



2011 RECORD AND INFORMATION BOOK

MINNESOTA TWINS



Ron Gardenhire

2010

AL Manager of the Year


2011 RECORD AND INFORMATION BOOK

BERT, YOU ARE HEREBY A MEMBER OF THE

Smallest Circle

IN BASEBALL.

Congratulations, Bert, on your well-deserved election into the National Baseball Hall of Fame.





Bert Blyleven



2011 National Baseball Hall of Fame Electee

Bert Blyleven, a 287-game winner who ranks fifth on the all-time strikeout list, was elected to the National Baseball Hall of Fame by the Baseball Writers' Association of America on January 5, 2011. He becomes the 72nd pitcher elected to the Hall after being named on 463 ballots (79.7 percent).

Blyleven pitched 22 seasons with the Minnesota Twins, Texas Rangers, Pittsburgh Pirates, Cleveland Indians and California Angels and compiled a 287-250 record with a 3.31 ERA, 242 complete games, 60 shutouts and 3,701 strikeouts in 4,969 1/3 innings. The righthander pitched a no-hitter on Sept. 22, 1977 for the Rangers against the Angels, and shares the AL single-game record for the longest one-hit complete game (10 innings, June 21, 1976). He was a key part of two World Series champions, the 1979 Pirates and the 1987 Twins.



He will be inducted into the Hall of Fame as a Minnesota Twin, becoming the fourth Twins player to do so, joining Harmon Killebrew (1984), Rod Carew (1991), and Kirby Puckett (2001).



ALL-TIME STRIKEOUT LEADERS

1. Nolan Ryan5714
2. Randy Johnson4875
3. Roger Clemens4672
4. Steve Carlton4136
5. Bert Blyleven3701

BLYLEVEN'S CAREER PITCHING RECORD

YEAR	CLUB	W-L	ERA	G	GS	CG	SH	SV	IP	H	R	ER	HR	HB	BB	SO	WP	BK	BAA
1970	MINNESOTA	10-9	3.18	27	25	5	1	0	164.0	143	66	58	17	2	47	135	2	3	.232
1971	MINNESOTA	16-15	2.81	38	38	17	5	0	278.1	267	95	87	21	5	59	224	5	1	.255
1972	MINNESOTA	17-17	2.73	39	38	11	3	0	287.1	247	93	87	22	10	69	228	7	1	.233
1973	MINNESOTA	20-17	2.52	40	40	25	9	0	325.0	296	109	91	16	9	67	258	7	2	.242
1974	MINNESOTA	17-17	2.66	37	37	19	3	0	281.0	244	99	83	14	9	77	249	3	0	.233
1975	MINNESOTA	15-10	3.00	35	35	20	3	0	275.2	219	104	92	24	4	84	233	7	0	.219
1976	MINNESOTA	4- 5	3.12	12	12	4	0	0	95.1	101	39	33	3	4	35	75	0	2	.283
	TEXAS	9-11	2.76	24	24	14	6	0	202.1	182	67	62	11	8	46	144	7	0	.242
1977	TEXAS	14-12	2.72	30	30	15	5	0	234.2	181	81	71	20	7	69	182	8	0	.215
1978	PITTSBURGH	14-10	3.03	34	34	11	4	0	243.2	217	94	82	17	6	66	182	6	2	.235
1979	PITTSBURGH	12- 5	3.60	37	37	4	0	0	237.1	238	102	95	21	6	92	172	9	0	.265
1980	PITTSBURGH	8-13	3.82	34	32	5	2	0	216.2	219	102	92	20	0	59	168	2	1	.262
1981	CLEVELAND	11- 7	2.88	20	20	9	1	0	159.1	145	52	51	9	5	40	107	3	1	.245
1982	CLEVELAND	2- 2	4.87	4	4	0	0	0	20.1	16	14	11	2	0	11	19	0	0	.211
1983	CLEVELAND	7-10	3.91	24	24	5	0	0	156.1	160	74	68	8	10	44	123	5	1	.267
1984	CLEVELAND	19- 7	2.87	33	32	12	4	0	245.0	204	86	78	19	6	74	170	6	0	.224
1985	CLEVELAND	9-11	3.26	23	23	15	4	0	179.2	163	76	65	14	7	49	129	1	1	.240
	MINNESOTA	8- 5	3.00	14	14	9	1	0	114.0	101	45	38	9	2	0	77	3	0	.237
1986	MINNESOTA	17-14	4.01	36	36	16	3	0	271.2	262	134	121	50	10	58	215	4	0	.250
1987	MINNESOTA	15-12	4.01	37	37	8	1	0	267.0	249	132	119	46	9	101	196	13	0	.249
1988	MINNESOTA	10-17	5.43	33	33	7	0	0	207.1	240	128	125	21	16	51	145	5	3	.294
1989	CALIFORNIA	17- 5	2.73	33	33	8	5	0	241.0	225	76	73	14	8	44	131	2	0	.248
1990	CALIFORNIA	8- 7	5.24	23	23	2	0	0	134.0	163	85	78	15	7	25	69	7	0	.303
1992	CALIFORNIA	8-12	4.74	25	24	1	0	0	133.0	150	76	70	17	5	29	70	3	1	.285
Major League Totals		287-250	3.31	692	685	242	60	0	4970.0	4632	2029	1830	430	155	1322	3701	114	19	.248

TABLE OF CONTENTS

Affiliates, Radio.....	391	Inside-the-Park.....	214	Schedule	
All-Star Game.....		Last By Pitcher.....	236	2011 Regular Season.....	Inside Back Cover
Box Scores, 1965 & '85.....	301-02	Three, Game.....	228	Target Field Workout.....	12
Players, Twins.....	223	Two, Game.....	216	Scouting Staff.....	328
American League Leaders, Twins.....	243	Two, Inning.....	216	Season Openers, Twins.....	247-49
Anniversary Teams		How 2011 Twins Were Built.....	76	Spring Training Information.....	400-04
25th Season.....	303	Innings, Biggest.....	223	Standings	
40th Season.....	303	Intelligence Reports, 2010:		Major League, 2010.....	163
All-Metrodome Team.....	304	Vs. Lefthanders.....	153	Yearly, Twins.....	246
50 Greatest Twins.....	305	Vs. Righthanders.....	154	Statistics, Twins, 1961-10.....	250-278
Attendance Data		Interleague History.....	184-88	Steals of Home, Twins.....	211
Annual, Home/Road.....	193	Longest Games.....	204	Target Field Information.....	13-19
Consecutive Streaks.....	160	Losing Streaks.....	191	Trades, Twins 1961-Present.....	229-32
Crowds of 50,000-plus.....	194	Managers, 1961-10, Twins.....	31	Last Trade With, Twins.....	74
Home Highs.....	194	Yearly Standings.....	246	Trainers, Twins.....	30
Home/Road, 2010.....	165	Media Policies		Transactions, 2010 Twins.....	161-62
Opponents' Highs in Minnesota.....	278	Regular Season.....	386	Treasure Island Baseball Network.....	391
Opponents' Totals in Minnesota.....	165	Spring Training.....	399	Uniforms.....	389-90
Awards		Metrodome.....	387	Uniform Numbers, All-Time Twins.....	224-28
Twins Annual.....	237-39	Metropolitan Stadium.....	388	Winning Streaks.....	279
Twins Individual and Organization.....	240-42	Milestone Twins Wins.....	129		
Baseball America Top 10 Prospects, Twins.....	133	Minnesota Natives, Twins.....	403		
BBWAA, Twin Cities Chairmen and Chapter.....	397	Minor Leagues			
Batting Data		Affiliate History.....	318		
Annual Team Figures.....	190	Affiliates and Statistics.....	312-24		
Average, 300.....	209	Awards, Twins, 2010.....	326-27		
Career, Twins.....	207	Bios, Front Office.....	309		
Cycle Performances.....	193	Bios, Minor League Staff.....	311		
Designated Hitters, Twins, 2010.....	164	Bios, Players.....	331-67		
Final Stats, 2010.....	150	Organization Information.....	308		
First Major League Hit, Twins.....	125	Organization Leaders, 2010.....	316 & 321		
4-or-more HR Games.....	211	Recap, 2010.....	310		
5 & 6 Hit Games.....	277	Records, Annual.....	308		
Hits, 200 in Season.....	210	Schedules, 2011.....	325		
Hitless Streaks.....	192	Stadiums and Attendance.....	308		
Hitting Streaks.....	65	Trainers.....	319		
Pitchers.....	273	Monthly Record, Twins.....	210		
Top Ten, Rookies.....	205	Opponents Section.....	167-88		
Top Ten, Season & Career.....	200-02	Opposition			
Yearly Leaders, Twins.....	209	Hitters, Top.....	71		
Bios		Pitchers, Top.....	71		
Bell, Jerry.....	8	Pace-setters, Twins' 2010.....	154		
Clubhouse Men, Twins.....	31	Performance Chart, Twins 2010.....	159		
Coaches, 2011 Twins.....	24-29	Pinch-Hitting Data			
Front Office.....	8-12	All-Time Twins.....	160		
Gardenhire, Ron.....	22-23	Twins', 2010.....	164		
Griffith, Calvin.....	374	Yearly Leaders, Twins.....	204		
Players, 2011 Twins.....	33-148	Pitching Data			
Pohlad, Jim.....	7	Annual Team Figures.....	191		
Smith, Bill.....	10	Career, Twins.....	208		
St. Peter, Dave.....	8	Final Stats, 2010.....	150		
Birthdates, Twins.....	80	Low-Hit Games.....	233		
Birthplaces, Twins.....	116	Position Players.....	237		
Bylveen, National Baseball Hall of Fame.....	1-2	Shutouts, Consecutive vs. Twins.....	216		
Broadcasters, Twins 2011.....	392-95	Shutouts, Individual Consecutive.....	234		
Year-by-Year.....	396	Shutouts, Twins Consecutive.....	234		
Radio Production Crew.....	395	Shutouts, Twins Individual.....	235		
Television Production Crew.....	394	Top Ten, Rookies.....	206		
Club Statistics, Twins 2010.....	152	Top Ten, Season & Career.....	202-04		
Coaches, 1961-10.....	275	20-Game Winners, Twins.....	234		
Community, Twins.....	370-71	200 Innings Pitched, Twins.....	236		
Daily Log, 1961-10.....	212	Yearly Leaders.....	235		
Day-By-Day, 2010.....	155-57	Postseason, Twins.....	281-300		
Directory, Club.....	4-6	Title Clinching Dates.....	118		
Draft Picks, Twins First Round.....	329	Pronunciation Guide.....	118		
Draft, Twins 2010.....	330	Public Relations Directory.....	398		
Extra-Inning Games, 2010.....	153	Records			
Fielding Data		Franchise, 1901-2010.....	380-85		
Annual Team Figures.....	192	Twins Individual, Game.....	195		
Final Stats, 2010.....	151	Twins Individual, Season.....	198		
Triple Plays.....	213	Twins Team, Game.....	196-97		
Glance, 2010 Twins.....	164	Twins Team, Season.....	199		
Hall of Fame		Retired Numbers, Twins.....	372-73		
National Baseball, Info.....	405	Roster			
Twins.....	374-79	All-time, Twins.....	219-23		
Highs & Lows, 2010.....	160	40-Man Spring, 2011.....	406-07		
Home & Road, Annual.....	213	Invitees, 2011.....	407		
Home Run Data:		Rules			
By Position, 2010.....	158	Designated Hitter.....	87		
First Major League Game.....	82	Earned Runs.....	40		
Grand Slams, Twins.....	215-16	Pinch-hitter.....	59		
Grand Slam Records, Twins.....	216	Rookie Qualifications.....	127		
Home & Road, Annual.....	218	Saves.....	50		
Individual Breakdown, 2010.....	158	Trading Regulations.....	163		
Inning, 3-or-more.....	217	Waivers.....	183		

BOXES OF INTEREST

A.L. Central History.....	38
Air Mileage, Twins' 2011.....	198
Arizona Fall League, Twins.....	123
Blown Leads, Twins.....	257
Calculating Baseball Statistics.....	46
College Alumni, Twins.....	107
Come From Behind Wins, Twins.....	84
Entire Career With Twins.....	207
Expansion Draft Losses, Twins.....	94
Fielding Leaders, 2010.....	121
Home Runs, Longest.....	217
Home Runs, Both Sides Of Plate.....	266
Homestead, Twins Best.....	205
Important Dates, 2011.....	279
Leadoff Homers, Twins Career.....	279
MLB Futures Game.....	127
Magic Number.....	375
Most Games By Position, Twins.....	142
Most Years By Position, Twins.....	272
Opening Day Info.....	249
Owners, Presidents and General Managers.....	4
Pitchers Debut, Twins.....	48
Player Limits.....	89
Post-Season, Top 5, Batting.....	300
Post-Season, Top 5, Pitching.....	300
Qualifying Numbers.....	78
RBI, 100-Plus Seasons.....	269
Roadtrip, Twins Best.....	205
Roberto Clemente Award.....	294
Rookie of the Year, Twins.....	258
Rookies Used.....	118
Runs, Most Scored in a Game, Twins.....	218
Season Leaders, By Position.....	61
Season Opener Starts, Career.....	249
Team Hits Leaders.....	35
Ten or More Years with Twins.....	119
Twins Retired Numbers, Stats.....	373
20 HR/20 SB, Twins.....	279
30 2B/30 HR, Twins.....	190
Umpire Interview Policy.....	188
Wins, Consecutive vs. Opponent.....	246
World Wide Web, Twins.....	72

MEDIA GUIDE SECTIONS:	
Front Office Directory/Bios.....	4-12
Target Field Information.....	13-19
Coaches and Staff.....	21-31
Player Bios.....	33-148
2010 Year in Review.....	149-165
Opponents.....	167-188
History and Records.....	189-243
Year By Year.....	245-279
Twins In Postseason.....	281-305
Minor Leagues and Scouting.....	307-367
Miscellaneous.....	369-407

The 2011 Minnesota Twins Media Guide was researched, written and edited by Mike Herman, Dustin Morse, Molly Gallatin, Mitch Hestad, Andrew Heydt, Annelise Searle, Andrew Phelps, Kristy Hueber and Brad Steil, and is based on information available through February 7, 2011. All statistics were provided by Major League Baseball and are considered unofficial. Images courtesy of Bruce Kluckhohn, Wayne Kryduba, Bill Guero, Steve Woltmann, Andy Hill, Troy Melhus, Getty Images, Rich Pilling, MLB Photos, Mortenson Construction and HOK. The information contained is copyrighted and prepared for the use of members of the media. Those wishing to use any of the enclosed material for commercial purposes should contact the Minnesota Twins Baseball Communications department.

Cover design by Dean Lavato, depicting Target Field and 2010 American League Manager of the Year, Ron Gardenhire

TWINS SPORTS INC. MINNESOTA TWINS BASEBALL CLUB

Target Field
1 Twins Way
Minneapolis, MN 55403
Telephone (612) 659-3400
Ticket Information and Charge Lines: (612) 33-TWINS or 1-800-33-TWINS
www.twinsbaseball.com

MINNESOTA TWINS BASEBALL CLUB

EXECUTIVE BOARD

	Jerry Bell, Chairman	
Howard Fox	Jim Pohlad	Dave St. Peter
Bill Pohlad	Bob Pohlad	

ADMINISTRATION

Chief Executive Officer	Jim Pohlad
President	Dave St. Peter
Senior Vice President, General Manager	Bill Smith
Senior Vice President, Business Development	Laura Day
Senior Vice President, Business Administration/Chief Financial Officer	Kip Elliott
Vice President, Technology	John Avenson
Vice President, Human Resources/Diversity	Raenell Dorn
Vice President, Operations	Matt Hoy
Vice President, Marketing	Patrick Klinger
Vice President, Player Personnel	Mike Radcliff
Vice President, Ticket Sales and Service	Steve Smith
Director, Ballpark Development and Planning	Dan Starkey
Executive Assistants	Joan Boeser
	Lynette Gittins
Administrative Assistant	Danielle Bungarden
Special Assistants	Rod Carew, Kent Hrbek, Harmon Killebrew, Paul Molitor, Tony Oliva

BASEBALL OPERATIONS

Assistant General Manager	Rob Antony
Senior Advisor to the General Manager	Terry Ryan
Special Assistants to General Manager	Tom Kelly, Joe McIlvaine
Senior Director, Team Travel	Remzi Kiratli
Manager, Major League Administration	Jack Goin
Director, Baseball Operations	Brad Steil
Senior Director, Minor Leagues	Jim Rantz
Minor League Field Coordinator	Joel Lepel
Manager, Minor League Administration	Kate Townley
Director, Scouting	Deron Johnson
Pro Scouting Coordinator	Vern Followell
Manager, Scouting Administration	Amanda Daley

BASEBALL COMMUNICATIONS

Director, Baseball Communications	Mike Herman
Senior Manager, Baseball Communications	Dustin Morse
Manager, Publications and Media Services	Molly Gallatin
Coordinator, Baseball Communications	Mitch Hestad

TWINS OWNERS, PRESIDENTS & GENERAL MANAGERS

OWNER

Carl R. Pohlad Family, 1984-present
Calvin R. Griffith Family, 1961-1984

PRESIDENT

Dave St. Peter, 2002-present
Jerry Bell, 1987-2002
Howard Fox, 1984-87
Calvin Griffith, 1961-84

GENERAL MANAGER

Bill Smith, 2007-present
Terry Ryan, 1994-2007
Andy MacPhail, 1986-94
Howard Fox, 1985-86
Calvin Griffith, 1961-84

PUBLIC AFFAIRS

Executive Director, Public Affairs and Twins Community Fund	Kevin Smith
Director, Community Relations	Bryan Donaldson
Manager, Corporate Communications	Chris Iles
Manager, Community Relations	Stephanie Johnson
Manager, Community Programs	Josh Ortiz
Coordinator, Community Relations	Gloria Westerdahl

MARKETING AND BROADCASTING

Senior Director, Advertising	Nancy O'Brien
Director, Event Marketing	Heidi Sammon
Director, Emerging Markets	Miguel Ramos
Manager, Promotions	Julie Rohloff
Marketing Specialist	Joe Pohlad
Administrative Assistant	Alejandra Cabrera
Senior Director, Broadcasting and Game Presentation	Andy Price
Engineer, Broadcast Coordinator	Tom Brower
Coordinator, Scoreboard	Sam Henschen
Coordinator, Video	Jim Diehl
Coordinator, StadiumVision	Matt Semke
Radio Network Producer	Mark Genosky
Radio Network Play-by-Play/Analyst	John Gordon
Radio Network Play-by-Play/Analyst	Dan Gladden
Radio Network Analyst	Jack Morris
Radio Network Studio Host	Kris Atteberry
Radio Engineer	Kyle Hammer
Television Play-by-Play	Dick Bremer
Television Analyst	Bert Blyleven
Public Address Announcer	Adam Abrams
Spanish Radio Play-by-Play	Alfonso Fernandez

TICKET SALES AND SERVICE

Director, Ticket Sales and Service	Mike Clough
Director, Suite and Premium Seat Sales and Service	Scott O'Connell
Senior Manager, Season Ticket Sales and Service	Eric Hudson
Senior Season Ticket Sales and Service Representatives	Craig Gumz, P.J. Williams
Season Ticket Sales and Service Representatives	Chris Carson, Mitch Kluska, Andrea Kray, Bobby Pascaly, Dan Poplau, Bryan Sowieja, Ryan Whisler
Senior Manager, Group Ticket Sales and Service	Rob Malec
Group Ticket Sales and Service Representatives	Luis Breazeale, Brittany Ehlis, Todd Krulwich, David Marley Landon Oldenburger, Andrew Reichert
Manager, Ticket Sales and Service Communication	Beth Vail
Manager, Database Marketing	Brandon Johnson

FACILITY AND NON-GAME EVENT SALES

Senior Manager, Facility and Event Sales	David Christie
Coordinators, Facility and Event Sales	Jessica Dooley, Mikkala Korton

CORPORATE PARTNERSHIPS

Director, Client Services	Bodil Forsling
Senior Account Executives	Doug Beck, Brock Maiser
Account Executives	Karen Cleary, Jordan Woodcroft
Coordinators, Corporate Client Services	Paulette Cheatham, Amelia Johnson, Kayleen Alexson, Joe Morin
Coordinator, Broadcast Traffic and Service	Amy Johnson

FINANCE

Senior Director, Finance	Andy Weinstein
Senior Manager, Ticket Accounting	Jerry McLaughlin
Senior Manager, Accounting	Lori Windschitl
Manager, Financial Planning and Analysis	Mike Kramer
Accounts Payable	Amy Fong-Christianson
Accountant	Lyndsey Taylor
Director, Purchasing	Bud Hanley
Manager, Purchasing	Luis Lozada
Administrative Assistant	Ka Her

TECHNOLOGY

Senior Director, Technology	Wade Navratil
Manager, Technology Infrastructure	Tony Persio
Technical Services Specialist	Brent Hildebrandt
Technology Operations Specialist	Kyle Mai
Programmer/Business Systems Analyst	Shelley Andrew
Programmer/Business Systems Analyst	Purvi Mehta

HUMAN RESOURCES

Senior Manager, Payroll	Lori Beasley
Senior Manager, Benefits	Leticia Silva
Human Resources Generalist	Holly Corbin
Coordinator, Payroll/Benefits	Talla Peterson

BALLPARK OPERATIONS

Senior Director, Ballpark Operations	Dave Horsman
Director, Ballpark Systems	Gary Glawe
Director, Guest Services	Patrick Forsland
Head Groundskeeper	Larry DiVito
Assistant Groundskeeper	Jared Alley
Assistant Groundskeeper	Al Kuehner
Supervisor, Maintenance	Dana Minion
Maintenance Mechanic	Dan Deephouse
Maintenance Mechanic	Matthew Fox
Maintenance Mechanic	Ryan Rikkola
Maintenance Mechanic	Ray Scheller
Manager, Ballpark Operations	John McEvoy
Manager, Guest Services	Dan Smoliak
Manager, Premium Services	Jeffrey Kroll
Manager, Dock Security	Jeff Reardon
Manager, Event Security	Dick Dugan
Manager, Office Services	Mike Sather
Coordinator, Office Services	Katie Van Der Linden
Event Operations Assistant	Lisa Knutson
Administrative Assistant	Venika Streeter
Receptionist	Tina Flowers

TICKET OPERATIONS

Senior Director, Ticket Operations	Paul Froehle
Senior Manager, Box Office	Mike Stiles
Manager, Call Center	Mark Engstrom
Supervisor, Call Center Operations	Steve Rinde
Supervisor, Box Office	Robyn McQuillan
Coordinator, Box Office Accounting	Aaron Doepner
Coordinator, Box Office Operations	Nick Heffeld

CLUBHOUSE

Field Manager	Ron Gardenhire
Head Athletic Trainer	Rick McWane
Assistant Athletic Trainer	Dave Pruemer
Strength and Conditioning Coordinator	Perry Castellano
Equipment Manager	Rod McCormick
Visitors' Clubhouse	Troy Matchan
Manager, Major League Video	Sean Harlin

MEDICAL STAFF

Orthopedic Physicians	Dr. Dan Buss, Dr. John A. Steubs
Internal Medicine Physicians	Dr. Vijay Eynuni, Dr. Tom Jetzer
Employee Assistance Program Physician	Dr. Jon Hallberg, Dr. Gustavo Navarrete



JIM POHLAD

Chief Executive Officer

In 2011, Chief Executive Officer Jim Pohlad begins his 28th season with the Minnesota Twins. He is an original member of the Twins Executive Board and has owned a minority interest in the team since 2005. Jim provides leadership to the Minnesota Twins front office in several capacities, including decisions related to baseball and business, as well as long-term strategic planning. Jim is known for his active role in gaining legislative approval for Target Field. He worked with his father, the late Carl Pohlad, for more than 10 years to obtain funding for the new ballpark.

In addition to his position with the Minnesota Twins, Jim currently holds various leadership roles throughout several Pohlad-owned business enterprises: Marquette Financial Companies, Twins Sports Inc., and Pohlad Companies. He also serves on the Board of Directors of Major League Baseball Advanced Media.

Jim's civic engagements include work on behalf of organizations and programs that support the well-being and interests of children and families in the Twin Cities and surrounding communities. He currently serves on the board of the Pohlad Family Foundation and is actively involved with Park Nicollet Health Services and the Melrose Institute. In past years, he has supported and provided leadership to the Greater Twins Cities United Way, Minneapolis Institute of Arts, the Greater Minneapolis Chamber of Commerce, and The Minneapolis Foundation.

Jim resides with his family in Minneapolis, MN. He holds a degree in business administration from the University of Southern California and is a certified public accountant.

A TRADITION OF EXCELLENCE

TOP WINNING PERCENTAGES IN THE MAJOR LEAGUES SINCE 2002

TEAM	RECORD	PCT	POSTSEASON APPEARANCES
New York Yankees	878-579	.603	8
Boston Red Sox	842-616	.578	6
Los Angeles Angels	823-635	.564	6
St. Louis Cardinals	811-646	.557	5
Minnesota Twins	803-656	.550	6
Atlanta Braves	800-656	.549	5
Philadelphia Phillies	796-661	.546	4



JIM POHLAD

at the press conference announcing the 2011 enhancements to the right field video board in Target Field.

DECADE OF DIVISION DOMINANCE

AMERICAN LEAGUE CENTRAL STANDINGS FROM 2000-2010

TEAM	RECORD	PCT	DIVISION TITLES
Minnesota Twins	957-825	.537	6
Chicago White Sox	945-838	.530	3
Cleveland Indians	885-897	.497	2
Detroit Tigers	810-972	.455	0
Kansas City Royals	739-1043	.415	0



JERRY BELL

Chairman, Executive Board

T. Geron (Jerry) Bell was named Chairman of the Twins Executive Board on January 3, 2011. In his position, he serves as an advisor to ownership and the team's senior management group on a variety of club operational issues as well as facility development.

Prior to his current role, Bell served as President of Twins Sports, Inc. Named to that post on November 26, 2002, he led the effort to ensure the long-term viability of the Minnesota Twins and specifically oversaw the development, design, construction and the opening of Target Field. Bell's leadership was central to ballpark's groundbreaking design, LEED certification and successful management of the project's budget and timeline.

Bell, who was named the third president in the history of the Minnesota Twins in January 1987, spent 16 years as the chief executive of the club. He led the team's business operations and was instrumental in the 1987 and 1991 World Championship seasons. Other accomplishments include setting an American League attendance record in 1988 when the Twins became the first junior-circuit team to attract more than three million fans. He also led the development and construction of the state-of-the-art spring training facility known as the Lee County Sports Complex which opened in Ft. Myers, Florida, in 1991.

Bell joined the Twins after serving as executive director of the Metropolitan Sports Facilities Commission, which operates the Metrodome. He joined the MSFC as assistant executive director upon the commission's inception in 1977.

His professional activities include being a member of Major League Baseball's Professional Baseball Association Committee/ Baseball Operations Committee and he also served on the Hall of Fame Veteran's Committee for Major League Baseball. Past activities have included three terms as member of the North St. Paul/Maplewood School Board, including five years as chairman; served on Minneapolis Downtown Council Board of Directors from 1993-2002; member of the Minneapolis Chamber of Commerce Communications Committee; Board of Directors for the Greater Convention and Visitors Association; member of the Executive Committee of the Minneapolis/St. Paul Final Four organizing committee and former consultant to the Miami Dolphins, Ltd., of the NFL. In 2010, Bell was a recipient of the Herb Carneal Lifetime Achievement Award as presented by the Minnesota chapter of the Baseball Writers Association of America.

Jerry and his wife, Phyllis, who make their home in North St. Paul, MN, have two daughters.



DAVE ST. PETER

President

Dave St. Peter was named the fourth president in Minnesota Twins history on November 26, 2002. He oversees the team's strategic planning process and the club's business departments including ticket sales and service, corporate partnerships, marketing, public affairs, broadcasting, ballpark operations, human resources, technology and finance. St. Peter, who is also involved in business-related baseball decisions, also was central to the approval, design, construction and opening of Target Field, the team's new ballpark in Minneapolis' Historic Warehouse District.

At age 44, St. Peter begins his 22nd year with the Twins. He joined the Twins organization in 1990 and held a variety of positions including vice president of corporate communications. He was named senior vice president of business affairs in February of 1999 and assembled a sales and marketing group which has increased annual attendance nine of the last 10 years and in aggregate by more than 200% since 2000. In 2010, the Twins established a new single-season franchise attendance record by attracting more than 3.2 million fans to Target Field and the club was recognized by *ESPN: The Magazine* as having the best stadium experience in all of professional sports. St. Peter's leadership has been integral in the team's growing corporate partnership base, development of the "Magic Moments" customer service initiative, expanded Twins Radio Network, aggressive community outreach and increased alumni involvement, including creation of the Twins Hall of Fame.

St. Peter has been part of a leadership team helping the franchise win six American League Central Division championships in the past nine seasons (2002-2004, 2006 and 2009-10). During St. Peter's leadership tenure, the Twins have twice been named "Organization of the Year" by *Baseball America* (2002 and 2004). In 2006, the entire Twins organization was recognized as the Minneapolis *Star-Tribune's* "Sports Person of the Year." The franchise received the Atlanta Sports Council's Horizon Award (2002) as the Professional Sports Organization of the Year while the Twins Community Fund was a 2000 recipient of the Greater Minneapolis Chamber of Commerce's Quality of Life Award and a 2006 recipient of a Project Evergreen Award. In 2010, the Twins were honored by the *Star Tribune* as one of the "Top 100" workplaces in the state of Minnesota. In 2011, the Twins were the recipient of the Minneapolis Park and Recreation Board's "Living the Dream" Award. St. Peter has also been named to the *Street and Smith's Sports Business Journal* and *Minneapolis-St. Paul Business Journal's* "Forty under 40" lists.

In the community, St. Peter serves on the board of the Twins Community Fund, the Minneapolis Downtown Council, Meet Minneapolis and the Greater Minneapolis Regional Chamber of Commerce. In 2010, St. Peter joined Rod Carew as a co-chair of the annual Light the Night walk, raising more than \$500,000 for the Leukemia and Lymphoma Society of Minnesota.

St. Peter was born in Bismarck, North Dakota, and graduated from the University of North Dakota in 1989. Dave, his wife Joanie, son Jack and twin sons, Eric and Ben, make their home in Eden Prairie, MN.



LAURA DAY

Senior Vice President, Business Development

Laura Day was named Senior Vice President of Business Development on August 28, 2006. Day oversees the ballclub's revenue generating efforts including ticket sales and service, premium seating, corporate partnerships, signage and advertising, and Target Field non-baseball facility event sales and marketing. She plays a key role in shaping the team's strategic business plan, and has oversight of the Twins customer retention and loyalty programs.

Day joined the Twins from the Minneapolis Convention and Visitor's Association where she created the strategic plan for sponsorship and membership development. Prior to joining the MCVA, she served as vice president of sales for Victory Sports One (2003-2004). In 2007, she was named to the Minneapolis-St. Paul Business Journal's "Women to Watch" List. Day was one of the first Minnesota Wild employees, helping launch the Xcel Energy Center as vice president of corporate partnerships from 1999-2002. During her time at the Wild, she helped convert 12,000 season ticket deposits to paid status, launched the Twin Cities first premium seating program (selling out in a record eight weeks) and oversaw the team's corporate partnership team, which included the acquisition of naming rights and building founding partners. Day got her start in sports working for the Twins from 1991-1999, where she held a variety of posts including vice president of sales and marketing; director of corporate marketing; and promotions manager.

In 2007, Day was named to the Minneapolis-St. Paul Business Journal's "Women to Watch" list. She currently serves on the Minnesota State University/Sports Management Program Advisory Board, the Board of Directors for Cornerston, and is a member of the Executive Leadership Team for the Start! Heart Walk benefiting the American Heart Association.

Day, a native of Stillwater, MN, resides in Hudson, WI, with her husband Mike.



KIP ELLIOTT

Senior Vice President, Business Administration/ Chief Financial Officer

Kip Elliott, who begins his 20th year with the Twins in 2011, was named Senior Vice President on August 28, 2006 after serving as chief financial officer since January of 1999.

Elliott joined the Twins in May of 1992 as accounting manager and held the position of controller from 1995 through 1998. He was employed by the public accounting firm of Coopers and Lybrand from 1989-92.

Elliott, who was named the "CFO of the Year" by the Minneapolis/St. Paul Business Journal in 2010, is responsible for overseeing the accounting, human resources, technology and operations departments, including management of the annual financial reporting for the organization and the financial relationship with Major League Baseball. As part of the senior management team, he also plays a key role in the structuring and implementation of the club's strategic plan, as well as the planning of Target Field.

Elliott serves on the University of Northern Iowa Accounting Advisory Council and the Board of Directors for Special Olympics Minnesota.

Elliott, a Certified Public Accountant, was raised in rural Fredericksburg, Iowa and graduated summa cum laude from the University of Northern Iowa in 1989. Kip, wife Jodi, children Carter, Maxwell and Maree make their home in Hudson, WI.

2010 AMERICAN LEAGUE ATTENDANCE FIGURES

TEAM	TOTAL	AVERAGE	SEASON-HIGH
New York Yankees	3,765,807	46,491	49,716 on August 7
Los Angeles Angels	3,250,756	40,133	44,052 on July 28
Minnesota Twins	3,233,640	39,798	40,966 on August 21
Boston Red Sox	3,046,444	37,610	38,304 on August 17
Texas Rangers	2,505,171	30,928	50,299 on April 5
Detroit Tigers	2,461,237	30,386	45,010 on April 9
Chicago White Sox	2,194,378	27,091	39,682 on June 27
Seattle Mariners	2,085,950	25,752	45,876 on April 12
Tampa Bay Rays	1,843,445	22,759	36,973 on April 6
Baltimore Orioles	1,733,019	21,663	48,891 on April 9
Toronto Blue Jays	1,625,555	20,069	46,321 on April 12
Kansas City Royals	1,615,326	20,192	40,052 on April 5
Oakland Athletics	1,418,391	17,511	35,067 on May 22
Cleveland Indians	1,394,812	17,435	42,061 on April 12



BILL SMITH

Senior Vice President, General Manager

Bill Smith, a member of the Twins organization since 1986, was named the fifth general manager in club history on September 13, 2007 (effective October 1, 2007). Smith is responsible for all areas of the baseball department, including the Major League roster and contracts, manager and coaching staff, plus oversight of the Minor Leagues, Scouting and Baseball Communications departments.

Before being named to his current position, Smith served the previous 13 seasons as Vice President, Assistant General Manager under Terry Ryan, sharing responsibilities for negotiating contracts, assisting with the day-to-day operations of the Major League department and the Twins academies in Venezuela and the Dominican Republic. He was also active in representing the baseball department in the planning and design of Target Field. Smith is a member of the Minor League Baseball Board of Trustees, and serves on a committee appointed by Commissioner Bud Selig to examine Major League Baseball and Club Operations in the Dominican Republic.

Smith is a 1980 graduate of Hamilton College in New York where he majored in French. He was one of the first participants in Major League Baseball's Executive Development Program in 1980. From 1981-1982, Smith served as the Assistant Director, Minor Leagues and Scouting for the Chicago White Sox.

He moved to Appleton, WI, as the General Manager of the Appleton Foxes, the White Sox' Class-A affiliate from 1983 through the 1985 season, before joining the Twins organization in March of 1986 as Assistant Director of Minor Leagues and Scouting.

Smith was named Director of Baseball Administration in October of 1989, and was the Twins liaison during the construction of their spring training home in Ft. Myers, FL, from 1989-91.

Bill and wife, Becky, reside in Bloomington, MN. They have three daughters, Allison and Amy, who are twins, and Jennifer.



MIKE RADCLIFF

Vice President, Player Personnel

Mike Radcliff, a member of the Twins organization since 1987, was named Vice President, Player Personnel on September 13, 2007 (effective October 1, 2007). Radcliff leads the club's overall player evaluation process at both the major and minor league levels, assists Smith in negotiating player contracts and oversees the club's professional and amateur scouting staff, including the scouting of international players. Radcliff, who was named the Director of Scouting in 1993, was the longest tenured scouting director in Major League Baseball. As scouting director, Radcliff managed 27 full-time and 34 part-time scouts and coordinated the annual amateur draft as well as the international scouting staff.

Radcliff is a 1979 graduate of the University of Missouri and began his scouting career as an area scout with the Major League Scouting Bureau in 1983. He was hired as an area scout by the Twins in 1987 and promoted to Midwest Supervisor in 1988.

Mike and his wife, Sherry, have two grown children and reside in Overland Park, KS.



ROB ANTONY

Assistant General Manager

Rob Antony begins his 25th season in the Twins organization and his third as Assistant General Manager, after being named to that role on September 13, 2007 (effective October 1, 2007). He is responsible for Major League contracts and evaluating major and minor league players.

Prior to his current position, he was Director of Baseball Operations for 12 seasons and was responsible for various duties in the minor league and scouting departments including the spring training operation and free agent draft preparations. He was also responsible for establishing and overseeing the budget for the minor league, major league and scouting departments. He also worked closely with the scouting department and scouted players eligible for the free agent draft as well as amateurs in Australia and Latin America.

Antony was hired as Assistant Director of Media Relations in 1988 after graduating from the University of Minnesota. In June of 1991 he was promoted to Director of Media Relations. He held that post until December of 1995 before being promoted to Director of Baseball Operations.

Rob and his wife, Lynn, have two children, Tyler and Emily, and reside in Rogers, MN.



JOHN AVENSON

Vice President, Technology

John Avenson, who begins his 18th season with the Twins in 2011, was named Vice President of Technology on December 22, 2006. Prior to being named to his current position, Avenson served as Director of Baseball IS/Network.

Avenson oversees and manages the purpose of technology for all disciplines of the organization. Maintaining a close relationship with the Baseball Department, he wrote the application the team uses for Scouting and Player Development. Avenson also wrote the fan-based “Twingo” application that has been widely adopted by many other Major and Minor League teams. He played an integral part in the planning and implementation of innovative technology at Target Field. In addition, Avenson serves on the Tickets.com advisory committee.

Prior to joining the Twins, Avenson served with the United States Marine Corps where he maintained aircraft information for RF-4B and F/A-18 squadrons. A graduate of the University of Minnesota with a degree in Computer Science, Avenson and his wife Katie, along with children Perry, Simon and Lucy, reside in Minnetonka, MN.



RAENELL DORN

Vice President, Human Resources

Raenell Dorn begins her 38th season with the Twins in 2011, her 12th since being promoted to Vice President of Human Resources and Diversity in January of 1999.

Dorn oversees all aspects of Twins human resources, including risk management, workers compensation, employee assistance programs, benefits administration and payroll. In addition, she heads the diversity efforts within the organization including the joint Minnesota Twins/Major League Program which was established to ensure that opportunities for diverse suppliers exist within our procurement process. She is a member of the MLB Diverse Partners’ Task Force, serves on the MLB Executive Development selection committee and the YWCA marketing committee. Dorn established a Sports Career Fair held at the end of the season, offering participants access to many sports teams and sports divisions of our media partners.

In 2008, Dorn was named to the Minneapolis-St.Paul Business Journal’s “Industry Leaders” list. She was born in New Prague, Minnesota and graduated from Metropolitan State University. She resides in Eden Prairie, MN with her husband Harvey. They have two grown children, Christopher (daughter-in-law Laurel) and Bryan.



MATT HOY

Vice President, Operations

Matt Hoy, who begins his 26th year with the Twins in 2011, was named Vice President of Operations in April of 1992.

Hoy joined the Twins in January of 1986 as a member of the sales staff and has held positions as Director of Novelty Operations, Director of Sales and was the Director of Stadium Operations before his promotion.

His responsibilities include overseeing Ballpark Operations, Guest and Premium Services, Security, Ticket Operations, Office Services, Concession and Merchandise Sales, including the Twins’ Pro Shops and Postseason Operations. He serves as the current Chair of the Walk to Cure Diabetes, which is held every January at the Mall of America and raises well over one million dollars for research each year.

Hoy was born in St. Paul and attended Blake School in Hopkins, MN. He and his sons, Matt and Dan, make their home in Mound, MN.



PATRICK KLINGER

Vice President, Marketing

Patrick Klinger begins his 13th season as Vice President of Marketing. Klinger is responsible for overseeing the Twins' advertising, promotions, game presentation, special events and broadcasting efforts.

Klinger supervised the events and festivities throughout the memorable inaugural season of Target Field, including Opening Day and the 50th Season Celebration Weekend. The team set its all-time attendance record in 2010, when over 3.2 million fans were welcomed to Target Field. He also contributed to the effort that made Target Field the number one professional sports experience in the country according to the ESPN: The Magazine. Other key events he coordinated during his career include the tribute to late Twins' great Kirby Puckett, the Target Field groundbreaking ceremony and numerous playoff games. Klinger has also been recognized as a sports marketing innovator who has been part of the management team that has made the Twins organization one of the most respected in sports.

Prior to joining the Twins, Klinger served as Director of Marketing at the RiverCentre complex in St. Paul and Director of Marketing at Ticketmaster. He is an executive board member of SAVE (Suicide Awareness Voices of Education) and is an active volunteer on many causes.

The Winona, Minnesota native is a graduate of Winona State University and resides in Apple Valley, MN, with his wife, Rae Lynn, and sons Zach and Alex.



STEVE SMITH

Vice President, Ticket Sales and Service

Steve Smith joined the Twins organization as Vice President of Ticket Sales and Service on November 18, 2004. Smith's main area of responsibility is leading the team's overall ticket sales and service initiatives relating to season and group tickets. He also shares oversight of premium seats and single game tickets.

Under the leadership of Smith and his management team, the Twins closed out their time in the Metrodome by surpassing two million tickets for six consecutive years. As of that time, the team had only surpassed two million tickets 12 times during its 50-year history. Smith and his staff continued their run of success in the first season at Target Field by establishing all-time franchise highs in total attendance, season tickets and group tickets - surpassing three million tickets in total attendance for only the second time in franchise history. In all, five out of Smith's six seasons with the team rank among the franchise's all-time top ten attendance years.

A native of Rockwell City, Iowa, and a graduate of Iowa State University, Smith was formerly the Vice President of Ticket Sales and Service for the Toronto Blue Jays. He has also held ticketing positions with the Philadelphia 76ers, Vancouver Grizzlies, Vancouver Canucks and the Golden State Warriors.

Smith resides in Minneapolis, MN with his wife, Lisa, and daughter Rilee.

PRE-GAME WORKOUT SCHEDULE AT TARGET FIELD

12:10 PM Start

Twins Hitting	9:45-10:30
Visitors Hitting	10:30-11:15
Twins Infield	11:15-11:25
Visitors Infield	11:25-11:35
Field Preparation	11:35-Game Time

6:10 PM Start

Twins Hitting	3:45-4:30
Visitors Hitting	4:30-5:15
Twins Infield	5:15-5:25
Visitors Infield	5:25-5:35
Field Preparation	5:35-Game Time



1:10 PM Start

Twins Hitting	10:45-11:30
Visitors Hitting	11:30-12:15
Twins Infield	12:15-12:25
Visitors Infield	12:25-12:35
Field Preparation	12:35-Game Time

7:10 PM Start

Twins Hitting	4:45-5:30
Visitors Hitting	5:30-6:15
Twins Infield	6:15-6:25
Visitors Infield	6:25-6:35
Field Preparation	6:35-Game Time

TARGET FIELD



TARGET FIELD®

The Minnesota Twins moved into their new home, Target Field, prior to the beginning of the 2010 season. The ballpark is a modern architectural expression, a dichotomy of Minnesotans' cosmopolitan lifestyle so rooted in nature and the outdoors. The stone and glass landmark, topped by a metal-clad, sculpted roof canopy, is chiseled into downtown Minneapolis on one of Major League Baseball's smallest sites. The ballpark's urban appeal is enhanced with the addition of new, immediate access to light rail and commuter rail, bridging the site to its urban surroundings and spurring development in the western corner of downtown.

Target Field proved to be one of the premier sporting and entertainment venues in the Upper Midwest, and one of the most unique, spectacular parks in all of Major League Baseball. Here are a list of features that helped to make it unlike any other baseball experience in America.

MATERIALS

Native Minnesotan limestone forms the mass of the ballpark's exterior façade. Glass and metal details punctuate the limestone surface, creating a sophisticated composition. In addition, whenever possible, the ballpark and surrounding areas incorporated Minnesota-native flowers, trees and shrubs.

SEATING

Target Field features one of the closest seating bowls to the playing field in all of Major League Baseball. Seats in Target Field feature more leg room and are articulated towards the field of play. Target Field features more aisles with fewer seats per row.

CONCOURSE

The ballpark features a 360-degree open main concourse giving fans an uninterrupted view of the playing field.


CLIMATE/SHELTER

The Twins are committed to providing a comfortable experience for the fans—even when our weather is less than perfect. Fans are able to take advantage of heated concessions, restrooms, and restaurant and lounge areas found on each ballpark level including the Terrace level. Target Field's roof canopy—one of the largest in baseball—provides added protection.

CELEBRATING MINNESOTA'S RICH BASEBALL HERITAGE

Minnesota's new ballpark celebrates the heritage and history of the game across the Upper Midwest. The ballpark includes tributes to the great Twins teams and players from the past as well as other Minnesota baseball icons.

Approximate Capacity	39,500
Seating in Lower Level	19,000
Seating in Upper Level	13,000
Seating in Club Level	7,000
Concourse Width (main)	40 feet
Concourse Width (upper)	26-44 feet
Restrooms	401 (w) 266 (m)



Target Field Project Costs

Ballpark Construction	Minnesota Twins	Hennepin County	Total
Original Budget	\$130 million	\$260 million	\$390 million
Ballpark Enhancements	\$50 million*	\$0	\$50 million
Infrastructure	\$15 million**	\$90 million	\$105 million
Total	\$195 million	\$350 million	\$545 million

* The Minnesota Twins approved increases of \$45.5 million for fan amenities and ballpark enhancements. Additionally, the Twins provided 4.5 million of funding for Target Plaza, which was matched by Target Corporation.

** The Minnesota Twins provided \$15 million of additional funding for public infrastructure costs.

TARGET FIELD

By the numbers....

Address 1 Twins Way, Minneapolis, MN 55403

Owners Minnesota Ballpark Authority

Concessionaire Delaware North Sportservice

Architect Populous (Kansas City), in association with HGA Architects (Minneapolis)

- 297,864 architect hours spent designing the project
- Ballpark size is just over 1 million square feet (10.5 acres) built on an 8-acre site

Construction Mortenson (Minneapolis)

- 55,000 cubic yards of cast-in-place concrete used to build the ballpark
- 4,900 tons of structural steel used
- 500,000 masonry bricks used
- 36,000 feet of field tubing to heat the playing field
- 352 miles of cable (a/v, broadcast, fiber optic) in the building
- 66,805 square feet of the canopy over the seating bowl
- 70,419 lineal feet of stadia risers
- 2,000,000 total labor hours; 3,500 total trades people; 800 peak workforce

Playing Field Four-way blend of Kentucky Bluegrass

Field Lights 536 field lights in the canopy—210 in the outfield light structure

Suites 54 Suites, 2 Skyline Suites, 8 Event Suites

Elevators and Escalators 16 elevators / 11 escalators

6 retail stores on site

48 degrees, the minimum temperature at which the playing field is kept in season

46 feet, the height of the Minnie & Paul home run sign celebration sign

46 feet, the distance from home plate to the first row of seats

827 bicycle storage locations within 200 yards of the ballpark

3,240 wood-backed seats in the ballpark

55,000 flappers on “the Wave” art piece located on Target Plaza



TARGET FIELD

Minnesota Twins-Daktronics Scoreboards

	Main Video Board	Right Field Video Board
• Display Size	57' high x 101' wide	28' high x 50' wide
• Resolution	1080 lines	552 lines by 984 columns

Target Field Video	Display Size
Ribbon Board	8 displays totaling 1230 linear feet
Out-of-Town Scoreboard	12' x 109' real-time display
Bullpen Board	8'6" x 16' display showing stats
Twins Tower	100' high x 5' wide x 11' deep 4,300 LED strips on all four sides



April 25, 2005 – Minnesota Twins and Hennepin County announce they have agreed on a proposal to fund and construct a new ballpark in downtown Minneapolis.

May 26, 2006 – Governor Tim Pawlenty signs ballpark bill in on-field ceremony.

November 17, 2006 – Twins announce the project team chosen to lead the construction of the new ballpark scheduled to open 2010. The team includes design architect HOK Sport, local architect HGA Architects, and construction manager Mortenson Construction.

April 12, 2007 – Design of the new Minnesota Twins-Hennepin County ballpark is officially presented to the Hennepin County Board.

May 15, 2007 – Twins announce the first site clearing activity has begun at the location of the new Twins ballpark in partnership with Hennepin County, the Minnesota Ballpark Authority and Mortenson Construction.

August 1, 2007 – Twins reschedule the ballpark groundbreaking ceremony due to the collapse of the I-35W Bridge.

August 30, 2007 – Twins officially break ground at the new ballpark site in Minneapolis.

November 9, 2007 – Minnesota Ballpark Authority approves the final design plans for the new Twins ballpark. The authority also authorizes the final payment for the property.

November 27, 2007 – Twins announce that Vetter Stone Company of Mankato will supply the 100,000 square feet – or 100 semi-truck loads – of limestone that will cover the facade of the downtown ballpark.



January 23, 2008 – First main concourse concrete pour is conducted along the 7th Street bridge side of the site.

February 12, 2008 – Twins ownership announces that it will fund \$22 million in additional upgrades to the new ballpark, used to upgrade the exterior stone, the canopy and the scoreboard, as well as add more bathrooms and comfort areas.

April 8, 2008 – Twins announce an eight-year partnership with Delaware North Companies SportService to provide all food, beverage and retail merchandise service at the new ballpark in downtown Minneapolis.



September 15, 2008 – Target Corporation and the Minnesota Twins announce an agreement on an exclusive 25-year partnership that includes the naming rights for Target Field.

October 23, 2008 – Twins announce that Daktronics from Brookings, S.D., has been selected to design and build a multimillion dollar, integrated video, scoring and advertising display system at Target Field.

February 11, 2009 – Twins and Target unveil design plans for Target Plaza, the gateway to Target Field.

May 15, 2009 – Twins ownership approves \$55 million in additional funding for fan enhancements at Target Field.

June 5, 2009 – Twins and Mortenson hold a topping off ceremony, where the final piece of structural steel is installed in the left field canopy. Target Field's structure is now complete.

August 24, 2009 – Field grass installation begins at Target Field.

August 28, 2009 – Field grass installation is completed.

December 8, 2009 – Target Field project team recognized for developing unprecedented access for disabled fans.

December 23, 2009 – Official last day for Twins Front Office at the Metrodome.

January 4, 2010 – Mortenson hands the key to Target Field over to the Twins on the first official day of business at the new ballpark.

January 22, 2010 – The city of Minneapolis, the Twins, the Minnesota Ballpark Authority and Hennepin County unveil "Twins Way," renaming a stretch of 3rd Avenue North in Downtown Minneapolis.

March 27, 2010 – The Minnesota Golden Gophers baseball team hosts Louisiana Tech in an exhibition game at Target Field. It is the first time Target Field is open to the general public.

April 2-3, 2010 – The Twins host the St. Louis Cardinals for two exhibition games at Target Field. The Cardinals won the first game 8-4 with the Twins prevailing in the second game by a score of 8-3.

April 12, 2010 – The first official game is played at Target Field between the Twins and the Boston Red Sox. The Twins won the contest by a score of 5-4.



Photos were merged to show the same locations during construction and after play began at Target Field. By Andy Hill, Middletown Creative.




TARGET FIELD FIRSTS




TARGET FIELD

TARGET FIELD FIRST INFORMATION:

First Game	April 12, 2010 – Boston Red Sox vs. Minnesota Twins
Weather for First Game	65 degrees, partly cloudy
First Pitch	3:13 pm on April 12, Boston Red Sox at Minnesota Twins
First Game Attendance	39,715 (38,145 paid)
First Pitcher	Carl Pavano, Min. – April 12 vs. Boston
First Batter	Marco Scutaro, Bos. – April 12
First Hit	Marco Scutaro, Bos. – April 12 off Carl Pavano (1st inn.)
First Double	Dustin Pedroia, Bos. – April 12 off Carl Pavano (1st inn.)
First Triple	David DeJesus, K.C. – April 16 off Scott Baker (6th inn.)
First Home Run	Jason Kubel, Min. – April 12 off Scott Atchison (7th inn.)
First Home Run by Opp	Dustin Pedroia, Bos. – April 14 off Kevin Slawey (5th inn.)
First Grand Slam	Matt Joyce, T.B. – July 4 off Matt Guerrier (8th inn.)
First Inside-the-Park Home Run	N/A
First Reviewed HR	April 12 – 4th inn., M. Cameron foul ball stood as called
First RBI	Michael Cuddyer, Min. – April 12 (1st inn.)
First Walk	Denard Span, Min. – April 12 (1st inn.)
First Stolen Base	Nick Punto, Min. – April 12 vs. Bos. (2nd inn.) off Lester
First Strikeout	B. David Ortiz, Bos., P. Carl Pavano, Min. – April 12 (2nd inn.)
First Win	Carl Pavano, Min. – April 12 vs. Bos. (6.0-4-1-1-1-4)
First Loss	Jon Lester, Bos. – April 12 vs. Min. (5.0-9-4-4-3-5)
First Save	Jon Rauch, Min. – April 12 vs. Bos. (1.0-0-0-0-0)
First Complete Game	Nick Blackburn, Min. – May 4 vs. Det. (9.0-11-3-3-1-2)
First Shutout	Bal. over Min., 2-0 (Bergesen/Ohman/Uehara/Simon), May 6
First Triple Play	N/A
First Series Win	April 12-15 – Min. over Bos., 2-1 in four days
First Series Sweep	May 3-5 – Min. over Det. in three games



First Pitch in Target Field



First home run in Target Field

TARGET FIELD FIRST FOR TWINS PLAYER INFORMATION:

First Pitch	Carl Pavano at 3:13 pm on April 12 vs. Boston Red Sox
First Pitcher	Carl Pavano – April 12 vs. Boston
First Batter	Denard Span – April 12 vs. Boston
First Hit	Orlando Hudson – April 12 vs. Boston off Jon Lester (1st inn.)
First Double	Denard Span – April 12 vs. Boston (1st inn.)
First Triple	Joe Mauer – April 12 vs. Boston off Jon Lester (2nd inn.)
First Home Run	Justin Morneau – April 17 vs. K.C. off Gil Meche (5th inn.)
First Grand Slam	Jason Kubel – April 12 vs. Boston off Scott Atchison (7th inn.)
First Inside-the-Park Home Run	N/A
First RBI	Michael Cuddyer – April 12 (1st inn.)
First Walk as Batter	Denard Span – April 12 (1st inn.)
First Walk as Pitcher	Carl Pavano – April 12 vs. Bos. (3rd inn.), walking J. Hermdia
First Strikeout as Batter	Orlando Hudson – April 12 vs. Bos. (2nd inn.) by J. Lester
First Strikeout as Pitcher	Carl Pavano of D. Ortiz – April 12 vs. Bos. (2nd inn.)
First Stolen Base	Nick Punto – April 12 vs. Bos. (2nd inn.) off Lester
First Win	Carl Pavano – April 12 vs. Bos. (6.0-4-1-1-1-4)
First Loss	Kevin Slawey – April 14 vs. Bos. (5.0-5-3-3-4-5)
First Save	Jon Rauch – April 12 vs. Bos. (1.0-0-0-0-0)
First Complete Game	Nick Blackburn – May 4 vs. Det. (9.0-11-3-3-1-2)
First Shutout	Bal. over Min., 6-0 (Blackburn/Guerrier/Rauch), May 9
First Triple Play	N/A
First Minnesota Twins Win	April 12 vs. Boston by a score of 5-2
First Minnesota Twins Loss	April 14 vs. Boston by a score of 6-3
First Minnesota Twins Series Win	April 12-15 – Min. over Bos., 2-1 in four days
First Minnesota Twins Series Sweep	May 3-5 – Min. over Det. in three games

TARGET FIELD

Seating Diagram and Season Ticket Pricing

MAIN LEVEL

- Champions Club
- Dugout Box
- Home Plate Box
- Diamond Box
- Field Box
- Left Field Bleachers
- Powerball® Pavilion
- Overlook
- Right Field Bleachers

ROOF DECK

- Budweiser Roof Deck

CLUB LEVEL

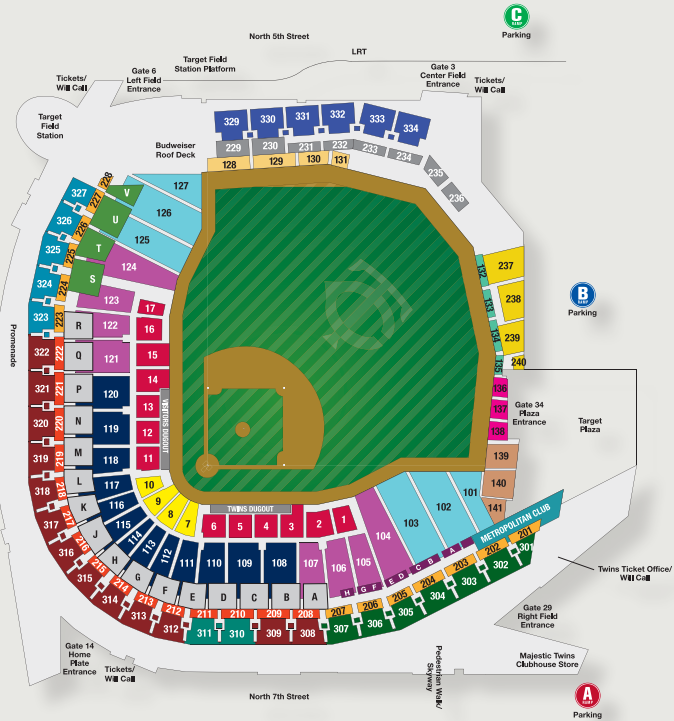
- Delta SKY360 Legends Club
- Skyline Deck
- Event Suites
- Metropolitan Club

TERRACE LEVEL

- Home Plate Terrace
- Field Terrace
- Home Plate View
- Skyline View
- Field View
- The Our Family Section

OUTFIELD

- Mezzanine Level
- U.S. Bank Home Run Porch Terrace
- U.S. Bank Home Run Porch View
- Grandstand



	Season*	Value	Select	Premium
Main Level				
Champions Club	\$295/\$235/\$185	n/a	n/a	n/a
Dugout Box	\$72	\$80	\$82	\$85
Home Plate Box	\$53	\$60	\$62	\$65
Diamond Box	\$40	\$45	\$47	\$50
Field Box	\$31	\$34	\$36	\$39
Left Field Bleachers	\$20	\$21	\$23	\$26
Powerball® Pavilion	n/a	\$23	\$25	\$28
Overlook	n/a	\$25	\$27	\$30
Right Field Bleachers	n/a	\$19	\$21	\$24
Club Level				
Delta SKY360 Legends Club**	\$58 / \$50	n/a	n/a	n/a
Skyline Deck	n/a	\$29	\$31	\$34
Event Suites	n/a	Call for information		
Terrace Level				
Home Plate Terrace	\$30	\$33	\$35	\$38
Field Terrace	\$21	\$23	\$25	\$28
Home Plate View	\$21	\$23	\$25	\$28
Skyline View	\$13	\$14	\$16	\$19
Field View	\$11	\$12	\$14	\$17
The Our Family Section	n/a	\$23	\$25	\$28
Outfield Mezzanine Level				
U.S. Bank Home Run Porch Terrace	\$22	\$22	\$24	\$27
U.S. Bank Home Run Porch View	\$19	\$19	\$21	\$24
Grandstand	\$19	\$19	\$21	\$24
Budweiser Roof Deck***				
Single Game Fixed View Seat	n/a	\$34	\$36	\$39
Single Game Standing Room Ticket	n/a	\$14	\$16	\$19

*Season prices reflect per-seat, per-game ticket prices. There is a \$10 per-ticket premium for tickets in the first row of sections 3, 14 and 15 in the Dugout Box, sections 104 and 124 in the Diamond Box and 103 and 125 in the Field Box. There is also a \$5 per-ticket premium for tickets in the first row of all Delta SKY360 Legends Club, Home Plate Terrace and Field Terrace sections. Not all sections are available with all plan types. Single game prices are subject to change. **Requires a one-time per-seat membership fee. ***Available all Thursday home games.

TARGET FIELD®

the "Greenest" ballpark in the America

In 2010, the U.S. Green Building Council awarded Target Field LEED® Silver Certification, making it the second Major League ballpark in the United States to achieve that status. Having collected 36 certification points, the most ever awarded to a ballpark, Target Field is the greenest ballpark in America.



- 71 percent of all construction waste was diverted from landfills
- 60 percent of the building's exterior is regionally sourced limestone from Mankato, Minn.
- 80 percent of the wood used throughout the ballpark was sourced from sustainable forests

2010 In-season elements

1-1 ratio of recycling to waste bins in ballpark resulted in:

- 2,000 tons of waste recycled from Target Field (2/3 of overall waste)
- 1,000 tons of trash and food waste sent to the HERC, a waste-to-energy facility (1/3 of overall waste)

127 tons of organic material was recycled and diverted from landfills.



Ballpark of the Year
- *Ballpark Digest*

Best Sports Stadium Experience in North America

- *ESPN the Magazine*

1. Minnesota Twins
2. Green Bay Packers
3. Minnesota Wild
4. Seattle Mariners
5. Philadelphia Phillies

Top Project of the Year
- *Minneapolis Finance and Commerce*

Getting to and from Target Field...



The most multi-modal, transit-oriented ballpark in America

Located in the historic Warehouse District of downtown Minneapolis, Target Field is the most multi-modal, transit-oriented ballpark in America.

Public Transit - Served by Hiawatha light rail, more than 20 bus routes, I-394 express bus service and - on special dates - the Northstar Commuter Rail line, Target Field is more accessible by public transit than any other ballpark in America.

Parking - There are several options for parking in downtown Minneapolis including 7,000 parking spaces conveniently adjacent to

Target Field in the ABC/Hawthorne ramps, nearly 25,000 parking spaces parking lots/ramps and metered street parking spaces throughout downtown.

Biking - Ranked as the number one bicycling city in the nation, Minneapolis has 43 miles of streets with dedicated bicycle lanes and 84 miles of off-street bicycle paths. The Cedar Lake Trail provides convenient bike and pedestrian access to Target Field. Target Field features hundreds of bike parking spaces. In addition, the city of Minneapolis has hundreds of bike parking spaces within blocks of Target Field.

www.destinationtargetfield.com is the most complete, up-to-date source of information on getting to Target Field.

TwinsTM Everywhere

News, Stats, Scores

Get all the info you need to stay on top of the Twins in 2011.

Tickets

Find season ticket packages, single games, promos, giveaways and more.

Shop

Buy your favorite Twins gear and collectibles at the Official online Shop.




Watch Online

Catch Twins games online LIVE or on demand with a subscription to MLB.TV[®] or MLB.TV Premium (blackout restrictions apply).

Mobile

Follow all the action with real-time scores, LIVE audio, in-game highlights and more on your smart phone with MLB.com At Bat[™] 2011, available for various mobile devices and on your PC.

twinsbaseball.com



COACHES AND STAFF



RON GARDENHIRE

MANAGER

35

Named Twins' manager, January 4, 2002
Height: 6-0
Bats: R
Born: October 24, 1957 in Butzbach, West Germany
Resides: Little Canada, MN
Contract Status: Signed two-year contract extension thru 2013, 11/18/10



PERSONAL: Ronald Clyde Gardenhire...nickname: 'Gardy'...wife, Carol (Kissling), who grew up in White Bear Lake, MN, and is graduate of Mariner High School, children Toby (9/8/82), Tiffany (3/18/85) and Tara (3/22/90)...1975 graduate of Okmulgee (OK) High School where he was All-State shortstop...All-Conference selection at Paris (TX) Junior College...majored in physical education at University of Texas...set school record of 10 rbi in game, March 5, 1978 vs. Arkansas...captain and All-Conference shortstop in senior year, leading Longhorns to Southwest Conference championship and fourth place in College World Series...2005 recipient of the Carl R. Pohlad Award recognizing outstanding community service throughout the Upper Midwest...dedicates his time in support of military veterans...is spokesman for the Minnesota Department of Public Safety's "Buckle Up, Drive at Safe Speeds and Don't Drink and Drive" PSA campaigns and the "Play Ball! Minnesota" Coaches Award program recognizing outstanding youth sports coaches in Minnesota.

2010: Ejected for the 52nd time in his career (fifth time of season), September 19 vs. Oakland...won his 800th career game as manager, September 21 vs. Cleveland in the team's 91st win, the same day the Twins clinched their sixth division title under Gardenhire...became first manager in history to guide his team to the postseason in six of his first nine seasons as a Major League Manager...was named the American League Manager of the Year by *The Sporting News* for the second time in his career (2008 along with Buck Showalter)...named the American League Manager of the Year by the BBWAA for the first time in his career, earning 16 first-place votes, eight second-place votes and four third-place votes (108 total points), edging out Texas' Ron Washington (81 points) and Tampa Bay's Joe Maddon (44 points)...was honored by the state of Minnesota with "Ron Gardenhire Day" on Monday, November 22.

2009: Won 700th career game as manager, September 22 at Chicago (AL)...ejected for 47th time in his managerial career (sixth of season), September 26 at Kansas City...finished second in the Manager of the Year voting behind Mike Scioscia of the Los Angeles Angels of Anaheim.

2008: Was ejected for 41st time in his managerial career (fifth of season), July 31 vs. Chicago (AL)...recorded 600th career win, August 11 vs. New York (AL)...signed two-year contract extension, November 13...finished second in the American League Manager of the Year voting behind Tampa Bay's Joe Maddon...named American League Manager of the Year by *Baseball America*.

2007: Suffered first losing season in his managerial history...recorded 500th career win, July 6 at Chicago (AL)...tied Sam Mele for second on the Twins' All-Time managerial win list with his 522nd win, August 26 at Baltimore...won his 523rd game as Manager, August 31 vs. Kansas City, moving into sole possession of second on the Twins' All-Time list...36th career ejection (eighth of season), September 17 vs. Texas.

2006: Became first manager in club history to have five consecutive winning seasons and the third manager in Major League history to reach the playoffs in four of first five seasons as a manager (Cito Gaston, 1989-1993 with Toronto and Larry Dierker, 1997-2001 with Houston)...recorded 400th career win, June 27 vs. Los Angeles (NL)...28th career ejection, (eighth of season), September 5 vs. Tampa Bay.

2005: Signed two-year contract extension through 2007, January 5...recorded 300th career win as manager, May 20 vs. Milwaukee...20th career ejection (fifth of season), July 18 vs. Baltimore...became first manager in club history to have four consecutive winning seasons...rated second-best manager in American League by *Baseball America*.

2004: Recorded 200th career win as manager, May 5 at Seattle...15th career ejection (fourth of season), September 2 vs. Texas...became just the fourth manager in Major League history to begin his managerial career with three straight first place finishes, joining Larry Dierker (Houston, 1997-99), Ralph Houk (New York Yankees, 1961-63) and Hughie Jennings (Detroit, 1907-09)...became the first American League manager to finish in first place in each of his first three years as manager of a team since Dick Williams with Oakland from 1971-73...first manager in Twins history to lead a team to three playoff appearances...became the third Twins manager to have three 90-plus win seasons (Mele in 1962, '63 and '65 and Kelly in 1988, '91 and '92) but the first to do it in three straight years...also became the seventh manager in Major League history to record 90 victories in each of his first three seasons, last done by Davey Johnson of the New York Mets (1984-86)...named Co-Manager of the Year with Texas' Buck Showalter by *The Sporting News* and finished second in the American League Manager of the Year as voted by the BBWAA.

2003: Recorded 100th career win as manager, April 13 at Toronto...11th career ejection (seventh of season), September 8 at Chicago (AL)...became just the fourth manager in American League history to begin his managerial career with consecutive first place finishes, joining Ralph Houk (1961 and 1962 with New York), Mickey Cochrane (1934 and 1935 with Detroit) and Hughie Jennings (1907 and 1908 with Detroit)...he became the sixth manager in Major League history to start a managerial career with consecutive first place finishes, with Bob Brenly (2001 and 2002 with Arizona) and Larry Dierker (1997 and 1998 with Houston) having done it in the National League...became the first American League manager to finish in first place in consecutive years in his first two years with a club since Alvin Dark led the A's to back-to-back West Division titles in 1974 and 1975 (Billy Martin and Whitey Herzog both led their respective teams to division titles in 1976 and 1977, but they had both managed in part of the 1975 season)...became the first manager in Twins history to lead a team to consecutive playoff appearances and became just the second Twins manager to lead a team to the postseason twice (Tom Kelly in 1987 and 1991)...finished second in the American League Manager of the Year voting...signed two-year contract extension through 2005, October 9.

2002: Named manager of the Twins, January 4...signed two-year contract with club option for 2004...became the 12th manager in Twins history...first win as Twins' manager (in first game), April 1 at Kansas City...first career ejection as manager, April 11 at Cleveland...ejected four times on season, last coming July 14 vs. Texas...finished third in the American League Manager of the Year voting.

1998: Named Twins' third base coach, November 30.

1996: Returned to field as first base coach.

1995: Served as bench coach after rupturing Achilles tendon, March 2.

1990: Southern League co-Manager of the Year with Jacksonville's Jerry Manuel...named league's Best Managerial Prospect by *Baseball America*...signed as Twins' third base coach, November 14.

1989: Named league's Best Manager by *Baseball America*.

1988: Named manager of Single-A Kenosha.

1986: Traded to Twins for pitcher Don Isparro, November 12.

1983: Homered to win championship game of Triple-A World Series over Portland.

1982: Tied pitcher Charlie Puleo for John J. Murphy Award as Mets' top spring training rookie...first Major League home run, off Ray Burris, June 29 at Montreal.

1981: Made Major League debut, September 1...singled off Bruce Sutter for first Major League hit, September 11 at St. Louis.

1979: Named to Carolina League All-Star team.

PROFESSIONAL: New York Mets' 6th round pick in June, 1979 free agent draft.

GARDENHIRE'S PLAYING RECORD

YEAR TEAM	AVG	G	AB	R	H	2B	3B	HR	RBI	SH	SF	HB	BB	SO	SB	CS	E	OBP
1979 Lynchburg	.296	70	277	36	82	13	3	4	27	9	1	0	21	45	9	5	21	.344
1980 Jackson	.258	127	458	58	118	16	6	6	64	6	4	4	45	68	13	9	41	.327
1981 Tidewater	.254	125	414	52	105	17	8	2	40	6	4	2	28	61	28	12	33	.338
NEW YORK (NL)	.271	27	48	2	13	1	0	0	3	0	0	0	5	9	2	2	2	.340
1982 NEW YORK (NL)	.240	141	384	29	92	17	1	3	33	12	5	0	23	55	5	6	29	.279
1983 Tidewater	.287	102	387	63	111	20	6	4	39	5	2	2	34	54	9	7	27	.346
NEW YORK (NL)	.063	17	32	1	2	0	0	0	0	1	0	0	1	4	0	0	0	.091
1984 NEW YORK (NL)	.246	74	207	20	51	7	1	1	10	1	1	0	9	43	6	1	12	.276
1985 Tidewater	.211	22	71	3	15	2	0	1	10	0	0	0	6	13	0	2	5	.273
NEW YORK (NL)	.179	26	39	5	7	2	1	0	2	2	0	0	8	11	0	0	4	.319
1986 Tidewater	.276	96	323	41	89	10	4	4	33	5	1	0	44	48	11	5	19	.361
1987 Portland	.272	117	389	49	106	16	4	6	50	2	3	1	45	70	1	1	5	.347
Major League Totals	.232	285	710	57	165	27	3	4	49	15	6	0	46	122	13	9	47	.277

RECORD AS MANAGER

Year	Club	League	Position	Won	Lost	Pct.
1988	Kenosha	Midwest League	1st (N. Div., 1st half), 2nd (N. Div., 2nd half)	81	59	.579
1989	Orlando	Southern League	1st (E. Div., 1st half), 2nd (N. Div., 2nd half)	79	65	.549
1990	Orlando	Southern League	1st (E. Div., 1st half), 2nd (E. Div., 2nd half)	85	59	.590
2002	Minnesota	American League	1st (Central Division)	94	67	.584
2003	Minnesota	American League	1st (Central Division)	90	72	.556
2004	Minnesota	American League	1st (Central Division)	92	70	.568
2005	Minnesota	American League	3rd (Central Division)	83	79	.512
2006	Minnesota	American League	1st (Central Division)	96	66	.593
2007	Minnesota	American League	3rd (Central Division)	79	83	.488
2008	Minnesota	American League	2nd (Central Division)	88	75	.540
2009	Minnesota	American League	1st (Central Division)	87	77	.530
2010	Minnesota	American League	1st (Central Division)	94	68	.580
Minor League Totals				245	183	.572
Major League Totals				803	656	.550

DIVISION SERIES RECORD

Year	Club	Opponent	Won	Lost	Pct.
2002	Minnesota	Oakland	3	2	.600
2003	Minnesota	New York (AL)	1	3	.250
2004	Minnesota	New York (AL)	1	3	.250
2006	Minnesota	Oakland	0	3	.000
2009	Minnesota	New York (AL)	0	3	.000
2010	Minnesota	New York (AL)	0	3	.000
Division Series Totals			5	17	.227

LEAGUE CHAMPIONSHIP SERIES RECORD

Year	Club	Opponent	Won	Lost	Pct.
2002	Minnesota	Anaheim	1	4	.200

RICK ANDERSON

PITCHING COACH

40

Named: January 7, 2002

Height: 6-0

Bats: R

Born: 11/29/56 in Everett, WA

Resides: Woodbury, MN

Contract Status: Signed two-year contract thru 2012, 11/22/10

Weight: 190

Throws: R



PERSONAL: Richard Arlen Anderson...wife Rhonda (Mason), daughters Cortnie (9/11/82) and Ashley (10/27/91), and son Ricky (6/7/86)...1975 graduate of Mariner (WA) High School where he was selected to the All-State team in senior season...attended Everett Community College and the University of Washington.

2002: Named Twins' pitching coach, January 7.

1995: Named pitching coach for Triple-A Salt Lake.

1993-94: Pitching coach for Double-A Nashville.

1990-92: Pitching coach for Single-A Kenosha.

1989: Joined Twins' organization as pitching coach for rookie level Sarasota.

1988: Began season at Omaha...promoted and pitched season-high 7.1 innings, June 22 at Chicago.

1987: Acquired by Kansas City along with catcher Ed Hearn and pitcher Mauro Gozzo from New York in exchange for pitcher David Cone and catcher Chris Jelic, March 27.

1986: Began season at Tidewater...recalled June 8...made Major League debut, June 9 vs. Philadelphia...first Major League win, August 6 at Chicago...only professional save, August 10 at Montreal.

1985: Named to International League All-Star team.

1979: Recorded 9-inning no-hitter, May 12 vs. Shreveport.

PROFESSIONAL: New York Mets' 24th round pick of the June, 1978 free agent draft...signed by scout Marvin Scott.

ANDERSON'S PITCHING RECORD

YEAR	CLUB	W-L	ERA	G	GS	CG	SH	SV	IP	H	R	ER	HR	HB	BB	SO	WP	BK	BAA
1978	Little Falls	2- 3	2.25	14	2	1	0	3	40.0	48	25	10	1	0	20	40	4	0	286
1979	Jackson	8-11	3.85	25	21	7	1	0	131.0	124	72	56	5	3	43	71	4	0	240
1980	Tidewater	1- 3	3.83	14	0	0	0	1	40.0	36	18	17	4	0	15	25	0	0	231
	Jackson	3- 2	3.23	25	1	0	0	4	64.0	57	24	23	7	1	17	48	1	1	229
1981	Tidewater	3- 5	3.34	37	0	0	0	3	89.0	68	34	33	3	1	45	41	2	0	203
1982	Tidewater	4- 2	3.26	31	0	0	0	2	80.0	84	35	29	6	0	23	49	2	0	259
1983	Jackson	5- 1	3.59	13	12	1	0	1	77.2	77	40	31	7	4	29	48	2	0	247
	Tidewater	2- 1	4.05	15	1	0	0	2	40.0	37	19	18	1	0	22	23	2	0	236
1984	Tidewater	6- 9	3.38	26	17	3	1	3	130.1	118	59	49	9	1	48	93	3	1	236
1985	Tidewater	6- 3	1.98	48	2	0	0	7	95.1	79	28	21	3	0	33	54	2	1	242
1986	Tidewater	7- 2	2.68	22	8	1	1	0	84.0	76	26	25	8	0	16	56	1	0	217
	NEW YORK (NL)	2- 1	2.72	15	5	0	0	1	49.2	45	17	15	3	0	11	21	1	1	245
1987	KANSAS CITY	0- 2	13.85	6	2	0	0	0	13.0	26	22	20	3	2	9	12	0	0	394
	Omaha	6- 5	4.52	15	14	0	0	0	79.2	94	44	40	9	3	22	47	6	0	281
1988	Omaha	7- 4	2.62	14	14	4	2	0	99.2	92	37	29	5	3	23	54	0	0	235
	KANSAS CITY	2- 1	4.24	7	3	0	0	0	34.0	41	17	16	3	1	9	9	1	0	308
National League Totals		2- 1	2.72	15	5	0	0	1	49.2	45	17	15	3	0	11	21	1	1	245
American League Totals		2- 3	6.89	13	5	0	0	0	47.0	67	39	36	6	3	18	21	1	0	337
Major League Totals		4- 4	4.75	28	10	0	0	1	96.2	112	56	51	9	3	29	42	2	1	292

STEVE LIDDLE

THIRD BASE COACH

Named: January 7, 2002

Height: 6-4

Bats: R

Born: 3/4/59 in Nashville, TN

Resides: Smyrna, TN

Contract Status: Signed two-year contract thru 2012, 11/22/10

Weight: 220

Throws: R



9

COACHES

PERSONAL: Steven Michael Liddle...wife Anne (Huey), sons Benjamin (8/16/94) and Jake (12/28/98), and daughter Sarah (8/27/01)...1977 graduate of McGavock (TN) High School where he played baseball and basketball...played in state championships in baseball sophomore year and basketball in junior year...1981 graduate of David Lipscomb University with a degree in physical education...was member of 1979 NAIA Championship team and was named NAIA All-American in junior and senior seasons.

2011: Moved from bench coach to third base coach.

2002: Named Twins' bench coach, January 7.

1999: Named Twins' Minor League Field Coordinator.

1998: Lost to GCL Rangers in semi-finals of playoffs.

1997: Named Manager of rookie level Gulf Coast League Twins.

1995-96: Was hitting coach for Triple-A Salt Lake...produced two minor league batting titles (1995 & 1996) and two Pacific Coast League batting champions (Riccardo Ingram in '95 and Brian Raabe in '96).

1993: Named manager of Single-A Ft. Myers.

1992: Lost to Stockton 3-1 in in the California League Championship.

1989: Named manager of Single-A Kenosha.

1987: Acquired by Minnesota from California in exchange for third baseman Stan Holmes, March 23...was 45-150 (.300) in home games...threw out 45 of 115 (39%) runners attempting to steal...led Southern League catchers in assists (77) and doubleplays (12).

1984: Played on Pacific Coast League championship team.

1983: Led Eastern League catchers in games, putouts, assists and doubleplays.

PROFESSIONAL: Signed with California as a free agent, June 15, 1981...signed by scout Larry Himes.

LIDDLE'S PLAYING RECORD

YEAR TEAM	AVG	G	AB	R	H	2B	3B	HR	RBI	SH	SF	HB	BB	SO	SB	CS	E	OBP
1981 Idaho Falls	.455	3	11	6	5	1	1	0	5	0	0	0	3	2	0	1	0	.571
Redwood	.302	47	126	22	38	8	2	3	28	3	2	1	14	21	2	0	8	.371
1982 Redwood	.234	55	158	14	37	7	0	3	19	4	3	2	17	21	1	3	10	.311
Holyoke	.300	45	150	13	45	8	0	1	16	0	3	0	11	14	0	0	9	.341
1983 Nashua	.223	117	381	46	85	15	0	5	45	5	7	5	52	72	4	4	19	.319
1984 Edmonton	.262	92	301	40	79	10	4	6	51	5	6	1	44	53	0	0	12	.352
1985 Edmonton	.307	25	75	12	23	7	0	2	13	0	2	0	12	12	0	1	3	.393
1986 Edmonton	.294	63	201	29	59	13	1	4	27	1	3	0	25	34	1	1	10	.367
Midland	.300	29	110	10	33	7	1	1	19	0	1	0	11	15	0	1	2	.361
1987 Orlando	.271	94	321	39	87	17	1	9	27	1	0	2	24	36	0	0	9	.326
Portland	.000	3	10	0	0	0	0	0	0	0	0	0	0	1	0	0	0	.000
1988 Portland	.200	42	125	17	25	7	3	0	10	0	2	1	14	19	0	0	7	.282
Minor League Totals	.262	615	1969	248	516	100	13	34	260	19	29	12	227	300	8	11	89	.338

RECORD AS MANAGER

Year	Club	League	Position	Won	Lost	Pct.
1989	Kenosha	Midwest	4th (1st half), 5th (2nd half)	63	66	.488
1990	Kenosha	Midwest	5th (1st half), 5th (2nd half)	61	77	.442
1991	Visalia	California	5th (1st half), 3rd (2nd half)	58	78	.426
1992	Visalia	California	3rd (1st half), 1st (2nd Half)	75	61	.551
1993	Ft. Myers	Florida State	6th (1st half), 6th (2nd half)	55	79	.410
1994	Ft. Myers	Florida State	6th (1st half), 4th (2nd half)	71	63	.530
1997	GCL Twins	Gulf Coast	8th (1st half), 4th (2nd half)	28	32	.467
1998	GCL Twins	Gulf Coast	1st (West Division)	34	26	.567
Minor League Totals				445	482	.480


RICK STELMASZEK

BULLPEN COACH

43

Named: December 3, 1980
Height: 6-0
Bats: L
Born: 10/8/48 in Chicago, IL
Resides: Chicago, IL
Contract Status: Signed two-year contract thru 2012, 11/22/10

Weight: 195
Throws: R



PERSONAL: Richard Francis Stelmazek (pronounced Stel-MAY-sek)...nickname: 'Stelly'...wife Kathie (Markusic), son Michael (11/8/86)...attended DePaul University, studying liberal arts.

2011: Holds longevity record for Twins' coaches, with 2011 being his 31st season with the club.

1992: Bullpen coach for American League All-Star team, July 14 at San Diego.

1988: Bullpen coach for American League All-Star team, July 12 at Cincinnati.

1980: Midwest League Manager of the Year...named Twins' coach, December 3.

1978: Joined Twins' organization as manager of Wisconsin Rapids.

1976: Traded to New York Yankees for pitcher Gerry Pirtle, January 23.

1974: Traded to Chicago Cubs for pitcher Horacio Pina, July 27...lone big league home run, off Don Sutton, August 20 vs. Los Angeles.

1973: Singled off Nolan Ryan for first major league hit, May 19 at California...traded to California with first baseman Mike Epstein and pitcher Rich Hand for pitcher Lloyd Allen and first baseman Jim Spencer, May 20.

1971: Major League debut, June 25 at New York.

1970: Eastern League All-Star selection.

1969: Named to Western Carolina League All-Star team.

PROFESSIONAL: Washington's 11th round pick in June, 1967 free agent draft...signed by Jack Sheehan, same scout who signed his father.

STELMASZEK'S PLAYING RECORD

YEAR	CLUB	AVG	G	AB	R	H	2B	3B	HR	RBI	SH	SF	HB	BB	SO	SB	CS	E	OBP
1968	Salisbury	.196	55	153	15	30	2	3	2	16	3	1	2	44	35	3	3	7	.380
	Geneva	.276	46	127	15	35	5	2	3	21	0	1	3	27	19	1	1	6	.475
1969	Shelby	.288	115	358	54	103	16	5	5	58	0	7	3	91	43	2	1	14	.429
1970	Pittsfield	.246	128	386	50	95	11	4	4	47	6	7	4	98	41	1	0	17	.398
1971	Denver	.247	73	194	27	48	1	1	1	25	0	3	1	49	43	0	2	3	.397
	Washington	.000	6	9	0	0	0	0	0	0	0	0	0	3	0	0	0	0	.000
1972	Hawaii	.000	5	10	0	0	0	0	0	0	0	0	0	2	6	0	0	0	.167
	Den.-Indianapolis	.228	94	246	22	56	6	2	1	34	1	1	0	72	62	0	2	12	.401
1973	Salt Lake City	.236	43	106	17	25	7	1	0	8	4	1	0	39	19	2	2	2	.438
	CALIFORNIA	.154	22	26	2	4	1	0	0	3	1	0	0	6	7	0	0	0	.313
	TEXAS	.111	7	9	0	1	0	0	0	0	0	0	0	1	2	0	0	0	.200
1974	Salt Lake City	.269	83	260	39	70	12	3	6	40	1	3	3	55	34	2	1	7	.414
	CHICAGO (NL)	.227	25	44	2	10	2	0	1	7	1	1	0	10	6	0	0	1	.364
1975	Wichita	.265	106	336	40	89	14	3	6	47	0	4	1	61	52	1	1	11	.376
1976	Syracuse	.220	74	214	30	47	10	0	2	23	7	0	0	49	26	0	1	6	.365
1977	Tucson	.283	83	240	27	68	9	1	2	35	2	3	0	50	19	2	6	10	.403
1978	Wisconsin Rapids	.273	23	55	15	15	6	0	0	7	1	2	2	16	7	0	0	2	.440
American League Totals		.114	35	44	2	5	1	0	0	3	1	0	0	7	12	0	0	0	.235
National League Totals		.227	25	44	2	10	2	0	1	7	1	1	0	10	6	0	0	1	.364
Major League Totals		.170	60	88	4	15	3	0	1	10	2	1	0	17	18	0	0	1	.302

RECORD AS MANAGER


Year	Club	League	Position	Won	Lost	Pct.
1978	Wis. Rapids	Midwest	4th (N. Div., 1st half), 3rd (N. Div., 2nd half)	62	76	.449
1979	Wis. Rapids	Midwest	4th (N. Div., 1st half), 3rd (N. Div., 2nd half)	60	72	.455
1980	Wis. Rapids	Midwest	4th (N. Div., 1st half), 1st (N. Div., 2nd half)	77	64	.546
Minor League Totals				199	212	.484

SCOTT ULLGER

BENCH COACH

Named: November 30, 1998
Height: 6-3
Bats: R
Born: 6/10/55 in New York, NY
Resides: Visalia, CA
Contract Status: Signed two-year contract thru 2012, 11/22/10

Weight: 200
Throws: R



45

COACHES

PERSONAL: Scott Matthew Ullger (pronounced ULL-ger)...wife Selene (Mullins), daughter Jenna (4/24/85)...majored in criminal justice at St. John's (NY) University where he was a shortstop.

2011: Moved from third base coach to bench coach.

2006: Moved from hitting coach to third base coach.

2003: Coached third base for remainder of season due to Al Newman's illness, September 10.

2002: Managed team in Ron Gardenhire's absence (3-2), June 26-30.

1998: Named Twins' hitting coach, November 30.

1995: Coached third base due to Ron Gardenhire's ruptured Achilles tendon.

1994: Led Salt Lake to wild card berth in playoffs, but lost (3-2) against Vancouver...seventh consecutive winning season and guided his team to playoffs for fifth straight season...named Twins' first base coach, October 7.

1993: Won both halves of division, but lost to Tucson (4-2) in Pacific Coast League championship...named league's outstanding manager and Best Managerial Prospect by *Baseball America*.

1992: Won second half division, but lost to Vancouver in divisional playoffs.

1991: Led Orlando to second half championship, then beat Greenville (3-0) in divisional playoffs and Birmingham (3-1) in Southern League championship in first year as manager there...was Orlando's first championship since 1981 when Tom Kelly was manager and Ullger was first baseman/outfielder...named manager at Portland, November 22.

1990: Won both halves of division, compiling 90-51 record, before losing to Bakersfield (3-2) in divisional playoffs...named California League Manager of the Year...named league's Best Managerial Prospect by *Baseball America*.

1988: Began managerial career at Visalia.

1984: Had highest fielding percentage among league first basemen, but was nine games shy of qualifying.

1983: Major League debut, April 17 vs. California...was hitless in first 19 at-bats before singling off Steve Renko for first Major League hit and rbi, June 8 at Kansas City.

1982: Led International League in on-base percentage (.423).

1981: Southern League All-Star...tied for league-lead in sacrifice flies (9).

1980: Switched to outfield after playing third base his first three seasons...led league outfielders in fielding percentage (.987).

1978: Led league in doubles and was eighth in batting.

PROFESSIONAL: Minnesota's 18th round pick in June, 1977 free agent draft...signed by scout Herb Stein.

ULLGER'S PLAYING RECORD

YEAR TEAM	AVG	G	AB	R	H	2B	3B	HR	RBI	SH	SF	HB	BB	SO	SB	CS	E	OBP
1977 Wisc. Rapids	.293	81	276	52	81	17	4	5	35	4	2	3	56	66	7	12	17	.415
1978 Visalia	.320	134	465	105	149	36	2	20	108	5	7	8	96	78	13	4	33	.439
1979 Orlando	.269	126	412	66	111	21	4	8	50	6	8	6	69	73	7	4	29	.405
1980 Orlando	.263	136	460	55	121	25	0	8	51	4	0	3	73	89	2	4	4	.368
1981 Orlando	.269	138	483	86	130	23	2	20	87	8	9	6	77	72	2	6	6	.370
1982 Toledo	.290	115	352	77	102	16	4	14	60	5	0	3	78	74	4	2	4	.423
1983 MINNESOTA	.190	35	79	8	15	4	0	0	5	0	0	1	5	21	0	2	2	.247
1984 Toledo	.258	113	357	50	92	16	1	11	58	4	5	3	58	84	1	2	6	.362
1985 Toledo	.292	112	384	58	112	13	6	15	58	3	4	2	59	55	2	1	9	.385
1986 Toledo	.262	121	413	50	108	10	2	15	57	0	4	2	51	63	0	0	8	.359
1987 Rochester	.277	96	307	52	85	19	0	12	38	2	0	2	39	84	1	3	5	.362
Major League Totals	.190	35	79	8	15	4	0	0	5	0	0	1	5	21	0	2	2	.247

ULLGER'S RECORD AS MANAGER

Year	Club	League	Position	W	L	Pct.
1988	Visalia	California	3rd (1st half), 2nd (2nd half)	80	62	.563
1989	Visalia	California	4th (1st half), 2nd (2nd half)	76	66	.535
1990	Visalia	California	1st (1st half), 1st (2nd half)	90	51	.638
1991	Orlando	Southern	1st (1st half), 1st (2nd half)	77	67	.535
1992	Portland	Pacific Coast	2nd (1st half), 1st (2nd half)	83	61	.576
1993	Portland	Pacific Coast	1st (1st half), 1st (2nd half)	87	56	.608
1994	Salt Lake	Pacific Coast	2nd (1st half), 2nd (2nd half)	74	70	.514
Minor League Totals				567	433	.567

JOE VAVRA

HITTING COACH

Named: October 27, 2005

Height: 5-11

Bats: L

Born: 11/16/59 in Chippewa Falls, WI

Resides: Menomonie, WI

Contract Status: Signed two-year contract thru 2012, 11/22/10

Weight: 190

Throws: R



46

PERSONAL: Joseph Alan Vavra (pronounced VOV-ruh)...wife Lesa (Heise), sons Tanner (7/6/89), Treysen (9/17/91) and Terrin (5/12/97)...1978 graduate of Chippewa Falls Senior (WI) High School...named captain and MVP in baseball during senior season...1985 graduate of University of Wisconsin-Stout with a degree in industrial technology with a concentration in plant engineering.

2005: Named Twins' hitting coach, October 27.

2002-2005: Served as Twins' Minor League Field Coordinator.

2001: Served as Head Coach at University of Wisconsin-Stout before becoming interim Director of Player Development for the Los Angeles Dodgers.

2000: Minor League Baserunning and Bunting instructor for the Los Angeles Dodgers.

1999: Served as Major League roving coach for first half of the season before serving as Minor League Field Coordinator in the second half.

1998: Began season as Special Assignment Major League Coach for the Los Angeles Dodgers...became Minor League Field Coordinator at mid-point of season.

1994-97: Managed Single-A Yakima and named Northwest League Manager of the Year in 1994 and 1996...led Yakima to Northern Division title in 1994 and Northwest League Championship in 1996.

1993: Managed Single-A Vero Beach Dodgers.

1991-92: Managed Single-A Yakima in the Northwest League.

1989-90: Managed Rookie level Great Falls Dodgers to consecutive league championships.

1987: Named coach at Single-A Sarasota.

PROFESSIONAL: Los Angeles Dodgers 8th round pick in June, 1982 free agent draft...signed by scout Dale McReynolds.

VAVRA'S PLAYING RECORD

YEAR TEAM	AVG	G	AB	R	H	2B	3B	HR	RBI	SH	SF	HB	BB	SO	SB	CS	E	OBP
1982 Lodi	.242	49	149	19	36	5	0	1	10	2	1	0	16	17	2	3	19	.313
1983 Lodi	.312	110	420	58	131	19	2	0	37	0	5	1	37	26	6	4	16	.365
1984 San Antonio	.307	96	300	36	92	15	1	1	40	0	3	0	32	17	4	3	4	.370
Albuquerque	.227	11	44	5	10	0	0	0	3	1	0	0	3	3	0	1	4	.277
1985 Albuquerque	.272	61	202	31	55	9	1	1	15	1	0	3	21	13	2	0	13	.350
1986 Albuquerque	.250	38	72	11	18	3	1	0	5	1	0	0	7	8	0	2	4	.316
Minor League Totals	.288	365	1187	160	342	51	5	3	110	5	9	4	116	84	14	13	60	.351

RECORD AS MANAGER

Year	Club	League	Position	Won	Lost	Pct.
1989	Great Falls	Pioneer	1st (Northern Division)	53	14	.791
1990	Great Falls	Pioneer	1st (Northern Division)	48	20	.706
1991	Yakima	Northwest	1st (Northern Division)	44	32	.579
1992	Yakima	Northwest	2nd (Northern Division)	36	40	.474
1993	Vero Beach	Florida State	6th (E. Div., 1st half), 2nd (E. Div., 2nd half)	56	77	.471
1994	Yakima	Northwest	1st (Northern Division)	49	27	.645
1995	Yakima	Northwest	4th (Northern Division)	28	48	.368
1996	Yakima	Northwest	1st (Northern Division)	40	36	.526
1997	Yakima	Northwest	4th (Northern Division)	23	53	.303
Minor League Totals				377	347	.521

MLB TEAM BATTING LEADERS

TEAM BATTING AVERAGE SINCE 2006

1. New York Yankees 279
2. Minnesota Twins **276**
3. Boston Red Sox 273
4. Detroit Tigers 272
5. Los Angeles Angels 272

TEAM BATTING AVERAGE IN 2010

1. Texas Rangers 276
2. Kansas City Royals 274
3. Minnesota Twins **273**
4. Cincinnati Reds 272
5. Detroit Tigers 268

JERRY WHITE

FIRST BASE COACH

Named: November 30, 1998
Height: 5-10
Bats: S
Born: 8/23/52 in Shirley, MA
Resides: San Leandro, CA
Contract Status: Signed two-year contract thru 2012, 11/22/10

Weight: 185
Throws: R



13

COACHES

PERSONAL: Jerome Cardell White...sons Jerome, Jr. (10/7/73) and Justin (4/30/85), and daughter Noell (12/28/81)...1970 graduate of George Washington (CA) High School where he played baseball and football and ran track and cross country...was All-City in baseball and track in senior season...attended San Francisco City College.

1998: Named Twins first base coach, November 30.

1997: Detroit Tigers led the American League in steals for first time since 1934.

1996: Named coach for Single-A Fort Myers...named Detroit's first base coach and baserunning instructor, November 14.

1995: Filled in for injured Ron Gardenhire as Twins' first base coach.

1994: Named coach for Single-A Fort Myers.

1989: Named Twins' outfield/baserunning coach.

1987: Named Twins' roving minor league outfield/baserunning coach.

1981: Started every game of NLCS going 5-for-16 (.313) including three-run homer off Dodgers' Jerry Reuss in game three.

1980: First career pinch-homer off Al Hrabosky, May 19 at Atlanta...had .430 slugging percentage.

1979: Batted .316 as pinch-hitter.

1978: Traded to Chicago Cubs in exchange for pitcher Woody Fryman, June 23...traded to Montreal along with infielder Rodney Scott in exchange for outfielder Sam Mejias, December 14.

1977: Was third in league in doubles, fourth in hits and runs, fifth in triples, sixth in batting and seventh in stolen bases.

1975: First Major League home run off Hank Webb, September 8 vs. New York...batted .319 in September and was named Expos Player of the Month.

1974: Made Major League debut, September 16 vs. New York.

1973: Was third in league in stolen bases.

PROFESSIONAL: Montreal Expos 14th round pick in 1970 free agent draft...signed by scout Al Ronning.

WHITE'S PLAYING RECORD

YEAR TEAM	AVG	G	AB	R	H	2B	3B	HR	RBI	SH	SF	HB	BB	SO	SB	CS	E	OBP
1970 Bradenton	.289	55	201	32	58	10	2	1	16	1	0	4	18	34	8	4	5	.359
1971 West Palm Beach	.261	130	505	71	132	17	4	2	32	3	3	5	40	56	17	9	13	.320
1972 Quebec	.232	26	56	4	13	1	0	0	2	0	0	2	4	8	3	1	0	.306
West Palm Beach	.292	27	96	13	28	1	1	1	13	1	1	2	13	9	8	5	2	.384
1973 Peninsula	.275	112	360	50	99	10	6	1	30	12	1	3	50	54	22	7	5	.367
1974 Quebec	.246	21	69	13	17	2	2	0	5	1	0	0	10	15	6	2	1	.342
Memphis	.257	77	175	28	45	6	2	3	17	3	1	3	11	24	13	5	1	.311
MONTREAL	.400	9	10	0	4	1	1	0	2	0	0	0	0	0	3	0	0	.400
1975 Memphis	.297	98	354	44	105	16	5	10	45	11	2	5	18	31	13	8	6	.338
MONTREAL	.299	39	97	14	29	4	1	2	7	0	0	0	5	10	7	2	2	.364
1976 MONTREAL	.245	114	278	32	68	11	1	2	21	2	0	2	27	31	15	7	3	.316
1977 Denver	.313	123	463	92	145	32	9	14	57	4	2	4	47	47	25	12	6	.380
MONTREAL	.190	16	21	4	4	0	0	0	1	0	0	0	1	3	1	0	0	.227
1978 Denver	.290	27	100	22	29	4	0	5	19	0	0	2	16	13	7	0	1	.398
MONTREAL	.200	18	10	2	2	0	0	0	0	0	0	0	1	3	1	0	0	.273
CHICAGO (NL)	.272	59	136	22	37	6	0	1	10	1	2	0	23	16	4	3	2	.373
1979 MONTREAL	.297	88	138	30	41	7	1	3	18	0	1	1	21	23	8	4	1	.391
1980 MONTREAL	.262	110	214	22	56	9	3	7	23	1	3	1	30	37	8	7	6	.351
1981 MONTREAL	.218	59	119	11	26	5	1	3	11	2	1	0	13	17	5	2	3	.293
1982 MONTREAL	.243	69	115	13	28	6	1	2	13	0	0	2	8	26	3	3	0	.304
1983 MONTREAL	.147	40	34	4	5	1	0	0	0	0	0	1	12	8	4	0	0	.383
Wichita	.248	32	101	18	25	7	2	1	8	0	0	1	19	11	4	0	0	.372
1984 Seibu	.243	130	469	70	114	15	2	27	68	3	6	5	44	75	12	7	8	.311
1985 Yokohama	.263	88	308	37	81	18	3	10	45	0	0	0	45	65	11	12	4	.357
1986 ST. LOUIS	.125	25	24	1	3	0	0	1	3	1	2	0	2	3	0	0	0	.179
San Jose	.262	40	149	21	39	6	6	1	22	2	0	0	13	15	8	5	4	.321
Major League Totals	.254	646	1194	155	303	50	9	21	109	7	9	7	148	174	57	28	17	.337



RICK MCWANE

Head Athletic Trainer

Rick McWane begins his 23rd season in the Twins' organization and his sixth as head trainer. McWane attended Liberty University, from which he received his B.S. in Education and Sports Medicine.

A native of Lynchburg, VA, he began his career in 1987 with the N.Y.-Penn. Rookie League Little Falls Mets. He started with the Twins in 1989 and served as trainer for their Single-A Visalia team. Rick was the trainer for the Twins Double-A affiliate from 1990-95 and was named Southern League Trainer of the Year in 1992.

He served as the Twins Triple-A trainer from 1996-2001 and was the American League trainer for the Triple-A All-Star Game in 1996 and named Pacific Coast League Trainer of the Year in 2001. A member of the National Athletic Trainers Association, McWane was the Twins assistant trainer from 2002-04.

Rick resides in Woodbury, MN, with his wife Annette and son Derrick.



DAVE PRUEMER

Assistant Athletic Trainer

Dave Pruemer begins his 17th season in the Twins' organization and his sixth as assistant trainer. Pruemer attended the University of Southern Illinois where he received his B.S. in Athletic Training.

A native of Teutopolis, IL, he began his career in 1995 with the Twins' organization and served as trainer for their Rookie-Level club in Elizabethton, TN. After one year at Elizabethton, Pruemer was promoted to Single-A Ft. Myers, where he spent the 1996 and 1997 seasons.

He was the trainer for Double-A New Britain from 1998-2001 and was named the Eastern League Trainer of the Year in 2000. Selected by Major League Baseball to work the Arizona Fall League in 2001 and 2003, Pruemer also served as the Twins Triple-A trainer from 2002-04. He was named International League Trainer of the Year in 2004.

Dave and his wife Tina, along with daughter Hannah and sons Dillon and Tyler, live in Woodbury, MN.



TONY LEO

Assistant Athletic Trainer

Tony Leo begins his 14th season with the Twins' organization and his first as assistant trainer. Leo attended Bowling Green State University where he received his B.S. in Sports Management with an Athletic Training emphasis.

A native of Salem, OH, he began his career in 1997 with the GCL Twins. Leo was hired full time in 1998 and served as the trainer for the Elizabethton Twins. He was promoted to Single-A Quad Cities, where he spent the 2000 and 2001 seasons.

Leo was the trainer for Double-A New Britain from 2002-2004 and was named the 2003 Eastern League All-Star trainer. In 2005, Leo was promoted to Triple-A Rochester and was selected by MLB to work the Arizona Fall League. He served as the Triple-A trainer from 2005-2010 and he was selected as the Triple-A All-Star Game trainer in 2009.

Tony and his wife, Jennifer, live in Schaumburg, IL.





ROD MCCORMICK

Equipment Manager

Rod McCormick begins his fifth season with the Twins as the club's equipment manager. McCormick joined the Twins as a ball boy in 1994 and became the home clubhouse assistant in 1998. He was named Home Clubhouse Manager in April of 2007.

A graduate of Minnetonka High School, McCormick attended the University of Minnesota from 1993-96. He oversees all the upkeep of team and personal player equipment and the movement of equipment on all road trips.

Rod and his wife Kristen reside in Excelsior, MN.



TROY MATCHAN

Visiting Clubhouse Manager

Troy Matchan begins his 24th season with the Twins and his 14th as the Twins' visiting clubhouse manager. He joined the Twins as a bat boy in 1988, before spending eight years as a visiting clubhouse assistant from 1989-96. In 1997 he was a home clubhouse assistant before moving into his current position.

A Minnetonka High School graduate, Matchan, 40, oversees all equipment needs for visiting teams, supervises the visiting clubhouse during spring training and assists McCormick in various duties.

Troy and his wife Lisa, along with their sons, Logan and Chase, live in Shakopee, MN.



PERRY CASTELLANO

Strength and Conditioning Coach

Perry Castellano begins his fifth season as Strength and Conditioning Coach for the Twins. His responsibilities include day-to-day instruction for the Major League club as well as designing and implementing various programs throughout the entire organization.

Castellano received a B.S. in Kinesiology from Pepperdine University in Malibu, CA, a master's degree in management from National University in San Diego and a Ph.D. in allied health from Pacific Western University in Westwood, CA. He spent the past five seasons as the Twins' Minor League Strength and Conditioning Coordinator after serving as Minor

League Strength and Nutrition Coach for the Texas Rangers from 2000-2001. Castellano was a visiting clinical instructor in athletic training at the University of Tulsa from 1999-2001 and a master instructor at Rancho Santiago College from 1989-1998.

Perry, wife Lori, and sons Cory and Brady reside in Cape Coral, FL.



NATE DAMMANN

Bullpen Catcher

Nate Dammann begins his fifth season as bullpen catcher for the Twins. His responsibilities include preparing the field for batting practice as well as catching pitchers in the bullpen prior to, and during, the game. In addition, he assists Twins Minor League coaches during Instructional League, and has traveled to the Twins Academy in the Dominican Republic to coach minor league players each of the past four off-seasons.

Dammann is a 2004 graduate of Hamline University in St. Paul, MN, with a degree in Secondary Education. He played four years of baseball for the Pipers and also played quarterback on their football team. Prior to joining the Twins,

Dammann was a substitute teacher in the Edina Public School District.

Nate and his wife, Kate, reside in St. Paul, MN.

TWINS' MANAGERS

MANAGERS	SEASONS	FINISHES	WON	LOST	PCT.
Cookie Lavagetto*	1961	9th	25	41	.379
Sam Mele	1961-67	7th-2nd-3rd-6th-1st-2nd-6th	522	431	.548
Cal Ermer*	1967-68	2nd-7th	145	129	.529
Billy Martin*	1969	1st	97	65	.599
Bill Rigney*	1970-72	1st-5th-3rd	208	184	.531
Frank Quilici	1972-75	3rd-3rd-3rd-4th	280	287	.494
Gene Mauch*	1976-80	3rd-4th-4th-4th-4th	378	394	.490
Johnny Goryl	1980-81	3rd-6th	34	38	.472
Billy Gardner	1981-85	(7th-4th)-7th-5th-2nd-6th	268	353	.432
Ray Miller	1985-86	4th-7th	109	130	.456
Tom Kelly	1986-01	6th-1st-2nd-5th-7th-1st-2nd-5th-4th-5th-4th-4th-5th-5th-2nd	1140	1244	.478
Ron Gardenhire	2002-10	1st-1st-1st-3rd-1st-3rd-2nd-1st-1st	803	656	.550

* - Deceased



WE'RE HOLDING THE BEST SEATS FOR YOU



From your living room, to your office, to your pocket—and even at the ballpark—we've got what you need to stay connected to the game.

Best Buy® is a Founding Partner of the Minnesota Twins.



FUTURE-PROOF
YOUR TECHNOLOGY WITH THE
BUY BACK PROGRAM



Buy the latest technology now, and when you're ready to upgrade, we'll buy it back. With the Best Buy Buy Back Program, you'll know what your mobile phone, laptop, netbook, tablet or TV in good condition is worth, anytime over the next two years (4 years for TVs). Just bring it back when you're ready and get up to 50% of the original purchase price on a Best Buy Gift Card to use toward your next big thing.

Prices may vary on Buy Back plans. Subject to Best Buy Buy Back Program terms and conditions. Must return all accessories for maximum redemption value. Televisions \$5,000.00 and up are ineligible. Please refer to the terms and conditions for a complete description of the Program. BEST BUY, the BEST BUY logo and the tag design are trademarks of BBY Solutions, Inc. © 2011 BBY Solutions, Inc. All Rights Reserved.

2011 PLAYERS



JEFF BAILEY

OUTFIELDER

Height: 6-2

Bats: R

Born: 11/19/78 in Longview, WA

Resides: Kelso, WA

Acquired: Signed as free agent, 11/18/10


M.L. Service: 147 days

Contract Status: Signed thru 2011

Weight: 200

Throws: R

Opening Day Age: 32



84

PERSONAL: Jeffrey Todd Bailey...1997 graduate of Kelso (WA) High School.

2010:

- Spent entire season with Triple-A Reno after signing as a minor league free agent with Arizona, December 23, 2009.
- Homered in his first game, April 8 vs. Fresno (solo home run)...batted .341 (28-for-82) in 22 April games.
- Set a season-high, and a Reno franchise record, with eight rbi, June 6 vs. Portland.
- Hit safely in 11 straight games, July 6-19...drove in 16 runs during that 11-game span.
- Batted .333 (33-for-99) with nine doubles, one triple, three home runs, 23 rbi and 23 runs scored in 27 July games.
- Batted .312 (43-for-138) vs. left-handed pitching and .279 (95-for-340) against right-handed pitching...batted .301 (93-for-309) with 50 rbi before the All-Star break.
- Finished first on the Aces in runs scored and games played, second in batting average, doubles, home runs, rbi and total bases and second in on-base percentage and slugging percentage (.462).

2009: Began the season with Triple-A Pawtucket...contract selected, April 22...appeared in 23 games for the Red Sox...posted a career-high three rbi (three-run homer off Francisco Liriano), April 22 vs. Minnesota...optioned to Pawtucket, May 31...recalled and had career-high three hits, June 30 at Baltimore...disabled with high left ankle sprain, July 5-August 14...went on a nine-game rehab assignment and was assigned to Pawtucket...designated for assignment, September 1...outrighted to Pawtucket, September 3.

2008: Began the season with Triple-A Pawtucket...started for the International League team in the Triple-A All-Star Game, July 16 and went 0-for-1 with a walk...contract selected, May 30...played in three games, setting a career-high with three walks, June 1 at Baltimore...optioned June 3...recalled July 7...optioned July 9...recalled August 14 and batted .311 in 22 games...had a pinch-hit triple and scored the eventual game-winning run in the bottom of the eighth, September 24 vs. Cleveland...homered twice in a three-day span, August 30 vs. Chicago (AL) and September 1 vs. Baltimore...named International League Most Valuable Player, becoming the sixth PawSox player All-Time to receive IL MVP honors: Pat Dodson (1986), Jim Rice (1974), Ted Sox (1977), Gary Allenson (1978) and Dave Stepleton (1979)...along with teammate Charlie Zink, who earned IL Most Valuable Pitcher honors, became the first teammates to win both awards in the same season since Norfolk's Butch Huskey and Jason Istringhausen (1995)...ranked first in the International League in runs scored, was second in slugging percentage, third in on-base percentage, tied for fifth in home runs, sixth in walks, seventh in total bases and 12th in rbi...selected to the International League post-season All-Star team.

2007: Began the season with Triple-A Pawtucket...contract selected July 6 and made his Major League debut that night as the starting first baseman, at Detroit...played in three games with Boston, including his first Major League home run, a solo shot off Nate Robertson, July 8 at Detroit...became the first Red Sox player to homer for his first hit (previously 0-for-8) since Kevin Youkilis, May 15, 2004 at Toronto...outrighted to Pawtucket, July 12...placed on the disabled list with a neck strain, August 9-16...ranked second among the PawSox in home runs, rbi and walks, tied for third with 64 runs scored, fourth in games, and tied for fourth in doubles.

2006: Spent his first full season with Triple-A Pawtucket...named International League Player of the Week for June 26-July 2...ranked second in the International League in walks, tied for fourth in on-base percentage, fifth in rbi, tied for sixth in home runs, ninth in slugging percentage and tied for 10th in triples...led all Red Sox minor leaguers with 22 home runs and ranked third with 82 rbi...appeared in 76 games at first base and 18 in the outfield.

2005: Was a non-roster invite to Boston's Spring Training...began the season with Triple-A Pawtucket and played in eight games before being transferred to Double-A Portland, April 19...went 3-for-6 with two home runs, three runs scored and seven rbi, June 16 at Harrisburg...played 43 games for Portland and was promoted to Pawtucket, June 23...placed on the disabled list with a right oblique muscle strain, August 1-28.

2004: Began the season with Double-A Portland after signing a minor league contract with the Red Sox, November 7, 2003...named Red Sox' Minor League Player of the Month for June, batting .349 (29-for-83) with 10 doubles, four home runs and 12 rbi in 26 games...hit safely in 13 straight games, June 19-July 1, batting .419 (18-for-43)...named to the Eastern League All-Star team and was the North Division's starting catcher, going 0-for-1 with a walk...promoted to Triple-A Pawtucket, July 27, batting .300 (3-for-10) in three games...spent two stints on the disabled list, August 4-18 with a right thumb sprain, and August 22 through the end of the season with a left thumb sprain.

2003: Began the season with Double-A Harrisburg...played in 109 games, batting .246 (89-for-362) with 18 doubles, 13 home runs and 57 rbi...batted .375 (21-for-56) with 17 rbi in his final 16 games before being transferred to Triple-A Edmonton...played in five games for the Trappers.

2002: Traded to the Montreal Expos in exchange for a player to be named later (infielder, Wilson Valdez), March 28...spent the season with Double-A Harrisburg...placed on the disabled list with left hand extensor tendinitis, August 11, missing the rest of the season...ranked second in the Eastern League with a .416 on-base percentage.

2001: Spent the season with Double-A Portland...batted .320 (32-for-100) in May...season-high nine-game hitting streak, May 1-9...played in 129 games, appearing in 96 at first base.

2000: Spent the season with Single-A Brevard County, collecting 113 hits...hit nine home runs and drove in 19 runs in a 13-game span, July 18-August 1, including three straight games, July 20-22...hit safely in 11 straight, July 28-August 9.

1999: Spent the season with Single-A Kane County...placed on the disabled list with a right shoulder strain, April 8-May 22...hit safely in 10 straight games, August 22-September 4...had multi-homer game, August 10 at Michigan...finished the season with a .462 slugging percentage...played 21 games at catcher and 55 as designated hitter.

1998: Spent his second professional season with the GCL Marlins, batting .331 (42-for-127) with 28 rbi in 37 games...named GCL Hitter of the Week, July 13-19, batting .500 (10-for-20) with eight rbi in six games.

1997: Played five games in his first professional season with the GCL Marlins.

PROFESSIONAL: Florida's 2nd-round pick in the 1997 June, First-Year Player Draft...signed by scout Keith Snider.

BAILEY'S GAME HIGHS

2010		CAREER	
Hits: --	HR: --	Hits: 3, 6/30/09 at Bal.	HR: 1, 6x, last 5/25/09 at Min.
RBI: --	Grand Slams: --	RBI: 3, 4/22/09 vs. Min.	Grand Slams: --
Hit-Streak: --		Hit-Streak: 6, 8/26-9/6/08	



BAILEY'S PLAYING RECORD

YEAR	CLUB	AVG	G	AB	R	H	2B	3B	HR	RBI	SH	SF	HB	BB	SO	SB	CS	E	OBP
1997	GCL Marlins	.143	5	7	0	1	0	0	0	0	0	0	0	1	2	0	0	0	0.250
1998	GCL Marlins	.331	37	127	21	42	10	0	2	28	0	1	7	19	31	3	2	0	.442
1999	Kane County	.278	76	277	49	77	19	1	10	53	0	5	6	34	77	1	1	3	.363
2000	Brevard County	.247	125	458	56	113	19	3	14	66	1	4	7	50	116	3	3	5	.328
2001	Portland	.241	129	432	56	104	28	2	13	66	0	3	8	64	136	7	2	10	.347
2002	Harrisburg	.282	99	309	45	87	17	1	13	52	1	3	10	65	78	3	3	5	.416
2003	Harrisburg	.246	109	362	54	89	18	3	13	57	2	6	8	35	74	2	1	8	.321
	Edmonton	.412	5	17	5	7	3	0	1	6	0	0	1	3	5	0	0	0	.524
2004	Pawtucket	.300	3	10	2	3	1	0	0	0	0	0	0	3	3	0	0	0	.462
	Portland	.294	91	299	57	88	23	3	13	58	0	3	11	46	80	2	0	7	.404
2005	Portland	.250	43	132	21	33	7	0	7	26	1	0	8	20	36	3	1	2	.381
	Pawtucket	.253	31	95	15	24	5	0	6	12	0	0	1	8	26	1	0	0	.317
2006	Pawtucket	.275	134	458	64	126	22	5	22	82	0	6	10	74	116	1	2	5	.383
2007	Pawtucket	.245	115	404	64	99	22	1	15	60	0	2	13	59	99	9	6	10	.358
	BOSTON	.111	3	9	1	1	0	0	1	1	0	0	0	0	1	0	0	0	.111
2008	Pawtucket	.301	109	418	88	126	28	3	25	75	0	2	12	62	90	5	2	4	.405
	BOSTON	.280	27	50	10	14	1	1	2	6	0	0	0	9	17	0	0	0	.390
2009	Pawtucket	.262	63	229	34	60	7	0	10	27	0	4	3	35	51	2	0	5	.362
	BOSTON	.208	26	77	14	16	3	2	3	9	0	0	4	10	21	0	0	2	.330
2010	Reno	.289	129	478	88	138	33	7	12	78	0	6	17	63	94	3	1	5	.387
	Minor League Totals	.270	1303	4512	719	1217	262	29	176	746	5	45	122	639	1114	45	24	69	.372
	Major League Totals	.228	56	136	25	31	4	3	6	16	0	0	4	19	39	0	0	2	.340

BAILEY'S FIELDING RECORD

POSITION	PCT	G	PO	A	E	TC	DP	PB
First Base	.993	38	251	16	2	269	24	---
Outfield	1.000	9	7	0	0	7	0	---
Totals	.993	47	258	16	2	276	24	---

MLB TEAM BATTING LEADERS - HITS

TEAM HITS SINCE 2008

1. Minnesota Twins4632
2. Texas Rangers4611
3. New York Yankees4601
4. Boston Red Sox4571
5. Detroit Tigers4487

TEAM HITS IN 2010

1. Texas Rangers 1556
2. Kansas City Royals 1534
3. Minnesota Twins 1521
4. Cincinnati Reds 1515
- Detroit Tigers 1515

SCOTT BAKER

RIGHT-HANDED PITCHER

30

Height: 6-4

Bats: R

Born: 9/19/81 in Shreveport, LA

Resides: Cape Coral, FL

Acquired: 2nd round, 2003 First-Year Player Draft

M.L. Service: 4 years, 128 days

Contract Status: Signed thru 2012

Weight: 215

Throws: R

Opening Day Age: 29



PERSONAL: Timothy Scott Baker...wife, Leann (Branan)...sons Elijah (7/28/05) and Easton (8/24/07)...2000 graduate of Captain Shreve (LA) High School...selected to All-State team in 2000...attended Oklahoma State University where he was named Louisville Slugger Freshman All-American in 2001 and Second Team All-Big 12 in 2003...named to Cape Cod League All-Star team in 2002...was honored by the Independence Bowl in 2007 as the Sportsperson of the Year.

2010:

- Was the Twins Opening Day starter for the first time in his career, after missing the opportunity in 2009, when he began the season on the disabled list...suffered the loss, allowing four runs on five hits in 4.2 innings in his Opening Day start, April 5 at Los Angeles (AL).
- Entered the season with the fifth-best winning percentage in Twins history (.566) with a minimum of 75 career decisions.
- Recorded first win of the season in his second start, allowing one run on five hits in 7.0 innings, April 10 at Chicago (AL).
- Went 4-2 in his first six decisions, April 5-May 8...three wins coming at Target Field.
- Set a career-high with 12 strikeouts, June 16 vs. Colorado, the 65th time in club history in which a Twins pitcher struck out 12-plus in an outing...the 12 strikeouts also marked a team-high in 2010, and were the most by a Twins pitcher since Kevin Slowey struck out 12, August 29, 2008 vs. Oakland.
- Did not walk a batter in four consecutive outings (23.1 ip) from June 22-July 8, including 25 strikeouts in that span.
- Recorded his 50th career win, July 2 vs. Tampa Bay (7.0-6-1-1-0-8), becoming the 16th pitcher in club history to record over 50 wins in a Twins uniform.
- Started the season 22nd on the Twins' All-Time strikeouts list and passed 10 pitchers during the season (Dean Chance - 504, Joe Nathan - 518, Jim Merritt - 527, Scott Erickson - 527, Mike Trombley - 528, LaTroy Hawkins - 532, Dick Stigman - 538, Kyle Lohse - 561, Rick Aguilera - 586 and Eddie Guardado - 610)...tied and passed Guardado to move into sole possession of 12th place on the Twins' All-Time strikeouts list with his 610th and 611th strikeout, August 4 at Tampa Bay...finished the season with 647 career strikeouts.
- Earned his 10th win of the season, August 10 vs. Chicago, allowing five runs (four earned) on eight hits in 6.0 innings...third consecutive season with double-digit victories.
- Earned his 11th win and fourth straight decision, August 22 vs. Los Angeles (AL), tossing 7.0 shutout innings of five-hit ball, with two walks and four strikeouts.
- Left a start after 2.0 innings with right elbow pain, September 2 vs. Detroit...shortest start since September 22, 2007 vs. the White Sox (2.0 ip)...missed 16 games and made his next start, September 21 vs. Cleveland...did not factor into the decision, but the Twins clinched the AL Central title with a win and a White Sox loss later that night.
- He won each of his final five decisions, July 24, through the end of the season...Twins went 9-1 in his final 10 starts.
- Made his final start, September 29 at Kansas City, striking out nine batters in 5.0 innings (ND)...tied his season and career-high with four walks.

AL PITCHING LEADERS

MOST WINS FOR RIGHT-HANDER SINCE '08

1. Justin Verlander	48
2. A.J. Burnett.....	41
Felix Hernandez	
Ervin Santana	
5. Jered Weaver	40
6. Zack Greinke	39
7. Scott Baker	38
Gavin Floyd	
James Shields	

2009: Started the season on the 15-day disabled list with right shoulder stiffness...made one rehab start for Single-A Ft. Myers, April 10 vs. Charlotte and was reinstated on April 14...lost his first four starts of the season from April 15-May 3, allowing 21 earned runs in 20.2 innings (9.15 ERA)...recorded first win, May 8 vs. Seattle, tossing 7.0 shutout innings, allowing five hits while walking none...pitched 8.1 innings, May 24 vs. Milwaukee, giving up three runs on seven hits, earning his second victory...tossed 7.0 innings and earned his third victory, while setting a career-high with 10 strikeouts, June 4 vs. Cleveland...fourth win, tossing 8.0 innings and allowing three runs on four hits, June 9 at Oakland...finished June with record of 4-0, 3.20 (39.1 ip, 14 er) in six starts with 35 strikeouts and an opponent batting average of .213...went 7-0, 3.04 (71.0 ip, 24 er) in 11 starts, July 12-September 5, setting a career-high with seven straight wins...earned his 10th win of the season, third career complete game and second career shutout, allowing just two hits, August 14 vs. Cleveland...started American League Central Division tiebreaker game vs. Detroit, October 6, pitching 6.0 innings, allowing three runs on six hits with two walks and two strikeouts as the Twins won 6-5 in 12-innings...finished tied for 10th in the AL in wins and 13th in strikeouts...led staff with 15 wins, tied for first in starts and was second in innings pitched...set career-highs in wins, starts, innings pitched and strikeouts.

2008: Won first two starts of season, April 4 vs. Kansas City and April 9 at Chicago (AL)...walked just five batters over his first five starts (33.0 ip)...placed on 15-day disabled list with right groin strain, May 7 (retro to May 4)...began rehab assignment at Single-A Ft. Myers, May 31...returned from rehab assignment and reinstated from 15-day disabled list, June 5...had six consecutive quality starts, June 10-July 7, including 7.0 shutout innings at Boston, July 7...four-game win-streak, going 4-0, 3.09 (32.0 ip, 11 er) in five starts, June 20-July 12...singled off Josh Banks for first Major League hit, June 26 at San Diego...tossed 8.0 innings, allowing one run on two hits in 1-0 loss, July 20 vs. Texas...matched a season-high with 8.0 innings allowing just one run, August 21 at Los Angeles (AL)...five consecutive quality starts, August 21-September 13, posting a 2.38 ERA (34.0 ip, 9 er)...season-high nine strikeouts, September 28 vs. Kansas City...pitched 6.0-or-more innings in 20 of 28 starts.

2007: Began season at Triple-A Rochester...recorded first professional save with 3.0 innings of relief, April 10 vs. Norfolk...pitched 6.0-plus innings in each of his last five starts at Rochester, April 14-May 13...recalled and tossed 8.1 innings, May 19 at Milwaukee...tossed 8.0 innings allowing just one run on three hits, July 1 at Detroit...earned his sixth win of the season August 5, tossing 8.0 shutout innings allowing just four hits vs. Cleveland...carried a perfect game into the ninth inning before a walk and a Mike Sweeney single with one out in the ninth and tied his then career-high with nine strikeouts, August 31 vs. Kansas City...became the first Twins pitcher to have a no-hitter broken up in the ninth inning since Steve Luebber, August 7, 1976 at Texas...became the second Twins pitcher to finish with a one-hitter and have a no-hitter broken up in the ninth inning, the other was Gerry Arrigo on June 26, 1964 on a single to start the ninth inning vs. the White Sox...it marked the 15th time in club history that a Twins staff held their opponent to one hit, and the 13th time that one pitcher did it alone...finished August with a 2.59 ERA...pitched 6.0-plus innings in 13 of 24 starts and 7.0-plus innings in eight starts...had 12 quality starts.

2006: Began season with Minnesota...season-high eight strikeouts, May 20 at Milwaukee...optioned to Triple-A Rochester, June 1...pitched 6.0-plus innings in seven consecutive starts, going 3-2, 2.92 (49.1 ip, 16 er), June 5-July 5...recalled July 13 and made three starts before being optioned August 1...while at Rochester, went 2-2 with a 2.31 ERA in August...recalled September 1...fifth win of the season, September 17 at Cleveland...finished the month going 2-1 with a 4.58 ERA.

TWINS LEADERS

ALL-TIME WIN PERCENTAGE (minimum of 75 decisions)

1. Johan Santana 679 (93-44)
2. Camilo Pascual 607 (88-57)
3. Mudcat Grant 588 (50-35)
4. Jim Perry 587 (128-90)
5. **Scott Baker** **567 (55-42)**

2005: Began season at Triple-A Rochester...was 2-0, 1.09 (33.0 ip, 4 er) in six starts, April 12-May 20...Twins' Minor League Pitcher of the Week, April 23-29...recalled May 3...made Major League debut in relief, May 7 at Tampa Bay...optioned May 11...recalled July 3...made first career start, July 5 at Los Angeles (AL)...optioned July 10...named International League Player of the Week, July 11-17...was 3-0, 1.67 (27.0 ip, 5 er) in four starts, July 17-August 7...recalled and recorded first Major League win, July 23 at Detroit...optioned July 23...pitched 6.0-plus innings in 15 of 22 starts with Rochester...led International League in ERA...recalled and tied his season-high five strikeouts, August 29 at Kansas City...tied season-high 7.0 innings, September 16 vs. Chicago (AL)...pitched 6.0-plus innings in four of nine starts...had four quality starts...rated 12th Best Prospect in International League by *Baseball America*...rated 10th best prospect in the Twins' organization by *Baseball America* for the upcoming 2006 season.

2004: Began season at Single-A Ft. Myers...was 2-2, 2.16 (25.0 ip, 6 er) in four starts, April 10-25...was 2-0, 2.70 (20.0 ip, 6 er) in three starts, May 1-12...pitched 6.0-plus innings in six of seven starts...had five quality starts...promoted to Double-A New Britain, May 16...season-high three-game win-streak, going 3-0, 1.50 (30.0 ip, 5 er) in four starts, May 18-June 3...tossed complete game shutout and season-high 9.0 innings, June 3 at New Hampshire...season-high 14 strikeouts, July 16 vs. Binghamton...pitched 6.0-plus innings in 10 of 11 starts and 7.0-plus innings in seven of 11 starts...had seven quality starts...promoted to Rochester, July 21...was 0-1, 2.89 (28.0 ip, 9 er) in four starts, July 26-August 11...won Jim Rantz Award as Twins' Minor League Pitcher of the Year.

2003: Season-high three-game win-streak, going 3-0, 1.80 (25.0 ip, 5 er) in five starts, July 11-August 13...season-high eight strikeouts, July 18 vs. Wisconsin...disabled with pulled groin, July 24-August 4...tied season-high 6.0 innings, August 18 vs. South Bend...had .151 (11-for-73) batting-average-against with one homer vs. lefthanders.

PROFESSIONAL: Signed by scout Gregg Miller...passed up 35th round selection by Pittsburgh in 2000 First-Year Player Draft...drafted in the second round of the 2003 First-Year Player draft (Twins)...signed a four-year contract plus a club option for 2013, March 7, 2009.

BAKER'S GAME HIGHS

2010		CAREER	
IP: 8.0, 2x, last 8/4 at T.B.	Walks: 4, 2x, last 9/29 at K.C.	IP: 9.0, 2x, 8/14/09 vs. Cle.	Walks: 4, 7x, last 9/29/10 at K.C.
SO: 12, 6/16 vs. Col.	CG: - -	SO: 12, 6/16/10 vs. Col.	CG: 3, last 8/14/09 vs. Cle.
Win-Streak: 5, 7/24-8/27	Low-Hit: - -	Win-Streak: 7, 7/12-9/5/09	Low-Hit: 1, 8/31/07 vs. K.C.



BAKER'S PITCHING RECORD

YEAR	CLUB	W-L	ERA	G	GS	CG	SH	SV	IP	H	R	ER	HR	HB	BB	SO	WP	BK	BAA
2003	Quad City	3-1	2.49	11	11	0	0	0	50.2	45	16	14	4	2	8	47	4	0	.234
2004	Ft. Myers	4-2	2.40	7	7	0	0	0	45.0	40	13	12	1	0	6	37	1	0	.234
	New Britain	5-3	2.43	10	10	2	2	0	70.1	44	23	19	2	6	13	72	0	0	.174
	Rochester	1-3	4.97	9	9	0	0	0	54.1	65	31	30	3	4	15	36	0	0	.295
2005	Rochester	5-8	3.01	22	22	1	1	0	134.2	123	50	45	15	7	26	107	4	0	.242
	MINNESOTA	3-3	3.35	10	9	0	0	0	53.2	48	21	20	5	0	14	32	0	0	.241
2006	MINNESOTA	5-8	6.37	16	16	0	0	0	83.1	114	63	59	17	3	16	62	0	0	.324
	Rochester	5-4	2.67	12	12	1	0	0	84.1	77	26	25	4	4	25	68	5	1	.246
2007	Rochester	3-2	3.16	7	6	0	0	1	42.2	34	16	15	3	1	4	41	1	0	.219
	MINNESOTA	9-9	4.26	24	23	2	1	0	143.2	162	70	68	15	5	29	102	0	0	.287
2008	MINNESOTA	11-4	3.45	28	28	0	0	0	172.1	161	66	66	20	3	42	141	6	0	.247
	Ft. Myers	1-0	5.40	1	1	0	0	0	5.0	7	3	3	0	0	0	4	1	0	.304
2009	Ft. Myers	1-0	1.29	1	1	0	0	0	7.0	5	1	1	0	0	1	3	0	0	.227
	MINNESOTA	15-9	4.37	33	33	1	1	0	200.0	190	99	97	28	4	48	162	4	0	.247
2010	MINNESOTA	12-9	4.49	29	29	0	0	0	170.1	186	87	85	23	6	43	148	7	0	.277
	Minor League Totals	28-23	2.99	80	79	4	3	1	494.0	440	179	164	32	24	98	415	16	1	.237
	Major League Totals	55-42	4.32	140	138	3	2	0	823.1	861	406	395	108	21	192	647	17	0	.268

BAKER'S FIELDING RECORD

POSITION	PCT	G	PO	A	E	TC	DP	PB
Pitcher	.967	140	56	60	4	120	5	—

BAKER'S BATTING RECORD

BATTING	AVG	AB	R	H	2B	3B	HR	RBI	SH	SF	HB	BB	SO	SB	CS	OBP
Career	.050	20	1	1	0	0	0	0	4	0	0	0	8	0	0	.059

Last Home Run: None

BAKER'S DIVISION SERIES RECORD

YEAR	OPPONENT	W-L	ERA	G	GS	CG	SH	SV	IP	H	R	ER	HR	HB	BB	SO	WP	BK	BAA
2009	New York (AL)								DID NOT PITCH										
2010	New York (AL)	0-0	3.86	1	0	0	0	0	2.1	3	1	1	1	0	0	2	0	0	.300
Division Series Totals		0-0	3.86	1	0	0	0	0	2.1	3	1	1	1	0	0	2	0	0	.300



SCOTT BAKER

enters the 2011 season with the fifth-highest winning percentage in club history with a minimum of 75 decisions.

AMERICAN LEAGUE CENTRAL HISTORY

YEAR	CHAMPION	RECORD	TWINS FINISH
1994*	Chicago White Sox	67-46	Fourth place with a record of 53-60, 15.0 games back
1995	Cleveland Indians	100-44	Fifth place with a record of 56-88, 44.0 games back
1996	Cleveland Indians	78-84	Fourth place with a record of 78-84, 21.5 games back
1997	Cleveland Indians	86-75	Fourth place with a record of 68-94, 18.5 games back
1998	Cleveland Indians	89-73	Fourth place with a record of 70-92, 19.0 games back
1999	Cleveland Indians	97-65	Fifth place with a record of 63-97, 33.0 games back
2000	Chicago White Sox	95-67	Fifth place with a record of 69-93, 26.0 games back
2001	Cleveland Indians	91-71	Second place with a record of 85-77, 6.0 games back
2002	Minnesota Twins	94-67	Lost 4 games to 1 in the ALCS to the Anaheim Angels
2003	Minnesota Twins	90-72	Lost 3 games to 1 in the ALDS to the New York Yankees
2004	Minnesota Twins	92-70	Lost 3 games to 1 in the ALDS to the New York Yankees
2005	Chicago White Sox	99-63	Third place with a record of 83-79, 16.0 games back
2006	Minnesota Twins	96-66	Swept in three games in the ALDS by the Oakland Athletics
2007	Cleveland Indians	96-66	Third place with a record of 79-83, 17.0 games back
2008	Chicago White Sox	89-74	Second place with a record of 88-75, 1.0 game back
2009	Minnesota Twins	87-76	Swept in three games in the ALDS by the New York Yankees
2010	Minnesota Twins	94-68	Swept in three games in the ALDS by the New York Yankees

*Season cut short due to work stoppage

YORMAN BAZARDO

RIGHT-HANDED PITCHER

Height: 6-2

Bats: R

Born: 7/11/84 in Maracay, VZ

Resides: Maracay, VZ

Acquired: Signed as free agent, 11/11/10


M.L. Service: 143 days

Contract Status: Signed thru 2011

Weight: 230

Throws: R

Opening Day Age: 26



PERSONAL: Yorman Michael Osorio BazarDO (pronounced YOUR-mahn bah-ZAR-doh)...originally signed by the Florida Marlins, just eight days after his 16th birthday, July 19, 2000.

2010:

- Spent the entire season with Triple-A Round Rock making 29 relief appearances and five starts...started the season on the 15-day disabled list, March 26 with a shoulder injury...went on rehab assignment with Round Rock, April 20...returned from rehab, April 23 and outrighted off Houston's roster.
- Earned his only save of the season, April 22 vs. Omaha, allowing one run on three hits in 2.0 innings of relief.
- Earned his first win of the season, May 23 vs. Reno, tossing 1.0 scoreless inning of relief with one hit and one strikeout.
- Posted a 3.03 ERA (38.2 ip, 13 er) in 22 games Pre-All-Star break...posted a 1.38 ERA (13.0 ip, 2 er) in seven June games.
- Five of his final eight games were starts, going 2-2 in those starts, with 25 strikeouts and nine walks in 29.1 innings.
- Pitched in the Venezuelan Winter Leagues with Tigres de Aragua, going 7-2, 2.63 (72.0 ip, 21 er) with one complete game in 12 starts.

2009: Began the season with Philadelphia in Spring Training before being released, March 29...signed as a minor league free agent by Houston, April 8 and reported to Triple-A Round Rock...ranked third in the Pacific Coast League in ERA...named to the Pacific Coast League All-Star team after going 7-4, 2.97 (109.0 ip, 36 er) in 19 games (16 starts) in the first half...named Round Rock's Pitcher of the Month for May after going 4-0, 1.49 (42.1 ip, 7 er) in six starts, with a complete game shutout (May 31 at New Orleans)...named PCL Pitcher of the Week, May 25-31...tossed 27.0 consecutive scoreless innings, May 21-June 5...had his contract purchased from Triple-A Round Rock, August 8...allowed three earned runs in his first relief appearance, August 8 vs. Milwaukee but tossed 5.1 consecutive scoreless innings in his next three...recorded his only win, September 28 at Philadelphia, allowing two runs on two hits in 5.2 innings.

2008: Made Detroit's Opening Day roster for the first time in his career...made three appearances before being designated for assignment, April 11...stayed with the organization and was assigned to Triple-A Toledo where he finished the season...pitched in 25 games (22 starts) for the Mud Hens...lost each of his last eight starts...pitched in the Venezuelan Winter League with Tigres de Aragua, going 3-2, 5.15 (50.2 ip, 29 er) with 36 strikeouts and 14 walks in 16 games (nine starts).

2007: Traded from Seattle to Detroit, February 7, in exchange for outfielder Jeff Frazier...started the season with Triple-A Toledo...was ninth in the International League in ERA (3.75)...won six consecutive decisions in eight starts, May 10-June 30, posting a 2.64 ERA during that time...recalled, June 7 and pitched that night at Texas, tossing 2.0 scoreless innings of relief with three strikeouts...optioned to Toledo, June 19...recalled again, August 12 and appeared in one game before being optioned to Toledo, August 14...recalled for the final time, September 1...earned his first Major League win, September 10 vs. Toronto with 1.0 scoreless inning...made his first Major League start, September 15 at Minnesota, allowing two runs on 4.2 innings and did not factor into the decision...pitched a career-high 7.0 innings, September 25 vs. Minnesota...went 2-0, 0.56 (16.0 ip, 1 er) in seven home appearances and 0-1, 5.87 (7.2 ip, 5 er) in four road games...ranked the fifth-best prospect and best changeup in Detroit's organization by *Baseball America* following the season.

2006: Spent the season with Double-A San Antonio and finished fourth in the Texas League in ERA (3.64)...placed on the disabled list, May 23-June 3 with a right elbow strain.

2005: Began the season with Double-A Carolina...recalled by Florida and made his Major League debut, May 26 vs. New York (NL) and allowed four earned runs in 1.2 innings and was optioned back to Carolina following the game...traded to Seattle along with pitcher Mike Flannery in exchange for pitcher Ron Villone, July 31 and assigned to Double-A San Antonio...ranked the 13th-best prospect in Seattle's organization by *Baseball America* following the season.

2004: Spent the season with Single-A Jupiter and ranked eighth in the Florida State League in ERA (3.27), tied for second in shutouts (two), fourth in innings pitched (154.2 ip) and tied for fifth in starts (25) and complete games (five)...pitched a two-hit shutout, May 4 at Clearwater and a one-hit shutout, July 25 vs. St. Lucie...named Florida State League Pitcher of the Week, May 24-30, going 2-0 with a 1.15 ERA...ranked the third-best prospect in Florida's organization by *Baseball America* following the season.

2003: Spent the season with Single-A Greensboro...finished in a tie for first in the South Atlantic League in shutouts (two) and second in complete games (four)...pitched a complete game in each of his final three starts of the season and did not allow a run in his final two starts (17.0 ip)...ranked the fifth-best prospect in Florida's organization by *Baseball America* following the season.

2002: Spent the season with Single-A Jamestown and finished fifth in the New York-Penn League in games finished (21)...went 3-0 with four saves and a 1.19 ERA (22.2 ip, 3 er) over a 17-game span in July and August...ranked the 23rd-best prospect in Florida's organization by *Baseball America* following the season.

2001: Began his professional career with the Venezuelan Summer League Marlins, going 7-2 with a 2.43 ERA in 12 starts.

PROFESSIONAL: Signed by Florida as a non-drafted free agent, July 19, 2000...scout, Miguel Garcia.

BAZARDO'S GAME HIGHS

2010			CAREER	
IP: --	Walks: --		IP: 7.0, 9/25/07 vs. Min.	Walks: 4, 2x, last 9/28/09 at Phi.
SO: --	CG: --		SO: 5, 9/25/07 vs. Min.	CG: --
Win-Streak: --	Low-Hit: --		Win-Streak: 2, 9/10-25/07	Low-Hit: --

BAZARDO'S PITCHING RECORD

YEAR	CLUB	W-L	ERA	G	GS	CG	SH	SV	IP	H	R	ER	HR	HB	BB	SO	WP	BK	BAA
2001	VSL Marlins	7- 2	2.43	12	12	1	0	0	70.1	59	26	19	0	0	18	62	0	1	--
2002	Jamestown	5- 0	2.72	25	0	0	0	6	36.1	39	11	11	0	1	6	26	7	0	.275
2003	Greensboro	9- 8	3.12	21	21	4	2	0	130.0	132	56	45	8	9	26	70	4	2	.261
2004	Jupiter	5- 9	3.27	25	25	2	2	0	154.1	161	78	56	3	10	30	95	9	1	.274
2005	Carolina	8- 7	3.99	19	19	0	0	0	108.1	108	60	48	12	8	36	73	8	1	.263
	FLORIDA	0- 0	21.60	1	0	0	0	0	1.2	5	5	4	0	0	2	2	1	0	.500
	San Antonio	3- 1	4.28	6	6	0	0	0	33.2	38	16	16	4	0	11	26	0	2	.295
2006	San Antonio	6- 5	3.64	25	25	0	0	0	138.1	144	65	56	10	9	45	80	9	1	.275
2007	Toledo	10- 6	3.75	23	21	2	0	0	136.2	134	66	57	8	6	43	69	1	1	.263
	DETROIT	2- 1	2.28	11	2	0	0	0	23.2	19	7	6	2	3	5	15	1	0	.218
2008	DETROIT	0- 0	24.00	3	0	0	0	0	3.0	7	8	8	0	0	5	3	0	0	.500
	Toledo	4-13	6.72	25	22	0	0	0	130.0	177	100	97	19	7	44	75	9	0	.340
2009	Round Rock	9- 6	3.20	23	20	3	1	0	135.0	121	51	48	15	6	32	80	4	1	.244
	HOUSTON	1- 3	7.88	10	6	0	0	0	32.0	37	31	28	2	1	22	17	0	1	.296
2010	Round Rock	4- 5	3.87	34	5	0	0	1	88.1	97	43	38	12	1	26	58	3	0	.281
	Minor League Totals	70-62	3.81	238	176	12	5	7	1161.1	1210	512	491	91	57	317	714	54	10	.276
	American League Totals	2- 1	4.72	14	2	0	0	0	26.2	26	15	14	2	3	10	18	1	0	.257
	National League Totals	1- 3	8.55	11	6	0	0	0	33.2	42	36	32	2	1	24	19	1	1	.311
	Major League Totals	3- 4	6.86	25	8	0	0	0	60.1	68	51	46	4	4	34	37	2	1	.288

BAZARDO'S FIELDING RECORD

POSITION	PCT	G	PO	A	E	TC	DP	PB
Pitcher	.909	25	9	11	2	22	1	—

BAZARDO'S BATTING RECORD

BATTING	AVG	AB	R	H	2B	3B	HR	RBI	SH	SF	HB	BB	SO	SB	CS	OBP
Career	.000	11	0	0	0	0	0	0	0	0	0	0	4	0	0	.000

Last Home Run: None

EARNED-RUNS RULE

The determination of earned-runs is as follows:

'An earned-run is a run for which the pitcher is held accountable. In determining earned-runs, the inning should be reconstructed without the errors and passed balls, and the benefit of the doubt should always be given to the pitcher in determining which bases would have been reached with errorless play.'

Until 1969, a reliever could not be charged with an earned-run if he entered the game after the side could have been retired but for an error, no matter how many runs he subsequently gave up in that inning. Now, runs scored by batters who reach base off the reliever are charged as earned on that pitcher's record. They are not, however, charged as earned against the team as a whole. Therefore, a discrepancy may occur between the total earned-runs charged against a team and the sum total of the earned-runs charged against the individual pitchers of that team.

JOE BENSON

OUTFIELDER

Height: 6-1
 Bats: R
 Born: 3/5/88 in Hinsdale, IL
 Resides: Minooka, IL
 Acquired: 2nd round, 2006 First-Year Player Draft
 M.L. Service: None
 Contract Status: Signed thru 2011

Weight: 205
 Throws: R
 Opening Day Age: 23



87

PERSONAL: William Joseph Benson...2006 graduate of Joliet Catholic Academy (IL) where he also played football and basketball...named Pre-Season Louisville Slugger All-American, All-State and Conference Player of the Year for baseball in his senior season...later named to the Chicago Sun-Times 2006 All-State team.

2010:

- Began the season with Double-A New Britain where he batted just .219 (23-for-105) in 33 games, before being transferred to Single-A Ft. Myers, May 17.
- Went 4-for-5 with two doubles, a home run and three rbi, May 21 vs. Dayton...went 3-for-6 with two home runs, three runs scored and four rbi, May 24 at Bradenton.
- Named Twins Player of the Week, May 21 after batting .324 with three doubles, three home runs, six rbi, seven runs scored and four walks in seven games.
- Went 4-for-4 with three runs scored in his final game with the Miracle and was promoted back to Double-A New Britain, June 16.
- Named Twins Player of the Month in June after batting .312 (29-for-93) with 10 doubles, five home runs, 14 rbi and 18 runs scored in 23 games between Ft. Myers and New Britain.
- Two-homer game, July 9 at Portland...homered in consecutive games, July 16 and 17 vs. Portland, then again, July 29 and 30 at Bowie...finished the month of July with seven home runs and 13 rbi.
- Led the Twins organization in home runs with 27, next was Jim Thome with 25...ranked seventh amongst all Double-A players in homers.
- Finished in a tie for fourth in the Eastern League with 23 home runs and became first Rock Cat since 2005 with 20-plus homers in a season...his .527 slugging percentage also ranked fourth in the EL.
- Was honored with the Sherry Robertson Award as the Twins Minor League Player of the Year, an award given to outfielder Ben Revere the previous two seasons.
- Played in the Arizona Fall League, batting .236 (13-for-55) with six doubles, one home run and five rbi in 17 games with Peoria Saguaros.
- Was ranked the fourth-best prospect and best athlete in the Twins organization by *Baseball America*, entering the 2011 season.
- Named to minorleaguebaseball.com's 2010 Twins organizational All-Star team.

TWINS FARMHANDS

**SHERRY ROBERTSON
 AWARD WINNERS SINCE 2001**

2010	Joe Benson, OF
2009	Ben Revere, OF
2008	Ben Revere, OF
2007	Brian Buscher, IF
2006	Alexi Casilla, IF
2005	David Winfree, IF
2004	Jason Kubel, OF
2003	Joe Mauer, C
2002	Low Ford, OF
2001	Michael Cuddyer, IF

2009: Began the season with Single-A Ft. Myers...went 3-for-5 with two home runs and four rbi, May 5 at Sarasota...placed on the disabled list with a right hand fracture, May 12...reinstated from disabled list after two rehab games with the GCL Twins, July 8...finished second on the Miracle in on-base percentage and tied for second in home runs...hit .400 (30-for-75) off left-handed pitching.

2008: Spent the season with Single-A Beloit...hit safely in 10 straight games, May 10-20...played in his final game, June 26 and was placed on the disabled list with stress fracture in back, June 27-August 25.

2007: Spent the season with Single-A Beloit...collected two four-hit games: June 9 vs. Burlington and July 24 vs. Gull Lake...led the club in walks, stolen bases and on-base percentage...was ranked the second-best prospect and best athlete in the Twins organization by *Baseball America*, entering the 2008 season.

2006: Spent his first professional season with the GCL Twins and Single-A Beloit...led the GCL Twins and was second in the Gulf Coast League in extra-base hits (21)...led the club in games, at-bats, triples, was second in hits, runs scored, doubles, and home runs and third in rbi...transferred to Single-A Beloit, August 20 and played in eight games for the Snappers...ranked the 20th-best prospect in the GCL by *Baseball America*...was ranked the eighth-best prospect and best athlete in the Twins organization by *Baseball America*, entering the 2007 season.

PROFESSIONAL: Signed by scout Bill Milos.

BENSON'S PLAYING RECORD

YEAR	CLUB	AVG	G	AB	R	H	2B	3B	HR	RBI	SH	SF	HB	BB	SO	SB	CS	E	OBP
2006	GCL Twins	.260	52	196	30	51	11	5	5	28	0	2	2	21	41	9	10	5	.335
	Beloit	.263	8	19	2	5	0	0	0	1	0	0	0	6	1	0	0	0	.263
2007	Beloit	.255	122	432	73	110	18	8	5	38	6	5	15	49	124	18	16	6	.347
2008	Beloit	.248	69	254	39	63	16	3	4	27	2	3	7	24	73	17	11	3	.326
2009	GCL Twins	.200	2	5	1	1	0	0	0	0	0	0	0	2	0	1	1	0	.429
	Ft. Myers	.285	80	263	46	75	10	3	5	29	3	2	13	46	74	7	7	4	.414
2010	Ft. Myers	.294	21	85	16	25	11	1	4	13	0	0	3	8	21	5	0	1	.375
	New Britain	.251	102	374	65	94	20	7	23	49	0	1	9	39	115	14	9	5	.336
Minor League Totals		.260	456	1628	272	424	86	27	46	185	11	13	49	189	454	79	54	24	.352

NICK BLACKBURN

RIGHT-HANDED PITCHER

Height: 6-4

Bats: R

Born: 2/24/82 in Ada, OK

Resides: Denton, TX

Acquired: 29th round, 2001 First-Year Player Draft

M.L. Service: 3 years, 17 days

Contract Status: Signed thru 2013

Weight: 240

Throws: R

Opening Day Age: 29



53

PERSONAL: Robert Nicholas Blackburn...wife Alicia (Powell)...daughter Payton (8/13/10)...2000 graduate of Del City (OK) High School...2002 graduate of Seminole State Junior College.

2010:

- Started the season as the Twins' number two starter and made his first start, April 6 at Los Angeles (AL), earning the win while allowing three runs on eight hits in 6.2 innings with a career-high four walks.
- Pitched the first complete game at Target Field (fourth career complete game), allowing three runs on 11 hits with one walk and two strikeouts and earning the victory, May 4 vs. Detroit...the win was the start of a personal five-game win-streak.
- Led the Twins to their first shutout at Target Field, as he pitched 7.0 shutout innings, allowing four hits, as the Twins beat Baltimore 6-0, May 9.
- Went 5-0, 2.65 (37.1 ip, 11 er) in five May starts, going 7.0-plus in each start and was one of four pitchers in baseball with five wins and no losses in the month...the five-game win-streak marked a career-high.
- According to the Elias Sports Bureau, his streak of 101.2 consecutive innings without allowing a stolen base was snapped on June 18 at Philadelphia (Shane Victorino), the streak began on September 11, 2009 vs. Oakland (Rajai Davis).
- Allowed a season-high four home runs (most by a Twins starter in 2010), July 10 at Detroit...most for a Twins starter since Anthony Swarzak allowed four, August 20, 2009 against Texas.
- Made one relief appearance (July 25 at Baltimore), before being optioned to Triple-A Rochester, July 30.
- Posted a 2.49 ERA (21.2 ip, 6 er) in four starts with the Red Wings, including 5.0 scoreless innings in two separate starts: August 2 at Charlotte (three hits) and August 12 vs. Gwinnett (four hits).
- Recalled August 22, replacing Kevin Slowey in the rotation (strained triceps)...made first start back with the club, August 23 vs. Texas, allowing three runs on eight hits in 7.0 innings with no walks and five strikeouts but suffered the loss as the Twins were shut out.
- Tossed 8.2 scoreless innings, earning the win as he allowed two hits, two walks and set a season-high with six strikeouts, August 28 at Seattle...retired 21 consecutive batters in the game, the longest stretch for a Twins pitcher since July 12-20, 2008 when Scott Baker retired 25 straight.
- Pitched 8.0 scoreless innings, with just five hits allowed and two walks but did not factor into the decision, September 11 at Cleveland.
- Pitched in his 100th career game, making the start on October 3 vs. Toronto, the final regular season game for the Twins.
- Overall, he went 3-5, 3.16 (57.0 ip, 20 er) with six home runs allowed, 13 walks and 33 strikeouts with opponents batting .221 in nine games (eights starts), since his return from Rochester.
- Pitched 7.0-plus innings in five of his final six starts, September 5-October 3...posted an ERA of 3.57 and held opponents to a .233 batting average in that span.
- Limited opposing base runners to just five stolen bases (nine attempts).

2009: Made Twins Opening Day roster for the second consecutive season, opening as the team's number two starter...recorded first win, allowing just one run on six hits in 7.0 innings, April 24 at Cleveland...pitched 7.0 shutout innings, May 10 vs. Seattle (ND) and again on May 21 at Chicago (AL), allowing just four hits (win)...pitched 7.0-or-more innings in four consecutive starts, posting an ERA of 1.57 (28.2 ip, 5 er), May 10-26...won four consecutive starts, May 21-June 18, including his first career complete game, allowing just one run on six hits, carrying a shutout into the ninth inning, June 18 vs. Pittsburgh...second consecutive complete game, June 24 at Milwaukee...became the first Twins pitcher to toss back-to-back complete games since Brad Radke in 1998...posted an ERA of 2.37 in five June starts...third career complete game, July 5 vs. Detroit...finished the first-half with a record of 8-4, 3.06 (123.1 ip, 42 er) in 18 starts...went 2-0, 1.65 (27.1 ip, 5 er) with 18 strikeouts and one walk in his final four starts, September 16-October 3...led club in innings pitched (205.2), tied for lead in starts (33) and was second in wins (11)...pitched 6.0-plus innings in 25 of his 33 starts and 7.0-plus innings in 17 starts...21 of his 33 starts were quality starts...his 1.79 walks-per-9.0 innings pitched ratio was third in the American League, behind Roy Halladay (1.32) and teammate Carl Pavano (1.76)...started game 2 of the ALDS, October 9 at New York (AL), allowing one run on three hits in 5.2 innings (ND).

2008: First Major League start, allowing just one run on five hits in 7.0 innings with one walk and six strikeouts, but suffered the loss in Twins 1-0 defeat, April 2 vs. Los Angeles (AL)...earned his first career win after tossing 7.2 shutout innings, April 19 vs. Cleveland...tossed 6.0-plus innings in eight consecutive starts, April 19-May 27...singled off Ubaldo Jimenez for first career hit, May 16 at Colorado...season-high 8.1 innings, May 27 at Kansas City...was struck in face by a line drive off the bat of Bobby Abreu, suffering a bruised nose and upper lip, June 1 vs. New York (AL)...earned his 10th win of the season, September 9 vs. Kansas City...started the tie-breaking 163rd game of the season, September 30 at Chicago (AL) to decide the AL Central Champion...he issued three walks and struck out three with a Jim Thome solo home run in the seventh being the difference in the 1-0 game...became just the 12th Twins rookie, second in 2008 (Perkins), to record 10-or-more wins in his rookie season...became the third Twins rookie pitcher in club history to lead his staff in innings pitched (193.1) and starts (33) and first since Brad Radke did it in 1995 (28 starts and 181.0 ip), with the other being Roger Erickson in 1978 (37 starts & 265.2 ip)...recorded 19 quality starts...

tossed 6.0-plus innings in 21 of his 33 starts...posted a record of 8-3, 2.95 (88.1 ip, 29 er) in 14 home starts and a 3-8, 4.97 (105.0 ip, 58 er) in 19 road starts...second in the Majors in groundball doubleplays induced (31) and led the Majors in GDP-per-nine innings (1.44)...finished fourth on the Twins All-Time list for innings pitched by a rookie, was fourth in starts and tied for 10th in wins with Bert Blyleven (1970) and Tony Fiore (2002)...led all Major League rookies in innings pitched and starts, fourth in wins, fifth in ERA and 11th in strikeouts.

2007: Began season at Double-A New Britain...made eight appearances (seven starts) before being promoted to Triple-A Rochester, May 17...had 44.0-inning scoreless streak, May 29-July 3...had seven-game win-streak, June 3-August 13...tossed back-to-back complete game shutouts, June 8 at Indianapolis and June 14 vs. Louisville...was named the Twins' Minor League Pitcher of the Month in June after going 5-0, 0.00 (39.0 ip)...disabled with strained right forearm, July 16-August 1...named to the Triple-A All-Star team...contract selected and made Major League debut in relief, September 3 vs. Cleveland...participated in the Arizona Fall League and was named the AFL Pitcher of the Week, November 5...finished with a 4-0 record and a 1.64 ERA (22.0 ip, 4 er) in six starts for the Phoenix Desert Dogs...his three complete games, tied him for second in all of the minor leagues while his two shutouts also tied him for second...ranked as the Twins top prospect by *Baseball America* heading into the 2008 season...ranked best fastball and best control in the Twins system by *Baseball America*.

2006: Spent entire season at Double-A New Britain...season-high three-game win-streak, going 3-0, 3.12 (26.0 ip, 9 er) in four starts, May 2-20...tied for club lead in complete games, second in innings pitched and tied for second in wins...tossed five-hit shutout, August 30 vs. Reading.


2005: Began season at Single-A Ft. Myers...tossed complete game, June 24 at Clearwater...named Florida State League All-Star...promoted to Double-A New Britain, July 7...tossed two complete games, July 22 at Norfolk (win) and August 2 at Portland (loss)...promoted to Triple-A Rochester, August 6...made three starts for the Red Wings before being transferred to New Britain, August 20...was seventh among all minor leaguers with three complete games.

2004: Began season at Single-A Quad Cities...disabled with sprained right ankle, May 4-11...Twins' Minor League Player of the Week, July 3-9...promoted to Single-A Ft. Myers, July 21...named Twins' Minor League Pitcher of the Month for July...named Florida State League Pitcher of the Week, July 25-August 1.

2003: Spent entire season at Single-A Quad Cities.

2002: Led club in games started, was second in innings pitched and third in strikeouts.

PROFESSIONAL: Signed by scout Gregg Miller.

BLACKBURN'S GAME HIGHS									
2010					CAREER				
IP: 9.0, 5/4 vs. Det.	Walks: 4, 4/6 at LAA.				IP: 9.0, 3x, last 5/4/10 vs. Det.	Walks: 4, 4/6/10 at LAA.			
SO: 6, 2x, last 10/3 vs. Tor.	CG: 1, 5/4 vs. Det.				SO: 7, 2x, last 8/31/09 vs. CWS.	CG: 4, last 5/4/10 vs. Det.			
Win-Streak: 5, 5/4-27	Low-Hit: 11, 5/4 vs. Det.				Win-Streak: 5, 5/4-27/10	Low-Hit: 6, 6/18/09 vs. Pit.			

BLACKBURN'S PITCHING RECORD																					
YEAR	CLUB	W-L	ERA	G	GS	CG	SH	SV	IP	H	R	ER	HR	HB	BB	SO	WP	BK	BAA		
2002	Elizabethhton	3-3	5.00	13	13	0	0	0	66.2	70	41	37	6	2	21	62	1	0	.261		
2003	Quad Cities	2-9	4.86	16	10	2	1	1	76.0	78	44	41	13	4	18	40	5	0	.268		
2004	Quad Cities	6-4	2.77	20	13	1	1	1	84.1	69	37	26	3	2	23	66	2	1	.223		
	Ft. Myers	3-3	6.27	9	7	0	0	0	37.1	51	30	26	7	2	7	21	1	0	.327		
2005	Ft. Myers	7-5	3.36	15	15	1	0	0	93.2	95	43	35	5	5	16	55	1	0	.265		
	New Britain	2-4	1.84	7	7	2	1	0	49.0	35	16	10	1	2	10	27	1	0	.206		
	Rochester	0-0	5.14	3	3	0	0	0	14.0	20	11	8	2	0	3	7	0	0	.328		
2006	New Britain	7-8	4.42	30	19	2	1	0	132.1	141	72	65	11	8	37	81	6	0	.275		
2007	New Britain	3-1	3.08	8	7	0	0	0	38.0	36	21	13	1	1	7	18	1	0	.240		
	Rochester	7-3	2.11	17	17	3	2	0	110.2	96	32	26	7	2	12	57	3	0	.232		
	MINNESOTA	0-2	7.71	6	0	0	0	0	11.2	19	12	10	2	0	2	8	0	0	.365		
2008	MINNESOTA	11-11	4.05	33	33	0	0	0	193.1	224	102	87	23	7	39	96	2	0	.292		
2009	MINNESOTA	11-11	4.03	33	33	3	0	0	205.2	240	103	92	25	3	41	98	2	0	.290		
2010	MINNESOTA	10-12	5.42	28	26	1	0	0	161.0	194	101	97	25	4	40	68	3	1	.302		
	Rochester	1-0	2.49	4	4	0	0	0	21.2	19	7	6	2	0	6	13	2	0	.229		
Minor League Totals		41-40	3.64	142	115	11	6	2	723.2	710	354	293	58	28	160	447	23	1	.256		
Major League Totals		32-36	4.50	100	92	4	0	0	571.2	677	318	286	75	14	122	270	7	1	.296		

BLACKBURN'S FIELDING RECORD								
POSITION	PCT	G	PO	A	E	TC	DP	PB
Pitcher	.976	100	50	70	3	123	10	—

BLACKBURN'S BATTING RECORD																
BATTING	AVG	AB	R	H	2B	3B	HR	RBI	SH	SF	HB	BB	SO	SB	CS	OBP
Career	.125	8	0	1	0	0	0	0	0	0	0	0	2	0	0	.125

Last Home Run: None

BLACKBURN'S DIVISION SERIES RECORD																			
YEAR	OPPONENT	W-L	ERA	G	GS	CG	SH	SV	IP	H	R	ER	HR	HB	BB	SO	WP	BK	BAA
2009	New York (AL)	0-0	1.59	1	1	0	0	0	5.2	3	1	1	0	0	2	3	0	0	.150
2010	New York (AL)	DID NOT PITCH																	
Division Series Totals		0-0	1.59	1	1	0	0	0	5.2	3	1	1	0	0	2	3	0	0	.150

DAVID BROMBERG

RIGHT-HANDED PITCHER

Height: 6-5
 Bats: L
 Born: 9/14/87 in Santa Monica, CA
 Resides: Los Angeles, CA
 Acquired: 32nd round pick, 2005 First-Year Player Draft
 M.L. Service: None
 Contract Status: Signed thru 2011

Weight: 247
 Throws: R
 Opening Day Age: 23



74

PERSONAL: David Kelly Bromberg...2005 graduate of Pacific Palisades (CA) High School...attended Santa Ana Junior College in 2006.

2010:

- Began the season with Double-A New Britain...went 1-0, 1.13 (24.0 ip, 3 er) in his first four starts (all in April).
- Did not allow a home run in his first seven starts (37.2 ip).
- Transferred to Triple-A Rochester, July 19...struck out seven batters in each of his first two starts, July 19 vs. Buffalo and July 24 vs. Scranton/Wilkes-Barre, earning the win.
- Held opponents to a .234 batting average with nine home runs, 47 strikeouts and 13 walks with the Red Wings...held lefties to a .216 batting average.
- Played in the Arizona Fall League with Peoria Saguaros, going 0-2, 6.75 (22.2 ip, 17 er) with 25 strikeouts, seven walks and one home run in six starts.
- Ranked as having the best curveball in the Twins organization by *Baseball America* entering the 2011 season.

TWINS FARMHANDS

JIM RANTZ AWARD WINNERS

2010	Kyle Gibson, RHP
2009	David Bromberg, RHP
2008	Anthony Slama, RHP
2007	Kevin Slowey, RHP
2006	Matt Garza, RHP
2005	Francisco Liriano, LHP
2004	Scott Baker, RHP
2003	Jesse Crain, RHP
2002	J.D. Durbin, RHP

2009: Spent season with Single-A Ft. Myers, winning each of his first seven decisions...struck out 12, May 30 at Brevard County...named Twins' Minor League Player of the Month in May, going 4-0, 1.45 (31.0 ip, 5 er) with 27 strikeouts in five starts...went 2-0, 0.71 (12.2 ip, 1 er) with 12 strikeouts in two starts and was named Twins' Minor League Player of the Week, July 31-August 6...threw a complete game shutout, August 7 allowing just three hits...selected to the Florida State League All-Star Game as the starting pitcher...named FSL Pitcher of the Week, August 3-9...led the FSL in strikeouts, was tied for second in wins, fourth in ERA and fifth in innings pitched...named to FSL Postseason All-Star team...named FSL Postseason Pitcher of the Year...won the Jim Rantz Award, recognizing the Twins' Minor League Pitcher of the Year...named the 15th-best prospect in the FSL, Most Valuable Pitcher in the FSL and High Class-A All-Star by *Baseball America*...ranked eighth-best prospect in the Twins organization by *Baseball America*, entering 2010

2008: Spent the season with Single-A Beloit...won his first game, April 26 at Wisconsin...struck out nine-plus batters six times, including three straight, May 1-13...struck out a season-high of 13 batters, August 24 at Burlington...posted a 3.09 ERA (35.0 ip, 12 er) with 50 strikeouts in six August starts...led Midwest League and organization in strikeouts...named to Midwest League All-Star team.

2007: Went 2-0, 0.00 (9.0 ip) with 13 strikeouts as Appalachian League Pitcher of the Week, June 26-July 2...named to Appalachian League Postseason All-Star team...Appalachian League Pitcher of the Year after going 9-0 (four no-decisions)...led Appalachian League in wins and strikeouts and was fourth in ERA.

2006: Earned his first professional win with a three-hit, 7.0-inning, complete game shutout, July 13 vs. GCL Pirates...tossed a 7.0-inning complete game in his next start, July 19 at GCL Reds, earning his second victory...ranked second on team in innings pitched and tied for second in wins...ranked fourth overall in organization in ERA.

PROFESSIONAL: Signed by scout Dan Cox.

BROMBERG'S PITCHING RECORD

YEAR	CLUB	W-L	ERA	G	GS	CG	SH	SV	IP	H	R	ER	HR	HB	BB	SO	WP	BK	BAA
2006	GCL Twins	3-3	2.66	10	10	2	1	0	50.2	42	21	15	2	0	18	31	5	1	230
2007	Elizabethton	9-0	2.78	13	11	0	0	0	58.1	45	19	18	4	1	32	81	4	0	211
2008	Beloit	9-10	4.44	27	27	0	0	0	150.0	149	81	74	10	19	54	177	16	1	262
2009	Ft. Myers	13-4	2.70	27	26	1	1	0	153.1	125	52	46	6	14	63	148	5	0	224
2010	New Britain	5-5	3.62	17	17	0	0	0	99.1	105	43	40	4	5	35	65	1	0	273
	Rochester	1-4	3.98	9	9	0	0	0	52.0	47	30	23	9	5	13	47	1	0	234
Minor League Totals		40-26	3.45	103	100	3	2	0	563.2	513	246	216	35	44	215	549	32	2	243

MATT BROWN

INFIELDER

Height: 6-0

Bats: R

Born: 8/8/82 in Bellevue, WA

Resides: Coeur d'Alene, ID

Acquired: Signed as a free-agent, 12/10/10


M.L. Service: 58 Days

Contract Status: Signed thru 2011

Weight: 200

Throws: R

Opening Day Age: 28



78

2011 PLAYERS

PERSONAL: Matthew Benjamin Brown...attended Coeur d'Alene (ID) High School, where he played shortstop.

2010:

- Signed by Texas as a free agent, January 12...was an invite to the Rangers Spring Training and reported to Triple-A Oklahoma.
- Hit three home runs in a two-game span, April 16-17, including two on April 16 at Memphis.
- Placed on the disabled list with a strained left oblique muscle, May 4...played in three games with the AZL Rangers on rehab assignment and was reinstated from the DL, June 29.
- Hit safely in 16 straight games, July 18-August 1 and finished July batting .339 (37-for-109) with 10 doubles, one triples, two home runs, 11 rbi and 13 runs scored in 27 games.
- Hit two triples, August 5 and Salt Lake City, becoming the first RedHawk in eight years to have two triples in a game.

2009: Spent the season at Triple-A Salt Lake...two-homer game with a season-high five rbi, May 16 vs. Iowa...placed on the disabled list with left elbow inflammation, July 1-23...appeared in three games with the AZL Angels on rehab assignment, July 21-23...combined to hit .314 (37-for-118) with three home runs and 23 rbi in 31 games between August and September...appeared in 83 games at first base, 12 at third base and 13 as designated hitter...batted .330 (31-for-94) against left-handed pitching and .218 (64-for-294) against righties...was non-tendered by the Angels and became a free agent, December 13.

2008: Split the season with Triple-A Salt Lake and Los Angeles, making three stints with the Angels...recorded his first Major League hit and rbi with a two-run ninth-inning double, May 1 vs. Oakland...played 97 games with the Bees and finished 10th in the Pacific Coast League in batting average (.320)...earned Angels' Organizational Player of the Month for April, batting .425 (45-for-106) while leading all minor league players in total bases (80), extra-base hits (tied, 20) and runs (26)...named PCL Player of the Game at Triple-A All-Star Game in Louisville (KY)...played with Team USA in the 2008 Summer Olympics in Beijing, China...opening ceremonies took place on his 26th birthday...led Team USA in games (nine) and rbi (10), including three rbi in the bronze-medal win over Japan...batted .281 (9-for-32) with two home runs in the tournament.

2007: Began the season at Triple-A Salt Lake...recalled to Los Angeles, May 9...made his Major League debut as defensive replacement at third base, May 10 vs. Cleveland...recorded one at-bat with the Angels before being optioned to Salt Lake, May 14...batted .312 (29-for-93) with 10 home runs and 17 rbi in July...recalled, July 30...made his first Major League start at third base (batting seventh in the lineup), August 3 at Oakland...appeared in three games for the Angels, going 0-for-4, and was optioned to Salt Lake, August 17...finished second on the Bees in home runs (19) and fourth rbi (60).

2006: Spent the season with Double-A Arkansas and led the Travelers in hits, runs, at-bats and games...ranked third in the Texas League with 41 doubles and fifth in extra-base hits...named Texas League Player of the Week, July 10-16...batted .339 (38-for-112) vs. left-handed pitching...added to the Angels 40-man roster in November.

2005: Spent the season with Single-A Rancho Cucamonga...batted .337 (28-for-83) in 21 April games...ranked second on the club with 39 doubles and fifth with 65 rbi.

2004: Spent the season with Single-A Cedar Rapids...ranked third in the Midwest League with 23 home runs and was fifth with 82 rbi...named to the Midwest League All-Star Team and earned Midwest League Player of the Week honors, May 10-16, after batting .444 (8-for-18) with four home runs, 11 rbi and six runs scored, including a game in which he hit three home runs and drove in eight (May 12 at Beloit).

2003: Began the season with Single-A Cedar Rapids and hit .207 with just 10 extra-base hits in 49 games...transferred to Rookie-Level Provo, June 14...hit safely in 46 of 65 games played, including 16 multi-hit games (seven three-hit game) at Provo...led the club with 11 home runs, which ranked third in the Pioneer League...was tied for second in the league with 52 rbi...named Pioneer League Player of the Week, August 11-17 and post-season All-Star honorable mention.

2002: Split the season between the AZL Angels and Rookie-Level Provo...combined to bat .327 (67-for-205) with two home runs, 33 rbi and 18 multi-hit games...season-high of four hits, July 19 while with AZL Angels.

2001: Spent his first professional season with the AZL Angels...was recipient of Dick Wantz Trophy, awarded to player(s) who show the most dedication and improvement during the Angels' fall instructional league.

PROFESSIONAL: Los Angeles Angels' 10th round pick in the June, 2000 First-Year Player Draft...signed by scout Jack Uhey.

BROWN'S GAME HIGHS

2010					CAREER			
Hits: --	HR: --			Hits: 1, 5/1/08 vs. Oak.	HR: --			
RBI: --	Hit-Strike: --			RBI: 2, 5/1/08 vs. Oak.	Hit-Strike: 1, 5/1/08			
Grand Slams: --				Grand Slams: --				

BROWN'S PLAYING RECORD

YEAR	CLUB	AVG	G	AB	R	H	2B	3B	HR	RBI	SH	SF	HB	BB	SO	SB	CS	E	OBP
2001	AZL Angels	.163	46	141	14	23	7	1	1	21	1	3	5	18	30	1	3	7	.275
2002	AZL Angels	.361	28	97	16	35	7	0	2	22	0	2	1	15	14	3	1	0	.443
	Provo	.296	32	108	14	32	5	1	0	11	0	0	5	15	21	3	3	0	.406
2003	Cedar Rapids	.207	49	164	22	34	6	1	3	15	0	1	5	19	36	1	0	15	.307
	Provo	.292	65	233	58	68	19	0	11	52	0	5	9	42	56	2	3	18	.412
2004	Cedar Rapids	.233	122	437	67	102	20	4	23	82	2	5	13	33	126	6	6	0	.303
2005	Rancho Cucamonga	.262	125	488	68	128	39	4	12	65	3	5	11	40	125	4	5	16	.329
2006	Arkansas	.293	134	515	77	151	41	3	19	79	2	2	10	47	108	7	6	27	.362
2007	LOS ANGELES (AL)	.000	4	5	0	0	0	0	0	0	0	0	0	2	1	1	0	0	.286
	Salt Lake	.276	110	391	69	108	30	2	19	60	1	0	5	45	106	5	9	13	.358
2008	Salt Lake	.320	97	400	75	128	33	4	21	67	0	2	3	32	80	4	2	14	.373
	LOS ANGELES (AL)	.053	11	19	0	1	0	0	3	0	0	0	1	10	0	0	0	2	.100
2009	AZL Angels	.400	3	10	1	4	0	0	0	2	0	1	0	1	3	0	1	0	.417
	Salt Lake	.245	107	388	57	95	27	0	13	69	2	4	8	45	92	5	5	13	.333
2010	AZL Rangers	.200	3	10	1	2	1	0	0	2	0	1	0	1	3	0	1	0	.250
	Oklahoma City	.249	79	301	40	75	18	5	10	32	2	2	3	25	83	2	0	13	.311
Minor League Totals		.267	1000	3683	579	985	253	25	134	579	13	33	78	378	883	43	45	138	.345
Major League Totals		.042	15	24	0	1	1	0	0	3	0	0	0	3	11	1	0	2	.148

BROWN'S FIELDING RECORD

POSITION	PCT	G	PO	A	E	TC	DP	PB
Third Base	.882	14	4	11	2	17	3	—
Second Base	1.000	1	1	1	0	2	0	—
Totals	.895	15	5	12	2	19	3	—

HOW TO FIGURE...

BATTING AVERAGE: Divide the number of safe hits by the total number of at-bats (at-bats do not include walks, sacrifices, hit-by-pitch or times awarded first on obstruction or interference).

SLUGGING PERCENTAGE: Divide the total bases of all safe hits by the total number of at-bats.

ON-BASE PERCENTAGE: Add the total number of hits, walks and hit-by-pitch and divide by the total of at-bats, walks, hit-by-pitches and sacrifice flies.

EARNED-RUN AVERAGE: Multiply the total number of earned runs by 9, then divide the result by the number of innings pitched.

FIELDING AVERAGE: Divide the total putouts and assists by the total of putouts, assists and errors (total chances).

CONSECUTIVE HITTING STREAKS: A consecutive hitting streak shall not be terminated if the plate appearance results in a base on balls, hit batsman, defensive interference or a sacrifice bunt. A sacrifice fly shall terminate the streak.

WON-LOST PERCENTAGE: Divide the number of games won by the total number of games played.

ALEX BURNETT

RIGHT-HANDED PITCHER

31

Height: 6-0

Bats: R

Born: 7/26/87 in Anaheim, CA

Resides: Westminster, CA

Acquired: 12th round, 2005 First-Year Player Draft

M.L. Service: 135 days

Contract Status: Signed thru 2011

Weight: 221

Throws: R

Opening Day Age: 23



PERSONAL: Alex James Burnett...2005 graduate of Ocean View (CA) High School in Huntington Beach.

2010:

- Started the season on the Twins Opening Day roster for the first time in his career...made his Major League debut in relief, April 8 at Los Angeles (AL), pitching a perfect ninth inning, including his first Major League strikeout (Robb Quinlan).
- Optioned to Triple-A Rochester April 14, when the Twins selected Ron Mahay's contract...did not make an appearance for the Red Wings and was recalled to Minnesota, April 18, when Jose Mijares was placed in the disabled list.
- Struck out four of ten batters faced in his third appearance, April 18 vs. Kansas City (2.2 scoreless innings pitched).
- Suffered his first career loss, allowing one run (1.1 ip), May 1 at Cleveland.
- Did not allow an earned run in 10 straight appearances (13.2 ip), allowing eight hits, with one walk and eight strikeouts, May 11-June 6.
- Earned his first career victory, June 5 at Oakland...pitched 0.1 inning, getting Daric Barton to flyout to end the eighth inning.
- Posted a 3.12 ERA (8.2 ip, 3 er) in six April games and a 2.40 ERA (15.0 ip, 4 er) in 10 May games.
- Optioned to Triple-A Rochester, July 19...made 14 relief appearances for the Red Wings on the season, going 0-2, 5.49 (19.2 ip, 12 er).
- Recalled and earned his second career win (1.1 ip), September 3, vs. Texas.

AL PITCHING LEADERS

GAMES BY ROOKIE RIGHT-HANDERS IN 2010

1. Neftali Feliz, TEX..... 70
2. Sergio Santos, CWS..... 56
3. Blake Wood, KC..... 51
4. Alfredo Simon, BAL..... 49
5. Alexi Ogando, TEX..... 44
6. Francisco Rodriguez, LAA..... 43
- Kaneko Texeira, SEA/KC
8. Alex Burnett, MIN..... 41

2011 PLAYERS

2009: Began season at Single-A Ft. Myers...saved four games for the Miracle with his first coming, April 15 vs. Jupiter...recorded first win in relief, May 3 vs. Charlotte...did not allow a run in his final 10 appearances, giving up three hits and two walks during that span...led club in batting-average-against (.175)...posted an ERA of 1.99 (22.2 ip, 5 er) with 26 strikeouts before being transferred to Double-A New Britain, June 3...first save for the Rock Cats, July 1 at Portland...first win, July 10 vs. Binghamton, tossing 1.1 scoreless inning...converted eight straight save opportunities, July 17 to the end of the season...combined to hold righthanders to a batting average of .150 (17-for-113) while lefthanders hit .206 (33-for-160) at both levels...played in the Arizona Fall League with the Mesa Solar Sox, saving three games, while posting a 3.38 ERA (10.2 ip, 4 er) in 10 games.

2008: Spent entire season at Single-A Ft. Myers...pitched in 28 games (25 starts) for the Miracle...won his first game, April 23 at Tampa, starting a three-game win-streak which spanned to May 14...won three times in four starts, May 30-June 19...named Twins' Minor League Player of the Week, June 20-27...season-high of 10 strikeouts, August 21 at Lakeland...led the club in innings pitched with 143.2.

2007: Spent entire season at Single-A Beloit...pitched a 6.0-inning complete game, May 28 at Quad Cities...went 2-2, 2.70 (36.2 ip, 11 er) in six starts in May...went 2-1, 1.50 (30.0 ip, 5 er) in five starts in July...won three straight starts, August 16-26...selected to the Midwest League All-Star Team...finished tied for third in Midwest League in innings pitched and was fifth in ERA...tied for first on the club in wins and was second in strikeouts...held lefthanded batters to a .191 (46-for-241) batting average.

2006: Spent entire season at Rookie-level Elizabethton...did not allow a run in his first two starts (13.0 ip), allowing four hits while striking out six...tossed a 7.0-inning complete game shutout, June 29 at Bluefield...had season-high nine strikeouts, August 5 at Greeneville...made 13 appearances for Elizabethton, all starts...was the Twins short season leader in strikeouts with 71.

2005: Made his first professional appearance, June 27 vs. GCL Red Sox...made first professional start, July 15 at GCL Reds, tossing 3.0 innings, allowing two runs on four hits...recorded first professional win, July 21 at GCL Pirates, allowing four runs (three earned) on eight hits in 5.2 innings...went 4-1 in his final seven starts.

PROFESSIONAL: Signed by scout John Leavitt.

BURNETT'S GAME HIGHS

2010			CAREER	
IP: 3.1, 7/9 at Det.	Walks: 4, 5/1 at Cle.		IP: 3.1, 7/9/10 at Det.	Walks: 4, 5/1/10 at Cle.
SO: 4, 4/18 vs. K.C.	CG: - -	SO: 4, 4/18/10 vs. K.C.	CG: - -	
Win-Streak: 1, 2x, last 9/3	Low-Hit: - -	Win-Streak: 1, 2x, last 9/3/10	Low-Hit: - -	

BURNETT'S PITCHING RECORD

YEAR	CLUB	W-L	ERA	G	GS	CG	SH	SV	IP	H	R	ER	HR	HB	BB	SO	WP	BK	BAA
2005	GCL Twins	4-2	4.10	13	8	0	0	0	48.1	50	25	22	6	7	14	33	1	0	.267
2006	Elizabethton	4-3	4.04	13	13	1	1	0	71.1	66	41	32	6	6	13	71	1	1	.242
2007	Beloit	9-8	3.02	27	27	1	0	0	155.0	140	60	52	9	10	38	117	6	1	.239
2008	Ft. Myers	8-6	3.76	28	25	0	0	0	143.2	151	72	60	12	5	36	84	7	0	.269
2009	Ft. Myers	2-1	1.99	18	0	0	0	4	22.2	14	6	5	0	1	7	26	0	0	.175
	New Britain	1-2	1.79	40	0	0	0	9	55.1	36	14	11	2	3	19	52	1	0	.187
2010	Rochester	0-2	5.49	14	0	0	0	2	19.2	26	12	12	1	0	8	18	2	0	.329
	MINNESOTA	2-2	5.29	41	0	0	0	0	47.2	52	28	28	6	2	23	37	2	2	.287
Minor League Totals		28-24	3.38	153	73	2	1	15	516.0	483	230	194	36	32	135	401	18	2	.247
Major League Totals		2-2	5.29	41	0	0	0	0	47.2	52	28	28	6	2	23	37	2	2	.287

BURNETT'S FIELDING RECORD

POSITION	PCT	G	PO	A	E	TC	DP	PB
Pitcher	.857	41	1	5	1	7	0	—



◀ ALEX BURNETT

Led all A.L. rookie relievers in ERA (3.60) prior to the All-Star Break (minimum 30.0 innings pitched).

TWINS PITCHERS IN THEIR MAJOR LEAGUE DEBUT

PLAYER	CLUB	DATE	OPP	DEC	IP	H	R	ER	HR	BB	SO
Scott Baker	MIN	5/7/05	at TB	ND	1.0	1	0	0	0	0	0
Yorman Bazardo	FLA	5/26/05	NYM	ND	1.2	5	5	4	0	2	2
Nick Blackburn	MIN	9/3/07	CLE	ND	1.0	1	0	0	0	0	0
Alex Burnett	MIN	4/8/10	at LAA	ND	1.0	0	0	0	0	0	1
Matt Capps	PIT	9/16/05	CIN	ND	1.0	2	1	1	0	0	2
Brian Duensing	MIN	4/10/09	at CWS	ND	3.0	2	2	2	1	0	1
Phil Dumatrait	CIN	8/2/07	at WAS	L	3.1	8	6	6	0	3	3
Eric Hacker	SF	9/22/09	CIN	ND	1.0	3	2	2	0	0	0
Jim Hoey	BAL	8/23/06	MIN	ND	0.1	0	0	0	0	1	1
Dusty Hughes	KC	9/6/09	LAA	ND	4.1	1	0	0	0	2	5
Chuck James	ATL	9/28/05	COL	ND	2.0	1	1	1	0	1	3
Francisco Liriano	MIN	9/5/05	TEX	ND	1.0	1	1	1	1	0	2
Jeff ManSHIP	MIN	8/15/09	CLE	ND	1.0	0	0	0	0	0	1
Jose Mijares	MIN	9/13/08	at BAL	ND	1.0	0	0	0	0	0	1
Joe Nathan	SF	4/21/99*	FLA	W	7.0	4	0	0	0	3	4
Pat Neshek	MIN	7/7/06	at TEX	ND	2.0	1	0	0	0	0	1
Carl Pavano	MON	5/23/98*	PHI	ND	7.0	3	2	1	1	0	6
Glen Perkins	MIN	9/21/06	at BOS	ND	1.1	0	0	0	0	0	1
Anthony Slama	MIN	7/21/10	CLE	ND	1.0	1	0	0	0	0	2
Kevin Slowey	MIN	6/1/07*	at OAK	ND	6.0	5	1	1	1	2	3
Anthony Swarzak	MIN	5/23/09*	MIL	W	7.0	5	0	0	0	2	3

* - started the game

List includes non-roster invites

DREW BUTERA

CATCHER

Height: 6-1

Bats: R

Born: 8/9/83 in Evansville, IL

Resides: Lake Mary, FL

Acquired: Trade with New York (NL), 7/30/07

M.L. Service: 1 year

Contract Status: Signed thru 2011

Weight: 195

Throws: R

Opening Day Age: 27



41

PERSONAL: Andrew Edward Butera...2002 graduate of Bishop Moore (FL) High School where he played baseball and golf...attended the University of Central Florida...was a semi-finalist for the Johnny Bench Award in 2005, given to the nation's top collegiate catcher...father Sal, who is now a Major League scout for Toronto, played in the Major Leagues from 1980-88, including with the Twins from 1980-82 and 1987.

2010:

- Made the Twins Opening Day roster as the club's back-up catcher and spent the full season with the big league club...made his Major League debut, starting at catcher and batting ninth, April 9 at Chicago (AL).
- Singled off Mitch Talbot for first career hit, April 22 vs. Cleveland.
- Recorded first Major League rbi with a two-run single off Kevin Millwood, May 8 vs. Baltimore.
- Hit first Major League home run, a 10th inning pinch-hit solo homer off Chad Durbin, June 19 at Philadelphia...it was one of two pinch-hit homers in the game (Thome in 9th inning).
- Hit second Major League home run off Jeff Niemann, August 3 at Tampa Bay.
- Started seven consecutive games at catcher for the Twins, August 1-7...Twins pitchers posted an ERA of 3.66 (64.0 ip, 26 er) with 66 strikeouts and an opponent batting average of .215 (49-for-228) during that span.
- Batted .157 (8-for-51) before the All-Star break and .220 (20-for-91) after the break.
- Caught Carl Pavano's starts from July 11-September 10 and helped the right-hander go 7-5, 3.31 (87.0 ip, 32 er) with four complete games (one shutout) in 12 starts.
- Had five two-hit games on the season: July 25 at Baltimore, July 27 at Kansas City, August 3 at Tampa Bay, September 21 vs. Cleveland and September 29 at Kansas City.
- Threw out 14 of 35 runners attempting to steal, giving opposing runners a 60.0% success rate, the lowest of any rookie catcher in baseball (minimum of 350.0 innings caught).
- Tied for 13th on the All-Time list for lowest stolen base percentage for a rookie catcher (60.0%) and ninth All-Time for an AL catcher...it was the best ever percentage for a Twins rookie catcher.
- His 394.2 innings caught were the 10th-most by a Twins' rookie catcher in club history...the 14 runners caught stealing were the sixth-most for a Twins rookie catcher.
- Caught five of the Twins nine complete games and caught one of the Twins three shutouts.

2009: Spent entire season at Triple-A Rochester...went 3-for-4 with two rbi, May 6 at Louisville...hit his first Triple-A home run, June 24 vs. Columbus...went 3-for-4 with two doubles, August 10 at Buffalo...batted .256 (22-for-86) vs. lefties and .193 (41-for-212) vs. righties...finished second in the International League in caught stealing percentage, throwing out 40 of 96 (41.7%) potential base-stealers...tied for league lead in passed balls with 14...ranked the top defensive catcher in the International League by *Baseball America*.

2008: Spent entire season at Double-A New Britain...went 2-for-3 with a walk in his first game, April 3...scored a season-high three runs in a 3-for-5 effort, April 12 at Portland...had a season-high four-hit game, June 18 at Portland (two doubles, two runs scored)...hit .462 (30-for-65) over 21 games in June...recorded 11 multi-hit games, including four games with three-or-more hits...appeared in 96 games, including 92 as the Rock Cats catcher...ranked the top defensive catcher in the Eastern League by *Baseball America*.

2007: Began season at Single-A St. Lucie (Mets)...had four consecutive two-hit games, going 8-for-19 (.421), May 29-June 3...season-high three rbi, May 30 vs. Vero Beach...homered in consecutive games, May 30-31...promoted to Double-A Binghamton, June 22...hit safely in eight of nine games, June 27-July 7...was 7-for-19 (.368) in five games, July 14-19...acquired by Minnesota along with Dustin Martin, in exchange for second baseman Luis Castillo, July 30...assigned to Double-A New Britain and had season-high six-game hit-streak, going 7-for-20 (.350), August 5-20...tied season-high three hits, August 29 at Binghamton.

2006: Spent entire season at Single-A Hagerstown (Mets)...had season-high five-game hit-streak, May 23-29...went 5-for-5 with a home run and three rbi, June 10 at Delmarva...batted .286 (16-for-56) with three doubles, two home runs and 11 rbi in June...tied season-high three rbi, July 7 vs. Lake County.

2005: Spent entire season at Rookie-Level Brooklyn (Mets)...hit only home run on the season, June 25 vs. Aberdeen...had season-high five-game hit-streak, August 15-19...tied season-high three rbi, August 26 at Staten Island...hit safely in six of seven games, going 9-for-27 (.333), August 30-September 5...season-high three hits, September 1 vs. Staten Island...threw out 29 of 62 (46.8%) runners attempting to steal.

PROFESSIONAL: New York Mets' 5th round pick in June, 2005 First-Year Player Draft...signed by scout John Bunnell...originally drafted in the 48th round of the 2002 First-Year Player Draft by the Toronto Blue Jays.

BUTERA'S GAME HIGHS

2010

Hits: 2, 5x, last 9/29 at K.C.

RBI: 2, 5/8 vs. Bal.

Hit-Streak: 4, 8/3-6

HR: 1, 2x, last 8/3 at T.B.

Grand Slams: --



CAREER

Hits: 2, 5x, last 9/29/10 at K.C.

RBI: 2, 5/8/10 vs. Bal.

Hit-Streak: 4, 8/3-6/10

HR: 1, 2x, last 8/3/10 at T.B.

Grand Slams: --

BUTERA'S PLAYING RECORD

YEAR	CLUB	AVG	G	AB	R	H	2B	3B	HR	RBI	SH	SF	HB	BB	SO	SB	CS	E	OBP
2005	Brooklyn	.217	55	175	13	38	9	1	1	23	1	4	2	22	33	1	0	12	.305
2006	Hagerstown	.186	95	295	24	55	13	0	5	38	5	6	7	42	72	1	0	9	.297
2007	St. Lucie	.258	52	182	22	47	14	0	5	22	0	2	2	24	28	0	1	4	.348
	Binghamton	.188	30	117	7	22	2	0	1	4	1	0	1	2	22	0	0	5	.208
	New Britain	.260	17	50	3	13	3	1	0	3	1	0	0	5	5	0	0	2	.327
2008	New Britain	.219	96	302	39	66	18	1	7	39	4	4	6	35	55	0	1	6	.308
2009	Rochester	.211	99	298	23	63	16	1	2	25	8	3	2	22	49	0	1	7	.268
2010	MINNESOTA	.197	49	142	12	28	6	1	2	13	3	2	4	4	25	0	0	5	.237
Minor League Totals		.214	444	1419	131	304	75	4	21	154	20	19	20	152	264	2	3	45	.296
Major League Totals		.197	49	142	12	28	6	1	2	13	3	2	4	4	25	0	0	5	.237

BUTERA'S FIELDING RECORD

POSITION	PCT	G	PO	A	E	TC	DP	PB
Catcher	.985	47	301	26	5	332	3	4



◀ DREW BUTERA

Opposing runners had just a 60.0% success rate in steal attempts off Butera in 2010...the lowest in baseball (minimum of 350.0 innings caught).

SAVES RULE

Credit a pitcher with a save when he meets all three of the following conditions:

- (1) He is the finishing pitcher in a game won by his club; and
- (2) He is not the winning pitcher; and
- (3) He qualifies under one of the following conditions:
 - (a) He enters the game with a lead of no more than three runs and pitches for at least one inning; or
 - (b) He enters the game with the potential tying run either on base, at bat or on deck; or
 - (c) He pitches effectively for at least three innings.

No more than one save may be credited in each game.

It is considered a 'blown save' when a pitcher who has entered a game in a save situation departs with the save situation no longer in effect because he has given up the lead. If the save situation still exists when he leaves the game, he is not charged with a save opportunity. And, if he has not given up the lead when he leaves the game, even though the save situation may no longer exist, he is not charged with a save opportunity.

MATT CAPPS

55

RIGHT-HANDED PITCHER

Height: 6-2
 Bats: R
 Born: 9/3/83 in Douglassville, GA
 Resides: Douglassville, GA
 Acquired: Trade with Washington, 7/29/10
 M.L. Service: 5 years, 17 days
 Contract Status: Signed thru 2011

Weight: 245
 Throws: R
 Opening Day Age: 27



PERSONAL: Matthew Dicus Capps...wife Jennifer (Martin)...2002 graduate of Alexander (GA) High School...lettered in four sports: baseball, basketball, football and cross country...prior to signing with Pittsburgh, he signed a Letter of Intent to play baseball at LSU...played for Team Georgia and won the Sun Belt Classic (played in Oklahoma) along with Major Leaguers Brian McCann (Atlanta) and Jeff Francoeur (New York Mets) in 2001.

2010:

- Started the season with the Washington Nationals after signing as a free agent, January 8...earned his first save with the Nationals, April 8 vs. Philadelphia...allowed just one earned run in his first 11 appearances (14.1 ip) for an ERA of 0.63 during that span.
- Converted his first 16 saves...suffered first blown save, May 23 vs. Baltimore.
- Won three consecutive appearances, July 1-6, beating the Mets (twice) and Padres...pitched the ninth inning in each game as the Nationals won all three games in walk-off fashion.
- Was named to the National League All-Star team (first career), retiring the only batter he faced (David Ortiz), and earned the win.
- He became the first National League pitcher to be named the winner of an All-Star game since John Smoltz in 1996.
- Acquired by Minnesota along with cash, in exchange for catcher Wilson Ramos and pitcher Joe Testa, July 29...ranked fourth in the National League with 26 saves at the time of the trade...35 of his 47 appearances with the Nationals were scoreless.
- Converted his first save with Minnesota with a scoreless ninth inning, July 30 vs. Seattle.
- Suffered his first blown save with the Twins, allowing one run on two hits in the ninth inning, August 4 at Tampa Bay...Twins beat the Rays 2-1 in 13 innings.
- Earned his first win with Minnesota, striking out three of five batters faced, August 5 at Tampa Bay.
- Earned his 15th save with the Twins, September 21 vs. Cleveland after recording 26 saves with the Nationals...according to the Elias Sports Bureau, he became just the third pitcher to record 15-or-more saves for two different clubs in the same season, joining Jeff Shaw in 1998 (Reds and Dodgers) and Bob Wickman in 2006 (Indians and Braves).
- Converted 12 consecutive saves, August 18-September 29...allowed 13 hits, two extra-base hits, struck out 12 and walked four in that time.
- Twins were 24-3 in the 27 games in which he appeared...gave up just one home run allowed while with Minnesota (Alexei Ramirez - August 17).
- Finished with a career-high 42 saves between the Nationals and Twins and the highest save percentage (87.5%) of his career.
- His 74 games were the most since he had 76 with Pittsburgh in 2007...his 59 strikeouts were also his best since 2007 when he had 64.
- Was one of four Major League pitchers with 70-or-more games and 40-or-more saves (Cordero - CIN, Feliz - TEX, Wilson - SF).
- Was one of just 27 different pitchers in baseball history to pitch in 70-plus games, collect 40-plus saves and post a save percentage of 87.0%-or-higher in a single season.

MLB PITCHING LEADERS

SAVES IN 2010

1. Brian Wilson, SF	48
2. Heath Bell, SD	47
3. Rafael Soriano, TB	45
4. Joakim Soria, KC	43
5. Matt Capps, WAS/MIN	42

2009: Recorded a career-high 27 saves in his final season with Pittsburgh...earned the save on Opening Day, April 6 at St. Louis...ranked 10th in the National League in saves...successfully converted 27 of his 32 save opportunities...went 15-for-15 in save opportunities from May 16-July 31...issued just 14 unintentional walks, the seventh-fewest in the Majors among 28 closers to record 20-plus saves.

2008: Started the season with Pittsburgh and earned 21 saves, converting his first 15 save opportunities of the season before suffering his first blown save, June 10 vs. Washington...placed on the disabled list, July 2 with right shoulder bursitis...reinstated from disabled list, August 23...converted all four save opportunities with a 2.70 ERA in 12 appearances in his return from the disabled list...earned his 20th save, September 20 vs. Houston...walked just three batters in his final 48 appearances (53.0 ip), since issuing two walks on Opening Day, March 31 vs. Atlanta.

2007: Spent his second full season at the Major League level with the Pirates...first Major League hit, an infield single, April 8 at Cincinnati off Todd Coffey...was ejected for the first time in his career and later suspended for four games for hitting Prince Fielder with a pitch, May 3 at Milwaukee (suspension was later reduced to three games)...earned two saves in both games of a double-header, August 28 vs. Cincinnati, the first Pirates pitcher to accomplish that since Kent Tekulve, July 22, 1979 vs. Atlanta...was named the Pirates closer, June 1 and converted 18 of 20 save opportunities...ranked fifth among NL relievers in ERA (minimum of 70.0 innings pitched)...held right-handed batters to a batting average of .181...issued just six unintentional walks all season...33 of his final 36 appearances were scoreless.

2006: Made the Pirates Opening Day roster for the first time in his career...earned his first Major League victory, May 12 vs. Florida...earned his first save, retiring the side in-order in the ninth inning, July 17 vs. Colorado...walked in his first career plate appearance, May 29 vs. Milwaukee...his 13 holds ranked eighth among MLB rookies and sixth in the National League...led all MLB rookies and ranked second in the National League with 85 appearances, setting a Pirates rookie record...finished the season 9-1, winning each of his final eight decisions...ranked Pittsburgh's 10th-best prospect in the organization by *Baseball America*.

2011 PLAYERS


2005: Started the season with Single-A Hickory...shifted to the bullpen and combined to go 3-6 with 21 saves and a 2.44 ERA in 52 combined relief appearances with Hickory and Double-A Altoona...14 of 21 saves came with Hickory...transferred to Altoona, August 1...pitched in the postseason with Altoona and Triple-A Indianapolis before having his contract selected by the Pirates, September 16...made his Major League debut, in the first game of a double-header, September 16 vs. Cincinnati, allowing one run in 1.0 inning with a strikeout (Austin Kearns).

2004: Combined to go 5-8 with a 6.31 ERA in 23 games (19 starts) for Hickory and Single-A Williamsport...transferred from Hickory to Williamsport, June 18.

2003: Spend a majority of the season with GCL Pirates...made 10 starts and posted a 1.87 ERA in those games...was named to the GCL All-Star team...won his final four decisions with GCL.

2002: Spent his first professional season with GCL Pirates...posted a 0.69 ERA in seven appearances...was the winner in his professional debut, July 23 vs. GCL Orioles...earned his first professional, August 12 vs. GCL Red Sox, tossing 3.0 innings.

PROFESSIONAL: Drafted by Pittsburgh in the 7th round of the 2002 First-Year Player Draft...signed by scout Jack Powell.

CAPPS' GAME HIGHS			
2010		CAREER	
IP: 2.0, 2x, last 5/5 vs. Atl.	Walks: 2, 3x, last 8/3 at T.B.		IP: 3.0, 5/24/08 vs. CHC.
SO: 4, 4/24 vs. LAD.	CG: - -		SO: 4, 2x, last 4/24/10 vs. LAD.
Win-Streak: 5, 7/1-10/2	Low-Hit: - -		CG: - -
			Win-Streak: 10, 6/11/06-4/30/07
			Low-Hit: - -

CAPPS' PITCHING RECORD																			
YEAR	CLUB	W-L	ERA	G	GS	CG	SH	SV	IP	H	R	ER	HR	HB	BB	SO	WP	BK	BAA
2002	GCL Pirates	1- 0	0.69	7	0	0	0	1	13.0	13	2	1	0	1	6	8	1	0	.271
2003	GCL Pirates	5- 1	1.87	10	10	1	0	0	62.2	40	16	13	1	5	9	54	1	0	.178
	Lynchburg	0- 0	5.40	1	1	0	0	0	5.0	3	3	3	0	0	4	5	0	0	.167
2004	Williamsport	3- 5	4.85	11	11	0	0	0	65.0	84	43	35	7	2	4	33	1	0	.312
	Hickory	2- 3	10.07	12	8	0	0	0	42.0	82	55	47	8	5	16	27	0	0	.400
2005	Hickory	3- 4	2.52	35	0	0	0	14	53.2	47	15	15	0	2	5	39	2	0	.239
	Altoona	0- 2	2.70	17	0	0	0	7	20.0	21	8	6	2	0	1	26	0	1	.250
	PITTSBURGH	0- 0	4.50	4	0	0	0	0	4.0	5	2	2	0	1	0	3	0	0	.333
2006	PITTSBURGH	9- 1	3.79	85	0	0	0	1	80.2	81	37	34	12	3	12	56	4	0	.266
2007	PITTSBURGH	4- 7	2.28	76	0	0	0	18	79.0	64	22	20	5	3	16	64	1	0	.220
2008	PITTSBURGH	2- 3	3.02	49	0	0	0	21	53.2	47	20	18	5	2	5	39	0	0	.234
	GCL Pirates	0- 0	0.00	2	2	0	0	0	2.0	2	1	0	0	0	0	2	0	0	.222
	Altoona	0- 0	0.00	3	0	0	0	0	3.0	0	0	0	0	0	1	5	0	0	.000
	Indianapolis	0- 0	0.00	1	0	0	0	0	1.2	0	0	0	0	0	3	1	0	0	.000
2009	PITTSBURGH	4- 8	5.80	57	0	0	0	27	54.1	73	36	35	10	3	17	46	0	0	.324
2010	WASHINGTON	3- 3	2.74	47	0	0	0	26	46.0	51	20	14	5	0	9	38	0	0	.274
	MINNESOTA	2- 0	2.00	27	0	0	0	16	27.0	24	7	6	1	0	8	21	1	0	.247
	Minor League Totals	14-15	4.03	99	32	1	0	22	268.0	292	143	120	18	15	49	200	5	1	.273
	American League Totals	2- 0	2.00	27	0	0	0	16	27.0	24	7	6	1	0	8	21	1	0	.247
	National League Totals	22-22	3.48	318	0	0	0	93	317.2	321	137	123	37	12	59	246	5	0	.263
	Major League Totals	24-22	3.37	345	0	0	0	109	344.2	345	144	129	38	12	67	267	6	0	.262

CAPPS' FIELDING RECORD								
POSITION	PCT	G	PO	A	E	TC	DP	PB
Pitcher	.943	345	14	36	3	53	2	—

CAPPS' BATTING RECORD																
BATTING	AVG	AB	R	H	2B	3B	HR	RBI	SH	SF	HB	BB	SO	SB	CS	OBP
Career	.200	5	1	1	0	0	0	0	0	0	0	1	3	0	0	.533

CAPPS' ALL-STAR GAME RECORD																			
YEAR	HOST	W-L	ERA	G	GS	CG	SH	SV	IP	H	R	ER	HR	HB	BB	SO	WP	BK	BAA
2010	Los Angeles (AL)	1-0	0.00	1	0	0	0	0	0.1	0	0	0	0	0	0	1	0	0	.000

CAPPS' DIVISION SERIES RECORD																			
YEAR	OPPONENT	W-L	ERA	G	GS	CG	SH	SV	IP	H	R	ER	HR	HB	BB	SO	WP	BK	BAA
2010	New York (AL)	0- 0	9.00	1	0	0	0	0	1.0	2	1	1	0	0	0	0	0	0	.400

ALEXI CASILLA

12

INFIELDER

Height: 5-9

Bats: S

Born: 7/20/84 in San Cristobal, DR

Resides: San Cristobal, DR

Acquired: Trade with Los Angeles (AL), 12/9/05

M.L. Service: 3 years, 38 days

Contract Status: Signed thru 2011

Weight: 185

Throws: R

Opening Day Age: 26



PERSONAL: Alexi Lora Casilla (pronounced kuh-SEE-ya)...wife Dalkis (Febriel)...son Alexi Jr. (10/15/09)...2003 graduate of Enedia Puello Renville (DR) High School.

2010:

- Made the Twins Opening Day roster for the second time in his career and second time in as many seasons.
- Played 3.0 innings in center field, making the first outfield appearance of his career, May 23 vs. Milwaukee...recorded one putout.
- Placed on the disabled list and had surgery to remove bone chips in right elbow, June 1-July 21...played in 14 rehab games with GCL Twins, Ft. Myers and New Britain.
- Became Twins regular second baseman after the club placed Orlando Hudson on the disabled list, July 25...batted .296 (8-for-27) with seven runs scored, two triples, one home run and five rbi in his first six games in that role.
- Scored three runs and drove in three runs, going 2-for-4 with a triple, July 26 at Kansas City.
- First home run of the season, July 30 vs. Seattle...finished July batting .321 (9-for-28) in seven games.
- Had first career four-rbi game, going 2-for-5 with a double, August 6 at Cleveland...doubled five times in seven games, August 5-14.
- Played in 61 games in the field for the Twins, 30 at shortstop (20 starts), 24 at second base (16 starts), six at third base (one start) and one in center field.
- Posted two three-hit games on the season: July 25 at Baltimore and September 22 vs. Cleveland.
- Had game-winning walk-off single, driving in two runs in the bottom of the ninth, October 2 vs. Toronto...tied a season and career-high with four rbi in the game.
- Played in the Dominican Winter Leagues with Gigantes del Cibao, batting .303 (47-for-155) with five doubles, two triples, two home runs, 18 rbi and 17 walks in 40 games.

TWINS BATTING LEADERS

GAME-WINNING RBI SINCE 2008

	HITS/PA'S
1. Justin Morneau	35/1650
2. Jason Kubel	34/1677
3. Delmon Young	28/1652
4. Michael Cuddyer	27/1604
5. Joe Mauer	25/1823
6. Denard Span	20/1792
7. Alexi Casilla	9/863

2009: Made the Twins Opening Day roster for the first time in his career as the Twins starting second baseman...hit walk-off single, April 7 vs. Seattle off Brandon Morrow...hit safely in four of his first five games, including a three-hit game, April 10 at Chicago (AL)...optioned to Triple-A Rochester, May 6...played in 20 games for the Red Wings, batting .316 (25-for-79) with three triples, eight rbi, five walks and six stolen bases before being recalled by Minnesota, May 29...went 3-for-5 with a double and rbi, June 5 vs. Baltimore...had 13-game hit-streak going 19-for-52 (365), May 29-June 11...career-high 14-game hit-streak, going 21-for-56 (.375) with four doubles and 11 rbi, June 20-July 7...hit safely in 10 of 11 games, going 18-for-50 (.360), July 9-23...placed on 15-day disabled list with torn ligament in right thumb, July 30...reinstated from the disabled list, August 21 (missed 20 games)...hit his fifth home run of the season, August 23 at Los Angeles (AL) off Jon Garland...went 2-for-4 with a home run, three rbi and two runs scored, August 31 at Oakland...recorded his 10th three-hit game of the season (3-for-4), September 10 vs. Kansas City...hit his seventh home run, a ninth-inning two-run game tying home run off Tampa's Dan Wheeler, September 18 (triggered a five-run ninth that led to a Twins 11-8 win)...game-winning walk-off rbi-single in the bottom in the 10th vs. Chicago (AL) on September 25 off Bobby Jenks, moving the Twins into first place with three games to play...started 93 games for the Twins including 92 at second base and one at shortstop...his 50 rbi were the most for a Twins second baseman since Todd Walker had 62 in 1998...winner of the Charles O. Johnson Award, given to the Most Improved Twin.

2008: Began season at Triple-A Rochester and hit safely in each of his first three games (4-for-13)...appeared in 32 games, making 19 starts at shortstop and 10 at second base before being recalled, May 11...hit first Major League home run off Scott Feldman and first career three rbi game, May 19 vs. Texas...drove in two more runs the following day vs. Texas, as he went 2-for-4 with a walk...hit safely in five consecutive games, going 8-for-22 (.364), May 22-27...went 3-for-5 with a double and rbi, June 5 vs. Baltimore...had 13-game hit-streak going 19-for-52 (365), May 29-June 11...career-high 14-game hit-streak, going 21-for-56 (.375) with four doubles and 11 rbi, June 20-July 7...hit safely in 10 of 11 games, going 18-for-50 (.360), July 9-23...placed on 15-day disabled list with torn ligament in right thumb, July 30...reinstated from the disabled list, August 21 (missed 20 games)...hit his fifth home run of the season, August 23 at Los Angeles (AL) off Jon Garland...went 2-for-4 with a home run, three rbi and two runs scored, August 31 at Oakland...recorded his 10th three-hit game of the season (3-for-4), September 10 vs. Kansas City...hit his seventh home run, a ninth-inning two-run game tying home run off Tampa's Dan Wheeler, September 18 (triggered a five-run ninth that led to a Twins 11-8 win)...game-winning walk-off rbi-single in the bottom in the 10th vs. Chicago (AL) on September 25 off Bobby Jenks, moving the Twins into first place with three games to play...started 93 games for the Twins including 92 at second base and one at shortstop...his 50 rbi were the most for a Twins second baseman since Todd Walker had 62 in 1998...winner of the Charles O. Johnson Award, given to the Most Improved Twin.

2007: Began season at Triple-A Rochester...recalled April 10 and appeared in 13 games before being optioned back to Rochester, May 1...hit safely in six of seven games, going 10-for-28 (.357), May 4-9...had six-game hit-streak, going 9-for-21 (.429), May 14-19...had seven-game hit-streak, going 13-for-29 (.448), June 8-15...had four-hit game (including three doubles), June 17 at Louisville...had eight-game hit-streak, going 14-for-36 (.389), July 12-19...finished hitting .337 (32-for-95) vs. lefties at Rochester...recalled, July 31...had three-hit game, August 14 at Seattle...had a career-high four hits September 3 vs. Cleveland.

2006: Started the season at Single-A Ft. Myers...had a nine-game hit-streak, April 6-14, and went on to hit safely in 19 of his first 20 games...finished April hitting .286 with five stolen bases...went 37-for-113 (.327) in May and stole 12 bases...hit safely in 20 of his final 22 games with the Miracle before being promoted to Double-A New Britain, July 14...hit safely in his first seven games with the Rock Cats posting a .355 average

2011 PLAYERS

during the stretch...his only home run of the year came July 24 vs. Trenton...stole a season-high three bases on two occasions, including July 27 when he singled and walked three times...hit .302 vs. lefties while at New Britain and grounded into just one double play in 45 games...posted a .442 batting average (19-for-43) with runners in scoring position...earned a September call up and appeared in his first Major League game as a pinch-hitter September 1 at New York (AL)...recorded first Major League hit off Luke Hudson, September 29...won Shery Robertson Award for Twins' Minor League Player of the Year...ranked fastest baserunner, best defensive second baseman and most exciting player in the Florida State League by *Baseball America*...ranked 15th-best prospect in the Eastern League and 18th-best prospect in the Florida State League by *Baseball America*...ranked seventh-best prospect in the Twins' organization by *Baseball America* entering the 2007 season.

2005: Appeared in seven games for Double-A Arkansas from April 9-26...promoted to Triple-A Salt Lake on April 30...had three multi-hit games including back-to-back 2-for-4 games, May 1-2...spent the majority of the season with Single-A Cedar Rapids...hit safely in 16 of 17 games from May 27-June 15...during the span, went 28-for-73 (.384) with nine stolen bases...had a season high 22-game hit-streak from July 10-August 5 where he hit .463 (38-for-82), including a 5-for-5 game, July 30 vs. Dayton...finished with a .345 average at home with Cedar Rapids...acquired from Los Angeles (AL) in exchange for pitcher J.C. Romero, December 9.

2004: Started the season in the Arizona League and hit safely in seven of his first eight games before being promoted to Cedar Rapids on July 4...hit safely in five of nine games before rejoining the AZL Angels...had three-or-more hits on three occasions...was second in league in stolen bases.

2003: Played 33 games in the Dominican Summer League...stole 28 bases in 30 attempts.

PROFESSIONAL: Signed by Los Angeles (AL) as non-drafted free agent, February 21, 2003...signed by scout Leo Perez.

CASILLA'S GAME HIGHS

2010	CAREER
Hits: 3, 2x, last 9/22 vs. Cle.	Hits: 4, 9/3/07 vs. Cle.
HR: 1, 7/30 vs. Sea.	HR: 1, 8x, last 7/30/10 vs. Sea.
RBI: 4, 2x, last 10/2 vs. Tor.	RBI: 4, 2x, last 10/2/10 vs. Tor.
Grand Slams: --	Grand Slams: --
Hit-Streak: 4, 2x, last 8/4-7	Hit-Streak: 14, 6/20-7/7/08



CASILLA'S PLAYING RECORD

YEAR	CLUB	AVG	G	AB	R	H	2B	3B	HR	RBI	SH	SF	HB	BB	SO	SB	CS	E	OBP
2003	DSL Angels	.298	33	124	21	37	3	2	0	15	2	0	4	16	14	28	2	7	.396
2004	AZL Angels	.258	45	163	29	42	1	4	0	10	2	2	4	15	10	24	8	6	.332
	Provo	.333	4	12	4	4	1	1	0	1	0	0	1	4	0	1	0	1	.529
	Cedar Rapids	.310	9	29	6	9	2	1	0	1	0	0	0	5	4	1	1	2	.412
2005	Arkansas	.211	7	19	4	4	0	0	0	4	0	0	0	2	3	1	1	3	.286
	Salt Lake	.256	13	39	3	10	0	0	0	1	4	0	0	3	6	1	1	2	.310
	Cedar Rapids	.325	78	308	62	100	11	3	3	17	3	1	6	29	31	47	12	15	.392
2006	Ft. Myers	.331	78	323	56	107	12	6	0	33	3	1	2	30	36	31	6	16	.390
	New Britain	.294	45	170	28	50	10	1	1	13	7	0	4	18	20	19	4	5	.375
	MINNESOTA	.250	9	4	1	1	0	0	0	0	0	0	0	2	1	0	0	0	.500
2007	Rochester	.269	84	320	53	86	13	1	3	20	6	1	4	34	50	24	12	10	.345
	MINNESOTA	.222	56	189	15	42	5	1	0	9	5	1	0	9	29	11	1	10	.256
2008	Rochester	.219	32	96	11	21	3	0	0	2	4	1	2	18	18	4	3	5	.350
	Beloit	.571	2	7	2	4	0	0	0	1	0	0	0	2	1	0	1	0	.667
	MINNESOTA	.281	98	385	58	108	15	0	7	50	13	6	2	31	45	7	2	12	.333
2009	MINNESOTA	.202	80	228	25	46	7	3	0	17	2	1	3	22	36	11	0	5	.280
	Rochester	.340	40	156	21	53	3	4	2	17	2	2	0	11	23	9	6	6	.379
2010	GCL Twins	.143	5	14	1	2	1	0	0	0	0	0	0	3	0	0	0	1	.294
	Ft. Myers	.167	3	12	0	2	0	0	0	1	0	0	0	2	2	1	1	0	.286
	New Britain	.350	6	20	1	7	0	0	0	0	0	0	0	3	1	1	0	0	.435
	MINNESOTA	.276	69	152	26	42	7	4	1	20	4	1	0	13	17	6	1	5	.331
	Minor League Totals	.297	484	1812	302	538	60	23	9	136	33	8	27	195	219	192	58	77	.372
	Major League Totals	.249	312	958	125	239	34	8	8	96	24	9	5	77	128	35	4	32	.306

CASILLA'S FIELDING RECORD

POSITION	PCT	G	PO	A	E	TC	DP	PB
Second Base	.975	247	456	623	28	1107	159	—
Shortstop	.968	41	37	83	4	124	20	—
Third Base	1.000	6	1	2	0	3	0	—
Outfield	1.000	1	1	0	0	1	0	—
Totals	.974	304	495	708	32	1235	179	—

CASILLA'S DIVISION SERIES RECORD

YEAR	OPPONENT	AVG	G	AB	R	H	2B	3B	HR	RBI	SH	SF	HB	BB	SO	SB	CS	E	OBP
2009	New York (AL)																		DID NOT PLAY
2010	New York (AL)																		DID NOT PLAY

RAY CHANG

INFIELDER

Height: 6-0

Bats: R

Born: 8/24/83 in Kansas City, MO

Resides: Leawood, KS

Acquired: Signed as free agent, 12/17/10

M.L. Service: None

Contract Status: Signed thru 2011

Weight: 210

Throws: R

Opening Day Age: 27



86

PERSONAL: Raymond Bo-Shue Chang...2001 graduate of Rockhurst High School...2005 graduate of Rockhurst (KS) University with a degree in International Business.

2010:

- Spent the season with Double-A Portland, after signing with the Red Sox as a minor league free agent, January 6.
- Posted two nine-game hitting streaks: April 19-28 and August 6-17.
- Batted .310 (31-for-100) with 16 rbi and 12 runs scored in 26 June games...batted .304 (90-for-296) before the All-Star break.
- Season-high of four hits on three separate occasions: June 9 at Erie, July 2 at Binghamton and July 28 at Binghamton.
- Hit .289-or-higher in every month of the season (.302 in April, .299 in May, .310 in June, .290 in July and .289 in August).
- Placed on the disabled list, with a fractured finger on his right hand, missing the rest of the season, August 30.
- Was named Best Defensive Third Baseman in the Eastern League by *Baseball America*.

2009: Began the season with Single-A Lynchburg...hit safely in 15 straight games, April 22-May 24...batted .452 (19-for-42) with six doubles, 15 rbi and 11 runs scored in 11 May games...batted .367 (22-for-60) against left-handed pitching at Lynchburg...recorded 11 multi-hit games, including two three-hit games...drove in 28 runs in 122 at-bats and 36 games...transferred to Double-A Altoona, July 4...appeared as a pitcher, July 7 vs. Erie, tossing 1.0 perfect inning...batted .333 (20-for-60) with two home runs, 11 rbi and 15 runs scored in 17 games in August...batted .373 (31-for-83) against right-handed pitching...batted .297 (74-for-249) with 23 doubles, 47 rbi, 44 runs scored and 29 walks (all career-highs) between both levels on the season...batted .455 (5-for-11) in three games for China in the World Baseball Classic.

2008: Began the season with Double-A San Antonio (formerly located in Mobile, AL) and played in 22 games for the Missions...made a pitching appearance, April 28 at Midland, tossing 1.0 scoreless inning...transferred to Triple-A Portland, May 17 and played in eight games for the Beavers, collecting one hit in 10 at-bats with two walks...transferred to San Antonio, June 1, then released from the Padres organization, June 4...signed with Pittsburgh, June 16 and reported to Double-A Altoona...played in five games for the Curve before two season-ending trips to the disabled list with bone spurs in his right elbow.

2007: Began the season with Single-A Lake Elsinore...batted .304 (17-for-56) with one home run and eight rbi in 21 games with the Storm...transferred to Triple-A Portland, May 25...batted .269 (87-for-323) with four home runs and 42 rbi for the Beavers.

2006: Transferred through five different levels of the Padres' organization throughout the season: AZL Padres, Single-A Eugene, Triple-A Portland, Single-A Ft. Wayne and Double-A Mobile...only logged games at Ft. Wayne, Mobile and Portland, batting .263 (40-for-152) with four home runs and 12 rbi between all three.

2005: Played in his first professional season and batted .192 (10-for-52) with four rbi in 18 games between Rookie-level Peoria and Lake Elsinore.

PROFESSIONAL: Signed by San Diego as a non-drafted free agent, July 4...signed by scout Hank Krause.

CHANG'S PLAYING RECORD

YEAR	CLUB	AVG	G	AB	R	H	2B	3B	HR	RBI	SH	SF	HB	BB	SO	SB	CS	E	OBP
2005	Lake Elsinore	.500	3	4	2	2	0	0	0	0	0	0	0	0	0	0	0	0	.500
	AZL Padres	.167	15	48	9	8	2	0	0	4	0	1	1	5	12	0	0	0	.255
2006	Portland	.222	12	18	2	4	1	1	1	2	2	0	0	1	7	0	0	2	.263
	Ft. Wayne	.286	27	91	19	26	4	0	3	8	0	0	3	16	19	0	1	11	.409
	Mobile	.233	14	43	4	10	3	0	0	2	2	1	0	0	8	0	0	2	.227
2007	Lake Elsinore	.304	21	56	9	17	3	2	1	8	1	1	2	3	6	0	0	2	.355
	Portland	.262	78	267	24	70	17	0	3	34	3	4	6	17	58	1	2	12	.316
2008	San Antonio	.262	22	65	8	17	10	0	0	4	1	0	2	8	8	0	0	0	.360
	Portland	.100	8	10	1	1	0	0	0	0	0	0	1	2	4	0	0	0	.308
	Altoona	.333	5	6	1	2	1	0	0	0	0	0	0	2	2	0	0	1	.500
2009	Lynchburg	.303	36	122	22	37	9	0	0	28	2	2	4	14	14	1	1	0	.387
	Altoona	.291	41	127	22	37	14	0	2	19	3	2	5	15	16	1	2	1	.383
2010	Portland	.298	116	440	57	131	30	2	9	55	2	2	12	51	64	0	1	6	.384
Minor League Totals		.279	398	1297	180	362	94	5	19	164	14	13	36	134	218	3	7	37	.359

CHANG'S WORLD BASEBALL CLASSIC RECORD

YEAR	CLUB	AVG	G	AB	R	H	2B	3B	HR	RBI	SH	SF	HB	BB	SO	SB	CS	E	OBP
2009	China	.455	3	11	1	5	1	0	1	2	0	0	0	0	2	0	0	1	.455

MICHAEL CUDDYER

OUTFIELDER/INFIELDER

5

Height: 6-2

Bats: R

Born: 3/27/79 in Norfolk, VA

Resides: Ft. Myers, FL

Acquired: 1st round (9th overall), 1997 First-Year Player Draft

M.L. Service: 7 years, 157 days

Contract Status: Signed thru 2011

Weight: 221

Throws: R

Opening Day Age: 32



PERSONAL: Michael Brent Cuddyer (pronounced kuh-DIE-er)...wife Claudia (Rente)...son Casey Jonathan (6/20/08)...1997 graduate of Great Bridge (VA) High School where he also played basketball and football...named to All-State baseball team during junior and senior seasons...set school records for home runs (12), hits (34), and rbi (47) in his junior season...was Virginia's Player of the Year, Gatorade Player of the Year and selected to *USA Today's* All-Star team in 1997...played for USA Junior National Team in 1996-97...was high school teammate of Boston's 1997 first round draft pick John Curtice...dedicates time and service on the Twins Community Fund Board of Directors...was 2006 Carl R. Pohlad (Outstanding Community Service) and Charles O. Johnson (Most Improved Twin) Award winner and the Twins nominee for the Roberto Clemente Award...helped secure \$250,000 grant through the Pepsi Refresh Project to benefit the Rolling Twins and Courage Center.

2010:

- Started the season with a five-game hitting streak...drove in the first run in Target Field history with an rbi-single, April 12 vs. Boston.
- Homered in consecutive games, April 14-15 vs. Boston...had back-to-back three-rbi games, April 15 vs. Boston and April 16 vs. Kansas City.
- Hit his 110th career home run, tying Roy Smalley for 11th place on the Twins All-Time home run list, April 21 vs. Cleveland...passed Smalley on May 3 vs. Detroit, hitting the 111th of his career, moving into sole possession of 11th place.
- Hit .309 (29-for-94) with three home runs and 18 rbi in 23 April games.
- Tied a career-high with three walks, May 21 vs. Milwaukee and May 30 vs. Texas.
- Played 77 games at first base, July 7-October 3, in Justin Morneau's absence (concussion), batting .281 (85-for-302) with 19 doubles, seven home runs 45 rbi and 47 runs scored.
- Hit safely in a career-high 15 straight games, batting .349 (22-for-63) with four doubles, one triple, one home run and eight rbi, July 16-31...the 15 games also marked a team-high in 2010.
- Finished July batting .317 (33-for-104) in 26 games...scored his 500th career run, July 24 at Baltimore.
- Collected his 900th career hit, August 5 at Tampa Bay...became the 10th player in club history with 200-plus doubles in a Twins uniform, August 10 vs. Chicago (AL).
- Hit safely in 12 consecutive games, August 26-September 7...drove in eight runs and scored 11 during that span.
- Was tied for eighth in the American League with 20 rbi in August.
- Tied Roy Smalley for 10th place on the Twins All-Time rbi list with the 485th of his career, August 18 vs. Chicago (AL)...passed Smalley and moved into sole possession of 10th place with his 486th career rbi, August 21 vs. Los Angeles (AL).
- Collected his 500th career rbi, September 5 vs. Texas, becoming the 10th Twin in club history to reach 500-plus rbi in a Twins uniform.
- Homered in back-to-back games, September 19 and 20 vs. Oakland.
- Became the 15th player in Twins history to play in 1,000 career games, October 3 vs. Toronto.
- His seven home runs at Target Field were the third-most by a Twin (Jim Thome - 15, Jason Kubel - 8).
- Was given the Bob Allison Leadership Award (second consecutive) and Mike Augustin Award for "Media Good Guy," voted on by the Twin Cities chapter of the BBWAA.

AL BATTING LEADERS

RBI FOR ACTIVE OUTFIELDERS SINCE 2006

1. Vladimir Guerrero.....	497
2. Torii Hunter.....	463
3. Magglio Ordonez.....	455
4. Bobby Abreu.....	424
5. Nick Markakis.....	422
6. Vernon Wells.....	418
7. Nick Swisher.....	413
8. Alex Rios.....	405
9. Michael Cuddyer.....	401
10. Carl Crawford.....	372

2009: Hit his first home run, April 16 vs. Toronto...seven-game hit-streak, going 10-for-22 (.455), April 28-May 5...homered in three of four games, May 18-22, including homers in three consecutive games, May 20-22 with 10 rbi in those three...had back-to-back four-hit games, May 21 at Chicago (AL) and May 22 vs. Milwaukee when he hit for the cycle, becoming the second Twin to accomplish that feat in 2009 (Kubel, April 17 vs. LAA)...Kubel and Cuddyer became the first teammates to hit for the cycle in the same season since Vladimir Guerrero and Brad Wilkerson of the Expos in 2003...batted .312 (34-for-109) with eight home runs, 26 rbi and 23 runs scored in May...recorded four straight two-hit games, June 16-19...third four-hit game of season, July 20 at Oakland...went 4-for-5 with two home runs, three rbi and three runs scored, August 9 at Detroit...became the first Twin to hit two home runs in one inning, August 23 at Kansas City...fifth career two-homer game (third of the season), September 1 vs. Chicago (AL)...moved from rightfield to first base, September 13 when Justin Morneau went out for the season with a back injury...named American League Player of the Week, batting .292 (7-for-24) with two doubles, five runs scored, 11 rbi, four multi-rbi games and a slugging percentage of .875 in six games, September 14-20...hit 100th career homer, September 14 vs. Cleveland...hit his 30th home run of the season, September 25 at Kansas City...was named the Pepsi Major League Baseball Clutch Performer of the Month for September...hit his 32nd and final home run of the season, October 4 vs. Kansas City...set a Twins monthly record in September/October with 29 rbi between the two months...finished tied for sixth in the American League in extra-base hits (73), ninth in total bases (306), 10th in home runs (32), and 15th in slugging percentage (.520)...was one of 14 players in the Majors this season with over 150 hits, 30 doubles, 30 home runs, 90 runs scored and 90 rbi...he is also one of just six Twins in club history to accumulate those numbers...was given the Charles O. Johnson Award for Most Improved

2008: Hit safely in eight consecutive games, going 11-for-30 (.367), April 4-May 3...disabled with dislocated and lacerated right index finger, April 5-24...recorded two outfield assists, April 25 at Texas...hit safely in six of seven games, going 9-for-26 (.346), May 7-13...was 14-for-37 (.378) in eight games, May 25-June 2...had two outfield assists for the second time, May 30 vs. New York (AL)...disabled with strained tendon in left index finger (retro to June 28), June 30-September 13...began rehab assignment at Triple-A Rochester, August 5...suffered a fracture of the second metatarsal on the left foot during a rehab game at Triple-A Rochester, August 8...reinstated from disabled list, September 13...started as designated hitter September 15 at Cleveland...went 1-for-3 with a double in the tie-breaker game on September 30 at Chicago (AL), one of just two Twins hits.

2007: Had seven-game hit-streak, going 11-for-25 (.440), April 4-12...hit safely in 10 consecutive games, going 13-for-42 (.310), April 14-24...homered in consecutive games, May 13-15 and again May 25-26...was 13-for-25 (.520) in seven games, May 25-June 1...third career four-hit game (first of season) and third career five-rbi game, May 26 vs. Toronto...finished the month of May with a .430 on-base percentage...tied season-high 10-game hit-streak, going 13-for-40 (.325), June 9-19...was 10-for-21 (.476) in six games, July 6-14...fourth career four-hit game (second of season), July 12 vs. Oakland...fifth career four-hit game (third of season), July 18 vs. Detroit...placed on 15-day disabled list with a sprained right thumb, July 19-August 3...fourth career grand slam, August 22 vs. Seattle...hit game-tying home run in the ninth inning, September 17 vs. Texas...recorded 35 multi-hit games...led American League and tied for Major League lead in outfield assists (19).

MLB FIELDING LEADERS

OUTFIELD ASSISTS SINCE 2006

1. Jeff Francoeur.....	68
2. Alfonso Soriano.....	64
3. Nick Markakis.....	58
4. Jason Bay.....	52
5. Michael Cuddyer.....	47
Hunter Pence	
Shane Victorino	
Delmon Young	

2006: Had pinch-hit two-run walk-off homer in 10th inning, April 19 vs. Los Angeles (AL)...had 10-game hit-streak, going 18-for-40 (.450), April 27-May 9...reached base safely in 20 consecutive games, April 27-May 20...tied career-high with three doubles, May 9 at Texas...first career five-rbi game, May 20 at Milwaukee...hit .312 (.29-for-93) with 19 rbi and nine multi-hit games in May...second career grand slam and tied career-high five rbi, June 7 at Seattle...third career grand slam, June 10 vs. Baltimore...had eight-game hit-streak, going 9-for-21 (.429), June 15-23...hit game-tying, two-out, rbi-triple in the 8th inning off Milwaukee's Derrick Turnbow and later scored the winning run, July 1...hit safely in nine of 10 games, July 29-August 7, including going 3-for-4 with a homer and two doubles, August 6 at Kansas City...was 8-for-20 (.400) in five games, August 13-18...second career four-hit game, August 24 at Baltimore...finished August hitting .311 (.33-for-106) with six home runs and 24 rbi in 28 games...recorded his 100th

rbi of the season September 14 at Cleveland, becoming the 51st player in franchise history to accomplish the feat...scored his 100th and 101st run, September 27 vs. Kansas City, becoming the 18th player in franchise history to record both 100 runs and 100 rbi in the same season...won Charles O. Johnson Award as Most Improved Twin and Carl R. Pohlad Community Service Award.

2005: Was 9-for-22 (.409) in six games, April 27-May 4...career-high 13-game hit-streak, going 18-for-47 (.383), May 9-24...disabled with bruised left hand, July 2-July 17...began rehab assignment with Rochester, July 15...first career two-homer game, August 3 vs. Oakland...first career four-hit game and tied season-high four rbi, September 21 at Oakland...had six-game hit-streak, going 8-for-23 (.348), September 26-October 1...made 93 starts at third base, 18 in outfield, six at second base and three at first base...was fourth on club in doubles and homers, fifth in hits, tied for fifth in walks and was sixth in games...established career-highs in virtually all offensive categories...had surgery to repair lateral meniscus tear in right knee, October 4.

2004: Had seven-game hit-streak, going 8-for-26 (.308), April 8-22...homered in consecutive games, April 26-May 2...had game-winning single in 9th inning, June 8 vs. New York (NL)...homered in consecutive games, July 22-25...tied season-high three hits, July 25 at Baltimore...season-high nine-game hit-streak, going 13-for-32 (.406), September 12-20...homered in consecutive games, September 16-17...established career-highs in virtually every offensive category.

2003: Had two-run pinch-hit homer off Billy Koch, April 26 at Chicago (AL)...season-high five-game hit-streak, 6-for-14 (.429), May 1-September 1...optioned May 9...disabled with strained left hamstring, May 30-June 15 and July 7-August 1...had 11-game hit streak, July 4-August 9...had four-hit game, August 20 vs. Scranton/Wilkes-Barre...recalled August 31...had game winning homer, September 24 vs. Cleveland...had game-winning homer in 11th inning, September 26 at Detroit...finished tied for sixth among American League rookies in triples.

2002: Began season at Edmonton...season-high four hits, April 9 at Las Vegas...hit safely in 10 of 11 games with an at-bat, going 17-for-49 (.347), April 22-May 19...homered in consecutive games, May 27-29, June 18-19 and June 26-27...had season-high nine-game hit-streak, going 12-for-37 (.324), May 30-June 8...homered in four consecutive games and had eight rbi, June 4-8...Twins' Minor League Player of the Month for June, going 36-for-113 (.319) with five doubles, three triples, 12 homers and 34 rbi in 29 games...selected to Triple-A All-Star Game...named to Baseball America's Mid-Season Triple-A All-Star team...recalled July 12...first Major League homer off Jamie Walker, July 20 at Detroit...first career grand slam off Dan Wright and tied season-high four rbi, August 1 vs. Chicago (AL)...optioned August 17...hit safely in eight of nine games, August 19-28...recalled August 30...season-high four-game hit-streak, going 6-for-15 (.400), September 22-26...tied season-high three hits, September 28 vs. Chicago (AL)...rated best batting prospect, second-best prospect in Pacific Coast League and second-best prospect among all minor league outfielders by Baseball America...rated third-best prospect in the Twins' organization by Baseball America entering the 2003 season.

2001: Began season at Double-A New Britain...Twins' Minor League Player of the Month for June...named Most Valuable Player in Double-A All-Star Game, July 11 at Round Rock...hit safely in 27 of 31 games, July 20-August 19...homered in three consecutive games, August 10-12...Twins' Minor League Player of the Week, going 10-for-20 (.500) with three home runs, August 19-25...led club in home runs, walks and runs scored, second in doubles and rbi, and third in at-bats and hits...was second in league in on-base percentage and extra-base hits, third in home runs and runs, fourth in doubles and slugging percentage, and eighth in batting...contract selected, September 18...made Major League debut and doubled off Chuck Finley for first Major League hit, September 23 vs. Cleveland...selected to Eastern League's postseason All-Star team...rated best infield arm and fourth-best prospect in EL and named to Double-A postseason All-Star team by Baseball America...won Sherry Robertson Award as Twins' Minor League Player of the Year...played for Grand Canyon in the Arizona Fall League.

2000: Had two-homer game and season-high four rbi, August 10 at Norwich...led club in games and at-bats, tied for lead in doubles and triples, was second in runs, hits and walks, and was third in rbi...was third in league in games and tied for fourth in triples...ranked Twins' second-best prospect and tenth-best prospect in EL by Baseball America.

1999: Twins' Minor League Player of the Week, April 17-23...had 32-game errorless-streak, May 31-July 18...season-high five rbi, July 9 at Brevard County...played for Team USA in Futures game, July 11 at Boston...season-high 16-game hit-streak, going 22-for-65 (.338), July 16-August 2...led club in runs, rbi and walks, tied for lead in hits, was second in batting, home runs and stolen bases and was third in games, at-bats and doubles...tied for league lead in walks and was fourth in on-base percentage (.403)...ranked third-best prospect in Florida State League and league best defensive third baseman by Baseball America...played for Grand Canyon in the Arizona Fall League.

1998: Game-winning rbi-double, April 13 at West Michigan...game-winning home run in 12th inning, May 7 vs. Peoria...started in Midwest League All-Star Game, June 23 at Clinton...had five consecutive multi-hit games, July 19-23...fourth four-rbi game of season, September 1 vs. Rockford...led club in games, at-bats, runs, hits, total bases (224), doubles, home runs, rbi and walks...tied for second in league in extra-base hits (56), was

fourth in doubles and tied for fifth in total bases...ranked Twins best prospect and fifth-best prospect in Midwest League by *Baseball America*.

PROFESSIONAL: Signed by scout John Wilson.

CUDDYER'S GAME HIGHS

2010				CAREER			
Hits: 3, 8x, last 9/2 vs. Det.	HR: 1, 14x, last 9/20 vs. Cle.			Hits: 4, 9x, last 8/9/09 at Det.	HR: 2, 5x, last 9/1/09 vs. CWS.		
RBI: 4, 8/10 at CWS.	Hit Streak: 15, 7/16-31			RBI: 5, 4x last 5/22/09 vs. Mil.	Hit Streak: 15, 7/16-31/10		
Grand Slams: --				Grand Slams: 4, last, 8/22/07 vs. Sea.			

CUDDYER'S PLAYING RECORD

YEAR	CLUB	AVG	G	AB	R	H	2B	3B	HR	RBI	SH	SF	HB	BB	SO	SB	CS	E	OBP
1998	Ft. Wayne	.276	129	497	82	137	7	7	12	81	0	4	10	61	107	16	7	61	.364
1999	Ft. Myers	.298	130	466	87	139	24	4	16	82	2	6	10	76	91	14	4	28	.403
2000	New Britain	.263	138	490	72	129	30	8	6	61	6	2	12	55	93	5	4	34	.351
2001	New Britain	.301	141	509	95	153	36	3	30	87	0	3	6	75	106	5	9	28	.395
	MINNESOTA	.222	8	18	1	4	2	0	0	0	1	0	0	2	6	1	0	1	.300
2002	Edmonton	.309	86	330	70	102	16	9	20	53	0	3	3	36	79	12	7	7	.379
	MINNESOTA	.259	41	112	12	29	7	0	4	13	1	1	1	8	30	2	0	1	.311
2003	MINNESOTA	.245	35	102	14	25	1	3	4	8	0	0	0	12	19	1	1	1	.325
	Rochester	.306	53	186	25	57	17	0	3	34	0	6	1	25	49	5	4	1	.381
	GCL Twins	.800	2	5	1	4	0	0	1	3	0	0	1	1	0	0	1	0	.857
2004	MINNESOTA	.263	115	339	49	89	22	1	12	45	2	1	3	37	74	5	5	10	.339
2005	MINNESOTA	.263	126	422	55	111	25	3	12	42	1	3	3	41	93	3	4	15	.330
	Rochester	.111	3	9	1	1	0	0	0	0	0	0	0	3	1	2	0	0	.333
2006	MINNESOTA	.284	150	557	102	158	41	5	24	109	0	6	10	62	130	6	0	5	.362
2007	MINNESOTA	.276	144	547	87	151	28	5	16	81	0	5	7	64	107	5	0	4	.356
2008	MINNESOTA	.249	71	249	30	62	13	4	3	36	0	0	5	25	40	5	1	2	.330
	Rochester	.300	4	10	3	3	2	0	0	1	0	0	0	3	3	0	0	0	.462
2009	MINNESOTA	.276	153	588	93	162	34	7	32	94	0	2	6	54	118	6	1	6	.342
2010	MINNESOTA	.271	157	609	93	165	37	5	14	81	0	4	4	58	93	7	3	6	.336
Minor League Totals		.290	686	2502	436	725	162	31	88	402	8	24	43	335	529	59	36	159	.380
Major League Totals		.270	1000	3543	536	956	210	33	121	510	4	22	39	363	710	41	15	51	.342

CUDDYER'S FIELDING RECORD

POSITION	PCT	G	PO	A	E	TC	DP	PB
First Base	.996	164	1303	72	10	1385	127	—
Second Base	.986	62	70	135	3	208	25	—
Third Base	.943	150	99	278	23	400	23	—
Outfield	.987	572	1075	49	15	1075	9	—
Totals	.984	948	2547	534	51	3132	184	—

CUDDYER'S DIVISION SERIES RECORD

YEAR	OPPONENT	AVG	G	AB	R	H	2B	3B	HR	RBI	SH	SF	HB	BB	SO	SB	CS	E	OBP
2002	Oakland	.385	5	13	1	5	1	0	0	1	0	0	0	3	3	0	0	0	.500
2003	New York (AL)	.250	1	4	0	1	0	0	0	1	0	0	0	0	3	0	0	0	.250
2004	New York (AL)	.467	4	15	1	7	0	0	0	2	0	0	0	0	3	0	2	0	.467
2006	Oakland	.250	3	12	2	3	0	1	1	1	0	0	0	0	2	0	0	1	.250
2009	New York (AL)	.429	3	14	0	6	0	0	0	1	0	0	0	0	2	0	0	1	.429
2010	New York (AL)	.182	3	11	1	2	1	0	1	2	0	0	0	0	4	0	0	0	.182
Division Series Totals		.338	19	69	5	24	2	1	2	8	0	0	0	3	17	0	2	2	.375

CUDDYER'S LEAGUE CHAMPIONSHIP SERIES RECORD

YEAR	OPPONENT	AVG	G	AB	R	H	2B	3B	HR	RBI	SH	SF	HB	BB	SO	SB	CS	E	OBP
2002	Anaheim	.200	3	5	0	1	0	0	0	0	0	0	0	1	1	0	0	0	.333

TWINS ALL-TIME LIST

1,000-plus games played, 500-plus runs scored, 100-plus home runs, 500-plus rbi and 200-plus doubles:

PLAYER	YEARS	GAMES	RUNS	HOME RUNS	RBI	DOUBLES
Harmon Killebrew	1961-74	1939	1047	475	1325	232
Kirby Puckett	1984-95	1783	1071	207	1085	414
Kent Hrbek	1981-94	1747	903	293	1086	312
Tony Oliva	1962-76	1676	870	220	947	329
Gary Gaetti	1981-90	1361	646	201	758	252
Torii Hunter	1997-07	1234	672	192	711	259
Michael Cuddyer	2001-	1000	536	121	510	210

SCOTT DIAMOND

LEFT-HANDED PITCHER

58

Height: 6-3
 Bats: L
 Born: 7/30/86 in Guelph, Ontario, CA
 Resides: Guelph, Ontario, CA
 Acquired: Selected in Rule 5 Draft, 12/9/10
 M.L. Service: None
 Contract Status: Signed thru 2011

Weight: 215
 Throws: L
 Opening Day Age: 24



PERSONAL: Scott Michael Diamond...2004 graduate of Centennial CVI in Guelph, Ontario...attended SUNY-Binghamton where he played three seasons, going 5-3, 3.45 (62.2 ip, 24 er) with 42 strikeouts, 16 walks and four complete games in 12 starts in his senior season (2007)...named 2005 All-Conference Selection and named to the All-Rookie Team...is second in the school's history in starts (37) and complete games (10).

2010:

- Began the season with Double-A Mississippi...won his first game in his sixth start, May 8, pitching 8.0 scoreless innings with three hits allowed, no walks and a career-high of 11 strikeouts.
- Recorded his second win on May 18 vs. West Tenn, allowing one run on five hits in 8.0 innings with 10 strikeouts.
- Struck out 43 batters in 39.2 innings in May...went 1-1, 2.97 (30.1 ip, 10 er) in five June starts.
- Transferred to Triple-A Gwinnett, July 13...allowed six earned runs in 3.0 innings in his first start, July 16 at Buffalo, but allowed eight earned runs in 49.1 innings in his next eight starts, July 21-August 30, for an ERA of 1.46.
- Tossed a complete game shutout, allowing two hits with one walk and eight strikeouts, August 30 vs. Norfolk.

2009: Spent the entire season with Double-A Mississippi...led the M-Braves and ranked sixth among Braves minor league pitchers with 111 strikeouts...ranked seventh among Braves minor starting pitchers in ERA (3.50) and was 10th in innings pitched (134.1)...selected to the South League All-Star team...pre-season, played for Team Canada in the World Baseball Classic, making one appearance vs. Italy, allowing one run on three hits in 3.0 innings pitched with one walk and one strikeout.

2008: Began the season with Single-A Rome...named the Braves Pitcher of the Month in April, after going 2-0 with a 2.60 ERA in five starts...transferred to Single-A Myrtle Beach, May 20...named South Atlantic League Pitcher of the Week, April 27 after winning both of his starts April 21 and 26...his 12 wins were tied for first in the Carolina League...named Pelicans Pitcher of the Month for June, going 4-1, with a 3.19 ERA...named Myrtle Beach Pitcher of the Year...led the Braves organization and ranked tied for fifth among all minor league pitchers with 15 wins...was second in the organization with 152.2 innings pitched and fifth with 123 strikeouts...ranked the 26th-best prospect in the Braves organization by *Baseball America*, following the season.

PROFESSIONAL: Signed by the Atlanta Braves as an undrafted free agent, August 23, 2007...signed by scouts, Paul Faulk and Lonnie Goldberg.

DIAMOND'S PITCHING RECORD

YEAR	CLUB	W-L	ERA	G	GS	CG	SH	SV	IP	H	R	ER	HR	HB	BB	SO	WP	BK	BAA
2008	Rome	3-1	3.08	9	9	0	0	0	52.2	47	20	18	2	1	11	38	1	0	.240
	Myrtle Beach	12-2	2.79	17	15	1	1	0	100.0	95	42	31	6	4	28	85	6	0	.245
2009	Mississippi	5-10	3.50	23	0	0	0	0	131.0	152	68	51	5	2	53	111	4	0	.294
	Mississippi	4-6	3.52	17	17	0	0	0	102.1	113	45	40	4	2	39	90	6	0	.288
	Gwinnett	4-1	3.36	10	10	1	1	0	56.1	53	25	21	2	1	15	33	4	0	.260
Minor League Totals		28-20	3.28	76	74	2	2	0	442.1	460	200	161	19	10	146	357	21	0	.271

DIAMOND'S WORLD BASEBALL CLASSIC RECORD

YEAR	CLUB	W-L	ERA	G	GS	CG	SH	SV	IP	H	R	ER	HR	HB	BB	SO	WP	BK	BAA
2009	Canada	0-0	3.00	1	0	0	0	0	3.0	3	1	1	0	0	1	1	0	0	.300

PINCH-HITTER RULE

A player shall be considered a pinch-hitter only if he enters the game as a substitute batter, and then only on his first time at bat, which must be before he becomes a fielder. (If the team bats around and a pinch-hitter comes up a second time in the inning in which he first appeared, he will not be considered a pinch-hitter during that second time up.)

A substitute hitter for a designated hitter is both a pinch-hitter and a designated hitter on his first time at bat. On subsequent trips to the plate he is a designated hitter only.

BRIAN DINKELMAN

OUTFIELDER

85

Height: 5-11
 Bats: L
 Born: 11/10/83 in Centralia, IL
 Resides: Irvington, IL
 Acquired: 8th round, 2006 First-Year Player Draft
 M.L. Service: None
 Contract Status: Signed thru 2011

Weight: 195
 Throws: R
 Opening Day Age: 27



PERSONAL: Brian Adam Dinkelman...2002 graduate of Centralia (IL) High School where he also played basketball and golf...2006 graduate of McKendree College (IL).

2010:

- Was an invite to Minnesota's Spring Training...spent the season with Triple-A Rochester.
- Hit his first home run of the season, April 19 vs. Pawtucket...batted .301 (25-for-83) in 22 games in April.
- Batted .312 (44-for-141) with eight extra-base hits (all doubles) off left-handed pitching...batted .247 (95-for-384) with 34 extra-base hits (24 doubles, two triples and eight home runs) off right-handed pitching.
- Led the club in games, at-bats, hits, doubles and total bases.
- Committed just six errors on the season, playing games in left field, right field and second base for the Red Wings.

2009: Spent entire season at Double-A New Britain...went 10-for-23 (.435) as Twins' Minor League Player of the Week, May 1-7...batted .362 (38-for-105) with 20 rbi in 28 May games...batted .344 (33-for-96) with four homers and 22 rbi in 29 August games...had 39 multi-hit games for the Rock Cats...hit .305 (40-for-131) with runners in scoring position...led the club in games, at-bats, hits, doubles and walks, was second in on-base percentage...finished second in the Eastern League in doubles, fourth in on-base percentage and seventh in batting average...named to the Eastern League Postseason All-Star team.

2008: Began season at Single-A Ft. Myers...batted .319 (29-for-91) in 25 April games...collected 22 multi-hit games, including four three-hit games...named to the Florida State League All-Star team...promoted to Double-A New Britain, June 16...went 3-for-5 with three runs scored, a triple, a home run and four rbi, August 6 vs. New Hampshire.

2007: Began season at Single-A Beloit...selected to the Midwest League All-Star game...batted .338 (23-for-68) in 19 June games...promoted to Single-A Ft. Myers, June 22...homered in his first game with the Miracle, June 23 at Palm Beach...batted .407 (11-for-27) with 10 runs scored, two home runs and six rbi and the Twins' Minor League Player of the Week, July 20-26...batted .351 (33-for-94) with 26 runs scored, three home runs and 10 rbi as the Twins' Minor League Player of the Month for July...voted "Mightiest Miracle Player," an award voted on by fans to name their favorite Miracle player.

2006: Spent his first professional season at Rookie-Level Elizabethton...hit his first professional home run, July 3 vs. Greeneville...season-high four hits, August 3 vs. Greeneville...collected 12 hits in a five-game span (27 at-bats), August 11-15, including a two-homer and six-rbi game, August 14 vs. Burlington...was third on club and eighth in the Twins organization in batting...led club in rbi and was tied for second in home runs.

AMATEUR CAREER: Was named 2006 NAIA Conference Player of the Year and led his club (McKendree College) in hits (92), runs (82), doubles (34), home runs (17), rbi (65), and stolen bases (26)...he is the NAIA All-Time leader in career hits (373), doubles (96), runs scored (303) and total bases (670)...was twice named NAIA First-Team All-American selection...named American Midwest Conference Player of the Year for three consecutive years...twice named NAIA Region-V Player of the Year and a four-time First-Team All-Conference and All-Region selection.

PROFESSIONAL: Signed by scout Bill Milos.

DINKELMAN'S BATTING RECORD


YEAR	CLUB	AVG	G	AB	R	H	2B	3B	HR	RBI	SH	SF	HB	BB	SO	SB	CS	E	OBP
2006	Elizabethton	.298	46	188	24	56	11	0	4	32	2	1	2	10	29	2	1	3	.338
2007	Beloit	.283	67	240	48	68	16	6	7	21	2	1	5	30	34	10	0	5	.373
	Ft. Myers	.255	64	247	56	63	7	4	6	21	4	0	5	36	43	8	3	6	.361
2008	Ft. Myers	.293	63	232	44	68	18	2	2	19	1	0	8	33	28	10	1	4	.399
	New Britain	.247	52	198	26	49	14	2	2	21	2	1	5	10	24	2	2	7	.299
2009	New Britain	.296	129	459	62	136	38	2	8	65	10	5	13	55	73	5	6	7	.383
2010	Rochester	.265	137	525	58	139	32	2	8	54	6	3	6	52	99	9	4	13	.336
	Minor League Totals	.277	558	2089	318	579	136	18	37	233	27	11	44	226	330	46	17	38	.358

BRIAN DOZIER

INFIELDER

Height: 5-11
 Bats: R
 Born: 5/15/87 in Tupelo, MS
 Resides: Fulton, MS
 Acquired: 8th round, 2009 First-Year Player Draft
 M.L. Service: None
 Contract Status: Signed thru 2011

Weight: 190
 Throws: R
 Opening Day Age: 23



89

PERSONAL: James Brian Dozier (pronounced DOH-sheer)...2005 graduate of Itawamba Agricultural High School (MS) where he also earned three letters in football, two in golf and one in basketball...was a two-time All-State selection and four-time All-Area and All-Division selection...attended the University of Southern Mississippi where he was named a Louisville Slugger Freshman All-American and Conference USA All-Freshman Team member in 2006...named Second-Team All-C-USA as a junior...led the team in at-bats (269), hits (92), total bases (128), rbi (tied with 46) and doubles (17) as a junior...started 64 games at shortstop in 2008, missing just two innings the entire year.

2010:

- Started the season with Single-A Beloit, playing 32 games at shortstop, three games at second base and three games at third base for the Snappers...made just seven errors in those games.
- Posted a season-high 12-game hitting streak, April 10-23...finished April with a .319 batting average.
- Transferred to Single-A Ft. Myers, May 22...hit his first professional home run, June 24 vs. Charlotte.
- Named Twins Minor League Player of the Week, June 25 after batting .412 with 14 hits, one double, one home run, five rbi and six runs scored in eight games...had season-high four hits, June 23 at Palm Beach.
- Batted .301 (25-for-83) vs. left-handed pitching and .266 (71-for-267) vs. righties, for the Rock Cats.
- Batted .313 (30-for-96) in 24 June games...batted .291 (83-for-285) post-All-Star break.
- Played 66 games at shortstop for the Miracle, 14 at third base and 12 at second base.

2009: Began season with Rookie-Level GCL Twins...played in five games before being promoted to Rookie-Level Elizabethton, July 8...named the Appalachian League Player of the Week, August 10...batted .321 (27-for-84) in 21 July games...had consecutive four-hit games, August 14 and 15 at Bristol...batted .369 (48-for-130) with 10 doubles in 31 August games...collected 25 multi-hit games...batted .406 (26-for-64) against left-handed pitching and .331 (51-for-154) vs. right-handers...played all 53 of his games at shortstop...finished second in the Appalachian League in batting average, hits and on-base percentage...was named an Appalachian League Postseason All-Star.

PROFESSIONAL: Signed by scout Earl Winn.

DOZIER'S BATTING RECORD

YEAR	CLUB	AVG	G	AB	R	H	2B	3B	HR	RB	SH	SF	HB	BB	SO	SB	CS	E	OBP
2009	GCL Twins	.286	5	14	1	4	0	0	0	0	0	0	0	2	1	0	0	0	.375
	Elizabethton	.353	53	218	38	77	17	0	0	14	1	3	3	23	26	3	0	14	.417
2010	Beloit	.278	39	151	24	42	7	1	0	17	3	0	0	16	16	6	1	7	.347
	Ft. Myers	.274	93	350	44	96	11	1	5	42	9	6	1	44	41	10	4	15	.352
	Minor League Totals	.299	190	733	107	219	35	2	5	73	13	9	4	85	84	19	5	36	.371

TWINS ALL-TIME LIST

INDIVIDUAL SEASON LEADERS BY POSITION

POS BATTING

C Joe Mauer, .365 - 2009
 1B Rod Carew, .388 - 1977
 2B Chuck Knoblauch, .341 - 1996
 3B Rich Rollins, .307 - 1963
 SS Cristian Guzman, .302 - 2001
 OF Kirby Puckett, .356 - 1988
 DH Paul Molitor, .341 - 1996
 P Camilo Pascual, .268 - 1962

HOME RUNS

Joe Mauer, 28 - 2009
 Harmon Killebrew, 49 - 1964, '69
 Tim Lincecum, 14 - 1984
 Gary Gaetti, 34 - 1986
 Roy Smalley, 24 - 1979
 Bob Allison, 35 - 1963
 Jason Kubel, 28 - 2009
 Two Tied with 3

RUNS BATTED IN

Joe Mauer, 96 - 2009
 Harmon Killebrew, 140 - 1969
 Chuck Knoblauch, 72 - 1996
 Gary Gaetti, 109 - 1987
 Roy Smalley, 95 - 1979
 Kirby Puckett, 121 - 1988
 Paul Molitor, 113 - 1996
 Camilo Pascual, 19 - 1962

RUNS SCORED

Joe Mauer, 98 - 2008
 Rod Carew, 128 - 1977
 Chuck Knoblauch, 140 - 1996
 Corey Koskie, 100 - 2001
 Zoilo Versalles, 126 - 1965
 Cesar Tovar, 120 - 1970
 Paul Molitor, 99 - 1996
 Jim Kaat, 17 - 1970

BRIAN DUENSING

LEFT-HANDED PITCHER

52

Height: 6-0

Bats: L

Born: 2/22/83 in Marysville, KS

Resides: Omaha, NE

Acquired: 3rd round, 2005 First-Year Player Draft

M.L. Service: 1 year, 104 days

Contract Status: Signed thru 2011

Weight: 207

Throws: L

Opening Day Age: 27



PERSONAL: Brian Matthew Duensing (pronounced DONE-sing)...wife Lisa (Blunk)...2001 graduate of Millard South (NE) High School...attended the University of Nebraska where he was Collegiate Baseball Honorable Mention All-American, Big 12 All-Freshman Team and NCAA Lincoln All-Regional Team in 2002...pitched for Team USA in 2008 Olympic Games in Beijing, China.

2010:

- Started the season on the Twins' Opening Day roster for the second consecutive season... began the season in the bullpen and went 3-1, 1.67 (43.0 ip, 8 er) with nine holds in 39 appearances.
- Did not allow a run in 10 consecutive appearances (9.1 ip), April 17-May 12.
- Recorded his first career plate appearance, June 24 at Milwaukee...was struck out by Yovani Gallardo.
- Inserted into the Twins starting rotation (July 23), replacing Nick Blackburn...at the time of his move to the rotation, he ranked eighth in the American League in ERA for relievers (1.67) and second among lefties...his .214 opponent batting average ranked fifth among lefty relievers...first batters faced in relief went 1-for-36 (.028).
- Made his first start of season, July 23 at Baltimore...did not factor into the decision, allowing one run on four hits in 5.0 innings, with no walks and three strikeouts.
- Recorded first win of season as a starter, allowing two runs on eight hits in 6.0 innings, July 28 at Kansas City.
- Pitched a three-hit, complete game shutout, the first of his career, August 14 vs. Oakland...became just the third Twins lefty to pitch a shutout since 2002, joining Eric Milton (August, 2002) and Johan Santana (June, 2007).
- Earned his seventh victory of the season, allowing one run on seven hits in 8.0 innings, August 20 vs. Los Angeles (AL)...the win improved his record on the season to 7-1.
- Set a season-high with seven strikeouts, tossing 8.0 innings, allowing one run on six hits with no walks, September 8 vs. Kansas City.
- Recorded his 10th win, allowing three runs on six hits in 6.0 innings in a Twins 9-3 victory, September 20 vs. Cleveland.
- Won five consecutive decisions, July 18-August 20, and eight of nine decisions, July 18-September 20.
- Was 7-2, 3.05 (85.2 ip, 29 er) in 13 starts and 3-1, 1.80 (45.0 ip, 9 er) in 40 relief appearances.
- Was one of two pitchers in Major League Baseball to make 40-or-more relief appearances and 10-or-more starts (Hisanori Takahashi - NYM).

MLB PITCHING LEADERS

ERA FOR LEFTIES SINCE '09 (min. 200.0 ip)

1. Clayton Kershaw.....	2.85
2. Brian Duensing.....	3.02
3. Johan Santana.....	3.05
4. J.A. Happ.....	3.09
5. Cliff Lee.....	3.20

2009: Started season on the Twins Opening Day roster for the first time in his career...appeared in one game for the Twins, making his Major League debut in relief, April 10 at Chicago (AL) allowing two earned runs on two hits in 3.0 innings with no walks...optioned to Triple-A Rochester, April 14...made 13 starts for the Red Wings...pitched 7.0 innings in three straight starts, May 18-29...tossed 8.0 innings and allowed one run on six hits, earning the win, June 26 vs. Colorado Springs...recalled by Minnesota, July 7...made first career start, July 29 vs. Chicago (AL), allowing two runs on three hits in 5.0 innings...earned his first Major League win, August 22 at Kansas City, allowing two runs on six hits in 5.0 ip while walking one...second career victory, allowing one run on three hits in 7.0 innings, striking out eight, August 28 vs. Texas...tossed 7.0 shutout innings, September 2 vs. Chicago (AL)...earned the win with 7.0 shutout innings, September 13 vs. Oakland...went 5-0, 1.88 (43.0 ip, 9 er) in seven starts from August 22-September 23...posted an .833 (5-1) winning percentage from August 22 until the end of the season, tying him for fourth-best in the American League during that span...his 2.78 ERA (35.2 ip, 11 er) in September was the seventh-lowest in the A.L. (six starts)...went 0-1, 5.17 (31.1 ip, 18 er) in 15 relief appearances and 5-1, 2.73 (62.2 ip, 16 er) in nine starts...started Game 1 of the ALDS, October 7 at New York (AL), allowing five runs on seven hits in 4.2 innings, becoming the third rookie in club history to start a postseason game.

2008: Spent entire season at Triple-A Rochester...lost his first two starts of the year despite posting a 2.31 ERA (11.2 ip, 3 er)...earned his first win April 14 vs. Syracuse allowing three runs in 5.2 innings...posted a 2.75 ERA (36.0 ip, 11 er) over his first six starts...went 1-0 with a 0.90 ERA (20.0 ip, 2 er) in three starts from May 30-June 9...did not allow a run in back-to-back starts June 4 and 9 (15.0 innings)...earned his fifth win of the season with 6.0 scoreless innings, July 4 vs. Buffalo...pitched for the 2008 USA Olympic Team, July 28-August 27...posted a 1-0 record with a 1.17 ERA (7.2 ip, 1 er) and a .125 batting-average-against in four Olympic appearances...earned the win August 16 vs. Team Canada as he tossed 3.1 scoreless innings of relief in a 5-4 win for Team USA...he struck out three and did not walk a batter...he entered the game trailing 4-3 in the sixth inning with the bases loaded and two outs...he struck out Adam Stern to end the inning...returned to the Red Wings and made his only relief appearance of the season, August 29 (2.0 scoreless innings)...made his final start, September 1 vs. Buffalo tossing 5.1 innings allowing three runs...went 3-2 with a 3.39 ERA over 12 home appearances (11 starts).


2007: Began season at Double-A New Britain...allowed three runs-or-less in first six starts, going 3-0, 2.14 (33.2 ip, 8 er), April 9-May 9...season-high 8.0 innings, May 4 vs. Trenton...promoted to Rochester, May 30...was 4-1, 2.19 (37.0 ip, 9 er) in five starts, May 30-June 27...season-high six-game win-streak, going 6-0, 2.44 (44.1 ip, 12 er) in seven starts, July 7-August 8...named Twins' Minor League Player of the Week, August 3-9...tied season-high nine strikeouts, August 27 vs. Pawtucket...tied for second in all of the minors with three complete games...was tied for ninth in all of minor league baseball with 15 wins...was third in International League in earned run average and tied for third in wins...

ranked the 18th-best prospect in the Eastern League by *Baseball America*...rated eighth-best prospect in the Twins' organization by *Baseball America* entering the 2008 season.

2006: Began season at Single-A Beloit...was 2-0, 1.70 (42.1 ip, 8 er) in six starts, April 18-May 16...tossed 6.0-plus innings in eight consecutive starts, April 18-May 28...pitched season-high 9.0 innings in complete game shutout, May 10 at West Michigan...promoted to Single-A Ft. Myers, June 6...tossed 6.0-plus innings in six consecutive starts, June 9-July 6...promoted to Double-A New Britain, July 14...tied season-high eight strikeouts, July 23 at Erie...was eighth in Twins' organization in earned run average (3.49).

2005: Spent first professional season at Rookie Level Elizabethton...was 1-0, 1.13 (8.0 ip, 1 er) in three appearances (one start), July 5-15...did not allow a run in two of three appearances (two starts), going 2-0, 2.19 (12.1 ip, 3 er), August 6-11...tossed season-high 7.0 innings, August 11 at Danville...tied season-high nine strikeouts, August 24 at Bristol.

PROFESSIONAL: Signed by scout Mark Wilson.

DUENSING'S GAME HIGHS					
2010			CAREER		
IP: 9.0, 8/14 vs. Oak.	Walks: 4, 4x, last 10/2 vs. Tor.		IP: 9.0, 8/14/10 vs. Oak.	Walks: 4, 5x, last 10/2 vs. Tor.	
SO: 7, 9/8 vs. K.C.	CG: 1, 8/14 vs. Oak.		SO: 8, 8/28/09 vs. Tex.	CG: 1, 8/14/10 vs. Oak.	
Win-Streak: 5, 7/18-8/20	Low-Hit: 3, 8/14 vs. Oak.		Win-Streak: 5, 2x, last 7/18-8/20/10	Low-Hit: 3, 8/14/10 vs. Oak.	

DUENSING'S PITCHING RECORD																			
YEAR	CLUB	W-L	ERA	G	GS	CG	SH	SV	IP	H	R	ER	HR	HB	BB	SO	WP	BK	BAA
2005	Elizabethton	4-3	2.32	12	9	0	0	0	50.1	49	19	13	4	0	16	55	6	0	.249
2006	Beloit	2-3	2.94	11	11	0	0	0	70.1	68	26	23	3	1	14	55	1	0	.257
	Ft. Myers	2-5	4.24	7	7	0	0	0	40.1	47	25	19	4	0	8	33	1	0	.296
	New Britain	1-2	3.65	10	9	0	0	0	49.1	51	29	20	6	1	18	30	0	0	.277
2007	New Britain	4-1	2.66	9	9	0	0	0	50.2	47	19	15	2	1	7	38	0	0	.240
	Rochester	11-5	3.24	19	19	3	1	0	116.2	115	54	42	13	5	30	86	1	0	.261
2008	Rochester	5-11	4.28	25	24	0	0	0	138.2	150	75	66	16	5	34	77	4	0	.278
2009	MINNESOTA	5-2	3.64	24	9	0	0	0	84.0	84	37	34	7	3	31	53	1	0	.263
	Rochester	4-6	4.66	13	13	0	0	0	75.1	87	40	39	2	2	19	44	2	0	.298
2010	MINNESOTA	10-3	2.62	53	13	1	1	0	130.2	122	42	38	11	3	35	78	1	0	.247
Minor League Totals		33-36	3.61	106	101	3	1	0	591.2	614	287	237	50	15	146	418	15	0	.270
Major League Totals		15-5	3.02	77	22	1	1	0	214.2	206	79	72	18	6	66	131	2	0	.253

DUENSING'S FIELDING RECORD								
POSITION	PCT	G	PO	A	E	TC	DP	PB
Pitcher	1.000	77	11	42	0	53	3	—

DUENSING'S BATTING RECORD																
BATTING	AVG	AB	R	H	2B	3B	HR	RBI	SH	SF	HB	BB	SO	SB	CS	OBP
Career	.000	1	0	0	0	0	0	0	0	0	0	0	1	0	0	.000

DUENSING'S DIVISION SERIES RECORD																			
YEAR	OPPONENT	W-L	ERA	G	GS	CG	SH	SV	IP	H	R	ER	HR	HB	BB	SO	WP	BK	BAA
2009	New York (AL)	0-1	9.64	1	1	0	0	0	4.2	7	5	5	1	0	1	3	1	0	.333
2010	New York (AL)	0-1	13.50	1	1	0	0	0	3.1	7	5	5	1	0	1	1	0	0	.438
Division Series Totals		0-2	11.25	2	2	0	0	0	8.0	14	10	10	2	0	2	4	1	0	.378

AL TEAM PITCHING LEADERS IN 2010

FEWEST WALKS PER-NINE-INNINGS

1. Minnesota Twins2.37
2. Seattle Mariners2.83
3. Tampa Bay Rays2.96
4. Chicago White Sox3.05
5. Oakland Athletics3.22

STRIKEOUT-PER-WALK RATIO

1. Minnesota Twins2.74
2. Tampa Bay Rays2.49
3. Chicago White Sox2.34
4. Toronto Blue Jays2.20
5. Seattle Mariners2.15

PHIL DUMATRAIT

LEFT-HANDED PITCHER

Height: 6-2

Bats: R

Born: 7/12/81 in Bakersfield, CA

Resides: Bakersfield, CA

Acquired: Signed as free agent, 11/17/10

M.L. Service: 2 years, 50 days

Contract Status: Signed thru 2011

Weight: 210

Throws: L

Opening Day Age: 29



PERSONAL: Phillip Anthony Dumatrait (pronounced doo-MAH-tray)...wife, Krista...son Maddox (4/8/06) and daughter Jaclynn (1/30/09)...1999 graduate of Ridgeview (CA) High School...attended Bakersfield Junior College in 2000, going 8-4 with a 3.30 ERA and 123 strikeouts.

2010:

- Signed a minor league contract with Detroit and began the season with Triple-A Toledo.
- Pitched in eight games for the Mud Hens (all starts)...won each of his final three starts, May 4-15, posing a 1.50 ERA (18.0 ip, 3 er) during that span.
- Held left-handed batters to a .163 (8-for-49) batting average with two extra-base hits, while righties batted .286 (32-for-112).
- Placed on the temporarily inactive list, May 19...reinstated and released, May 21 ...signed with the LG Twins of the Korea Baseball Organization...he was one of just two non-Korean players on the roster and the only American.

2009: Began the season on Pittsburgh's disabled list, recovering from left shoulder surgery...went on rehab assignment, pitching with GCL Pirates, Single-A State College, Double-A Altoona and Triple-A Indianapolis, July 21-August 19...reinstated from 15-day disabled list, August 21 and pitched in relief for the Pirates, going 0-2, 6.92 (13.0 p, 10 er) in 15 relief appearances.

2008: Spent the season with Pittsburgh, making his first Opening Day roster...earned his first Major League victory, tossing 5.2 scoreless innings with three hits allowed, one walk and five strikeouts, May 7 vs. San Francisco...set a season-high with nine strikeouts, May 29 at Cincinnati...placed on 15-day disabled list with left shoulder tendinitis, June 20...reinstated July 7 and made one start before being placed back on the 15-day disabled list, July 8 through the end of the season...underwent arthroscopic surgery on his left shoulder, August 8...went 3-3, 5.74 (58.0 ip, 37 er) in 11 starts and 0-1, 3.92 (20.2 ip, 9 er) in 10 relief appearances.

2007: Began the season with Triple-A Louisville...named Louisville Pitcher of the Month for April after going 4-0, 0.63 (28.2 ip, 2 er) in five starts...his 0.63 in the month led the International League while his four wins tied him for first...was named to the International League mid-season All-Star team...recalled by the Reds, August 2 and made his Major League debut, starting that night at Washington, allowing six runs on eight hits in 3.2 innings and was dealt the loss...pitched in three more games for the Reds, allowing 15 runs in 12.0 innings...optioned back to Louisville, August 21 and started one game for the Bats before being recalled by the Reds...pitched in two games in September, going 0-2, 17.36 (4.2 ip, 9 er) in those games...claimed off waivers by Pittsburgh, October 26.

2006: Began the season with Double-A Chattanooga...named Southern League Pitcher of the Week, April 24-30, going 2-0, 0.75 (12.0 ip, 1 er) with 14 strikeouts...set a season-high with 10 strikeouts, April 30 at Carolina...finished eighth in the Southern League in ERA for April (2.14 in four starts)...transferred to Triple-A Louisville, June 5...went 3-2, 2.93 (30.2 ip, 10 er) in five June starts...ranked 16th-best prospect in the Reds organization by *Baseball America* following the season...pitched in the Arizona Fall League with Phoenix, going 2-0, 5.49 (19.2 ip, 12 er) in seven games (five starts).

2005: Began the season with Single-A Sarasota and pitched in three games before being transferred to Double-A Chattanooga, April 23...was fourth in the Southern League with a 3.17 ERA...led the league with 13 wild pitches, while finishing third in losses (12) and walks allowed (70)...held left-handed batters to a .167 batting-average-against while righties hit .270...ranked 12th-best prospect in the Reds organization by *Baseball America* following the season.

2004: Missed the entire season after undergoing surgery to repair the torn ulnar collateral ligament in his left elbow, a procedure performed by Dr. Timothy Kremchek, April 12.

2003: Began the season with Single-A Sarasota...went 3-1, 2.37 (30.1 ip, 8 er) in six May starts...acquired by Cincinnati along with a player to be named later (pitcher, Tyler Pelland) and cash from Boston, in exchange for Scott Williamson, July 30...assigned to Single-A Potomac after joining the Reds organization...went 3-0, 0.60 (30.0 ip, 2 er) in five July starts...went 3-1, 2.20 (32.2 ip, 8 er) in six August starts...finished second among all Florida State League starters with a .209 batting-average-against...ranked sixth-best prospect in the Reds' organization by *Baseball America* following the season.

2002: Began the season with Single-A Augusta...set a season-high with 11 strikeouts, May 10 vs. South Georgia...named South Atlantic League Pitcher of the Week, June 28-July 4 after going 1-0, 0.60 (15.0 ip, 1 er) in two starts...tossed a two-hit shutout, July 4 at Columbia...named to the South Atlantic League mid-season All-Star team...went 2-2, 1.91 (33.0 ip, 7 er) with 37 strikeouts in six July starts...rated as possessing the best breaking pitch in the South Atlantic League by *Baseball America*...transferred to Single-A Sarasota, August 2...ranked fifth-best prospect in the Red Sox organization and 20th-best in the South Atlantic League by *Baseball America* following the season.

2001: Began the season with the GCL Red Sox...named Gulf Coast League's Pitcher of the Week, August 13-19, going 2-0 with 11.0 scoreless innings and 16 strikeouts...set a season-high with 10 strikeouts, August 18 vs. GCL Orioles...transferred to Single-A Lowell, August 28...ranked seventh-best prospect in the Red Sox organization by *Baseball America* following the season.

2000: Pitched in his first professional season with the GCL Red Sox, appearing in six games, allowing six runs (three earned) on 10 hits in 16.1 innings pitched...ranked the 14th-best prospect in the Red Sox organization by *Baseball America* following the season.

PROFESSIONAL: Red Sox' first round pick (22nd overall) in the June 1997, First-Year Player Draft...signed by scout Ed Roebuck.

DUMTRAIT'S GAME HIGHS

2010					CAREER			
IP: --	Walks: --			IP: 7.0, 5/29/08 at Cin.	Walks: 7, 5/18/08 at CHC.			
SO: --	CG: --			SO: 9, 5/29/08 at Cin.	CG: --			
Win-Streak: --	Low-Hit: --			Win-Streak: 1, 3x, last 6/8/08	Low-Hit: --			

DUMTRAIT'S PITCHING RECORD

YEAR	CLUB	W-L	ERA	G	GS	CG	SH	SV	IP	H	R	ER	HR	HB	BB	SO	WP	BK	BAA
2000	GCL Red Sox	0- 1	1.65	6	6	0	0	0	16.1	10	6	3	0	2	12	12	0	0	.172
2001	GCL Red Sox	3- 0	2.76	8	8	0	0	0	32.2	27	10	10	0	0	9	33	1	0	.229
	Lowell	1- 1	3.48	2	2	0	0	0	10.1	9	4	4	0	0	4	15	1	0	.225
2002	Augusta	8- 5	2.77	22	22	1	1	0	120.1	109	44	37	5	5	47	108	7	0	.249
	Sarasota	0- 2	3.86	4	4	0	0	0	14.0	10	9	6	0	0	15	16	2	0	.192
2003	Sarasota	7- 5	3.02	21	20	0	0	1	104.1	74	41	35	4	4	59	74	4	0	.204
	Potamac	4- 1	3.35	7	7	1	0	0	37.2	36	17	14	2	1	14	32	3	0	.248
2004	INJURED - DID NOT PLAY																		
2005	Sarasota	0- 0	2.70	3	2	0	0	0	10.0	8	4	3	0	0	3	13	0	0	.211
	Chattanooga	4-12	3.17	24	24	0	0	0	127.2	115	58	45	4	2	70	101	13	0	.245
2006	Chattanooga	3- 4	3.62	10	10	0	0	0	49.2	39	24	20	4	1	22	45	3	1	.218
	Louisville	5- 7	4.72	16	15	1	0	0	87.2	104	49	46	10	1	36	58	1	0	.301
2007	Louisville	10- 6	3.53	22	22	0	0	0	125.0	114	57	49	10	6	49	76	1	0	.242
	Cincinnati	0- 4	15.00	6	6	0	0	0	18.0	39	30	30	6	1	12	9	0	0	.448
2008	Pittsburgh	3- 4	5.26	21	11	0	0	0	78.2	82	48	46	7	2	42	52	1	0	.271
2009	GCL Pirates	0- 0	0.00	1	1	0	0	0	4.0	3	0	0	0	0	2	2	0	0	.214
	State College	0- 1	3.60	1	1	0	0	0	5.0	5	4	2	1	0	4	0	0	0	.250
	Altoona	0- 1	11.25	1	1	0	0	0	4.0	9	5	5	0	1	0	4	0	0	.450
	Indianapolis	0- 2	4.20	4	2	0	0	0	15.0	16	11	7	2	0	4	5	0	0	.267
	PITTSBURGH	0- 2	6.92	15	0	0	0	0	13.0	13	11	10	4	0	11	7	0	0	.250
2010	Toledo	4- 1	3.16	8	8	0	0	0	42.2	40	19	15	3	4	18	17	1	0	.248
	Minor League Totals	49-49	3.36	160	155	3	1	1	806.1	728	362	301	45	27	364	615	37	1	.243
	Major League Totals	3-10	7.06	42	17	0	0	0	109.2	134	89	86	17	3	65	68	1	0	.303

DUMTRAIT'S FIELDING RECORD

POSITION	PCT	G	PO	A	E	TC	DP	PB
Pitcher	1.000	42	7	11	0	18	1	—

DUMTRAIT'S BATTING RECORD

BATTING	AVG	AB	R	H	2B	3B	HR	RBI	SH	SF	HB	BB	SO	SB	CS	OBP
Career	.037	27	0	1	0	0	0	1	5	0	0	0	11	0	0	.037

TWINS' LONGEST HITTING STREAKS

PLAYER	GAMES	DATES
Ken Landreaux	31	April 23-May 30, 1980
Brian Harper	25	July 6-August 4, 1990
Lenny Green	24	May 1-28, 1961
Kent Hrbek	23	April 17- May 13, 1982
Kirby Puckett	23	September 26, 1993-April 20, 1994
Marty Cordova	23	June 5-29, 1996
Cristian Guzman	23	August 1-August 25, 2002
Torii Hunter	23	April 11-May 9, 2007
Shane Mack	22	July 26-August 18, 1992
Ted Uhllander	20	August 16-September 7, 1969
Chuck Knoblauch	20	September 2-25, 1991
Bob Allison	19	June 12-28, 1964
Roy Smalley	19	April 29-May 20, 1979
Brian Harper	19	July 20-August 12, 1993
David Ortiz	19	July 17-August 6, 2002
Nick Punto	19	July 4-28, 2006
Rod Carew	18	May 30-June 19, 1973
Rod Carew	18	September 7-27, 1974
Gary Gaetti	18	May 6-27, 1983
Chuck Knoblauch	18	August 7-26, 1997

PLAYER	GAMES	DATES
Tony Oliva	17	July 16-August 1, 1964
Tony Oliva	17	May 13-June 2, 1970
Kent Hrbek	17	May 25-June 13, 1982
Kirby Puckett	17	September 15-October 2, 1988
Kent Hrbek	17	August 21-September 7, 1990
Kent Hrbek	17	August 11-30, 1991
Chuck Knoblauch	17	July 29-August 18, 1993
Paul Molitor	17	August 31-September 19, 1998
Cristian Guzman	17	June 8-26, 2001
Danny Thompson	16	April 28-May 17, 1973
Dave McKay	16	August 29-September 17, 1975
Mickey Hatcher	16	July 20-August 27, 1983
Gary Gaetti	16	August 5-19, 1984
Kirby Puckett	16	April 16-May 3, 1986
Kirby Puckett	16	July 6-26, 1991
Chili Davis	16	July 21-August 7, 1991
Matt Lawton	16	April 13-30, 2000
Justin Morneau	16	June 22-July 9, 2006
Orlando Cabrera	16	September 19-October 6, 2009

JAIR FERNANDEZ

CATCHER

80

Height: 6-1
 Bats: R
 Born: 12/10/86 in Cartagena, Bolivia, CO
 Resides: Cartagena, Bolivia, CO
 Acquired: Trade with Seattle, 3/29/08
 M.L. Service: None
 Contract Status: Signed thru 2011

Weight: 218
 Throws: R
 Opening Day Age: 24



PERSONAL: Jair Fernandez (pronounced juy-AIR).

2010:

- Was invited to Spring Training with Minnesota...transferred to Single-A Ft. Myers to begin the season, April 3.
- Played in 14 games with the Miracle before being promoted to Triple-A Rochester, May 5...played four games with the Red Wings, going hit-less in eight at-bats.
- Transferred back to Single-A Ft. Myers, May 14...played seven games for the Miracle, batting .273 (6-for-22) with three walks.
- Promoted to Double-A New Britain, May 25...played 55 games for the Rock Cats...hit his first home run of the season, June 27 vs. Portland...went 3-for-4 with a home run, July 19 at Harrisburg.
- Promoted back to Rochester, July 31 and played in eight games before being transferred back to New Britain, August 16 through the remainder of the season.
- Hit .302 (19-for-63) with three home runs and 15 rbi for New Britain after the All-Star break.

2009: Spent entire season at Single-A Ft. Myers...played 70 games at catcher for the Miracle and 14 games as the designated hitter...hit his first home run of the season, June 14 at Dayton...season-high four rbi, August 9 at Sarasota...collected 12 multi-hit games...batted .253 (38-for-150) after the All-Star break and .181 (19-for-105) before the All-Star break.

2008: Spent entire season at Single-A Beloit...recorded three three-hit games in a five-game span, April 16-27...batted .344 (11-for-32) in eight April games...fourth three-hit game, May 8 at Burlington...went 4-for-5 with three runs scored, two doubles and two rbi, May 14 vs. Clinton...hit his only home run of the season, May 16 vs. Peoria...fifth three-hit game, May 26 vs. Burlington...batted .313 (20-for-64) with 13 rbi in 18 games in May...disabled for the remainder of the season with a left hand contusion, June 26.

2007: Spent entire season at Single-A Wisconsin...batted .303 (10-for-33) with five runs scored, four doubles and six rbi in 11 games in April...placed on disabled list with contusion to middle finger on right hand, May 7-25...went 2-for-4 with two runs scored, two doubles and a season-high two rbi, June 25 at Peoria...placed on the disabled list with a sprained right ankle, August 4-16, and again on August 23 for the remainder of the season...played in the Mariners 2007 Arizona Instructional League.

2006: Began season at Single-A Inland Empire...promoted to Single-A Everett, June 16 and to Triple-A Tacoma, June 18...appeared in one game with Tacoma and was transferred back to Everett, June 20...season-high six-game hitting-streak, August 13-22...hit his first professional home run and had four rbi, August 19 vs. Yakima...10 of his 31 hits went for extra-bases, including nine doubles...participated in the Mariners Arizona Instructional League.

2005: Batted .250 (28-for-112) in 40 games with Aguirre in the Venezuelan Summer League.

2004: Played with Aguirre in the Venezuelan Summer League, batting .304 (41-for-135) with 22 rbi in 45 games...hit safely in 30 of them.

PROFESSIONAL: Signed with the Mariners as a non-drafted free agent, July 2, 2003.

FERNANDEZ' BATTING RECORD

YEAR	CLUB	AVG	G	AB	R	H	2B	3B	HR	RBI	SH	SF	HB	BB	SO	SB	CS	E	OBP
2004	VSL Mariners	.304	45	135	15	41	10	0	1	22	1	2	6	16	15	0	0	5	396
2005	VSL Mariners	.250	40	112	10	28	3	0	1	7	1	0	1	17	17	0	0	8	354
2006	Inland Empire	.074	8	27	3	2	1	0	0	1	1	0	0	2	8	0	0	1	138
	Tacoma	.000	1	3	0	0	0	0	0	0	0	0	0	1	1	0	0	0	250
	Everett	.230	43	135	15	31	9	0	1	19	2	2	6	16	26	0	1	4	333
2007	Wisconsin	.260	52	146	15	38	11	0	2	13	4	1	3	16	29	2	0	8	343
2008	Beloit	.283	36	127	16	36	8	0	1	20	3	1	1	9	24	0	1	4	333
2009	Ft. Myers	.224	84	255	30	57	14	0	4	28	4	2	4	25	45	1	1	5	301
2010	Ft. Myers	.203	21	64	8	13	3	0	0	9	0	0	2	14	18	0	0	4	363
	New Britain	.267	55	176	21	47	11	1	4	23	3	1	1	15	30	0	0	3	326
	Rochester	.176	12	34	2	6	1	0	0	1	0	0	0	6	8	0	0	0	300
	Minor League Totals	.246	397	1214	135	299	71	1	14	123	19	9	24	137	221	3	3	42	332

KYLE GIBSON

RIGHT-HANDED PITCHER

60

Height: 6-6
 Bats: R
 Born: 10/23/87 in Greenfield, IN
 Resides: Fort Myers, FL
 Acquired: 1st round, 2009 First-Year Player Draft
 M.L. Service: None
 Contract Status: Signed thru 2011

Weight: 210
 Throws: R
 Opening Day Age: 23



PERSONAL: Kyle Benjamin Gibson...2006 graduate of Greenfield Central High School (IN)...attended the University of Missouri, pitching three seasons for the Tigers from 2007-08...was a Communications Major while at Missouri.

2010:

- Began the season with Single-A Ft. Myers, losing his first professional start, April 8 at Bradenton.
- Won his next four decisions, April 13-May 10, including his first win, April 13 at Charlotte.
- Tossed a complete game shutout, allowing one hit, April 29 at Jupiter.
- Named Twins Minor League Player of the Week, May 1, after going 1-0 with one run allowed, five hits, five walks and 10 strikeouts in two starts (14.0 ip)...also earned Florida State League Pitcher of the Week honors, May 3.
- Promoted to Double-A New Britain, May 11...earned the win while striking out 10 in his first start with the Rock Cats, May 15 at Harrisburg.
- Won each of his first three starts for the Rock Cats, including a 7.0-inning complete game, May 25 vs. New Hampshire.
- Named Twins Minor League Pitcher of the Month for May, going 5-0, 1.62 (39.0 ip, 7 er) with 10 walks and 35 strikeouts in six starts between Ft. Myers and New Britain.
- Named to the Eastern League All-Star Team, representing the Eastern Division, pitching 1.0 scoreless inning.
- Promoted to Triple-A Rochester, August 12 and made three starts for the Red Wings...pitched 5.2 innings, 5.0 and 5.0 innings in those three starts.
- Disabled for remainder of season with a left ankle sprain, August 26.
- Recipient of the Jim Rantz Award, given to the Twins Minor League Pitcher of the Year...the ninth Twins minor leaguer to be given the award.
- Ranked as top prospect in the Twins' organization as well as best slider and best change-up by *Baseball America*, entering the 2011 season.
- Named to *minorleaguebaseball.com*'s 2010 Twins organizational All-Star team.

2009: Ranked third-best prospect and best slider in the Twins' system by *Baseball America*, entering 2010...also ranked 61st on *Baseball America*'s top 100 pre-2010 rankings.

AMATEUR CAREER: While attending Greenfield Central High School, went 15-8 with a 1.19 ERA and 251 strikeouts...had a record of 8-6, with a 0.98 ERA and 140 strikeouts...was an All-State selection as a senior...named Hancock County Player of the Year...was twice selected by the Indianapolis Star to the All-East team and named the Player of the Year...named the Hoosier Heritage Conference Player of the Year...was a Louisville Slugger Preseason All-American in 2006...Greenfield Central was sectional champions and regional runners-up in 2005 and advanced to the Elite Eight of the State Tournament in 2006...batted .439 with six home runs at the plate over his high school career...ranked 100th on *Baseball America*'s list of 2006 draft prospects.

2008: Finished the season with a 3.84 ERA, which ranked 14th in the Big 12...was 9-4 on the year, placing third in the Big 12 in wins...tied for third in the conference with 96 strikeouts on the year in 86.2 ip...had an ERA of 4.00 in Big 12 games, which was 10th best in the league...won each of his first five starts of the year...struck out 10 and walked none, allowing two runs on seven hits in six innings pitched against Stetson on February 24 to earn his first win of the year...set a career-high with 11 strikeouts in eight innings on the mound, allowing one run on four hits against Toledo to move to 4-0...picked up fifth-straight victory as he allowed just two unearned runs on four hits against Baylor, striking out nine in a seven-inning complete game...earned Big 12 Pitcher of the Week honors, May 12, 2008...pitched the final 2.2 innings against Texas in the Big 12 Championships, striking out four and not allowing a run on two hits to earn his ninth win of the year...was 5-0 for Team USA at the 2007 FISU World Championships, earning the win for the National Team in the Gold Medal game...named 2008 All-Big 12 Conference Honorable Mention.

2007: Led Mizou with 28 appearances on the mound, which tied for eighth most in MU season record books...had seven saves in 2007, which ranked sixth in the Big 12 and put him into a tie for seventh in the MU record books for saves in a season...was second on the team with eight wins and tied for second on the squad with 77 strikeouts on the year and was third with an opposing batting average of .242...ranked third-best prospect in Cape Cod League by *Baseball America* in summer of 2007...named 2007 All-Big 12 Conference Honorable Mention.

PROFESSIONAL: Signed by Twins' scout J.R. DiMercurio...originally selected in the 36th round of the June, 2006 First-Year Player Draft by Philadelphia, but did not sign.

GIBSON'S PITCHING RECORD

YEAR	CLUB	W-L	ERA	G	GS	CG	SH	SV	IP	H	R	ER	HR	HB	BB	SO	WP	BK	BAA
2010	Ft. Myers	4-1	1.87	7	7	1	1	0	43.1	33	11	9	2	2	12	40	2	0	.213
	New Britain	7-5	3.68	16	16	1	0	0	93.0	91	39	38	5	4	22	77	3	0	.259
	Rochester	0-0	1.72	3	3	0	0	0	15.2	12	5	3	0	1	5	9	1	0	.214
Minor League Totals		11-6	2.96	26	26	2	1	0	152.0	136	55	50	7	7	39	126	6	0	.242

2011 PLAYERS

DEOLIS GUERRA

RIGHT-HANDED PITCHER

76

Height: 6-5

Bats: R

Born: 4/17/89 in San Feliz, Bolivar, VZ

Resides: Puerto Ordaz, VZ

Acquired: Trade with New York (NL), 2/2/08


M.L. Service: None

Contract Status: Signed thru 2011

Weight: 245

Throws: R

Opening Day Age: 21



PERSONAL: Deolis Alexander Guerra (pronounced day-OH-lis GAIR-ah).

2010:

- Started the season at Double-A New Britain...lost his first start, allowing five runs (four earned) on six hits in 5.0 innings, April 12 vs. Portland.
- Won in his second start, allowing two runs on six hits in 6.0 innings, with no walks and four strikeouts...did not walk a batter in his first three outings (18.0 ip), April 12-22.
- Went 1-1, 3.07 (29.1 ip, 10 er) with four walks and 21 strikeouts in his first five starts...promoted to Triple-A Rochester, May 10.
- Made five appearances (four starts), going 0-3, 6.84 ERA (25.0 ip, 19 er) with eight walks and 19 strikeouts for the Red Wings...was transferred to New Britain, June 5.
- Tossed an 8.0-inning complete game in his first start back with the Rock Cats, June 9 at Richmond...allowed two runs (none earned) on three hits but suffered the loss.
- Earned his second and final win of the season, tossing 7.0 shutout innings allowing four hits, July 1 at New Hampshire.
- Placed on the disabled list with a left oblique strain, missing the rest of the season, August 26.
- Pitched in the Venezuelan Winter League for Navegantes del Magallanes, going 2-1, 3.12 (43.1 ip, 15 er) with 36 strikeouts and five walks in nine games (seven starts).

2009: Began season at Single-A Ft. Myers...recorded first win, April 15 vs. Jupiter, allowing three hits in 5.0 shutout innings...named Florida State League Pitcher of the Week for June 29...promoted to Double-A New Britain, July 7...won his first game with the Rock Cats in his first start, July 8 vs. Connecticut...named Eastern League Player of the Week, July 20...named Twins' Minor League Player of the Week on July 24, going 2-0, 2.03 (13.1 ip, 3 er) with 15 strikeouts and eight hits allowed in two starts, including a complete game shutout with 12 strikeouts, July 23 vs. Portland...his 12 combined wins and 149.0 innings pitched were both third in the Twins minor league system...ranked as having the best changeup in the Twins' system by *Baseball America*...played in the Venezuelan Winter League with Navegantes del Magallanes, going 2-0, 5.63 (16.0 ip, 10 er) in four games (three starts).

2008: Spent entire season at Single-A Ft. Myers after being acquired in a trade with the New York Mets in the offseason (February 2), along with pitchers Kevin Mulvey and Philip Humber and outfielder Carlos Gomez, in exchange for pitcher Johan Santana...allowed just one run on 10 hits in his first three outings (15.0 ip)...won four straight games, May 8-29...tossed a complete game shutout, allowing just three hits, July 1 vs. Tampa...tossed 6.1 shutout innings, July 11, allowing five hits while earning the win...held right-handers to a .230 batting average while lefties batted .327...led the club in wins (11), innings pitched (130.0) and strikeouts (71)...ranked fourth in the Florida State League in wins...ranked best changeup in the Twins minor league system by *Baseball America*.

2007: Spent entire season at Single-A St. Lucie of the Florida State League...earned his first win of the season with 6.0 shutout innings, April 23 at Jupiter...posted a 2.18 ERA (20.2 ip, 5 er) over his first four starts...struck out a season-high of seven batters in 5.2 innings, May 3...pitched for the World Team in the Major League Baseball Futures Game, July 8 at San Francisco...posted a 2.89 ERA over his final five appearances...held righthanded batters to a .228 (44-for-193) batting average with 37 strikeouts...was ranked as the Mets' second-best prospect by *Baseball America* entering the 2008 season.

2006: Started his professional career in the South Atlantic League with Single-A Hagerstown...won his first game, June 8 as he allowed just one run on four hits over 5.0 innings...named Pitcher of the Week, July 24-30 after going 2-0, with a 0.52 ERA (17.1 ip, 1 er)...made three starts in August posting a 1.15 ERA before being promoted to Single-A St. Lucie...made two starts for St. Lucie, including winning his last start of the season, tossing 5.0 innings allowing just one earned run, September 2 vs. Vero Beach.

PROFESSIONAL: Signed by New York Mets as non-drafted free agent, July 2, 2005...signed by scout Rafael Bournigal.

GUERRA'S PITCHING RECORD

YEAR	CLUB	W-L	ERA	G	GS	CG	SH	SV	IP	H	R	ER	HR	HB	BB	SO	WP	BK	BAA
2006	Hagerstown	6-7	2.20	17	17	0	0	0	81.2	59	22	20	3	2	37	64	5	0	.208
	St. Lucie	1-1	6.14	2	2	0	0	0	7.1	9	6	5	1	0	6	5	1	0	.290
2007	St. Lucie	2-6	4.01	21	20	0	0	0	89.2	80	44	40	9	6	25	66	6	2	.240
2008	Ft. Myers	11-9	5.47	26	25	1	1	0	130.0	138	85	79	12	5	71	71	10	0	.272
2009	Ft. Myers	6-8	4.69	16	15	0	0	0	86.1	95	52	45	6	5	25	57	5	2	.278
	New Britain	6-3	5.17	12	11	1	1	0	62.2	62	38	36	4	5	17	49	4	0	.258
2010	New Britain	2-10	6.24	19	19	1	0	0	102.1	127	83	71	14	4	37	67	9	1	.308
	Rochester	0-3	6.84	5	4	0	0	0	25.0	35	21	19	5	1	8	18	2	1	.337
Minor League Totals		34-47	4.85	118	113	3	2	0	585.0	605	351	315	54	28	226	397	42	6	.268


CARLOS GUTIERREZ

RIGHT-HANDED PITCHER

72

Height: 6-3
 Bats: R
 Born: 9/22/86 in Miami, FL
 Resides: Miami, FL
 Acquired: 1st round (27th overall), 2008 First-Year Player Draft
 M.L. Service: None
 Contract Status: Signed thru 2011

Weight: 225
 Throws: R
 Opening Day Age: 24



PERSONAL: Carlos Rafael Gutierrez...2004 graduate of Christopher Columbus High School in Miami, FL...went 6-2 with a 2.70 ERA with 42 strikeouts and two saves in his senior season, leading Columbus to a 25-6 record and district and conference champions...attended the University of Miami and was red-shirted in 2007 to rehab his right elbow from "Tommy John" surgery...younger brother, David, was drafted by the Twins in the 37th round of the 2009 First-Year Player Draft, also out of the University of Miami, but retired prior to the 2011 season...would have pitched for the Hurricanes together in 2007, if not for Carlos' elbow surgery.

2010:

- Began the season with Double-A New Britain...started 16 games for the Rock Cats before moving to the bullpen in mid-July, where he did not allow a home run in 32.2 relief innings.
- Struck out at least one batter in all but two of his 32 games pitched at New Britain...struck out multiple batters in 21 of his appearances.
- Allowed just three runs in his final seven appearances (16.0 ip), with 15 strikeouts, before being promoted to Triple-A Rochester, September 3.
- Made two appearances for the Red Wings...tossed 3.0 shutout innings in his first Triple-A appearance, allowing two hits with four strikeouts, September 4 vs. Syracuse.
- Pitched for Peoria Saguaros in the Arizona Fall League, going 1-0, 6.55 (11.0 ip, 8 er) with 10 strikeouts in 12 games...named to the Arizona Fall League's Rising Star Team.
- Ranked as the Twins 10th-best prospect by *Baseball America* entering the 2011 season.

2009: Began the season with Single-A Ft. Myers...named Twins' Minor League Pitcher of the Month for April, going 0-1 0.78 (23.0 ip, 2 er) in five games (four starts) with 10 hits allowed, 13 strikeouts and a batting-average-against of .135...first home run allowed at the professional level, May 28 vs. Tampa...posted the second-lowest ERA and batting-average-against on the Miracle...named to the Florida State League All-Star Team and did not play due to promotion...ranked 11th-best prospect in the Florida State League by *Baseball America*...transferred to Double-A New Britain, June 3...earned his only win for the Rock Cats in his first start, June 7 at Harrisburg, allowing five runs on seven hits in 5.0 innings...made six starts for the Rock Cats and moved to the bullpen in July for the rest of the season...did not allow a home run in his final 10 appearances (16.0 ip)...ranked seventh-best prospect and best fastball in the Twins' organization by *Baseball America*, entering the 2010 season.

2008: Signed with the Twins, July 3 and spent the season with Single-A Ft. Myers...made his first professional appearance, July 13 vs. Jupiter, tossing 1.0 scoreless inning of relief...earned his first professional victory, July 31 vs. Clearwater, allowing one run on three hits in 2.1 innings...earned his first professional save, August 28 vs. Lakeland, tossing 2.0 perfect innings...did not allow a run in his final six appearances (9.0 ip), August 14-31...following the season, pitched for Gigantes de Carolina of the Winter Liga de Beisbol Profesional de Puerto Rico, and with Puerto Rico in the 2009 World Baseball Classic...ranked as the ninth-best prospect in the Twins' organization by *Baseball America* entering the 2009 season.

AMATEUR: During his time at Miami, he played with current Twins teammate Danny Valencia, Brewers outfielder Ryan Braun, Indians pitcher Chris Perez, and notable current MLB players Jon Jay (St. Louis), Jemile Weeks (Oakland) and Yonder Alonso (Reds)...went 9-7 with a 4.40 ERA in 17 starts for the Hurricanes in 2006 as a sophomore...redshirted in 2007, rehabbing from "Tommy John" surgery on his right elbow...went 5-4 with a 3.81 ERA with 13 saves in 39 games in his senior season...pitched in the College World Series in 2008, playing against current Vikings running back Toby Gerhart (outfielder for Stanford), as the Cardinal eliminated #1 seed Miami in his final game at the collegiate level.

PROFESSIONAL: Signed by scout Hector Otero.

GUTIERREZ' PITCHING RECORD

YEAR	CLUB	W-L	ERA	G	GS	CG	SH	SV	IP	H	R	ER	HR	HB	BB	SO	WP	BK	BAA
2008	Ft. Myers	3-1	2.10	16	0	0	0	1	25.2	23	7	6	0	1	7	19	7	0	.240
2009	Ft. Myers	2-3	1.32	11	10	0	0	0	54.2	37	20	8	1	2	22	33	5	0	.192
	New Britain	1-3	6.19	22	6	0	0	0	52.1	62	36	36	6	3	24	32	1	0	.300
2010	New Britain	5-8	4.57	32	16	0	0	2	122.0	136	71	62	7	6	50	81	7	0	.291
	Rochester	0-0	2.25	2	0	0	0	0	4.0	5	1	1	0	0	2	6	0	0	.333
Minor League Totals		11-15	3.93	83	32	0	0	3	258.2	263	135	113	14	12	105	171	20	0	.269

GUTIERREZ' WORLD BASEBALL CLASSIC RECORD

YEAR	CLUB	W-L	ERA	G	GS	CG	SH	SV	IP	H	R	ER	HR	HB	BB	SO	WP	BK	BAA
2009	Puerto Rico	0-0	0.00	1	0	0	0	0	1.0	1	0	0	0	0	0	3	0	0	.250

2011 PLAYERS

ERIC HACKER

RIGHT-HANDED PITCHER

88

Height: 6-1
Bats: S
Born: 3/26/83 in Dallas, TX
Resides: Dallas, TX
Acquired: Signed as free agent, 11/9/10
M.L. Service: 27 days
Contract Status: Signed thru 2011

Weight: 230
Throws: R
Opening Day Age: 28



PERSONAL: Eric Lynn Hacker...wife Christine (Wells)...2002 graduate of Duncanville (TX) High School...was the starting quarterback in his senior year at Duncanville before breaking his foot in the second game of the season...2002 third-team Class 5A All-State pitcher in Texas, along with current Twins pitcher Jeff Manship.

2010:

- Spent the season with Triple-A Fresno...won each of his first five decisions for the Grizzlies and seven of his first eight, April 10-May 18...did not allow a home run in those eight starts (45.0 ip).
- Posted a record of 8-0 in 10 starts, July 4-August 20, improving his record to 16-5 at the time...dropped his final three starts, August 25-September 4, finishing the season at 16-8.
- Tossed a season-high 8.1 innings, August 5 at Round Rock.
- Posted a season-high of eight strikeouts three times: April 21 vs. Reno, April 27 at Portland and July 21 vs. Salt Lake.
- Recorded 14 quality starts (29 total starts)...pitched 6.0-plus innings in 15 starts and 7.0-plus in seven starts.
- Led the Pacific Coast League in wins and starts, was fourth in strikeouts and sixth in innings pitched.
- Was the first pitcher since 2002 (Steve Randolph, Tucson) to win 15 games in the Pacific Coast League...first pitcher since 1995 to post at least 16 wins in the PCL, the previous being Donne Wall, winning 17 games for Tucson.

2009: Started the season at Double-A Trenton, making three starts, April 8-21...transferred to Scranton/Wilkes-Barre, April 25 and made three starts while there...was traded from New York (AL) to Pittsburgh, May 16 in exchange for pitcher Romulo Sanchez...started his first game for Triple-A Indianapolis, May 21, allowing one run (none earned) in 5.2 innings pitched...made 21 starts for the Indians...was named the International League Pitcher of the Week, August 3-9...was recalled by Pittsburgh, September 8 and made his Major League debut, September 22 vs. Cincinnati, allowing two runs on three hits in 1.0 inning of relief...made two more relief appearances for the Pirates and did not allow a run in 2.0 innings pitched.

2008: Started the season with Single-A Tampa, going 2-2 with a 1.87 ERA (53.0 ip, 11 er) in nine starts...did not allow an earned run in six of his nine starts, holding opponents scoreless four times...named Florida State League Pitcher of the Week from April 8-14, going 0-0, 0.00 (14.0 ip) allowing two hits and one walk...threw 7.0 no-hit innings in his second start, April 8 vs. Dunedin...transferred to Double-A Trenton, May 28...made two postseason starts with the Thunder, going 2-0, 1.54 (11.2 ip, 2 er) in those two...overall, ranked second among all Yankee minor leaguers and 12th in all of minor league baseball in ERA (2.43)...limited opponents to three runs-or-less in 26 of 27 starts between Single-A and Double-A.

2007: Started the season with Single-A Charleston and went 9-2, winning each of his final six decisions, June 25-August 29...tossed 5.0 hitless innings, August 17 vs. Augusta...was placed on the 15-day disabled list with a left femur contusion, August 7-17...transferred to Triple-A Scranton/Wilkes-Barre, September 2 and made his final appearance of the season, September 3, tossing 2.2 innings in his Triple-A debut.

2006: Missed the entire season after undergoing right shoulder scope.

2005: Spent the season with Single-A Charleston, going 5-2 in 10 starts...was selected as a mid-season All-Star for the South Atlantic League...held opponents to one run-or-less in seven starts, including 8.0 shutout innings in his final start, July 2 vs. Rome...was placed on the disabled list with right shoulder inflammation, July 3 and missed the remainder of the season.

2004: Missed the entire season after undergoing "Tommy John" surgery on his right elbow.

2003: Started the season with the GCL Yankees, posting a 3-2 record with a 2.86 ERA (28.1 ip, 9 er) and 26 strikeouts in seven games (five starts)...transferred to Single-A Staten Island, August 6...made two starts with Single-A Staten Island before being placed on the disabled list with a right elbow strain, missing the rest of the season.

2002: Started his professional career with the GCL Yankees appearing in just three games and tossed 3.2 scoreless innings.

PROFESSIONAL: New York Yankees' 23rd round pick in the 2002 First-Year Player Draft...signed by scout Mark Batchko.

HACKER'S GAME HIGHS

2010			CAREER	
IP: --	Walks: --		IP: 1.0, 3x, last 10/4/09 at Cin.	Walks: 1, 2x, last 10/4/09 at Cin.
SO: --	CG: --	SO: 1, 10/4/09 at Cin.	CG: --	
Win-Streak: --	Low-Hit: --	Win-Streak: --	Low-Hit: --	

HACKER'S PITCHING RECORD

YEAR	CLUB	W-L	ERA	G	GS	CG	SH	SV	IP	H	R	ER	HR	HB	BB	SO	WP	BK	BAA
2002	GCL Yankees	0-0	0.00	3	0	0	0	0	3.2	2	0	0	0	1	1	2	0	0	.167
2003	GCL Yankees	3-2	2.86	7	5	0	0	0	28.1	25	9	9	1	0	7	26	1	0	.234
	Staten Island	0-0	1.00	2	2	0	0	0	9.0	10	2	1	0	1	1	5	0	0	.263
2004		INJURED - DID NOT PLAY																	
2005	Charleston	5-2	1.60	10	10	1	0	0	62.0	49	14	11	0	0	14	40	0	0	.219
2006		INJURED - DID NOT PLAY																	
2007	Tampa	3-3	6.10	9	7	0	0	0	38.1	52	28	26	3	3	14	22	0	0	.329
	Charleston	9-2	2.56	17	17	0	0	0	95.0	89	34	27	5	7	18	54	4	1	.254
	Scanton/Wilkes-Barre	1-0	6.75	1	0	0	0	0	2.2	5	2	2	0	1	1	3	0	0	.417
2008	Tampa	2-2	1.87	9	9	0	0	0	53.0	38	14	11	1	2	9	31	0	1	.205
	Trenton	7-4	2.76	17	17	0	0	0	91.1	83	33	28	3	5	28	84	4	1	.249
2009	Trenton	1-1	4.11	3	3	0	0	0	15.1	16	10	7	0	0	7	8	2	1	.281
	Scranton/Wilkes-Barre	0-1	7.88	3	3	0	0	0	16.0	19	14	14	3	2	4	12	0	1	.311
	Indianapolis	5-5	4.02	21	21	0	0	0	116.1	135	57	52	6	8	46	82	4	1	.299
	PITTSBURGH	0-0	6.00	3	0	0	0	0	3.0	4	2	2	0	0	2	1	0	0	.333
2010	Fresno	16-8	4.51	29	29	0	0	0	165.2	181	93	83	21	14	62	129	2	4	.280
	Minor League Totals	52-30	3.50	131	123	1	0	0	696.2	704	310	271	43	44	212	498	17	10	.267
	Major League Totals	0-0	6.00	3	0	0	0	0	3.0	4	2	2	0	0	2	1	0	0	.333

HACKER'S FIELDING RECORD

POSITION	PCT	G	PO	A	E	TC	DP	PB
Pitcher	1.000	3	1	2	0	3	0	—

TOP ACTIVE OPPOSITION HITTERS VS. TWINS

(Minimum of 100 career at-bats against Minnesota)

PLAYER	AB	H	AVG	PLAYER	AB	H	AVG
Dustin Pedroia	100	38	.380	Manny Ramirez	488	161	.330
Mark Teixeira	222	83	.374	Milton Bradley	152	50	.329
Bobby Abreu	161	58	.360	Alex Rodriguez	488	160	.328
Orlando Cabrera	202	72	.356	Kevin Youkilis	110	36	.327
Alberto Callaspo	170	58	.341	Magglio Ordonez	703	230	.327
Gordon Beckham	101	34	.337	Placido Polanco	352	115	.327
Hideki Matsui	149	50	.336	David Ortiz	138	45	.326
Alexei Ramirez	188	63	.335	Bengie Molina	188	61	.324
Chone Figgins	278	92	.331	Derek Jeter	451	145	.322
Ichiro Suzuki	375	124	.331	Robinson Cano	165	53	.321
Yuniesky Betancourt	248	82	.331	David DeJesus	332	106	.319

TOP ACTIVE OPPOSITION PITCHERS VS. TWINS

(Minimum of six career victories against Minnesota)

PITCHER	W	L	IP	ER	ERA	PITCHER	W	L	IP	ER	ERA
Mark Buehrle	25	18	303.1	138	4.09	Arthur Rhodes	8	5	82.2	33	3.59
Tim Wakefield	14	6	152.1	73	4.31	John Lackey	7	5	102.2	42	3.68
CC Sabathia	13	8	191.2	65	3.05	Darren Oliver	7	6	91.2	41	4.03
Jamie Moyer	12	7	176.2	71	3.62	Justin Verlander	7	7	116.1	48	3.71
Freddy Garcia	10	7	144.2	65	4.04	Jake Westbrook	7	10	132.2	55	3.73
Nate Robertson	9	11	151.1	71	4.22	John Danks	6	7	115.2	65	5.06
Jon Garland	8	8	166.0	84	4.55	Tim Hudson	6	3	101.1	24	2.13
Roy Halladay	8	2	95.0	31	2.94	Javier Vazquez	6	7	106.0	62	5.26
Cliff Lee	8	4	116.1	47	3.64						

CHRIS HERRMANN

CATCHER

82

Height: 6-0
 Bats: L
 Born: 11/24/87 in Tomball, TX
 Resides: Tomball, TX
 Acquired: 6th round, 2009 First-Year Player Draft
 M.L. Service: None
 Contract Status: Signed thru 2011

Weight: 195
 Throws: R
 Opening Day Age: 23



PERSONAL: Christopher Herrmann...2006 graduate of Tomball High School (TX) where he was unanimously named as 17-5A First-Team All-District second baseman...attended Alvin Community College where he was named to the NCAA Division I All-American Team in 2008...named to the JUCO World Series All-Tournament Team...honored with the NCAA Rawlings Big Stick Award...transferred to the University of Miami as a junior and majored in sociology...originally selected in the 10th round of the 2008 First-Year Player Draft by Baltimore.

2010:

- Spent the entire season with Single-A Ft. Myers...finished the season fourth on the team in doubles and games played....ranked fifth on the team in on-base percentage and rbi.
- Had an eight-game hitting streak, batting .375 (12-for-43), April 16-26...raised his batting average from .217 to .294 during the streak.
- Hit .333 (13-for-39) with five runs, three doubles, a triple, home run, four rbi and four walks when batting second in the order.
- Caught 42 games for the Miracle, throwing out 21 of 59 (36%) potential basestealers...also made 11 appearances in center field and 52 in left field.
- Was named to the Florida State League Mid-Season All-Star Team.

2009: Began professional career with Rookie-Level Elizabethton after signing on June 19...had 10-game hit-streak batting .439 (18-for-41) with 13 runs, two homers, four rbi, five walks and four doubles, July 7-16...finished fourth in the Appalachian League in runs scored.

AMATEUR CAREER: Finished his junior year at Miami with a team-best .341 batting average...ranked as one of the top hitters in the ACC the second half of the 2009, hitting .398 over UM's last 30 games...led the 'Canes in batting average, runs scored (59) and on-base percentage (.458), while ranking second in both hits (73) and walks (41)...the Texas native was named NCBWA Pro-Line Athletic National Player of the Week and Atlantic Coast Conference Player of the Week after hitting .769 (10-for-13) with two homers, eight RBI and eight runs scored in a three-game series sweep at Wake Forest (5/14-16).

PROFESSIONAL: Signed by scout Hector Ortero...originally selected by Baltimore in the 10th round of the 2008 First Year Player Draft.

HERRMANN'S BATTING RECORD

YEAR	CLUB	AVG	G	AB	R	H	2B	3B	HR	RBI	SH	SF	HB	BB	SO	SB	CS	E	OBP
2009	Elizabethton	.297	59	236	45	70	14	1	7	30	1	2	5	33	40	2	2	2	.391
2010	Ft. Myers	.219	107	356	34	78	17	3	2	30	2	2	7	41	74	3	2	5	.311
Minor League Totals		.250	166	592	79	148	31	4	9	60	3	4	12	74	114	5	4	7	.343

WWW.TWINSBASEBALL.COM

Established in June 2000 following a unanimous vote by the 30 Major League Baseball club owners to centralize all of Baseball's Internet operations, MLB Advanced Media LP (MLBAM) is the interactive media and internet company of Major League Baseball. MLBAM manages the official league site, www.MLB.com, and each of the 30 individual Club sites. Twinsbaseball.com, the first official team website launched onto the MLB portal on January 15, 2001 by MLB Advanced Media LP (MLBAM), offers fans the most comprehensive baseball information about the Minnesota Twins available online. Some of the features of the Twins' official website include the most up-to-date statistics, game summaries, extensive historical information, and exclusive features about Minnesota Twins events and programs, including online ticket sales, baseball merchandise, authenticated memorabilia and collectibles, fantasy games, live and archived radio broadcasts of every game, live and archived video webcasts of entire games, pitch-by-pitch enactment of games, and hosted post-game video highlight shows. Twins fans can download logos and sign up for alerts from their mobile phone.

JIM HOEY

RIGHT-HANDED PITCHER

Height: 6-6

Bats: R

Born: 12/30/82 in Trenton, NJ

Resides: Robbinsville, NJ

Acquired: Trade with Baltimore, 12/9/10

M.L. Service: 1 year, 97 days

Contract Status: Signed thru 2011

Weight: 208

Throws: R

Opening Day Age: 28



37

PERSONAL: James Urban Hoey V (pronounced Hoe-EE)...wife Jocelyn (Tuccillo)...2000 graduate of Hamilton (NJ) High School West...attended Rider University in Lawrenceville, New Jersey.

2010:

- Began the season with Double-A Bowie, posting a 1.35 (13.1 ip, 2 er) in nine June appearances.
- Promoted to Triple-A Norfolk, July 16...allowed just two earned runs in his first nine appearances (10.0 ip).
- Struck out all five batters he faced, August 20 vs. Durham.
- Did not allow a run in 13 of his 18 appearances at Norfolk and 17 of his 24 appearances at Bowie.
- Combined to go 6-0, 3.25 (52.2 ip, 19 er) with 70 strikeouts, 34 walks and an opponents-batting-average of .196 (37-for-189) in 42 appearances between both levels.
- Held lefties to a .143 (5-for-35) batting average and righties to a .158 (6-for-38) average while at Norfolk.
- Acquired from the Baltimore Orioles, along with pitcher Brett Jacobson, in exchange for infielders J.J. Hardy, Brendan Harris and cash, December 9.

2009: Spent the season with Double-A Bowie, making 36 appearances...recorded multiple strikeouts in eight consecutive appearances, June 21-July 12...recorded his first win of the season, July 3 vs. Akron, tossing 2.0 scoreless innings...did not allow a home run in 15 consecutive appearances (21.0 ip), May 2-July 18...went 2-2, 3.00 (30.0 ip, 10 er) with 36 strikeouts in 20 games Pre-All-Star break.

2008: Did not pitch due to right shoulder inflammation...placed on the 60-day disabled list, August 5.

2007: Began the season with Double-A Bowie...went 14-for-14 in save opportunities for the Baysox and did not allow a run in 18.2 innings pitching, while striking out 28 and walking four...transferred to Triple-A Norfolk, June 1, tossing 16.0 consecutive scoreless innings, June 12-July 19...recalled to Baltimore, June 16 and allowed three runs in 0.2 innings that day vs. Arizona...it was his only appearance before being optioned to Norfolk, June 19...recalled, August...did not allow a run in his first six outings (6.1 ip)...earned his first Major League win, August 10 vs. Boston with 1.1 scoreless inning of relief...combined to go 6-4, 3.07 (70.1 ip, 24 er) with 87 strikeouts and 32 walks in 63 games between all three levels.

2006: Began the season with Single-A Delmarva, appearing in 27 games, striking out 46 batters in 28.1 innings pitched...named to the South Atlantic mid-season All-Star team...transferred to Single-A Frederick, June 21 and allowed one earned run in 14.0 innings for the Keys...transferred to Double-A Bowie, August 1, striking out two-or-more batters in four of his eight appearances for the Baysox...had his contract selected by Baltimore, August 23...made his Major League debut, August 23 vs. Minnesota, recording a walk (Hunter) and a strikeout (Kubel)...appeared in 12 games for the Orioles before being shut down in mid-September with right shoulder soreness...was the winner of the Jim Palmer Prize as the top pitcher in the Orioles farm system.

2005: Missed over six weeks to start the season, recovering from elbow surgery...spent the season with Single-A Aberdeen...made his first start, June 21 vs. Hudson Valley, allowing six runs (four earned) without recording an out...placed on the disabled list and did not appear in another game until August 14...surrendered one run-or-less in seven of his eight outings after his return.

2004: Spent the season at Single-A Aberdeen...made just two appearances before being sidelined with a sprained ligament in his right elbow...took the loss in his final start of the season, June 24 vs. Jamestown, allowing six runs in 2.0 innings...underwent season-ending "Tommy John" surgery on his right elbow, July 20.

2003: Spent the season with Rookie-Level Bluefield, appearing in 11 games and making eight starts...earned the win, July 24 vs. Johnson City, allowing one hit in 6.0 scoreless innings and was named Appalachian League Pitcher of the Week.

PROFESSIONAL: Baltimore's 13th round pick in the 2003 First-Year Player Draft...signed by scout Jim Howard.

HOEY'S GAME HIGHS

2010			CAREER	
IP: --	Walks: --		IP: 2.0, 8/27/06 vs. T.B.	Walks: 3, 9/3/07 at T.B.
SO: --	CG: --	SO: 2, 2x, last 9/3/07 at T.B.	CG: --	
Win-Streak: --	Low-Hit: --	Win-Streak: 2, 9/22-27/07	Low-Hit: --	

2011 PLAYERS

HOEY'S PITCHING RECORD

YEAR	CLUB	W	L	ERA	G	GS	CG	SH	SV	IP	H	R	ER	HR	HB	BB	SO	WP	BK	BAA
2003	Bluefield	2	3	2.79	11	8	0	0	0	42.0	33	19	13	3	6	19	20	2	0	.219
2004	Aberdeen	0	1	9.45	2	2	0	0	0	6.2	12	8	7	1	0	1	6	0	0	.375
2005	Aberdeen	1	1	4.80	9	0	0	0	0	15.0	11	10	8	1	3	10	15	1	0	.216
2006	Delmarva	2	1	2.54	27	0	0	0	18	28.1	17	8	8	2	0	10	46	1	0	.175
	Frederick	0	0	0.64	14	0	0	0	11	14.0	13	3	1	0	1	5	16	1	0	.228
	Bowie	0	0	4.00	8	0	0	0	4	9.0	9	5	4	1	0	3	11	0	0	.243
	BALTIMORE	0	1	10.24	12	0	0	0	0	9.2	14	11	11	1	2	5	6	0	1	.359
2007	Bowie	1	0	0.00	20	0	0	0	14	18.2	13	0	0	0	1	4	28	0	0	.200
	Norfolk	2	0	1.33	20	0	0	0	2	27.0	15	4	4	1	1	10	41	1	0	.161
	BALTIMORE	3	4	7.30	23	0	0	0	0	24.2	25	21	20	2	1	18	18	1	0	.272
2008		INJURED - DID NOT PLAY																		
2009	Bowie	2	6	4.50	36	0	0	0	0	48.0	48	27	24	4	1	32	47	2	0	.274
2010	Bowie	2	0	3.16	24	0	0	0	0	31.1	26	11	11	1	0	17	38	3	0	.224
	Norfolk	4	0	3.38	18	0	0	0	0	21.1	11	8	8	0	3	17	32	4	0	.151
Minor League Totals		16-12	3.03	189	10	0	0	49	261.1	208	103	88	14	16	128	300	15	0	.220	
Major League Totals		3-5	8.13	35	0	0	0	0	34.1	39	32	31	3	3	23	24	1	1	.298	

HOEY'S FIELDING RECORD

POSITION	PCT	G	PO	A	E	TC	DP	PB
Pitcher	.875	35	4	3	1	8	0	—

TWINS LAST TRADE WITH...

AMERICAN LEAGUE

TRADES	TEAM	LAST TRADE	OBTAINED	TRADED
6	Baltimore	12/9/10	Jim Hoey, Brett Jacobson	J.J. Hardy, Brendan Harris, cash
11	Boston	12/10/09	Chris Province	Boof Bonser
6	Chicago	4/30/86	Juan Agosto, Kurt Walker	Pete Filson
14	Cleveland	8/7/09	Carl Pavano	PTBNL (Yohan Pino)
9	Detroit	7/28/01	Todd Jones	Mark Redman
1	Kansas City	10/27/73	Tom Burgmeier	Ken Hill
10	Los Angeles	8/27/10	Brian Fuentes	PTBNL (Loek Van Mil)
10	New York	8/31/03	Jesse Orsco	Juan Padilla
5	Oakland	7/31/09	Orlando Cabrera	Tyler Ladendorf
6	Seattle	7/11/05	Bret Boone, Cash	PTBNL or Cash
1	Tampa Bay	11/28/07	Delmon Young, Brendan Harris, Jason Pridie	Matt Garza, Jason Bartlett, Eduardo Morlan
5	Texas	8/25/08	Eddie Guardado	Mark Hamburger
4	Toronto	7/16/03	Shannon Stewart	Bobby Kielty
3	Washington	3/21/70	Brant Alyea	Joe Grzenda, Charley Walters

NATIONAL LEAGUE

TRADES	TEAM	LAST TRADE	OBTAINED	TRADED
2	Arizona	8/28/09	Jon Rauch	PTBNL (Kevin Mulvey) and Cash
2	Atlanta	9/5/97	Steve Hacker	Greg Myers
10	Chicago	11/21/07	Craig Monroe	PTBNL (Doug Deeds)
9	Cincinnati	7/31/06	Zach Ward	Kyle Lohse
5	Colorado	12/16/10	Paul Bargas	Jose Morales
2	Florida	12/2/05	Luis Castillo	Travis Bowyer, Scott Tyler
4	Houston	8/3/99	Josh Dimmick	George Williams
8	Los Angeles	7/31/95	Ron Coomer, Greg Hansell, Chris Latham, Jose Parra	Mark Guthrie, Kevin Tapani
8	Milwaukee	11/6/09	J.J. Hardy	Carlos Gomez
9	New York	2/2/08	Carlos Gomez, Phil Humber, Kevin Mulvey, Deolis Guerra	Johan Santana
8	Philadelphia	12/3/03	Carlos Silva, Nick Punto, Bobby Korecky	Eric Milton
3	Pittsburgh	3/17/92	John Smiley	Midre Cummings, Denny Neagle, Paul Sorrento
5	St. Louis	4/22/88	Tom Herr	Tom Brunansky
5	San Diego	9/9/03	Alex Garcia	Todd Sears
6	San Francisco	12/15/03	J.T. Thomas	Dustan Mohr
8	Wash./ Mntl.	6/29/10	Matt Capps	Wilson Ramos, Joe Testa

STEVE HOLM

CATCHER

27

Height: 6-0
 Bats: R
 Born: 10/21/79 in Sacramento, CA
 Resides: Roseville, CA
 Acquired: Signed as free agent 12/14/10
 M.L. Service: 1 year, 2 days
 Contract Status: Signed thru 2011

Weight: 206
 Throws: R
 Opening Day Age: 31



PERSONAL: Stephen Robert Holm...graduated from McClatchy (CA) High School...same school former Major Leaguer's Larry Bowa, Nick Johnson and Rowland Office attended...attended American River (CA) College and Oral Roberts (OK) University...earned third-team All-American honors during junior year at Oral Roberts, while finishing seventh in the NCAA in 2000 with a .437 batting average...drafted by the Giants as a shortstop.

2010:

- Spent the season with Triple-A Fresno, splitting time at catcher with eventual National League Rookie of the Year, Buster Posey.
- Drove in four runs on two separate occasions: June 7 vs. Sacramento and June 11 at Tacoma.
- Caught 22 games in June (Posey recalled to Giants, May 29) and batted .333 (19-for-57) with six doubles, 17 rbi, 11 runs scored and 12 walks.
- Placed on the disabled list with a jaw contusion, August 28...reinstated from disabled list, September 4 and played in two games.

2009: Began season with Triple-A Fresno...recalled by San Francisco, April 22...caught four games and went 2-for-7 at the plate...caught four Giants pitchers in 10.0-scoreless innings, May 3 vs. Colorado...optioned to Fresno, May 21...combined to hit .365 (32-for-88) in May and June for the Grizzlies...designated for assignment on June 16, but cleared waivers and accepted outright assignment to Fresno, June 19...caught Ramon Ortiz' complete game shutout, August 4 at Tacoma and hit two solo home runs in the game...homered in five of his final 13 games.

2008: Was invited to Giants' Spring Training and made the Opening Day roster for the first time in his career...was the club's back-up catcher for the majority of the season...made his Major League debut as a pinch-runner, April 4 at Milwaukee...doubled off Ben Sheets for first Major League hit, April 6 vs. Milwaukee...hit safely in 10 of his first 16 starts, batting .212 (11-for-52) with five doubles and two rbi...drove in the tying run with two outs in the ninth inning, May 21 at Colorado...first career home run of J.C. Romero, May 11 vs. Philadelphia...optioned to Triple-A Fresno, July 1 and played in 11 games...recalled July 23 and played seven games for the Giants...optioned to Fresno, August 13 and played 11 games before being recalled again, September 1...threw out two of 23 opposing base runners, while pitchers posted a 4.67 ERA (210.0 ip, 109 er) with him behind the plate for the Giants...went 3-for-7 with two doubles and one rbi as a pinch-hitter.

2007: Spent the season at Double-A Connecticut...named to Eastern League All-Star team...Jed the club with 69 games played (all at catcher) and posted a .991 fielding percentage with just four errors...elected free agency on October 29 and re-signed with the Giants, December 17.

2006: Spent the season with Single-A San Jose and set a career-high with 15 home runs...set minor league career-highs in runs scored (44), and slugging percentage (.511)...played in 52 games at catcher, posting a .998 fielding percentage, committing just two errors...caught all five of San Jose's California League playoff games, batting .278 (5-for-18) with a double and two rbi.

2005: Began the season with Single-A Augusta before being transferred to Double-A Norwich, April 14...combined to bat .231 (46-for-199) with eight doubles, five home runs and 33 rbi between both levels.

2004: Spent the season with Single-A San Jose...hit .306 (11-for-36) with three doubles, four home runs, seven rbi, nine runs scored and 13 walks in 13 games in June...hit nine home runs after hitting just one during his first three seasons.

2003: Spent the season with Single-A Hagerstown, batting .220 (38-for-173) with 10 doubles, a home run and 11 rbi in 50 games...hit safely a season-high nine games, July 2-23.

2002: Played his second consecutive season at Single-A Salem-Keizer...converted from infielder to catcher and caught 48 games for the Salem-Keizer Volcanoes.

2001: Played his first professional season at Single-A Salem-Keizer, batting .208 (15-for-72) with three doubles in 33 games.

PROFESSIONAL: San Francisco's 17th round pick in the June, 2001 First Year Player Draft...signed by scout Todd Thomas.

HOLM'S GAME HIGHS

2010		CAREER	
Hits: --	HR: --	Hits: 2, 3x, last 8/4/08 vs. Atl.	HR: 1, 5/11/08 vs. Phi.
RBI: --	Hit-Streak: --	RBI: 2, 2x, last 5/11/08 vs. Phi.	Hit-Streak: 4, 4/26-5/4/08
Grand Slams: --		Grand Slams: --	



2011 PLAYERS

HOLM'S PLAYING RECORD

YEAR	CLUB	AVG	G	AB	R	H	2B	3B	HR	RBI	SH	SF	HB	BB	SO	SB	CS	E	OBP
2001	Salem-Keizer	.208	33	72	8	15	3	1	0	2	1	1	1	10	16	1	0	2	.310
2002	Salem-Keizer	.172	50	128	15	22	4	0	0	11	4	2	0	15	16	0	0	3	.255
2003	Hagerstown	.220	55	173	12	38	10	1	1	17	2	1	3	8	32	3	1	3	.265
2004	San Jose	.259	61	201	27	91	12	0	9	29	4	0	4	33	52	1	2	3	.374
2005	Augusta	.233	56	176	16	41	7	0	5	31	2	3	3	17	36	1	1	4	.307
	Norwich	.217	11	23	4	5	1	0	0	2	2	0	2	4	7	1	0	0	.379
2006	San Jose	.258	69	229	44	59	13	0	15	30	5	0	5	24	59	0	0	2	.341
2007	Connecticut	.272	84	254	35	69	14	0	9	28	3	0	6	42	39	3	1	4	.387
2008	SAN FRANCISCO	.262	49	84	10	22	9	0	1	6	0	1	3	10	16	0	1	0	.357
	Fresno	.273	22	66	7	18	4	0	0	11	0	2	1	10	12	0	0	1	.367
2009	SAN FRANCISCO	.286	4	7	1	2	0	0	0	0	0	0	0	2	0	0	0	0	.444
	Fresno	.242	63	198	23	48	12	0	6	16	3	4	2	15	40	0	0	0	.297
2010	Fresno	.246	82	228	34	56	15	2	4	37	5	4	7	29	40	1	3	3	.343
Minor League Totals		.242	586	1748	225	423	95	4	49	214	31	17	34	207	349	11	8	25	.331
Major League Totals		.264	53	91	11	24	9	0	1	6	0	1	3	12	16	0	1	0	.364

HOLM'S FIELDING RECORD

POSITION	PCT	G	PO	A	E	TC	DP	PB
Catcher	1.000	46	204	6	0	210	0	1

HOW THE 2011 TWINS WERE BUILT

	FIRST-YEAR PLAYER DRAFT (31)	VIA TRADE (9)	SIGNED AS FREE AGENT (17)	RULE-V DRAFT (1)	CLAIMED OFF WAIVERS (1)
1997:	Michael Cuddyer (1st round)				
1999:	Justin Morneau (3rd round)				
2000:	Jason Kubel (12th round)				
2001:	Nick Blackburn (29th round) Joe Mauer (1st round)				
2002:	Scott Baker (2nd round) Pat Neshek (6th round) Denard Span (1st round)		Luke Hughes		
2003:		Francisco Liriano (SF) Joe Nathan (SF)			
2004:	Glen Perkins (1st round) Trevor Plouffe (1st round) Anthony Swarzak (2nd round) Matt Tolbert (16th round) Kyle Waldrop (1st round)**				
2005:	Alex Burnett (12th round) Brian Duensing (3rd round) Kevin Slowey (2nd round) David Bromberg (32nd round) Rene Tosoni (36th round)	Alexi Casilla (LAA)	Jose Mijares		
2006:	Chris Parmelee (1st round) Joe Benson (2nd round) Brian Dinkelman (8th round)** Jeff Manship (14th round) Anthony Slama (39th round) Danny Valencia (19th round)				
2007:	Ben Revere (1st round) Danny Rams (2nd round)** Danny Lehmann (8th round)**	Drew Butera (NYM) Delmon Young (TB)			
2008:	Carlos Gutierrez (1st round)**	Jair Fernandez (SEA)** Deolis Guerra (NYM)			
2009:	Kyle Gibson (1st round)** Chris Herrmann (6th round)** Brian Dozier (8th round)**				
2010:		Matt Capps (WAS) Jim Hoey (BAL)	Jeff Bailey** Yorman Bazardo** Matt Brown** Ray Chang** Phil Dumatrai** Eric Hacker Steve Holm** Justin Huber** Chuck James** Chase Lambin** Tsuyoshi Nishioka Jason Repko Rene Rivera**	Scott Diamond (ATL)	
2011:	** INDICATES NON-ROSTER INVITE (19)		Jim Thome Carl Pavano		Dusty Hughes (KC)

JUSTIN HUBER

INFIELDER/OUTFIELDER

Height: 6-2

Bats: R

Born: 7/1/82 in Melbourne, Australia

Resides: Emerald Victoria, Australia

Acquired: Signed as free agent, 11/18/10

M.L. Service: 1 year, 23 days

Contract Status: Signed thru 2011

Weight: 200

Throws: R

Opening Day Age: 28



26

PERSONAL: Justin Patrick Huber (pronounced HUE-ber)...2000 graduate of Beacon Hill College (Victoria, Australia)...represented Team Australia at the Under-18 Junior World Championships from 1998-2000.

2010:

- Spent entire season with the Hiroshima Carp of the Nippon Professional Baseball League in Japan.
- Hit five home runs in a 27-game span, April 6-June 27...homered in consecutive games, June 13 and 19.
- Had season-high four hits, July 7 at Yomiuri Giants.
- Played 47 games (46 starts) at first base and one game in left field for the Carp.
- Played winter-ball for Melbourne in the Australian Baseball League, batting .202 (23-for-114) with six home runs and 19 rbi in 29 games.

2009: Represented Australia in the World Baseball Classic, going 1-for-11 in three games...began season with Triple-A Rochester...hit a home run in each of his first two games, April 25 vs. Scranton/Wilkes-Barre and May 1 at Indianapolis...had two-homer game, June 25 vs. Columbus...hit seven home runs in June...homered in back-to-back games, June 27-28 vs. Scranton Wilkes-Barre and July 20 and 22 vs. Pawtucket...had four-hit game, July 26 at Charlotte...had second two-homer game, August 30 vs. Buffalo...tied for fifth in the International League with 22 home runs...batted .364 (8-for-22) in eight September games...contract selected by Minnesota, September 6...played his first game with the Twins, going 1-for-2, September 11 vs. Oakland...released from the club, November 13 and signed with Hiroshima in the Nippon Professional Baseball League (Japan).

2008: Began Spring Training with the Kansas City Royals...was outrighted then traded to San Diego, making his Opening Day roster...hit his first home run, April 20 at Arizona...batted .246 (15-for-61) in 33 games with the Padres...outrighted to Triple-A Portland, June 21...went 5-for-5 in his final game, September 1 at Tacoma...hit .317 (19-for-61) in 60 games vs. lefties and .216 (30-for-139) vs. righties.

2007: Began the season with Triple-A Omaha...homered in back-to-back games, April 28 and 29 vs. Nashville...batted .387 (12-for-31) in eight May games...season-high of six rbi, June 10 vs. Nashville...placed on the 7-day disabled list with hamstring strain, rehabbed with the AZL Royals, batting .360 (9-for-25) in seven games...reinstated, July 16...homered in four consecutive games, August 1-4...hit nine home runs and drove in 21 runs in 28 games in August...was recalled from Omaha, September 4...made three starts for the Royals, making his first career appearance in the outfield on September 17 vs. Chicago (AL)...made his first start in left field on September 30 vs. Cleveland.

2006: Represented Australia in the World Baseball Classic, playing in three games, going 1-for-8 with two walks...began the season with Triple-A Omaha...hit five home runs in a seven-day span, April 13-19...four-hit game, April 15 at Memphis...recalled by the Royals, May 3...went 2-for-10 with one walk, one run scored and one rbi in five games for the Royals before being optioned to Omaha, May 19...homered in back-to-back games, July 16 vs. Oklahoma and 17 vs. Nashville...batted .464 (13-for-28) in eight July games...homered in back-to-back games again, August 8 and 9 vs. Tacoma...batted .350 (28-for-80) vs. lefties and .257 (70-for-272) vs. righties...participated in the Dominican Winter League with Leones del Escogido, playing in one game, going 1-for-4 with an rbi...saw his first action in the minors as an outfielder, splitting time with first base.

2005: Began the season with Double-A Wichita and was named Wichita and Royals' Minor League Player of the Year...won the Texas League batting title with a .343 batting average (115-for-335), while leading the league with a .432 on-base percentage and .570 slugging percentage...named to the Texas League All-Star team, but did not participate in the game...selected to *Baseball America's* Minor League All-Star Team...named best first baseman in all of minor league baseball by *Baseball America*...named to MLB.com's Double-A All-Star team...recalled from Wichita on June 20 and made his Major League debut as a pinch hitter on June 21 at Chicago (AL)...became the 21st Australian to play in the Major Leagues...recorded his first Major League hit and rbi with a pinch-hit rbi double off Byung-Hyun Kim at Colorado, June 24...optioned to Wichita, July 1...named MVP of the XM Satellite Futures Game on July 10 in Detroit, going 1-for-2 with a two-out two-rbi double in the World Team's 4-0 victory over the U.S...promoted to Triple-A Omaha, July 29...recalled by Kansas City, September 1...first career three-hit game, September 9 at Detroit, hitting a double, scoring three runs and driving in one run...moved from his regular position as catcher to become a first baseman.

2004: Played at three levels of the Mets organization, (Single-A St. Lucie, Double-A Binghamton and Triple-A Norfolk)...combined to hit .269 (81-for-301) with 13 home runs, 44 rbi in 89 games at three levels for the season...acquired by the Royals in exchange for infielder Jose Bautista on July 30...Bautista was then sent to Pittsburgh to complete a trade involving right-handed pitcher Kris Benson...underwent surgery on August 23 to repair torn cartilage in his left knee...was named to the Australian Olympic team but was forced to miss 2004 Olympic Games due to his knee injury.

2003: Batted .274 (103-for-376) with 28 doubles, 15 home runs, 72 rbi, 42 runs scored and 36 walks in 105 games between Single-A St. Lucie and Double-A Binghamton...selected to play in the 2003 Florida State League All-Star Game...caught and played designated hitter.

2002: Played with Single-A Colombia and Single-A St. Lucie (Mets)...combined to hit .286 (123-for-430) with 24 doubles, three triples, 14 home runs, 93 rbi, 64 runs scored, 56 walks in 123 games between the two levels...was the first unanimous selection to the mid-season 2002 South Atlantic League All-Star team since Mike Hargrove in 1973...named to the postseason All-Star team...played all of his games at catcher and designated hitter.

2001: Played at three levels of the Mets organization, including Single-A St. Lucie, Single-A Brooklyn and Rookie-Level Kingsport...batted .287 (50-for-174) with 11 doubles, seven home runs and 31 rbi at all three levels combined...played all games at catcher.

PROFESSIONAL: Signed by the New York Mets as a non-drafted free agent on July 26, 2000...signed by James Waddell and Omar Minaya.

HUBER'S GAME HIGHS

2010			CAREER		
Hits: --	HR: --		Hits: 3, 9/9/05 at Det.	HR: 1, 2x, last 6/14/08 at Cle.	
RBI: --	Grand Slams: --		RBI: 3, 4/20/08 at Ari.	Grand Slams: --	
Hit-Streak: --			Hit-Streak: 5, 9/18-24/05		

HUBER'S PLAYING RECORD

YEAR	CLUB	AVG	G	AB	R	H	2B	3B	HR	RBI	SH	SF	HB	BB	SO	SB	CS	E	OBP
2001	St. Lucie	.000	2	6	0	0	0	0	0	0	0	0	0	0	2	0	0	0	.000
	Kingsport	.314	47	159	24	50	11	1	7	31	1	4	13	17	42	4	2	8	.415
	Brooklyn	.000	3	9	0	0	0	0	0	0	0	0	0	4	0	0	0	0	.000
2002	Columbia	.291	95	330	49	96	22	2	11	78	0	4	23	45	81	1	2	8	.408
	St. Lucie	.270	28	100	15	27	2	1	3	15	0	2	6	11	18	0	0	3	.370
2003	St. Lucie	.284	50	183	26	52	15	0	9	36	0	2	9	17	30	1	1	5	.370
	Binghamton	.264	55	193	16	51	13	0	6	36	3	1	7	19	54	0	2	6	.350
2004	St. Lucie	.245	14	49	10	12	2	0	2	8	0	0	1	5	8	1	0	0	.327
	Binghamton	.271	70	236	44	64	16	1	11	33	0	1	12	46	57	2	2	5	.414
	Norfolk	.313	5	16	3	5	2	0	0	3	0	0	0	3	3	0	0	0	.421
2005	Wichita	.343	88	335	68	115	22	3	16	74	0	5	5	51	70	7	3	12	.432
	KANSAS CITY	.218	25	78	6	17	3	0	0	6	0	1	1	5	20	0	0	3	.271
	Omaha	.274	32	113	19	31	7	1	7	23	0	0	2	16	33	3	0	3	.374
2006	Omaha	.278	100	352	47	98	22	2	15	44	1	1	4	40	94	2	2	8	.358
	KANSAS CITY	.200	5	10	1	2	1	0	0	1	0	0	0	1	4	1	0	0	.273
2007	Omaha	.276	77	286	39	79	13	1	18	68	0	4	8	20	48	1	0	3	.336
	Surprise Royals	.360	7	25	4	9	4	0	2	7	0	1	1	2	4	0	0	0	.414
	KANSAS CITY	.100	8	10	2	1	0	0	0	0	0	0	0	2	0	0	0	0	.100
2008	SAN DIEGO	.246	33	61	5	15	3	0	2	8	1	0	2	3	19	0	0	1	.303
	Portland	.246	61	199	17	49	12	0	3	27	0	2	4	18	51	0	1	1	.318
2009	Rochester	.273	121	440	60	120	22	2	22	76	0	6	9	51	84	4	3	3	.356
	MINNESOTA	.500	1	2	0	1	0	0	0	0	0	0	0	0	0	0	0	0	.500
2010	Hiroshima	.220	80	177	20	39	7	0	7	17	0	0	7	25	42	0	0	5	.340
	Minor League Totals	.283	855	3030	441	858	184	14	132	559	5	33	104	361	683	26	18	65	.375
	National League Totals	.246	33	61	5	15	3	0	2	8	1	0	2	3	19	0	0	1	.303
	American League Totals	.216	49	102	9	22	4	0	0	7	0	1	1	6	64	1	0	3	.264
	Major League Totals	.224	72	161	14	36	7	0	2	15	1	1	3	9	45	1	0	4	.276

HUBER'S FIELDING RECORD

POSITION	PCT	G	PO	A	E	TC	DP	PB
First Base	.978	20	123	8	3	134	16	—
Outfield	.967	25	29	0	1	30	0	—
Totals	.976	56	152	8	4	164	4	—

HUBER'S WORLD BASEBALL CLASSIC RECORD

YEAR	CLUB	AVG	G	AB	R	H	2B	3B	HR	RBI	SH	SF	HB	BB	SO	SB	CS	E	OBP
2006	Australia	.125	3	8	0	1	0	0	0	0	0	0	0	2	6	0	0	0	.300
2009	Australia	.091	3	11	2	1	0	0	0	1	0	0	1	1	3	0	0	0	.231
	WBC Totals	.105	6	19	2	2	0	0	0	1	0	0	1	3	9	0	0	0	.261

QUALIFYING NUMBERS

To qualify for the batting championship, a player must have a minimum of 502 plate appearances or 3.1 plate appearances per number of his team's games.

To qualify for the ERA title a pitcher must have at least 162.0 innings pitched.

To qualify for the fielding championship, a player must have the highest percentage at his position and

- (1) a catcher must have played in at least 81 games.
- (2) an infielder or outfielder must have played in at least 108 games.
- (3) a pitcher must have at least 162.0 innings pitched.

DUSTY HUGHES

LEFT-HANDED PITCHER

56



Height: 5-10
Bats: L
Born: 6/29/82 in Tupelo, MS
Resides: Horn Lake, MS
Acquired: Claimed off waivers, 1/26/11
M.L. Service: 1 year, 30 days
Contract Status: Signed thru 2011

Weight: 185
Throws: L
Opening Day Age: 28

PERSONAL: Dustin Robert Hughes...wife, Jennifer (Mitchell)...daughter, Kaylen (11/14/06) and son, Easton (10/18/10)...2000 graduate of Horn Lake (MS) High School, earning all-conference and tea MVP honors as a junior and senior...attended Delta State University in Cleveland, Mississippi and was named to the second-team All-Gulf South Conference in 2002 after going 2-2 with a 2.04 ERA and seven saves...led Statesmen to the Division II World Series in 2001 and 2002...was America Baseball Coaches Association/All-South Central Region Second-Team in 2003...graduated from the University of Phoenix in 2006 with a degree in Marketing.

2010:

- Spent his first full season in the Major Leagues, appearing in 57 games...second-most games for an American League rookie reliever (Texas' Neftali Feliz - 70).
- Earned his first Major League win, May 14 vs. Chicago (AL), tossing 1.0 scoreless inning with one hit and one strikeout in a Royals win.
- Did not allow a run in eight consecutive appearances (6.1 ip), June 5-26, allowing just five hits and two walks in that span.
- Posted an ERA of 1.35 (20.0 ip, 3 er) in his final 18 games, July 27-October 3...held opponents to a .230 (17-for-74) batting average with no home runs in that span.
- Allowed just three home runs in 56.1 innings pitched on the season...posted a 3.03 ERA with nine walks in 28 home games.
- Finished second on the Royals staff in appearances, behind Joakim Soria's 66...10th in the American League in games by a lefty reliever.
- Posted an ERA of 2.97 (33.1 ip, 11 er) in 34 games against AL Central opponents...posted an ERA of 2.03 (13.1 ip, 3 er) in 10 appearances against Minnesota...held the Twins lefties to a .143 (3-for-21) batting average.
- Made six winter ball starts for the Senadores de San Juan in the Puerto Rico Winter League, going 3-2, 6.99 (28.1 ip, 22 er) with 18 strikeouts...went 3-1, 3.32 (21.2 ip, 8 er) with 17 strikeouts in his first four starts.

2009: Started the season with Triple-A Omaha...pitched out of the bullpen to start the season, allowing two runs in his first eight appearances (9.2 ip)...named to the PCL All-Star team, pitching 0.1 innings with a strikeout...held lefties to a .208 (20-for-96) batting average for Omaha...had his contract selected from Omaha, September 5...made his Major League debut, September 6 vs. Los Angeles (AL)...he allowed an inherited run and struck out five in 4.1 scoreless innings...made his first Major League start, September 19 at Chicago (AL), allowing three runs on five hits in 4.1 innings, while suffering the loss.

2008: Started the season with Double-A Northwest, appearing in 20 games (four starts)...went 4-0, 2.63 (24.0 ip, 7 er) in six games (two starts) in May...transferred to Triple-A Omaha, June 18...won in his first start with Omaha, June 22 at New Orleans, pitching 6.0-shutout innings with two hits allowed...season-high of 7.0 innings, July 19 vs. Round Rock, allowing just one run while earning his second victory...pitched for Leones del Escogido in the Dominican Winter League, going 3-1, 2.56 (38.2 ip, 11 er) with 31 strikeouts in 11 games (seven starts).

2007: Spent the season with Single-A Wichita...won his final five decisions, July 14-August 29 (all starts), including a nine-strikeout performance in his final win, August 29 at Springfield (6.0 ip)...tossed 8.0-shutout innings with three hit allowed, September 3 at Tulsa...posted a 3.73 ERA (41.0 ip, 17 er) before the All-Star break and a 2.69 ERA (67.0 ip, 20 er) Post-All-Star break...played for the Surprise Rafters in the Arizona Fall League following the 2007 season, going 1-0 with a 2.45 ERA in six starts and was named the league's Pitcher of the Year in a fan vote...named Wichita Pitcher of the Year.

2006: Missed the entire season recovering from "Tommy John" surgery on his left elbow.

2005: Spent the season with Single-A High Desert, appearing in all 19 games as a starter...won his first start, April 7 vs. Lancaster, allowing two runs (one earned) on eight hits in 6.0 innings...struck out six-plus batters in nine of his 19 starts.

2004: Started the season with Single-A Burlington...combined with Jake Mullis for a no-hitter, April 12 vs. Wisconsin, making the start, tossing 8.0 no-hit innings...won each of his first three starts, allowing one earned run on 21.0 innings (0.43 ERA) in that span...allowed less than two earned runs in six of his eight starts at Burlington...transferred to Single-A Wilmington, May 26...tossed 8.0 shutout innings, with one hit allowed, August 5 at Potomac.

2003: Spent his first professional season with the AZL Royals...ranked fourth in the league with a 2.84 ERA...named Surprise Royals Pitcher of the Year.

PERSONAL: Drafted by the Royals in the 11th round of the 2003 First-Year Player Draft...signed by scout Mark Willoughby...originally selected by the Marlins in the 50th round of the 2002 First-Year Player Draft.

HUGHES' GAME HIGHS

2010		CAREER
IP: 3.1, 9/6 at Min.	Walks: 2, 5x, last 9/25 at Cle.	IP: 4.1, 2x, last 9/19/09 at CWS. Walks: 4, 9/19/09 at CWS.
SO: 4, 10/3 vs. T.B.	CG: - -	SO: 5, 2x, last 9/19/09 at CWS. CG: - -
Win-Streak: 1, 5/14 vs. CWS.	Low-Hit: - -	Win-Streak: 1, 5/14/10 vs. CWS. Low-Hit: - -



2011 PLAYERS

HUGHES' PITCHING RECORD

YEAR	CLUB	W	L	ERA	G	GS	CG	SH	SV	IP	H	R	ER	HR	HB	BB	SO	WP	BK	BAA
2003	Surprise	5-2	2.84	11	6	0	0	0	0	50.2	38	21	16	4	0	18	54	4	1	.207
2004	Burlington	4-2	1.56	8	8	0	0	0	0	52.0	39	12	9	2	1	15	36	1	0	.213
	Wilmington	5-5	2.41	18	18	0	0	0	0	108.1	95	37	29	5	3	31	68	1	1	.245
2005	High Desert	5-7	5.67	19	19	0	0	0	0	92.0	119	74	58	13	5	45	87	9	1	.319
2006		INJURED - DID NOT PITCH																		
2007	Wichita	6-2	3.08	25	16	1	0	1	1	108.0	98	44	37	5	8	45	77	6	1	.240
2008	NW Arkansas	5-2	2.91	20	4	0	0	3	3	52.2	47	17	17	3	0	16	43	1	1	.247
	Omaha	3-2	5.04	12	11	0	0	0	0	55.1	65	32	31	8	0	25	36	3	0	.298
2009	Omaha	3-3	3.50	34	11	0	0	1	1	87.1	79	35	34	6	2	41	76	8	0	.248
	KANSAS CITY	0-2	5.14	8	1	0	0	0	0	14.0	13	9	8	2	2	8	15	1	0	.245
2010	KANSAS CITY	1-3	3.83	57	0	0	0	0	0	56.1	59	28	24	3	5	24	34	1	0	.273
Minor League Totals		36-25	3.43	147	93	1	0	5	5	606.1	580	272	231	46	19	236	477	33	5	.256
Major League Totals		1-5	4.09	65	1	0	0	0	0	70.1	72	37	32	5	7	32	49	2	0	.268

HUGHES' FIELDING RECORD

POSITION	PCT	G	PO	A	E	TC	DP	PB
Pitcher	1.000	65	6	10	0	16	2	—

TWINS' BIRTHDAYS

JANUARY

January 6, 1984
January 8, 1976
January 16, 1985

PLAYER (OPENING DAY AGE)

Anthony Slama (27)
Carl Pavano (35)
Jeff Manship (26)

FEBRUARY

February 22, 1983
February 24, 1982
February 24, 1988
February 27, 1984

Brian Duensing (28)
Nick Blackburn (29)
Chris Parmelee (22)
Denard Span (27)

MARCH

March 4, 1959
March 5, 1988
March 23, 1983
March 26, 1983
March 27, 1979

Steve Liddle (52)
Joe Benson (23)
Glen Perkins (28)
Eric Hacker (28)
Michael Cuddyer (32)

APRIL

April 17, 1989
April 19, 1983

Deolis Guerra (21)
Joe Mauer (27)

MAY

May 3, 1988
May 4, 1984
May 4, 1982
May 15, 1987
May 15, 1981
May 25, 1982

Ben Revere (22)
Kevin Slowey (26)
Matt Tolbert (28)
Brian Dozier (23)
Justin Morneau (29)
Jason Kubel (28)

JUNE

June 10, 1956
June 15, 1986
June 29, 1982

Scott Ullger (54)
Trevor Plouffe (24)
Dusty Hughes (28)

JULY

July 1, 1982
July 2, 1986
July 7, 1979
July 11, 1984
July 12, 1981
July 20, 1984
July 26, 1987
July 27, 1984
July 30, 1986
July 31, 1983

Justin Huber (28)
Rene Tosoni (26)
Chase Lambin (31)
Yorman Bazardo (26)
Phil Dumatrait (29)
Alexi Casilla (26)
Alex Burnett (23)
Tsuyoshi Nishioka (26)
Scott Diamond (24)
Rene Rivera (27)

AUGUST

August 2, 1984
August 8, 1982
August 9, 1983
August 23, 1952
August 24, 1983
August 27, 1970

PLAYER (OPENING DAY AGE)

Luke Hughes (26)
Matt Brown (28)
Drew Butera (27)
Jerry White (58)
Ray Chang (27)
Jim Thome (40)

SEPTEMBER

September 3, 1983
September 4, 1980
September 5, 1985
September 10, 1985
September 14, 1987
September 14, 1985
September 19, 1981
September 19, 1984
September 22, 1986

Matt Capps (27)
Pat Neshek (30)
Danny Lehmann (25)
Anthony Swarzak (25)
David Bromberg (23)
Delmon Young (25)
Scott Baker (29)
Danny Valencia (26)
Carlos Gutierrez (24)

OCTOBER

October 8, 1948
October 21, 1979
October 23, 1987
October 24, 1957
October 26, 1983
October 27, 1985
October 29, 1984

Rick Stelmazsek (62)
Steve Holm (31)
Kyle Gibson (23)
Ron Gardenhire (53)
Francisco Liriano (27)
Kyle Waldrop (25)
Jose Mijares (26)

NOVEMBER

November 9, 1981
November 10, 1983
November 16, 1959
November 19, 1978
November 22, 1974
November 24, 1987
November 29, 1956

Chuck James (29)
Brian Dinkelman (27)
Joe Vavra (51)
Jeff Bailey (32)
Joe Nathan (36)
Chris Herrmann (23)
Rick Anderson (54)

DECEMBER

December 10, 1986
December 19, 1988
December 27, 1980
December 30, 1982

Jair Fernandez (24)
Danny Rams (22)
Jason Repko (30)
Jim Hoey (28)

List includes non-roster invites and coaches

LUKE HUGHES

INFIELDER

Height: 5-11
 Bats: R
 Born: 8/2/84 in Perth, Australia
 Resides: Perth, Australia
 Acquired: Signed as non-drafted free agent, 7/19/02
 M.L. Service: 7 days
 Contract Status: Signed thru 2011

Weight: 205
 Throws: R
 Opening Day Age: 26



38

PERSONAL: Luke Trevor Hughes...2002 graduate of Hampton High School in Perth, Australia...played for the Australian National Team in the 2005 World Cup.

2010:

- Began the season at Triple-A Rochester....played in 13 games for the Red Wings before being recalled, April 24.
- Made Major League debut and homered off Max Scherzer in first career at-bat, April 28 at Detroit...became the fifth player in Twins history to homer in first Major League at-bat, and first since Andre David on 6/29/84.
- Hughes became the eighth Australian-born player to hit a homer in the Major Leagues and first to do it in his first Major League at-bat.
- Appeared in two games for the Twins, going 2-for-7 (.286 batting average) with a home run, one rbi and three strikeouts before being optioned to Rochester, May 1.
- After being optioned May 1, appeared in just nine more games with the Red Wings before missing the rest of the season with a Sports Hernia.
- Played in the Venezuelan Winter Leagues with Tigres de Aragua, batting .196 (10-for-51) in 15 games...played with Perth in the Australian Baseball League after the VWL, batting .337 (29-for-86) with seven doubles, one triple, five home runs, 13 rbi, 16 runs scored and 18 walks in 23 games.

2009: Played in the World Baseball Classic with the Australian team, batting .250 (3-for-12) with one home run, three rbi and three runs scored in three games...started the regular season with Triple-A Rochester...hit a two-run homer on Opening Day, April 9 at Syracuse...went 3-for-6 with two home runs, a triple and four rbi, April 25 vs. Scranton/Wilkes-Barre...went 3-for-5 with a double, a home run and three rbi, May 5 at Louisville...placed on the disabled list with a strained left oblique, June 11...batted .370 (10-for-27) with four home runs and 11 rbi vs. left-handed pitching at Rochester...joined the GCL Twins for four games on a rehab assignment...reinstated July 7 and transferred to Double-A New Britain...collected two four-hit games with the Rock Cats, July 8 vs. Connecticut (three doubles) and August 6 at Erie...placed on the temporarily inactive list, September 5 until the end of the season to play with the Australian World Cup Team...had cyst removed from right wrist, December 10.

2008: Began season at Double-A New Britain...hit safely in 29 of his first 32 games...named Twins' Minor League Player of the Week and the Eastern League Player of the Week, April 26-May 1, after going 13-for-32 (.406) with six home runs, nine runs scored and 10 rbi...named both the Twins' Minor League Player of the Month and Eastern League Player of the Month for April...had 17-game hitting streak, going 32-for-77 (.416), April 21-May 15...disabled with left groin strain, June 9-27...named to the 2008 Futures Game (World Team) where he started at third base and went 0-for-2, July 13 at New York...promoted to Triple-A Rochester, July 31...recorded 10 multi-hit games in just 29 games with the Red Wings...started 26 games at third base...played in the Venezuelan Winter League for Tigres de Aragua.

2007: Spent entire season at Double-A New Britain...appeared in 92 games seeing time at first base, second base, third base and the outfield...went 4-for-4 with two rbi and two runs scored, May 9 at Harrisburg...hit safely in seven straight games, including six multi-hit games, June 3-12...during the seven games, he hit .739 (17-for-23)...named Eastern League Player of the Week, June 4-10...went 2-for-4 with two home runs, July 28 at New Hampshire...posted a .309 (30-for-97) batting average vs. lefties...hit .355 in 29 home games.

2006: Spent entire season at Single-A Ft. Myers...homered and drove in three runs in his first game of the season, April 6 at Sarasota...appeared in 95 games, including 82 at third base, nine at second base and one at first base.

2005: Began season at Single-A Beloit...had five multi-hit games in April, including three three-hit games...had a seven-game hitting streak, going 13-for-39 (.333), June 19-30...promoted to Single-A Ft. Myers, July 29...played for the Australian National Team in the 2005 World Cup, September 2-17...recorded his first hit (1-for-3) of the games, September 7 vs. Czech Republic...appeared in seven games going 1-for-15.

2004: Spent entire season at Rookie Level Elizabethton...started the season going 0-for-15 before going 10-for-his-next-25 (.400)...finished the year hitting .333 (21-for-63) over his final 18 games...appeared in 44 games, including 40 at second base and one at first base...recorded 13 multi-hit games, including two three-hit games.

2003: Made his professional debut with the GCL Twins...hit safely in six of first eight games...recorded 15 multi-hit games...reached base safely in 19 straight games (.442 OBP), June 28-July 18...led the team in rbi and was second in hits and total bases...named to the GCL Postseason All-Star team...played 33 games at shortstop and 23 at third base.

PROFESSIONAL: Signed by scout Howard Norsetter.

HUGHES' GAME HIGHS

2010		CAREER	
Hits: 1, 2x, last 4/29 at Det.	HR: 1, 4/28 at Det	Hits: 1, 2x, last 4/29/10 at Det.	HR: 1, 4/28/10 at Det.
RBI: 1, 4/28 at Det.	Hit-Streak: 2, 4/28-29	RBI: 1, 4/28/10 at Det	Hit-Streak: 2, 4/28-29/10
Grand Slams: --		Grand Slams: --	



2011 PLAYERS

HUGHES' BATTING RECORD

YEAR	CLUB	AVG	G	AB	R	H	2B	3B	HR	RBI	SH	SF	HB	BB	SO	SB	CS	E	OBP
2003	GCL Twins	.305	54	190	22	58	9	4	2	25	4	1	2	15	22	5	5	12	.361
2004	Elizabethton	.284	44	141	20	40	8	1	3	19	2	3	4	9	30	1	3	4	.338
2005	Beloit	.257	72	292	42	75	14	2	7	42	2	3	7	21	63	4	2	10	.319
	Ft. Myers	.202	23	84	9	17	3	1	0	7	2	3	1	2	15	0	0	5	.222
2006	Ft. Myers	.231	95	333	31	77	15	0	4	37	2	5	5	23	72	6	2	19	.287
2007	New Britain	.283	92	315	56	89	18	2	9	43	5	4	4	34	68	4	1	3	.356
2008	New Britain	.319	70	285	53	91	15	3	15	40	2	1	3	28	70	4	1	12	.385
	Rochester	.283	29	106	17	30	7	1	3	21	0	3	1	7	30	2	0	5	.325
2009	GCL Twins	.273	4	11	0	3	0	0	0	0	0	0	0	4	1	0	0	3	.467
	New Britain	.250	56	200	22	50	15	3	6	36	1	5	4	19	38	1	1	9	.320
	Rochester	.259	37	135	19	35	8	2	6	28	0	3	1	18	38	2	0	10	.344
2010	Rochester	.257	22	74	12	19	8	0	1	7	1	0	1	5	18	2	0	1	.313
	MINNESOTA	.286	2	7	1	2	0	0	1	1	0	0	0	0	3	0	1	0	.286
Minor League Totals		.270	598	2166	303	584	120	19	56	305	21	31	33	185	465	31	15	93	.316
Major League Totals		.286	2	7	1	2	0	0	1	1	0	0	0	3	0	1	0	286	

HUGHES' FIELDING RECORD

POSITION	PCT	G	PO	A	E	TC	DP	PB
Third Base	1.000	2	0	4	0	4	1	—

HUGHES' WORLD BASEBALL CLASSIC RECORD

YEAR	CLUB	AVG	G	AB	R	H	2B	3B	HR	RBI	SH	SF	HB	BB	SO	SB	CS	E	OBP
2006	Australia	.000	2	3	0	0	0	0	0	0	0	0	1	1	1	0	0	0	.400
2009	Australia	.250	3	12	3	3	1	0	1	3	0	0	1	1	5	0	0	0	.357
WBC Totals		.200	5	15	3	3	1	0	1	3	0	0	2	2	6	0	0	0	.368



LUKE HUGHES

homered in his first career plate appearance, April 28 at Detroit, becoming the fifth Twin to homer in his first at-bat.

MINNESOTA TWINS — FIRST MAJOR LEAGUE GAME HOME RUNS

PLAYER	DATE	AT-BAT	COUNT	OPP	PITCHER
Rick Renick	7-11-68	1st	3-1	Det	Mickey Lolich
Hal Haydel	9- 7-70	2nd	0-0	Mil	Al Downing
Eric Soderholm	9- 3-71	2nd	1-1	Oak	Diego Segui
Dave McKay	8-22-75	1st	1-1	Det	Vern Ruhle
Kent Hrbek	8-24-81	5th	2-2	at NY	George Frazier
Tim Laudner	8-28-81	3rd	0-1	Det	Dave Rozema
Gary Gaetti	9-20-81	1st	1-1	at Tex	Charlie Hough
Andre David	6-29-84	1st	1-2	at Det	Jack Morris
Luke Hughes	4-28-10	1st	2-2	at Det	Max Scherzer

CHUCK JAMES

LEFT-HANDED PITCHER

Height: 6-0

Bats: L

Born: 11/9/81 in Atlanta, GA

Resides: Douglasville, GA

Acquired: Signed as free agent, 12/14/10


M.L. Service: 2 years, 102 days

Contract Status: Signed thru 2011

Weight: 190

Throws: L

Opening Day Age: 29



44

PERSONAL: Charles Hamilton James...wife Julie (Thompson)...son Tucker (3/4/09)...2000 graduate of Pebblebrook (GA) High School...attended Chattahoochee Valley Community College in Phenix City, AL.

2010:

- Signed as a minor league free agent with the Washington Nationals, January 25.
- Was transferred to Single-A Vermont to start the season to extended Spring Training.
- Transferred to Triple-A Syracuse, April 23, winning each of his first two starts, including 5.0 scoreless innings with one hit allowed, no walks and five strikeouts, April 23 vs. Rochester.
- Transferred to Double-A Harrisburg after five starts for the Chiefs.
- Did not allow a run in his first five outings for the Senators, tossing 14.2 scoreless inning in that span...allowed three runs in an outing, June 16 at New Britain...posted another nine scoreless appearances, July 6-August 4 (17.0 ip).
- Did not allow a run in 14.0 innings in July with 15 strikeouts and two walks allowed...earned his first professional save, July 12 at Reading.
- Went 7-0, 1.24 (36.1 ip, 5 er) with 40 strikeouts and two saves as a reliever for the Senators and 1-0, 3.00 (9.0 ip, 3 er) with 10 strikeouts as a starter.
- Held left-handed batters to a .219 (14-for-64) batting average with no extra-base hits...righties batted .154 (14-for-91) with five extra-base hits.

2009: Missed the entire season recovering from labrum and rotator cuff surgery after the 2008 season.

2008: Placed on the disabled list to start the season, March 21-April 9 due to left shoulder rehabilitation...made his first start, April 9 at Colorado, allowing six runs (all in the third inning) on five hits in 3.0 innings...optioned to Triple-A Richmond, April 10...recalled, April 17, replacing Tom Glavine (DL)...recorded his first win of the season, April 19 vs. Los Angeles (NL), allowing one run, a homer in the second inning...optioned to Richmond, April 24, going 1-1, 1.59 (17.0 ip, 3 er) for the R-Braves and recalled to Atlanta, May 10...made two starts for the Braves, allowing 10 runs in 10.0 innings...optioned back to Richmond, May 15 where he walked 18 batters in 21.1 innings pitched...placed on the disabled list, May 24-June 4...recalled to Atlanta, August 1 and made two starts for the Braves...optioned back to Richmond, August 8, through the rest of the season.

2007: Spent his first full season at the Major League level with Atlanta...made first start of the season, April 5 at Philadelphia, allowing one run on six hits in 5.0 innings, earning the win...carried a perfect game into the sixth inning and a no-hitter into the seventh, ending with 7.0 shutout innings and one hit allowed, May 12 at Pittsburgh...retired 12 of his first 13 hitters and threw 5.0 scoreless innings, June 24 vs. Detroit...posted a 2.48 ERA (29.0 ip, 8 er) in the month of July...disabled with left shoulder impingement, August 17-September 1...tossed 7.0 shutout innings, September 19 vs. Florida...allowed 32 home runs, which led the club and were the third-most allowed in the NL...was third on club with 11 quality starts and 161.1 innings pitched...allowed three-plus earned runs in just nine of his 30 starts...Braves went 17-13 in his 30 starts.

2006: Made Braves Opening Day roster for the first time in his career...made three stints with the Braves...disabled with strained right hamstring, May 6-June 7, including a rehab assignment with Single-A Rome and Triple-A Richmond...moved into the starting rotation, June 25 where he posted all 11 of his wins...made his first career Major League start, June 25 at Tampa Bay, allowing one earned run on two hits in 8.0 innings, while earning the win...won his fourth consecutive start, July 16 at San Diego, becoming the first Brave to win his first four Major League starts since Jesse Barnes to end the 1915 season and start the 1916 season...allowed two earned runs-or-fewer in eight consecutive starts, August 9-September 14...earned his sixth straight win, September 18 vs. Philadelphia...ranked fourth among NL rookies in ERA and tied for fourth in wins...ranked first in winning percentage (.733) and fifth in opponent batting average (.232)...went 11-4 with a 3.93 ERA as a starter and 0-0 with a 2.38 ERA as a reliever...held right-handed batters to a .215 batting average while lefties batted .297.

2005: Pitched at Single-A Myrtle Beach, Double-A Mississippi, Triple-A Richmond and Atlanta, posting a combined record of 13-7 with a 2.12 ERA and 193 strikeouts in 161.1 ip (29 starts)...began the season at Single-A Myrtle Beach (April 8-May 9) and went 3-3 with a 1.08 ERA in seven games...promoted to Double-A Mississippi (May 14-August 4) and went 9-1 with a 2.09 ERA in 16 games...promoted to Triple-A Richmond and went 1-3 with a 3.48 ERA in six games...contract selected by Atlanta, September 15 and appeared in two games, allowing one run with five strikeouts in 5.2 innings...made Major League debut, September 28 vs. Colorado, striking out three in 2.0 innings (Brad Hawpe first strikeout victim)...singled off Ismael Valdez for first Major League hit, October 1 at Florida...received the Phil Niekro Award, given annually to the top pitcher in the Braves' minor league system...named the Braves' top pitching prospect by *Sports Weekly* and seventh-best prospect by *Baseball America*.

2004: Spent the season with Single-A Rome...named the Braves Minor League Player of the Month for April, going 3-0, 0.93 (19.1 ip, 2 er) with 21 strikeouts...named South Atlantic League Pitcher of the Month for May with three wins and a 1.82 ERA...led club and was tied for fourth among Braves minor leaguers in wins...led club and was second in SAL in ERA...led club and was second in the SAL in strikeouts...was honored as the South Atlantic League Pitcher of the Year and was selected to the SAL regular-season and post-season All-Star Teams.

2003: Spent the season with Single-A Danville...led club in ERA (1.25) and strikeouts (68)...ranked second in the Appalachian League in strikeouts...named Braves' Pitcher of the Year for Danville.

PROFESSIONAL: Atlanta's 20th round pick in the 2002 First-Year Player Draft...signed by scout Al Goetz.

JAMES' GAME HIGHS

2010

CAREER

IP: -- Walks: --
 SO: -- CG: --
 Win-Streak: -- Low-Hit: --



IP: 8.0, 2x, last 9/4/06 Walks: 6, 9/19/06 at Was.
 SO: 8, 3x, last 5/28/07 at Mil. CG: --
 Win-Streak: 6, 8/14-9/14/06 Low-Hit: --

JAMES' PITCHING RECORD

YEAR	CLUB	W-L	ERA	G	GS	CG	SH	SV	IP	H	R	ER	HR	HB	BB	SO	WP	BK	BAA
2003	Danville	2- 1	1.25	11	11	0	0	0	50.1	26	9	7	1	0	19	68	2	0	.151
2004	Rome	10- 5	2.25	26	22	1	0	0	132.0	92	41	33	6	7	48	156	3	0	.203
2005	Myrtle Beach	3- 3	1.08	7	7	0	0	0	41.2	20	6	5	1	1	8	59	2	0	.139
	Mississippi	9- 1	2.09	16	16	0	0	0	86.0	62	25	20	4	2	18	104	4	0	.199
	Richmond	1- 3	3.48	6	6	0	0	0	33.2	21	13	13	4	0	10	30	0	0	.176
	ATLANTA	0- 0	1.59	2	0	0	0	0	5.2	4	1	1	0	0	3	5	1	0	.200
2006	ATLANTA	11- 4	3.78	25	18	0	0	0	119.0	101	54	50	20	6	47	91	2	0	.232
	Rome	0- 0	0.00	1	1	0	0	0	1.0	0	0	0	0	0	0	1	0	0	.000
	Richmond	1- 0	2.67	7	6	0	0	0	33.2	30	10	10	3	0	6	25	1	0	.236
2007	ATLANTA	11-10	4.24	30	30	0	0	0	161.1	164	77	76	32	1	58	116	1	1	.265
2008	ATLANTA	2- 5	9.10	7	7	0	0	0	29.2	36	30	30	10	3	20	22	1	1	.310
	Richmond	5- 5	2.92	16	15	0	0	0	86.1	76	34	28	5	3	39	74	3	0	.237
2009	INJURED - DID NOT PLAY																		
2010	Syracuse	2- 1	3.92	5	5	0	0	0	20.2	23	11	9	3	1	4	19	0	0	.277
	Harrisburg	8- 0	1.59	21	2	0	0	2	45.1	28	8	8	2	6	7	50	3	0	.181
Minor League Totals		41-19	2.26	116	91	1	0	2	530.2	378	157	133	29	20	159	586	20	0	.200
Major League Totals		24-19	4.48	64	55	0	0	0	315.2	305	162	157	62	10	128	234	5	2	.256

JAMES' FIELDING RECORD

POSITION	PCT	G	PO	A	E	TC	DP	PB
Pitcher	.976	64	11	29	1	41	1	—

JAMES' BATTING RECORD

BATTING	AVG	AB	R	H	2B	3B	HR	RBI	SH	SF	HB	BB	SO	SB	CS	OBP
Career	.082	97	5	8	1	0	0	3	12	0	0	3	34	0	0	.110

Last Home Run: None

TWINS ALL-TIME COME FROM BEHIND VICTORIES

DEFICIT/RUNS	DATE	OPPONENT	SCORE	FINAL SCORE
7	5-10-00	Cleveland	1- 8	10- 9
6	5- 9-64	Kansas City	1- 7	10- 8
6	8- 5-77	Cleveland	1- 7	14-10
6	6-26-79	Milwaukee	0- 6	8- 7
6	8- 2-82	at California	0- 6	9- 7
6	9-11-87	at Cleveland	1- 7	13-10
6	4-28-95	Baltimore	0- 6	12- 9
6	5-27-97	Seattle	0- 6	11-10
6	9-23-98	Chicago	0- 6	7- 6
6	4-17-99	at Cleveland	1- 7	13- 8
6	8- 6-99	at Kansas City	1- 7	9- 8
6	4- 5-00	Tampa Bay	1- 7	10- 7
6	5- 2-02	Tampa Bay	0- 6	7- 6
6	7-15-02	Anaheim	1- 7	10- 8
6	5- 4-08	Detroit	0- 6	7- 6

JASON KUBEL

OUTFIELDER

Height: 6-0

Bats: L

Born: 5/25/82 in Belle Fourche, SD

Resides: Calabasas, CA

Acquired: 12th round, 2000 First-Year Player Draft

M.L. Service: 6 years, 9 days

Contract Status: Signed thru 2011

Weight: 220

Throws: R

Opening Day Age: 28



16

PERSONAL: Jason James Kubel (pronounced KOO-bull)...wife Blake (Tonkin)...son Owen (1/23/08)...2000 graduate of Highland (CA) High School... named to All-Golden League First Team in 1998-2000...his brother-in-law, Michael Tonkin, was the Twins 30th round draft selection in 2008.

2010:

- Hit the first regular season home run in Target Field history, a seventh inning solo shot off Scott Atchison, April 12 vs. Boston...according to the Elias Sports Bureau, he became the first player to homer against the Red Sox in their first game of a season in a new park since 1923 when Babe Ruth homered in the opening game of Yankee Stadium.
- Hit his sixth career grand slam (off Mariano Rivera) in the eighth inning with two outs, capping off a five-run eighth inning and an eventual 6-3 Twins victory, May 16 at New York (AL)...the victory helped the Twins snap a 10-game losing streak in Yankee Stadium (dating back to 2007).
- Hit walk-off sac-fly in the bottom of the 12th inning, giving the Twins an 8-7 victory, May 22 vs. Milwaukee.
- Had sixth career two-homer game and five rbi, May 27 vs. New York (AL)...was one of two Twins players with a multi-homer game at Target Field in 2010 (Jim Thome - twice).
- Had career-high 12-game hitting streak, batting .372 (16-for-43) with three doubles, one triple, three home runs and eight rbi, June 8-20...finished June with a .316 (30-for-95) batting average with 12 extra-base hits (seven doubles) in 27 games.
- Hit his seventh career grand slam and second of the season, July 25 at Baltimore.
- Had the game-winning rbi-single (an infield pop-up that hit the catwalk at Tropicana Field) in the ninth inning, August 5 at Tampa Bay...
- Homered five times in a 10-game span, collecting 12 rbi and scoring 10 runs, August 2-12.
- Collected his 350th career rbi with a three-run home run, August 12 at Chicago (AL)...the homer was also his 100th hit of the season...it was a three-run shot off Gavin Floyd in the seventh inning, leading the Twins to a 6-1 win and a series victory.
- Finished tied for second in the American League for rbi in August with 23 (Jose Bautista - 24, Adrian Beltre and Paul Konerko - 23)...hit six home runs in August, which was tied for 12th-most in the American League.
- Hit his 20th home run, marking his third consecutive season of 20-plus homers, September 25 at Detroit.
- Tied his season-high with five rbi, September 27 at Kansas City...the five rbi pushed him passed 90 for the season, marking his second consecutive season of 90-plus runs batted in.
- Played 83 games in right field, 42 as designated hitter...was used almost exclusively as the Twins right fielder after Michael Cuddyer moved to first base in Justin Morneau's absence (concussion).
- Finished second on the club with 92 rbi, behind Delmon Young (112).
- Was one of 12 players in American League with 20 doubles, 20 home runs, 90 rbi and 50 walks.

2009: Had back-to-back four hit games (fourth and fifth of career), April 17 and 18 vs. Los Angeles (AL)...hit for the cycle, April 17, finishing the cycle with a grand slam (fifth career) in the eighth inning, capping off a seven-run inning and giving the Twins an 11-9 lead and eventual win...became the third player in the last 100 years to finish a cycle with a grand slam (Yankees' Tony Lazzeri in 1932 and the Athletics' Miguel Tejada in 2001)...third career two-homer game, April 25 at Cleveland...fourth career two-homer game, June 4 vs. Cleveland (six rbi)...career-high 11-game hit-streak, hitting five home runs and collecting eight rbi, June 9-20...hit eight home runs in June, only three other Twins over the last 20 years have hit at least eight home runs during June (Chili Davis - 10 in 1991, Torii Hunter - 8 in 2005, and Justin Morneau - 10 in 2006)...finished the first-half, batting .311 (85-for-273) with 14 home runs and 45 rbi in 77 games...hit .375 (15-for-40) with five home runs and 16 rbi in 12 games, July 9-25...homered in consecutive games, August 30 vs. Texas and 31 vs. Chicago (AL)...fifth career two-homer game and tied season-high six rbi, October 4 vs. Kansas City...named American League Co-Player of the Week (with teammate Delmon Young), September 28-October 5, batting .423 (11-for-26), with two doubles, three home runs, five runs scored, 12 rbi and four multi-hit games...hit his 28th home run of the season in the 163rd game/tiebreaker game, October 6 vs. Detroit...batted .331 (81-for-245) with 20 doubles, 14 home runs and 56 rbi in 67 games vs. AL Central opponents (.356, 7 HR, 17 RBI vs. CLE)...26 of his 28 home runs were hit off right-handed pitching...finished eighth in the American League in slugging percentage (.539) and tied for eighth in rbi (103)...batted .322 against right-handed pitching, seventh-best in the AL...was fourth in the league with a 4.99 at-bats-per-rbi ratio...was one of just seven players in the majors to finish with 25 home runs, 35 doubles, 100 rbi and a batting average of .300-or-higher...he is one of just three players in club history have recorded those numbers in a season (Justin Morneau in 2006 and Larry Hisle in 1977).

2008: Hit third career grand slam (first of season) and season-high six rbi, April 9 at Chicago (AL)...hit first career pinch-hit home run, May 13 vs. Toronto...fourth career grand slam (second of season), May 25 at Detroit...hit safely in 15 of 17 games, going 21-for-61 (.344) with six home

TWINS LEADERS

RBI ALL-TIME FOR OUTFIELDERS

1. Kirby Puckett	1085
2. Tony Oliva	947
3. Torii Hunter	711
4. Bob Allison	642
5. Michael Cuddyer.....	510
6. Jacque Jones.....	476
7. Tom Brunansky.....	469
8. Randy Bush.....	409
Larry Hisle	
10. Marfy Cordova	385
11. Matt Lawton.....	384
12. Jason Kubel.....	371

runs, 13 rbi and 19 runs scored, June 8-June 29...second career four-hit game and first career two-homer game, August 5 at Seattle...had eight hits in 10 at-bats in a three-game series vs. Seattle from August 15-17...finished August hitting .326 (28-for-86) with three home runs and 13 rbi in 25 games...went 3-for-4 with two home runs (second career two-homer game), a triple, three runs scored and three rbi, September 23 vs. Chicago (AL)...became the first Twin to hit two homers and a triple in the same game since Rich Becker on July 13, 1996...set career-highs in several offensive categories, including home runs (20), rbi (78), runs scored (74), hits (126), walks (47), triples (5), batting average (.273), on-base percentage (.335) and slugging percentage (.472).

2007: Spent entire season with the Twins...hit first home run since July 25, 2006, a span of 172 at-bats, May 15 at Cleveland...second career grand slam and career-high seven rbi, July 6 at Chicago (AL), marked the 15th time in Twins history a player drove in seven-or-more runs...hit .351 (27-for-77) with 16 runs, 11 doubles, 11 walks, three home runs and 16 rbi in 22 games, August 22-September 19...went 3-for-4 with two doubles, September 19 vs. Chicago (AL), his fourth game with two doubles.

2006: Began season with Minnesota...optioned April 16...recalled May 23...had season-high eight-game hit-streak, going 14-for-36 (.389), June 6-15...had game-winning walk-off grand slam (first career) in 12th inning and career-high four hits, July 13 vs. Boston...homered in three consecutive games, June 13-15...first career four-hit game, July 1 vs. Milwaukee...recorded his third three-hit game of the season July 14 vs. Cleveland.

2005: Missed entire season recovering from surgery on left knee...rated second-best prospect in the Twins' organization by *Baseball America* entering the 2006 season.

2004: Began season at Double-A New Britain...had 10-game hit-streak, going 21-for-41 (.512), April 8-19...promoted to Triple-A Rochester, May 21...Twins' Minor League Player of the Month for May...played for United States Team in Futures Game, July 11 at Houston...International League Player of the Week, July 20-26...Twins' Minor League Player of the Week, August 7-13...had second two-homer game of season, August 20 vs. Pawtucket...named *Toppers'* International League Player of the Month for August...led league in batting...named to International League Postseason All-Star team and International League Rookie of the Year...recalled and made Major League debut as pinch hitter, August 31 vs. Texas...doubled off Mike Wood for first Major League hit, September 4 vs. Kansas City...hit first Major League homer off Jon Garland, September 21 at Chicago (AL)...homered in consecutive games, September 21-22...was fourth among all minor leaguers in batting...named to *Baseball America's* Minor League All-Star First Team, rated second-best prospect in Eastern League and fourth-best prospect in International League by *Baseball America*...played for Grand Canyon in the Arizona Fall League...suffered torn anterior cruciate and posterior cruciate ligaments in left knee, October 12...ranked second-best prospect in the Twins' organization by *Baseball America* entering the 2005 season.

2003: Had season-high 13-game hit-streak, going 20-for-50 (.400), April 29-May 16...played in Florida State League All-Star Game, June 14 at Ft. Myers...led club in doubles, rbi and walks and was second in hits and total bases...tied for second in league in rbi and was fourth in batting...led all minor leaguers in sacrifice flies...named to Florida State League Postseason All-Star team...rated 17th-best prospect and best outfield arm in Florida State League by *Baseball America*...named to *Baseball America's* High Single-A All-Star team...rated eighth-best prospect in the Twins' organization by *Baseball America* entering the 2004 season.

2002: Had 14-game hit-streak, going 16-for-53 (.302), April 5-May 6...reached base safely in 28 consecutive games, April 5-May 22...disabled with ligament strain in right hand, April 26-May 6...Twins' Minor League Player of the Week, going 12-for-24 (.500), July 27-August 2...tied season-high 14-game hit-streak, going 23-for-53 (.434), July 26-August 8...had three-homer game and season-high six rbi, August 12 at West Michigan...had four homers in two games, August 12-13...Midwest League Player of the Week, August 12-18...Twins' Minor League Player of the Month for August, going 39-for-117 (.333)...led club in batting, hits, doubles, triples, homers, rbi and slugging percentage and was second in walks and on-base percentage...was third in league in batting and slugging percentage (.521)...named to Midwest League Postseason All-Star team...named to SportsTicker's All-Teen team and *Baseball America's* Low Single-A All-Star team...rated 37th-best outfield prospect in all minor leagues by *Baseball America*...rated eighth-best prospect in the Twins' organization by *Baseball America* entering the 2003 season.

2001: Season-high seven-game hit-streak, going 13-for-27 (.481), July 3-12...season-high five rbi, July 5 at GCL Rangers...played in GCL All-Star Game, August 11 at St. Petersburg...led club in rbi and was second in walks.

2000: Had five-game hit-streak, going 9-for-22 (.409), July 16-21...tied season-high three hits, July 17 at GCL Red Sox...season-high three rbi, July 19 vs. GCL Rangers...tied season-high five-game hit-streak, July 29-August 3.

PROFESSIONAL: Signed by scout Bill Mele.

KUBEL'S GAME HIGHS

2010
Hits: 3, 6x, last 10/1 vs. Tor. **HR:** 2, 5/27 at NYY.
RBI: 5, 2x, last 9/27 at K.C. **Hit-Streak:** 12, 6/8-20
Grand Slams: 2, last 7/25 at Bal.



CAREER
Hits: 4, 5x, last 4/18/09 vs. LAA. **HR:** 2, 6x, last 5/27/10 vs. NYY.
RBI: 7, 7/6/07 at CWS. **Hit-Streak:** 12, 6/8-20/10
Grand Slams: 7, last 7/25/10 at Bal.

KUBEL'S PLAYING RECORD


YEAR	CLUB	AVG	G	AB	R	H	2B	3B	HR	RBI	SH	SF	HB	BB	SO	SB	CS	E	OBP
2000	GCL Twins	.282	23	78	17	22	3	2	0	13	1	1	1	10	9	0	0	0	.367
2001	GCL Twins	.331	37	124	14	41	10	4	1	30	0	2	2	19	14	3	2	1	.422
2002	Quad Cities	.321	115	424	60	136	26	4	17	69	2	3	1	41	48	3	5	3	.380
2003	Ft. Myers	.298	116	420	56	125	20	4	5	82	0	13	1	48	54	4	6	2	.361
2004	New Britain	.377	37	138	25	52	14	4	6	29	0	1	1	19	19	0	2	4	.453
	Rochester	.343	90	350	71	120	28	0	16	71	1	4	1	34	40	16	3	2	.398
	MINNESOTA	.300	23	60	10	18	2	0	2	7	0	1	0	6	9	1	1	0	.358
2005	MINNESOTA	INJURED - DID NOT PLAY																	
2006	MINNESOTA	.241	73	220	23	53	8	0	8	26	2	1	0	12	45	2	0	2	.279
	Rochester	.283	30	120	18	34	7	2	4	22	0	2	0	12	23	2	0	0	.343
2007	MINNESOTA	.273	128	418	49	114	31	2	13	65	1	5	1	41	79	5	0	2	.335
2008	MINNESOTA	.272	141	463	74	126	22	5	20	78	0	7	0	47	91	0	1	3	.335
2009	MINNESOTA	.300	146	514	73	154	35	2	28	103	0	5	3	56	106	1	1	0	.369
2010	MINNESOTA	.249	143	518	68	129	23	3	21	92	0	5	3	56	116	0	1	5	.323
Minor League Totals		.320	448	1654	261	530	108	20	49	316	4	26	7	183	207	28	18	12	.385
Major League Totals		.271	654	2192	297	594	121	12	92	371	3	24	7	218	446	9	4	12	.335

KUBEL'S FIELDING RECORD

POSITION	PCT	G	PO	A	E	TC	DP	PB
Outfield	.980	336	583	14	12	609	7	—

KUBEL'S DIVISION SERIES RECORD

YEAR	OPPONENT	AVG	G	AB	R	H	2B	3B	HR	RBI	SH	SF	HB	BB	SO	SB	CS	E	OBP
2004	New York (AL)	.143	2	7	0	1	1	0	0	0	0	0	0	0	2	0	0	0	.143
2009	New York (AL)	.071	3	14	0	1	0	0	0	0	0	0	0	0	9	0	0	0	.071
2010	New York (AL)	.000	3	8	0	0	0	0	0	0	0	0	0	3	2	0	0	0	.273
Division Series Totals		.069	8	29	0	2	1	0	0	0	0	0	0	3	13	0	0	0	.156



◀ JASON KUBEL

enters the 2011 season with the 10th-highest slugging percentage in Twins history at .463 (minimum 2,000 at-bats).

2011 PLAYERS

AMERICAN LEAGUE BATTING LEADERS SINCE 2009

RBI (ALL POSITIONS)

1. Mark Teixeira	230
2. Miguel Cabrera	229
3. Alex Rodriguez	225
4. Evan Longoria	217
5. David Ortiz	201
6. Paul Konerko	199
7. Jason Kubel	195
8. Robinson Cano	194
9. Victor Martinez	187
10. Adam Lind	186

RBI AMONG OUTFIELDERS

1. Jason Kubel	195
2. Bobby Abreu	181
3. Torii Hunter	180
4. Shin-Soo Choo	176
5. Michael Cuddyer	175
6. Delmon Young	172
7. Nick Swisher	171
8. Ben Zobrist	166
9. Vladimir Guerrero	165
10. Jose Bautista	164

DESIGNATED HITTER RULE

A hitter may be designated to bat for the pitcher in any spot in the batting order in any game without affecting the status of the pitcher. The designated hitter must be selected and be included on the lineup cards presented to the umpire-in-chief prior to the game. Failure to do so precludes the use of the designated hitter for that game.

The designated hitter is 'locked' into the batting order but may be removed for a pinch-hitter or pinch-runner, who in turn immediately becomes the designated hitter. The designated hitter, while still in the game, may be used defensively but the pitcher must then assume the batting of the replaced defensive player, thus terminating the designated hitter role. The designated hitter is eligible for all American League batting titles.

ABOUT THE TWINS DESIGNATED HITTER

- The designated hitter was implemented for American League teams at the start of the 1973 season. The Twins first ever designated hitter was Tony Oliva, who went 2-for-4 with a HR, 3 RBI, a run scored and a walk on April 6, 1973 at Oakland. It was the first home run ever hit by a designated hitter in Major League Baseball.

- In 2010, 13 different Twins players recorded at-bats at the DH spot totaling 31 HR's, 107 RBI and a batting average of .264 with 90 runs scored, 25 doubles and 94 walks.

- Last season's 31 team home runs from the DH spot were tied for the most in the club's history, also done in 1991. Jim Thome hit 24 as a designated hitter, the second-most in the club's history to Chili Davis' 31 as a DH in 1991.


- Just two players have totaled 502 at bats-or-more in a single season All-Time in a Twins uniform as a designated hitter. Paul Molitor hit .340 with 8 HR's and 100 RBI in 1996 while Chili Davis hit .277 with 29 HR's and 93 RBI in 1991. Both players won the Outstanding Designated Hitter Award in those respective years.

CHASE LAMBIN

INFIELDER

Height: 6-2
 Bats: S
 Born: 7/7/79 in Houston, TX
 Resides: Houston, TX
 Acquired: Signed as free agent, 11/12/10
 M.L. Service: None
 Contract Status: Signed thru 2011

Weight: 195
 Throws: R
 Opening Day Age: 31



73

PERSONAL: Chase Morrow Lambin...wife Sara (Goodrich)...1998 graduate of Cypress Falls (TX) High School...2000 graduate of Grayson County Junior College...attended the University of Louisiana-Lafayette where he batted .300 (67-for-223) with 17 doubles, 13 home runs, 47 rbi and 47 runs scored in 62 games for the Ragin' Cajuns in his senior season.

2010:

- Signed a minor league contract with Washington, January 7, and spent the season with Triple-A Syracuse.
- Drove in three runs in consecutive games, April 12 and 13 vs. Buffalo, including a four-hit game, April 13.
- Homered four times in a seven-game span, driving in seven runs, April 22-28.
- Combined to bat .330 (58-for-176) in April and May combined...hit .343 (24-for-70) in 19 April games and .321 (34-for-106) in 29 May games.
- Led the Chiefs in rbi, was tied for team lead in homers, second in doubles, hits, walks, total bases and games and fourth in runs scored...his 136 games played were tied for fourth-most in the International League.

2009: Spent the season in Japan, playing for the Chiba Lotte Marines...batted .192 (23-for-120) with eight doubles, four home runs, 12 rbi and 18 runs scored...played 13 games at third base, 11 at second base, 11 in center field, eight in left field, eight in right field, five at shortstop and one at first base...was one of four American-born players on Chiba Lotte's roster (Benny Agbayani, Gary Burnham Jr., and Brian Sikorski).

2008: Spent the season with Triple-A Albuquerque...homered in consecutive games, April 18 and 19...drove in 10 runs in a four-game span, June 19-22, including a four-hit game, June 19...homered in both games of a double-header, June 28 at Iowa...batted .330 (67-for-203) with 10 homers Pre-ASG...homered in consecutive games, August 4 and 5, including a season-high five rbi, August 4 at Tacoma...hit .347 (25-for-72) against lefties.

2007: Released by the Mets organization, April 14...signed a minor league contract with Florida and assigned to Double-A Carolina, April 21...went 5-for-5 with a home run and four rbi, May 10 at Chattanooga...went 3-for-4 with two home runs, four rbi and three runs scored, June 11 vs. Tennessee...led the Mudcats in doubles, was second in hits and rbi and third in home runs.

2006: Began the season with Triple-A Norfolk...hit just .222 (60-for-270) with nine doubles, three triples and two home runs in 83 games...transferred to Double-A Binghamton, July 18...homered in his first game with Binghamton, July 20 at Portland...hit .313 (10-for-32) in July and .364 (4-for-11) in September.

2005: Began the season with Double-A Binghamton...promoted to Triple-A Norfolk, June 17 and played six games...transferred to Binghamton, June 24 and played five games, before returning to Norfolk on June 30, for the rest of the season...had a three-homer game, July 15 at Syracuse (all solo)...had a two-homer game, August 28 at Charlotte...batted .378 (14-for-37) against lefties at Norfolk...hit 10 home runs in just 61 games for the Tides...played 17 games in the Arizona Fall League with the Grand Canyon Rafters, batting .250 (14-for-56) with a home run and six rbi.

2004: Spent the season with Double-A Binghamton...came a single short of the cycle and drove in seven runs, April 27 vs. Trenton...collected seven three-hit games, including four in a five-game span, July 5-11...homered in consecutive games, July 28 and 29 at Portland...led the club in rbi.

2003: Spent the season with Single-A St. Lucie...batted .323 (31-for-96) in 27 July games and .304 (76-for-250) in June, July and August combined.

2002: Spent the season with Single-A Brooklyn...hit safely in 17 of 22 games, July 28-August 23, including a four-hit game, August 10 at Jamestown...homered in consecutive games, August 14-15...batted .305 (36-for-118) with four home runs, 20 rbi and 20 runs scored in 29 August games.

PROFESSIONAL: Mets' 34th round pick in the June, 2002 First-Year Player Draft...signed by Bob Rossi.

LAMBIN'S BATTING RECORD

YEAR	CLUB	AVG	G	AB	R	H	2B	3B	HR	RBI	SH	SF	HB	BB	SO	SB	CS	E	OBP
2002	Brooklyn	.279	47	179	25	50	6	3	6	27	2	1	2	8	50	5	2	15	.316
2003	St. Lucie	.289	118	401	58	116	27	2	5	49	5	3	4	46	81	13	8	27	.366
2004	Binghamton	.244	121	410	64	100	22	4	10	64	2	1	6	48	103	4	2	24	.331
2005	Binghamton	.331	53	181	26	60	17	0	14	29	2	1	0	20	38	2	0	12	.396
	Norfolk	.289	61	211	35	61	16	2	10	34	2	2	1	20	47	2	3	18	.350
2006	Norfolk	.222	83	270	28	60	9	3	2	31	3	3	4	36	56	3	3	14	.319
	Binghamton	.271	39	133	29	36	13	0	7	20	3	1	4	20	35	2	1	14	.380
2007	Carolina	.283	116	434	64	123	31	6	15	59	5	5	5	45	111	3	6	25	.354
2008	Albuquerque	.300	114	307	55	92	15	5	14	54	0	2	4	36	83	2	1	12	.378
2009	Chiba Lotte	.192	58	120	18	23	8	0	4	12	2	0	1	9	34	0	0	5	.254
2010	Syracuse	.252	136	488	53	123	28	3	15	58	3	2	10	45	124	8	3	17	.327
Minor League Totals		.272	888	3014	437	821	184	28	98	425	27	21	40	324	728	44	29	179	.349

DANNY LEHMANN

81

CATCHER

Height: 5-11

Bats: R

Born: 9/5/85 in Denver, CO

Resides: The Woodlands, TX

Acquired: 8th round, 2007 First-Year Player Draft

M.L. Service: None

Contract Status: Signed thru 2011

Weight: 187

Throws: R

Opening Day Age: 25



PERSONAL: Daniel Joseph Lehmann (pronounced LAY-men)...wife Whitney (Sexton)...2004 graduate of The Woodlands (TX) High School...first team All-State and All-Greater Houston honoree as a senior...awarded Montgomery County defensive MVP as catcher...posted a .452 batting average with seven home runs in senior season...attended Rice University where he majored in economics and kinesiology...led team in fielding percentage (.994), with just three errors in 66 games as a junior...All-Silver Glove award winner in 2006 and Conference USA Commissioner's Academic honor roll...All-Silver Glove award winner in 2005 as catcher.

2010:

- Was an invite to Twins Spring Training...began the season with Double-A New Britain.
- Batted .321 (9-for-28) against left-handed pitching for the Rock Cats and .205 (16-for-78) against right-handed pitching.
- Promoted to Triple-A Rochester, July 26...went 3-for-4 with a double, August 8 at Syracuse.
- Finished fifth on the club in on-base percentage.
- Rated as being the best defensive catcher in the Twins system by *Baseball America*, entering the 2011 season.

2009: Began season at Single-A Ft. Myers...batted .294 (20-for-68) with one home run and five rbi in 25 games in two stints with the Miracle...promoted to Double-A New Britain, May 11 and played in 13 games before being transferred back to Single-A Ft. Myers, June 2...played in seven games with the Miracle and was promoted to Double-A New Britain, June 16...played in a total of 56 games with the Rock Cats, all at catcher.

2008: Began season with Single-A Beloit...hit safely in six consecutive games, May 2-17...hit .292 (7-for-24) vs. lefties while at Beloit...selected to the Midwest League All-Star Game but did not play due to promotion...promoted to Ft. Myers, June 16...hit safely in 9 of 11 games, July 2-23...hit safely in six of seven games, batting .346 (9-for-26), August 8-21.

2007: Spent entire season at Rookie-Level Elizabethton...recorded a hit in 11 of his first 15 games...hit first professional home run and had five rbi, July 20 vs. Kingsport...hit second home run, August 7 at Bristol...went 3-for-4 with a double, home run, two runs scored and tied season-high with five rbi, August 13 at Greeneville...played all 22 games at catcher.

AMATEUR CAREER: Went 5-for-8 (.625) with a double, home run and sac-bunt to help Rice win the NCAA super regional over Oklahoma and send the Owls to College World Series in 2006...hit a double and drove in a run with a sac-fly in the 2006 College World Series...registered seven defensive assists on June 4, 2006, setting a school record for catchers...was the starting catcher in the Cape Cod Baseball League All-Star Game that same season.

PROFESSIONAL: Signed by scout Marty Esposito.

LEHMANN'S BATTING RECORD

YEAR	CLUB	AVG	G	AB	R	H	2B	3B	HR	RBI	SH	SF	HB	BB	SO	SB	CS	E	OBP
2007	Elizabethton	.221	22	77	12	17	2	0	3	17	0	0	4	9	10	0	0	5	.333
2008	Beloit	.240	31	104	13	25	4	3	0	6	2	0	2	9	15	0	2	5	.313
	Ft. Myers	.244	44	131	12	32	3	0	0	6	1	1	6	16	12	2	1	6	.351
2009	New Britain	.190	56	168	11	32	8	0	0	10	7	1	1	12	18	0	1	1	.247
	Ft. Myers	.294	25	68	9	20	3	0	1	5	1	2	0	9	7	2	0	1	.367
2010	New Britain	.236	34	106	10	25	1	1	1	8	3	1	2	9	18	0	0	3	.305
	Rochester	.263	25	76	9	20	7	0	0	5	3	0	2	7	6	0	0	3	.341
Minor League Totals		.234	237	730	76	171	28	4	5	57	17	5	17	71	86	4	4	24	.315

PLAYER LIMITS

Major league rosters are limited to 25 active players from Opening Day through August 31. Teams may expand their active rosters to as many as 40 players on September 1. During the course of the season, a team may place as many players as they want on the 15-day disabled list, during which they must remain inactive for a minimum of 15 days (no maximum). Teams may also place as many players as they need to on the 60-day emergency disabled list, where they must remain for a minimum of 60 days, but only when the club is at the maximum of 40 players. Players carried on this list are not counted in 40-man roster limit. If placed or transferred there after 60 days prior to the final game of the season, the player must remain there through post-season.

FRANCISCO LIRIANO

LEFT-HANDED PITCHER

47

Height: 6-2
Bats: L
Born: 10/26/83 in San Cristobal, DR
Resides: Miami, FL
Acquired: Trade with San Francisco, 11/14/03
M.L. Service: 4 years, 104 days
Contract Status: Signed thru 2011

Weight: 215
Throws: L
Opening Day Age: 27



PERSONAL: Francisco Casillas Liriano (pronounced lee-ree-AH-no)...wife Johanna (Guance)...sons Kevin (4/4/08) and Francis Javier (6/8/10)...1999 graduate of Americo Pere (DR) High School.

2010:

- Started the season as the Twins' number five starter, making his first start, allowing three runs on four hits in 6.0 innings (no-decision), April 9 at Chicago (AL).
 - Recorded first win, tossing 7.0 scoreless innings, April 15 vs. Boston.
 - Was named the American League Pitcher of the Month (first career honor) for April, going 3-0, 0.93 ERA (29.0 ip, 3 er), with 18 hits allowed...he was the only pitcher in the American League with a sub-1.00 ERA for the month.
 - Posted a 23.0 scoreless inning streak from April 15-May 2, becoming the second Twins starting pitcher since 1993 to post a streak of that length (Johan Santana - 33.0 consecutive scoreless innings in 2004).
 - Struck out 10 batters, June 5 at Oakland, then 11 batters, June 11 vs. Atlanta, becoming the first Twins pitcher since Johan Santana (May, 2007) to post consecutive 10-plus strikeout games in one season.
 - Tied a club record for most consecutive strikeouts (7), June 11 vs. Atlanta...struck out seven consecutive batters between the third and fifth innings to tie the club mark set by Jim Merritt, July 21, 1966.
 - Finished the first half with the fourth-most strikeouts in the American League (117)...also held left-handed batters to a .188 average (fifth-best among American League left-handed starters), with no walks.
 - Posted a 21.0 consecutive scoreless innings streak, July 21-August 1...won all three starts during that span, allowing 11 hits with 25 strikeouts.
 - Recorded 500th career strikeout (Mike Aviles), July 26 at Kansas City.
 - Earned his 10th victory, tossing 7.0 shutout innings allowing two hits, 11 strikeouts and two walks, as the Twins set a season-high with their eighth consecutive victory, August 1 vs. Seattle.
 - Reached 500.0 career innings pitched, August 12 at Chicago (AL).
 - Did not allow a home run in 96.1 consecutive innings pitched, May 20-August 18...it was the second-longest streak in Twins history, behind Bert Blyleven's 99.0 innings from 1974-1975.
 - Set a career-high with his 25th start of the season, August 26 at Texas.
 - Had career-high eight-game winning-streak, July 16-September 14...streak snapped, September 19 vs. Oakland...it was his first loss post-All-Star break...the streak tied Pavano for the longest win-streak by a Twins pitcher in 2010.
 - Set a single-season career-high with his 30th appearance, September 24 at Detroit.
 - Struck out his 200th batter, September 30 vs. Toronto...it marked the 20th time in club history in which a pitcher struck out 200-plus in a season and he became the seventh different pitcher to do so (Blyleven - 6, Santana - 4, Pascual - 4, Chance - 2, Kaat - 2, Boswell - 1).
 - Pitched 7.0-plus innings in 16 of his 31 starts (11-1)...Pitched 6.0-plus innings in 22 starts (13-4).
 - Allowed just nine home runs all season, with just two coming in his first 23 starts, April 9-August 12...his nine home runs allowed were the fewest for a pitcher with a minimum of 190.0 innings pitched since New York's Chien-Ming Wang in 2007, who also allowed nine in 199.1 innings.
 - Faced 172 left handed batters on the season, allowing just 43 of them to reach base (36 hits, four walks and three hit by pitch).
 - Started five of the Twins 13 shutouts on the season: April 15 vs. Boston, April 21 vs. Cleveland, April 27 at Detroit, July 21 vs. Cleveland and August 1 vs. Seattle.
 - His 20 quality starts were twice as many as his previous career-high (10 in both 2006 and 2009).
 - Was named the American League Comeback Player of the Year, becoming the first Twin to win the award.
 - Became just the fifth different pitcher to strike out 200-plus batters and allow nine-or-fewer home runs in a season...the other include: Kevin Brown in 1998, Roger Clemens in 1997 and 1990, Dwight Gooden in 1984 and Pedro Martinez in 1999 and 2003.
- 2009:** Was the Twins' Opening Day starter for the first time in his career, April 6 vs. Seattle...lost each of his first four starts, posting an ERA of 7.06 (21.2 ip, 17 er) in those starts...won back-to-back starts, tossing 7.1 innings on May 4 at Detroit, allowing two runs on four hits and nine strikeouts, May 4-9...won consecutive starts, June 23 at Milwaukee and June 28 at St. Louis...recorded his fifth win of season, allowing one run on three hits in 7.0 innings, August 12 vs. Kansas City...placed on the 15-day disabled list with left arm fatigue, August 18...reinstated, September

AL PITCHING LEADERS

STRIKEOUTS IN 2010

1. Jered Weaver, LAA233
2. Felix Hernandez, SEA232
3. Jon Lester, BOS225
4. Justin Verlander, DET219
5. **Francisco Liriano, MIN201**

9...pitched in six games (one start) upon his return, going 0-1, 5.79 (9.1 ip, 6 er).

2008: Made one start at Single-A Ft. Myers before being promoted to Triple-A Rochester, April 4...recalled April 12...was 0-3, with a 11.32 ERA in three starts before being optioned to Rochester, April 25...named International League Pitcher of the Week, June 30-July 6, going 2-0, 0.00 with just seven hits allowed in 13.0 innings with 16 strikeouts...pitched 26.2 consecutive scoreless innings from June 30-July 17...went 5-0, 1.32 (34.0 ip, 5 er) with five walks and 42 strikeouts in five July starts at Rochester and was named the *Topps* Player of the Month...went 10-0, 2.67 (70.2 ip, 21 er) in his last 11 starts...recalled August 1...made a start in place of Livan Hernandez, August 3 vs. Cleveland, earned the win by tossing 6.0 shutout innings, giving up just three hits, walking three and striking out five...finished the month of August with the second lowest ERA (1.23) in the Majors (minimum of five starts), behind CC Sabathia's 1.12 and the fourth-lowest batting-average-against (.191)...season-high nine strikeouts, September 5 vs. Detroit...earned his sixth win of the season and extended his personal six-game win-streak, September 21 at Tampa Bay...pitched 7.0-plus innings in four of his last six starts...held left-handed batters to a .217 batting average with one home run while righties hit .266 with six home runs...posted a record of 4-2, 2.76 (42.1 ip, 13 er) in seven home starts, while going 2-2, 5.35 (33.2 ip, 20 er) in seven road starts...seven quality starts in 14 chances...led the Twins organization in wins (16), strikeouts (188), innings pitched (199.1) and starts (34).

2007: Missed entire season recovering from "Tommy John" surgery on left elbow.

2006: Did not allow a run in six of seven appearances (all in relief), going 1-0, 0.77 (11.2 ip, 1 er), April 5-25...won three consecutive starts, going 3-0, 0.56 (16.0 ip, 1 er), May 19-31...went 3-0 with a 1.13 ERA (24.0 ip, 3 er) and 26 strikeouts in May...had career-high six-game win-streak, going 6-0, 1.23 (44.0 ip, 6 er), June 11-July 8...had first career 10-plus strikeout game (11), June 16 at Pittsburgh...named American League Rookie of the Month for June and July, becoming the second player in history to win the award in consecutive months (Chiro, 2001)...second career 10-plus strikeout game (12), July 2 vs. Milwaukee...was named to his first All-Star game after going into the break with a record of 10-1 and a 1.83 ERA...he became just the second rookie to head into the All-Star break with at least 10 wins and a sub-2.00 ERA, the other was Jerry Koosman of the Mets in 1968 (11-4, 1.94)...he set pre-All-Star game club records with a 1.83 ERA, 10 wins, 102 strikeouts and was fourth with a .201 batting-average-against...third career 10-plus strikeout game (10), July 23 at Cleveland...tied career-high 12 strikeouts (four career 10-plus strikeout game), July 28 vs. Detroit...disabled with strained ulnar collateral ligament in left elbow, August 10-September 11...made a rehab start in Rochester's first round playoff game, September 9...did not allow a hit or a run in 3.0 innings while striking out four and walking one...made a start September 13 vs. Oakland and lasted just 2.0 innings after experiencing pain in his left elbow...was shut down for the rest of the season...finished the season allowing just one home run to lefties with a .202 batting-average-against...set the Twins All-Time rookie strikeout record with 144, breaking Bert Blyleven's mark of 135 in 1970...his 12 wins tied him for third on that same list...ranked among Major League leading rookies in strikeouts (1st), ERA (2nd), wins (2nd), batting-average-against (2nd) and innings (5th)...finished third in the American League Rookie of the Year voting with 30 points (recording one first place vote), behind Justin Verlander (Detroit) and Jonathan Papelbon (Boston)...won Bill Boni Award as Twins' Outstanding Rookie...had "Tommy John" surgery on left elbow, November 6.

2005: Began season at New Britain...promoted to Rochester, June 17...played for World Team in Futures Game, July 10 at Detroit...did not allow an earned run in five of six starts, July 14-August 9...International League Pitcher of the Week, July 18-24...had seven-game win-streak, going 7-0, 1.00 (54.0 ip, 6 er) in eight starts, July 19-August 25...Twins' Minor League Player of the Week, July 23-29...Twins' Minor League Pitcher of the Month for July, going 4-1, 1.03 (35.0 ip, 4 er) with 10 walks and 37 strikeouts in five starts...*Topps* International League Pitcher of the Month for July...had four 10-plus strikeout games on season...International League Pitcher of the Week, August 1-7...named International League Rookie of the Year and *USA Today* Minor League Player of the Year...recalled September 2...made Major League debut in relief, September 5 vs. Texas...made first career start, September 14 at Detroit...recorded first Major League win, season-high 7.0 innings and tied season-high eight strikeouts, September 30 vs. Detroit...led all minor league pitchers in strikeouts...named to *Baseball America's* Minor League All-Star team, Triple-A All-Star team and Triple-A Player of the Year...ranked best prospect in Eastern League and best pitching prospect and second-best prospect in International League by *Baseball America*...rated the top prospect in the Twins' organization by *Baseball America* entering the 2006 season.

2004: Began season at Ft. Myers...Florida State League Pitcher of the Week, April 19-25...Twins' Minor League Player of the Week, May 22-28...selected to Florida State League All-Star team, June 12 at St. Lucie...had three-game win-streak, going 3-0, 2.21 (20.1 ip, 5 er), July 14-24...season-high 12 strikeouts, July 19 at Brevard County...promoted to New Britain, August 2...tied season-high three-game win-streak, August 27-September 6...tied season-high 8.0 innings, September 1 at Harrisburg...rated 11th-best prospect in Florida State League by *Baseball America* and fifth-best prospect in the Twins' organization by *Baseball America*, entering the 2005 season.

2003: Disabled with left lat strain, April 6-May 25 and June 18-September 15...acquired from San Francisco along with pitchers Joe Nathan and Boof Bonser in exchange for catcher A.J. Pierzynski and cash, November 14.

2002: Disabled with left elbow strain, April 25-May 9...disabled with blister on left hand, May 22-30...named *Howe Sportsdata's* South Atlantic League Player of the Week, June 7-13...disabled with left shoulder strain, July 24-September 19...had .210 (61-for-291) batting-average-against, with left-handers batting .203 (14-for-69) with two homers and right-handers batting .212 (47-for-222) with four homers...ranked fourth-best prospect in the Giants organization by *Baseball America*, entering the 2003 season.

2001: Began season at AZL Giants...season-high three-game win-streak, July 2-12...was 2-1, 2.81 (16.0 ip, 5 er) in four starts, August 7-22...was second in league in starts, innings pitched and strikeouts...promoted to Salem-Keizer, August 25...tied season-high 6.0 innings and season-high 10 strikeouts, September 4 at Eugene...ranked eighth-best prospect in the Arizona League by *Baseball America*.

PROFESSIONAL: Signed by San Francisco as non-drafted free agent, September 9, 2000...signed by scout Rick Ragazzo.

LIRIANO'S GAME HIGHS

2010
IP: 8.0, 3x, last 6/11 vs. Atl.
SO: 11, 2x, last 8/1 vs. Sea.
Win-Streak: 8, 7/16-9/14
Walks: 6, 8/6 at Cle.
CG: - -
Low-Hit: - -



CAREER
IP: 8.2, 7/18/06 vs. T.B.
SO: 12, 2x, last 7/28/06 vs. Det.
Win-Streak: 8, 7/16-9/14/10
Walks: 6, 2x, last 8/6/10 at Cle.
CG: - -
Low-Hit: - -

COMEBACK PLAYER OF THE YEAR AWARD

AMERICAN LEAGUE
 Jason Giambi, NYY - 1B
 Jim Thome, CWS - DH
 Carlos Pena, TB - 1B
 Cliff Lee, CLE - LHP
 Aaron Hill, TOR - 2B
Francisco Liriano, MIN - LHP

YEAR
 2005
 2006
 2007
 2008
 2009
 2010

NATIONAL LEAGUE
 Ken Griffey Jr., CIN - OF
 Nomar Garciaparra, LAD - IF
 Dmitri Young, WAS - 1B
 Brad Lidge, PHI - RHP
 Chris Carpenter, STL - RHP
 Tim Hudson, ATL - RHP

LIRIANO'S PITCHING RECORD

YEAR	CLUB	W-L	ERA	G	GS	CG	SH	SV	IP	H	R	ER	HR	HB	BB	SO	WP	BK	BAA
2001	AZL Giants	5-4	3.63	13	12	0	0	0	62.0	51	26	25	3	1	24	67	6	3	.232
	Salem-Keizer	0-0	5.00	2	2	0	0	0	9.0	7	5	5	2	0	1	12	0	0	.206
2002	Hagerstown	3-6	3.49	16	16	0	0	0	80.0	61	45	31	6	0	31	85	4	0	.210
2003	San Jose	0-1	54.00	1	1	0	0	0	0.2	5	4	4	0	0	2	0	1	0	.714
	AZL Giants	0-1	4.32	4	4	0	0	0	8.1	5	4	4	1	0	6	9	1	1	.192
2004	Ft. Myers	6-7	4.00	21	21	0	0	0	117.0	118	56	52	6	0	43	125	6	2	.269
	New Britain	3-2	3.18	7	7	0	0	0	39.2	45	14	14	4	2	17	49	3	0	.287
2005	New Britain	3-5	3.64	13	13	0	0	0	76.2	70	36	31	6	2	26	92	4	1	.242
	Rochester	9-2	1.78	14	14	0	0	0	91.0	56	25	18	4	0	24	112	2	1	.177
	MINNESOTA	1-2	5.70	6	4	0	0	0	23.2	19	15	15	4	0	7	33	0	0	.221
2006	MINNESOTA	12-3	2.16	28	16	0	0	1	121.0	89	31	29	9	1	32	144	9	1	.205
2007	MINNESOTA	INJURED - DID NOT PLAY																	
2008	Ft. Myers	0-1	6.75	1	1	0	0	0	5.1	6	4	4	0	0	2	8	0	0	.300
	Rochester	10-2	3.28	19	19	0	0	0	118.0	102	44	43	8	3	31	113	4	0	.231
	MINNESOTA	6-4	3.91	14	14	0	0	0	76.0	74	40	33	7	1	32	67	3	0	.254
2009	MINNESOTA	5-13	5.80	29	24	0	0	0	136.2	147	93	88	21	6	65	122	5	1	.279
	MINNESOTA	14-10	3.62	31	31	0	0	0	191.2	184	77	77	9	10	58	201	10	1	.252
Minor League Totals		39-31	3.42	111	110	0	0	0	607.2	526	263	231	40	8	207	672	31	8	.235
Major League Totals		38-32	3.97	108	89	0	0	1	549.0	513	256	242	50	18	194	567	27	3	.248

LIRIANO'S FIELDING RECORD

POSITION	PCT	G	PO	A	E	TC	DP	PB
Pitcher	.973	108	12	59	2	73	4	—

LIRIANO'S BATTING RECORD

BATTING	AVG	AB	R	H	2B	3B	HR	RBI	SH	SF	HB	BB	SO	SB	CS	OBP
Career	.083	12	0	1	0	0	0	1	2	0	0	1	7	0	0	.154

Last Home Run: None

LIRIANO'S DIVISION SERIES RECORD

YEAR	OPPONENT	W-L	ERA	G	GS	CG	SH	SV	IP	H	R	ER	HR	HB	BB	SO	WP	BK	BAA
2009	New York (AL)	0-0	4.50	1	0	0	0	0	2.0	1	2	1	1	0	1	1	0	0	.143
2010	New York (AL)	0-0	6.35	1	1	0	0	0	5.2	6	4	4	0	0	3	7	1	0	.261
Division Series Totals		0-0	5.87	2	1	0	0	0	7.2	7	6	5	1	0	4	8	1	0	.233

LIRIANO'S ALL-STAR GAME RECORD

YEAR	HOST	W-L	ERA	G	GS	CG	SH	SV	IP	H	R	ER	HR	HB	BB	SO	WP	BK	BAA
2006	Pittsburgh	DID NOT PLAY																	

LIRIANO'S WORLD BASEBALL CLASSIC RECORD

YEAR	CLUB	W-L	ERA	G	GS	CG	SH	SV	IP	H	R	ER	HR	HB	BB	SO	WP	BK	BAA
2006	Dominican Republic	0-0	1.69	2	0	0	0	0	5.1	3	2	1	0	0	3	8	0	0	.150



« FRANCISCO LIRIANO

finished the 2010 season ranked second among American League pitchers in strikeouts for a lefty behind Boston's Jon Lester (225).

JEFF MANSHIP

49

RIGHT-HANDED PITCHER

Height: 6-2

Bats: R

Born: 1/16/85 in San Antonio, TX

Resides: Boerne, TX

Acquired: 14th round pick, 2006 First-Year Player Draft

M.L. Service: 127 days

Contract Status: Signed thru 2011

Weight: 211

Throws: R

Opening Day Age: 26



PERSONAL: Jeffrey Michael Manship...2003 graduate of Ronald Reagan (TX) High School, where he was named an All-American his final two seasons...posted a record of 22-2, with a 0.64 ERA with four no-hitters (one perfect game), a 7.9 K/BB ratio and 9.0-inning averages of 17.4 K's, 2.2 walks and 3.1 hits allowed in his final two seasons...member of Team USA's 16-under and 18-under Youth and Junior National Teams, winning a gold medal in 2001...2007 graduate of the University of Notre Dame where he led the team in strikeouts (111) and wins (nine)...named Big East Conference Pitcher of the Year and Third-Team Louisville Slugger All-American in 2006.

2010:

- Started the season with Triple-A Rochester...made four starts for Rochester, going 2-2 before being recalled on May 1.
- Made his first Major League start of the season, but did not factor into the decision, allowing two runs on five hits in 6.0 innings, with one walk and six strikeouts, May 1 at Cleveland.
- Optioned to Rochester, May 4, when Nick Blackburn was reinstated from Family Medical Emergency List...made three starts at Rochester...recalled May 18 and made one relief appearance (2.0 ip) for the Twins, July 19 vs. Cleveland...optioned to Rochester, May 20.
- Made five more starts for the Red Wings, including a complete game shutout victory, allowing four hits with no walks and six strikeouts, June 3 vs. Norfolk...recalled June 19.
- Pitched 4.1 innings of relief and struck out in his first Major League plate appearances, June 19 at Philadelphia.
- Made two relief appearances for the Twins, allowing two runs on four hits in 5.1 innings before being optioned June 26.
- Made three starts for the Red Wings and was recalled, July 15...made one relief appearance before being optioned, July 21.
- Made four appearances (three starts) for Rochester and was recalled, August 12.
- Earned first win of the season, tossing 1.1 innings of scoreless relief, August 18 vs. Chicago (AL).
- Posted an ERA of 2.41 (18.2 ip, 5 er) with opponents batting .229 (16-for-70) with four extra-base hits (two home runs) in May, June, July and August with the Twins...posted an ERA of 10.45 (10.1 ip, 12 er) with opponents batting .391 (18-for-46) in September.

2009: Began season at Double-A New Britain where he went 6-4, 4.28 (75.2 ip, 36 er) in 13 starts...had a strikeout-to-walk ratio of 2.25 with the Rock Cats and allowed just two home runs...promoted to Triple-A Rochester on June 24, where he went 4-2, 3.22 (50.1 ip, 18 er) in eight starts...allowed just one home run and had 30 strikeouts with the Red Wings...contract selected from Rochester on August 12, replacing pitcher Kevin Slowey who was placed on the 60-day disabled list with a strained left wrist...made his Major League debut in relief, August 15 vs. Cleveland pitching 1.0 scoreless inning of relief...moved into the starting rotation after Francisco Liriano was placed on the 15-day disabled list...made first Major League start, allowing one run on four hits in 5.0 innings pitched, September 1 vs. Chicago (AL)...first Major League win, allowing four runs (three earned) on eight hits in 5.1 innings pitched with four strikeouts and one walk, October 2 vs. Kansas City.

2008: Began season at Single-A Ft. Myers...went 7-3, 2.86 (78.2 ip, 25 er) in 13 starts for the Miracle...tossed four-hit shutout, June 3 vs. Dunedin...went 6-1 with a 2.09 ERA in nine home starts for Ft. Myers...named Twins' Minor League Player of the Week, June 6-13...selected to Florida State League All-Star team...promoted to Double-A New Britain, June 16...went a combined 10-9 with a 3.65 ERA in 27 starts for Ft. Myers and New Britain...participated in the Arizona Fall League with the Phoenix Desert Dogs.

2007: Began season at Single-A Beloit...went 0-0, 13.1 ip, 17 strikeouts as the Twins' Minor League Player of the Week, April 20-26...named Midwest League Pitcher of the Week, April 30-May 5...named Twins' Pitcher of the Month for April...selected to Midwest League All-Star team...promoted to Single-A Ft. Myers, June 27...named Florida State League Pitcher of the Week, July 23-29...named to the Midwest League Postseason All-Star team...his 15 wins tied him for ninth in all of minor league baseball...ranked best breaking pitch and best control in the Midwest League by *Baseball America*...named 13th-best prospect in the Midwest League by *Baseball America*.

2006: Began professional career at Rookie-Level GCL Twins...promoted to Ft. Myers, August 12...named Florida State League Pitcher of the Week, July 23-29 after going 1-1, 0.75 ERA with 16 strikeouts in 12.0 innings pitched for Ft. Myers.

PROFESSIONAL: Signed by scout Bill Milos.

MANSHIP'S GAME HIGHS

2010

IP: 6.0, 5/1 at Cle.

SO: 6, 5/1 at Cle.

Win-Streak: 2, 8/18-9/6

Walks: 1, 6x, last 9/27 at K.C.

CG: - -

Low-Hit: - -



CAREER

IP: 6.0, 5/1/10 at Cle.

SO: 6, 5/1/10 at Cle.

Win-Streak: 3, 10/2/09-9/6/10

Walks: 3, 2x, last 9/27/09 at K.C.

CG: - -

Low-Hit: - -

MANSHIP'S PITCHING RECORD

YEAR	CLUB	W-L	ERA	G	GS	CG	SH	SV	IP	H	R	ER	HR	HB	BB	SO	WP	BK	BAA
2006	GCL Twins	0- 0	0.00	2	0	0	0	0	5.2	3	0	0	0	0	1	10	0	1	.150
	Ft. Myers	0- 0	2.08	4	3	0	0	0	8.2	7	3	2	0	0	2	12	0	0	.212
2007	Beloit	7- 1	1.51	13	13	0	0	0	77.2	51	15	13	4	1	9	77	7	0	.185
	Ft. Myers	8- 5	3.15	13	13	0	0	0	71.1	77	38	25	5	2	25	59	1	0	.270
2008	Ft. Myers	7- 3	2.86	13	13	1	1	0	78.2	68	31	25	0	4	20	63	4	0	.231
	New Britain	3- 6	4.46	14	14	0	0	0	76.2	90	47	38	8	3	24	62	6	1	.292
2009	New Britain	6- 4	4.28	13	13	0	0	0	75.2	72	37	36	2	2	20	45	1	0	.249
	Rochester	4- 2	3.22	8	8	0	0	0	50.1	53	23	18	1	1	17	30	1	1	.277
2010	MINNESOTA	1- 1	5.68	11	5	0	0	0	31.2	39	21	20	4	1	15	21	2	0	.310
	Rochester	3- 8	5.13	19	18	1	1	0	98.1	134	60	56	13	2	22	83	1	1	.329
	MINNESOTA	2- 1	5.28	13	1	0	0	0	29.0	34	20	17	3	0	6	21	0	0	.293
Minor League Totals		38-29	3.53	99	95	2	2	0	543.0	555	254	213	33	15	140	441	21	4	.264
Major League Totals		3- 2	5.49	24	6	0	0	0	60.2	73	41	37	7	1	21	42	2	0	.302

MANSHIP'S FIELDING RECORD

POSITION	PCT	G	PO	A	E	TC	DP	PB
Pitcher	1.000	24	4	6	0	10	0	—

MANSHIP'S BATTING RECORD

BATTING	AVG	AB	R	H	2B	3B	HR	RBI	SH	SF	HB	BB	SO	SB	CS	OBP
Career	.000	1	0	0	0	0	0	0	0	0	0	0	1	0	0	.000



RECORD ATTENDANCE

Jill Arens of Elk River, MN poses with Twins president Dave St. Peter and CEO Jim Pohlad after she became the 3,030,673rd fan to enter Target Field in 2010. The Twins set an all-time attendance record in the Inaugural season in their new ballpark.

TWINS' EXPANSION DRAFT LOSSES

December 14, 1960

Los Angeles Angels
Tex Clevenger, rhp
Julio Becquer, 1b
Faye Throneberry, of

Washington Senators
Hal Woodeshick, lhp
Joe McClain, rhp
John Schaive, inf

October 15, 1968

Kansas City Royals
Bob Oliver, of
Pat Kelly, of
Jack Hernandez, ss
Gerry Cram, rhp

Seattle Pilots
Buzz Stephen, rhp
Rich Rollins, inf

November 5, 1976

Seattle Mariners
Steve Braun, of

Toronto Blue Jays
Jerry Garvin, lhp
Bill Singer, rhp
Dave McKay, 3b
Al Woods, of

November 17, 1992

Colorado Rockies
Jayhawk Owens, c
Curt Leskanic, rhp

Florida Marlins
Tom Edens, rhp

November 18, 1997

Arizona Diamondbacks
Brent Brede, 1b-of
Damian Miller, c

Tampa Bay Rays
None

JOE MAUER

CATCHER

Height: 6-5

Bats: L

Born: 4/19/83 in St. Paul, MN

Resides: Ft. Myers, FL

Acquired: 1st round (first overall), 2001 First-Year Player Draft

M.L. Service: 7 years

Contract Status: Signed thru 2018

Weight: 233

Throws: R

Opening Day Age: 27



PERSONAL: Joseph Patrick Mauer...2001 graduate of Cretin-Derham Hall (MN) High School where he played baseball, basketball and football...led football team to two straight appearances in the Minnesota Class 5A Championship Game, winning the state title in 2000...named Gatorade's National Player of the Year, *Parade* and *USA Today* Player of the Year and Reebok/ESPN High School All-American in football...signed a letter of intent to play football at Florida State University...was All-State in basketball in junior and senior seasons...tied a national high school record by homering in seven consecutive games...was District V Player of the Year and Gatorade Player of the Year in 2001...was a member of the Team USA Junior National Team, 1998-2000...voted Best Hitter at the world tournament in Panama in 2000...became the seventh Minnesotan to be selected in the first round and the first to be selected first overall...designates time and effort in support of Twins' Rookie League and R.B.I. programs...is an active member of the Minnesota Action Team, an expanding national youth volunteer initiative run by the Major League Baseball Players Trust and Volunteers of America...designates time and money in support of renovating and building ballfields in St. Paul and surrounding areas.

2010:

- Signed an eight-year contract extension, March 21...Twins Opening Day catcher.
- Hit safely in eight of his first nine games, including his first home run, April 6 at Los Angeles (AL).
- Hit the first double at Target Field by a Twins player (second inning off Jon Lester), April 12 vs. Boston.
- Had third career five-hit game, including one double and one triple, April 24 at Kansas City...batted .345 (29-for-84) in 22 games in April.
- Caught his 657th career game, tying Tim Laudner for third-place in most games caught by a Twin, June 16 vs. Colorado...passed Laudner on June 18 at Philadelphia, catching his 658th career game...he ranks third on the club's All-Time list (719), behind Earl Battey (831) and Butch Wynegar (759) entering 2011.
- Was voted as the American League's starting catcher in the 2010 All-Star Game for the third time in his career (fourth career All-Star appearance)...he went 0-for-2 in the game, with a fly out and reaching on an error...he amassed 5,372,606 votes, marking the third-most votes All-Time, trailing only Ken Griffey Jr. (6,079,688) in 1994 and Albert Pujols (5,397,374) in 2009...he became the first catcher to be Major League Baseball's overall top vote-getter since Ivan Rodriguez of Texas was first in 2000...he joined Rod Carew (1975, 1977-78) as the only other Twin to ever lead all of baseball in votes.
- Had fourth career five-hit game and a career-high seven-rbi, July 26 vs. Kansas City in a Twins 19-1 victory...the seven rbi were the most by a Twins player in 2010...collected six consecutive hits, July 26-27 at Kansas City.
- Drove in 21 runs in a 14-game span, July 23-August 10...hit .344 (32-for-93) with 12 doubles, 19 runs, three homers and 19 rbi in 23 July games.
- Tied Cesar Tovar for 11th on the club's All-Time doubles list with his 193rd, July 31 vs. Seattle...passed Tovar on August 5 and moved into sole possession of 11th place with his 194th career double, August 5 at Tampa Bay.
- Played in his 800th career game, August 13 vs. Oakland.
- Hit his first home run at Target Field (off Gavin Floyd), snapping a string of 209 consecutive plate appearances without a home run at Target Field, August 18 vs. Chicago (AL).
- Collected the Twins only hit, breaking up a no-hitter with one out in the ninth inning off Neftali Feliz, August 23 at Texas...marked the second time in his career in which he broke up a no-hitter in the ninth (May 6, 2008 at Chicago White Sox - Gavin Floyd).
- Named Pepsi's Clutch Performer for the month of August after batting .380 (35-for-92) with seven doubles, two home runs, 16 rbi and 17 runs scored in 26 games...also posted .522 slugging percentage, .482 on-base percentage and recorded a hit in 19 of his 26 games played (eight multi-hit games).
- Scored his 500th career run, September 7 vs. Kansas City...became 15th Twins player in club history with 500-plus runs.
- Tied Bob Allison for 12th on the club's All-Time hits list with his 999th career hit as a Twin, September 12 at Cleveland.
- Recorded his 1,000th career hit, a first-inning single off John Danks, September 14 at Chicago (AL)...the hit also passed Bob Allison on the Twins' All-Time hits list, moving him into sole possession of 12th place.
- Hit his ninth home run of the season, leading the Twins to a 9-3 victory and an eight-game lead in the American League Central, September 15 at Chicago (AL).
- Hit his 200th career double, becoming one of 11 Twins in club history with 200-plus doubles, September 16 at Chicago (AL).
- Missed nine games in September with a jammed left knee, suffered while running the bases, September 19 vs. Oakland.
- Hit his 43rd double, placing him second on baseball's All-Time list for doubles by a catcher in one season (Ivan Rodriguez - 47 in 1996), October 3 vs. Toronto...he passed Brian Harper's 1990 total of 42, moving into first on the Twins' All-Time single-season doubles list for a catcher.

MLB BATTING LEADERS

BATTING AVERAGE FOR ACTIVES
(minimum 3,000 plate appearances)

1. Albert Pujols331
2. Ichiro Suzuki331
3. Joe Mauer327
4. Todd Helton324
5. Vladimir Guerrero320

- Recorded five games with four-or-more hits, third-most in baseball...recorded 40 multi-hit games and 20 three-hit games.
- Batted .389 against AL Central opponents...batted .516 against the Royals and .451 against the White Sox.
- Was one of just four players in baseball with 40-plus doubles and a .320-plus batting average (Beltre, Cabrera & Hamilton)...became just the fourth Twin to post those numbers: Molitor in 1996, Oliva in 1964 & '65 and Kirby Puckett in 1988 & '89.
- Awarded his third consecutive Rawlings Gold Glove...won his fourth Louisville Slugger "Silver Slugger" Award (third consecutive).
- Finished eighth in the American League MVP voting with 97 points, including two third-place votes.
- Named to *Baseball America's* Major League All-Star team...also ranked by *Baseball America* as the American League's best defensive catcher, second-best overall hitter (Detroit's Miguel Cabrera) and second-best strike zone judgement (Boston's Kevin Youkilis).
- Was given the Dick Siebert Award for Upper Midwest Player of the Year and the Calvin R. Griffith Award for Most Valuable Twin by the Twin Cities Chapter of Baseball Writers Association of America.

2009: Missed all of April on the 15-day disabled list due to inflammation of the right sacroiliac joint (April 2-30)...homered in his first at-bat of the season on May 1 vs. Kansas City...hit safely in 14 straight games, batting .418 (23-for-55) with seven multi-hit games, seven home runs, 14 runs scored and 21 rbi, May 7-21...second career grand slam and season-high six rbi, May 21 at Chicago (AL)...collected 13 rbi in a five-game span from May 21-25...earned American League Player of the Week honors from May 18-24...finished May with 11 home runs and 32 rbi, the first time in Twins history a player has reached 11 home runs and 30 rbi in the same month...the only other player in franchise history to accomplish the feat was Harmon Killebrew, who hit 13 home runs and drove in 37 rbi in August of 1960 with the Washington Senators...his 32 rbi set a Twins record for the month of May...earned American League Player of the Month honors for May after batting .414 (41-for-99) with seven doubles, one triple, 11 home runs, 19 walks, 32 rbi, 27 runs scored, an on-base percentage of .500 and a slugging percentage of .838...finished June batting .353 (36-for-102) with three home runs, 11 rbi and 16 runs scored with 10 multi-hit games...hit career-high 14th home run, June 20 vs. Houston...finished the first-half batting .373 (90-for-241) with 15 home runs, 49 rbi and 49 runs scored in just 64 games...his .373 first-half average was sixth-highest in Twins history pre-All-Star break...selected to his third All-Star game and voted-in by the fans as the starting catcher for the second straight season...went 1-for-3 in the All-Star game with a run scored and a game-tying rbi-double in the fifth inning...in August, led the A.L. in batting average (.391) and intentional walks (four), ranked second in hits (45), third in on-base percentage (.449), tied for fourth in runs (21), tied for fifth in home runs (eight), fifth in slugging percentage (.652) and sixth in rbi (23)...third four-hit game of season, August 7 at Detroit...hit seven home runs in an 11-game span, with 17 rbi and a .553 batting average, August 7-18...hit safely in 24 of 28 games in August...hit safely in 110 of 138 games overall (80%)...won his third American League batting title, becoming one of just 10 players in Major League history to win three-or-more batting titles and the first to win back-to-back batting titles since Noman Garciaparra in 1999 and 2000...finished ninth in the American League in multi-hit games (55) and first in three-hit games (23)...with his .365 batting average, .444 on-base percentage and .587 slugging percentage, he became the American League leader in all three categories...only 12 players have ever led the American League in all three, with the last being George Brett in 1980...of the 12 AL players to do it, 10 are in the National Baseball Hall of Fame (Ted Williams - five times, Ty Cobb - three, Napoleon Lajoie - two, George Stone, Tris Speaker, Babe Ruth, Lou Gehrig, Jimmie Fox, Frank Robinson, Carl Yastrzemski, Fred Lynn and George Brett)...no catcher in either league has ever led in all three categories at the end of a season...named *Baseball America's* Player of the Year and MLB Players Choice Award's American League's Most Outstanding Player...was given the Calvin R. Griffith Award for Most Valuable Twin and the Dick Siebert Award for Upper Midwest Player of the Year, by the Twin Cities Baseball Writers Association...was given the Players Choice Award for American League's Most Outstanding Player, voted on by his peers...was given his second Rawlings Gold Glove Award...won Louisville Slugger "Silver Slugger" Award...was named the American League's Most Valuable Player, becoming the fifth player in club history to win the award (Versalles - 1965, Killebrew - 1969, Carew - 1977, Morneau - 2006)...first catcher to win A.L. MVP since Texas' Ivan Rodriguez in 1999.

TWINS LEADERS

GAMES CAUGHT ALL-TIME

1. Earl Battey.....	831
2. Butch Wynegar.....	759
3. Joe Mauer.....	719
4. Tim Laudner.....	657
5. Brian Harper.....	655

2008: Hit first home run of season, June 2 vs. New York (AL)...hit second home run, June 4 vs. Baltimore...finished the first-half third in the A.L. in batting (.322), behind Ian Kinsler (.337) and Justin Morneau (.323)...became the first Twins catcher to start an All-Star Game, July 15 in New York (AL), going 1-for-1 with a walk...career-high 16-game hit-streak from August 4-24, hitting .349 (22-for-63) with one home run, 10 rbi and 13 runs scored...second career five-hit game tying his career-high on August 29 at Oakland, season-high four rbi...his .362 batting average with runners in scoring position ranked seventh in the American League...recorded his fourth triple of the season, matching his career-high...was one of just four catchers to log 1,200-or-more innings behind the plate and ranked second in the league by throwing out 36% of potential basestealers...finished the season four points ahead of Dustin Pedroia (Boston) to win his second batting title in three years (2006)...it was the 13th American League batting title by a Minnesota Twin in the 48-year existence of the team, and he joined Tony Oliva and Rod Carew as the only Twins who won multiple titles...joined Buddy Myer (Washington, 1935) and Joe Cronin (Washington, 1931) as the only players in franchise history to hit over .300, score over 95 runs, record 30-or-more doubles, drive in 80-or-more runs and walk 80-or-more times in a single season...was given the Dick Siebert Award for Upper Midwest Player of the Year and the Carl R. Pohlard Community Service Award by the Twin Cities Baseball Writers Association...won first ever Rawlings Gold Glove Award becoming the second Twins catcher to win the award (Earl Battey in 1961 & '62)...first American League player to win the Batting Title and Gold Glove in the same season since Ichiro Suzuki in 2004...won Louisville Slugger "Silver Slugger" Award.

2007: Tied career-high with three doubles, April 17 at Seattle...disabled with strained left quadriceps, May 6-June 8...began rehab assignment at Single-A Ft. Myers, June 6...second career two-homer game, June 24 at Florida...hit first career grand slam, June 29 at Detroit...went 4-for-6 and tied career-high with five rbi, July 6 at Chicago (AL)...recorded Twins first inside-the-park home run since Torii Hunter (July 26, 2001), July 21 vs. Los Angeles (AL)...season-high 10-game hit-streak, going 15-for-40 (.375), July 14-24...had game-winning walk-off single in 9th inning, July 15 vs. Oakland...threw out 19 of 40 (48%) runners attempting to steal to up career totals to 58 of 127 (46%).

2006: Named American League Player of the Week, June 5-11...first career five-hit game, June 27 vs. Los Angeles (NL)...named American League Player of the Month for July...selected to first career All-Star team, July 11 at Pittsburgh...homered with two-out in the 9th inning to tie Kansas City at 1-1, September 28, the Twins won 2-1 in 10 innings...threw out 17 of 56 (30%) runners attempting to steal to up career totals to 39 of 87 (45%)...was intentionally walked 21 times, the second highest single season total by a Twin (Killebrew, 23 in 1970)...finished the season hitting .347 and won the American League batting title...became the first AL catcher to win the batting title and at 23, the youngest batting champ since Alex Rodriguez (21) in 1996...the last catcher to win the title was Ernie Lombardi in 1942 with the Boston Braves...won Dick Siebert Award as Upper Midwest Player of the Year...won Louisville "Slugger Silver" Slugger Award.

2005: Second career four-hit game, May 6 at Tampa Bay...homered in consecutive games, May 6-8...third career four-hit game, August 10 at Seattle...fourth career four-hit game, September 12 at Detroit...tied career-high nine-game hit-streak, going 14-for-34 (.412), September 9-20...threw out 17 of 48 (35%) runners attempting to steal to up career totals to 22 of 64 (34%)...led club in batting and walks, tied for lead in intentional walks, was second in hits and multi-hit games (41), tied for second in stolen bases and was third in doubles...was tied for fourth in league in intentional walks (12) and sixth in batting vs. right-handers (.323).

2004: Made Major League debut and singled off Rafael Betancourt for first big league hit, April 5 vs. Cleveland...disabled with medial meniscus tear in left knee, April 7-June 2...had surgery to remove meniscus in left knee, April 8...began rehab assignments at Ft. Myers and Rochester, May 26...hit first Major League homer off Esteban Yan, June 6 vs. Detroit...was 8-for-17 (.471) in six games, June 9-15...first career two-homer game, June 30 vs. Chicago (AL)...first career four-hit game, July 7 vs. Kansas City...disabled for remainder of season with sore left knee, July 19...won Bill Boni Award as Twins' Outstanding Rookie...ranked top prospect in the Twins organization by *Baseball America* entering the 2005 season.

2003: Began season at Ft. Myers...season-high 19-game hit-streak, May 18-June 6...Twins' Minor League Player of the Week, May 24-30...played in Florida State League All-Star Game, June 14 at Ft. Myers...promoted to New Britain, June 16...played for United States Team in Futures Game, July 13 at Chicago (AL)...Twins' Minor League Player of the Month for July...named Topps' Eastern League Player of the Month for July...threw out 36 of 69 (52%) runners attempting to steal on season...led both Florida State League and Eastern League in throwing out runners attempting to steal...led Twins' minor leaguers in hits, was second in rbi and fourth in walks...was fifth among all minor leaguers in hits and was 11th in batting (.338)...led all Minor League catchers in batting...selected to Florida State League Postseason All-Star Team...rated best hitting prospect and best defensive catcher in Florida State League by *Baseball America*...named to *Baseball America's* Minor League All-Star Team and All-Defensive Team...rated best prospect in Eastern League and Florida State League...named Teenager of the Year by Sportsticker...named Minor League Player of the Year by *Baseball America* and Sportsticker...won Sherry Robertson Award as Twins' Minor League Player of the Year...played for Team USA in Olympic Qualifying Tournament in Panama...ranked top prospect in the Twins organization by *Baseball America* entering the 2004 season.

2002: Selected to Midwest League All-Star team, June 18 at Lansing...disabled for remainder of season after surgery to repair hernia, August 30...led club in walks, was second in batting, hits and rbi, tied for second in doubles and fourth in at-bats and runs...threw out 45 of 108 (42%) runners attempting to steal...named to Sportsticker's Midwest League All-Teen Team and league Postseason All-Star team...named to Topps' Single-A All-Star Team...rated top Minor League catching prospect, second-best arm strength, third-best receiving skills and best defensive catcher in Midwest League and selected to Low Single-A All-Star team by *Baseball America*...ranked top prospect in the Twins organization by *Baseball America* entering the 2003 season.

2001: Twins' Minor League Player of the Week, going 14-for-29 (.483), August 26-September 1...Twins' Minor League Player of the Month for August, going 44-for-107 (.411)...hit safely in 22 of 32 games...threw out 10 of 31 (32%) runners attempting to steal on season...rated top prospect in Appalachian League and top Minor League catching prospect by *Baseball America*.

PROFESSIONAL: Signed by scout Mark Wilson.

MAUER'S GAME HIGHS

2010				CAREER			
Hits: 5, 2x, last 7/26 at K.C.	HR: 1, 9x, last 9/15 at CWS.		HR: 2, 4x, last 8/18/09 at Tex.				
RBI: 7, 7/26 at K.C.	Hit-Streak: 8, 7/15-23		RBI: 7, 7/26/10 at K.C.				
Grand Slams: --			Hit-Streak: 16, 8/4-24/08				
			Grand Slams: 2, last 5/21/09 at CWS.				

MAUER'S PLAYING RECORD

YEAR	CLUB	AVG	G	AB	R	H	2B	3B	HR	RBI	SH	SF	HB	BB	SO	SB	CS	E	OBP
2001	Elizabethton	.400	32	110	14	44	6	2	0	14	0	0	1	19	10	4	0	4	.493
2002	Quad Cities	.302	110	411	58	124	23	1	4	62	0	2	2	61	42	0	0	6	.393
2003	Ft. Myers	.335	62	233	25	78	13	1	1	44	0	3	1	24	24	3	0	0	.395
	New Britain	.341	73	276	48	94	17	1	4	41	0	4	5	25	25	0	0	3	.400
2004	MINNESOTA	.308	35	107	18	33	8	1	6	17	0	3	1	11	14	1	0	2	.369
	Rochester	.316	5	19	1	6	3	0	0	2	0	1	0	1	4	0	0	0	.333
	Ft. Myers	.667	2	6	0	4	0	0	0	2	0	0	0	2	2	0	0	0	.750
2005	MINNESOTA	.294	131	489	61	144	26	2	9	55	0	3	1	61	64	13	1	5	.372
2006	MINNESOTA	.347	140	521	86	181	36	4	13	84	0	7	1	79	54	8	3	4	.429
2007	MINNESOTA	.293	109	406	62	119	27	3	7	60	2	3	3	57	51	7	1	1	.382
	Ft. Myers	.000	1	3	0	0	0	0	0	0	0	0	0	1	0	0	0	0	.250
2008	MINNESOTA	.328	146	536	98	176	31	4	9	85	1	11	1	84	50	1	1	3	.413
2009	Ft. Myers	.400	5	15	2	6	2	0	0	4	0	1	0	2	1	0	0	0	.444
	MINNESOTA	.365	138	523	94	191	30	1	28	96	0	5	2	76	63	4	1	3	.444
2010	MINNESOTA	.327	137	510	88	167	43	1	9	75	0	6	3	65	53	1	4	3	.402
Minor League Totals		.332	290	1073	148	356	64	5	9	169	0	11	9	135	108	7	0	13	.407
Major League Totals		.327	836	3092	507	1011	201	16	81	472	3	38	12	433	349	35	11	21	.407

MAUER'S FIELDING RECORD

POSITION	PCT	G	PO	A	E	TC	DP	PB
Catcher	.996	719	4620	250	21	4891	25	32

MAUER'S DIVISION SERIES RECORD

YEAR	OPPONENT	AVG	G	AB	R	H	2B	3B	HR	RBI	SH	SF	HB	BB	SO	SB	CS	E	OBP
2006	Oakland	.182	3	11	0	2	0	0	0	0	0	0	0	1	0	0	0	0	.250
2009	New York (AL)	.417	3	12	1	5	1	0	0	1	0	0	0	2	4	0	0	0	.500
Division Series Totals		.304	6	23	1	7	1	0	0	1	0	0	0	3	4	0	0	0	.385

MAUER'S ALL-STAR GAME RECORD

YEAR	HOST	AVG	G	AB	R	H	2B	3B	HR	RBI	SH	SF	HB	BB	SO	SB	CS	E	OBP
2006	Pittsburgh	.000	1	2	0	0	0	0	0	0	0	0	0	1	0	0	0	0	.000
2008	New York (AL)	1.000	1	1	0	1	0	0	0	0	0	0	0	1	0	0	0	0	1.000
2009	St. Louis	.333	1	3	1	1	1	0	0	1	0	0	0	0	0	0	0	0	.333
2010	Los Angeles (AL)	.000	1	2	0	0	0	0	0	0	0	0	0	0	0	0	0	0	.000
All-Star Game Totals		.250	4	8	1	2	1	0	0	1	0	0	0	1	1	0	0	0	.333

JOSE MIJARES

LEFT-HANDED PITCHER

50

Height: 6-0
Bats: L
Born: 10/29/84 in Caracas, VZ
Resides: Caracas, VZ
Acquired: Signed as free agent, 3/2/02
M.L. Service: 2 years, 24 days
Contract Status: Signed thru 2011

Weight: 230
Throws: L
Opening Day Age: 26



PERSONAL: Jose Manuel Mijares (pronounced me-HAH-ress)...has two sons, Jose Javier and Javier Alejandro.

2010:

- Made the Twins Opening Day roster for the first time in his career...was one of two left-handed relievers on the roster to start the season.
- After giving up back-to-back home runs in his first appearance, April 5 at Los Angeles (AL), he allowed just two the rest of the season, June 13 vs. Atlanta (Troy Glaus) and September 30 vs. Toronto (Joe Bautista).
- Gave up just one earned run in 15 appearances (11.2 ip), April 8-June 12.
- Placed on 15-day disabled list with a left elbow strain, April 17-May 14.
- Threw a season-high 2.0 innings, May 18 at Toronto.
- Earned his first win of the season and third of his career, July 6 at Toronto with 0.2 scoreless innings.
- Placed on 15-day disabled list with a lateral meniscus tear in right knee, August 12...reinstated from the 15-day disabled list, September 11...made his first appearance back from the DL, September 12 at Cleveland with 0.1 inning pitched.
- Did not walk a batter in 12 consecutive appearances (7.0 ip), July 25-September 15.
- Allowed just one home run in his final 30 appearances (19.2 ip)...the home run came on September 30 vs. Toronto (Jose Bautista).
- Pitched in the Venezuelan Winter League with Tigres de Aragua, going 1-0, 1.00 (18.0 ip, 2 er) with 10 strikeouts and two walks in 15 games.

2009: Began season at Triple-A Rochester...first win, April 12 vs. Syracuse (1.0 ip) and first save, April 13 vs. Pawtucket (1.1 ip)...appeared in five games (6.1 ip) for the Red Wings...recalled April 21...recorded three strikeouts in back-to-back outings April 28 vs. Tampa Bay and May 1 vs. Kansas City (1.0 inning each)...finished the first-half with an ERA of 1.88 (28.2 ip, 6 er) and an opponent batting average of .217 with 25 strikeouts in 33 appearances...did not allow a run in 11 consecutive appearances (8.2 ip), June 26-July 19...earned his first career win, July 28 vs. Chicago (AL) with 1.2 scoreless innings...did not allow a run in 11 straight appearances (13.1 ip), August 5-25...allowed just five earned runs in his final 30 appearances (25.1 ip) from August 5 through the end of the season, posting a 1.78 ERA...struck out three-or-more batters in seven games...season-high four strikeouts, September 12 vs. Oakland (1.2 ip)...his 27 holds were tied for the fourth-most in all of baseball, third-most for a left-hander...tied for fifth among American League left-handers in appearances...held left-handed hitters to a .155 batting-average...his 2.34 ERA was the sixth-lowest in the American League (minimum of 60.0 innings pitched)...was given the Bill Boni Award by the Twin Cities Baseball Writers Association for Twins most outstanding rookie.

2008: Placed on the 60-day disabled list with a left elbow fracture, on May 18...made seven appearances with the GCL Twins on rehab assignment...reinstated from the 60-day disabled list, July 20...made his first appearance in relief for Single-A Ft. Myers, July 21 vs. St. Lucie...made five appearances for the Miracle before being promoted to Double-A New Britain, August 4...had back-to-back saves, August 24-27 vs. Akron and at Portland...was 1-1, 2.93 (15.1 ip, 5 er) with 17 strikeouts and two saves in 11 games with the Rock Cats before being recalled by Minnesota, September 2...made his Major League debut with 1.0 scoreless inning, September 13 at Baltimore...tossed 6.1 consecutive scoreless innings over six appearances from September 19-30...lefties hit .143 (2-for-14) while righties hit .050 (1-for-20) with a double...ranked fourth-best prospect in the Twins organization by *Baseball America* entering the 2009 season.

2007: Began season at Double-A New Britain...promoted to Rochester, May 23 and made five appearances before being transferred to New Britain, June 14...selected to Eastern League All-Star team...did not allow a run in five of six appearances, going 1-0, 1.13 (8.0 ip, 1 er), July 13-25...was 0-1, 0.84 (10.2 ip, 1 er) with three saves in eight appearances, August 12-September 3...was second on club in appearances and saves and third in strikeouts...had .183 batting-average-against at New Britain, with left-handers batting .247 (18-for-73) with three home runs and right-handers batting .152 (22-for-145) with four home runs.

2006: Appeared in 27 games (five starts) for Single-A Ft. Myers...his first three appearances came in relief and he posted a 1.80 ERA in 5.0 innings...his next four appearances came as starts and he lost each contest from May 7-23...pitched a season-high 5.1 scoreless innings at Daytona, recording seven strikeouts...tossed 4.0 scoreless innings striking out a season-high nine, July 8 vs. Sarasota...won his first game with 2.0 scoreless innings of relief on July 13 vs. Tampa...posted a 0.66 ERA (13.2 ip, 1 er) in his last six appearances from August 16-September 2...went 3-1 with a 1.80 ERA (45.0 ip, 9 er) as a reliever and went 0-4 with a 8.00 ERA (18.0 ip, 16 er) as a starter...posted a 1.61 ERA (22.1 ip, 4 er) when pitching in the seventh inning-or-later...ranked 17th-best prospect in the Florida State League by *Baseball America*.

2005: Began season at extended spring training...promoted to Beloit, May 25...season-high three-game win-streak, going 3-0, 2.57 (14.0 ip, 4 er) in three appearances (one start), May 26-June 7...season-high 6.0 innings, July 8 vs. Burlington...did not allow a run in seven appearances, going 1-0, 0.00 (13.1 ip), July 16-August 5...disabled with tendinitis in left shoulder, August 10-23...promoted to Ft. Myers, August 23...tied season-high seven strikeouts, September 4 vs. Sarasota.

2004: Did not allow a run in six of seven appearances, going 0-0, 1.17 (7.2 ip, 1 er) with three saves, July 5-27...season-high five strikeouts,

AL PITCHING LEADERS

ERA FOR LEFTY RELIEVERS SINCE 2008

(minimum of 100.0 innings pitched)


1. Scott Downs.....	2.42
2. J.P. Howell.....	2.48
3. Jose Mijares.....	2.49
4. Matt Thornton.....	2.70
5. Darren Oliver.....	2.70

August 7 vs. GCL Pirates...was 2-0, 1.69 (10.2 ip, 2 er) with one save in six appearances, August 7-26...season-high 4.0 innings, August 25 at GCL Pirates...led club in games and saves...was third in Gulf Coast League in saves...named GCL Rolands Relief Man Award winner.

2003: Did not allow an earned run in four appearances (two starts), going 1-0, 0.00 (15.2 ip), May 30-June 13...was 0-2, 1.35 (20.0 ip, 3 er) in four appearances (three starts), June 27-July 15...had 10-strikeout game, July 15 at Aguirre...season-high 8.0 innings and 13 strikeouts, July 22 vs. Aguirre...was 2-3, 1.00 (45.0 ip, 5 er) in seven starts and 0-1, 1.35 (6.2 ip, 1 er) in four relief appearances...was second in league in ERA.

2002: Season-high six strikeouts, May 30 vs. Aguirre...season-high 8.0 innings, July 3 vs. Puerto Cabello...was 1-2, 1.64 (22.0 ip, 4 er) in five appearances (four starts), July 3-31...was third on club in innings pitched.

PROFESSIONAL: Signed by scout Jose Leon.

MIJARES' GAME HIGHS									
2010					CAREER				
IP: 2.0, 5/18 at Tor.	Walks: 1, 9x, last 9/30 vs. Tor.				IP: 2.2, 8/19/09 at Tex.	Walks: 2, 2x, last 7/25/09 at LAA.			
SO: 2, 6x, last 9/30 vs. Tor.	CG: --				SO: 4, 9/12/09 vs. Oak.	CG: --			
Win-Streak: 1, 7/6	Low-Hit: --				Win-Streak: 3, 7/28/09-7/6/10	Low-Hit: --			

MIJARES' PITCHING RECORD																					
YEAR	CLUB	W-L	ERA	G	GS	CG	SH	SV	IP	H	R	ER	HR	HB	BB	SO	WP	BK	BAA		
2002	VSL Twins	2- 5	3.91	13	9	0	0	0	53.0	51	29	23	2	6	27	42	1	2	.264		
2003	VSL Twins	2- 4	1.05	11	7	0	0	0	51.2	28	17	6	1	5	15	58	5	1	.159		
2004	GCL Twins	4- 0	2.43	19	0	0	0	5	29.2	22	9	8	1	2	15	25	3	1	.208		
2005	Beloit	6- 3	4.31	20	6	0	0	2	54.1	43	28	26	6	2	40	78	3	1	.219		
	Ft. Myers	0- 0	1.50	5	1	0	0	0	12.0	5	4	2	1	0	5	17	0	0	.116		
2006	Ft. Myers	3- 5	3.57	27	5	0	0	0	63.0	52	30	25	10	4	27	77	5	0	.226		
2007	New Britain	5- 3	3.54	46	0	0	0	9	61.0	40	26	24	7	2	48	75	3	0	.183		
	Rochester	0- 1	6.23	5	0	0	0	0	8.2	9	7	6	3	1	5	6	0	0	.265		
2008	GCL Twins	2- 1	2.45	7	0	0	0	0	11.0	10	3	3	0	0	1	16	0	0	.238		
	Ft. Myers	0- 0	2.61	5	0	0	0	0	10.1	7	3	3	0	0	3	8	2	0	.194		
	New Britain	1- 1	2.93	11	0	0	0	2	15.1	16	5	5	2	0	7	17	0	0	.258		
	MINNESOTA	0- 1	0.87	10	0	0	0	0	10.1	3	1	1	0	0	5	1	0	0	.088		
2009	Rochester	1- 0	0.00	5	0	0	0	1	6.1	2	0	0	0	0	1	4	0	0	.100		
	MINNESOTA	2- 2	2.34	71	0	0	0	0	61.2	50	17	16	7	2	23	55	0	0	.224		
2010	Rochester	0- 0	27.00	2	0	0	0	0	1.2	6	5	5	1	0	1	2	0	0	.545		
	MINNESOTA	1- 1	3.31	47	0	0	0	0	32.2	34	14	12	4	1	9	28	1	0	.268		
Minor League Totals		26-23	3.13	176	28	0	0	19	378.0	291	166	136	34	22	195	425	22	5	.217		
Major League Totals		3- 4	2.49	128	0	0	0	0	104.2	87	32	29	11	3	32	88	2	0	.227		

MIJARES' FIELDING RECORD									
POSITION	PCT	G	PO	A	E	TC	DP	PB	
Pitcher	1.000	128	2	10	0	12	0	—	

MIJARES' DIVISION SERIES RECORD																			
YEAR	OPPONENT	W-L	ERA	G	GS	CG	SH	SV	IP	H	R	ER	HR	HB	BB	SO	WP	BK	BAA
2009	New York (AL)	0- 1	13.50	2	0	0	0	0	0.2	1	1	1	1	0	1	0	0	0	.500

TWINS BORN OUTSIDE THE U.S.

PLAYER	BIRTHPLACE
Alexi Casilla	San Cristobal, Dominican Republic
Scott Diamond	Guelph, Ontario, Canada
Ron Gardenhire	Butzbach, West Germany
Deolis Guerra	San Felix, Bolivar, Venezuela
Luke Hughes	Perth, Australia
Francisco Liriano	San Cristobal, Dominican Republic
Jose Mijares	Caracas, Venezuela
Justin Morneau	New Westminster, British Columbia, Canada
Tsuyoshi Nishioka	Osaka, Japan
Rene Tosoni	Toronto, Ontario, Canada

*List only contains players on 40-man roster and coaches

JUSTIN MORNEAU

FIRST BASEMAN

33

Height: 6-4

Bats: L

Born: 5/15/81 in New Westminster, BC

Resides: St. Paul, MN

Acquired: 3rd round, 1999 First-Year Player Draft


M.L. Service: 6 years, 168 days

Contract Status: Signed thru 2013

Weight: 233

Throws: R

Opening Day Age: 29



PERSONAL: Justin Ernest George Morneau (pronounced MORE-no)...wife Krista (Martin)...daughter Evelyn (9/23/10)...1999 graduate of New Westminster (BC) Secondary School where he played baseball, basketball and hockey...member of National Championship baseball team in 1997 and 1998...named top catcher and hitter at National Championships in 1998...New Westminster High School Athlete of the Year in 1999...played on Canadian World Junior team in 1999...played on Canadian National team in 2001 World Baseball Championship...played for Team Canada in 2006 World Baseball Classic...started a program in 2007 where he donates 100 dollars per rbi to help renovate youth baseball fields across the Upper Midwest...won the 2008 State Farm Home Run Derby at the All-Star game in New York (AL), hitting a total of 22 home runs in the event and defeating Josh Hamilton 5-3 in the final round.

2010:

- Hit his first home run of season, April 6 at Los Angeles (AL)...homed the next night, April 7 at Los Angeles (AL).
- Recorded the first triple by a Twin at Target Field (off Gil Meche) in the fifth inning, April 17 vs. Kansas City.
- Homered in consecutive games, April 24 and 25 at Kansas City, and April 30 and May 1 at Cleveland.
- Hit in nine consecutive games, batting .353 (12-for-34) with three doubles, three home runs and six rbi, April 30-May 8.
- Homered in consecutive games for the fourth time on the season, May 16 at New York (AL) and May 17 at Toronto (13th career two-homer game and season-high four rbi)...it was his second career two-homer game in Toronto.
- Hit his 200th career double, May 20 at Boston, becoming the ninth player in Twins history to do so...passed Chuck Knoblauch for sole possession of eighth on the Twins All-Time list with his 211th double, June 22 at Milwaukee.
- Made his only fielding error of the season, June 4 at Oakland...finished with a .999 fielding percentage (734 total chances, one error).
- Reached base via hit or walk in 50 of his first 54 games, including each of his first 19, and 28 of his first 29.
- After homering off Roy Halladay (June 20 at Philadelphia) and Dallas Braden (June 4 at Oakland), he became the first player in Major League history to homer off a pair of pitchers who had tossed perfect games earlier that season (from Elias Sports Bureau).
- Collected multiple hits in six consecutive games, June 19-25...batted .373 (25-for-67) with five home runs, 13 rbi and 13 runs scored in 16 games prior to suffering a concussion on July 7.
- Hit safely in 15 of his final 17 games, June 18-July 7, and homered three times in his last seven games, June 30-July 7.
- Voted as the starting first baseman in the All-Star game but did not play due to concussion...it was his fourth career All-Star selection and first as a starter...he compiled 2,933,355 votes, edging out Detroit's Miguel Cabrera and New York's Mark Teixeira.
- Placed on the 15-day disabled list July 16 (retroactive to July 8) with a concussion, after sliding into second base and hitting his head against John McDonald's knee, July 7 at Toronto...missed the Twins final 78 games.
- At the time of his injury, he was leading the American League in on-base percentage (.437), was second in OPS (1.055), third in batting average (.345) and slugging (.618), fourth in total bases (183), tied for fourth in walks (50) and doubles (25), seventh in home runs (18), tied for ninth in hits (102), 10th in rbi (56) and tied for 12th in runs scored (53).
- Transferred to 60-day disabled list to make room for starting pitcher Matt Fox, September 3.
- Hit safely in 32 of 38 road games, batting .375 (54-for-144) with 14 home runs
- Was the Twins finalist for the Roberto Clemente Award, given by Major League Baseball and Chevrolet for community service excellence.
- Named by *Baseball America* as the third-best power hitter in the American League, behind Detroit's Miguel Cabrera and Texas' Josh Hamilton.

MLB FIELDING LEADERS

FIELDING % FOR FIRST BASEMEN SINCE 2008
(min. 2500 total chances)

1. Casey Kotchman.....	.999
2. Justin Morneau.....	.997
3. Mark Teixeira.....	.997
4. Kevin Youkilis.....	.997
5. Lyle Overbay.....	.997

2009: Hit first home run of the season, April 8 vs. Seattle...four-rbi game, April 10 at Chicago (AL)...homed in consecutive games, April 22 at Boston and April 24 at Cleveland, then again on May 8 and 9 vs. Seattle...four-hit game, May 18 at New York (AL)...fifth career grand slam, May 24 vs. Milwaukee...season-high 11-game hit-streak from May 22-June 2, batting .415 (17-for-41) with two home runs, 14 rbi and eight runs scored...two-homer game, May 15 at New York (AL)...fifth career grand slam, May 24 vs. Milwaukee, also his 150th career home run...drove in his 50th run of the season in the Twins' 55th game, June 4 vs. Cleveland, becoming the fourth Twin with as many rbi in the clubs first 55 games (Kirby Puckett - 49 games in 1994, Larry Hisle - 54 games in 1977, Harmon Killebrew - 55 games in 1969)...played in his 800th career game, June 18 vs. Pittsburgh...snapped a streak of 319 consecutive games played after sitting out, June 21 vs. Houston, second-longest streak in all of baseball at the time with only the Phillies' Ryan Howard having a longer streak, playing in 343 consecutive games...named American League Player of the Week from June 29-July 5, after batting .480 (12-for-25) with 26 total bases, four home runs, two doubles, eight rbi and four runs scored...homed in consecutive games July 4 and 5 vs. Detroit, including his third four-hit game on the 4th...selected to the American League All-Star team for the third time in his career as a reserve, going 0-for-2...hit two home runs and set a career-high with seven rbi, July 20 at

Oakland...third two-homer game of season, July 26 at Los Angeles (AL)...homered in back-to-back games, August 1 and 2 vs. Los Angeles (AL)...collected his 30th home run and 100th rbi, September 9 at Toronto...his fourth season with 100-or-more rbi, second Twin in club history to record four-plus seasons of 100-or-more rbi, the other being Harmon Killebrew who did it seven times...with 30 home runs, Morneau became the fourth Twin (since 1961) to have multiple seasons with 30-or-more home runs since Bob Allison, Tom Brunansky, Gary Gaetti and Kent Hrbek, who each did it twice...played in his final game, September 12 vs. Oakland after being sidelined for the remainder of the season with a stress fracture in his lower back...was given the Carl R. Pohlad Community Service Award by the Twin Cities Baseball Writers Association.

2008: Hit safely in 11 of 12 games, April 4-17...homered in consecutive games, April 5-6...was 10-for-28 (.357) in seven games, April 19-26...had game-winning walk-off single in ninth inning, April 20 vs. Cleveland...hit third career grand slam and five rbi, April 25 at Texas...nine-game hit-streak, going 16-for-34 (.471), May 10-18...hit safely in 10 of 12 games, going 17-for-50 (.340), May 20-June 1...hit game-winning solo home run in 10th inning, May 28 at Kansas City...fifth three-hit game, June 9 at Chicago (AL)...hit safely in 14 of 15 games from June 11-June 27, going 22-for-61 (.361) with two homers, 19 rbi and two three-hit games during that span...second career five-hit game, July 10 at Detroit, including a go-ahead solo home run in the top of the 11th...named to his second All-Star team, July 15 in New York (AL)...went 2-for-4 with a walk and scored the winning run for the American League in the 15th inning...tied a season-high with five rbi, July 19 vs. Texas...hit .404 (23-for-57) with two home runs, 11 rbi and 11 runs scored from August 16-29, with seven multi-hit games in 14 total games, including a four-hit game, August 29 at Oakland...three separate four-rbi games, August 31 at Oakland, September 5 and 7 vs. Detroit...recorded his third game with four-or-more hits (4-for-5), September 13 at Baltimore...recorded his 47th double, setting a new Twins single-season record, September 24 vs. Chicago (AL)...hit .348 with runners in scoring position, ranking ninth in the American League...recorded 187 hits vs. left-handers, the third most by a left-handed hitter in the Majors...finished the year with 129 rbi, the second-most in the American League (Josh Hamilton - 130)...played in all of the Twins 163 games, most in the Majors...one of 32 players in Major League history to play 163 games-or-more in a single-season and first since Hideki Matsui played in 163 games for the Yankees in 2003...just two other Twins in franchise history have played in more games, Cesar Tovar, 164 in 1967 and Harmon Killebrew, 163 in 1967...was awarded by the Twin Cities Baseball Writers Association, earning the Calvin R. Griffith Award as Most Valuable Twin and Bob Allison Award, given to the Twins' player who exemplifies determination, hustle, tenacity, competitive spirit and leadership on and off the field.

2007: Had fifth career two-homer game (first of season), including three-run walk-off homer in 10th inning, May 8 vs. Chicago (AL)...suffered broken nose after being hit with a thrown ball from Nick Punto, May 12 vs. Detroit...sixth career two-homer game (second of season), May 15 at Cleveland...season-high 10-game hit-streak, going 14-for-40 (.350), May 17-27...seventh career two-homer game (third of season), May 22 vs. Texas...named American League Player of the Month for May...had game-winning walk-off homer in ninth inning, June 16 vs. Milwaukee...had consecutive games played streak snapped at 190, June 23 at Florida...became fourth Twin to have a three-homer game and first since Tony Oliva in 1973, July 6 at Chicago (AL)...it was his eighth career multi-homer game (fourth of season) and he drove in a career-high six runs...named American League Player of the Week, July 2-8...selected to first career All-Star Game, July 10 at San Francisco...hit safely in 10 of 11 games, going 17-for-41 (.415), July 19-30...ninth career multi-homer game (fifth of season), July 23 at Toronto...became first Twin since 1986-87 (Gary Gaetti) to have back-to-back 30-homer seasons, September 14 vs. Detroit...tied for fourth in American League in sacrifice flies, tied for fifth in home runs, eighth in at-bats per home run (19.0) and was ninth in rbi.

AL BATTING LEADERS

RBI SINCE 2006

1. Alex Rodriguez.....	605
2. David Ortiz.....	544
3. Justin Morneau.....	526
4. Vladimir Guerrero.....	497
5. Paul Konerko.....	464

2006: Second career two-homer game, April 7 at Cleveland...homered in consecutive games, April 11-12...had game-winning walk-off single in ninth inning, April 15 vs. New York (AL)...had seven-game hit-streak, going 11-for-28 (.393), May 7-14...third career two-homer game (second of season) and career-high six rbi, May 9 at Texas...had game-winning sacrifice fly in 10th inning, May 23 vs. Cleveland...had game-winning homer in 10th inning, June 20 at Houston...had 11-game hit-streak, going 19-for-46 (.413), June 8-20...fourth career two-homer game (third of season), including walk-off two-run homer in 12th inning, June 9 vs. Baltimore...second career grand slam, June 14 vs. Boston...homered in consecutive games, June 22-23 and July 2-3...had career-high 16-game hit-streak, going 26-for-59 (.441), June 22-July 9...had 34-game road hit-streak, June 22-July 9...hit safely in 17 of 18 games, going 30-for-71 (.423), July 14-August 1...hit his 30th home run of the season August 9 at Detroit, becoming the first Twin since 1987 to accomplish the feat...hit safely in 14 of 15 games, going 23-for-56 (.411)...first career five-hit game, September 19 at Boston...led the Majors with a .362 batting average from June 8...tied for first in league in sacrifice flies, was second in rbi and seventh in batting...his 130 rbi ranked second on the Twins All-Time single season rbi list (Killebrew - 140, 1969) and tied Larry Walker (1997) for the most rbi in a single season by a Canadian-born player...named American League Most Valuable Player with 320 points (15 first-place votes) by the BBWAA, becoming the fourth Twin in history to win the award (Carew in '77, Killebrew in '69 and Versalles in '65)...won Calvin R. Griffith Award as Most Valuable Twin and Louisville Slugger Silver Slugger Award.

2005: Disabled with concussion, April 12-22 after being hit in the head by a Ron Villone pitch...first career four-hit game, April 28 at Kansas City...homered in four consecutive games, May 3-7...second career four-hit game, May 8 at Tampa Bay...had game-winning three-run double in 11th inning and second career four-rbi game, May 24 at Cleveland...third career four-rbi game, June 11 at Los Angeles (NL)...homered in consecutive games, July 31-August 1...hit first career grand slam off Jamie Walker and fourth career four-rbi game, September 30 vs. Detroit...had .994 (8 E, 1290 TC) fielding percentage...led club in rbi and tied for second in total bases (214)...established career-highs in virtually all offensive categories.

2004: Began season at Triple-A Rochester...Twins' Minor League Player of the Week, April 10-16...pair of two-homer games, April 12 vs. Pawtucket and April 15 at Scranton/Wilkes-Barre...International League Player of the Week, April 13-19...Twins' Minor League Player of the Month for April, going 33-for-83 (.398) with eight doubles, six homers and 20 rbi...homered in three consecutive games, April 30-May 2...recalled May 21...optioned June 1...had two-homer game, June 7 at Columbus...hit four homers in three games, June 14-16...homered in consecutive games, June 22-24...played for World Team in Futures Game, July 11 at Houston...recalled July 16...career-high nine-game hit-streak, going 13-for-39 (.333), July 17-25...had game-winning sacrifice fly in 8th inning, August 1 vs. Boston...homered in consecutive games August 3-4, August 29-31 and September 3-4...had seven-game hit-streak, going 10-for-30 (.333), August 3-9...had first career two-homer game and career-high four rbi, August 12 at Seattle...had an rbi in nine consecutive games (10 rbi), August 17-26...tied career-high three hits, September 25 at Cleveland...named to International League Postseason All-Star team...ranked second-best prospect in International League by *Baseball America*.

2003: Began season at Double-A New Britain...homered in consecutive games, April 10-12...had two-homer game, April 14 at Trenton...promoted to Triple-A Rochester, April 30...Twins' Minor League Player of the Month for April, going 26-for-79 (.329) with six homers and 13 rbi...had five-hit game and two-homer game, May 2 at Charlotte...homered in three consecutive games, May 6-8...had two-homer game, May 18 at Columbus...recalled June 10...made Major League debut, singling off Jason Jennings for first Major League hit and had season-high three hits, June 10 vs. Colorado...first Major League homer off Albie Lopez, June 17 at Kansas City...optioned July 27...tied for club lead in homers...recalled September 2...had .971 (1 E, 34 TC) fielding percentage at first base...led organization in homers (26)...rated second-best prospect and best power prospect in International League by *Baseball America*...played for Team Canada in Olympic Qualifying Tournament in Panama...ranked second-best prospect in the Twins organization by *Baseball America*, entering the 2004 season.

2002: Disabled with intestinal virus, April 5-12...Eastern League Player of the Week, April 22-28...homered in consecutive games, April 27-28...season-high five rbi, April 28 at Binghamton...reached base safely in 22 consecutive games, April 22-May 8...played for World Team in Future's Game, July 7 at Milwaukee...Eastern League Player of the Week, July 15-21...season-high four hits, July 21 vs. Trenton...season-high 13-game hit-streak, going 19-for-53 (.358), August 3-15...led club in total bases and homers and was second in batting, games, at-bats, hits and rbi...added to Edmonton playoff roster, going 8-for-20 (.400) in five games...rated best first base prospect and best pure hitter for first baseman in all


minor leagues and fourth-best prospect in Eastern League by *Baseball America*...played for Phoenix in the Arizona Fall League...ranked second-best prospect in the Twins organization by *Baseball America*, entering the 2003 season.

2001: Began season at Quad Cities...season-high nine-game hit-streak, going 18-for-35 (.514), April 5-14...Twins' Minor League Player of the Week and Midwest League Player of the Week, April 5-13...had 14 rbi in seven games, April 7-14...Twins' Minor League Player of the Month for April, going 34-for-85 (.400) with six homers and 27 rbi...named to *Baseball America's* low Single-A mid-season All-Star team...promoted to Ft. Myers, June 20...hit safely in 19 of 22 games, July 11-August 7...season-high six rbi, July 31 at Dunedin...promoted to New Britain, August 24...rated second-best prospect in Midwest League, sixth-best prospect in Florida State League and fourth-best first baseman in all minor leagues by *Baseball America*.

2000: Began season at GCL Twins...Twins Minor League Player of the Week, July 16-22...Howe Sportsdata Player of the Week, July 17-23...season-high five hits and 10 rbi, July 20 vs. GCL Orioles...Twins' Minor League Player of the Month for July...Howe Sportsdata Player of the Week, July 31-August 6...Howe Sportsdata Player of the Week, August 7-13...GCL "Star of Stars" winner presented to league MVP...led league in batting, runs, hits, total bases, rbi and on-base percentage, second in slugging percentage (.665) and third in home runs...named first baseman on Howe Sportsdata All-Teenager Team...promoted to Elizabethton, August 25...threw out 12 of 38 (32%) of runners attempting to steal...was second among short-season players in slugging (.631), fourth in batting, fifth in doubles and sixth in rbi.

1999: Disabled with broken bone in right hand, July 14-August 6...hit safely in six of seven games, August 7-16...hit safely in seven of eight games, August 18-25.

PROFESSIONAL: Signed by scout Howard Norsetter.

2010				CAREER			
Hits: 3, 7x, last 6/23 at Mil.	HR: 2, 5/17 at Tor.		Hits: 5, 2x, last 7/10/08 at Det.	HR: 3, 7/6/07 at CWS.			
RBI: 4, 5/17 at Tor.	Hit-Streak: 9, 4/30-5/8		RBI: 7, 7/20/09 at Oak.	Hit-Streak: 16, 6/22-7/9/06			
Grand Slams: --			Grand Slams: 5, last 7/20/09 at Oak.				

MORNEAU'S PLAYING RECORD

YEAR	CLUB	AVG	G	AB	R	H	2B	3B	HR	RBI	SH	SF	HB	BB	SO	SB	CS	E	OBP
1999	GCL Twins	.302	17	53	3	16	5	0	0	9	1	1	1	2	6	0	1	0	.333
2000	GCL Twins	.402	52	194	47	78	21	0	10	58	0	2	0	30	18	3	1	3	.478
	Elizabethton	.217	6	23	4	5	0	0	1	3	0	0	0	1	6	0	0	0	.250
2001	Quad Cities	.356	64	236	50	84	17	2	12	53	0	4	3	26	38	0	0	8	.420
	Ft. Myers	.294	53	197	25	58	10	3	4	40	0	5	8	24	41	0	0	3	.385
	New Britain	.158	10	38	3	6	1	0	0	4	0	1	0	3	8	0	0	0	.214
2002	New Britain	.298	126	494	72	147	31	4	16	80	0	6	6	42	88	7	0	13	.356
2003	New Britain	.329	20	79	14	26	3	1	6	13	0	0	0	7	14	0	0	0	.384
	Rochester	.268	71	265	39	71	11	1	16	42	0	2	4	28	56	0	2	4	.344
	MINNESOTA	.226	40	106	14	24	4	0	4	16	0	0	0	9	30	0	0	1	.287
2004	Rochester	.306	72	288	51	88	23	0	22	63	0	3	3	32	47	1	1	4	.377
	MINNESOTA	.271	74	280	39	76	17	0	19	58	0	2	2	28	54	0	0	3	.340
2005	MINNESOTA	.239	141	490	62	117	23	4	22	79	0	5	4	44	94	0	2	8	.304
2006	MINNESOTA	.321	157	592	97	190	37	1	34	130	0	11	5	53	93	3	3	8	.375
2007	MINNESOTA	.271	157	590	84	160	31	3	31	111	0	9	5	64	91	1	1	5	.343
2008	MINNESOTA	.300	163	623	97	187	47	4	23	129	0	10	3	76	85	0	1	4	.374
2009	MINNESOTA	.274	135	508	85	139	31	1	30	100	0	7	3	72	86	0	0	3	.363
2010	MINNESOTA	.345	81	296	53	102	25	1	18	56	0	2	0	50	62	0	0	1	.437
Minor League Totals		.310	491	1867	308	579	122	11	87	365	1	24	25	195	322	11	5	35	.378
Major League Totals		.286	948	3485	531	995	215	14	181	679	0	46	22	396	595	4	7	33	.358

MORNEAU'S FIELDING RECORD

POSITION	PCT	G	PO	A	E	TC	DP	PB
First Base	.996	857	7171	587	33	7791	714	—

MORNEAU'S DIVISION SERIES RECORD

YEAR	OPPONENT	AVG	G	AB	R	H	2B	3B	HR	RBI	SH	SF	HB	BB	SO	SB	CS	E	OBP
2004	New York (AL)	.235	4	17	1	4	2	0	0	2	0	0	0	0	3	0	0	0	.235
2006	Oakland	.417	3	12	3	5	1	0	2	2	0	0	0	0	0	0	0	0	1.417
Division Series Totals		.310	7	29	4	9	3	0	2	4	0	0	0	0	3	0	0	0	1.310

MORNEAU'S ALL-STAR GAME RECORD

YEAR	HOST	AVG	G	AB	R	H	2B	3B	HR	RBI	SH	SF	HB	BB	SO	SB	CS	E	OBP
2007	San Francisco	.000	1	2	0	0	0	0	0	0	0	0	0	0	0	0	0	0	0.000
2008	New York (AL)	.500	1	4	2	2	1	0	0	0	0	0	0	1	0	0	0	0	.667
2009	St. Louis	.000	1	2	0	0	0	0	0	0	0	0	0	0	0	0	0	0	0.000
2010	Los Angeles (AL)	INJURED - DID NOT PLAY																	
All-Star Totals		.250	2	8	2	2	1	0	0	0	0	0	0	1	0	0	0	0	.333

MORNEAU'S WORLD BASEBALL CLASSIC RECORD

YEAR	CLUB	AVG	G	AB	R	H	2B	3B	HR	RBI	SH	SF	HB	BB	SO	SB	CS	E	OBP
2006	Canada	.308	3	13	3	4	3	0	0	2	0	0	0	2	4	0	0	0	.400
2009	Canada	.444	2	9	1	4	2	0	0	1	0	0	0	1	1	0	0	0	.500
WBC Totals		.364	5	22	4	8	5	0	0	3	0	0	0	3	5	0	0	0	.440

JOE NATHAN

36

RIGHT-HANDED PITCHER

Height: 6-4

Bats: R

Born: 11/22/74 in Houston, TX

Resides: Knoxville, TN

Acquired: Trade with San Francisco, 11/14/03

M.L. Service: 9 years, 120 days

Contract Status: Signed thru 2011

Weight: 227

Throws: R

Opening Day Age: 36



PERSONAL: Joseph Michael Nathan...wife Lisa (Lemoncelli)...son Cole (11/9/04) and daughter Riley (4/4/07)...1992 graduate of Pine Bush (NY) High School where he played baseball, basketball and ran track...1997 graduate of SUNY-Stony Brook with a degree in Business Management...was a two-time Academic All-American...designates time and effort in support of Garth Brooks' Teammates for Kids Foundation...enjoys playing the guitar and golfing in his spare time.

2010:

- Placed on the disabled list, March 31 with a tear in the ulnar collateral ligament in his right elbow...had season-ending "Tommy John" surgery on March 26 performed by Dr. David Altchek...did not pitch for the Twins in 2010.

2009: Recorded his first save of the season in his first appearance, April 8 vs. Seattle (1.0 ip)...suffered first blown save, April 28 vs. Tampa Bay (win)...did not allow a run in seven consecutive appearances from May 1-14...did not allow a run in 24 consecutive appearances (22.2 ip, three hits, 21 strikeouts) from May 21-July 21 and saved 20 consecutive games during that span (Twins 23-1)...recorded a four-out save (1.1 ip), June 2 vs. Cleveland...named the DHL Delivery Man of the Month for June after not allowing a run in 11.1 innings, striking out 18, holding opponents to a .105 batting average and going 11-for-11 in save opportunities in 12 appearances...finished the first-half with a record of 1-1, 1.31 (34.1 ip, 5 er) with 23 saves in 25 opportunities, an opponent batting average of .153 and 43 strikeouts...selected to his fourth career All-Star team, pitching 1.0 scoreless inning...second win of the season, August 21 at Kansas City, allowing one run on four hits in 2.0 innings, throwing 53 pitches, most since August 20, 2000 vs. Atlanta (with the Giants)...recorded his 45th save, September 29 (Game one), tying Eddie Guardado (2002) for first on the club's All-Time single-season saves list...set a new club record, October 2 vs. Kansas City, recording his 46th save of the season...pitched 1.2 scoreless innings in the tiebreaking 163rd game, October 6 vs. Detroit...converted each of his last 12 save opportunities...Twins went 61-9 in games he appeared in...struck out 11.7 batters-per-nine innings (third in the AL with a minimum of 50.0 ip)...struck out two-or-more batters in 30 of his 70 appearances...finished second in the Major Leagues in saves (Brian Fuentes - 48)...had second-lowest batting-average-against in the American League for a closer (.171)...named co-winner of the American League Rolands Relief Man of the Year Award along with the Yankees' Mariano Rivera...given the Joseph W. Haynes Award as the Twins Pitcher of the Year, by the Twin Cities Baseball Writers Association.

2008: Recorded saves in each of his first 13 save opportunities, March 31-May 16...did not allow a run in first eight appearances (8.0 ip), March 31-April 22...did not allow a run in 10 of 11 appearances, going 0-0, 1.64 (11.0 ip, 2 er) with six saves, April 29-May 25...suffered first blown save, May 27 at Kansas City...suffered second blown save, June 14 at Milwaukee...five straight appearances without allowing a hit from June 17-June 26, including a three-strikeout game, June 20 vs. Arizona...converted 13 straight save opportunities from June 17-August 1...fourth three-strikeout game, July 12 at Detroit...went 7-for-7 in save opportunities in 11 July games with a 0.82 ERA (11.0 ip, 1 er)...11 consecutive scoreless appearances (11.1 ip) from July 31 to August 21...fifth three-strikeout game, August 11 vs. New York (AL)...back-to-back blown saves on August 30 at Oakland and September 3 at Toronto...recorded 200th career save (199th as a Twin), September 24 vs. Chicago (AL)...pitched 2.0 innings for the second time on the season and notched his first win on September 25 vs. Chicago (AL), it was his first victory since September 17, 2007 vs. Texas...converted 39 of 45 (87%) save opportunities and raised career totals to 200 of 224 (89%)...held opponents to a .176 batting average with just 13 extra-base hits (five home runs, seven doubles and one triple)...tied with Mariano Rivera for fourth-most saves in the American League...his 1.34 ERA ranked first among all MLB closers with at least 20 saves and his .176 batting-average-against was third-lowest behind Joakim Soria's .169 and Rivera's .165...was given the Joseph W. Haynes Award as the Twins Pitcher of the Year and the Mike Augustin Award as the Twins "media good guy," by the Twin Cities Baseball Writers Association.

2007: Became first pitcher in club history to record 36-or-more saves in four consecutive seasons (Rick Aguilera had 30-or-more from 1990-93)...did not allow a run in first five appearances, going 0-0, 0.00 (5.0 ip) with three saves, April 2-12...suffered first blown save of the season, May 2 at Tampa Bay...did not allow a run in 11 appearances, going 1-0, 0.00 (11.0 ip) with four saves, May 5-30...second blown save of season, but was winning pitcher, June 17 vs. Milwaukee...tied season-high three strikeouts, June 26 vs. Toronto...did not allow a run in 14 of 15 appearances, going 0-1, 0.54 (16.2 ip, 1 er) with nine saves, June 26-July 30...tied season-high 2.0 innings, July 19 vs. Detroit...was 1-0, 0.00 (11.0 ip) with five saves, allowing three hits with 12 strikeouts in 10 appearances, August 4-September 4...did not allow a run in final six appearances (6.1 ip), recording five saves, September 18-30...first-batters-faced in relief were 13-for-61 (.213) with 15 strikeouts...converted 37 of 41 (90%) save opportunities to up career totals to 161 of 179 (90%)...was third in American League in games finished (60) and tied for sixth in saves.

2006: Did not allow a run in six appearances, going 1-0, 0.00 (6.0 ip) with three saves, April 6-25...converted 10 consecutive save opportunities, April 11-June 17...tied career-high six-game win-streak, April 19-July 14...did not allow a run in eight of nine appearances, going 2-0, 0.90 (10.0 ip, 1 er), May 7-June 2...season-high five strikeouts, his most since June 29, 2000 at Colorado (5), May 23 vs. Cleveland...pitched a season high 2.0 innings four times, including three in the month of June...did not allow a run in 14 appearances (14.0 ip), June 22-July 28 and allowed just one run from June 22-August 8 (0.45 ERA)...recorded 100th career save (99th with Minnesota), June 24 vs. Chicago (NL)...became fifth pitcher in Twins' history with 100 saves, June 28 vs. Los Angeles (NL)...recorded his 30th save of the season and 17th as a Twin, passing Eddie Guardado for second on the Twins All-Time saves list, September 9 vs. Detroit...walked a season-high three batters, September 11 but picked up the save working 1.1 innings...recorded his 35th save, September 24 at Baltimore, becoming the first pitcher in club history to record 35-or-more saves in three consecutive seasons...first-batters-faced in relief were 17-for-62 (.274)...converted 36 of 38 (95%) save opportunities to up career

MLB PITCHING LEADERS

ALL-TIME SAVE % (min. 250 opps)

1. Joe Nathan	89.5
2. Mariano Rivera	89.3
3. Trevor Hoffman	88.8
4. Troy Percival	86.3
5. Billy Wagner	85.9

totals to 124 of 138 (90%)...tied for sixth in league in saves.

2005: Did not allow a run in 15 appearances, going 1-0, 0.00 (14.1 ip) with 10 saves, April 5-May 10...converted 13 consecutive save opportunities, April 6-May 24...converted 12 consecutive save opportunities, May 26-July 8...named American League Player of the Week for the week ending July 3...season-high four strikeouts, July 10 at Kansas City...selected to second career All-Star team, July 12 at Detroit, allowing one run on one hit in 1.0 ip...did not allow a run in 17 appearances (19.0 ip), July 16-August 30...converted nine consecutive save opportunities, July 16-August 30...tied career-high six-game win-streak, July 20-September 3...tied season-high 2.0 innings pitched, August 27 at Texas...did not allow a run in nine appearances (8.2 ip), September 7-October 2...became third pitcher in club history with back-to-back 40-save seasons, September 27 vs. Kansas City...averaged 12.1 strikeouts per-9-innings...first-batters-faced were 11-63 (.175) with 19 strikeouts...had .183 batting-average-against with left-handers batting .158 (19-for-120) with four homers and right-handers batting .206 (27-for-131) with one homer...converted 43 of 48 (90%) save opportunities to up career totals to 88 of 100 (88%)...tied for third in league in saves and tied for sixth in games finished (58)...established career-highs in ERA, saves and strikeouts...named to *Sporting News* Postseason All-Star team.

2004: Did not allow a run in 20 appearances, going 1-0, 0.00 (21.0 ip) with 14 saves, April 15-June 4...named American League Co-Player of the Week for the week ending May 16, becoming 11th Twins pitcher (first since Eric Milton, September 12, 1999) to win the award, going 0-0, 0.00 (4.0 ip) with four saves, facing the minimum in each appearance...converted club record 27 consecutive save opportunities, May 8-August 15...did not allow a run in 28 appearances, going 0-0, 0.00 (29.0 ip) with 19 saves, June 9-August 18...selected for first career All-Star team, July 14 at Houston striking out two in 1.0 inning...did not allow a run in 11 appearances (9.0 ip), August 25-September 16...season-high four strikeouts and tied season-high 2.0 innings, October 2 vs. Cleveland...averaged 11.1 strikeouts per-9-innings...first-batters-faced were 11-for-64 (.172) with 20 strikeouts...had .187 batting-average-against with left-handers batting .212 (28-for-132) with two homers and right-handers batting .160 (20-for-125) with one homer...converted 44 of 47 (94%) save opportunities to up career totals to 45 of 52 (87%)...was tied for second in league in games finished and was third in saves.

MLB PITCHING LEADERS	
ALL-TIME LOWEST OPPONENT BATTING AVERAGE AMONG ACTIVES (min. 400.0 ip)	
1. Billy Wagner187
2. Francisco Rodriguez194
3. Joe Nathan201
4. Jose Valverde205
5. Mariano Rivera210

2003: Did not allow a run in 17 appearances (22.1 ip), March 31-May 6...season-high 2.2 innings, May 3 vs. Cincinnati...season-high six-game win-streak, July 12-September 27...did not allow a run in 9 of 11 appearances, going 0-0, 1.35 (13.1 ip, 2 er), June 21-July 13...season-high four strikeouts, July 8 vs. St. Louis...did not allow a run in 15 appearances (15.0 ip), July 18-August 20...was 3-0, 0.00 (5.2 ip) in eight appearances, September 10-27...was 0-for-3 in save opportunities...led club in games and was second in wins...was second in league in winning percentage and tied for fifth in games...first among NL relievers in wins, fifth among relievers in batting-average-against (.186), tied for sixth in holds (20) and 10th in first-batters-faced batting-average-against (.171)...acquired by Minnesota along with pitchers Boof Bonser and Francisco Liriano from San Francisco in exchange for catcher A.J. Pierzynski and cash, November 14.

2002: Began season at Fresno...season-high four-game win-streak, going 4-0, 3.27 (22.0 ip, 8 er), April 11-28...named Fresno's Player of the Month for April, going 4-0, 2.83 (28.2 ip, 9 er)...was 1-0, 1.80 (15.0 ip, 3 er) in three appearances (two starts), August 6-14...tied season-high 7.0 innings and eight strikeouts, August 14 vs. Colorado Springs...was second on club in innings pitched and third in strikeouts...recalled, September 3.

2001: Began season at Fresno...transferred to Shreveport, June 5...season-high 7.0 innings and tied season-high four strikeouts, June 16 vs. San Antonio...was 2-0, 0.71 (12.2 ip, 1 er) in six appearances (two starts), July 18-August 4...did not allow a run in five appearances (one start), going 0-0, 0.00 (9.0 ip), August 13-26...had .233 (20-for-86) batting-average-against vs. left-handers.

2000: Began season with San Francisco...season-high nine strikeouts, April 6 at Florida...disabled with right shoulder tendonitis, May 13-June 6...began rehab assignments at San Jose and Bakersfield, May 26...first Major League homer off Denny's Reyes, June 12 at Cincinnati...tied season-high two-game win-streak, going 2-0, 3.10 (20.1 ip, 7 er) in three starts, June 12-24...tied season-high 8.0 innings, July 5 vs. Colorado...disabled with right shoulder inflammation, July 14-August 19...began rehab assignment at Fresno, August 2...pitched 6-plus innings in nine of 15 starts...had seven quality starts...had arthroscopic surgery on right shoulder, October 2.

1999: Began season at Shreveport...made two starts before being recalled, April 20...made Major League debut and recorded first career win, April 21 vs. Florida...became first Giant starter to pitch 7.0 shutout innings in big league debut since Mike Remlinger, June 15, 1991 vs. Pittsburgh...recorded first Major League save, May 16 at Houston...optioned to Fresno, June 1...had three-game win-streak, going 3-0, 1.73 (26.0 ip, 5 er) in four starts, June 29-July 15...pitched 9.0 inning complete game, July 25 at Omaha...recalled and optioned, August 4...recalled August 16...singled off Tony Armas, Jr., for first Major League hit, August 16 vs. Montreal...was 2-0, 1.59 (11.1 ip, 2 er) in two starts, August 16-22...season-high three-game win-streak, September 2-17...pitched 6.0-plus innings in nine of 14 starts...had eight quality starts.

1998: Began season at San Jose...California League Pitcher of the Week, June 3-10...Giants' Co-Minor League Player of the Month for June, going 3-1, 1.14 (31.2 ip, 4 er) with 37 strikeouts...promoted to Shreveport, July 16...transferred to San Jose, August 10...was fourth in California League in ERA...was fourth in organization in strikeouts...rated seventh-best prospect in California League by *Baseball America*.

1997: Made transition from shortstop to pitcher at Salem-Keizer (R, Northwest League)...was 2-0, 2.84 (31.2 ip, 10 er) in final five starts...was third on club in games and fourth in innings...was second in league in ERA.

1996: Did not play, returned to finish college degree at SUNY-Stony Brook.

1995: Began professional career as a shortstop at Bellingham...named Northwest League Player of the Week, July 31-August 6.

PROFESSIONAL: San Francisco's 6th round pick in 1995 First-Year Player Draft...signed by scout Alan Marr.

NATHAN'S RANK AMONG MLB RELIEVERS SINCE 2004		
STRIKEOUTS	SAVES	ERA (minimum of 230.0 ip)
1. Brad Lidge.....657	1. Mariano Rivera276	1. Joe Nathan1.87
2. Francisco Rodriguez.....619	2. Francisco Rodriguez266	2. Mariano Rivera1.89
3. Francisco Cordero.....523	3. Francisco Cordero265	3. Joakim Soria.....2.01
4. Joe Nathan 518	4. Trevor Hoffman249	4. Billy Wagner.....2.03
5. Billy Wagner.....502	5. Joe Nathan 246	5. Takashi Saito.....2.19

NATHAN'S GAME HIGHS

2010		CAREER
IP: --	Walks: --	IP: 8.0, 7/5/00 vs. Col.
SO: --	CG: --	Walks: 6, 2x, 6/18/00 vs. Hou.
Win-Streak: --	Low-Hit: --	SO: 9, 4/6/00 at Fla.
		CG: --
		Win-Streak: 7, 4/19-9/28/06
		Low-Hit: --

NATHAN'S PITCHING RECORD

YEAR	CLUB	W	L	ERA	G	GS	CG	SH	SV	IP	H	R	ER	HR	HB	BB	SO	WP	BK	BAA
1997	Salem-Keizer	2	1	2.47	18	5	0	0	2	62.0	53	22	17	7	4	26	44	2	0	243
1998	San Jose	8	6	3.32	22	22	0	0	0	122.0	100	51	45	13	10	48	118	1	0	224
	Shreveport	1	3	8.80	4	4	0	0	0	15.1	20	15	15	4	2	9	10	0	0	317
1999	Shreveport	0	1	3.12	2	2	0	0	0	8.2	5	4	3	0	1	7	7	2	1	179
	SAN FRANCISCO	7	4	4.18	19	14	0	0	1	90.1	84	45	42	17	1	46	54	2	0	243
	Fresno	6	4	4.46	13	13	1	0	0	74.2	68	44	37	11	5	36	82	6	1	244
2000	SAN FRANCISCO	5	2	5.21	20	15	0	0	0	93.1	89	63	54	12	4	63	61	5	0	255
	San Jose	0	1	3.60	1	1	0	0	0	5.0	4	2	2	1	0	1	2	1	0	235
	Bakersfield	1	0	5.06	1	1	0	0	0	5.1	2	3	3	0	1	7	6	1	0	118
	Fresno	0	2	4.40	3	3	0	0	0	14.1	15	8	7	4	0	7	9	1	0	268
2001	Fresno	0	5	7.77	10	10	0	0	0	46.1	63	47	40	13	5	33	21	6	0	333
	Shreveport	3	6	6.93	21	7	0	0	0	62.1	73	49	48	11	4	37	33	7	1	299
2002	Fresno	6	12	5.60	31	25	1	0	0	146.1	167	97	91	20	3	74	117	9	0	283
	SAN FRANCISCO	0	0	0.00	4	0	0	0	0	3.2	1	0	0	0	0	0	2	0	0	086
2003	SAN FRANCISCO	12	4	2.96	78	0	0	0	0	79.0	51	26	26	7	3	33	83	4	1	183
2004	MINNESOTA	1	2	1.62	73	0	0	0	44	72.1	48	14	13	3	2	23	89	5	0	187
2005	MINNESOTA	7	4	2.70	69	0	0	0	43	70.0	46	22	21	5	0	22	94	2	0	183
2006	MINNESOTA	7	0	1.58	64	0	0	0	36	68.1	38	12	12	3	1	16	95	3	0	158
2007	MINNESOTA	4	2	1.88	68	0	0	0	37	71.2	54	15	15	4	1	19	77	3	0	209
2008	MINNESOTA	1	2	1.33	68	0	0	0	39	67.2	43	13	10	5	2	18	74	2	0	179
2009	MINNESOTA	2	2	2.10	70	0	0	0	47	68.2	42	16	16	7	2	22	89	4	0	171
2010	MINNESOTA	INJURED - DID NOT PITCH																		
Minor League Totals		27	41	4.93	126	93	2	0	2	562.1	570	342	308	84	35	285	449	36	3	265
American League Totals		22	12	1.87	412	0	0	0	246	418.2	271	92	87	27	8	120	518	19	0	182
National League Totals		24	10	4.12	121	29	0	0	1	266.1	225	134	122	36	8	142	200	11	1	229
Major League Totals		46	22	2.75	533	29	0	0	247	685.0	496	226	209	63	16	262	718	30	1	201

NATHAN'S FIELDING RECORD

POSITION	PCT	G	PO	A	E	TC	DP	PB
Pitcher	.938	533	30	61	6	97	5	---

NATHAN'S BATTING RECORD

BATTING	AVG	AB	R	H	2B	3B	HR	RBI	SH	SF	HB	BB	SO	SB	CS	OBP
Career	.159	63	4	10	3	0	2	4	10	1	0	3	17	0	0	.194

Last Home Run: 6/29/00 at Colorado off Masato Yoshii

NATHAN'S DIVISION SERIES RECORD

YEAR	OPPONENT	W-L	ERA	G	GS	CG	SH	SV	IP	H	R	ER	HR	HB	BB	SO	WP	BK	BAA	
2003	Florida	0	1	81.00	2	0	0	0	0	0.1	4	3	3	1	0	1	1	0	0	.800
2004	New York (AL)	0	1	3.60	3	0	0	0	1	5.0	2	2	2	0	0	5	6	0	0	.118
2006	Oakland	0	0	0.00	1	0	0	0	0	0.2	1	0	0	0	0	0	1	1	0	.333
2009	New York (AL)	0	0	9.00	2	0	0	0	0	2.0	5	2	2	1	0	1	2	0	0	.455
Division Series Totals		0	2	7.88	8	0	0	0	1	8.0	12	7	7	2	0	7	10	1	0	.333

NATHAN'S ALL-STAR GAME RECORD

YEAR	HOST	W-L	ERA	G	GS	CG	SH	SV	IP	H	R	ER	HR	HB	BB	SO	WP	BK	BAA	
2004	Houston	0	0	0.00	1	0	0	0	0	1.0	0	0	0	0	0	2	0	0	.000	
2005	Detroit	0	0	9.00	1	0	0	0	0	1.0	2	1	1	0	0	0	0	0	.400	
2008	New York (AL)	0	0	0.00	1	0	0	0	0	1.0	0	0	0	0	0	1	0	0	.000	
2009	St. Louis	0	0	0.00	1	0	0	0	0	1.0	1	0	0	0	0	1	1	0	0	.333
All-Star Game Totals		0	0	2.25	4	0	0	0	0	4.0	3	1	1	0	0	4	0	0	0	.250

NATHAN'S WORLD BASEBALL CLASSIC RECORD

YEAR	CLUB	W-L	ERA	G	GS	CG	SH	SV	IP	H	R	ER	HR	HB	BB	SO	WP	BK	BAA	
2006	United States	0	0	0.00	3	0	0	0	0	3.0	2	0	0	0	1	1	4	0	0	.200

2011 PLAYERS

PAT NESHEK

RIGHT-HANDED PITCHER

Height: 6-3

Bats: S

Born: 9/4/80 in Madison, WI

Resides: Brooklyn Park, MN

Acquired: 6th round, 2002 First-Year Player Draft

M.L. Service: 4 years, 5 days

Contract Status: Signed thru 2011

Weight: 210

Throws: R

Opening Day Age: 30



17

PERSONAL: Patrick J. Neshek (pronounced NEE-shek)...wife Stephanie (Finger)...1999 graduate of Park Center (MN) High School where he was named All-State in 1999...attended Butler University, where he holds the single-game (18 vs. Detroit, April 15, 2001), single-season (118, 2001) and career (280) strikeout records...2001 Cape Cod League All-Star.

2010:

- Started the season on the Twins Opening Day roster for the third time in his career (missed 2009 with injury).
- Made six appearances for the Twins and did not allow a run in his first five appearances (4.1 ip)...season-high with 2.0 innings pitched, April 14 vs. Boston.
- Placed on the 15-day disabled list with inflammation in his right middle finger, May 2-June 5...returned from rehab assignment at Single-A Ft. Myers and was optioned to Triple-A Rochester...appeared in 30 games for the Red Wings, all in relief.
- Posted a four-game win-streak, June 29-August 3...recorded only save of the season, August 7 at Syracuse.
- Did not allow a run in nine consecutive appearances (11.1 ip), July 27-August 20.
- Went 2-0, 5.21 (19.0 ip, 11 er) in 13 games before the All-Star break and 3-1-1, 2.66 (20.1 ip, 6 er) in 17 games after the break with Rochester.
- Was recalled by the Twins, September 6.
- Set a career-high with three walks in a scoreless inning, September 19 vs. Oakland.
- Set a season-high with three strikeouts, September 25 at Detroit...it marked his first outing with three strikeouts since March of 2008.

2009: Missed the entire season recovering from "Tommy John" surgery on his right elbow.

2008: Had season-high three strikeouts, March 31 vs. Los Angeles (AL)...did not allow a run in seven appearances (5.1 ip), April 17-30...placed on 15-day disabled list with an acute partial tear of the ulnar collateral ligament in his right elbow, May 9.

2007: Made Twins Opening Day roster for first time in career...had 17.0-inning scoreless streak, April 21-May 26...did not allow a run in 11 consecutive appearances, going 1-0, 0.00 (10.1 ip), May 29-June 22...was one of five players on the Final Vote Ballot for the 2007 All-Star Game...did not allow a run in nine appearances, going 2-0, 0.00 (7.1 ip), July 7-21...tied season-high three-game win-streak, July 15-28...tied season-high three strikeouts, July 18 vs. Detroit...tied season-high 2.0 innings, September 4 vs. Cleveland...had .183 batting-average-against with left-handers batting .181 (17-for-94) with three home runs and right-handers batting .185 (27-for-146) with four home runs...stranded 45 of 59 (76%) inherited runners, and first-batters-faced in relief were 8-for-62 (.129) with 22 strikeouts...tied for fifth in American League in games.

2006: Began season at Triple-A Rochester...was 0-0, 0.00 (9.1 ip) with three saves, April 6-21...did not allow a run in six appearances, going 1-0, 0.00 (11.1 ip), with two saves, April 29-May 12...was 2-0, 0.52 (17.1 ip, 1 er) with six saves in nine appearances, May 17-June 6...selected to Triple-A All-Star Game, July 12 at Toledo...recalled and made Major League debut, July 7 at Texas pitching 2.0 scoreless innings with one hit allowed...did not allow a run in five appearances (7.0 ip), July 7-23...recorded first Major League win, July 30 vs. Detroit...did not allow a run in nine appearances, striking out 19 and walking just one, July 30-August 23...had season-high four strikeouts, August 1 vs. Texas and August 12 vs. Toronto...recorded his second win, August 16 vs. Cleveland, retiring the only batter he faced...recorded his third win in his next outing, August 18 vs. Chicago (AL)...pitched 2.0 scoreless innings with three strikeouts, September 28 vs. Kansas City...went 4-0 with a 0.90 ERA and held opponents to a .181 average at the Metrodome...stranded 26 of 29 (90%) of inherited runners and first-batters-faced in relief were 4-for-31 (.129)...named to *Topps*' Triple-A All-Star Team as top relief pitcher...ranked as the best reliever in the International League and a Triple-A All-Star by *Baseball America*...ranked 16th-best prospect in the International League by *Baseball America*...ranked sixth-best prospect in the Twins' organization by *Baseball America*, entering the 2007 season.

2005: Did not allow a run in 14 of 15 appearances, going 2-0, 0.92 (19.2 ip, 2 er) with five saves, April 18-May 29...tied season-high five strikeouts, June 20 vs. Binghamton...did now allow a run in nine of 10 appearances, going 2-1, 1.69 (16.0 ip, 3 er) with four saves, June 24-July 20...season-high 3.0 innings, July 19 at Binghamton...averaged 10.4 strikeouts per-9-innings...led Twins' minor leaguers in saves.

2004: Began season at New Britain...did not allow a run in 10 appearances, going 1-0, 0.00 (10.0 ip) with one save, May 5-June 5...was 1-0, 0.00 (7.2 ip) with one save in five appearances, June 17-July 1...season-high 4.0 innings and four strikeouts, July 5 vs. Trenton...transferred to Ft. Myers, July 15...did not allow a run in 10 of 12 appearances, going 0-0, 1.32 (13.2 ip, 2 er) with nine saves, July 17-August 20...led club in saves.

2003: Began season at Quad Cities...did not allow an earned run in first 13 appearances, going 2-1, 0.00 (14.1 ip) with five saves, April 5-May 4...Twins' Minor League Player of the Week, April 12-18...Twins' Minor League Pitcher of the Month for April...did not allow a run in 13 of 14 appearances, going 1-0, 0.50 (18.0 ip, 1 er) with nine saves, May 12-June 21...season-high five strikeouts, June 12 at Peoria...named to Midwest League All-Star team, June 17 at West Michigan...promoted to Ft. Myers, June 23...was 3-0, 1.64 (11.0 ip, 2 er) in seven appearances, June 26-July 11...did not allow a run in 9 of 11 appearances, going 1-0, 1.29 (14.0 ip, 2 er) with two saves, July 17-August 6...promoted to New Britain, August 12...tied season-high 3.0 innings, August 17 vs. Portland...was third among Twins' minor leaguers in saves...pitched for Grand Canyon in the Arizona Fall League.

2002: Was 0-0, 0.00 (4.0 ip) with three saves in four appearances, June 26-July 4...did not allow an earned run in 19 consecutive appearances, going 0-1, 0.00 (19.2 ip), July 11-August 20...season-high 3.1 innings, August 5 vs. Bristol...tied season-high four strikeouts, August 20 at Kingsport...led club and was second in Appalachian League in saves...was fifth among Twins' minor leaguers in saves.

PROFESSIONAL: Signed by scout Billy Milos.

NESHEK'S GAME HIGHS

2010				CAREER			
IP: 2.0, 4/14 vs. Bos.	Walks: 3, 9/19 vs. Oak.		IP: 2.2, 8/1/06 vs. Tex.	Walks: 3, 9/19/10 vs. Oak.			
SO: 3, 9/25 at Det.	CG: --		SO: 4, 2x, last 8/12/06 vs. Tor.	CG: --			
Win-Streak: --	Low-Hit: --		Win-Streak: 3, 3x, last 7/15-28/07	Low-Hit: --			

NESHEK'S PITCHING RECORD

YEAR	CLUB	W-L	ERA	G	GS	CG	SH	SV	IP	H	R	ER	HR	HB	BB	SO	WP	BK	BAA
2002	Elizabethton	0- 2	0.99	23	0	0	0	15	27.1	13	6	3	0	2	6	41	1	0	.141
	Ft. Myers	4- 1	2.15	20	0	0	0	2	29.1	22	8	7	2	1	6	29	0	1	.202
	New Britain	1- 1	5.87	5	1	0	0	1	7.2	7	5	5	2	1	3	5	0	0	.233
2004	New Britain	2- 1	3.82	26	0	0	0	2	35.1	34	15	15	2	1	18	38	1	0	.246
	Ft. Myers	0- 1	2.95	16	0	0	0	10	18.1	16	7	6	2	0	2	19	0	0	.225
2005	New Britain	6- 4	2.19	55	0	0	0	24	82.1	69	25	20	9	2	21	95	3	0	.225
2006	Rochester	6- 2	1.95	33	0	0	0	14	60.0	41	13	13	7	1	14	87	2	0	.189
	MINNESOTA	4- 2	2.19	32	0	0	0	0	37.0	23	9	9	6	0	6	53	0	0	.176
2007	MINNESOTA	7- 2	2.94	74	0	0	0	0	70.1	44	25	23	7	2	27	74	2	0	.183
2008	MINNESOTA	0- 1	4.73	15	0	0	0	0	13.1	12	7	7	2	0	4	15	0	0	.240
2009	MINNESOTA	INJURED - DID NOT PITCH																	
2010	Rochester	5- 1	3.89	30	0	0	0	1	39.1	40	21	17	4	3	13	25	0	0	.270
	Ft. Myers	0- 0	13.50	2	0	0	0	0	2.0	3	3	3	0	0	2	2	0	0	.333
	MINNESOTA	0- 1	5.00	11	0	0	0	0	9.0	7	5	5	1	1	8	9	0	0	.206
Minor League Totals		27-15	2.44	238	1	0	0	83	336.0	265	106	91	28	12	96	394	8	1	.214
Major League Totals		11- 6	3.05	132	0	0	0	0	129.2	86	46	44	16	3	45	151	2	0	.189

NESHEK'S FIELDING RECORD

POSITION	PCT	G	PO	A	E	TC	DP	PB
Pitcher	1.000	132	5	14	0	19	0	—

NESHEK'S DIVISION SERIES RECORD

YEAR	OPPONENT	W-L	ERA	G	GS	CG	SH	SV	IP	H	R	ER	HR	HB	BB	SO	WP	BK	BAA
2006	Oakland	0- 0	9.00	2	0	0	0	0	1.0	1	1	1	0	0	0	1	0	0	.250

TWINS' COLLEGE ALUMNI

PLAYER

Scott Baker
 Nick Blackburn
 David Bromberg
 Drew Butera
 Ray Chang
 Scott Diamond
 Brian Dinkelman
 Brian Dozier
 Brian Duensing
 Phil Dumatrait
 Kyle Gibson
 Carlos Gutierrez
 Chris Herrmann
 Jim Hoey
 Steve Holm

COLLEGE

Oklahoma State University
 Seminole State JC
 Santa Ana Junior College
 University of Central Florida
 Rockhurst University
 SUNY-Binghamton
 McKendree College (IL)
 University of Mississippi
 University of Nebraska
 Bakersfield CC
 University of Missouri
 University of Miami
 University of Miami
 Rider University
 Oral Roberts University

PLAYER

Dusty Hughes
 Chuck James
 Chase Lambin
 Danny Lehmann
 Jeff Manship
 Joe Nathan
 Pat Neshek
 Glen Perkins
 Anthony Slama
 Kevin Slowey
 Jim Thome
 Matt Tolbert
 Rene Tosoni
 Danny Valencia

COLLEGE

Delta State University
 Chattanooga Valley CC
 Louisiana Lafayette University
 Rice University
 University of Notre Dame
 SUNY-Stony Brook
 Butler University
 University of Minnesota
 University of San Diego
 Winthrop University
 Illinois Central College
 University of Mississippi
 Chipola Junior College
 University of Miami

List includes non-roster invites

TSUYOSHI NISHIOKA

INFIELDER

Height: 6-1
 Bats: S
 Born: 7/27/84 in Osaka, Japan
 Resides: Tokyo, Japan
 Acquired: Signed as free agent, 12/18/10
 M.L. Service: None
 Contract Status: Signed thru 2013

Weight: 176
 Throws: R
 Opening Day Age: 26



1

PERSONAL: Tsuyoshi Nishioka (pronounced soo-YO-shee nee-shee-OH-kah)...wife Naoko...grew up in the city of Nara in the Kansai region of Japan...attended Osaka Toin Senior High School and helped lead his team to the National High School Baseball Championships...he hit 42 home runs in his high school career and was considered one of the top high school prospects in the country by Nippon Professional Baseball scouts...attended Nara Prefectural Heijo East Junior High School, playing in the national tournament as a member of Koriyama Senior.

2010:

- Played his seventh season in Nippon Professional Baseball with the Chiba Lotte Marines...batted solely out of the leadoff position for Chiba Lotte and played all 144 games at shortstop for the Marines...was a teammate of former Major League Tadahito Iguchi.
- Hit safely in his first eight games of the season, batting .529 (18-for-34) with two doubles, two triples, two home runs, nine rbi and 11 runs.
- Hit safely in 22 straight games, batting .443 (39-for-88) with nine doubles, four home runs and 22 runs, April 29-May 29.
- Batted .417 (35-for-84) with 20 runs scored in 21 May games...batted .467 (43-for-92) with 19 rbi and 27 runs in 22 September games.
- Collected 62 multi-hit games, including five four-hit games and a season-high five hits, May 22 vs. Tokyo Yakult.
- Played in the NPB All-Star game for the Pacific League, going 0-for-2, while playing shortstop as a reserve in the first game...started at shortstop and batted second in the second game, going 0-for-2.
- Was the NPB Batting Champion with a .346 average, the highest since 2008 (Seichi Uchikawa - .378)...also, NPB Safe Hit Champion.
- Led the NPB in runs scored...ranked first in the Pacific League in hits, was second in on-base percentage and third walks.
- Set career-highs in hits (206), at-bats (596), plate appearances (692), doubles (32), runs (121), rbi (59), walks (79), total bases (287) and batting average (.346).
- Batted .181 (13-for-72) with three doubles, one home run, four rbi and 11 runs scored in 15 games in the postseason...batted .167 (6-for-36) with two doubles and three rbi in seven games in the Japan Series (NPB's equivalent of MLB's World Series).
- Was given his third Gold Glove Award (first since 2007) after making just 18 errors in 1288.2 innings at shortstop.

NPB RANKS		
NISHIOKA'S NPB RANKS IN 2010		
	NUMBER	RANK
Hits	206	3rd
Runs	121	1st
At-Bats	596	4th
Triples	8	T3rd
Walks	79	4th
Average346	4th
On-base %423	4th
Total Bases	287	9th
Times on Base	289	2nd
OPS904	10th

2009: Spent the season with Chiba Lotte Marines...went 4-for-4 with a home run, three rbi and four runs scored, July 2 against the Saitama Seibu Lions...homered in consecutive games, September 9 and 10 against Fukuoka SoftBank Hawks...hit .265 (94-for-355) in the leadoff spot, .237 (22-for-93) in the third spot and .400 (2-for-5) in the ninth spot...set a career-high with 14 home runs, 11 coming off lefties...was tied for third on Chiba Lotte in doubles and runs scored, fourth in home runs, fifth in games and sixth in rbi...played all 115 games at shortstop (114 starts).

2008: Spent the season with Chiba Lotte...suffered injuries throughout the season in his knee, neck and feet, limiting him to just 18 stolen bases (his lowest since becoming a regular shortstop)...posted six consecutive multi-hit games, June 11-18...batted .353 (24-for-68) in 18 June games...represented the Pacific League in the All-Star game, starting at shortstop and leading off, going 0-for-3 (moved to second base mid-game)...went 1-for-2 with a run scored in the second game, entering the game as a reserve second baseman...played for Japan in the Beijing Olympics in August.

2007: Played the season with Chiba Lotte...suffered a wrist injury and neck pain most of the season...went 4-for-4 with four runs scored, May 27 at Hanshin...batted .346 (62-for-179) with 16 rbi, 33 runs scored, 12 walks and 16 stolen bases in 46 games in April and May combined...batted .373 (31-for-83) in 22 May games...hit safely in 17 straight games, July 7-August 2...represented the Pacific League in the NPB All-Star Game...batted .374 (58-for-155) against left-handed pitching...won the Gold Glove Award at shortstop...was a recipient of a Best Nine Award (as shortstop), given to the top performers in the Pacific League each season, voted on by national journalists (NPB's equivalent to the Louisville Silver Slugger Award)...batted .419 (13-for-31) in eight postseason games.

2006: Represented team Japan in the first annual World Baseball Classic...batted .355 (11-for-31) with two home runs and eight rbi in eight games helping lead the team to the Championship...led the WBC in stolen bases (five), was tied for fourth in hits (11) and walks (six), fourth in total bases (19), tied for fourth in runs scored (7) and tied for fifth in rbi (eight)...spent the NPB season with Chiba Lotte...shifted exclusively to shortstop from second base...went 5-for-5 with a double, a home run, three rbi and five runs scored, May 22 vs. Tokyo Yakult...hit safely in 12 straight, June 25-July 12...represented the Pacific League in the NPB All-Star Game...hit safely in 81 of his 115 games played...collected five four-hit games...led the league in stolen bases (33) and tied for league-lead in triples...caught stealing a league-high 17 times.

2005: Spent his first full season in NPB with Chiba Lotte...went 4-for-7 with a triple, a home run, six rbi and three runs scored in his first game, a 26-0 Marines victory, March 27 vs. Tohoku Rakuten Golden Eagles...stole three bases in a game, April 23 at Tohoku...season-high five hits, April 23 at Tohoku...represented the Pacific League in the NPB All-Star Game...Chiba Lotte went 77-42-3 when he played...led the Pacific League with 11 triples...stole 41 bases (50 total attempts) to win his first Pacific League Stolen Base Award...was given the Gold Glove Award after making just two errors in 518.1 innings played at second base...was given the Best Nine Award as the top second baseman for the Pacific

League...batted .282 (11-for-39) with seven runs scored and five stolen bases in 11 postseason games, helping guide the Marines to their first Japan Series championship since 1974.

2004: Played in 63 games for Chiba Lotte Marines...became a switch-hitter after batting right-handed his entire life...hit his first home run at the NPB level, June 27, off Seibu Lions right-hander Mitsutaka Goto...recorded his first career stolen base in that same game...homered the next day, June 28 at Hokkaido Nippon-Ham Fighters.

2003: Assigned to the *ichigun* level (Japanese equivalent of Major League) during Spring Training but was sent down to *nigun* level (Minor League) to begin the season...recalled to *ichigun* and made his professional debut, June 23 as a pinch-runner...first professional hit, June 28, a double off Orix BlueWave's Hisashi Tokano.

PROFESSIONAL: 1st round selection in the 2002 Nippon Professional Baseball amateur draft by Chiba Lotte...signed by the Minnesota Twins as a free agent, December 18, 2010.

2010				CAREER			
Hits: --	HR: --	RBI: --	Hit-Strike: --	Hits: --	HR: --	RBI: --	Hit-Strike: --
Grand Slams: --				Grand Slams: --			



NISHIOKA'S PLAYING RECORD																			
YEAR	CLUB	AVG	G	AB	R	H	2B	3B	HR	RBI	SH	SF	HB	BB	SO	SB	CS	E OBP	
2003	Chiba Lotte	.333	7	9	3	3	2	0	0	1	0	0	0	2	1	0	0	--	.455
2004	Chiba Lotte	.255	63	212	32	54	8	2	6	35	2	2	2	14	37	8	2	7	.302
2005	Chiba Lotte	.268	122	447	80	120	22	11	4	48	6	4	5	31	51	41	9	6	.320
2006	Chiba Lotte	.282	115	426	58	120	20	7	4	27	4	3	3	49	61	33	17	16	.358
2007	Chiba Lotte	.300	130	494	76	148	31	3	3	40	7	4	4	50	73	27	13	19	.366
2008	Chiba Lotte	.300	116	473	78	142	26	6	13	49	4	2	7	36	68	18	11	10	.357
2009	Chiba Lotte	.260	120	454	70	118	24	5	14	41	3	2	5	67	76	26	10	14	.360
2010	Chiba Lotte	.346	144	596	121	206	32	8	11	59	8	5	4	79	96	22	11	18	.423
Japan Totals		.293	817	3111	518	911	165	42	55	300	34	22	30	328	463	175	73	90	.364

NISHIOKA'S WORLD BASEBALL CLASSIC RECORD																			
YEAR	CLUB	AVG	G	AB	R	H	2B	3B	HR	RBI	SH	SF	HB	BB	SO	SB	CS	E OBP	
2006	Japan	.355	8	31	7	11	0	1	2	8	0	1	0	6	4	5	2	2	.447



TSUYOSHI NISHIOKA

Becomes the second Japanese-born player to wear a Twins uniform (Micheal Nakamura, 12 games in 2003).

MLB LEADERS

GAMES PLAYED BY JAPANESE-BORN PLAYERS SINCE 2000

PLAYER	TEAM(S)	GAMES	PLAYER	TEAM(S)	GAMES
1. Ichiro Suzuki	SEA	1588	6. Shigetoshi Hasegawa	ANA, SEA	517
2. Hideki Matsui	NY, LAA	1061	7. Tadahito Iguchi	CWS, PHI, SD, PHI	493
3. Dave Roberts	CLE, LAD, BOS, SD, SF	832	8. Kenji Johjima	SEA	462
4. So Taguchi	STL, PHI, CHC	672	9. Kosuke Fukudome	CHC	426
5. Kazuo Matsui	NYM, COL, HOU	630	10. Akinori Iwamura	TB, PIT, OAK	408

CHRIS PARMELEE

83

INFIELDER

Height: 6-1
 Bats: L
 Born: 2/24/88 in Long Beach, CA
 Resides: Oakhill, FL
 Acquired: 1st round (20th overall) pick, 2006 First-Year Player Draft
 M.L. Service: None
 Contract Status: Signed thru 2011



PERSONAL: Christopher Matthew Parmelee (pronounced par-muh-lee)...wife Amanada (Janes)...2006 graduate of Chino Hills High School (CA)...named AFLAC All-American and All-State his senior season...rated second-best high school "pure hitter" in the nation by *Baseball America*.

2010:

- Was invited to Twins Spring Training...assigned to minor league camp, March 21, and began the season at Double-A New Britain.
- Homered in his second game, April 10 vs. New Hampshire...hit second home run, April 12 vs. Portland.
- Batted .186 (19-for-102) in 28 games for the Rock Cats before being transferred to Single-A Ft. Myers, May 17.
- Batted .338 (27-for-80), hitting safely in 17 of 22 games played for the Miracle...promoted to New Britain, June 10.
- Named Twins Minor League Player of the Week, July 16, after batting .444 with one double, two rbi, three runs scored, four walks and a .545 on-base percentage in five games.
- Hit safely in 11 straight games, batting .475 (19-for-40) with seven, July 23-August 3.
- Batted .343 (37-for-108) with nine doubles, two home runs, 13 rbi and 11 runs scored in 29 July games...batted .303 (30-for-99) with seven doubles, one triple, 11 rbi and 15 runs scored in 28 August games...batted .316 (59-for-187) Post-All-Star break.
- Participated in the Arizona Fall League with the Peoria Saguaros...batted .339 (37-for-109) with 11 doubles, two triples, 13 rbi, 16 runs scored and 12 walks in 29 games...his 11 doubles were tied for league-lead...hit .387 (29-for-75) off right-handed pitching in the AFL.

2009: Spent entire season at Single-A Ft. Myers...homered in his first game, April 9 vs. Charlotte...homered in three straight games, June 9-11...named Florida State League Player of the Week, June 22-28 after batting .500 (9-for-18) with one home run and nine rbi...selected to play in the Florida State League All-Star Game...was the Florida State League home run derby winner...recorded five consecutive two-hit games, August 4-11...named to the Florida State League Postseason All-Star team...was ranked the 17th-best prospect in the Florida State League by *Baseball America*...hit 14 of his 16 home runs off right-handed pitching...led all Twins minor leaguers in walks (65) and strikeouts (109), was second in rbi (73) and third in home runs.

2008: Spent entire season at Single-A Beloit...homered in three consecutive games, April 5-7...batted .429 (6-for-14) with five runs scored, 10 rbi and three doubles to earn Twins' Minor League Player of the Week, April 19-26...went 3-for-4 with two home runs and four rbi, June 5 at Kane County...hit six home runs in 20 June games...disabled for the remainder of the season with a left hand fracture, June 26...led the Miracle in home runs (14) and rbi (49) and tied for most walks (52) in the Twins system...ranked as the best power-hitting prospect in the Twins organization by *Baseball America*, entering the 2009 season.

2007: Spent entire season at Single-A Beloit...homered in his second game of the season, April 9 at Kane County...went 4-for-6 with two home runs, six rbi and two runs scored, June 15 at Quad Cities...batted .385 (5-for-13), with one triple, one home run and three rbi as Twins' Minor League Player of the Week, June 22-28...drove in four runs and hit his 14th home run of season, August 16 vs. Burlington...led the Snappers in doubles, home runs and rbi.

2006: Started his professional career with the GCL Twins and played in 45 games...homered in his first professional game, June 29 at GCL Pirates...transferred to Beloit, August 20...finished third in the GCL in home runs and slugging, fourth in rbi and fifth in extra-base hits (19)...was ranked the second-best prospect in the GCL by *Baseball America*...was ranked the fourth-best prospect in the Twins organization by *Baseball America*, entering the 2007 season...ranked as the best hitter for average in the Twins organization by *Baseball America*, entering the 2007 season.

PROFESSIONAL: Signed by scout John Leavitt.

PARMELEE'S PLAYING RECORD

YEAR	CLUB	AVG	G	AB	R	H	2B	3B	HR	RBI	SH	SF	HB	BB	SO	SB	CS	E	OBP
2006	GCL Twins	.279	45	154	29	43	7	4	8	32	0	2	0	23	47	3	3	5	.369
	Beloit	.227	11	22	2	5	1	0	0	2	0	0	0	5	9	0	2	0	.370
2007	Beloit	.239	128	447	56	107	23	5	15	70	0	4	4	46	137	8	4	7	.313
2008	Beloit	.239	69	226	41	54	10	3	14	49	1	5	5	52	83	3	1	6	.385
2009	Ft. Myers	.258	123	422	61	109	27	1	16	73	0	8	6	65	109	2	2	11	.359
2010	Ft. Myers	.338	22	80	9	27	2	1	2	17	0	0	0	13	11	0	1	1	.430
	New Britain	.275	111	411	51	113	25	2	6	44	0	7	2	43	70	3	2	11	.341
Minor League Totals		.260	509	1762	249	458	95	16	61	287	1	26	17	247	466	19	15	41	.352

CARL PAVANO

48

RIGHT-HANDED PITCHER

Height: 6-5

Bats: R

Born: 1/8/76 in New Britain, CT

Resides: Palm Beach Gardens, FL

Acquired: Trade with Cleveland, 8/7/09

M.L. Service: 12 years, 161 days

Contract Status: Signed thru 2012

Weight: 250

Throws: R

Opening Day Age: 35



PERSONAL: Carl Anthony Pavano (pronounced pa-VAH-no)...son Anthony Carl (11/15/08), daughter Presley (10/24/09)...1994 graduate of Southington (Conn.) High School, winning the state championship as a senior...was All-State in 1993-94 and Gatorade "Player of the Year" in 1994...was the State MVP of the American Legion State Champions in 1993...hobbies include golfing, fishing, boating and movies.

2010:

- Started the season as the Twins' number three starter after re-signing in the off-season...made his first start, allowing one run on six hits in 7.0 innings with no walks and six strikeouts, April 7 at Los Angeles (AL).
- Started the first regular season game at Target Field, April 12 vs. Boston...threw the first pitch at 3:13 pm, recorded the first strikeout (David Ortiz in the second inning) and was the first winning pitcher, allowing one run on four hits in 6.0 innings.
- Tossed 7.0-plus innings with two earned runs-or-less in four consecutive starts, tying the longest such stretch of his career, April 23-May 12...last time was with the Florida Marlins in May/June of 2004.
- Tossed his first complete game of the season and eighth of his career, April 29 at Detroit...allowed three runs (two earned) on seven hits in an 8.0 inning loss.
- Second complete game, ninth of his career, June 20 at Philadelphia...allowed one run on four hits, beating Roy Halladay.
- Tossed a three-hit complete game shutout, his sixth career shutout and 10th career complete game, June 26 at New York (NL)...he also recorded two hits, marking the sixth multi-hit game of his career and first since 2004...first Twins pitcher to toss consecutive complete games since Nick Blackburn in 2009.
- Went 4-1, 2.25 (40.0 ip, 10 er) with two complete games in five June starts...was one of 14 American League pitchers with four-plus wins in the month...was fifth in innings pitched and ninth in ERA for the month.
- He recorded his 900th career strikeout, fanning Willy Aybar in the second inning, July 1 vs. Tampa Bay.
- Finished the first-half 10-6, 3.58 (125.2 ip, 50 er) with 71 strikeouts and just 18 walks in 18 starts...was one of nine American League pitchers with 10-plus wins...was tied for third with three complete games and ranked third in innings pitched prior to the All-Star break.
- Fourth complete game (11th career), allowing two runs on seven hits, July 17 vs. Chicago (AL)...game lasted just 1:52 as he opposed Mark Buehrle, who also pitched a complete game.
- Fifth complete game and second shutout of season, allowing just five hits and walking one, July 22 at Baltimore...seventh career shutout and 12th career complete game...first Twins pitcher to toss back-to-back complete games twice in one season since Frank Viola in 1988 (May 1 and 6 & August 15 and 20).
- Won eight consecutive decisions, June 9-July 27...tied with Liriano for longest winning-streak by a Twins pitcher in 2010.
- Won his 15th game on August 13 vs. Oakland (his 24th start), allowing two runs on 10 hits in 6.1 innings...became the first pitcher to reach 15 wins in so few starts since Brad Radke earned 15 in 24 starts in 1997.
- Went 10-1, posting a 2.63 ERA (95.2 ip, 28 er) with four complete games, June 9-August 13...CC Sabathia was the only other pitcher in the Majors with 10 wins during that time frame.
- Tied a club record by allowing 15 hits (Brad Radke, August 27, 2004 at Anaheim and Geoff Zahn, August 26, 1978 at Toronto), August 19 vs. Chicago (AL)...the last Major League pitcher to allow 15 hits in a start was Cincinnati's Homer Bailey on July 26, 2008 against Colorado.
- Sixth complete game (13th career), allowing four runs on eight hits in 8.0 innings, August 24 at Texas.
- Pitched his seventh complete game of the season (14th career), September 10 at Cleveland...he allowed two runs on six hits over 8.0 innings and suffered the loss...he also surpassed 200.0 innings pitched for the third time in his career.
- Was one of just three pitchers in baseball with 200.0-plus inning pitched, 15-plus wins and five-plus complete games...the others being NL Cy Young Roy Halladay and NL Cy Young runner-up Adam Wainwright.
- His seven complete games were the most by a Twins pitcher since Jack Morris had 10 in 1991.
- Earned his 17th and final win, September 16 at Chicago (AL)...finished the season one win short of his career-high of 18 in 2004 (Florida).
- Pitched 8.0-plus innings 11 times, his most ever in a season, going 6-5 in those games...pitched 7.0-plus innings in 21 starts (13-8).
- Recipient of the Joseph W. Haynes Award for Twins Pitcher of the Year, voted upon by the Twin Cities chapter of the BBWAA.

2009: Signed a one-year free agent Major League contract for the 2009 season with Cleveland, January 6...made his Indians debut, April 9 allowing nine earned runs on six hits in 1.0 inning...struck out eight, April 14 at Kansas City, his most strikeouts since June of 2004 while with the

MLB PITCHING LEADERS

COMPLETE GAME LEADERS IN 2010

1. Roy Halladay, PHI.....	9
2. Carl Pavano, MIN.....	7
3. Cliff Lee, SEA/TEX.....	6
4. Felix Hernandez, SEA.....	6
5. Adam Wainwright, STL.....	5
Dallas Braden, OAK.....	

Marlins...earned his first victory of the season, May 1 at Detroit...tied season-high eight strikeouts, May 21 at Kansas City (6.0 innings)...finished the month of May going 5-1 with a 3.60 ERA (45.0 ip, 18 er) in seven starts...was one of three pitchers (Detroit's Rick Porcello/Justin Verlander) in baseball with five wins in May...fifth career complete game shutout, June 5 at Chicago (AL), allowing three hits, his first complete game since May 17, 2005 vs. Seattle...did not start from June 16-23 (neck/shoulder)...won his seventh game of the season, July 4 vs. Oakland...made his final start with the Indians, August 2 vs. Detroit...traded to Minnesota, August 7 for PTBNL (Yohan Pino)...earned his first win as a Twin, allowing one run on six hits in 8.0 innings, August 2 at Detroit...beat the Tigers in his next start, tossing 7.0 shutout innings, August 8 at the Metrodome...posted a record of 5-4, 4.64 (73.2 ip, 38 er) in 12 starts with the Twins...his nine strikeouts in his 7.0 inning ALDS start vs. the Yankees was the highest total by Twins pitcher in the postseason...his 14 wins were the second-most of his career (18 wins in 2004 with Florida)...finished second in the American League with a 1.76 walks-per-9.0 innings pitched ratio, behind Toronto's Roy Halladay (1.32), and fourth in strikeouts-per-walk ratio at 3.77...tossed 6.0-plus innings in nine of 12 starts with the Twins.

2008: Was 1-1 with a 3.32 ERA in five combined rehab starts with Single-A Charleston and Double-A Trenton in the Yankees...made start, July 29 vs. Asheville (with Charleston), throwing 2.0 scoreless innings...was his first game action since April 9, 2007 with the Yankees...made his first Major League start and appearance of the season, August 23 at Baltimore after missing the team's first 128 games while recovering from reconstructive surgery on his right elbow...recorded the win in a 5-3 Yankees victory, pitching 5.0 innings allowing three earned runs...was his first win and appearance since April 9, 2007 at Minnesota...earned the win in a 2-1 Yankees victory, August 29 vs. Toronto allowing just one run in 6.0 innings in his first start at Yankee Stadium since Opening Day in 2007 vs. Tampa Bay (April 2, 2007)...retired 18 of 22 batters faced...the win came 1,221 days after his last win at Yankee Stadium (April 26, 2005 vs. Los Angeles-AL)...according to the Elias Sports Bureau, the last Yankees pitcher to go as many days between wins at Yankee Stadium—while pitching for no other Major League team in the interim—was Tommy Byrne, who went 1,751 days between wins from October 2, 1943-July 18, 1948, due to military service.

2007: Was 1-0 with a 4.76 ERA in two starts with the Yankees...made his first career Opening Day start on April 2, recording a no-decision in a 9-5 Yankees victory vs. Tampa Bay (4.1 innings)...was his first Major League start since June 27, 2005, a span of one year, 279 days...according to the Elias Sports Bureau, no pitcher had started on Opening Day after such a long absence since Vinegar Bend Mizell pitched for the Cardinals on Opening Day on April 17, 1956 after a hiatus of more than two years while serving in the military...recorded the win, April 9 at Minnesota—his first win since May 25, 2005 at New York (NL)—allowing two runs in 7.0 innings...was his second and final start of the season...was placed on the 15-day disabled list on April 15 (retroactive to April 10) with right forearm tightness...underwent "Tommy John" surgery on June 5 by Dr. David Altchek at the Hospital for Special Surgery in New York to repair the ulnar collateral ligament in his right elbow...was transferred to the 60-day DL on that same day through the rest of the season (missed 156 team games).

2006: Did not make a Major League appearance due to injuries (Yankees)...missed the beginning of spring training with lower back stiffness...was placed on the 15-day disabled list, March 29 with right shoulder tendonitis...made three rehab starts (one with Single-A Tampa and two with Double-A Trenton) from May 7-17...in his rehab start on May 17 with Trenton vs. Portland, left game after 1.0 inning after experiencing discomfort in his right elbow...underwent arthroscopic surgery to remove a bone chip from his right elbow...the surgery was performed by Dr. James Andrews in Birmingham, Alabama...made four rehab starts from August 10-25...in his final rehab start with Triple-A Columbus, August 25 vs. Indianapolis, he left the game because of soreness under his right armpit and revealed that the injury occurred from a car accident on August 15...was transferred to the 60-day disabled list with a right rib fracture on September 5.

2005: Had his first season with the Yankees cut short due to rotator cuff tendonitis, going 4-6 with a 4.77 ERA in 17 starts...on April 10 vs. Baltimore, recorded the loss in a 7-2 Orioles win...was removed from the game in the third inning after he was hit on the right side of his head by a line drive (hit by Melvin Mora) and suffered a mild concussion...recorded his first win as a Yankee on April 20 at Toronto in an 11-2 Yankees' victory...tossed his first complete game shutout as a Yankee in a 6-0 win, May 17 at Seattle...marked the fourth shutout of his career and the first since September 10, 2004 (with Florida) at Chicago (NL)...won four consecutive decisions over seven starts from April 20-May 22...made his final start of the season on June 27 at Baltimore, allowing nine hits and four earned runs in 6.0 innings without receiving the decision in a 6-4 Yankees victory...was placed on the 15-day disabled list on July 7 (retroactive to June 28) with right shoulder tendonitis...made the first of two rehab starts with the GCL Yankees on July 27...was re-evaluated by Team Physician Dr. Stuart Hershson and Dr. James Andrews and was diagnosed with rotator cuff tendonitis and associated pain in his humerus...was prescribed at least six weeks of rest and rehab for the condition.

2004: Set a career high in wins, going 18-8 with a career-low 3.00 ERA in 31 starts with Florida...established the Marlins' All-Time wins record, surpassing the previous mark of 17 victories, done by Kevin Brown in 1996 and Alex Fernandez in 1997...finished tied for second in the National League and tied for fourth in the Majors in wins with Roger Clemens, Bartolo Colon, Kenny Rogers and Jason Schmidt, behind only Curt Schilling (21), Roy Oswalt and Johan Santana (20 each)...was named to his first All-Star team and pitched 2.0 innings in the game...ranked seventh in the NL in ERA, sixth in innings pitched (222.1), tied for third in shutouts (two) and seventh in winning percentage (.692)...Florida posted a 22-9 record in his 31 starts (.710 winning percentage)...finished tied for fifth in the NL with 23 quality starts (74.2%)...ranked seventh in the NL, allowing 1.98 walks-per-game...allowed one walk-or-less 18 times and no bases on balls in five starts...posted a career-best six-game winning streak over seven starts from May 24-June 27...went 5-0 with a 1.37 ERA in June, earning National League "Pitcher of the Month"...tossed his first of two complete game shutouts of the year on June 16 vs. Chicago (AL), as he allowed three hits and one walk (intentional) and tied a season-high with eight strikeouts...added his second shutout of the year on September 10 (Game 1 of a doubleheader) against the Chicago Cubs at Wrigley Field, when he allowed seven hits and struck out six...as a hitter, recorded a career-high 13 hits on the season (two home runs).

2003: Made a career-high 33 appearances (32 starts) with Florida...the Marlins went 18-15 in his 33 appearances...led the Marlins with 21 quality starts...ranked second on the team, allowing 19 homers for the second time in his career (also 2002)...ranked 10th in the National League in fewest walks-per-nine innings (2.19)...set a career-high with 10 strikeouts over 8.0 innings on August 30 vs. Montreal...started Florida's Wild Card-clinching game on September 26 vs. the Mets, allowing three runs in 7.0 innings...in his only career playoff action, went 2-0 with a 1.40 ERA in eight games (two starts)...appeared in two World Series games vs. the Yankees...made the start at home in Game 4 on October 22, holding the Yankees to one run in 8.0 innings (7 hits and no walks) as the Marlins won the 12-inning game, 4-3.

2002: Combined to post a 6-10 record with a 5.16 ERA in 37 games (22 starts) with the Florida Marlins and the Montreal Expos...began the year 3-8 with a 6.30 ERA in 15 games (14 starts) for Montreal...was optioned to Triple-A Ottawa on April 19...went 3-2 with a 3.79 ERA in 22 games (eight starts) with Florida after being acquired from the Expos, July 11...made his Marlins debut in relief on July 12 at Chicago (NL)...made 14 relief appearances with Florida before joining the Marlins' starting rotation...made his first Marlins start on August 23 at San Diego and took the loss.

2001: Made eight starts for Montreal as he made his way back from right elbow surgery...began the year on the 15-day disabled list and was transferred to the 60-day DL on April 13...made six rehab starts (three with Single-A Jupiter and three with Triple-A Ottawa)...was reinstated on August 15 and made the start that night at Los Angeles (NL)...was optioned to Triple-A Ottawa on August 22...was recalled by the Expos, September 1.

2000: Saw his season end on June 24 due to soreness in his throwing arm...before the injury, ranked fifth in the NL in ERA...left the game on June 24 against the Phillies due to soreness in his right arm...placed on the D.L. on June 25 with tendonitis in his right triceps...underwent surgery on August 22 in Birmingham, Ala...to remove bone chips from his right elbow.

1999: Limited by injuries to 19 games (18 starts) and 104.0 innings with the Expos...won six of his eight decisions from May 4-June 25,

with a 4.86 ERA...included was a stretch of 16.0 consecutive scoreless innings...made his final start of the year, July 11...placed on the 15-day disabled list on July 12 with right elbow soreness...underwent an MRI and was examined by Dr. James Andrews, October 12, revealing tendonitis.

1998: Made 24 outings (23 starts) during his rookie season with Montreal...did not make an appearance in spring training, suffering from shoulder tendonitis...opened the season in the minors, making seven starts with Single-A Jupiter and Triple-A Ottawa (1-0, 4.28 ERA)...was recalled on May 23 and made his Major League debut that night vs. Philadelphia...held the Phillies to two runs (one earned) in 7.0 innings but did not receive a decision in the 3-2 Expos "walk-off" win...collected his first Major League win in his third career outing on June 2 at Philadelphia (7.1 ip, 2 er)... made five starts of 7.0-plus innings, including a season-long 7.1 innings twice...made his first and only relief appearance of the year on the season's final day on September 27 at St. Louis...took the loss after surrendering Mark McGwire's 70th homer of the season—a three-run line drive to left in the seventh inning...after the game, donated his glove to the National Baseball Hall of Fame...was acquired by the Expos following the 1997 season along with a player to be named later (RHP Tony Armas, Jr.) from the Boston Red Sox in exchange for RHP Pedro Martinez...ranked by *Baseball America* as the sixth-best rookie in the Majors behind Kerry Wood, Orlando Hernandez, Rolando Arjojo, Kerry Ligtenberg and Steve Woodard.

1997: Pitched for Triple-A Pawtucket in the Red Sox organization...was named the International League top prospect by league managers in *Baseball America*...finished third in the league with a 3.12 ERA and 147 strikeouts and was tied for fifth in wins...began the season on Pawtucket's disabled list with right shoulder tendonitis...was reinstated on April 25 and made his Triple-A debut the next night vs. Ottawa (5.0 innings, five strikeouts)...after a loss on May 1, won eight consecutive decisions over 13 starts, tying a Pawtucket record set by Allen Ripley in 1977...was 4-0 with a 1.99 ERA in six starts in June and was named Pawtucket Player of the Month and Boston Red Sox Minor League Pitcher of the Month...played on the disabled list from July 1-13 with right elbow tendonitis...named to the midseason Triple-A All-Star team but did not play due to the injury...had four games with 10 or more strikeouts...named to the post-season Triple-A All-Star team.

1996: Spent the season with Double-A Trenton...named the Minor League Pitcher of the Year by *Now Sportsdata* and the Red Sox Minor League Pitcher of the Year...led all Double-A pitchers with a club-record 16 wins and led league with a 2.63 ERA...ranked fifth among the league's top prospects by *Baseball America*, behind Vladimir Guerrero, Scott Rolen, Jamey Wright and Luis Castillo...ranked among league leaders with six complete games (tied for first), 185.0 innings (second), 230 BAA (second), and 94 strikeouts (fourth)...named the league's "Pitcher of the Year" and was selected to the All-Star team.

1995: Led Single-A Michigan with 138 strikeouts, the fourth-highest total in the Midwest League...averaged 8.79 strikeouts-per-9.0 innings, third in the league among starters.

1994: Made his professional debut at Ft. Myers in the Rookie Gulf Coast League...averaged 9.61 strikeouts-per-9.0 innings pitched.

PROFESSIONAL: Boston's 13th round pick in the 1994 First-Year Player Draft...signed by scouts Buzz Bowers and Ray Fagnant.

PAVANO'S PITCHING RECORD

YEAR	CLUB	W-L	ERA	G	GS	CG	SH	SV	IP	H	R	ER	HR	HB	BB	SO	WP	BK	BAA
1994	GCL Red Sox	4-3	1.84	9	7	0	0	0	44.0	31	14	9	1	1	7	47	4	1	1.86
1995	Michigan	6-6	3.44	22	22	1	0	0	141.1	118	63	54	7	6	52	138	9	0	2.27
1996	Trenton	16-5	2.63	27	26	6	2	0	185.0	154	66	54	16	11	47	146	7	1	2.30
1997	Pawtucket	11-6	3.12	23	23	3	0	0	161.2	148	62	56	13	6	34	147	7	1	2.39
1998	Ottawa	1-0	2.41	3	3	0	0	0	18.2	12	5	5	1	5	7	14	1	0	1.90
	MONTREAL	6-9	4.21	24	23	0	0	0	134.2	130	70	63	18	8	43	83	1	0	2.51
	Jupiter	0-0	6.60	4	4	0	0	0	15.0	20	11	11	1	0	3	14	0	0	3.33
1999	Ottawa	0-1	9.00	2	2	0	0	0	5.0	7	5	5	1	0	0	3	0	0	3.18
	MONTREAL	6-8	5.63	19	18	1	1	0	104.0	117	66	65	8	4	35	70	1	3	2.85
2000	MONTREAL	8-4	3.06	15	15	0	0	0	97.0	89	40	33	8	8	34	64	1	1	2.48
2001	MONTREAL	1-6	6.33	8	8	0	0	0	42.2	59	33	30	7	2	16	36	0	1	3.31
	Ottawa	2-1	3.58	4	4	0	0	0	27.2	27	13	11	4	3	5	19	1	0	2.48
	Jupiter	1-1	2.19	3	3	0	0	0	12.1	10	7	3	1	1	2	11	0	0	2.13
2002	MONTREAL	3-8	6.30	15	14	0	0	0	74.1	98	55	52	14	7	31	51	2	1	3.18
	FLORIDA	3-2	3.79	22	8	0	0	0	61.2	76	33	26	5	3	14	41	1	1	3.06
	Ottawa	3-0	3.10	3	3	0	0	0	20.1	23	8	7	2	0	2	9	1	0	2.95
2003	FLORIDA	12-13	4.30	33	32	2	0	0	201.0	204	99	96	19	7	49	133	3	2	2.65
2004	FLORIDA	18-8	3.00	31	31	2	2	0	222.1	212	80	74	16	11	49	139	2	3	2.53
2005	NEW YORK (AL)	4-6	4.77	17	17	1	1	0	100.0	129	66	53	17	8	18	56	2	1	3.15
	GCL Yankees	0-0	1.80	1	1	0	0	0	5.0	2	2	1	1	0	0	5	0	0	1.18
	Tampa	0-1	4.50	1	1	0	0	0	6.0	6	3	3	1	0	0	3	0	0	2.50
2006	Trenton	1-0	1.64	3	3	0	0	0	11.0	6	2	2	0	1	0	12	0	0	1.50
	Tampa	0-2	2.31	3	3	0	0	0	11.2	10	6	3	2	1	3	10	0	0	2.38
	Columbus	1-0	3.00	1	1	0	0	0	6.0	8	2	2	0	0	1	5	0	0	3.81
2007	NEW YORK (AL)	1-0	4.76	2	2	0	0	0	11.1	12	7	6	1	0	2	4	0	0	2.73
2008	Charleston	0-0	1.80	2	2	0	0	0	5.0	6	1	1	0	0	1	6	0	0	3.00
	Trenton	1-1	3.86	3	3	0	0	0	14.0	14	6	6	3	2	3	13	2	0	2.59
	NEW YORK (AL)	4-2	5.77	7	7	0	0	0	34.1	41	23	22	5	4	10	15	0	1	3.06
2009	CLEVELAND	9-8	5.37	21	21	1	1	0	125.2	150	80	75	19	3	23	88	4	0	2.99
	MINNESOTA	5-4	4.64	12	12	0	0	0	73.2	85	39	38	7	3	16	59	1	0	2.84
2010	MINNESOTA	17-11	3.75	32	32	7	2	0	221.0	227	95	92	24	6	37	117	4	0	2.66
	Minor League Totals	47-27	3.04	114	111	10	2	0	689.2	602	276	233	54	37	167	602	32	3	2.34
	American League Totals	40-31	4.55	91	91	9	4	0	566.0	644	310	286	73	24	106	339	11	2	2.88
	National League Totals	57-58	4.21	167	149	5	3	0	937.2	985	476	439	95	50	95	271	11	12	2.71
	Major League Totals	97-89	4.34	258	240	14	7	0	1503.2	1629	786	725	168	74	377	956	22	14	2.77

PAVANO'S GAME HIGHS

2010				CAREER		
IP: 9.0, 4x, last 7/22 at Bal.	Walks: 4, 8/7 at Cle.		SO: 8, 5/6 vs. Bal.	CG: 7x, last 9/10 at Cle.	IP: 9.0, 11x, last 7/22/10 at Bal.	Walks: 7, 5/4/01 at S.F.
Win-Streak: 8, 6/9-7/27	Low-Hit: 3, 6/26 at NYM.		SO: 10, 8/30/03 vs. Mon.	CG: 14x, last 9/10/10 at Cle.	Win-Streak: 8, 6/9-7/27/10	Low-Hit: 3, 4x, last 6/26/10 at NYM.

PAVANO'S FIELDING RECORD

POSITION	PCT	G	PO	A	E	TC	DP	PB
Pitcher	.983	258	91	197	5	293	18	—

PAVANO'S BATTING RECORD

BATTING	AVG	AB	R	H	2B	3B	HR	RBI	SH	SF	HB	BB	SO	SB	CS	OBP
Career	.145	303	14	44	8	2	2	14	36	0	1	4	118	0	0	.159

Last Home Run: 8/22/04 at San Diego off Sterling Hitchcock

PAVANO'S ALL-STAR RECORD

YEAR	HOST	W-L	ERA	G	GS	CG	SH	SV	IP	H	R	ER	HR	HB	BB	SO	WP	BK	BAA
2004	Houston	0-0	9.00	1	0	0	0	0	2.0	3	2	2	1	0	0	1	0	0	.500

PAVANO'S DIVISION SERIES RECORD


YEAR	CLUB	W-L	ERA	G	GS	CG	SH	SV	IP	H	R	ER	HR	HB	BB	SO	WP	BK	BAA
2003	Florida	2-0	0.00	3	0	0	0	0	2.2	1	0	0	0	1	1	1	0	0	.111
2009	New York (AL)	0-1	2.57	1	1	0	0	0	7.0	5	2	2	2	0	0	9	0	0	.200
Division Series Totals		2-1	1.86	4	1	0	0	0	9.2	6	2	2	2	1	1	10	0	0	.176

PAVANO'S LEAGUE CHAMPIONSHIP RECORD

YEAR	CLUB	W-L	ERA	G	GS	CG	SH	SV	IP	H	R	ER	HR	HB	BB	SO	WP	BK	BAA
2003	Florida	0-0	2.35	3	1	0	0	0	7.2	8	1	1	0	0	1	8	0	0	.286

PAVANO'S WORLD SERIES RECORD

YEAR	CLUB	W-L	ERA	G	GS	CG	SH	SV	IP	H	R	ER	HR	HB	BB	SO	WP	BK	BAA
2003	Florida	0-0	1.00	2	1	0	0	0	9.0	8	1	1	0	0	1	6	0	0	.250



« CARL PAVANO

Pavano's 221.0 innings pitched in 2010 were the most for a Twins pitcher since Johan Santana threw 233.2 ip in 2006.

AL PITCHING LEADERS SINCE 2009

FEWEST WALKS (minimum of 300.0 ip)

1. Cliff Lee	51
2. Carl Pavano	76
3. Nick Blackburn	81
4. Dallas Braden	85
5. Rick Porcello	90
6. Scott Baker	91
7. Mark Buehrle	94
8. Josh Beckett	100
9. James Shields	103
10. Zack Greinke	106

WALKS-PER-9.0 IP

1. Cliff Lee	1.26
2. Carl Pavano	1.63
3. Nick Blackburn	1.99
4. Mark Buehrle	2.00
5. Zack Greinke	2.12
6. James Shields	2.19
7. Scott Baker	2.21
8. Dallas Braden	2.32
9. Jeremy Guthrie	2.42
10. Rick Porcello	2.43

GLEN PERKINS

LEFT-HANDED PITCHER

Height: 6-0

Bats: L

Born: 3/2/83 in St. Paul, MN

Resides: Lakeville, MN

Acquired: 1st round (22nd overall), 2004 First-Year Player Draft

M.L. Service: 3 years, 10 days

Contract Status: Signed thru 2011

Weight: 208

Throws: L

Opening Day Age: 28



15

PERSONAL: Glen Weston Perkins...wife Alisha (Weber)...daughters Addison (11/21/06) and Lyla (8/10/08)...2001 graduate of Stillwater (MN) High School, where he was named All-State in 2001...attended University of Minnesota where he was named first team All-Big Ten, Big Ten Freshman of the Year, Baseball America first team Freshman All-American and was one of four Collegiate Baseball Freshman of the Year in 2003...set school single-season record for strikeouts (117) in 2003...named Big Ten Pitcher of the Year, first team All-Big Ten, selected to Louisville Slugger, *Collegiate Baseball News* (second team), *Baseball America* (third team) and ABCA (third team) All-America teams in 2004...named Midwest Scouts' Association College Player of the Year in 2004.

2010:

- Started the season with Triple-A Rochester.
- Started the season 1-8, 8.06 (73.2 ip, 66 er) in 16 starts in April, May and June combined...went 3-1, 2.50 (50.1 ip, 14 er) in 10 games (eight starts) in July, August and September combined at Rochester.
- Had season-high nine strikeouts (5.2 innings), May 27 at Durham.
- Recalled to Minnesota, August 11 and made a start that same night at Chicago (AL), allowing six runs (four earned) on five hits in 4.2 innings pitched...made three appearances out of the bullpen for the Twins before being optioned to Rochester, August 27.
- Recalled to Minnesota, September 6...finished his season at Rochester with a record of 4-9, 5.81 (124.0 ip, 80 er) with 98 strikeouts and 36 walks in 26 games (24 starts)...pitched 6.0-plus innings in six of his last 11 starts for the Red Wings.
- Did not allow a run in five consecutive appearances (6.1 ip), September 7-21...earned his only win of the season, tossing 1.0 scoreless inning of relief, September 21 vs. Cleveland...the win was the eventual AL Central clinching victory for the Twins.

2009: Made the Twins Opening Day roster for the first time in his career as the Twins number four starter...made his first start, allowing just one run on five hits in 8.0 innings, April 9 vs. Seattle...tossed 8.0 innings in each of his first three starts, April 9-19, including his first win on April 19 vs. Los Angeles (AL)...allowed no more than two runs in any of those first three, becoming the first pitcher to begin a season with three straight games of at least 8.0 innings and two-or-fewer runs allowed since Pat Hentgen did it for the Orioles in 2001...no other pitcher has started a season with a three-game streak of that kind for the Twins since the club relocated to Minnesota in 1961...tied a career-low of 0.2 innings pitched, May 18 at New York (AL) before going on the 15-day disabled list, May 18 with inflammation in his left elbow...made two rehab starts at Single-A Ft. Myers and returned to the club on June 16...tossed 7.0 innings in three consecutive starts from June 21-July 1...placed on the 15-day disabled list, August 11 with left shoulder tendinitis...finished the season with Triple-A Rochester.

2008: Began season at Triple-A Rochester...recalled and made first Major League start, May 10 vs. Boston...tossed 6.0-plus innings in four consecutive starts, going 2-1, 2.77 (26.0 ip, 8 er), May 10-25...recorded first career win, May 20 vs. Texas...recorded second career win, May 25 at Detroit...season-high seven strikeouts on June 30 vs. Detroit...tossed season-high 8.0 innings, allowing three runs on 10 hits for third career win, June 19 vs. Washington...won five straight decisions, June 19-July 18...allowed three earned runs-or-fewer in eight straight starts, June 9-July 18...tied for first in the American League in July wins (four)...five straight wins in a six start span, July 29-August 27, including two 8.0-shutout inning performances vs. New York (AL) on August 11 and at Los Angeles (AL) on August 22...logged his 10th win on August 17 vs. Seattle becoming the 11th Twins pitcher in history to win at least 10 games in their rookie season...recorded the third-most wins for a Twins pitcher in their rookie season, tying Francisco Liriano (2006), Jesse Crain (2005), Mark Redman (2000) and Kevin Tapani (1990)...tied Jim "Mudcat" Grant (1965) and Camilo Pascual (1965) for fifth-highest single-season winning percentage All-Time for a Twins starter (minimum of 20 starts) and fourth-most by a left-handed pitcher (Viola in '88 - .774; Santana in '04 - .769; Santana in '06 - .760), highest for a rookie...was 6-2, 4.71 (72.2 ip, 38 er) in 13 starts after the All-Star break...his 12 wins tied him for sixth in the American League for victories by a left-handed pitcher.

2007: Began season at Triple-A Rochester...recalled April 12...season-high 4.0 innings, April 12 vs. Detroit...season-high three strikeouts, April 14 vs. Tampa Bay...placed on 15-day disabled list with a muscle strain in his left shoulder, May 22...pitched in one game for GCL Twins on rehab assignment, July 11...had rehab assignment transferred to Ft. Myers, July 14-18...assigned to New Britain on injury rehab, August 17-30...reinstated from disabled list, September 11...did not allow a run in seven appearances (5.0 ip), September 12-28.

2006: Began season at Double-A New Britain and recorded his first win May 19 allowing just one run in 7.0 innings...tossed a complete game shutout June 4...averaged 10.05 strikeouts per-9-innings at New Britain...promoted to Rochester, September 3...contract selected, September 19...made Major League debut, becoming the 27th native Minnesotan to play for the Twins, September 21 at Boston...pitched 1.1 scoreless innings and struck out his first batter in debut...ranked second-best prospect in the Twins organization by *Baseball America*, entering the 2007 season.

2005: Disabled with sprained left wrist, April 15-22...was 1-0, 1.13 (16.0 ip, 2 er) in four starts, April 22-May 9...season-high 14 strikeouts, June 11 at Lakeland...Twins' Minor League Pitcher of the Week, June 11-17...season-high 9.0 innings and six-hit shutout, June 16 vs. Clearwater...promoted to New Britain, June 23...allowed three earned runs-or-less in five consecutive starts, going 1-1, 3.38 (26.2 ip, 10 er), June 24-July 15...pitched for Grand Canyon in the Arizona Fall League...ranked fourth-best prospect in the Twins organization by *Baseball America*, entering the 2006 season.

2004: Began season at Elizabethton...was 1-0, 2.25 (12.0 ip, 3 er) in three starts, July 6-17...promoted to Quad Cities, July 21...was 2-0, 1.30 (34.2 ip, 5 er) in six starts, August 8-September 4...season-high 7.0 innings, August 19 at Ft. Wayne.

PROFESSIONAL: Signed by scout Mark Wilson.

PERKINS' GAME HIGHS

2010

IP: 4.2, 8/11 at CWS.
 SO: 3, 2x, last 9/28 at K.C.
 Win-Streak: 1, 9/21

Walks: 2, 8/11 at CWS.
 CG: --
 Low-Hit: --



CAREER

IP: 8.0, 6x, last 4/19/09 vs. LAA. Walks: 4, 5/13/09 vs. Det.
 SO: 7, 6/30/08 vs. Det. CG: --
 Win-Streak: 5, 2x, last 7/29-8/27/08 Low-Hit: --

PERKINS' PITCHING RECORD

YEAR	CLUB	W-L	ERA	G	GS	CG	SH	SV	IP	H	R	ER	HR	HB	BB	SO	WP	BK	BAA
2004	Elizabethhton	1- 0	2.25	3	3	0	0	0	12.0	8	3	3	0	0	4	22	0	0	.186
	Ft. Myers	2- 1	1.30	9	9	0	0	0	48.1	33	9	7	2	3	12	49	0	0	.205
2005	Ft. Myers	3- 2	2.13	10	9	2	1	0	55.0	41	14	13	2	1	13	66	2	0	.205
	New Britain	4- 4	4.90	14	14	0	0	0	79.0	80	45	43	4	8	35	67	3	1	.263
2006	New Britain	4-11	3.91	23	23	2	1	0	117.1	109	60	51	11	6	45	131	3	1	.243
	Rochester	0- 1	2.08	1	1	0	0	0	4.1	6	1	1	0	0	5	3	0	0	.333
	MINNESOTA	0- 0	1.59	4	0	0	0	0	5.2	3	1	1	0	0	0	6	0	0	.150
2007	Rochester	0- 0	1.50	1	1	0	0	0	6.0	2	1	1	1	0	1	2	0	0	.105
	MINNESOTA	0- 0	3.14	19	0	0	0	0	28.2	23	10	10	2	2	12	20	2	0	.232
	New Britain	0- 2	11.05	3	3	0	0	0	7.1	11	9	9	4	0	7	7	2	0	.344
2008	Ft. Myers	0- 0	27.00	1	1	0	0	0	1.0	3	3	3	1	0	0	0	1	0	.500
	GCL Twins	0- 0	1.80	3	3	0	0	0	5.0	3	1	1	0	0	1	2	6	1	.167
	Rochester	2- 1	2.97	7	6	1	1	0	33.1	28	15	11	2	1	19	27	1	1	.220
2009	MINNESOTA	12- 4	4.41	26	26	0	0	0	151.0	183	81	74	25	3	39	74	2	1	.301
	MINNESOTA	6- 7	5.89	18	17	0	0	0	96.1	120	64	63	13	1	23	45	2	1	.304
2010	Ft. Myers	1- 0	2.45	2	2	1	1	0	11.0	8	5	3	2	0	1	9	0	0	.195
	GCL Twins	0- 0	0.00	1	1	0	0	0	1.0	0	0	0	0	0	0	0	0	0	.000
	Rochester	4- 9	5.81	26	24	0	0	0	124.0	160	91	80	14	5	36	98	1	1	.309
	MINNESOTA	1- 1	5.82	13	1	0	0	0	21.2	29	16	14	3	4	5	14	0	0	.337
Minor League Totals		21-31	4.03	104	100	6	4	0	504.2	492	257	226	43	25	180	487	14	4	254
Major League Totals		19-12	4.81	80	44	0	0	0	303.1	358	172	162	43	10	79	159	6	2	296

PERKINS' FIELDING RECORD

POSITION	PCT	G	PO	A	E	TC	DP	PB
Pitcher	.963	80	6	46	2	54	3	—

PERKINS' BATTING RECORD

BATTING	AVG	AB	R	H	2B	3B	HR	RBI	SH	SF	HB	BB	SO	SB	CS	OBP
Career	.000	4	0	0	0	0	0	0	3	0	0	0	4	0	0	.000

Last Home Run: None.

PERKINS' DIVISION SERIES RECORD

YEAR	OPPONENT	W-L	ERA	G	GS	CG	SH	SV	IP	H	R	ER	HR	HB	BB	SO	WP	BK	BAA
2006	Oakland	0- 0	0.00	1	0	0	0	0	0.1	2	0	0	0	0	0	0	0	0	.667

TWINS' BIRTHPLACES

STATES:

Alabama, 13	Hawaii, 0	Massachusetts, 12	New Mexico, 0	South Dakota, 5
Alaska, 0	Idaho, 3	Michigan, 20	New York, 29	Tennessee, 9
Arizona, 4	Illinois, 34	Minnesota, 27	North Carolina, 14	Texas, 29
Arkansas, 3	Indiana, 6	Mississippi, 5	North Dakota, 1	Utah, 1
California, 123	Iowa, 11	Missouri, 14	Ohio, 32	Vermont, 3
Colorado, 3	Kansas, 7	Montana, 1	Oklahoma, 6	Virginia, 13
Connecticut, 6	Kentucky, 5	Nebraska, 3	Oregon, 4	Washington, 6
Delaware, 1	Louisiana, 10	Nevada, 1	Pennsylvania, 23	West Virginia, 2
Florida, 22	Maine, 1	New Hampshire, 2	Rhode Island, 1	Wisconsin, 11
Georgia, 9	Maryland, 8	New Jersey, 18	South Carolina, 4	Wyoming, 1

OTHER:

Australia, 6	Quebec, 1	District of Columbia, 1	Jamaica, 1	Puerto Rico, 16
Canada	Ontario, 1	Dominican Rep., 16	Mexico, 5	Spain, 1
British Columbia, 2	Columbia, 1	France, 1	Nicaragua, 1	Venezuela, 16
Manitoba, 1	Cuba, 16	Holland, 1	Panama, 2	Virgin Islands, 2
Nova Scotia, 1	Czechoslovakia, 1	Italy, 1	Panama Canal Zone, 1	

TREVOR PLOUFFE

24

INFIELDER

Height: 6-2

Bats: R

Born: 6/15/86 in West Hills, CA

Resides: Porter Ranch, CA

Acquired: 1st round (20th overall), 2004 First-Year Player Draft

M.L. Service: 58 days

Contract Status: Signed thru 2011

Weight: 200

Throws: R

Opening Day Age: 24



PERSONAL: Trevor Patrick Plouffe (pronounced ploof)...2004 graduate of Crespi Carmelite (CA) High School...named 2004 *Collegiate Baseball News* High School All-American and *USA Today* All-American.

2010:

- Started the season with Triple-A Rochester and played in 39 games for the Red Wings before being recalled, May 21.
- Played in his first Major League game, starting at shortstop, May 21 vs. Milwaukee...went 2-for-5 in that game with a double, a run scored and two rbi...singled off Dave Bush for first Major League hit.
- Played in three games for the Twins (all in the Milwaukee series, May 21-23) before being optioned to Rochester, May 25.
- Recalled, June 11...played in four games before being optioned, June 19.
- Hit seven home runs with 15 rbi in 93 at-bats for the Red Wings in July...recalled, July 30.
- Hit his first career home run (off Fausto Carmona), August 7 at Cleveland...optioned to Rochester, August 10.
- Recalled, September 1...finished his season at Rochester batting .244 (98-for-402) with 22 doubles, four triples, 15 home runs and 49 rbi in 102 games for the Red Wings...hit .295 (46-for-156) with runners on base.
- Appeared in 12 games for the Twins in September, being used almost exclusively as a pinch-runner.
- Hit his second career Major League home run, October 1 vs. Toronto...finished the season with 17 home runs between Rochester and Minnesota.
- Named to minorleaguebaseball.com's 2010 Twins organizational All-Star team.

2009: Spent entire season at Triple-A Rochester...was the youngest member of the Red Wings Opening Day roster...hit a home run in his first game, April 9 at Syracuse...hit a first inning grand slam, May 24 at Norwich...had two-run walk-off home run, June 2 vs. Gwinnett...went 4-for-4 with a double and a home run, August 29 vs. Buffalo...collected four three-hit games on the season, May 8 vs. Charlotte, June 17 at Columbus, July 6 vs. Buffalo, and August 2 vs. LeHigh Valley...hit .314 (27-for-86) with 12 rbi and 18 runs scored in 27 games in August...batted .538 (7-for-13) with the bases loaded...his 10 home runs were the most he had in a season since 2005, when he hit 13 for Beloit...played 118 games for the Red Wings, including 112 at shortstop...led all International League shortstops in total chances (542), putouts (86), errors (26) and double plays (84).

2008: Began season at Double-A New Britain...recorded first four-hit game of season, April 12 at Portland, driving in four and scoring three runs...had four straight multi-hit games, April 20-23...hit safely in eight straight games, April 26-May 4...promoted to Rochester, June 13...hit .440 (11-for-25) with seven rbi, four doubles and seven runs scored, July 20-28...finished with 20 multi-hit games for the Red Wings...played 32 games at third base, 20 games at second base and 12 games at shortstop for Rochester...hit .307 (39-for-127) off lefties between Double-A and Triple-A...ranked 10th-best prospect in Twins organization by *Baseball America*, entering the 2009 season.

2007: Spent entire season at Double-A New Britain...four-hit game, April 26 vs. Portland...finished April hitting .310 in 14 games...named Twins' Minor League Player of the Week, April 27-May 3, hitting .476 (10-for-21) with two doubles, two home runs and five rbi...second four-hit game of season, May 28 at Harrisburg and earned Eastern League Player of the Week, May 28-June 3, while hitting .441 (15-for-34) with five doubles, one home run, eight runs and six rbi...hit safely in nine straight games, May 31-June 8...hit safely in 12 straight games, June 18-28...hit .325 (38-for-117) with four home runs, 15 rbi, five doubles, two triples and 17 runs scored in 28 June games...hit .310 (31-for-100) with 18 runs scored in 27 July games...finished with 11 games of three-or-more hits...was second on club in hits (136) and third in league in doubles (37)...participated in the Arizona Fall League, hitting .280 (14-for-50) in 15 games for the Phoenix Desert Dogs...was tied for 11th in all of the minors with 15 sacrifice hits...ranked 10th-best prospect in the Twins organization by *Baseball America*, entering the 2008 season.

2006: Spent the entire season at Single-A Ft. Myers and hit safely in nine of his first 11 games, including a three-hit game, April 10 at Tampa...had nine-game hit-streak from June 11-26, including his first home run June 20 vs. Lakeland...hit safely in 13 of 14 games from August 4-17, batting .356 (21-for-59) with seven multi-hit games...hit in seven straight from August 22-28 with two home runs and five rbi...hit .304 (33-for-115) with 13 rbi and 20 runs scored in 30 August games...led club in doubles (26) and was third in hits (112) and runs scored (60).

2005: Spent entire season at Single-A Beloit...hit first home run, April 10 vs. Quad Cities...hit safely in nine straight games, June 9-17, batting .382 (13-for-34) with two home runs, six rbi and five runs scored...first four-hit game, July 4 at Wisconsin...four straight multi-hit games, July 14-17, including two three-hit games...hit four home runs in a six-game span, July 30-August 4...finished with 15 multi-rbi games...ranked second on club in home runs (13), third in runs scored (58) and games (127) and fourth in hits (104)...ranked 12th best prospect in the Midwest League by *Baseball America*...ranked ninth-best prospect in the Twins organization by *Baseball America*, entering the 2006 season.

2004: Played 60 games with the Elizabethton Twins and hit safely in 48 of those 60...had three-hit game, June 26 vs. Princeton with one home run and two rbi...had nine-game hit-streak, July 31-August 9, including a four-hit game on August 4 vs. Danville...hit safely in 13 of his last 14 games played, including a four-hit game on the last day of the season, August 29 at Princeton...was second on club in hits (67)...ranked sixth-best prospect in Appalachian League by *Baseball America*.

PROFESSIONAL: Signed by scout Bill Mele.

PLOUFFE'S GAME HIGHS

2010

Hits: 2, 5/21 vs. Mil.
RBI: 2, 5/21 vs. Mil.
Grand Slams: --

HR: 1, 2x, last 10/1 vs. Tor.
Hit-Streak: 2, 10/1-10/3



CAREER

Hits: 2, 5/21/10 vs. Mil.
RBI: 2, 5/21/10 vs. Mil.
Grand Slams: --

HR: 1, 2x, last 10/1/10 vs. Tor.
Hit-Streak: 2, 10/1-/3/10

PLOUFFE'S PLAYING RECORD

YEAR	CLUB	AVG	G	AB	R	H	2B	3B	HR	RBI	SH	SF	HB	BB	SO	SB	CS	E	OBP
2004	Elizabethton	.283	60	237	28	67	7	2	4	29	2	3	3	19	34	2	1	6	.340
2005	Beloit	.223	127	466	58	104	18	0	13	60	5	7	4	50	78	8	4	35	.300
2006	Ft. Myers	.246	125	455	60	112	26	4	4	45	2	5	4	58	93	8	5	29	.333
2007	New Britain	.274	126	497	75	136	37	2	9	50	15	3	2	38	89	12	7	32	.326
2008	New Britain	.269	58	227	32	61	17	3	3	21	3	0	3	16	43	4	2	7	.325
	Rochester	.256	66	250	34	64	17	3	6	39	5	3	0	14	47	1	1	11	.292
2009	Rochester	.260	118	430	53	112	23	5	10	60	4	7	2	34	68	3	6	26	.313
2010	Rochester	.244	102	402	53	98	22	4	15	49	8	2	6	27	90	5	5	12	.300
	MINNESOTA	.146	22	41	7	6	1	0	2	6	2	1	0	0	14	0	0	1	.143
Minor League Totals		.254	782	2964	394	754	167	23	64	352	44	30	24	256	542	43	31	158	.316
Major League Totals		.146	22	41	7	6	1	0	2	6	2	1	0	0	14	0	0	1	.143

PLOUFFE'S FIELDING RECORD

POSITION	PCT	G	PO	A	E	TC	DP	PB
Second Base	1.000	2	2	4	0	6	1	—
Shortstop	.971	9	13	20	1	34	5	—
Totals	.975	11	15	24	1	42	6	—

TWINS LEADERS

GAMES PLAYED BY ROOKIES IN 2010

1. Danny Valencia 85	6. Wilson Ramos 7
2. Drew Butera 49	7. Anthony Slama 5
3. Alex Burnett 41	8. Luke Hughes 2
4. Trevor Plouffe 22	9. Rob Delaney 1
5. Jeff Manship 13	Matt Fox
Ben Revere	

TWINS ROOKIES USED

YEAR	ROOKIES	POS.	PITCHERS
2010:	11	6	5
2009:	10	2	8
2008:	14	7	7
2007:	15	8	7
2006:	11	4	7
2005:	11	5	6
2004:	13	8	5
2003:	12	8	4
2002:	12	7	5
2001:	14	7	7
2000:	16	9	7
1999:	17	8	9

PRONUNCIATION GUIDE

BROMBERG BRAHM-berg
 CASILLA cuh-SEE-ya
 CUDDYER cuh-DIE-er
 DUENSING DONE-sing
 DUMATRAIT DOO-mah-tray
 QUERRA GAIR-ah
 HOEY HO-ee
 KUBEL Koobel
 LEHMANN LAY-men
 MAUER MAW-er
 MIJARES mee-HAR-ess
 MORNEAU MORE-no

NISHIOKA nee-SHEE-oh-ka
 NESHEK NEE-sheck
 PAVANO pah-VAH-no
 PLOUFFE ploof
 SLAMA SLAM-uh
 STELMASZEK Stel-MAY-sek
 THOME TOW-mee
 TOLBERT TOLE-bert
 TOSONI tuh-SO-nee
 ULLGER ULL-ger
 VAVRA vah-vrah
 WALDRUP WALL-drup

DANNY RAMS

CATCHER

79

Height: 6-2
 Bats: R
 Born: 12/19/88 in Miami, FL
 Resides: Miami, FL
 Acquired: 2nd round, 2007 First-Year Player Draft
 M.L. Service: None
 Contract Status: Signed thru 2011



PERSONAL: Daniel Rams...2007 graduate of Gulliver Preparatory High School (FL)...selected to the Aflac All-American Baseball Classic team in 2006.

2010:

- Began the season with Single-A Beloit, splitting time between catcher and first base for the Snappers.
- Played 19 games for Beloit before being promoted to Double-A New Britain, May 5...played four games for the Rock Cats, recording one hit in 14 at-bats before being transferred back to Beloit, May 13.
- Hit safely in 16 consecutive games, July 18-August 8...drove in 16 runs during the streak.
- Hit five home runs with 17 rbi in 22 June games and five home runs with 21 rbi in 22 July games...batted .303 (27-for-89) with four home runs and 15 rbi in 25 August games.
- 10 of his 16 home runs and 43 of his 68 rbi came after the All-Star break.
- Named to minorleaguebaseball.com's 2010 Twins organizational All-Star team.

2009: Began season at Single-A Ft. Myers and played in five games...transferred to Elizabethton, May 22...batted .355 (22-for-62) with six home runs and 23 rbi in 16 games with E-Town...batted .429 (15-for-35) with four home runs and 18 rbi in his first nine of those games, including back-to-back four-rbi games, June 28 vs. Pulaski and June 29 vs. Bristol...had two-homer game, June 29 vs. Bristol...promoted to Beloit, July 11...homed in consecutive games, July 15 and 16 at Burlington and July 28 and 29 at Cedar Rapids...had six three-hit games on the season.

2008: Spent entire season at Rookie-Level Elizabethton...went 2-for-5 with a home run and six rbi in his first game, June 17 vs. Bluefield...had two-homer game, July 30 at Greeneville...played 22 games at catcher, seven at first base and 13 as the designated hitter for the E-Town Twins.

2007: Spent the entire season with the GCL Twins...went 4-for-4 with four rbi, July 20 vs. the GCL Pirates...doubled in four consecutive games, August 2-6...batted .297 (22-for-74) vs. right-handers and .130 (3-for-23) vs. lefties.

PROFESSIONAL: Signed by scout Hector Otero.

RAMS' PLAYING RECORD

YEAR	CLUB	AVG	G	AB	R	H	2B	3B	HR	RBI	SH	SF	HB	BB	SO	SB	CS	E	OBP
2007	GCL Twins	.258	27	97	13	25	8	1	0	13	0	1	3	5	22	0	0	2	.311
2008	Elizabethton	.228	41	149	21	34	8	3	5	24	0	1	1	15	71	0	0	2	.301
2009	Elizabethton	.355	16	62	19	22	7	1	6	23	0	0	2	8	22	0	0	1	.444
	Ft. Myers	.308	5	13	2	4	2	0	0	3	0	0	0	1	3	0	0	0	.357
	Beloit	.229	48	175	24	40	14	0	7	23	0	0	2	18	77	0	0	9	.308
2010	Beloit	.243	110	407	52	99	28	4	16	68	1	2	9	31	145	1	0	10	.310
	New Britain	.071	4	14	0	1	1	0	0	1	0	0	0	0	9	0	0	0	.071
Minor League Totals		.245	251	917	131	225	68	9	34	155	1	4	17	78	349	1	0	24	.315

TEN-OR-MORE YEARS WITH TWINS

PLAYER

YEARS

Tony Oliva 15 (1962-76)
 Harmon Killebrew 14 (1961-74)
 Kent Hrbek 14 (1981-94)
 Jim Kaat 13 (1961-73)
 Randy Bush 12 (1982-93)
 Rod Carew 12 (1967-78)
 Kirby Puckett 12 (1984-95)
 Brad Radke 12 (1995-06)
 Eddie Guardado 12 (1993-03, '08)
 Rick Aguilera 11 (1989-99)

PLAYER

YEARS

Bert Blyleven 11 (1970-76, '85-88)
 Denny Hocking 11 (1993-03)
 Bob Allison 10 (1961-70)
 Greg Gagne 10 (1983-92)
 Gary Gaetti 10 (1981-90)
 Torii Hunter 10 (1998-2007)
 Jim Perry 10 (1963-72)
 Rich Reese 10 (1964-73)
 Roy Smalley 10 (1976-82, '85-87)

JASON REPKO

OUTFIELDER

Height: 5-11

Bats: R

Born: 12/27/80 in East Chicago, IN

Resides: West Richland, WA

Acquired: Signed as free agent, 4/5/10

M.L. Service: 3 years, 168 days

Contract Status: Signed thru 2011

Weight: 198

Throws: R

Opening Day Age: 30



PERSONAL: Jason Edward Repko...wife Traci...son Tyler Jason (2/21/08) and daughter Averi Faith (9/7/10)...1999 graduate of Hanford (WA) High School, where he batted .581 (43-for-74) with 18 home runs and 47 rbi in 20 games...passed up a scholarship to San Diego State University to sign with the Dodgers...devoted time and effort in the Los Angeles community, starting Repko's Dream Team in 2007, a program allowing him to host local youngsters from the AL County Department of Children and Family Services.

2010:

- Released by the Los Angeles Dodgers, April 2...signed with Triple-A Rochester, April 5...Twins are his second professional organization.
- Started the season with Triple-A Rochester...hit his first home run, April 19 vs. Pawtucket...finished April batting .345 (19-for-55) in 16 games...recorded two four-hit games for the Red Wings, going 4-for-5 with a home run and three rbi, May 14 vs. Louisville and reaching base six time going 4-for-4 with two walks and four rbi, May 20 vs. Syracuse.
- Batted .232 (13-for-56) vs. left-handed pitching and .297 (51-for-172) vs. righties...played 60 games for the Red Wings, 58 in center field and one in right field...had his contract selected by Minnesota, June 24.
- Batted .325 (13-for-40) with six doubles, three home runs, six rbi and 10 runs scored, July 24-August 8, helping the Twins go 9-1 during that time...hit his first home run with the Twins (off David Hernandez), July 25 at Baltimore.
- Was used as Minnesota's fourth outfielder and played in 52 games in the field, making 31 starts (22 in right field, six in center field and three in left field).
- Did not make an error (92 total chances)...recorded five outfield assists: June 27 at New York (NL) in his first game with Minnesota, September 2 vs. Detroit, September 3 vs. Texas (ninth inning of a 4-3 game), September 17 vs. Oakland and September 18 vs. Oakland.
- Became one of just five players in Twins history to record at least five outfield assists in fewer than 50 games played.

2009: Started the season with Triple-A Albuquerque playing mostly in right field to start the season then moved to center field for most of August...homed in his first two games and three times in his first five games...hit safely in 16 straight, April 30-May 29, including three, two-hit games and three, three-hit games during that span...batted .381 (24-for-63) with three home runs and 13 rbi in 16 games in May...batted .358 (34-for-95) in 29 games in August...batted .298 (37-for-124) vs. left-handed pitching...went 24-for-31 in stolen base attempts...recalled by the Dodgers, September 1 and played in 10 games, going 0-for-5 and was primarily used as a pinch-runner and defensive replacement.

2008: Started the season with Triple-A Las Vegas...recalled by Los Angeles Dodgers, June 30 replacing Juan Pierre who was placed on the 15-day disabled list...appeared in four games (one start) and was optioned back to Las Vegas, July 4 when Arnaud Jones returned from the 15-day disabled list...posted a 14-game hitting streak, June 1-15, batting .417 (25-for-60) during that span...earned the Dodger Pride Award for Las Vegas in August, after hitting .312 (29-for-93) with four homers and 11 rbi in 26 games...hit .356 (42-for-118) against lefties at Vegas and .258 (88-for-341) off righties...hit three first-inning leadoff homers: April 27 vs. Portland, June 14 at Salt Lake, and July 25 vs. Omaha...led Las Vegas in runs (89) and steals (20)...recalled on September 1 and was primarily used as a pinch-runner, pinch-hitter and defensive replacement for the Dodgers.

2007: Missed the entire season after suffering a torn left hamstring while attempting to catch a fly ball, March 22 during Spring Training...was batting .333 (9-for-27) with .419 on-base percentage, .519 slugging percentage, and one homer at the time of the injury...underwent surgery, March 28 to reattach his hamstring tendons.

2006: Began the season as the Dodger's fourth outfielder until going down with a severely sprained left ankle on May 9 against Houston...was injured crashing into the center field wall in an attempt to rob a home run...hit his first home run, April 10 at Pittsburgh and tied a career-high with four rbi...first career multi-steal game, May 6 vs. Milwaukee, stealing second and third as a pinch-runner...placed on the 15-day disabled list, May 11 and came off July 24, missing 67 games...was batting .304 (21-for-69) with three home runs, 12 rbi and eight stolen bases in 25 games at the time of the injury...played 40 games in center field, 13 in left field and 13 in right...underwent a surgical procedure to address plantar fasciitis in his foot, October 20.

2005: Made the Dodgers Opening Day roster for the first time in his career...optioned to Triple-A Las Vegas...recalled, June 3 and was on the Dodgers roster for the rest of the season...made his Major League debut, April 6 at San Francisco, with his first hit being an rbi-single in the sixth inning, but the rbi was removed when it was ruled that Cesar Izturis had missed third base...first Major League home run, April 10 at Arizona off Oscar Villarreal...homed in his first at-bat at Dodger Stadium, April 12 vs. San Francisco...hit .304 (24-for-79) with 12 rbi in the month of July...tripled twice on September 26 vs. Pittsburgh, marking the first time a Dodger had accomplished that feat since Eric Anthony did it, May 18, 1997...played 58 games in center field, 24 in left field and 42 in right field for the Dodgers...ranked ninth among National League rookies in stolen bases (five) and tied for fourth in both triples (three) and outfield assists (seven).

2004: Started the season with Double-A Jacksonville...transferred to Triple-A Las Vegas and became their regular center fielder...combined to bat .303 with 13 homers, six triples, 37 doubles, 60 rbi and 81 runs scored in 121 games between Jacksonville and Las Vegas...the 37 doubles led the entire minor leagues...played in the Arizona Fall League with the Scottsdale Scorpions and tied for the league lead with eight homers in addition to batting .291...he was named the right fielder on the AFL's All-Prospect team.

2003: Spent the entire season with Double-A Jacksonville...batted .240 with 10 home runs, 14 doubles, five triples, 62 runs scored, 23 rbi and 21 stolen bases...played 72 games in left field, 39 in center field and two in right for the Suns.

2002: Played in 120 games for Single-A Vero Beach, mostly in center field after three minor league seasons as a shortstop...was selected to play in the Florida State League All-Star Game during a season in which he batted .282 with 29 doubles, 29 stolen bases, nine home runs, 53 rbi and 73 runs scored.


2001: Entered the season ranked as the Dodgers fourth-best prospect by *Baseball America*...played through a back injury for a majority of the season while playing in 88 games for Single-A Wilmington...the injury stemmed from a broken vertebrae on the right side of his back in 2000...doctors told him to play as hard as possible and dive as much as possible in order to break the vertebrae on the opposite side (left) of his back, which he did.

2000: Suffered a torn hamstring during extended Spring Training and was limited to just eight games for Single-A Yakima.

1999: Started his professional career with Rookie-level Great Falls, and was named a Pioneer League All-Star...tied for league lead with nine triples, which was also second-best among all short-season minor leaguers...led Great Falls in batting average (.304), home runs (eight) and rbi (32).

PROFESSIONAL: Los Angeles Dodgers first round (37th overall) supplemental pick in the June, 1999 First-Year Player Draft...signed by scout Hank Jones.

REPKO'S GAME HIGHS

2010			CAREER	
Hits: 3, 7/28 at K.C.	HR: 1, 3x, last 8/5 at T.B.		Hits: 4, 7/7/05 at Col.	HR: 1, 14x, last 8/5/10 at T.B.
RBI: 1, 9x, last 9/20 vs. Cle.	Hit-Strike: 6, 7/24-8/1	RBI: 4, 2x, last 4/10/06 at Pit.	Hit-Strike: 6, 7/24-8/1/10	
Grand Slams: --		Grand Slams: --		

REPKO'S PLAYING RECORD

YEAR	CLUB	AVG	G	AB	R	H	2B	3B	HR	RBI	SH	SF	HB	BB	SO	SB	CS	E	OBP
1999	Great Falls	.304	49	207	51	63	9	9	8	32	1	1	3	21	43	12	5	38	.375
2000	Yakima	.294	8	17	3	5	2	0	0	1	0	0	0	1	7	0	0	3	.333
2001	Wilmington	.220	88	337	36	74	17	4	4	32	6	3	3	15	68	17	8	26	.257
2002	Vero Beach	.272	120	470	73	128	29	5	9	53	8	2	8	25	92	29	13	7	.319
2003	Jacksonville	.240	119	416	62	100	14	5	10	23	9	3	6	42	89	21	8	5	.317
2004	Jacksonville	.291	46	189	26	55	11	2	6	19	2	1	2	13	43	10	5	3	.341
	Las Vegas	.311	75	302	55	94	26	4	7	41	2	1	3	18	57	13	5	2	.355
2005	Las Vegas	.387	8	31	6	12	0	0	3	6	1	0	0	4	1	0	0	0	.387
	LOS ANGELES (NL)	.221	129	276	43	61	15	3	8	30	2	0	7	16	80	5	0	6	.281
2006	Las Vegas	.276	9	29	2	8	2	0	0	2	0	0	2	3	6	1	0	1	.382
	LOS ANGELES (NL)	.254	69	130	21	33	5	1	3	16	2	0	3	15	24	10	4	2	.345
2007	LOS ANGELES (NL)	INJURED - DID NOT PLAY																	
2008	Las Vegas	.283	121	459	89	130	26	7	12	50	4	4	18	50	108	20	6	3	.373
	LOS ANGELES (NL)	.167	22	18	0	3	1	0	0	0	0	0	0	2	9	1	0	0	.250
2009	Albuquerque	.277	110	393	70	109	20	4	16	47	2	5	5	28	81	24	7	1	.329
	LOS ANGELES (NL)	.000	10	5	1	0	0	0	0	1	0	1	1	0	2	1	0	0	.143
2010	Rochester	.281	60	228	38	64	8	2	6	28	2	1	2	30	49	10	3	0	.368
	MINNESOTA	.228	58	127	19	29	6	0	3	9	1	0	5	13	38	3	2	0	.324
Minor League Totals		.274	813	3078	511	842	164	42	81	334	37	21	52	246	647	158	60	89	.336
American League Totals		.228	58	127	19	29	6	0	3	9	1	0	5	13	38	3	2	0	.324
National League Totals		.226	230	429	65	97	21	4	11	47	4	1	11	33	115	17	4	8	.305
Major League Totals		.227	288	556	84	126	27	4	14	56	5	1	16	46	153	20	6	8	.304

REPKO'S FIELDING RECORD

POSITION	PCT	G	PO	A	E	TC	DP	PB
Outfield	.979	254	360	16	8	384	6	—

REPKO'S DIVISION SERIES RECORD

YEAR	OPPONENT	AVG	G	AB	R	H	2B	3B	HR	RBI	SH	SF	HB	BB	SO	SB	CS	E	OBP
2006	New York (NL)	.000	1	0	0	0	0	0	0	0	0	0	0	0	0	0	0	0	.000
2010	New York (AL)	.000	1	0	0	0	0	0	0	0	0	0	0	0	0	0	0	0	.000
Division Series Totals		.000	2	0	0	0	0	0	0	0	0	0	0	0	0	0	0	0	.000

AMERICAN LEAGUE TEAM FIELDING LEADERS

TEAM ERRORS SINCE 2001

1. Minnesota Twins 913
2. Seattle Mariners 917
3. Toronto Blue Jays 960
4. New York Yankees 974
5. Boston Red Sox 982

TEAM ERRORS IN 2010

1. New York Yankees 69
2. Minnesota Twins 78
3. Tampa Bay Rays 85
4. Toronto Blue Jays 92
5. Oakland Athletics 99

BEN REVERE

OUTFIELDER

Height: 5-9

Bats: L

Born: 5/3/88 in Atlanta, GA

Resides: Lexington, KY

Acquired: 1st round (28th overall), 2007 First-Year Player Draft

M.L. Service: 29 days

Contract Status: Signed thru 2011

Weight: 170

Throws: R

Opening Day Age: 22



PERSONAL: Ben Daniel Revere...2007 graduate of Lexington Catholic (KY) High School...named 2006-2007 Gatorade Kentucky Baseball Player of the Year, 2007 Mr. Baseball for Kentucky and named to the *USA Today* All-USA Today high school baseball team his senior season...led Lexington Catholic to the state title and named MVP his junior year (2006).

2010:

- Started the season with Double-A New Britain...batted .336 (40-for-119) with 12 stolen bases, 15 rbi and 15 runs scored in 30 games in May.
- Named Twins Minor League Player of the Week, for the week ending May 28, batting .394 (13-for-33) with two doubles, two rbi and four runs scored in eight games for the Rock Cats.
- Was named Eastern League Player of the Week, May 23...he batted .538 (14-for-26) with two doubles, one triple, four runs scored, three rbi, five walks and five stolen bases while posting a .692 slugging percentage in six games...he also added three, three-hit games.
- Named Twins Minor League Player of the Month for May, after hitting .336 (40-for-119) with six doubles, one home run, 15 rbi, 15 runs and 13 walks in 30 games.
- Collected four four-hit games: May 2 at Portland, May 27 vs. New Hampshire, July 30 at Bowie and August 28 vs. Bowie.
- Selected to the Eastern League mid-season and post-season All-Star teams...appeared in the mid-season All-Star game as a reserve, playing center field, going 0-for-2 with one rbi.
- Played in the XM All-Star Future's game in Los Angeles (AL), July 11...entered the game as a pinch-hitter for the U.S. team, going 0-for-3, while also playing right field.
- Placed on the disabled list, August 4, after being struck in the face by a pitch and suffered a broken orbital bone under his right eye.
- Finished third in the Eastern League in batting average and stolen bases.
- Had contract selected by Minnesota, September 5...became the first position player to be recalled straight from Double-A since Alexi Casilla in 2006.
- Made his Major League debut, pinch-hitting for Denard Span, September 7 vs. Kansas City...faced Jesse Chavez and struck out on four pitches...stayed in the game and played center field for 2.0 innings, recording one putout.
- Picked up his first Major League rbi, driving in the Twins first run with a ground out in the fifth inning, September 18 vs. Oakland.
- Singled off Bobby Cramer for first Major League hit, September 19 vs. Oakland...finished the game 2-for-4 with two singles...had begun his career 0-for-9 with a walk until his first hit.
- Appeared in 13 games for the Twins, making six starts (four in center field, one in left field and one in right field).
- Played in the Arizona Fall League with Peoria, batting .295 (33-for-112) with 20 runs scored and a league-leading 13 stolen bases in 28 games...named to AFL's Rising Stars Team.
- Ranked fifth-best prospect, best hitter for average and fastest baserunner in the Twins system by *Baseball America*, entering the 2011 season.
- Named to minorleaguebaseball.com's 2010 Twins organizational All-Star team.

2009: Spent entire season at Single-A Ft. Myers...named Florida State League Player of the Week, May 11...batted .388 (38-for-98) with 10 rbi and 17 runs scored in 26 games in May...hit safely in 88 of 121 games for the Miracle...collected 45 multi-hit games, including 12 three-hit games and stole 45 bases...named to the 2009 Florida State League Postseason All-Star team...played in the 2009 Florida State League All-Star Game...batted .333 (41-for-123) vs. left-handers and .303 (104-for-343) vs. right-handers...did not commit an error all season in 225 total chances in center field and left field...ranked the eighth-best prospect in the Florida State League by *Baseball America*...was the recipient of the Sherry Robertson Award for the second consecutive year, given to the Twins' Minor League Player of the Year...ranked as the best hitter for average, fastest baserunner and fifth-best prospect in the Twins organization by *Baseball America*, entering the 2010 season.

2008: Spent entire season at Single-A Beloit...batted .406 (13-for-32) with six runs scored, two doubles and five stolen bases to earn Twins' Minor League Player of the Week, May 9-16...hit his first professional home run, May 23 vs. Burlington...batted .433 (52-for-120) with 21 runs scored, 18 rbi and 11 doubles to earn Twins' Minor League Player of the Month for May...21 of his first 31 games were multi-hit efforts (April 28-May 31)...had 22-game hitting streak, May 30-July 1...batted .400 (28-for-70) in 18 games in June...hit safely in 71 of 83 games on the season...had 41 multi-hit games, including 16 three-hit games and one four-hit game (July 21 vs. Wisconsin)...batted .397 (29-for-73) vs. left-handers and .375 (100-for-267) vs. right-handers...led the Twins organization in stolen bases...led club in hits, doubles and triples...ranked second in the Midwest League in stolen bases...selected to the Midwest League All-Star team...was named Low Class-A All-Star by *Baseball America*...ranked fourth-best prospect in the Midwest League by *Baseball America*...Midwest League Postseason All-Star...Midwest League Most Valuable Player...Midwest League Prospect of the Year...was the recipient of the Sherry Robertson Award, given to the Twins' Minor League Player of the Year, voted on by the Twin Cities Baseball Writers Association...ranked the second-best prospect in the Twins organization by *Baseball America*, heading into the 2009 season.

2007: Spent his entire first professional season with GCL Twins...batted .310-or-higher in each month (June, July, August)...batted .348 (8-for-23) with four runs scored and six rbi as the Twins' Minor League Player of the Week, August 24-30...played 49 of his 50 games in center field...batted .404 (19-for-47) vs. left-handers and .299 (43-for-144) vs. right-handers...led the league in runs and triples and was second in stolen bases...led the club in batting average and slugging percentage...named to the Gulf Coast League All-Star team...ranked the sixth-best prospect in the Twins organization by *Baseball America*, entering the 2008 season.

PROFESSIONAL: Signed by scout Billy Corrigan.

REVERE'S GAME HIGHS

2010				CAREER			
Hits: 2, 9/19 vs. Oak.	HR: --			Hits: 2, 9/19/10 vs. Oak.	HR: --		
RBI: 1, 2x, last 9-22 vs. Cle.	Hit-Strike: 3, 9/19-24			RBI: 1, 2x, last 9/22/10 vs. Cle.	Hit-Strike: 3, 9/19-24/10		
Grand Slams: --				Grand Slams: --			

REVERE'S PLAYING RECORD

YEAR	CLUB	AVG	G	AB	R	H	2B	3B	HR	RBI	SH	SF	HB	BB	SO	SB	CS	E	OBP
2007	GCL Twins	.325	50	191	46	62	6	10	0	29	2	2	8	13	20	21	9	2	.388
2008	Beloit	.379	83	340	51	129	17	10	1	43	2	0	5	27	31	44	13	10	.433
2009	Ft. Myers	.311	121	466	75	145	13	4	2	48	1	3	7	40	34	45	17	0	.372
2010	New Britain	.305	94	361	44	110	10	4	1	23	2	3	8	32	41	36	13	4	.371
	MINNESOTA	.179	13	28	1	5	0	0	0	2	0	0	0	2	5	0	1	1	.233
Minor League Totals		.328	348	1358	216	446	46	28	4	143	7	8	28	112	126	146	52	16	.389
Major League Totals		.179	13	28	1	5	0	0	0	2	0	0	0	2	5	0	1	1	.233

REVERE'S FIELDING RECORD

POSITION	PCT	G	PO	A	E	TC	DP	PB
Outfield	.947	11	18	0	1	19	0	—

TWINS ARIZONA FALL LEAGUE PARTICIPANTS

1992 Grand Canyon Rex Delanuez Chip Hale Jon Henry Ray Ortiz Derek Parks Scott Ullger (Mgr.)	1993 Tempe Anthony Byrd Mike Durant Sean Gavaghan Denny Hocking Todd Ritchie Bill Wissler Jim Kahmann (Trn.)	1994 Chandler Marty Cordova Gus Gandarillas Brian Raabe Dan Serafini Scott Stahoviak Scott Watkins Gorman Heimueller (Cch.) Rick McWane (Trn.)	1995 Peoria LaTroy Hawkins Matt Lawton Dan Naulty Dan Naulty Jamie Ogden Todd Simons Mitch Walker	1996 Scottsdale Jason Bell J.J. Johnson Jamie Ogden Mark Redman Todd Ritchie Dan Serafini Stu Cliburn (Cch.)
1997 Sun Cities Tom Gourdin Jeff Harris Corey Koskie Chad Moeller Mike Moriarty Brad Niedermaier Dan Perkins Benj Sampson Al Newman (Mgr.)	1998 Phoenix Torii Hunter Mike Lincoln Joe Mays Doug Mientkiewicz A.J. Pierzynski Brent Stentz Lanning Tucker (Trn.)	1999 Grand Canyon Dan Cey Michael Cuddyer David Hooten Matt Kinney Chad Moeller Nate Yeskie Bill Springman (Cch.)	2000 Grand Canyon Bobby Kielty Matt Kinney Matthew LeCroy Kyle Lohse Lee Marshall Ryan Mills Rick Anderson (Cch.) Jeff Carter (Cch.) Dave Pruemer (Trn.)	2001 Grand Canyon Grant Balfour Rob Bowen Michael Cuddyer Peter Fisher Kevin Frederick Matthew LeCroy Michael Restovich
2002 Phoenix Rob Bowen Willie Eyre Brent Hoard Justin Morneau Michael Restovich Brad Thomas John Russell (Mgr.)	2003 Grand Canyon Henry Bonilla Rob Bowen Jake Mauer Pat Neshek Terry Tiffie Brian Wolfe Dave Pruemer (Trn.)	2004 Grand Canyon Scott Baker Jason Bartlett Rob Bowen Jesse Crain J.D. Durbin Janon Kubel Kevin West Jose Marzan (Cch.)	2005 Grand Canyon Ricky Barrett Travis Bowyer Garrett Jones Matt Moses Glen Perkins Denard Span Tony Leo (Trn.)	2006 Mesa Kevin Cameron Doug Deeds Matt Moses Jay Sawatski Errol Simonitsch Kevin Slowe Matt Tolbert David Winfree Larry Benese (Trn.)
2007 Phoenix Nick Blackburn Drew Butera Matt Macri Eduardo Morlan Ryan Mullins Trevor Plouffe Anthony Swarzak Gary Lucas (Cch.)	2008 Phoenix Rob Delaney Tim Lahey Jeff Manship Dustin Martin Anthony Slama Steve Tolleson Danny Valencia Stan Cliburn (Mgr.)	2009 Mesa Alex Burnett Steve Hirschfeld Mike McCardell Chris Parmelee Steve Singleton Spencer Steedley Rene Tosoni Larry Benese (Trn.)	2010 Peoria Joe Benson David Bromberg Carlos Gutierrez Chris Parmelee Ben Revere Tyler Robertson Kyle Waldrop Floyd Rayford (Cch.)	

2011 PLAYERS

RENE RIVERA

CATCHER

Height: 5-10

Bats: R

Born: 7/31/83 in Bayamon, PR

Resides: Bayamon, PR

Acquired: Signed as free agent, 12/16/10


M.L. Service: 1 year, 71 days

Contract Status: Signed thru 2011

Weight: 230

Throws: R

Opening Day Age: 27



32

PERSONAL: Rene Rivera (pronounced ruh-NAY)...2001 graduate from Papa Juan Pablo XXII High School in Bayamon, PR...named the Most Valuable Player of the Excellence Tournament held in Puerto Rico in 2001.

2010:

- Spent the season in the Yankees organization after signing as a minor league free agent, May 21...reported to Triple-A Scranton/Wilkes-Barre.
- Split time between designated hitter and catcher, hitting .303 (10-for-33) with two doubles, one home run and seven rbi as a catcher...hit safely in eight consecutive games, May 27-June 12.
- Transferred to Double-A Trenton, July 5...batted .319 (30-for-94) with 10 doubles, five home runs and 17 rbi in 25 games for the Thunder.
- Collected 10 multi-hit games...had three three-hit games, including going 3-for-6 with two doubles, a home run and four rbi, September 3 at New Britain.
- Batted .368 (14-for-38) with four doubles, three home runs, nine rbi and seven runs scored in 10 August games.
- Played in the Puerto Rican Winter League with Senadores de San Juan, batting .200 (16-for-80) in 25 games.

2009: Spent the season with Triple-A Buffalo after signing as a minor league free agent with New York (NL), November 20, 2008...homed in consecutive games, May 29 and 30 at Durham...hit safely in 13 of 15 games, July 22-August 14...hit five home runs and recorded 16 rbi in 19 August games...played 63 games at catcher for the Bisons and three games at third base...became a free agent, November 9...played in the Puerto Rican Winter League with Lobos de Arecibo, batting .241 (14-for-58) with three doubles, two triples, two home runs, eight rbi and 11 runs scored in 18 games.

2008: Began the season with Double-A Jacksonville, after signing with the Dodgers' organization, November 19, 2007...played in 38 games for the Suns...promoted to Triple-A Las Vegas, June 2...batted .311 (14-for-45) in 16 July games...went 3-for-4 with two home runs, four rbi and three runs scored, August 20 at Colorado Springs...played with Lobos de Arecibo in the Venezuelan Winter League, batting .269 (28-for-104) with 10 doubles, five home runs, 17 rbi and 14 runs scored in 33 games.

2007: Spent the season with Double-A West Tenn...had season-high five rbi, May 21 at Huntsville...had an rbi in six consecutive games, July 12-23...hit safely in nine of his final 12 games.

2006: Spent the season with Seattle...homed in his first at-bat, June 17 at Baltimore...caught two complete games: June 11 (Felix Hernandez) and June 17 (Gil Meche)...went 2-for-3 with a home run and two rbi, July 9 vs. Detroit...recorded his first career stolen base, September 3 at Tampa Bay...ranked third in the Majors and first in the American League with a 3.62 catcher's ERA among catchers with 25-or-more games caught...six of his 15 hits were for extra-bases (four doubles, two home runs).

2005: Began the season at Double-A San Antonio...recalled by Seattle, May 15 but did not appear in a game before being optioned to San Antonio, May 20...recalled May 30...made his first Major League start and singled off Chad Gaudin for first Major League hit, May 31 vs. Toronto...finished the game 3-for-5 with an rbi...hit his first Major League home run (off Woody Williams), June 26 at San Diego...optioned to San Antonio, June 28...played 57 games with the Missions...transferred to Tacoma, August 4...placed on the disabled list with right shoulder tendinitis, August 24-September 3...recalled, September 17 and hit .467 (7-for-15) in six games.

2004: Began the season with Single-A Inland Empire, playing in 107 games before being promoted to Triple-A Tacoma, September 1...recorded six hits in 15 at-bats for the Rainiers...had his contract selected by Seattle, September 15, and appeared in two games for the Mariners...made his first plate appearance, pinch-hitting for Dan Wilson, September 22 at Anaheim...recorded a career-high with 22 doubles...named to the California League All-Star team...played with Carolina in the Puerto Rican Winter League, batting .241 (19-for-79) in 26 games.

2003: Spent the season with Single-A Wisconsin...went 4-for-6 with two home runs, five rbi and three runs scored April 28 at Clinton...batted .314 (22-for-70) with 15 rbi in 19 April games...batted .347 (26-for-75) against left-handed pitching.

2002: Spent the season with Single-A Everett...batted .351 (13-for-37) in 11 June games...hit safely in 36 of 62 games, including 13 multi-hit games...named to the Northwest League post-season All-Star team...played with Carolina in the Puerto Rican Winter League...participated in the Mariners Arizona Instructional League.

2001: Began his professional career with Single-A Everett in the Northwest League, batting .089 (4-for-45) with one double and two home runs...promoted to Single-A Peoria, July 28...batted .338 (24-for-71) in 21 games...played with Carolina in the Puerto Rican Winter League...participated in the Mariners Arizona Instructional League.

PROFESSIONAL: Seattle's 2nd round pick in the June, 2001 First-Year Player Draft...signed by scouts Pedro Grifol and Rafael Santo Domingo.

RIVERA'S GAME HIGHS

2010

Hits: --

HR: --

RBI: --

Hit-Strike: --

Grand Slams: --



CAREER

Hits: 3, 3x, last 9/25/05 at Det.

HR: 1, 3x, last 7/9/06 vs. Det.

RBI: 3, 6/26/05 at S.D.

Hit-Strike: 5, 5/31-6/12/05

Grand Slams: --

RIVERA'S PLAYING RECORD

YEAR	CLUB	AVG	G	AB	R	H	2B	3B	HR	RBI	SH	SF	HB	BB	SO	SB	CS	E	OBP
2001	Everett	.089	15	45	3	4	1	0	2	3	1	1	0	1	19	0	0	1	106
	Peoria	.338	21	71	13	24	4	0	2	12	0	1	1	2	11	0	0	4	360
2002	Everett	.242	62	227	29	55	18	1	1	26	1	3	9	16	38	5	2	7	314
	Wisconsin	.275	116	407	39	112	19	0	9	54	1	5	7	38	81	2	2	11	344
2004	Inland Empire	.235	107	379	41	89	22	1	6	53	4	4	9	28	70	0	1	7	300
	Tacoma	.400	4	15	3	6	1	0	1	1	0	0	0	0	3	0	0	0	400
	SEATTLE	.000	2	3	0	0	0	0	0	0	0	0	0	0	1	0	0	0	0.000
2005	San Antonio	.278	57	212	20	59	14	1	2	21	1	0	1	7	35	1	0	4	305
	Tacoma	.204	14	49	3	10	3	0	1	6	0	0	0	2	12	0	1	0	235
	SEATTLE	.396	16	48	3	19	3	0	1	6	1	0	0	1	11	0	0	3	408
2006	Tacoma	.667	1	3	1	2	1	0	0	0	0	0	0	0	0	0	0	0	667
	SEATTLE	.152	35	99	8	15	4	0	2	4	3	0	1	3	29	1	0	3	184
2007	West Tennessee	.214	91	323	29	69	16	0	5	40	3	2	4	24	86	1	2	6	275
	Jacksonville	.231	38	134	13	31	5	0	5	18	1	1	1	11	32	0	0	3	293
2008	Las Vegas	.271	37	118	12	32	7	0	4	12	0	1	1	11	20	0	1	2	336
	Buffalo	.233	68	240	22	56	14	0	9	30	1	4	2	12	66	0	0	3	271
2010	Trenton	.319	25	94	13	30	10	0	5	17	0	1	1	7	17	0	0	1	369
	Scranton/WB	.250	19	68	3	17	3	0	2	11	0	1	0	1	17	0	0	0	257
Minor League Totals		.250	675	2385	244	596	138	3	54	304	13	24	36	160	508	9	9	53	.304
Major League Totals		.227	53	150	11	34	7	0	3	10	4	0	1	4	41	1	0	6	.252

2011 PLAYERS

RIVERA'S FIELDING RECORD

POSITION	PCT	G	PO	A	E	TC	DP	PB
Catcher	.981	52	293	18	6	317	5	9

TWINS' FIRST MAJOR LEAGUE HITS

PLAYER	DATE	OPPONENT	PITCHER	HIT
Jeff Bailey	7-8-07	at Detroit	Nate Robertson	Home run
Scott Baker	6-26-08	at San Diego	Josh Banks	Single
Nick Blackburn	5-16-08	at Colorado	Ubaldo Jimenez	Single
Matt Brown	5-1-08	Oakland	Dallas Braden	Double
Drew Butera	4-22-10	Cleveland	Mitch Talbot	Single
Matt Capps	4-8-07	at Cincinnati	Todd Coffey	Single
Alexi Casilla	9-29-06	Kansas City	Luke Hudson	Single
Michael Cuddyer	9-23-01	Cleveland	Chuck Finley	Double
Steve Holm	4-6-08	at Milwaukee	Ben Sheets	Double
Justin Huber	6-24-05	at Colorado	Byung-Hyun Kim	Double
Luke Hughes	4-28-10	at Detroit	Max Scherzer	Home run
Chuck James	10-1-05	at Florida	Ismael Valdez	Single
Jason Kubel	9-4-04	Kansas City	Mike Wood	Double
Francisco Liriano	5-19-06	at Milwaukee	Doug Davis	Single
Joe Mauer	4- 5-04	Cleveland	Rafael Betancourt	Single
Justin Morneau	6-10-03	Colorado	Jason Jennings	Single
Joe Nathan	8-16-99	at Montreal	Tony Armas, Jr.	Single
Carl Pavano	5-23-98	Philadelphia	Curt Schilling	Single
Trevor Plouffe	5-21-10	Milwaukee	Dave Bush	Single
Jason Repko	4-6-05	at San Francisco	Jason Christiansen	Single
Ben Revere	9-19-10	Oakland	Bobby Cramer	Single
Rene Rivera	5-31-05	Toronto	Chad Gaudin	Single
Kevin Slowey	6-13-08	at Milwaukee	Dave Bush	Double
Denard Span	4-7-08	at Chicago (AL)	Javier Vazquez	Single
Jim Thome	9-4-91	at Minnesota	Tom Edens	Single
Matt Tolbert	4-2-08	Los Angeles (AL)	Joe Saunders	Single
Danny Valencia	6-3-10	Seattle	Felix Hernandez	Single
Delmon Young	8-29-06	at Chicago (AL)	Freddy Garcia	Home run

List includes non-roster invites

ANTHONY SLAMA

RIGHT-HANDED PITCHER

39

Height: 6-3
 Bats: R
 Born: 1/6/84 in Orange, CA
 Resides: Garden Grove, CA
 Acquired: 39th round, 2006 First-Year Player Draft
 M.L. Service: 24 days
 Contract Status: Signed thru 2011



PERSONAL: Anthony Thomas Slama (pronounced SLAM-uh)...2002 graduate of Master Dei (CA) High School...attended the University of San Diego, majoring in sociology...played two seasons at Santa Ana Community College prior to USD.

2010:

- Started the season with Triple-A Rochester...did not allow a run in 11 consecutive appearances (12.1 ip), April 14-May 1.
- Named to the International League roster for the Triple-A All-Star game, earning the win after working 1.0 scoreless inning, with one strikeout.
- Played in the XM All-Star Future's game and earned the win, tossing 1.0 scoreless inning for the U.S. Team, July 11 at Los Angeles (AL).
- Posted a 1.39 ERA (45.1 ip, 7 er) with 15 saves in April, May and June combined (37 games).
- 42 of his 54 appearances for the Red Wings were scoreless...converted each of his last 13 save opportunities, April 26-July 16.
- Did not allow a run in 14 consecutive appearances (18.1 ip), allowing just seven hits, June 5-July 9.
- Had his contract selected by Minnesota, July 20...Twins optioned Alex Burnett to Triple-A and transferred Clay Condrey to the 60-day DL.
- Made his Major League debut, pitching a scoreless ninth inning with two strikeouts and one hit allowed, July 21 vs. Cleveland.
- Made four more appearances for the Twins, allowing two runs on three hits in 1.0 inning and suffering the loss, July 23 at Baltimore...optioned back to Rochester, August 8, and made five appearances for the Red Wings.
- Recalled August 22, but did not pitch before being optioned to Rochester, August 26.
- Named to minorleaguebaseball.com's 2010 Twins organizational All-Star team.

2009: Began season at Double-A New Britain...converted 14 consecutive save opportunities, May 16-July 10...named Twins' Minor League Pitcher of the Week, July 10, after recording three saves, allowing two runs in 8.0 innings while striking out 12...led Eastern League in saves...named to Eastern League Postseason All-Star team...named 2009 Double-A All-Star by *Baseball America*...promoted to Triple-A Rochester, August 12...earned his first Triple-A save, August 20 at Pawtucket...allowed runs in just two of his 11 appearances with the Red Wings...struck out four batters in 1.0 inning, September 1 at Buffalo...held right-handed batters to a combined .137 (22-for-161) batting average.


2008: Spent entire season at Single-A Ft. Myers...picked up his first save, April 11 vs. Dunedin...led club in ERA and strikeouts...went 0-0 with two saves, eight strikeouts and one hit in 3.1 innings to earn Twins' Minor League Pitcher of the Week, May 23-30...went 1-0, with five saves, 18 strikeouts and an opponent batting average of .193 to earn Twins' Minor League Pitcher of the Month for May...ranked fourth in the Florida State league in saves...selected to the Florida State League All-Star Game...selected to the High Class-A All-Star team by *Baseball America*...Florida State League Postseason All-Star...played for the Phoenix Desert Dogs in the Arizona Fall League...Jim Rantz Award winner for the Twins' Minor League Pitcher of the Year.

2007: Began his professional career at Rookie-Level Elizabethton...made his first professional appearance, June 20 at Kingsport, earning the save with 1.0 scoreless inning of relief, striking out two...went 4-for-4 in save opportunities and allowed two runs on two hits in 7.1 innings at E-Town...transferred to Beloit, July 11...first professional win, July 23 vs. Great Lakes...19 of his 21 appearances with the Snappers were scoreless, including his final 10 games...went 11-for-12 in save opportunities, converting each of his last 11...struck out five batters in 2.0 innings, August 26 at Peoria.

AMATEUR CAREER: Played two seasons at Santa Ana Community College...as a sophomore, he posted a team-leading 2.51 ERA with a record of 4-4 and 48 strikeouts in 46.2 innings...prior to transferring to the University of San Diego...made 25 appearances (two starts) in his junior season, posting a record of 2-0 with a 6.18 ERA.

PROFESSIONAL: Signed by scout John Leavitt.

SLAMA'S GAME HIGHS

2010			CAREER	
IP: 1.1, 8/6 at Cle.	Walks: 2, 2x, last 8/2 at T.B.		IP: 1.1, 8/6/10 at Cle.	Walks: 2, 2x, last 8/2/10 at T.B.
SO: 2, 2x, last 8/6 at Cle.	CG: - -	SO: 2, 2x, last 8/6/10 at Cle.	CG: - -	
Win-Streak: - -	Low-Hit: - -	Win-Streak: - -	Low-Hit: - -	

SLAMA'S PITCHING RECORD

YEAR	CLUB	W-L	ERA	G	GS	CG	SH	SV	IP	H	R	ER	HR	HB	BB	SO	WP	BK	BAA
2007	Elizabethton	0- 0	2.45	6	0	0	0	4	7.1	2	2	2	0	0	1	10	2	0	.091
	Beloit	1- 1	1.48	21	0	0	0	10	24.1	15	4	4	0	1	9	39	3	0	.172
2008	Ft. Myers	4- 1	1.01	51	0	0	0	25	71.0	43	12	8	0	3	24	110	3	0	.173
	New Britain	4- 2	2.48	51	0	0	0	25	65.1	46	18	18	5	2	32	93	3	1	.201
2009	Rochester	0- 2	3.45	11	0	0	0	4	15.2	11	6	6	0	0	8	19	2	0	.212
	Rochester	2- 2	2.20	54	0	0	0	17	65.1	41	16	16	5	1	32	74	2	0	.178
	MINNESOTA	0- 1	7.71	5	0	0	0	0	4.2	6	4	4	1	0	5	5	1	0	.300
Minor League Totals		11- 8	1.95	194	0	0	0	85	249.0	158	58	54	10	7	106	345	15	1	.182
Major League Totals		0- 1	7.71	5	0	0	0	0	4.2	6	4	4	1	0	5	5	1	0	.300

SLAMA'S FIELDING RECORD

POSITION	PCT	G	PO	A	E	TC	DP	PB
Pitcher	.000	5	0	0	0	0	0	—



ANTHONY SLAMA

was the winning pitcher in the 2010 XM Future's Game, pitching 1.0 scoreless inning of relief.

CURRENT TWINS WHO PLAYED IN THE ALL-STAR FUTURES GAME

PLAYER	POSITION	TEAM	YEAR
Michael Cuddyer	Outfield	United States	1999
Luke Hughes	Third Base	World	2008
Jason Kubel	Outfield	United States	2004
Francisco Liriano	Pitcher	World	2002, 2005
Joe Mauer	Catcher	United States	2003
Justin Morneau	First Base	World	2002, 2004
Ben Revere	Outfield	United States	2010
Anthony Slama**	Pitcher	United States	2010
Rene Tosoni*	Outfield	World	2009
Matt Tolbert	Second Base	United States	2007
Delmon Young	Outfield	United States	2004, 2005

* - Earned the game's Most Valuable Player Award

** - Named the game's winning pitcher

ROOKIE QUALIFICATIONS

A player shall be considered a rookie unless, during a previous season, he had (a) exceeded 130 at-bats or 50 innings pitched in the major leagues; or (b) accumulated more than 45 days on the active roster of a Major League club or clubs during the period of 25-man limit (excluding time in military service and time on the disabled list).

KEVIN SLOWEY

RIGHT-HANDED PITCHER

59

Height: 6-3

Bats: R

Born: 5/4/84 in Conroe, TX

Resides: Pittsburgh, PA

Acquired: 2nd round, 2005 First-Year Player Draft

M.L. Service: 3 years, 63 days

Contract Status: Signed thru 2011

Weight: 203

Throws: R

Opening Day Age: 26



PERSONAL: Kevin Michael Slowey...2002 graduate of Upper St. Clair High School...attended Winthrop University where he was named Big South Conference Men's Scholar-Athlete of the Year, American Baseball Association First Team All-American, Second-Team All-American selection by *Collegiate Baseball* and Third Team honoree by *Baseball America* in 2005.

2010:

- Started the season as the Twins' fourth starter...made his first start, allowing one run on seven hits in 5.1 innings with two walks and three strikeouts, earning his first win, April 8 at Los Angeles (AL).
- Started the second regular season game at Target Field, April 14 vs. Boston.
- Earned his second win, allowing one run on five hits in 8.0 innings with no walks and nine strikeouts, April 20 vs. Cleveland.
- Made his only relief appearance of the season, and first since 2007, tossing 2.0 scoreless innings, July 10 at Detroit.
- Finished the first-half with a record of 8-5...was sixth in walks-per-9.0 innings pitched (1.76) and ninth in the AL in strikeouts-per-walk (3.58), among pitchers with a minimum of 90.0 ip.
- Pitched 8.0 shutout innings, with no walks and five strikeouts, recording his 10th victory of the season, July 31 vs. Seattle.
- Missed a start in early August and was pushed back in the rotation five days due to right elbow soreness.
- Pitched 7.0 no-hit innings, with three walks and one hit-batter, August 15 vs. Oakland...he became the first pitcher to be removed from a game in the eighth inning-or-later with a no-hitter intact and his team in the lead Since September 2, 1996, when the Yankees' David Cone was replaced by Mariano Rivera after 7.0 no-hit innings.
- Placed on the 15-day disabled list with a strained right biceps, August 22...returned from disabled list after missing 18 games, September 6...made his first start after being activated, September 6 vs. Kansas City.
- Won four consecutive decisions, June 30-August 15...went 6-1 in his final seven decisions, June 30-September 18.
- Tied his career-high for wins in a season, September 12 at Cleveland...set a new career-high for wins in a season by winning his 13th game, September 18 vs. Oakland...passed his previous career-high of 12 wins, set in 2008.
- Twins went 7-2 in his final nine starts, July 25-September 27.
- Went 5-1, 1.85 (43.2 ip, 9 er) with 31 strikeouts in seven starts against American League West division opponents.

MLB PITCHING LEADERS

WINNING PERCENTAGE SINCE 2009 (minimum of 30 decisions)

1. CC Sabathia.....	.727 (40-15)
2. Kevin Slowey.....	.719 (23-9)
3. Chris Carpenter.....	.717 (33-13)
4. Phil Hughes.....	.703 (26-11)
Josh Johnson.....	.703 (26-11)

2009: Made the Twins Opening Day roster as the Twins number three starter...won his first start on April 8 vs. Seattle...went 4-0 in his first five starts (April 8-May 1) before losing on May 6 at Baltimore in a rain-shortened 5.2-inning game...tossed 8.0 innings, allowing one run on eight hits, April 25 at Cleveland (win)...went 4-0 in five starts, posting an ERA of 2.41 (33.2 ip, 9 er), May 12-June 6...earned his ninth win and struck out 10 batters, June 12 at Chicago (NL), in the Twins' 63rd game of the season...according to the Elias Sports Bureau, it was the fewest team games to nine wins for a Twins pitcher since 1991, when Scott Erickson won his ninth game in the team's 55th game...earned his 10th win on June 19 vs. Houston, becoming the second pitcher in baseball (Roy Halladay) to get 10 victories...tossed back-to-back 3.0-inning outings, allowing 11 earned runs combined, June 27-July 3 before landing on the 15-day disabled list, July 4 with a strained right wrist...had season-ending surgery, August 4 to remove bone chips from his right wrist...was tied with four other pitchers for the Major League lead in wins at the time of his injury...still finished his season with the third-highest winning percentage (.769) in the Majors (minimum of 15 starts)...tossed 6.0-plus innings in 10 of his 16 starts and 7.0-plus in four starts.

2008: Placed on 15-day disabled list with strained right biceps (retro to April 4), April 12...began rehab assignment at Ft. Myers, April 20...transfer of rehab assignment to Rochester, May 1...reinstated from rehab assignment and activated from disabled list, May 7...tossed first career complete game, allowing one run on six hits with no walks and six strikeouts, May 29 at Kansas City...tossed second career complete game and first career shutout, allowing three hits with eight strikeouts, June 29 vs. Milwaukee...went 4-0, 2.06 (35.0 ip, 8 er) in five starts from June 13-July 5 with opponents hitting .194 (24-for-124)...third career complete game and second career shutout, July 28 vs. Chicago (AL)...went 9-4 consecutive batters without issuing a walk, July 28-August 13...did not allow a first-inning run in any of his first 18 starts, setting a club record previously held by Camilo Pascual, who did not allow a first-inning run in any of his first 17 starts in 1963...issued just four walks in 55.2 innings from August 8-September 15...won four straight from August 8-29, including setting a career-high with 12 strikeouts, August 19 vs. Oakland as well as a 10 strikeout performance, August 29 at Oakland...tossed 6.0-plus innings in 16 of his 27 starts, including eight of his last 12...finished 7-4, 3.38 (74.2 ip, 28 er) in 12 home starts while 5-7, 4.52 (85.2 ip, 43 er) in 15 road starts...held lefties to a .277 (79-for-285) batting average with 13 home runs, while righties hit .246 (82-for-334) with nine home runs...13 of his 27 starts were quality starts...led the Majors in fewest walks issued with 24 (minimum of 20 starts)...his 1.35 walks-per-nine-innings ratio was the lowest in baseball among pitchers with at least 150.0 innings pitched...his 5.13 strikeout to walk ratio was third-best to Roy Halladay's 5.28 and Dan Haren's 5.15...did not walk a batter in 12 of his 27 starts and walked one-or-less in 20 of 27.

2007: Began season at Triple-A Rochester...did not walk a batter or give up an earned run in his first 18.0 innings with Rochester, April 10-24...was named Twins' Minor League Player of the Week, May 20-26, after going 2-0, 1.80 (15.0 ip, 3 er) with 13 strikeouts and two walks...had his contract selected, June 1 and made first career start and Major League debut that night at Oakland...went 6.0 innings allowing one run on five hits in a no-decision...recorded first career win, June 6 at Los Angeles (AL)...was optioned back to Rochester, July 5...was named the International League Most Valuable Pitcher after posting a league-best 1.89 ERA (133.2 ip, 28 er)...was named an IL Postseason All-Star after going 10-5 while walking just 18 batters and striking out 107 in 133.2 innings pitched...recalled from Rochester, September 3...was named the 2007 Twins Minor League Pitcher of the Year (Jim Rantz Award)...led all of minor league baseball with five complete games...his 1.89 ERA was 12th in all of minor league baseball...ranked best pitching prospect and best control in International League by *Baseball America*...was named to Triple-A All-Star Team and ranked the 18th-best overall prospect in the International League by *Baseball America*.

2006: Began the season at Single-A Ft. Myers...pitched 6.0-or-more innings in 13 of his 14 starts...posted a 0.58 ERA (31.0 ip, 2 er) in five starts from April 24-May 16 and was named Florida State League Pitcher of the Week, April 24-30...tied season-high with 10 strikeouts, May 16 vs. Palm Beach...was named the Florida State League Pitcher of the Week for the second time, June 5-11...did not allow an earned run in his last four starts (28.2 innings)...made the start for the West Team in the Florida State League All-Star Game and tossed 1.0 inning striking out all three batters he faced...earned a promotion to Double-A New Britain on June 27...tossed a complete game (9.0 innings) July 15 to earn his second win...tossed 7.0 shutout innings in his final start August 13, allowed just two hits and struck out seven...participated in the Arizona Fall League...appeared in eight games, making three starts...posted a 2.37 ERA (19.0 ip, 5 er) and walked just two batters...rated 10th-best prospect in Florida State League and High-A Postseason All-Star and Second-Team Minor League All-Star by *Baseball America*...ranked best control pitcher in Florida State League by *Baseball America*...ranked third-best prospect in the Twins' organization by *Baseball America*, entering the 2007 season.

2005: Began season at Elizabethton, but pitched in just four games before being promoted to Beloit, July 1...Midwest League Pitcher of the Week, August 1-7...named Twins' Minor League Player of the Week, August 12-19...Twins' Minor League Pitcher of the Month for August after going 3-1 with a 1.85 ERA and 38 strikeouts.

PROFESSIONAL: Signed by scout Ricky Taylor.

SLOWEY'S GAME HIGHS

2010				CAREER			
IP: 8.0, 2x, last 7/31 vs. Sea.	Walks: 4, 4/14 vs. Bos.		IP: 9.0, 3x, last 7/28/08 vs. CWS.	Walks: 4, 3x, last 4/14/10 vs. Bos.			
SO: 9, 2x, last 8/5 at T.B.	CG: --		SO: 12, 8/19/08 vs. Oak.	CG: 3, last 7/28/08 CWS.			
Win-Streak: 4, 6/30-8/15	Low-Hit: --		Win-Streak: 4, 6x, last 6/30-8/15/10	Low-Hit: 3, 6/29/08 vs. Mil.			

SLOWEY'S PITCHING RECORD

YEAR	CLUB	W-L	ERA	G	GS	CG	SH	SV	IP	H	R	ER	HR	HB	BB	SO	WP	BK	BAA
2005	Elizabethton	0-0	1.17	4	0	0	1	1	7.2	2	1	1	1	0	0	15	0	0	.080
	Beloit	3-2	2.24	13	9	1	1	0	64.1	42	18	16	4	2	8	69	0	0	.183
2006	Ft. Myers	4-2	1.01	14	14	0	0	0	89.1	52	19	10	2	4	9	99	0	0	.164
	New Britain	4-3	3.19	9	9	1	0	0	59.1	50	23	21	6	2	13	52	0	0	.223
2007	Rochester	10-5	1.89	20	20	5	1	0	133.2	110	31	28	4	3	18	107	1	1	.223
	MINNESOTA	4-1	4.73	13	11	0	0	0	66.2	82	39	35	16	0	11	47	3	0	.288
2008	MINNESOTA	12-11	3.99	27	27	3	2	0	160.1	161	74	71	22	4	24	123	1	0	.260
	Rochester	0-1	3.60	1	1	0	0	0	5.0	3	2	2	2	0	2	9	0	0	.167
	Ft. Myers	0-0	1.13	2	2	0	0	0	8.0	1	1	1	1	0	2	10	0	0	.040
2009	MINNESOTA	10-3	4.86	16	16	0	0	0	90.2	113	50	49	15	5	15	75	3	0	.309
2010	MINNESOTA	13-6	4.45	30	28	0	0	0	155.2	172	80	77	21	4	29	116	3	0	.280
Minor League Totals		21-13	1.94	63	55	7	2	1	367.1	260	95	79	20	11	52	361	1	1	.195
Major League Totals		39-21	4.41	86	82	3	2	0	473.1	528	243	232	74	13	79	361	10	0	.280

SLOWEY'S FIELDING RECORD

POSITION	PCT	G	PO	A	E	TC	DP	PB
Pitcher	.955	86	26	38	1	67	1	—

SLOWEY'S BATTING RECORD

BATTING	AVG	AB	R	H	2B	3B	HR	RBI	SH	SF	HB	BB	SO	SB	CS	OBP
Career	.154	13	1	2	1	0	0	2	2	0	0	0	3	0	0	.154

Last Home Run: None

TWINS MILESTONE WINS

WIN	DATE	OPPONENTS	SCORE	WINNING PITCHER
1	April 11, 1961	at New York (AL)	6-0	Pedro Ramos
500	August 23, 1966	at Washington	7-0	Jim Kaat
1,000	July 12, 1972	vs. Milwaukee	7-1	Bert Blyleven
1,500	August 17, 1978	vs. Kansas City	6-5	Roger Erickson
2,000	September 25, 1985	at Texas	5-1	Bert Blyleven
2,500	September 28, 1991	at Toronto	5-0	Jack Morris
3,000	May 4, 1999	vs. New York (AL)	8-4	Mike Lincoln
3,500	May 7, 2005	at Tampa Bay	8-1	Kyle Lohse
4,000	September 12, 2010	at Cleveland	6-2	Kevin Slowey

DENARD SPAN

OUTFIELDER

Height: 6-0
 Bats: L
 Born: 2/27/84 in Washington, DC
 Resides: Tampa, FL
 Acquired: 1st round (20th overall), 2002 First-Year Player Draft
 M.L. Service: 2 years, 111 days
 Contract Status: Signed thru 2015

Weight: 208
 Throws: L
 Opening Day Age: 27



2

PERSONAL: Keiunta Denard Span...2002 graduate of Tampa Catholic (FL) High School...played on 2001 state championship team...was a member of 2001 Junior Pan Am Games silver-medal winning U.S. team and was named to All-Tournament team.

2010:

- Started the season as the Twins center fielder and leadoff hitter...was the first Twins batter to make a plate appearance at Target Field and first batter to draw a walk...four batters later he scored the first run in Target Field history, on a Michael Cuddyer single...reached base three times in the game and scored twice...tied a career-high with two stolen bases in the game.
- Set a career-high with four walks, April 14 vs. Boston...was one of two Twins to draw four walks in a game in 2010 (Thome - July 21 vs. Cleveland).
- Had season-high nine-game hit-streak, going .324 (12-for-37), April 15-24.
- Committed just one error in his first 70 games (200 total chances), April 5-June 23.
- Batted .353 (42-for-119) with six doubles, two triples, one home run, 10 rbi, 21 runs scored, nine walks and seven stolen bases in May (28 games)...his 21 runs scored were tied for ninth in the American League.
- Hit his third career leadoff home run, June 25 at New York (NL).
- Tied a club and modern day record with three triples, June 29 vs. Detroit...his day included four hits, a walk and a season-high five rbi... became the first player in the Majors to have three triples in a game since 2002 (Rafael Furcal).
- Was successful in 18 consecutive stolen base attempts, April 9-July 24.
- Stole his 20th base, giving him back-to-back 20-steal seasons, August 31 vs. Detroit...first Twin with consecutive 20-steal seasons since Torii Hunter in 2004 (21) and 2005 (23).
- Recorded his 10th triple of the season, tying his career-high (2009), September 20 vs. Cleveland.
- Recorded four rbi, September 14 at Chicago (AL), marking his seventh career game with four-or-more rbi.
- Batted .378 (14-for-37) with six multi-hit games in an eight game span, September 14-25.
- Batted .314 (22-for-70) vs. Detroit during the season, with two four-hit games, giving him a .372 career batting average vs. the Tigers.
- Batted .302 at home and .228 on the road...hit safely in 56 of 77 home games.
- Collected 49 multi-hit games...six three-hit games, and three four-hit games.
- His 86.7% stolen base percentage tied Matt Lawton (1999) for the fourth-highest for a single season in Twins history (minimum of 15 stolen bases).
- Led club in at-bats, was tied for second in games and walk, and third in hits and runs.

AL FIELDING LEADERS

ERRORS FOR CF'S IN 2010

1. Franklin Gutierrez, SEA	0
Vernon Wells, TOR	
3. Curtis Granderson, NYY	2
4. Denard Span, MIN	4
Julio Borbon, TEX	

MLB BATTING LEADERS

HITS FOR OUTFIELDERS SINCE 2009

1. Ichiro Suzuki	439
2. Ryan Braun	391
3. Nick Markakis	375
4. Carl Crawford	369
5. Matt Holliday	368
6. Denard Span	346
7. Shin-Soo Choo	340
8. Hunter Pence	338
9. Shane Victorino	333
10. Carlos Lee	332

2009: Made the Twins Opening Day roster for the first time in his career, making the start in left field and leading off on Opening Day, April 6 vs. Seattle...hit his first home run of the season, April 8 vs. Seattle...finished April batting .321 (26-for-81) with a .391 on-base percentage...first four-hit game of the season, May 4 at Detroit...tied career-high with three walks, May 15 at New York (AL)...second four-hit game, May 27 vs. Boston...first career five-hit game, July 3 vs. Detroit...first career leadoff home run, July 12 vs. Chicago (AL)...collected nine hits in 11 at-bats, August 7-8 at Detroit (four-hit game on the 7th and five-hit game on the 8th)...hit safely in 14 of 15 games, batting .450 (27-for-60) with 10 multi-hit games, August 18-September 2...second career leadoff home run, September 11 vs. Oakland...played in 145 games for the Twins, 84 in center field, 74 in left field and 39 in right field, committing just five errors...his 10 triples were the most by a Twins player since Cristian Guzman had 14 in 2003...his 68 rbi ranked third among AL leadoff hitters... finished tied for first in the American League in triples, ninth in batting average, tied for 10th in multi-hit games (54), and 14th in hits and runs scored...his 12 sacrifice hits were tied for fourth in

the AL...finished third in the Majors with 40 infield hits...his .392 on-base percentage was the second-highest in club history for a leadoff hitter (minimum 550 at-bats)...hit .400 (6-for-15) with a double and an rbi in the AL Division Series vs. the Yankees...was given the Mike Augustine Award for best relations with the media, by the Twin Cities Chapter of the BBWAA.

2008: Began season at Triple-A Rochester and played in two games before being recalled April 5 when Michael Cuddyer dislocated a finger...made Major League debut, starting in right field, April 6 vs. Kansas City...singled off Javier Vazquez for first Major League hit, April 7 at Chicago (AL)...optioned to Triple-A Rochester April 24, where he hit .363 (41-for-113) with 23 runs scored, three home runs, 11 rbi and seven stolen bases in 29 games, including homers in three straight games from May 12-14...disabled with a fractured finger on his left hand, May 21-June

12...was hitting .340 at the time of his recall on June 30...hit safely in his first six games, June 30-July 7...first career four-hit game, July 10 at Detroit...moved from ninth in the lineup to the leadoff spot, July 22...hit first Major League home run off Mark Buehrle, July 28 at Chicago (AL)...went 3-for-5 with a home run and first career four rbi game, August 22 at Los Angeles (AL)...hit safely in 13 of 16 games, going 22-for-70 (.314) with eight multi-hit games, August 27-September 13...recorded first career two-homer game and second career four-rbi game, September 13 at Baltimore (Game 1)...went 3-for-4 on September 25 vs. Chicago (AL), including a game-tying rbi-triple in the eighth, forcing extra-innings and an eventual 7-6 Twins win...his .296 batting average tied him with Kirby Puckett for sixth on the Twins' All-Time list for rookies, while his .386 on-base percentage ranked second behind Corey Koskie's .387 (minimum 300 at-bats)...additionally, he was tied for 12th in runs scored and 13th in walks on that same list...his .346 batting average with runners in scoring position placed him 10th in the American League behind teammate Justin Morneau...most games played by a Twins rookie (92) since Dustin Mohr (113 in 2002)...named to the Topps Major League Rookie All-Star team...winner of the Bill Boni Award, given to the Twins Most Outstanding Rookie.

2007: Spent entire season at Triple-A Rochester and appeared in a 139 games (all as the Red Wings centerfielder)...recorded his first multi-hit game going 2-for-3, April 9 vs. Norwich (31 multi-hit games on the season)...went 5-for-10 with three runs, three doubles, a triple and four rbi over two games, May 1-2...hit .421 (8-for-19) in five games, May 7-11...hit .290 (29-for-100) in 30 games in June...had a season-high four hits and matched a season-high with four rbi, August 27 vs. Pawtucket...hit .324 (33-for-102) with 16 runs and 13 rbi in August...hit safely in 23 of his final 32 games...had a .275 (99-for-360) batting average vs. right-handers while hitting .244 (31-for-127) vs. left-handers...18 of his 20 doubles came against right-handed pitchers...led all of minor league baseball with 21 sacrifice hits.

2006: Hit .520 (13-for-25) in his first six games, including a 4-for-5 effort on April 10 vs. Portland...hit .338 (27-for-80) in 20 games in April...went 4-for-5 on June 17 vs. Akron...played in Double-A All-Star Game, July 12 at Altoona...went 4-for-5 on July 15 vs. New Hampshire with two rbi and two doubles...hit safely in 19 of 20 games from August 8-27...season-high 10-game hit-streak from August 19-27, batting .421 (16-for-38) with four rbi and three stolen bases...collected 44 multi-hit games...finished in the top 10 in Twins organization in games played, at-bats, runs scored, hits and stolen bases...led the entire Twins minor leagues in plate appearances (536), hits (153) and runs scored (80).

2005: Season-high five hits, April 28 at Dunedin...disabled with strained left hamstring, April 30-May 7...season-high 13-game hit-streak, going 20-for-49 (.408), May 12-26...played in Florida State League All-Star Game, June 18 at Clearwater...promoted to New Britain, June 23...tied season-high three rbi, August 9 vs. Portland...was second among Twins' minor leaguers in batting and stolen bases...rated seventh-best prospect in Florida State League and 14th-best prospect in Eastern League by *Baseball America*...played for Grand Canyon in Arizona Fall League...named sixth-best prospect in the Twins' organization by *Baseball America*, entering the 2006 season.

2004: Season-high four hits and three rbi, May 8 vs. Ft. Wayne...disabled with broken right hamate bone, May 19-July 29...selected to Midwest League All-Star team but did not play...transferred to GCL Twins, July 29...promoted to Quad Cities, August 4...was third on club in stolen bases.

2003: Season-high nine-game hit-streak, going 12-for-31 (.387), July 30-August 8...tied season-high four hits, August 22 at Danville...tied for second on club in stolen bases...rated ninth-best prospect in Appalachian League by *Baseball America*...ranked seventh-best prospect in the Twins' organization by *Baseball America*, entering the 2004 season.

PROFESSIONAL: Signed by scout Brad Weitzel.

SPAN'S GAME HIGHS

2010				CAREER			
Hits: 4, 3x, last 9/25 at Det.	HR: 1, 3x, last 6/25 at NYM.		Hits: 5, 2x, 8/8/09 at Det.	HR: 2, 9/13/08 at Bal.			
RBI: 5, 6/29 vs. Det.	Hit-Streak: 9, 4/15-24		RBI: 6, 9/26/09 at K.C.	Hit-Streak: 10, 2x, 8/23-9/2/09			
Grand Slams: --			Grand Slams: --				

SPAN'S PLAYING RECORD

YEAR	CLUB	AVG	G	AB	R	H	2B	3B	HR	RBI	SH	SF	HB	BB	SO	SB	CS	E	OBP
2003	Elizabethton	.271	50	207	34	56	5	1	1	18	0	0	4	23	34	14	5	2	.355
2004	Quad Cities	.267	64	240	29	64	4	3	0	14	4	1	3	34	49	15	8	1	.363
	GCL Twins	.375	5	16	1	6	2	0	0	1	0	0	0	3	3	0	1	0	.474
2005	Ft. Myers	.339	49	186	38	63	3	3	1	19	2	1	1	22	25	13	4	2	.410
	New Britain	.285	68	267	47	76	6	5	0	26	5	2	8	22	41	10	8	4	.355
2006	New Britain	.285	134	536	80	153	16	6	2	45	15	1	5	40	78	24	11	4	.340
2007	Rochester	.267	139	487	59	130	20	7	3	55	21	0	0	40	90	25	14	6	.323
2008	Rochester	.340	40	156	32	53	11	1	3	14	2	0	0	26	36	15	8	1	.434
	MINNESOTA	.294	93	347	70	102	16	7	6	47	8	2	4	50	60	18	7	4	.387
2009	MINNESOTA	.311	145	578	97	180	16	10	8	68	12	6	10	70	89	23	10	5	.392
	Rochester	.333	2	6	1	2	1	0	0	0	0	0	1	1	1	1	1	0	.500
2010	MINNESOTA	.264	153	629	85	166	24	10	3	58	10	2	4	60	74	26	4	4	.331
Minor League Totals		.286	546	2085	321	597	66	26	10	191	49	5	22	208	354	117	59	22	.356
Major League Totals		.288	391	1554	252	448	56	27	17	173	30	10	18	180	223	67	21	13	.367

SPAN'S FIELDING RECORD

POSITION	PCT	G	PO	A	E	TC	DP	PB
Outfield	.987	384	983	17	13	1013	7	—

SPAN'S DIVISION SERIES RECORD

YEAR	OPPONENT	AVG	G	AB	R	H	2B	3B	HR	RBI	SH	SF	HB	BB	SO	SB	CS	E	OBP
2009	New York (AL)	.400	3	15	1	6	1	0	0	0	0	0	0	0	2	1	0	0	.400
2010	New York (AL)	.308	3	13	0	4	0	0	0	0	0	0	0	0	0	0	0	0	.308
Division Series Totals		.357	6	28	1	10	1	0	0	1	0	0	0	0	2	1	0	0	.357

ANTHONY SWARZAK

RIGHT-HANDED PITCHER

51

Height: 6-4

Bats: R

Born: 9/10/85 in Ft. Lauderdale, FL

Resides: Ft. Lauderdale, FL

Acquired: 2nd round, 2004 First-Year Player Draft

M.L. Service: 73 days

Contract Status: Signed thru 2011

Weight: 208

Throws: R

Opening Day Age: 25



PERSONAL: Anthony Ray Swarzak (pronounced SWAR-zack)...2004 graduate of Nova (FL) High School.

2010:

- Began the season at Triple-A Rochester and was the Red Wings Opening Day starter, allowing five runs on four hits in 3.0 innings, April 8 at Pawtucket.
- Placed on the disabled list with broken bone in his right foot, after being struck by a batted-ball, April 14-May 23.
- Had a season-high nine strikeouts in 7.0 innings, July 20 vs. Buffalo.
- Won three straight starts, posting a 3.06 ERA (17.2 ip, 6 er) with three walks and 14 strikeouts, August 10-22.
- Finished second on the Red Wings' in starts and was third in innings pitched.
- Pitched in the Venezuelan Winter League with Tigres de Aragua, going 2-3, 4.83 (31.2 ip, 17 er) in eight games (six starts).

2009: Began season at Triple-A Rochester...won three straight starts, posting a 1.80 ERA (20.0 ip, 4 er), May 1-11...had his contract selected, May 20...made Major League debut and first career start, tossing 7.0 shutout innings, May 23 vs. Milwaukee...became the first Twins pitcher in history to start a game and pitch 7.0 scoreless innings in his Major League debut, with the last to do it in franchise history being Mike Forneles on September 2, 1952 for the Washington Senators...had 11.0-inning scoreless streak to start his career, tied for second in Twins history with Doug Corbett from April 10-25, 1980...pitched another 7.0 shutout innings and season-high six strikeouts, earning his second win, June 13 at Chicago (NL)...according to the Elias Sports Bureau, he was the first rookie in 2009 to throw at least 7.0 shutout innings in two different starts...optioned to Rochester, June 13...went 1-0, 2.53 (21.1 ip, 6 er) in three starts with the Red Wings before being recalled by Minnesota on July 4...was selected to play in the Triple-A All-Star game, but missed it due to promotion...was optioned back to Rochester, August 21 and made three more starts for the Red Wings.

2008: Began season at Double-A New Britain...earned Twins' Pitcher of the Month for April after going 2-0, 2.08 (26.0 ip, 6 er) with 29 strikeouts...struck out 10 batters, April 16 at New Hampshire...tied season-high with 10 strikeouts, May 29 vs. Connecticut...lost six straight starts, June 14-July 23...promoted to Triple-A Rochester, July 28...made seven starts for the Red Wings...did not allow more than two earned runs in any of his starts and pitched 5.0-plus innings in each outing...tossed season-high 8.0 innings, allowing one run on seven hits, striking out six and walking two, August 25 at Syracuse...pitched 7.0-plus innings four times at Triple-A with his last coming on August 31 vs. Buffalo, allowing three runs (one earned) on seven hits and no walks...ranked sixth-best prospect in the Twins' organization by *Baseball America* entering 2009.

2007: Made two starts with Double-A New Britain before being issued a 50-game suspension for violation of minor league drug policy, April 20...reinstated on June 11 and transferred to Ft. Myers, June 12...promoted to New Britain, June 27...went 3-1, 1.91 (37.2 ip, 8 er) with 34 strikeouts in six starts from June 28-July 25, including a 7.0 shutout-inning performance with 11 strikeouts, July 25 at Connecticut...season-high 8.1 innings, August 21 at New Hampshire...held left-handed batters to a .195 (22-for-113) batting average with one home run...pitched in the Arizona Fall League with the Phoenix Desert Dogs, going 1-1, 2.05 (22.0 ip, 5 er) in seven starts...named fifth-best prospect in the Twins' organization by *Baseball America* heading into the 2008 season.

2006: Spent entire season at Single-A Ft. Myers...pitched 5.0-plus innings in eight straight starts from April 29-June 5 including four eight-strikeout performances during that span...went 3-1, 0.32 (28.0 ip, 1 er) in four starts from July 3-24...recorded first professional complete game shutout July 24 vs. Palm Beach...five-game win-streak, July 14-August 23, going 5-0, 1.55 (46.1 ip, 8 er) in six starts, including an 11-strikeout performance August 11 vs. Sarasota earning him Florida State League Pitcher of the Week for August 7-13...finished first in the FSL in strikeouts and third in ERA...ranked fifth-best prospect in the Twins' organization by *Baseball America*, entering the 2007 season.

2005: Began season at Single-A Beloit...made his first start on April 7 vs. Quad Cities and earned the win, tossing 6.0 shutout-innings, allowing no hits, walking one and striking out eight...named Twins' Pitcher of the Month for May after winning five consecutive decisions from May 3-30, while posting an ERA of 0.24 (37.0 ip, 1 er) during those six starts...went five consecutive starts without allowing an earned run during that span, May 3-25...struck out 10 batters, May 3 at Cedar Rapids and a season-high 13 batters, May 25 vs. Cedar Rapids...went eight starts from April 23-May 30 without allowing a home run (45.0 innings)...earned Midwest League Pitcher of the Week honors, May 23-30 after going 2-0, 0.69 (13.0 ip, 1 er) in two starts...was the Twins' Minor League Player of the Week for May 27-June 2...went 1-0, 2.25 (12.0 ip, 3 er) in two starts with 12 strikeouts from June 12-17...played in the Midwest League All-Star game...promoted to Ft. Myers, July 12...allowed two runs on five hits in 7.0 innings while striking out seven in his first start with the Miracle, July 16 at Brevard County...had three-game win-streak, August 18-29, going 3-0, 1.93 (18.2 ip, 4 er) during the stretch...made his last start on September 3 vs. Sarasota, striking out 11 in 7.0 innings, allowing two runs on four hits...finished second in the Twins' minor leagues in strikeouts (156) and third in wins (12)...ranked eighth-best prospect in the Midwest League by *Baseball America*...rated fifth-best prospect in the Twins' organization by *Baseball America*, entering the 2006 season.

2004: Began professional career with GCL Twins...earned his first win on July 8 at GCL Red Sox, allowing one run on five hits in 5.0 innings...second straight win July 14 at GCL Red Sox, tossing a season-high 7.0 shutout-innings...was 4-1, 1.59 (28.1 ip, 5 er) in five July starts...fifth win on August 18 at GCL Red Sox, pitching 6.0-shutout innings, allowing just two hits...went 4-3, 2.85 (41.0 ip, 13 er) in nine starts and 1-0, 1.29 (7.0 ip, 1 er) in two relief appearances...led club in wins and games started and was third in strikeouts...ranked 15th best prospect in the Gulf Coast League by *Baseball America*...named seventh-best prospect in the Twins' organization by *Baseball America*, entering the 2005 season.

PROFESSIONAL: Signed by scout Brad Weitzel.

SWARZAK'S GAME HIGHS

2010		CAREER	
IP: --	Walks: --	IP: 7.0, 3x, last 7/21/09 at Oak.	Walks: 4, 5/28/09 vs. Bos.
SO: --	CG: --	SO: 6, 6/13/09 at CHC.	CG: --
Win-Streak: --	Low-Hit: --	Win-Streak: 1, 3x, 7/26/09 at LAA.	Low-Hit: --



SWARZAK'S PITCHING RECORD

YEAR	CLUB	W-L	ERA	G	GS	CG	SH	SV	IP	H	R	ER	HR	HB	BB	SO	WP	BK	BAA
2004	GCL Twins	5-3	2.63	11	9	0	0	1	48.0	46	20	14	1	1	6	42	2	1	.251
2005	Beloit	9-5	4.04	18	18	0	0	0	91.1	81	48	41	7	7	32	101	3	1	.238
	Ft. Myers	3-4	3.66	10	10	0	0	0	59.0	72	25	24	3	1	11	55	1	1	.300
2006	Ft. Myers	11-7	3.27	27	27	2	1	0	145.2	131	56	53	8	1	60	131	4	3	.242
2007	Ft. Myers	0-0	2.30	3	3	0	0	0	15.2	14	6	4	0	1	5	18	0	0	.241
	New Britain	5-4	3.23	15	14	1	0	0	86.1	78	34	31	6	5	23	76	2	0	.241
2008	New Britain	3-8	5.67	20	20	0	0	0	101.2	126	71	64	12	3	37	76	1	0	.304
	Rochester	5-0	1.80	7	7	0	0	0	45.0	41	14	9	4	4	14	26	1	0	.243
2009	Rochester	4-5	3.28	13	13	0	0	0	79.2	79	31	29	4	3	21	45	2	0	.261
	MINNESOTA	3-7	6.25	12	12	0	0	0	59.0	76	43	41	12	2	20	34	0	0	.311
2010	Rochester	5-12	6.21	22	22	0	0	0	111.2	143	87	77	14	5	38	69	2	0	.312
Minor League Totals		50-48	3.97	146	143	3	1	1	784.0	811	392	346	59	31	247	639	18	6	.268
Major League Totals		3-7	6.25	12	12	0	0	0	59.0	76	43	41	12	2	20	34	0	0	.311

SWARZAK'S FIELDING RECORD

POSITION	PCT	G	PO	A	E	TC	DP	PB
Pitcher	1.000	12	2	5	0	7	0	—

SWARZAK'S BATTING RECORD

BATTING	AVG	AB	R	H	2B	3B	HR	RBI	SH	SF	HB	BB	SO	SB	CS	OBP
Career	.000	2	0	0	0	0	0	0	0	0	0	0	2	0	0	.000

Last Home Run: None

BASEBALL AMERICA'S TOP PROSPECTS

TWINS TOP 10 PROSPECTS FROM 2003-2011

2003	2004	2005	2006	2007
1. Joe Mauer, C	1. Joe Mauer, C	1. Joe Mauer, C	1. Francisco Liriano, LHP	1. Matt Garza, RHP
2. Justin Morneau, IF	2. Justin Morneau, IF	2. Jason Kubel, OF	2. Jason Kubel, OF	2. Glen Perkins, LHP
3. Michael Cuddyer, OF	3. Matt Moses, IF	3. Jesse Crain, RHP	3. Matt Moses, IF	3. Kevin Slowey, RHP
4. Michael Restovich, OF	4. J.D. Durbin, RHP	4. J.D. Durbin, RHP	4. Glen Perkins, LHP	4. Chris Parmelee, OF
5. Denard Span, OF	5. Jesse Crain, RHP	5. Francisco Liriano, LHP	5. Anthony Swarzak, RHP	5. Anthony Swarzak, RHP
6. Scott Tyler, RHP	6. Jason Bartlett, SS	6. Kyle Waldrop, RHP	6. Denard Span, OF	6. Pat Neshek, RHP
7. J.D. Durbin, RHP	7. Denard Span, OF	7. Anthony Swarzak, RHP	7. Matt Garza, RHP	7. Alexi Casilla, IF
8. Jason Kubel, OF	8. Jason Kubel, OF	8. Matt Moses, IF	8. Jay Rainville, RHP	8. Joe Benson, OF
9. Lew Ford, OF	9. Grant Balfour, RHP	9. Jason Bartlett, SS	9. Trevor Plouffe, IF	9. Paul Kelly, IF
10. Adam Johnson, RHP	10. Michael Restovich, OF	10. Scott Baker, RHP	10. Kyle Waldrop, RHP	10. J.D. Durbin, RHP
2008	2009	2010	2011	
1. Nick Blackburn, RHP	1. Aaron Hicks, OF	1. Aaron Hicks, OF	1. Kyle Gibson, RHP	
2. Joe Benson, OF	2. Ben Revere, OF	2. Wilson Ramos, C	2. Aaron Hicks, OF	
3. Wilson Ramos, C	3. Wilson Ramos, C	3. Kyle Gibson, RHP	3. Miguel Sano, IF	
4. Tyler Robertson, LHP	4. Jose Mijares, LHP	4. Miguel Sano, IF	4. Joe Benson, OF	
5. Anthony Swarzak, RHP	5. Danny Valencia, IF	5. Ben Revere, OF	5. Ben Revere, OF	
6. Ben Revere, OF	6. Anthony Swarzak, RHP	6. Danny Valencia, IF	6. Liam Hendriks, RHP	
7. Jason Pridie, OF	7. Shooter Hunt, RHP	7. Carlos Gutierrez, RHP	7. Alex Wimmers, RHP	
8. Brian Duensing, LHP	8. Kevin Mulvey, RHP	8. Angel Morales, OF	8. Adrian Salcedo, RHP	
9. Jeff Manship, RHP	9. Carlos Gutierrez, RHP	9. David Bromberg, RHP	9. Oswaldo Arcia, OF	
10. Trevor Plouffe, IF	10. Angel Morales, OF	10. Max Kepler, OF	10. Carlos Gutierrez, RHP	

BOLD indicates played at Major League level

JIM THOME

DESIGNATED HITTER/FIRST BASEMAN

25

Height: 6-3

Bats: L

Born: 8/27/70 in Peoria, IL

Resides: Hinsdale, IL

Acquired: Signed as free agent, 1/14/11

M.L. Service: 18 years, 42 days

Contract Status: Signed thru 2011

Weight: 250

Throws: R

Opening Day Age: 40



PERSONAL: James Howard Thome (pronounced TOW-mee)...wife Andrea...children Lila and Landon...1988 graduate of Limestone (IL) High School, where he was All-State in baseball and basketball...played baseball and basketball at Illinois Central College...Illinois Central named its baseball stadium in Thome's honor and awarded him an honorary degree on December 16, 2006...named Best Teammate in Major League Baseball in a 2005 survey by the Tribune Co., garnering nearly three times the votes of any other player.

2010:

- Played in his first season with the Twins after signing a one-year contract, January 26...entered his 22nd season in professional baseball and his 20th in the Major Leagues.
- Hit his first home run with the Twins, the 565th of his career, April 8 at Los Angeles (AL)...hit his 566th career home run, April 17 vs. Kansas City.
- Hit his 569th career home run, tying Rafael Palmeiro for 11th All-Time, May 2 at Cleveland...passed Palmeiro with his 570th career home run, hitting a two-run pinch-hit homer in the ninth inning, June 19 at Philadelphia...the two rbi tied and passed Al Kaline (37th) and tied him with Rogers Hornsby and Harmon Killebrew for 35th on baseball's All-Time rbi list (1,584).
- Hit his fourth career pinch-hit homer, June 19 at Philadelphia...he became the 33rd player in baseball history to homer against all 30 teams.
- Citi Field (June 27) marked his 46th different ballpark since making his debut in the Majors...at the time, he passed five other active players for most ballparks played in during a career (Mike Cameron, Jason Kendall, Ivan Rodriguez and Matt Stairs).
- Hit 571st career home run, June 28 vs. Detroit...he also scored two runs in the game, joining Barry Bonds, Mel Ott, Babe Ruth, Mike Schmidt, Mickey Mantle and Ted Williams as the only players in ML history to have 500-or-more HR, 1,500-or-more rbi, 1,500-or-more runs and 1,500-or-more walks.
- Hit his first triple since May 11, 2004, June 28 vs. Detroit...recorded an rbi on the play, moving him into sole possession of 35th place on baseball's All-Time rbi list, passing Rogers Hornsby and Harmon Killebrew, and giving him 1,586 for his career.
- Hit career home runs 573 and 574, July 3 vs. Tampa Bay...his 574th moved him past Hall of Famer and former Twin, Harmon Killebrew, for sole possession of 10th on baseball's All-Time home run list...it marked his 45th career multi-homer game.
- Tied and passed Andre Dawson with two rbi, moving into sole possession of 34th on baseball's All-Time rbi list, July 4 vs. Tampa Bay.
- Hit his 575th career home run, July 19 vs. Cleveland...the home run gave him 1,595 career rbi, tying him with Mike Schmidt for 33rd on baseball's All-Time list...passed Schmidt and tied George Brett with his 1,596th rbi, July 25 at Baltimore.
- Drew four walks, marking the 11th time in his career in which he walked four-or-more times in a game, July 21 vs. Cleveland.
- Hit his 577th career home run, July 30 vs. Seattle...drove in two runs, moving into sole possession of 32nd place (passing George Brett - 1,596 rbi) on baseball's All-Time list with 1,598 career rbi.
- Drove in one run, July 31 vs. Seattle, tying Nap Lajoie for 31st on the All-Time rbi list with 1,599...moved into sole possession of 31st place with a two-rbi game, August 8 at Cleveland.
- Hit four home runs in a six-game span (10 rbi), including his 580th career home run, August 15 vs. Oakland.
- Hit his 581st career home run, a two-run walk-off in the bottom of the ninth off Matt Thornton, August 17 vs. Chicago (AL)...it marked his 12th career walk-off home run, tying Jimmie Fox, Mickey Mantle, Stan Musial, Frank Robinson and Babe Ruth for the most in baseball history...tied Goose Goslin for 30th on baseball's All-Time rbi list...passed Goslin, moving into sole possession of 30th place, August 26 at Texas.
- Hit his second triple of the season, August 20 vs. Los Angeles (AL), his most in a season since 2003 when he had three with Philadelphia.
- Tied Mark McGwire for ninth on baseball's All-Time home run list, hitting his 583rd career homer, September 4 vs. Texas...he passed McGwire in his next at-bat, moving into sole possession of ninth place...in that same game, he tied Frank Thomas for ninth on baseball's All-Time walks list, drawing his 1,667th career walk...he passed Thomas three at-bats later, moving into sole possession of ninth place, drawing his 1,668th career walk...it marked his 46th career-multi-homer game, matching the number of multiple-homer games that Mickey Mantle and Harmon Killebrew hit (from Elias Sports Bureau)...reached 20 home runs for the season, which was the 16th time that he reached 20-plus homers in a season, the same number of 20-homer seasons as Babe Ruth, Ted Williams, Reggie Jackson and Eddie Murray (only Hank Aaron, Barry Bonds, Willie Mays and Frank Robinson had more).
- Hit his 585th career home run, an estimated distance of 480 feet (the longest at Target Field), September 6 vs. Kansas City.

THE ROAD TO 600

ALL-TIME HOME RUN LEADERS

1. Barry Bonds.....	762
2. Hank Aaron.....	755
3. Babe Ruth.....	714
4. Willie Mays.....	660
5. Ken Griffey Jr.....	630
6. Alex Rodriguez.....	613
7. Sammy Sosa.....	609
8. Jim Thome.....	589
9. Frank Robinson.....	586
10. Mark McGwire.....	583

- Tied Frank Robinson (586) for eighth on baseball's All-Time home run list, September 7 vs. Kansas City...hit four homers in a three-game span, September 5-7...he was the first player to hit a homer in three straight games at age 40-or-older since Barry Bonds did it in September of 2006 at age 42...first Twins player to do it since Dave Winfield in July of 1993 at age 41 (from Elias Sports Bureau).
- Reached base in 11 of 12 plate appearances (five hits-four homers and a double, to go along with five walks and a hit by pitch), September 5-7.
- Hit game-winning home run in the top of the 12th inning, snapping a 0-0 tie, September 11 at Cleveland...it was the 587th of his career, passing Frank Robinson and moved him into sole possession of eighth place on the All-Time list...it also marked the 12th extra-inning homer of his career (tying Albert Pujols for most among actives)...third time in his career in which he hit a home run in a 1-0 game.
- Hit his 25th home run, marking the 14th time in his career in which he hit 25-plus homers in a season, September 21 vs. Cleveland.
- Hit 15 of his 25 home runs at Target Field, the most by any Twins player.
- Hit 24 of his home runs as a designated hitter, which ranked third in baseball.
- Led the club with 311 plate appearances as the Twins designated hitter.
- Finished 18th in the American League MVP voting with two points (two 10th-place votes).

2009: Began season with the Chicago White Sox...hit a three-run homer on Opening Day, April 7 vs. Kansas City, marking his fifth career home run in a season-opener...second straight Opening Day home run after hitting two homers in the previous season Opener (March 31, 2008 at Cleveland)...tied Mike Schmidt (548 HR) for 13th place on the All-Time home run list, May 18 at Toronto, then passed Schmidt with his 549th, May 25 at Los Angeles (AL)...collected three two-homer games, May 12 at Cleveland, July 17 vs. Baltimore, then August 5 vs. Los Angeles (AL), raising his career total to 44...hit his 550th career home run, June 1 vs. Oakland...established a club record for rbi in a three-game span rbi, July 11-17...named AL Player of the Week, going 5-for-10 (.500) with two home runs and seven rbi, July 16-19...had career-high seven rbi, July 17 vs. Baltimore...went 3-for-4 with a double and two rbi on his 39th birthday, August 27 at Boston...batted .249 with 15 doubles, 23 home runs and 74 rbi with the White Sox, serving as their designated hitter 99 times...acquired by the Los Angeles Dodgers in exchange for minor league infielder Justin Fuller and cash considerations, August 31...made 17 appearances as a pinch-hitter, going 4-for-17 (.235) with three rbi.

2008: Reached the 30-home run mark for the 12th time in his career...hit two home runs on Opening Day (April 2 vs. Cleveland), the first Sox player to accomplish the feat since Sammy Sosa in 1991 at Baltimore, also his second career multi-homer game off a left-handed pitcher (C.C. Sabathia)...passed Willie Mays (1,464) on the All-Time walks list, April 17 at Baltimore...10th career four-hit game, April 20 at Tampa Bay...moved into sole possession of 19th place on the All-Time home run list with his 513th, surpassing Ernie Banks and Eddie Matthews, April 24 vs. New York (AL)...hit a 464-foot home run, June 4 vs. Kansas City, the ninth-longest at U.S. Cellular Field and first-ever onto the center field concourse...tied Willie McCovey and Eddie Williams (521) for 16th place on the All-Time home run list, June 17 vs. Pittsburgh...drew his 1,500th walk, passing Eddie Collins for 17th place on the All-Time list, June 19 vs. Pittsburgh...moved past McCovey and Williams (521) into 16th place on the All-Time home run list with his 522nd home run, June 29 vs. the Chicago (NL)...11th career four-hit game, July 8 at Kansas City...drew his 1,509th walk, breaking a tie for 16th place on the All-Time list with Lou Gehrig, July 9 at Kansas City...2,000th career hit, becoming the 19th active player (252nd All-Time) to reach the milestone, July 20 vs. Kansas City...60th career game with three-or-more walks, July 25 at Detroit...passed Jimmie Foxx, moving into 15th place on the All-Time home run list with his 535th homer, August 25 at Baltimore...tied Mickey Mantle (536) on the All-Time home run list, August 31 at Boston...tied for second in the AL with nine home runs in August...passed Mantle with his 537th home run, a game-ending homer in the 15th inning, September 6 vs. Los Angeles (AL)...hit game-winning homer in one-game playoff, September 30 vs. Minnesota...ranked among American League leaders in home runs (tied for 4th), walks (6th) and pitches per plate appearance (8th with 4.14)...appeared in 149 games, his most since 2003 with Philadelphia (159)...his 10 homers off lefties were his most since 2004 (12)...along with Ken Griffey Jr. (611), became the first teammates in baseball history to be members of the 500 and 600-homer club...moved from 22nd on the All-Time home run list to 14th, passing Mantle (536), Foxx (534), McCovey (521), Frank Thomas (521), Williams (521), Banks (512), Matthews (512) and Mel Ott (511)...jumped from 19th All-Time in walks to 15th (1,550), passing Gehrig (1,508), Mike Schmidt (1,507), Eddie Collins (1,499) and Mays (1,464)...became one of nine players in baseball history to accumulate 500 home runs, 1,500 walks and 2,000 hits, joining Barry Bonds, Harmon Killebrew, Mickey Mantle, Mel Ott, Babe Ruth, Mike Schmidt, Frank Thomas and Ted Williams.

2007: Spent his second season with the White Sox...reached base safely in 24 of 30 plate appearances from April 14-22, joining Alex Rodriguez (May 20-29, 2005) as the only AL players since 2002 to accomplish that feat...reached base safely in 16 of 17 plate appearances, April 14-19...posted his 38th career multi-homer game, surpassing Stan Musial and Willie Stargell on baseball's home run list with 476, April 18 vs. Texas...tied a club record with five walks, joining Tony Muser (1973 at Texas) and Thomas (1996 at Boston), April 19 vs. Texas...disabled with strained right ribcage, April 28-May 20...played five rehab games with Triple-A Charlotte...season-high five rbi, May 22 vs. Oakland...hit 490th homer, August 4 at Detroit...became the fourth player in baseball history to register 2,000 strikeouts, August 7 vs. Minnesota...39th career multi-homer game, August 18 at Seattle...passed Lou Gehrig and Fred McGriff on the All-Time home run list, August 28 at Texas...homered off the Angels' Dustin Mosley for 500th career home run, September 16 at U.S. Cellular Field (Jim Thome Bobblehead Day)...also marked his 10th career game-ending homer and first since July 28, 2002 vs. Detroit...became the 23rd player in baseball history (10th left-hander) to reach the 500-home run milestone, September 16 vs. Los Angeles (AL)...according to the Elias Sports Bureau, the 500th home run was hit in his 6,809th at-bat, the fourth-fastest to the historic mark behind Mark McGwire (5,487), Babe Ruth (5,800) and Harmon Killebrew (6,671)...also was the first 500th home run to end a game...along with Alex Rodriguez (August 4 vs. Kansas City) and Frank Thomas (June 28 at Minnesota), became the first trio of players to reach the 500-home milestone in the same season...posted his 40th multi-homer game, September 19 at Kansas City...moved past Eddie Murray into sole possession of 22nd All-Time with his 505th homer, September 26 vs. the Royals...tied for the AL lead with 12 home runs in September...the 12 home runs tied for the fifth-highest total for any month in club history (eighth time)...reached the 20-homer mark for the 13th time in his career, 30 homers for the 11th time and 35 for the ninth time...drove in at least 90 runs for the 10th time...the 35 home runs ranked second for left-handers in Sox franchise history, second only to his mark in 2006 (42)...moved from 28th place All-Time to 19th with 1,459 walks, passing Reggie Jackson, Tris Speaker, Hank Aaron, Wade Boggs, Frank Robinson, Eddie Mathews and Jimmie Foxx...was the White Sox recipient for the Roberto Clemente Award and Major League Baseball's "Heart and Hustle Award"...was AL Hank Aaron Award finalist and the Sox Marvin Miller Man of the Year nominee...ranked among league leaders in at-bats per home run (3rd, 12.34), home runs (tied-3rd), on-base percentage (6th, .410), slugging percentage (5th, .563) and walks (tied-7th, .95)...led club in average, runs, home runs, RBI, on-base and slugging percentage...finished first on the White Sox with 33 multi-hit games and 29 multi-rbi games...hit 21 home runs and 52 rbi in the second half...the 21 homers in the second-half tied for third-most in the AL...recorded three multi-homer games...homered in back-to-back games seven times, including three straight games from September 7-9 vs. Minnesota (24th time)...homered vs. all AL clubs for the second straight season and recorded at least one rbi against every opponent except Pittsburgh (one at-bat).

2006: Spent his first season with the Chicago White Sox...was acquired by Chicago in exchange for outfielder Aaron Roward and pitchers Daniel Haigwood and Gio Gonzalez, November 25, 2005...hit his second career Opening Day home run, April 2 vs. Cleveland...homered in each of his first two games with the White Sox, becoming the first player to accomplish that feat to start a season since Al Zarilla in 1951...moved past Cal Ripken Jr. on the All-Time list with his 432nd home run, April 3 vs. Cleveland...scored a run in a Major League record 17 straight games to start the season...homered in four straight games, April 9-13...homered in three straight from May 4-6...established a club record with 10

home runs in April...moved into 31st place on All-Time home run list with his 443rd career homer, May 6 vs. Kansas City...recorded consecutive 10-plus homer months (April/May) for the first time since August/September 2003...hit pinch-hit home runs on June 29 at Pittsburgh and July 2 at Chicago (NL)...recorded his 37th career multi-homer game, including eighth career grand slam, and fourth career six-rbi game, July 6 vs. Baltimore...with 30 homers and 77 rbi in the first half, he was named to his fifth career All-Star team, July 11 at Pittsburgh...ninth career four-hit game, September 6 at Boston...named the AL Comeback Player of the Year by Major League Baseball and *The Sporting News*...finished 12th in the AL Most Valuable Player voting with 17 points...recorded 40 home runs, 100 rbi, 100 walks and 100 runs scored for the fifth time in his career...became just the second Sox player to post those numbers, joining Frank Thomas (1993, '95-96, 2000)...his 42 home runs were a club record for left-handers and tied Frank Thomas (2003) for the fourth-highest total in White Sox history...hit 40-plus home runs for the sixth time in his career, joining Alex Rodriguez as the only players in Major League history to hit 40-or-more for three different teams (hit 40-plus with Cleveland, three times and Philadelphia, twice)...eighth career 100-rbi, 100-run season...was a finalist for the Marvin Miller Man of the Year and Player's Choice Comeback Player of the Year awards...hit .336 (36-for-116) average with RISP, his highest since 2002 (.342)...recorded at least one rbi vs. every opponent and homered vs. all AL clubs...reached base safely in 126 of 143 games (88.1 percent)...made three starts at first base, going 4-for-10 (.400) with a homer and five rbi.

2005: Limited to a career-low 59 games with injuries...disabled with lower back strain, May 1-25...moved past Billy Williams (426 HR) for 35th place on the All-Time home run list, June 9 vs. Texas...walked twice, passing Rusty Staub for 42nd place All-Time, June 28 at New York (NL)...placed on 15-day disabled list with right elbow tendinitis, July 1...made five rehab appearances with Single-A Clearwater before missing the rest of the season...underwent surgery on August 16 in Birmingham, Alabama in a procedure performed by Dr. James Andrews...did not commit an error in 57 starts at first base (434 total chances).

2004: Missed the majority of Spring Training after suffering a fractured tip of his right middle finger...collected his 1,500th career hit, April 17 vs. Montreal (double)...scored a run in 10 consecutive games, April 15-27...hit his 400th career home run, June 14 vs. Cincinnati...named NL Player of the Week, batting .391 with five home runs, 10 rbi and a 1.174 slugging percentage, June 14-20...hit 15 home runs in June, tying a personal monthly best and matching a Phillies franchise record (also Cy Williams, May of 1923)...earned NL Player of the Month for June, batting .306 with 15 homers and 31 rbi...named to his fourth career All-Star team (first in the NL)...recorded his fourth consecutive 40-home run season and ninth straight with at least 30...joined Chuck Klein (1929-30) as the first two players in Phillies history to hit 40 home runs in back-to-back seasons...sixth straight 100-walk and 100-rbi season...moved past 13 players on the All-Time home run list with 42 homers (including Jim Rice, Johnny Bench, Joe Carter and Duke Snider)...ranked second in the NL in intentional walks (26), third in home run ratio (12.1 AB) and tied for first in home runs (42).

2003: Spent entire season with Philadelphia, after signing on December 3, 2002 (first year in National League and in new organization)...made his NL debut, March 31 at Florida...had streak of reaching base in 60 straight games end, April 15 vs. Florida...recorded career rbi 1,000 and 1,001 with a two-run homer, July 23 at Chicago (NL)...named NL Co-Player of the Week, August 11-17, after batting .364 with five home runs and nine rbi...hit the final home run at Veterans Stadium, September 27...awarded NL Player of the Month for September after hitting 10 homers with 30 rbi...finished fourth in the NL MVP voting...tied for Major League lead in home runs with Alex Rodriguez (47)...joined Ken Griffey Jr. (1999-2000) as the only players in baseball history to hit 40 home runs in consecutive seasons in different leagues and 10th player to lead the league in homers in his first season (last, White Sox Dick Allen in 1972 with 37 homers)...fifth player in Phillies history to hit at least 40 home runs and first since Mike Schmidt in 1983...became the second player in baseball history to post 40-homer seasons in both AL and NL (also Mark McGwire)...recorded a career-high 131 rbi, the fifth-highest total by a Phillies player since 1900, and most since 1932 (Don Hurst, 143, and Chuck Klein, 137)...fifth straight season with at least 100 walks, 100 runs and 100 rbi...finished second in the AL in fielding percentage (.997).

2002: Spent entire season Cleveland...homered in four straight games, April 10-13, including his third career grand slam, April 10 vs. Minnesota (off Rick Reed)...hit a home run in a club record seven consecutive games, June 25-July 3, the third-longest streak in Major League history...seventh career grand slam, July 29 vs. Detroit (off Juan Acevedo)...reached base safely in his final 55 games, the second-longest streak of the season (San Diego's Ryan Klesko)...batted .338 (70-for-207) with 26 home runs after the All-Star break...his 52 home runs were a franchise record and second-most in the AL...became 21st player in Major League history to hit at least 50 home runs in a season...extended his club record with 30-plus home runs in seven straight seasons...led the AL in slugging percentage (.667), walks (122), average at home (.350), home run ratio (9.2) and rbi ratio (4.1)...second in on-base percentage (.445)...hit 11 home runs off Minnesota, including seven off Rick Reed (one grand slam).

2001: Hit first career pinch-hit homer, May 15 at Texas...passed Albert Belle as Cleveland's All-Time home run leader with his 243rd career homer, May 29 at Detroit (off Victor Santos)...went 4-for-5 with two solo home runs, June 2 vs. New York (AL)...homered in five straight games, June 9-14...tied his career-high with three home runs (second career) and six rbi, July 6 vs. St. Louis...named AL Player of the Month for July after batting .381 with 12 home runs and 39 rbi, first monthly honor after leading the league in all three categories...drew his 858th career walk, moving past Tris Speaker as the All-Time franchise leader, September 4 vs. Chicago (AL)...ranked seventh in the AL MVP voting...named to the *Sporting News* postseason All-Star team...finished second in the AL in home runs and slugging percentage (.624), tied for second in walks (111) and third in on-base percentage (.416)...recorded six multi-homer games.

2000: Hit 200th career home run, April 15 vs. Texas...collected his 1,000th career hit, August 23 vs. Oakland (off Tim Hudson)...collected four multi-homer games...collected at least 100 walks, 100 runs scored and 100 rbi for the fourth time in five seasons...hit at least 30 home runs for the fifth consecutive season...ranked third in the AL in walks (118) and was tied for 10th in home runs (37).

1999: Served a three-game suspension, May 5-7 after charging Boston's Rheal Cormier, April 23...hit a 511-foot home run, July 3 vs. Kansas City, the longest home run in Progressive Field history...became the first left-handed hitter in Indians history to hit 30 home runs in four straight seasons...set a club record with 127 walks, surpassing his own record set in 1996 (123)...led the AL in both walks and strikeouts (171), the first player to do so since Mickey Mantle in 1958...ranked first in the AL in walks and grand slams (three), tied for fifth in intentional walks (13) and was sixth in on-base percentage (.426)...made 109 starts at first base and 34 as designated hitter...posted a .994 fielding percentage, fourth-best among AL first basemen...hit .331 with runners in scoring position.

1998: Hit safely in a career-high 16 games, May 25-June 10...hit two home runs, June 19 vs. New York (AL) and June 25 vs. St. Louis...named to the AL All-Star team for the second consecutive season...finished second to Ken Griffey Jr. in the Home Run Derby at Coors Field...broke the fifth metacarpal bone in his right hand (non-displaced fracture), August 7 at Tampa Bay after being hit by a Wilson Alvarez pitch...placed on the 15-day disabled list, August 8-September 16...ranked third in the AL in on-base percentage (.413), fourth in walks (90), tied for seventh in slugging percentage (.584) and eighth in home run ratio (14.7 AB) despite missing six weeks with hand injury...received one 10th place vote in the AL MVP balloting.

1997: Hit 100th career home run, May 14 at Texas (off Bobby Witt)...second career grand slam, May 17 at Toronto...named to his first All-Star team, going 0-for-1 as a pinch-hitter...moved from third base to first base after the Indians acquired Matt Williams...became the first Cleveland player to hit at least 40 home runs and 100 runs scored and 100 rbi in consecutive seasons...first left-handed hitter since Carl Yastrzemski in 1970 to collect at least 40 home runs, 100 rbi, 100 runs and 100 walks...finished first in the AL in walks, second in home run ratio (12.4), third in on-base percentage (.423), tied for fourth in home runs and fifth in slugging percentage (.579)...finished sixth in the AL in MVP voting.

1996: Eclipsed the 30-home run and 100-rbi marks for the first time in his career...selected to his second straight *Sporting News* postseason All-Star team and earned his first Silver Slugger award as the third baseman...his 38 home runs were a club record for a third baseman...became

just the second Indians player to record 30 home runs, 100 rbi, 100 runs scored and 100 walks in one season (Al Rosen, 1950)...also joined Rosen and George Brett (1985) as the only three third basemen since 1953 to accomplish the feat...walked 123 times, breaking Mike Gargrove's club record of 111 set in 1980...ranked among AL leaders in walks (2nd), on-base percentage (4th, .450), runs (7th, 122), slugging percentage (8th, .612) and home runs (T-11th)...led the club with five triples...batted .339 with 31 home runs off right-handed pitching...hit first career grand slam off Gregg Olson, and collected six rbi, August 18 vs. Detroit...batted .407 (37-for-91) with a league-leading 11 home runs and 32 rbi.

1995: Spent entire season with Cleveland...his 25 home runs were second-most among AL third basemen (Gary Gaetti, 35)...named to the *Sporting News* American League All-Star team...ranked third in the AL in on-base percentage (.438), fifth in walks (97) and tied for ninth in batting average...hit at least .300 in four consecutive months (May-August).

1994: Spent his first full season at the Major League level with Cleveland...led all American League third basemen with 20 home runs...also finished 10th in the league in home run-ratio (16.1 AB)...41 of his 86 hits went for extra-bases...hit three home runs, July 22 vs. the White Sox.

1993: Began season at Triple-A Charlotte...recalled, August 13...named the Indians Minor League Player of the Year for the second time (1990) after batting .332 with 25 home runs and 102 rbi in 115 games with Charlotte...named International League Player of the Year, *Baseball America* Triple-A Player of the Year and Topps International League Player of the Year...selected to the International League postseason All-Star team, *Baseball America's* postseason Triple-A All-Star Team and Dream Team...led the IL in average and rbi...was honored as the Topps IL Player of the Month for June, July and August and the NAPBL Minor League Player of the Month for June.

1992: Began season on the 15-day disabled list with a strained right wrist...reinstated, May 18 with Cleveland and appeared in two games after suffering a right shoulder strain...made two rehab stints with Double-A Canton-Akron...hit .313 (15-for-48) with two home runs and 14 rbi in 12 games with Triple-A Colorado Springs...batted .205 (24-for-117) with two home runs and 12 rbi in 40 games with the Indians.

1991: Combined to hit .319 (142-for-445) with seven home runs and 73 rbi in 125 games between Double-A Canton-Akron and Triple-A Colorado Springs...was leading the Eastern League with a .337 batting average at the time of his promotion to Colorado Springs...named to the Eastern League All-Star team and *Baseball America's* Double-A All-Star team...recalled by Cleveland, September 4 and made his Major League debut that night at Minnesota, going 2-for-4 with an rbi, singling off Tom Edens for his First Major League hit...hit first home run, October 4 at New York (AL) off Steve Favrre, a two-run shot that landed in the right-field upper deck of Yankee Stadium...named the best hitting prospect in the AL by Upper Deck and *Baseball America* following the season.

1990: Split the season between Single-A Burlington and Single-A Kinston, combining to hit .340 and earned Indians Minor League Player of the Year...selected to play in the Appalachian League All-Star Game...tied for third in the league in home runs (12)...ranked by *Baseball America* as the number one prospect in the Appalachian League.

1989: Played his first professional season with the Gulf Coast League Indians.

PROFESSIONAL: Cleveland Indians 13th round pick in June, 1989 First-Year Player Draft...signed by scout Tom Coustoun.

THOME'S 2010 MLB RANKS

AB/HR (minimum of 250 at-bats)

1. Jose Bautista, TOR.....10.54
2. **Jim Thome, MIN.....11.04**
3. Albert Pujols, STL.....13.98
4. Paul Konerko, CWS.....14.05
5. Miguel Cabrera, DET.....14.42

PA/WALK (minimum of 300 pa's)

1. **Jim Thome, MIN.....5.67**
2. Daric Barton, OAK.....6.24
3. Geovany Soto, CHC.....6.24
4. Chipper Jones, ATL.....6.25
5. Lance Berkman, HOU/NYY....6.25

HOME RUNS FOR DH'S

1. David Ortiz, BOS.....31
2. Vladimir Guerrero, TEX.....25
3. **Jim Thome, MIN.....24**
4. Luke Scott, BAL.....23
5. Adam Lind, TOR.....19

THOME'S HOME RUN BREAKDOWN BY SEASON

Year	No.	Home	Road	LHP	RHP	1R	2R	3R	GS	M/A	M	JN	JL	AG	S/O
1991	1	0	1	0	1	0	1	0	0	--	--	--	--	--	1
1992	2	1	1	0	2	2	0	0	0	--	0	1	1	0	--
1993	7	5	2	2	5	6	1	0	0	--	--	--	--	2	0
1994	20	10	10	2	18	13	5	2	0	3	3	4	8	2	5
1995	25	13	12	3	22	14	5	6	0	0	8	8	4	1	4
1996	38	18	20	7	31	21	9	7	1	4	6	5	6	11	6
1997	40	17	23	4	36	27	9	3	1	5	5	12	5	9	4
1998	30	18	12	7	23	15	11	4	0	4	9	8	8	0	1
1999	33	19	14	6	27	16	12	2	3	4	3	4	6	9	7
2000	37	21	16	6	31	26	9	2	0	6	8	9	4	5	5
2001	49	30	19	4	45	26	19	4	0	3	8	10	12	10	6
2002	52	30	22	12	40	32	10	8	2	7	7	10	7	11	10
2003	47	28	19	10	37	21	20	6	0	4	8	9	6	10	10
2004	42	19	23	12	30	20	17	5	0	7	5	15	4	8	3
2005	7	6	1	2	5	4	2	1	0	1	1	5	--	--	--
2006	42	25	17	6	36	20	17	4	1	10	10	5	8	3	6
2007	35	21	14	6	29	19	8	8	0	5	1	4	7	6	12
2008	34	19	15	10	24	17	10	7	0	6	4	6	4	9	5
2009	23	14	9	5	18	10	6	6	1	4	4	5	4	6	0
2010	25	15	10	6	19	16	6	3	--	4	1	3	5	5	7
Total	589	329	260	110	479	325	177	78	9	77	91	123	99	107	92

THOME'S GAME HIGHS

2010

Hits: 3, 2x, last 8/17 vs. CWS. HR: 2, 2x, last 9/4 vs. Tex.
 RBI: 4, 9/4 vs. Tex. Hit-Strike: 8, 9/4-16
 Grand Slams: --



CAREER

Hits: 4, 11x, last 7/8/08 at K.C. HR: 3, 2x, last 7/6/01 vs. StL.
 RBI: 7, 7/17/09 vs. Bal. Hit-Strike: 16, 5/25-6/10/98
 Grand Slams: 1, 9x, last 7/17/09 vs. Bal.

THOME'S PLAYING RECORD

YEAR	CLUB	AVG	G	AB	R	H	2B	3B	HR	RBI	SH	SF	HB	BB	SO	SB	CS	E	OBP
1989	GCL Indians	.237	55	186	22	44	5	3	0	22	3	2	1	21	33	6	4	21	.314
1990	Burlington	.373	34	118	31	44	7	1	12	34	0	0	4	27	18	6	3	11	.503
	Kinston	.308	33	117	19	36	4	1	4	16	0	1	1	24	26	4	1	8	.427
1991	Canton-Akron	.337	84	294	47	99	20	2	5	45	0	3	4	44	58	8	2	17	.426
	Colorado Springs	.285	41	151	20	43	7	3	2	28	0	3	0	12	29	0	0	6	.331
	CLEVELAND	.255	27	98	7	25	4	2	1	9	0	0	1	5	16	1	1	8	.298
1992	Canton-Akron	.336	30	107	16	36	9	2	1	14	0	0	1	24	30	0	2	4	.462
	CLEVELAND	.205	40	117	8	24	3	1	2	12	0	2	2	10	34	2	0	11	.275
	Colorado Springs	.313	12	48	11	15	4	1	2	14	0	0	1	6	16	0	0	8	.400
1993	Charlotte	.332	115	410	85	136	21	4	25	102	0	4	7	76	94	1	3	15	.441
	CLEVELAND	.266	47	154	28	41	11	0	7	22	0	5	4	29	36	2	1	6	.385
1994	CLEVELAND	.268	98	321	58	86	20	1	20	52	1	1	0	46	84	3	3	15	.359
1995	CLEVELAND	.314	137	452	92	142	29	3	25	73	0	3	5	97	113	4	3	16	.438
1996	CLEVELAND	.311	151	505	122	157	28	5	38	116	0	2	6	123	141	2	2	17	.450
1997	CLEVELAND	.286	147	496	104	142	25	0	40	102	0	8	3	120	146	1	1	10	.423
1998	CLEVELAND	.293	123	440	89	129	34	2	30	85	0	4	4	89	141	1	0	10	.413
1999	CLEVELAND	.277	146	494	101	137	27	2	33	108	0	4	4	127	171	0	0	6	.426
2000	CLEVELAND	.269	158	557	106	150	33	1	37	106	0	5	4	118	171	1	0	5	.398
2001	CLEVELAND	.291	156	526	101	153	26	1	49	124	0	3	4	111	185	0	1	10	.416
2002	CLEVELAND	.304	147	480	101	146	19	2	52	118	0	6	5	122	139	1	2	10	.445
2003	PHILADELPHIA	.266	159	578	111	154	30	3	47	131	0	5	4	111	182	0	3	5	.385
2004	PHILADELPHIA	.274	143	508	97	139	28	1	42	105	0	4	2	104	144	0	2	7	.396
2005	Clearwater	.333	5	12	2	4	0	0	1	3	0	0	0	6	1	0	0	0	.556
	PHILADELPHIA	.207	59	193	26	40	7	0	7	30	0	2	2	45	59	0	0	0	.360
2006	CHICAGO (AL)	.288	143	490	108	141	26	0	42	109	0	7	6	107	147	0	0	0	.416
2007	Charlotte	.214	5	14	2	3	1	0	0	5	0	0	0	6	3	0	0	0	.450
	CHICAGO (AL)	.275	130	432	79	119	19	0	35	96	0	3	6	95	134	0	1	0	.410
2008	CHICAGO (AL)	.245	149	503	93	123	28	0	34	90	0	4	4	91	147	1	0	0	.362
2009	CHICAGO (AL)	.249	107	345	55	86	15	0	23	74	0	3	0	69	116	0	0	0	.372
	LOS ANGELES (NL)	.235	17	17	0	4	0	0	0	3	0	0	0	7	7	0	0	0	.235
2010	MINNESOTA	.283	108	276	48	78	16	2	25	59	0	2	2	60	82	0	0	0	.412
Minor League Totals		.316	414	1457	255	460	78	17	52	283	3	13	19	246	308	25	15	90	.418
American League Totals		.281	2014	6686	1300	1879	363	22	493	1355	1	62	60	1419	2003	19	15	124	.408
National League Totals		.261	378	1296	234	337	65	4	96	269	0	11	8	260	492	0	5	12	.385
Major League Totals		.278	2392	7982	1534	2216	428	26	589	1624	1	73	68	1679	2395	19	20	136	.404



◀ JIM THOME

In 2010, Thome posted both his highest SLG percentage (.627) and OPS (1.039) since 2002 (.677 and 1.122). His 2010 SLG percentage was also the second-highest of his 20-year career.

THOME'S FIELDING RECORD

POSITION	PCT	G	PO	A	E	TC	DP	PB
First Base	.994	1101	9127	709	63	9899	908	—
Third Base	.940	492	285	855	73	1213	76	—
Totals	.988	1593	9412	1564	136	11112	984	—

THOME'S DIVISION SERIES RECORD

YEAR	OPPONENT	AVG	G	AB	R	H	2B	3B	HR	RBI	SH	SF	HB	BB	SO	SB	CS	E	OBP
1995	Boston	.154	3	13	1	2	0	0	1	3	0	0	0	1	6	0	0	0	.214
1996	Baltimore	.300	4	10	1	3	0	0	0	0	0	1	1	5	0	0	0	0	.417
1997	New York (AL)	.200	4	15	1	3	0	0	0	1	1	0	0	0	5	0	0	0	.200
1998	Boston	.133	4	15	2	2	0	0	2	2	0	0	0	2	5	0	0	0	.235
1999	Boston	.353	5	17	7	6	0	0	4	10	0	0	0	4	5	0	0	0	.476
2001	Seattle	.158	5	19	2	3	0	0	1	1	0	0	0	2	8	0	0	0	.238
2008	Tampa Bay	.125	4	16	1	2	1	0	0	1	0	0	0	1	3	0	0	0	.176
2009	St. Louis	.000	3	2	0	0	0	0	0	0	0	0	1	0	1	0	0	0	.333
2010	New York (AL)	.100	3	10	2	1	0	0	0	0	0	0	1	2	3	0	0	0	.308
Division Series Totals		.188	35	117	17	22	1	0	8	18	1	0	3	13	41	0	0	0	.286

THOME'S LEAGUE CHAMPIONSHIP SERIES RECORD

YEAR	OPPONENT	AVG	G	AB	R	H	2B	3B	HR	RBI	SH	SF	HB	BB	SO	SB	CS	E	OBP
1995	Seattle	.267	5	15	2	4	1	0	1	2	0	0	0	2	3	0	0	1	.353
1997	Baltimore	.071	6	14	3	1	0	0	0	0	0	0	0	5	4	0	0	0	.316
1998	New York (AL)	.304	6	23	4	7	0	0	4	8	0	0	1	1	8	0	0	0	.360
2009	Philadelphia	1.000	2	1	0	1	0	0	0	0	0	0	0	1	0	0	0	0	1.000
LCS Totals		.245	19	53	9	13	1	0	5	10	0	0	1	9	15	0	0	1	.365

THOME'S WORLD SERIES RECORD

YEAR	OPPONENT	AVG	G	AB	R	H	2B	3B	HR	RBI	SH	SF	HB	BB	SO	SB	CS	E	OBP
1995	Atlanta	.211	6	19	1	4	1	0	1	2	0	0	0	2	5	0	0	1	.286
1997	Florida	.286	7	28	8	8	0	1	2	4	0	0	0	5	7	0	0	1	.394
World Series Totals		.255	13	47	9	12	1	1	3	6	0	0	0	7	12	0	0	2	.352

THOME'S ALL-STAR GAME RECORD

YEAR	HOST	AVG	G	AB	R	H	2B	3B	HR	RBI	SH	SF	HB	BB	SO	SB	CS	E	OBP
1997	Cleveland	.000	1	1	0	0	0	0	0	0	0	0	0	0	0	0	0	0	.000
1998	Colorado	.000	1	2	1	0	0	0	0	0	0	0	0	2	1	0	0	0	.500
1999	Boston	.500	1	2	1	1	0	0	0	1	0	0	0	1	0	0	0	0	.667
2004	Houston	.000	1	2	0	0	0	0	0	0	0	0	0	0	1	0	0	0	.000
2006	Pittsburgh	.000	1	1	0	0	0	0	0	0	0	0	0	0	0	0	0	0	.000
All-Star Game Totals		.125	5	8	2	1	0	0	0	1	0	0	0	3	2	0	0	0	.364

THOME AMONG THE LEADERS

WALKS - ALL-TIME

6. Carl Yastrzemski.....	1845
7. Mickey Mantle.....	1733
8. Mel Ott.....	1708
9. Jim Thome.....	1679
10. Frank Thomas.....	1667

HOME RUNS - ACTIVE

1. Alex Rodriguez.....	613
2. Jim Thome.....	589
3. Manny Ramirez.....	555
4. Vladimir Guerrero.....	436
Chipper Jones	

SLUGGING % - ACTIVE

2. Manny Ramirez.....	.586
3. Ryan Howard.....	.572
4. Alex Rodriguez.....	.571
5. Vladimir Guerrero.....	.563
6. Jim Thome.....	.559

AB/HR RATIO - ALL-TIME

1. Mark McGwire.....	10.61
2. Babe Ruth.....	11.76
3. Ryan Howard.....	12.79
4. Barry Bonds.....	12.92
5. Jim Thome.....	13.55

WALKS - ACTIVE

1. Jim Thome.....	1679
2. Chipper Jones.....	1404
3. Bobby Abreu.....	1341
4. Manny Ramirez.....	1329
5. Jason Giambi.....	1297

ON-BASE % - ACTIVE

4. Lance Berkman.....	.409
5. Joe Mauer.....	.407
6. Chipper Jones.....	.405
7. Jason Giambi.....	.405
8. Jim Thome.....	.404

HOME RUNS AS DH - ALL-TIME

4. Harold Baines.....	235
5. Don Baylor.....	219
6. Jose Canseco.....	208
7. Chili Davis.....	200
8. Jim Thome.....	183

RBI - ACTIVE

1. Alex Rodriguez.....	1831
2. Manny Ramirez.....	1830
3. Jim Thome.....	1624
4. Chipper Jones.....	1491
5. Vladimir Guerrero.....	1433

AB/HR RATIO - ACTIVE

1. Ryan Howard.....	12.79
2. Jim Thome.....	13.55
3. Albert Pujols.....	14.05
4. Adam Dunn.....	14.05
5. Alex Rodriguez.....	14.40

MATT TOLBERT

INFIELDER

Height: 6-0

Bats: S

Born: 5/4/82 in McComb, MS

Resides: Woodville, MS

Acquired: 16th round, 2004 First-Year Player Draft

M.L. Service: 2 years, 57 days

Contract Status: Signed thru 2011

Weight: 185

Throws: R

Opening Day Age: 28



PERSONAL: Christopher Matthew Tolbert (pronounced TOLE-ber-t)...2000 graduate of Centreville (MS) Academy where he participated in track and field, football and baseball...named All-State in baseball and football as a senior...won back-to-back state football championships in 1998 and 1999, rushing for 2,561 yards on 326 carries as running back...was the 2000 South State long jump champion...attended University of Mississippi for four years, where he was named Freshman All-American in 2002.

2010:

- Started the season at Triple-A Rochester and played in 27 games before being recalled by Minnesota, May 11...appeared in three games for the Twins before being optioned back to Rochester, May 18.
- Played in 12 games for the Red Wings before being recalled, June 1...appeared in 20 games for the Twins in his second stint.
- Drove in the game-winning run with an rbi single in the ninth inning, June 5 at Oakland.
- Hit his third career home run (first career left-handed) off Rafael Betancourt, June 15 vs. Colorado.
- Disabled list with a contusion to his right middle finger, July 1-August 15 (missed 37 games).
- Optioned to Rochester after returning from his rehab assignment, August 16...appeared in three games for the Red Wings and was recalled, August 20...finished the season at Rochester batting .283 (49-for-173) with nine doubles, three triples, one home run, 11 rbi and 19 runs in 42 games.
- Recorded two triples and a career-high five rbi, September 4 vs. Texas...second time in his career in which he recorded two triples.
- Collected 10 rbi in a 10-game span, September 4-22...reached base in six of those 10 games, with four extra-base hits and four walks.
- Played 42 games in the field for the Twins: 20 at second base (14 starts), 14 at third base (seven starts), four at first base and three at shortstop.

2009: Began season at Triple-A Rochester...played in a total of 56 games for the Red Wings, spending time at second base, third base, shortstop, left field and right field...hit first home run, April 18 at Scranton/Wilkes-Barre...had four-hit game, May 4 at Louisville...recalled by Minnesota, May 6...went 3-for-6 with four rbi and his first career home run (off Jimmy Gobble) May 21 at Chicago (AL)...reached base safely in six straight games, June 24-July 1...optioned to Rochester, July 12...four-hit game, July 26 at Charlotte...hit .345 (10-for-29) in eight July games...batted .314 (32-for-102) with five doubles, three triples, two home runs, 16 runs scored, 10 rbi and 10 multi-hit games in 23 August games...recalled by Minnesota, September 4...batted .333 (23-for-69) with four doubles, one triple, one home run, nine runs scored and seven rbi in 21 games from September 11 until the end of the season (October 6)...played in the Twins final 20 games as the regular third baseman while the Twins went 16-4 in those games...played in 71 games for the Twins, 36 at second base, 27 at third base, three at shortstop, and one at first base.

2008: Made the Twins Opening Day Roster...made Major League debut as pinch-hitter, April 1 vs. Los Angeles (AL)...singled off Joe Saunders for first career hit, April 2 vs. Los Angeles (AL)...hit safely in five of six games, going 9-for-15 (.600), April 4-11...had season-high six-game hit-streak, going 6-for-22 (.273), April 27-May 10...placed on 15-day disabled list with torn ligament in left thumb, May 16 and had surgery to repair torn ligament...rehabbed at Double-A New Britain...reinstated from the disabled list on September 2, missed 96 games...recorded his first career triple, September 3 at Toronto...recorded two triples, September 13 at Baltimore (Game 2)...tied a season-high with three hits, September 16 at Cleveland...hit safely in five of his last six games...hit .333 (10-for-30) with three rbi and five runs scored in 10 September games...hit .373 (19-for-51) in 19 games vs. American League Central opponents.

2007: Spent the entire year with Triple-A Rochester...went 7-for-10 in three games, April 13-15...hit safely in eight straight games, going 12-for-25 (.480), April 24-May 3...went 3-for-5 with a season-high four rbi, May 11 at Buffalo...named Twins' Minor League Player of the Week, May 11-17...hit .370 (20-for-54) in May...hit safely in nine straight games going 17-for-34 (.500), June 3-11...went 5-for-5 with two doubles and two rbi, June 6...played for United States team in Futures Game, July 8 at San Francisco...selected to International League team in Triple-A All-Star Game, July 10 at Albuquerque...had a nine-game hitting streak going 15-for-35 (.429), including six multi-hit games, August 4-13...hit .313 (72-for-230) prior to the All-Star break but hit .267 (50-for-187) after the break...ranked the best defensive second baseman in the International League by *Baseball America*.

2006: Began season at Double-A New Britain and hit .216 before being transferred to Single-A Ft. Myers, May 5...went 3-for-5 in his first game with the Miracle, May 6...hit safely in his first seven games (.393), May 6-12...hit .476 (10-for-21) in five games, including two three-hit games, June 2-6...promoted to New Britain, June 22 and hit safely in his first nine games (13-for-31, .419) with the Rock Cats...named Twins' Minor League Player of the Week, June 24-30...named Twins' Minor League Player of the Month for June.

2005: Spent the entire season with Single-A Ft. Myers...went 6-for-12 in his first three games...split time between second base and shortstop for the Miracle...had a season-high three-hits seven times, including in back-to-back games, August 10-11...finished the year hitting safely in 16 of 17 games, including a season-high 11-game hitting streak, August 23-September 3...was 15th among all minor leaguers in sacrifice hits (15).

2004: Made his professional debut with Elizabethton of the Appalachian League...hit .316 through his first 11 games...played in 33 games, making 28 starts at second base and one at third base.

PROFESSIONAL: Signed by scout Mark Quimuyog...originally drafted in the 19th round of the 2003 First-Year Player Draft by Baltimore.

TOLBERT'S GAME HIGHS

2010

Hits: 2, 3x, last 9/22 vs. Cle. **HR:** 1, 6/15 vs. Col.
RBI: 5, 9/4 vs. Tex. **Hit-Streak:** 4, 6/15-19
Grand Slams: --



CAREER

Hits: 3, 4x, last 9/26/09 at K.C. **HR:** 1, 3x, last 6/15/10 vs. Col.
RBI: 5, 9/4/10 vs. Tex. **Hit-Streak:** 6, 4/27-5/10/08
Grand Slams: --

TOLBERT'S PLAYING RECORD

YEAR	CLUB	AVG	G	AB	R	H	2B	3B	HR	RBI	SH	SF	HB	BB	SO	SB	CS	E	OBP
2004	Elizabethhton	.308	33	104	23	32	7	2	3	18	1	1	0	12	13	3	2	6	.376
2005	Ft. Myers	.266	111	417	55	111	20	6	3	46	15	2	3	35	80	11	4	22	.326
2006	Ft. Myers	.303	40	155	20	47	6	3	4	24	1	2	1	14	17	7	2	2	.360
	New Britain	.258	72	248	33	64	15	1	3	35	5	5	4	30	43	5	1	13	.341
2007	Rochester	.293	121	417	65	122	24	7	6	53	12	6	5	37	56	11	3	13	.353
2008	MINNESOTA	.283	41	113	18	32	6	3	0	6	2	1	0	7	19	7	1	6	.322
	New Britain	.250	14	56	6	14	3	0	0	6	0	0	0	1	6	3	3	0	.263
2009	Rochester	.288	56	236	35	68	11	6	3	22	0	0	1	14	32	7	4	3	.331
	MINNESOTA	.232	71	198	28	46	7	1	2	19	10	2	0	21	37	6	2	4	.303
2010	Rochester	.283	42	173	19	49	9	3	1	11	1	1	0	13	30	6	1	8	.332
	GCL Twins	.333	4	12	4	4	2	0	0	0	0	0	0	3	3	1	1	0	.467
	MINNESOTA	.230	48	87	8	20	4	3	1	18	1	3	0	9	18	1	1	2	.293
Minor League Totals		.281	493	1818	260	511	97	28	23	215	35	17	14	159	280	54	21	67	.341
Major League Totals		.246	160	398	54	98	17	7	3	43	13	6	0	37	74	14	4	12	.306

TOLBERT'S FIELDING RECORD

POSITION	PCT	G	PO	A	E	TC	DP	PB
First Base	1.000	5	6	0	0	6	1	—
Second Base	.986	53	110	181	4	295	43	—
Third Base	.943	58	28	88	7	123	10	—
Shortstop	.980	20	18	32	1	51	7	—
Totals	.975	136	162	301	12	475	61	—

TOLBERT'S DIVISION SERIES RECORD

YEAR	OPPONENT	AVG	G	AB	R	H	2B	3B	HR	RBI	SH	SF	HB	BB	SO	SB	CS	E	OBP
2009	New York (AL)	.200	2	5	0	1	0	0	0	0	0	0	0	1	0	0	0	0	.333
2010	New York (AL)	.000	1	0	0	0	0	0	0	0	0	0	0	0	0	0	0	0	.000
Division Series Totals		.200	3	5	0	1	0	0	0	0	0	0	0	1	0	0	0	0	.333



« MATT TOLBERT

played every defensive position for the Twins in 2010 except left field, center field, pitcher and catcher.

RENE TOSONI

OUTFIELDER

61

Height: 6-0
 Bats: L
 Born: 7/2/86 in Toronto, ON
 Resides: Coquitlam, BC (Canada)
 Acquired: 36th round, 2005 First-Year Player Draft
 M.L. Service: None
 Contract Status: Signed thru 2011



PERSONAL: Rene Micheal Tosoni (pronounced ruh-NAY tuh-SO-nee)...wife Whitney (Jenner)...2004 graduate of Terry Fox Secondary School in Port Coquitlam, British Columbia (Canada) where he also played hockey and volleyball...played high school baseball for the Coquitlam Reds of the B.C. Premier Baseball League...attended Chipola Junior College...member of Canada's Junior National Baseball team in 2003 and 2004.

2010:

- Was a Spring Training invite...reassigned to minor league camp and assigned to Double-A New Britain, March 14.
- Batted .432 (16-for-37) in his first 10 games for the Rock Cats.
- Was named Twins Minor League Player of the Week, April 23 after batting .423 with two doubles, one home run, two rbi, four runs scored and two walks in seven games.
- Played in his final game on June 6, before being placed on the disabled list with a season-ending right labrum strain, June 10.

2009: Spent entire season at Double-A New Britain...homed in his second game, April 9 at New Hampshire...hit .323 (30-for-93) with six doubles, two triples, five home runs, 20 rbi and 17 runs scored in 30 games in May...collected 19 multi-rbi games, including a season-high three rbi seven times...was selected to play in the XM Future's game in St. Louis and was named the game's Most Valuable Player after a go-ahead pinch-hit rbi-double in his only at-bat of the game, leading the World Team to a 7-5 win over the United States...batted .308 (91-for-295) with 13 home runs vs. right-handers and .185 (24-for-130) and two home runs vs. left-handers...recorded 30 multi-hit games...finished third among Twins minor leaguers with 71 rbi...participated in the Arizona Fall League with the Mesa Solar Sox, batting .218 (19-for-87) with one home run and 10 rbi in 23 games.

2008: Spent entire season at Single-A Ft. Myers...went 4-for-5 with three runs scored and two rbi, April 21 vs. Lakeland...batted .340 (16-for-47) in 13 May games...disabled with a left foot fracture, May 17...selected to the Florida State League All-Star team (DNP-DL)...rehabbed with the GCL Twins for two games and reinstated, August 26...hit safely in 30 of his 42 games played...batted .440 (11-for-25) vs. lefties and .270 (31-for-115) vs. righties.

2007: Began season at Rookie-Level Elizabethton...hit his first professional home run, July 21 vs. Bluefield...batted .337 (29-for-86) in 26 July games...recorded 22 multi-hit games...named to the Appalachian League Postseason All-Star team...transferred to Beloit, September 2...ranked third in runs and on-base percentage in the Appalachian League...transferred to Beloit, September 2 for two games, collecting three hits in 11 at-bats.

PROFESSIONAL: Signed by scout Jim Ridley...originally selected by the Twins in the 34th round of the 2004 First-Year Player Draft.

TOSONI'S PLAYING RECORD

YEAR	CLUB	AVG	G	AB	R	H	2B	3B	HR	RBI	SH	SF	HB	BB	SO	SB	CS	E	OBP
2007	Elizabethton	.301	63	236	58	71	13	4	3	31	1	4	13	32	48	13	4	2	.407
	Beloit	.273	2	11	1	3	1	0	0	1	0	0	0	0	2	0	0	0	.273
2008	GCL Twins	.667	2	6	3	4	0	0	1	3	0	0	0	0	1	0	0	1	.667
	Ft. Myers	.300	42	140	27	42	7	3	1	19	1	2	6	21	30	3	5	1	.408
2009	New Britain	.271	122	425	64	115	25	4	15	71	1	3	16	45	98	8	8	7	.360
2010	New Britain	.270	52	185	22	50	8	4	4	24	2	2	5	25	52	3	1	0	.369
Minor League Totals		.284	283	1003	175	285	54	15	24	149	5	11	40	123	231	27	18	11	.381

MOST GAMES PLAYED AT THE POSITION BY A TWIN

POS	PLAYER	GAMES	NEXT
P:	Eddie Guardado.....	648	Rick Aguilera (490)
C:	Earl Battey.....	831	Butch Wynegar (759)
1B:	Kent Hrbek.....	1,609	Harmon Killebrew (892)
2B:	Rod Carew.....	1,128	Chuck Knoblauch (999)
SS:	Greg Gagne.....	1,112	Zoilo Versalles (1,062)
3B:	Gary Gaetti.....	1,311	Rich Rollins (771)
LF:	Dan Gladden.....	621	Bob Allison (519)
CF:	Kirby Puckett.....	1,433	Torii Hunter (1,172)
RF:	Tony Oliva.....	1,137	Tom Brunansky (795)
DH:	Paul Molitor.....	380	Randy Bush (347)

DANNY VALENCIA

THIRD BASEMAN

Height: 6-2

Bats: R

Born: 9/19/84 in Miami, FL

Resides: Miami, FL

Acquired: 19th round, 2006 First-Year Player Draft

M.L. Service: 123 days

Contract Status: Signed thru 2011

Weight: 220

Throws: R

Opening Day Age: 26



19

PERSONAL: Daniel Paul Valencia (pronounced vuh-LEN-see-ya)...2003 graduate of Spanish River (FL) High School...attended UNC-Greensboro until transferring to the University of Miami (FL) after his freshman season.

2010:

- Started the season in Triple-A Rochester, batting .292 (54-for-185) with 15 doubles in 49 games with the Red Wings.
- Named Twins Minor League Player of the Week, for the week ending on May 14...batted .391 (9-for-23) with three doubles, five rbi, and four runs scored in six games for the Red Wings.
- Was recalled by Minnesota, June 3...to take the roster spot of Michael Cuddyer, who was placed on bereavement leave.
- Made his first career start, and singled off Felix Hernandez for his first Major League hit, June 3 vs. Seattle.
- Had bases loaded rbi single for first career rbi, June 16 vs. Colorado.
- Became first player in club history to hit a grand slam for first career homer (off Greinke), had first career four-hit game, career-high four rbi and career-high four runs scored, July 26 at Kansas City...the homer was his first of the season after not hitting one in 49 games at Rochester...collected two hits in the sixth inning of that game.
- Had second career four-hit game, going 4-for-5 with a double and three rbi, July 27 at Kansas City.
- Had 14 hits in 19 at-bats, with eight rbi and six runs scored in a four-game stretch, July 24-27.
- Batted .453 (24-for-53) with six doubles and 11 rbi in 16 games in July.
- Had career-high seven-game hit-streak, batting .462 (12-for-26) during the span, August 13-20.
- Committed just one error in his first 48 games with the Twins (113 total chances), posting a fielding percentage of .991 during that span.
- Hit second home run of season and first at Target Field (off Jered Weaver), August 22 vs. Los Angeles (AL).
- Had game-winning, walk-off single in the bottom of the 10th inning, September 1 vs. Detroit.
- Collected 10 hits in 16 at-bats, August 31-September 3.
- Went 2-for-3 with a home run, September 17 vs. Oakland and 2-for-4 with a home run, September 18 vs. Oakland...according to the Elias Sports Bureau, Valencia was the first Minnesota rookie to produce back-to-back multi-hit games, with a home run in each, since Jason Kubel, September 21 and 22, 2004 at Chicago (AL).
- Went 2-for-7 with two home runs and a career-high five rbi, September 25 at Detroit...one home run was a grand slam, the second of his career...it marked the first multi-homer game of his career...he became the first Twin since Gary Gaetti (1982) to hit two grand slams in his rookie season (Elias Sports Bureau)...had two of the Twins four grand slams on the season.
- Batted .386 (51-for-151) with 11 doubles, four home runs in 39 home games, hitting safely in 30 of 39 games at Target Field.
- Batted .322 (47-for-146) against the American League Central...hit .459 against Kansas City, .367 against Detroit and .325 against Chicago.
- Played in 85 games, helping the Twins go 50-35 when he was in the lineup, 40-15 when he got a hit, and 22-4 when he drove in a run.
- Named to the Topps Major League Rookie All-Star Team...named to *Baseball America's* All-Rookie Team.
- Finished third in the American League Rookie of the Year voting with 12 points (one second-place vote and nine third-place votes), behind Texas' Neftali Feliz and Detroit's Austin Jackson.
- Recipient of the Bill Boni Award for Twins Most Outstanding Rookie, voted on by the Twin Cities chapter of the BBWAA.

2009: Began season at Double-A New Britain...named Twins Minor League Player of the Week, April 24...named Eastern League Player of the Week, May 18...had 13-game hitting streak, including three home runs, 15 rbi and eight multi-hit games, May 1-24...batted .373 with 18 rbi in 20 May games...promoted to Triple-A Rochester, June 23 and went 3-for-5 with two rbi in his first game with the Red Wings that same day vs. Columbus...collected 10 hits in his first 22 at-bats with Rochester and 17 hits in his first 42...appeared in 71 games for the Red Wings, playing third base in 68 of those games...combined to bat .285 (139-for-487) with 38 doubles, four triples, 14 home runs, 70 rbi and 79 runs scored in 128 games between the two levels...his 38 doubles and 227 total bases led all Twin minor leaguers...batted .309 (50-for-162) vs. lefties on the season...played in the Puerto Rican Winter League...ranked as the sixth-best prospect in the Twins organization by *Baseball America*, entering the 2010 season.

2008: Began season at Single-A Ft. Myers...hit safely in 14 of 15 games, going 21-for-58 (.362), April 20-May 5...had 10-game hit-streak, going 19-for-36 (.528), May 9-23...hit safely in seven consecutive games, June 2-8...selected to Florida State League All-Star Game, June 14 at

TWINS ALL-TIME LEADERS

BATTING AVERAGE FOR ROOKIES
(minimum of 300 plate appearances)

1. Tony Oliva, 1964	.323
2. Danny Valencia, 2010	.311
3. Corey Koskie, 1999	.310
4. Kent Hrbek, 1982	.301
5. Mark Salas, 1985	.300

2011 PLAYERS

Brevard County...promoted to Double-A New Britain, June 16...had 13-game hit-streak, going 19-for-54 (.352), July 5-18...hit safely in season-high 15 consecutive games, going 20-for-56 (.357), August 16-31...Twins Minor League Player of the Week, August 29-September 5...had two-homer game and season-high five rbi, August 31 vs. Binghamton...played for Phoenix in the Arizona Fall League...ranked as the fifth-best prospect in the Twins organization by *Baseball America*, entering the 2009 season.

2007: Began season at Single-A Beloit...hit safely in nine consecutive games, going 14-for-34 (.412), April 13-23...had season-high 11-game hit-streak, going 16-for-41 (.390), May 11-22...homered in consecutive games, June 1-2...promoted to Single-A Ft. Myers, June 22...had season-high four hits, July 13 vs. Jupiter...homered in consecutive games, July 17-18...had nine-game hit-streak, July 30-August 8...had 10-game hit-streak, going 16-for-39 (.410), August 14-26...season-high four rbi, August 22 vs. Dunedin.

2006: Spent first professional season at Rookie-Level Elizabethton...hit safely in eight of nine games, going 11-for-31 (.355), July 13-21...season-high four hits and four rbi, July 29 vs. Greenville...had nine-game hit-streak, going 16-for-36 (.444), July 27-August 5...had season-high 13-game hit-streak, going 20-for-60 (.333), August 7-20...was fifth in Appalachian League in home runs and 10th in batting.

AMATEUR CAREER: During his time at Spanish River High School, he was a three-time first-team All-Palm honoree...named team MVP, first-team All-County, and second-team All-State as a senior; Offensive Player of the Year, first-team All-County, and second-team All-State as a junior; and team MVP and first-team All-Palm Beach County honoree as a sophomore...named Freshman of the Year by the Southern Conference Sports Media Association and second-team All-Southern Conference selection while at UNC-Greensboro after hitting .338 with eight home runs, 36 rbi and 39 runs scored in 55 games...transferred to University of Miami (FL)...named to the All-Regional team as a sophomore in 2005 after batting .300 with six home runs, 15 doubles, 63 rbi and 39 runs scored in 60 games (56 starts at first base and two starts at third base)...batted .324 with nine home runs and 61 rbi as a junior.

PROFESSIONAL: Signed by scout Hector Otero.

VALENCIA'S GAME HIGHS

2010		CAREER
Hits: 4, 2x, last 7/27 at K.C.	HR: 2, 9/25 at Det.	Hits: 4, 2x, last 7/27/10 at K.C. HR: 2, 9/25/10 at Det.
RBI: 5, 9/25 at Det.	Hit-Streak: 7, 8/13-20	RBI: 5, 9/25/10 at Det. Hit-Streak: 7, 8/13-20/10
Grand Slams: 2, last 9/25 at Det.		Grand Slams: 2, last 9/25/10 at Det.



VALENCIA'S PLAYING RECORD

YEAR	CLUB	AVG	G	AB	R	H	2B	3B	HR	RBI	SH	SF	HB	BB	SO	SB	CS	E	OBP
2006	Elizabethton	.311	48	190	30	59	13	0	8	29	0	3	3	15	34	0	2	0	.365
2007	Beloit	.302	66	242	44	73	15	0	11	35	1	0	0	28	54	3	3	7	.374
	Ft. Myers	.291	61	230	28	67	8	2	6	31	0	4	0	16	48	1	0	14	.332
2008	Ft. Myers	.336	60	220	35	74	19	3	5	44	0	4	0	27	43	2	2	6	.402
	New Britain	.289	69	266	40	77	18	2	10	32	0	2	1	18	70	2	1	8	.334
2009	New Britain	.284	57	218	44	62	14	4	7	29	0	2	1	31	40	0	2	8	.373
	Rochester	.286	71	269	35	77	24	0	7	41	0	4	1	8	37	0	2	12	.305
2010	Rochester	.292	49	185	22	54	15	0	0	24	0	1	2	14	34	2	0	4	.347
	MINNESOTA	.311	85	299	30	93	18	1	7	40	0	3	0	20	46	2	0	6	.351
	Minor League Totals	.298	481	1820	278	543	126	11	54	265	1	20	8	157	360	10	12	59	.353
	Major League Totals	.311	85	299	30	93	18	1	7	40	0	3	0	20	46	2	0	6	.351

VALENCIA'S FIELDING RECORD

POSITION	PCT	G	PO	A	E	TC	DP	PB
Third Base	.973	81	46	171	6	223	14	—

VALENCIA'S DIVISION SERIES RECORD

YEAR	OPPONENT	AVG	G	AB	R	H	2B	3B	HR	RBI	SH	SF	HB	BB	SO	SB	CS	E	OBP
2010	New York (AL)	.222	3	9	1	2	1	0	0	2	0	1	0	1	3	0	0	0	.273

2010 AL ROOKIE OF THE YEAR AWARD VOTING

PLAYER, CLUB	1ST	2ND	3RD	POINTS
Neftali Feliz, TEX	20	7	1	122
Austin Jackson, DET	8	19	1	98
Danny Valencia, MIN	—	1	9	12
Wade Davis, TB	—	—	11	11
John Jaso, TB	—	1	—	3
Brennan Boesch, DET	—	—	3	3
Brian Matusz, BAL	—	—	3	3

- ROY award voted on by the Baseball Writers' Association of America.

2010 TOPPS ROOKIE ALL-STAR TEAM

C	Buster Posey, SF	.305 BA, 18 HR, 67 RBI
1B	Gaby Sanchez, FLA	151 G, 19 HR, 85 RBI
2B	Neil Walker, PIT	.296 BA, 29 2B, 12 HR
3B	Danny Valencia, MIN	.311 BA, 18 2B, 40 RBI
SS	Starlin Castro, CHC	125 G, 300 BA, 31 2B
OF	Austin Jackson, DET	151 G, 103 R, 181 H, 34 2B
OF	Mike Stanton, FLA	22 HR, 59 RBI, 509 SLG
OF	Jason Heyward, ATL	142 G, 18 HR, 72 RBI, 91 BB
RHP	Stephen Strasburg, WAS	2.91 ERA, 92 Ks, 17 BB
LHP	Jaime Garcia, STL	13-8, 163.1 IP, 2.70 ERA
RP	Neftali Feliz, TEX	40 S, 70 G, 2.73 ERA

KYLE WALDROP

RIGHT-HANDED PITCHER

Height: 6-5
 Bats: R
 Born: 10/27/85 in Knoxville, TN
 Resides: Knoxville, TN
 Acquired: 1st round (25th overall), 2004 First-Year Player Draft
 M.L. Service: None
 Contract Status: Signed thru 2011

Weight: 215
 Throws: R
 Opening Day Age: 25



57

PERSONAL: Steven Kyle Waldrop (pronounced WALL-drup)...2004 graduate of Farragut (TN) High School...went 14-0, 0.20 (91.0 ip, 2 er) with seven walks and 118 strikeouts in 14 starts for Farragut High School.

2010:

- Was a Spring Training invite, going 0-0 with an 0.87 ERA in 10 games...spent the season with Triple-A Rochester, making 59 relief appearances.
- Recorded a save in his second appearance, April 11 at Pawtucket.
- Recorded his first win, pitching 2.1 hitless innings of relief, with a season-high four strikeouts, May 27 at Durham.
- Did not allow an earned run in 16 consecutive appearances (21.0 ip), May 26-July 6...had a 0.98 ERA through games of July 6.
- Went 3-2, 2.04 (57.1 ip, 13 er) with two saves in 39 games Pre-All-Star break and 2-1, 3.56 (30.1 ip, 12 er) in 20 games Post-All-Star break.
- Pitched for the Peoria Saguaros in the Arizona Fall League, going 1-0, 16.05 (12.1 ip, 22 er), allowing 24 hits in 10 relief appearances.

2009: Began season at Single-A Ft. Myers...earned his first win, April 27 at Palm Beach, tossing 2.0 scoreless innings of relief...picked up a 3.0-inning save, May 30 at Brevard County...did not allow an earned run in his final eight appearances (14.0 ip)...did not allow a home run in 20 appearances for the Miracle...promoted to Double-A New Britain, June 22...did not allow a home run until August 5...did not allow an earned run in 22 of his 31 appearances and did not allow more than one earned run in any of those appearances...left-handers batted .212 (24-for-113) at New Britain.

2008: Missed the entire season with a right shoulder strain.

2007: Began season at Single-A Ft. Myers...won three consecutive starts, April 16-27...went 2-0, 0.73 (12.1 ip, 1 er) and 12 strikeouts as the Florida State League Pitcher of the Week, April 16-22...struck out nine batters, May 12 at Brevard County (7.0 ip)...went 4-2, 2.86 (44.0 ip, 14 er) with 41 strikeouts in eight starts during his first stint with the Miracle...transferred to New Britain, May 17...two consecutive scoreless outings, June 21 vs. New Hampshire and June 27 at New Hampshire (6.0 and 5.0 innings respectively)...transferred to Ft. Myers, July 20...went 3-3, 3.88 (48.2 ip, 21 er) in eight starts during his second stint with the Miracle.

2006: Began season at Single-A Beloit...tossed a complete game shutout, May 15 vs. Kane County, earning the win...went 3-0, 1.54 (41.0 ip, 7 er) in six starts, May 27-June 26...transferred to Ft. Myers, July 13...went 3-0 in his first three decisions, spanning five starts with the Miracle...tossed a 7.0-inning complete game, allowing one run on six hits, August 14 at Jupiter...was ninth in the organization in ERA.

2005: Spent entire season at Single-A Beloit...tossed a complete game shutout, April 13 at Kane County, earning his first win with Beloit...three-game win-streak, June 14-July 5...tossed his second complete game, August 13 at Lancaster, but lost, allowing two runs on four hits...ranked the 10th-best prospect and best changeup in the Twins system by *Baseball America*, entering the 2006 season.

2004: Began his professional career with the GCL Twins...did not allow more than one earned run in any of his seven starts...transferred to Rookie-Elizabethton, August 6...ranked fourth-best prospect in the GCL and third-best in the Appalachian League by *Baseball America*...ranked the sixth-best prospect in the Twins organization by *Baseball America*, entering the 2005 season.

PROFESSIONAL: Signed by scout Tim O'Neil.

WALDROP'S PITCHING RECORD

YEAR	CLUB	W-L	ERA	G	GS	CG	SH	SV	IP	H	R	ER	HR	HB	BB	SO	WP	BK	BAA	
2004	GCL Twins	3-2	1.42	7	7	0	0	0	38.0	32	9	6	1	1	4	30	1	1	.229	
	Elizabethton	2-0	3.24	4	4	0	0	0	25.0	21	10	9	1	1	3	25	0	0	.221	
2005	Beloit	6-11	4.98	27	27	2	1	0	151.2	182	93	84	17	8	23	108	9	0	.291	
2006	Beloit	6-3	3.85	18	18	1	1	0	110.0	110	54	47	8	14	17	62	8	0	.259	
	Ft. Myers	3-2	3.57	8	7	1	0	0	45.1	48	27	18	4	0	17	25	2	0	.265	
2007	New Britain	3-6	5.34	11	11	0	0	0	59.0	74	42	35	7	10	19	33	3	0	.306	
	Ft. Myers	7-5	3.40	16	16	0	0	0	92.2	90	42	35	3	9	24	57	5	1	.260	
2008		INJURED - DID NOT PLAY																		
2009	Ft. Myers	3-2	3.09	20	0	0	0	3	35.0	43	15	12	0	2	7	20	1	0	.312	
	New Britain	2-3	1.46	31	0	0	0	0	55.2	51	14	9	2	7	18	30	4	0	.246	
2010	Rochester	5-3	2.57	59	0	0	0	2	87.2	89	38	25	5	7	20	60	4	1	.262	
Minor League Totals		40-37	3.60	201	90	4	2	5	700.0	740	344	280	48	59	152	450	37	3	.270	

2011 PLAYERS

DELMON YOUNG

OUTFIELDER

21

Height: 6-3

Bats: R

Born: 9/14/85 in Montgomery, AL

Resides: Camarillo, CA

Acquired: Trade with Tampa Bay, 11/28/07

M.L. Service: 4 years, 34 days

Contract Status: Signed thru 2011

Weight: 240

Throws: R

Opening Day Age: 25



PERSONAL: Delmon Damarcus Young...older brother Dmitri was the fourth player selected by St. Louis in the 1991 draft...they were the first set of brothers to each be taken within the first five selections of the draft, B.J. and Justin Upton are the only others who have done so...Delmon was on hand to see his brother's first Major League game in 1996...Delmon's sister, DeAnn, plays first base for the Oregon State University softball team...she earned All-Pac-10 Conference honorable mention and second team All-Pacific Region during her freshman year as the Beavers advanced all the way to the College World Series...at Camarillo High, she was a three-time First Team All-Pacific View League selection, the school's Co-Offensive Player of the Year as a sophomore and Pacific View League Player of the Year as a junior...father, Larry, was a Navy pilot and now is a commercial pilot...was the first player selected in the 2003 First-Year Player Draft and signed a five-year major league contract with the Rays on September 9, 2003...went to Instructional League, then made his pro debut in the Arizona Fall League one month after his 18th birthday and batted .417 (20-for-48) with five doubles, a triple and a home run.

2010:

- The 25 year-old played in his fifth season in the Majors and third with the Twins...was the Twins Opening Day left fielder, batting seventh, April 5 at Los Angeles (AL)...went 2-for-4 with two rbi and two runs scored, including the Twins first home run of the season (off Jered Weaver).
- Hit a home run in his only at-bat, April 8 at Los Angeles (AL)...came in as a defensive replacement in the eighth inning.
- Had fourth career four-hit game, including a solo home run off David Huff, May 2 at Cleveland.
- Set a career-high with his 14th home run of the season, July 28 at Kansas City.
- Hit safely in 17 of 18 games, June 3-23...batted .484 (30-for-62) with six doubles, one triple, four home runs and 22 rbi in a 14 game span, July 17-31...had five three-rbi games during that stretch.
- Posted a 12-game hitting streak, batting .481 (25-for-52), July 21-August 2.
- Had fifth career four-hit game, including a two-run home run off Brian Matusz, July 24 at Baltimore...homered in consecutive games, July 24 and 25 at Baltimore (49th and 50th of his career)...had sixth career four-hit game, July 26 at Kansas City.
- Was tied for fourth in the Majors in rbi through games of July 31...his .335 batting average also ranked fourth in all of baseball at that time...was named Co-American League Player of the Month for July, along with Toronto's Jose Bautista.
- Batted .360 (103-for-286) with 27 doubles, one triple, 12 home runs and 72 rbi in 78 games combined between May, June and July.
- Tied his career-high with his 93rd rbi of the season, September 2 vs. Detroit...set career-high by driving in his 94th run as part of a four-rbi game (season-high), September 7 vs. Kansas City.
- Tied his career-high with his 38th double of the season, September 6 vs. Kansas City...set a new career-high with his 39th and 40th double, September 7 vs. Kansas City...became the 16th different Twin with 40-or-more doubles in a season.
- Drove in his 100th rbi, September 15 at Chicago (AL)...marked the 32nd time a Twins player drove in 100-plus runs in a season.
- Hit his 44th double of the season, moving into a tie for seventh with Matt Lawton (2000) on the Twins' All-Time single season doubles list, September 27 at Kansas City.
- Hit his 45th double of the season, tying him with Torii Hunter (2007), Chuck Knoblauch (1994), Kirby Puckett (1989) and Zoilo Versalles (1965) for third on the Twins' All-Time single season doubles list, September 28 at Kansas City.
- Hit his 20th home run, becoming one of five Twins in club history to hit at least 20 homers, collect at least 40 doubles and drive in over 100 runs in a season, September 29 at Kansas City...the others being Justin Morneau (2008), Torii Hunter (2007), Michael Cuddyer (2006) and Kirby Puckett (1988).
- Hit his 46th double of the season, tying Marty Cordova (1996) for second on the Twins' All-Time doubles list, October 2 vs. Toronto...drove in his 112th run of the season in that same game, tying him with Kirby Puckett (1994) for 12th on the Twins' All-Time single season rbi list.
- Was one of three players in club history to hit over .295, collect 150-plus hits, 45-plus doubles, 20-plus home runs and 100-plus rbi...the others being Justin Morneau (2008) and Marty Cordova (1996).
- Posted a career-high .984 fielding percentage (four errors, 255 total chances)...his 12 outfield assists were the most in baseball for a left fielder.
- Recorded 48 multi-hit games, including 17 games with three-or-more hits and three four-hit games.
- Led the Twins with 112 rbi which tied Kirby Puckett (1994) for 12th on the Twins' All-Time single season rbi list.
- Finished in 10th-place in American League MVP voting with 44 total points, including one fourth-place vote.
- Was one of eight players in baseball with 20-plus homers, 40-plus doubles, 100-plus rbi and a .290-plus batting average...Cano, Holliday, Braun, Beltre, Longoria, Cabrera and Hamilton being the others.

MLB BATTING LEADERS

RBI FOR OUTFIELDERS IN 2010

1. Jose Bautista, TOR.....	124
2. Carlos Gonzalez, COL.....	117
3. Delmon Young, MIN.....	112
4. Ryan Braun, MIL.....	103
Matt Holliday, STL	

- Recipient of the Charles O. Johnson Award for Most Improved Twin, voted on by the Twin Cities chapter of the BBWAA.

2009: Hit first home run of season, April 12 at Chicago (AL)...recorded three, three-hit games in an 11-game span, with the first coming April 25 at Cleveland...second three-hit game, May 2 vs. Kansas City...third three-hit game, May 7 at Baltimore...homered in consecutive games, August 9 at Detroit and August 11 vs. Kansas City...hit five home runs and collected 11 rbi in a 10-game span, August 9-20...third career four-hit game, going 4-for-5 with the game-winning, walk-off rbi in the ninth inning, August 25 vs. Baltimore...hit first career grand slam (off Lenny DiNardo) and tied career-high with five rbi, October 2 vs. Kansas City...second career two-homer game, October 4 vs. Kansas City...named American League Co-Player of the Week along with teammate Jason Kubel, September 28-October 4, after hitting safely in all seven of his games played, compiling five straight multi-hit games, batting .448 (13-for-29) with three home runs, 10 rbi and six runs scored...batted .386 (27-for-70) with four doubles, one triple, four home runs, 12 runs scored, 17 rbi and 10 multi-hit games in his final 17 games (Twins went 13-4)...season-high nine-game hitting streak, September 27-October 6, to finish the season.

2008: Hit safely in nine of 11 games, April 5-17...was 10-for-27 (.370) in seven games, April 22-29...had first career two-steal game, April 29 vs. Chicago (AL)...hit safely in six consecutive games, going 10-for-23 (.435), May 16-21...tripled in three consecutive games, May 18-20...was 8-for-18 (.444) in four games, May 30-June 2...went 3-for-4 with a career-high three doubles, June 2 vs. New York (AL)...hit first homer as a Twin, snapping a streak of 258 at-bats without a home run, June 7 at Chicago (AL)...had back-to-back three-hit games, June 13 and 14 at Milwaukee...hit safely in 11 of 13 games from June 20-July 6, going 18-for-47 (.383) with two home runs and nine rbi during that span...went 3-for-5 with three runs scored, a home run and four rbi, July 4 vs. Cleveland...second career four-hit game, July 18 vs. Texas...hit .330 (32-for-97) with two home runs, six doubles, 15 rbi and 14 runs scored in 24 July games...homered in back-to-back games, August 12 and 13...hit .333 (21-for-63) from September 2-20 (17 games)...hit safely in 17 of 19 games from September 2-24, including a season-high eight-game hit-streak from September 15-24, with three, three-hit games during the streak...hit .341 (29-for-85) in 23 September games...finished third in the American League in three-hit games, behind Dustin Pedroia and Ichiro Suzuki...hit .300 (70-for-233) with seven home runs, 33 runs scored and 33 rbi in 64 games after the All-Star break...finished tied for fifth (Suzuki) in the American League in outfield assists with 11.

AL FIELDING LEADERS

INNINGS PLAYED IN THE OUTFIELD SINCE '07	
1. Nick Markakis.....	5571.0
2. Ichiro Suzuki.....	5432.1
3. Alex Rios.....	5340.0
4. Curtis Granderson.....	4982.1
5. Bobby Abreu.....	4963.2
6. Vernon Wells.....	4834.1
7. Delmon Young	4785.0
8. Torii Hunter.....	4723.2
9. Carl Crawford.....	4657.0
10. David DeJesus.....	4465.2

2007: Finished second in the BBWAA Rookie of the Year voting...compiled 56 points in the 5-3-1 points system...led all American League rookies in seven categories: games (162), hits (186), rbi (93), total bases (263), batting average with runners in scoring position (.349), multi-hit games (55) and outfield assists (16)...was the seventh rookie to play in every one of his team's games since 1961, first since New York's Hideki Matsui in 2003...the others: Dick Allen (1964-PHI), Bobby Knoop (1964-LAA), Johnny Ray (1982-PIT), George Scott (1966-BOS) and Jeff Conine (1993-FLA)...has played in 192 of a possible 193 games in his brief career, including the last 165...only 11 rookies (six AL) in the last 50 years have had as many hits...is one of only eight major league rookies (five AL) in the last 50 years to exceed 180 hits and 90 rbi...joins Orlando Cepeda (1958-SF), Dick Allen (1964-PHI), Tony Oliva (1964-MIN), Nomar Garciaparra (1997-BOS), Albert Pujols (2001-STL), Carlos Beltran (1999-KC) and Rich Rollins (1962-MIN)...only three major league rookies in the last 50 years have exceeded his totals in hits (186), rbi (93) and doubles (38): Tony Oliva (Min, 1964), Nomar Garciaparra (Bos, 1997) and Albert Pujols (STL, 2001)...his 16 outfield assists tied for fifth among all major league outfielders in 2007 and were nine more than any other major league rookie...his 645 at-bats ranked 10th all-time among AL rookies (most since Ichiro with Seattle in 2001, 692)...batted .349 (61-for-175) with runners in scoring position, 10th best in the American League and tops among all major league rookies...since 1974, only five American League rookies (min. 100 ABs) have finished the season with a higher average with runners in scoring position and only two (Ichiro, SEA, 2001, 51) and Fred Lynn (BOS, 1975, 56) had more hits with runners in scoring position...had four hitting streaks of 11 or more games: a 12-game streak to start the season, a 13-game and two 11-game streaks...had a total of five hitting streaks of 10+ games as a rookie (including a 12-game streak in 2006), tying Ichiro's total in 2001 for most by a rookie in the last 50 years...started 155 games in the outfield, 127 in right field...started 28 games in center field when Rocco Baldelli was injured and Elijah Dukes was placed on the temporary inactive list...in the Rays three-game series vs. Texas at Disney's Wide World of Sports, May 15-17, he went 6-for-12 with four runs scored and eight rbi...in the final game of the series, he became just the third player all-time to have a multi-homer game including a "walk-off" home run before his 22nd birthday, joining Cleveland's Buddy Bell in 1973 and Texas' Ruben Sierra in 1987...was hitting .222 entering that series; batted .306 (154-504) the rest of the way...batted .324 (24-for-74) in Interleague play...since making his major league debut on August 29, 2006 he has 226 hits, sixth most in the AL during that span behind Ichiro-285; Magglio Ordonez-254; Derek Jeter-251; Michael Young-245; and Robinson Cano-226.

2006: Was the Rays' top prospect by *Baseball America* as well as having the organization's best outfield arm and the club's top hitter for average...named the publication's #1 prospect entering the 2006 season...batted a team-high .316 in 86 games at Triple-A Durham...was suspended for 50 days by International League President Randy Mobley for throwing his bat at an umpire in a game at Pawtucket on April 26...returned to the Bulls on June 19...was hitting .338 at the time he was suspended...during his suspension, Young completed 50 hours of community service including work with the Miracle League of St. Petersburg, the Rays Wheelchair softball team, the Sheriff's Youth Ranch of Manatee County and the Ronald McDonald House...also performed community service in Durham...recalled from Triple-A Durham on August 29 when Jonny Gomes was placed in the disabled list...joined the team in Chicago for his first Major League action...had 31 hits in his first 20 major league games...finished with 40 hits in 30 games...had 14 multi-hit games in 30 starts... after call-up, started 30 of the remaining 31 games and was the team's leading hitter the rest of the season (.317, 40-for-126) and the AL's top hitting rookie over that span...made his Major League debut the day of his recall against 17-game winner Freddy Garcia and the White Sox...homered in his third plate appearance off Garcia who had hit him with a pitch in his first at-bat...became just the second top pick to homer in his first game joining Bob Horner who did it with Atlanta in 1978 (also homered in his first minor league game in 2004 and his first game with Double-A Montgomery in 2005)...followed the next night with an rbi single, sac-fly and a double off Chicago's 18-game winner Jon Garland...had four hits in game three of the series...Young was the first player since Arizona's Chad Tracy in 2004 to record a four-hit game within his first three games in the majors...became the first player since Willie McCovey in 1959 to get eight hits in his first three games...compiled a 12-game hitting streak, September 5-18, the Rays longest of the season...ranked top prospect in the International League by *Baseball America*...ranked top prospect in the Rays' organization by *Baseball America* entering the 2007 season.

2005: Named the Tampa organization's 2005 Player of the Year for the second straight season...is the only Rays farmhand to ever win the honor twice...combined at Triple-A Durham and Double-A Montgomery to hit .315 with 26 doubles, seven triples, 26 home runs, 99 rbi and 32 stolen bases...his 176 hits were the fourth most in the minors as were his 294 total bases (tied)...was one of just four minor leaguers to hit 25 home runs and steal 25 bases...no other minor leaguer reached his figures in doubles, triples, home runs and stolen bases...named the 2005 *Baseball America* Minor League Player of the Year...also awarded the J.G. Taylor Spink Award as the *Topps* Minor League Player of the Year...at just 19-years-old, he was the youngest player in the International League and the youngest player to win the *Baseball America* POY award since Braves outfielder Andruw Jones won in back-to-back years in 1995-96...he batted .285 (65-for-228) with 13 doubles, six home runs and 28 rbi in 59 games at Durham hitting safely in his first 13 games at the Triple-A level, tying his career-high hit streak...anchored a triple play August 3 against Norfolk (Mets)...Young snared a sinking line drive and gunned down a runner out at the plate; Durham catcher Tim Laker then threw on to first to double-up the runner there...was the first triple play for the Bulls since joining the Triple-A ranks in 1998...named Southern League Most Valuable Player despite being promoted to Triple-A on July 15...hit .336 (111-for-330) with a franchise-record 20 home runs and 71 rbi with

the Biscuits and earned a spot on the Southern League's midseason and postseason All-Star teams...he fell eight at-bats shy of qualifying as the SL batting champ...at the time of his call-up, he led the Southern League in home runs, hits (111) and rbi (71) while ranking fourth with a .336 average and tied for third with 25 stolen bases...was awarded the league's player of the month honors in both May and June becoming the first player to win the award twice in the same year since Oakland's Eric Chavez in 1998...Young hit a combined .363 (78-for-215) with 11 doubles, 15 home runs and 52 rbi for both months...hit a game-tying 2-run home run in the 7th inning on Opening Day against Mississippi (Braves) in his Double-A debut...homered on opening day in each of his first two seasons...hit his first career grand slam June 19 at Jacksonville (LAD)...was named by *Baseball America's* best tools survey as being the Southern League's best batting prospect and the most exciting player as well as having the best power and best outfield arm...the publication also named him the Southern League, International League and Rays organization top prospect...represented Team USA at the All-Star Future's Game in Detroit for the second straight year...played the entire game in right field and went 1-for-2 with a walk...ranked top prospect in the Rays' organization by *Baseball America*, entering the 2006 season.

2004: Entered the season as the second best prospect in the Rays' organization by *Baseball America* behind B.J. Upton...named the Tampa Bay Rays organization's Player of the Year in 2004 after leading the South Atlantic League with 116 rbi and 165 hits while his 25 home runs were sixth, all setting Rays organization records for a first-year player...while with Single-A Charleston his 116 rbi were the most in that league since 1997, led the Rays organization and set a new Charleston single-season record...it was the second-highest rbi total ever for a Tampa Bay minor league behind Steve Cox's 127 in 1999...drove in 103 runs in the final four months...was one of just six players in minor league baseball to reach the 20/20 club and the only player in the minors to post 25 home runs and steal 20 or more bases...named *Baseball America's* top prospect as well as garnering a position on their Minor League All-Star team...was also named BA's Single-A (low) player of the year...also named the South Atlantic League's Most Outstanding Major League Prospect...homered in his first regular season game April 8 against Greensboro (Marlins)...reached base safely via hit or walk in 55 of his 59 games in the second half of the season...was named the *Topps* SAL August Player of the Month and was also awarded the SAL Batter of the Week for two consecutive weeks August 6-12 and 13-19...he was a representative of Team USA at the 2004 All-Star Future's Game in Houston (0-for-1)...was also named the top prospect in the 2004 Arizona Fall League, despite being the only teenager in the league...ranked top prospect in the Rays' organization by *Baseball America* entering the 2005 season.

AMATEUR CAREER: Batted .523 (34-for-61) with 40 runs, seven home runs, 28 rbi in 22 games as a senior for Adolfo Camarillo (CA) High School...missed the first five games of the season with a sprained ankle, but the team went 21-0 the rest of the regular season after Young returned...the team extended the winning streak to 23 straight games, before losing to Arlington High, 7-4, on May 27 in a second-round playoff game...*Baseball America* rated him as the top prospect in the 2003 draft, the best power hitter and as being closest to the majors among the nation's high school players...named to *Baseball America's* High School All-America team in 2002 and 2003 and *USA Today's* 2003 All-USA team...was *Baseball America's* Youth Player of the Year in 2002...as a junior, led Camarillo to the California Interscholastic Federation Southern Section Division I Championship with a .542 average, 17 home runs, 55 runs scored and 56 rbi...his 17 home runs were a Ventura County record...named the California State Player of the Year, the first junior to win the award since Eric Chavez won it in 1995...in the summer of 2002 hit 16 home runs for his Junior National Team as he helped the Scorpions win their fourth straight Pacific View League title...at the World Junior Championships in Sherbrooke, Quebec, Canada, he helped lead Team USA to a bronze medal while batting .513 with a tournament record eight home runs and 19 rbi in 38 at-bats...participated in the USA High School All-Star Team in the 16th Goodwill Games in Irvine, CA playing a four-game series against Japan...also played for Team USA in the 15th Annual Goodwill Games...earned California's Sophomore Player of the Year in 2001 and the state's Freshman of the Year in 2000, both honors his brother won as well...took part in the 1999 Area Code games, despite being only 13 years old...the event is normally reserved for showcasing high school seniors.

PROFESSIONAL: Tampa Bay's 1st round pick (1st overall) in the June, 2003 First-Year Player Draft...signed by scout Rich Aude.

2010				CAREER			
Hits: 4, 3x, last 7/26 at K.C.	HR: 1, 21x, last 10/1 vs. Tor.	Hits: 4, 6x, last 7/26/10 at K.C.	HR: 2, 2x, last 10/04/09				
RBI: 4, 9/7 vs. K.C.	Hit-Strike: 12, 7/21-8/2	RBI: 5, 2x, last 10/2/09 vs. K.C.	Hit-Strike: 13, 6/15-28/07				
Grand Slams: --		Grand Slams: 1, 10/2/09 vs. K.C.					



YOUNG'S PLAYING RECORD

YEAR	CLUB	AVG	G	AB	R	H	2B	3B	HR	RBI	SH	SF	HB	BB	SO	SB	CS	E	OBP
2004	Charleston	.320	131	513	95	164	26	5	25	115	0	6	6	53	120	21	6	5	.386
2005	Montgomery	.336	84	330	59	111	13	4	20	71	0	8	7	25	66	25	8	7	.386
	Durham	.285	52	228	33	65	13	3	6	28	0	0	2	4	33	7	4	6	.303
2006	Durham	.316	86	342	50	108	22	4	8	59	0	10	3	15	65	22	4	2	.341
	TAMPA BAY	.317	30	126	16	40	9	1	3	10	0	1	3	1	24	2	2	1	.336
2007	TAMPA BAY	.288	162	645	65	186	38	0	13	93	0	7	3	26	127	10	3	7	.316
2008	MINNESOTA	.290	152	575	80	167	28	4	10	69	1	5	7	35	105	14	5	8	.336
2009	MINNESOTA	.284	108	395	50	112	16	2	12	60	0	5	4	12	82	2	5	5	.308
2010	MINNESOTA	.298	153	570	77	170	46	1	21	112	0	9	6	28	81	5	4	4	.333
	Minor League Totals	.317	353	1413	237	448	74	16	59	273	0	24	18	97	284	75	22	20	.363
	Major League Totals	.292	605	2311	288	675	137	8	59	344	1	27	23	102	429	33	19	25	.325

YOUNG'S FIELDING RECORD

POSITION	PCT	G	PO	A	E	TC	DP	PB
Outfield	.978	588	1064	47	25	1136	12	—

YOUNG'S DIVISION SERIES RECORD

YEAR	OPPONENT	AVG	G	AB	R	H	2B	3B	HR	RBI	SH	SF	HB	BB	SO	SB	CS	E	OBP
2009	New York (AL)	.083	3	12	1	1	1	0	0	0	0	0	1	1	5	1	0	0	.214
2010	New York (AL)	.333	3	12	1	4	0	1	0	0	0	0	0	1	1	0	0	0	.385
	Division Series Totals	.208	6	24	2	5	1	1	0	0	0	0	1	2	6	1	0	0	.296

2010 YEAR IN REVIEW



TWINS' FINAL STATISTICS – 2010

Batting: (3rd in A.L.)

PLAYER	AVG	G	AB	R	H	2B	3B	HR	RBI	SH	SF	HB	BB	SO	SB	CS	E	OBP
Butera	.197	49	142	12	28	6	1	2	13	3	2	4	4	25	0	0	5	.237
Casilla	.276	69	152	26	42	7	4	1	20	4	1	0	13	17	6	1	5	.331
RIGHT	.364		.33		12	2	0	0	6	2	1	0	2	2				.389
LEFT	.252		.119		30	5	4	1	14	2	0	0	11	15				.315
Cuddyer	.271	157	609	93	165	37	5	14	81	0	4	4	58	93	7	3	6	.336
Hardy	.268	101	340	44	91	19	3	6	38	3	4	0	28	54	1	1	11	.320
Hudson	.268	126	497	80	133	24	5	6	37	5	3	4	50	87	10	3	8	.338
RIGHT	.261		.188		49	9	0	5	15	2	2	0	17	27				.319
LEFT	.272		.309		84	15	5	1	22	3	1	4	33	60				.349
Hughes	.286	2	7	1	2	0	0	1	0	0	0	0	0	3	0	1	0	.286
Kubel	.249	143	518	68	129	23	3	21	92	0	5	3	56	116	0	1	5	.323
Mauer	.327	137	510	88	167	43	1	9	75	0	6	3	65	53	1	4	3	.402
Morales	.194	19	36	4	7	2	0	0	7	0	2	0	6	14	0	0	0	.295
RIGHT	.250		4		1	0	0	0	3	0	1	0	0	1				.200
LEFT	.188		.32		6	2	0	0	4	0	1	0	6	13				.308
Morneau	.345	81	296	53	102	25	1	18	56	0	2	0	50	62	0	0	1	.437
Plouffe	.146	22	41	7	6	1	0	2	6	2	1	0	0	14	0	0	1	.143
Punto	.238	88	252	24	60	11	1	1	20	4	3	1	28	50	6	2	8	.313
RIGHT	.267		.86		23	4	0	0	7	1	2	0	9	13				.330
LEFT	.223		.166		37	7	1	1	13	3	1	1	19	37				.305
Repko	.228	58	127	19	29	6	0	3	9	1	0	5	13	38	3	2	0	.324
Revere	.179	13	28	1	5	0	0	0	2	0	0	0	2	5	0	1	1	.233
Span	.264	153	629	85	166	24	10	3	58	10	2	4	60	74	26	4	4	.331
Thome	.283	108	276	48	78	16	2	25	59	0	2	2	60	82	0	0	0	.412
Tolbert	.230	48	87	8	20	4	3	1	18	1	3	0	9	18	1	1	2	.293
RIGHT	.056		.18		1	0	0	0	1	0	1	0	2	7				.143
LEFT	.275		.69		19	4	3	1	17	1	2	0	7	11				.333
Valencia	.311	85	299	30	93	18	1	7	40	0	3	0	20	46	2	0	6	.351
Young	.298	153	570	77	170	46	1	21	112	0	9	6	28	81	5	4	4	.333
Baker	.000	29	3	0	0	0	0	0	0	1	0	0	0	2	0	0	1	.000
Blackburn	.000	28	1	0	0	0	0	0	0	0	0	0	0	0	0	0	2	.000
Capps	.000	27	0	0	0	0	0	0	0	0	0	0	0	0	0	0	0	.000
Crain	.000	71	1	0	0	0	0	0	0	0	0	0	0	1	0	0	1	.000
Duensing	.000	53	1	0	0	0	0	0	0	0	0	0	0	1	0	0	0	.000
Liriano	.000	31	2	0	0	0	0	0	0	0	0	0	0	1	0	0	1	.000
Manship	.000	13	1	0	0	0	0	0	0	0	0	0	0	1	0	0	0	.000
Pavano	.500	32	6	0	3	0	0	0	0	2	0	0	0	2	0	0	0	.500
Rauch	.000	59	0	0	0	0	0	0	0	1	0	0	0	0	0	0	0	.000
Slowey	.000	31	2	0	0	0	0	0	0	0	0	0	0	1	0	0	2	.000
MINNESOTA	.273	162	5568	781	1521	318	41	142	749	38	53	39	559	967	68	28	78	.341
OPPONENTS	.266	162	5603	671	1493	307	35	155	642	35	37	47	383	1048	82	37	97	.317
DH	.264	162	553	90	146	25	3	31	107	0	9	2	94	132	1	2	0	.368

Pitching: (5th in A.L.)

PITCHER	W	L	ERA	G	GS	CG	SH	SV	IP	H	R	ER	HR	HB	BB	SO	WP	BK	BAA		
Baker	12	9	4.49	29	29	0	0	0	170.1	186	87	85	23	6	43	148	7	0	.277		
Blackburn	10	12	5.42	28	26	1	0	0	161.0	194	101	97	25	4	40	68	3	1	.302		
Burnett	2	2	5.29	41	0	0	0	0	47.2	52	28	28	6	2	23	37	2	2	.287		
Capps	2	0	2.00	27	0	0	0	16	27.0	24	7	6	1	0	8	21	1	0	.247		
Crain	1	1	3.04	71	0	0	0	1	68.0	53	27	23	5	1	27	62	3	0	.215		
Delaney	0	0	9.00	1	0	0	0	0	1.0	2	1	1	1	0	1	0	0	0	.500		
Duensing	10	3	2.62	53	13	1	1	0	130.2	122	42	38	11	3	35	78	1	0	.247		
Flores	0	0	4.91	11	0	0	0	0	3.2	10	2	2	2	0	2	2	0	0	.500		
Fuentes	0	0	0.00	9	0	0	0	1	9.2	3	0	0	0	1	2	8	1	0	.094		
Guerrier	5	7	3.17	74	0	0	0	1	71.0	56	28	25	7	3	22	42	2	0	.219		
Liriano	14	10	3.62	31	31	0	0	0	191.2	184	77	77	9	10	58	201	10	1	.252		
Mahay	1	1	3.44	41	0	0	0	0	34.0	33	15	13	5	0	8	25	1	0	.252		
Manship	2	1	5.28	13	1	0	0	0	29.0	34	20	17	3	0	6	21	0	0	.293		
Mijares	1	1	3.31	47	0	0	0	0	32.2	34	14	12	4	1	9	28	1	0	.268		
Neshek	0	1	5.00	11	0	0	0	0	9.0	7	5	5	1	1	8	9	0	0	.206		
Pavano	17	11	3.75	32	32	7	2	0	221.0	227	95	92	24	6	37	117	4	0	.266		
Perkins	1	1	5.82	13	1	0	0	0	21.2	29	16	14	3	4	5	14	0	0	.337		
Rauch	3	1	3.12	59	0	0	0	21	57.2	61	20	20	3	1	14	46	1	0	.268		
Slama	0	1	7.71	5	0	0	0	0	4.2	6	4	4	1	0	5	5	1	0	.300		
Slowey	13	6	4.45	30	28	0	0	0	155.2	172	80	77	21	4	29	116	3	0	.280		
MINNESOTA	94	68	3.95	162	162	9	13	40	1452.2	1493	67	1	63	8	155	47	383	1048	41	4	.266
OPPONENTS	68	94	4.53	162	162	8	8	37	1440.0	1521	78	1	72	4	142	39	559	967	58	8	.273

TWINS' FINAL STATISTICS – 2010

Fielding: (2nd in A.L.)

PLAYER	POS	PCT	G	GS	PO	A	E	TC	DP	TP	PB
Baker.....	p.....	.966	29	29	15	13	1	29	1	0	--
Blackburn.....	p.....	.947	28	26	11	25	2	38	4	0	--
Burnett.....	p.....	.857	41	0	1	5	1	7	0	0	--
Capps.....	p.....	1.000	27	0	2	3	0	5	1	0	--
Crain.....	p.....	.944	71	0	3	14	1	18	3	0	--
Delaney.....	p.....	.000	1	0	0	0	0	0	0	0	--
Duensing.....	p.....	1.000	53	13	5	25	0	30	1	0	--
Flores.....	p.....	1.000	11	0	0	1	0	1	0	0	--
Fox.....	p.....	1.000	4	1	1	0	0	1	0	0	--
Fuentes.....	p.....	1.000	48	0	0	5	0	5	0	0	--
Guerrier.....	p.....	1.000	74	0	8	11	0	19	0	0	--
Liriano.....	p.....	.966	31	31	4	24	1	29	1	0	--
Mahay.....	p.....	1.000	41	0	2	1	0	3	0	0	--
Manship.....	p.....	1.000	13	1	1	4	0	5	0	0	--
Mijares.....	p.....	1.000	47	0	0	2	0	2	0	0	--
Neshek.....	p.....	1.000	11	0	0	2	0	2	0	0	--
Pavano.....	p.....	1.000	32	32	19	26	0	45	3	0	--
Perkins.....	p.....	1.000	13	1	1	9	0	10	0	0	--
Rauch.....	p.....	1.000	59	0	3	2	0	5	1	0	--
Slama.....	p.....	.000	5	0	0	0	0	0	0	0	--
Slowey.....	p.....	.920	30	28	11	12	2	25	0	0	--
Fox.....	p.....	.000	1	1	0	0	0	0	0	0	--
Fuentes.....	p.....	.000	9	0	0	0	0	0	0	0	--
Butera.....	c.....	.985	47	44	301	26	5	332	3	0	4
Mauer.....	c.....	.996	112	107	696	34	3	733	3	0	4
Morales.....	c.....	1.000	11	4	43	1	0	44	0	0	0
Ramos.....	1b.....	1.000	2	2	19	2	0	21	2	0	--
Cuddyer.....	c.....	1.000	7	7	41	1	0	42	0	0	0
Cuddyer.....	1b.....	.996	84	81	760	39	3	802	70	0	--
Cuddyer.....	2b.....	1.000	1	1	3	3	0	6	0	0	--
Cuddyer.....	3b.....	.960	14	13	3	21	1	25	1	0	--
Cuddyer.....	of.....	.984	67	61	118	5	2	125	0	0	--
Harris.....	1b.....	1.000	3	2	14	0	0	14	1	0	--
Harris.....	2b.....	.000	1	0	0	0	0	0	0	0	--
Harris.....	3b.....	1.000	27	21	11	40	0	51	3	0	--
Harris.....	ss.....	1.000	11	9	9	21	0	30	5	0	--
Morneau.....	1b.....	.999	77	77	674	59	1	734	64	0	--
Tolbert.....	1b.....	1.000	4	0	5	0	0	5	0	0	--
Tolbert.....	2b.....	.984	20	14	21	41	1	63	7	0	--
Tolbert.....	3b.....	.967	14	7	8	21	1	30	1	0	--
Tolbert.....	ss.....	1.000	3	0	2	2	0	4	1	0	--
Tolbert.....	of.....	.000	1	0	0	0	0	0	0	0	--
Casilla.....	2b.....	.988	24	16	34	51	1	86	11	0	--
Casilla.....	ss.....	.961	30	20	30	69	4	103	15	0	--
Casilla.....	3b.....	1.000	6	1	1	2	0	3	0	0	--
Casilla.....	of.....	1.000	1	0	1	0	0	1	0	0	--
Hudson.....	2b.....	.987	123	123	255	374	8	637	78	0	--
Plouffe.....	2b.....	1.000	2	0	2	4	0	6	1	0	--
Plouffe.....	ss.....	.971	9	7	13	20	1	34	5	0	--
Punto.....	2b.....	.936	12	8	15	29	3	47	5	0	--
Punto.....	3b.....	1.000	48	38	29	93	0	122	6	0	--
Punto.....	ss.....	.962	31	31	48	80	5	133	16	0	--
Hughes.....	3b.....	1.000	2	2	0	4	0	4	1	0	--
Valencia.....	3b.....	.973	81	80	46	171	6	223	14	0	--
Hardy.....	ss.....	.976	100	95	150	289	11	450	62	0	--
Kubel.....	of.....	.972	98	95	169	7	5	181	3	0	--
Repko.....	of.....	1.000	48	31	87	5	0	92	1	0	--
Revere.....	of.....	.947	11	6	18	0	1	19	0	0	--
Span.....	of.....	.990	153	151	407	5	4	416	3	0	--
Young.....	of.....	.984	149	142	239	12	4	255	2	0	--
TOTALS		.982	162	162	4353	1671	108	6132	167	0	4

2010 YEAR IN REVIEW

Did you know?

...Tony Oliva's 217 hits in 1964 are the second most ever by an American League rookie (Ichiro Suzuki in 2001).

TWINS' FINAL CLUB STATISTICS – 2010

	HOME		ROAD		TOTALS	
	W	L	W	L	W	L
VS. BALTIMORE	2	2	3	1	5	3
VS. BOSTON	2	1	0	2	2	3
VS. NEW YORK	1	2	1	2	2	4
VS. TAMPA BAY	1	3	2	2	3	5
VS. TORONTO	1	3	2	3	3	6
TOTALS VS. EAST	7	11	8	10	15	21
VS. CHICAGO (AL)	6	3	7	2	13	5
VS. CLEVELAND	6	3	6	3	12	6
VS. DETROIT	7	2	2	7	9	9
VS. KANSAS CITY	7	2	6	3	13	5
TOTALS VS. CENTRAL	26	10	21	15	47	25
VS. LOS ANGELES	2	1	3	1	5	2
VS. OAKLAND	4	2	2	1	6	3
VS. SEATTLE	3	0	3	4	6	4
VS. TEXAS	6	0	1	3	7	3
TOTALS VS. WEST	15	3	9	9	24	12
TOTALS VS. A.L.	48	24	38	34	86	58
VS. ATLANTA	1	2	0	0	1	2
VS. COLORADO	2	1	0	0	2	1
VS. MILWAUKEE	2	1	0	3	2	4
VS. NEW YORK	0	0	1	2	1	2
VS. PHILADELPHIA	0	0	2	1	2	1
TOTALS VS. N.L.	5	4	3	6	8	10
OVERALL TOTALS	53	28	41	40	94	68

DOUBLEHEADERS (HOME)	WON 0	LOST 0	SPLIT 0
DOUBLEHEADERS (ROAD)	WON 0	LOST 0	SPLIT 0

	HOME		ROAD		TOTALS	
	W	L	W	L	W	L
SHUTOUTS	8	3	5	5	13	8
SHO - INDIVIDUAL	1	0	2	2	3	2
EXTRA INNINGS	3	2	6	3	9	5
ONE-RUN DECISIONS	21	10	10	13	31	23
TWO-RUN DECISIONS	5	4	8	6	13	10
VS. LH STARTERS	16	9	16	5	32	14
VS. RH STARTERS	37	19	25	25	62	44
GRASS FIELDS	53	28	37	35	90	63
ARTIFICIAL FIELDS	0	0	4	5	4	5
DAY GAMES	19	12	13	11	32	23
NIGHT GAMES	34	16	28	29	62	43

ATTENDANCE

HOME	3,223,640 (81 DATES)	39,798 AVG
ROAD	2,215,392 (81 DATES)	27,351 AVG

DOUBLE PLAYS	MIN 150	OPP 191	STARTERS	WON 73	LOST 50
TRIPLE PLAYS	0	0	RELIEVERS	21	18
LEFT ON BASE	1156	1077	STREAKS	8	5
GRAND SLAM HR	4	4			
HOME RUNS - HOME	52	64			
HOME RUNS - ROAD	90	91			

TWINS VS. LEFT-HANDERS – 2010

BATTER	AVG	G	AB	R	H	2B	3B	HR	RBI	SH	SF	HP	BB	SO	SB	CS	OBP
Butera	.183	29	60	2	11	4	0	0	4	2	2	1	1	14	0	0	.203
Casilla	.364	22	33	5	12	2	0	0	6	2	1	0	2	2	1	0	.389
Cuddyer	.285	90	179	29	51	14	1	6	23	0	1	1	34	23	0	1	.400
Hardy	.210	50	105	14	22	5	2	1	7	1	0	0	12	18	0	1	.291
Harris	.178	21	45	4	8	1	0	0	1	0	0	0	2	11	0	0	.213
Hudson	.261	82	188	28	49	9	0	5	15	2	2	0	17	27	2	2	.319
Hughes	.250	2	4	0	1	0	0	0	0	0	0	0	0	2	0	1	.250
Kubel	.225	85	160	19	36	9	2	2	21	0	2	1	20	40	0	0	.311
Mauer	.272	99	206	24	56	14	0	2	25	0	2	3	20	25	0	2	.342
Morales	.250	5	4	0	1	0	0	0	3	0	1	0	0	1	0	0	.200
Morneau	.325	61	120	16	39	9	0	7	20	0	0	0	13	25	0	0	.391
Plouffe	.200	4	5	1	1	0	0	0	1	0	0	0	0	1	0	0	.200
Punto	.253	42	83	6	21	3	0	0	7	1	2	0	9	13	3	2	.319
Ramos	.556	4	9	0	5	2	0	0	1	0	0	0	0	1	0	0	.556
Repko	.196	24	51	5	10	3	0	0	2	1	0	1	4	16	2	0	.268
Revere	.154	5	13	0	2	0	0	0	1	0	0	0	1	1	0	0	.214
Span	.279	94	215	28	60	9	3	0	25	4	1	1	22	30	5	3	.347
Thome	.241	52	87	8	21	2	0	6	14	0	0	0	7	32	0	0	.298
Tolbert	.056	11	18	0	1	0	0	0	1	0	1	0	2	7	1	1	.143
Valencia	.374	47	99	13	37	7	1	2	16	0	0	0	12	12	2	0	.441
Young D	.312	76	173	30	54	13	0	10	30	0	4	4	13	25	2	0	.366
PITCHERS	.125	8	0	1	0	0	0	0	2	0	0	0	5	0	0	0	.125
TOTALS	.268	1665	232	499	106	9	41	223	15	19	12	191	331	18	13	.336	

PITCHER	AVG	AB	H	HR	HB	BB	SO
Baker	.277	328	91	12	5	25	81
Blackburn	.285	319	91	14	0	26	29
Burnett	.351	57	20	1	0	14	10
Capps	.255	47	12	0	0	6	9
Crain	.196	102	20	3	0	12	23
Delaney	.000	1	0	0	0	1	0
Duensing	.162	142	23	1	3	7	34
Flores	.636	11	7	0	0	2	0
Fox	.286	7	2	0	0	1	0
Fuentes	.111	9	1	0	1	1	3
Guerrier	.236	89	21	1	1	11	14
Liriano	.218	165	36	0	3	4	52
Mahay	.219	64	14	1	0	2	12
Manship	.236	55	13	2	0	3	11
Mijares	.268	56	15	1	1	3	14
Neshek	.286	7	2	0	0	2	2
Pavano	.292	411	120	10	2	19	55
Perkins	.241	29	7	0	1	2	3
Rauch	.288	111	32	3	1	7	24
Slama	.333	9	3	1	0	3	3
Slowey	.275	316	87	6	0	18	67
TOTALS	.264	2335	617	56	18	169	446

2010 YEAR IN REVIEW

EXTRA INNING GAMES (9-5) – 2010

DATE	OPPONENT	W/L	SCORE	INN	WINNER	LOSER
4- 9	at Chicago (AL)	W	4- 3	11th	Duensing	Pena
4-24	at Kansas City	W	9- 7	12th	Rauch	Tejada
5- 1	at Cleveland	L	4- 5	11th	Wright	Burnett
5-22	Milwaukee	W	8- 7	12th	Crain	Parra
6- 2	at Seattle	L	1- 2	10th	League	Guerrier
6- 4	at Oakland	W	5- 4	11th	Rauch	Baez
6-19	at Philadelphia	W	13-10	11th	Rauch	Cormier
7- 1	Tampa Bay	L	4- 5	10th	Cormier	Cormier
8- 4	at Tampa Bay	W	2- 1	13th	Guerrier	Cormier
8-17	Chicago (AL)	W	7- 6	10th	Mahay	Thornton
9- 1	Detroit	W	2- 1	10th	Rauch	Perry
9- 2	Detroit	L	9-10	13th	Valverde	Blackburn
9-11	at Cleveland	W	1- 0	10th	Guerrier	Germano
9-25	at Detroit	L	10-11	13th	Schlereth	Neshek

TWINS VS. RIGHT-HANDERS – 2010

BATTER	AVG	G	AB	R	H	2B	3B	HR	RBI	SH	SF	HP	BB	SO	SB	CS	OBP
Butera	.207	37	82	10	17	2	1	2	9	1	0	3	3	11	0	0	.261
Casilla	.252	62	119	21	30	5	4	1	14	2	0	0	11	15	5	1	.315
Cuddyer	.265	145	430	64	114	23	4	8	58	0	3	3	24	70	7	2	.307
Hardy	.294	91	235	30	69	14	1	5	31	2	4	0	16	36	1	0	.333
Harris	.143	33	63	7	9	2	0	1	3	0	1	2	7	12	0	0	.247
Hudson	.272	108	309	52	84	15	5	1	22	3	1	4	33	60	8	1	.349
Hughes	.333	2	3	1	1	0	0	1	1	0	0	0	0	1	0	0	.333
Kubel	.260	129	358	49	93	14	1	19	71	0	3	2	36	76	0	1	.328
Mauer	.365	114	304	64	111	29	1	7	50	0	4	0	45	28	1	2	.442
Morales	.188	16	32	4	6	2	0	0	4	0	1	0	6	13	0	0	.308
Morneau	.358	73	176	37	63	16	1	11	36	0	2	0	37	37	0	0	.465
Plouffe	.139	21	36	6	5	1	0	2	5	2	1	0	0	13	0	0	.135
Punto	.231	76	169	18	39	8	1	1	13	3	1	1	19	37	3	0	.311
Ramos	.167	7	18	2	3	1	0	0	0	0	0	1	0	2	0	0	.211
Repko	.250	50	76	14	19	3	0	3	7	0	0	4	9	22	1	2	.360
Revere	.200	11	15	1	3	0	0	0	1	0	0	0	1	4	0	1	.250
Span	.256	134	414	57	106	15	7	3	33	6	1	3	38	44	21	1	.322
Thome	.302	96	189	40	57	14	2	19	45	0	2	2	53	50	0	0	.455
Tolbert	.275	45	69	8	19	4	3	1	17	1	2	0	7	11	0	0	.333
Valencia	.280	76	200	17	56	11	0	5	24	0	3	0	8	34	0	0	.303
Young	.292	138	397	47	116	33	1	11	82	0	5	2	15	56	3	4	.377
PITCHERS	.222		9	0	2	0	0	0	0	3	0	0	0	4	0	0	.212
TOTALS	.276		3703	549	1022	212	32	101	526	23	34	27	368	636	50	15	.343

PITCHER	AVG	AB	H	HR	HB	BB	SO
Baker	.277	343	95	11	1	18	67
Blackburn	.318	324	103	11	4	14	39
Burnett	.258	124	32	5	2	9	27
Capps	.240	50	12	1	0	2	12
Crain	.228	145	33	2	1	15	39
Delaney	.667	3	2	1	0	0	0
Duensing	.282	351	99	10	0	28	44
Flores	.333	9	3	2	0	0	2
Fox	.167	12	2	0	0	0	0
Fuentes	.087	23	2	0	0	1	5
Guerrier	.210	167	35	6	2	11	28
Liriano	.262	565	148	9	7	54	149
Mahay	.284	67	19	4	0	6	13
Manship	.344	61	21	1	0	3	10
Mijares	.268	71	19	3	0	6	14
Neshek	.185	27	5	1	1	6	7
Pavano	.242	442	107	14	4	18	62
Perkins	.386	57	22	3	3	3	11
Rauch	.248	117	29	0	0	7	22
Slama	.273	11	3	0	0	2	2
Slowey	.284	299	85	15	4	11	49
TOTALS	.268	3268	876	99	29	214	602



TWINS' PACESETTERS OF 2010

BATTING

Average: Mauer	327	RBI: Young	112	Walks: Mauer	65
Runs: Cuddyer	93	Total Bases: Young	281	Strikeouts: Kubel	116
Hits: Young	170	Slugging Pct.: Thoma	493	Fewest SO: Mauer (510 AB)	53
Bunt Hits: Casilla	5	On-Base Pct.: Mauer	402	GDP: Cuddyer	26
Singles: Span	129	Games: Cuddyer	157	Fewest GDP: Span (629 AB)	12
Doubles: Young	46	At-Bats: Span	629	Sacrifice Bunts: Span	10
Triples: Span	10	Stolen Bases: Span	26	Sacrifice Flies: Young	9
Home runs: Thome	25	SB Pct.: Span (26-29)	89.7	Hit-by-Pitch: Young	6

PITCHING

ERA: Pavano	3.75	Shutouts: Pavano	2	Earned Runs: Blackburn	97
Wins: Pavano	17	Innings Pitched: Pavano	221.0	Walks: Liriano	58
Win Percentage: Duensing769	Relief Appearances: Guerrier	74	Intentional Walks: Duensing	5
Losses: Blackburn	12	Games Finished: Rauch	41	Strikeouts: Liriano	201
Saves: Rauch	21	Hits: Pavano	227	Hit Batsmen: Liriano	10
Games: Guerrier	74	BA Against: Crain215	Wild Pitches: Liriano	10
Games Started: Pavano	32	Home Runs: Blackburn	25	Balks: Burnett	2
Complete Games: Pavano	7	Runs: Blackburn	101	Pickoffs: Liriano/Pavano	2

TWINS' 2010 DAY-BY-DAY

Date	Opp.	Score	W/L	Rcd.	Pos.	GA/GB	Daily		Total		Date	Winner	Loser	Save
							Home Att.	Home Att.	Home Att.	Home Att.				
APRIL (15-8)														
						Batting: .266 (210-for-789)				Pitching: 15-8-7, 3.65 (207.0 ip, 84 er)				
5	----LAA.	3- 6	L	0- 1	T3	-1.0						Weaver	Baker	Fuentes
6	----LAA.	5- 3	W	1- 1	3	-0.5						Blackburn	Saunders	Rauch
7	----LAA.	4- 2	W	2- 1	1	+0.5						Pavano	Santana	Rauch
8	----LAA.	10- 1	W	3- 1	1	+0.5						Slowey	Pineiro	
9	----CWS.	*4- 3	W	4- 1	1	+0.5						Duensing	Pena	Rauch
10	----CWS.	2- 1	W	5- 1	1	+0.5						Baker	Garcia	Rauch
11	----CWS.	4- 5	L	5- 2	2	-0.5						Buehrle	Blackburn	Jenks
12	----Bos.	5- 2	W	6- 2	1	+0.5	+38,145		38,145		1	Pavano	Lester	Rauch
13	----OFF DAY													
14	----Bos.	3- 6	L	6- 3	T1	--	38,164		76,309		2	Lackey	Slowey	Papelbon
15	----Bos.	8- 0	W	7- 3	1	+0.5	38,341		114,650		3	Liriano	Wakefield	
16	----K.C.	10- 3	W	8- 3	1	+1.5	+38,532		153,182		4	Baker	Greinke	
17	----K.C.	6- 5	W	9- 3	1	+2.5	+38,564		191,746		5	Duensing	Parrish	Rauch
18	----K.C.	5-10	L	9- 4	1	+1.5	+38,544		230,290		6	Hochevar	Pavano	Soria
19	----OFF DAY													
20	----Cle.	5- 1	W	10- 4	1	+3.0	+38,985		269,275		7	Slowey	Masterston	
21	----Cle.	6- 0	W	11- 4	1	+3.0	+39,044		308,319		8	Liriano	Huff	
22	----Cle.	1- 8	L	11- 5	1	+2.0	+38,810		347,129		9	Talbot	Baker	
23	----K.C.	8- 3	W	12- 5	1	+3.0						Pavano	Meche	
24	----K.C.	*9- 7	W	13- 5	1	+3.0						Rauch	Hughes	
25	----K.C.	3- 4	L	13- 6	1	+3.0						Bannister	Slowey	Soria
26	----OFF DAY													
27	----Det.	2- 0	W	14- 6	1	+3.5						Liriano	Verlander	Rauch
28	----Det.	6-11	L	14- 7	1	+2.5						Thomas	Mahay	
29	----Det.	0- 3	L	14- 8	1	+1.5						Willis	Pavano	Valverde
30	----Cle.	8- 3	W	15- 8	1	+1.5						Slowey	Carmona	
						Batting: .283 (271-for-956)				Pitching: 16-12-6, 3.79 (251.2 ip, 106 er)				
1	----Cle.	*4- 5	L	15- 9	1	+0.5						Wright	Burnett	
2	----Cle.	8- 3	W	16- 9	1	+0.5						Liriano	Huff	
3	----Det.	10- 4	W	17- 9	1	+1.5	+38,728		385,857		10	Baker	Scherzer	
4	----Det.	4- 3	W	18- 9	1	+2.5	+39,020		424,877		11	Blackburn	Perry	
5	----Det.	5- 4	W	19- 9	1	+3.5	+39,037		463,914		12	Slowey	Porcello	Rauch
6	----Bal.	0- 2	L	19-10	1	+3.0	+38,489		502,403		13	Bergesen	Pavano	Simon
7	----Bal.	PPD - Rain				+3.0								
8	----Bal.	3- 7	L	19-11	1	+2.0	+38,608		541,011		14	Guthrie	Liriano	
**	----Bal.	6- 1	W	20-11	1	+2.5	+38,863		579,874		15	Baker	Millwood	
9	----Bal.	6- 0	W	21-11	1	+3.5	+38,641		618,515		16	Blackburn	Matusz	
10	----OFF DAY													
11	----CWS.	2- 5	L	21-12	1	+2.5	+38,764		657,279		17	Garcia	Slowey	Danks
12	----CWS.	3- 2	W	22-12	1	+3.0	+38,895		696,174		18	Pavano	Danks	Rauch
13	----OFF DAY													
14	----NYY.	4- 8	L	22-12	1	+2.5						Chamberlain	Baker	
15	----NYY.	1- 7	L	22-14	1	+1.5						Pettitte	Liriano	
16	----NYY.	6- 3	W	23-14	1	+1.5						Blackburn	Chamberlain	Rauch
17	----Tor.	8- 3	W	24-14	1	+2.0						Slowey	Eveland	
18	----Tor.	2-11	L	24-15	1	+2.0						Marcum	Pavano	
19	----Bos.	2- 3	L	24-16	1	+1.0						Buchholz	Baker	Bard
20	----Bos.	2- 6	L	24-17	T1	--						Lester	Liriano	
21	----Mil.	15- 3	W	25-17	1	+1.0	+38,737		734,911		19	Blackburn	Bush	
22	----Mil.	*8- 7	W	26-17	1	+2.0	+39,152		774,063		20	Crain	Parra	
23	----Mil.	3- 4	L	26-18	1	+1.0	+38,952		813,015		21	Parra	Pavano	Axford
24	----OFF DAY													
25	----NYY.	Suspended - Rain				+1.5								
26	----NYY.	^0- 1	L	26-19	1	+1.5	+38,962		851,977		22	Burnett	Duensing	Rivera
27	----NYY.	2- 3	L	26-20	1	+1.0	+39,353		891,330		23	Pettitte	Rauch	Rivera
27	----NYY.	8- 2	W	27-20	1	+1.5	+39,087		930,417		24	Blackburn	Vazquez	
28	----Tex.	2- 1	W	28-20	1	+2.5	+39,581		969,998		25	Slowey	Lewis	Rauch
29	----Tex.	8- 3	W	29-20	1	+3.5	+39,659		1,009,657		26	Pavano	Wilson	
30	----Tex.	6- 3	W	30-20	1	+3.5	+39,873		1,049,530		27	Baker	Holland	Rauch
31	----Sea.	5- 4	W	31-20	1	+4.5						Liriano	Fister	Rauch
						Batting: .267 (244-for-913)				Pitching: 12-15-5, 4.22 (238.2 ip, 112 er)				
1	----Sea.	1- 7	L	31-21	1	+4.5						Vargas	Blackburn	
2	----Sea.	*1- 2	L	31-22	1	+3.5						League	Guerrier	
3	----Sea.	1- 4	L	31-23	1	+2.5						Hernandez	Pavano	Aardsma
4	----Oak.	*5- 4	W	32-23	1	+3.5						Guerrier	Bailey	Rauch

2010 YEAR IN REVIEW

TWINS' 2010 DAY-BY-DAY

Date	Opp.	Score	W/L	Rcd.	Pos.	GA/ GB	Daily		Total		Date	Winner	Loser	Save
							Home Att.	Home Att.	Home Att.	Home Att.				
5	---Oak	4-3	W	33-23	1	+3.5						Burnett	Ziegler	Rauch
6	---Oak	4-5	L	33-24	1	+3.5						Gonzalez	Blackburn	Wuertz
7	---OFF DAY					1	+3.5							
8	---K.C.	7-3	W	34-24	1	+3.5	+38,970	1,088,500	28	Slowey	Greinke	Guerrier		
9	---K.C.	6-2	W	35-24	1	+4.5	+40,323	1,128,823	29	Pavano	Davies			
10	---K.C.	7-8	L	35-25	1	+4.5	+39,022	1,167,845	30	Chen	Baker	Soria		
11	---Atl.	2-1	W	36-25	1	+4.5	+39,428	1,207,273	31	Liriano	Hudson	Rauch		
12	---Atl.	2-3	L	36-26	1	+3.5	+40,001	1,247,274	32	Venters	Guerrier	Wagner		
13	---Atl.	3-7	L	36-27	1	+2.5	+39,772	1,287,046	33	Medlen	Slowey			
14	---OFF DAY					1	+2.5							
15	---Col.	9-3	W	37-27	1	+2.5	+39,812	1,326,858	34	Pavano	Cook			
16	---Col.	2-1	W	38-27	1	+2.5	+40,814	1,367,672	35	Baker	Chacin	Rauch		
17	---Col.	1-5	L	38-28	1	+1.5	+40,741	1,408,413	36	Jimenez	Liriano			
18	---Phi.	5-9	L	38-29	1	+0.5				Blanton	Blackburn			
19	---Phi.	*13-10	W	39-29	1	+1.5				Rauch	Baez			
20	---Phi.	4-1	W	40-29	1	+1.5				Pavano	Halladay			
21	---OFF DAY					1	+1.5							
22	---Mil.	5-7	L	40-30	1	+1.5				Narveson	Baker	Axford		
23	---Mil.	3-5	L	40-31	1	+1.5				Parra	Liriano	Axford		
24	---Mil.	0-5	L	40-32	1	+0.5				Gallardo	Blackburn			
25	---NYM.	2-5	L	40-33	1	+0.5				Pelfrey	Slowey	Rodriguez		
26	---NYM.	6-0	W	41-33	1	+1.5				Pavano	Santana			
27	---NYM.	0-6	L	41-34	1	+0.5				Niese	Baker			
28	---Det.	5-7	L	41-35	2	-0.5	+40,681	1,449,094	37	Bonderman	Liriano	Valverde		
29	---Det.	11-4	W	42-35	1	+0.5	+40,593	1,489,687	38	Blackburn	Galarraga			
30	---Det.	5-1	W	43-35	1	+1.5	+40,671	1,530,358	39	Slowey	Oliver			
JULY (15-11)							Batting: .311 (289-for-929)		Pitching: 15-11-6, 4.19 (230.0 ip, 107 er)					
1	---T.B.	*4-5	L	43-36	1	+1.0	+40,665	1,571,023	40	Cormier	Guerrier	Soriano		
2	---T.B.	2-1	W	44-36	1	+1.0	+39,266	1,610,289	41	Baker	Price	Rauch		
3	---T.B.	6-8	L	44-37	T1	--	+40,852	1,651,141	42	Choate	Guerrier	Soriano		
4	---T.B.	4-7	L	44-38	T1	--	+40,328	1,691,469	43	Shields	Blackburn	Soriano		
5	---OFF DAY					2	-0.5							
6	---Tor.	7-6	W	45-38	2	-0.5				Mijares	Frasor	Rauch		
7	---Tor.	5-6	L	45-39	3	-1.5				Downs	Guerrier	Gregg		
8	---Tor.	1-8	L	45-40	3	-2.0				Cecil	Baker			
9	---Det.	3-7	L	45-41	3	-3.0				Verlander	Liriano			
10	---Det.	4-7	L	45-42	3	-4.0				Bonderman	Blackburn	Valverde		
11	---Det.	6-3	W	46-42	3	-3.5				Pavano	Oliver	Rauch		
12	---All-Star Break													
13	---All-Star Game at Angels Stadium in Anaheim, CA - NL 3, AL 1													
14	---All-Star Break													
15	---CWS.	7-8	L	46-43	3	-4.5	+40,697	1,732,166	44	Danks	Burnett	Jenks		
16	---CWS.	7-4	W	47-43	3	-3.5	+40,427	1,772,593	45	Liriano	Floyd	Crain		
17	---CWS.	3-2	W	48-43	3	-2.5	+40,637	1,813,230	46	Pavano	Buehrle			
18	---CWS.	7-6	W	49-43	T2	-1.5	+40,336	1,853,566	47	Duensing	Jenks			
19	---Cle.	4-10	L	49-44	T2	-2.5	+40,853	1,894,419	48	Laffey	Baker			
20	---Cle.	3-4	L	49-45	T2	-3.5	+40,745	1,935,164	49	R. Perez	Mijares	C. Perez		
21	---Cle.	6-0	W	50-45	T2	-2.5	+40,799	1,975,963	50	Liriano	Westbrook			
22	---Bal.	5-0	W	51-45	T2	-2.0				Pavano	Millwood			
23	---Bal.	2-3	L	51-46	3	-3.0				Guthrie	Slama	Simon		
24	---Bal.	7-2	W	52-46	2	-2.0				Baker	Matusz			
25	---Bal.	10-4	W	53-46	2	-1.0				Slowey	Arrieta			
26	---K.C.	19-1	W	54-46	2	-1.0				Liriano	Greinke			
27	---K.C.	11-2	W	55-46	2	-1.0				Pavano	Chen			
28	---K.C.	6-4	W	56-46	2	-1.0				Duensing	Bannister	Rauch		
29	---OFF DAY					2	-1.5							
30	---Sea.	5-3	W	57-46	2	-1.5	+40,596	2,016,559	51	Baker	Fister	Capps		
31	---Sea.	4-0	W	58-46	2	-0.5	+40,799	2,057,358	52	Slowey	Hernandez			
AUGUST (18-10)							Batting: .263 (250-for-949)		Pitching: 18-10-7, 3.47 (249.0 ip, 96 er)					
1	---Sea.	4-0	W	59-46	2	-0.5	+40,374	2,097,732	53	Liriano	French			
2	---T.B.	2-4	L	59-47	2	-1.0				Hellickson	Pavano	Wheeler		
3	---T.B.	4-6	L	59-48	2	-1.5				Niemann	Duensing	Soriano		
4	---T.B.	*2-1	W	60-48	2	-1.5				Guerrier	Cormier			
5	---T.B.	8-6	W	61-48	2	-1.5				Capps	Benoit			
6	---Cle.	6-7	L	61-49	2	-1.5				C. Perez	Guerrier			

TWINS' 2010 DAY-BY-DAY

Date	Opp.	Score	W/L	Rcd.	Pos.	GA/GB	Daily		Total		Date	Winner	Loser	Save
							Home Att.	Home Att.	Home Att.	Home Att.				
7 ---- Cle.	7- 2	W	62-49	2	-1.5							Pavano	Carmona	
8 ---- Cle.	5- 4	W	63-49	2	-0.5							Duensing	Huff	Capps
9 ---- OFF DAY					T1	-								
10 ---- CWS.	12- 6	W	64-49	1	+1.0							Baker	Garcia	
11 ---- CWS.	1- 6	L	64-50	T1	-							Danks	Perkins	
12 ---- CWS.	6- 1	W	65-50	1	+1.0							Liriano	Floyd	
13 ---- Oak.	4- 3	W	66-50	1	+1.0	+40,622	2,138,354	54	Pavano	Gonzalez	Capps			
14 ---- Oak.	2- 0	W	67-50	1	+2.0	+40,830	2,179,184	55	Duensing	Cahill				
15 ---- Oak.	4- 2	W	68-50	1	+3.0	+40,602	2,219,786	56	Slowey	Mazzaro	Capps			
16 ---- OFF DAY					1	+3.0								
17 ---- CWS.	*7- 6	W	69-50	1	+4.0	+40,714	2,260,500	57	Mahay	Thornton				
18 ---- CWS.	7- 6	W	70-50	1	+5.0	+40,702	2,301,202	58	Manship	Floyd	Capps			
19 ---- CWS.	0-11	L	70-51	1	+4.0	+40,723	2,341,925	59	Buehrle	Pavano				
20 ---- LAA.	7- 2	W	71-51	1	+4.5	+40,747	2,382,672	60	Duensing	Haren				
21 ---- LAA.	3- 9	L	71-52	1	+4.0	+40,966	2,423,638	61	Francisco	Slowey				
22 ---- LAA.	4- 0	W	72-52	1	+5.0	+40,385	2,464,023	62	Baker	Weaver				
23 ---- Tex.	0- 4	L	72-53	1	+4.5				Harden	Blackburn				
24 ---- Tex.	3- 4	L	72-54	1	+3.5				Oliver	Pavano	Feliz			
25 ---- Tex.	3- 4	L	72-55	1	+3.5				Wilson	Duensing				
26 ---- Tex.	6- 4	W	73-55	1	+3.5				Liriano	Lee	Capps			
27 ---- Sea.	6- 3	W	74-55	1	+3.5				Baker	Vargas				
28 ---- Sea.	1- 0	W	75-55	1	+4.5				Blackburn	Fister	Fuentes			
29 ---- Sea.	1- 2	L	75-56	1	+4.5				French	Pavano	Aardsma			
30 ---- OFF DAY					1	+4.0								
31 ---- Det.	4- 3	W	76-56	1	+4.0	+40,186	2,504,209	63	Guerrier	Coke	Capps			
SEPTEMBER/OCTOBER (18-12)						Batting: .249 (257-for-1032)			Pitching: 18-12-9, 4.33 (276.1 ip, 133 er)					
1 ---- Det.	*2- 1	W	77-56	1	+4.0	+39,438	2,543,647	64	Rauch	Perry				
2 ---- Det.	*9-10	L	77-57	1	+3.5	+39,551	2,583,198	65	Valverde	Blackburn				
3 ---- Tex.	4- 3	W	78-57	1	+4.0	+40,134	2,623,332	66	Burnett	Holland	Capps			
4 ---- Tex.	12- 4	W	79-57	1	+3.5	+40,496	2,663,828	67	Pavano	Lewis				
5 ---- Tex.	6- 5	W	80-57	1	+3.5	+40,516	2,704,344	68	Blackburn	Wilson	Capps			
6 ---- K.C.	5- 4	W	81-57	1	+3.5	+40,228	2,744,572	69	Manship	O'Sullivan	Capps			
7 ---- K.C.	10- 3	W	82-57	1	+4.5	+38,816	2,783,388	70	Liriano	Bannister				
8 ---- K.C.	4- 3	W	83-57	1	+5.5	+39,376	2,822,764	71	Duensing	Greinke	Capps			
9 ---- OFF DAY					1	+6.0								
10 ---- Cle.	0- 2	L	83-58	1	+5.0					Carmona	Pavano			
11 ---- Cle.	1- 0	W	84-58	1	+6.0				Guerrier	Germano	Capps			
12 ---- Cle.	6- 2	W	85-58	1	+6.0				Slowey	Talbot				
13 ---- OFF DAY					1	+6.0								
14 ---- CWS.	9- 3	W	86-58	1	+7.0				Liriano	Danks				
15 ---- CWS.	9- 3	W	87-58	1	+8.0				Duensing	Floyd				
16 ---- CWS.	8- 5	W	88-58	1	+9.0				Pavano	Buehrle	Capps			
17 ---- Oak.	1- 3	L	88-59	1	+9.0	+40,681	2,863,445	72	Anderson	Blackburn	Bailey			
18 ---- Oak.	4- 2	W	89-59	1	+10.0	+40,847	2,904,292	73	Slowey	Braden	Capps			
19 ---- Oak.	2- 6	L	89-60	1	+10.0	+40,088	2,944,380	74	Cramer	Liriano				
20 ---- Cle.	9- 3	W	90-60	1	+11.0	+39,228	2,983,608	75	Duensing	Gomez				
21 ---- Cle.	6- 4	W	91-60	1	+12.0	+39,580	3,023,188	76	Perkins	Masterson	Capps			
22 ---- Cle.	5- 1	W	92-60	1	+12.0	+40,139	3,063,327	77	Blackburn	Carrasco				
23 ---- OFF DAY						+12.0								
24 ---- Det.	1-10	L	92-61	1	+11.0				Verlander	Liriano				
25 ---- Det.	*10-11	L	92-62	1	+10.0				Schlereth	Neshek				
26 ---- Det.	1- 5	L	92-63	1	+9.0				Porcello	Duensing				
27 ---- K.C.	8-10	L	92-63	1	+9.0				Humber	Manship	Soria			
28 ---- K.C.	1-10	L	92-65	1	+8.0				O'Sullivan	Blackburn				
29 ---- K.C.	4- 2	W	93-65	1	+8.0				Guerrier	Meche	Capps			
30 ---- Tor.	2-13	L	93-66	1	+7.0	+39,477	3,102,804	78	Janssen	Liriano				
1 ---- Tor.	3- 6	L	93-67	1	+7.0	+39,937	3,142,741	79	Romero	Crain	Gregg			
2 ---- Tor.	5- 4	W	94-67	1	+7.0	+40,235	3,182,976	80	Capps	Gregg				
3 ---- Tor.	1- 2	L	94-68	1	+6.0	+40,664	3,223,640	81	Rzepczynski	Blackburn	Camp			

*Extra inning games (9-5)

**Denotes make up of May 7 rain out

^ Denotes suspended game from May 25 (6th inning)

+Denotes Sellout

TWINS' 2010 HOME RUNS

HOME RUNS BY POSITION

C	1B	2B	3B	SS	LF	CF	RF	DH	PH	TOTAL
10	25	10	9	7	24	5	19	31	2	142

DREW BUTERA

No.	Date	Opp.	Runs	Pitcher
1	6/19	@Phi.	1	Durbin
2	8/3	@T.B.	2	Niemann

ALEXI CASILLA

No.	Date	Opp.	Runs	Pitcher
1	7/30	Sea.	2	Fister

MICHAEL CUDDYER

No.	Date	Opp.	Runs	Pitcher
1	4/14	Bos.	1	Bard
2	4/15	Bos.	2	Schoeneweis
3	4/21	Cle.	1	Huff
4	5/3	Det.	3	Scherzer
5	5/8	Bal.	1	Guthrie
6	5/31	@Sea.	1	Fister
7	6/2	@Sea.	1	Lee
8	7/8	@Tor.	1	Cecil
9	7/10	@Det.	1	Bonderman
10	7/22	@Bal.	1	Millwood
11	8/10	@CWS.	2	Pena
12	8/29	@Sea.	1	French
13	9/19	Oak.	1	Cramer
14	9/20	Cle.	2	Gomez

J.J. HARDY

No.	Date	Opp.	Runs	Pitcher
1	4/6	@LAA.	1	Saunders
2	4/7	@LAA.	1	Santana
3	4/23	K.C.	1	Farnsworth
4	7/27	@K.C.	1	Tejada
5	8/10	@CWS.	1	Garcia
6	9/8	K.C.	1	Greinke

BRENDAN HARRIS

No.	Date	Opp.	Runs	Pitcher
1	4/8	@LAA.	2	Pineiro

ORLANDO HUDSON

No.	Date	Opp.	Runs	Pitcher
1	4/17	K.C.	1	Parrish
2	5/2	@Cle.	2	Huff
3	5/29	Tex.	2	Wilson
4	7/7	@Tor.	2	Rzepczynski
5	8/12	@CWS.	1	Floyd
6	8/17	CWS.	1	Danks

LUKE HUGHES

No.	Date	Opp.	Runs	Pitcher
1	4/28	@Det.	1	Scherzer

JASON KUBEL

No.	Date	Opp.	Runs	Pitcher
1	4/10	@CWS.	2	Garcia
2	4/12	Bos.	1	Atchison
3	5/16	@NYY.	4	Rivera
4	5/27	NYY.	1	Vazquez
5	5/27	NYY.	3	Gaudin
6	5/31	@Sea.	1	Young
7	6/8	K.C.	1	Greinke
8	6/10	K.C.	1	Chen
9	6/15	Col.	2	Morales
10	6/26	@NYM.	1	Nieve
11	6/13	@ChC.	1	Harden
12	7/6	@Tor.	1	Litsch
13	7/25	@Bal.	4	Arrieta
14	8/2	@T.B.	1	Hellickson
15	8/6	@Cle.	1	Smith
16	8/7	@Cle.	1	Carmona
17	8/10	@CWS.	1	Linebrink
18	8/20	LAA.	3	Haren
19	9/6	K.C.	2	O'Sullivan

20	9/25	@Det.	1	Bonderman
21	9/27	@K.C.	3	Humber

JOE MAUER

No.	Date	Opp.	Runs	Pitcher
1	4/6	@LAA.	2	Saunders
2	5/14	@NYY.	1	Burnett
3	6/19	@Phi.	2	Lidge
4	7/6	@Tor.	1	Tallet
5	7/23	@Bal.	2	Guthrie
6	7/26	@K.C.	3	Marte
7	8/10	@CWS.	2	Garcia
8	8/18	CWS.	1	Floyd
9	9/15	@CWS	3	Floyd

JUSTIN MORNEAU

No.	Date	Opp.	Runs	Pitcher
1	4/6	@LAA.	1	Saunders
2	4/7	@LAA.	2	Santana
3	4/24	@K.C.	2	Parrish
4	4/25	@K.C.	1	Bannister
5	4/30	@Cle.	2	Carmona
6	5/1	@Cle.	1	Masterston
7	5/8	Bal.	2	Guthrie
8	5/11	CWS.	1	Garcia
9	5/16	@NYY.	1	Mitre
10	5/17	@Tor.	1	Lewis
11	5/17	@Tor.	2	Camp
12	6/1	@Sea.	1	Vargas
13	6/4	@Oak.	2	Braden
14	6/19	@Phi.	1	Hamels
15	6/20	@Phi.	1	Halladay
16	6/30	Det.	1	Oliver
17	7/3	T.B.	2	Davis
18	7/6	@Tor.	1	Litsch

TREVOR PLOUFFE

No.	Date	Opp.	Runs	Pitcher
1	8/7	@Cle.	1	Carmona
2	10/1	Tor.	1	Frasor

NICK PUNTO

No.	Date	Opp.	Runs	Pitcher
1	6/18	@Phi.	2	Blanton

JASON REPKO

No.	Date	Opp.	Runs	Pitcher
1	7/25	@Bal.	1	Hernandez
2	7/28	@K.C.	1	Bannister
3	8/5	@T.B.	1	Davis

DENARD SPAN

No.	Date	Opp.	Runs	Pitcher
1	5/1	@Cle.	1	Masterston
2	6/20	@Phi.	1	Halladay
3	6/25	@NYM.	1	Pelfrey

JIM THOME

No.	Date	Opp.	Runs	Pitcher
1	4/8	@LAA.	3	Stokes
2	4/17	K.C.	2	Meche
3	4/23	K.C.	1	Thompson
4	4/28	@Det.	2	Scherzer
5	5/2	@Cle.	1	Huff
6	6/19	@Phi.	2	Contreras
7	6/28	Det.	1	Bonderman
8	6/29	Det.	1	Gonzalez
9	7/3	T.B.	1	Davis
10	7/3	T.B.	1	Davis
11	7/19	CWS.	1	Lewis
12	7/25	@Bal.	1	Hendrickson
13	7/30	Sea.	2	Fister

14	8/8	@Cle.	2	Huff
15	8/10	@CWS.	1	Garcia
16	8/15	Oak.	3	Blevins
17	8/17	CWS.	2	Thornton
18	8/26	@Tex.	1	Ogando
19	9/4	Tex.	1	Lewis
20	9/4	Tex.	3	Lewis
21	9/6	K.C.	1	O'Sullivan
22	9/7	K.C.	1	Hochevar
23	9/11	@Cle.	1	Germano
24	9/19	Oak.	1	Cramer
25	9/21	Cle.	1	Carmona

MATT TOLBERT

No.	Date	Opp.	Runs	Pitcher
1	6/15	Col.	1	Betancourt

DANNY VALENCIA

No.	Date	Opp.	Runs	Pitcher
1	7/26	@K.C.	4	Greinke
2	8/22	LAA.	1	Weaver
3	9/17	Oak.	1	Anderson
4	9/18	Oak.	3	Braden
5	9/20	Cle.	1	Gomez
6	9/25	@Det.	4	Bonderman
7	9/25	@Det.	1	Bonderman

DELMON YOUNG

No.	Date	Opp.	Runs	Pitcher
1	4/5	@LAA	2	Weaver
2	4/8	@LAA.	3	Rodney
3	5/2	@Cle.	1	Huff
4	5/17	@Tor.	1	Eveland
5	5/31	@Sea.	2	Fister
6	6/6	@Oak.	2	Ross
7	6/9	K.C.	1	Davies
8	6/13	Atl.	3	Medlen
9	7/1	T.B.	1	Niemann
10	7/7	@Tor.	1	Rzepczynski
11	7/18	CWS.	2	Garcia
12	7/24	@Bal.	2	Matusz
13	7/25	@Bal.	1	Hendrickson
14	7/28	@K.C.	3	Bannister
15	8/17	CWS.	1	Danks
16	8/26	@Tex.	3	Lee
17	9/14	@CWS	1	Danks
18	9/16	@CWS	2	Buehrle
19	9/26	@Det.	1	Porcello
20	9/29	@K.C.	1	Meche
21	10/1	Tor.	1	Romero

TWINS' 2010 PERFORMANCE CHART

DAY GAMES

Won 32—Lost 23

	Home		Road	
	W	L	W	L
Baltimore	1	1	1	0
Boston	2	1	0	0
Chicago (AL)	1	1	1	1
Cleveland	2	1	3	0
Detroit	2	0	1	3
Kansas City	2	1	2	1
Los Angeles (AL)	0	0	0	0
New York (AL)	0	0	1	1
Oakland	1	1	0	1
Seattle	1	0	1	1
Tampa Bay	0	2	1	0
Texas	4	0	0	0
Toronto	1	1	0	1
Atlanta	0	1	0	0
Colorado	0	1	0	0
Milwaukee	1	1	0	1
New York (NL)	0	0	1	1
Philadelphia	0	0	2	0
Totals	18	12	14	11

NIGHT GAMES

Won 62—Lost 45

	Home		Road	
	W	L	W	L
Baltimore	1	1	2	1
Boston	0	0	0	2
Chicago (AL)	5	2	6	1
Cleveland	4	2	3	3
Detroit	5	2	1	4
Kansas City	5	1	4	2
Los Angeles (AL)	2	1	3	1
New York (AL)	1	2	0	1
Oakland	3	1	2	0
Seattle	2	0	2	3
Tampa Bay	1	1	1	2
Texas	2	0	1	3
Toronto	0	2	2	2
Atlanta	1	1	0	0
Colorado	2	0	0	0
Milwaukee	1	0	0	2
New York (NL)	0	0	0	1
Philadelphia	0	0	0	1
Totals	35	16	27	29

ONE-RUN GAMES

Won 31—Lost 23

	Home		Road	
	W	L	W	L
Baltimore	0	0	0	1
Boston	0	0	0	1
Chicago (AL)	5	1	2	1
Cleveland	0	1	2	2
Detroit	4	1	0	1
Kansas City	3	1	0	1
Los Angeles (AL)	0	0	0	0
New York (AL)	0	2	0	0
Oakland	1	0	2	1
Seattle	0	0	2	2
Tampa Bay	1	1	1	0
Texas	3	0	0	2
Toronto	1	1	1	1
Atlanta	1	1	0	0
Colorado	1	0	0	0
Milwaukee	1	1	0	0
New York (NL)	0	0	0	0
Philadelphia	0	0	0	0
Totals	21	10	10	13

SHUTOUTS

Won 13—Lost 8

	Home		Road	
	W	L	W	L
Baltimore	1	1	1	0
Boston	1	0	0	0
Chicago (AL)	0	0	0	0
Cleveland	2	1	1	1
Detroit	0	0	1	1
Kansas City	0	0	0	0
Los Angeles (AL)	1	0	0	0
New York (AL)	0	1	0	0
Oakland	1	0	0	0
Seattle	2	0	1	0
Tampa Bay	0	0	0	0
Texas	0	0	0	1
Toronto	0	0	0	0
Atlanta	0	0	0	0
Colorado	0	0	0	0
Milwaukee	0	0	0	1
New York (NL)	0	0	1	1
Philadelphia	0	0	0	0
Totals	8	3	5	5

EXTRA-INNING GAMES

Won 8—Lost 5

	Home		Road	
	W	L	W	L
Baltimore	0	0	0	0
Boston	0	0	0	0
Chicago (AL)	1	0	1	0
Cleveland	0	0	0	1
Detroit	1	1	0	1
Kansas City	0	0	1	0
Los Angeles (AL)	0	0	0	0
New York (AL)	0	0	0	0
Oakland	0	0	1	0
Seattle	0	0	0	1
Tampa Bay	0	1	1	0
Texas	0	0	0	0
Toronto	0	0	0	0
Atlanta	0	0	0	0
Colorado	0	0	0	0
Milwaukee	1	0	0	0
New York (NL)	0	0	0	0
Philadelphia	0	0	1	0
Totals	3	2	5	3

DOUBLEHEADERS

Won 0—Split 1—Lost 0

	Home		Road	
	W	Spl	L	W
Baltimore	0	1	0	0
Boston	0	0	0	0
Chicago (AL)	0	0	0	0
Cleveland	0	0	0	0
Detroit	0	0	0	0
Kansas City	0	0	0	0
Los Angeles (AL)	0	0	0	0
New York (AL)	0	0	0	0
Oakland	0	0	0	0
Seattle	0	0	0	0
Tampa Bay	0	0	0	0
Texas	0	0	0	0
Toronto	0	0	0	0
Atlanta	0	0	0	0
Colorado	0	0	0	0
Milwaukee	0	0	0	0
New York (NL)	0	0	0	0
Philadelphia	0	0	0	0
Totals	0	1	0	0

TWINS' 2010 HIGHS AND LOWS

TEAM BATTING:

Most At-Bats, Game	53, 9/25 at Det.
Most Runs, Game	19, 7/26 at K.C.
Most Runs, Inning	7, 1st inning, 5/21 vs. Mil.
Most Hits, Game	20, 2x, last 7/26 at K.C.
Most Hits, Inning	7, 6th inning, 7/26 at K.C.
Consecutive Hits	6, 7th inning, 6/10 vs. K.C.
Consecutive Batters Reached Base	7, 2x, last 6th inning, 7/26 at K.C.
Fewest Hits, Game	1, 8/23 at Tex.
Most Doubles, Game	7, 7/26 at K.C.
Most Triples, Game	3, 6/29 vs. Det.
Most Home Runs, Game	5, 8/10 at CWS.
Grand Slams	1, 4x last 9/25 at Det.
Most Total Bases, Game	36, 7/26 at K.C.
Most Extra Base Hits, Game	11, 2x, last 7/3 vs. T.B.
Most RBI, Game	19, 6/26 at K.C.
Most Walks	10, 5/22 vs. Mil.
Most Strikeouts	12, 3x, last 7/26 at K.C.
Most Stolen Bases, Game, Twins	3, 5x, last 7/25 at Bal.
Most Stolen Bases, Game, Opponent	5, 2x, last 8/2 at T.B.
Most Caught Stealing, Game	2, 7/27 at K.C.
Most Ground Into Doubleplay, Game	4, 4/22 vs. Cle.
Left On Base, Twins	16, 5/22 at Cle.
Left On Base, Twins in Extra Innings	17, 5/22 vs. Mil.
Consecutive Scoreless Innings	21, 9/8-11

INDIVIDUAL BATTING:

Most At-Bats, Game	7, many
Most Runs, Game	4, 2x, last Kubel, 8/10 at CWS.
Most Runs, Inning	1, many
Most Hits, Game	5, 2x, Mauer, 4/24 at K.C. and Mauer, 7/26 at K.C.
Most Hits, Inning	2, Valencia, 7/26 at K.C.
Most Doubles, Game	2, many
Most Triples, Game	3, Span, 6/29 vs. Det.
Most Home Runs, Game	2, 4x, last Thome, 8/4 vs. Tex.
Grand Slams	1, 4x, last Valencia, 9/25 at Det.
Most Total Bases, Game	10, 3x, last Thome, 7/3 vs. T.B.
Most Extra Base Hits, Game	3, 4x, last Valencia, 7/26 at K.C.
Most RBI, Game	7, Mauer, 7/26 at K.C.
Most Walks, Game	4, 2x, last Thome, 7/21 vs. Cle.
Most Strikeouts, Game	4, 2x, last Repko, 9/2 vs. Det.
Longest Hitting-Strikeout	15, Cuddyer 7/16-31
Consecutive Hits	6, Mauer, 7/26-27
Consecutive Hitless At-Bats	22, Span, 6/1-6
Most Stolen Bases, Game	2, 2x, last Span, 5/25 vs. NYY.
Most Caught Stealing, Game	1, many
Most Ground Into Doubleplay, Game	2, 5x, last Hudson, 9/11 at Cle.

TEAM PITCHING:

Most Runs Allowed	13, 9/30 vs. Tor.
Most Runs, Inning	7, 8th inning, 7/3 vs. T.B.
Most Hits Allowed	21, 2x, last 9/25 at Det.
Most Hits Allowed, Inning	7, 3x, last 7/19 vs. Cle.
Consecutive Hits Allowed	6, 5th inning, 6/27 at NYM.
Most Home Runs Allowed, Game	6, 9/30 vs. Tor.
Most Strikeouts	15, 2x, last 9/29 at K.C.
Most Walks	8, 8/3 at T.B.
Fewest Hits Allowed	2, 8/1 vs. Sea.
Pitchers Used	9, 9/25 at Det.
Consecutive Batters Retired	17, 6/6-8
Scoreless Innings Streak	23, 7/30-8/2
Wild Pitches	2, 6/13 vs. Atl.
Most Innings, Game, Relievers	11.0, 9/2 vs. Det.
Most Hits, Game, Relievers	16, 9/2 vs. Det.

TEAM PITCHING (cont.):

Most Runs, Game, Relievers	8, 2x, last 9/30 vs. Tor.
Most Home Runs, Game, Relievers	3, 3x, last 9/30 vs. Tor.
Most Walks, Game, Relievers	5, 2x, last 9/16 at CWS.
Most Strikeouts, Game, Relievers	10, 9/2 vs. Det.
Consecutive Batters Retired	15, 5/3 vs. K.C.
Scoreless Innings Streak	15.0, 8/13-15
Wild Pitches	3, 2x, last 6/23 vs. Mil.
Most Innings, Game, Relievers	13.0, 7/3 vs. Det.
Most Hits, Game, Relievers	12, 3x, last, 8/11 vs. K.C.
Most Runs, Game, Relievers	8, 2x, last 8/11 vs. K.C.
Most Earned Runs, Game, Relievers	8, 8/11 vs. K.C.
Most Home Runs, Game, Relievers	3, 8/1 vs. LAA.
Most Walks, Game, Relievers	6, 8/11 vs. K.C.
Most Strikeouts, Game, Relievers	8, 3x, last 9/11 vs. Oak.

INDIVIDUAL PITCHING:

Most Inn., Game, Starter	9.0, 6x, last Duensing, 8/14 vs. Oak.
Most Innings, Game, Reliever	4.1, Manship, 6/19 at Phi.
Most Hits, Starter	15, Pavano, 8/19 vs. CWS.
Most Hits, Reliever	7, Duensing, 7/18 vs. CWS.
Most Runs, Starter	8, 2x, last Blackburn, 9/28 at K.C.
Most Runs, Reliever	4, 3x, last Crain, 10/1 vs. Tor.
Most Home Runs, Starter	4, Blackburn, 7/10 at Det.
Most Home Runs, Reliever	2, Mijares, 4/5 at LAA.
Most Walks, Starter	6, Liriano, 8/6 at Cle.
Most Walks, Reliever	4, Burnett, 5/1 at Cle.
Most Strikeouts, Starter	12, Baker, 6/16 vs. Col.
Most Strikeouts, Reliever	4, 3x, last Guerrier, 9/29 at K.C.
Win-Strikeout	8, Pavano, 6/9-7/27 and Liriano 7/16-8/14
Losing-Strikeout	5, Guerrier 6/12-8/3
Low-Hit Complete Game	3, Pavano, 6/26 at NYM, Duensing, 8/14 vs. Oak.
Most Consecutive Scoreless Innings	23, Liriano, 4/15-27
Most Consecutive Batters Retired	21, Blackburn, 8/28 at Sea.
Wild Pitches	2, Liriano, 6/11 vs. Atl. and Baker, 9/21 vs. Cle.

TEAM & INDIVIDUAL FIELDING:

Errors, Game, Team	3, 6/10 vs. K.C.
Errors, Game, Individual	2, 2x, last Kubel, 8/7 at Cle.
Errors, Consecutive Games, Team	4, 3x, last 9/12-16
Errors, Consecutive Games Without, Team	11, 7/20-7/31
Doubleplays, Game, Team	3, 6x, last 7/21 vs. Cle.
Opponents Doubleplays, Game, Team	4, 2x, last 6/17 vs. Col.

TEAM MISCELLANEOUS:

Longest Winning Streak	8, 7/24-8/1
Longest Losing Streak	5, 9/24-28
Longest Game, Innings	13.0, 3x, last 9/25 at Det.
Longest Game, Time (9 Innings)	3:54, 7/19 vs. Cle.
Longest Game, Time (Extra Innings)	4:47, 9/2 vs. Det.
Fastest Game, Time	1:52, 7/17 vs. CWS.
Largest Margin, Victory	18, 7/26 at K.C.
Largest Margin, Loss	11, 2x, last 9/30 vs. Tor.
Largest Home Attendance	40,966, 8/21 vs. LAA.
Home Sellouts	79 (of 81), last 10/3 vs. Tor.
Times Shut Out	8, 8/1 at Cle.

TWINS' CONSECUTIVE HOME CROWD STREAKS

At Least:	Openings	Dates
10,000	736	September 21, 2001-present
20,000	88	September 18, 2009-present
30,000	26	September 18, 2009-present
40,000	22	July 3-August 31, 2010
50,000	4	July 8-22, 1988

TWINS' ALL-TIME PINCH-HIT LEADERS

Player	Pinch-Hits	Years
Randy Bush	74	1982-93
Chip Hale	51	1989-96
Rich Reese	42	1964-73
Jose M. Morales	36	1978-80
Tony Oliva	32	1962-76
Frank Kostr	26	1964-65; 67-69
Don Mincher	25	1961-66
Denny Hocking	25	1993-2003
Glenn Adams	24	1977-81
Bob Allison	24	1961-70
Steve Braun	24	1971-76
Craig Kuskick	24	1973-79
Rich Rollins	24	1961-68
Gene Larkin	23	1987-93

TWINS' 2010 TRANSACTIONS

DATE	NO	PLAYER	POS	TRANSACTION
1-06-10	55	Condrey, Clay	rhp	Signed to one-year contract.
1-26-10	25	Thome, Jim	if	Signed to one-year contract.
2-01-10	77	Tolleson, Steve	if	Claimed off waivers by Oakland.
2-04-10	1	Hudson, Orlando	if	Signed to one-year contract.
2-09-10	11	Pridie, Jason	of	Claimed off waivers by New York (NL).
	11	Jones, Jacque	of	Signed to minor league contract.
3-14-10	82	De Los Santos	if	Optioned to Double-A New Britain.
	76	Guerra, Deolis	rhp	Optioned to Double-A New Britain.
	78	Van Mil, Loek	rhp	Optioned to Double-A New Britain.
	80	Fernandez, Jair	c	Reassigned to Minor League camp.
	74	Lugo, Jose	lhp	Reassigned to Minor League camp.
	79	Rams, Danny	c	Reassigned to Minor League camp.
	84	Singleton, Steve	if	Reassigned to Minor League camp.
	61	Tosoni, Rene	of	Reassigned to Minor League camp.
3-18-10	73	Burnett, Alex	rhp	Optioned to Triple-A Rochester.
	56	Delaney, Rob	rhp	Optioned to Triple-A Rochester.
3-19-10	38	Hughes, Luke	if	Optioned to Triple-A Rochester.
	24	Plouffe, Trevor	if	Optioned to Triple-A Rochester.
	51	Swarzak, Anthony	rhp	Optioned to Triple-A Rochester.
	19	Valencia, Danny	if	Optioned to Triple-A Rochester.
3-21-10	49	Manship, Jeff	rhp	Optioned to Triple-A Rochester.
	85	Dinkelman, Brian	of	Reassigned to Minor League camp.
	88	Gardenhire, Toby	c/lf	Reassigned to Minor League camp.
	83	Parmelee, Chris	if/of	Reassigned to Minor League camp.
3-25-10	32	Mahay, Ron	lhp	Signed to Minor League contract.
3-27-10	20	Tolbert, Matt	if	Optioned to Triple-A Rochester.
	81	Lehmann, Danny	c	Reassigned to Minor League camp.
	58	Maroth, Mike	lhp	Reassigned to Minor League camp.
	87	Revere, Ben	of	Reassigned to Minor League camp.
3-29-10	55	Condrey, Clay	rhp	Placed on 15-day disabled list.
3-31-10	26	Morales, Jose	c	Placed on 15-day disabled list.
	36	Nathan, Joe	rhp	Placed on 15-day disabled list.
	15	Perkins, Glen	lhp	Optioned to Triple-A Rochester.
	44	Ramos, Wilson	c	Optioned to Triple-A Rochester.
4- 3-10	31	Burnett, Alex	rhp	Recalled from Triple-A Rochester.
4-14-10	31	Burnett, Alex	rhp	Optioned to Triple-A Rochester.
	32	Mahay, Ron	lhp	Contract selected from Single-A Ft. Myers.
4-15-10	36	Nathan, Joe	rhp	Transferred to 60-day disabled list.
4-17-10	50	Mijares, Jose	lhp	Placed on 15-day disabled list (retro to 4/16).
4-18-10	31	Burnett, Alex	rhp	Recalled from Triple-A Rochester.
4-23-10	8	Punto, Nick	if	Placed on 15-day disabled list (retro to 4/16).
4-24-10	38	Hughes, Luke	if	Recalled from Triple-A Rochester.
4-30-10	53	Blackburn, Nick	rhp	Placed on Family Medical Emergency List.
5- 1-10	49	Manship, Jeff	rhp	Recalled from Triple-A Rochester.
	8	Punto, Nick	if	Reinstated from 15-day disabled list.
	38	Hughes, Luke	if	Optioned to Triple-A Rochester.
5- 2-10	17	Neshek, Pat	rhp	Placed on 15-day disabled list (retro to 4/29).
	44	Ramos, Wilson	c	Recalled from Triple-A Rochester.
5- 4-10	53	Blackburn, Nick	rhp	Reinstated from Family Medical Emergency List.
	49	Manship, Jeff	rhp	Optioned to Triple-A Rochester.
5- 6-10	50	Mijares, Jose	lhp	Assigned on injury rehab to Triple-A Rochester.
5-11-10	27	Hardy, J.J.	if	Placed on 15-day disabled list (retro to 5/5).
	20	Tolbert, Matt	if	Recalled from Triple-A Rochester.
5-12-10	44	Ramos, Wilson	c	Optioned to Triple-A Rochester.
	50	Mijares, Jose	lhp	Returned from rehab assignment at Triple-A Rochester.
5-13-10	26	Morales, Jose	c	Reinstated from 15-day disabled list and optioned to Triple-A Rochester.
5-14-10	50	Mijares, Jose	lhp	Reinstated from 15-day disabled list.
5-18-10	20	Tolbert, Matt	if	Optioned to Triple-A Rochester.
5-19-10	49	Manship, Jeff	rhp	Recalled from Triple-A Rochester.
5-20-10	49	Manship, Jeff	rhp	Optioned to Triple-A Rochester.
	24	Plouffe, Trevor	if	Recalled from Triple-A Rochester.
5-25-10	24	Plouffe, Trevor	if	Optioned to Triple-A Rochester.
	27	Hardy, J.J.	if	Reinstated from 15-day disabled list.
6- 1-10	12	Casilla, Alexi	if	Placed on 15-day disabled list.
	20	Tolert, Matt	if	Recalled from Triple-A Rochester.
6- 3-10	5	Cuddyer, Michael	of	Placed on Bereavement List.
	19	Valencia, Danny	if	Recalled from Triple-A Rochester.
6- 5-10	17	Neshek, Pat	rhp	Reinstated from 15-day disabled list and optioned to Triple-A Rochester.
6-11-10	27	Hardy, J.J.	if	Placed on 15-day disabled list (retro to 6/7).
	24	Plouffe, Trevor	if	Recalled from Triple-A Rochester.
6-18-10	50	Mijares, Jose	lhp	Placed on Family Medical Emergency List.
	1	Hudson, Orlando	if	Reinstated from 15-day disabled list.
6-19-10	24	Plouffe, Trevor	if	Optioned to Triple-A Rochester.

TWINS' 2010 TRANSACTIONS

DATE	NO	PLAYER	POS	TRANSACTION
6-24-10	49	Manship, Jeff	rhp	Recalled from Triple-A Rochester.
6-24-10	23	Harris, Brendan	if	Outrighted to Triple-A Rochester.
6-25-10	18	Repko, Jason	of	Contract selected from Triple-A Rochester.
6-26-10	50	Mijares, Jose	lhp	Reinstated from Family Medical Emergency List and placed on Restricted List.
6-26-10	49	Manship, Jeff	rhp	Optioned to Triple-A Rochester.
6-26-10	50	Mijares, Jose	lhp	Reinstated from Restricted List.
6-30-20	27	Hardy, J.J.	if	Began rehab assignment at Single-A Beloit.
7- 3-10	20	Tolbert, Matt	if	Placed on 15-day disabled list (retro to 7/1).
7- 3-10	27	Hardy, J.J.	if	Returned from rehab assignment and reinstated from disabled list.
7-16-10	33	Morneau, Justin	1b	Placed on 15-day disabled list (retro to 7/8).
7-19-10	49	Manship, Jeff	rhp	Recalled from Triple-A Rochester.
7-19-10	31	Burnett, Alex	rhp	Optioned to Triple-A Rochester.
7-20-10	55	Condrey, Clay	rhp	Transferred to 60-day disabled list.
7-20-10	39	Slama, Anthony	rhp	Contract selected from Triple-A Rochester.
7-21-10	49	Manship, Jeff	rhp	Optioned to Triple-A Rochester.
7-22-10	12	Casilla, Alexi	if	Returned from rehab assignment and reinstated from disabled list.
7-25-10	1	Hudson, Orlando	if	Placed on 15-day disabled list (retro to 7/24).
7-26-10	26	Morales, Jose	c	Recalled from Triple-A Rochester.
7-29-10	55	Capps, Matt	rhp	Acquired from Washington in exchange for catcher Wilson Ramos and left-handed pitcher Joe Testa.
7-30-10	8	Punto, Nick	if	Placed on 15-day disabled list.
7-30-10	53	Blackburn, Nick	rhp	Optioned to Triple-A Rochester.
7-30-10	24	Plouffe, Trevor	if	Recalled from Triple-A Rochester.
8- 8-10	39	Slama, Anthony	rhp	Optioned to Triple-A Rochester.
8- 8-10	1	Hudson, Orlando	if	Reinstated from 15-day disabled list.
8- 9-10	20	Tolbert, Matt	if	Began rehab assignment at GCL Twins.
8-10-10	24	Plouffe, Trevor	if	Optioned to Triple-A Rochester.
8-11-10	15	Perkins, Glen	lhp	Recalled from Triple-A Rochester.
8-12-10	50	Mijares, Jose	lhp	Placed on 15-day disabled list.
8-12-10	49	Manship, Jeff	rhp	Recalled from Triple-A Rochester.
8-15-10	20	Tolbert, Matt	if	Return from rehab assignment, reinstated from 15-day disabled list and optioned to Triple-A Rochester.
8-15-10	26	Morales, Jose	c	Optioned to Triple-A Rochester.
8-17-10	8	Punto, Nick	if	Reinstated from 15-day disabled list.
8-20-10	8	Punto, Nick	if	Placed on 15-day disabled list.
8-20-10	20	Tolbert, Matt	if	Recalled from Triple-A Rochester.
8-22-10	32	Mahay, Ron	lhp	Placed on 15-day disabled list.
8-22-10	59	Slowey, Kevin	rhp	Placed on 15-day disabled list.
8-22-10	53	Blackburn, Nick	rhp	Recalled from Triple-A Rochester.
8-22-10	39	Slama, Anthony	rhp	Recalled from Triple-A Rochester.
8-25-10	32	Mahay, Ron	lhp	Transferred to 60-day disabled list.
8-25-10	44	Flores, Randy	lhp	Claimed off waivers from Colorado.
8-25-10	39	Slama, Anthony	rhp	Optioned to Triple-A Rochester.
8-27-10	15	Perkins, Glen	lhp	Optioned to Triple-A Rochester.
8-27-10	51	Fuentes, Brian	lhp	Acquired from Los Angeles (AL) for a Loek Van Mil.
9- 1-10	26	Morales, Jose	c	Recalled from Triple-A Rochester.
9- 1-10	24	Plouffe, Trevor	if	Recalled from Triple-A Rochester.
9- 3-10	33	Morneau, Justin	1b	Transferred to 60-day disabled list.
9- 3-10	56	Delaney, Rob	rhp	Recalled from Triple-A Rochester.
9- 3-10	31	Burnett, Alex	rhp	Recalled from Triple-A Rochester.
9- 3-10	61	Fox, Matt	rhp	Contract purchased from Triple-A Rochester.
9- 5-10	37	Revere, Ben	of	Contract selected from Double-A New Britain.
9- 5-10	56	Delaney, Rob	rhp	Optioned to Triple-A Rochester.
9- 5-10	61	Fox, Matt	rhp	Designated for assignment.
9- 6-10	59	Slowey, Kevin	rhp	Reinstated from 15-day disabled list.
9- 7-10	17	Neshek, Pat	rhp	Recalled from Triple-A Rochester.
9- 7-10	15	Perkins, Glen	lhp	Recalled from Triple-A Rochester.
9-10-10	8	Punto, Nick	if	Reinstated from 15-day disabled list.
9-11-10	50	Mijares, Jose	lhp	Reinstated from 15-day disabled list.
11- 2-10	33	Morneau, Justin	1b	Reinstated from 60-day disabled list.
11- 3-10	36	Nathan, Joe	rhp	Reinstated from 60-day disabled list.
11- 9-10	88	Hacker, Eric	rhp	Signed as free agent.
11-19-10	87	Benson, Joe	of	Added to 40-man roster.
11-19-10	74	Bromberg, David	rhp	Added to 40-man roster.
11-19-10	83	Parmelee, Chris	if	Added to 40-man roster.
11-19-10	61	Tosoni, Rene	of	Added to 40-man roster.
11-24-10	82	De Los Santos, Estarlin	if	Outrighted to Triple-A Rochester.
12- 9-10	58	Diamond, Scott	lhp	Selected in Major League Rule 5 Draft.
12- 9-10	37	Hoey, Jim	rhp	Acquired from Baltimore along with rhp Brett Jacobson, in exchange for infielders J.J. Hardy and Brendan Harris, and cash.
12-18-10	1	Nishioka, Tsuyoshi	if	Signed to a three-year contract.

2010 FINAL STANDINGS

AMERICAN LEAGUE

EAST DIVISION	WON	LOST	PCT.	GB	HOME	ROAD
TAMPA BAY	96	66	.593	-	49-32	47-34
NEW YORK	95	67	.586	1.0	52-29	43-38
BOSTON	89	73	.549	7.0	46-35	43-38
TORONTO	85	77	.525	11.0	45-33	40-44
BALTIMORE	66	96	.407	30.0	37-44	29-52

CENTRAL DIVISION	WON	LOST	PCT.	GB	HOME	ROAD
MINNESOTA	94	68	.580	-	53-28	41-40
CHICAGO	88	74	.543	6.0	45-36	43-38
DETROIT	81	81	.500	13.0	52-29	29-52
CLEVELAND	69	93	.426	25.0	38-43	31-50
KANSAS CITY	67	95	.414	27.0	38-43	29-52

WEST DIVISION	WON	LOST	PCT.	GB	HOME	ROAD
TEXAS	90	72	.556	-	51-30	39-42
OAKLAND	81	81	.500	9.0	47-34	34-47
LOS ANGELES	80	82	.494	10.0	43-38	37-44
SEATTLE	61	101	.377	29.0	35-46	26-55

NATIONAL LEAGUE

EAST DIVISION	WON	LOST	PCT.	GB	HOME	ROAD
PHILADELPHIA	97	65	.599	-	54-30	43-35
ATLANTA	91	71	.562	6.0	56-25	35-46
FLORIDA	80	82	.494	17.0	41-40	39-42
NEW YORK	79	83	.488	18.0	47-34	32-49
WASHINGTON	69	93	.426	28.0	41-40	28-53

CENTRAL DIVISION	WON	LOST	PCT.	GB	HOME	ROAD
CINCINNATI	91	71	.562	-	49-32	42-39
ST. LOUIS	86	76	.531	5.0	52-29	34-47
MILWAUKEE	77	85	.475	14.0	40-41	37-44
HOUSTON	76	86	.469	15.0	42-39	34-47
CHICAGO	75	87	.463	16.0	35-46	40-41
PITTSBURGH	57	105	.352	34.0	40-41	17-64

WEST DIVISION	WON	LOST	PCT.	GB	HOME	ROAD
SAN FRANCISCO	92	70	.568	-	49-32	43-38
SAN DIEGO	90	72	.556	2.0	45-36	45-36
COLORADO	83	79	.512	9.0	52-29	31-50
LOS ANGELES	80	82	.494	12.0	45-36	35-46
ARIZONA	65	97	.401	27.0	40-41	25-56

2010 YEAR IN REVIEW

TRADING REGULATIONS

The trading deadline for all inter- and intra-league deals is 4:00 p.m. (EDT) on July 31. Waivers are required for all inter- and intra-league deals August 1 until 5:00 p.m. (EDT) the day after the regular season concludes. No waivers are required for the remaining 10 months of the year.

2010 INDIVIDUAL DESIGNATED HITTERS

PLAYER:	AVG	G	AB	R	H	2B	3B	HR	RBI	HB	BB	SO	SB	CS	OBP
Butera	.000	1	0	1	0	0	0	0	0	0	0	0	0	0	.000
Casilla	.500	7	4	3	2	0	1	0	1	0	0	2	0	0	.500
Harris	.000	2	2	1	0	0	0	0	0	0	1	0	0	0	.333
Hudson	.167	2	6	0	1	0	0	0	0	0	2	0	1	0	.375
Kubel	.234	42	158	17	37	7	0	5	28	1	19	40	0	1	.313
Mauer	.289	23	83	13	24	6	0	0	12	0	12	6	0	1	.371
Morales	.231	5	13	2	3	0	0	0	3	0	1	5	0	0	.267
Morneau	.167	2	6	1	1	0	0	0	1	0	1	1	0	0	.286
Plouffe	.200	10	10	4	2	0	0	1	2	0	0	4	0	0	.200
Punto	.000	2	0	0	0	0	0	0	0	0	0	0	0	0	.000
Repko	.000	4	5	0	0	0	0	0	0	0	1	2	0	0	.167
Revere	.000	1	0	0	0	0	0	0	0	0	0	0	0	0	.000
Thome	.286	79	252	47	72	12	2	24	57	1	56	72	0	0	.415
Tolbert	.000	2	1	0	0	0	0	0	0	0	0	0	0	0	.000
Valencia	.000	1	5	0	0	0	0	0	0	0	0	0	0	0	.000
Young	.500	2	8	1	4	0	0	1	3	0	1	0	0	0	.556
TOTALS	.264		553	90	146	25	3	31	107	2	94	132	1	2	.368

2010 INDIVIDUAL PINCH-HITTERS

PLAYER:	AVG	TPA	AB	H	2B	3B	HR	RBI	SH	SF	HP	BB	SO	GDP	OBP
Butera	.500	2	2	1	0	0	1	1	0	0	0	0	0	0	.500
Casilla	.167	6	6	1	0	1	0	1	0	0	0	0	0	1	.167
Cuddyer	.000	1	1	0	0	0	0	0	0	0	0	0	0	0	.000
Harris	.000	2	2	0	0	0	0	0	0	0	0	0	1	0	.000
Kubel	.000	5	4	0	0	0	0	0	0	0	0	1	3	0	.200
Mauer	.000	8	7	0	0	0	0	0	0	0	0	1	2	0	.125
Morales	.000	6	4	0	0	0	0	1	0	1	0	1	1	0	.167
Morneau	.000	2	1	0	0	0	0	0	0	0	0	1	1	0	.500
Plouffe	.000	3	3	0	0	0	0	0	0	0	0	0	2	0	.000
Punto	.000	1	1	0	0	0	0	0	0	0	0	0	0	0	.000
Repko	.167	7	6	1	0	0	0	0	0	0	0	1	3	0	.286
Revere	.000	1	1	0	0	0	0	0	0	0	0	0	1	0	.000
Thome	.280	30	25	7	4	0	1	2	0	0	1	4	10	0	.400
Tolbert	.000	5	4	0	0	0	0	0	0	0	0	0	2	0	.000
Valencia	.333	3	3	1	0	0	0	0	0	0	0	0	0	0	.333
Young	.250	4	4	1	0	0	0	1	0	0	0	0	0	0	.250
TOTALS	.162		74	12	4	1	2	6	0	1	1	9	26	1	.259

TWINS AT A GLANCE IN 2010

Record: 94-68
 Home Record: 53-28
 Road Record: 41-40
 Record in series: 31-17-4
 April: 15-8, May: 16-12, June: 12-15,
 July: 15-11, Aug.: 18-8, Sept./Oct.: 18-12
 Vs. East: 15-21
 Vs. Central: 47-25
 Vs. West: 24-12
 Vs. N.L.: 8-10
 Mon: 7-6, Tue: 15-9, Wed: 16-9,
 Thu: 8-14, Fri: 15-10, Sat: 19-8, Sun: 14-12
 Decisions vs. RHP: 65-38
 Decisions vs. LHP: 29-30
 When Twins score first: 71-25
 When Opp. scores first: 23-43
 Come-from-behind wins: 36
 When leading after 7/8 inn.: 85-3/84-1
 When trailing after 7/8 inn.: 5-57/3-61
 When tied after 7/8 inn.: 4-8/7-6
 Extra-innings: 9-5



1-run games: 31-23
 When Twins out-hit opp.: 63-13
 When Opp. out-hit Twins: 20-46
 When Twins/Opp. have = hits: 11-9
 When Twins get Quality Start: 68-19
 When Twins starter goes 6+ inn.: 73-34
 Most games over .500: 32, 9/24
 Most games under .500: 1, 4/6
 Longest winning-streak: 8, 7/24-8/1
 Longest losing-streak: 5, 9/24-28
 When Twins score 4+: 81-22
 When Twins score 3-: 13-46
 Team-high hits: 20, 2x, last 7/26 at K.C.
 Team-high runs: 19, 7/26 at K.C.
 Opp.-high hits: 21, 2x, last 9/25 at Det.
 Opp.-high runs: 13, 9/30 vs. Tor.
 When Twins get 10+ hits: 55-21
 Walk-off W/L: 6-4 (last win, 10/2 vs. Tor.)
 Shutouts: 13, last 9/11 at Cle.
 Complete games: 9, last 9/10 at Cle. (Pavano)

Did you know?

...that in 2001 Corey Koskie became the first American League third baseman with 100-plus runs, 25-plus homers, 100-plus rbi and 25-plus stolen bases in a season.

TWINS' 2010 ATTENDANCE

HOME					ROAD				
RANK	OPPONENT	OPEN	ATTENDANCE	AVG	RANK	OPPONENT	OPEN	ATTENDANCE	AVG
1	Los Angeles (AL)	3	122,098	40,699	1	New York (AL)	3	138,170	46,057
2	Oakland	6	243,670	40,612	2	Philadelphia	3	135,576	45,192
3	Seattle	3	121,769	40,590	3	Los Angeles (AL)	4	168,256	42,064
4	Colorado	3	121,367	40,456	4	Boston	2	75,570	37,785
5	Tampa Bay	4	161,111	40,278	5	New York (NL)	3	111,398	37,133
6	Chicago (AL)	9	361,895	40,211	6	Milwaukee	3	106,255	35,418
7	Toronto	4	160,313	40,078	7	Detroit	9	287,435	31,937
8	Texas	6	240,259	40,043	8	Chicago (AL)	9	257,939	28,660
9	Cleveland	9	358,183	39,798	9	Seattle	6	176,853	25,265
10	Detroit	9	357,905	39,767	10	Texas	4	97,528	24,382
11	Atlanta	3	119,201	39,734	11	Tampa Bay	4	84,332	21,083
12	Kansas City	9	352,375	39,153	12	Cleveland	9	185,082	20,565
13	New York (AL)	3	117,402	39,134	13	Baltimore	4	78,828	19,707
14	Milwaukee	3	116,841	38,947	14	Oakland	3	58,183	19,394
15	Baltimore	4	154,601	38,650	15	Kansas City	9	166,528	18,503
16	Boston	3	114,650	38,217	16	Toronto	5	87,432	17,486
TOTALS		81	3,223,640	39,798	TOTALS		81	2,215,442	27,351

HOW THEY'VE DRAWN IN MINNESOTA

RANK	CLUB	SEASONS	OPENINGS	ATTENDANCE	AVERAGE
1	Atlanta.....	3	9	268,961	29,885
2	Colorado.....	2	6	176,198	29,366
3	Los Angeles (NL).....	1	3	87,366	29,122
4	Arizona.....	2	6	172,967	28,828
5	Chicago (NL).....	3	9	253,040	28,116
6	Washington.....	2	6	165,475	27,579
7	St. Louis.....	2	6	161,603	26,934
8	San Diego.....	1	3	78,620	26,207
9	New York (AL).....	49	284	7,117,867	25,063
10	Florida.....	1	3	70,668	23,556
11	Philadelphia.....	1	3	67,970	22,657
12	San Francisco.....	1	3	67,573	22,524
13	Pittsburgh.....	4	12	260,218	21,685
14	Toronto.....	34	167	3,601,554	21,566
15	Houston.....	3	9	192,035	21,337
16	Milwaukee.....	42	208	4,316,512	20,752
17	Chicago (AL).....	50	374	7,478,107	19,995
18	Tampa Bay.....	13	52	1,020,934	19,633
19	Cincinnati.....	3	9	176,211	19,579
20	Detroit.....	50	350	6,850,720	19,573
21	Boston.....	50	275	5,243,257	19,066
22	Seattle.....	34	193	3,649,104	18,907
23	Baltimore.....	50	279	5,217,025	18,699
24	Cleveland.....	50	345	6,306,228	18,279
25	Kansas City.....	42	311	5,649,718	18,166
26	Oakland.....	50	314	5,674,209	18,071
27	Los Angeles (AL).....	50	315	5,508,774	17,488
28	New York (NL).....	1	3	50,394	16,798
29	Texas.....	50	322	4,762,954	14,792
TOTALS		50	3,886	75,393,899	19,401

2010 YEAR IN REVIEW

Did you know?

...that in 1964 outfielder Tony Oliva earned American League Rookie of the Year honors with a .323 batting average. At the time, it was the highest league-leading average by a rookie in A.L. history. Since then, just three players have posted higher averages for an American League rookie, Ichiro Suzuki (.350) in 2001, Fred Lynn (.331) in 1975 and Kevin Seitzer (.323) in 1987.

NOT ALL ZEROS ARE CREATED EQUAL

OFFICIAL SOFT DRINK OF THE



ZERO CALORIES. MAXIMUM PEPSI® TASTE.



2011 OPPONENTS





MAJOR LEAGUE BASEBALL

245 Park Avenue
New York, NY 10167
(212) 931-7800
FAX: (212) 949-5654
www.MLB.com



OFFICE OF THE COMMISSIONER

Allan H. (Bud) Selig Commissioner of Baseball
Tim Brosnan Executive Vice President, Business
Rob Manfred Executive Vice President, Labor Relations and Human Resources
Jonathan Mariner Executive Vice President, Finance
John McHale, Jr. Executive Vice President, Administration and Chief Information Officer; Interim EVP, Baseball Operations
Jimmie Lee Solomon Executive Vice President, Baseball Development

BROADCASTING

Chris Tully Senior Vice President, Broadcasting
Bernadette McDonald Vice President, Broadcasting Operations
Susanne Hilgert Senior Director, Distribution Development
Chuck Torres Director, Broadcasting Administration and Operations

CLUB RELATIONS

Katy Feeny Senior Vice President, Scheduling and Club Relations
Phyllis Merhige Senior Vice President, Club Relations
Angie Cintron Senior Administrative Assistant, Club Relations
Raxel Concepcion Senior Administrative Assistant, Scheduling and Club Relations
Bennett Shields Coordinator, Scheduling & Club Relations

PUBLIC RELATIONS

(212) 931-7878; FAX (212) 949-5654

Pat Courtney Senior Vice President, Public Relations
Matt Bourne Vice President, Business Public Relations
John Blundell Director, Media Relations
Rob Doelger Senior Project Manager, Baseball Information
Mike Teevan Manager, Media Relations
Jeff Heckelman Manager, Business Public Relations
Dan Queen Manager, Business Public Relations
Donald Muller Specialist, Media Relations
Steven Arocho Specialist, Business Public Relations
Lauren Verrusio Specialist, Business Public Relations
Sarah Leer Coordinator, Business Public Relations
Lydia Panayotidis Coordinator, Media Relations
Heather Flock Senior Administrative Assistant
Raquel Ramos Administrative Assistant

BASEBALL OPERATIONS

Frank Robinson Senior Vice President, Major League Operations
Joe Garagiola, Jr. Senior Vice President, Baseball Operations
Ed Burns Vice President, Baseball Operations & Administration
Lou Melendez Vice President, International Baseball Operations
Mike Port Vice President, Umpiring
Roy Krasik Senior Director, Major League Operations
Frank Marcos Senior Director, Major League Scouting Bureau
Tom Lepperd Director, Umpire Administration
Jeff Pfeifer Senior Manager, Baseball Operations

BALTIMORE ORIOLES



SERIES RESULTS, LAST 20 YEARS

YEAR	HOME	ROAD	TOTALS
1991	5-1	3-3	8-4
1992	3-3	3-3	6-6
1993	3-3	1-5	4-8
1994	4-2	1-2	5-4
1995	4-2	2-1	6-3
1996	1-5	4-2	5-7
1997	1-5	0-5	1-10
1998	2-3	1-4	3-7
1999	0-3	1-5	1-8
2000	2-4	1-2	3-6
2001	2-1	1-2	3-3
2002	1-2	0-3	1-5
2003	2-1	2-2	4-3
2004	1-2	4-2	5-4
2005	2-1	1-2	3-3
2006	2-1	4-2	6-3
2007	3-0	4-0	7-0
2008	1-2	2-1	3-3
2009	2-1	0-2	2-3
2010	2-2	3-1	5-3
TOTALS	143-143	123-163	266-306

Won-Lost Record at Stadium

Metropolitan Stadium (1961-1981).....	68-77
Metrodome (1982-2009).....	73-64
Target Field (2010).....	2-2
Memorial Stadium (1961-1991).....	88-117
Camden Yards (1992-2010).....	35-46

333 West Camden St., Baltimore, MD 21201
1-888-848-BIRD, P.R. FAX: (410) 547-6272

Stadium (Capacity)..... Oriole Park at Camden Yards (45,971)
Dimensions (L-C-R)..... 333-400-318

Chairman of the Board/CEO.....Peter Angelos
President, Baseball Operations.....Andy MacPhail
Field Manager.....Buck Showalter
Director, Public Relations.....Monica Barlow
Manager, Media Relations.....Jeff Lantz

2010 Record.....66-96, 5th, A.L. East

2010 Twins vs. Baltimore

5/6.....MIN.....L.....0-2	7/22.....at BAL.....W.....5-0
5/8.....MIN.....L.....3-7	7/23.....at BAL.....L.....2-3
5/8.....MIN.....W.....6-1	7/24.....at BAL.....W.....7-2
5/9.....MIN.....W.....6-0	7/25.....at BAL.....W.....10-4

Last Minnesota Sweep.....**at MIN**.....**at BAL**
3-Game.....4/2-4/07.....7/22-24/96
4-Game.....Never.....8/23-26/07

Last Baltimore Sweep.....**at MIN**.....**at BAL**
3-Game.....9/7-9/99.....8/6-8/02
4-Game.....Never.....7/1-3/66

BOSTON RED SOX

SERIES RESULTS, LAST 20 YEARS

YEAR	HOME	ROAD	TOTALS
1991	4-2	5-1	9-3
1992	5-1	4-2	9-3
1993	3-3	2-4	5-7
1994	5-1	3-0	8-1
1995	2-2	2-3	4-5
1996	4-2	2-4	6-6
1997	2-3	1-5	3-8
1998	3-2	3-3	6-5
1999	3-3	1-3	4-6
2000	0-4	2-4	2-8
2001	2-1	1-2	3-3
2002	2-1	1-2	3-3
2003	2-1	2-1	4-2
2004	2-1	2-1	4-2
2005	2-1	0-3	2-4
2006	3-0	2-1	5-1
2007	1-2	2-2	3-4
2008	3-1	0-3	3-4
2009	2-2	0-2	2-4
2010	2-1	0-2	2-3
TOTALS	169-117	119-164	288-281

Won-Lost Record at Stadium

Metropolitan Stadium (1961-1981).....	87-58
Metrodome (1982-2009).....	80-58
Target Field (2010).....	2-1
Fenway Park (1961-2010).....	119-164

4 Yawkey Way, Boston, MA 02215
(617) 226-6000, P.R. FAX: (617) 226-6740



Stadium (Capacity).....Fenway Park (37,493 - Night, 37,065 - Day)
Dimensions (L-C-R).....310-390-302

Principal Owner.....John Henry
Chairman.....Tom Werner
President/Chief Executive Officer.....Larry Lucchino
Executive Vice President, General Manager.....Theo Epstein
Field Manager.....Terry Francona
Director, Media Relations.....Pam Ganley
Manager, Media Relations.....Leah Tobin

2010 Record.....89-73, 3rd, A.L. East

2010 Twins vs. Boston

4/12.....MIN.....W.....5-2	5/19.....at BOS.....L.....2-3
4/14.....MIN.....L.....3-6	5/20.....at BOS.....L.....2-6
4/15.....MIN.....W.....8-0	

Last Minnesota Sweep.....**at MIN**.....**at BOS**
3-Game.....6/13-15/06.....6/13-15/94
4-Game.....8/1-4/66.....7/18-21/91

Last Boston Sweep.....**at MIN**.....**at BOS**
3-Game.....7/22-24/75.....7/7-9/08
4-Game.....7/3-6/00.....8/14-17/97

CHICAGO WHITE SOX



SERIES RESULTS, LAST 20 YEARS

YEAR	HOME	ROAD	TOTALS
1991	2-4	3-4	5- 8
1992	4-3	1-5	5- 8
1993	1-5	2-5	3-10
1994	4-0	0-2	4- 2
1995	2-5	1-5	3-10
1996	4-2	3-4	7- 6
1997	3-3	3-3	6- 6
1998	3-3	3-3	6- 6
1999	2-4	1-4-1	*3-8-1
2000	2-4	3-3	5- 7
2001	7-2	7-3	14- 5
2002	7-3	4-5	11- 8
2003	7-2	3-7	10- 9
2004	4-6	6-3	10- 9
2005	3-6	4-5	7-11
2006	5-5	5-4	10- 9
2007	5-4	4-5	9- 9
2008	8-1	2-8	10- 9
2009	7-2	5-4	12- 6
2010	6-3	7-2	13- 5
TOTALS	221-162	186-198-1	407-360-3

Won-Lost Record at Stadium

Metropolitan Stadium (1961-1981)	101-70-2
Metrodome (1982-2009)	114-89
Target Field (2010)	6-3
Comiskey Park (1961-1990)	119-114
U.S. Cellular Field (1991-2010)	66-84-1

333 West 35th St., Chicago, IL 60616
(312) 674-1000, P.R. FAX: (312) 674-5116

Stadium (Capacity)..... U.S. Cellular Field (40,615)
Dimensions (L-C-R)..... 330-400-335

Chairman..... Jerry Reinsdorf
Senior Vice President, General Manager..... Ken Williams
Field Manager..... Ozzie Guillen
Director, Media Relations..... Bob Beghtol
Manager, Media Relations..... Pat O'Connell

2010 Record..... 88-74, 2nd, A.L. Central
2010 Twins vs. Chicago

4/9 at CWS..... W..... 4-3	8/10 at CWS..... W..... 12-6
4/10 at CWS..... W..... 2-1	8/11 at CWS..... L..... 1-6
4/11 at CWS..... L..... 4-5	8/12 at CWS..... W..... 6-1
5/11 MIN..... L..... 2-5	8/17 MIN..... W..... 7-6
5/12 MIN..... W..... 3-2	8/18 MIN..... W..... 7-6
7/15 MIN..... L..... 7-8	8/19 MIN..... L..... 0-11
7/16 MIN..... W..... 7-4	9/14 at CWS..... W..... 9-3
7/17 MIN..... W..... 3-2	9/15 at CWS..... W..... 9-3
7/18 MIN..... W..... 7-6	9/16 at CWS..... W..... 8-5

Last Minnesota Sweep

at MIN at CWS
3-Game 7/27-29/09 9/14-16/10
4-Game 6/9-12/94 6/22-24/79

Last Chicago Sweep

at MIN at CWS
3-Game 6/29-7/1/04 4/21-23/06
4-Game Never 6/6-9/08

CLEVELAND INDIANS

SERIES RESULTS, LAST 20 YEARS

YEAR	HOME	ROAD	TOTALS
1991	5-1	5-1	10- 2
1992	4-2	2-4	6- 6
1993	4-2	4-2	8- 4
1994	2-4	1-5	3- 9
1995	2-5	2-4	4- 9
1996	2-4	1-6	3-10
1997	1-5	3-3	4- 8
1998	4-2	2-4	6- 6
1999	1-5	2-4	3- 9
2000	4-2	4-3	8- 5
2001	3-7	2-7	5-14
2002	7-2	4-6	11- 8
2003	4-6	6-3	10- 9
2004	7-2	5-5	12- 7
2005	5-4	4-6	9-10
2006	6-3	5-5	11- 8
2007	2-7	2-7	4-14
2008	7-2	3-6	10- 8
2009	6-3	4-5	10- 8
2010	6-3	6-3	12- 6
TOTALS	190-162-1	152-198	342-360-1

Won-Lost Record at Stadium

Metropolitan Stadium (1961-1981)	75-70-1
Metrodome (1982-2009)	109-89
Target Field (2010)	6-3
Cleveland Stadium (1961-1993)	96-116
Progressive Field (1994-2010)	56-82

2401 Ontario St., Cleveland, OH 44115
(216) 420-4200, P.R. FAX: (216) 420-4396

Stadium (Capacity)..... Progressive Field (43,441)
Dimensions (L-C-R)..... 325-405-325

Owner/CEO..... Lawrence J. Dolan
President..... Mark Shapiro
Executive Vice President, General Manager..... Chris Antonetti
Field Manager..... Manny Acta
Director, Media Relations..... Bart Swain
Manager, Media Relations..... Jeff Sibel

2010 Record..... 69-93, 4th, A.L. Central
2010 Twins vs. Cleveland

4/20 MIN..... W..... 5-1	8/6 at CLE..... L..... 6-7
4/21 MIN..... W..... 6-0	8/7 at CLE..... W..... 7-2
4/22 MIN..... L..... 1-8	8/8 at CLE..... W..... 5-4
4/30 at CLE..... W..... 9-3	9/10 at CLE..... L..... 0-2
5/1 at CLE..... L..... 4-5	9/11 at CLE..... W..... 1-0
5/2 at CLE..... W..... 8-3	9/12 at CLE..... W..... 6-2
7/19 MIN..... L..... 4-10	9/20 MIN..... W..... 9-3
7/20 MIN..... L..... 3-4	9/21 MIN..... W..... 6-4
7/21 MIN..... W..... 6-0	9/22 MIN..... W..... 5-1

Last Minnesota Sweep

at MIN at CLE
3-Game 9/20-22/10 6/14-16/91
4-Game 6/7-10/91 Never

Last Cleveland Sweep

at MIN at CLE
3-Game 9/3-5/07 9/15-17/08
4-Game Never 4/8-11/02



DETROIT TIGERS



SERIES RESULTS, LAST 20 YEARS

YEAR	HOME	ROAD	TOTALS
1991	5-1	3-3	8-4
1992	4-2	5-1	9-3
1993	1-5	5-1	6-6
1994	2-1	1-2	3-3
1995	2-4	3-3	5-7
1996	3-3	3-3	6-6
1997	5-1	2-3	7-4
1998	2-4	2-4	4-8
1999	2-4	4-2	6-6
2000	4-3	2-4	6-7
2001	8-1	7-3	15-4
2002	9-1	5-3	14-4
2003	8-1	7-3	15-4
2004	5-5	7-2	12-7
2005	7-2	4-6	11-8
2006	6-4	2-7	8-11
2007	1-8	5-4	6-12
2008	6-3	5-4	11-7
2009	8-2	4-5	12-7
2010	7-2	2-7	9-9
TOTALS	202-152	177-173-1	379-325-1

Won-Lost Record at Stadium

Metropolitan Stadium (1961-1981)	81-67
Metrodome (1982-2009)	114-83
Target Field (2010)	7-2
Tiger Stadium (1961-1999)	127-125-1
Comerica Park (2000-2010)	50-48

2100 Woodward Ave., Detroit, MI 48201
(313) 471-2000, P.R. FAX: (313) 471-2138

Stadium (Capacity).....Comerica Park (41,255)
Dimensions (L-C-R).....345-420-330

Owner/Director.....Michael Iltch
President, CEO & General Manager.....David Dombrowski
Field Manager.....Jim Leyland
Director, Baseball Media Relations.....Brian Britten
Manager, Baseball Media Relations.....Rick Thompson

2010 Record.....81-81, 3rd, A.L. Central

2010 Twins vs. Detroit

4/27.....at DET.....W.....2-0	7/9.....at DET.....L.....3-7
4/28.....at DET.....L.....6-11	7/10.....at DET.....L.....4-7
4/29.....at DET.....L.....0-3	7/11.....at DET.....W.....6-3
5/3.....MIN.....W.....10-4	8/31.....MIN.....W.....4-3
5/4.....MIN.....W.....4-3	9/1.....MIN.....W.....2-1
5/5.....MIN.....W.....5-4	9/2.....MIN.....L.....9-10
6/28.....MIN.....L.....5-7	9/24.....at DET.....L.....1-10
6/29.....MIN.....W.....11-4	9/25.....at DET.....L.....10-11
6/30.....MIN.....W.....5-1	9/26.....at DET.....L.....1-5

Last Minnesota Sweep

at MIN.....at DET
3-Game.....5/3-5/10.....8/8-10/03

4-Game.....Never.....9/10-13/04

Last Detroit Sweep

at MIN.....at DET
3-Game.....9/14-16/07.....9/24-26/10

4-Game.....Never.....5/27-29/83

KANSAS CITY ROYALS



SERIES RESULTS, LAST 20 YEARS

YEAR	HOME	ROAD	TOTALS
1991	2-4	5-2	7-6
1992	4-3	3-3	7-6
1993	2-4	4-3	6-7
1994	2-2	2-4	4-6
1995	2-4	5-2	7-6
1996	4-3	3-3	7-6
1997	2-4	3-3	5-7
1998	1-5	4-2	5-7
1999	3-4	5-1	8-5
2000	4-2	1-5	5-7
2001	7-3	6-3	13-6
2002	6-3	8-2	14-5
2003	5-5	3-6	8-11
2004	8-1	4-6	12-7
2005	6-3	7-3	13-6
2006	5-4	7-3	12-7
2007	5-4	4-5	9-9
2008	5-4	7-2	12-6
2009	5-4	7-2	12-6
2010	7-2	6-3	13-5
TOTALS	179-139	161-161	340-300

Won-Lost Record at Stadium

Metropolitan Stadium (1961-1981)	59-47
Metrodome (1982-2009)	113-90
Target Field (2010)	7-2
Municipal Stadium (1969-1972)	17-19
Kauffman Stadium (1973-2010)	144-142

One Royal Way, Kansas City, MO 64129
(816) 921-8000, P.R. FAX: (816) 921-5775

Stadium (Capacity).....Kauffman Stadium (37,903)
Dimensions (L-C-R).....330-410-330

Owner/Chief Executive Officer.....David Glass
President.....Dan Glass
Senior Vice President-Baseball Operations/General Manager.....Dayton Moore
Field Manager.....Ned Yost
Vice President, Communications.....Mike Swanson
Director, Media Relations.....David Holtzman

2010 Record.....67-95, 5th, A.L. Central

2010 Twins vs. Kansas City

4/16.....MIN.....W.....10-3	7/26.....at K.C.....W.....19-1
4/17.....MIN.....W.....6-5	7/27.....at K.C.....W.....11-2
4/18.....MIN.....L.....5-10	7/28.....at K.C.....W.....6-4
4/23.....at K.C.....W.....8-3	9/6.....MIN.....W.....5-4
4/24.....at K.C.....W.....9-7	9/7.....MIN.....W.....10-3
4/25.....at K.C.....L.....3-4	9/8.....MIN.....W.....4-3
6/8.....MIN.....W.....7-3	9/27.....at K.C.....L.....8-10
6/9.....MIN.....W.....6-2	9/28.....at K.C.....L.....1-10
6/10.....MIN.....L.....8-9	9/29.....at K.C.....W.....4-2

Last Minnesota Sweep

at MIN.....at K.C.
3-Game.....9/6-8/10.....7/26-28/10

4-Game.....6/29-7/2/0.....8/3-6/06

Last Kansas City Sweep

at MIN.....at K.C.
3-Game.....8/4-6/98.....7/29-31/94

4-Game.....5/7-10/99.....8/4-7/75

LOS ANGELES ANGELS



SERIES RESULTS, LAST 20 YEARS

YEAR	HOME	ROAD	TOTALS
1991	2-5	3-3	5- 8
1992	5-1	6-1	11- 2
1993	6-1	3-3	9- 4
1994	1-2	2-1	3- 3
1995	3-4	2-4	5- 8
1996	5-1	3-3	8- 4
1997	4-2	3-2	7- 4
1998	2-4	3-2	5- 6
1999	1-3	3-3	4- 6
2000	1-5	2-2	3- 7
2001	2-1	4-2	6- 3
2002	3-3	2-1	5- 4
2003	2-1	2-4	4- 5
2004	3-3	1-2	4- 5
2005	3-4	1-2	4- 6
2006	1-2	1-2	2- 4
2007	2-1	1-5	3- 6
2008	1-3	2-2	3- 5
2009	3-3	1-3	4- 6
2010	2-1	3-1	5- 2
TOTALS	160-172	160-169	320-341

Won-Lost Record at Stadium

Metropolitan Stadium (1961-1981)	83-89
Metrodome (1982-2009)	75-82
Target Field (2010)	2-1
Wrigley Field (1961)	4-5
Dodger Stadium (1962-1965)	19-17
Angel Stadium (1966-2010)	137-147

2000 Gene Autry Way, Anaheim, CA 92806
(714) 940-2000, P.R. FAX: (714) 940-2205

Stadium (Capacity)..... Angel Stadium of Anaheim (45,389)
Dimensions (L-C-R)..... 365-400-365

Owner..... Arte Moreno
President..... John Carpino
General Manager..... Tony Reagins
Field Manager..... Mike Scioscia
Vice President, Communications..... Tim Mead
Manager, Communications..... Eric Kay

2010 Record..... 80-82, 3rd, A.L. West

2010 Twins vs. Los Angeles

4/5 at LAA L 3-6	8/20 MIN W 7-2
4/6 at LAA W 5-3	8/21 MIN L 3-9
4/7 at LAA W 4-2	8/22 MIN W 4-0
7/8 at LAA W 10-1	

Last Minnesota Sweep..... **at MIN**..... **at LAA**
3-Game..... 4/17-19/09 8/6-8/96
4-Game..... 9/27-30/93 9/22-25/88

Last Los Angeles Sweep..... **at MIN**..... **at LAA**
3-Game..... 7/31-8/2/09 8/10-12/07
4-Game..... 7/17-19/64 Never

NEW YORK YANKEES

SERIES RESULTS, LAST 20 YEARS

YEAR	HOME	ROAD	TOTALS
1991	6-0	4-2	10- 2
1992	3-3	4-2	7- 5
1993	2-4	2-4	4- 8
1994	4-2	0-3	4- 5
1995	1-2	2-2	3- 4
1996	3-4	2-3	5- 7
1997	1-5	2-3	3- 8
1998	3-2	1-5	4- 7
1999	2-4	2-2	4- 6
2000	2-2	3-3	5- 5
2001	2-1	2-1	4- 2
2002	0-3	0-3	0- 6
2003	0-4	0-3	0- 7
2004	2-1	0-3	2- 4
2005	2-1	1-2	3- 3
2006	2-1	1-2	3- 3
2007	1-2	1-3	2- 5
2008	4-3	0-3	4- 6
2009	0-3	0-4	0- 7
2010	1-2	1-2	2- 4
TOT.	134-156	108-172-1	242-328-1

Won-Lost Record at Stadium

Metropolitan Stadium (1961-1981)	69-77
Metrodome (1982-2009)	64-77
Target Field (2010)	1-2
Yankee Stadium (1961-73/76-08)	103-159-1
Shea Stadium (1974-1975)	4-7
Yankee Stadium (2009-10)	1-6



One East 161st Street, Bronx, NY 10451
(718) 293-4300, P.R. FAX: (718) 293-8414

Stadium (Capacity)..... Yankee Stadium (50,291)
Dimensions (L-C-R)..... 318-408-314

Managing General Partner/Co-Chairperson..... Hal Z. Steinbrenner
General Partner/Co-Chairperson..... Hank G. Steinbrenner
President..... Randy Levine
Senior Vice President/General Manager..... Brian Cashman
Field Manager..... Joe Girardi
Director, Media Relations/Publicity..... Jason Zillo
Managers, Media Relations/Publicity..... Jason Latimer, Michael Margolis

2010 Record..... 95-67, 2nd, A.L. East (wild card)

2010 Twins vs. New York

5/14 at NY L 4-8	5/25 MIN L 0-1
5/15 at NY L 1-7	5/26 MIN L 2-3
5/16 at NY W 6-3	5/27 MIN W 8-2

Last Minnesota Sweep..... **at MIN**..... **at NY**
3-Game..... 9/6-8/91 8/9-11/68
4-Game..... 7/3-5/67 Never

Last New York Sweep..... **at MIN**..... **at NY**
3-Game..... 7/7-9/09 7/21-23/08
4-Game..... 4/18-21/03 5/15-18/09

OAKLAND ATHLETICS



SERIES RESULTS, LAST 20 YEARS

YEAR	HOME	ROAD	TOTALS
1991	5-2	3-3	8- 5
1992	2-4	3-4	5- 8
1993	3-4	5-1	8- 5
1994	0-3	2-2	2- 5
1995	3-3	2-4	5- 7
1996	4-3	2-4	6- 7
1997	3-2	4-2	7- 4
1998	1-4	3-3	4- 7
1999	5-1	2-4	7- 5
2000	1-5	4-2	5- 7
2001	3-3	2-1	5- 4
2002	1-2	2-4	3- 6
2003	6-0	2-1	8- 1
2004	1-3	1-2	2- 5
2005	1-3	3-3	4- 6
2006	5-1	1-3	6- 4
2007	4-0	1-2	5- 2
2008	2-1	3-4	5- 5
2009	1-2	3-4	4- 6
2010	4-2	2-1	6- 3
TOTALS	159-119	122-150	281-269

7000 Coliseum Way, Oakland, CA 94621
(510) 638-4900, P.R. FAX: (510) 562-1633

Stadium (Capacity) Oakland-Alameda County Coliseum (35,067)
Dimensions (L-C-R) 330-400-330

Managing Partner Lewis Wolff
President Michael Crowley
Vice President, General Manager Billy Beane
Field Manager Bob Geren
Manager, Baseball Information Mike Selleck
Manager, Player and Media Relations Kristy Pick

2010 Record 81-81, 2nd, A.L. West

2010 Twins vs. Oakland

6/4	at OAK	W	5-4	8/15	MIN	W	4-2
6/5	at OAK	W	4-3	9/17	MIN	L	1-3
6/6	at OAK	L	4-5	9/18	MIN	W	4-2
8/13	MIN	W	4-3	9/19	MIN	L	2-6
8/14	MIN	W	2-0				

Last Minnesota Sweep **at MIN** **at OAK**
3-Game 8/13-15/10 7/18-20/97
4-Game 7/12-15/07 8/13-15/93

Last Oakland Sweep **at MIN** **at OAK**
3-Game 4/28-30/00 8/30-9/1/02
4-Game 4/9-12/81 Never

Won-Lost Record at Stadium

Metropolitan Stadium (1961-1981) 69-46
Metrodome (1982-2009) 86-71
Target Field (2010) 4-2
Oak/McAfee Coliseum (1961-2010) 122-150

SEATTLE MARINERS

SERIES RESULTS, LAST 20 YEARS

YEAR	HOME	ROAD	TOTALS
1991	7-0	2-4	9- 4
1992	5-1	3-4	8- 5
1993	2-5	2-4	4- 9
1994	2-1	1-2	3- 3
1995	2-4	2-4	4- 8
1996	1-5	5-1	6- 6
1997	2-4	3-2	5- 6
1998	0-6	2-3	2- 9
1999	3-3	1-5	4- 8
2000	2-4	1-5	3- 9
2001	1-5	0-3	1- 8
2002	2-1	3-3	5- 4
2003	1-5	2-1	3- 6
2004	3-0	2-4	5- 4
2005	3-1	3-3	6- 4
2006	4-1	1-2	5- 3
2007	1-2	5-1	6- 3
2008	3-0	2-4	5- 4
2009	4-3	1-2	5- 5
2010	3-0	3-4	6- 4
TOTALS	106-89-1	85-109	191-198-1

P.O. Box 4100, Seattle, WA 98194
(206) 346-4000, P.R. FAX: (206) 346-4400



Stadium (Capacity) Safeco Field (47,447)
Dimensions (L-C-R) 331-405-326

Chairman/CEO Howard Lincoln
President/COO Chuck Armstrong
Executive VP, Baseball Operations/General Manager Jack Zduriencik
Field Manager Eric Wedge
Director, Baseball Information Tim Hevly
Manager, Baseball Information Jeff Evans

2010 Record 61-101, 4th, A.L. West

2010 Twins vs. Seattle

5/31	at SEA	W	5-4	7/31	MIN	W	4-0
6/1	at SEA	L	1-7	8/1	MIN	W	4-0
6/2	at SEA	L	1-2	8/27	at SEA	W	6-3
6/3	at SEA	L	1-4	8/28	at SEA	W	1-0
7/30	MIN	W	5-3	8/29	at SEA	L	1-2

Last Minnesota Sweep **at MIN** **at SEA**
3-Game 7/30-8/1/10 4/17-19/07
4-Game 4/25-28/91 Never

Last Seattle Sweep **at MIN** **at SEA**
3-Game 9/13-15/96 7/27-29/01
4-Game 5/29-6/1/03 Never

Won-Lost Record at Stadium

Metropolitan Stadium (1961-1981) 17-18-1
Metrodome (1982-2009) 86-71
Target Field (2010) 3-0
Kingdome (1977-1999) 61-75
Safeco Field (1999-2010) 24-34

OPPONENTS

TAMPA BAY RAYS



SERIES RESULTS

YEAR	HOME	ROAD	TOTALS
1998	4-2	3-2	7- 4
1999	1-3	4-2	5- 5
2000	3-3	1-3	4- 6
2001	1-2	0-4	1- 6
2002	4-0	1-2	5- 2
2003	3-0	3-0	6- 0
2004	3-3	1-2	4- 5
2005	3-0	3-0	6- 0
2006	4-0	2-1	6- 1
2007	2-2	1-2	3- 4
2008	1-1	2-2	3- 3
2009	2-1	1-2	3- 3
2010	1-3	2-2	3- 5
TOTALS	32-20	24-24	56-44

Won-Lost Record at Stadium

Metrodome (1998-2009)	31-17
Target Field (2010)	1-3
Tropicana Field (1998-10)	24-24

One Tropicana Drive, St. Petersburg, FL 33705
(727) 825-3137, P.R. FAX: (727) 825-3111

Stadium (Capacity).....Tropicana Field (36,973)
Dimensions (L-C-R).....315-404-320

Principal Owner.....Stuart Sternberg
President.....Matt Silverman
Executive Vice President, Baseball Operations.....Andrew Friedman
Field Manager.....Joe Maddon
Vice President, Communications.....Rick Vaughn
Director, Communications.....Dave Haller

2010 Record.....96-66, 1st, A.L. East

2010 Twins vs. Tampa Bay

7/1	MIN	L	4-5	8/2	at TB	L	2-4
7/2	MIN	W	2-1	8/3	at TB	L	4-6
7/3	MIN	L	6-8	8/4	at TB	W	2-1
7/4	MIN	L	4-7	8/5	at TB	W	8-6

Last Minnesota Sweep.....**at MIN**.....**at T.B.**
3-Game.....7/1-3/05.....5/6-8/05
4-Game.....7/17-20/06.....Never

Last Tampa Bay Sweep.....**at MIN**.....**at T.B.**
3-Game.....Never.....Never
4-Game.....Never.....8/10-13/01

TEXAS RANGERS

SERIES RESULTS, LAST 20 YEARS

YEAR	HOME	ROAD	TOTALS
1991	3-3	3-4	6- 7
1992	3-4	3-3	6- 7
1993	4-2	3-4	7- 6
1994	1-2	3-3	4- 5
1995	3-3	2-5	5- 8
1996	3-3	4-2	7- 5
1997	1-4	2-4	3- 8
1998	3-2	4-2	7- 4
1999	0-6	0-6	0-12
2000	5-1	3-3	8- 4
2001	1-2	3-3	4- 5
2002	4-2	2-1	6- 3
2003	3-0	2-4	5- 4
2004	3-0	2-2	5- 2
2005	2-4	1-2	3- 6
2006	1-2	3-3	4- 5
2007	5-1	2-1	7- 2
2008	4-3	1-2	5- 5
2009	2-1	4-3	6- 4
2010	6-0	1-3	7- 3
TOTALS	133-107	110-135	243-242

Won-Lost Record at Stadium

Metropolitan Stadium (1961-1981)	42-37
Metrodome (1982-2009)	85-70
Target Field (2010)	6-0
Arlington Stadium (1972-1993)	71-86
Rangers Ballpark (1994-2010)	39-49



1000 Ballpark Way, Suite 400, Arlington, TX 76011
(817) 273-5222, P.R. FAX: (817) 273-5110

Stadium (Capacity).....Rangers Ballpark in Arlington (49,170)
Dimensions (L-C-R).....332-400-325

Managing Partner and Chief Executive Officer.....Chuck Greenberg
President.....Nolan Ryan
General Manager.....Jon Daniels
Field Manager.....Ron Washington
Executive Vice President, Communications.....John Blake
Senior Director, Baseball Media Relations.....Rich Rice
Manager, Baseball Media Relations.....Court Berry-Tripp

2010 Record.....90-72, 1st, A.L. West

2010 Twins vs. Texas

5/28	MIN	W	2-1	8/25	at TEX	L	3-4
5/29	MIN	W	8-3	8/26	at TEX	W	6-4
5/30	MIN	W	6-3	9/3	MIN	W	4-3
8/23	at TEX	L	0-4	9/4	MIN	W	12-4
8/24	at TEX	L	3-4	9/5	MIN	W	6-5

Last Minnesota Sweep.....**at MIN**.....**at TEX**
3-Game.....9/3-5/10.....9/7-9/76
4-Game.....Never.....Never

Last Texas Sweep.....**at MIN**.....**at TEX**
3-Game.....4/25-27/97.....7/8-10/03
4-Game.....4/22-25/99.....6/26-28/87

TORONTO BLUE JAYS



SERIES RESULTS, LAST 20 YEARS

YEAR	HOME	ROAD	TOTALS
1991	2-4	2-4	4- 8
1992	3-3	2-4	5- 7
1993	1-5	1-5	2-10
1994	3-3	1-5	4- 8
1995	0-2	1-2	1- 4
1996	4-2	4-3	8- 5
1997	2-4	1-4	3- 8
1998	3-3	1-4	4- 7
1999	3-3	1-3	4- 6
2000	2-1	3-3	5- 4
2001	1-3	1-2	2- 5
2002	3-0	3-1	6- 1
2003	0-3	3-0	3- 3
2004	2-1	2-1	4- 2
2005	2-1	2-1	4- 2
2006	1-3	1-2	2- 5
2007	4-3	0-3	4- 6
2008	0-3	0-3	0- 6
2009	1-3	2-2	3- 5
2010	1-3	2-3	3- 6
TOTALS	83-87	67-100	150-187

Won-Lost Record at Stadium

Metropolitan Stadium (1961-1981)	20-5
Metrodome (1982-2009)	62-79
Target Field (2010)	1-3
Exhibition Stadium (1977-5/89)	30-40
Rogers Centre (June, 1989-2010)	37-60

1 Blue Jays Way, Suite 3200, Toronto, Ontario M5V 1J1
(416) 341-1000, P.R. FAX: (416) 341-1250

Stadium (Capacity)..... Rogers Centre (49,160)
Dimensions (L-C-R)..... 328-400-328

Vice Chairman, Rogers Communications Inc...... Phil Lind
President & Chief Executive Officer, Blue Jays..... Paul Beeston
Senior Vice President, Baseball Ops./General Manager..... Alex Anthopoulos
Field Manager..... John Farrell
Vice President, Communications..... Jay Stenhouse
Manager, Baseball Information..... Mal Romanin

2010 Record..... 85-77, 4th, A.L. East

2010 Twins vs. Toronto

5/17	at TOR	W	8-3	9/30	MIN	L	2-13
5/18	at TOR	L	2-11	10/1	MIN	L	3-6
7/6	at TOR	W	7-6	10/2	MIN	W	5-4
7/7	at TOR	L	5-6	10/3	MIN	L	1-2
7/8	at TOR	L	1-8				

Last Minnesota Sweep..... **at MIN**..... **at TOR**
3-Game..... 7/26-28/02..... 4/11-13/03
4-Game..... 7/21-23/79..... Never

Last Toronto Sweep..... **at MIN**..... **at TOR**
3-Game..... 5/13-15/08..... 9/2-4/08
4-Game..... Never..... Never

ARIZONA DIAMONDBACKS

ALL-TIME SERIES RESULTS

YEAR	HOME	ROAD	TOTALS
2003	1-2	--	1- 2
2004	--	2-1	2- 1
2005	--	2-1	2- 1
2008	3-0	--	3- 0
TOTALS	4-2	4-2	8-4

Won-Lost Record at Stadium

Metrodome (2003-2008)	4-2
Chase Field (2004-2005)	4-2

401 East Jefferson St, Phoenix, AZ 85004
(602) 462-6500, P.R. FAX: (602) 462-6527

Stadium (Capacity)..... Chase Field (48,633)
Dimensions (L-C-R)..... 330-407-334

Managing General Partner..... Ken Kendrick
President and CEO..... Derrick Hall
Executive Vice President, General Manager..... Kevin Towers
Field Manager..... Kirk Gibson
Vice President, Communications..... Shaun Rachau
Manager, Player and Media Relations..... Casey Wilcox
Coordinator, Player and Media Relations..... Morgan Ballard

2010 Record..... 65-97, 5th, N.L. West

2010 Twins vs. Arizona

None							
Last Minnesota Sweep at MIN at ARI							
3-Game			6/20-22/08				Never
4-Game			Never				Never

Last Arizona Sweep..... **at MIN**..... **at ARI**
3-Game..... Never..... Never
4-Game..... Never..... Never

CINCINNATI REDS



ALL-TIME SERIES RESULTS

YEAR	HOME	ROAD	TOTALS
1997	2-1	--	2-1
1998	--	1-2	1-2
1999	2-1	--	2-1
2000	--	0-3	0-3
2001	3-0	--	3-0
TOTALS	7-2	1-5	8-7

Won-Lost Record at Stadium

Metrodome (1997-2001)	7-2
Cinergy Field (1997-2000)	1-5

100 Joe Nuxhall Way, Cincinnati, OH 45202
(513) 765-7800, P.R. FAX: (513) 765-7180

Stadium (Capacity)..... Great American Ball Park (42,319)
Dimensions (L-C-R)..... 328-404-325

President and Chief Executive Officer..... Bob Castellini
President, Baseball Operations/General Manager..... Walt Jocketty
Field Manager..... Dusty Baker
Director, Media Relations..... Rob Butcher
Assistant Directors, Media Relations..... Larry Herms & Jamie Ramsey

2010 Record..... 91-71, 1st, N.L. Central
2010 Twins vs. Cincinnati
None

Last Minnesota Sweep..... **at MIN**..... **at CIN**
3-Game..... 7/7-8/01..... Never
4-Game..... Never..... Never

Last Cincinnati Sweep..... **at MIN**..... **at CIN**
3-Game..... Never..... 6/2-4/00
4-Game..... Never..... Never

COLORADO ROCKIES



ALL-TIME SERIES RESULTS

YEAR	HOME	ROAD	TOTALS
2003	2-1	--	2-1
2008	--	1-2	1-2
2010	2-1	--	2-1
TOTALS	4-2	1-2	5-4

Won-Lost Record at Stadium

Metrodome (2003)	2-1
Target Field (2010)	2-1
Coors Field (2008)	1-2

2001 Blake Street, Denver, CO 80205
(303) 292-0200, P.R. FAX: (303) 312-2319

Stadium (Capacity)..... Coors Field (50,449)
Dimensions (L-C-R)..... 347-415-350

Chairman and CEO..... Charles K. Monfort
Executive Vice President, General Manager..... Dan O'Dowd
Field Manager..... Jim Tracy
Vice President, Communications/Public Relations..... Jay Alves
Manager, Communications/Public Relations..... Nick Piburn
Coordinator, Communications/Public Relations..... Mike Kennedy

2010 Record..... 83-79, 3rd, N.L. West
2010 Twins vs. Colorado
6/15..... MIN..... W..... 9-3..... 6/17..... MIN..... L..... 1-5
6/16..... MIN..... W..... 2-1

Last Minnesota Sweep..... **at MIN**..... **at COL**
3-Game..... Never..... Never
4-Game..... Never..... Never

Last Colorado Sweep..... **at MIN**..... **at CIN**
3-Game..... Never..... Never
4-Game..... Never..... Never

FLORIDA MARLINS



ALL-TIME SERIES RESULTS

YEAR	HOME	ROAD	TOTALS
2002	2-1	--	2-1
2007	--	2-1	2-1
TOTALS	2-1	2-1	4-2

Won-Lost Record at Stadium

Metrodome (2002)	2-1
Sun Life Stadium (2007)	2-1

2267 Dan Marino Blvd., Miami, FL 33056
(305) 626-7492, P.R. FAX: (305) 626-7302

Stadium (Capacity)..... Sun Life Stadium (38,560)
Dimensions (L-C-R)..... 330-434-345

Owner/CEO..... Jeffrey H. Loria
President, Baseball Operations..... Larry Beinfest
Vice President, General Manager..... Michael Hill
Field Manager..... Edwin Rodriguez
Director, Media Relations..... Matt Roebuck
Manager, Media Relations..... Marty Sewell

2010 Record..... 80-82, 3rd, N.L. East
2010 Twins vs. Florida
None

Last Minnesota Sweep	at MIN	at FLA
3-Game	Never	Never
4-Game	Never	Never

Last Florida Sweep	at MIN	at FLA
3-Game	Never	Never
4-Game	Never	Never

HOUSTON ASTROS

ALL-TIME SERIES RESULTS

YEAR	HOME	ROAD	TOTALS
1997	--	2-1	2-1
1998	--	1-1	1-1
1999	1-2	--	1-2
2000	--	2-1	2-1
2001	2-1	--	2-1
2006	--	2-1	2-1
2009	1-2	--	1-2
TOTALS	4-5	7-4	11-9

Won-Lost Record at Stadium

Metrodome (1999-2009)	4-5
Astrodome (1997-2000)	5-3
Minute Maid Park (2006)	2-1



P.O. Box 288, Houston, TX 77001-0288
(713) 259-8000, P.R. FAX: (713) 259-8025

Stadium (Capacity)..... Minute Maid Park (40,966)
Dimensions (L-C-R)..... 315-436-326

Chairman and Chief Executive Officer..... Drayton McLane
President, Baseball Operations..... Tal Smith
General Manager..... Ed Wade
Manager..... Brad Mills
Senior Vice President, Communications..... Jay Lucas
Senior Director, Media Relations..... Gene Dias
Assistant Director, Media Relations..... Sally Gunter

2010 Record..... 76-86, 4th, N.L. Central
2010 Twins vs. Houston
None

Last Minnesota Sweep	at MIN	at HOU
3-Game	Never	Never
4-Game	Never	Never

Last Houston Sweep	at MIN	at HOU
3-Game	Never	Never
4-Game	Never	Never

LOS ANGELES DODGERS



ALL-TIME SERIES RESULTS

YEAR	HOME	ROAD	TOTALS
2005	-	1-2	1-2
2006	3-0	-	3-0
TOTALS	3-0	1-2	4-2

Won-Lost Record at Stadium

Metrodome (2006)	3-0
Dodger Stadium (2005)	1-2

1000 Elysian Park Avenue, Los Angeles, CA 90012
(323) 224-1500, P.R. FAX: (323) 224-1459

Stadium (Capacity)..... Dodger Stadium (56,000)
Dimensions (L-C-R)..... 330-395-330

Owner and Chairman..... Frank McCourt
General Manager..... Ned Colletti
Field Manager..... Don Mattingly
Vice President, Communications..... Josh Rawitch
Assistant Director, Public Relations..... Joe Jarek & Yvonne Carrasco

2010 Record..... 80-82, 4th, N.L. West
2010 Twins vs. Los Angeles
None

Last Minnesota Sweep..... at MIN..... at LAD
3-Game..... 6/26-28/06..... Never
4-Game..... Never..... Never

Last Los Angeles Sweep..... at MIN..... at LAD
3-Game..... Never..... Never
4-Game..... Never..... Never

MILWAUKEE BREWERS



SERIES RESULTS, LAST 20 YEARS

YEAR	HOME	ROAD	TOTALS
1991	3-3	3-3	6-6
1992	3-3	3-3	6-6
1993	4-2	1-5	5-7
1994	2-4	4-2	6-6
1995	3-3	1-6	4-9
1996	1-6	3-3	4-9
1997	4-2	3-3	7-5
1998	0-2	-	0-2
1999	-	2-0	2-0
2000	1-2	-	1-2
2001	-	2-1	2-1
2002	2-1	2-1	4-2
2003	2-1	1-2	3-3
2004	1-2	1-2	2-4
2005	2-1	1-2	3-3
2006	3-0	2-1	5-1
2007	1-2	2-1	3-3
2008	2-1	2-1	4-2
2009	3-0	2-1	5-1
2010	2-1	0-3	2-4
TOTALS	111-94	98-108	209-202

Won-Lost Record at Stadium

Metropolitan Stadium (1970-1981)	41-35
Metrodome (1982-2009)	68-58
Target Field (2010)	2-1
County Stadium (1970-2000)	83-93
Miller Park (2001-2010)	15-15

One Brewers Way, Milwaukee, WI 53214
(414) 902-4500, P.R. FAX: (414) 902-4053

Stadium (Capacity)..... Miller Park (41,900)
Dimensions (L-C-R)..... 344-400-345

Chairman/Principal Owner..... Mark Attanasio
Executive Vice President/General Manager..... Doug Melvin
Field Manager..... Ron Roenicke
Vice President, Communications..... Tyler Barnes
Director, Media Relations..... Mike Vassallo
Manager, Media Relations..... John Steinmiller

2010 Record..... 77-85, 3rd, N.L. Central
2010 Twins vs. Milwaukee
5/21..... MIN..... W..... 15-3 6/22..... at MIL..... L..... 5-7
5/22..... MIN..... W..... 8-7 6/23..... at MIL..... L..... 3-5
5/23..... MIN..... L..... 3-4 6/24..... at MIL..... L..... 0-5

Last Minnesota Sweep..... at MIN..... at MIL
3-Game..... 5/22-24/09..... 9/15-17/78
4-Game..... Never..... Never

Last Milwaukee Sweep..... at MIN..... at MIL
3-Game..... 7/8-10/88..... 6/22-24/10
4-Game..... 5/17-20/96..... 8/24-27/95

PITTSBURGH PIRATES



ALL-TIME SERIES RESULTS

YEAR	HOME	ROAD	TOTALS
1997	2-1	--	2-1
1998	--	1-2	1-2
1999	2-1	--	2-1
2000	--	1-2	1-2
2001	2-1	--	2-1
2006	--	3-0	3-0
2009	2-1	--	2-1
TOTALS	8-4	5-4	13-8

Won-Lost Record at Stadium

Metrodome (1997-2009)	8-4
Three Rivers Stadium (1998-2000)	2-4
PNC Park (2006)	3-0

115 Federal Street, Pittsburgh, PA 15212
(412) 323-5000, P.R. FAX: (412) 325-4413

Stadium (Capacity).....PNC Park (38,362)
Dimensions (L-C-R).....325-399-320

Chairman of the Board.....Bob Nutting
President.....Frank Coonely
General Manager.....Neal Huntington
Field Manager.....Clint Hurdle
Director, Media Relations.....Jim Trdinich
Manager, Media Services.....Dan Hart

2010 Record.....57-105, 6th, N.L. Central

2010 Twins vs. Pittsburgh
None

Last Minnesota Sweep.....**at MIN**.....**at PIT**
3-Game.....Never.....6/16-18/06
4-Game.....Never.....Never

Last Pittsburgh Sweep.....**at MIN**.....**at PIT**
3-Game.....Never.....Never
4-Game.....Never.....Never

ST. LOUIS CARDINALS

ALL-TIME SERIES RESULTS

YEAR	HOME	ROAD	TOTALS
1997	--	0-3	0-3
1998	2-1	--	2-1
1999	--	2-1	2-1
2000	2-1	--	2-1
2001	--	0-3	0-3
2009	--	2-1	2-1
TOTALS	4-2	4-8	8-10

Won-Lost Record at Stadium

Metrodome (1998-2000)	4-2
Busch Stadium (1997-2001)	2-7
New Busch Stadium (2009)	2-1

700 Clark Street, St. Louis, MO 63102
(314) 345-9600, P.R. FAX: (314) 345-9530



Stadium (Capacity).....Busch Stadium (43,975)
Dimensions (L-C-R).....336-400-335

Chairman and Chief Executive Officer.....William O. DeWitt, Jr.
President.....Bill DeWitt III
Senior Vice President, General Manager.....John Mozeliak
Field Manager.....Tony LaRussa
Director, Media Relations.....Brian Bartow
Manager, Media Relations and New Media.....Melody Young

2010 Record.....86-76, 2nd, N.L. Central

2010 Twins vs. St. Louis
None

Last Minnesota Sweep.....**at MIN**.....**at STL**
3-Game.....Never.....Never
4-Game.....Never.....Never

Last St. Louis Sweep.....**at MIN**.....**at STL**
3-Game.....Never.....7/15-17/01
4-Game.....Never.....Never

SAN DIEGO PADRES



ALL-TIME SERIES RESULTS

YEAR	HOME	ROAD	TOTALS
2003	--	2-1	2-1
2005	1-2	--	1-2
2008	--	3-0	3-0
TOTALS	1-2	5-1	6-3

Won-Lost Record at Stadium

Metrodome (2005)	1-2
Qualcomm Stadium (2003)	2-1
PETCO Park (2008)	3-0

100 Park Boulevard, San Diego, CA 92101
(619) 795-5000, P.R. FAX: (619) 795-5266

Stadium (Capacity).....PETCO Park (42,691)
Dimensions (L-C-R).....336-396-322

Chairman.....John Moores
Chief Executive Officer.....Jeff Moorad
Executive Vice President/General Manager.....Jed Hoyer
Field Manager.....Bud Black
Director, Media Relations.....Warren Miller
Manager, Media Relations.....Bret Picciolo

2010 Record.....90-72, 2nd, N.L. West
2010 Twins vs. San Diego
None

Last Minnesota Sweep at MIN at SD
3-Game.....Never.....6/24-26/08
4-Game.....Never.....Never

Last San Diego Sweep at MIN at SD
3-Game.....Never.....Never
4-Game.....Never.....Never

SAN FRANCISCO GIANTS

ALL-TIME SERIES RESULTS

YEAR	HOME	ROAD	TOTALS
2003	--	2-1	2-1
2005	1-2	--	1-2
TOTALS	1-2	2-1	3-3

Won-Lost Record at Stadium

Metrodome (2005)	1-2
AT&T Park (2003)	2-1



24 Willie Mays Plaza, San Francisco, CA 94107
(415) 972-2000, P.R. FAX: (415) 947-2800

Stadium (Capacity).....AT&T Park (41,915)
Dimensions (L-C-R).....339-399-309

Managing General Partner.....William Neukom
President/COO.....Laurence M. Baer
Senior Vice President, General Manager.....Brian Sabean
Field Manager.....Bruce Bochy
Senior Director, Media Relations.....Jim Moorehead
Senior Media Relations Coordinator.....Matt Chisholm

2010 Record.....92-70, 1st, N.L. West
2010 Twins vs. San Francisco
None

Last Minnesota Sweep at MIN at SF
3-Game.....Never.....Never
4-Game.....Never.....Never

Last San Francisco Sweep at MIN at SF
3-Game.....Never.....Never
4-Game.....Never.....Never

WASHINGTON NATIONALS



ALL-TIME SERIES RESULTS

YEAR	HOME	ROAD	TOTALS
2004	--	3-0 (Mon.)	3-0
2007	1-2	--	1-2
2008	3-0	--	3-0
TOTALS	4-2	3-0	7-2

Won-Lost Record at Stadium

Metrodome (2007-2008)	4-2
Olympic Stadium in Montreal (2004)	3-0

1500 South Capitol St., S.E., Washington, D.C. 20003
 (202) 640-7000, P.R. FAX: (202) 640-7999

Stadium (Capacity)..... Nationals Park (41,888)
Dimensions (L-C-R)..... 336-404-335

Managing Principal Owner.....Theodore N. Lerner
President.....Stan Kasten
Senior Vice President, General Manager.....Mike Rizzo
Field Manager.....Jim Riggleman
Senior Director, Baseball Media Relations.....John Dever
Director, Baseball Media Relations.....Mike Gazda

2010 Record.....69-93, 5th, N.L. East
2010 Twins vs. Washington
 None

Last Minnesota Sweep.....at MIN.....at WAS
 3-Game.....6/17-19/08.....6/15-17/04 (Montreal)
 4-Game.....Never.....Never

Last Washington Sweep.....at MIN.....at WAS
 3-Game.....Never.....Never
 4-Game.....Never.....Never

MAJOR LEAGUE WAIVER RULES

There are four types of waiver requests: Trade Assignment Waivers, Outright Assignment Waivers, Optional Assignment Waivers and Unconditional Release Waivers

Trade Assignment Waivers (formerly Major League Waivers) – Are necessary for any player assignment between Major League clubs made from August 1 until the day after the close of the regular season. Waivers are required to trade any player during this time period. Prior to August 1, players may be traded from one organization to another without waivers.

Outright Assignment Waivers (formerly Outright or Special Waivers) – Are irrevocable and are required for a Major League Club to assign a Major League player outright (i.e., without right of recall) to a Minor League Club during certain periods through the year.

Optional Assignment Waivers (formerly Major League Waivers) – Are required in order for a Major League Club to assign a Major League player optionally (i.e., with right of recall) to a Minor League Club, if required by Rule 10(e)(4). Optional assignment waiver request may be revocable or irrevocable.

Unconditional Release Waivers - Can be secured at any point during the year.

TWINS IN INTERLEAGUE PLAY - 1997

DATE	OPPONENT	W/L	SCORE	WINNER	LOSER	RECORD	ALL-TIME
6/13	at Houston	W	8- 1	Radke	Wall	1- 0	1- 0
6/14	at Houston	W	6- 1	Robertson	Kile	2- 0	2- 0
6/15	at Houston	L	2- 3	Wagner	Guardado	2- 1	2- 1
6/16	Pittsburgh	L	6- 8	Schmidt	Aldred	2- 2	2- 2
6/17	Pittsburgh	W	13- 1	Hawkins	Loaiza	3- 2	3- 2
6/18	Pittsburgh	W	8- 2	Radke	Cordova	4- 2	4- 2
6/30	at St. Louis	L	1- 2	Morris	Robertson	4- 3	4- 3
7/ 1	at St. Louis	L	0- 2	Stottlemire	Hawkins	4- 4	4- 4
7/ 2	at St. Louis	L	1- 2	Petkovsek	Guardado	4- 5	4- 5
8/29	Cincinnati	L	3- 5	Tomko	Rodriguez	4- 6	4- 6
8/30	Cincinnati	W	4- 1	Hawkins	Morgan	5- 6	5- 6
8/31	Cincinnati	W	8- 6	Radke	White	6- 6	6- 6
9/ 1	at Chicago	W	7- 6	Trombley	Stevens	7- 6	7- 6
9/ 2	at Chicago	L	3- 9	Clark	Tewksbury	7- 7	7- 7
9/ 3	at Chicago	L	6-10	Gonzalez	Rodriguez	7- 8	7- 8

TWINS IN INTERLEAGUE PLAY - 1998

DATE	OPPONENT	W/L	SCORE	WINNER	LOSER	RECORD	ALL-TIME
6/ 5	at Pittsburgh	L	1- 6	Silva	Morgan	0- 1	7- 9
6/ 6	at Pittsburgh	L	3- 4	Loaiza	Aguilera	0- 2	7-10
6/ 7	at Pittsburgh	W	3- 2	Serafini	Schmidt	1- 2	8-10
6/ 8	Chicago	L	1- 8	Clark	Hawkins	1- 3	8-11
6/ 9	Chicago	W	8- 0	Radke	Wood	2- 3	9-11
6/10	Chicago	W	5- 1	Morgan	Trachsel	3- 3	10-11
6/22	at Houston	W	5- 3	Milton	Lima	4- 3	11-11
6/23	at Houston	L	0- 9	Reynolds	Tewksbury	4- 4	11-12
6/24	Milwaukee	L	1- 3	Woodard	Hawkins	4- 5	11-13
6/25	Milwaukee	L	2- 9	Eldred	Radke	4- 6	11-14
6/26	St. Louis	W	5- 1	Swindell	Acevedo	5- 6	12-14
6/27	St. Louis	L	2- 7	Stottlemire	Milton	5- 7	12-15
6/28	St. Louis	W	3- 2	Carrasco	Bottenfield	6- 7	13-15
6/30	at Cincinnati	L	3- 6	Tomko	Hawkins	6- 8	13-16
7/ 1	at Cincinnati	W	2- 1	Radke	Sullivan	7- 8	14-16
7/ 2	at Cincinnati	L	7- 8	Shaw	Aguilera	7- 9	14-17

TWINS IN INTERLEAGUE PLAY - 1999

DATE	OPPONENT	W/L	SCORE	WINNER	LOSER	RECORD	ALL-TIME
6/ 4	Houston	L	6- 7	Hampton	Trombley	0- 1	14-18
6/ 5	Houston	L	5- 6	Elarton	Mays	0- 2	14-19
6/ 6	Houston	W	13- 6	Sampson	Bergman	1- 2	15-19
6/ 7	Cincinnati	W	8- 6	Lincoln	Avery	2- 2	16-19
6/ 8	Cincinnati	W	5- 2	Radke	Villone	3- 2	17-19
6/ 9	Cincinnati	L	1- 3	Tomko	Milton	3- 3	17-20
6/11	at Milwaukee	W	9- 7	Wells	Weathers	4- 3	18-20
6/12	at Milwaukee	W	8- 6	Sampson	Eldred	5- 3	19-20
7/ 9	Pittsburgh	W	5- 4	Radke	Silva	6- 3	20-20
7/10	Pittsburgh	W	5- 4	Guardado	Williams	7- 3	21-20
7/11	Pittsburgh	L	2-10	Ritchie	Mays	7- 4	21-21
7/15	at Chicago	L	3- 9	Sanders	Radke	7- 5	21-22
7/16	at Chicago	L	10-11	Adams	Trombley	7- 6	21-23
7/17	at Chicago	W	8- 0	Mays	Mulholland	8- 6	22-23
7/18	at St. Louis	W	5- 2	Hawkins	Oliver	9- 6	23-23
7/19	at St. Louis	L	4- 8	Mercker	Lincoln	9- 7	23-24
7/20	at St. Louis	W	4- 2	Radke	Luebbers	10- 7	24-24

TWINS IN INTERLEAGUE PLAY - 2000

DATE	OPPONENT	W/L	SCORE	WINNER	LOSER	RECORD	ALL-TIME
6/ 2	at Cincinnati	L	3- 4	Bell	Mays	0- 1	24-25
6/ 3	at Cincinnati	L	3- 9	Neagle	Bergman	0- 2	24-26
6/ 4	at Cincinnati	L	2- 3	Graves	Hawkins	0- 3	24-27
6/ 5	at Houston	L	2- 8	Elarton	Radke	0- 4	24-28
6/ 6	at Houston	W	3- 1	Santana	Lima	1- 4	25-28
6/ 7	at Houston	W	2- 0	Mays	Reynolds	2- 4	26-28
6/ 9	Milwaukee	W	9- 6	Bergman	Wright	3- 4	27-28
6/10	Milwaukee	L	3- 5	Haynes	Redman	3- 5	27-29
6/11	Milwaukee	L	3- 5	Snyder	Radke	3- 6	27-30
7/ 7	at Pittsburgh	L	6- 8	Christiansen	Wells	3- 7	27-31
7/ 8	at Pittsburgh	L	1- 4	Benson	Milton	3- 8	27-32
7/ 9	at Pittsburgh	W	3- 2	Redman	Silva	4- 8	28-32
7/13	Chicago	W	5- 1	Radke	Valdes	5- 8	29-32
7/14	Chicago	L	2- 6	Lieber	Milton	5- 9	29-33
7/15	Chicago	L	4- 8	Tapani	Mays	5-10	29-34
7/16	St. Louis	W	5- 2	Redman	Ankiel	6-10	30-34
7/17	St. Louis	L	3- 8	Hentgen	Lincoln	6-11	30-35
7/18	St. Louis	W	3- 2	Radke	Benes, An	7-11	31-35

TWINS IN INTERLEAGUE PLAY - 2001

DATE	OPPONENT	W/L	SCORE	WINNER	LOSER	RECORD	ALL-TIME
6/ 8	Pittsburgh	W	8- 6	Carrasco	Olivares	1- 0	32-35
6/ 9	Pittsburgh	W	3- 2	Mays	Anderson	2- 0	33-35
6/10	Pittsburgh	L	8-11	Sauerbeck	Miller	2- 1	33-36
6/12	Houston	W	7- 0	Radke	Elarton	3- 1	34-36
6/13	Houston	W	3- 1	Milton	Reynolds	4- 1	35-36
6/14	Houston	L	3- 8	Oswalt	Mays	4- 2	36-37
6/15	at Chicago	L	3- 5	Tavarez	Romero	4- 3	36-38
6/16	at Chicago	L	4-11	Lieber	Thomas	4- 4	36-39
6/17	at Chicago	L	4- 5	Wood	Radke	4- 5	36-40
7/ 6	Cincinnati	W	5- 4	Guardado	Nighting	5- 5	36-40
7/ 7	Cincinnati	W	7- 6	Wells	Brower	6- 5	37-40
7/ 8	Cincinnati	W	7- 1	Radke	Dessens	7- 5	38-40
7/12	at Milwaukee	W	13- 5	Lohse	Haynes	8- 5	39-40
7/13	at Milwaukee	L	3- 6	Levrault	Radke	8- 6	39-41
7/14	at Milwaukee	W	5- 3	Wells	Weathers	9- 6	40-41
7/15	at St. Louis	L	1- 5	Hermanson	Mays	9- 7	40-42
7/16	at St. Louis	L	3- 4	Kline	Miller	9- 8	40-43
7/17	at St. Louis	L	2- 4	Kile	Lohse	9- 9	40-44

TWINS IN INTERLEAGUE PLAY - 2002

DATE	OPPONENT	W/L	SCORE	WINNER	LOSER	RECORD	ALL-TIME
6/ 7	Florida	W	12- 7	Santana	Dempster	1- 0	41-44
6/ 8	Florida	W	5- 3	Kinney	Olsen	2- 0	42-44
6/ 9	Florida	L	3- 6	Tavarez	Reed	2- 1	42-45
6/10	Atlanta	W	6- 5	Fiore	Ligtenberg	3- 1	43-45
6/11	Atlanta	L	0-11	Glavine	Lohse	3- 2	43-46
6/12	Atlanta	L	2- 3	Moss	Santana	3- 3	43-47
6/14	at Milwaukee	L	5- 7	King	Jackson	3- 4	43-48
6/15	at Milwaukee	W	5- 2	Milton	Wright	4- 4	44-48
6/16	at Milwaukee	W	7- 6	Fiore	Figueroa	5- 4	45-48
6/18	at New York	W	6- 1	Santana	D'Amico	6- 4	46-48
6/19	at New York	L	2- 4	Leiter	Kinney	6- 5	46-49
6/20	at New York	L	2- 3	Trachsel	Fiore	6- 6	46-50
6/21	at Philadelphia	L	0- 3	Duckworth	Lohse	6- 7	46-51
6/22	at Philadelphia	W	4- 1	Hawkins	Plesac	7- 7	47-51
6/23	at Philadelphia	W	5- 1	Fiore	Wolf	8- 7	48-51
6/28	Milwaukee	W	5- 1	Santana	Sheets	9- 7	49-51
6/29	Milwaukee	L	2-10	Cabrera	Kinney	9- 8	49-52
6/30	Milwaukee	W	4- 3	Milton	Rusch	10- 8	50-52

TWINS IN INTERLEAGUE PLAY - 2003

DATE	OPPONENT	W/L	SCORE	WINNER	LOSER	RECORD	ALL-TIME
6/ 3	at San Francisco	W	6- 4	Mays	Moss	1- 0	51-52
6/ 4	at San Francisco	L	3- 4	Worrell	Rincon	1- 1	51-53
6/ 5	at San Francisco	W	5- 2	Lohse	Fopper	2- 1	52-53
6/ 6	at San Diego	W	7- 5	Romero	Beck	3- 1	53-53
6/ 7	at San Diego	W	6- 2	Santana	Loewer	4- 1	54-53
6/ 8	at San Diego	L	4- 9	Lawrence	Hawkins	4- 2	54-54
6/10	Colorado	L	0- 5	Jennings	Radke	4- 3	54-55
6/11	Colorado	W	7- 4	Lohse	Cook	5- 3	55-55
6/12	Colorado	W	15- 3	Rogers	Oliver	6- 3	56-55
6/13	Arizona	W	3- 1	Santana	Webb	7- 3	57-55
6/14	Arizona	L	2- 9	Batista	Mays	7- 4	57-56
6/15	Arizona	L	8-12	Koplove	Hawkins	7- 5	57-57
6/20	at Milwaukee	L	2- 3	Leskanic	Rincon	7- 6	57-58
6/21	at Milwaukee	L	1- 8	Franklin	Lohse	7- 7	57-59
6/22	at Milwaukee	W	8- 3	Rogers	Kinney	8- 7	58-59
6/27	Milwaukee	L	1-13	Kinney	Lohse	8- 8	58-60
6/28	Milwaukee	W	5- 2	Rogers	Burba	9- 8	59-60
6/29	Milwaukee	W	5- 4	Hawkins	Dejean	10- 8	60-60

TWINS IN INTERLEAGUE PLAY - 2004

DATE	OPPONENT	W/L	SCORE	WINNER	LOSER	RECORD	ALL-TIME
6/ 8	New York	W	2- 1	Rincon	Stanton	1- 0	61-60
6/ 9	New York	W	5- 3	Santana	Trachsel	2- 0	62-60
6/10	New York	W	3- 2	Balfour	Bottalico	3- 0	63-60
6/11	Philadelphia	L	6-11	Worrell	Mulholland	3- 1	63-61
6/12	Philadelphia	W	6- 1	Silva	Millwood	4- 1	64-61
6/13	Philadelphia	L	1- 2	Cormier	Fultz	4- 2	64-62
6/15	at Montreal	W	8- 2	Santana	Day	5- 2	65-62
6/16	at Montreal	W	5- 4	Rincon	Fikac	6- 2	66-62
6/17	at Montreal	W	6- 4	Fultz	Hernandez	7- 2	67-62
6/18	at Milwaukee	L	1- 4	Sheets	Silva	7- 3	67-63
6/19	at Milwaukee	L	6- 7	Vizcaino	Mulholland	7- 4	67-64
6/20	at Milwaukee	W	4- 2	Santana	Santos	8- 4	68-64
6/25	Milwaukee	W	6- 3	Santana	Obermueller	9- 4	69-64
6/26	Milwaukee	L	2- 7	Santos	Guernier	9- 5	69-65
6/27	Milwaukee	L	3- 7	Davis	Lohse	9- 6	69-66
7/ 2	at Arizona	W	6- 5	Romero	Randolph	10- 6	70-66
7/ 3	at Arizona	W	8- 4	Mulholland	Good	11- 6	71-66
7/ 4	at Arizona	L	2- 6	Johnson	Silva	11- 7	71-67

TWINS IN INTERLEAGUE PLAY - 2005

DATE	OPPONENT	W/L	SCORE	WINNER	LOSER	RECORD	ALL-TIME
5/20	Milwaukee	W	7- 1	Silva	Glover	1- 0	72-67
5/21	Milwaukee	L	0- 6	Davis	Radke	1- 1	72-68
5/22	Milwaukee	W	6- 5	Crain	Wise	2- 1	73-68
6/ 7	at Arizona	W	9- 8	Rincon	Valverde	3- 1	74-68
6/ 8	at Arizona	W	10-0	Santana	Vargas	4- 1	75-68
6/ 9	at Arizona	L	3- 4	Vazquez	Lohse	4- 2	75-69
6/10	at Los Angeles	L	5- 6	Gagne	Mulholland	4- 3	75-70
6/11	at Los Angeles	W	5- 3	Silva	Lowe	5- 3	76-70
6/12	at Los Angeles	L	3- 4	Houlton	Radke	5- 4	76-71
6/14	San Francisco	W	4- 3	Crain	Fassero	6- 4	77-71
6/15	San Francisco	L	4- 8	Lowry	Lohse	6- 5	77-72
6/16	San Francisco	L	7-14	Christiansen	Nathan	6- 6	77-73
6/17	San Diego	W	5- 4	Rincon	Reyes	7- 6	78-73
6/18	San Diego	L	2- 7	Lawrence	Radke	7- 7	78-74
6/19	San Diego	L	1- 5	May	Santana	7- 8	78-75
6/24	at Milwaukee	L	1- 3	Capuano	Radke	7- 9	78-76
6/25	at Milwaukee	L	6- 7	Wise	Santana	7-10	78-77
6/26	at Milwaukee	W	5- 2	Lohse	Santos	8-10	79-77

TWINS IN INTERLEAGUE PLAY - 2006

DATE	OPPONENT	W/L	SCORE	WINNER	LOSER	RECORD	ALL-TIME
5/19	at Milwaukee	W	7- 1	Liriano	Davis	1- 0	80-77
5/20	at Milwaukee	W	16-10	Baker	Hendrickson	2- 0	81-77
5/21	at Milwaukee	L	3- 5	Capuano	Crain	2- 1	81-78
6/16	at Pittsburgh	W	4- 2	Liriano	Snell	3- 1	82-78
6/17	at Pittsburgh	W	5- 3	Crain	Marte	4- 1	83-78
6/18	at Pittsburgh	W	8- 2	Santana	Perez	5- 1	84-78
6/20	at Houston	W	6- 5	Nathan	Miller	6- 1	85-78
6/21	at Houston	L	3- 5	Wheeler	Lohse	6- 2	85-79
6/22	at Houston	W	4- 2	Liriano	Clemens	7- 2	86-79
6/23	Chicago	W	7- 2	Santana	Marmol	8- 2	87-79
6/24	Chicago	W	3- 0	Bonser	Prior	9- 2	88-79
6/25	Chicago	W	8- 1	Radke	Marshall	10- 2	89-79
6/26	Los Angeles	W	8- 2	Silva	Billingsley	11- 2	90-79
6/27	Los Angeles	W	9- 2	Liriano	Lowe	12- 2	91-79
6/28	Los Angeles	W	6- 3	Santana	Perez	13- 2	92-79
6/30	Milwaukee	W	8- 2	Radke	Villanueva	14- 2	93-79
7/ 1	Milwaukee	W	10-7	Rincon	Turnbow	15- 2	94-79
7/ 2	Milwaukee	W	8- 0	Liriano	Jackson	16- 2	95-79

TWINS IN INTERLEAGUE PLAY - 2007

DATE	OPPONENT	W/L	SCORE	WINNER	LOSER	RECORD	ALL-TIME
5/18	at Milwaukee	W	8- 1	Bonser	Capuano	1- 0	96-79
5/19	at Milwaukee	W	5- 2	Baker	Busch	2- 0	97-79
5/20	at Milwaukee	L	5- 6	Wise	Reyes	2- 1	97-80
6/ 8	Washington	L	5- 8	Simontacchi	Silva	2- 2	97-81
6/ 9	Washington	L	1- 3	Speigner	Santana	2- 3	97-82
6/10	Washington	W	6- 3	Bonser	Bacsik	3- 3	98-82
6/12	Atlanta	W	7- 3	Slowey	Davies	4- 3	99-82
6/13	Atlanta	W	6- 0	Silva	James	5- 3	100-82
6/14	Atlanta	W	3- 2	Reyes	Wickman	6- 3	101-82
6/15	Milwaukee	L	3-11	Vargas	Baker	6- 4	101-83
6/16	Milwaukee	L	2- 5	Bush	Bonser	6- 5	101-84
6/17	Milwaukee	W	10- 9	Nathan	Spurling	7- 5	102-84
6/18	at New York	L	1- 8	Maine	Silva	7- 6	102-85
6/19	at New York	W	9- 0	Santana	Sosa	8- 6	103-85
6/20	at New York	W	6- 2	Baker	Perez	9- 6	104-85
6/22	at Florida	L	4- 5	Benitez	Rincon	9- 7	104-86
6/23	at Florida	W	11- 1	Silva	Johnson	10- 7	105-86
6/24	at Florida	W	7- 4	Santana	Kim	11- 7	106-86

TWINS IN INTERLEAGUE PLAY - 2008

DATE	OPPONENT	W/L	SCORE	WINNER	LOSER	RECORD	ALL-TIME
5/16	at Colorado	W	4- 2	Blackburn	Jimenez	1- 0	107-86
5/17	at Colorado	L	2- 3	Herges	Hernandez	1- 1	107-87
5/18	at Colorado	L	2- 6	Francis	Slowey	1- 2	107-88
6/13	at Milwaukee	W	10- 2	Slowey	Bush	2- 2	108-88
6/14	at Milwaukee	W	9- 4	Bass	Tavarez	3- 2	109-88
6/15	at Milwaukee	L	2- 4	McClung	Baker	3- 3	109-89
6/17	Washington	W	2- 1	Hernandez	Lannan	4- 3	110-89
6/18	Washington	W	11- 2	Slowey	Bergmann	5- 3	111-89
6/19	Washington	W	9- 3	Perkins	Hill	6- 3	112-89
6/20	Arizona	W	7- 2	Baker	Johnson	7- 3	113-89
6/21	Arizona	W	6- 1	Blackburn	Owings	8- 3	114-89
6/22	Arizona	W	5- 3	Hernandez	Webb	9- 3	115-89
6/24	at San Diego	W	3- 1	Reyes	Hoffman	10- 3	116-89
6/25	at San Diego	W	9- 3	Perkins	Maddux	11- 3	117-89
6/26	at San Diego	W	4- 3	Baker	Banks	12- 3	118-89
6/27	Milwaukee	W	7- 6	Guerrier	Mota	13- 3	119-89
6/28	Milwaukee	L	1- 5	Parra	Hernandez	13- 4	119-90
6/29	Milwaukee	W	5- 0	Slowey	Sheets	14- 4	120-90

TWINS IN INTERLEAGUE PLAY - 2009

DATE	OPPONENT	W/L	SCORE	WINNER	LOSER	RECORD	ALL-TIME
5/22	Milwaukee	W	11- 3	Slowey	Parra	1- 0	121-90
5/23	Milwaukee	W	6- 2	Swarzak	Looper	2- 0	122-90
5/24	Milwaukee	W	6- 3	Baker	Bush	3- 0	123-90
6/12	at Chicago	W	7- 4	Slowey	Wells	4- 0	124-90
6/13	at Chicago	W	2- 0	Swarzak	Harden	5- 0	125-90
6/14	at Chicago	L	2- 3	Marmol	Crain	5- 1	125-91
6/16	Pittsburgh	W	8- 2	Perkins	Maholm	6- 1	126-91
6/17	Pittsburgh	L	2- 8	Snell	Liriano	6- 2	126-92
6/18	Pittsburgh	W	5- 1	Blackburn	Duke	7- 2	127-92
6/19	Houston	W	5- 2	Slowey	Oswalt	8- 2	128-92
6/20	Houston	L	5- 6	Moehler	Henn	8- 3	128-93
6/21	Houston	L	1- 4	Rodriguez	Perkins	8- 4	128-94
6/23	at Milwaukee	W	7- 3	Liriano	Suppan	9- 4	129-94
6/24	at Milwaukee	L	3- 4	Coffey	Blackburn	9- 5	129-95
6/25	at Milwaukee	W	6- 4	Baker	Burns	10- 5	130-95
6/26	at St. Louis	W	3- 1	Perkins	Wainwright	11- 5	131-95
6/27	at St. Louis	L	3- 5	Kinney	Slowey	11- 6	131-96
6/28	at St. Louis	W	6- 2	Liriano	Pineiro	12- 6	132-96

TWINS IN INTERLEAGUE PLAY - 2010

DATE	OPPONENT	W/L	SCORE	WINNER	LOSER	RECORD	ALL-TIME
5/21	Milwaukee	W	15- 3	Blackburn	Bush	1- 0	133- 96
5/22	Milwaukee	W	8- 7	Crain	Parra	2- 0	134- 96
5/23	Milwaukee	L	3- 4	Parra	Pavano	2- 1	134- 97
6/11	Atlanta	W	2- 1	Liriano	Hudson	3- 1	135- 97
6/12	Atlanta	L	2- 3	Venters	Guerrier	3- 2	135- 98
6/13	Atlanta	L	3- 7	Medien	Slowey	3- 3	135- 99
6/15	Colorado	W	9- 3	Pavano	Cook	4- 3	136- 99
6/16	Colorado	W	2- 1	Baker	Chacin	5- 3	137- 99
6/17	Colorado	L	1- 5	Jimenez	Liriano	5- 4	137-100
6/18	at Philadelphia	L	5- 9	Blanton	Blackburn	5- 5	137-101
6/19	at Philadelphia	W	13-10	Rauch	Baez	6- 5	138-101
6/20	at Philadelphia	W	4- 1	Pavano	Halladay	7- 5	139-101
6/22	at Milwaukee	L	5- 7	Narveson	Baker	7- 6	139-102
6/23	at Milwaukee	L	3- 5	Parra	Liriano	7- 7	139-103
6/24	at Milwaukee	L	0- 5	Gallardo	Blackburn	7- 8	139-104
6/25	at New York	L	2- 5	Pelfrey	Slowey	7- 9	139-105
6/26	at New York	W	6- 0	Pavano	Santana	8- 9	140-105
6/27	at New York	L	0- 6	Niese	Baker	8-10	140-106

TWINS' HIGH-LOWS IN INTERLEAGUE PLAY THROUGH 2010

PITCHERS HITTING

YEAR	AVG	AB	R	H	2B	3B	HR	RBI	SH	SF	BB	SO
1997	.111	18	0	2	0	0	0	1	1	0	0	6
1998	.313	16	1	5	0	0	0	1	0	0	0	9
1999	.056	18	0	1	0	0	0	0	0	0	3	8
2000	.176	17	1	3	2	0	0	0	2	0	0	9
2001	.353	17	2	6	2	0	0	1	1	0	0	4
2002	.227	22	0	5	0	0	0	1	1	0	1	6
2003	.200	20	1	4	0	0	0	0	5	0	2	7
2004	.143	21	0	3	0	0	0	2	2	0	0	8
2005	.091	22	1	2	0	0	0	0	2	0	0	5
2006	.105	19	1	2	0	0	0	1	3	0	1	10
2007	.080	25	2	2	1	1	0	1	5	0	1	5
2008	.316	19	2	6	1	0	0	3	5	0	0	5
2009	.000	21	0	0	0	0	0	0	5	0	1	10
2010	.176	17	0	3	0	0	0	0	5	0	0	9
TOTALS	.162	272	11	44	6	1	0	11	37	0	9	101

TEAM RECORDS

Last Minnesota Sweep.....	3-0, 5/22-24/09 vs. Mil.
Last Sweep of Minnesota.....	0-3, 6/22-24/10 at Mil.
Largest Margin, Victory.....	12 runs, 3x, 5/21/10 vs. Mil. (15-3)
Largest Margin, Defeat.....	12 runs, 6/27/03 vs. Mil. (1-13)
Most Runs Scored.....	16, 5/20/06 at Mil.
Most Runs Allowed.....	14, 6/16/05 vs. S.F.
Twins' Home Record.....	76-46
Twins' Road Record.....	64-60

INDIVIDUAL HIGHS

PITCHING

WINS, Career.....	16, Santana
Season.....	5, Liriano, '06
LOSSES, Career.....	11, Radke
Season.....	4, Radke ('05)
SAVES, Career.....	27, Nathan
Season.....	6, 4x, last Nathan ('09)
STRIKEOUTS, Career.....	191, Santana
Season.....	43, Liriano ('06)


HITTING

AVERAGE (min. 300 PA), Career.....	.319, Mauer
Season.....	.492, Mauer ('06)
HITS, Career.....	144, Hunter
Season.....	30, Mauer ('06)
HR, Career.....	29, Hunter
Season.....	7, Hunter ('05)
RBI, Career.....	97, Hunter
Season.....	20, Cuddyer/Morneau ('06)

UMPIRE INTERVIEW POLICY

Major League umpires shall cooperate with the news media concerning controversial plays, protested games and unusual incidents, ejections, etc. Any unusual plays should be explained to the press box, usually between innings. Umpires are available for post-game interviews relative to unusual or controversial happenings. The senior umpire is in charge of such interviews and will act as a spokesman for the 'crew'.

HISTORY AND RECORDS



TWINS' ANNUAL TEAM BATTING

YEAR	AVG	G	AB	R	H	2B	3B	HR	RBI	SH	SF	HP	BB	SO	SB	GDP
1961	.250	161	5417	707	1353	215	40	167	665	67	42	33	597	840	47	141
1962	.260	*163	5561	798	1445	215	39	185	758	71	50	31	649	823	33	129
1963	*.255	161	5531	+767	*1408	223	35	+225	+722	84	30	41	547	912	32	116
1964	.252	163	5610	*737	1413	227	46	+221	*707	74	37	44	553	1019	46	120
1965	*.254	*162	5488	*774	*1396	*257	42	150	*711	77	+59	35	554	969	92	93
1966	.249	162	5390	663	1341	219	33	144	611	49	44	39	513	844	67	*138
1967	.240	+164	5458	671	1309	*216	48	131	619	66	34	46	512	976	55	114
1968	.237	162	5373	562	1274	207	*41	105	522	69	38	49	445	966	98	106
1969	*.268	162	+5677	*790	*1520	+246	32	163	*733	65	40	43	599	906	115	114
1970	*.262	162	5483	744	1438	230	*41	153	694	79	38	42	501	905	57	132
1971	.260	160	*5414	654	1406	197	31	116	618	64	57	25	512	846	66	+129
1972	.244	154	*5234	537	1277	182	31	93	506	73	28	35	478	905	53	159
1973	+0.270	+162	*5625	738	+1521	*240	44	120	688	34	40	34	598	954	87	+150
1974	.272	+163	*5632	673	*1530	190	37	111	632	64	40	46	520	791	74	+159
1975	.271	159	5514	724	1497	215	28	121	669	62	46	40	563	746	81	127
1976	*.274	+162	*5574	*743	*1526	222	51	81	691	*93	49	41	550	714	146	121
1977	+0.282	161	*5639	+867	+1588	273	60	123	804	81	56	43	663	754	105	115
1978	.267	162	5522	666	1472	259	47	82	621	*109	55	33	604	684	99	139
1979	.278	*162	5544	764	1544	256	46	112	714	+142	53	31	526	693	66	116
1980	.265	161	5530	670	1468	252	46	99	634	92	51	21	436	703	62	151
1981	.240	*110	3676	378	884	147	*36	47	359	36	27	11	275	497	34	95
1982	.257	162	5544	657	1427	234	44	148	624	22	51	24	474	807	38	149
1983	.261	162	5601	709	1463	280	41	141	671	29	45	29	467	802	44	150
1984	.265	162	5562	673	1473	259	33	114	636	26	58	24	437	735	39	138
1985	.264	162	5509	705	1453	282	41	141	678	39	47	31	502	779	68	117
1986	.261	162	5531	741	1446	257	39	196	700	44	38	37	501	977	81	123
1987	.261	+162	5441	786	1422	258	35	196	733	47	39	38	523	898	113	128
1988	.274	*162	5510	759	1508	294	31	151	710	37	50	55	528	832	107	130
1989	.276	162	5581	740	1542	278	35	117	691	51	58	39	478	743	111	126
1990	.265	+162	5499	666	1458	281	39	100	625	40	49	+53	445	749	96	148
1991	+0.280	162	5556	776	+1557	270	42	140	733	44	49	40	526	747	107	157
1992	+0.277	162	5582	747	+1544	275	27	104	701	46	59	+53	527	834	123	130
1993	.264	162	5601	693	1480	261	27	121	642	27	37	51	493	850	83	+150
1994	.276	113	3952	594	1092	239	23	103	556	22	34	*41	359	635	94	93
1995	.279	144	5005	703	1398	270	34	120	662	18	36	58	471	916	105	152
1996	.288	162	5673	877	1633	332	+47	118	812	20	63	65	576	958	143	172
1997	.270	162	5634	772	1522	305	40	132	730	20	56	60	495	1121	151	117
1998	.266	162	5641	734	1499	285	32	115	691	18	52	45	506	915	112	+155
1999	.264	161	5495	686	1450	285	30	105	643	24	56	49	500	978	118	151
2000	.270	162	5615	748	1516	325	*49	116	711	24	51	35	556	1021	90	143
2001	.272	162	5560	771	1514	328	38	164	717	25	38	64	495	1083	146	124
2002	.272	161	5582	768	1518	+348	36	167	731	34	52	56	472	1089	79	121
2003	.277	162	5655	801	1567	318	*45	155	755	42	52	63	512	1027	94	139
2004	.266	162	5623	780	1494	310	24	191	735	46	40	64	513	982	116	130
2005	.259	162	5564	688	1441	269	32	134	644	42	42	59	485	978	102	+155
2006	+0.287	162	5602	#801	1608	275	34	143	754	31	55	50	490	872	101	163
2007	.264	162	5522	718	1460	273	36	118	671	34	45	48	512	839	112	149
2008	.279	#163	5641	829	1572	298	49	111	791	52	72	36	529	979	102	142
2009	.274	#163	5608	817	1539	271	40	172	770	51	57	45	585	1021	85	147
2010	.273	162	5568	781	1521	318	*41	142	749	38	53	39	559	967	68	159
Totals	.266	7,969	273,349	36,147	72,727	12,966	6,724	1,918	33,944	2,544	2,114	25,611	43,661	4,343	6,722	

(+ — Denotes major league-leadership; # — Denotes tie for major league-leadership; * — Denotes league-leadership.)

TWINS ALL-TIME LIST

Twins who have collected 30-plus doubles and 30-plus homers in the same season:

Tony Oliva	1964	43 2B, 32 HR
Kirby Puckett	1986	37 2B, 31 HR
Gary Gaetti	1986	34 2B, 34 HR
Gary Gaetti	1987	36 2B, 31 HR
Justin Morneau	2006	37 2B, 34 HR
Justin Morneau	2007	31 2B, 31 HR
Michael Cuddyer	2009	34 2B, 32 HR
Justin Morneau	2009	31 2B, 30 HR

TWINS' ANNUAL TEAM PITCHING

YEAR	W	L	ERA	CG	SH	SV	IP	AB	H	BAA	R	ER	HR	HB	BB	SO	WP	BK
1961	70	90	4.28	49	14	23	1432.1	5517	1415	.256	778	681	163	45	570	917	41	1
1962	91	71	3.90	*53	11	27	1462.1	5524	1400	.253	713	633	166	43	493	*949	55	3
1963	91	70	3.28	58	13	30	1446.1	5468	1322	.242	602	527	162	24	459	941	*57	3
1964	79	83	3.58	*47	4	24	1478.1	5600	1361	.243	678	588	181	31	545	1098	+73	3
1965	+102	60	3.14	32	12	45	1457.1	5444	1278	.235	600	508	+166	27	503	934	44	2
1966	89	73	3.13	+52	11	27	1438.2	5374	1246	.232	581	501	139	27	392	1016	52	1
1967	91	71	3.15	58	18	24	1461.0	5509	1336	.243	590	511	115	40	396	1089	49	3
1968	79	83	2.90	45	13	29	1428.1	5325	1221	.229	546	461	92	42	412	992	52	6
1969	97	65	3.24	41	8	*43	+1497.2	5636	1388	.246	618	539	119	38	524	906	48	1
1970	98	64	3.23	26	12	*58	1448.1	5450	1329	.244	605	520	130	37	486	940	38	4
1971	74	86	3.81	43	9	25	1416.2	5385	1384	.257	670	600	139	40	529	895	42	3
1972	77	77	2.86	37	17	34	1399.1	5164	1188	.230	535	444	105	37	444	838	26	*5
1973	81	81	3.77	48	+18	34	1451.2	5561	1443	.259	692	608	115	36	519	879	61	5
1974	82	80	3.64	43	11	+29	1455.1	5529	1436	.260	669	589	115	38	513	934	38	3
1975	76	83	4.05	57	7	22	1423.0	5375	1381	.257	736	640	137	36	617	846	50	6
1976	85	77	3.69	29	11	23	1459.0	5483	1421	.259	704	599	89	38	610	762	61	12
1977	84	77	4.36	35	4	25	1442.0	5561	1546	.278	776	698	151	37	507	737	48	5
1978	73	89	3.69	48	9	26	1459.2	5521	1468	.266	678	599	102	33	520	703	51	*14
1979	82	80	4.16	31	6	33	1444.1	5578	1590	.285	725	667	128	15	452	721	39	7
1980	77	84	3.93	35	9	30	1451.0	5529	1502	.272	724	634	120	23	468	744	32	10
1981	41	68	3.98	13	6	22	979.2	3757	1021	.272	486	433	79	17	376	500	19	*14
1982	60	+102	4.72	26	7	30	1433.0	5516	1484	.269	+819	+751	+208	12	643	812	45	12
1983	70	92	4.67	20	5	39	1437.1	5572	1559	.280	+822	+746	163	35	580	748	41	13
1984	81	81	3.85	32	9	38	1437.2	5504	1429	.260	675	615	+159	35	463	713	38	7
1985	77	85	4.48	+41	7	34	1426.1	5473	1468	.268	782	710	164	30	462	767	51	11
1986	71	91	4.77	+39	6	24	1432.2	5619	1579	.281	839	+759	+200	46	503	937	58	5
1987	85	77	4.59	16	4	39	1427.1	5514	1465	.266	806	728	210	50	564	990	62	10
1988	91	71	3.93	18	9	52	1431.2	5477	1457	.266	672	625	146	42	453	897	43	38
1989	80	82	4.24	19	8	38	1429.1	5548	1495	.269	738	674	139	38	500	851	46	13
1990	74	88	4.12	13	13	43	1435.2	5531	1509	.273	729	658	134	27	489	872	55	5
1991	*95	67	3.69	21	12	53	1449.1	5491	1402	.255	652	595	139	27	488	876	57	5
1992	90	72	3.70	16	13	50	1453.0	5472	1391	.254	653	597	121	36	479	923	52	5
1993	71	91	4.70	5	3	44	1444.1	5618	1591	.283	830	755	148	45	514	901	43	13
1994	53	60	5.68	6	4	29	1005.0	4009	1197	+299	688	+634	153	31	388	602	43	4
1995	56	+88	5.76	7	2	27	1272.2	5052	1450	.287	+889	+815	+210	36	533	790	52	4
1996	78	84	5.28	13	5	31	1439.2	5645	1561	.277	900	844	233	41	581	959	49	3
1997	68	94	5.00	10	4	30	1434.0	5641	1596	.283	861	796	187	33	495	908	66	6
1998	70	92	4.75	7	8	42	1447.2	5715	1622	.284	818	764	180	44	457	952	55	5
1999	63	*97	5.00	13	8	34	1423.1	5621	1591	.283	845	791	208	*28	487	927	57	6
2000	69	*93	5.14	6	4	35	1432.2	5696	1634	.287	880	819	212	*35	516	1042	68	4
2001	85	77	4.51	12	8	45	1441.1	5576	1494	.268	766	722	192	56	445	965	58	2
2002	94	67	4.12	8	9	47	1444.2	5578	1454	.261	712	662	184	*45	439	1026	62	3
2003	90	72	4.41	7	8	45	1462.0	5699	1526	.268	758	716	187	50	402	997	62	9
2004	92	70	*4.03	4	9	48	+1476.0	5702	1523	.267	*715	*661	167	54	*431	1123	45	1
2005	83	79	3.71	9	8	44	1464.1	5590	1458	.261	662	604	169	43	348	965	35	4
2006	96	66	3.95	1	6	40	1439.1	5586	1490	.267	683	632	182	36	+356	^1164	40	3
2007	79	83	4.15	5	8	38	1436.2	5588	1505	.269	725	663	185	51	420	1094	46	5
2008	88	75	4.16	5	10	42	1459.0	5715	1568	.274	745	675	183	31	+406	995	45	4
2009	87	76	4.50	4	7	48	1453.0	5663	1542	.272	765	726	185	58	*466	1052	43	3
2010	94	68	3.95	9	13	40	1452.2	5603	1493	.266	671	638	155	47	383	1048	41	4
Totals	3,952	4,009	4.09	1,273	441	1,788	71,159.1	273,315	72,212	.264	35,806	32,360	7,816	1,846	24,028	2,432	318	

(+ — Denotes major league-leadership; ^ — Denotes tie for league-leadership; * — Denotes league-leadership)

TWINS' LOSING STREAKS

Games

14	May 19-June 2, 1982
13	May 26-June 7, 1961
10	May 21-June 1, 1985
10	August 9-19, 1997
10	September 9-19, 1998
9	August 9-15, 1970
9	April 16-26, 1978
9	July 13-21, 1978
9	August 1-9, 1980
9	April 11-20, 1985
9	June 7-16, 1990
9	August 15-24, 1990
9	June 15-23, 1993
8	August 2-7, 1961
8	August 21-29, 1972
8	May 13-21, 1981
8	July 14-22, 1983
8	July 4-14, 1989
8	April 23-30, 1993
8	May 16-25, 1993
8	April 23-May 1, 1997
8	September 25-October 2, 1999
8	August 10-17, 2001
8	July 5-13, 2003

Opposition

Baltimore 2, New York 6, Cleveland 6
Washington 3, Cleveland 2, Detroit 4, New York 4
Boston 5, Milwaukee 5
New York 3, Toronto 2, Boston 4, Detroit 1
Anaheim 1, Oakland 3, Seattle 2, Cleveland 2, Detroit 2
Oakland 3, Washington 3, Boston 3
Seattle 2, Oakland 5, California 2
Baltimore 3, Boston 4, New York 2
Baltimore 3, Oakland 3, California 3
California 4, Seattle 3, Oakland 2
Toronto 4, Chicago 3, Kansas City 2
Cleveland 2, Toronto 3, Kansas City 3, Texas 1
Toronto 2, New York 4, Boston 3
Baltimore 2, New York 4, Boston 2
Cleveland 3, Detroit 3, Baltimore 2
Boston 2, Baltimore 3, Milwaukee 3
Milwaukee 4, New York 3, Cleveland 1
Seattle 3, California 3, Boston 2
Detroit 4, Milwaukee 2, Baltimore 2
Boston 1, New York 3, Toronto 3, Oakland 1
Oakland 2, Texas 3, Baltimore 3
Chicago 3, Detroit 3, Chicago 2
Tampa Bay 4, Cleveland 3, Tampa Bay 1
Cleveland 2, Texas 3, Anaheim 3

HISTORY & RECORDS

TWINS' ANNUAL TEAM FIELDING

YEAR	PCT	G	PO	A	E	TC	DP	TP	PB
1961	.972	161	4297	1635	174	6106	150	0	16
1962	.980	*163	4387	1781	129	6297	*173	0	13
1963	.976	161	4339	1600	144	6083	140	0	13
1964	.977	163	4435	1647	145	6227	131	0	18
1965	.973	*162	4372	1774	172	6318	158	0	16
1966	.977	162	4316	1589	139	6044	118	+1	5
1967	.978	+164	4383	1595	132	6110	123	0	14
1968	.973	162	4300	1712	170	6182	117	1	9
1969	.977	162	+4493	1856	150	+6499	177	0	18
1970	.980	162	4345	1636	123	6104	130	0	11
1971	.980	160	4250	1604	118	5972	134	0	12
1972	.974	154	4198	1730	159	6087	133	0	7
1973	.978	+162	4355	1761	139	6255	147	0	19
1974	.976	+163	4366	1771	151	6288	164	0	7
1975	.973	159	4269	1842	170	6281	147	0	9
1976	.973	+162	4377	1823	172	6372	+182	+1	11
1977	.978	161	4326	1932	143	6401	184	0	10
1978	.977	162	4379	1943	146	6468	171	0	7
1979	.979	*162	4333	+2007	134	*6474	+203	0	5
1980	.977	161	4353	*1996	148	*6497	192	0	8
1981	.978	*110	2939	1268	96	4303	103	0	3
1982	.982	162	4299	1560	108	5967	162	1	6
1983	.980	162	4312	1700	121	6133	170	+1	10
1984	.980	162	4313	1678	*120	6111	134	+1	4
1985	.980	162	4279	1732	120	6131	139	0	13
1986	.980	162	4298	1626	118	6042	168	0	12
1987	+ .984	+162	4282	1609	+98	5989	147	0	21
1988	+ .986	*162	4295	1498	+84	5877	155	+2	11
1989	.982	*162	4288	1598	107	5993	141	0	8
1990	.983	+162	4307	1705	101	6113	161	+2	11
1991	.985	162	4348	1779	95	6222	161	0	12
1992	.985	162	4359	1776	95	6230	155	0	14
1993	.984	162	4333	1755	100	6188	160	0	21
1994	.982	113	3015	1186	75	4276	99	0	5
1995	.981	144	3818	1487	100	5405	141	0	11
1996	.984	162	4319	1519	94	5932	142	0	11
1997	.983	162	4302	1694	101	6097	170	0	14
1998	.982	162	4343	1585	108	6036	135	0	11
1999	.985	161	4270	1613	92	5975	150	0	12
2000	.983	162	4298	1526	102	5926	155	0	13
2001	.982	162	4324	1542	108	5974	118	0	4
2002	+ .987	161	4334	1422	+74	5830	124	0	^5
2003	.985	162	4386	1481	87	5954	114	0	10
2004	.984	162	+4428	1658	101	6187	158	0	*6
2005	.984	162	4393	1764	102	*6259	171	0	9
2006	.986	162	4318	1647	84	6049	135	1	5
2007	.984	162	4310	1611	95	6016	151	0	6
2008	.982	163	4353	1671	108	6132	167	0	4
2009	.987	163	4359	1565	76	6000	135	0	16
2010	.987	162	4358	1710	78	6146	150	0	8
Totals	.980	7,969	213,447	83,193	5,906	302,546	7,151	11	526

(+ - Denotes major league-leadership; * - Denotes league-leadership; ^ - Denotes tied for major-league leadership)

TWINS' LONGEST HIT-LESS STREAKS

Player	At-Bats	Dates
Dean Chance, p.....	53	April 9-July 28, 1967
Butch Wynegar, c.....	39	September 4-24, 1978
Jerry Zimmerman, c.....	37	May 25-June 11, 1967
Dick Stigman, p.....	35	August 12, 1962-April 23, 1963
Charlie Manuel, of.....	35	July 20-September 28, 1969
Bobby Mitchell, of.....	33	April 25-May 11, 1982
Gene Larkin, 1b.....	33	September 16-29, 1988
Greg Gagne, ss.....	32	June 19-July 4, 1991
Bob Miller, p.....	31	May 9-September 28, 1969
Steve Lombardozi, 2b.....	31	August 24-September 25, 1988
Glenn Adams, of.....	30	April 11-25, 1978
Randy Bush, of.....	30	August 16-September 4, 1984
Greg Gagne, ss.....	30	August 30-September 12, 1987
Zoilo Versalles, ss.....	29	August 24-September 10, 1966
Marty Cordova, of.....	29	August 31-September 12, 1998
Larry Hisle, of.....	28	May 29-June 9, 1973
Roy Smalley, ss.....	28	August 26-September 6, 1977
Rich Becker, of.....	27	April 6-30, 1996
Pedro Munoz, of.....	27	July 28-August 13, 1993
Michael Ryan, of.....	27	July 17-August 13, 2005
Jim Perry, p.....	26	July 23-September 29, 1972
Marty Cordova, of.....	26	July 15-26, 1998
Dan Ford, of.....	25	August 25-September 4, 1978
Ken Landreaux, of.....	25	August 1-7, 1980
Steve Lombardozi, 2b.....	25	April 8-22, 1988
Matt Lawton, of.....	25	May 25-June 4, 1999
Torii Hunter, of.....	25	May 20-August 2, 2000

TWINS' ANNUAL ATTENDANCE

Year	HOME			ROAD		
	Attendance	Openings	Average	Attendance	Openings	Average
1961	1,256,722	75	16,756	798,856	68	11,748
1962	1,433,116	76	18,857	933,850	73	12,792
1963	*1,406,652	76	18,509	704,531	70	10,064
1964	1,207,514	79	15,285	908,892	68	13,366
1965	*1,463,258	77	19,003	1,178,475	69	17,079
1966	1,259,374	77	16,356	1,099,594	67	16,412
1967	1,483,547	76	19,520	1,325,806	71	18,673
1968	1,143,257	76	15,043	1,117,915	72	15,527
1969	1,349,328	78	17,299	1,071,961	76	14,105
1970	1,261,887	77	16,388	1,220,644	78	15,649
1971	940,858	75	12,545	1,079,903	75	14,399
1972	797,901	69	11,564	846,606	71	11,924
1973	907,499	76	11,941	1,168,020	75	15,574
1974	662,401	77	8,603	968,275	75	12,910
1975	737,156	73	10,098	892,629	71	12,572
1976	715,394	75	9,539	1,089,625	77	14,151
1977	1,162,727	77	15,100	1,416,698	75	18,889
1978	787,878	75	10,505	1,316,701	73	18,037
1979	1,070,521	75	14,274	1,471,004	78	18,859
1980	769,206	73	10,537	1,363,019	77	17,702
1981	469,090	59	7,951	844,101	49	17,227
1982	921,186	81	11,373	1,452,080	79	18,381
1983	858,939	80	10,737	1,502,733	77	19,516
1984	1,598,692	81	19,737	1,549,501	76	20,388
1985	1,651,814	81	20,393	1,604,574	75	21,394
1986	1,255,453	81	15,499	1,707,440	79	21,613
1987	2,081,976	81	25,703	1,880,273	78	24,106
1988	*3,030,672	81	37,416	1,980,570	77	25,722
1989	2,277,438	81	28,117	1,988,012	77	25,818
1990	1,751,584	80	21,895	2,003,575	78	25,687
1991	2,293,842	81	28,319	2,306,583	80	28,832
1992	2,482,428	81	30,647	2,274,513	79	28,791
1993	2,048,673	81	25,292	2,300,021	78	29,487
1994	1,398,565	59	23,704	1,695,166	54	31,392
1995	1,057,667	72	14,690	1,634,586	71	23,022
1996	1,437,352	80	17,967	2,013,348	80	25,169
1997	1,411,064	81	17,421	2,095,535	80	26,194
1998	1,165,980	81	14,395	2,161,775	81	26,689
1999	1,202,829	81	14,850	2,245,944	80	28,074
2000	1,059,715	81	13,093	2,332,786	81	28,800
2001	1,782,926	80	22,287	2,274,453	81	28,080
2002	1,924,473	81	23,759	2,144,110	80	26,801
2003	1,946,011	81	24,025	2,027,406	81	25,030
2004	1,911,418	81	23,598	2,144,301	80	26,804
2005	2,034,243	81	25,114	2,217,442	81	27,376
2006	2,285,018	81	28,210	2,267,564	81	27,995
2007	2,296,347	81	28,350	2,501,160	81	30,549
2008	2,302,431	81	28,425	2,402,520	81	29,299
2009	2,416,237	82	29,466	2,251,837	81	27,800
2010	3,223,640	81	39,798	2,215,392	81	27,351
Totals	75,393,899	3,886	19,401	81,892,305	3,776	21,714

(* — Denotes league-leadership.)

CYCLE PERFORMANCES

TWINS

Player	Date	Team	At Bats	Inn	Score	Pitchers
Rod Carew	5-20-70	at KC	5	9	10- 5	Johnson-Fitzmorris
Cesar Tovar	9-19-72	Tex	5	9	5- 3	Bosman-Lindblad
Larry Hise	6- 4-76	at Bal	5	10	8- 6	Alexander-Flanagan
Lyman Bostock	7-24-76	at Chi	4	9	17- 2	Vuckovich-Knapp-Odom
Mike Cuddage	7-27-78	Tor	4	9	6- 3	Clancy-Garvin
Gary Ward	9-18-80	at Mil	4	9	8- 9	Caldwell-Cleveland
Kirby Puckett	8- 1-86	Oak	5	9	10- 1	Young-Akerfelds
Carlos Gomez	5- 7-08	at CWS	6	9	13- 1	Buehrle-Wasserman
Jason Kubel	4-17-09	LAA	5	9	11- 9	Moseley-Rodriguez-Bulger
Michael Cuddyer	5-22-09	Mil	5	9	11- 3	Parra-DiFelice-Julio

OPPONENTS

Player	Date	Team	At Bats	Inn	Score	Pitchers
Fred Patek	7- 9-71	KC	5	9	3- 6	Perry
Fred Lynn	5-13-80	at Bos	5	9	5-10	Williams-Verhoeven-Marshall
Paul Molitor	5-15-91	Mil	5	9	2- 4	Tapani
Travis Hafner	8-14-03	Cle	5	9	3- 8	Radke-Baldwin

TWINS' HOME ATTENDANCE HIGHS

	Crowd	Opponent	Date
World Series Game	55,376	St. Louis	Oct. 25, 1987
Championship Series Game	55,990	Anaheim	Oct. 9, 2002
Division Series Game	55,960	Oakland	Oct. 5, 2002
All-Star Game	54,960	National League	July 16, 1985
Opening Day	53,067	Toronto	April 8, 1988
Single Weekday	51,863	Toronto	May 16, 1984
Single Weeknight	54,088	Detroit	October 6, 2009
Doubleheader	43,419	California	July 16, 1967
Twi-Night Doubleheader	51,017	Oakland	July 28, 1990
Saturday Morning	46,439	Chicago	Sept. 17, 1988
Saturday Afternoon	51,963	New York	Aug. 13, 1988
Saturday Night	52,293	Milwaukee	July 9, 1988
Sunday	53,106	Kansas City	Sept. 27, 1987
Holiday		New York	May 30, 1962
Morning	39,720	Baltimore	July 4, 1992
Afternoon	48,028	Kansas City	July 4, 1973
Night	45,890	Chicago	July 4, 1961
Doubleheader	23,592	Texas	July 4, 1975
Twi-Nighter	25,714		
Three-Date Series	155,509	New York	Aug. 12-14, 1988
	52,230	Fri. Night
	51,963	Sat. Afternoon
	51,316	Sun. Afternoon
Four-Date Series	191,938	Oakland	August 16-19, 1991
	50,019	Fri. Night
	52,080	Sat. Night
	44,295	Sun. Night
	45,544	Mon. Night
Smallest Paid Crowd	537	Kansas City	Sept. 20, 1965
Season, Home	3,223,640	2010
Season, Road	2,501,160	2007
Game, Road	71,245	New York	June 20, 1965

TWINS' REGULAR-SEASON HOME CROWDS OF 50,000 OR MORE

Rank	Attendance	Date	Opponent	D-N	Day	Scores
1	54,088	10-6-09	Detroit	D	Tue	6-5
2	53,106	9-27-87	Kansas City	D	Sun	8-1
3	53,067	4-8-88	Toronto	N	Fri	6-3
4	53,031	4-10-92	Texas	N	Fri	7-1
5	52,704	9-25-87	Kansas City	N	Fri	4-6
6	52,625	10-1-88	California	N	Sat	10-5
7	52,394	4-4-89	New York (AL)	N	Tue	2-4
8	52,293	7-9-88	Milwaukee	N	Sat	4-5
9	52,284	7-22-88	Baltimore	N	Fri	6-1
10	52,279	4-6-82	Seattle	N	Tue	7-11
11	52,230	8-12-88	New York (AL)	N	Fri	4-6
12	52,080	8-17-91	Oakland	N	Sat	12-4
13	52,008	6-4-88	Oakland	N	Sat	4-6
14	51,963	8-13-88	New York (AL)	D	Sat	12-2
15	51,863	5-16-84	Toronto	D	Wed	7-8
16	51,717	4-25-87	California	N	Sat	8-7
17	51,687	7-27-88	Toronto	D	Wed	1-4
18	51,617	4-6-93	Chicago (AL)	N	Tue	5-10
19	51,316	8-14-88	New York (AL)	D	Sun	6-9
20	51,285	7-8-88	Milwaukee	N	Fri	3-5
21	51,163	4-15-85	California	N	Mon	0-5
22	51,155	10-4-09	Kansas City	D	Sun	13-4
23	51,122	9-5-87	Milwaukee	N	Sat	2-1
24	51,085	6-30-91	Chicago (AL)	D	Sun	3-0
25	51,058	10-5-91	Toronto	N	Sat	3-1
26	51,043	8-1-92	Milwaukee	N	Sat	9-6
27	51,017	7-28-90	Oakland	N	Sat	1-4 & 9-4
28	51,011	9-7-96	California	N	Sat	6-3
29	50,818	4-11-92	Texas	N	Sat	8-10
30	50,525	6-29-91	Chicago (AL)	N	Sat	4-8
31	50,465	8-22-92	Toronto	N	Sat	2-4
32	50,237	8-8-87	Oakland	N	Sat	9-2
33	50,020	7-10-88	Milwaukee	D	Sun	2-3
34	50,019	8-16-91	Oakland	N	Fri	5-4

TWINS' TEAM SINGLE-GAME RECORDS

BATTING AND BASE-RUNNING

Category	Record	Opponent and Date
At-Bats	50	3 times last, Kansas City, June 19, 2003
X-Inning	78	(22 inn.) Cleveland, Aug. 31, 1993
Runs	24	(24-11) Detroit, April 24, 1996
Runs, Both Clubs	35	(24-11) Detroit, April 24, 1996
Hits	25 Cleveland, June 4, 2002
X-Inning	24	(11 inn.) Seattle, Sept. 29, 1989
Hits, Both Clubs	42 Oakland, April 27, 1980
Extra-Base Hits	12 Toronto, May 8, 1979
X-Base, Both Clubs	24 Cleveland, July 13, 1996
Total Bases	47 Washington, Aug. 29, 1963
Singles	19 Milwaukee, Sept. 9, 1980
X-Inning	20	(11 inn.) Seattle, Sept. 29, 1989
Doubles	8	two times last, Seattle, April 17, 2007
Triples	4 New York, June 2, 1964
Home runs	8 Washington, Aug. 29, 1963
HR, Both Clubs	9	Many last, Milwaukee, July 12, 2001
RBI	22	2 times last, Cleveland, June 4, 2002
RBI, Both Clubs	33 Detroit, April 24, 1996
Walks	14	3 times last, Kansas City, Aug. 5, 2006
X-Inning	18	(18 inn.) Seattle, July 19, 1969
Walks, Both Clubs	21 Kansas City, Sept. 10, 1976
X-Inning	22	2 times last (10 inn.) Baltimore, May 15, 1978
Intentional Walks	4	Many last, Detroit, May 23, 1992
X-Inning	+5	(22 inn.) Milwaukee, May 12, 1972
Int. Walks, Both Clubs	5 Boston, Aug. 28, 1984
X-Inning	#7	(22 inn.) Milwaukee, May 12, 1972
Strikeouts	18 last, Seattle, September 13, 1995
X-Inning	19	2 times last (10 inn.) Cleveland, July 3, 1968
Strikeouts, Both Clubs	27 Cleveland, Sept. 28, 2000
X-Inning	35	(20 inn.) Washington, Aug. 9, 1967
GDP	5	Many last, Pittsburgh, June 16, 2009
X-Inning	5	(22 inn.) Milwaukee, May 12, 1972
Sacrifices	5 Chicago, June 23, 1979
X-Inning	5	Many last, Texas (17 inn.), Sept. 17, 1977
Sacrifice Flies	4	3 times last, Detroit, Sept. 10, 2006
X-Inning	3	2 times last, Cleveland, July 3, 1994
Hit-by-Pitcher	4	2 times last, Kansas City, April 13, 1971
X-Inning	4	(17 inn.) Cleveland, May 7, 1995
Left-on-Base	17	2 times last, Milwaukee, Sept. 4, 1990
X-Inning	23	2 times last (22 inn.) Milwaukee, May 12, 1972
Stolen Bases	6 Seattle, Sept. 9, 1992
Opponent SB	7	2 times last, New York, May 10, 1987
X-Inning	12	(12 inn.) Oakland, Aug. 1, 1976
SB, Both Clubs	8	Many last, Kansas City, Aug. 26, 2001
X-Inning	14	(12 inn.) Oakland, Aug. 1, 1976
Largest Margin of Victory	21 (23-2) Cleveland, June 4, 2002
Largest Margin of Loss	18	(20-2) Kansas City, April 25, 1961
Runs in Shutout	16 Boston, May 25, 1990
Opp. Runs in Shutout	17 California, April 23, 1980
Runs in Inning	11	Many last (5th inn.) Boston, May 20, 1994
Opp. Runs in Inning	12 Kansas City, June 17, 2003
Cons. Scoring Innings	7	Many last, Texas, Sept. 5, 2001
Hits in Inning	10	2 times last (5th inn.) Boston, May 20, 1994
Opp. Hits in Inning	10	2 times last (4th inn.) Los Angeles (AL), July 25, 2009
Cons. Hits	8	2 times last (5th inn.) Boston, May 20, 1994
Opp. Cons. Hits	10	(2nd inn.) Toronto, Sept. 4, 1992
Most Players 2+ Hits	+9	Many last, Houston, June 6, 1999
Most Baserunners	34	2 times last, Cleveland, June 4, 2002
X-Inning	35	(18 inn.) Seattle, July 19, 1969
Batters in Inning	16	(5th inn.) Boston, May 20, 1994
X-Inning	16	(10th inn.) Oakland, June 21, 1969

(* —Denotes league record; + —Denotes tie for league record.)

Did you know?

...that only once in their 50 seasons have the Twins won three games in a row by the same score. They beat Boston on September 3, 1987, 2-1, and followed with 2-1 victories over Milwaukee the next two days, all three of which took place in the Metrodome. The Twins have twice lost three games in a row by the same score. They were 2-1 games, July 21-23, 1967, at California, and 4-3 decisions, May 2-4, 1988, the first two coming at Milwaukee and the third at Baltimore. There have been 15 other occasions when three straight Twins' games wound up with the same score, but with different winners.

TWINS' TEAM SINGLE-GAME RECORDS

Category	Record
Hits	24
X-Inning	6
Runs	23
Earned Runs	20
Home runs	7
Strikeouts	19
X-Inning	18
Walks	13
Intentional Walks	4
Hit-Batsmen	4
Wild Pitches	4
X-Inning	4
Balks	3
Pick-offs	2
Pitchers Used	7
X-Inning	9
Pitchers, Both Clubs	15
X-Inning	17
Pitchers In Inning	5

Category	Record
Assists	22
X-Inning	42
Opponent Assists	24
X-Inning	33
Assists, Both Clubs	37
X-Inning	67
Errors	7
Opponent Errors	6
X-Inning	6
Errors, Both Clubs	9
X-Inning	9
Passed Balls	2
X-Inning	3
Doubleplays	6
X-Inning	6
Opp. Doubleplays	6
X-Inning	5
DP, Both Clubs	#10
X-Inning	8
Tripleplays	#2

Category	Record
Players Used	23
X-Inning	27
Players, Both Clubs	42
X-Inning	49
Pinch-Hitters Used	8
X-Inning	7
Most Innings Played	22
Longest Game	4:05
X-Inning	6:36
Shortest Game	1:33
5-Inning	1:03
Longest 1-0 Game	15 inn.
Warmest Home Start	97
Warmest, Road	109
Coldest Home Start	32
Coldest, Road	34

(* — Denotes tie for league record; # — Denotes major league record)

PITCHING

	Opponent and Date
(17 inn.)	Seattle, June 11, 1996
(23-6)	Cleveland, May 7, 1995
	Kansas City, April 6, 1974
	Kansas City, April 6, 1974
	Texas, September 13, 1986
(13 inn.)	Texas, August 19, 2007
2 times	Cleveland, June 2, 2005
2 times	last, Boston, May 2, 1971
2 times	last, Seattle, Aug. 16, 1981
	Cleveland, April 22, 1988
Many	last, Kansas City, April 20, 2007
(13 inn.)	Chicago, July 25, 1964
2 times	last, New York, April 19, 1988
Many	last, Seattle, August 28, 2002
Many	last, Kansas City, September 27, 2010
3 times	last, Detroit, September 25, 2010
	Detroit, October 1, 2000
2 times	last, Cleveland, May 7, 1995
(8th)	Toronto, May 28, 1986

FIELDING

	Opponent and Date
(22 inn.)	Milwaukee, Aug. 7, 1990
	Cleveland, Aug. 31, 1993
(22 inn.)	Boston, July 4, 1990
	Milwaukee, May 12, 1972
(22 inn.)	Detroit, June 11, 1980
	Cleveland, Aug. 31, 1993
2 times	Chicago, May 7, 1965
(13 inn.)	last, Cleveland, Sept. 28, 1984
	Los Angeles, April 16, 1963
(13 inn.)	Cleveland, Sept. 3, 1972
2 times	Los Angeles, April 16, 1963
(11 inn.)	last, Cleveland, Aug. 5, 2009
	Baltimore, Aug. 1, 1962
(10 inn.)	Boston, July 18, 1990
2 times	Toronto, Aug. 29, 1977
	Texas, Aug. 2, 2006
(12 Inn.)	last (12 inn.), Toronto, Aug. 25, 1984
	Boston, July 18, 1990
	Toronto, Aug. 25, 1984
	Boston, July 17, 1990

MISCELLANEOUS

	Opponent and Date
(12 inn.)	Kansas City, Oct. 4, 1987
	Kansas City, Sept. 29, 1970
(12 inn.)	Chicago, Sept. 21, 1983
	Kansas City, Sept. 29, 1970
(22 inn.)	Seattle, Sept. 13, 1996
2 times	Milwaukee, May 12, 1972
	Milwaukee, May 12, 1972
	Cleveland, Aug. 31, 1993
(17 inn.)	Toronto, July 25, 1987
	Cleveland, May 7, 1995
	Toronto, Sept. 28, 1982
	Boston, Aug. 6, 1967
2 times	Kansas City, May 23, 1981
	last, Detroit, July 8, 1974
	Texas, June 27, 1980
	New York, May 2, 1967
	Boston, April 9, 1996

Did you know?

... that in 1976 Twin pitcher Bill Campbell went 17-5 with a 3.00 ERA and 20 saves in 78 relief appearances for the Twins. He became the second player in major league history to win and save at least 15 games in a season since saves became an official statistic in 1969 (Dodger's Mike Marshall won 15 and saved 21 in 1974). Campbell's 17 victories ties the American League record for wins in relief. In 1977, Twins reliever Tom Johnson became the third player in Major League history to win and save at least 15 games. He finished the season 16-7 with a 3.12 ERA and 15 saves in 71 relief appearances.

TWINS' INDIVIDUAL SEASON RECORDS

BATTING AND BASE-RUNNING

Average388, Carew, 1977
Games+164, Tovar, 1967
Plate App.744, Puckett, 1985
At-Bats691, Puckett, 1985
Runs140, Knoblauch, 1996
Hits239, Carew, 1977
Extra-Base Hits84, Oliva, 1964
Total Bases374, Oliva, 1964
Slugging Pct.606, Killebrew, 1961
Pinch-Hit Avg. (20+ AB)444, Leius, 1991
Pinch Hits19, Hale, 1996
Bunt Hits30, Gomez, 2008
Infield Hits50, Gomez, 2008
Singles180, Carew, 1974
Doubles47, Morneau, 2008
Triples20, Guzman, 2000
HR, RH49, Killebrew, 1964, '69
HR, LH34, Hrbek, 1987 and Morneau, 2006
HR, 1st Year33, Hall, 1963
HR, Home29, Killebrew, 1961
HR, Road28, Killebrew, 1962
Grand-Slams3, Allison, 1961 Carew, 1976 Hrbek, 1985 Puckett, 1992 Hunter, 2007
Cons. Games with HR5, Killebrew, 1970 (twice) Cordova, 1995

RBI140, Killebrew, 1969
Walks145, Killebrew, 1969
Hit-by-Pitch19, Knoblauch, 1996
Strikeouts145, Darwin, 1972
Fewest SO16 (385 ab), Harper, 1989
GDP28, Killebrew, 1970
Fewest GDP2 (613 ab), Tovar, 1968
Sacrifice Hits25, Wilfong, 1979
Sacrifice Flies13, Gaetti, 1982 Brunansky, 1985
Cons. Games Played319, Morneau, 2007-09
Cons. Game Hit-Streak31, Landreaux, 1980
Consecutive Hits9, Oliva, 1967 Hatcher, 1985 Walker, 1998
On-Base Streak11, Carew, 1967 Knoblauch, 1996 Walker, 1998
Multi-Hit Games74, Puckett, 1989
4-Hit Games8, Carew, 1977 Puckett, 1988
Cons. Hitless AB53, Chance, 1967
Stolen Bases62, Knoblauch, 1997
Caught Stealing22, Carew, 1976
SB Pct.909 (20-22), Ford, 2004

PITCHING

ERA2.45 (202.1 ip), Anderson, 1988
Win Pct.800 (12-3), Santana, 2003 and Liriano, 2006
Wins25, Kaat, 1966
Relief Wins17, Campbell, 1976
Losses20, Ramos, 1961
Decisions38, Kaat, 1966
Saves47, Nathan, 2009
Games+90, Marshall, 1979
Games Started42, Kaat, 1965
Complete Games25, Blyleven, 1973
Consecutive CG8, Pascual, 1964
Relief App.*89, Marshall, 1979
Games Finished84, Marshall, 1979
Innings Pitched325.0, Blyleven, 1973
Hits296, Blyleven, 1973
Runs141, Viola, 1983
Earned Runs129, Hawkins, 1999
Home Runs#50, Blyleven, 1986
Strikeouts265, Santana, 2004
Walks127, Hughes, 1975
Int. Walks16, Perranoski, 1969
Hit-Batsmen18, Kaat, 1962

Wild Pitches15, Goltz, 1976 Smithson, 1986 Morris, 1991 Santana, 2002
Balks5, R. Erickson, 1981 Straker, 1987 Berenguer, 1988 Banks, 1993
Pick-offs14, Koosman, 1979
Shutouts9, Blyleven, 1973
Shutouts Lost5, Stigman, 1964 Decker, 1974 Viola, 1983
Cons. Shutout IP36.0, Romero, 2004
1-0 Games Won3, Blyleven, 1971
1-0 Games Lost2, Many Players
Cons. Wins13, Santana, 2004
Cons. Losses16, Felton, 1980-82 One-Season.....13, Felton, 1982

FIELDING

Pos.	Player:	Year	G	PO	A	E	Pct.
P	Jim Perry	1971	40	17	44	0	1.000
C	Joe Mauer	2007	91	598	35	1	.998
1B	Kent Hrbek	1990	120	1057	81	3	.997
2B	Rob Wilfong	1980	120	238	337	3	.995
3B	Gary Gaetti	1988	115	105	189	7	.977
SS	Leo Cardenas	1971	153	266	445	11	.985
OF	Bobby Mitchell	1982	121	350	8	1	.997
TEAM		2009	163	4359	1565	76	.987

(# — Denotes major league record; + — Denotes league record;
* — Denotes tie for league record)

Did you know?

...that the Twins will travel 30,675 total air miles on 39 flights in 2011. Their longest flight will take place on Thursday, June 23, when they fly 1,845 air miles from San Francisco to Milwaukee. The Twins have 12 road trips during the course of the 2011 season: two one-city trips, six two-city trips and four three-city trips. The Seattle Mariners will fly the most air miles in 2011 (52,852), while the Kansas City Royals will fly the least (28,106).

TWINS' TEAM SEASON RECORDS

MISCELLANEOUS

Highest Win Pct. (102-60)	630 in 1965	Most Extra-Innings	23 in 2005
Lowest Win Pct. (60-102)	370 in 1982	Most Extra-Inn. Gms. Won	15 in 2005
Best Home Pct. (57-24)	704 in 1969	Most Night Games	117 in 1990, '91, '99
Best Road Pct. (51-30)	630 in 1965	Most Night Games Won	70 in 1991
Most Cons. Wins	15 in 1991	Most Day Games	95 in 1961
Most Cons. Losses	14 in 1982	Most Day Games Won	54 in 1962
Most Doubleheaders	20 in 1961	Most Wins Vs. RH	80 in 1963
Most Double-headers Won	7 in 1965	Most Wins Vs. LH	36 in 1974
Most Games	+164 in 1967	Most Players Used	46 in 1995
Fewest Games	110 in 1981	Fewest Players Used	31 in 1976
Most Home Games	*84 in 1985	Most Pitchers	24 in 2009
Most Road Games	83 in 1967	Fewest Pitchers	12 in 1967, '72
Most One-Run Games	68 in 1968	Most Pinch-Hitters	265 in 1968, '79
Most One-Run Gms. Won	35 in 1968	Fewest Pinch-Hitters	65 in 2009

BATTING AND BASE-RUNNING

Highest Batting Average	288 in 1996	Most Cons. Gms. Home Runs	16 in 1979
Lowest Batting Average	237 in 1968	Most Runs-Batted-In	812 in 1996
Highest Pinch-Hit Avg.	363 in 1994	Fewest Runs-Batted-In	506 in 1972
Lowest Pinch-Hit Avg.	145 in 2006	Most Walks	649 in 1962
Most At-Bats	5677 in 1969	Fewest Walks	436 in 1980
Fewest At-Bats	5234 in 1972	Most Intentional Walks	79 in 1965
Most Runs	877 in 1996	Fewest Intentional Walks	25 in 1961
Fewest Runs	537 in 1972	Most Strikeouts	1121 in 1997
Most Hits	1633 in 1996	Fewest Strikeouts	684 in 1978
Fewest Hits	1274 in 1968	Most GDP	172 in 1996
Most Bunt Hits	65 in 2008	Fewest GDP	93 in 1965
Most Extra-Base Hits	551 in 2002	Most Sacrifice Hits	142 in 1979
Fewest Extra-Base Hits	306 in 1972	Fewest Sacrifice Hits	18 in 1998 & '95
Most Total Bases	2440 in 2003	Most Sacrifice Flies	72 in 2008
Fewest Total Bases	1800 in 1972	Fewest Sacrifice Flies	28 in 1972
Highest Slugging Pct.	437 in 2002	Most Hit-by-Pitcher	65 in 1996
Lowest Slugging Pct.	338 in 1981	Fewest Hit-by-Pitcher	21 in 1980
Most Singles	1192 in 1974	Most Left-on-Base	1263 in 1974
Fewest Singles	914 in 1967	Fewest Left-on-Base	1041 in 1987
Most Doubles	348 in 2002	Most Stolen Bases	151 in 1997
Fewest Doubles	182 in 1972	Fewest Stolen Bases	32 in 1963
Most Triples	60 in 1977	Most Caught Stealing	75 in 1976
Fewest Triples	24 in 2004	Fewest Caught Stealing	14 in 1963
Most Home Runs	225 in 1963	Highest SB Pct. (112-142)	78.9% in 2007
Fewest Home Runs	81 in 1976	Lowest SB Pct. (47-43)	52.2% in 1961
Most Grand-Slams	8 in 1961	Cons. Scoreless Inns.	30 in 1964, '78
Fewest Grand-Slams	0 in 1968		

PITCHING

Lowest ERA	2.84 in 1972	Most Intentional Walks	76 in 1969
Highest ERA	5.76 in 1995	Fewest Intentional Walks	#12 in 2000
Most Wins	102 in 1965	Most Hit-Batsmen	58 in 2009
Fewest Wins	60 in 1982	Fewest Hit-Batsmen	12 in 1982
Most Losses	102 in 1982	Most Wild Pitches	73 in 1964
Fewest Losses	60 in 1965	Fewest Wild Pitches	26 in 1972
Most Saves	58 in 1970	Most Balks	38 in 1988
Fewest Saves	22 in 1975	Fewest Balks	1 in 1961, '66, '69, '04
Most Innings-Pitched	1497.2 in 1969	Most Pick-offs	29 in 1979, '85
Fewest Innings-Pitched	1399 in 1972	Most Complete Games	58 in 1963, '67
Most Runs Allowed	900 in 1996	Fewest Complete Games	1 in 2006
Fewest Runs Allowed	535 in 1972	Cons. Complete Games	7 in 1962
Most Earned Runs Allowed	844 in 1996	Most Cons. Non-CG	121 in 2006
Fewest Earned Runs Allowed	441 in 1972	Most Relievers Used	435 in 2002
Most Hits Allowed	1634 in 2000	Fewest Relievers Used	163 in 1975
Fewest Hits Allowed	1188 in 1972	Most Shutouts Won	18 in 1967, '73
Most HRs Allowed	233 in 1996	Fewest Shutouts Won	3 in 1993
Fewest Home Runs Allowed	89 in 1976	Most Shutouts Lost	14 in 1964, '72, '90, 2006
Most Strikeouts	1164 in 2006	Fewest Shutouts Lost	3 in 1965
Fewest Strikeouts	703 in 1978	Consecutive Shutout IP	32.0 in 2004
Most Walks	643 in 1982	Most 1-0 Games Won	5 in 1966
Fewest Walks	348 in 2005	Most 1-0 Games Lost	5 in 1974

FIELDING

Most Errors	174 in 1961	Highest Fielding Pct.	987 in 2002, '09 and '10
Fewest Errors	74 in 2002	Lowest Fielding Pct.	971 in 1961
Most Cons. Errorless Gms.	12 in 2002	Most Chances	6509 in 1969
Most Passed Balls	21 in 1987, '93	Fewest Chances	5830 in 2002
Fewest Passed Balls	4 in 1984, 2001, 2008	Most Putouts	4503 in 1969
Most Doubleplays	203 in 1979	Fewest Putouts	4198 in 1972
Fewest Doubleplays	114 in 2003	Most Assists	2007 in 1979
Most Cons. Games DPs	17 in 1979	Fewest Assists	1422 in 2002
Most DPs in Cons. Gms	25, 17g in 1979		

TWINS' ALL-TIME TOP TEN

BATTING

SINGLE SEASON

BATTING AVERAGE

.388+	Rod Carew	1977
.365+	Joe Mauer	2009
.364+	Rod Carew	1974
.359	Rod Carew	1975
.356	Kirby Puckett	1988
.350+	Rod Carew	1973
.347+	Joe Mauer	2006
.341	Chuck Knoblauch	1996
.341	Paul Molitor	1996
.339+	Kirby Puckett	1989

GAMES

164+	Cesar Tovar	1967
163	Harmon Killebrew	1967
163	Justin Morneau	2008
162	Harmon Killebrew	1966
162	Harmon Killebrew	1969
162**	Roy Smalley	1979
162**+	Gary Gaetti	1984
161	Torii Hunter	1964
161	Cesar Tovar	1970
161	Kirby Puckett	1985
161	Kirby Puckett	1986
161	Paul Molitor	1996

AT-BATS

691+	Kirby Puckett	1985
680	Kirby Puckett	1986
672*	Torii Hunter	1964
666*	Zoilo Versalles	1965
660	Paul Molitor	1996
659	Zoilo Versalles	1964
657	Cesar Tovar	1971
657+	Kirby Puckett	1988
650	Cesar Tovar	1970
649*	Cesar Tovar	1967

RUNS

140	Chuck Knoblauch	1996
128+	Rod Carew	1977
126+	Zoilo Versalles	1965
120	Cesar Tovar	1970
119	Kirby Puckett	1986
117	Chuck Knoblauch	1997
109*	Torii Hunter	1964
109	Kirby Puckett	1988
107	Torii Hunter	1965
107	Chuck Knoblauch	1995

HITS

239+	Rod Carew	1977
234+	Kirby Puckett	1988
225*	Paul Molitor	1996
223	Kirby Puckett	1986
218+	Rod Carew	1974
217+	Torii Hunter	1964
215+	Kirby Puckett	1989
210+	Kirby Puckett	1992
207**	Kirby Puckett	1987
204*	Torii Hunter	1970
204*	Cesar Tovar	1971

TOTAL BASES

374+	Torii Hunter	1964
365	Kirby Puckett	1986
358+	Kirby Puckett	1988
351	Rod Carew	1977
333	Kirby Puckett	1987
331	Justin Morneau	2006
328	Harmon Killebrew	1961
324	Harmon Killebrew	1969
323	Torii Hunter	1970
316	Harmon Killebrew	1964
316	Torii Hunter	1969

CAREER

.334	Rod Carew	1967-78
.327	Joe Mauer	2004-10
.318	Kirby Puckett	1984-95
.309	Shane Mack	1990-94
.306	Brian Harper	1988-93
.304	Torii Hunter	1962-76
.304	Chuck Knoblauch	1991-97
.286	Justin Morneau	2003-10
.286	Larry Hisle	1973-77
.284	Steve Braun	1971-76

BATTING AVERAGE

GAMES

1939	Harmon Killebrew	1961-74
1783	Kirby Puckett	1984-95
1747	Kent Hrbek	1981-94
1676	Torii Hunter	1962-76
1635	Rod Carew	1967-78
1361	Gary Gaetti	1981-90
1236	Bob Allison	1961-70
1234	Torii Hunter	1997-07
1219	Randy Bush	1982-93
1148	Roy Smalley	1976-82, 85-87

AT-BATS

7244	Kirby Puckett	1984-95
6593	Harmon Killebrew	1961-74
6301	Torii Hunter	1962-76
6235	Rod Carew	1967-78
6192	Kent Hrbek	1981-94
4989	Gary Gaetti	1981-90
4492	Torii Hunter	1997-07
4148	Zoilo Versalles	1961-67
4142	Cesar Tovar	1965-72
3997	Roy Smalley	1976-82, 85-87

RUNS

1071	Kirby Puckett	1984-95
1047	Harmon Killebrew	1961-74
950	Rod Carew	1967-78
903	Kent Hrbek	1981-94
870	Torii Hunter	1962-76
713	Chuck Knoblauch	1991-97
672	Torii Hunter	1997-07
648	Bob Allison	1961-70
646	Gary Gaetti	1981-90
646	Cesar Tovar	1965-72

HITS

2304	Kirby Puckett	1984-95
2085	Rod Carew	1967-78
1917	Torii Hunter	1962-76
1749	Kent Hrbek	1981-94
1713	Harmon Killebrew	1961-74
1276	Gary Gaetti	1981-90
1218	Torii Hunter	1997-07
1197	Chuck Knoblauch	1991-97
1164	Cesar Tovar	1965-72
1046	Roy Smalley	1976-82, 85-87
1046	Zoilo Versalles	1961-67

TOTAL BASES

3453	Kirby Puckett	1984-95
3412	Harmon Killebrew	1961-74
3002	Torii Hunter	1962-76
2976	Kent Hrbek	1981-94
2792	Rod Carew	1967-78
2181	Gary Gaetti	1981-90
2105	Torii Hunter	1997-07
1881	Bob Allison	1961-70
1781	Justin Morneau	2003-10
1638	Chuck Knoblauch	1991-97

TWINS' ALL-TIME TOP TEN

SINGLE SEASON

DOUBLES

47	Justin Morneau	2008
46	Marty Cordova	1996
46	Delmon Young	2010
45**+	Zoilo Versalles	1965
45	Kirby Puckett	1989
45+	Chuck Knoblauch	1994
45	Torii Hunter	2007
44	Matt Lawton	2000
43	Joe Mauer	2010
43*	Tony Oliva	1964
42	Brian Harper and Kirby Puckett	1990 and 1988

TRIPLES

20+	Cristian Guzman	2000
16*	Rod Carew	1977
14*	Chuck Knoblauch	1996
14+	Cristian Guzman	2001
14+	Cristian Guzman	2003
13*	Zoilo Versalles	1963
13*	Cesar Tovar	1970
13	Kirby Puckett	1985
12**	Zoilo Versalles	1965
12	Rod Carew	1976
12	Lyman Bostock	1977

HOME RUNS

49+	Harmon Killebrew	1964
49+	Harmon Killebrew	1969
48*	Harmon Killebrew	1962
46	Harmon Killebrew	1961
45+	Harmon Killebrew	1963
44**+	Harmon Killebrew	1967
41	Harmon Killebrew	1970
39	Harmon Killebrew	1966
35	Bob Allison	1963
34	Gary Gaetti	1986
34	Kent Hrbek	1987
34	Justin Morneau	2006

RUNS BATTED IN

140+	Harmon Killebrew	1969
130	Justin Morneau	2006
129	Justin Morneau	2008
126*	Harmon Killebrew	1962
122	Harmon Killebrew	1961
121	Kirby Puckett	1988
119*	Harmon Killebrew	1971
119*	Larry Hisle	1977
113	Harmon Killebrew	1967
113	Harmon Killebrew	1970
113	Paul Molitor	1996

WALKS

145*	Harmon Killebrew	1969
131+	Harmon Killebrew	1967
128	Harmon Killebrew	1970
114+	Harmon Killebrew	1971
107	Harmon Killebrew	1961
106	Harmon Killebrew	1962
103	Bob Allison	1961
103+	Harmon Killebrew	1966
98	Chuck Knoblauch	1996
95	Chili Davis	1991

STRIKEOUTS

145+	Bob Darwin	1972
142	Carlos Gomez	2008
142+	Harmon Killebrew	1962
137*	Bob Darwin	1973
135	Harmon Killebrew	1964
130	Rich Becker	1997
130	Michael Cuddyer	2006
129	Jacque Jones	2002
128	Larry Hisle	1973
127*	Bob Darwin	1974
127	Corey Koskie	2002

CAREER

DOUBLES

414	Kirby Puckett	1984-95
329	Tony Oliva	1962-76
312	Kent Hrbek	1981-94
305	Rod Carew	1967-78
259	Torii Hunter	1997-07
252	Gary Gaetti	1981-90
232	Harmon Killebrew	1961-74
215	Justin Morneau	2003-10
210	Michael Cuddyer	2001-10
210	Chuck Knoblauch	1991-97

TRIPLES

90	Rod Carew	1967-78
61	Cristian Guzman	1999-04
57	Kirby Puckett	1984-95
56	Zoilo Versalles	1961-67
51	Chuck Knoblauch	1991-97
48	Tony Oliva	1962-76
45	Cesar Tovar	1965-72
41	Bob Allison	1961-70
35	Greg Gagne	1983-92
34	John Castino	1979-84

HOME RUNS

475	Harmon Killebrew	1961-74
293	Kent Hrbek	1981-94
220	Tony Oliva	1962-76
211	Bob Allison	1961-70
207	Kirby Puckett	1984-95
201	Gary Gaetti	1981-90
192	Torii Hunter	1997-07
181	Justin Morneau	2003-10
163	Tom Brunansky	1982-88
132	Jacque Jones	1999-05

RUNS BATTED IN

1325	Harmon Killebrew	1961-74
1086	Kent Hrbek	1981-94
1085	Kirby Puckett	1984-95
947	Tony Oliva	1962-76
758	Gary Gaetti	1981-90
733	Rod Carew	1967-78
711	Torii Hunter	1997-07
679	Justin Morneau	2003-10
642	Bob Allison	1961-70
510	Michael Cuddyer	2001-10

WALKS

1321	Harmon Killebrew	1961-74
838	Kent Hrbek	1981-94
641	Bob Allison	1961-70
613	Rod Carew	1967-78
549	Roy Smalley	1976-82, 85-87
513	Chuck Knoblauch	1991-97
450	Kirby Puckett	1984-95
448	Tony Oliva	1962-76
433	Joe Mauer	2004-10
408	Matt Lawton	1995-01

STRIKEOUTS

1314	Harmon Killebrew	1961-74
965	Kirby Puckett	1984-95
877	Gary Gaetti	1981-90
870	Torii Hunter	1997-07
842	Bob Allison	1961-70
798	Kent Hrbek	1981-94
737	Jacque Jones	1999-05
716	Rod Carew	1967-78
710	Michael Cuddyer	2001-10
676	Greg Gagne	1983-92

TWINS' ALL-TIME TOP TEN

SINGLE SEASON

STOLEN BASES

62	Chuck Knoblauch	1997
49	Rod Carew	1976
46	Chuck Knoblauch	1995
45	Cesar Tovar	1969
45	Chuck Knoblauch	1996
41	Rod Carew	1973
38	Rod Carew	1974
37	Otis Nixon	1998
35	Cesar Tovar	1968
35	Rod Carew	1975
35	Chuck Knoblauch	1994

CAREER

STOLEN BASES

276	Chuck Knoblauch	1991-97
271	Rod Carew	1967-78
186	Cesar Tovar	1965-72
134	Kirby Puckett	1984-95
126	Torii Hunter	1997-07
116	Dan Gladden	1987-91
102	Cristian Guzman	1999-04
96	Matt Lawton	1995-01
92	Larry Hisle	1973-77
89	Nick Punto	2004-10

PITCHING

SINGLE SEASON

WINS

25*	Jim Kaat	1966
24*	Jim Perry	1970
24+	Frank Viola	1988
21	Camilo Pascual	1963
21*	Mudcat Grant	1965
20*	10 players tied	
	(Goltz tied for league-lead in '77)	
	(S. Erickson tied for league-lead in '91)	

LOSSES

20+	Pedro Ramos	1961
19+	Scott Erickson	1993
18	Geoff Zahn	1980
18	Allan Anderson	1990
17	Jim Kaat	1961
17	Jim Perry	1971
17	Bert Blyleven	1972
17	Bert Blyleven	1973
17	Bert Blyleven	1974
17	Bert Blyleven	1988
17	Rich Robertson	1996

EARNED RUN AVERAGE

2.45*	Allan Anderson	1988
2.46	Camilo Pascual	1963
2.49	Dave Goltz	1978
2.52	Bert Blyleven	1973
2.53	Jim Merritt	1967
2.53	Dean Chance	1968
2.54	Jim Perry	1966
2.61*	Johan Santana	2004
2.62	Lee Stange	1963
2.62	Ray Corbin	1972

GAMES

90*	Mike Marshall	1979
83**	Eddie Guardado	1996
81	J.C. Romero	2002
79	Eddie Guardado	1998
79*	Matt Guerrier	2009
78*	Bill Campbell	1976
77	Mike Trombley	1998
77	Juan Rincon	2004
76	Bob Wells	1999 and 2000
76	Matt Guerrier	2008

GAMES STARTED

42+	Jim Kaat	1965
41+	Jim Kaat	1966
40*	Jim Perry	1970
40	Bert Blyleven	1973
39	Mudcat Grant	1965
39**	Dean Chance	1967
39*	Dean Chance	1968
39	Jim Perry	1971
39	Dave Goltz	1977
38	Five players tied	

CAREER

WINS

189	Jim Kaat	1961-73
149	Bert Blyleven	1970-76, 85-88
148	Brad Radke	1995-06
128	Jim Perry	1963-72
112	Frank Viola	1982-89
96	Dave Goltz	1972-79
93	Johan Santana	2000-07
88	Camilo Pascual	1961-66
75	Kevin Tapani	1989-95
67	Dave Boswell	1964-70

LOSSES

152	Jim Kaat	1961-73
139	Brad Radke	1995-06
138	Bert Blyleven	1970-76, 85-88
93	Frank Viola	1982-89
90	Jim Perry	1963-72
79	Dave Goltz	1972-79
65	Joe Mays	1999-05
63	Kevin Tapani	1989-95
60	Scott Erickson	1990-95
57	Three players tied	

EARNED RUN AVERAGE

2.67	Dean Chance	1967-69
3.03	Jim Merritt	1965-68
3.15	Jim Perry	1963-72
3.22	Johan Santana	2000-07
3.28	Bert Blyleven	1970-76, 85-88
3.28	Jim Kaat	1961-73
3.31	Camilo Pascual	1961-66
3.35	Dick Woodson	1969-70, 72-74
3.35	Mudcat Grant	1964-67
3.48	Dave Goltz	1972-79

GAMES

648	Eddie Guardado	1993-03, 2008
490	Rick Aguilera	1989-99
468	Jim Kaat	1961-73
412	Joe Nathan	2004-10
393	Matt Guerrier	2004-10
386	Juan Rincon	2001-08
378	Brad Radke	1995-06
376	Jesse Crain	2004-10
376	Jim Perry	1963-72
366	LaTroy Hawkins	1995-03

GAMES STARTED

422	Jim Kaat	1961-73
377	Brad Radke	1995-06
345	Bert Blyleven	1970-76, 85-88
259	Frank Viola	1982-89
249	Jim Perry	1963-72
215	Dave Goltz	1972-79
180	Kevin Tapani	1989-95
179	Camilo Pascual	1961-66
175	Johan Santana	2000-07
165	Eric Milton	1998-03

TWINS' ALL-TIME TOP TEN

SINGLE SEASON

COMPLETE GAMES

25	Bert Blyleven	1973
20	Bert Blyleven	1975
19*	Jim Kaat	1966
19	Bert Blyleven	1974
19	Dave Goltz	1977
18*	Camilo Pascual	1962
18*	Camilo Pascual	1963
18*	Dean Chance	1967
17	Bert Blyleven	1971
16	Two players tied	

SHUTOUTS

9+	Bert Blyleven	1973
8**+	Camilo Pascual	1961
6*	Mudcat Grant	1965
6	Dean Chance	1968
5**+	Jim Kaat	1962
5**+	Camilo Pascual	1962
5	Dean Chance	1967
5	Bert Blyleven	1971
5	Geoff Zahn	1980
4	Five players tied	

SAVES

47	Joe Nathan	2009
44*	Eddie Guardado	2002
44	Joe Nathan	2004
43	Joe Nathan	2005
42	Jeff Reardon	1988
42	Rick Aguilera	1991
41	Rick Aguilera	1992
41	Eddie Guardado	2003
39	Joe Nathan	2008
38	Rick Aguilera	1998

INNINGS-PITCHED

325.0	Bert Blyleven	1973
304.2*	Jim Kaat	1966
303.0	Dave Goltz	1977
292.0	Dean Chance	1968
287.1	Bert Blyleven	1972
283.2*	Dean Chance	1967
281.0	Bert Blyleven	1974
278.2	Jim Perry	1970
278.1	Bert Blyleven	1971
275.2	Bert Blyleven	1975

WALKS

127	Jim Hughes	1975
116*	Rich Robertson	1996
107	Dave Boswell	1967
102	Jim Perry	1971
101	Dick Woodson	1972
101	Bert Blyleven	1987
100	Camilo Pascual	1961
99	Dave Boswell	1969
98	Camilo Pascual	1964
97	Two players tied	

STRIKEOUTS

265*	Johan Santana	2004
258	Bert Blyleven	1973
249	Bert Blyleven	1974
245+	Johan Santana	2006
238+	Johan Santana	2005
235	Johan Santana	2007
234	Dean Chance	1968
233	Bert Blyleven	1975
228	Bert Blyleven	1972
224	Bert Blyleven	1971

CAREER

COMPLETE GAMES

141	Bert Blyleven	1970-76, 85-88
133	Jim Kaat	1961-73
80	Dave Goltz	1972-79
72	Camilo Pascual	1961-66
61	Jim Perry	1963-72
54	Frank Viola	1982-89
37	Dave Boswell	1964-70
37	Brad Radke	1995-06
36	Mudcat Grant	1964-67
36	Geoff Zahn	1977-80

SHUTOUTS

29	Bert Blyleven	1970-76, 85-88
23	Jim Kaat	1961-73
18	Camilo Pascual	1961-66
17	Jim Perry	1963-72
11	Dean Chance	1967-69
11	Dave Goltz	1972-79
10	Mudcat Grant	1964-67
10	Frank Viola	1982-89
10	Brad Radke	1995-06
7	Geoff Zahn	1977-80
7	Scott Erickson	1990-95

SAVES

254	Rick Aguilera	1989-98
246	Joe Nathan	2004-09
116	Eddie Guardado	1993-03, 2008
108	Ron Davis	1982-86
104	Jeff Reardon	1987-89
88	Al Worthington	1964-69
76	Ron Perranoski	1968-71
54	Mike Marshall	1978-80
51	Bill Campbell	1973-76
44	LaTroy Hawkins	1995-03

INNINGS-PITCHED

2959.1	Jim Kaat	1961-73
2566.2	Bert Blyleven	1970-76, 85-88
2451.0	Brad Radke	1995-06
1883.1	Jim Perry	1963-72
1772.2	Frank Viola	1982-89
1638.0	Dave Goltz	1972-79
1308.2	Johan Santana	2000-07
1284.2	Camilo Pascual	1961-66
1171.1	Kevin Tapani	1989-95
1036.1	Dave Boswell	1964-70

WALKS

694	Jim Kaat	1961-73
674	Bert Blyleven	1970-76, 85-88
541	Jim Perry	1963-72
521	Frank Viola	1982-89
493	Dave Goltz	1972-79
460	Dave Boswell	1964-70
445	Brad Radke	1995-06
431	Camilo Pascual	1961-66
367	Scott Erickson	1990-95
364	Johan Santana	2000-07

STRIKEOUTS

2035	Bert Blyleven	1970-76, 85-88
1824	Jim Kaat	1961-73
1467	Brad Radke	1995-06
1381	Johan Santana	2000-07
1214	Frank Viola	1982-89
1025	Jim Perry	1963-72
994	Camilo Pascual	1961-66
887	Dave Goltz	1972-79
865	Dave Boswell	1964-70
724	Kevin Tapani	1989-95

Did you know?

...During his career, Kirby Puckett's .318 career batting average was the third highest among his peers, trailing only Wade Boggs (.333) and Tony Gwynn (.337).

TWINS' ALL-TIME TOP TEN

SINGLE SEASON

HOME RUNS ALLOWED

50+	Bert Blyleven	1986
46	Bert Blyleven	1987
40**+	Brad Radke	1996
39+	Pedro Ramos	1961
39+	Jim Perry	1971
38+	Carlos Silva	2006
37	Frank Viola	1986
35+	Mike Smithson	1984
35	Eric Milton	2000
35	Eric Milton	2001

CAREER

HOME RUNS ALLOWED

326	Brad Radke	1995-06
270	Jim Kaat	1961-73
243	Bert Blyleven	1970-76, 85-88
213	Frank Viola	1982-89
166	Jim Perry	1963-72
149	Eric Milton	1998-03
144	Johan Santana	2000-07
128	Kyle Lohse	2001-06
127	Joe Mays	1999-05
123	Camilo Pascual	1961-66

WIN PERCENTAGE

.800+	Francisco Liriano (12-3)	2006	.717
800+	Johan Santana (12-3)	2003	.679
.774+	Frank Viola (24-7)	1988	.650
.773*	Bill Campbell (17-5)	1976	.611
.769	Jim Perry (20-6)	1969	.607
.769	Johan Santana (20-6)	2004	.604
.769	Kevin Slowey (10-3)	2009	.588
.760	Johan Santana (19-6)	2006	.587
.750*	Mudcat Grant (21-7)	1965	.567
.750	Glen Perkins (12-4)	2008	.554

WIN PERCENTAGE

Juan Berenguer (33-13)	1987-90
Johan Santana (93-44)	2000-07
Kevin Slowey (39-21)	2007-10
Jesse Crain (33-21)	2004-10
Camilo Pascual (88-57)	1961-66
Bill Campbell (32-21)	1973-76
Mudcat Grant (50-35)	1964-67
Jim Perry (128-90)	1963-72
Scott Baker (55-42)	2005-10
Two players tied	

+ Led Major Leagues

* Led league

** Tied for league lead

bold indicates player still active with Twins

Career batting based on 2000 at-bats; Season batting and pitching records based on qualifying players; Career pitching records based on 500 innings pitched;

Career win percentage determined by at least 30 wins

TWINS' LONGEST GAMES

Date	Opp	Inn	Time	Score	Winner	Losers
8-31-93	Cleveland	22	6:17	5-4	Merriman	Grimsley
5-12-72	Milwaukee	22	5:47	3-4	Colborn	Blyleven
8-9-67	Washington	20	5:40	7-9	Baldwin	Roland
8-25-76	at New York (AL)	19	5:27	4-5	Jackson	Burgmeier
7-26-67	at New York (AL)	18	4:35	3-2	Worthington	Tillotson
7-19-69	at Seattle	18	5:41	11-7	Perry	Gelner
9-6-69	at Oakland	18	5:17	8-6	Kaat	Lauzerique
8-8-04	Oakland	18	4:57	5-6	Hammond	Mulholland
4-9-69	at Kansas City	17	4:32	3-4	Burgmeier	Miller
8-28-76	at Cleveland	17	4:55	3-4	Buskey	Hughes
9-17-77	at Texas	17	5:12	4-5	Barker	Carrithers
5-7-95	at Cleveland	17	6:36	9-10	Poole	Guthrie
7-25-69	at Cleveland	16	4:26	4-2	Perranoski	Paul
7-12-75	at New York (AL)	16	5:11	7-8	Martinez	Burgmeier
4-20-82	at Oakland	16	5:03	3-4	Beard	Castillo
6-11-86	Texas	16	4:32	2-6	Williams	Jackson
5-4-04	at Seattle	16	4:48	3-4	Villone	Greisinger
8-15-05	@Chicago (AL)	16	5:09	9-4	Romero	Adams
7-3-09	Detroit	16	5:07	9-11	Dolsi	Dickey

TWINS' YEARLY PINCH-HIT LEADERS

Year	Player	Pinch-Hits	Year	Player	Pinch-Hits	Year	Player	Pinch-Hits
1961	Julio Becquer	11	1979	Jose Morales	9	1995	Chip Hale	14
1962	Don Mincher	9	1980	Jose Morales	13	1996	Chip Hale	19
1963	Jimmie Hall	5	1981	Glenn Adams	6	1997	Greg Myers	7
1964	Frank Kostro	10	1982	Jesus Vega	5	1998	Alex Ochoa	5
1965	Sandy Valdespino	10	1983	Dave Engle	6	1999	Corey Koskie	6
1966	Rich Rollins	8	1984	Darrell Brown	10	2000	Midre Cummings	11
1967	Rich Reese	13	1985	Roy Smalley	7	2001	Jacque Jones	5
1968	Rich Rollins	8	1986	Randy Bush	13	2002	Bobby Kielty	8
1969	Rick Renick	8	1987	Randy Bush	7	2003	Justin Morneau	5
1970	Charlie Manuel	9	1988	Randy Bush	6	2004	Jose Offerman	12
1971	Steve Braun	7		John Moses		2005	Lew Ford	4
1972	Charlie Manuel	7	1989	Carmelo Castillo	8		Michael Ryan	
	Jim Nettles			John Moses		2006	Joe Mauer	2
1973	Jim Holt	5	1990	Shane Mack	7		Luis Rodriguez	
1974	Harmon Killebrew	12		John Moses			Terry Tiffie	
1975	Danny Walton	7	1991	Randy Bush	13	2007	Jason Tyner	5
1976	Tony Oliva	7	1992	Randy Bush	9	2008	Jason Kubel	6
1977	Craig Kucick	10	1993	Chip Hale	7	2009	Jose Morales	6
1978	Jose Morales	14	1994	Chip Hale	11	2010	Jim Thome	7

TWINS' ROOKIE TOP TEN

BATTING

BATTING AVERAGE*

323*	Tony Oliva.....	1964
301	Kent Hrbek.....	1982
298	Rich Rollins.....	1962
296	Kirby Puckett.....	1984
294	Denard Span.....	2008
292	Rod Carew.....	1967
285	John Castino.....	1979
282	Lyman Bostock.....	1975
281	Chuck Knoblauch.....	1991
280	Zoilo Versalles.....	1961

AT-BATS

672	Tony Oliva.....	1964
624	Rich Rollins.....	1962
573	Bernie Allen.....	1962
568	Tim Teufel.....	1984
565	Chuck Knoblauch.....	1991
563	Luis Rivas.....	2001
557	Kirby Puckett.....	1984
534	Butch Wynegar.....	1976
532	Kent Hrbek.....	1982
514	Rod Carew.....	1967

HITS

217*	Tony Oliva.....	1964
186	Rich Rollins.....	1962
165	Kirby Puckett.....	1984
160	Kent Hrbek.....	1982
159	Chuck Knoblauch.....	1991
154	Bernie Allen.....	1962
150	Rod Carew.....	1967
150	Luis Rivas.....	2001
149	Tim Teufel.....	1984
143	Zoilo Versalles.....	1961

HOME RUNS

33	Jimmie Hall.....	1963
32	Tony Oliva.....	1964
25	Gary Gaetti.....	1982
24	Marty Cordova.....	1995
23	Kent Hrbek.....	1982
22	Bobby Darwin.....	1972
20	Tom Brunansky.....	1982
16	Rich Rollins.....	1962
15	Dan Ford.....	1975
14	Tim Teufel.....	1984

WALKS

79	Butch Wynegar.....	1976
76	Tim Teufel.....	1984
75	Rich Rollins.....	1962
71	Tom Brunansky.....	1982
63	Jimmie Hall.....	1963
62	Bernie Allen.....	1962
59	Chuck Knoblauch.....	1991
54	Kent Hrbek.....	1982
54	Bobby Mitchell.....	1982
52	Two players tied.....	

161	Tony Oliva.....	1964
159	Bernie Allen.....	1962
159	Rich Rollins.....	1962
157	Tim Teufel.....	1984
156	Jimmie Hall.....	1963
156	Steve Lombardozzi.....	1986
153	Bobby Randall.....	1976
153	Luis Rivas.....	2001
151	Chuck Knoblauch.....	1991
149	Butch Wynegar.....	1976

GAMES

RUNS

109*	Tony Oliva.....	1964
96	Rich Rollins.....	1962
88	Jimmie Hall.....	1963
82	Kent Hrbek.....	1982
81	Marty Cordova.....	1995
79	Bernie Allen.....	1962
78	Chuck Knoblauch.....	1991
77	Tom Brunansky.....	1982
76	Tim Teufel.....	1984
72	Dan Ford.....	1975

DOUBLES

43*	Tony Oliva.....	1964
30	Tom Brunansky.....	1982
30	Tim Teufel.....	1984
27	Bernie Allen.....	1962
27	Marty Cordova.....	1995
25	Gary Gaetti.....	1982
25	Zoilo Versalles.....	1961
24	Jacque Jones.....	1999
24	Chuck Knoblauch.....	1991
23	Two players tied.....	

RUNS BATTED IN

96	Rich Rollins.....	1962
94	Tony Oliva.....	1964
92	Kent Hrbek.....	1982
84	Gary Gaetti.....	1982
84	Marty Cordova.....	1995
80	Jimmie Hall.....	1963
80	Bobby Darwin.....	1972
69	Butch Wynegar.....	1976
64	Bernie Allen.....	1962
61	Tim Teufel.....	1984

STOLEN BASES

31	Luis Rivas.....	2001
25	Willie Norwood.....	1978
25	Chuck Knoblauch.....	1991
20	Marty Cordova.....	1995
18	Denard Span.....	2008
16	Cesar Tovar.....	1966
16	Zoilo Versalles.....	1961
14	Kirby Puckett.....	1984
14	Chad Allen.....	1999
13	Jerry Terrell.....	1973

* - Batting average based on at-least 400 plate appearances

Did you know?

...that the Twins' best homestand ever took place during the 1991 season. The team went 10-0 from June 3-13 against Baltimore (3-0), Cleveland (4-0) and New York (3-0). The franchise's best road trip resulted in 7 wins in 8 tries, accomplished twice. The first was a New York, Milwaukee and Boston trip, April 28 to May 7, 1972 and with the second coming 30 years later on a Cleveland, Detroit and Chicago trip from July 17-July 24, 2002. The Twins have had two trips over the years on which they've won 10 games, however. They were 10-7 between July 23 and August 8, 1963, and 10-6 from August 14-27, 1967.

TWINS' ROOKIE TOP TEN

PITCHING

WINS

16	Jim Hughes.....	1975	37
14	Roger Erickson.....	1978	37
12	Kevin Tapani.....	1990	34
12	Mark Redman.....	2000	33
12	Jesse Crain.....	2005	32
12	Francisco Liriano.....	2006	28
12	Glen Perkins.....	2008	28
11	Paul Thormodsgard.....	1977	26
11	Nick Blackburn.....	2008	26
11	Brad Radke.....	1995	25

LOSSES

15	Paul Thormodsgard.....	1977	23
14	Jim Hughes.....	1975	7
14	Brad Radke.....	1995	4
14	Eric Milton.....	1998	4
13	Roger Erickson.....	1978	4
13	Terry Felton.....	1982	3
12	Rick Lysander.....	1983	3
11	Ray Corbin.....	1971	3
11	Joe Mays.....	1999	3
11	Nick Blackburn.....	2008	3
			3

EARNED RUN AVERAGE*

1.98	Doug Corbett.....	1980	265.2
2.16	Garry Roggenburk.....	1963	249.2
2.16	Francisco Liriano.....	2006	218.0
2.34	Jose Mijares.....	2009	193.1
2.67	Dave Goltz.....	1972	184.1
2.71	Jesse Crain.....	2005	181.0
2.87	Scott Erickson.....	1990	172.1
2.92	Pete Cimino.....	1966	171.0
3.14	Bill Campbell.....	1973	164.0
3.16	Tony Fiore.....	2002	164.0

GAMES

75	Jesse Crain.....	2005	127
73	Doug Corbett.....	1980	80
71	Jose Mijares.....	2009	79
61	Rick Lysander.....	1983	76
60	Len Whitehouse.....	1983	70
60	Gary Wayne.....	1989	70
52	Ray Corbin.....	1971	67
49	Dan Naulty.....	1996	65
49	Joe Mays.....	1999	63
48	Two players tied		59

COMPLETE GAMES

14	Roger Erickson.....	1978	144
12	Jim Hughes.....	1975	135
8	Paul Thormodsgard.....	1977	130
6	Gary Serum.....	1978	121
5	Tom Hall.....	1969	117
5	Bert Blyleven.....	1970	115
4	Vic Albury.....	1974	107
3	Joe Bonikowski.....	1962	101
3	Al Williams.....	1980	96
3	Frank Viola.....	1982	96

GAMES STARTED

Paul Thormodsgard.....	1977
Roger Erickson.....	1978
Jim Hughes.....	1975
Nick Blackburn.....	2008
Eric Milton.....	1998
Kevin Tapani.....	1990
Brad Radke.....	1995
Glen Perkins.....	2008
Les Straker.....	1987
Bert Blyleven.....	1970

SAVES

Doug Corbett.....	1980
Bill Campbell.....	1973
Garry Roggenburk.....	1963
Pete Cimino.....	1966
Dan Naulty.....	1996
Lee Stange.....	1962
Ray Corbin.....	1971
Jim Strickland.....	1972
Tom Johnson.....	1975
Terry Felton.....	1982
Rick Lysander.....	1983

INNINGS-PITCHED

Roger Erickson.....	1978
Jim Hughes.....	1975
Paul Thormodsgard.....	1977
Nick Blackburn.....	2008
Gary Serum.....	1978
Brad Radke.....	1995
Eric Milton.....	1998
Joe Mays.....	1999
Vic Albury.....	1974
Bert Blyleven.....	1970

WALKS

Jim Hughes.....	1975
Vic Albury.....	1974
Roger Erickson.....	1978
Terry Felton.....	1982
Ray Corbin.....	1971
Eric Milton.....	1998
Joe Mays.....	1999
Paul Thormodsgard.....	1977
Pete Redfern.....	1976
Les Straker.....	1987

STRIKEOUTS

Francisco Liriano.....	2006
Bert Blyleven.....	1970
Jim Hughes.....	1975
Roger Erickson.....	1978
Mark Redman.....	2000
Joe Mays.....	1999
Eric Milton.....	1998
Kevin Tapani.....	1990
Gerry Arrigo.....	1964
Nick Blackburn.....	2008

* - Earned run average based on at-least 50 innings pitched

Did you know?

...that on September 22, 1963 vs. Oakland at Metropolitan Stadium, Cesar Tovar became the second major leaguer ever to play all nine positions in one game. He is also the only position player to be the starting pitcher in Twins' history, as he tossed a scoreless first inning, including a strikeout of Reggie Jackson. He went on to catch, play first base, shortstop, third base, left field, center field and right field for an inning apiece.

TWINS' CAREER BATTING

(1,500-OR-MORE AT-BATS)

Player	Years	AVG	G	AB	R	H	2B	3B	HR	RBI	BB	SO
Bernie Allen	1962-66	.246	492	1595	195	392	75	10	32	163	165	212
Bob Allison	1961-70	.254	1236	3926	648	999	167	41	211	642	641	842
Earl Battey	1961-67	.278	853	2762	297	768	115	10	76	350	328	315
Steve Braun	1971-76	.284	751	2429	333	689	103	14	35	273	356	285
Tom Brunansky	1982-88	.250	916	3313	450	829	154	13	163	469	394	589
Steve Brye	1970-76	.261	537	1641	194	428	76	10	22	156	117	227
Randy Bush	1982-93	.251	1219	3045	388	763	154	26	96	409	348	505
Leo Cardenas	1969-71	.263	473	1720	193	453	83	12	39	210	159	266
Rod Carew	1967-78	.334	1635	6235	950	2085	305	90	74	733	613	716
John Castino	1979-84	.278	666	2320	293	646	86	34	41	249	177	298
Ron Coomer	1995-00	.278	676	2397	283	667	121	7	77	364	132	317
Marty Cordova	1995-99	.277	628	2322	336	643	139	14	79	385	233	498
Mike Cuddage	1976-80	.266	555	1681	195	447	66	18	29	226	181	193
Michael Cuddyer	2001-10	.270	1000	3543	536	956	210	33	121	510	363	710
Bobby Darwin	1972-75	.257	490	1817	210	467	59	11	70	282	139	453
Dan Ford	1975-78	.272	570	1999	303	543	106	25	57	287	155	364
Lew Ford	2003-07	.272	494	1514	228	412	80	10	32	172	147	236
Gary Gaetti	1981-90	.256	1361	4989	646	1276	252	25	201	758	358	877
Greg Gagne	1983-92	.249	1140	3386	452	844	183	35	69	335	188	676
Dan Gladden	1987-91	.268	645	2470	358	661	117	26	38	238	169	326
Lenny Green	1961-64	.268	485	1514	233	406	71	11	27	140	204	113
Cristian Guzman	1999-04	.266	841	3277	458	871	142	61	39	289	166	491
Jimmie Hall	1963-66	.269	573	1885	282	507	73	16	98	288	191	358
Brian Harper	1988-93	.306	730	2503	283	767	156	6	48	346	111	128
Mickey Hatcher	1981-86	.284	672	2366	256	671	127	15	26	260	109	158
Larry Hisle	1973-77	.286	662	2437	369	697	109	23	87	409	251	478
Denny Hocking	1993-03	.252	876	2204	273	556	109	17	25	215	188	412
Kent Hrbek	1981-94	.282	1747	6192	903	1749	312	18	293	1086	838	798
Torii Hunter	1997-07	.271	1234	4492	672	1218	259	26	192	711	319	870
Jacque Jones	1999-05	.279	976	3492	492	974	189	15	132	476	231	737
Harmon Killebrew	1961-74	.260	1939	6593	1047	1713	232	21	475	1325	1321	1314
Chuck Knoblauch	1991-97	.304	1013	3939	713	1197	210	51	43	391	513	453
Corey Koskie	1998-04	.280	816	2788	438	781	180	13	101	437	385	647
Jason Kubel	2004-10	.271	654	2193	297	594	121	12	92	371	218	446
Gene Larkin	1987-93	.266	758	2321	275	618	131	12	32	266	268	278
Tim Laudner	1981-89	.225	734	2038	221	458	97	5	77	263	190	553
Matt Lawton	1995-01	.277	771	2672	423	739	163	13	72	384	408	335
Shane Mack	1990-94	.309	633	2161	351	668	119	24	67	315	200	381
Joe Mauer	2004-10	.327	836	3092	507	1011	201	16	81	472	433	349
Pat Meares	1993-98	.265	742	2464	304	653	120	21	41	303	95	432
Doug Mientkiewicz	1998-04	.275	643	2147	273	590	146	6	43	266	300	308
Don Mincher	1961-66	.244	590	1511	220	369	73	9	90	265	220	278
George Mitterwald	1966-73	.239	514	1578	156	377	53	4	50	176	141	391
Paul Molitor	1996-98	.312	422	1700	237	530	102	17	23	271	146	186
Justin Morneau	2003-10	.286	948	3485	531	995	215	14	181	679	396	595
Pedro Munoz	1990-95	.275	483	1587	186	436	70	8	61	234	91	387
Al Newman	1987-91	.231	618	1647	209	380	59	7	0	135	178	162
Tony Oliva	1962-76	.304	1676	6301	870	1917	329	48	220	947	448	645
Kirby Puckett	1984-95	.318	1783	7244	1071	2304	414	57	207	1085	450	965
Nick Punto	2004-10	.248	747	2365	311	587	102	21	12	194	271	440
Rich Reese	1964-73	.260	807	1918	238	498	72	17	50	241	151	253
Luis Rivas	2000-05	.262	565	1884	258	493	86	26	30	177	113	289
Rich Rollins	1961-68	.272	888	3048	395	830	117	20	71	369	253	382
Roy Smalley	1976-82, '85-'87	.262	1148	3997	551	1046	184	21	110	485	549	606
Denard Span	2008-10	.288	391	1554	252	448	56	27	17	173	180	223
Danny Thompson	1970-76	.251	630	2022	177	508	67	11	14	181	107	216
Cesar Tovar	1965-72	.281	1090	4142	646	1164	193	45	38	319	299	307
Ted Uhlaender	1965-69	.262	543	1846	226	483	70	16	23	186	112	178
Zoilo Versalles	1961-67	.252	1065	4148	564	1046	188	56	86	401	251	606
Gary Ward	1979-83	.285	417	1543	216	439	80	20	51	219	115	260
Rob Wilfong	1977-82	.262	554	1591	210	417	59	15	22	152	135	224
Butch Wynegar	1976-82	.254	794	2746	325	697	112	9	37	325	358	259
Delmon Young	2008-10	.292	413	1540	207	449	90	7	43	241	75	278

— bold indicates still active with Twins.

HISTORY & RECORDS

PLAYERS WHO PLAYED ENTIRE CAREER WITH TWINS

(MINIMUM OF 10 YEARS)

Tony Oliva	1962-76	Randy Bush	1982-93
Kirby Puckett	1984-95	Bob Allison	1961-70
Kent Hrbek	1981-94	Brad Radke	1995-2006

TWINS' CAREER PITCHING

(400-or-more innings-pitched)

Player	Years	ERA	W	L	IP	H	R	ER	BB	SO
Rick Aguilera.....	1989-99	3.50	40	47	694.0	641	298	270	179	586
Allan Anderson.....	1986-91	4.11	49	54	818.2	901	424	374	211	339
Scott Baker.....	2005-10	4.32	55	42	823.1	861	406	395	192	647
Juan Berenguer.....	1987-90	3.70	33	13	418.1	355	182	172	213	379
Nick Blackburn.....	2007-10	4.50	32	36	571.2	677	318	286	122	270
Bert Blyleven.....	1970-76, '85-'88	3.28	149	138	2566.2	2369	1044	934	674	2035
Dave Boswell.....	1964-70	3.49	67	54	1036.1	823	443	402	460	865
John Butcher.....	1984-86	4.48	24	28	502.2	563	273	250	120	204
Bill Campbell.....	1973-76	3.13	32	21	460.2	417	178	160	183	322
Bobby Castillo.....	1982-84	3.98	23	24	402.1	378	194	178	169	220
Dean Chance.....	1967-69	2.67	41	34	664.0	544	244	197	166	504
Ray Corbin.....	1971-75	3.84	36	38	652.1	638	325	278	261	348
Joe Decker.....	1973-76	4.09	29	34	503.1	486	254	229	272	310
Roger Erickson.....	1978-82	4.10	31	47	712.0	769	375	324	226	321
Scott Erickson.....	1990-95	4.22	61	60	979.1	1035	509	459	367	527
Dave Goltz.....	1972-79	3.48	96	79	1638.0	1654	729	634	493	887
Jim Grant.....	1964-67	3.35	50	35	780.2	783	340	291	163	377
Eddie Guardado.....	1993-03, '08	4.53	37	49	704.2	674	368	355	270	610
Matt Guerrier.....	2004-10	3.38	19	25	472.0	440	192	177	147	310
Mark Guthrie.....	1989-95	4.19	29	27	489.2	527	252	228	174	388
Tom Hall.....	1968-71	3.00	25	21	455.1	354	178	152	186	431
LaTroy Hawkins.....	1995-03	5.05	44	57	818.0	956	497	459	290	532
Jim Hughes.....	1974-77	4.30	25	30	441.1	443	241	211	205	226
Darrell Jackson.....	1978-82	4.38	20	27	411.0	425	219	200	186	229
Jim Kaat.....	1961-73	3.28	189	152	2959.1	2927	1295	1080	694	1824
Jerry Koosman.....	1979-81	3.77	39	35	601.1	618	276	252	186	361
Jack Kralick.....	1961-63	3.74	26	26	510.1	524	238	212	133	289
Francisco Liriano.....	2005-10	3.97	38	32	549.0	513	256	242	194	567
Kyle Lohse.....	2001-06	4.88	51	57	908.1	1025	522	493	289	561
Joe Mays.....	1999-05	4.85	48	65	946.1	1052	545	510	303	487
Jim Merritt.....	1965-68	3.03	37	41	686.2	583	260	231	135	527
Eric Milton.....	1998-03	4.76	57	51	987.1	1000	557	522	269	715
Joe Nathan.....	2004-10	1.87	22	12	418.2	271	92	87	120	518
Camilo Pascual.....	1961-66	3.31	88	57	1284.2	1130	541	472	431	994
Jim Perry.....	1963-72	3.15	128	90	1883.1	1711	736	659	541	1025
Brad Radke.....	1995-06	4.22	148	139	2451.0	2643	1233	1150	445	1467
Pete Redfern.....	1976-82	4.54	42	48	714.0	764	409	360	306	426
Juan Rincon.....	2001-08	3.69	30	26	441.0	414	208	181	182	412
Frank Rodriguez.....	1995-98	5.20	25	32	509.1	546	333	294	215	282
J.C. Romero.....	1999-05	4.35	25	20	407.2	395	215	197	209	336
Johan Santana.....	2000-07	3.22	93	44	1308.2	1068	500	468	364	1381
Ken Schrom.....	1983-85	4.34	29	31	494.0	516	262	238	180	203
Carlos Silva.....	2004-07	4.42	47	45	773.2	942	412	380	112	306
Kevin Slowey.....	2007-10	4.41	39	21	473.1	528	243	232	79	361
Mike Smithson.....	1984-87	4.46	47	48	816.0	870	446	404	227	438
Dick Stigman.....	1962-65	3.69	37	37	643.2	551	278	264	248	538
Kevin Tapani.....	1989-95	4.06	75	63	1171.1	1228	565	528	255	724
Mike Trombley.....	1992-02	4.53	30	34	645.2	668	353	325	244	528
Frank Viola.....	1982-89	3.86	112	93	1772.2	1775	842	760	521	1214
Al Williams.....	1980-84	4.24	35	38	642.2	670	330	303	227	262
Dick Woodson.....	1969-74	3.35	33	30	561.0	488	244	209	241	303
Al Worthington.....	1964-69	2.62	37	31	473.1	379	162	138	186	399
Geoff Zahn.....	1977-80	3.90	53	53	852.0	948	429	369	254	348

—bold indicates still active with Twins.

Did you know?

... that on 22 occasions Twins catchers and pitchers have combined to nab three would-be base-stealers in a game, but only once, May 29, 1982, have they ever nailed four runners. Ken Griffey, Craig Nettles, Bobby Murcer and Willie Randolph were caught by catcher Sal Butera that day; Nettles and Murcer as part of a Twins' tripleplay.

TWINS' YEARLY BATTING LEADERS

AVERAGE		HOME RUNS		RUNS-BATTED-IN	
1961	Battey.....302	Killebrew.....46	Killebrew.....*48	Killebrew.....122	Killebrew.....*126
1962	Rollins.....298	Killebrew.....+45	Killebrew.....+49	Killebrew.....96	Killebrew.....111
1963	Rollins.....307	Killebrew.....25	Killebrew.....39	Oliva.....98	Oliva.....110
1964	Oliva.....*323	Killebrew.....#44	Allison.....22	Killebrew.....113	Oliva.....68
1965	Oliva.....*321	Allison.....22	Killebrew.....+49	Killebrew.....+140	Killebrew.....113
1966	Oliva.....307	Killebrew.....41	Killebrew.....28	Killebrew.....*119	Killebrew.....80
1967	Carew.....292	Killebrew.....26	Killebrew.....18	Darwin.....92	Oliva.....94
1968	Carew.....289	Darwin.....25	Darwin.....15	Darwin.....80	Carew.....80
1969	Carew.....*332	Darwin.....25	Ford.....20	Hisle.....96	Hisle.....96
1970	Oliva.....325	Ford.....15	Ford.....20	Hisle.....*119	Hisle.....28
1971	Oliva.....*337	Hisle.....28	Smalley.....19	Ford.....82	Ford.....82
1972	Carew.....*318	Smalley.....24	Smalley.....24	Smalley.....95	Smalley.....95
1973	Carew.....+350	Castino.....13	Castino.....13	Castino.....64	Hatcher.....37
1974	Carew.....+364	Smalley.....7	Ward.....28	Hrbek.....92	Hrbek.....92
1975	Carew.....+359	Ward.....28	Brunansky.....28	Ward.....88	Ward.....88
1976	Carew.....331	Brunansky.....32	Brunansky.....32	Hrbek.....107	Hrbek.....107
1977	Carew.....+388	Brunansky.....27	Brunansky.....27	Hrbek.....93	Gaetti.....108
1978	Carew.....*333	Gaetti.....34	Gaetti.....34	Hrbek.....93	Gaetti.....109
1979	Landreaux.....305	Hrbek.....34	Hrbek.....34	Gaetti.....108	Puckett.....121
1980	Castino.....302	Hrbek.....25	Hrbek.....25	Puckett.....85	Puckett.....85
1981	Castino.....268	Hrbek.....22	Hrbek.....22	Gaetti.....85	Gaetti.....85
1982	Hrbek.....301	Davis.....29	Davis.....29	Davis.....93	Davis.....93
1983	Hrbek.....297	Puckett.....19	Puckett.....19	Puckett.....110	Puckett.....110
1984	Hrbek.....311	Hrbek.....25	Hrbek.....25	Puckett.....89	Puckett.....89
1985	Puckett.....288	Puckett.....20	Puckett.....20	Puckett.....*112	Puckett.....*112
1986	Puckett.....328	Cordova.....24	Cordova.....24	Puckett.....99	Puckett.....99
1987	Puckett.....332	Cordova.....16	Cordova.....16	Molitor.....113	Molitor.....113
1988	Puckett.....356	Cordova.....15	Cordova.....15	Molitor.....89	Molitor.....89
1989	Puckett.....*339	Lawton.....21	Lawton.....21	Lawton.....77	Lawton.....77
1990	Puckett.....298	Coomer.....16	Coomer.....16	Cordova.....70	Cordova.....70
1991	Puckett.....319	Jones.....19	Jones.....19	Lawton.....88	Lawton.....88
1992	Puckett.....329	Hunter.....27	Hunter.....27	Koskie.....103	Koskie.....103
1993	Harper.....304	Hunter.....29	Hunter.....29	Hunter.....94	Hunter.....94
1994	Puckett.....317	Hunter.....26	Hunter.....26	Hunter.....102	Hunter.....102
1995	Knoblauch.....333	Koskie.....25	Koskie.....25	Hunter.....81	Hunter.....81
1996	Knoblauch, Molitor.....341	Jones.....23	Jones.....23	Morneau.....79	Morneau.....79
1997	Molitor.....305	Morneau.....34	Morneau.....34	Morneau.....130	Morneau.....130
1998	Walker.....316	Morneau.....31	Morneau.....31	Morneau.....111	Morneau.....111
1999	Walker.....279	Morneau.....23	Morneau.....23	Morneau.....129	Morneau.....129
2000	Lawton.....305	Cuddy.....32	Cuddy.....32	Kubel.....103	Kubel.....103
2001	Mientkiewicz.....306	Thome.....25	Thome.....25	Young.....112	Young.....112
2002	Jones.....300				
2003	Pierzynski.....312				
2004	Ford.....299				
2005	Mauer.....294				
2006	Mauer.....+347				
2007	Mauer.....293				
2008	Mauer.....*328				
2009	Mauer.....+365				
2010	Mauer.....327				

(+ — major league-leadership; # — tie for major league-leadership; * — league-leadership)

HISTORY & RECORDS

TWINS' .300-HITTERS

(Minimum 502 Plate Appearances)

Year	Player	Average	Year	Player	Average	Year	Player	Average
1961	Earl Battey.....	.302	1979	Ken Landreaux.....	.305	1997	Marty Cordova.....	.309
1962	—	—	1980	John Castino.....	.302	1998	Paul Molitor.....	.305
1963	Rich Rollins.....	.307	1981	—	—	1998	Todd Walker.....	.316
1964	Tony Oliva.....	*.323	1982	Kent Hrbek.....	.301	1999	—	—
1965	Tony Oliva.....	*.321	1983	—	—	2000	Matt Lawton.....	.305
1966	Tony Oliva.....	.307	1984	Kent Hrbek.....	.311	2000	Corey Koskie.....	.300
1967	—	—	1985	Mickey Hatcher.....	.302	2001	Doug Mientkiewicz.....	.306
1968	—	—	1986	Kirby Puckett.....	.328	2002	Cristian Guzman.....	.302
1969	Rod Carew.....	*.332	1987	Kirby Puckett.....	.332	2002	Jacque Jones.....	.302
1970	Tony Oliva.....	.325	1988	Kirby Puckett.....	.356	2003	A.J. Pierzynski.....	.310
1971	Cesar Tovar.....	.300	1988	Kent Hrbek.....	.312	2003	Jacque Jones.....	.304
1971	Tony Oliva.....	*.337	1989	Gary Gaetti.....	.301	2003	Doug Mientkiewicz.....	.300
1971	Cesar Tovar.....	.311	1989	Kirby Puckett.....	*.339	2004	—	—
1971	Rod Carew.....	.307	1990	—	—	2005	—	—
1972	Rod Carew.....	*.318	1991	Kirby Puckett.....	.319	2006	Joe Mauer.....	+ .347
1973	Rod Carew.....	*.350	1992	Kirby Puckett.....	.329	2006	Justin Morneau.....	.321
1974	Rod Carew.....	*.364	1992	Shane Mack.....	.315	2007	—	—
1975	Rod Carew.....	*.359	1993	Brian Harper.....	.307	2008	Joe Mauer.....	*.328
1976	Steve Braun.....	.302	1993	Brian Harper.....	.304	2008	Justin Morneau.....	.300
1976	Rod Carew.....	.331	1994	Kirby Puckett.....	.317	2009	Joe Mauer.....	+ .365
1976	Lyman Bostock.....	.323	1994	Chuck Knoblauch.....	.312	2009	Denard Span.....	.311
1977	Rod Carew.....	*.388	1995	Chuck Knoblauch.....	.333	2010	Jason Kubel.....	.300
1977	Lyman Bostock.....	.336	1995	Kirby Puckett.....	.314	2010	Joe Mauer.....	.327
1977	Larry Hisle.....	.302	1996	Chuck Knoblauch.....	.341			
1978	Rod Carew.....	*.333	1996	Paul Molitor.....	.341			

(* — league-leadership, + — major league leadership)

TWINS' MONTHLY RECORDS

	Mar.	Apr.	May	June	July	Aug.	Sept.	Oct.
1961	—	9- 6	10-18	10-21	16-11	12-18	13-15	0- 1
1962	—	9- 9	18-12	15-15	15-11	19-13	15-11	—
1963	—	9-10	14-12	20-10	14-17	18-10	16-11	—
1964	—	7- 6	17-13	15-16	11-18	16-13	12-14	1- 3
1965	—	8- 3	19-12	16-13	22- 9	19-13	17- 9	1- 1
1966	—	4- 6	16-15	15-17	16-14	21-11	16- 9	1- 1
1967	—	5-10	15-12	16-12	17-13	21-11	17-12	0- 1
1968	—	11- 6	13-15	14-14	10-19	18-17	13-12	—
1969	—	13- 7	12-12	16-14	23- 7	15-12	17-12	1- 1
1970	—	12- 6	19- 7	14-12	17-11	14-18	21-10	1- 0
1971	—	9-12	16-12	13-15	9-17	13-15	14-15	—
1972	—	8- 3	15- 9	12-17	12-16	14-15	14-15	2- 2
1973	—	9- 8	16-11	14-14	14-17	11-19	17-12	—
1974	—	9-11	11-12	12-19	18-12	15-14	16-11	1- 1
1975	—	6-10	17- 9	10-20	12-21	18-10	13-13	—
1976	—	5- 9	16-12	12-18	18-11	13-19	18- 8	3- 0
1977	—	13- 9	16- 8	13-15	17-14	16-13	7-18	2- 0
1978	—	8-16	11-12	11-13	15-15	13-19	15-13	0- 1
1979	—	13- 7	14-12	12-15	16-14	14-16	13-16	—
1980	—	10-10	8-19	13-13	16-12	10-21	17- 7	3- 2
1981	—	6-12	8-20	3- 7	—	9-13	14-14	1- 2
1982	—	9-13	3-26	8-17	14-13	13-15	12-16	1- 2
1983	—	11-11	11-17	9-18	12-15	14-15	12-15	1- 1
1984	—	11-13	13-12	13-14	17-10	15-16	12-16	—
1985	—	11- 9	10-16	12-13	13-15	12-16	16-14	3- 2
1986	—	8-13	11-16	14-13	10-16	12-17	13-14	3- 2
1987	—	12- 9	14-14	17-11	13-14	13-15	16-11	0- 3
1988	—	8-13	17-10	17-10	15-12	17-13	15-13	2- 0
1989	—	10-12	13-15	17-12	11-14	17-12	12-16	0- 1
1990	—	7-12	21- 7	7-21	15-14	9-19	13-14	2- 1
1991	—	9-11	14-14	22- 6	16-10	17-12	15-10	2- 4
1992	—	9-12	18- 8	18-11	16-11	12-17	14-12	3- 1
1993	—	8-14	12-13	12-15	11-16	13-17	14-14	1- 2
1994	—	9-16	16- 8	15-12	7-20	6- 4	—	—
1995	—	2- 3	8-20	7-19	13-14	12-16	14-15	0- 1
1996	—	13-12	10-16	15-13	13-14	16-14	11-15	—
1997	—	11-15	12-16	12-13	13-14	8-20	12-16	—
1998	—	11-16	13-13	14-14	13-13	9-20	10-16	—
1999	—	9-14	9-18	11-15	15-11	12-16	7-21	0- 2
2000	—	11-15	13-14	12-16	12-15	11-14	10-18	0- 1
2001	—	18- 6	16-11	14-14	12-15	11-18	10-11	4- 2
2002	—	16-11	15-13	15-12	19- 7	15-14	14-10	—
2003	—	11-14	19- 9	12-15	10-16	18-11	19- 7	—
2004	—	15- 7	12-16	14-12	17-10	15-13	17-11	2- 1
2005	—	15- 8	14-13	13-13	12-16	16-13	11-16	2- 0
2006	—	9-15	15-13	19- 7	18- 8	16-12	18-11	1- 0
2007	—	14-11	13-14	15-12	13-14	13-16	11-16	—
2008	—	12-14	15-13	17-11	15-10	17-12	11-15	—
2009	—	11-11	14-16	15-12	12-12	14-14	16-11	5- 0
2010	—	15- 8	16-12	12-15	15-11	18-10	17-10	1- 2
Won	2	498	688	674	700	710	687	50
Lost	0	514	667	696	659	731	641	44
Pct.	1.000	.492	.508	.492	.515	.493	.517	.532

TWINS' 200-PLUS HITS IN A SEASON

Player	Year	Hits	Player	Year	Hits
Tony Oliva	1964	217	Kirby Puckett	1986	223
Tony Oliva	1970	204	Kirby Puckett	1987	207
Cesar Tovar	1971	204	Kirby Puckett	1988	234
Rod Carew	1973	203	Kirby Puckett	1989	215
Rod Carew	1974	218	Kirby Puckett	1992	210
Rod Carew	1976	200	Paul Molitor	1996	225
Rod Carew	1977	239			

Did you know?

...that Kirby Puckett became the ninth player in Major League history to go 4-4 in his first big league 9-inning game, May 8, 1984, at California.

TWINS' 4-OR-MORE-HIT GAMES

Player:	No.	Player:	No.	Player:	No.	Player:	No.
Puckett.....	47	Pierzynski.....	6	Castillo, L.....	3	Cole.....	1
Carew.....	42	Power.....	6	Ford, D.....	3	David.....	1
Oliva.....	28	Young.....	6	Hall, J.....	3	Dwyer.....	1
Mauer.....	18	Brye.....	5	Kielty.....	3	Engle.....	1
Knoblauch.....	15	Cardenas.....	5	Meares.....	3	Ferrer.....	1
Hirbek.....	13	Hocking.....	5	Myers.....	3	Gardner.....	1
Versalles.....	13	Kubel.....	5	Powell, H.....	3	Gates.....	1
Gaetti.....	11	Munoz.....	5	Roseboro.....	3	Herr.....	1
Guzman.....	11	Punto.....	5	Teufel.....	3	Johnson, R.....	1
Lawton.....	11	Rivas.....	5	Wilfong.....	3	Jorgensen.....	1
Hisle.....	10	Stewart.....	5	Winfield.....	3	Kelly, R.....	1
Killebrew.....	10	Thompson.....	5	Adams, G.....	2	Lemon.....	1
Koskie.....	10	Allison.....	4	Brede.....	2	Lis.....	1
Span.....	10	Bartlett.....	4	Colbrunn.....	2	Lombardozi.....	1
Cuddyer.....	9	Becker.....	4	Holt.....	2	Mackanin.....	1
Hatcher.....	9	Braun.....	4	Jackson, R.....	2	Manrique.....	1
Molitor.....	9	Buchanan.....	4	Laudner.....	2	Masteller.....	1
Morneau.....	9	Cubbage.....	4	Mitterwald.....	2	McCarty.....	1
Rollins.....	9	Davis, C.....	4	Ortiz.....	2	Merullo.....	1
Mack.....	8	Ford, L.....	4	Redmond.....	2	Mincher.....	1
Ward, G.....	8	Gagne.....	4	Soderholm.....	2	Mohr.....	1
Bostock.....	7	Gomez.....	4	Steinbach.....	2	Morales, Jose M.....	1
Castino.....	7	Green.....	4	Tyner.....	2	Morales, Jose G.....	1
Darwin.....	7	Larkin.....	4	Valencia.....	2	Moses.....	1
Gladden.....	7	Mientkiewicz.....	4	White, R.....	2	Norwood.....	1
Harper.....	7	Nixon.....	4	Allen.....	1	Pagliarulo.....	1
Hunter.....	7	Terrell.....	4	Aleya.....	1	Ramos.....	1
Reese.....	7	Uhlaender.....	4	Beane.....	1	Randall.....	1
Smalley.....	7	Walker.....	4	Blanco.....	1	Reboullet.....	1
Tovar.....	7	Washington.....	4	Bush.....	1	Rivera.....	1
Coomer.....	6	Wynegar.....	4	Canizaro.....	1	Ryan, M.....	1
Cordova.....	6	Allen.....	3	Casilla.....	1	Stahoviak.....	1
Jones, J.....	6	D. Brown.....	3	Chiles.....	1	Sofield.....	1
Landreaux.....	6	Brunansky.....	3	Cirillo.....	1	Vega.....	1

Team By The Season

1961.....	12	1974.....	21	1987.....	10	2000.....	15
1962.....	7	1975.....	11	1988.....	20	2001.....	18
1963.....	12	1976.....	11	1989.....	13	2002.....	13
1964.....	17	1977.....	19	1990.....	9	2003.....	14
1965.....	7	1978.....	13	1991.....	9	2004.....	9
1966.....	5	1979.....	11	1992.....	15	2005.....	15
1967.....	7	1980.....	18	1993.....	15	2006.....	20
1968.....	7	1981.....	2	1994.....	7	2007.....	10
1969.....	17	1982.....	11	1995.....	11	2008.....	12
1970.....	14	1983.....	12	1996.....	20	2009.....	20
1971.....	7	1984.....	17	1997.....	19	2010.....	14
1972.....	13	1985.....	9	1998.....	13	Total.....	647
1973.....	18	1986.....	18	1999.....	10		

TWINS' 'PURE' STEALS OF HOME

Date	Player	Inn	Pitcher	Opponent	Made Score	Final
7/19/62	Power	5th	Dailey	Cleveland	6-0	8-0
8/3/66	Uhlaender	8th	Stigman	Boston	7-2	7-2
5/10/68	Roseboro	4th	Clark	at California	4-0	6-5
4/9/69	Carew	5th	Nelson	at Kansas City	3-2	3-4
4/19/69	Carew	7th	Wilhelm	California	5-5	6-5
5/18/69	Carew	3rd	Lolich	Detroit	2-2	2-8
5/14/75	Carew	1st	Perry	Cleveland	1-0	3-0
5/17/76	Carew	1st	Norris	Oakland	1-0	5-4
4/8/88	Gladden	7th	Wells	Toronto	5-2	6-3
9/25/88	Gladden	7th	Petry	at California	3-2	6-2
9/27/97	Becker	5th	Juden	at Cleveland	2-0	6-4

1961 - TWINS' DAILY LOG - 2010

MARCH	W- L
31.....	2- 0
Totals.....	2- 0

APRIL	W- L
1.....	3- 2
2.....	3- 3
3.....	6- 4
4.....	3- 7
5.....	11- 8
6.....	13-13
7.....	15-10
8.....	15-12
9.....	15-21
10.....	20-18
11.....	*19-19
12.....	21-16
13.....	13-25
14.....	24-17
15.....	15-25
16.....	21-18
17.....	18-23
18.....	21-23
19.....	19-20
20.....	20-20
21.....	24-16
22.....	23-21
23.....	13-22
24.....	18-24
25.....	25-20
26.....	21-20
27.....	24-18
28.....	15-28
29.....	*18-22
30.....	23-18
Totals.....	498-514

MAY	W- L
1.....	24-17
2.....	21-18
3.....	19-24
4.....	23-21
5.....	21-19
6.....	21-22
7.....	24-19
8.....	24-21
9.....	24-18
10.....	20-21
11.....	13-26
12.....	27-15
13.....	22-19
14.....	22-24
15.....	23-23
16.....	19-25
17.....	24-21
18.....	23-18
19.....	26-24
20.....	19-27
21.....	19-28
22.....	21-23
23.....	17-23
24.....	20-21
25.....	26-21
26.....	25-19
27.....	24-21
28.....	26-19
29.....	22-21
30.....	25-24
31.....	24-25
Totals.....	688-667

JUNE	W- L
1.....	19-24
2.....	18-28
3.....	19-24
4.....	21-24
5.....	17-27
6.....	27-17
7.....	25-20
8.....	24-23
9.....	17-28
10.....	24-23
11.....	20-22
12.....	22-21
13.....	21-24
14.....	29-17
15.....	21-24
16.....	26-20
17.....	20-28
18.....	22-21
19.....	22-21
20.....	21-26
21.....	*15-30
22.....	*21-26
23.....	25-21
24.....	31-22
25.....	19-26
26.....	33-14
27.....	23-28
28.....	27-20
29.....	20-27
30.....	27-18
Totals.....	674-696



JULY	W- L
1.....	27-20
2.....	27-23
3.....	26-23
4.....	27-29
5.....	29-19
6.....	21-22
7.....	16-32
8.....	17-23
9.....	17-21
10.....	18-15
11.....	21-15
12.....	14-16
13.....	19-14
14.....	15-19
15.....	22-18
16.....	16-26
17.....	22-24
18.....	22-26
19.....	27-24
20.....	22-22
21.....	32-17
22.....	22-22
23.....	21-26
24.....	25-20
25.....	*28-16
26.....	26-21
27.....	27-19
28.....	29-20
29.....	19-25
30.....	24-21
31.....	22-21
Totals.....	700-659

AUGUST	W- L
1.....	24-24
2.....	19-29
3.....	29-17
4.....	24-27
5.....	21-29
6.....	23-25
7.....	23-28
8.....	28-20
9.....	19-23
10.....	21-24
11.....	20-26
12.....	25-23
13.....	23-24
14.....	22-25
15.....	30-21
16.....	22-19
17.....	22-23
18.....	23-24
19.....	26-24
20.....	19-29
21.....	20-20
22.....	*20-23
23.....	21-29
24.....	25-21
25.....	23-21
26.....	21-25
27.....	26-22
28.....	20-22
29.....	25-24
30.....	17-24
31.....	29-16
Totals.....	710-731

SEPTEMBER	W- L
1.....	26-21
2.....	26-21
3.....	26-22
4.....	21-26
5.....	*21-23
6.....	21-25
7.....	28-17
8.....	20-24
9.....	26-19
10.....	26-21
11.....	27-19
12.....	15-29
13.....	22-21
14.....	24-22
15.....	25-22
16.....	29-14
17.....	23-21
18.....	23-25
19.....	22-21
20.....	26-16
21.....	23-25
22.....	28-15
23.....	25-13
24.....	22-16
25.....	25-23
26.....	17-22
27.....	17-27
28.....	19-25
29.....	17-24
30.....	17-21
Totals.....	687-641

OCTOBER	W- L
1.....	14-14
2.....	16-11
3.....	*8-10
4.....	5- 6
5.....	3- 2
6.....	3- 1
7.....	1- 0
Totals.....	50-44

TWINS' HOME & ROAD RECORDS

Year	HOME				ROAD			
	Won	Lost	Tied	Pct.	Won	Lost	Tied	Pct.
1961	36	44	1	.450	34	46	0	.425
1962	45	36	1	.556	46	35	0	.568
1963	48	33	0	.593	43	37	0	.538
1964	40	41	1	.494	39	42	0	.481
1965	51	30	0	.630	51	30	0	.630
1966	49	32	0	.605	40	41	0	.494
1967	52	29	0	.642	39	42	2	.481
1968	41	40	0	.506	38	43	0	.469
1969	57	24	0	.704	40	41	0	.494
1970	51	30	0	.630	47	34	0	.580
1971	37	42	0	.468	37	44	0	.457
1972	42	32	0	.568	35	45	0	.438
1973	37	44	0	.457	44	37	0	.543
1974	48	33	1	.593	34	47	0	.420
1975	39	43	0	.476	37	40	0	.481
1976	44	37	0	.543	41	40	0	.506
1977	48	32	0	.600	36	45	0	.444
1978	38	43	0	.469	35	46	0	.432
1979	39	42	0	.481	43	38	0	.531
1980	44	36	0	.550	33	48	0	.407
1981	24	36	1	.400	17	32	0	.347
1982	37	44	0	.457	23	58	0	.284
1983	37	44	0	.457	33	48	0	.407
1984	47	34	0	.580	34	47	0	.420
1985	49	35	0	.583	28	50	0	.359
1986	43	38	0	.531	28	53	0	.346
1987	56	25	0	.691	29	52	0	.358
1988	47	34	0	.580	44	37	0	.543
1989	45	36	0	.556	35	46	0	.432
1990	41	40	0	.506	33	48	0	.407
1991	51	30	0	.630	44	37	0	.543
1992	48	33	0	.593	42	39	0	.519
1993	36	45	0	.444	35	46	0	.432
1994	32	27	0	.542	21	33	0	.389
1995	29	43	0	.403	27	45	0	.375
1996	39	43	0	.476	39	41	0	.488
1997	35	46	0	.432	33	48	0	.407
1998	35	46	0	.432	35	46	0	.432
1999	31	50	0	.383	32	47	1	.405
2000	36	45	0	.444	33	48	0	.407
2001	47	34	0	.580	38	43	0	.469
2002	54	27	0	.667	40	40	0	.500
2003	48	33	0	.593	42	39	0	.519
2004	49	32	0	.605	43	38	0	.531
2005	45	36	0	.556	38	43	0	.469
2006	54	27	0	.667	42	39	0	.519
2007	41	40	0	.506	38	43	0	.469
2008	53	28	0	.654	35	47	0	.427
2009	49	33	0	.598	38	43	0	.469
2010	53	28	0	.654	41	40	0	.506
Totals	2,177	1,815	5	.545	1,832	2,137	3	.461

HISTORY & RECORDS

TRIPLE PLAYS

TWINS				
Date	Inn	Club	Players	Batter
Aug. 18, 1966	2nd	Cal	Rollins-Tovar-Killebrew	Malzone
Sept. 10, 1968	5th	Cle	Rollins-Carew-Allison	Horton
July 25, 1976	1st	at Chi	Borgmann-Gomez	Stein
May 29, 1982	2nd	NY	Butera-Gaetti-Hrbek-Felton	Smalley
Aug. 8, 1983	4th	at Cal	Gaetti-Castino-Hrbek	Ro. Jackson
July 19, 1984	2nd	at NY	Gaetti-Teufel-Hrbek	Cerone
Apr. 5, 1988	8th	at NY	Gaetti-Lombardozi-Hrbek	Santana
Aug. 8, 1988	4th	Cle	Gladden-Lombardozi-Larkin	Carter
July 17, 1990*	4th	at Bos	Gaetti-Newman-Hrbek	Brunansky
	8th		Gaetti-Newman-Hrbek	Reed
May 27, 2006	8th	Sea	Castillo-Morneau-Batista	Johjima

OPPONENTS

Date	Inn	Club	Players	Batter
June 3, 1968	8th	at NY	Womack-Cox-Mantle	Roseboro
June 27, 1972	4th	Cal	Spencer-McMullen-Alomar-Cardenas	J.Nettles
June 7, 1976	5th	at Cle	Thomas-Duffy-Howard	Wynegar
July 23, 1977	6th	Cal	Mulliniks-Remy-Solaita	Bostock
Sept. 8, 1996	6th	Cal	Howell-Hudler-Snow	Coomer
May 14, 2006	6th	CWS	Konerko-Iguchi-Uribe	Castillo
August 27, 2007	7th	at Cle	Blake-Cabrera-Martinez	Redmond

* - No other team has ever turned two triple plays in a game

INSIDE-THE-PARK HOME RUNS

TWINS

No.	Player	Date	Pitcher	Inn	On	Opp
1	Killebrew	7- 4-61	McLish	8	2	Chi
2	Versalles	4-27-62	Donovan	9	0	at Cle
3	Hall, J.	9-22-63	Heffner	1	1	at Bos
4	Power	9-28-63	Ford	1	0	at NY
5	Oliva	7- 4-64	Bouton	5	0	at NY
6	Rollins	8- 4-64	Monbouquette	2	1	Bos
7	Oliva	9- 4-64	Gray	8	1	Bos
8	Versalles	4-22-65	Ramos	9	0	at NY
9	Hall, J.	6- 4-65	Kopitzl	4	0	Wash
10	Rollins	6-18-65	Stafford	4	0	at NY
11	Oliva	6- 4-66	Kelley	1	0	Cle
12	Uhlhaender	5- 8-67	Ortega	2	1	Wash
13	Carew	5-13-69	Cuellar	8	0	Bal
14	Nettles, J.	7-22-71	Peterson	7	1	at NY
15	Soderholm*	10- 4-72	Frailing	6	0	Chi
16	Thompson	6-24-74	Clyde	4	1	at Tex
17	Ford	6-17-75	Blue	4	0	Oak
18	Brye*	9- 7-75	Osteen	7	0	at Chi
19	Landreaux	5- 8-79	Moore	0	0	Tor
20	Castino	5-15-79	Lyle	7	0	Tex
21	Sofield	7-11-80	Abbott	7	0	at Sea
22	Cabbage	8-20-80	Todd	6	1	Tor
23	Brunansky	5-28-82	Guidry	4	0	NY
24	Brunansky	7-19-82	Augustine	3	3	Mil
25	Ward	9-10-82	Gura	7	2	at KC
26	Hrbek	9-30-82	Leal	1	1	at Tor
27	Brunansky	9-25-83	Creel	6	0	at KC
28	Bush	6-23-84	Seaver	6	0	Chi
29	Teufel	6-24-84	Dotson	9	2	Chi
30	Hrbek	9-11-84	Leibrandt	7	1	KC
31	Engle	7- 3-85	Heaton	6	0	Cle
32	Washington	7- 3-86	Boddicker	6	2	Bal
33	Gagne	10- 4-86	Bannister	2	0	Chi
34	Gagne	10- 4-86	Bannister	4	2	Chi
35	Gaetti	5-31-87	Robinson	2	0	at Det
36	Gagne	9-24-87	Hough	6	1	Tex
37	Lombardozi	7- 8-88	Wegman	6	1	Mil
38	Lombardozi	9-28-88	Burns	8	0	Oak
39	Larkin	5-26-90	Boddicker	6	0	Bos
40	Pagliarulo	5-19-91	Petry	3	0	at Det
41	Mack	5-17-94	Key	4	0	NY
42	Becker	4-26-97	Witt	6	0	Tex
43	Meares	5-25-97	Prieto	3	0	Oak
44	Kelly	8- 8-97	Gooden	1	1	NY
45	Walker	9- 5-99	Rupe	4	0	at T.B.
46	Moeller	7-29-00	Mendoza	8	2	NY
47	Hunter	7-26-01	Guthrie	6	0	at Oak
48	Mauer	7-21-07	Shields	8	2	LAA

OPPONENTS

No.	Player	Date	Pitcher	Inn	On	Opp
1	Geiger	8- 8-61	Pascual	3	3	at Bos
2	Fox	9- 6-61	Ramos	2	0	Chi
3	Howser	4-12-62	Lee	4	2	at KC
4	Howser	6-16-62	Stange	5	0	at KC
5	Landis	4-21-63	Lasher	6	0	at Chi
6	Repoz	7- 9-65	Boswell	5	0	NY
7	Scott	7-29-67	Perry	2	1	at Bos
8	Alomar	6-23-69	Woodson	1	0	at Cal
9	Blair	8- 8-69	Miller	1	0	at Bal
10	Allen	7-31-72	Blyleven	1	2	Chi
11	Allen	7-31-72	Blyleven	5	1	Chi
12	May	6-11-73	Kaat	3	1	Mil
13	LeFlore	5-27-75	Blyleven	5	0	at Det
14	Patek	8- 7-75	Albury	1	0	at KC
15	Brett	10- 3-76	Hughes	9	0	at KC
16	Cerone	5- 4-80	Verhoeven	5	2	NY
17	Stapleton	5- 3-82	Felton	1	1	at Bos
18	Wathan	9-23-83	Pettibone	7	0	at KC
19	Wilson	6- 1-84	Smithson	3	2	KC
20	Whitaker	7-13-84	Lysander	11	1	Det
21	Pasqua	7-12-86	Anderson	7	0	NY
22	Tartabull	10- 3-87	Blyleven	2	0	at KC
23	Tartabull	5-25-88	Blyleven	6	0	at KC
24	Carter	7-18-89	Viola	6	0	Cle
25	Espinoza	7-21-90	Guthrie	8	0	NY
26	Jose	7-29-90	West	2	0	Oak
27	Karkovice	8-30-90	West	4	3	Chi
28	White, D.	6- 1-92	Willis	10	0	Tor
29	Erstad	9- 6-96	Radke	9	0	Cal
30	Beltran	8- 4-02	Loise	1	0	KC
31	Fielder	6-17-07	Nathan	9	0	Mil
32	Teahen	5-27-08	Nathan	9	2	at KC
33	DeJesus	4-23-10	Pavano	6	0	at KC
34	Bautista	7- 7-10	Sloney	5	1	at Tor

(* — Denotes pinch-hitter.)

TWINS' 2-HOMER GAMES

Player	No.	Player	No.	Player	No.	Player	No.
Killebrew	35	Davis, C.	4	Power	2	Holt	1
Oliva	18	Mauer	4	Prince	2	Jackson, R.	1
Hrbek	16	Ford	4	Rollins	2	Kielty	1
Allison	15	Laudner	4	Salas	2	Larkin	1
Gaetti	13	LeCroy	4	Steinbach	2	Lemon	1
Puckett	13	Lawton	3	Teufel	2	Lombardozi	1
Morneau	12	Carew	3	Theme	2	Molitor	1
Brunansky	11	Gagne	3	Tovar	2	Monroe	1
Mincher	9	Soderholm	3	Winfield	2	Morales	1
Hall, J.	8	Versalles	3	Young	2	Myers	1
Hunter	8	Allen	3	Adams, G.	1	Nettles, G.	1
Jones, J.	8	Aliea	2	Becker	1	Norwood	1
Koskie	8	Batley	2	Bianco	1	Pagliarulo	1
Coomer	7	Castillo, C.	2	Braun	1	Pierzynski	1
Darwin	6	Hisle	2	Brito	1	Renick	1
Kubel	6	Knoblauch	2	Brye	1	Roof	1
Cuddyer	5	Kusick	2	Crede	1	Valencia	1
Munoz	5	Mack	2	Dobbek	1	Ward, G.	1
Reese	5	Meares	2	Edwards	1	White, R.	1
Smalley	5	Mientkiewicz	2	Gladden	1	Wolfe	1
Bush	4	Mitterwald	2	Goryl	1	Wynegar	1
Cordova	4	Ortiz	2	Green	1	Total	333

TWINS' GRAND SLAMS

#	Player	Date	Inn.	Opp	Pitcher						
1	Allison	4-16-61	1st	at Bal	Estrada	68	Morales	6-19-80	3rd	Det	Schatzeder
2	Dobbek	5-19-61	3rd	KC	Rakow	69	Wilfong	9-17-80	7th	at Mil	Mitchell
3	Allison	6-27-61	6th	Bos	Connelly	70	Smalley	4-18-81	3rd	at Bal	Travers
4	Killebrew	7-1-61	9th	at KC	Kunkel	71	Ward	5-10-82	4th	at Bos	Torrez
5	Allison	7-3-61	7th	Chi	Low	72	Hrbek	6-10-82	5th	KC	Armstrong
6	Bequer*	7-4-61	9th	Chi	Hacker	73	Brunansky+	7-19-82	3rd	Mil	Augustine
7	Lepcio	7-13-61	1st	at Cle	Grant	74	Gaetti	7-26-82	1st	at Sea	Bannister
8	Tuttle	8-13-61	4th	Det	Regan	75	Gaetti	9-19-82	5th	KC	Armstrong
9	Mincher	4-28-62	7th	at Cle	Funk	76	Brunansky	9-1-83	7th	at Bos	Aponte
10	Mincher	5-3-62	1st	Bal	Pappas	77	Hrbek	4-16-84	6th	Cal	Curtis
11	Power	5-13-62	7th	KC	Pfister	78	Bush	7-28-84	5th	Cal	Slaton
12	Allison	7-18-62	1st	Cle	Latman	79	Gaetti	5-8-85	1st	NY	Cowley
13	Killebrew	7-18-62	1st	Cle	Perry	80	Bush	5-12-85	1st	at Bal	Dixon
14	Power	9-19-62	6th	Det	Humphreys	81	Hrbek	7-18-85	7th	NY	Fisher
15	Killebrew	5-24-63	5th	Chi	Herbert	82	Hrbek	7-22-85	2nd	Bal	Davis
16	Power	5-29-63	5th	Wash	Coates	83	Hrbek	8-15-85	5th	Sea	Long
17	Mincher	7-14-63	1st	Cle	Latman	84	Gaetti	7-5-86	1st	Bal	Flanagan
18	Killebrew	9-11-63	8th	Cle	Bell	85	Lombardozi	10-3-86	4th	Chi	Dotson
19	Batley	5-1-64	6th	at KC	Drabowsky	86	Brunansky	5-20-87	6th	at Cle	Candiotti
20	Oliva	5-7-64	6th	LA	Spring	87	Laudner	6-14-87	2nd	at Chi	DeLeon
21	Killebrew	5-17-64	4th	at Bos	Wilson	88	Gaetti	5-22-88	9th	at Chi	Williams
22	Rollins	7-19-64	7th	LA	D. Lee	89	Gagne	6-3-88	2nd	Oak	Stewart
23	Mincher	8-23-64	8th	at Det	Gladding	90	Dwyer*	9-15-88	6th	Chi	Pall
24	Pascual	4-27-65	1st	at Cle	Williams	91	Castillo	4-11-89	8th	at Det	Hernandez
25	Versalles	9-30-65	5th	at Bal	Pappas	92	Gladden	5-31-89	6th	at KC	Gordon
26	Hall, J.	8-2-66	9th	Bos	McMahon	93	Dwyer	6-10-89	8th	Chi	Thigpen
27	Rollins	8-23-66	3rd	at Was	Richert	94	Hrbek	9-12-89	7th	Chi	Ward
28	Killebrew	9-3-66	7th	NY	Womack	95	Harper	5-5-90	8th	at Mil	Plesac
29	Mincher	9-23-66	1st	Det	McLain	96	Gaetti	9-23-90	1st	Tex	Hough
30	Rollins	6-12-67	3rd	Det	Marshall	97	Munoz	6-12-91	1st	NY	Johnson
31	Killebrew	4-29-69	3rd	KC	Nelson	98	Mack	6-14-91	5th	at Cle	Nichols
32	Reese*	8-3-69	7th	Bal	McNally	99	Hrbek	7-31-91	2nd	at NY	Sanderson
33	Tovar	9-4-69	10th	at Oak	Krausse	100	Mack	9-2-91	8th	Cle	Olin
34	Killebrew	9-7-69	2nd	at Oak	Blue	101	Mack	5-24-92	4th	at Det	Tanana
35	Alaya	4-15-70	6th	at Cal	Messersmith	102	Puckett	5-29-92	4th	Det	Lancaster
36	Renick	4-18-70	4th	at Oak	Downing	103	Puckett	6-3-92	3rd	Tor	Guzman
37	Reese*	6-7-70	6th	at Was	Bosman	104	Harper	8-1-92	8th	Mil	Henry
38	Renick*	6-30-70	6th	KC	Johnson	105	Puckett	8-14-92	3rd	at Sea	Fisher
39	Alaya	9-7-70	1st	Mil	Krausse	106	Hrbek	4-21-93	5th	Mil	Lloyd
40	Cardenas	9-15-70	2nd	Cal	Bradley	107	Winfield	4-23-93	3rd	Det	Moore
41	Nettles, J.	7-20-71	6th	at NY	Bahnen	108	Puckett	6-12-93	3rd	Oak	B. Witt
42	Killebrew	9-3-71	6th	Oak	Grant	109	Puckett	9-11-93	5th	at Mil	Pavlik
43	Killebrew	5-28-72	3rd	Tex	Gogolewski	110	Walbeck	5-4-94	6th	at Mil	Orosco
44	Soderholm	6-26-72	7th	Cal	Fisher	111	Mack	7-8-94	1st	Cle	Grimsley
45	Reese*	7-9-72	7th	NY	McDaniel	112	Puckett	8-10-94	2nd	Bos	Bankhead
46	Darwin	7-10-72	1st	Mil	Stephenson	113	Puckett	6-16-95	6th	at Sea	Johnson
47	Walton*	4-17-73	7th	Cal	Barber	114	Merullo	8-5-95	7th	KC	Brewer
48	Darwin	6-29-73	8th	at Cal	Ryan	115	Knoblauch	6-5-96	4th	Cal	Eichhorn
49	Oliva	8-17-73	2nd	at Cle	Bosman	116	Lawton	6-30-96	3rd	at KC	Gubicza
50	Darwin	4-14-74	7th	KC	Bird	117	Molitor	4-3-97	2nd	Det	Blair
51	Soderholm	6-14-74	3rd	at Cle	Sanders	118	Jackson	5-16-97	4th	Bos	Borland
52	Hisle	8-24-74	2nd	at Bal	Garland	119	Colbrunn*	8-4-97	5th	Tor	Daal
53	Roof	9-8-74	6th	at KC	Mingori	120	Miller	9-22-97	2nd	Mil	D'Amico
54	Oliva*	6-29-75	6th	at Tex	Umbarger	121	Cooper	4-25-98	9th	at Sea	Slocumb
55	Carew	6-26-76	2nd	at Oak	Mitchell	122	Lawton	5-9-98	6th	NY	Pettitte
56	Carew	7-4-76	8th	Cal	Monge	123	Gates	6-21-98	4th	at Chi	Bere
57	Cubbage	7-7-76	8th	at Mil	Castro	124	Lawton*	4-17-99	8th	at Cle	Spradlin
58	Wynegar	7-30-76	5th	Oak	Bosman	125	Hunter	4-26-99	4th	Bos	Wakefield
59	Carew*	9-9-76	7th	at Tex	Hargan	126	Hocking	6-4-99	2nd	Hou	Hampton
60	Hisle	4-24-77	4th	at Tex	Briles	127	Koskie	7-24-99	5th	Sea	Rodriguez
61	Hisle	5-25-77	7th	at Bos	Murphy	128	Canizaro	8-25-00	4th	Det	Blair
62	Adams, G.	6-26-77	2nd	Chi	Stone	129	Ortiz	9-7-00	1st	at Bos	R. Martinez
63	Cubbage	8-5-77	4th	Cle	Dobson	130	Hunter	6-8-01	5th	Pit	Oliveras
64	Carew	8-12-77	3rd	at Det	Crawford	131	Guzman	6-24-01	7th	at Det	Bartowski
65	Smalley*	6-25-78	4th	at Chi	Willoughby						
66	Cubbage	8-8-78	6th	Sea	Parrott						
67	Edwards	7-15-79	3rd	at Tor	Clancy						

TWINS' GRAND SLAMS

132	Jones	7-12-01	2nd	at Mil	Haynes
133	Koskie	9- 8-01	4th	at Ana	Rapp
134	Jones	5-28-02	2nd	at Tex	Park
135	Hunter	7- 5-02	7th	at Sea	Nelson
136	Cuddyer	8- 1-02	3rd	Chi	Wright
137	Pierzynski	5- 7-03	5th	at TB	Kennedy
138	Pierzynski	6-12-03	1st	Col	Oliver
139	LeCroy*	5-19-04	9th	at Tor	Adams
140	Punto	7-22-04	7th	TB	Colome
141	Hunter	6- 1-05	3rd	Cle	Lee
142	Morneau	9-30-05	8th	Det	Walker
143	Hunter	4- 5-06	8th	at Tor	Frasor
144	Batista	5-19-06	8th	at Mil	Capellan
145	Cuddyer	6- 7-06	8th	at Sea	Soriano
146	Cuddyer	6-10-06	7th	Bal	Halama
147	Kubel	6-13-06	12th	Bos	Tavarez
148	Morneau	6-14-06	6th	Bos	Delcarmen
149	Hunter	6-28-06	1st	LAD	Perez
150	Hunter	4-17-07	5th	at Sea	Weaver
151	Hunter	5-18-07	3rd	at Mil	Capuano
152	Mauer	6-29-07	5th	at Det	Verlander

153	Kubel	7- 6-07	4th	at CWS	Garland
154	Hunter	8-15-07	9th	at Sea	Green
155	Cuddyer	8-22-07	1st	Sea	Batista
156	Kubel	4- 9-08	6th	at CWS	Masset
157	Morneau	4-25-08	3rd	at Tex	Millwood
158	Kubel	5-25-08	8th	at Det	Cruceta
159	Morneau	9- 5-08	5th	Det	Galarraga
160	Kubel	4-19-09	8th	LAA	Bulger
161	Crede	5-13-09	13th	Det	Lyon
162	Mauer	5-21-09	6th	at CWS	Gobbie
163	Morneau	5-24-09	7th	Mil	Stetter
164	Morneau	7-20-09	2nd	at Oak	Gonzalez
165	Young	10- 2-09	1st	KC	DiNardo
166	Kubel	5-16-10	8th	at NYY	Rivera
167	Kubel	7-25-10	3rd	at Bal	Arrieta
168	Valencia	7-26-10	1st	at KC	Greinke
169	Valencia	9-25-10	1st	at Det	Bonderman

(* — Denotes pinch-hitter; + — Denotes inside-the-park)

TWINS' GRAND SLAM INFO

CAREER LEADERS

Player	Grand Slams	Years	Player	Grand Slams	Years
Harmon Killebrew	10	1961-74	Don Mincher	4	1961-66
Torii Hunter	9	1997-2007	Tom Brunansky	3	1982-88
Kent Hrbek	8	1981-94	Mike Cubbage	3	1976-80
Jason Kubel	7	2004-10	Bob Darwin	3	1972-75
Kirby Puckett	7	1984-95	Larry Hisle	3	1973-77
Gary Gaetti	6	1981-90	Matt Lawton	3	1995-01
Justin Morneau	6	2003-10	Tony Oliva	3	1962-76
Bob Allison	4	1961-70	Vic Power	3	1962-64
Rod Carew	4	1967-78	Rich Reese	3	1964-73
Michael Cuddyer	4	2001-10	Rich Rollins	3	1961-68
Shane Mack	4	1990-94			

INDIVIDUAL RECORDS

Grand Slams, Game1, many
Grand Slams, Season3, Allison, 1962, Carew, 1976, Hrbek, 1985, Puckett, 1992, Hunter, 2007
Grand Slams, Career10, Killebrew, 1961-74
Pinch-Hit GS, Season1, 12x, last LeCroy, May 19, 2004 at Tor.
Pinch-Hit GS, Career3, Reese, 1964-73
Inside Park GSBrunansky, July 19, 1982 vs. Mil.

TEAM RECORDS

Grand Slams, Game2, Allison & Killebrew, July 18, 1962 vs. Cle.
Most Grand Slams, Season8, 1961
Fewest Grand Slams, Season1, 5x, last 1983
Pinch-Hit GS, Season2, Reese & Renick, 1970

TWO-HOMER INNING

Michael Cuddyer.....7th inning, August 23, 2009 at Kansas City

Did you know?

...that Rich Rollins, Zoilo Versalles, Tony Oliva, Don Mincher and Harmon Killebrew each homered in the 7th inning, June 9, 1966 vs. Kansas City. The five home runs in an inning is an American League record.

TWINS' 3-OR-MORE HOME RUNS IN AN INNING

Date	Inn	Players	Pitchers	Opp
5-10-61	2	Gardner Versalles Killebrew	Hall Hall Stock	Bal
6-19-62	4	Kaat Power Allison	Zanni Zanni Zanni	at Chi
7-18-62	1	Allison * Battey * Killebrew	Latman Latman Perry	Cle
5- 2-64	11	Oliva + Allison + J. Hall + Killebrew +	Pfister Pfister Pfister Handrahan	at KC
6-14-64	6	Killebrew J. Hall Kaat	Duckworth Duckworth Duckworth	at Wash
6-28-64	7	Versalles Killebrew * Allison *	Fisher Fisher Fisher	Chi
8- 8-64	5	Oliva J. Hall * Allison *	Donovan Donovan Bell	at Cle
6- 9-66	7	Rollins * Versalles * Oliva + Mincher + Killebrew +	Hunter Hunter Lindblad Lindblad Wyatt	KC
5-14-68	1	Carew Oliva Rollins	Hunter Hunter Hunter	Oak
4-15-70	6	Tovar Alyea Cardenas	Messersmith Messersmith Queen	at Cal
7-12-72	5	Renick Darwin * Soderholm *	Brett Brett Brett	Mil
7-15-73	8	Mitterwald + Lis + Holt +	G. Perry G. Perry G. Perry	Cle
5- 8-79	7	Smalley * Kusick * Landraux	Moore Moore Moore	Tor
9-17-80	7	Wilfong G. Adams * R. Jackson *	Mitchell Mitchell LaPoint	at Mil
5-16-82	1	R. Johnson * Brunansky * Castino	Pashnick Pashnick Pashnick	at Det
6- 7-82	8	Washington + Brunansky + Hrbek +	Creel Creel Quisenberry	KC

Date	Inn	Players	Pitchers	Opp
8-19-82	1	Brunansky Ward * Gaetti *	McGregor McGregor Boddicker	Bal
5-16-83	9	Engle * Mitchell * Gaetti Hatcher	Beard Beard Beard Burgmeier	Oak
5-23-83	5	Brunansky * Engle * Ward	G. Davis G. Davis Welchel	at Bal
7-25-83	3	Ward Hrbek Washington	Caldwell Caldwell Gibson	Mil
6- 4-86	7	Brunansky Smalley Reed	Stieb Stieb Acker	at Tor
6-20-86	5	Washington Hrbek * Brunansky *	Oelkers Oelkers Oelkers	Cle
6- 1-87	7	Gladden Gaetti Brunansky	Clemens Clemens Gardner	at Bos
9-27-87	1	Puckett * Gaetti * Hrbek	Leibrandt Leibrandt Leibrandt	KC
7-31-91	2	Davis Mack Hrbek	Sanderson Sanderson Sanderson	at NY
5- 2-92	5	Mack Puckett * Hrbek * Bush	Sanderson Sanderson Sanderson Sanderson	at NY
4- 9-00	6	Coomer + Jones + LeCroy +	Rigby Rigby Rigby	at KC
7-12-01	3	Mientkiewicz+ Koskie+ Hunter+	Haynes Haynes Haynes	at Mil
8-19-02	1	Jones* Guzman* Ortiz	Glover Glover Glover	at Chi
5- 8-09	5	Mauer* Morneau* Buscher	Jakubauskas Jakubauskas Batista	Sea
8-10-10	2	Thome Hardy Mauer	Garcia Garcia Garcia	at Chi

(* — Back-to-back, + — Consecutive)

HISTORY & RECORDS

POSITION PLAYERS WHO HAVE PITCHED

PLAYER	DATE	OPP	IP	R	ER	PLAYER	DATE	OPP	IP	R	ER
Julio Becquer	9-10-61	at KC	1.1	3	3	John Moses	6-24-89	at Bos	1.0	0	0
Cesar Tovar *	9-22-68	Oak	1.0	0	0	John Moses	5-19-90	at Bos	1.0	1	1
Dan Gladden	6-27-88	at Cal	1.0	0	0	John Moses	7-31-90	Cal	1.0	2	2
Dan Gladden	5- 7-89	at Cle	1.0	1	1	* - started game					

Did you know?

...that the longest home run ever hit by a Twin was estimated at 520 feet. Harmon Killebrew crushed the three-run blast off California righty Lou Burdette, which landed in the sixth row of the upper deck at Metropolitan Stadium on June 3, 1967. The ball cracked the seat, which was later painted orange to commemorate the event.

HOME RUN TABLE

Year	TWINS			Inside Park		OPPONENTS			Inside Park	
	Total	H	R	H	R	Total	H	R	H	R
1961	167	89	78	1	0	163	89	74	1	1
1962	185	96	89	0	1	166	96	70	0	2
1963	225	112	113	0	2	162	99	63	0	1
1964	221	115	106	2	1	181	88	93	0	0
1965	150	67	83	1	2	166	89	77	1	0
1966	144	96	48	1	0	139	83	56	0	0
1967	131	70	61	1	0	115	63	52	0	1
1968	105	49	56	0	0	92	51	41	0	0
1969	163	79	84	1	0	119	61	58	0	2
1970	153	66	87	0	0	130	53	77	0	0
1971	116	57	59	0	1	139	71	68	0	0
1972	93	52	41	1	0	105	54	51	2	0
1973	120	56	64	0	0	115	60	55	1	0
1974	111	60	51	0	1	115	55	60	0	0
1975	121	75	46	1	1	137	88	49	0	2
1976	81	34	47	0	0	89	52	37	0	1
1977	123	61	62	0	0	151	79	72	0	0
1978	82	44	38	0	0	102	39	63	0	0
1979	112	67	45	2	0	128	61	67	0	0
1980	99	51	48	1	1	120	64	56	1	0
1981	47	25	22	0	0	79	47	32	0	0
1982	148	81	67	2	2	208	110	98	0	1
1983	141	56	85	0	1	163	91	72	0	1
1984	114	63	51	3	0	159	77	82	2	0
1985	141	71	70	1	0	164	83	81	0	0
1986	196	116	80	3	0	200	107	93	1	0
1987	196	106	90	1	1	210	92	118	0	1
1988	151	76	75	2	0	146	79	67	0	1
1989	117	59	58	0	0	139	69	70	1	0
1990	100	46	54	1	0	134	69	65	3	0
1991	140	62	78	0	1	139	75	64	0	0
1992	104	56	48	0	0	121	56	65	0	1
1993	121	56	65	0	0	148	70	78	0	0
1994	103	48	55	1	0	153	88	65	0	0
1995	120	59	61	0	0	210	120	90	0	0
1996	118	61	57	0	0	233	121	112	1	0
1997	132	59	73	3	0	187	92	95	0	0
1998	115	51	64	0	0	180	93	87	0	0
1999	105	47	58	0	1	208	109	99	0	0
2000	116	54	62	1	0	212	106	106	0	0
2001	164	76	88	0	1	192	89	103	0	0
2002	167	68	99	0	0	184	82	102	1	0
2003	155	76	79	0	0	187	95	92	0	0
2004	191	89	102	0	0	167	83	84	0	0
2005	134	67	67	0	0	169	81	88	0	0
2006	143	69	74	0	0	182	79	103	0	0
2007	118	48	70	1	0	185	82	103	1	0
2008	111	56	55	0	0	183	82	101	0	1
2009	172	96	76	0	0	185	93	92	0	0
2010	142	52	90	0	0	155	64	91	0	2
Totals	6,724	3,348	3,376	31	17	7,816	3,979	3,837	16	18

TWINS' MOST RUNS SCORED IN A GAME

Runs	Date/Opponent	Runs	Date/Opponent	Runs	Date/Opponent
24	4/24/96 at Detroit	17	5/25/65 at Boston	15	5/14/64 vs. Chicago
23	6/4/02 vs. Cleveland		7/24/76 at Chicago		7/2/64 at Boston
21	5/20/94 vs. Boston		7/25/83 vs. Milwaukee		5/15/76 at California
	6/4/94 at Detroit		5/29/92 vs. Detroit		7/10/77 vs. Seattle
20	4/27/80 vs. Oakland		8/10/94 vs. Boston		5/7/78 at Baltimore
	7/6/07 at Chicago	16	9/7/69 at Oakland		9/9/80 vs. Milwaukee
	5/21/09 at Chicago		5/8/79 vs. Toronto		5/22/88 at Texas
19	6/26/77 vs. Chicago		6/30/79 vs. Chicago		5/24/92 at Detroit
	5/20/89 at Texas		5/18/83 vs. Oakland		6/4/92 vs. Texas
	7/26/10 at Kansas City		4/24/90 vs. Detroit		9/19/00 vs. Texas
18	9/5/76 vs. Chicago		5/25/90 vs. Boston		6/12/03 vs. Colorado
	9/10/76 vs. Kansas City		4/3/96 vs. Detroit		5/9/06 at Texas
	4/15/79 at Seattle		4/30/96 vs. Kansas City		7/31/06 vs. Texas
	5/16/03 vs. Chicago		7/15/96 vs. Chicago		5/21/10 vs. Milwaukee
			7/25/96 vs. Boston		
			6/19/03 at Kansas City		
			6/1/04 vs. Tampa Bay		
			5/20/06 at Milwaukee		
			5/13/07 vs. Detroit		

TWINS' ALL-TIME ROSTER

Player:	Seasons:	Player:	Seasons:
A		C	
ABBOTT, Paul, p.....	1990-92	CABRERA, Orlando, ss.....	2009
ABERNATHY, Brent, 2b.....	2005	CALL, Carmen, p.....	2007
ADAMS, Glenn, of.....	1977-81	CAMPBELL, Bill, p.....	1973-76
ADAMS, Mike, of.....	1972-73	CAMPBELL, Kevin, p.....	1994-95
AGOSTO, Juan, p.....	1986	CAMPISI, Sal, p.....	1971
AGUILERA, Rick, p.....	1989-99	CANDELARIA, John, p.....	1990
ALBURY, Vic, p.....	1973-76	CANIZARO, Jay, 2b.....	2000-02
ALDRED, Scott, p.....	1996-97	CAPPS, Matt, p.....	2010—
ALLEN, Bernie, 2b.....	1962-66	CARDENAS, Leo, ss.....	1969-71
ALLEN, Chad, of.....	1999-01	CAREW, Rod, 1b.....	1967-78
*ALLISON, Bob, of.....	1961-70	CARLTON, Steve, p.....	1987-88
ALTOBELLI, Joe, 1b.....	1961	CARRASCO, Hector, p.....	1998-2000, 2001
ALYEA, Brant, of.....	1970-71	CARRITHERS, Don, p.....	1977
ANDERSON, Allan, p.....	1986-91	CASIAN, Larry, p.....	1990-94
ARDOIN, Danny, c.....	2000	CASILLA, Alexi, if.....	2006—
ARRIGO, Gerry, p.....	1961-64	CASTILLO, Bobby, p.....	1982-84
ARROYO, Fernando, p.....	1980-82	CASTILLO, Carmelo, of.....	1989-91
ATHERTON, Keith, p.....	1986-88	CASTILLO, Luis, 2b.....	2006-07
AYALA, Luis, p.....	2009	CASTINO, John, 2b.....	1979-84
		CASTRO, Juan, ss.....	2005-2006
B		CHANCE, Dean, p.....	1967-69
BACKMAN, Wally, 2b.....	1989	CHILES, Rich, of.....	1977-78
BACSIK, Mike, p.....	1979-80	CHRISTENSEN, John, of.....	1988
BAKER, Chuck, ss.....	1981	CIMINO, Pete, p.....	1965-66
BAKER, Doug, ss.....	1988-90	CIRILLO, Jeff, 3b-1b.....	2007
BAKER, Scott, p.....	2005—	CLARK, Howie, if.....	2008
BALDWIN, James, p.....	2003	CLARK, Jerald, of.....	1995
BALFOUR, Grant, p.....	2001, '03-05	CLARK, Ron, 3b.....	1966-69
BANE, Eddie, p.....	1973, '75-76	COLBRUNN, Greg, 1b.....	1997
*BANKS, George, 3b.....	1962-64	COLE, Alex, of.....	1994-95
BANKS, Willie, p.....	1991-93	*COLLUM, Jackie, p.....	1962
BAPTIST, Travis, p.....	1998	COMSTOCK, Keith, p.....	1984
BARNES, John, of.....	2000-01	CONDREY, Clay, p.....	2010
BARBER, Steve, p.....	1970-71	*CONSOLO, Billy, ss.....	1961
BARTLETT, Jason, ss.....	2004-07	COOK, Mike, p.....	1989
BASS, Brian, p.....	2008	COOMER, Ron, 1b-3b.....	1995-2000
BASS, Randy, 1b.....	1977	COOPER, Don, p.....	1981-82
BATISTA, Tony, 3b.....	2006	CORBETT, Doug, p.....	1980-82
*BATTEY, Earl, c.....	1961-67	CORBIN, Ray, p.....	1971-75
BAYLOR, Don, of.....	1987	CORCORAN, Tim, 1b.....	1981
BEANE, Billy, of.....	1986-87	CORDOVA, Marty, of.....	1995-99
BECKER, Rich, of.....	1993-97	CRAIN, Jesse, p.....	2004-10
BEQUWER, Julio, 1b.....	1961, '63	CREDE, Joe, 3b.....	2009
BEDROSIAN, Steve, p.....	1991	CRESSEND, Jack, p.....	2000-02
BEIMEL, Joe, p.....	2004	*CRIDER, Jerry, p.....	1969
BENNETT, Erik, p.....	1996	CUBRAGE, Mike, 3b.....	1976-80
BERENGUER, Juan, p.....	1987-90	CUDDYER, Michael, if/of.....	2001—
BERGMAN, Sean, p.....	2000	CUMMINGS, Midre, of.....	1999-2000
BERTOIA, Reno, 3b.....	1961	CUETO, Bert, p.....	1961
BEST, Karl, p.....	1988		
BETHEA, Bill, 2b.....	1964	D	
BITTIGER, Jeff, p.....	1987	DAILEY, Bill, p.....	1963-64
BLACKBURN, Nick, p.....	2007—	DARWIN, Bob, of.....	1972-75
BLAKE, Casey, 3b.....	2000-02	DAVID, Andre, of.....	1984, '86
BLANCO, Henry, c.....	2004	DAVIDSON, Cleatus, 2b.....	1999
BLOOMFIELD, Bud, 2b.....	1964	DAVIDSON, Mark, of.....	1986-88
BLYLEVEN, Bert, p.....	1970-76, '85-88	DAVIS, Chih, dh.....	1991-92
*BOND, Walter, of.....	1967	DAVIS, Ron, p.....	1982-86
BONIKOWSKI, Joe, p.....	1962	*DECKER, Joe, p.....	1973-76
BONSER, Boof, p.....	2006-09	DELANEY, Rob, p.....	2010
BOOKER, Greg, p.....	1989	DEMPESEY, Rick, c.....	1969-72
BOONE, Bret, 2b.....	2005	DePAULA, Julio, p.....	2007
BORDERS, Pat, c.....	2004	DESHAIES, Jim, p.....	1993, '94
BORGMANN, Glenn, c.....	1972-79	DICKEY, R.A., p.....	2009
BORIS, Paul, p.....	1982	DOBBEK, Dan, of.....	1961
*BOSTOCK, Lyman, of.....	1975-77	DONOHUE, Jim, p.....	1962
BOSWELL, Dave, p.....	1964-70	DOTTER, Gary, p.....	1961, '63-64
BOURQUE, Pat, 1b.....	1974	DRUMMOND, Tim, p.....	1989-90
BOWEN, Rob, c.....	2003-04	DUENSING, Brian, p.....	2009—
BOWERS, Shane, p.....	1997	DUNN, Steve, 1b.....	1994-95
BOWYER, Travis, p.....	2005	DURBIN, J.D., p.....	2004
BRANDON, Darrell, p.....	1969	DURANT, Mike, c.....	1996
BRAUN, Steve, of.....	1971-76	DYVAL, Mike, p.....	2001-02
BREDE, Brent, of.....	1996-97	DWYER, Jim, of.....	1988-89, '90
BRESLOW, Craig, p.....	2008-09	DYER, Mike, p.....	1989
*BRETT, Ken, p.....	1979		
BRIGGS, John, of.....	1975		
BRITO, Bernardo, of.....	1992-93, '95		
BROWN, Darrell, of.....	1983-84		
BROWN, Jarvis, of.....	1991-92		
BROWN, Mark, p.....	1985		
*BRUCKBAUER, Fred, p.....	1961		
BRUETT, J.T., of.....	1992-93		
BRUMMETT, Greg, p.....	1993		
BRUNANSKY, Tom, of.....	1982-88		
BRYE, Steve, of.....	1970-76		
BUCHANAN, Brian, of.....	2000-02		

HISTORY & RECORDS

TWINS' ALL-TIME ROSTER

Player:	Seasons:	Player:	Seasons:
E			
EDENS, Tom, p.....	1991-92	HAWKINS, LaTroy, p.....	1995-03
EDWARDS, Dave, of.....	1978-80	HAYDEL, Hal, p.....	1970-71
EISENREICH, Jim, of.....	1982-84	HEATON, Neal, p.....	1986
ENGLÉ, Dave, c.....	1981-85	HEINTZ, Chris, c.....	2005-07
ERICKSON, Roger, p.....	1978-82	HENN, Sean, p.....	2009
ERICKSON, Scott, p.....	1990-95	HENRY, Ron, c.....	1961, '64
ESPINOZA, Alvaro, ss.....	1984-86	HERNANDEZ, Jackie, ss.....	1967-68
EUFEMIA, Frank, p.....	1985	HERNANDEZ, Livan, p.....	2008
EVERETT, Adam, ss.....	2008	HERR, Tom, 2b.....	1988
EYRE, Willie, p.....	2006	HILL, Donnie, inf.....	1992
F			
FAEDO, Lenny, ss.....	1980-84	*HILL, Herman, of.....	1969-70
FELTON, Terry, p.....	1979-82	HISLE, Larry, of.....	1973-77
FERRER, Sergio, ss.....	1974-75	HOBBS, Jack, p.....	1981
FETTERS, Mike, p.....	2003	HOCKING, Denny, ss.....	1993-03
FIFE, Dan, p.....	1973-74	HODGE, Ed, p.....	1984
FILSON, Pete, p.....	1982-86	HOLLINS, Dave, 3b.....	1996
FIORE, Tony, p.....	2001-03	HOLLY, Jeff, p.....	1977-79
FISCHER, Bill, p.....	1964	HOLT, Jim, of.....	1968-74
FLORES, Randy, p.....	2010	HORSMAN, Vince, p.....	1995
FONTENOT, Ray, p.....	1986	*HOWE, Steve, p.....	1985
FORD, Dan, of.....	1975-78	HRBEK, Kent, 1b.....	1981-94
FORD, Lew, of.....	2003-07	HUBER, Justin, 1b.....	2009
*FORNIELES, Mike, p.....	1963	HUDSON, Orlando, 2b.....	2010
FOSNOW, Jerry, p.....	1964-65	HUGHES, Jim, p.....	1974-77
FOX, Matt, p.....	2010	HUGHES, Luke, if.....	2010—
FRAZIER, George, p.....	1986-87	HUMBER, Philip, p.....	2008-09
FREDERICK, Kevin.....	2002	HUNDELY, Randy, c.....	1974
FUENTES, Brian, p.....	2010	HUNTER, Torii, of.....	1997-2007
FULTZ, Aaron, p.....	2004	HUSKEY, Butch, of.....	2000
FUNDERBURK, Mark, of.....	1981, '85	I	
G			
GABINO, Armando, p.....	2009	INGRAM, Riccardo, of.....	1995
GAETTI, Gary, 3b.....	1981-90	IZQUIERDO, Hank, c.....	1967
GAGNE, Greg, ss.....	1983-92	J	
GARAGOZZO, Keith, p.....	1994	JACKSON, Darrell, p.....	1978-82
GARCES, Rich, p.....	1990, '93	JACKSON, Darrin, of.....	1997
GARDNER, Billy, 2b.....	1961	JACKSON, Mike, p.....	2002
GARZA, Matt, p.....	2006-07	JACKSON, Ron, 1b.....	1979-81
GASSNER, Dave, p.....	2005	JACKSON, Roy Lee, p.....	1986
GATES, Brent, 2b-3b.....	1998-99	*JACOBS, Lamar, of.....	1961
GEHBARD, Bob, p.....	1971-72	JARVIS, Kevin, p.....	1997
*GIEL, Paul, p.....	1961	JENSEN, Marcus, c.....	2000
GLADDEN, Dan, of.....	1987-91	JIMINEZ, Houston, ss.....	1983-84
GOLTZ, Dave, p.....	1972-79	JOHNSON, Adam, p.....	2001, 2003
GOMEZ, Carlos, of.....	2008-09	JOHNSON, Dave, p.....	1977-78
GOMEZ, Chris, if.....	2003	JOHNSON, Randy, of.....	1982
GOMEZ, Luis, ss.....	1974-77	JOHNSON, Tom, p.....	1974-78
GOMEZ, Ruben, p.....	1962	JOHNSTON, Greg, of.....	1980-81
GONZALEZ, German, p.....	1988-89	JONES, Garrett, 1b-of.....	2007
GOODWIN, Danny, 1b.....	1979-81	JONES, Jacques, of.....	1999-05
GORINSKI, Bob, of.....	1977	JONES, Todd, p.....	2001
GORYL, John, 2b.....	1962-64	JORGENSEN, Ryan, c.....	2008
GOZZO, Mauro, p.....	1992	JORGENSEN, Terry, 3b.....	1989, '92-'93
GRAHAM, Dan, 3b.....	1979	K	
GRANGER, Wayne, p.....	1972	KAAT, Jim, p.....	1961-73
GRANT, Jim, p.....	1964-67	KELLER, Ron, p.....	1966, '68
GREEN, Lenny, of.....	1961-64	*KELLY, Pat, of.....	1967-68
GREISINGER, Seth, p.....	2004	KELLY, Roberto, of.....	1996-97
GRZENDA, Joe, p.....	1969	KELLY, Tom, 1b.....	1975
GUARDADO, Eddie, p.....	1993-03, 2008	KEPPEL, Bobby, p.....	2009
GUERRIER, Matt, p.....	2004-10	KIELTY, Bobby, of.....	2001-03
GUTH, Bucky, ss.....	1972	KILBREW, Harmon, 1b.....	1961-74
GUTHRIE, Mark, p.....	1989-95	KINDALL, Jerry, 2b.....	1964-65
GUZMAN, Cristian, ss.....	1999-04	KINNEY, Matt, p.....	2000, '02
H			
HALE, Chip, 2b.....	1989-90, '93-96	KINNUNEN, Mike, p.....	1980
HALL, Jimmie, of.....	1963-66	KIPPER, Bob, p.....	1992
HALL, Tom, p.....	1968-71	*KLAWITTER, Tom, p.....	1985
HAMM, Pete, p.....	1970-71	*KLINE, Ron, p.....	1967
HANSELL, Greg, p.....	1996	KLINGENBECK, Scott, p.....	1995-96
HANDS, Bill, p.....	1973-74	KLINK, Joe, p.....	1987
HARDY, Carroll, of.....	1967	*KLIPPSTEIN, Johnny, p.....	1964-66
HARDY, J.J., ss.....	2010	KNOBLAUCH, Chuck, 2b.....	1991-97
HARPER, Brian, c.....	1988-93	KOOSMAN, Jerry, p.....	1979-81
HARRIS, Brendan, if.....	2008-10	KORECKY, Bobby, p.....	2008
HARRIS, Greg, p.....	1995	KOSCO, Andy, of.....	1965-67
HARRISON, Roric, p.....	1978	KOSKIE, Corey, 3b.....	1998-04
HART, Mike, of.....	1984	KOSTRO, Frank, of.....	1964-65, '67-69
HARTLEY, Mike, p.....	1993	KRALJIC, Jack, p.....	1961-63
HARTZELL, Paul, p.....	1979	KRUEGER, Bill, p.....	1992
HATCHER, Mickey, of.....	1981-86	KUBEL, Jason, of.....	2004—
HAVENS, Brad, p.....	1981-83	KUNTZ, Rusty, of.....	1983
		*KUSICK, Craig, 1b.....	1973-79

TWINS' ALL-TIME ROSTER

Player:	Seasons:
L	
LAMB, David, if.....	2002
LAMB, Mike, 3b.....	2008
LANDREAUX, Ken, of.....	1979-80
LARKIN, Gene, 1b.....	1987-93
LaROCHE, Dave, p.....	1972
LASHER, Fred, p.....	1963
LATHAM, Bill, p.....	1986
LATHAM, Chris, of.....	1997-99
LAUDNER, Tim, c.....	1981-89
LAWTON, Matt, of.....	1995-01
LEA, Charlie, p.....	1988
LEACH, Terry, p.....	1990-91
LeCROY, Matthew, c-1b.....	2000-05, 2007
LEE, Derek, of.....	1993
LEE, Don, p.....	1961-62
LEIUS, Scott, 3b.....	1990-95
*LEMON, Jim, of.....	1961-63
LEPCIO, Ted, 3b.....	1961
LEWIS, Jim, p.....	1983
LINCOLN, Mike, p.....	1999-00
LIRIANO, Francisco, p.....	2005—
LIRIANO, Nelson, 2b.....	1990
LIS, Joe, 1b.....	1973-74
LITTLE, Jeff, p.....	1982
LOHSE, Kyle, p.....	2001-2006
LOMBARDOZZI, Steve, 2b.....	1985-88
LOOK, Bruce, c.....	1968
*LOWRY, Dwight, c.....	1988
LUEBBER, Steve, p.....	1971-72, '76
LUNDSTEDT, Tom, c.....	1975
LYSANDER, Rick, p.....	1983-85
M	
MAAS, Kevin, 1b.....	1995
MACHADO, Alejandro, if.....	2007
MACK, Shane, of.....	1990-94
MACKANIN, Pete, 2b.....	1980-81
MACRI, Matt, if.....	2008
MAHAY, Ron, p.....	2009-10
MAHOMES, Pat, p.....	1992-96
MAKSUDIAN, Mike, c-1b.....	1993
MANNING, Jim, p.....	1962
MANRIQUE, Fred, 2b.....	1990
MANSHIP, Jeff, p.....	2009—
MANUEL, Charlie, of.....	1969-72
*MARANDA, Georges, p.....	1962
MARSHALL, Mike, p.....	1978-80
*MARTIN, Billy, 2b.....	1961
*MARTINEZ, Orlando, ss.....	1962
MARTINEZ, Tippy, p.....	1988
MASON, Mike, p.....	1988
MASTELLER, Dan, 1b-of.....	1995
MAUER, Joe, c.....	2004—
MAXWELL, Jason, 2b.....	2000-01
MAYS, Joe, p.....	1999-05
McCABE, Joe, c.....	1964
McCARTY, Dave, 1b-of.....	1993-95
McCRACKEN, Quinton, of.....	2001
*McDEVITT, Danny, p.....	1961
McDONALD, Darnell, of.....	2007
McKAY, Dave, 3b.....	1975-76
MEARES, Pat, ss.....	1993-98
MEIER, Dave, of.....	1984-85
MENDOZA, Minnie, 3b.....	1970
MERCADO, Orlando, c.....	1989
MERCED, Orlando, 1b-of.....	1998
MERRIMAN, Brett, p.....	1993-94
MERRITT, Jim, p.....	1965-68
MERULLO, Matt, c.....	1995
MIENTKIEWICZ, Doug, 1b.....	1998-04
MIHARES, Jose, p.....	2006—
MILBOURNE, Larry, 2b.....	1982
MILCHIN, Mike, p.....	1996
*MILLER, Bob, p.....	1968-69
MILLER, Corky, c.....	2005
MILLER, Damian, c.....	2007
MILLER, Jason, p.....	2007
MILLER, Travis, p.....	1996-02
MILTON, Eric, p.....	1998-03
MINCHER, Don, 1b.....	1961-66
MITCHELL, Bobby, of.....	1982-83
MITTERWALD, George, c.....	1966, '68-73
MOELLER, Chad, c.....	2000
MOHR, Dustin, of.....	2001-03
MOLITOR, Paul, dh-1b.....	1996-98
MONROE, Craig, of.....	2008
*MONZON, Dan, 2b.....	1972-73
*MOORE, Ray, p.....	1961-63
MORALES, Jose, c.....	1978-80

Player:	Seasons:
MORALES, Jose, c.....	2007, 2009-10
MORGAN, Mike, p.....	1998
MORILLO, Juan, p.....	2009
MORNEAU, Justin, 1b.....	2003—
MORRIS, Danny, p.....	1968-69
MORRIS, Jack, p.....	1991
MORRIS, Warren, if.....	2002
MOSES, John, of.....	1988-90
MOTA, Danny, p.....	2000
MULHOLLAND, Terry, p.....	2004-05
MULVEY, Kevin, p.....	2009
MUNOZ, Oscar, p.....	1995
MUNOZ, Pedro, of.....	1990-95
MYERS, Greg, c.....	1996-97
N	
NAKAMURA, Micheal, p.....	2003
NARAON, Hal, c.....	1961-62
NASH, Cotton, 1b.....	1969-70
NATHAN, Joe, p.....	2004—
NAULTY, Dan, p.....	1996-98
NEAGLE, Denny, p.....	1991
NELSON, Mel, p.....	1965, '67
NESHEK, Pat, p.....	2006—
NETTLES, Graig, of.....	1967-69
NETTLES, Jim, of.....	1970-72
NEVIN, Phil, dh.....	2006
NEWMAN, Al, 2b.....	1987-91
*NIEKRO, Joe, p.....	1987-88
NIEWMANN, Randy, p.....	1987
NIESON, Chuck, p.....	1964
NIETO, Tom, c.....	1987-88
NIXON, Otis, of.....	1998
NIXON, Russ, c.....	1966-67
NORTON, Tom, of.....	1972
NORWOOD, Willie, of.....	1977-80
NOSSKE, Joe, of.....	1964-66
O	
OCHOA, Alex, of.....	1998
O'CONNOR, Jack, p.....	1981-84
OELKERS, Bryan, p.....	1983
OFFERMAN, Jose, if.....	2004
OJEDA, Augie, if.....	2004
OLIVA, Tony, of.....	1962-76
OLIVERAS, Francisco, p.....	1989
OLLOM, Jim, p.....	1966-67
OLSON, Greg, c.....	1989
OLSON, Gregg, p.....	1997
OROSCO, Jesse, p.....	2003
ORTIZ, David, 1b.....	1997-02
ORTIZ, Junior, c.....	1990-91
ORTIZ, Ramon, p.....	2007
P	
PACELLA, John, p.....	1982
PAGLIARULO, Mike, 3b.....	1991-93
*PALMQUIST, Ed, p.....	1961
PARKS, Derek, c.....	1992-94
PARRA, Jose, p.....	1995-96
PASCUAL, Camilo, p.....	1961-66
PASHNICK, Larry, p.....	1984
PASTORE, Frank, p.....	1986
PAVANO, Carl, p.....	2009—
PAZIK, Mike, p.....	1975-77
PERKINS, Dan, p.....	1999
PERKINS, Glen, p.....	2006—
PERLOZZO, Sam, 2b.....	1977
PERRANOSKI, Ron, p.....	1968-71
PERRY, Jim, p.....	1963-72
PERZANOWSKI, Stan, p.....	1978
PETTIBONE, Jay, p.....	1983
PIERZYNSKI, A.J., c.....	1998-03
PITTARO, Chris, 2b.....	1986-87
PLEIS, Bill, p.....	1961-66
PLOUFFE, Trevor, if.....	2010—
POEPPING, Mike, of.....	1975
PONSON, Sidney, p.....	2007
PORTUGAL, Mark, p.....	1985-88
*POST, Wally, of.....	1963
POWELL, Hosken, of.....	1978-81
POWELL, Paul, of.....	1971
*POWER, Vic, 1b.....	1962-64
PRIDE, Jason, of.....	2008
PRIETO, Alex, if.....	2003-04
PRINCE, Tom, c.....	2001-03
*PUCKETT, Kirby, of.....	1984-95
PULIDO, Carlos, p.....	1994, '03
PUNTO, Nick, if.....	2004-10
PUTNAM, Pat, 1b.....	1984

HISTORY & RECORDS

TWINS' ALL-TIME ROSTER

Player:	Seasons:
Q	
QUILICI, Frank, 2b.....	1965, '67-70
QUINLAN, Tom, 3b.....	1996
QUINONES, Luis, inf.....	1992

R	
RAABE, Brian, 2b.....	1995-96
RABE, Josh, of.....	2006-2007
RADKE, Brad, p.....	1995-06
RADLOSKY, Rob, p.....	1999
RAMOS, Pedro, p.....	1961
RAMOS, Wilson, c.....	2010
RANDALL, Bob, 2b.....	1976-80
RATH, Gary, p.....	1999
RATLUFF, Paul, c.....	1963, '70-71
RAUCH, Jon, p.....	2009-10
RAWLEY, Shane, p.....	1989
REARDON, Jeff, p.....	1987-89
REBOULET, Jeff, if.....	1992-96
REDFERN, Pete, p.....	1976-82
REDMAN, Mark, p.....	1999-01
REDMOND, Mike, c.....	2005-09
REED, Darren, of.....	1992
REED, Jeff, c.....	1984-86
REED, Rick, p.....	2001-03
REESE, Rich, 1b.....	1964-73
RENICK, Rick, 3b.....	1968-72
REFKO, Jason, of.....	2010—
RESTOVICH, Michael, of.....	2002-04
REVERE, Ben, of.....	2010—
REYES, Denny, p.....	2006-08
RINCON, Juan, p.....	2001-08
RITCHEY, Todd, p.....	1997-98
RIVAS, Luis, 2b.....	2000-05
RIVERA, Bombo, of.....	1978-80
ROA, Joe, p.....	2004
ROBERTSON, Rich, p.....	1995-97
RODRIGUEZ, Frank, p.....	1995-98
RODRIGUEZ, Jose, p.....	2002
RODRIGUEZ, Luis, if.....	2005-2007
RODRIGUEZ, Vic, 3b.....	1989
ROGERS, Kenny, p.....	2003
ROGGENBURK, Gary, p.....	1963, '65-66
*ROLAND, Jim, p.....	1962-64, '66-68
ROLLINS, Rich, 3b.....	1961-68
ROMERO, J.C., p.....	1999-05
ROOF, Phil, c.....	1971-76
*ROSEBORO, John, c.....	1968-69
RUIZ, Randy, 1b.....	2008
RYAN, Jason, p.....	1999-2000
RYAN, Michael, of.....	2002-05

S	
*SADOWSKI, Ted, p.....	1961-62
SALAS, Mark, c.....	1985-87
SAMPSON, Benj, p.....	1998-99
SANCHEZ, Alex, of.....	1986
SANDERS, Ken, p.....	1973
SANFORD, Mo, p.....	1995
SANTANA, Johan, p.....	2000-2007
SAVAGE, Jack, p.....	1990
SCARCE, Mac, p.....	1978
SCHATZEDER, Dan, p.....	1987, '88
*SCHROLL, Al, p.....	1961
SCHROM, Ken, p.....	1983-85
SCHUELER, Ron, p.....	1977
SCHULLSTROM, Erik, p.....	1994-95
SEARS, Todd, 1b.....	2002-03
SERAFINI, Dan, p.....	1996-98
SERUM, Gary, p.....	1977-79
SEVICK, John, c.....	1965
SHAVE, Jon, 3b.....	1998
SHELLENBACK, Jim, p.....	1977
SHIELDS, Steve, p.....	1989
SHIFFLETT, Garland, p.....	1964
SIEBLER, Dwight, p.....	1963-67
SIERRA, Ruben, of.....	2006
SILVA, Carlos, p.....	2004-06
SINGER, Bill, p.....	1976
SLAMA, Anthony, p.....	2010—
SLOWEY, Kevin, p.....	2007—
SMALLEY, Roy, ss.....	1976-82, '85-87
SMITH, Mike, p.....	2006
SMITH, Ray, c.....	1981-83
SMITH, Roy, p.....	1986-90
SMITHSON, Mike, p.....	1984-87
SMILEY, John, p.....	1992
SNYDER, Jim, 2b.....	1961-62, '64
SODERHOLM, Eric, 3b.....	1971-75

Player:	Seasons:
SOFIELD, Rick, of.....	1979-81
SORRENTO, Paul, 1b.....	1989-91
SPAN, Denard, of.....	2008—
SPEIER, Chris, ss.....	1984
STAHOVIAK, Scott, 1b.....	1993, '95-98
STANFIELD, Kevin, p.....	1979
STANGE, Lee, p.....	1961-64
ST. CLAIRE, Randy, p.....	1989
STEINBACH, Terry, c.....	1997-99
STENHOUSE, Mike, of.....	1985
STEPHEN, Buzz, p.....	1968
STEVENS, Dave, p.....	1994-97
STEWART, Shannon, of.....	2003-06
STIGMAN, Dick, p.....	1962-65
*STOBBS, Chuck, p.....	1961
STRAKER, Les, p.....	1987-88
STRICKLAND, Jim, p.....	1971-73
SULLIVAN, Frank, p.....	1962-63
SUTTON, John, p.....	1978
SWARZAK, Anthony, p.....	2009
SWINDELL, Greg, p.....	1997-98

T	
TAPANI, Kevin, p.....	1989-95
TERRELL, Jerry, ss.....	1973-77
TEUFEL, Tim, 2b.....	1983-85
TEWKSBURY, Bob, p.....	1997-98
THAYER, Greg, p.....	1978
THOMAS, Brad, p.....	2001, '03
THOMAS, George, of.....	1971
THOME, Jim, if.....	2010—
*THOMPSON, Danny, ss.....	1970-76
THORMODSGARD, Paul, p.....	1977-79
TIANT, Luis, p.....	1970
TIFFEE, Terry, 3b.....	2004-06
TISCHINSKI, Tom, c.....	1969-71
TOLBERT, Matt, if.....	2008—
TOLIVER, Fred, p.....	1988-89
TORVE, Kelvin, 1b.....	1988
*TOVAR, Cesar, of.....	1965-72
TROMBLEY, Mike, p.....	1992-99, '02
TSAMIS, George, p.....	1993
TUNNELL, Lee, p.....	1989
*TUTTLE, Bill, of.....	1961-63
TYNER, Jason, of.....	2005-07

U	
*UHLAENDER, Ted, of.....	1965-69
ULLGER, Scott, 1b.....	1983

V	
VALDESPINO, Sandy, of.....	1965-67
VALDIVIELSO, Jose, ss.....	1961
VALENCIA, Danny, if.....	2010—
VALENTIN, Javier, c.....	1997-99, '02
*VALO, Elmer, of.....	1961
VEGA, Jesus, 1b.....	1979-80, '82
VERHOEVEN, John, p.....	1980-81
*VERSALLES, Zoilo, ss.....	1961-67
*VESELIC, Bob, p.....	1980-81
VIOLA, Frank, p.....	1982-89

W	
WALBECK, Matt, c.....	1994-96
WALKER, Todd, 3b.....	1996-00
WALTERS, Charley, p.....	1969
WALTERS, Mike, p.....	1983-84
WALTON, Danny, of.....	1973, '75
WARD, Gary, of.....	1979-83
WARD, Jay, 3b.....	1963-64
WARDLE, Curt, p.....	1984-85
WASHINGTON, Ron, ss.....	1981-86
WATKINS, Scott, p.....	1995
WATKINS, Tommy, if.....	2007
WAYNE, Gary, p.....	1989-92
WEBSTER, Lenny, c.....	1989-93
WELLS, Bob, p.....	1999-02
WELLS, Boomer, 1b.....	1982
*WERTZ, Vic, 1b.....	1963
WEST, David, p.....	1989-92
*WHISENANT, Pete, of.....	1961
WHITBY, Bill, p.....	1964
WHITE, Rondell, of.....	2006-07
WHITEHOUSE, Len, p.....	1983-85
WILEY, Mark, p.....	1975
WILFONG, Rob, 2b.....	1977-82

TWINS' ALL-TIME ROSTER

Player:	Seasons:	Player:	Seasons:
WILLIAMS, Al, p.....	1980-84	YETT, Richard, p.....	1985, '90
*WILLIAMS, Don, p.....	1963	YOUNG, Delmon, of.....	2008 —
WILLIAMS, Glenn, 3b.....	2005		
WILLIAMS, Stan, p.....	1970-71		
WILLIS, Carl, p.....	1991-95		
WILSON, Tack, of.....	1983		
WINFIELD, Dave, of.....	1993-94		
WINN, Jim, p.....	1988		
WOLFE, Larry, 3b.....	1977-78		
WOODS, Al, of.....	1986		
WOODSON, Dick, p.....	1969-70, '72-74		
WORTHINGTON, Al, p.....	1964-69		
WYNEGAR, Butch, c.....	1976-82		

Player:	Seasons:
ZAHN, Geoff, p.....	1977-80
ZEPP, Bill, p.....	1969-70
*ZIMMERMANN, Jerry, c.....	1962-68

(* — Deceased.) 677 Players

TWINS' BIGGEST INNINGS

Inning	Runs	Date	Opp	Score	Winner	Losers
1	11	7-18-62	Cleveland	14- 3	Stigman	Latman
2	9	5-10-61	Baltimore	10- 6	Kralick	Hall
		8-17-73	at Cleveland	14- 2	Blyleven	Bosman
3	8	5x, last 5-22-01	Seattle	12-11	Wells	Abbott
4	11	8- 5-77	Cleveland	14-10	Zahn	Monge
	10	4-30-85	at Detroit	11- 2	Butcher	Wilcox
	10	6-28-92	at Oakland	10- 2	S. Erickson	Campbell
5	11	5-20-94	Boston	21- 2	Pulido	Hesketh
6	9	7-31-88	at Cleveland	12- 4	Toliver	Farrell
		9-14-04	Chicago (AL)	10- 2	Santana	Garcia
7	10	6- 4-02	Cleveland	23- 2	Reed	Drese
8	9	9-11-66	Baltimore	11- 6	Worthington	S. Miller
9	7	9- 3-73	at Kansas City	11- 5	B. Campbell	Garber
		5- 6-78	at Baltimore	8- 7	Thayer	Stanhouse
10	11	6-21-69	at Oakland	14- 4	Grzenda	Lindblad
11	6	8- 5-62	at Detroit	8- 3	Kaat	Nischwitz
		9- 1-70	at Milwaukee	7- 1	Kaat	Bolin
12	4	8-14-93 (1)	at Oakland	5- 1	Casian	Honeycutt
13	5	5-19-64	at New York (AL)	7- 2	Roland	Reniff
14	4	8-10-05	at Seattle	7- 3	Nathan	Nelson
15	4	6- 6-73	at Cleveland	7- 3	Corbin	Johnson
16	5	8-16-05	at Chicago (AL)	9- 4	Romero	Adkins
18	4	7-19-69	at Seattle	11- 7	Perry	Gelnar
22	1	8-31-93	Cleveland	5- 4	Merriman	Grimsley

TWINS' ALL-STARS

AGUILERA, Rick, p.....	1991, 92, 93	LAWTON, Matt, of.....	2000
ALLISON, Bob, of, 1b.....	1963, 64	LIRIANO, Francisco, p.....	2006
BATTEY, Earl, c.....	1962, 62, 63, 65, 66	MAUER, Joe, c.....	2006, 08, 09, 10
BLYLEVEN, Bert, p.....	1973	MAYS, Joe, p.....	2001
BRUNANSKY, Tom, of.....	1985	MILTON, Eric, p.....	2001
CARDENAS, Leo, ss.....	1971	MORNEAU, Justin, 1b.....	2007, 08, 09, *10
CAREW, Rod, 2b, 1b.....	1967, 68, 69, 70, 71, 72, 73, 74, 75, 76, 77, 78	MORRIS, Jack, p.....	1991
CHANCE, Dean, p.....	1967	NATHAN, Joe, p.....	2004, 05, 08, 09
COOMER, Ron, 1b.....	1999	OLIVA, Tony, of.....	1964, 65, 66, 67, 68, 69, 70, 71
CORBETT, Doug, p.....	1981	PASCUAL, Camilo, p.....	1961, 62, 62, 64
ENGLE, Dave, c.....	1984	PERRY, Jim, p.....	1970, 71
GAETTI, Gary, 3b.....	1988, 89	PIERZYNSKI, A.J., c.....	2002
GRANT, Jim, p.....	1965	PUCKETT, Kirby, of.....	1986, 87, 88, 89, 90, 91, 92, 93, 94, 95
GUARDADO, Eddie, p.....	2002, 03	RADKE, Brad, p.....	1998
GUZMAN, Cristian, ss.....	2001	REARDON, Jeff, p.....	1988
HALL, Jimmie, of.....	1964, 65	ROLLINS, Rich, 3b.....	1962, 62
HISLE, Larry, of.....	1977	ROSEBORO, John, c.....	1969
HRBEK, Kent, 1b.....	1982	SANTANA, Johan, p.....	2005, 06, 07
HUNTER, Torii, of.....	2002, 07	SMALLEY, Roy, ss.....	1979
KAAT, Jim, p.....	1962, 66	VERSALLES, Zoilo, ss.....	1963, 65
KILLEBREW, Harmon, 3b, 1b, of.....	1961, 61, 63, 64, 65, 66, 67, 68, 69, 70, 71	VIOLA, Frank, p.....	1988
KNOBLAUCH, Chuck, 2b.....	1992, 94, 96, 97	WARD, Gary, of.....	1983
LANDREAUX, Ken, of.....	1980	WYNEGAR, Butch, c.....	1976, 77
LAUDNER, Tim, c.....	1988		

Bold denotes voted as starter
* - did not play due to injury

TWINS' UNIFORM NUMBERS - 1961-2010

0

Junior Ortiz, 1990-91

1

Reno Bertoia, 1961
 Billy Martin, 1961
 Bernie Allen, 1963-64
 Billy Martin, 1965-68 (Coach)
 Billy Martin, 1969 (Manager)
 Eric Soderholm, 1971-72
 Rich Reese, 1973
 Sergio Ferrer, 1974-75
 Jerry Terrell, 1975-77
 Larry Wolfe, 1978
 Jesus Vega, 1980
 Tim Corcoran, 1981
 Ray Smith, 1982
 Houston Jimenez, 1983
 Alvaro Espinoza, 1984-86
 John Moses, 1988-90
 Jarvis Brown, 1991-92
 Alex Cole, 1994-95
 Otis Nixon, 1998
 Jay Canizaro, 2000, 2002
 Jason Kubel, 2004
 Luis Castillo, 2006-07
 Orlando Hudson, 2010

2

Zoilo Versalles, 1961-67
 Frank Kostro, 1968-69
 Graig Nettles, 1969
 Frank Crosetti, 1970-71 (Coach)
 Bobby Darwin, 1972-75
 John Briggs, 1975
 Craig Kusick, 1975
 Steve Braun, 1976
 Randy Bass, 1977
 John Castino, 1979-84
 Chris Pittaro, 1986-87
 Wally Backman, 1989
 Nelson Liriano, 1990
 Donnie Hill, 1992
 Pat Meares, 1993-98
 Luis Rivas, 2000-05
 Denard Span, 2008-10

3

Harmon Killebrew, 1961-74

4

Bob Allison, 1961-70
 Steve Braun, 1971-75
 Gene Mauch, 1976-80 (Manager)
 Mark Funderburk, 1981
 Jim Eisenreich, 1982-84
 Chris Speier, 1984
 Steve Lombardozzi, 1985-88
 Orlando Mercado, 1989
 Chip Hale, 1990-95
 Paul Molitor, 1996-98
 Paul Molitor, 2000-01, 2003 (Coach)
 Augie Ojeda, 2004

5

Jose Valdivielso, 1961
 Don Mincher, 1962-66
 Russ Nixon, 1967
 Bob Oldis, 1968 (Coach)
 Leo Cardenas, 1969-70
 Danny Thompson, 1970-76
 Roy Smalley, 1976-82, 1985-87
 Ray Smith, 1983
 Houston Jimenez, 1984
 Jim Dwyer, 1988-90
 Pedro Munoz, 1990-95
 Roberto Kelly, 1996-97
 Brent Gates, 1998-99
 Michael Cuddyer, 2001-10

6

Billy Consolo, 1961
 Ted Lepcio, 1961
 Jim Snyder, 1962
 Vic Wertz, 1963
 Tony Oliva, 1964-75
 Tony Oliva, 1976 (Player-Coach)
 Tony Oliva, 1977-78, 1985-91 (Coach)

7

Lenny Green, 1961-64
 Jimmie Hall, 1964-66
 Frank Quilici, 1967-70
 Paul Ray Powell, 1971
 Jim Nettles, 1971-72
 Jerry Terrell, 1973-74
 Danny Watton, 1975
 Dave McKay, 1975-76
 Rob Wilfong, 1977-82
 Larry Milbourne, 1982
 Boomer Wells, 1982
 Scott Ullger, 1983
 Dave Meier, 1984-85
 Greg Gagne, 1987-92
 Denny Hocking, 1993-03
 Joe Mauer, 2004-10

8

Hal Naragon, 1961
 Johnny Goryl, 1963-64
 Bernie Allen, 1965
 Andy Kosco, 1965-66
 Ron Clark, 1967-69
 Paul Ratliff, 1970-71
 Phil Roof, 1971-76
 Glenn Adams, 1977-81
 Gary Gaetti, 1982-90
 David McCarty, 1993-95
 Ron Goomer, 1996-00
 Quinton McCracken, 2001
 Javier Valentin, 2002
 Chris Gomez, 2003
 Nick Punto, 2004-10

9

Billy Gardner, 1961
 Rich Rollins, 1961-68
 Charlie Manuel, 1969-72
 Larry Hisle, 1973-77
 Bombo Rivera, 1978-80
 Mickey Hatcher, 1981-86
 Gene Larkin, 1987-93
 Matt Walbeck, 1995-96
 Orlando Merced, 1998
 A. J. Pierzynski, 1998-99
 Jason Maxwell, 2000-01
 Steve Liddle, 2002-10 (Coach)

10

Earl Battey, 1961-67
 John Roseboro, 1968
 Rick Renick, 1968-72
 Joe Lis, 1973-74
 Pat Bourque, 1974
 Lyman Bostock, 1975-77
 Hosken Powell, 1978-81
 Bobby Mitchell, 1982-83
 Jeff Reed, 1984-86
 Tom Kelly, 1987-01 (Manager)

11

Ron Henry, 1961
 George Banks, 1962-64
 Frank Kostro, 1964-65
 Frank Quilici, 1965
 Bernie Allen, 1966
 Ted Uhlaender, 1967-69
 Brant Aleya, 1970-71

Steve Brye, 1972-76
 Terry "Bud" Bulling, 1977
 Sal Butera, 1980-82
 Rusty Kuntz, 1983
 Tim Teufel, 1983-85
 Al Woods, 1986
 Tom Nieto, 1987-88
 Greg Olson, 1989
 Chuck Knoblauch, 1991-97
 Jacque Jones, 1999-05
 Josh Rabe, 2006-07
 Jason Pridie, 2008-09

12

Bernie Allen, 1962-63
 Ron Henry, 1964
 Joe McCabe, 1964
 Cesar Iovar, 1965-72
 Danny Walton, 1973
 Eric Soderholm, 1973-76
 Rich Chiles, 1977-78
 Rick Sofield, 1979-81
 Lenny Faedo, 1982-84
 Tack Wilson, 1983
 Mark Salas, 1985-87
 Brian Harper, 1988-93
 Matt Merullo, 1995
 Chip Hale, 1996
 Todd Walker, 1997-00
 Danny Ardoin, 2000
 Tom Prince, 2001-03
 Michael Ryan, 2004-05
 Jason Tyner, 2006-07
 Adam Everett, 2008
 Alexi Casilla, 2010

13

Bill Tuttle, 1961-62
 Rich Reese, 1964-65
 John Roseboro, 1968-69
 Dick Woodson, 1972-74
 Tom Lundstedt, 1975
 Mike Pagliarulo, 1991-93
 Todd Walker, 1996
 Jerry White, 1999-10 (Coach)

14

Pedro Ramos, 1961
 Sam Mele, 1961-67 (Manager)
 Danny Monzon, 1972-73
 Glenn Borgmann, 1974-79
 Pete Mackanin, 1980-81
 Kent Hrbek, 1982-94

15

Jack Kralick, 1961-63
 Bill Dailey, 1963-64
 Al Worthington, 1964-68
 George Mitterwald, 1969-73
 Randy Hundley, 1974
 Dan Ford, 1975-78
 Ron Jackson, 1979-81
 Tim Laudner, 1981-89
 Lenny Webster, 1991-93
 Ron Coomer, 1995
 Dave Hollins, 1996
 Darrin Jackson, 1997
 Jon Shave, 1998
 Cristian Guzman, 1999-04
 Brent Abernathy, 2005
 Phil Nevin, 2006
 Glen Perkins, 2008-10

16

Bert Cueto, 1961
 Johnny Goryl, 1962
 Joe Nossek, 1964
 Jerry Kindall, 1964-65
 Ted Uhlaender, 1966

TWINS' UNIFORM NUMBERS - 1961-2010

Frank Kostro, 1967
Ron Perranoski, 1968-71
Bob Gebhard, 1971-72
Dan Fife, 1973-74
Tom Kelly, 1975
Eddie Bane, 1975
Butch Wynegar, 1979-82
Frank Viola, 1982-89
Bob Kipper, 1992
Derek Parks, 1992-94
Dan Masteller, 1995
Dan Serafini, 1996-98
Midre Cummings, 1999-00
Doug Mientkiewicz, 2001-04
Glenn Williams, 2005
Jason Kubel, 2006-10

17

Camilo Pascual, 1961-66
Jim Merritt, 1967
Joe Grzenda, 1969
Leo Cardenas, 1970-71
Dave LaRoche, 1972
Bill Hands, 1973
Bill Butler, 1974-75
Pete Redfern, 1976-82
Bryan Oelkers, 1983
Eddie Hodge, 1984
Dennis Burt, 1985-86
Les Straker, 1987-88
Rick Aguilera, 1989
Fred Manrique, 1990
Larry Casian, 1991
Jeff Reboulet, 1992-96
Greg Swindell, 1997-98
Dustan Mohr, 2001-03
Alex Prieto, 2004
Juan Castro, 2005-06
Pat Neshek, 2006-10

18

Paul Giel, 1961
Danny McDevitt, 1961
Dick Stigman, 1962-65
Rich Reese, 1966
Jim Ollom, 1967
Tom Hall, 1968
Dick Woodson, 1969
Bill Rigney, 1970-72 (Manager)
Eddie Bane, 1973, 1976
Mike Pazik, 1975
Mark Wiley, 1975
Don Carrithers, 1977
Greg Thayer, 1978
Paul Hartzell, 1979
Greg Johnston, 1980
Ray Smith, 1981
Terry Felton, 1982
Ken Schrom, 1983-85
Alejandro Sanchez, 1986
Don Baylor, 1987
Tom Herr, 1988
Kelvin Torve, 1988
Shane Rawley, 1989
Paul Sorrento, 1991
Darren Reed, 1992
Eddie Guardado, 1993-03, 2008
Jason Bartlett, 2004-07
Matt Macri, 2008
Luis Ayala, 2009
Orlando Cabrera, 2009
Jason Repko, 2010

19

Jim Donohue, 1962
Bill "Shorty" Pleis, 1962-66
Jim Roland, 1967-68
Al Worthington, 1969
Herman Hill, 1970
Sal Campisi, 1971
Jim Strickland, 1971-73
Tom Burgmeier, 1974-77

Roger Erickson, 1978-82
John Pacella, 1982
Rick Lysander, 1983-85
Larry Pashnick, 1984
Roy Smith, 1986
Randy Niemann, 1987
Mark Portugal, 1988
Larry Casian, 1990
Scott Erickson, 1991-95
Greg Hansell, 1996
Bob Tewksbury, 1997
Mike Lincoln, 1999-00
Grant Balfour, 2001, 2003-04
Mike Trombley, 2002
Mike Smith, 2006
Sidney Ponson, 2007
Howie Clark, 2008
Justin Huber, 2009
Danny Valencia, 2010

20

Don Lee, 1961-62
Frank Sullivan, 1962-63
Lee Stange, 1963-64
Bill Bethea, 1964
John Sevcik, 1965
Russ Nixon, 1966-67
Rich Reese, 1967-72
Ken Sanders, 1973
Vic Albury, 1973-76
Gary Serum, 1977-79
Bob Veselic, 1980
Dave Engle, 1981-85
Billy Beane, 1986-87
Mike Mason, 1988
John Christensen, 1988
Vic Rodriguez, 1989
Jack Savage, 1990
Pat Mahomes, 1992-96
Travis Miller, 1997-2002
Jose Rodriguez, 2002
Lew Ford, 2003-07
Matt Tolbert, 2008-10

21

Ray Moore, 1961-63
Garland "Duck" Shifflett, 1964
Bill Fischer, 1964
Gary Dotter, 1964
Bernie Allen, 1966
Walter Bond, 1967
Hank Izuierdo, 1967
Bob Miller, 1968
Tom Hall, 1969-71
Wayne Granger, 1972
Joe Decker, 1973-76
Tom Johnson, 1976-78
Jeff Holly, 1979
Terry Felton, 1979
Len Faedo, 1980-81
Greg Johnston, 1981
Jesus Vega, 1982
Jim Lewis, 1983
Keith Comstock, 1984
Andre David, 1984, 1986
George Frazier, 1987
Doug Baker, 1988-90
Mike Trombley, 1992-99
Eric Milton, 2000-03
Henry Blanco, 2004
Bret Boone, 2005
Jason Tyner, 2005
Ruben Sierra, 2006
Matt Garza, 2006-07
Delmon Young, 2008-10

22

Dan Dobbek, 1961
Jerry Zimmerman, 1962-68
Jerry Zimmerman, 1967 (Player-Coach)
Tom Tischinski, 1969-71
Tom Norton, 1972
Craig Kusicik, 1974-79

John Briggs, 1975
John Verhoeven, 1980-81
Randy Johnson, 1982
Len Whitehouse, 1983-85
Keith Atherton, 1986-88
Carmelo Castillo, 1989-91
Bill Krueger, 1992
George Tsamis, 1993
Carlos Pulido, 1994
Brad Radke, 1996-06
Carlos Gomez, 2008-09

23

Jim Lemon, 1961-63
Dave Boswell, 1965-70
Ray Corbin, 1971-75
Steve Luebber, 1976
Paul Thormodsgard, 1977-79
Doug Corbett, 1980-82
Pete Filson, 1982-86
Roy Lee Jackson, 1986
Roy Smith, 1987-90
Willie Banks, 1991-93
Matt Walbeck, 1994
Greg Harris, 1995
Tom Quinlan, 1996
Todd Ritchie, 1997
Benj Sampson, 1999
Bobby Kielty, 2001-03
Shannon Stewart, 2003-06
Matthew LeCroy, 2007
Brendan Harris, 2008-10

24

Pete Whisenant, 1961
Ed Palmquist, 1961
Paul Ratliff, 1963
Joe Nosske, 1965-66
Ron Clark, 1966
Andy Kosco, 1967
Jackie Hernandez, 1967-68
Darrell Brandon, 1969
Steve Barber, 1970-71
Pete Hamm, 1971
George Thomas, 1971
Glenn Borgmann, 1972
Bill Campbell, 1973-76
Willie Norwood, 1977-80
Chuck Baker, 1981
Tom Brunansky, 1982-88
Shane Mack, 1990-94
Kevin Maas, 1995
Riccardo Ingram, 1995
Greg Myers, 1996-97
Travis Baptist, 1998
Matthew LeCroy, 2000-05
Rondell White, 2006-07
Mike Lamb, 2008
Joe Crede, 2009
Trevor Plouffe, 2010

25

Lamar Jacobs, 1961
Jim Roland, 1964
John Sevcik, 1965
Dwight Siebler, 1965-67
Pat Kelly, 1967-68
Bruce Look, 1968
Bill Zepp, 1969-70
Rick Dempsey, 1971-72
Mike Adams, 1972-73
Luis Gomez, 1974-77
Danny Goodwin, 1979-81
Randy Bush, 1982-93
Rich Becker, 1993-97
Alex Ochoa, 1998
Doug Mientkiewicz, 1999-00
Joe Mays, 2001-03, 2005
Alexi Casilla, 2006-09
Jim Thome, 2010

TWINS' UNIFORM NUMBERS - 1961-2010

26

Jay Ward, 1963
Bud Bloomfield, 1964
Jerry Fosnow, 1964-65
Jim Merritt, 1965-68
Mel Nelson, 1967
Jim Holt, 1970-74
Mike Poepping, 1975
Mike Pazik, 1976
Mike Cabbage, 1976-80
Kent Hrbek, 1981
Darrell Brown, 1983-84
Frank Eufemia, 1985
Al Newman, 1987-91
J. T. Bruett, 1992-93
Brian Raabe, 1995-96
Kevin Jarvis, 1997
Javier Valentin, 1997-99
A. J. Pierzynski, 2000-03
Pat Borders, 2004
Boof Bonser, 2006-09
Jose Morales, 2010

27

Chuck Stobbs, 1961
Gary Dotter, 1963
Ruben Gomez, 1962
Mike Fomiele, 1963
Johnny Klippstein, 1965-66
Ron Kline, 1967
Danny Morris, 1968-69
Charley Walters, 1969
Jerry Crider, 1969
Minnie Mendoza, 1970
Bucky Guth, 1972
Glenn Borgmann, 1973
Dave Johnson, 1977-78
Mike Bacsik, 1979-80
Al Williams, 1980
Brad Havens, 1981-83
Mark Brown, 1985
Mark Davidson, 1986-88
Lee Tunnell, 1989
Terry Jorgensen, 1992-93
Mike Durant, 1996
David Ortiz, 1997-02
Justin Morneau, 2003-05
Willie Eyre, 2006
Jeff Cirillo, 2007
Matt Macri, 2008
J.J. Hardy, 2010

28

Don Mincher, 1961
Pedro Ramos, 1961
Vic Power, 1962-64
Sandy Valdespino, 1965-67
Graig Nettles, 1968
Bert Blyleven, 1970-76, 1985-88
Jim Shellenback, 1977
Mac Scarce, 1978
Mike Marshall, 1978-80
Al Williams, 1980-84
Chris Latham, 1998-99
Marcus Jensen, 2000
Jack Cressend, 2001-02
Jesse Crain, 2004-10

29

Julio Becquer, 1961
Fred Lasher, 1963
Wally Post, 1963
Chuck Nieson, 1964
Mel Nelson, 1965
George Mitterwald, 1966
Rod Carew, 1967-78

30

Jimmie Hall, 1963-64
Jay Ward, 1964
Garry Roggenburk, 1965-66

Jim Ollom, 1966
Carroll Hardy, 1967
Hal Haydel, 1970-71
Dave Goltz, 1972-79
Fernando Arroyo, 1980-82
Paul Boris, 1982
Mike Walters, 1983-84
Steve Howe, 1985
Juan Agosto, 1986
Jeff Bittiger, 1987
Francisco Oliveras, 1989
Terry Leach, 1990-91
Gregg Olson, 1997
Mike Morgan, 1998
Brian Buchanan, 2000-02
James Baldwin, 2003
Jose Offerman, 2004
Scott Baker, 2005-10

31

Bill Dailey, 1963
Jim Perry, 1963-72
Jim Hughes, 1974-77
Darrell Jackson, 1978-82
Ken Brett, 1979
Mike Hart, 1984
Greg Gagne, 1984-86
Dan Schatzeder, 1987
Fred Toliver, 1988-89
Scott Leius, 1990-95
Dan Naulty, 1996-98
Chad Allen, 1999-01
Rick Reed, 2001-03
J. D. Durbin, 2004
Darnell McDonald, 2007
Juan Morillo, 2009
Alex Burnett, 2010

32

Elmer Valo, 1961
Garry Roggenburk, 1963
Jim Roland, 1966
Dean Chance, 1967-69
Dick Woodson, 1970
Steve Luebber, 1971-72
Tom Johnson, 1975
Bobby Randall, 1976-80
Gary Ward, 1980-1983
John Butcher, 1984-86
Neal Heaton, 1986
Dan Gladden, 1987-91
Dave Winfield, 1993-94
LaTroy Hawkins, 1995-03
Terry Tiffee, 2004-06
Brian Buscher, 2007-09
Ron Mahay, 2010

33

Joe Bonikowski, 1962
Jackie Collum, 1962
Ruben Gomez, 1962
Fred Lasher, 1963
Jim "Mudcat" Grant, 1964-67
Luis Tiant, 1970
Pete Hamm, 1971
Mike Pazik, 1977
Mike Marshall, 1978
Dave Edwards, 1978-80
Jack O'Connor, 1981-84
Mike Stenhouse, 1985
Frank Pastore, 1986
Sal Butera, 1987
Tom Herr, 1988
Mike Cook, 1989
Bernardo Brito, 1992-93, 1995
Frank Rodriguez, 1995-98
J. C. Romero, 1999-05
Justin Morneau, 2006-10

34

Jim Roland, 1963
Dwight Siebler, 1964
Ron Clark, 1966
Ted Uhlaender, 1966
Pete Hamm, 1970
Jim Nettles, 1970
Ron Schueler, 1977
Jose M. Morales, 1978-80
Don Cooper, 1981-82
Kirby Puckett, 1984-95

35

Ted Sadowski, 1961
Joe Altobelli, 1961
Gerry Arrigo, 1963-64
Pete Cimino, 1966
Ron Keller, 1966
Graig Nettles, 1967
Stan Williams, 1970-71
Bob Gorinski, 1977
Gary Ward, 1979
Mike Kinnunen, 1980
Bob Veselic, 1981
Jay Pettibone, 1983
Pat Putnam, 1984
Tom Klawitter, 1985
Bill Latham, 1986
John Candelaria, 1990
Ron Gardenhire, 1991-01 (Coach)
Ron Gardenhire, 2002-10 (Manager)

36

Jim Kaat, 1961-73
Jeff Holly, 1977-78
Jerry Koonsman, 1979-81
Jeff Little, 1982
Curt Wardle, 1984-85
Mark Portugal, 1985-87
Joe Niekro, 1987-88
Steve Shields, 1989
Kevin Tapani, 1989-95
Terry Steinbach, 1997-99
Rick Reed, 2001
Warren Morris, 2002
Joe Nathan, 2004-10

37

Tony Oliva, 1962-64
Steve Brye, 1970-71
Bill Butler, 1977
Roric Harrison, 1978
Dan Graham, 1979
Jesus Vega, 1979
Terry Felton, 1980-81
Bobby Castillo, 1982-84
Rich Yett, 1985
Ray Fontenot, 1986
Dan Schatzeder, 1988
Paul Abbott, 1990-92
Scott Stahoviak, 1993, 1995-98
Adam Johnson, 2001
Kenneth Rogers, 2003
Dennys Reyes, 2006-08
Ron Mahay, 2009
Ben Revere, 2010

38

Fred Bruckbauer, 1961
Marty Martinez, 1962
Ron Keller, 1969
Rick Dempsey, 1970
Geoff Zahn, 1977-80
Ron Washington, 1981-86
Steve Carlton, 1987-88
Karl Best, 1988
Randy St. Claire, 1989
Rick Aguilera, 1990-99
Sean Bergman, 2000
Casey Blake, 2000-02
Adam Johnson, 2003

TWINS' UNIFORM NUMBERS - 1961-2010

Aaron Fultz, 2004
Luis Rodriguez, 2005-07
Philip Humber, 2008-09
Luke Hughes, 2010

39

Lee Stange, 1961-63
Jim Nettles, 1970
Stan Perzanowski, 1978
Brad Havens, 1981
Gary Gaetti, 1981
Ron Davis, 1982-86
George Frazier, 1986
Dwight Lowry, 1988
Mike Dyer, 1989
David West, 1991-92
Steve Dunn, 1994-95
Damian Miller, 1997
Bob Tewksbury, 1998
Chad Moeller, 2000
Juan Rincon, 2001-08
R.A. Dickey, 2009
Anthony Slama, 2010

40

Ed Palmquist, 1961
Bill "Shorty" Pleis, 1961
Cotton Nash, 1970
Joe Nosske, 1976 (Coach)
Sam Perlozzo, 1977
John Sutton, 1978
Kevin Stanfield, 1979
Jack Hobbs, 1981
Juan Berenguer, 1987-90
Steve Bedrosian, 1991
Marty Cordova, 1995-99
John Barnes, 2000-01
Rick Anderson, 2002-10 (Coach)

41

Gary Dotter, 1961
John Sevcik, 1965
Eddie Lyons, 1976 (Coach)
Karl Kuehl, 1977-82 (Coach)
Tom Kelly, 1983-86 (Coach)
Tom Kelly, 1986 (Manager)
Jeff Reardon, 1987-89
Richard Garces, 1990, 1993
Rich Yett, 1990
Dave Stevens, 1994-97
Eric Milton, 1998-99
Michael Restovich, 2002-04
Chris Heintz, 2005-07
Bobby Korecky, 2008
Drew Butera, 2010

42

Gerry Arrigo, 1961
Jim Manning, 1962
Buzz Stephen, 1968
Ralph Rowe, 1972-75 (Coach)
Don McMahon, 1976-77 (Coach)
Camilo Pascual, 1978-80 (Coach)
Billy Gardner, 1981 (Coach)
Billy Gardner, 1981-85 (Manager)
Dick Such, 1985-97 (Coach)
Butch Huskey, 2000
Mike Jackson, 2002

43

Al Schroll, 1961
Don Williams, 1963
Cal Ermer, 1967-68 (Manager)
Art Fowler, 1969 (Coach)
Frank Quilici, 1971-72 (Coach)
Frank Quilici, 1972-75 (Manager)
Jerry Zimmerman, 1976-80 (Coach)
Rick Stelmazek, 1981-10 (Coach)

44

Jim Roland, 1962, 1964
Vern Morgan, 1969-75 (Coach)
Ken Landreaux, 1979-80
Mickey Hatcher, 1981
Jim Lemon, 1981-84 (Coach)
Ray Miller, 1985-86 (Manager)
Rick Renick, 1987-90 (Coach)
Chili Davis, 1991-92
Jim Deshaies, 1993-94
Jerald Clark, 1995
Dick Such, 1997-2001 (Coach)
David Lamb, 2002
Rob Bowen, 2003-04
Ramon Ortiz, 2007
Ryan Jorgenson, 2008
Bobby Keppel, 2009
Randy Flores, 2010

45

Ted Sadowski, 1962
Jim Holt, 1968
Johnny Goryl, 1969, 1979-80 (Coach)
Bob Rodgers, 1970-74 (Coach)
Lee Stange, 1975 (Coach)
Johnny Goryl, 1979-80 (Coach)
Johnny Goryl, 1980-81 (Manager)
Jim Shellenback, 1983 (Coach)
Wayne Terwilliger, 1986-94
Scott Ullger, 1995-04, 2006-10 (Coach)
Terry Mulholland, 2004-05

46

Gerry Arrigo, 1962
George Case, 1968 (Coach)
Charlie Silvera, 1969 (Coach)
Mary Grissom, 1970-71 (Coach)
Al Worthington, 1972-73 (Coach)
Johnny Podres, 1981-85 (Coach)
Joe Klirk, 1987
German Gonzalez, 1988-89
Scott Erickson, 1990
Terry Crowley, 1991-98 (Coach)
Bob Wells, 1999-02
Alex Prieto, 2003
Terry Mulholland, 2004
Scott Ullger, 2004-05 (Coach)
Joe Vavra, 2006-10 (Coach)

47

Georges Maranda, 1962
Sandy Valdespino, 1965
Early Wynn, 1967-69 (Coach)
Sherry Robertson, 1970 (Coach)
Gary Wayne, 1989-90, 1992
Jack Morris, 1991
Bret Merriman, 1993-94
Rich Robertson, 1995-97
Corey Koskie, 1998-04
Francisco Liriano, 2005-10

48

Joe McCabe, 1964
Johnny Goryl, 1968 (Coach)
Bill Singer, 1976
Mike Smithson, 1984-87
Jim Winn, 1988
Jerry White, 1989, 1995 (Coach)
Gary Wayne, 1991
Larry Casian, 1992-94
Torii Hunter, 1997-07
Carl Pavano, 2009-10

49

Bud Bloomfield, 1964
Bob Miller, 1968-69
Bill Hands, 1974
Allan Anderson, 1986-91
Luis Quinones, 1992
Mike Hartley, 1993

Dan Perkins, 1999
Kyle Lohse, 2001-06
Jason Miller, 2007
Craig Breslow, 2008-09
Jeff Manship, 2009-10

50

David West, 1989-90
Matt Lawton, 1995-2001
Kevin Frederick, 2002
Jesse Orosco, 2003
Joe Beimel, 2004
Garrett Jones, 2007
Jose Mijares, 2008-10

51

Cookie Lavagetto, 1961 (Manager)
George Strickland, 1962 (Coach)
Hal Naragon, 1963-66 (Coach)
Dave Engle, 1981
Greg Booker, 1989
Carl Willis, 1991-95
Scott Watkins, 1995
Mike Milchin, 1996
Brent Brede, 1996-97
Doug Mientkiewicz, 1998
Rob Radlosky, 1999
Matt Kinney, 2000, 2002
Carlos Pulido, 2003-04
Corky Miller, 2005
Julio DePaula, 2007
Anthony Swarzak, 2009
Brian Fuentes, 2010

52

Ed Lopat, 1961 (Coach)
Ed FitzGerald, 1962-64 (Coach)
Jim Lemon, 1965-67 (Coach)
Lenny Webster, 1989-90
Mauro Gozzo, 1992
Derek Lee, 1993
Kevin Campbell, 1994-95
Scott Kligenbeck, 1995-96
Shane Bowers, 1997
Danny Mota, 2000
Tony Fiore, 2001-03
Carlos Silva, 2004-07
Brian Duensing, 2009-10

53

Floyd Baker, 1961-64 (Coach)
Johnny Sain, 1965-66 (Coach)
Charlie Lea, 1989
Mark Guthrie, 1989-95
Benj Sampson, 1998
Joe Mays, 1999-00
Mike Duvall, 2001-02
Nick Blackburn, 2007-10

54

Sam Mele, 1961 (Coach)
Gordon Maltzberger, 1962-64 (Coach)
Tim Drummond, 1989-90
Keith Garagozzo, 1994
Mo Sanford, 1995
Jason Ryan, 1999-00
Mike Ryan, 2002-03
Matt Guerrier, 2004-10

55

Clyde McCullough, 1961 (Coach)
Danny Thompson, 1970
Paul Sorrento, 1989-90
Oscar Munoz, 1995
Mark Redman, 1999-01
Mike Fetters, 2003
Mike Redmond, 2005-09
Clay Condrey, 2010
Matt Capps, 2010

TWINS' UNIFORM NUMBERS – 1961-2010

56

Terry Jorgensen, 1989
Jose Parra, 1995-96
Cleatus Davidson, 1999
Brad Thomas, 2001, 2003-04
Travis Bowyer, 2005
Carmen Cali, 2007
Randy Ruiz, 2008
Rob Delaney, 2010

57

Tippy Martinez, 1988
John Smiley, 1992
Greg Brummett, 1993
Vince Horsman, 1995
Scott Aldred, 1996-97
Gary Rath, 1999
Johan Santana, 2000-07

58

Bill Whitby, 1964
Chip Hale, 1989
Denny Neagle, 1991
Erik Schullstrom, 1994-95
Hector Carrasco, 1998-01
Todd Sears, 2002-03
Seth Greisinger, 2004
Jose G. Morales, 2007 and 2009
Clay Condrey, 2010

59

Tom Edens, 1991-92
Mike Maksudian, 1993
Brad Radke, 1995
Erik Bennett, 1996
Travis Miller, 1996
Chris Latham, 1997
Jack Cressend, 2000-01
Todd Jones, 2001
Micheal Nakamura, 2003

Dave Gassner, 2005
Kevin Slowey, 2007-10

60

Glen Perkins, 2006-07
Brian Bass, 2008
Sean Henn, 2009
Jon Rauch, 2009-10

61

Tommy Watkins, 2007
Livan Hernandez, 2008
Kevin Mulvey, 2009
Matt Fox, 2010

62

Al Newman, 2002-05 (Coach)
Joel Lepel, 2006 (Coach)

63

Armando Gabino, 2009

64

Bill Springman, 2000 (Coach)

66

Steve Liddle, 1999 (Coach)

67

Rick Knapp, 1999, 2006 (Coach)

68

Phil Roof, 2000 (Coach)
Tom Nieto, 2009 (Coach)

69

Stan Ciuburn, 2007 (Coach)

70

Stu Cliburn, 2005 (Coach)

71

Joe Roa, 2004

72

Pat Neshek, 2006

77

Tony Batista, 2006

78

Bobby Cuellar, 2003-04 (Coach)

81

Riccardo Ingram, 2008 (Coach)

TWINS' 3-HOMER GAMES

TWINS

NO.	PLAYER	DATE	OPP	AT-BATS	SCORE
1	Bob Allison	5-17-63	at Cle	5(3-4-5)	11- 4
2	Harmon Killebrew	9-21-63	at Bos	5(1-3-5)	13- 4
3	Tony Oliva	7- 3-73	at KC	5(1-3-5)	6- 7
4	Justin Morneau	7- 6-07	at CWS	5(1-2-4)	12- 0

OPPONENTS

NO.	PLAYER	DATE	OPP	AT-BATS	SCORE
1	Tom McCraw	5-24-67	Chi	6(2-4-6)	1-14
2	Joe Lahoud	6-11-69	Bos	5(1-3-5)	5-13
3	Bobby Grich	6-18-74	at Bal	5(2-3-4)	1-10
4	Al Oliver	5-23-79	at Tex	4(1-3-4)	2- 7
5	Eddie Murray	8-29-79	Bal	5(3-4-5)	4- 7
6	Jeff Burroughs	8-14-81	Sea	4(1-3-4)	3-13
7	Doug DeCinces	8-13-82	at Cal	5(1-2-3)	5- 4
8	Harold Baines	9-17-84	Chi	4(1-3-4)	3- 7
9	Cory Snyder	5-21-87	at Cle	4(1-2-4)	3- 6
10	Joe Carter	7-19-89	Cle	5(1-2-4)	1-10
11	Dave Winfield	4-13-91	Cal	6(1-2-3)	9-15
12	Dave Henderson	8- 3-91	at Oak	5(1-2-3)	8- 6
13	Juan Gonzalez	6- 7-92	at Tex	4(1-2-4)	4- 5
14	Darnell Coles	7- 5-94	Tor	5(2-4-5)	3-14
15	Ernie Young	5-10-96	at Oak	5(1-3-4)	5-15
16	Geronimo Berroa	8-12-96	at Oak	5(1-2-5)	1-11
17	Ivan Rodriguez	9-11-97	at Tex	4(2-3-4)	0- 7
18	Edgar Martinez	5-18-99	at Sea	5(3-4-5)	1-10
19	Ellis Burks	6-19-01	at Cle	7(3-4-7)	10- 9
20	Hee-Seop Choi	6-12-05	at LA (NL)	4(1-4-6)	3- 4
21	Nick Markakis	8-22-06	at Bal	4(1-2-3)	3- 6
22	Evan Longoria	9-18-08	at T.B.	5(1-3-4)	11- 8

TWINS' TRADES – 1961-PRESENT

No.	Date	Club	Received	Pos.	Traded	Pos.
1	6- 1-61	K.C.	Bill Tuttle.....	of	Reno Bertoia.....	3b
2	6- 1-61	Mil.....	Billy Martin.....	2b	Paul Giel.....	p
3	6-14-61	NY.....	Danny McDevitt.....	p	Billy Consolo.....	ss
4	1-30-62	Cin.....	Jerry Zimmerman.....	c	Billy Gardner.....	2b
5	4- 2-62	Cle.....	Vic Power.....	1b	Dan Dobbek.....	of
			Dick Stigman.....	p	Pedro Ramos.....	p
6	5-29-62	LA (AL).....	Jim Donohue.....	p	Don Lee.....	p
7	8-20-62	Cle.....	Ruben Gomez.....	p	Jackie Collum.....	p
			Jim Perry.....	p	Georges Maranda.....	p
8	5- 2-63	Cle.....	Frank Kastro.....	of	Jack Kralick.....	p
9	6-11-64	LA (AL).....	Jim Grant.....	p	Lenny Green.....	of
10	6-15-64	Cle.....	Ken Retzer.....	c	Vic Power.....	1b
			Cesar Tovar.....	of	George Banks.....	3b
11	10-15-64	Wash.....	Russ Nixon.....	c	Lee Stange.....	p
12	12- 4-64	Cin.....	Chuck Schilling.....	2b	Joe McCabe.....	c
13	4- 6-66	Bos.....	Dean Chance.....	p	Gerry Arrigo.....	p
			Jackie Hernandez.....	ss	Jose Calero.....	1b
14	12- 2-66	Cal.....	Ron Kline.....	p	Dick Stigman.....	p
					Pete Cimino.....	p
15	12- 3-66	Wash.....	Bob Miller.....	p	Jimmie Hall.....	of
			Ron Perranoski.....	p	Don Mincher.....	1b
16	11-28-67	LA.....	John Roseboro.....	c	Bernie Allen.....	2b
			Bob Oliver.....	1b	Camilo Pascual.....	p
17	12- 2-67	Pit.....	Leo Cardenas.....	ss	Jim Grant.....	p
18	11-21-68	Cin.....	Cotton Nash.....	1b	Zoilo Versalles.....	ss
19	7- 4-69	Chi (AL).....	Darrell Brandon.....	p	Ron Kline.....	p
20	7- 8-69	Sea.....	Luis Tiant.....	p	Jim Merritt.....	p
21	12-12-69	Cle.....	Stan Williams.....	p	Jerry Crider.....	p
					Ron Clark.....	3b
22	3-21-70	Wash.....	Brant Aleya.....	of	Dean Chance.....	p
					Bob Miller.....	p
23	10-20-70	STL.....	Sal Campisi.....	p	Graig Nettles.....	3b
			Jim Kennedy.....	ss	Ted Uhlaender.....	of
24	3-29-71	Det.....	Art Clifford.....	p	Joe Grzenda.....	p
			Phil Roof.....	c	Charley Walters.....	p
25	7- 8-71	Mil.....	Dan Ford.....	p	Herman Hill.....	of
26	9- 1-71	STL.....	Fred Rico.....	of	Bob Wissler.....	of
			Bob Darwin.....	of	Bill Zepp.....	p
27	10-22-71	LA.....	Dave LaRoche.....	p	Paul Ratliff.....	c
28	11-30-71	Cal.....	Wayne Granger.....	p	Stan Williams.....	p
29	12- 3-71	Cin.....	Greg Garrett.....	p	Paul Powell.....	of
30	4- 7-72	Cin.....	Dan Walton.....	of	Leo Cardenas.....	ss
31	10-31-72	NY (AL).....	John Cumberland.....	p	Tom Hall.....	p
32	11-29-72	STL.....	Larry Hise.....	of	Pete Hamm.....	p
			Joe Lis.....	1b	Rick Dempsey.....	c
33	11-30-72	Phi.....	Ken Reynolds.....	p	Wayne Granger.....	p
			Ken Sanders.....	p	Cesar Tovar.....	of
34	11-30-72	Chi (NL).....	Joe Decker.....	p	Dave LaRoche.....	p
			Bill Hands.....	p		
			Bob Maneely.....	p		
35	3-27-73	Det.....	Danny Fife.....	p	Jim Perry.....	p
36	3-28-73	Mil.....	Mike Ferraro.....	3b	Ken Reynolds.....	p
37	10-27-73	KC.....	Tom Burgmeier.....	p	Ken Gill.....	p
38	10-27-73	LA.....	Jim Fairley.....	of	Charlie Manuel.....	of
39	12- 6-73	Chi (NL).....	Randy Hundley.....	c	George Mitterwald.....	c
40	5- 4-74	NY (AL).....	Mike Pazik.....	p	Dick Woodson.....	p
41	8-19-74	Oak.....	Pat Bourque.....	1b	Jim Holt.....	1b
42	10-23-74	Oak.....	Dan Ford.....	of	Pat Bourque.....	1b
			Dennis Myers.....	p		
43	6-14-75	Mil.....	John Briggs.....	of	Bob Darwin.....	of
44	10-24-75	Phi.....	Larry Cox.....	c	Sergio Ferrer.....	ss
45	12-23-75	LA.....	Bob Randall.....	2b	Danny Walton.....	of
46	6- 1-76	Tex.....	Mike Cubbage.....	3b	Bert Blyleven.....	p
			Jim Gideon.....	p	Danny Thompson.....	ss
			Bill Singer.....	p		
			Roy Smalley.....	ss		
47	12- 4-78	Cal.....	Danny Goodwin.....	c	Dan Ford.....	of
			Ron Jackson.....	1b		
48	12- 8-78	NY (NL).....	Jerry Koosman.....	p	Greg Field.....	p
					Jesse Orosco.....	p

TWINS' TRADES - 1961-PRESENT

No.	Date	Club	Received	Pos.	Traded	Pos.
49	2- 3-79	Cal	Dave Engle.....	c	Rod Carew.....	1b
			Paul Hartzell.....	p		
			Brad Havens.....	p		
			Ken Landreaux.....	of		
50	2-12-79	Bos	Dave Coleman.....	of	Larry Wolfe.....	3b
51	4- 2-79	Chi (AL)	John Verhoeven.....	p	John Sutton.....	p
52	12- 6-79	Phi	Pete Mackanin.....	2b	Paul Thormodsgard.....	p
53	12- 6-79	Bal	Tom Chism.....	1b	Dan Graham.....	3b
54	12- 8-80	SD	Chuck Baker.....	ss	Dave Edwards.....	of
55	12-12-80	Sea	Byron McLaughlin.....	p	Willie Norwood.....	of
56	3-30-81	LA	Mickey Hatcher.....	of	Ken Landreaux.....	of
			Matt Reeves.....	p		
			Kelly Snider.....	1b		
57	8-22-81	Det	Tim Corcoran.....	1b	Ron Jackson.....	1b
58	8-30-81	Chi (AL)	Randy Johnson.....	of	Jerry Koonsman.....	p
			Ivan Mesa.....	ss		
			Kevin Flannery.....	p		
59	12-28-81	Tor	Boomer Wells.....	1b	Hosken Powell.....	of
60	1- 7-82	LA	Bobby Castillo.....	p	Scotti Madison.....	c
			Bobby Mitchell.....	of	Paul Voigt.....	p
61	4-10-82	NY (AL)	Paul Boris.....	p	Gary Serun.....	p
			Ron Davis.....	p	Roy Smalley.....	ss
			Greg Gagne.....	ss		
62	5-11-82	Cal	Tom Brunansky.....	of	Doug Corbett.....	p
			Mike Walters.....	p	Rob Wilfong.....	2b
63	5-12-82	NY (AL)	Pete Filson.....	p	Roger Erickson.....	p
			Larry Milbourne.....	2b	Butch Wynegar.....	c
			John Pacella.....	p		
64	7- 2-82	Cle	Larry Littleton.....	of	Larry Milbourne.....	2b
65	11- 1-82	Tex	Len Whitehouse.....	p	John Pacella.....	p
66	12-10-82	Tor	Dave Baker.....	3b	Don Cooper.....	p
67	1- 7-83	Hou	Rick Lysander.....	p	Bob Veselic.....	c
68	3-25-83	Det	Stine Poole.....	c	Sal Butera.....	c
69	3-28-83	LA	Tack Wilson.....	of	Ivan Mesa.....	ss
70	6-21-83	Chi (AL)	Rusty Kuntz.....	of	Mike Sodders.....	3b
71	12- 5-83	Det	Larry Pashnick.....	p	Rusty Kuntz.....	of
72	12- 7-83	Tex	John Butcher.....	p	Gary Ward.....	of
			Mike Smithson.....	p		
			Sam Sorce.....	c		
73	8-19-84	STL	Chris Speier.....	ss	Jay Pettibone.....	p
74	8-29-84	Sea	Pat Putnam.....	1b	Carson Carroll.....	2b
75	12- 7-84	SD	Floyd Chiffer.....	p	Ray Smith.....	c
76	1- 9-85	Mon	Mike Stenhouse.....	of	Jack O'Connor.....	p
77	2-19-85	Chi (AL)	Roy Smalley.....	ss	Randy Johnson.....	1b
					Ron Scheer.....	of
					Brad Havens.....	p
					Jay Bell.....	ss
					Curt Wardle.....	p
					Jim Weaver.....	of
					Richard Yett.....	p
80	12-12-85	Bos	Charlie Mitchell.....	p	Mike Stenhouse.....	of
81	1- 7-86	Cle	Ramon Romero.....	p	Bryan Oelkers.....	p
			Roy Smith.....	p	Ken Schrom.....	p
82	1-16-86	Det	Chris Pittaro.....	2b	Dave Engle.....	c
			Alex Sanchez.....	of		
83	1-16-86	NY (NL)	Billy Beane.....	of	Pat Crosby.....	of
			Joe Klink.....	p	Tim Teufel.....	2b
			Bill Latham.....	p		
84	4-30-86	Chi (AL)	Juan Agosto.....	p	Pete Filson.....	p
			Kurt Walker.....	p		
85	5-20-86	Oak	Keith Atherton.....	p	Eric Broersma.....	p
86	6-20-86	Cle	Neal Heaton.....	p	John Butcher.....	p
			Kevin Trudeau.....	p		
87	8-13-86	Chi (NL)	Ray Fontenot.....	p	Dewayne Coleman.....	p
			George Frazier.....	p	Ron Davis.....	p
			Julius McDougal.....	ss		
88	2- 3-87	Mon	Tom Nieto.....	c	Al Cardwood.....	p
			Jeff Reardon.....	p	Neal Heaton.....	p
					Yorkis Perez.....	p
					Jeff Reed.....	c
89	2-20-87	Mon	Al Newman.....	2b	Mike Shade.....	p
90	3-31-87	SF	David Blakley.....	p	Jose Dominguez.....	p
			Dan Gladden.....	of	Bryan Hickerson.....	p
					Ray Velasquez.....	p
91	6- 6-87	NY (AL)	Joe Niekro.....	p	Mark Salas.....	c
92	6-23-87	Phi	Dan Schatzeder.....	p	Danny Clay.....	p
					Tom Schwarz.....	3b

TWINS' TRADES – 1961-PRESENT

No.	Date	Club	Received	Pos.	Traded	Pos.
93	7-31-87	Cle.	Steve Carlton	p	Jeff Perry	p
94	8-31-87	Bos	Don Baylor	of	Enrique Rios	p
95	2- 5-88	Phi	Fred Toliver	p	Chris Calvert	c
96	2-24-88	Det.	Doug Baker	ss	Julius McDougal	ss
97	3-24-88	Det.	Balvino Galvez	p	Billy Beane	of
98	4-22-88	StL	Tom Herr	2b	Tom Brunansky	of
99	8-28-88	Bal.	Jim Dwyer	of	Doug Kline	p
100	10-24-88	Phi	Shane Rawley	p	Eric Bullock	of
					Tom Herr	2b
					Tom Nieto	c
101	11- 3-88	Cal.	Mike Cook	p	Bert Blyleven	p
			Paul Sorrento	1b	Kevin Trudeau	p
			Rob Wassenaar	p		
102	12- 4-88	Hou	Todd McClure	p	Mark Portugal	p
103	12- 7-88	NY (NL)	Wally Backman	2b	Jeff Bumgarner	p
			Mike Santiago	p	Steve Gasser	p
					Toby Nivens	p
104	3-20-89	NY (AL)	Steve Shields	p	Balvino Galvez	p
105	3-21-89	Hou	Ramon Cedeno	of	Steve Lombardozzi	2b
			Mica Lewis	2b		
106	3-26-89	Cle	Carmelo Castillo	of	Keith Atherton	p
107	6-29-89	SD	Greg Booker	p	Fred Toliver	of
108	7-31-89	NY (NL)	Rick Aguilera	p	Loy McBride	of
			Tim Drummond	p	Frank Viola	p
			Jack Savage	p		
			Kevin Tapani	p		
			David West	p		
109	8-28-89	Mon	Alonzo Powell	of	Jim Dwyer	of
110	1-12-90	Mon	Jim Dwyer	of	Jim Davins	p
111	4- 4-90	Pit.	Orlando Lind	p	Mike Pomeranz	p
			Junior Ortiz	c		
112	4-12-90	Tex	Fred Manrique	2b	Jeff Satzinger	p
113	5-30-90	SF	Ed Gustafson	p	Francisco Oliveras	p
114	7-27-90	Tor	Nelson Liriano	2b	John Candelaria	p
			Pedro Munoz	of		
115	12- 5-90	SF	Steve Bedrosian	p	Johnny Ard	p
					Jimmy Williams	p
116	3-17-92	Pit.	John Smiley	p	Midre Cummings	of
					Denny Neagle	p
117	3-28-92	Cle	Curt Leskanic	p	Paul Sorrento	1b
			Oscar Munoz	p		
118	8-31-92	Mon	Darren Reed	of	Bill Krueger	p
119	11-18-92	NY (NL)	Pat Howell	of	Darren Reed	of
120	12- 5-92	Phi	Mike Hartley	p	David West	p
121	3-26-93	Col	Brett Merriman	p	Rob Wassenaar	p
					Gary Wayne	p
122	8-15-93	Bal.	Erik Schullstrom	p	Mike Pagliarulo	3b
123	8-28-93	SF	Greg Brummett	p	Jim Deshaies	p
			Andres Duncan	inf		
			Aaron Fultz	p		
124	11-24-93	Chi (NL)	Dave Stevens	p	Willie Banks	p
			Matt Walbeck	c		
125	3-14-94	Mon	Cash		Lenny Webster	c
126	8-31-94	Cle	Cash		Dave Winfield	dh
127	6- 8-95	Cin.	John Courtright	p	Dave McCarty	1b
128	7- 6-95	Bos	J.J. Johnson	of	Rick Aguilera	p
			Frank Rodriguez	p		
129	7- 7-95	Bal.	Kimera Bartee	of	Scott Erickson	p
			Scott Klingenberg	p		
130	7-31-95	LA	Ron Coomer	3b	Mark Guthrie	p
			Greg Hansell	p	Kevin Tapani	p
			Chris Latham	of		
			Jose Parra	p		
131	8-26-96	Bos	Brian Looney	p	Pat Mahomes	p
132	8-29-96	Sea	David Ortiz	1b	Dave Hollins	3b
133	4- 8-97	Cin.	Cash		Scott Klingenberg	p
134	8-14-97	Atl.	Mark Lewis	of	Greg Colbrunn	1b
135	8-21-97	Sea	Joe Mays	p	Roberto Kelly	of
			Jeremy Palki	p		
136	8-30-97	Mil	Michael Fieldbinder	p	Darrin Jackson	of
137	9- 5-97	Atl.	Steve Hacker	1b	Greg Myers	c
138	12-12-97	NY (NL)	Alex Ochoa	of	Rich Becker	of
139	2- 6-98	NY (AL)	Brian Buchanan	of	Chuck Knoblauch	2b
			Cristian Guzman	ss		
			Eric Milton	p		
			Daniel Mota	p		

HISTORY & RECORDS

TWINS' TRADES - 1961-PRESENT

No.	Date	Club	Received	Pos.	Traded	Pos.
140	7-31-98	Bos	John Barnes Matt Kinney Joe Thomas	of p p	Greg Swindell Orlando Merced	p of
141	8-25-98	Chi (NL)	Scott Downs	p	Mike Morgan	p
142	11-16-98	NY (AL)	Allen Butler	3b	Dan Naulty	p
143	12-14-98	Mil	Darrell Nicholas	of	Alex Ochoa	of
144	3-31-99	Chi (NL)	Cash		Dan Serafini	p
145	5-21-99	Chi (NL)	Kyle Lohse Jason Ryan	p p	Rick Aguilera Scott Downs	p p
146	8- 3-99	Hou	Josh Dimmick	c	George Williams	c
147	12- 7-99	Col	Scott Randall	p	Chris Latham	of
148	12-13-99	Fla	Johan Santana Cash	p p	Jared Camp	p
149	7-16-00	Col	Todd Sears Cash	1b p	Butch Huskey Todd Walker	of 2b
150	8-31-00	Bos	Hector De Los Santos	ss	Midre Cummings	of
151	9-10-00	Bos	Lew Ford	of	Hector Carrasco	p
152	3-28-01	Ari	Hanley Frias	if	Chad Moeller	c
153	7-28-01	Det	Todd Jones	p	Mark Redman	p
154	7-30-01	NY (NL)	Rick Reed	p	Matt Lawton	of
155	7-12-02	SD	Jason Bartlett	ss	Brian Buchanan	of
156	11-15-02	Mil	Matt Yeatman Gerard Oakes	p p	Matt Kinney Javier Valentin	p c
157	7-16-03	Tor	Shannon Stewart Dave Gassner	of lhp	Bobby Kielty	of
158	8-31-03	NY (AL)	Jesse Orosco	lhp	Juan Padilla	rhp
159	9- 9-03	SD	Alex Garcia	if	Todd Sears	1b
160	11-14-03	SF	Joe Nathan Boof Bonser Francisco Liriano	rhp rhp lhp	A.J. Pierzynski Cash	c p
161	12- 3-03	Phi	Carlos Silva Nick Punto Bobby Korecky	rhp if rhp	Eric Milton	lhp
162	12-15-03	SF	J.T. Thomas	lhp	Dustan Mohr	of
163	4-21-04	Bos	Cash		Brad Thomas	lhp
164	7-31-04	Chi (NL)	Justin Jones	lhp	Doug Mientkiewicz	1b
165	7-11-05	Sea	Bret Boone Cash	2b p	PTBNL	
166	12- 2-05	Fla	Luis Castillo	2b	Travis Bowyer	rhp
167	12- 9-05	LAA	Alexi Casilla	if	Scott Tyler	rhp
168	6-15-06	Cin	Brandon Roberts	of	J.C. Romero	lhp
169	7-31-06	Cin	Zach Ward	rhp	Juan Castro	ss
170	8-31-06	Chi (NL)	Phil Nevin	1b/dh	Kyle Lohse	rhp
171	7-30-07	NY (NL)	Drew Butera Dustin Martin	c of	Adam Harben Luis Casillo	rhp 2b
172	8-15-07	Col	Matt Macri	3b	Ramon Ortiz	rhp
173	11-21-07	Chi (NL)	Craig Monroe	of	Doug Deeds	of
174	11-28-07	TB	Delmon Young Brendan Harris Jason Pridie	of if of	Matt Garza Jason Bartlett Eduardo Morlan	rhp if rhp
175	2- 2-08	NY (NL)	Carlos Gomez Philip Humber Kevin Mulvey Deolis Guerra	of rhp rhp rhp	Johan Santana	lhp
176	8-25-08	Tex	Mark Hamburger	rhp	Eddie Guardado	lhp
177	7-31-09	Oak	Orlando Cabrera	ss	Tyler Ladendorf	if
178	8- 7-09	Cle	Carl Pavano	rhp	PTBNL (Yohan Pino)	rhp
179	8-28-09	Ari	Jon Rauch	rhp	Kevin Mulvey	rhp
180	11- 9-09	Mil	J.J. Hardy	ss	Cash	
181	12-10-09	Bos	PTBNL (Chris Province)	rhp	Carlos Gomez	of
182	7-29-10	Was	Matt Capps	rhp	Boof Bonser	rhp
183	8-27-10	LAA	Brian Fuentes	lhp	Wilson Ramos	c
184	12- 9-10	Bal	Jim Hoey Brett Jacobson	rhp rhp	PTBNL (Loek Van Mil) J.J. Hardy	rhp ss
185	12-16-10	Col	Paul Bargas	lhp	Brendan Harris Cash Jose Morales	if p c

LOW-HIT GAMES

TUJINS

NO-HITTERS

No	Pitcher	Date	Opp	On Base	Score
1	Jack Kralick	8-26-62	KC	1	1- 0
2	Dean Chance	8- 6-67 (5 inn.)	Bos	0	2- 0
3	Dean Chance	8-25-67	at Cle	6	2- 1
4	Scott Erickson	4-27-94	Mil	5	6- 0
5	Eric Milton	9-11-99	Ana	2	7- 0

ONE-HITTERS

No	Pitcher	Date	Opp	Hitter	Hit	Field	Inn	Out	Score
1	Gerry Arrigo	6-26-64	Chi	Hershberger	sgl	C	9	0	2- 0
2	Jim Grant	9-25-65	at Wash	Blasingame	dbl	R	3	2	5- 0
3	Dave Boswell	7-30-66	Bal	Snyder	sgl	R	7	0	7- 0
4	Dean Chance	5-11-67	KC	Cater	sgl	R	4	2	8- 0
5	Bert Blyleven	5-24-73	KC	Kirkpatrick	bunt	3B	5	0	2- 0
6	Jim Kaat	7- 1-73	at Cal	Robinson	hr	L	2	0	2- 1
7	Bert Blyleven	9-26-73	at Oak	Mangual	sgl	2B	5	2	4- 1
8	Bert Blyleven	7- 4-74	Tex	Harrah	hr	R	3	1	3- 1
9	Dave Goltz	8-23-77	Bos	Rice	sgl	L	4	0	7- 0
10	Geoff Zahn	6- 6-80	Tor	Mayberry	sgl	L	7	2	5- 0
11	Ken Schrom	6-26-85	KC	Wilson	sgl	C	3	1	2- 1
12	Scott Erickson/Mark Guthrie	9-24-91	Chi	Pasqua	hr	L	7	1	9- 2
13	Scott Erickson	7-24-92	at Bos	Brunansky	sgl	R	2	0	5- 0
14	Johan Santana/Joe Nathan	7-17-04	at KC	Berroa	dbl	C	2	0	4- 1
15	Scott Baker	8-31-07	KC	Sweeney	sgl	C	9	1	5- 0

OPPONENTS

NO-HITTERS

No	Pitcher	Date	Opp	On Base	Score
1	Jim Hunter	5- 8-68	at Oak	0	0- 4
2	Vida Blue	9-21-70	at Oak	1	0- 6
3	Nolan Ryan	9-28-74	at Cal	8	0- 4
4	David Wells	5-17-98	at NY	0	0- 4

ONE-HITTERS

No	Pitcher	Date	Opp	Hitter	Hit	Field	Inn	Out	Score
1	Dick Donovan	9-24-61	Wash	Altobelli	hr	R	7	1	1- 4
2	Dean Chance	9-10-62	LA	Versalles	sgl	SS	8	1	0- 5
3	Milt Pappas	9- 2-64	Bal	Versalles	sgl	L	8	2	0- 2
4	Bill Monbouquette	9- 6-64	Bos	Versalles	hr	L	6	2	2- 1
5	Barry Moore	4-30-67	at Wash	Tovar	sgl	R	6	2	0- 3
6	Dave McNally	5-15-69	Bal	Tovar	sgl	C	9	1	0- 5
7	Mike Cuellar	8-10-69	at Bal	Tovar	sgl	L	9	0	0- 2
8	Dick Bosman	8-13-70	at Wash	Tovar	bunt	3B	1	0	0- 1
9	Rick Wise	6-14-76	Bos	Terrell	sgl	2B	3	1	0- 5
10	Jim Palmer	8-10-76	at Bal	Cabbage	sgl	R	2	2	0- 2
11	Bruce Kison	4-23-80	Cal	Landreaux	dbl	L	9	1	0-17
12	Jack Morris	8-21-80	Det	Wilfong	sgl	L	1	1	2- 4
13	Paul Splittorff/Rich Gale	10- 5-80	at KC	Castino	sgl	C	1	0	0- 4
14	Jim Palmer	9- 4-82	at Bal	Gaetti	sgl	C	5	2	0- 3
15	Jim Clancy	9-28-82	at Tor	Bush	sgl	R	9	0	0- 3
16	Walt Terrell/Willie Hernandez	7-14-85	at Det	Brunansky	dbl	C	7	2	0- 8
17	Danny Darwin	8-19-85	at Mil	Smalley	hr	R	5	0	1- 4
18	Bobby Witt/Dale Mohorcic	6-26-87	at Tex	Smalley	sgl	C	2	2	0- 1
19	Paul Kilgus	5-21-88	at Tex	Gaetti	dbl	C	8	0	0- 3
20	Randy Johnson	7-16-98	at Sea	Gates	sgl	C	8	1	0- 3
21	Mike Mussina	8- 1-00	at Bal	Coomer	sgl	R	7	2	0- 7
22	Freddy Garcia	8-23-05	Chi	Jones	hr	C	8	0	1- 0
23	Gavin Floyd	5- 6-08	at Chi	Mauer	dbl	C	9	1	1- 7
24	Rich Harden/Harrison/O'Day/Feliz	8-23-10	at Tex	Mauer	sgl	C	9	1	0- 4

HISTORY & RECORDS

Did you know?

... that in 1997 Brad Radke won 12 decisions in 12 consecutive starts, becoming one of only four pitchers in the last 50 years to post a win in 12 straight starts.

PITCHERS' BACK-TO-BACK SHUTOUTS

Pitcher	Dates	Opponents	Scores	Hits	Losers
Camilo Pascual	5-15-61	at Chi	5-0	4	Cal McLish
	5-20-61	KC	2-0	5	Joe Nuxhall
Camilo Pascual	8-23-61	at Chi	4-0	2	Cal McLish
	8-29-61	NY	3-0	4	Ralph Terry
Camilo Pascual	9-17-61	at Clev	5-0	8	Jim Perry
	9-23-61	Wash	10-0	2	Pete Burnside
Camilo Pascual	6-26-62	at NY	5-0	9	Rollie Sheldon
	7- 1-62	at Wash	9-0	5	Ray Rippelmeyer
Jim Grant	8- 6-66	at KC	5-0	4	Lew Krausse
	8-10-66	at Cal	2-0	8	Clyde Wright
Jim Grant	8-23-66	at Wash	7-0	5	Pete Richert
	8-27-66	at Chi	1-0	3	Gary Peters
Dean Chance	5-11-67	KC	8-0	1	Jim Hunter
	5-16-67	at Chi	1-0	5	John Buzhardt
Jim Merritt	5-26-67	at KC	5-0	5	Jim Nash
	5-30-67	at NY	3-0	2	Fritz Peterson
Jim Perry	8-10-67	Wash	5-0	5	Barry Moore
	8-15-67	at Cal	4-0	6	Curt Simmons
Dean Chance	6-19-68	Wash	4-0	3	Joe Coleman
	6-24-68	at Chi	1-0	3	Bob Priddy
Bert Blyleven	4- 7-71	Mil	4-0	4	Lew Krausse
	4-12-71	at KC	2-0	3	Dick Drago
Dick Woodson	8- 1-72	at Tex	3-0	3	Pete Broberg
	8- 5-72	Oak	4-0	5	Vida Blue
Bert Blyleven	5-24-73	KC	2-0	1	Dick Drago
	5-29-73	at Mil	1-0	6	Jim Slaton
Bert Blyleven	6-16-73	at Det	5-0	4	Joe Coleman
	6-21-73	Cal	1-0	8	Clyde Wright
Jim Hughes	5-14-75	Cle	3-0	4	Gaylord Perry
	5-18-75	Mil	6-0	4	Ed Sprague
Dave Goltz	8-31-76	Mil	4-0	2	Bill Travers
	9- 9-76	at Tex	6-0	3	Jim Umbarger
Frank Viola	5- 1-88	at Bos	2-0	5	Jeff Sellers
	5- 6-88	Bos	5-0	7	Jeff Sellers
Scott Erickson	4-26-91	Sea	6-0	5	Randy Johnson
	5- 1-91	Bos	1-0	2	Jeff Gray

TWINS' CONSECUTIVE SHUTOUTS

Date	Opponent	Score	Date	Opponent	Score	Date	Opponent	Score
8-23-61	at Chicago	4- 0	9-13-71	at California	1- 0	9-15-84	at Texas	1- 0
8-24-61	at Chicago	3- 0	9-15-71	at Milwaukee	1- 0	9-16-84	at Texas	2- 0
8-26-62	Kansas City	1- 0	9- 6-72	at Texas	2- 0	6-26-88	at Oakland	11- 0
8-28-62	at Chicago	2- 0	9- 7-72	at Texas	4- 0	6-26-88	at Oakland	5- 0
6- 4-63	at Kansas City	5- 0	5-29-73	at Milwaukee	1- 0	6-21-92	Seattle	5- 0
6- 5-63	at Kansas City	4- 0	5-30-73	at Milwaukee	4- 0	6-22-92	California	2- 0
7-24-63	at Cleveland	9- 0	6-28-73	at Texas	4- 0	5- 8-03	at Tampa Bay	5- 0
7-24-63	at Cleveland	5- 0	6-29-73	at California	4- 0	5- 9-03	Boston	5- 0
5-30-65	at Washington	6- 0	8- 9-75	at Detroit	1- 0	7- 5-04	Kansas City	9- 0
5-31-65	at Baltimore	6- 0	8-10-75	at Detroit	4- 0	7- 6-04	Kansas City	4- 0
7- 5-65	Boston	2- 0	9-23-76	at Chicago	3- 0	7- 7-04	Kansas City	12- 0
7- 6-65	Boston	9- 0	9-25-76	California	6- 0	9- 2-04	Texas	2- 0
6-24-68	at Chicago	1- 0	9- 7-81	Toronto	4- 0	9- 3-04	Kansas City	2- 0
6-27-68	at Baltimore	2- 0	9- 8-81	Toronto	1- 0	7-31-10	Seattle	4- 0
4-11-71	at Chicago	6- 0	9-28-83	Texas	3- 0	8- 1-10	Seattle	4- 0
4-12-71	at Kansas City	2- 0	9-29-83	Texas	2- 0			

TWINS' 20-GAME WINNERS

Pitcher	Year	Record	Pitcher	Year	Record
Camilo Pascual	1962	20-11	Bert Blyleven	1973	20-17
Camilo Pascual	1963	21- 9	Dave Goltz	1977	20-11
Jim Grant	1965	21- 7	Jerry Koosman	1979	20-13
Jim Kaat	1966	25-13	Frank Viola*	1988	24- 7
Dean Chance	1967	20-14	Scott Erickson	1991	20- 8
Dave Boswell	1969	20-12	Brad Radke	1997	20-10
Jim Perry	1969	20- 6	Johan Santana*	2004	20- 6
Jim Perry*	1970	24-12			

(* - also won Cy Young Award)

TWINS' YEARLY PITCHING LEADERS

WINS		ERA		STRIKEOUTS	
1961 —	Pascual.....15-16	Pascual.....	3.46	Pascual.....	*221
1962 —	Pascual.....20-11	Kaat.....	3.14	Pascual.....	*206
1963 —	Pascual.....21- 9	Pascual.....	2.47	Pascual.....	*202
1964 —	Kaat.....17-11	Kaat.....	3.22	Pascual.....	213
1965 —	Grant.....*21- 7	Perry.....	2.63	Kaat.....	154
1966 —	Kaat.....*25-13	Perry.....	2.54	Kaat.....	205
1967 —	Chance.....20-14	Merritt.....	2.53	Chance.....	220
1968 —	Chance.....16-16	Chance.....	2.53	Chance.....	234
1969 —	Boswell.....20-12	Perry.....	2.82	Boswell.....	190
	Perry.....20- 6				
1970 —	Perry.....\$24-12	Perry.....	3.03	Hall.....	184
1971 —	Perry.....17-17	Blyleven.....	2.82	Blyleven.....	224
1972 —	Blyleven.....17-17	Corbin.....	2.61	Blyleven.....	228
1973 —	Blyleven.....20-17	Blyleven.....	2.52	Blyleven.....	258
1974 —	Blyleven.....17-17	Blyleven.....	2.66	Blyleven.....	249
1975 —	Hughes.....16-14	Blyleven.....	3.00	Blyleven.....	233
1976 —	Campbell.....17- 5	Campbell.....	3.00	Goltz.....	133
1977 —	Goltz.....*20-11	Goltz.....	3.36	Goltz.....	186
1978 —	Goltz.....15-10	Goltz.....	2.50	Erickson.....	121
1979 —	Koosman.....20-13	Koosman.....	3.38	Koosman.....	157
1980 —	Koosman.....16-13	Erickson.....	3.25	Koosman.....	149
1981 —	Redfern.....9- 8	Arroyo.....	3.94	Redfern.....	77
1982 —	Castillo.....13-11	Castillo.....	3.66	Havens.....	129
1983 —	Schrom.....15- 8	Schrom.....	3.71	Viola.....	127
1984 —	Viola.....18-12	Viola.....	3.21	Viola.....	149
1985 —	Viola.....18-14	Viola.....	4.09	Viola.....	135
1986 —	Blyleven.....17-14	Blyleven.....	4.01	Blyleven.....	215
1987 —	Viola.....17-10	Viola.....	2.90	Viola.....	197
1988 —	Viola.....#24- 7	Anderson.....	*2.45	Viola.....	193
1989 —	Anderson.....17-10	Viola.....	3.79	Guthrie & Tapani.....	138
1990 —	Tapani.....12- 8	Anderson.....	4.53	Guthrie & Tapani.....	101
1991 —	Erickson.....20- 8	Tapani.....	2.99	Morris.....	163
1992 —	Smiley.....16- 9	Smiley.....	3.21	Smiley.....	163
	Tapani.....16-11				
1993 —	Tapani.....12-15	Banks.....	4.04	Tapani.....	150
1994 —	Tapani.....11- 7	Tapani.....	4.62	Erickson.....	104
1995 —	Radke.....11-14	Tapani.....	4.92	Tapani.....	88
1996 —	Rodriguez.....13-14	Radke.....	4.46	Radke.....	148
1997 —	Radke.....20-10	Swindell.....	3.58	Radke.....	174
1998 —	Radke.....12-14	Trombley.....	3.63	Radke.....	146
1999 —	Radke.....12-14	Radke.....	3.75	Milton.....	163
2000 —	Milton.....13-10	Hawkins.....	3.39	Milton.....	160
2001 —	Mays.....17-13	Mays.....	3.16	Milton.....	157
2002 —	Reed.....15- 7	Reed.....	3.78	Santana.....	137
2003 —	Lohse.....14-11	Santana.....	3.07	Santana.....	169
	Radke.....14-10				
2004 —	Santana.....20- 6	Santana.....	*2.61	Santana.....	*265
2005 —	Santana.....16- 7	Santana.....	2.87	Santana.....	#238
2006 —	Santana.....\$19- 6	Santana.....	#2.77	Santana.....	#245
2007 —	Santana.....15-13	Santana.....	3.33	Santana.....	235
2008 —	Perkins and Slowey.....12-4 and 12-11	Baker.....	3.45	Baker.....	141
2009 —	Baker.....15-9	Blackburn.....	4.03	Baker.....	162
2010 —	Pavano.....17-11	Liriano.....	3.62	Liriano.....	201

(* — league-leadership; + — tie for league-leadership; # — major league-leadership; \$ — tie for major league-leadership)

COMPLETE GAME SHUTOUTS BY TWINS' PITCHERS

Pitcher	No	Pitcher	No	Pitcher	No	Pitcher	No
Blyleven.....	29	Decker.....	4	Krueger.....	2	Jackson.....	1
Kaat.....	23	Kralick.....	4	Morris.....	2	Luebber.....	1
Pascual.....	18	Milton.....	4	Pavano.....	2	Lysander.....	1
Perry.....	17	Santana.....	4	Reed.....	2	O'Connor.....	1
Chance.....	11	Stigman.....	4	Silva.....	2	Redfern.....	1
Goltz.....	11	Anderson.....	3	Slowey.....	2	Roland.....	1
Grant.....	10	Butcher.....	3	Smiley.....	2	Schrom.....	1
Radke.....	10	Corbin.....	3	Stange.....	2	Serum.....	1
Viola.....	10	Koosman.....	3	Tewksbury.....	2	Smith.....	1
Erickson, S.....	7	Lohse.....	3	Albury.....	1	Straker.....	1
Zahn.....	7	Ramos.....	3	Arrigo.....	1	Thormodsgard.....	1
Boswell.....	6	Robertson.....	3	Arroyo.....	1	Tiant.....	1
Mays.....	6	Singer.....	3	Campbell.....	1	Williams, A.....	1
Merritt.....	6	Baker.....	2	Castillo.....	1	Zepp.....	1
Tapani.....	6	Hall.....	2	Duensing.....	1	Total.....	279
Smithson.....	5	Havens.....	2	Guthrie.....	1		
Woodson.....	5	Hughes.....	2	Hands.....	1		

CONSECUTIVE SHUTOUTS OF TWINS

Date	Opponent	Score	Date	Opponent	Score	Date	Opponent	Score
5-21-61	Cleveland	0- 9	8-27-72	Detroit	0- 1	9- 2-83	Baltimore	0- 1
5-21-61	Cleveland	0- 2	8-28-72	Baltimore	0- 2	9- 3-83	Baltimore	0-13
8-10-62	at Los Angeles	0- 1	7- 8-73	New York	0- 7	9- 7-86	at Boston	0- 9
8-11-62	at Los Angeles	0- 3	7- 9-73	Boston	0- 2	9- 8-86	at Kansas City	0- 5
9-10-62	Los Angeles	0- 5	9-28-74	at California	0- 4	8- 5-90	at Seattle	0- 4
9-11-62	Los Angeles	0- 9	9-29-74	at California	0- 4	8- 6-90	Milwaukee	0- 6
4-21-63	at Chicago	0- 8	7-19-78	New York	0- 2	4-29-93	at Detroit	0-11
4-23-63	at Chicago	0- 1	7-20-78	New York	0- 4	4-30-93	at Baltimore	0- 8
9-25-64	at Los Angeles	0- 1	9- 6-78	Chicago	0- 1	8- 1-94	Baltimore	0- 1
9-26-64	at Los Angeles	0- 2	9- 8-78	Milwaukee	0- 3	8- 2-94	Baltimore	0-10
5- 3-68	at Cleveland	0- 4	9- 9-78	Milwaukee	0- 3	6-21-96	at Detroit	0- 2
5- 4-68	at Cleveland	0- 2	9-18-79	at Chicago	0- 1	6-22-96	at Detroit	0- 6
8-26-68	at Washington	0- 1	9-19-79	at Chicago	0- 6	5-10-98	New York	0- 7
8-27-68	at Washington	0- 2	5-23-80	at Milwaukee	0- 5	5-11-98	Baltimore	0- 4
9-11-68	Cleveland	0- 1	5-24-80	at Milwaukee	0- 4	9- 7-99	Baltimore	0- 5
9-13-68	at Boston	0- 2	4-11-81	Oakland	0- 3	9- 8-99	Baltimore	0-10
5-15-69	Baltimore	0- 5	4-12-81	Oakland	0- 1	9- 7-02	Oakland	0- 2
5-17-69	Detroit	0- 6	8-18-81	at Detroit	0- 3	9- 8-02	Oakland	0- 6
7- 4-72	at Boston	0- 2	8-19-81	at Detroit	0- 4			
7- 5-72	at Boston	0- 2						

200 INNINGS PITCHED CLUB

Year	Pitcher	IP	Year	Pitcher	IP	Year	Pitcher	IP
1961	Ramos	264.1	1975	Byleven	275.2	1992	Smiley	241.0
	Pascual	252.1		Hughes	249.2		Tapani	220.0
	Kralick	242.0		Goltz	243.0		S. Erickson	212.0
	Kaat	200.2	1976	Goltz	249.1	1993	Tapani	225.2
1962	Kaat	269.0	1977	Goltz	303.0		S. Erickson	218.2
	Pascual	257.2		Thormodsgard	218.0	1994	—	
	Kralick	242.2	1978	R. Erickson	265.2	1995	—	
1963	Pascual	248.1		Zahn	252.1	1996	Radke	232.0
	Stigman	241.0		Goltz	220.1		Rodriguez	206.2
1964	Pascual	267.1	1979	Koosman	263.2	1997	Radke	239.2
	Kaat	243.0		Goltz	250.2	1998	Radke	213.2
1965	Grant	270.1	1980	Koosman	243.1	1999	Radke	218.2
	Kaat	264.1		Zahn	232.2		Milton	206.1
1966	Kaat	304.2	1981	—		2000	Radke	226.2
	Grant	249.0	1982	B. Castillo	218.2		Milton	200.0
1967	Chance	283.2		Havens	208.2	2001	Mays	233.2
	Kaat	263.1	1983	Viola	210.0		Radke	226.0
	Merritt	227.2	1984	Viola	257.2		Milton	220.2
	Boswell	222.2		Smithson	252.0	2002	—	
1968	Chance	292.0		Butcher	225.0	2003	Radke	212.1
	Merritt	238.1	1985	Smithson	257.0		Lohse	201.0
	Kaat	208.0		Viola	250.2	2004	Santana	228.0
1969	Perry	261.2		Butcher	207.2		Radke	219.2
	Boswell	256.1	1986	Byleven	271.2		Silva	203.0
	Kaat	242.1		Viola	245.2	2005	Santana	231.2
1970	Perry	278.2	1987	Byleven	267.0		Radke	200.2
	Kaat	230.1		Viola	251.2	2006	Santana	233.2
1971	Byleven	278.1	1988	Viola	255.1	2007	Santana	219.0
	Perry	270.0		Byleven	207.1		Silva	202.0
	Kaat	260.1		Anderson	202.1	2008	—	
1972	Byleven	287.1	1989	—		2009	Blackburn	205.2
	Woodson	251.2	1990	—			Baker	200.0
	Perry	217.2	1991	Morris	246.2	2010	Pavano	221.0
1973	Byleven	325.0		Tapani	244.0			
1974	Byleven	281.0		S. Erickson	204.0			
	Decker	248.2						

Did you know?

...the last Twins pitcher to hit a home run was Jim Kaat, June 11, 1972 at Cleveland.

TWINS' ANNUAL AWARDS

CALVIN R. GRIFFITH AWARD

(Twins' First Owner)

—MOST VALUABLE TWIN—

(As selected by vote of the Twin Cities Baseball Writers)

1961.....	Harmon Killebrew	1978.....	Roy Smalley	1995.....	Chuck Knoblauch
1962.....	Vic Power	1979.....	Roy Smalley	1996.....	Chuck Knoblauch
1963.....	Earl Battey	1980.....	John Castino	1997.....	Brad Radke
1964.....	Tony Oliva	1981.....	Doug Corbett	1998.....	Matt Lawton
1965.....	*Zoilo Versalles	1982.....	Gary Ward	1999.....	Brad Radke
1966.....	Harmon Killebrew	1983.....	John Castino	2000.....	Matt Lawton
1967.....	Harmon Killebrew	1984.....	Kent Hrbek	2001.....	Doug Mientkiewicz
1968.....	Cesar Tovar	1985.....	Kirby Puckett	2002.....	Torii Hunter
1969.....	*Harmon Killebrew	1986.....	Kirby Puckett	2003.....	Shannon Stewart
1970.....	Harmon Killebrew	1987.....	Jeff Reardon	2004.....	Johan Santana
1971.....	Leo Cardenas	1988.....	Kirby Puckett	2005.....	Johan Santana
1972.....	Rod Carew	1989.....	Kirby Puckett	2006.....	*Justin Morneau
1973.....	Rod Carew	1990.....	Brian Harper	2007.....	Torii Hunter
1974.....	Rod Carew	1991.....	Jack Morris	2008.....	Justin Morneau
1975.....	Rod Carew	1992.....	Kirby Puckett	2009.....	Joe Mauer
1976.....	Rod Carew	1993.....	Brian Harper	2010.....	Joe Mauer
1977.....	*Rod Carew	1994.....	Kirby Puckett		

(* — Also American League MVP)

BILL BONI AWARD

(Former St. Paul Dispatch-Pioneer Press Executive Sports Editor)

—TWINS' OUTSTANDING ROOKIE—

(As selected by vote of the Twin Cities Baseball Writers)

1962.....	Bernie Allen	1979.....	*John Castino	1996.....	Ron Coomer
1963.....	Jimmie Hall	1980.....	Doug Corbett	1997.....	None Awarded
1964.....	*+Tony Oliva	1981.....	Dave Engle	1998.....	Eric Milton
1965.....	Sandy Valdespino	1982.....	Kent Hrbek	1999.....	Cristian Guzman
1966.....	Cesar Tovar	1983.....	Darrell Brown	2000.....	Mark Redman
1967.....	*+Rod Carew	1984.....	Kirby Puckett	2001.....	Luis Rivas
1968.....	Ron Clark	1985.....	Mark Salas	2002.....	*Bobby Kielty
1969.....	George Mitterwald	1986.....	Steve Lombardozi	2003.....	Lew Ford
1970.....	+Bert Blyleven	1987.....	Les Straker	2004.....	Joe Mauer
1971.....	Steve Braun	1988.....	None Awarded	2005.....	Jesse Crain
1972.....	Bob Darwin	1989.....	Gary Wayne	2006.....	Francisco Liriano
1973.....	Jerry Terrell	1990.....	Kevin Tapani	2007.....	Matt Garza
1974.....	Craig Kuscik	1991.....	*+Chuck Knoblauch	2008.....	Denard Span
1975.....	Dan Ford	1992.....	Mike Trombley	2009.....	Jose Mijares
1976.....	+Butch Wynegar	1993.....	Pat Meares	2010.....	Danny Valencia
1977.....	Paul Thordmogsard	1994.....	Matt Walbeck		
1978.....	Roger Erickson	1995.....	*Marty Cordova		

JOSEPH W. HAYNES AWARD

(Former Twins' Executive Vice-President)

—TWINS' PITCHER OF THE YEAR—

(As selected by vote of the Twin Cities Baseball Writers)

1962.....	Camilo Pascual	1979.....	Jerry Koonsman	1996.....	Frank Rodriguez
1963.....	Bill Dailey	1980.....	Doug Corbett	1997.....	Brad Radke
1964.....	Al Worthington	1981.....	Doug Corbett	1998.....	Mike Trombley
1965.....	+Jim Grant	1982.....	Bobby Castillo	1999.....	Brad Radke
1966.....	+Jim Kaat	1983.....	Ken Schrom	2000.....	Eric Milton
1967.....	Dean Chance	1984.....	Frank Viola	2001.....	Joe Mays
1968.....	Dean Chance	1985.....	Ron Davis	2002.....	Eddie Guardado
1969.....	Jim Perry	1986.....	Bert Blyleven	2003.....	Johan Santana
1970.....	*Jim Perry	1987.....	Frank Viola	2004.....	*+Johan Santana
1971.....	Bert Blyleven	1988.....	*Frank Viola	2005.....	Johan Santana
1972.....	Jim Kaat	1989.....	Allan Anderson	2006.....	*Johan Santana
1973.....	Bert Blyleven	1990.....	Rick Aguilera	2007.....	Johan Santana
1974.....	Bill Campbell	1991.....	Jack Morris	2008.....	Joe Nathan
1975.....	Jim Hughes	1992.....	John Smiley	2009.....	Joe Nathan
1976.....	Bill Campbell	1993.....	Rick Aguilera	2010.....	Carl Pavano
1977.....	Dave Goltz	1994.....	Kevin Tapani		
1978.....	Mike Marshall	1995.....	Brad Radke		

Did you know?

... that when Rick Aguilera pinch-hit for Mark Guthrie in Game Three of the 1991 World Series, he became the first pitcher to be used in that role since Don Drysdale did so for the Dodgers in Game Two of the 1965 Series vs. Minnesota.

TWINS' ANNUAL AWARDS

CHARLES O. JOHNSON AWARD

(Former Minneapolis Star and Tribune Sports Editor)

—MOST IMPROVED TWIN—

(As selected by vote of the Twin Cities Baseball Writers)

1963..... Lee Stange	1979..... Rob Wilfong	1995..... Pedro Munoz
1964..... Jim Kaat	1980..... John Castino	1996..... Rich Becker
1965..... Don Mincher	1981..... Sal Butera	1997..... Brad Radke
1966..... Jim Kaat	1982..... Gary Ward	1998..... Todd Walker
1967..... Ted Uhlaender	1983..... Mickey Hatcher	1999..... Eric Milton
1968..... Ted Uhlaender	1984..... Frank Viola	2000..... Cristian Guzman
1969..... Rod Carew	1985..... Ron Davis	2001..... Joe Mays
1970..... Cesar Tovar	1986..... Gary Gaetti	2002..... LaTroy Hawkins
1971..... Cesar Tovar	1987..... Greg Gagne	2003..... Johan Santana
1972..... Danny Thompson	1988..... Allan Anderson	2004..... Juan Rincon
1973..... Jim Holt	1989..... Brian Harper	2005..... Carlos Silva
1974..... Glenn Borgmann	1990..... Mark Guthrie	2006..... Michael Cuddyer
1975..... Phil Roof	1991..... Shane Mack	2007..... Carlos Silva
1976..... Lyman Bostock	1992..... Mark Guthrie	2008..... Alexi Casilla
1977..... Rod Carew	1993..... Larry Casian	2009..... Michael Cuddyer
1978..... Roy Smalley	1994..... Chuck Knoblauch	2010..... Delmon Young

SHERRY ROBERTSON AWARD

(Former Twins' Farm Director)

—TWINS' OUTSTANDING FARM SYSTEM POSITION PLAYER*—

Year — Player	Club	League	Class	Pos	Note
1970 — Mark Wiley	Auburn	NY-Penn	A	P	10-3, 1.49
1971 — Steve Brye	Portland	PCL	AAA	OF	.340
1972 — Tom Smithson	Lynchburg	Carolina	A	C	.305
1973 — Craig Kuskic	Tacoma	PCL	AAA	1B	.305
1974 — Butch Wynegar	Elizabethton	Appalachian	R	C	.346
1975 — Steve Luebber	Tacoma	PCL	AAA	P	14-7, 2.39
1976 — Dan Graham	Reno	California	A	C	.320
1977 — Greg Field	Orlando	Southern	AA	P	14-7, 2.78
1978 — Steve Douglas	Visalia	California	A	OF	.343
1979 — Steve Green	Visalia	California	A	P	16-6
1980 — Bob Konopa	Wisconsin Rapids	Midwest	A	P	17-6, 2.88
1981 — Kent Hrbek	Visalia	California	A	1B	.379
1982 — Jeff Reed	Visalia	California	A	C	.329
1983 — Tim Teufel	Toledo	International	AAA	2B	.323
1984 — Curt Wardle	Orlando	Southern	AA	P	6-1, 17 sv
1985 — Mark Davidsson	Orlando	Southern	AA	OF	.302
1986 — Gene Larkin	Orlando	Southern	AA	1B	.321
1987 — Mike Dyer	Kenosha	Midwest	A	P	16-5, 3.07
1988 — Pete Delkus	Kenosha	Midwest	A	P	4-2, 33 sv
1989 — Paul Sorrento	Orlando	Southern	AA	1B	.255-27-112
1990 — Denny Neagle	Visalia/Orlando	California/Southern	A/AA	P	20-3, 2.10
1991 — Pat Mahomes	Orlando/Portland	Southern/PCL	AA/AAA	P	11-10, 2.32
1992 — Marty Cordova	Visalia	California	A	OF	.341-28-131
1993 — LaTroy Hawkins	Ft. Wayne	Midwest	A	P	15-5, 2.06
1994 — LaTroy Hawkins	Salt Lake	PCL	AAA	P	combined 18-6
1995 — Javier Valentin	Ft. Wayne	Midwest	A	C	.324-19-65
1996 — Todd Walker	Salt Lake	PCL	AAA	3B/2B	.339-28-111
1997 — David Ortiz	Salt Lake	PCL	AAA	1B	combined 32 HR's
1998 — Doug Mientkiewicz	New Britain	Eastern	AA	1B	.323-16-88
1999 — Michael Restovich	Quad City	Midwest	A	OF	.312-19-107
2000 — John Barnes	Salt Lake	PCL	AAA	OF	.365-13-87
2001 — Michael Cuddyer	New Britain	Eastern	AA	3B/OF	.301-30-87
2002 — Lew Ford	New Britain/Edmonton	Eastern/PCL	AA/AAA	OF	.318, 121 runs
2003 — Joe Mauer	Ft. Myers/New Britain	FSU/Eastern	A/AA	C	.338, 30 dbls, 85 rbi
2004 — Jason Kubel	New Britain/Rochester	Eastern/International	AA/AAA	OF	.352, 42 dbls, 100 rbi
2005 — David Winfree	Beloit	Midwest	A	3B	.294, 16 hrs, 101 rbi
2006 — Alexi Casilla	Ft. Myers/New Britain	FSU/Eastern	A/AA	IF	.318, 46 rbi, 50 sb
2007 — Brian Buscher	New Britain/Rochester	Eastern/International	AA/AAA	3B	.309, 26 dbls, 14 hrs
2008 — Ben Revere	Beloit	Midwest League	A	OF	.379, 17 dbls, 10 3bs, 44 sbs
2009 — Ben Revere	Ft. Myers	Florida State League	A	OF	.311, 13 dbls, 48 rbi, 45 sbs
2010 — Joe Benson	Ft. Myers/New Britain	FSU/Eastern	A/AA	OF	.259, 31 2bs, 27 hrs, 62 rbi

TWINS' ANNUAL AWARDS

JIM RANTZ AWARD

(Current Twins' Director of Minor Leagues)

—TWINS' OUTSTANDING FARM SYSTEM PITCHER*—

Year — Player	Club	League	Class	Throws	Note
2002 — J.D. Durbin	Quad City	Midwest	A	RHP	13-4, 3.19, 163 K's
2003 — Jesse Crain	Ft. Myers/New Britain/Rochester	FSL/EL/IL	A/AA/AAA	RHP	6-3, 1.93, 19 saves
2004 — Scott Baker	Ft. Myers/New Britain/Rochester	FSL/EL/IL	A/AA/AAA	RHP	10-8, 3.24, 145 K's
2005 — Francisco Liriano	New Britain/Rochester	EL/IL	A/AA/AAA	LHP	12-7, 2.63, 204 K's
2006 — Matt Garza	FTM/NB/Rochester	FSL/EL/IL	A/AA/AAA	RHP	14-4, 1.99, 154 K's
2007 — Kevin Slowey	Rochester	International	AAA	RHP	10-5, 1.89, 107 K's
2008 — Anthony Slama	Ft. Myers	Florida State	A	RHP	4-1, 1.01, 25 Sv's, 110 K's
2009 — David Bromberg	Ft. Myers	Florida State	A	RHP	13-4, 2.70, 148 K's
2010 — Kyle Gibson	Ft. Myers/New Britain/Rochester	FSL/EL/IL	A/AA/AAA	RHP	11-6, 2.96, 126 K's

* beginning in 2002, the Twins presented two awards, distinguishing between position players (Sherry Robertson Award) and pitchers.

DICK SIEBERT AWARD

(Former University of Minnesota Baseball Coach)

—UPPER MIDWEST PLAYER OF THE YEAR—

(As selected by vote of the Twin Cities Baseball Writers)

1962..... Dick Stigman	1979..... Dave Winfield	1996..... Paul Molitor
1963..... John Blanchard	1980..... Paul Molitor & Jack Morris	1997..... Denny Neagle
1964..... Bob Johnson	1981..... Jack Morris	1998..... Rick Helling
1965..... Jerry Kindall	1982..... Paul Molitor	1999..... Rick Helling
1966..... Rick Reichardt	1983..... Mike Boddicker	2000..... Darin Erstad
1967..... Lee Stange	1984..... Kent Hrbek	2001..... Aaron Sele
1968..... Jerry Koonsman	1985..... Dave Winfield	2002..... Jarrod Washburn
1969..... Jerry Koonsman	1986..... Jack Morris	2003..... Jim Brower
1970..... Jerry Koonsman	1987..... Paul Molitor	2004..... Keith Foulke
1971..... Dick Green	1988..... Dave Winfield	2005..... Travis Hafner
1972..... Denis Menke	1989..... Terry Steinbach	2006..... Joe Mauer
1973..... John Hiller	1990..... Mike Boddicker	2007..... Pat Neshek
1974..... Dave Winfield	1991..... Jack Morris	2008..... Joe Mauer
1975..... Dave Goltz	1992..... Dave Winfield	2009..... Joe Mauer
1976..... Tom Poquette	1993..... Paul Molitor	2010..... Joe Mauer
1977..... Tom Johnson	1994..... Paul Molitor	
1978..... Paul Molitor	1995..... Dan Wilson	

CARL R. POHLAD AWARD

(Twins' Owner)

—OUTSTANDING COMMUNITY SERVICE—

(As selected by vote of the Twin's Community Fund Board of Directors)

1993..... Brian Harper	1999..... Ron Coomer	2005..... Ron Gardenhire
1994..... Kent Hrbek	2000..... Denny Hocking	2006..... Michael Cuddyer
1995..... Kirby Puckett	2001..... Corey Koskie	2007..... Johan Santana
1996..... Paul Molitor	2002..... Brad Radke	2008..... Joe Mauer
1997..... Rick Aguilera	2003..... Doug Mientkiewicz	2009..... Justin Morneau
1998..... Terry Steinbach	2004..... Torii Hunter	2010..... Jesse Crain

Established in 1993, the Carl R. Pohlad Award is named after the Twins' owner, who has always felt the need to return something to his community. Voted on by the Twins Community Fund Board of Directors, the award recognizes a Twins player whose work and dedication on behalf of the ball club benefit communities throughout the Upper Midwest.

MIKE AUGUSTIN AWARD

(Former Pioneer Press Sports Writer)

—"MEDIA GOOD GUY" AWARD—

(As selected by vote of the Twin Cities Baseball Writers)

2006..... Torii Hunter
2007..... Torii Hunter
2008..... Joe Nathan
2009..... Denard Span
2010..... Michael Cuddyer

BOB ALLISON AWARD

(Former Twins Outfielder)

—LEADERSHIP AWARD—

(As selected by vote of the Twin Cities Baseball Writers)

2005..... Mike Redmond
2006..... Brad Radke
2007..... Mike Redmond
2008..... Justin Morneau
2009..... Michael Cuddyer
2010..... Michael Cuddyer

HERB CARNEAL AWARD

(Former Twins Broadcaster)

—LIFETIME ACHIEVEMENT AWARD—

(As selected by vote of the Twin Cities Baseball Writers)

2006..... Herb Carneal
2007..... Tom Mee
2008..... Carl Pohlad
2009..... Jerry Bell
2010..... Bert Blyleven

KIRBY PUCKETT AWARD

(Former Twins Outfielder)

—ALUMNI COMMUNITY SERVICE—

(As selected by Twins Community Fund Board of Directors)

2006..... Harmon Killebrew
2007..... Tony Oliva
2008..... Kent Hrbek
2009..... Rod Carew
2010..... Bert Blyleven

TWINS' AWARDS AND HONORS

MVP/PLAYER OF THE YEAR

1965	American League MVP	Zoilo Versalles
1965	TSN American League Player of the Year	Tony Oliva
1969	American League MVP	Harmon Killebrew
1969	TSN American League Player of the Year	Harmon Killebrew
1970	TSN American League Player of the Year	Harmon Killebrew
1971	TSN American League Player of the Year	Tony Oliva
1975	Joe Cronin Award/American League Player of the Year	Rod Carew
1977	American League MVP	Rod Carew
1977	TSN Major League Player of the Year	Rod Carew
2006	American League MVP	Justin Morneau
2006	Baseball America MLB Player of the Year	Johan Santana
2009	American League MVP	Joe Mauer

CY YOUNG AWARD/PITCHER OF THE YEAR

1965	TSN American League Pitcher of the Year	Jim Grant
1966	TSN American League Pitcher of the Year	Jim Kaat
1970	American League Cy Young Award	Jim Perry
1988	American League Cy Young Award	Frank Viola
1988	TSN American League Pitcher of the Year	Frank Viola
2004	American League Cy Young Award	Johan Santana
2004	TSN American League Pitcher of the Year	Johan Santana
2006	American League Cy Young Award	Johan Santana

ROOKIE OF THE YEAR

1964	American League Rookie of the Year	Tony Oliva
1964	TSN American League Rookie Player of the Year	Tony Oliva
1967	American League Rookie of the Year	Rod Carew
1967	TSN American League Rookie Player of the Year	Rod Carew
1970	TSN American League Rookie Pitcher of the Year	Bert Blyleven
1976	TSN American League Rookie Player of the Year	Butch Wynegar
1979	American League Co-Rookie of the Year	John Castino w/Alfredo Griffin
1991	American League Rookie of the Year	Chuck Knoblauch
1991	TSN American League Rookie Player of the Year	Chuck Knoblauch
1995	American League Rookie of the Year	Marty Cordova

MANAGER OF THE YEAR

1965	TSN Major League Manager of the Year	Sam Mele
1965	AP American League Manager of the Year	Sam Mele
1965	UPI American League Manager of the Year	Sam Mele
1987	UPI American League Manager of the Year	Tom Kelly
1991	TSN American League Manager of the Year	Tom Kelly
1991	UPI American League Manager of the Year	Tom Kelly
1991	American League Manager of the Year	Tom Kelly
2004	TSN American League Manager of the Year	Ron Gardenhire w/Buck Showalter
2008	Baseball America American League Manager of the Year	Ron Gardenhire
2010	TSN American League Manager of the Year	Ron Gardenhire
2010	American League Manager of the Year	Ron Gardenhire

EXECUTIVE OF THE YEAR

1965	TSN Executive of the Year	Calvin Griffith
1991	TSN Executive of the Year	Andy MacPhail
2002	TSN Executive of the Year	Terry Ryan
2004	Baseball America's Major League Executive of the Year	Terry Ryan
2006	TSN Executive of the Year	Terry Ryan

ROBERTO CLEMENTE AWARD

1977	Rod Carew	1994	Dave Winfield	1996	Kirby Puckett
------	-----------	------	---------------	------	---------------

BRANCH RICKEY AWARD

1993	Kirby Puckett	1998	Paul Molitor
------	---------------	------	--------------

BOB FISHEL PUBLIC RELATIONS AWARD

1988	Tom Mee
------	---------

DONALD DAVIDSON TRAVELING SECRETARY OF THE YEAR AWARD

2000	Remzi Kiratli
------	---------------

ORGANIZATION OF THE YEAR AWARD

2000	Topps
2002	Baseball America
2002	USA Today
2004	Baseball America

TOPPS' ADVANCEMENT THROUGH THE GAME AWARD

1998	Terry Ryan
------	------------

TOPPS' LONG & MERITORIOUS SERVICE AWARD

1984	George Brophy	1997	Jim Rantz
------	---------------	------	-----------

CHIEF BENDER AWARD

2008	Jim Rantz
------	-----------

BASEBALL AMERICA MINOR LEAGUE PLAYER OF THE YEAR

2003	Joe Mauer
------	-----------

USA TODAY MINOR LEAGUE PLAYER OF THE YEAR

2005	Francisco Liriano
2006	Matt Garza

TWINS' AWARDS AND HONORS

ROLAIDS RELIEF MAN AWARD/FIREMAN OF THE YEAR

1969	TSN American League Fireman of the Year.....	Ron Perranoski
1970	TSN American League Fireman of the Year.....	Ron Perranoski
1976	TSN American League Fireman of the Year.....	Bill Campbell
1976	Rolaids Relief Man Award.....	Bill Campbell
1979	TSN co-AL Fireman of the Year.....	Mike Marshall w/Jim Kern
1987	TSN co-AL Fireman of the Year.....	Jeff Reardon w/Dave Rigetti
2009	Rolaids Relief Man Award.....	Joe Nathan (tied with Mariano Rivera)

COMEBACK PLAYER OF THE YEAR

1967	AP American League.....	Dean Chance
1979	UPI American League.....	Jerry Koosman
1991	TSN American League.....	Jack Morris
2010	American League Comeback Player of the Year.....	Francisco Liriano

OUTSTANDING DESIGNATED HITTER

1991	Chili Davis	1996	Paul Molitor
------	-------------	------	--------------

LELAND S. MACPHER, JR. AWARD — MVP OF ALCS

1987	Gary Gaetti	1991	Kirby Puckett
------	-------------	------	---------------

WORLD SERIES MVP

1987	Frank Viola	1991	Jack Morris
------	-------------	------	-------------

THE SPORTING NEWS/LOUISVILLE SLUGGER SILVER SLUGGER AWARD

Kirby Puckett.....	1986, '87, '88, '89 and '92
Paul Molitor.....	1996
Chuck Knoblauch.....	1995 and '97
Joe Mauer.....	2006, '08, '09, '10
Justin Morneau.....	2006, 2008

JOE CRONIN AWARD

1975	Rod Carew	1993	Dave Winfield
------	-----------	------	---------------

RAWLINGS GOLD GLOVE AWARD WINNERS

1961	Earl Battey, c	Tony Oliva, rf	1988	Gary Gaetti, 3b	2004	Torii Hunter, cf	
1962	Earl Battey, c	1967	Jim Kaat, p	Kirby Puckett, cf	2005	Torii Hunter, cf	
	Jim Kaat, p	1968	Jim Kaat, p	1989	2006	Torii Hunter, cf	
	Vic Power, 1b	1969	Jim Kaat, p	Kirby Puckett, cf	2007	Torii Hunter, cf	
1963	Jim Kaat, p	1970	Jim Kaat, p	1991	Kirby Puckett, cf	Johan Santana, a	
	Vic Power, 1b	1971	Jim Kaat, p	1992	Kirby Puckett, cf	2008	Joe Mauer, c
	Zoilo Versalles, ss	1972	Jim Kaat, p	1997	Chuck Knoblauch, 2b	2009	Joe Mauer, c
1964	Jim Kaat, p	1986	Gary Gaetti, 3b	2001	Torii Hunter, cf	2010	Joe Mauer, c
1965	Jim Kaat, p	Kirby Puckett, cf		Doug Mientkiewicz, 1b			
	Zoilo Versalles, ss	1987	Gary Gaetti, 3b	2002	Torii Hunter, cf		
1966	Jim Kaat, p	Kirby Puckett, cf		2003	Torii Hunter, cf		

AMERICAN LEAGUE PLAYER OF THE MONTH

1974	May.....	Rod Carew (.425, 37-87)
1975	May.....	Jim Hughes (6-0, 0.69 ERA, 5 CG, 7 inn SHo relief)
1977	June.....	Rod Carew (.482)
1977	September.....	Rod Carew (.439)
1984	July.....	Kent Hrbek (31 rbi, 76 tb, .717 slug.)
1986	April.....	Kirby Puckett (.396, 68 tb, 36 h, 8 hr, 22 r)
1986	June.....	Kent Hrbek (.400, .726 slug., 8 hr, 27 rbi)
1987	July.....	Frank Viola (5-0, 2 CG, 1.88 ERA, 1 SHo, 48 ip)
1988	May.....	Frank Viola (6-0, 1.53 ERA, 2 CG, 2 SHo, 47 ip, 39 k)
1989	August.....	Kent Hrbek (.370, 7 hr, 23 rbi, 69 tb, 6 gwrbi, 21 r)
1992	May.....	Kirby Puckett (.374, 23 r, 40 h, 7 hr, 25 rbi)
1992	June.....	Kirby Puckett (.336, 24 r, 40 h, 5 hr, 24 rbi)
2002	April.....	Torii Hunter (.371, 39 h, 9 hr, 20 rbi)
2006	June.....	Joe Mauer (.452, 42 h, 14 rbi, 187 r, .528 obp)
2007	May.....	Justin Morneau (.314, 33 h, 10 hr, 29 rbi, .667 slg)
2009	May.....	Joe Mauer (.414, 41 h, 11 hr, 32 rbi, .500 obp, .838 slg)
2010	July.....	Delmon Young (.434, 6 hr, 12 2b, 30 rbi, .736 slg)

AMERICAN LEAGUE PITCHER OF THE MONTH

1991	May.....	Scott Erickson (5-0, 1.36 ERA, 46.1 ip, 1 SHo)
1991	June.....	Jack Morris (6-0, 2 CG, 1 SHo)
1991	August.....	Kevin Tapani (5-0, 48 ip, 1 CG, 8-game win-streak)
1992	April.....	Bill Krueger (4-0, 0.84 ERA, 32 ip, 18 h, 3 er, 16 k, 1 SHo)
1992	June.....	John Smiley (4-0, 1.34 ERA, 47 ip, 34 h, 8 bb, 35 k)
1993	June.....	Rick Aguilera (10 saves, 0.00 ERA, 13 ip, 39/42 batters retired)
1997	July.....	(co-winner w/Finley) Brad Radke (6-0, 1.57 ERA, 46 ip, 10 bb, 30 k)
2001	April.....	Brad Radke (5-0, 2.23 ERA, 48.1 ip, 4 bb, 25 k)
2003	August.....	Johan Santana (5-0, 1.07 ERA, 42.0 ip, 10 bb, 44 k)
2004	July.....	Johan Santana (3-2, 1.17 ERA, 46.0 ip, 14 h, 61 k)
2004	August.....	Johan Santana (6-0, 2.08 ERA, 43.1 ip, 7 bb, 52 k)
2004	September.....	Johan Santana (5-0, 0.45 ERA, 40.0 ip, 7 bb, 52 k)
2006	June.....	Johan Santana (5-0, 1.05 ERA, 43.0 ip, 24 h, 44 k)
2006	September.....	Johan Santana (3-1, 1.78 ERA, 35.1 ip, 38 k)
2010	April.....	Francisco Liriano (3-0, 0.93 ERA, 29.0 ip, 27 k)



TWINS' AWARDS AND HONORS

AMERICAN LEAGUE ROOKIE OF THE MONTH

2006	June	Francisco Liriano (4-1, 2.31, 35.0 ip, 35 k)
2006	July	Francisco Liriano (4-1, 1.51, 41.2 ip, 55 k)
2006	September	Boof Bonser (4-1, 2.63, 37.2 ip, 30 k)

AMERICAN LEAGUE PLAYER OF THE WEEK

1974	April 30	Bill Campbell (20.1 innings of scoreless relief)
1974	July 2	Tony Oliva (4 home runs in 2 days, 12 h)
1975	June 8	Rod Carew (.647)
1976	September 5	Rod Carew (.467, 9 r, 5 rbi, stole home)
1977	June 27	Rod Carew (.607)
1979	May 6	Mike Marshall (5 g, 3-0, 2 saves)
1979	June 1	Roy Smalley (.462, 3 hr, 11 rbi)
1981	May 3	Roy Smalley (.476, 3 gwrb)
1982	July 4	Gary Ward (.400, 4 hr, 12 rbi, 1.080 slug.)
1982	September 12	Gary Ward (3 hr, 9 rbi)
1984	August 19	Mickey Hatcher (.556, 5 doubles, 28 tb, 6 rbi)
1985	August 18	Bert Blyleven (1.50 ERA, 2 CG, 1 ShO, 16 k)
1986	April 27	Kirby Puckett (.462, 4 hr, .962 slug.)
1986	June 22	(co-winner w/Sutton) Kent Hrbek (.480, 4 hr, 12 rbi)
1986	August 3	Kirby Puckett (.519, 14 h, 2 hr, 8 rbi, .963 slug.)
1987	August 31	(co-winner w/Lansford) Kirby Puckett (.577, 8 r)
1988	May 1	Kent Hrbek (.478, 4 doubles, 1.174 slug.)
1988	May 29	(co-winner w/Filer) Jeff Reardon (5 saves in 5 games)
1988	June 5	Greg Gagne (.529, 1.176 slug., 7 rbi)
1988	August 14	Dan Gladden (.566, 4 sb, 7 r)
1989	June 18	Gary Gaetti (.360, 8 r, 4 hr, 10 rbi, .840 slug.)
1989	June 25	Dan Gladden (14 h, 10 r, 2 hr, 6 rbi)
1989	July 2	Frank Viola (2-0, 2 CG, 0.50 ERA, 11 k, 1 ShO)
1989	July 30	Kent Hrbek (6 r, 3 hr, 13 rbi, 1.000 slug.)
1990	July 15	Kent Hrbek (.563, 3 hr, 4 rbi, 1.188 slug., .682 obp)
1992	June 7	Kirby Puckett (.414, 3 hr, 10 rbi)
1992	June 28	Brian Harper (.632, 6 r, 2 hr, 7 rbi, 1.053 slug.)
1993	May 16	Dave Winfield (.522, 12 h, 7 r, 3 hr, 6 rbi)
1993	June 13	Shane Mack (.400, 3 hr, 10 rbi)
1993	September 12	Kevin Tapani (2-0, 0.57, 15.2 ip, 1 er, 14 k, 1 ShO)
1994	May 1	Scott Erickson (no-hitter, April 27 vs. Mil., 9 ip, 4 bb, 5 k)
1995	May 21	Marty Cordova (Homered in 5 cons. games, May 16-20)
1995	September 3	Chuck Knoblauch (.545, 6 r, 3 doubles, 2 hr, 5 rbi)
1996	April 7	Dave Hollins (.615, 6 r, 2 hr, 5 rbi)
1996	July 7	Chuck Knoblauch (.536, 4 doubles, 2 triples, 3 hr, 9 rbi, 3 sb)
1997	September 21	Brad Radke (2-0, 1.02 ERA, 17.2 ip, 2 er, 2 bb, 13 k)
1998	July 26	Todd Walker (.750, 15 h, 8 r, 1.050 slug., .783 obp)
1999	September 12	Eric Milton (no-hitter, September 11 vs. Ana., 9 ip, 2 bb, 13 k)
2001	July 8	Matt Lawton (.586, 11 runs, 4 hr, 10 rbi)
2002	June 9	Jacque Jones (.538, 14 hits, 10 rbi, 24 total bases, .923 slg., .571 obp.)
2003	May 11	Jacque Jones (.560, 14 hits, 10 runs, 24 total bases, .960 slg., .560 obp.)
2003	June 22	(co-winner w/Wells) Corey Koskie (.429, 10 runs, 11 rbi, 25 total bases, .893 slg.)
2004	May 16	(co-winner w/Martinez) Joe Nathan (0.00 ERA, 4 saves, 4.0 ip, 5 k)
2004	June 20	Johan Santana (2-0, 2.25 ERA, 16.0 ip, 19 k)
2004	September 19	Johan Santana (2-0, 0.00 ERA, 15.0 ip, 21 k)
2005	June 13	Torii Hunter (.381, 9 runs, 3 hr, 5 rbi, 21 total bases, 1.000 slg., .458 obp.)
2005	July 5	Joe Nathan (0.00 ERA, 5 saves, 5.0 ip, 5 k)
2005	August 22	Lew Ford (.364, 7 runs, 3 hr, 10 rbi, 21 total bases, .636 slg.)
2006	June 11	Torii Hunter (.625, 15-24, 5 2b, 4 rbi, 2 sb)
2007	July 8	Justin Morneau (.438, 4 hr, 13 rbi)
2007	August 19	Johan Santana (1-0, 1.80 ERA, 15.0 ip, 21 k)
2008	September 14	Carlos Gomez (.333, 2 doubles, 1 triple, 10 rbi)
2009	May 26	Joe Mauer (.458, 4 hr, 25 total bases, 13 rbi and 12 runs scored)
2009	July 6	Justin Morneau (.480, 4 hr, 26 total bases, 8 rbi)
2009	September 21	Michael Cuddyer (.292, 2 dbls, 3 hr, 11 rbi)
2009	October 5	Jason Kubel (.423, 3 hr, 12 rbi) and Delmon Young (.448, 3 hr, 12 rbi)
2010	July 6	Jim Thome (.400, 4 hr, 1 2b, 1 3b, 7 r, 1.150 slg.)

TWINS' AMERICAN LEAGUE LEADERS

BATTING

BATTING CHAMPION

1964	Tony Oliva	323
1965	Tony Oliva	321
1969	Rod Carew	332
1971	Tony Oliva	337
1972	Rod Carew	318
1973	Rod Carew	350
1974	Rod Carew	364
1975	Rod Carew	359
1977	Rod Carew	388
1978	Rod Carew	333
1989	Kirby Puckett	339
2006	Joe Mauer	#347
2008	Joe Mauer	+ 328
2009	Joe Mauer	#365

HOME RUNS

1962	Harmon Killebrew	48
1963	Harmon Killebrew	45
1964	Harmon Killebrew	49
1967	Harmon Killebrew	*44
1969	Harmon Killebrew	49

RBI

1962	Harmon Killebrew	126
1969	Harmon Killebrew	140
1971	Harmon Killebrew	119
1977	Larry Hisle	119
1994	Kirby Puckett	112

HITS

1964	Tony Oliva	217
1965	Tony Oliva	185
1966	Tony Oliva	191
1969	Tony Oliva	197
1970	Tony Oliva	204
1971	Cesar Tovar	204
1973	Rod Carew	203
1974	Rod Carew	218
1977	Rod Carew	239
1987	Kirby Puckett	*207
1988	Kirby Puckett	234
1989	Kirby Puckett	215
1992	Kirby Puckett	210
1996	Paul Molitor	225

RUNS

1963	Bob Allison	99
1964	Tony Oliva	109
1965	Zoilo Versalles	126
1977	Rod Carew	128

DOUBLES

1964	Tony Oliva	43
1965	Zoilo Versalles	*45
1967	Tony Oliva	34
1969	Tony Oliva	39
1970	Tony Oliva	36
	Cesar Tovar	
1989	Kirby Puckett	45
1994	Chuck Knoblauch	45

TRIPLES

1963	Zoilo Versalles	13
1964	Zoilo Versalles	10
	Rich Rollins	
1965	Zoilo Versalles	*12
1970	Cesar Tovar	13
1973	Rod Carew	*11
1977	Rod Carew	16
1981	John Castino	9
1996	Chuck Knoblauch	14
2000	Cristian Guzman	20
2001	Cristian Guzman	14
2003	Cristian Guzman	14

TOTAL BASES

1964	Tony Oliva	374
1965	Zoilo Versalles	308
1988	Kirby Puckett	358
1992	Kirby Puckett	313

PITCHING

WINS

1965	Jim Grant	21
1966	Jim Kaat	25
1970	Jim Perry	24
1977	Dave Goltz	*20
1988	Frank Viola	24
1991	Scott Erickson	*20
2006	Johan Santana	#19

EARNED RUN AVERAGE

1988	Allan Anderson	2.45
2004	Johan Santana	2.61
2006	Johan Santana	#2.77

STRIKEOUTS

1961	Camilo Pascual	221
1962	Camilo Pascual	206
1963	Camilo Pascual	202
2004	Johan Santana	#265
2005	Johan Santana	#238
2006	Johan Santana	#245

SHUTOUTS

1961	Camilo Pascual	*8
1962	Camilo Pascual	*5
	Jim Kaat	
1965	Jim Grant	6
1973	Bert Blyleven	9
1996	Rich Robertson	*3

COMPLETE GAMES

1962	Camilo Pascual	18
1963	Camilo Pascual	*18
1966	Jim Kaat	19
1967	Dean Chance	18

INNINGS PITCHED

1966	Jim Kaat	304.2
1967	Dean Chance	283.2
1986	Bert Blyleven	271.2

SAVES

1968	Al Worthington	17
1969	Ron Perranoski	31
1970	Ron Perranoski	34
1979	Mike Marshall	32
2002	Eddie Guardado	45

GAMES

1976	Bill Campbell	78
1979	Mike Marshall	90
1996	Eddie Guardado	*83
1999	Bob Wells	*76

WIN PERCENTAGE

1965	Mudcat Grant (21-7)	.750
1966	Dave Boswell (12-5)	.706
1976	Bill Campbell (17-5)	.773
1988	Frank Viola (24-7)	.774
2003	Johan Santana (12-3)	.800
2006	Francisco Liriano (12-3)	.800

— denotes major league lead

* — denotes tied for lead



267,892 BRATS



**350,345
SUNTANS**



**3,307,704
FANS**



116 DINGERS



**1 AL CENTRAL
TITLE**



Here's to big numbers
in 2011 at Target Field.®

YEAR BY YEAR



TWINS' YEARLY STANDINGS

Year	Won	Lost	Tied	Pct.	Pos.	GA/GB	Manager	Attendance
1961	25	41	0	.318	9	-17.5	Lavagetto	
	45	49	1	.479			Mele	
	70	90	1	.438	7	-38.0		1,256,723
1962	91	71	1	.562	2	-5.0	Mele	1,433,116
1963	91	70	0	.565	3	-13.0	Mele	1,406,652
1964	79	83	1	.488	6*	-20.0	Mele	1,207,514
1965	102	60	0	.630	1	+7.0	Mele	1,463,268
1966	89	73	0	.549	2	-9.0	Mele	1,259,374
1967	25	25	0	.500	6	-6.0	Mele	
	66	46	2	.589			Ermer	
	91	71	2	.562	2*	-1.0		1,483,547
1968	79	83	0	.488	7	-24.0	Ermer	1,143,257
1969	97	65	0	.599	1	+9.0	Martin	1,349,327
1970	98	64	0	.605	1	+9.0	Rigney	1,261,887
1971	74	86	0	.463	5	-26.5	Rigney	940,858
1972	36	34	0	.514	3	-9.5	Rigney	
	41	43	0	.488			Quilici	
	77	77	0	.500	3	-15.5		797,901
1973	81	81	0	.500	3	-13.0	Quilici	907,499
1974	82	80	1	.506	3	-8.0	Quilici	662,401
1975	76	83	0	.478	4	-20.5	Quilici	737,156
1976	85	77	0	.525	3	-5.0	Mauch	715,394
1977	84	77	0	.522	4	-17.5	Mauch	1,162,727
1978	73	89	0	.451	4	-19.0	Mauch	787,878
1979	82	80	0	.506	4	-6.0	Mauch	1,070,521
1980	54	71	0	.432	4	-26.5	Mauch	
	23	13	0	.639			Goryl	
	77	84	0	.478	3	-19.5		769,206
1981 (1)	11	25	1	.306	6	-11.5	Goryl	
	6	14	0	.300			Gardner	
	17	39	1	.304	7	-18.0		
1981 (2)	24	29	0	.453	4	-6.0	Gardner	469,090
1982	60	102	0	.370	7	-33.0	Gardner	921,186
1983	70	92	0	.432	5*	-29.0	Gardner	858,939
1984	81	81	0	.500	2*	-3.0	Gardner	1,598,692
1985	27	35	0	.436	6	-7.5	Gardner	
	50	50	0	.500			Miller	
	77	85	0	.475	4*	-14.0		1,651,814
1986	59	80	0	.425	7	-21.5	Miller	
	12	11	0	.522	6		Kelly	
	71	91	0	.438	6	-21.0		1,255,453
1987	85	77	0	.525	1	+2.0	Kelly	2,081,976
1988	91	71	0	.562	2	-13.0	Kelly	3,030,672
1989	80	82	0	.494	5	-19.0	Kelly	2,277,438
1990	74	88	0	.457	7	-29.0	Kelly	1,751,584
1991	95	67	0	.586	1	+8.0	Kelly	2,293,842
1992	90	72	0	.555	2	-6.0	Kelly	2,482,428
1993	71	91	0	.438	5*	-23.0	Kelly	2,048,673
1994	53	60	0	.469	4	-14.0	Kelly	1,398,565
1995	56	88	0	.389	5	-44.0	Kelly	1,057,667
1996	78	84	0	.481	4	-21.5	Kelly	1,437,352
1997	68	94	0	.420	4	-18.5	Kelly	1,411,064
1998	70	92	0	.432	4	-19.0	Kelly	1,165,980
1999	63	97	1	.394	5	-33.0	Kelly	1,202,829
2000	69	93	0	.426	5	-26.0	Kelly	1,059,715
2001	85	77	0	.525	2	-6.0	Kelly	1,782,926
2002	94	67	0	.584	1	+13.5	Gardenhire	1,924,473
2003	90	72	0	.556	1	+4.0	Gardenhire	1,946,011
2004	92	70	0	.568	1	+9.0	Gardenhire	1,911,418
2005	83	79	0	.512	3	-16.0	Gardenhire	2,034,243
2006	96	66	0	.593	1	+1.0	Gardenhire	2,285,018
2007	79	83	0	.488	3	-17.0	Gardenhire	2,296,383
2008	88	75	0	.540	2	-1.0	Gardenhire	2,302,431
2009	87	76	0	.534	1	+1.0	Gardenhire	2,416,237
2010	94	68	0	.580	1	+6.0	Gardenhire	3,223,640
Totals	4,009	3,952	8	.503				75,393,899

(* — Denotes tie.)

Did you know?

...that the Twins club record for consecutive wins against a given opponent is 17, set against Boston between June 2, 1965 and May 7, 1966. They beat the Red Sox 15 straight times in 1965 and twice more to begin the 1966 season before losing in the first game of a doubleheader, May 8, 1966.

MINNESOTA TWINS' SEASON OPENER INFORMATION

TWINS IN SEASON OPENERS: 24-26

DATE	OPPONENT	W/L	SCORE	1WP	LP	ATT.
4-11-61	at New York	W	6- 0	Ramos	Ford	14,607
4-10-62	at Kansas City	L	4- 2	Rakow	Kralick	21,012
4- 9-63	Cleveland	L	5- 4	Grant	Pascual	22,091
4-14-64	at Cleveland	W	7- 6	Perry	Walker	25,617
4-12-65	New York	W	5- 4	Fosnow	Ramos	15,388
4-12-66	Kansas City	W	2- 1	Grant	Hunter	21,658
4-11-67	at Baltimore	L	6- 3	Drabowsky	Kaat	40,112
4-10-68	at Washington	W	2- 0	Chance	Pascual	32,063
4- 8-69	at Kansas City	L	4- 3	Drabowsky	Grzenda	17,688
4- 7-70	at Chicago	W	12- 0	Perry	John	11,473
4- 6-71	Milwaukee	L	7- 2	Pattin	Perry	18,823
4-15-72	at Oakland	L	4- 3	Locker	LaRoche	9,912
4- 6-73	at Oakland	W	8- 3	Blyleven	Hunter	38,207
4- 5-74	at Kansas City	W	6- 4	Campbell	McDaniel	31,781
4- 8-75	at Texas	W	11- 4	Blyleven	Jenkins	28,787
4- 9-76	at Texas	L	2- 1	Perry	Campbell	28,947
4- 9-77	at Oakland	L	7- 4	Torrez	Schueler	12,562
4- 5-78	at Seattle	L	3- 2	Abbott	Goltz	45,235
4- 6-79	at Oakland	W	5- 3	Goltz	Langford	10,387
4-10-80	at Oakland	W	9- 7	Corbett	McCatty	24,415
4- 9-81	Oakland	L	5- 1	Norris	Koosman	42,658
4- 6-82	Seattle	L	11- 7	Bannister	Redfern	52,279
4- 5-83	Detroit	L	11- 3	Morris	Havens	30,961
4- 3-84	Detroit	L	8- 1	Morris	Williams	34,381
4- 9-85	at California	W	6- 2	Viola	Witt	35,244
4- 8-86	at Oakland	W	3- 2	Viola	Codioli	44,726
4- 7-87	Oakland	W	5- 4	Frazier	Krueger	43,548
4- 5-88	at New York	L	8- 0	Rhoden	Viola	55,802
4- 4-89	New York	L	4- 2	John	Viola	52,394
4- 9-90	at Oakland	L	8- 3	Stewart	Anderson	45,207
4- 9-91	at Oakland	L	7- 2	Stewart	Morris	44,373
4- 6-92	at Milwaukee	W	4- 2	Willis	Nunez	52,496
4- 6-93	Chicago	L	10- 5	McDowell	Tapani	51,617
4- 5-94	California	L	8- 2	Langston	Tapani	41,012
4-26-95	at Boston	L	0- 9	Sele	Erickson	32,980
4- 1-96	Detroit	W	8- 6	Radke	Lira	30,185
4- 1-97	Detroit	W	7- 5	Naulty	Miceli	43,216
4- 1-98	at Toronto	L	2- 3	Clemens	Tewksbury	41,387
4- 6-99	Toronto	W	6- 1	Radke	Hentgen	45,601
4- 3-00	Tampa Bay	L	0- 7	Trachsel	Radke	43,830
4- 3-01	at Detroit	W	3- 2	Radke	Weaver	40,104
4- 1-02	at Kansas City	W	8- 6	Romero	Bailey	40,605
3-31-03	at Detroit	W	3- 1	Radke	Maroth	40,427
4- 5-04	Cleveland	W	7- 4	Rincon	Durbin	49,584
4- 4-05	at Seattle	L	1- 5	Moyer	Radke	46,249
4- 4-06	at Toronto	L	3- 6	Halladay	Santana	50,449
4- 2-07	Baltimore	W	7- 4	Santana	Bedard	48,711
3-31-08	Los Angeles (AL)	W	3- 2	Hernandez	Weaver	49,596
4- 6-09	Seattle	L	1- 6	Hernandez	Liriano	48,514
4- 5-10	at Los Angeles (AL)	L	3- 6	Weaver	Baker	43,504

SEASON OPENING LINEUPS 1961-2010

1961: at New York	1962: at Kansas City	1963: vs. Cleveland	1964: at Cleveland
Versalles SS	Green CF	Green CF	Rollins 3B
Green CF	Power 1B	Power 1B	Oliva RF
Killebrew 1B	Killebrew LF	Killebrew LF	Allison 1B
Lemon LF	Allison RF	Allison RF	Hall CF
Allison RF	Battley C	Allen 2B	Killebrew LF
Battley C	Allen 2B	Battley C	Battley C
Bertoia 3B	Versalles SS	Banks 3B	Versalles SS
Gardner 2B	Rollins 3B	Versalles SS	Allen 2B
Ramos P	Kralick P	Pascual P	Pascual P
Lavagetto Mgr.	Mele Mgr.	Mele Mgr.	Mele Mgr.
1965: vs. New York	1966: vs. Kansas City	1967: at Baltimore	1968: at Washington
Versalles SS	Versalles SS	Tovar CF	Tovar 3B
Kindall 2B	Valdespino LF	Rollins 3B	Carew 2B
Rollins 3B	Oliva RF	Oliva RF	Oliva RF
Oliva RF	Killebrew 3B	Killebrew 1B	Killebrew 1B
Killebrew 1B	Mincher 1B	Allison LF	Allison LF
Hall CF	Hall CF	Carew 2B	Roseboro C
Allison LF	Battley C	Battley C	Hernandez SS
Zimmerman C	Allen 2B	Versalles SS	Uhlhaender CF
Kaat P	Grant P	Kaat P	Chance P
Mele Mgr.	Mele Mgr.	Mele Mgr.	Ermer Mgr.

SEASON OPENING LINEUPS 1961-2010

1969: at Kansas City	1970: at Chicago	1971: vs. Milwaukee	1972: vs. Oakland
Tovar CF Carew 2B Oliva RF Killebrew 3B Nettles LF Reese 1B Cardenas SS Roseboro C Hall P Martin Mgr.	Tovar CF Carew 2B Killebrew 3B Oliva RF Alyea LF Reese 1B Mitterwald C Cardenas SS Perry P Rigney Mgr.	Tovar CF Carew 2B Oliva RF Killebrew 3B Reese 1B Alyea LF Cardenas SS Mitterwald C Perry P Rigney Mgr.	Tovar RF Thompson SS Carew 2B Killebrew 1B Darwin CF Brye LF Soderholm 3B Roof C Blyleven P Rigney Mgr.
1973: at Oakland	1974: at Kansas City	1975: at Texas	1976: at Texas
Hisle CF Carew 2B Darwin RF Oliva DH Braun 3B Lis 1B Thompson SS Mitterwald C Holt LF Blyleven P Quilici Mgr.	Ferrer SS Carew 2B Hisle CF Lis 1B Darwin RF Killebrew DH Braun LF Hundley C Terrell 3B Blyleven P Quilici Mgr.	Carew 2B Bostock CF Hisle LF Darwin RF Oliva DH Soderholm 3B Braun 1B Thompson SS Borgmann C Blyleven P Quilici Mgr.	Carew 1B Ford RF Braun DH Hisle LF Bostock CF Wynegar C McKay 3B Terrell 2B Thompson SS Blyleven P Mauch Mgr.
1977: at Oakland	1978: at Seattle	1979: at Oakland	1980: at Oakland
Wynegar C Smalley SS Carew 1B Bostock CF Hisle LF Ford RF Kusick DH Cubbage 3B Randall 2B Goltz P Mauch Mgr.	Powell RF Smalley SS Carew 1B Adams DH Wynegar C Ford CF Cubbage 3B Norwood LF Wilfong 2B Goltz P Mauch Mgr.	Cubbage 3B Smalley SS Landreaux LF Jackson 1B Adams DH Wynegar C Sofield RF Norwood CF Wilfong 2B Goltz P Mauch Mgr.	Cubbage 1B Wilfong 2B Smalley SS Landreaux LF Goodwin DH Sofield CF Wynegar C Powell RF Castino 3B Kosman P Mauch Mgr.
1981: vs. Oakland	1982: vs. Seattle	1983: vs. Detroit	1984: vs. Detroit
Powell RF Wilfong 2B Castino 3B Smalley SS Adams DH Ward LF Hatcher 1B Johnston CF Smith C Kosman P Goryl Mgr.	Eisenreich CF Ward DH Engle RF Smalley SS Hrbek 1B Gaetti 3B Wynegar C Wilfong 2B Hatcher LF Redfern P Gardner Mgr.	Eisenreich CF Castino 2B Ward LF Hrbek 1B Brunansky RF Gaetti 3B Bush DH Laudner C Faedo SS Havens P Gardner Mgr.	Eisenreich CF Teufel 2B Hrbek 1B Brunansky RF Bush DH Gaetti 3B Hatcher LF Laudner C Faedo SS Williams P Gardner Mgr.
1985: at California	1986: at Oakland	1987: vs. Oakland	1988: at New York
Puckett CF Hatcher LF Hrbek 1B Smalley SS Brunansky RF Stenhouse DH Gaetti 3B Teufel 2B Laudner C Viola P Gardner Mgr.	Puckett CF Hatcher LF Hrbek 1B Brunansky RF Salas C Gaetti 3B Smalley DH Gagne SS Lombardozi 2B Viola P Miller Mgr.	Gladden DH Lombardozi 2B Puckett CF Gaetti 3B Hrbek 1B Brunansky RF Davidson LF Gagne SS Nieto C Blyleven P Kelly Mgr.	Gladden LF Gagne SS Puckett CF Hrbek 1B Gaetti 3B Bush DH Brunansky RF Nieto C Lombardozi 2B Viola P Kelly Mgr.
1989: vs. New York	1990: at Oakland	1991: at Oakland	1992: at Milwaukee
Gladden LF Backman 2B Puckett CF Gaetti 3B Hrbek 1B Laudner C Castillo RF Larkin DH Gagne SS Viola P Kelly Mgr.	Gladden LF Bush RF Puckett CF Hrbek 1B Gaetti 3B Harper C Larkin DH Gagne SS Newman 2B Anderson P Kelly Mgr.	Gladden LF Knoblauch 2B Puckett RF Hrbek 1B Davis DH Harper C Pagliarulo 3B Mack CF Gagne SS Morris P Kelly Mgr.	Mack LF Knoblauch 2B Puckett CF Davis DH Harper C Larkin 1B Munoz RF Leius 3B Gagne SS Erickson P Kelly Mgr.

SEASON OPENING LINEUPS 1961-2010

1993: vs. Chicago	Knoblauch 2B Mack LF Puckett CF Hrbek 1B Winfield DH Munoz RF Harper C Pagliarulo 3B Leius SS Tapani P Kelly Mgr.	1994: vs. California	Becker CF Knoblauch 2B Puckett RF Winfield DH Munoz LF Hrbek 1B Walbeck C Leius 3B Meares SS Tapani P Kelly Mgr.	1995: at Boston	Knoblauch 2B Cole CF Puckett RF Munoz DH Maas 1B Cordova LF Leius 3B Meares SS Walbeck C Erickson P Kelly Mgr.	1996: vs. Detroit	Knoblauch 2B Becker CF Molitor DH Cordova LF Myers C Hollins 3B Stahoviak 1B Meares SS Lawton RF Radke P Kelly Mgr.
1997: vs. Detroit	Knoblauch 2B Becker CF Molitor DH Cordova LF Lawton RF Steinbach C Stahoviak 1B Meares SS Walker 3B Radke P Kelly Mgr.	1998: at Toronto	Nixon CF Gates 2B Molitor DH Merced 1B Cordova LF Lawton RF Coomer 3B Steinbach C Meares SS Tewksbury P Kelly Mgr.	1999: vs. Toronto	Hunter CF Allen LF Walker 2B Coomer 3B Lawton RF Cordova DH Mientkiewicz 1B Steinbach C Guzman SS Radke P Kelly Mgr.	2000: vs. Tampa Bay	Walker 2B Guzman RF Lawton SS Huskie DH Koskie 3B Coomer 1B Jones LF LeCroy C Hunter CF Radke P Kelly Mgr.
2001: at Detroit	Guzman SS Rivas 2B Lawton RF Koskie 3B Ortiz DH Hunter CF Jones LF Mientkiewicz 1B Pierzynski C Radke P Kelly Mgr.	2002: at Kansas City	Jones LF Guzman SS Mientkiewicz 1B Ortiz DH Hunter CF Koskie 3B Buchanan RF Pierzynski C Rivas 2B Radke P Gardenhire Mgr.	2003: at Detroit	Jones LF Guzman SS Hunter CF LeCroy DH Cuddyer 3B Mientkiewicz 1B Mohr RF Pierzynski C Rivas 2B Radke P Gardenhire Mgr.	2004: vs. Cleveland	Stewart LF Rivas 2B Mientkiewicz 1B Koskie 3B Hunter CF Jones RF LeCroy DH Mauer C Guzman SS Radke P Gardenhire Mgr.
2005: at Seattle	Stewart LF Bartlett SS Mauer C Morneau 1B Hunter CF Jones RF Ford DH Cuddyer 3B Rivas 2B Radke P Gardenhire Mgr.	2006: at Toronto	Stewart LF Castillo 2B Mauer C White DH Hunter CF Morneau 1B Batista 3B Kubel RF Castro SS Santana P Gardenhire Mgr.	2007: Baltimore	Castillo 2B Punto 3B Mauer C Cuddyer RF Morneau 1B Hunter CF White LF Cirillo DH Bartlett SS Santana P Gardenhire Mgr.	2008: Los Angeles (AL)	Gomez CF Mauer C Cuddyer RF Morneau 1B Young LF Monroe DH Lamb 3B Harris 2B Everett SS Hernandez P Gardenhire Mgr.
2009: Seattle	Span LF Casilla 2B Cuddyer RF Morneau 1B Kubel DH Crede 3B Gomez CF Redmond C Punto SS Liriano P Gardenhire Mgr.	2010: at Los Angeles (AL)	Span CF Hudson 2B Mauer C Morneau 1B Cuddyer RF Kubel DH Young LF Hardy SS Punto 3B Baker P Gardenhire Mgr.				

OPENING DAY INFORMATION

Earliest Opening Day: March 31, 2003 at Det. and March 31, 2008 vs. LAA.

Latest Opening Day: April 26, 1995 at Boston

Largest Opening Day crowd: 55,802, 4/5/88 at New York

Smallest Opening Day crowd: 9,912, 4/15/72 at Oakland

Twins' Opening Day Opponents Through the Years:

Oakland-12, Detroit-6, New York-4, Anaheim-4, Chicago-2, Cleveland-3, Kansas City-3, Milwaukee-2, Seattle-3, Texas-2, Toronto-4, Baltimore-2, Boston-1, Tampa Bay-1, Washington-1.

SEASON OPENER STARTS

Player	Starts	Pitcher	Starts
Killebrew	12	Radke	8
Carew	12	Blyleven	6
Hrbek	12	Viola	4
Puckett	11	Goltz	3
Oliva	10	6 players tied	2

YEAR-BY-YEAR STATISTICAL REVIEW

1961 TWINS' STATISTICS

Batting: (9th in A.L.)

PLAYER	AVG	G	AB	R	H	TB	2B	3B	HR	RBI	BB	SO	SB	GDP
Allison	.245	159	556	83	136	250	21	3	29	105	103	100	2	17
Altobelli	.221	41	95	10	21	34	2	1	3	14	13	14	0	2
Arrigo	.500	2	2	0	1	1	0	0	0	0	0	0	0	0
Batley	.302	133	460	70	139	216	24	1	17	55	52	65	3	18
Beccover	.238	57	84	13	20	40	1	2	5	18	2	2	0	1
Bertora	.212	35	104	17	22	27	2	0	1	8	20	12	0	3
Consolo	.000	11	6	0	0	0	0	0	0	0	0	1	0	1
Cueto	.000	4	5	1	0	0	0	0	0	0	1	1	0	0
Dobbek	.168	72	125	12	21	38	3	1	4	14	13	18	1	2
Dotter	.000	1	1	0	0	0	0	0	0	0	0	0	0	0
Gardner	.235	45	153	13	36	48	9	0	1	11	11	14	0	7
Giel	.500	5	2	0	1	1	0	0	0	0	0	1	0	0
Green	.285	156	600	92	171	240	28	7	9	50	81	50	17	5
Henry	.143	20	28	1	4	4	0	0	0	3	2	7	0	3
Jacobs	.250	4	8	10	2	2	0	0	0	0	2	0	0	0
Kaat	.238	33	63	10	15	20	3	1	0	1	4	13	0	2
Killebrew	.288	150	541	94	156	328	20	7	46	122	107	109	1	11
Kralick	.151	33	86	8	13	16	0	0	1	6	2	14	0	1
Lee	.069	15	29	2	2	2	0	0	0	2	0	12	0	0
Lemon	.258	129	423	57	109	179	26	1	14	52	44	98	1	11
Leccio	.170	47	112	11	19	45	3	1	7	19	8	31	1	2
Martin	.246	108	374	44	92	135	15	5	6	36	13	42	3	9
McDevitt	.000	4	4	1	0	0	0	0	0	0	0	4	0	0
Mincher	.188	35	101	18	19	41	5	1	5	11	22	12	0	5
Moore	.000	6	4	0	0	0	0	0	0	0	2	1	0	1
Naragon	.302	57	139	10	42	52	2	1	2	11	4	8	0	5
Palmgquist	.000	2	3	1	0	0	0	0	0	0	0	0	0	0
Pascual	.165	33	85	4	14	17	3	0	0	4	5	15	0	5
Plex	.111	9	9	0	1	1	0	0	0	0	0	5	0	0
Ramos	.172	37	93	8	16	26	1	0	3	11	2	42	0	1
Rollins	.294	13	17	3	5	6	1	0	0	3	2	2	0	0
Sadowski	.000	4	6	0	0	0	0	0	0	0	0	2	0	0
Schroll	.278	6	18	3	5	9	1	0	1	3	2	4	0	0
Snyder	.000	3	5	0	0	0	0	0	0	0	0	1	0	0
Stange	.000	1	1	0	0	0	0	0	0	0	0	1	0	0
Stobbs	.375	6	8	2	3	4	1	0	0	1	1	2	0	0
Tuttle	.246	137	370	38	91	124	12	3	5	38	43	41	1	13
Valdivielso	.195	76	149	15	29	37	5	0	1	9	8	18	1	2
Veh	.156	33	32	10	5	7	2	0	0	4	3	3	0	0
Versailles	.280	129	510	65	143	194	25	5	7	53	25	61	16	8
Whisenant	.000	10	6	1	0	0	0	0	0	0	1	2	0	0
Totals	.250	161	5417	707	1353	2149	215	40	167	665	597	840	47	141

Pitching: (7th in A.L.)

PLAYER	W	L	ERA	G	GS	CG	SHO	SV	IP	H	R	ER	HR	BB	SO
Arrigo	0	1	10.24	7	2	0	0	0	9.2	9	12	11	0	10	6
Beccover	0	0	27.00	0	0	0	0	0	1.0	4	3	3	0	1	0
Bruckbauer	0	0	INF	1	0	0	0	0	0	3	3	0	0	1	0
Cueto	1	3	8.18	7	5	0	0	0	21.1	27	24	17	7	10	5
Dotter	0	0	9.00	2	0	0	0	0	6.0	6	6	6	0	4	2
Giel	1	0	9.78	12	0	0	0	0	19.1	24	27	21	6	17	14
Kaat	9	17	3.90	36	29	8	1	0	200.2	187	105	87	12	82	122
Kralick	13	11	3.61	33	33	11	2	0	242.0	257	101	97	21	64	137
Lee	3	6	3.52	37	10	4	0	0	115.0	93	49	45	12	35	65
McDevitt	1	0	2.36	16	1	0	0	0	26.2	20	11	7	1	19	15
Moore	4	4	3.67	46	0	0	0	0	56.1	49	23	23	8	38	45
Palmgquist	1	1	9.70	9	2	0	0	0	21.1	33	23	22	7	13	13
Pascual	15	16	3.46	35	35	15	8	0	252.1	205	114	97	26	100	221
Plex	4	2	4.95	3	3	0	0	0	36.5	59	35	31	4	34	32
Ramos	11	20	3.95	42	34	9	3	0	264.1	265	134	116	39	79	174
Sadowski	0	2	6.82	15	1	0	0	0	33.0	49	29	25	6	11	12
Schroll	4	4	5.22	11	8	2	0	0	50.0	53	36	29	5	27	24
Stange	1	0	2.92	7	0	0	0	0	12.1	15	6	4	1	10	10
Stobbs	2	3	7.46	24	3	0	0	0	44.2	56	37	37	8	15	17
Totals	70	90	4.28	161	49	14	-	-	1432.1	1415	778	681	163	570	914

1962 TWINS' STATISTICS

Batting: (3rd in A.L.)

PLAYER	AVG	G	AB	R	H	TB	2B	3B	HR	RBI	BB	SO	SB	GDP
Allen	.269	159	573	79	154	231	27	7	12	64	62	82	0	10
Allison	.266	149	519	102	138	265	24	8	29	102	84	115	8	12
Arrigo	.000	1	0	0	0	0	0	0	0	0	0	0	0	0
Banks	.252	68	105	27	26	42	0	2	4	15	21	27	0	6
Batley	.280	148	522	38	146	205	20	3	11	57	57	48	0	18
Borowski	.148	29	27	3	4	4	0	0	0	0	1	15	0	0
Collum	.000	8	4	0	0	0	0	0	0	0	1	1	0	0
Donohue	.000	6	2	0	0	0	0	0	0	0	0	1	0	0
Gomez	.000	6	5	0	0	0	0	0	0	0	1	1	0	0
Gonyl	.192	37	26	6	5	13	0	1	2	2	2	6	0	1
Green	.271	158	619	97	168	249	33	3	14	63	88	36	8	8
Kaat	.180	48	100	9	18	26	3	1	1	10	8	40	0	0
Killebrew	.243	155	552	85	134	201	21	1	48	126	106	142	1	14
Kralick	.202	39	89	7	18	25	1	0	2	4	4	27	0	5
Lee	.211	9	19	2	4	4	0	0	0	1	1	7	0	0
Lemon	.176	12	17	0	3	6	0	0	1	5	3	4	0	1
Manning	.000	5	5	0	0	0	0	0	0	0	0	0	0	0
Maranda	.250	32	46	2	14	6	2	0	0	1	6	4	1	1
Martinez	.167	37	18	13	3	5	0	0	0	3	3	4	0	0
Mincher	.240	86	121	20	29	59	1	1	9	29	34	24	0	4
Moore	.000	49	5	0	0	0	0	0	0	0	0	3	0	0
Naragon	.229	24	35	1	8	9	1	0	0	3	3	1	0	1

1962 TWINS' STATISTICS

PLAYER	AVG	G	AB	R	H	TB	2B	3B	HR	RBI	BB	SO	SB	GDP
Oliva	.444	9	9	3	4	5	1	0	0	3	3	2	0	0
Pascual	.268	34	97	9	26	36	4	0	2	19	6	8	0	3
Pleis	.286	21	14	1	4	4	0	0	0	1	1	5	0	0
Power	.290	144	611	80	177	257	28	2	16	63	22	95	7	12
Roland		1	0	0	0	0	0	0	0	0	0	0	0	0
Rollins	.298	159	624	96	186	267	23	5	16	96	75	62	3	13
Sadowski	.500	19	4	1	2	2	0	0	0	0	0	1	0	0
Snyder	.100	12	1	1	1	1	0	0	0	1	0	1	0	0
Stange	.059	44	17	1	1	1	0	0	0	0	1	9	0	0
Stigman	.044	40	45	2	2	2	0	0	0	2	2	22	0	1
Sullivan	.000	21	4	1	0	0	0	0	0	0	0	1	0	0
Tuttle	.211	110	123	21	26	35	4	1	1	13	19	14	1	4
Versalles	.241	160	568	68	137	212	18	3	17	67	37	71	5	13
Zimmerman	.274	34	62	8	17	21	4	0	0	7	3	5	0	1
Totals	.260	163	5561	798	1445	2293	215	39	185	758	649	825	33	129

Pitching: (6th in P.L.)

PLAYER	W	L	ERA	G	GS	CG	SHO	SV	IP	H	R	ER	HR	BB	SO
Arrigo	0	0	18.00	1	0	0	0	0	1.0	3	3	2	0	1	1
Bonikowski	5	7	3.88	30	13	3	0	1	96.2	95	47	43	6	38	45
Collum	0	2	11.15	8	3	0	0	0	15.1	29	22	19	1	11	5
Donohue	0	1	6.97	6	1	0	0	1	10.1	12	8	8	2	6	3
Gomez	1	1	4.66	6	2	1	0	0	19.1	17	11	10	3	11	8
Kaat	18	14	3.14	39	35	16	5	0	269.0	243	106	94	23	75	173
Kralick	12	11	3.86	39	37	7	1	0	242.2	239	121	104	30	61	139
Lee	3	3	4.50	9	9	1	0	0	52.0	51	27	26	8	24	28
Manning	0	0	5.14	5	1	0	0	0	7.0	14	10	4	0	1	3
Meranda	1	3	4.46	32	4	0	0	0	72.2	69	43	36	11	35	36
Moore	8	3	4.73	49	0	0	0	6	64.2	55	35	34	8	30	58
Pascual	20	11	3.32	34	33	18	5	0	257.2	236	100	95	25	59	206
Pleis	2	5	4.40	21	4	0	0	0	45.0	46	27	22	7	14	31
Roland	0	0	0.00	1	0	0	0	0	2.0	1	0	0	0	0	0
Sadowski	1	1	5.03	19	0	0	0	0	33.0	37	19	19	6	11	15
Stange	4	3	4.45	44	6	1	0	3	95.0	98	57	47	14	39	70
Stigman	12	5	3.66	40	15	6	0	3	142.2	122	60	58	19	64	116
Sullivan	4	1	3.21	21	0	0	0	2	33.1	33	17	12	3	13	10
Totals	91	71	3.90	163	53	11	15	1462.1	1400	713	633	166	493	948	

1963 TWINS' STATISTICS

Batting: (1st in P.L.)

PLAYER	AVG	G	AB	R	H	TB	2B	3B	HR	RBI	BB	SO	SB	GDP
Allen	.240	139	421	52	101	150	20	1	9	43	38	52	0	6
Allison	.271	148	527	99	143	281	25	4	35	91	90	109	6	7
Arrigo	.000	5	4	0	0	0	0	0	0	0	0	1	0	0
Banks	.155	25	70	5	11	24	4	0	3	8	9	21	0	2
Battley	.295	147	508	64	145	242	17	1	26	84	61	75	0	16
Bequer		0	1	0	0	0	0	0	0	0	0	0	0	0
Dailey	.238	66	21	2	5	8	0	0	1	4	2	10	0	1
Dotter	.000	2	0	0	0	0	0	0	0	0	0	0	0	0
Fornieles	.167	11	6	1	1	3	0	1	0	1	0	3	0	0
Goryl	.287	64	150	29	43	81	5	3	9	24	15	29	0	4
Green	.239	145	280	41	67	91	10	1	4	27	31	21	11	1
Hall	.260	156	497	88	129	259	21	5	33	80	63	101	3	8
Kaat	.131	36	61	2	8	12	1	0	1	8	2	19	0	1
Killebrew	.258	142	515	88	133	286	18	0	45	96	72	105	0	16
Kralick	.167	6	6	1	1	3	0	1	0	2	3	0	0	0
Lasher	.000	11	1	0	0	0	0	0	0	0	0	1	0	0
Lemon	.118	7	17	0	2	2	0	0	0	1	1	5	0	0
Minscher	.258	82	225	41	58	117	8	0	17	42	30	51	0	0
Moore	.333	31	3	0	1	1	0	0	0	0	0	0	0	1
Oliva	.429	7	7	0	3	3	0	0	0	1	0	2	0	0
Pascual	.250	33	92	9	23	30	5	1	0	12	3	15	0	3
Perry	.208	40	51	5	11	13	2	0	0	4	6	12	0	1
Pleis	.125	36	16	2	2	2	0	0	0	1	3	11	0	0
Post	.191	21	47	6	9	17	0	1	2	6	2	17	0	1
Power	.270	138	541	65	146	208	28	2	10	52	22	24	3	15
Ratiff	.190	10	21	2	4	8	1	0	1	3	2	7	0	0
Roggenburk	.143	36	7	0	1	1	0	0	0	0	1	2	0	0
Rollins	.000	10	15	1	0	0	0	0	0	0	0	6	0	0
Rollins	.307	196	531	75	163	296	23	2	16	61	36	59	2	13
Siebler	.133	7	15	2	2	2	0	0	0	2	1	5	0	0
Stange	.096	32	52	3	5	6	1	0	0	1	5	14	0	1
Stigman	.107	33	84	4	9	10	1	0	0	4	7	48	0	2
Sullivan		10	0	0	0	0	0	0	0	0	0	0	0	0
Tuttle	.000	16	3	0	0	0	0	0	0	0	1	0	0	2
Versalles	.261	159	621	74	162	249	31	13	10	54	33	66	7	11
Ward	.067	9	15	0	1	2	1	0	0	2	1	5	0	0
Wert	.136	35	44	3	6	15	0	0	3	7	6	5	0	1
Williams		3	0	0	0	0	0	0	0	0	0	0	0	0
Zimmerman	.232	39	56	3	13	14	1	0	0	3	2	8	0	3
Totals	.255	161	5531	767	1408	2376	223	35	225	722	547	912	32	116

YEAR BY YEAR

1963 TWINS' STATISTICS

Pitching: (3rd in P.L.)

PLAYER	W	L	ERA	G	GS	CG	SHO	SV	IP	H	R	ER	HR	BB	SO
Arrigo	1	2	2.81	5	1	0	0	0	15.2	12	5	5	2	4	13
Dailey	6	3	1.98	66	0	0	0	13	108.2	80	26	24	9	19	72
Dotter	0	0	0.00	2	0	0	0	0	2.0	0	0	0	0	0	2
Fornieles	1	1	4.76	11	0	0	0	0	22.2	24	14	12	0	13	7
Kaat	10	10	4.20	31	27	7	1	0	178.1	195	96	83	24	38	105
Kralick	1	4	3.81	5	5	1	1	0	25.2	28	16	11	2	8	13
Lasher	0	0	4.91	11	0	0	0	0	11.1	12	10	6	1	11	10
Moore	1	3	6.92	31	1	0	0	0	38.2	50	34	30	8	17	38
Pascual	21	9	2.46	31	18	3	0	0	248.1	205	76	68	21	81	202
Perry	9	9	3.74	35	25	5	1	0	168.1	167	77	70	17	57	65
Pleis	6	2	4.37	36	4	1	0	0	68.0	67	37	33	10	16	37
Roggenburb	2	4	2.16	36	2	0	0	4	50.0	47	25	12	3	22	24
Roland	4	1	2.57	10	7	2	1	0	49.0	32	17	14	4	27	34
Siebler	2	1	2.77	7	5	2	0	0	38.2	25	13	12	6	12	22
Stange	12	5	2.62	32	20	7	2	0	164.2	145	53	48	21	43	100
Stigman	15	15	3.25	33	33	15	3	0	241.0	210	90	87	32	81	193
Sullivan	0	1	5.73	10	0	0	0	1	11.0	15	7	7	1	4	2
Williams	0	0	11.25	3	0	0	0	0	4.1	8	5	5	1	6	2
Totals	91	70	3.28	161	58	13	18	1446.1	1322	602	527	162	459	941	

1964 TWINS' STATISTICS

Batting: (4th in P.L.)

PLAYER	AVG	G	AB	R	H	TB	2B	3B	HR	RBI	BB	SO	SB	GDP	
Allen	.214	74	243	28	52	80	8	1	6	20	33	30	1	5	
Allison	.287	149	492	90	141	272	27	1	4	32	86	92	99	10	7
Arrigo	.172	41	29	3	5	6	0	0	0	3	2	7	1	0	0
Banks	.000	1	1	0	0	0	0	0	0	0	0	1	0	0	0
Batthey	.272	131	405	33	110	165	17	1	12	52	51	49	1	23	
Bethea	.167	10	30	4	5	6	1	0	0	2	4	4	0	0	0
Bloomfield	.143	7	7	1	1	1	0	0	0	0	0	0	0	0	0
Boswell	.222	4	9	1	2	2	0	0	0	1	0	2	0	0	0
Dailey	.14	0	0	0	0	0	0	0	0	0	0	0	0	0	0
Dotter	.3	0	0	0	0	0	0	0	0	0	0	0	0	0	0
Fischer	.7	0	0	0	0	0	0	0	0	0	0	0	0	0	0
Fusnow	.0	0	0	0	0	0	0	0	0	0	0	0	0	0	0
Gort	.140	58	114	9	16	20	0	2	2	0	11	25	1	3	2
Grant	.167	39	60	8	10	12	2	0	0	3	2	18	0	2	0
Green	.000	26	15	3	0	0	0	0	0	0	4	6	0	0	0
Hall	.282	149	510	61	144	245	20	3	25	75	44	112	5	10	10
Henry	.122	22	41	4	5	14	1	1	2	5	2	17	0	1	1
Kaat	.169	46	83	11	14	24	1	0	3	11	11	31	0	1	0
Killebrew	.270	158	577	95	156	316	11	1	49	111	93	135	0	15	0
Kindall	.148	62	128	8	19	24	2	0	1	6	7	44	0	2	0
Klippstein	.000	33	2	0	0	0	0	0	0	1	1	0	0	0	0
Kostro	.272	59	103	10	28	42	5	0	3	12	4	21	0	2	0
McCabe	.158	14	19	1	3	3	0	0	0	2	0	8	0	0	0
Mincher	.237	120	287	45	68	157	12	4	23	56	27	51	0	8	8
Nelson	.000	2	1	0	0	0	0	0	0	0	0	0	0	0	0
Nossak	.000	2	1	0	0	0	0	0	0	0	0	0	0	0	0
Oliva	.323	161	672	109	217	374	43	9	32	94	34	68	12	9	0
Pascual	.181	36	94	3	17	24	7	0	0	8	8	9	0	1	0
Perry	.154	41	13	0	2	2	0	0	0	1	0	4	0	1	0
Pleis	.250	47	4	2	1	1	0	0	0	0	1	2	0	0	0
Power	.222	19	45	6	10	12	2	0	0	1	1	3	0	0	0
Reese	.000	10	7	0	0	0	0	0	0	0	0	1	0	1	0
Roland	.148	30	27	2	4	4	0	0	0	0	0	11	0	0	0
Rollins	.270	148	596	87	161	242	25	10	12	68	53	80	2	12	12
Shifflett	.000	10	4	0	0	0	0	0	0	0	0	2	0	0	0
Siebler	.155	26	71	4	0	0	0	0	0	0	0	0	0	0	0
Snyder	.155	26	71	3	11	16	2	0	1	9	4	11	0	4	4
Stange	.040	14	25	1	1	1	0	0	0	2	5	14	0	1	1
Stigman	.101	32	69	2	7	9	2	0	0	0	2	34	0	1	0
Versalles	.259	160	659	94	171	284	33	10	20	64	42	88	14	5	0
Ward	.226	12	31	4	7	9	2	0	0	2	6	13	0	0	0
Whitby	.000	4	1	0	0	0	0	0	0	0	0	1	0	0	0
Worthington	.063	41	16	2	1	1	0	0	0	0	0	2	0	0	0
Zimmerman	.200	63	120	6	24	27	3	0	0	10	10	15	0	6	0
Totals	.252	163	5610	737	1413	2395	227	46	221	707	553	1019	46	120	

Pitching: (5th in P.L.)

PLAYER	W	L	ERA	G	GS	CG	SHO	SV	IP	H	R	ER	HR	BB	SO
Arrigo	7	4	3.86	41	12	2	1	1	105.1	97	48	45	11	45	96
Boswell	2	0	4.30	4	4	0	0	0	23.1	21	11	11	4	12	25
Dailey	1	2	8.40	14	0	0	0	0	15.1	23	16	14	3	18	6
Dotter	0	0	2.25	3	0	0	0	0	4.1	3	2	1	1	3	6
Fischer	0	1	7.71	9	0	0	0	0	7.1	16	6	6	2	4	9
Fusnow	0	1	10.64	7	0	0	0	0	10.2	13	13	13	3	8	9
Grant	11	9	2.82	25	23	10	1	0	166.0	150	73	52	21	36	75
Kaat	17	11	3.22	35	34	18	0	1	245.0	231	100	87	23	60	171
Klippstein	0	4	1.96	33	0	0	0	2	46.1	44	12	10	4	20	39
Nelson	0	0	4.50	2	0	0	0	0	2.0	1	1	1	1	1	5
Pascual	15	12	3.30	36	36	14	1	0	267.1	245	121	98	30	98	213
Perry	6	3	3.46	42	1	0	0	1	65.1	61	26	25	7	23	55
Pleis	4	1	3.88	47	0	0	0	2	50.2	43	23	22	6	31	42
Roland	2	6	4.12	30	13	1	0	2	94.1	76	48	43	12	55	63
Shifflett	0	2	4.50	10	0	0	0	1	17.2	22	9	9	1	7	8
Siebler	0	0	4.91	9	0	0	0	0	11.0	10	6	6	1	6	10
Stange	3	6	4.73	14	11	2	0	0	79.2	78	45	42	13	19	54
Stigman	6	19	4.03	32	29	5	1	0	190.0	160	94	85	31	70	159
Whitby	0	0	9.00	0	0	0	0	0	6.1	8	6	6	3	1	2
Worthington	5	6	3.38	41	0	0	0	0	114	72	47	18	11	28	59
Totals	79	83	3.57	163	47	4	24	1478.1	1361	678	587	181	545	1099	

1965 TWINS' STATISTICS

Batting: (1st in R.L.)

PLAYER	AVG	G	AB	R	H	TB	2B	3B	HR	RBI	BB	SO	SB	GDP
Allen	.231	19	39	2	9	11	2	0	0	6	6	8	0	0
Allison	.233	135	438	71	102	195	14	5	23	78	73	114	10	5
Battay	.297	131	394	36	117	161	22	2	6	60	50	23	0	7
Boswell	.316	36	38	7	12	14	0	1	0	1	1	6	0	1
Cimino	.000	1	0	0	0	0	0	0	0	0	0	0	0	0
Fosnow	.000	29	5	0	0	0	0	0	0	0	0	4	0	0
Grant	.155	50	97	13	15	22	3	2	0	8	7	27	0	1
Hall	.285	148	522	81	149	242	25	4	20	86	51	79	14	6
Kaat	.247	56	93	6	23	30	4	0	1	9	3	24	2	1
Killebrew	.269	113	401	78	108	201	16	1	25	75	72	69	0	10
Kindall	.196	125	342	41	67	99	12	1	6	36	36	97	2	6
Klippstein	.000	56	8	0	0	0	0	0	0	0	1	3	0	1
Kosco	.236	23	55	3	13	20	4	0	1	6	1	15	0	0
Kostr	.105	20	31	2	5	7	2	0	0	1	4	5	0	1
Merritt	.136	16	22	1	3	3	0	0	0	3	2	14	0	0
Mincher	.251	128	346	43	87	176	17	3	22	65	49	73	1	3
Nelson	.111	28	9	0	1	1	0	0	0	0	0	5	0	0
Nossek	.218	87	170	19	37	52	9	0	2	16	7	22	2	5
Oliva	.321	149	576	107	185	283	40	5	16	98	55	64	19	8
Pascual	.200	27	60	7	12	19	1	0	2	8	2	11	0	0
Perry	.170	36	53	3	9	12	0	0	0	3	1	16	0	0
Pleis	.000	41	3	0	0	0	0	0	0	0	0	3	0	0
Quilici	.208	56	149	16	31	38	5	1	0	7	15	33	1	4
Reese	.286	14	7	0	2	3	1	0	0	0	2	2	0	0
Roggenburk	.000	12	3	1	0	0	0	0	0	0	1	1	0	0
Rollins	.249	140	469	59	117	156	22	1	5	32	37	54	4	13
Sevcik	.063	12	16	1	1	2	1	0	0	0	1	5	0	1
Siebler	.000	7	1	0	0	0	0	0	0	0	0	1	0	0
Stigman	.133	33	15	0	2	3	1	0	0	0	0	7	0	0
Iovar	.208	18	25	3	5	6	1	0	0	2	2	3	2	0
Uhlhaender	.182	13	22	1	4	4	0	0	0	1	0	2	1	0
Valdespino	.261	108	245	38	64	79	8	2	1	22	20	28	7	5
Versalles	.278	160	666	126	182	308	45	12	19	77	41	122	27	7
Worthington	.111	62	10	1	1	0	0	0	0	2	2	4	0	0
Zimmerman	.214	83	154	8	33	39	1	1	1	11	12	23	0	6
Totals	.254	162	5488	774	1396	2187	257	42	150	711	554	969	92	93

Pitching: (3rd in R.L.)

PLAYER	W	L	ERA	G	GS	SHO	SV	IP	H	R	ER	HR	BB	SO	
Boswell	6	5	3.40	27	12	1	0	0	106.0	77	43	40	20	46	85
Cimino	0	0	0.00	1	0	0	0	0	1.0	0	0	0	0	0	0
Fosnow	3	3	4.40	29	0	0	0	1	46.2	33	29	23	7	25	35
Grant	21	7	3.30	41	39	14	6	0	270.1	252	107	99	34	61	142
Kaat	18	11	2.83	45	42	7	2	2	264.1	267	121	83	25	63	154
Klippstein	9	3	2.25	56	0	0	0	3	76.1	59	22	19	8	31	59
Merritt	5	4	3.16	16	9	1	0	2	76.2	68	29	27	11	20	61
Nelson	0	4	4.09	28	3	0	0	3	54.2	57	29	25	7	23	31
Pascual	9	3	3.35	27	27	5	1	0	156.0	126	67	68	12	63	96
Perry	12	7	2.63	36	19	4	2	0	167.2	142	57	49	18	47	88
Pleis	4	4	3.00	41	2	0	0	2	51.1	49	20	17	3	27	33
Roggenburk	1	0	3.43	12	0	0	0	0	21.0	21	10	8	1	12	6
Siebler	0	0	4.20	12	0	0	0	0	15.0	11	7	7	2	11	15
Stigman	4	2	4.37	33	8	0	0	0	70.0	59	34	34	14	33	70
Worthington	10	7	2.14	62	0	0	0	14	80.1	57	25	19	4	41	59
Totals	102	60	3.14	162	32	12	31	1457.1	1278	600	508	166	503	934	

1966 TWINS' STATISTICS

Batting: (3rd in R.L.)

PLAYER	AVG	G	AB	R	H	TB	2B	3B	HR	RBI	BB	SO	SB	GDP
Allen	.238	101	319	34	76	111	18	1	5	30	26	40	2	10
Allison	.220	70	168	34	37	69	6	1	8	19	30	34	6	2
Battay	.255	115	364	30	93	119	12	1	4	34	43	30	4	15
Boswell	.143	32	63	4	9	10	1	0	0	3	0	18	0	2
Cimino	.000	35	6	0	0	0	0	0	0	0	1	4	0	0
Clark	1.000	5	1	1	1	1	0	0	0	1	0	0	0	0
Grant	.192	35	78	5	15	20	5	0	0	10	3	23	0	3
Hall	.239	120	356	52	85	160	7	4	20	47	33	66	0	14
Kaat	.195	47	118	12	23	33	2	1	2	13	5	41	0	1
Keller	.000	3	1	0	0	0	0	0	0	0	0	0	0	0
Killebrew	.281	162	569	89	160	306	27	1	39	110	103	98	0	12
Klippstein	.000	26	3	0	0	0	0	0	0	0	0	3	0	0
Kosco	.222	57	158	11	35	46	5	0	2	13	7	31	0	4
Merritt	.103	31	39	2	4	5	1	0	0	1	4	16	0	1
Mincher	.251	139	431	53	108	180	30	0	14	62	58	68	3	13
Mitterwald	.200	3	5	1	1	1	0	0	0	0	0	0	0	0
Nixon	.260	51	96	5	25	29	2	1	0	7	7	13	0	2
Nossek	.000	4	0	0	0	0	0	0	0	0	0	0	0	0
Oliva	.307	159	622	95	191	312	32	7	25	87	42	72	13	16
Ollum	.000	3	0	0	0	0	0	0	0	0	0	0	0	0
Pascual	.216	21	37	3	8	9	0	0	0	0	0	5	0	3
Perry	.220	33	59	5	13	20	4	0	1	2	5	18	0	0
Pleis	.000	8	0	0	0	0	0	0	0	0	0	0	0	0
Reese	.000	3	2	0	0	0	0	0	0	0	1	2	0	0
Roggenburk	.12	0	0	0	0	0	0	0	0	0	0	0	0	0
Roland	.1	0	0	0	0	0	0	0	0	0	0	0	0	0
Rollins	.245	90	269	30	66	105	7	1	10	40	13	34	0	9
Siebler	.000	23	11	0	0	0	0	0	0	0	2	6	0	0
Iovar	.260	134	465	57	121	156	19	5	2	41	44	50	16	7
Uhlhaender	.226	105	367	39	83	105	12	2	2	22	33	24	0	4
Valdespino	.176	52	108	11	19	28	1	1	2	9	4	24	2	1
Versalles	.149	137	543	73	136	188	20	6	2	36	40	85	10	11
Worthington	.273	65	11	2	3	6	3	0	0	3	0	6	0	0
Zimmerman	.252	60	119	11	30	39	4	1	1	15	15	23	0	4
Totals	.249	162	5390	663	1341	2058	219	33	144	611	513	844	67	138

YEAR BY YEAR

1966 TWINS' STATISTICS

Pitching: (2nd in R.L.)

PLAYER	W	L	ERA	G	GS	CG	SHO	SV	IP	H	R	ER	HR	BB	SO
Boswell	12	5	3.14	28	21	8	1	0	169.1	120	66	59	19	65	173
Cimino	2	5	2.91	35	0	0	0	3	64.2	53	27	21	4	30	57
Grant	13	13	3.25	35	35	10	3	0	249.0	248	104	90	23	49	110
Kaat	25	13	2.74	41	41	19	3	0	304.2	271	114	93	29	55	205
Keller	0	0	5.40	2	0	0	0	0	5.1	7	4	3	1	1	1
Klipstein	1	1	3.38	26	0	0	0	3	40.0	35	15	15	2	20	26
Merritt	7	14	3.38	31	18	5	1	3	144.0	112	57	54	17	33	124
Ollum	0	0	3.60	3	1	0	0	0	10.0	6	4	4	1	1	11
Pascual	8	6	4.89	21	19	2	0	0	103.0	113	63	56	9	30	56
Perry	11	7	2.54	33	25	8	1	0	184.0	149	61	52	17	53	122
Piegs	1	2	2.00	8	0	0	0	0	8.1	5	6	2	1	4	8
Rogenburk	1	2	6.00	12	0	0	0	0	12.1	14	8	8	4	10	3
Roland	0	0	0.00	1	0	0	0	0	2.0	0	0	0	0	0	1
Siebler	2	2	3.42	23	2	0	0	1	49.2	47	26	19	6	14	24
Worthington	6	3	2.47	65	0	0	0	11	91.1	66	26	25	6	27	93
Totals	89	73	3.13	162	52	11	22	1438.2	1246	581	501	139	392	1015	

1967 TWINS' STATISTICS

Batting: (4th in R.L.)

PLAYER	AVG	G	AB	R	H	TB	2B	3B	HR	RBI	BB	SO	SB	GDP
Allison	.258	153	496	73	128	233	21	6	24	75	74	114	6	5
Battay	.165	48	109	6	18	23	3	1	0	8	13	24	0	4
Bond	.313	10	16	4	5	9	1	0	1	5	3	1	0	0
Boswell	.219	44	73	12	16	23	2	1	1	3	3	1	26	0
Carew	.292	137	514	66	150	210	22	7	8	51	37	91	5	12
Chance	.083	41	92	7	3	3	0	0	0	0	7	58	0	1
Clark	.167	20	60	7	10	21	3	1	2	11	4	9	0	1
Grant	.179	27	28	6	5	5	0	0	0	2	1	2	0	1
Hardy	.375	11	8	1	3	6	0	0	1	2	1	1	0	0
Hernandez	.143	29	28	1	4	4	0	0	0	3	0	6	0	0
Izquierdo	.269	16	26	4	7	9	2	0	0	2	1	2	0	0
Kaat	.172	45	99	7	17	25	3	1	1	4	7	26	0	2
Kelly	.000	8	1	1	0	0	0	0	0	0	0	1	0	0
Killebrew	.269	163	547	105	147	305	24	1	44	113	131	111	1	16
Kline	.000	54	5	0	0	0	0	0	0	0	0	3	0	0
Kosco	.143	9	28	4	4	5	1	0	0	4	2	4	0	1
Kostro	.323	32	31	4	10	10	0	0	0	2	3	2	0	2
Merritt	.195	37	74	4	10	13	3	0	0	2	7	33	0	2
Nelson	.000	1	0	0	0	0	0	0	0	0	0	0	0	0
Nettles	.333	3	3	0	1	2	1	0	0	0	0	0	0	0
Nixon	.235	74	170	16	40	51	6	1	1	22	18	29	0	4
Oliva	.289	146	557	76	161	258	34	6	17	83	44	61	11	9
Ollum	.200	21	5	0	1	1	0	0	0	0	0	1	0	0
Perry	.190	39	42	2	8	12	1	0	1	7	0	6	0	2
Quilici	.105	23	19	2	2	2	1	0	0	0	3	4	0	1
Reese	.248	95	101	13	25	42	5	0	4	20	8	17	0	1
Roland	.000	25	3	0	0	0	0	0	0	0	0	1	0	0
Rollins	.245	109	339	31	83	116	11	2	6	39	27	58	1	10
Siebler	.000	0	0	0	0	0	0	0	0	0	0	0	0	0
Uvner	.267	164	648	98	173	237	32	7	6	47	46	51	19	8
Uvlander	.258	133	415	41	107	158	19	7	6	49	13	45	4	4
Valdespino	.165	99	97	9	16	21	2	0	1	3	5	22	3	1
Versalles	.200	160	581	63	116	164	16	7	6	50	33	113	5	15
Worthington	.000	59	8	0	0	0	0	0	0	0	1	5	0	0
Zimmerman	.167	104	234	13	39	45	3	0	1	12	22	49	0	8
Totals	.240	164	5458	671	1309	2014	216	48	131	619	512	976	55	114

Pitching: (2nd in R.L.)

PLAYER	W	L	ERA	G	GS	CG	SHO	SV	IP	H	R	ER	HR	BB	SO
Boswell	14	12	3.27	37	32	11	3	0	222.2	162	84	81	14	107	204
Chance	20	14	2.73	41	39	18	5	1	283.2	244	109	86	17	68	220
Grant	5	6	4.74	27	14	2	0	0	95.1	121	56	50	10	17	50
Kaat	16	13	3.05	42	38	13	2	0	263.1	269	110	89	21	42	211
Kline	7	1	3.75	54	0	0	0	5	71.2	71	33	30	10	15	36
Merritt	13	7	2.53	37	28	11	4	0	227.2	196	72	64	21	30	161
Nelson	0	0	54.00	1	0	0	0	0	0.1	3	2	2	1	0	0
Ollum	0	1	5.40	21	2	0	0	0	35.0	33	24	21	4	11	17
Perry	8	7	3.02	35	11	3	2	0	130.0	123	51	44	8	50	84
Roland	0	1	3.00	25	0	0	0	0	35.2	33	12	12	3	17	16
Siebler	0	0	3.00	2	0	0	0	0	3.0	4	1	1	0	1	0
Worthington	8	9	2.84	59	0	0	0	16	92.0	77	36	29	6	38	80
Totals	91	71	3.14	164	58	18	24	1461.0	1336	590	509	115	396	1089	

1968 TWINS' STATISTICS

Batting: (2nd in R.L.)

PLAYER	AVG	G	AB	R	H	TB	2B	3B	HR	RBI	BB	SO	SB	GDP
Allison	.247	145	469	63	116	214	16	8	22	52	52	98	9	16
Boswell	.233	37	60	9	14	22	3	1	1	4	2	24	0	4
Carew	.273	127	461	46	126	160	27	2	1	42	26	71	12	11
Chance	.054	43	93	0	5	5	0	0	0	3	3	63	0	2
Clark	.185	104	227	14	42	52	5	1	1	13	16	44	3	2
Hall	.000	11	8	2	0	0	0	0	0	0	0	0	0	0
Hernandez	.176	83	198	13	35	44	2	0	2	17	9	42	5	3
Hill	.208	70	106	7	22	26	2	0	0	8	4	20	0	1
Kaat	.156	36	77	7	12	15	3	0	0	5	2	18	0	2
Keller	.000	8	1	0	0	0	0	0	0	0	0	1	0	0
Kelly	.114	12	35	2	4	9	2	0	1	2	3	10	0	1
Killebrew	.210	100	295	40	62	124	7	2	17	40	70	70	0	13
Kostro	.241	63	108	9	26	32	4	1	0	9	6	20	0	2
Look	.245	59	118	7	29	33	4	0	0	9	20	24	0	5
Merritt	.141	38	71	1	10	12	2	0	0	1	5	22	0	2
Miller	.143	45	77	0	1	1	0	0	0	1	0	3	0	0
Mitterwald	.206	11	34	1	7	8	1	0	0	1	3	8	0	1

1968 TWINS' STATISTICS

PLAYER	AVG	G	AB	R	H	TB	2B	3B	HR	RBI	BB	SO	SB	GDP
Morris	.000	3	3	1	0	0	0	0	0	0	0	1	0	0
Nettles	.224	22	76	15	17	36	2	1	5	8	7	20	0	2
Oliva	.289	128	470	54	136	224	24	5	18	88	45	61	10	10
Perranoski	.000	66	7	0	0	0	0	0	0	0	0	3	0	0
Perry	.143	32	42	4	6	13	1	0	2	5	2	12	0	1
Quilici	.245	97	229	22	56	78	11	4	1	22	21	45	0	5
Reese	.259	126	332	40	86	117	15	2	4	28	18	36	3	6
Renick	.216	42	97	16	21	39	5	2	3	13	9	42	0	2
Roland	.000	29	8	0	0	0	0	0	0	1	1	4	0	0
Rollins	.241	93	203	14	49	72	5	0	6	30	10	34	3	6
Roseboro	.216	195	380	31	82	118	12	0	8	39	46	57	2	7
Stephen	.000	2	3	0	0	0	0	0	0	0	0	1	0	0
Tovar	.272	157	613	89	167	228	31	6	6	47	34	41	35	2
Uniander	.283	140	488	52	138	190	21	5	7	52	28	46	16	0
Worthington	.000	54	7	0	0	0	0	0	0	0	0	5	0	0
Zimmerman	.111	24	45	3	5	6	1	0	0	2	3	10	0	0
Totals	.237	162	5373	562	1274	1878	207	41	105	522	445	966	98	106

Pitching: (6th in A.L.)

PLAYER	W	L	ERA	G	GS	CG	SHO	SV	IP	H	R	ER	HR	BB	SO
Boswell	10	13	3.32	34	28	7	2	0	190.0	148	79	70	19	87	143
Chance	16	16	2.53	43	39	15	6	0	292.0	224	96	82	15	63	234
Hall	2	1	2.40	8	4	0	0	0	29.2	27	15	8	1	12	18
Kaat	14	12	2.94	30	29	9	2	0	208.0	192	78	68	16	40	130
Keller	0	1	2.81	7	1	0	0	0	16.0	18	6	5	2	4	11
Merritt	12	16	3.25	38	34	11	1	1	238.1	207	102	86	21	52	181
Miller	0	3	2.75	45	0	0	0	2	72.1	65	26	22	1	24	41
Morris	0	1	1.64	3	2	0	0	0	10.2	11	5	2	0	4	6
Perranoski	8	7	3.10	66	0	0	0	5	87.0	86	36	30	5	38	65
Perry	8	6	2.27	32	18	3	2	1	139.0	113	37	35	8	26	69
Roland	4	1	3.48	28	4	1	0	0	61.2	55	33	24	3	24	36
Stephen	1	1	4.91	2	2	0	0	0	11.1	11	7	6	0	1	1
Tovar	0	0	0.00	1	0	0	0	0	0.0	0	0	0	0	1	1
Worthington	4	5	2.72	54	0	0	0	17	76.1	67	26	23	0	32	57
Totals	79	83	2.89	162	162	46	14	26	1433.1	1224	546	461	92	414	996

1969 TWINS' STATISTICS

Batting: (1st in A.L.)

PLAYER	AVG	G	AB	R	H	TB	2B	3B	HR	RBI	BB	SO	SB	GDP
Allison	.228	81	189	18	43	79	8	2	8	27	29	39	2	8
Boswell	.170	40	94	7	16	26	2	1	2	9	2	29	0	3
Brandon	.000	3	1	0	0	0	0	0	0	0	1	0	0	0
Cardenas	.280	160	578	67	162	224	24	4	10	70	66	96	5	19
Carew	.332	123	458	79	152	214	30	10	0	1	36	37	19	7
Chance	.042	20	24	1	1	1	0	0	0	1	2	19	0	0
Clark	.125	5	8	0	1	1	0	0	0	0	0	0	0	1
Crider	.444	21	9	3	4	6	2	0	0	0	0	2	0	0
Dempsey	.500	5	6	1	3	4	1	0	0	0	1	0	0	0
Grzenda	.000	38	5	1	0	0	0	0	0	0	2	3	0	0
Hall	.186	32	43	5	8	9	1	0	0	0	4	14	0	0
Hill	.000	16	2	4	0	0	0	0	0	0	1	1	0	0
Holt	.357	12	14	3	5	8	0	0	1	2	0	4	0	0
Kaat	.207	43	87	8	18	32	8	0	2	10	4	20	0	0
Killebrew	.276	162	555	100	153	324	20	2	49	140	145	84	8	16
Kostro	.000	2	0	0	0	0	0	0	0	0	0	0	0	0
Manuel	.207	83	164	14	34	46	6	0	2	24	28	33	1	3
Miller	.000	48	31	0	0	0	0	0	0	0	1	17	0	1
Mitterwald	.257	69	187	18	48	71	8	0	5	13	17	47	0	6
Morris	.000	3	0	0	0	0	0	0	0	0	0	0	0	0
Nash	.222	96	29	0	2	84	9	2	7	26	32	47	1	6
Nettles	.222	96	225	27	50	97	9	2	7	26	32	47	1	6
Oliva	.309	153	637	97	197	316	39	4	24	101	45	66	10	10
Perranoski	.083	75	24	1	2	2	0	0	0	1	2	14	0	1
Perry	.172	47	93	8	16	21	3	1	0	7	5	24	0	5
Quilici	.174	118	144	19	25	36	3	1	2	12	12	22	2	2
Reese	.322	132	419	52	135	215	24	4	16	69	23	57	1	6
Renick	.245	71	139	21	34	52	3	0	5	17	12	32	0	4
Roseboro	.263	115	361	33	95	116	12	0	3	32	39	44	5	6
Tischinski	.191	37	47	2	9	9	0	0	0	0	8	8	0	0
Tovar	.288	158	535	95	154	222	25	5	11	52	37	37	45	7
Uniander	.219	152	554	95	151	197	18	2	8	62	44	52	15	3
Walters	.000	6	0	0	0	0	0	0	0	0	0	0	0	0
Woodson	.074	44	27	3	2	2	0	0	0	0	2	16	0	0
Worthington	.000	46	5	0	0	0	0	0	0	0	0	4	0	0
Zepp	.000	4	1	0	0	0	0	0	0	0	0	0	0	0
Totals	.268	162	5677	790	1520	2319	246	32	163	733	599	906	115	114

Pitching: (3rd in A.L.)

PLAYER	W	L	ERA	G	GS	CG	SHO	SV	IP	H	R	ER	HR	BB	SO
Boswell	20	12	3.23	39	38	10	0	0	256.1	215	105	92	18	99	190
Brandon	0	0	3.00	3	0	0	0	0	3.1	5	3	1	1	3	1
Chance	5	4	2.97	20	15	1	0	0	88.1	76	39	29	6	35	50
Crider	1	0	4.66	21	1	0	0	1	28.2	31	15	15	3	15	16
Grzenda	4	1	3.86	38	0	0	0	3	48.2	52	23	21	4	17	24
Hall	8	7	3.32	31	18	5	2	0	140.2	129	63	52	12	50	92
Kaat	14	13	3.50	40	32	10	0	1	242.1	252	114	84	23	75	139
Miller	3	5	3.03	48	11	1	0	0	61.1	118	42	40	9	32	47
Morris	0	1	5.40	7	0	0	0	0	6.0	6	3	4	4	4	5
Perranoski	9	10	2.10	75	0	0	0	31	119.2	85	32	28	4	4	52
Perry	20	0	2.82	46	36	12	3	0	261.2	244	87	82	18	66	153
Walters	0	0	5.14	6	0	0	0	0	6.2	6	4	4	1	3	2
Woodson	7	5	3.68	44	10	2	0	1	110.1	99	49	45	11	49	66
Worthington	4	1	4.57	46	0	0	0	3	61.0	65	31	31	7	20	51
Zepp	0	0	7.20	4	0	0	0	0	5.1	6	7	4	1	4	2
Totals	97	65	3.24	162	162	41	8	43	1497.2	1388	618	539	119	524	906

YEARS BY YEAR

1970 TWINS' STATISTICS

Batting: (1st in A.L.)

PLAYER	AVG	G	AB	R	H	TB	2B	3B	HR	RBI	BB	SO	SB	GDP
Allison	.208	47	72	15	15	23	5	0	1	7	14	20	1	2
Alyea	.291	94	258	34	75	137	12	1	16	61	28	51	3	12
Barber	.000	19	2	0	0	0	0	0	0	0	0	0	0	0
Byleven	.140	27	50	2	7	7	0	0	0	1	1	25	0	0
Boswell	.160	20	25	0	4	5	1	0	0	0	0	11	0	0
Brye	.182	9	11	1	2	3	1	0	0	2	2	4	0	0
Cardenas	.247	160	588	67	145	220	34	4	11	65	42	101	2	11
Carew	.366	51	191	27	70	100	12	3	4	28	11	28	4	1
Dempsey	.000	5	7	1	0	0	0	0	0	0	1	1	0	1
Hill	.182	53	44	4	8	8	0	0	0	1	0	9	0	1
Hamm	.000	10	0	0	0	0	0	0	0	0	0	0	0	0
Haydel	.067	4	3	2	2	6	1	0	1	1	0	1	0	0
Hill	.091	27	22	8	2	2	0	0	0	0	0	6	0	0
Holt	.266	142	319	37	85	109	9	3	3	40	17	32	3	9
Kaat	.197	56	76	17	15	19	1	0	1	8	6	20	0	2
Killebrew	.271	157	527	96	143	288	20	1	41	113	128	84	0	28
Manuel	.188	59	64	4	12	15	0	0	1	7	6	17	0	1
Mendoza	.188	16	16	2	3	3	0	0	0	2	0	1	0	0
Mitterwald	.222	117	369	36	82	143	12	2	15	46	34	84	3	11
Nash	.250	4	4	1	1	1	0	0	0	2	1	1	0	0
Nettles	.250	13	20	3	5	5	0	0	0	0	1	5	0	0
Oliva	.325	157	628	96	204	323	36	7	23	107	38	67	5	16
Perranoski	.042	67	24	0	1	1	0	0	0	0	0	15	0	0
Perry	.247	41	97	9	24	31	4	0	1	6	1	14	0	1
Quinn	.227	111	141	19	32	41	3	0	2	12	15	16	0	6
Ratliff	.268	69	149	19	40	66	7	2	5	22	15	51	0	1
Reese	.261	153	501	63	131	186	15	5	10	56	48	70	5	7
Renick	.229	81	179	20	41	70	8	0	7	25	22	29	0	6
Thompson	.219	96	302	25	66	75	9	0	0	22	7	39	0	6
Tiant	.406	18	32	7	13	17	4	0	0	4	1	6	1	0
Tischinski	.196	24	46	6	9	12	0	0	1	2	9	6	0	1
Tovar	.300	161	650	120	195	287	36	13	10	54	52	47	30	9
Williams	.000	68	19	0	0	0	0	0	0	0	0	13	0	0
Woodson	.000	21	72	0	0	0	0	0	0	0	0	0	0	0
Zepp	.136	43	44	3	6	6	0	0	0	0	1	31	0	0
Totals	.262	162	5463	744	1438	2209	230	41	153	694	501	905	57	132

Pitching: (2nd in A.L.)

PLAYER	W	L	ERA	G	GS	CG	SHO	SV	IP	H	R	ER	HR	BB	SO
Barber	0	0	4.67	18	0	0	0	2	27.1	26	14	14	1	17	14
Byleven	10	9	3.18	27	25	5	1	0	164.0	143	66	58	17	147	135
Hill	11	6	2.55	52	11	1	0	4	155.1	94	46	44	11	66	184
Hamm	0	2	5.63	10	0	0	0	0	16.1	17	10	10	3	7	3
Haydel	2	0	3.00	4	0	0	0	0	9.0	7	3	3	2	4	4
Kaat	14	10	3.56	45	34	4	1	0	230.1	244	110	91	26	58	120
Perranoski	7	8	2.43	67	0	0	34	111.0	108	38	30	7	42	55	5
Perry	24	12	3.03	40	40	13	4	0	278.2	258	112	94	20	57	168
Tiant	7	3	3.39	18	17	2	1	0	92.2	84	36	35	12	41	50
Williams	10	1	1.99	68	0	0	0	15	113.1	85	34	25	8	32	76
Woodson	1	2	3.77	21	0	0	0	1	30.2	29	18	13	2	19	22
Zepp	9	4	3.22	43	20	1	1	2	151.0	154	63	54	9	51	64
Totals	98	64	3.23	162	162	26	12	58	1448.1	1329	605	520	130	486	940

1971 TWINS' STATISTICS

Batting: (2nd in A.L.)

PLAYER	AVG	G	AB	R	H	TB	2B	3B	HR	RBI	BB	SO	SB	GDP
Alyea	.177	79	158	13	28	38	4	0	2	15	24	38	1	7
Barber	.000	6	5	0	0	0	0	0	0	0	0	2	0	0
Byleven	.132	38	91	3	12	13	1	0	0	2	1	37	0	0
Braun	.254	128	343	51	87	118	12	2	5	35	48	50	8	8
Brye	.224	28	107	10	24	34	1	0	3	11	7	15	3	4
Campisi	.000	6	0	0	0	0	0	0	0	0	0	0	0	0
Cardenas	.264	153	554	59	146	233	25	4	18	75	51	69	3	16
Carew	.307	147	577	88	177	219	16	10	2	48	45	81	6	23
Corbin	.206	52	34	3	7	7	0	0	0	2	2	17	0	0
Dempsey	.308	6	13	2	4	5	1	0	0	0	1	1	0	1
Gebhard	.000	36	0	0	0	0	0	0	0	0	0	0	0	0
Hill	.265	117	34	0	5	8	0	0	0	1	1	5	0	1
Hamm	.273	13	11	1	3	4	1	0	0	0	0	5	0	0
Haydel	.333	31	3	0	1	1	0	0	0	0	0	1	0	0
Holt	.259	126	340	35	88	108	11	3	1	29	16	28	5	11
Kaat	.161	54	93	6	15	18	3	0	0	5	2	16	2	0
Killebrew	.254	147	500	61	127	232	19	1	28	119	114	96	3	21
Luebber	.053	19	19	0	1	1	0	0	0	0	0	7	0	0
Manuel	.125	18	16	1	2	3	1	0	0	1	1	8	0	0
Mitterwald	.250	125	388	38	97	151	13	1	13	44	39	104	3	9
Nettles	.250	70	168	17	42	67	5	1	6	24	19	24	3	2
Oliva	.337	126	487	73	164	266	30	3	22	81	25	44	4	21
Perranoski	.000	36	5	0	0	0	0	0	0	0	0	0	0	0
Perry	.185	40	95	10	17	17	0	0	0	9	7	18	0	4
Pow	.161	20	31	7	5	8	0	0	0	2	3	12	0	1
Ratliff	.159	21	44	3	7	14	1	0	2	6	4	17	0	0
Reese	.219	120	329	40	72	116	8	3	10	39	20	35	7	9
Renick	.222	27	45	4	10	15	2	0	1	8	5	14	0	1
Roof	.241	31	87	6	21	25	4	0	0	6	8	18	0	6
Soderholm	.156	21	64	9	10	17	4	0	1	4	10	17	0	1
Strickland	.000	24	1	0	0	0	0	0	0	0	1	0	0	0
Thomas	.267	23	30	4	8	9	1	0	0	2	4	3	0	0
Thompson	.263	48	57	10	15	17	2	0	0	7	7	12	0	5
Tischinski	.130	21	23	0	3	3	2	0	0	2	1	4	0	2
Tovar	.311	157	657	94	204	242	29	3	1	45	45	39	18	5
Williams	.000	46	0	0	0	0	0	0	0	0	0	0	0	0
Totals	.260	160	5414	654	1406	2013	197	31	116	618	512	846	66	158

1971 TWINS' STATISTICS

Pitching: (11th in A.L.)

PLAYER	W	L	ERA	G	GS	CG	SHO	SV	IP	H	R	ER	HR	BB	SO
Barber	1	0	6.00	4	2	0	0	0	11.2	8	9	8	2	13	4
Byllevin	16	15	2.82	38	38	17	5	0	278.1	267	95	87	21	59	224
Campisi	0	0	4.50	6	0	0	0	0	4.1	5	2	2	1	4	2
Corbin	8	11	4.11	52	11	2	0	3	140.1	141	74	64	19	70	83
Gebhard	1	2	3.00	17	0	0	0	0	18.0	17	6	6	0	11	13
Hall	4	7	3.32	48	11	0	0	9	129.2	104	54	48	13	58	137
Hamm	2	4	6.75	13	8	1	0	0	44.0	55	33	33	7	18	16
Haydel	4	2	4.28	31	0	0	0	1	40.0	33	19	19	3	20	29
Kaat	13	14	3.32	39	38	15	4	0	260.1	275	104	96	16	47	137
Luebber	2	5	5.03	18	12	0	0	1	68.0	73	42	38	7	37	35
Perramski	1	4	6.70	36	0	0	0	1	42.2	60	39	32	2	28	21
Perry	17	17	4.23	40	39	8	0	0	270.0	263	135	127	39	102	126
Strickland	1	0	1.45	24	0	0	0	1	31.1	20	14	5	2	18	21
Williams	4	5	4.15	46	1	0	0	4	78.0	63	44	36	7	44	47
Totals	74	86	3.81	160		43	9	25	1416.2	1384	670	600	139	529	895

1972 TWINS' STATISTICS

Batting: (4th in A.L.)

PLAYER	AVG	G	AB	R	H	TB	2B	3B	HR	RBI	BB	SO	SB	GDP
Adams	.333	3	6	0	2	2	0	0	0	0	0	1	0	0
Byllevin	.160	39	94	9	15	17	2	0	0	6	2	36	0	1
Borgmann	.234	56	175	11	41	54	4	0	3	14	25	25	0	4
Braun	.289	121	402	40	116	143	21	0	2	50	45	38	4	14
Brye	.241	100	253	18	61	76	9	3	0	12	17	38	3	5
Carew	.318	142	535	61	170	203	21	6	0	51	43	60	12	11
Corbin	.082	34	49	1	4	5	1	0	0	2	2	19	0	1
Darwin	.267	145	513	48	137	227	20	2	22	80	38	145	2	24
Dempsey	.200	25	40	0	8	9	1	0	0	0	6	8	0	2
Gebhard	.13	0	0	0	0	0	0	0	0	0	1	0	0	0
Goltz	.103	15	29	0	3	3	0	0	0	1	2	17	0	1
Granger	.200	63	10	0	2	3	1	0	0	0	0	5	0	0
Guth	.000	3	3	1	0	0	0	0	0	0	0	0	0	0
Holt	.444	10	27	6	12	16	1	0	1	6	0	1	0	1
Kaat	.289	24	45	3	13	22	3	0	2	4	1	16	0	0
Killebrew	.231	139	433	53	100	195	13	2	26	74	94	91	0	16
LaRoche	.091	62	11	2	1	1	0	0	0	0	3	6	0	0
Luebber	.205	63	122	6	25	33	5	0	0	0	0	0	0	0
Manuel	.184	64	163	12	30	39	4	1	1	8	4	16	0	1
Mitterwald	.273	55	55	13	15	16	1	0	0	5	8	12	1	1
Nettles	.204	102	235	28	48	69	5	2	4	15	32	52	4	5
Oliva	.321	10	28	1	9	10	1	0	0	1	2	5	0	1
Perry	.155	35	71	3	11	12	1	0	0	1	3	14	0	0
Reese	.218	132	197	23	43	65	3	2	5	26	25	27	0	4
Renick	.172	55	93	10	16	30	2	0	4	8	15	25	0	5
Roof	.205	61	146	16	30	52	11	1	3	12	6	27	0	1
Soderholm	.188	93	287	28	54	103	10	0	13	39	19	48	3	6
Strickland	.333	25	3	0	1	1	0	0	0	2	1	2	0	0
Thompson	.276	144	573	54	158	204	22	6	4	48	34	57	3	14
Uvar	.265	141	548	86	145	183	20	6	2	31	39	39	21	6
Woodson	.080	36	88	4	7	7	0	0	0	2	2	38	0	0
Totals	.244	154	5234	537	1277	1800	182	31	93	506	478	905	53	129

Pitching: (3rd in A.L.)

PLAYER	W	L	ERA	G	GS	CG	SHO	SV	IP	H	R	ER	HR	BB	SO
Byllevin	17	17	2.73	39	38	11	3	0	287.1	247	93	87	22	69	228
Corbin	8	9	2.51	31	19	5	3	0	181.2	135	56	47	12	53	83
Gebhard	0	1	8.57	13	0	0	0	1	21.0	36	29	20	3	13	13
Goltz	3	3	2.67	15	11	2	0	1	91.0	75	30	27	5	26	38
Granger	4	6	3.00	63	0	0	0	19	89.2	83	42	30	7	28	45
Kaat	10	2	2.07	15	15	5	0	0	113.1	94	36	26	6	20	64
LaRoche	5	7	2.84	62	0	0	0	10	95.1	72	33	30	9	39	79
Luebber	0	0	0.00	2	0	0	0	0	2.1	3	0	0	0	2	1
Norton	0	1	2.81	21	0	0	0	0	32.1	31	14	10	1	14	22
Perry	13	16	3.34	35	35	5	2	0	217.2	191	93	81	14	60	85
Strickland	3	1	2.50	25	0	0	0	3	36.0	28	16	10	7	19	30
Woodson	14	14	2.71	36	36	9	3	0	251.2	193	93	76	19	101	150
Totals	77	77	2.84	154		37	17	34	1399.1	1188	535	441	105	444	838

TWINS BIGGEST BLOWN LEADS

Deficit/Runs	Date	Opponent	Score	Final Score
10	9-28-84	at Cleveland	10- 0	10-11
10	7-20-09	at Oakland	12- 2	13-14
8, 2x	last 9-27-03	at Detroit	8- 0	8- 9
7	8- 9-67	Washington	7- 0	7- 9
7	7-31-68	Chicago	8- 1	8-12
7	9-28-72	at Oakland	7- 0	7- 8
7	10- 4-81	at Chicago	12- 5	12- 5
7	7- 7-87	at New York	7- 0	7-12
7	6-10-01	Pittsburgh	8- 1	11- 8
6, 9x	last 9- 7-07	at Chicago	10- 4	10- 11
5, 18x	last 9-25-10	at Detroit	5- 0	10-11

1973 TWINS' STATISTICS

Batting: (1st in Majors)

PLAYER	AVG	G	AB	R	H	TB	2B	3B	HR	RBI	BB	SO	SB	GDP
Adams	.212	55	66	21	14	25	2	0	3	6	17	18	2	2
Borgmann	.265	12	34	7	9	11	2	0	0	9	6	10	0	0
Braun	.283	115	361	46	102	158	28	5	6	42	74	48	4	9
Brye	.263	92	278	39	73	110	9	5	6	33	35	43	3	4
Carew	.350	149	580	98	203	273	30	11	6	62	62	55	41	16
Darwin	.252	145	560	69	141	219	20	2	18	90	46	137	5	22
Hisle	.272	143	545	88	148	230	25	6	15	64	64	128	11	13
Holt	.297	132	441	52	131	195	25	3	11	58	29	43	0	12
Kaat	.242	2	0	1	0	0	0	0	0	0	0	0	0	0
Killebrew	.242	69	248	29	60	86	9	1	5	32	41	59	0	10
Kusick	.250	15	48	7	12	14	2	0	0	4	7	9	0	0
Lis	.245	103	253	37	62	102	11	1	9	25	28	66	0	13
Mitterwald	.259	125	432	50	112	175	15	0	16	64	39	111	3	10
Monzon	.224	39	76	10	17	20	1	1	0	4	11	9	1	0
Oliva	.291	146	571	63	166	234	20	0	16	92	45	44	2	13
Reese	.174	22	23	7	4	10	1	1	1	3	6	6	0	0
Roof	.197	47	117	10	23	32	4	1	1	15	13	27	0	4
Soderholm	.297	35	111	22	33	47	7	2	1	9	21	16	1	4
Terrell	.265	124	438	43	116	138	15	2	1	32	21	56	13	4
Thompson	.225	99	347	29	78	98	13	2	1	36	16	41	1	11
Walton	.177	37	96	13	17	32	1	1	4	8	17	28	0	3
Totals	.270	162	5625	738	1521	2209	240	44	120	688	598	954	87	150

Pitching: (6th in A.L.)

PLAYER	W	L	ERA	G	GS	CG	SHO	SV	IP	H	R	ER	HR	BB	SO
Albury	1	0	2.74	14	0	0	0	0	23.1	13	7	7	1	19	13
Bane	0	5	4.95	23	6	0	0	2	60.1	62	40	33	5	30	42
Bylieven	20	17	2.52	40	40	25	9	0	325.0	296	109	91	16	67	258
Campbell	3	3	3.11	28	2	0	0	7	91.2	44	20	18	5	20	42
Cerbin	8	5	3.04	51	2	0	0	14	148.1	124	58	50	7	60	83
Desler	10	10	4.19	29	24	6	3	0	170.1	167	87	79	12	88	109
Fife	3	2	4.33	10	7	1	0	0	51.2	54	26	25	2	29	18
Goltz	6	4	5.27	32	10	1	0	1	106.1	138	68	62	11	32	65
Hands	7	10	3.49	39	15	3	1	2	142.0	138	69	55	14	41	78
Kaat	11	12	4.40	29	28	7	2	0	181.2	206	101	89	26	39	93
Sanders	2	4	6.13	27	0	0	0	8	44.1	53	31	30	4	21	19
Strickland	0	1	12.60	7	0	0	0	0	5.1	11	8	7	0	5	6
Woodson	10	8	3.96	23	23	4	2	0	141.1	137	68	62	12	68	53
Totals	81	81	3.77	162	48	18	34	1451.2	1443	692	608	115	519	879	

1974 TWINS' STATISTICS

Batting: (2nd in A.L.)

PLAYER	AVG	G	AB	R	H	TB	2B	3B	HR	RBI	BB	SO	SB	GDP
Borgmann	.252	128	345	33	87	106	8	1	3	45	39	44	2	9
Bourque	.219	23	64	5	14	19	2	0	1	8	7	11	0	2
Braun	.280	129	453	53	127	165	12	1	8	40	56	51	4	6
Brye	.283	135	488	52	138	178	32	1	2	41	22	59	1	12
Burgmeier	.1	0	0	0	0	0	0	0	0	0	0	0	0	0
Carew	.364	153	599	86	218	267	30	5	3	55	74	49	38	17
Darwin	.264	152	575	67	152	254	13	7	25	94	37	127	1	12
Ferrer	.281	24	57	12	16	20	0	2	0	8	6	3	0	0
Gomez	.208	82	168	18	35	36	1	0	0	3	12	16	2	2
Hisle	.286	143	510	68	146	237	20	7	19	79	48	112	12	14
Holt	.254	79	197	24	50	61	11	0	0	16	14	16	0	6
Hundley	.193	32	88	2	17	19	2	0	0	3	4	12	0	4
Killebrew	.272	122	333	28	74	120	7	0	13	54	61	61	0	12
Kusick	.239	76	201	36	48	81	7	1	8	26	35	36	0	5
Lis	.195	24	41	5	8	8	0	0	0	3	5	12	0	2
Oliva	.285	127	459	43	131	190	16	2	13	57	27	31	0	14
Roof	.196	44	97	10	19	26	1	0	2	13	6	24	0	7
Soderholm	.276	141	464	63	128	182	18	3	10	51	48	68	7	14
Terrell	.245	116	229	43	56	72	4	6	0	19	11	27	3	6
Thompson	.250	97	264	25	66	86	6	1	4	25	22	29	1	15
Totals	.272	163	5632	673	1530	2127	190	37	111	632	520	791	74	159

Pitching: (6th in A.L.)

PLAYER	W	L	ERA	G	GS	CG	SHO	SV	IP	H	R	ER	HR	BB	SO
Albury	8	9	4.12	32	22	4	1	0	164.0	159	83	75	19	80	85
Bylieven	17	17	2.66	37	37	19	3	0	281.0	244	99	83	14	77	249
Burgmeier	5	3	4.50	50	0	0	0	4	91.2	92	46	46	7	26	34
Butler	4	6	4.09	26	12	2	0	1	98.2	91	47	45	9	56	79
Campbell	8	7	2.63	63	0	0	0	19	120.1	109	37	35	4	55	89
Cerbin	7	6	5.30	29	15	1	0	0	112.1	133	78	66	8	40	50
Desler	16	14	3.25	37	37	11	1	0	248.2	234	105	91	24	97	158
Fife	0	0	18.20	2	1	0	0	0	4.2	10	11	9	0	4	3
Goltz	10	10	3.26	28	24	5	1	0	174.1	192	81	63	14	45	89
Hands	4	5	4.46	35	10	0	0	3	115.1	130	57	57	9	25	74
Hughes	0	2	5.40	2	2	1	0	0	10.1	8	8	6	2	4	8
Johnson	2	0	0.00	4	0	0	0	1	7.0	4	1	0	0	0	4
Woodson	1	1	4.33	5	4	0	0	0	27.0	30	16	13	5	4	12
Totals	82	80	3.64	163	43	11	29	1455.1	1436	669	589	115	513	934	

Did you know?

...that five Minnesota Twins have won American League Rookie of the Year honors. Tony Oliva (1964), Rod Carew (1967), John Castino (1979), Chuck Knoblauch (1991) and Marty Cordova (1995) have each been named the league's top first-year performer.

1975 TWINS' STATISTICS

Batting: (2nd in A.L.)

PLAYER	AVG	G	AB	R	H	TB	2B	3B	HR	RBI	BB	SO	SB	GDP
Albury	.000	1	1	0	0	0	0	0	0	0	0	0	0	0
Borgmann	.207	125	352	34	73	98	15	2	2	33	47	59	0	10
Bostock	.282	98	369	52	104	135	21	5	0	29	28	42	2	7
Braun	.302	136	453	70	137	194	18	3	11	45	66	55	0	8
Briggs	.231	87	264	44	61	95	9	2	7	39	60	41	6	1
Brye	.252	86	246	41	62	104	13	1	9	34	21	37	2	6
Burgmeier	.000	1	0	0	0	0	0	0	0	0	0	0	0	0
Campbell	.000	1	1	0	0	0	0	0	0	0	0	1	0	0
Carew	.359	143	535	89	192	266	24	4	14	80	64	40	35	10
Darwin	.219	48	169	26	37	58	6	0	5	18	18	44	2	8
Ferrer	.247	32	81	14	20	25	3	1	0	2	3	11	3	0
Ford	.280	140	440	72	123	191	21	1	15	59	30	79	6	10
Gomez	.139	89	72	7	10	10	0	0	0	5	4	12	0	1
Hisle	.314	80	255	37	80	126	9	2	11	51	27	39	17	5
Kelly	.181	49	127	11	23	31	5	0	1	11	15	22	0	3
Kusick	.237	57	156	14	37	63	8	0	6	27	21	23	0	3
Lundstedt	.107	18	28	2	3	3	0	0	0	1	4	5	0	1
McKay	.256	33	125	8	32	44	4	1	2	16	6	14	1	4
Oliva	.270	131	455	46	123	172	10	0	13	58	41	45	0	10
Poepping	.135	14	37	0	5	6	1	0	0	1	5	7	0	2
Roof	.302	63	126	18	38	61	2	0	7	21	9	28	0	2
Soderholm	.286	117	419	62	120	174	17	2	11	58	53	66	3	14
Terrell	.286	108	385	48	110	133	16	2	1	36	19	27	4	12
Thompson	.270	112	355	25	96	126	11	2	5	37	18	30	0	7
Walton	.175	42	63	4	11	16	2	0	1	8	4	18	0	3
Totals	.271	159	5514	724	1497	2131	215	28	121	669	563	746	81	127

Pitching: (10th in A.L.)

PLAYER	W	L	ERA	G	GS	CG	SHO	SV	IP	H	R	ER	HR	BB	SO
Albury	6	7	4.53	32	15	2	0	1	135.0	115	82	68	16	97	72
Bane	3	1	2.89	4	4	0	0	0	28.1	28	11	9	2	15	14
Bylevien	15	10	3.00	35	35	20	3	0	275.2	219	104	92	24	84	233
Burgmeier	5	8	3.08	46	0	0	0	11	75.2	76	32	26	7	23	41
Butler	5	4	5.93	23	8	1	0	0	81.2	100	61	54	12	35	55
Campbell	4	6	3.79	47	7	2	1	5	121.0	119	58	51	13	46	76
Corbin	5	7	5.10	18	11	3	0	0	89.2	105	59	51	13	38	49
Decker	1	3	8.65	10	7	1	0	0	26.1	25	25	25	2	36	8
Goltz	14	14	3.67	32	32	15	1	0	243.0	235	112	99	18	72	128
Hughes	16	14	3.82	37	34	12	2	0	249.2	241	119	106	17	127	130
Johnson	1	2	4.15	18	0	0	0	3	38.2	40	23	18	5	10	8
Pazik	0	4	6.10	15	3	1	0	0	18.2	28	20	18	4	13	15
Wiley	1	3	6.00	15	3	1	0	0	38.2	50	30	26	4	13	13
Totals	76	83	4.05	159	57	7	22	1423.0	1381	736	640	137	617	846	

1976 TWINS' STATISTICS

Batting: (1st in A.L.)

PLAYER	AVG	G	AB	R	H	TB	2B	3B	HR	RBI	BB	SO	SB	GDP
Bane	.000	1	0	0	0	0	0	0	0	0	0	0	0	0
Borgmann	.246	24	65	10	16	22	3	0	1	6	19	7	1	2
Bostock	.323	128	474	75	153	204	21	9	4	60	33	37	12	15
Braun	.288	122	417	73	120	147	12	3	3	61	67	43	12	5
Brye	.264	87	258	33	68	85	11	0	2	23	13	31	1	7
Carew	.331	156	605	97	200	280	29	12	9	90	67	52	49	12
Cubbage	.260	104	342	40	89	127	19	5	3	49	42	37	1	10
Ford	.267	145	514	87	137	235	24	7	20	86	36	118	17	12
Goltz	.193	38	57	0	0	0	0	0	0	0	0	0	0	0
Gomez	.193	38	57	5	11	12	1	0	0	3	3	3	1	3
Hisle	.272	155	581	81	158	229	19	5	14	96	56	93	31	11
Kusick	.259	109	266	33	69	115	13	0	11	36	35	44	5	3
McKay	.203	45	138	8	28	30	2	0	0	8	9	27	1	6
Oliva	.211	67	123	3	26	32	3	0	1	16	2	13	0	2
Randall	.267	153	475	55	127	156	18	4	1	34	28	38	3	6
Roof	.217	18	46	1	10	13	3	0	0	4	2	6	0	1
Smalley	.271	103	384	46	104	132	16	3	2	36	47	79	0	7
Terrell	.246	89	171	29	42	47	3	1	0	8	9	15	11	4
Thompson	.234	34	124	9	29	33	4	0	0	6	3	8	1	1
Wynegar	.260	149	534	58	139	194	21	2	10	69	79	63	0	14
Totals	.274	162	5574	743	1526	2093	222	51	81	691	550	714	146	121

Pitching: (10th in A.L.)

PLAYER	W	L	ERA	G	GS	CG	SHO	SV	IP	H	R	ER	HR	BB	SO
Albury	3	1	3.60	23	0	0	0	0	50.1	51	22	20	0	24	23
Bane	4	7	5.13	14	15	1	4	0	79.1	92	45	6	39	24	24
Bylevien	8	5	3.13	12	12	11	0	0	95.1	101	39	33	3	36	75
Burgmeier	8	8	2.50	9	0	0	0	0	115.1	95	36	32	11	29	145
Campbell	17	5	3.00	78	0	0	0	0	20	167.2	145	63	56	9	62
Decker	2	7	5.28	13	12	0	0	0	58.0	60	37	34	3	51	35
Goltz	14	14	3.36	36	35	13	4	0	249.1	239	113	93	14	91	133
Hughes	9	14	4.98	37	26	3	0	0	177.0	190	113	98	17	73	87
Johnson	3	1	2.63	18	1	0	0	0	48.1	44	14	14	2	8	37
Luebber	4	5	4.01	38	12	2	1	2	119.1	109	57	53	9	62	45
Pazik	0	0	7.00	5	0	0	0	0	9.0	13	9	7	0	4	6
Redfern	8	8	3.51	23	23	1	1	0	118.0	105	61	46	6	63	74
Singer	9	9	3.77	26	26	5	3	0	172.0	177	88	72	9	69	63
Totals	85	77	3.69	162	29	11	23	1459.0	1421	704	599	89	610	762	

1977 TWINS' STATISTICS

Batting: (1st in Majors)

PLAYER	AVG	G	AB	R	H	TB	2B	3B	HR	RBI	BB	SO	SB	GDP
Adams	.338	95	269	32	91	126	17	0	6	49	18	30	0	5
Bass	.105	9	19	0	2	2	0	0	0	0	0	5	0	0
Bergmann	.256	17	43	12	11	18	1	0	2	7	11	9	0	1
Bostock	.336	153	593	104	199	301	36	12	14	90	51	59	16	16
Bulling	.156	15	32	2	5	6	1	0	0	5	5	5	0	1
Carew	.388	155	616	128	239	351	38	16	14	100	69	55	23	6
Chiles	.264	108	261	31	69	96	16	1	3	36	23	17	0	4
Cubbage	.264	129	417	60	110	163	16	5	9	35	37	49	6	1
Ford	.267	144	453	66	121	193	25	7	11	60	41	78	6	12
Goltz	.2	0	0	0	0	0	0	0	0	0	0	0	0	0
Gomez	.246	32	65	6	16	24	4	2	0	11	4	9	0	0
Gorinski	.195	54	118	14	23	38	4	1	3	22	5	29	1	1
Hisle	.302	141	546	95	165	291	36	3	28	119	56	106	21	11
Kusick	.254	115	268	34	68	116	12	0	12	45	49	60	3	14
Norwood	.229	39	83	15	19	31	3	0	3	9	6	17	6	1
Perlozzo	.292	10	24	6	7	11	0	0	2	0	2	3	0	0
Randall	.239	103	306	36	73	90	13	2	0	22	15	25	1	3
Smallley	.231	150	584	93	135	184	21	5	6	56	74	89	5	12
Terrell	.224	93	214	32	48	57	6	0	1	20	11	21	10	11
Wirfong	.246	73	171	22	42	48	1	1	1	13	17	26	10	1
Wolfe	.240	8	25	3	6	7	1	0	0	6	1	0	0	0
Wynegar	.261	144	532	76	139	197	22	3	10	79	68	61	2	11
Totals	.282	161	5639	867	1588	2350	273	60	123	804	563	754	105	115

Pitching: (12th in R.L.)

PLAYER	W	L	ERA	G	GS	CG	SHO	SV	IP	H	R	ER	HR	BB	SO
Burgmeier	6	4	5.10	61	0	0	0	7	97.1	113	56	55	15	33	35
Butler	0	1	6.86	7	0	0	0	0	19	17	16	5	3	15	3
Carritters	0	1	7.07	7	0	0	0	0	21.0	19	11	2	2	6	3
Goltz	20	11	3.36	39	39	19	2	0	303.0	284	129	113	23	91	186
Holly	2	3	6.94	18	5	0	0	0	48.1	57	37	8	12	32	2
Hughes	0	0	2.25	2	0	0	0	0	4.1	4	1	0	1	1	1
Johnson, D	2	5	4.56	30	6	0	0	0	72.2	86	42	37	7	23	33
Johnson, T	16	7	3.12	71	0	0	0	15	146.2	152	57	51	11	47	87
Pazik	1	0	2.50	3	3	0	0	0	18.0	18	5	5	1	6	6
Redfern	6	9	5.19	30	28	1	0	0	137.1	164	89	79	13	66	73
Schueler	8	7	4.40	52	7	0	0	3	134.2	131	74	66	16	61	77
Serum	0	0	4.30	8	0	0	0	0	22.2	22	11	11	4	10	14
Stellenback	0	0	7.94	5	0	0	0	0	5.2	10	7	5	1	5	3
Thermodsgard	11	15	4.62	35	37	0	0	0	218.0	236	122	117	25	65	84
Zahn	12	14	4.68	34	32	0	1	0	198.0	234	116	103	20	66	88
Totals	84	77	4.36	161	161	35	4	25	1442.0	1546	776	698	151	507	737

1978 TWINS' STATISTICS

Batting: (6th in R.L.)

PLAYER	AVG	G	AB	R	H	TB	2B	3B	HR	RBI	BB	SO	SB	GDP
Adams	.258	116	310	27	80	121	18	1	7	35	17	32	0	10
Bergmann	.211	49	123	16	26	41	4	1	3	15	18	17	0	0
Carew	.333	152	564	85	188	249	26	10	5	70	78	62	27	18
Chiles	.268	87	198	22	53	68	12	0	1	22	20	25	1	9
Cubbage	.282	125	394	40	111	158	12	7	7	57	40	44	3	7
Edwards	.250	15	44	7	11	17	3	0	1	3	7	13	1	0
Ford	.274	151	592	78	162	251	36	10	11	82	48	88	7	15
Kusick	.173	77	191	23	33	52	3	2	4	20	37	38	3	8
Morales	.314	101	242	22	76	97	13	1	2	38	20	35	0	10
Norwood	.255	125	428	56	109	161	22	3	8	46	28	64	25	15
Powell	.247	121	381	55	94	127	20	2	3	31	45	31	11	5
Randall	.270	119	330	36	89	106	11	3	0	21	24	22	5	7
Rivera	.271	101	251	35	68	89	8	2	3	23	35	47	5	3
Smallley	.273	158	586	80	160	254	31	3	19	77	85	70	2	16
Wirfong	.266	92	199	23	53	64	8	0	1	11	19	27	8	1
Wolfe	.234	88	235	25	55	76	10	1	3	25	36	27	0	8
Wynegar	.229	135	454	36	104	140	22	1	4	45	47	42	1	7
Totals	.267	162	5522	666	1472	2071	259	47	82	621	604	684	99	139

Pitching: (10th in R.L.)

PLAYER	W	L	ERA	G	GS	CG	SHO	SV	IP	H	R	ER	HR	BB	SO
Erickson	14	13	3.96	37	37	14	0	0	265.2	268	129	117	19	79	121
Goltz	15	10	2.49	29	29	13	2	0	220.1	209	72	61	12	67	116
Harrison	0	1	7.50	9	0	0	0	0	12.0	18	10	10	0	11	7
Holly	1	1	3.60	15	1	0	0	0	35.1	28	15	14	1	18	12
Jackson	4	6	4.50	19	15	1	0	0	92.0	89	53	46	9	48	54
Johnson, D	0	2	7.50	10	0	0	0	0	12.0	15	11	10	1	9	7
Johnson, T	0	1	5.45	18	1	0	0	0	32.2	42	22	20	2	17	21
Marshall	10	12	2.45	54	0	0	0	21	99.0	80	31	27	3	37	56
Perzanowski	2	7	5.21	13	7	1	0	1	56.2	59	37	33	1	26	31
Redfern	0	2	6.30	3	2	0	0	0	9.2	10	12	7	2	6	4
Scarce	1	1	3.94	17	0	0	0	0	32.0	35	19	14	5	15	17
Serum	9	9	4.11	34	23	6	1	1	184.1	188	88	84	14	44	80
Sutton	0	0	3.48	17	0	0	0	0	44.1	46	19	17	3	15	18
Thayer	1	1	3.80	20	0	0	0	0	45.0	40	19	19	5	30	30
Thermodsgard	1	6	5.05	12	12	1	0	0	66.0	81	40	37	7	17	23
Zahn	14	14	3.04	35	35	12	1	0	252.1	260	101	85	18	81	106
Totals	73	89	3.69	162	162	48	9	26	1459.2	1468	678	599	102	520	703

1979 TWINS' STATISTICS

Batting: (5th in A.L.)

PLAYER	AVG	G	AB	R	H	TB	2B	3B	HR	RBI	BB	SO	SB	GDP
Adams	.301	119	326	34	98	137	13	1	8	50	25	27	2	3
Borgmann	.200	31	70	4	14	17	3	0	0	8	12	11	1	3
Castino	.285	148	393	49	112	156	13	8	5	52	27	72	5	9
Cubbage	.276	94	243	26	67	85	10	1	2	23	39	26	1	2
Edwards	.249	96	229	42	57	89	8	0	8	35	24	45	6	5
Goodwin	.289	58	159	22	46	79	8	5	5	27	11	23	0	5
Graham	.000	2	4	0	0	0	0	0	0	0	0	0	0	0
Jackson, D	.000	1	0	0	0	0	0	0	0	0	0	0	0	0
Jackson, R	.271	159	583	85	158	250	40	5	14	68	51	59	3	14
Kusick	.241	24	54	8	13	26	4	0	3	6	3	11	0	1
Landreaux	.305	151	564	81	172	254	27	5	15	83	37	57	10	13
Morales	.267	92	191	21	51	64	5	1	2	27	14	27	0	10
Norwood	.248	96	270	32	67	104	13	3	6	30	20	51	9	8
Powell	.293	104	338	49	99	128	17	3	2	36	33	25	5	9
Randall	.246	80	199	25	49	56	7	0	0	14	15	17	2	2
Redfern	.000	1	0	0	0	0	0	0	0	0	0	0	0	0
Rivera	.281	112	263	37	74	103	13	5	2	31	17	40	5	6
Smalley	.271	162	621	94	168	274	28	3	24	95	80	80	2	9
Sohfeld	.301	35	93	8	28	33	5	0	0	12	12	27	2	2
Vega	.000	4	7	0	0	0	0	0	0	0	0	2	0	0
Ward	.286	10	14	2	4	4	0	0	0	1	3	3	0	0
Wilfong	.313	140	419	71	131	192	22	6	9	59	29	54	11	2
Wynegar	.270	149	504	74	136	177	20	0	7	57	74	36	2	13
Totals	.278	162	5544	764	1544	2228	256	46	112	714	526	693	66	116

Pitching: (7th in A.L.)

PLAYER	W	L	ERA	G	GS	CG	SHO	SV	IP	H	R	ER	HR	BB	SO
Bacsis	4	2	4.36	31	0	0	0	0	65.2	61	39	32	6	29	33
Brett	0	0	4.85	9	0	0	0	0	12.2	16	7	7	1	6	3
Erickson	3	10	5.63	24	21	0	0	0	123.0	154	86	77	17	48	47
Felton	0	0	0.00	1	0	0	0	0	2.0	0	0	0	0	0	1
Goltz	14	13	4.16	36	35	12	1	0	250.2	282	124	116	22	69	132
Hartzell	6	10	5.36	28	26	4	0	0	163.0	193	102	97	18	44	44
Holly	0	0	7.50	6	0	0	0	0	6.1	10	7	5	0	3	5
Jackson, D	4	4	4.30	24	8	1	0	0	69.1	89	36	33	5	26	43
Koosman	20	13	3.38	37	36	10	2	0	263.2	268	108	99	19	83	157
Marshall	10	15	2.64	90	1	0	0	32	142.2	132	47	42	8	48	81
Redfern	7	3	3.50	40	6	0	0	1	108.1	106	45	42	8	35	85
Serun	1	3	6.61	20	5	0	0	0	64.0	93	47	47	10	20	31
Stanfield	0	0	6.00	3	2	0	0	0	1.0	3	1	1	1	0	1
Thornborgsgard	0	0	9.00	3	1	0	0	0	3.0	2	2	2	0	0	0
Zahn	13	7	3.57	26	24	4	0	0	169.0	181	74	67	13	41	58
Totals	82	80	4.13	162	31	6	33	1444.1	1590	725	663	128	452	721	

1980 TWINS' STATISTICS

Batting: (9th in A.L.)

PLAYER	AVG	G	AB	R	H	TB	2B	3B	HR	RBI	BB	SO	SB	GDP
Adams	.286	99	262	32	75	108	11	2	6	38	15	26	2	11
Butera	.271	34	85	4	23	24	1	0	0	2	3	6	0	4
Castino	.302	150	546	67	165	235	17	7	13	64	29	67	7	15
Cubbage	.246	103	285	29	70	103	9	0	8	42	23	37	0	4
Edwards	.250	81	200	26	50	67	9	1	2	20	12	51	2	6
Erickson	.000	5	0	0	0	0	0	0	0	0	0	0	0	0
Felton	.250	5	18	2	3	3	1	0	0	0	0	0	0	0
Goodwin	.200	65	115	12	23	31	5	0	0	11	17	32	0	4
Jackson, D	.000	1	0	0	0	0	0	0	0	0	0	0	0	0
Jackson, R	.265	131	396	48	105	155	29	3	5	42	28	41	1	15
Johnston	.185	14	27	3	5	8	3	0	0	1	2	4	0	3
Landreaux	.281	129	484	56	136	202	23	11	7	62	39	42	8	13
Mackinain	.266	108	319	31	85	115	18	0	4	35	14	33	6	7
Morales	.303	97	241	36	73	118	17	2	8	36	22	19	0	11
Norwood	.164	34	73	6	12	17	2	0	1	8	3	13	1	3
Powell	.262	137	485	58	127	172	17	5	6	35	32	46	14	14
Randall	.200	5	15	2	3	4	1	0	0	1	0	0	0	1
Rivera	.221	44	113	13	25	41	7	0	3	10	4	20	0	4
Smalley	.278	133	486	64	135	197	24	1	12	63	85	63	3	15
Sohfeld	.247	131	417	52	103	156	18	4	9	49	24	32	4	3
Vega	.167	12	30	3	5	5	0	0	0	4	3	7	1	1
Ward	.463	13	41	11	19	32	6	2	1	10	3	6	0	0
Wilfong	.248	131	416	55	103	153	16	5	8	45	34	61	10	8
Wynegar	.255	146	486	61	124	163	18	3	5	57	63	36	3	9
Totals	.265	161	5530	670	1468	2109	252	46	99	634	436	702	62	151

Pitching: (7th in A.L.)

PLAYER	W	L	ERA	G	GS	CG	SHO	SV	IP	H	R	ER	HR	BB	SO
Arroyo	6	6	4.70	21	11	1	1	0	92.1	97	55	48	7	32	27
Bacsis	0	0	4.30	10	0	0	0	0	23.0	26	12	11	1	11	9
Corbett	8	6	1.99	78	0	0	0	23	136.1	102	31	30	7	42	89
Erickson	7	13	3.25	32	27	7	0	0	191.1	198	83	69	13	56	97
Felton	0	3	7.00	5	4	0	0	0	17.2	20	18	14	2	9	14
Jackson, D	9	9	3.87	32	25	1	0	1	172.0	161	81	74	15	69	90
Kinnunen	0	0	5.04	21	0	0	0	0	24.2	29	18	14	1	9	8
Koosman	16	13	4.04	38	34	8	0	0	243.1	252	119	109	24	69	149
Marshall	1	3	6.13	32	16	0	0	2	104.2	122	78	22	2	12	13
Redfern	3	4	4.54	32	16	0	0	0	98.2	117	58	38	11	34	78
Verhoeven	0	0	3.96	41	0	0	0	0	98.2	106	44	44	10	29	42
Veselic	0	0	4.50	4	0	0	0	0	4.0	3	2	4	1	2	2
Williams	6	2	3.51	18	9	3	0	1	77.0	73	33	30	9	30	25
Zahn	14	18	4.40	38	35	13	5	0	232.2	273	138	114	17	66	96
Totals	77	84	3.93	161	35	9	30	1451.0	1502	724	634	120	468	744	

YEAR BY YEAR

1981 TWINS' STATISTICS

Batting: (13th in A.L.)

PLAYER	AVG	G	AB	R	H	TB	2B	3B	HR	RBI	BB	SO	SB	GDP	
Adams	.209	72	220	13	46	62	10	0	2	24	20	26	0	10	
Baker	.182	40	66	6	12	18	0	3	0	6	1	8	0	3	
Butera	.240	62	167	13	40	49	7	1	0	18	22	14	0	8	
Castino	.268	101	381	41	102	151	13	9	6	36	18	52	4	3	
Corcoran	.176	22	51	4	9	12	3	0	0	4	6	7	0	3	
Engle	.258	82	248	29	64	101	14	4	5	32	13	37	0	9	
Faedo	.195	12	41	3	8	10	0	1	0	6	1	5	0	0	
Funderburk	.200	8	15	2	3	4	1	0	0	2	2	1	0	0	
Gaetti	.192	9	26	4	5	11	0	0	2	3	0	6	0	1	
Goodwin	.225	99	151	18	34	48	6	1	2	17	16	32	0	3	
Hatcher	.255	99	377	36	96	132	23	2	3	37	15	29	3	10	
Hrbek	.239	24	67	5	16	24	5	0	1	7	5	9	0	0	
Jackson, R	.263	54	175	17	46	67	9	0	4	28	10	15	2	3	
Johnston	.125	7	16	2	2	2	0	0	0	0	2	5	0	0	
Laudner	.163	14	43	4	7	15	2	0	2	5	3	17	0	0	
Mackamin	.231	77	225	21	52	73	7	1	4	18	7	40	1	4	
Powell	.239	80	264	30	63	86	11	3	2	25	17	31	7	6	
Smalley	.263	56	167	24	44	74	7	1	7	22	31	24	0	8	
Smith	.200	15	40	4	8	12	1	0	1	1	0	3	0	0	
Sofield	.176	41	102	9	18	20	2	0	0	5	8	22	3	5	
Ward	.264	86	285	42	78	106	7	6	3	29	28	48	5	10	
Washington	.226	28	84	8	19	24	3	1	0	5	4	14	4	1	
Wilfong	.246	93	305	32	75	101	11	3	3	19	29	43	2	1	
Wynegar	.247	47	150	11	37	42	5	0	0	10	17	9	0	7	
Totals		240	110	3676	378	884	1244	147	36	47	359	275	497	34	95

Pitching: (13th in A.L.)

PLAYER	W	L	ERA	G	GS	CG	SHO	SV	IP	H	R	ER	HR	BB	SO
Arroyo	7	10	3.94	23	19	2	0	0	128.1	144	66	56	11	34	39
Cooper	1	5	4.27	27	2	0	0	0	58.2	61	33	28	9	32	33
Corbett	2	6	2.56	54	0	0	0	17	87.2	80	29	25	5	34	60
Erickson	3	8	3.86	14	14	1	0	0	91.1	93	48	39	7	31	44
Felton	0	0	54.00	1	0	0	0	0	1.1	4	6	6	1	2	1
Havens	3	6	3.58	14	12	1	1	0	78.0	76	33	31	6	24	43
Hobbs	0	0	3.00	4	0	0	0	0	5.2	5	2	2	0	6	1
Jackson, D	3	3	4.36	14	5	0	0	0	32.2	35	16	16	1	19	26
Koosman	3	9	4.21	19	13	2	1	5	94.1	98	49	44	8	34	55
O'Connor	2	2	5.91	28	0	0	0	0	35.1	46	27	23	3	30	16
Redfern	9	8	4.06	24	23	3	0	0	141.2	140	70	64	12	52	77
Redus	0	0	3.98	25	0	0	0	0	52.0	57	27	23	4	14	16
Veselic	1	1	3.13	3	0	0	0	0	22.2	22	8	8	1	12	13
Williams	6	10	4.08	23	22	4	0	0	150.0	160	72	68	11	52	76
Totals	41	68	3.98	110	13	6	22	979.2	1021	486	433	79	376	500	

1982 TWINS' STATISTICS

Batting: (10th in A.L.)

PLAYER	AVG	G	AB	R	H	TB	2B	3B	HR	RBI	BB	SO	SB	GDP
Brunansky	.272	127	463	77	126	218	30	1	20	46	71	101	1	12
Bush	.244	55	119	13	29	49	6	1	4	13	8	28	0	1
Butera	.254	54	126	9	32	34	2	0	0	8	17	12	0	6
Castino	.241	117	410	48	99	141	12	6	6	37	36	51	2	11
Eisenreich	.303	34	99	10	30	42	6	0	2	9	11	13	0	6
Engle	.226	58	186	20	42	65	7	2	4	16	10	22	0	9
Faedo	.243	60	265	16	62	79	8	0	3	22	16	22	0	9
Gaetti	.230	145	508	39	117	225	25	4	25	84	37	107	0	16
Hatcher	.249	84	277	23	69	95	13	2	3	26	8	27	0	12
Hrbek	.301	140	532	82	160	258	28	4	23	92	54	80	3	17
Johnson	.248	89	234	26	58	98	10	0	10	33	30	46	0	3
Laudner	.255	93	306	37	78	120	19	1	7	33	34	74	0	6
Milbourne	.235	29	98	9	23	26	1	1	0	1	7	8	1	5
Mitchell	.249	124	454	48	113	142	11	6	2	28	54	53	8	6
Smalley	.154	4	13	2	2	3	1	0	0	3	4	0	0	0
Smith	.217	9	23	1	5	7	0	1	0	1	1	3	0	0
Vega	.266	71	199	23	53	74	6	0	5	29	8	19	6	5
Ward	.289	152	570	85	165	296	33	7	28	91	37	105	13	16
Washington	.271	119	451	48	122	166	17	6	5	39	14	79	3	11
Wells	.204	15	54	5	11	16	1	2	0	3	1	8	0	0
Wilfong	.160	25	81	7	13	14	1	0	0	5	7	12	0	4
Wynegar	.209	24	86	9	18	25	4	0	1	8	10	12	0	2
Totals	.257	162	5544	657	1427	2193	234	44	148	624	474	887	38	149

Pitching: (14th in A.L.)

PLAYER	W	L	ERA	G	GS	CG	SHO	SV	IP	H	R	ER	HR	BB	SO
Arroyo	0	1	5.27	7	0	0	0	0	13.2	17	8	8	2	6	4
Boris	1	2	3.99	23	0	0	0	0	49.2	46	24	22	8	19	30
Castillo	13	11	3.66	40	25	6	0	0	218.2	194	96	89	26	85	123
Cooper	0	1	9.53	6	1	0	0	0	11.1	14	12	12	0	11	5
Corbett	0	2	5.32	10	0	0	0	3	22.0	27	13	13	3	10	15
Davis	3	9	4.42	63	0	0	0	22	106.0	106	53	52	16	47	89
Erickson	4	3	4.87	7	7	2	0	0	40.2	56	29	22	6	12	12
Felton	0	13	4.99	48	6	0	0	3	117.1	99	71	65	18	76	92
Filson	0	2	8.76	5	3	0	0	0	12.1	17	12	12	2	8	10
Havens	10	14	4.31	33	32	4	1	0	208.2	201	113	100	32	80	129
Jackson	0	0	6.25	18	7	0	0	0	44.2	51	20	33	3	24	16
Little	8	2	4.21	33	18	0	0	0	161.2	134	20	17	6	27	26
O'Connor	8	8	4.21	33	18	0	0	0	126.0	122	63	60	17	13	56
Pacella	1	2	7.32	21	11	1	0	0	51.2	61	48	42	14	37	20
Redfern	5	11	6.58	27	13	2	0	0	94.1	122	74	69	16	51	40
Viola	4	10	5.21	22	22	3	1	0	126.0	152	77	73	22	38	84
Williams	9	7	4.22	26	26	3	0	0	153.2	166	74	72	18	55	61
Totals	60	102	4.72	162	26	7	30	1433.0	1484	819	752	208	643	812	

1983 TWINS' STATISTICS

Batting: (11th in A.L.)

PLAYER	AVG	G	AB	R	H	TB	2B	3B	HR	RBI	BB	SB	GDP	
Brown	.272	91	309	40	84	94	6	2	0	22	10	28	3	9
Brunansky	.227	151	542	70	123	241	24	5	28	82	61	95	2	13
Bush	.249	124	373	43	93	156	24	3	11	56	34	51	0	7
Castino	.277	142	563	83	156	227	30	4	11	57	62	54	4	11
Eisenreich	.286	2	7	1	2	3	1	0	0	0	1	1	0	0
Engle	.305	120	374	46	114	168	22	4	8	43	28	39	2	13
Faedo	.277	51	173	16	48	58	7	0	1	18	4	19	0	4
Gaetti	.245	157	584	81	143	242	30	3	21	78	54	121	7	18
Gagne	.111	10	27	2	3	4	1	0	0	3	0	6	0	0
Hatcher	.317	106	375	50	119	167	15	3	9	47	14	19	2	12
Hrbek	.297	141	515	75	153	252	41	5	16	84	57	71	4	12
Jimenez	.174	36	86	5	15	22	5	1	0	9	4	11	0	0
Kuntz	.190	31	100	13	19	31	3	0	3	5	12	28	0	4
Laudner	.185	62	168	20	31	58	9	0	6	18	15	49	0	2
Mitchell	.230	59	152	26	35	46	4	2	1	15	28	21	1	3
Schrom		1	0	0	0	0	0	0	0	0	0	0	0	0
Smith	.224	59	152	11	34	39	5	0	0	8	10	12	1	4
Teufel	.308	21	78	11	24	42	7	1	3	6	2	8	0	1
Ullger	.190	35	79	8	15	19	4	0	0	5	5	21	0	6
Ward	.278	157	623	76	173	274	34	5	19	88	44	98	8	24
Washington	.246	99	311	28	78	103	7	3	4	26	22	50	10	7
Wilson	.250	5	4	4	1	2	1	0	0	1	0	0	0	0
Totals	.261	162	5601	709	1463	2248	280	41	141	671	467	802	44	150

Pitching: (14th in A.L.)

PLAYER	W	L	ERA	G	GS	CG	SHO	SV	IP	H	R	ER	HR	BB	SO
Castillo	8	12	4.77	27	25	3	0	0	158.1	170	91	84	17	65	90
Davis	5	8	3.34	26	0	0	0	30	89.0	88	34	33	6	33	84
Filson	4	1	3.40	26	0	0	0	0	90.0	87	34	34	9	29	49
Havens	5	8	8.18	16	14	1	0	0	80.1	110	75	73	11	38	40
Lewis	0	0	6.50	6	0	0	0	0	18.0	24	13	13	5	7	8
Lysander	5	12	3.38	61	4	1	1	3	125.0	132	63	47	8	43	58
O'Connor	2	3	5.86	27	8	0	0	0	83.0	107	59	54	13	36	56
Oelkers	0	5	8.65	10	8	0	0	0	34.1	56	34	33	7	17	13
Pettibone	0	4	5.33	4	4	1	0	0	27.0	28	16	16	8	8	10
Schrom	15	8	3.71	33	28	6	1	0	196.1	196	92	81	14	80	80
Viola	7	15	5.49	35	34	4	0	0	210.0	242	141	128	34	92	127
Walters	1	1	4.12	23	0	0	0	2	59.0	52	31	27	4	20	21
Whitehouse	7	1	4.15	60	0	0	0	2	152.2	70	34	34	6	44	44
Williams	11	14	4.14	36	29	4	1	1	193.1	196	105	89	21	68	68
Totals	70	92	4.66	162	162	20	5	39	1437.1	1559	822	745	163	580	748

1984 TWINS' STATISTICS

Batting: (7th in A.L.)

PLAYER	AVG	G	AB	R	H	TB	2B	3B	HR	RBI	BB	SB	GDP	
Brown	.273	95	260	36	71	89	9	3	1	19	14	16	4	5
Brunansky	.254	155	567	75	144	261	21	0	32	85	57	94	4	15
Bush	.222	113	311	46	69	121	17	1	11	43	31	60	1	1
Castino	.444	8	27	5	12	13	1	0	0	3	5	2	0	2
David	.250	33	48	5	12	17	2	0	1	5	7	11	0	2
Eisenreich	.219	12	32	1	7	8	2	1	0	3	2	4	2	1
Engle	.266	109	391	56	104	138	20	1	4	38	26	22	0	18
Faedo	.250	16	52	6	13	17	1	0	1	6	4	3	0	3
Gaetti	.262	162	588	55	154	206	29	4	5	65	44	81	11	9
Gagne	.000	2	0	0	0	0	0	0	0	0	0	0	0	0
Hart	.172	13	29	0	5	5	0	0	0	0	1	2	0	0
Hatcher	.302	152	576	61	174	234	35	5	5	69	37	34	0	17
Hrbek	.311	149	559	80	174	292	31	3	27	107	65	87	1	17
Jimenez	.201	108	298	28	60	73	11	1	0	19	15	34	0	7
Laudner	.206	87	262	31	54	102	16	1	10	35	18	78	0	4
Meier	.238	59	147	18	35	45	8	1	0	13	6	9	0	5
Puckett	.296	128	557	63	165	187	12	5	0	31	16	69	14	11
Putnam	.079	14	38	1	3	4	1	0	0	4	4	12	0	0
Reed	.143	18	21	3	3	6	3	0	0	1	2	6	0	0
Speier	.212	12	33	2	7	7	0	0	0	1	3	7	0	1
Teufel	.262	157	568	76	149	227	30	3	14	61	76	73	1	18
Washington	.294	88	197	25	58	88	11	5	3	23	4	31	1	4
Totals	.265	162	5562	673	1473	2140	259	33	114	636	437	735	39	138

Pitching: (4th in A.L.)

PLAYER	W	L	ERA	G	GS	CG	SHO	SV	IP	H	R	ER	HR	BB	SO
Butcher	13	11	3.44	34	34	8	1	0	225.0	242	98	86	18	53	83
Castillo	2	0	1.78	10	2	0	0	0	25.0	14	7	5	2	19	7
Constock	0	0	8.53	4	2	0	0	0	6.0	6	6	6	2	4	2
Davis	7	11	4.55	64	0	0	0	29	83.0	79	44	42	11	41	74
Filson	6	5	4.10	55	7	0	0	1	118.2	106	56	54	14	54	59
Hodge	4	3	4.77	25	15	0	0	0	100.0	116	59	53	13	29	59
Lysander	4	3	3.49	36	0	0	0	5	56.2	62	23	22	2	27	22
O'Connor	0	0	1.93	2	0	0	0	0	4.2	1	1	1	1	4	0
Pashnick	2	1	3.52	13	1	0	0	0	38.1	38	19	15	3	11	10
Schrom	5	11	4.47	25	21	3	0	0	137.0	156	75	68	15	41	49
Smithson	15	13	3.68	36	36	10	1	0	252.0	246	113	103	35	54	144
Viola	18	12	3.21	35	35	10	4	0	257.2	225	101	92	28	73	149
Walters	0	0	5.72	23	0	0	0	2	29.0	31	14	12	1	14	10
Wardle	0	0	4.50	30	0	0	0	0	16.0	14	2	2	1	17	5
Whitehouse	2	2	3.16	30	0	0	0	0	31.0	28	11	11	3	17	18
Williams	3	5	5.77	17	11	1	0	0	68.2	75	46	44	9	22	22
Totals	81	81	3.85	162	162	32	9	38	1437.2	1429	675	615	159	463	713

YEARS BY YEAR

1985 TWINS' STATISTICS

Batting: (6th in A.L.)

PLAYER	AVG	G	AB	R	H	TB	2B	3B	HR	RBI	BB	SO	SB	GDP
Brunansky	.242	157	567	71	137	254	28	4	27	90	71	86	5	2
Bush	.239	97	234	26	56	105	13	3	10	35	24	30	3	3
Engle	.256	70	172	28	44	77	8	2	7	25	21	28	2	3
Espinosa	.263	32	57	5	15	17	2	0	0	9	1	9	0	2
Funderburk	.314	23	70	7	22	37	7	1	2	13	5	12	0	4
Gaetti	.246	160	560	71	138	229	31	0	20	63	37	89	13	15
Gagne	.225	114	293	37	66	93	15	3	2	23	20	57	10	5
Hatcher	.282	116	444	46	125	162	28	0	3	49	16	23	0	11
Hrbek	.278	158	593	78	165	263	31	2	21	93	67	87	1	12
Laudner	.298	72	164	16	39	65	5	0	7	19	12	45	0	2
Lombardozi	.370	28	54	10	20	26	4	1	0	6	6	6	3	0
Meier	.260	71	104	15	27	36	6	0	1	8	18	12	0	0
Puckett	.288	161	691	80	199	266	29	13	4	74	41	87	21	9
Reed	.200	7	10	2	2	2	0	0	0	0	0	3	0	0
Salas	.300	120	360	51	108	165	20	5	9	41	18	37	0	7
Smalley	.258	129	388	57	100	156	20	0	12	45	60	65	0	8
Stenhouse	.223	81	179	23	40	60	5	0	5	21	29	18	1	3
Teufel	.260	138	434	58	113	173	24	3	10	50	48	70	4	14
Washington	.274	70	135	24	37	54	6	4	1	14	8	15	5	3
Totals	.284	162	5509	705	1453	2240	282	41	141	678	502	719	68	117

Pitching: (11th in A.L.)

PLAYER	W	L	ERA	G	GS	CG	SHO	SV	IP	H	R	ER	HR	BB	SO
Blyleven	8	5	3.00	14	14	9	1	0	114.0	101	45	38	9	26	77
Brown	0	0	6.89	6	0	0	0	0	15.2	21	13	12	1	7	5
Burt	2	2	3.81	5	2	0	0	0	28.1	20	13	12	2	7	9
Butcher	11	14	4.98	34	33	8	2	0	207.2	239	129	115	24	43	32
Davis	4	2	3.48	39	0	0	0	25	64.2	55	28	32	7	21	72
Eufemia	4	2	3.79	39	0	0	0	2	61.2	56	27	26	7	35	30
Filson	4	5	3.67	40	6	1	0	2	95.2	93	42	39	13	30	42
Howe	2	3	6.16	13	0	0	0	0	19.0	28	16	13	1	7	10
Klawitter	0	0	6.75	7	2	0	0	0	9.1	7	7	7	2	13	5
Lysander	0	2	6.05	35	1	0	0	3	61.0	72	43	41	3	22	26
Portugal	1	3	5.55	6	4	0	0	0	24.1	24	16	15	3	14	12
Schrom	9	12	4.99	29	26	6	0	0	160.2	164	95	89	28	59	74
Smithson	15	14	4.34	37	37	8	3	0	257.0	264	134	124	25	78	127
Viola	18	14	4.09	36	36	9	0	0	250.2	262	136	114	26	68	135
Wardle	1	3	5.51	35	0	0	0	1	49.0	49	32	30	9	28	47
Whitehouse	0	0	11.05	5	0	0	0	0	7.1	12	9	9	0	2	0
Yett	0	0	27.00	1	1	0	0	0	0.1	1	0	0	0	2	0
Totals	77	85	4.48	162	41	7	34	1426.1	1468	782	710	164	462	767	

1986 TWINS' STATISTICS

Batting: (7th in A.L.)

PLAYER	AVG	G	AB	R	H	TB	2B	3B	HR	RBI	BB	SO	SB	GDP
Anderson	...	0	0	0	0	0	0	0	0	0	0	0	0	0
Beane	.213	80	183	20	39	54	6	0	3	15	11	54	2	6
Brunansky	.256	157	593	69	152	251	28	1	23	75	53	98	12	15
Bush	.269	130	357	50	96	150	19	7	7	45	39	63	5	7
David	.200	5	5	0	1	1	0	0	0	0	0	2	0	0
Davidson	.118	36	68	5	8	11	3	0	0	2	6	22	2	1
Espinosa	.214	37	42	4	9	10	0	0	0	1	10	0	0	0
Fontenot	.000	1	1	0	0	0	0	0	0	0	0	0	0	0
Gaetti	.287	157	506	91	171	309	34	1	34	108	52	108	14	18
Gagne	.250	162	472	63	118	188	22	6	12	54	30	108	14	4
Hatcher	.278	115	317	40	88	116	13	3	3	32	19	26	2	8
Hrbek	.267	149	550	85	147	263	27	1	29	91	71	81	2	15
Laudner	.244	76	193	21	47	87	10	0	10	29	24	56	1	5
Lombardozi	.227	156	453	53	103	157	20	5	8	33	52	76	3	8
Pittaro	.095	11	21	0	2	2	0	0	0	0	0	8	0	0
Puckett	.328	161	680	119	223	365	37	6	31	96	34	99	20	14
Reed	.236	68	165	13	39	53	6	1	2	9	16	19	1	2
Salas	.233	91	258	28	60	99	7	4	8	33	18	32	3	8
Sanchez	.125	8	16	1	2	2	0	0	0	1	1	8	0	2
Smalley	.246	143	459	59	113	201	20	4	20	57	68	80	1	10
Washington	.257	48	74	15	19	34	3	0	4	11	3	21	1	0
Woods	.321	23	28	5	9	16	1	0	2	8	3	5	0	0
Totals	.261	162	5531	741	1446	2369	257	39	196	700	501	977	81	123

Pitching: (14th in R.L.)

PLAYER	W	L	ERA	G	GS	CG	SHO	SV	IP	H	R	ER	HR	BB	SO
Agosto	1	2	8.85	17	1	0	0	1	20.1	43	25	20	1	14	9
Anderson	1	6	5.55	21	10	0	0	0	84.1	106	54	52	11	30	51
Atherton	3	8	3.75	47	0	0	0	10	81.2	82	37	34	11	9	59
Blyleven	17	14	4.01	36	36	16	3	0	271.2	262	134	121	50	58	215
Burt	0	0	31.50	3	0	0	0	0	2.0	7	7	7	1	3	1
Butcher	0	3	6.30	16	10	1	0	0	70.0	82	50	49	11	24	29
Davis	2	6	9.08	36	0	0	0	2	38.2	55	42	39	7	29	30
Filson	0	0	5.68	4	0	0	0	0	6.1	13	4	4	1	2	4
Fontenot	0	0	9.92	15	0	0	0	0	16.1	27	19	18	3	4	10
Frazier	1	1	4.39	15	0	0	0	6	26.2	23	13	13	2	16	25
Heaton	4	9	3.98	21	17	3	0	1	124.1	128	60	55	18	47	66
Jackson	0	1	3.86	28	0	0	0	1	58.1	57	24	13	7	16	32
Latham	0	1	7.31	7	2	0	0	0	16.0	24	14	13	1	6	2
Pastore	6	3	4.01	32	15	0	0	2	43.0	54	28	22	4	24	18
Portugal	6	10	4.37	32	32	5	0	0	112.1	112	58	54	10	50	8
Smith	0	2	6.97	5	0	0	0	0	10.1	15	8	8	1	5	8
Smithson	13	14	4.77	34	33	8	1	0	198.0	234	123	105	26	57	114
Viola	16	13	4.51	37	37	7	1	0	245.2	257	136	123	37	83	191
Totals	71	91	4.77	162	39	6	24	1432.2	1579	839	759	200	503	937	

1987 TWINS' STATISTICS

Batting: (10th in R.L.)

PLAYER	AVG	G	AB	R	H	TB	2B	3B	HR	RBI	BB	SO	SB	GDP
Baylor	.286	20	49	3	14	15	1	0	0	6	5	12	0	3
Beane	.267	12	15	1	4	6	2	0	0	1	0	6	0	0
Brunansky	.259	155	532	83	138	260	22	2	32	85	74	104	11	12
Bush	.253	122	293	46	74	121	10	2	11	46	43	49	10	6
Butera	.171	51	111	7	19	27	5	0	1	12	7	16	0	7
Davidson	.267	102	150	32	40	49	4	1	1	14	13	26	9	4
Gaetti	.257	154	584	95	150	283	36	2	31	109	37	92	10	25
Gagne	.265	137	437	68	116	188	28	7	10	40	25	84	6	3
Gladden	.249	121	438	69	109	158	21	2	8	38	38	72	25	8
Hrbek	.285	143	477	85	136	260	20	1	34	90	84	60	5	13
Larkin	.266	85	233	23	62	89	11	2	4	28	25	31	1	4
Laudner	.191	113	288	30	55	112	7	1	16	4	23	80	1	4
Lombardozzi	.238	136	432	51	103	152	19	3	8	38	33	66	5	10
Newman	.221	110	307	44	68	93	15	5	0	29	34	27	15	5
Nieto	.200	41	105	7	21	33	7	1	1	12	8	24	0	1
Pittaro	.333	14	12	6	4	4	0	0	0	0	1	0	1	0
Puckett	.332	157	624	96	207	333	32	5	28	99	32	91	12	15
Salas	.378	22	45	8	17	28	2	0	3	9	5	6	0	0
Smalley	.275	110	309	32	85	127	16	1	8	34	36	52	2	7
Totals	.261	162	5441	786	1422	2338	258	35	196	733	523	898	113	127

Pitching: (10th in R.L.)

PLAYER	W	L	ERA	G	GS	CG	SHO	SV	IP	H	R	ER	HR	BB	SO
Anderson	1	0	10.95	4	2	0	0	0	12.1	20	15	15	3	10	3
Atherton	7	5	4.54	59	0	0	0	2	79.1	81	46	40	10	30	51
Berenguer	8	1	3.94	47	6	0	0	4	112.0	100	51	49	10	47	110
Bittinger	1	0	5.40	3	1	0	0	0	8.1	11	5	5	2	0	0
Byllevien	15	5	6.70	37	37	8	0	0	267.0	249	132	119	46	101	196
Carlton	1	5	6.70	4	7	0	0	0	43.0	54	35	32	7	23	20
Frazier	5	5	4.98	54	0	0	0	2	81.1	77	49	45	9	51	58
Klink	0	1	6.65	12	0	0	0	0	23.0	37	18	17	4	11	17
Niekro	4	9	6.26	19	18	0	0	0	96.1	115	76	67	11	45	54
Niemann	1	0	8.44	6	0	0	0	0	5.1	3	5	5	0	7	1
Portugal	1	3	7.77	13	7	0	0	0	44.0	58	40	38	13	24	28
Reardon	8	8	4.48	63	0	0	0	31	80.1	70	41	40	14	28	83
Schatzeder	3	1	6.39	30	1	0	0	0	43.2	64	37	31	8	18	30
Smith	1	0	4.96	7	1	0	0	0	16.1	20	10	9	3	6	8
Smithson	4	7	4.94	21	20	0	0	0	109.0	126	76	72	17	38	76
Straker	9	10	4.37	31	26	1	1	0	154.1	150	79	75	24	59	153
Viola	17	10	2.90	36	36	7	1	0	251.2	230	91	81	29	66	117
Totals	85	77	4.63	162	16	16	4	39	1427.1	1465	806	734	210	564	980

1988 TWINS' STATISTICS

Batting: (2nd in Majors)

PLAYER	AVG	G	AB	R	H	TB	2B	3B	HR	RBI	BB	SO	SB	GDP
Baker	.000	11	7	1	0	0	0	0	0	0	0	5	0	0
Brunansky	.184	14	49	5	9	13	1	0	1	6	7	11	1	0
Bullock	.294	16	17	3	5	5	5	0	0	3	3	1	1	0
Bush	.261	136	394	51	103	171	20	3	14	51	58	49	8	8
Christensen	.263	23	38	5	10	14	4	0	0	5	3	5	0	1
Davidson	.217	100	106	22	23	33	7	0	1	10	10	20	3	3
Dwyer	.293	20	41	6	12	19	1	0	2	15	13	8	0	7
Gaetti	.301	133	468	66	141	258	29	2	28	88	36	85	7	10
Gagne	.236	149	461	70	109	183	20	6	14	48	37	110	15	13
Gladden	.269	141	376	91	155	232	32	6	14	62	46	74	28	9
Harper	.295	60	166	15	49	71	11	1	3	20	10	12	0	12
Herr	.263	86	304	42	80	99	16	0	1	21	40	47	10	9
Hrbek	.312	143	510	75	159	265	31	0	25	76	67	54	0	9
Larkin	.267	149	505	56	135	193	30	2	8	70	68	55	3	12
Laudner	.251	117	375	38	94	153	18	1	13	54	36	89	0	14
Lombardozzi	.209	103	287	34	60	88	15	2	3	27	35	48	2	2
Lowry	.000	6	7	0	0	0	0	0	0	0	0	2	0	0
Moses	.316	105	206	33	65	87	10	3	2	12	15	21	11	4
Newman	.223	105	260	35	58	65	7	0	0	19	29	34	12	4
Nieto	.067	24	60	1	4	4	0	0	0	1	1	17	0	2
Puckett	.356	158	657	105	234	358	42	5	24	121	23	83	6	17
Yone	.188	16	41	6	10	16	0	0	0	2	1	2	0	0
Totals	.274	162	5510	759	1508	2317	294	31	151	710	528	832	107	130

Pitching: (6th in R.L.)

PLAYER	W	L	ERA	G	GS	CG	SHO	SV	IP	H	R	ER	HR	BB	SO
Anderson	16	9	2.45	30	30	3	1	0	202.1	199	70	55	14	37	83
Atherton	7	5	3.41	49	0	0	0	0	75.0	66	29	28	10	22	43
Berenguer	8	4	3.96	31	0	0	0	0	100.0	74	44	44	7	61	98
Best	0	0	6.00	11	0	0	0	0	12.0	15	9	8	0	7	9
Byllevien	10	17	5.43	33	33	7	0	0	207.1	240	128	125	21	51	145
Carlton	0	1	16.76	4	1	0	0	0	9.2	20	19	18	5	5	5
Gladden	0	0	0.00	1	0	0	0	0	1.0	0	0	0	0	0	0
Gonzalez	0	0	3.38	16	0	0	0	1	21.1	20	8	8	4	8	19
Lea	7	7	4.85	24	23	0	0	0	130.0	156	79	70	19	50	72
Martinez	0	0	18.00	3	0	0	0	0	4.0	8	8	8	1	4	3
Mason	0	1	10.80	5	0	0	0	0	6.2	8	8	8	1	9	7
Niekro	1	1	10.03	5	2	0	0	0	11.2	16	13	13	2	9	7
Portugal	3	3	4.53	26	0	0	0	0	75.0	60	30	29	11	17	31
Reardon	2	4	17.47	65	0	0	0	0	42.0	73.0	68	21	2	6	15
Schatzeder	3	0	1.74	19	4	0	0	0	37.0	29	12	11	2	12	17
Smith	3	0	2.68	19	4	0	0	0	37.0	29	12	11	2	12	17
Straker	2	5	3.92	16	14	1	1	1	82.2	86	39	36	8	25	23
Toliver	7	6	4.24	21	19	0	0	0	114.2	116	57	54	8	52	69
Viola	24	7	2.64	35	35	7	2	0	255.1	236	80	75	20	54	193
Winn	1	0	6.00	9	0	0	0	0	21.0	33	15	14	4	10	9
Totals	91	71	3.93	162	18	9	52	1431.2	1457	672	625	146	453	897	

YEAR BY YEAR

1989 TWINS' STATISTICS

Batting: (2nd in Majors)

PLAYER	AVG	G	AB	R	H	TB	2B	3B	HR	RBI	BB	SO	SB	GDP
Anderson	.000	1	1	0	0	0	0	0	0	0	0	1	0	0
Backman	.231	87	299	33	69	85	9	2	1	26	32	45	1	4
Baker	.295	43	78	17	23	30	5	1	0	9	9	18	0	0
Bush	.263	141	391	60	103	170	17	4	14	54	48	73	5	16
Castillo	.257	94	218	23	56	99	13	3	8	33	15	40	1	5
Dwyer	.316	88	225	34	71	91	11	0	3	23	28	23	2	6
Gaetti	.261	130	498	63	125	201	11	4	19	75	25	87	6	12
Gagne	.272	149	460	69	125	195	29	7	9	48	17	80	11	10
Gladden	.295	121	461	69	136	189	23	3	8	46	23	53	23	6
Hale	.299	28	67	6	14	23	3	0	0	4	7	6	0	0
Harper	.325	126	385	43	125	173	24	0	8	57	13	16	2	11
Hrbek	.272	109	375	59	102	194	17	0	25	84	53	35	3	6
Jorgensen	.174	10	23	1	4	5	1	0	0	2	4	5	0	1
Larkin	.267	136	446	61	119	164	25	1	6	46	54	57	5	13
Laudner	.222	100	239	24	53	84	11	1	6	27	25	65	1	7
Mercado	.105	19	38	1	4	4	0	0	0	1	4	4	1	0
Moses	.281	129	242	33	68	89	12	3	1	31	19	23	14	5
Newman	.253	141	446	62	113	135	18	2	0	38	59	46	25	3
Olson	.500	3	2	0	1	1	0	0	0	0	0	0	0	0
Puckett	.339	159	635	75	215	295	45	4	9	85	41	59	11	21
Rodriguez	.455	6	11	2	5	7	2	0	0	0	0	1	0	0
Sorrento	.238	14	21	2	5	5	0	0	0	1	5	4	0	0
Toliver	1.000	1	0	0	0	0	0	0	0	0	0	0	0	0
Webster	.300	14	20	3	6	8	2	0	0	1	3	2	0	0
Totals	.276	162	5581	740	1542	2241	278	35	117	691	478	743	111	126

Pitching: (12th in R.L.)

PLAYER	W	L	ERA	G	GS	CG	SHO	SV	IP	H	R	ER	HR	BB	SO
Aguilera	3	5	3.21	11	11	3	0	0	75.2	71	32	27	5	17	57
Anderson	17	10	3.80	35	33	4	0	3	196.2	214	97	83	15	53	69
Berenguer	9	3	3.48	96	0	0	0	3	106.0	96	44	41	11	47	93
Booker	0	0	4.15	6	0	0	0	0	8.2	11	4	4	1	2	3
Cook	0	1	5.06	15	0	0	0	0	21.1	22	12	12	1	17	15
Drummond	0	0	3.86	8	0	0	0	1	16.1	16	7	7	0	8	9
Dyer	4	7	4.82	16	12	1	0	0	71.0	74	43	38	2	37	37
Gladden	0	0	9.00	1	0	0	0	0	1.0	2	1	1	0	1	0
Gonzalez	3	2	4.66	22	0	0	0	0	29.0	32	17	15	2	11	25
Guthrie	2	4	4.55	13	8	0	0	0	57.1	66	32	29	7	21	38
Moses	0	0	0.00	1	0	0	0	0	1.0	0	0	0	0	0	1
Oliveras	3	4	4.53	12	8	1	0	0	55.2	64	28	28	8	15	24
Rewley	5	12	5.21	27	25	1	0	0	145.0	167	89	84	19	60	68
Reardon	5	4	4.07	65	0	0	0	3	73.0	68	33	33	8	12	46
Shields	0	1	17.79	15	0	0	0	0	17.1	28	18	15	3	6	12
Smith	10	6	3.92	32	26	2	0	1	172.1	180	82	75	22	51	92
St. Claire	1	0	5.24	14	0	0	0	1	22.1	19	13	13	4	10	14
Tapani	2	2	3.86	5	5	0	0	0	32.2	34	15	14	2	8	21
Toliver	1	3	7.76	7	5	0	0	0	29.0	39	26	25	2	15	11
Tunnell	1	0	6.0	10	0	0	0	0	12.0	18	8	8	1	6	7
Viola	8	12	3.79	24	24	7	1	0	175.2	171	80	74	17	47	138
Wayne	3	4	3.30	60	0	0	0	1	71.0	55	28	26	4	36	41
West	3	2	6.41	10	5	0	0	0	39.1	48	29	28	5	19	31
Totals	80	82	4.28	162	19	8	38	1429.1	1495	738	680	139	500	851	

1990 TWINS' STATISTICS

Batting: (4th in R.L.)

PLAYER	AVG	G	AB	R	H	TB	2B	3B	HR	RBI	BB	SO	SB	GDP
Baker	.000	3	1	0	0	0	0	0	0	0	0	0	0	0
Bush	.243	73	181	17	44	70	8	0	6	18	21	27	0	2
Castillo	.219	64	137	11	30	34	4	0	0	12	3	23	0	1
Dwyer	.190	37	63	7	12	15	0	0	1	5	12	7	0	2
Gaetti	.229	154	577	61	132	217	27	5	16	85	36	101	6	22
Gagne	.235	138	388	38	91	140	22	3	7	38	24	76	8	5
Gladden	.275	136	534	64	147	201	27	6	5	40	26	67	25	17
Hale	.000	1	2	0	0	0	0	0	0	2	0	1	0	0
Harper	.294	134	479	61	141	207	42	3	6	54	19	27	3	20
Hrbek	.287	143	492	61	141	233	26	0	22	79	69	45	5	17
Larkin	.269	119	401	46	108	157	26	4	5	42	42	55	5	6
Leiras	.240	14	25	4	6	10	1	0	1	4	2	2	0	2
Lirio	.254	53	185	30	47	66	5	0	0	13	22	24	5	3
Mack	.326	125	313	50	102	144	10	4	8	44	29	69	13	7
Manrique	.237	69	228	22	54	79	10	0	5	29	4	35	2	8
Moses	.221	115	172	26	38	46	3	1	1	14	19	19	2	4
Munoz	.271	22	85	13	23	29	4	1	0	5	2	16	3	3
Newman	.242	144	388	43	94	108	14	0	0	30	33	34	13	7
Putz	.335	71	170	18	57	66	7	1	0	18	12	16	0	4
Puckett	.298	146	551	82	164	246	40	3	12	80	57	73	5	15
Sorrento	.207	41	121	11	25	46	4	1	5	13	12	31	1	3
Webster	.333	2	6	1	2	3	1	0	0	1	1	1	0	0
Totals	.265	162	5499	666	1458	2117	281	39	100	625	445	749	96	148

Did you know?

...that Roy Smalley and Chili Davis are the only two Twins ever to hit home runs from both sides of the plate in the same game. Smalley connected left-handed in the third inning off Boston's Rob Woodward and right-handed in the seventh off Joe Sambito, May 30, 1986 in the Metrodome. Davis hit his first right-handed in the sixth inning off Kansas City's Chris Haney and left-handed in the eighth off Steve Shifflett, October 2, 1992 at Kauffman Stadium.

1990 TWINS' STATISTICS

Pitching: (11th in A.L.)

PLAYER	W	L	ERA	G	GS	CG	SHO	SV	IP	H	R	ER	HR	BB	SO
Abbott	0	5	5.97	7	7	0	0	0	34.2	37	24	23	0	28	25
Aguilera	5	3	2.76	56	0	0	0	32	65.1	55	27	20	5	19	61
Anderson	7	18	4.53	31	31	5	1	0	188.2	214	106	95	20	39	82
Berenguer	8	5	3.41	51	0	0	0	0	100.1	85	43	38	9	58	77
Candelaria	7	3	3.39	34	1	0	0	4	58.1	55	23	22	9	9	44
Casian	2	1	3.22	5	3	0	0	0	22.1	26	9	8	2	4	11
Drummond	3	5	4.35	35	4	0	0	1	91.0	104	46	44	8	36	49
Erickson	8	4	2.87	19	17	1	0	0	113.0	108	49	36	9	51	53
Garces	0	0	1.59	5	0	0	0	2	5.2	4	1	0	0	4	1
Guthrie	7	9	3.79	24	21	3	0	0	144.2	154	65	61	8	39	101
Leach	2	5	3.20	55	0	0	0	0	81.2	84	31	29	2	2	46
Moses	0	0	13.50	2	0	0	0	0	2.0	3	3	3	0	2	0
Savage	0	2	8.31	17	0	0	0	1	26.0	37	26	24	3	11	12
Smith	5	10	4.81	32	23	1	1	0	153.1	191	91	82	20	47	87
Tapani	12	8	4.07	28	28	1	1	0	159.1	164	75	72	12	29	101
Wayne	1	1	4.19	38	0	0	0	1	38.2	38	19	18	5	13	28
West	7	9	5.10	29	27	2	0	0	146.1	142	88	83	21	78	92
Yett	0	0	2.08	4	0	0	0	0	4.1	6	2	1	1	1	2
Totals	74	88	4.12	162	13	13	43	1435.2	1509	729	658	134	489	872	

1991 TWINS' STATISTICS

Batting: (1st in Majors)

PLAYER	AVG	G	AB	R	H	TB	2B	3B	HR	RBI	BB	SO	SB	GDP
Brown	.216	38	37	10	8	8	0	0	0	0	2	8	7	0
Bush	.303	93	165	21	50	4	10	1	6	23	24	25	0	0
Castillo	.167	9	12	0	2	4	0	0	0	0	2	2	0	0
Davis	.277	153	534	84	148	271	34	1	29	93	95	0	117	5
Gagne	.265	139	408	52	108	161	23	3	8	42	26	72	11	15
Gladden	.247	126	461	65	114	164	14	9	6	52	36	60	15	13
Harper	.311	123	441	54	137	197	28	1	10	69	14	22	1	14
Hrbek	.284	132	462	72	131	213	20	1	20	89	67	48	4	15
Knoblauch	.281	151	565	78	159	198	24	6	1	50	59	40	25	8
Larkin	.286	98	255	34	73	95	14	1	2	19	30	21	2	9
Leius	.286	109	199	35	57	83	7	2	5	20	30	35	5	4
Mack	.310	143	442	79	137	234	27	8	18	74	34	79	13	11
Munoz	.283	51	138	15	39	69	7	1	7	26	9	31	3	2
Newman	.191	118	246	25	47	52	5	0	0	19	23	21	4	5
Ortiz	.209	61	134	9	28	35	5	0	0	11	15	12	0	1
Pagliariulo	.279	121	365	38	102	140	20	0	0	6	36	21	55	10
Puckett	.319	152	611	92	195	281	29	6	15	89	31	78	11	27
Sorrento	.255	26	47	6	12	26	2	0	4	13	4	11	0	5
Webster	.294	18	34	7	10	20	1	0	3	8	6	10	0	2
Totals	.280	162	5556	776	1557	2331	270	42	140	733	526	747	107	157

Pitching: (3rd in A.L.)

PLAYER	W	L	ERA	G	GS	CG	SHO	SV	IP	H	R	ER	HR	BB	SO
Abbott	3	1	4.75	15	3	0	0	0	47.1	38	27	25	5	36	43
Aguilera	4	5	2.35	63	0	0	0	42	69.0	44	20	18	3	30	61
Anderson	5	11	4.96	29	22	2	0	0	134.1	148	82	74	24	42	51
Banks	1	1	5.71	5	3	0	0	0	17.1	21	15	11	1	12	16
Bedrosian	5	3	4.42	56	0	0	0	6	77.1	70	42	38	11	35	44
Casian	0	0	7.36	15	0	0	0	0	18.1	28	16	15	4	7	7
Edens	2	2	4.09	8	6	0	0	0	33.0	34	15	15	2	10	19
Erickson	20	8	3.18	32	32	5	3	0	204.0	189	80	72	13	71	108
Guthrie	7	5	4.32	41	12	0	0	0	98.0	116	52	47	11	41	32
Leach	1	2	3.61	50	0	0	0	0	67.1	82	28	27	3	14	32
Morris	18	12	3.43	35	35	10	2	0	246.2	226	107	94	18	92	163
Neagle	0	1	4.05	7	3	0	0	0	20.0	28	9	9	9	7	14
Tapani	16	9	2.99	34	34	4	1	0	244.0	225	84	81	23	40	135
Wayne	1	0	5.11	8	0	0	0	1	12.1	11	7	7	1	4	7
West	4	4	4.54	15	12	0	0	0	71.1	66	37	36	13	28	52
Willis	8	3	2.63	40	0	0	0	2	89.0	76	31	26	4	19	53
Totals	95	67	3.69	162	21	12	53	1449.1	1402	652	595	139	488	876	

1992 TWINS' STATISTICS

Batting: (1st in Majors)

PLAYER	AVG	G	AB	R	H	TB	2B	3B	HR	RBI	BB	SO	SB	GDP
Brito	.143	8	14	1	2	3	1	0	0	2	0	4	0	0
Brown	.067	35	15	8	1	1	0	0	0	2	4	2	0	0
Brett	.250	56	76	7	19	29	4	0	0	6	12	6	0	0
Bush	.214	100	182	14	39	56	8	1	2	22	11	37	1	5
Davis	.288	138	444	63	128	195	27	2	12	66	73	76	4	11
Gagne	.246	146	439	53	108	152	23	0	17	39	19	83	6	11
Harper	.307	140	502	58	154	206	25	0	9	73	26	22	0	15
Hill	.294	25	51	7	15	18	3	0	0	2	5	6	0	0
Hrbek	.244	112	394	52	96	161	20	0	15	58	71	56	5	12
Jorgensen	.310	22	58	5	18	19	1	0	0	5	3	11	1	4
Knoblauch	.297	155	600	104	178	215	19	6	2	56	88	60	34	8
Larkin	.246	115	337	38	83	121	18	1	6	42	28	43	7	7
Leius	.249	129	409	50	102	130	18	2	2	35	34	61	6	10
Mack	.315	156	600	101	189	280	31	6	16	75	64	106	26	8
Munoz	.270	127	418	44	113	171	16	3	12	71	17	30	4	18
Pagliariulo	.200	42	105	10	21	25	4	0	0	3	1	17	1	1
Park	.333	6	9	2	3	2	0	0	0	0	1	1	0	0
Puckett	.329	160	638	104	210	313	38	4	19	110	44	97	17	17
Quinones	.200	3	5	0	1	1	0	0	0	1	0	0	0	0
Reboulet	.190	73	137	15	26	38	7	1	1	16	23	26	3	0
Read	.182	14	33	2	6	8	2	0	0	4	2	11	0	0
Webster	.280	53	118	10	33	48	10	1	1	13	9	11	0	3
Totals	.271	162	5582	747	1544	2185	275	27	104	701	527	834	123	130

1992 TWINS' STATISTICS

Pitching: (3rd in P.L.)

PLAYER	W	L	ERA	G	GS	CG	SHO	SV	IP	H	R	ER	HR	BB	SO
Abbott	0	0	3.27	6	0	0	0	0	11.0	12	4	4	1	5	13
Aguilera	2	6	2.84	64	0	0	0	41	66.2	60	28	21	7	17	52
Banks	4	4	5.70	16	12	0	0	0	71.0	80	46	45	6	37	37
Casian	1	0	2.70	6	0	0	0	0	6.2	7	2	2	0	1	2
Edens	6	3	2.83	52	0	0	0	3	76.1	65	26	24	1	36	57
Erickson	13	12	3.40	32	32	5	3	0	212.0	197	86	80	18	83	101
Gozzo	0	0	27.00	2	0	0	0	0	1.2	7	5	5	2	0	1
Guthrie	2	3	2.88	54	0	0	0	5	75.0	59	27	24	7	23	76
Krieger	3	3	4.42	25	0	0	0	0	38.2	40	23	19	8	14	22
Krieger	10	6	4.30	27	27	2	2	0	161.1	166	82	77	18	46	86
Mahomes	3	4	5.04	14	13	0	0	0	69.2	73	41	39	5	37	44
Smiley	16	9	3.21	34	34	5	2	0	241.0	205	93	86	17	65	163
Yapani	16	11	3.97	34	34	4	1	0	220.0	226	103	97	17	48	138
Trombley	3	2	3.30	10	7	0	0	0	46.1	43	20	17	5	17	38
Wayne	3	3	2.63	41	0	0	0	0	48.0	46	18	14	2	19	29
West	1	3	6.99	9	3	0	0	0	28.1	32	24	22	3	20	19
Willis	7	3	2.72	59	0	0	1	79.1	73	25	24	4	11	45	45
Totals	90	72	3.70	162	16	13	50	1453.0	1391	653	598	121	479	479	923

1993 TWINS' STATISTICS

Batting: (8th in P.L.)

PLAYER	AVG	G	AB	R	H	TB	2B	3B	HR	RBI	BB	SO	SB	GDP
Becker	.286	3	7	3	2	4	2	0	0	0	5	4	1	0
Brilo	.241	27	54	8	13	27	2	0	4	9	1	20	0	1
Bruett	.250	17	20	2	5	7	2	0	0	1	4	4	0	1
Bush	.156	35	45	1	7	9	2	0	0	3	7	13	0	3
Hale	.333	69	186	25	62	79	6	1	3	27	18	17	2	3
Harper	.304	147	530	52	161	225	26	1	12	73	29	29	1	15
Hocking	.139	15	36	7	5	6	1	0	0	6	8	1	1	1
Hrbek	.242	123	392	60	95	183	11	1	25	83	71	57	4	12
Jorgensen	.224	59	152	15	34	44	7	0	1	12	10	21	1	7
Knoblauch	.277	153	602	82	167	208	27	4	2	41	65	44	29	11
Larkin	.264	56	144	17	38	50	7	1	1	19	21	16	0	5
Lee	.152	15	33	3	5	6	1	0	0	4	4	0	0	0
Lewis	.167	10	18	4	3	3	0	0	0	2	2	4	0	0
Mock	.276	128	503	66	139	207	30	4	10	61	41	76	15	13
Maksudian	.167	5	12	2	2	3	1	0	0	2	4	2	0	2
McCarthy	.214	98	350	36	75	100	15	2	2	21	19	80	2	13
Mearns	.251	111	346	33	87	107	14	3	0	33	7	52	4	11
Munoz	.233	104	326	34	76	128	11	1	13	38	25	97	1	7
Pagliariolo	.292	83	253	31	74	107	16	4	3	23	18	34	6	5
Parks	.200	7	20	3	4	4	0	0	0	1	1	2	0	0
Puckett	.296	156	622	89	184	295	39	3	22	89	47	93	8	15
Reboulet	.258	109	240	33	62	73	8	0	1	15	35	37	5	6
Stahoviak	.193	20	57	1	11	15	4	0	0	1	3	22	0	2
Webster	.198	49	106	14	21	26	2	2	1	8	11	8	1	1
Winfield	.271	143	547	72	148	248	27	2	21	76	45	106	2	15
Totals	.264	162	5601	693	1480	2158	261	27	121	642	493	850	83	150

Pitching: (13th in P.L.)

PLAYER	W	L	ERA	G	GS	CG	SHO	SV	IP	H	R	ER	HR	BB	SO
Aguilera	4	3	3.11	65	0	0	0	34	72.1	60	25	25	9	14	59
Banks	11	12	4.04	31	30	0	0	0	171.1	186	91	77	17	78	138
Brunnett	2	1	5.74	54	0	0	0	0	26.2	29	17	17	3	16	30
Casian	5	3	3.02	54	0	0	0	0	56.2	59	23	19	1	14	31
Deshaies	11	13	4.41	27	27	1	0	0	167.1	159	85	82	24	51	80
Erickson	8	19	5.19	34	34	1	0	0	218.2	266	138	126	17	71	116
Garces	0	0	0.00	3	0	0	0	0	4.0	4	2	0	0	2	3
Guardado	3	8	6.18	19	16	0	0	0	94.2	123	68	65	13	36	46
Guthrie	2	1	4.71	22	0	0	0	0	21.0	20	11	11	2	16	15
Hartley	1	2	4.00	53	0	0	0	1	81.0	86	38	36	4	36	57
Mahomes	1	5	7.71	12	5	0	0	0	37.1	47	34	32	8	16	23
Merriman	1	1	9.67	19	0	0	0	0	27.0	36	29	29	3	23	14
Yapani	12	15	4.43	36	35	3	1	0	225.2	243	123	111	21	57	150
Trombley	6	6	4.88	44	10	0	0	2	114.1	131	72	62	15	41	85
Isamits	1	2	6.19	41	0	0	0	1	68.1	86	51	47	9	27	30
Willis	3	0	3.10	53	0	0	0	5	88.0	56	23	20	2	17	44
Totals	71	91	4.71	162	5	3	44	1444.1	1591	830	756	148	514	901	

1994 TWINS' STATISTICS

Batting: (5th in P.L.)

PLAYER	AVG	G	AB	R	H	TB	2B	3B	HR	RBI	BB	SO	SB	GDP
Becker	.265	28	98	12	26	32	3	0	1	8	13	25	6	2
Cole	.296	105	345	68	102	139	15	5	4	23	44	60	29	3
Dunn	.229	14	35	2	8	13	5	0	0	4	1	12	0	1
Hale	.263	67	118	13	31	43	9	0	1	11	16	14	0	2
Hocking	.323	11	31	3	10	13	3	0	0	2	0	4	2	1
Hrbek	.270	81	274	34	74	115	11	0	10	53	37	28	0	8
Knoblauch	.312	109	445	85	139	205	45	3	5	51	41	56	35	13
Lewis	.246	97	350	57	86	146	16	2	1	49	37	58	2	9
Mock	.333	81	305	55	101	171	21	2	15	61	32	51	4	11
Mahomes	.000	25	0	0	0	0	0	0	0	0	0	0	0	0
McCarthy	.260	44	131	21	34	49	8	2	0	12	7	32	2	3
Mearns	.266	80	229	29	61	81	12	1	2	24	14	50	5	3
Munoz	.295	75	244	35	72	124	15	2	11	36	19	67	0	4
Parks	.191	31	89	6	17	26	6	0	1	9	4	20	0	2
Puckett	.317	108	439	79	139	237	32	3	20	112	28	47	6	11
Reboulet	.259	74	189	28	49	71	11	1	3	23	18	23	0	6
Walbeck	.204	97	338	31	69	96	12	0	5	35	17	37	1	7
Winfield	.252	77	294	35	74	125	15	3	10	43	31	51	2	7
Totals	.276	113	3952	594	1092	1686	239	23	103	556	359	635	94	93

1994 TWINS' STATISTICS

Pitching: (28th in M.L.)

PLAYER	W	L	ERA	G	GS	CG	SHO	SV	IP	H	R	ER	HR	BB	SO
Aguilera	1	4	3.63	44	0	0	0	23	44.2	57	23	18	7	10	46
Campbell	1	0	2.92	14	0	0	0	0	24.2	20	8	8	2	5	15
Casian	1	3	7.08	33	0	0	0	1	40.2	57	34	32	11	12	18
Deshaies	6	12	7.39	25	25	0	0	0	130.1	170	109	107	30	54	78
Ericsson	8	11	5.44	23	23	2	1	0	144.0	173	95	87	15	59	104
Garagozzo	0	0	9.64	7	0	0	0	0	9.1	9	10	10	3	13	3
Guardado	0	2	8.47	4	4	0	0	0	17.0	26	16	16	3	4	8
Guthrie	4	2	6.14	50	2	0	0	1	51.1	65	43	35	8	18	38
Mahomes	9	5	4.73	21	21	0	0	0	120.0	121	68	63	22	62	53
Merriman	0	1	6.35	15	0	0	0	0	17.0	18	13	12	0	14	32
Pulido	3	7	5.98	18	14	0	0	0	84.1	87	57	56	17	40	32
Schullstrom	0	0	7.77	8	0	0	0	1	13.0	13	7	4	0	5	13
Stevens	5	2	6.80	24	0	0	0	0	45.0	55	35	34	6	23	24
Yapani	11	7	4.82	24	24	4	1	0	156.0	181	86	80	13	39	91
Trombley	2	0	6.33	24	0	0	0	0	48.1	56	36	34	10	18	32
Willis	2	4	5.92	49	0	0	0	3	59.1	89	48	39	6	12	37
Totals	53	60	5.68	113	6	4	29	1005.0	1197	688	634	153	388	602	

1995 TWINS' STATISTICS

Batting: (4th in A.L.)

PLAYER	AVG	G	AB	R	H	TB	2B	3B	HR	RBI	BB	SO	SB	GDP
Becker	.237	106	392	45	93	116	15	1	2	33	34	95	8	9
Brito	.200	5	5	1	1	4	0	0	1	1	0	3	0	1
Clark	.339	36	109	17	37	60	8	3	3	15	2	11	3	5
Cole	.342	28	79	10	27	37	3	2	1	14	8	15	1	0
Coomer	.257	37	101	15	26	46	3	1	5	19	9	11	0	9
Cordova	.277	137	512	81	142	249	27	4	24	84	52	111	20	10
Dunn	.000	5	6	0	0	0	0	0	0	0	1	3	0	0
Hale	.262	69	103	10	27	37	4	0	2	18	11	20	0	6
Hocking	.200	9	25	4	5	9	0	2	0	3	2	2	1	1
Ingram	.125	4	8	0	1	1	0	0	0	1	2	1	0	1
Knoblauch	.333	136	538	107	179	262	34	8	11	63	78	95	46	15
Lawton	.317	21	60	11	19	28	4	1	1	12	7	11	1	1
Leius	.247	117	372	51	92	130	16	5	4	45	49	54	2	14
Maas	.193	22	57	5	11	18	4	0	1	5	7	11	0	4
Masteller	.237	71	198	21	47	68	12	0	3	21	18	19	0	1
McCarthy	.218	25	55	10	12	17	3	1	0	4	4	18	0	7
Meares	.269	116	390	57	105	168	19	4	12	49	15	68	10	17
Merullo	.282	76	195	19	55	74	14	1	1	27	14	27	0	5
Munoz, P.	.301	104	376	45	113	184	17	0	18	58	19	86	0	14
Puckett	.314	137	538	83	169	277	39	0	23	99	56	89	3	15
Raabe	.214	6	14	4	3	3	0	0	0	1	1	0	0	0
Reboulet	.292	87	216	39	63	86	11	0	4	23	27	34	1	3
Stahovak	.266	94	263	28	70	98	19	0	3	23	30	61	5	3
Walbeck	.257	115	393	40	101	124	18	1	1	44	25	71	3	11
Totals	.279	144	5005	703	1398	2096	270	34	120	662	471	916	105	152

Pitching: (28th in M.L.)

PLAYER	W	L	ERA	G	GS	CG	SHO	SV	IP	H	R	ER	HR	BB	SO
Aguilera	1	1	2.52	22	0	0	0	12	25.0	20	7	7	2	6	29
Campbell	0	0	4.66	6	0	0	0	0	9.2	8	5	5	0	5	5
Ericsson	4	6	5.95	15	15	0	0	0	87.2	102	61	58	11	32	45
Guardado	4	9	5.12	51	5	0	0	2	91.1	99	54	52	13	45	71
Guthrie	5	3	4.46	36	0	0	0	0	42.1	47	22	21	5	16	48
Harris	0	5	8.82	7	6	0	0	0	32.2	50	35	32	5	16	21
Hawkins	2	3	7.00	6	0	0	0	0	27.0	39	29	26	3	12	9
Horsman	0	0	7.00	6	0	0	0	0	8.0	12	8	7	2	4	4
Klingensbeck	0	2	8.57	18	4	0	0	0	48.1	69	48	46	16	24	27
Mahomes	4	10	6.37	47	7	0	0	3	94.2	100	74	67	22	47	67
Munoz, O.	2	1	5.60	10	3	0	0	0	35.1	40	28	22	6	17	25
Parra	1	5	7.59	12	12	0	0	0	61.2	83	59	52	11	22	29
Radke	11	14	5.32	29	28	2	1	0	181.0	195	112	107	32	47	75
Robertson	2	0	3.83	25	4	1	0	0	51.2	48	28	22	4	31	38
Rodriguez	5	6	5.38	16	16	0	0	0	90.1	93	64	54	8	47	45
Sanford	0	0	5.30	11	0	0	0	0	18.2	16	11	11	7	16	17
Schullstrom	0	0	6.89	37	0	0	0	0	47.0	66	36	36	8	22	21
Stevens	5	4	5.07	56	0	0	0	10	65.2	74	40	37	14	32	47
Yapani	6	11	4.92	20	20	3	0	1	133.2	155	79	73	21	34	88
Trombley	4	8	5.52	20	18	0	0	0	97.2	107	68	61	18	42	68
Watkins	0	0	5.40	27	0	0	0	0	21.2	22	14	13	2	11	11
Willis	0	0	94.50	3	0	0	0	0	0.2	5	7	7	0	5	0
Totals	56	88	5.76	144	144	7	2	27	1272.2	1450	889	815	210	533	790

TWINS WITH 100-PLUS RBI SEASONS

No.	Player	Years	No.	Player	Years
8	Harmon Killebrew	1961, '62, '64, '66, '67, '69, '70, '71	1	Larry Hisle	1977
4	Justin Morneau	2006, '07, '08, '09	1	Kent Hrbek	1984
3	Kirby Puckett	1988, '92, '94	1	Paul Molitor	1996
2	Bob Allison	1961, '62	1	Marty Cordova	1996
2	Tony Oliva	1969, '70	1	Corey Koskie	2001
2	Gary Gaetti	1986, '87	1	Michael Cuddyer	2006
2	Torii Hunter	2003, '07	1	Jason Kubel	2009
1	Rod Carew	1977	1	Delmon Young	2010

1996 TWINS' STATISTICS

Batting: (3rd in R.L.)

PLAYER	AVG	G	AB	R	H	TB	2B	3B	HR	RBI	BB	SO	SB	GDP
Becker	.291	148	525	92	153	228	31	4	12	71	68	118	19	14
Brede	.300	10	20	2	6	8	0	1	0	2	1	5	0	1
Coomer	.296	95	233	34	69	119	12	1	12	41	17	24	3	10
Cordova	.309	145	569	97	176	272	46	1	16	111	53	96	11	18
Durant	.210	40	81	15	17	20	3	0	0	5	10	15	3	2
Hale	.276	85	87	8	24	32	5	0	1	16	10	6	0	3
Hocking	.197	49	127	16	25	34	6	0	1	10	8	24	3	3
Hollins	.242	121	422	71	102	167	26	0	13	53	71	102	6	9
Kelly	.323	98	322	41	104	147	17	4	6	47	23	53	10	17
Knoblauch	.341	153	578	140	197	299	35	14	13	72	98	74	45	9
Lawton	.258	79	252	34	65	92	7	1	6	42	28	28	4	6
Mearns	.267	152	517	66	138	202	26	7	8	67	17	90	9	19
Molitor	.341	161	660	99	225	309	41	8	9	113	56	72	18	21
Myers	.286	97	329	37	94	140	22	3	6	47	19	52	0	11
Quinlan	.000	4	6	0	0	0	0	0	0	0	0	3	0	0
Raabe	.222	7	9	0	2	2	0	0	0	1	0	1	0	0
Reboulet	.222	107	234	20	52	61	9	0	0	23	25	34	4	10
Stahowiak	.284	130	405	72	115	190	30	3	13	61	58	114	3	9
Walbeck	.223	63	215	25	48	64	10	0	2	24	9	34	3	6
Walker	.256	25	82	8	21	27	6	0	0	6	4	13	2	4
Totals	.288	162	5673	877	1633	2413	332	47	118	812	576	958	143	172

Pitching: (12th in R.L.)

PLAYER	W	L	ERA	G	GS	CG	SHO	SV	IP	H	R	ER	HR	BB	SO
Aguilera	8	6	5.42	19	19	2	0	0	111.1	124	69	67	20	27	83
Aldred	6	5	5.09	25	17	0	0	0	122.0	134	73	69	20	42	75
Bennett	2	0	7.90	24	0	0	0	1	27.1	33	24	24	7	16	13
Guardado	6	5	5.25	83	0	0	0	4	73.2	61	45	43	12	33	74
Hansen	3	0	5.69	50	0	0	0	3	74.1	83	48	47	14	31	46
Hawkins	1	1	8.20	7	6	0	0	0	26.1	42	24	24	8	9	24
Klingsbeck	1	1	7.85	10	3	0	0	0	28.2	42	28	25	5	10	15
Mathomes	1	4	7.20	20	5	0	0	0	45.0	63	38	36	10	27	30
Milchino	2	1	8.31	26	0	0	0	0	21.2	31	21	20	6	12	19
Miller	1	2	9.23	7	7	0	0	0	26.1	45	29	27	7	9	15
Naulty	3	2	3.79	49	0	0	0	4	57.0	43	26	24	5	35	56
Parra	5	5	6.04	27	5	0	0	0	70.0	88	48	47	15	27	50
Radke	11	16	4.46	35	35	3	0	0	232.0	231	125	115	40	57	148
Robertson	7	17	5.12	36	31	5	3	0	186.1	197	113	106	22	116	114
Rodriguez	13	14	5.05	38	33	3	0	2	206.2	218	129	116	27	78	110
Serafini	0	1	10.38	1	1	0	0	0	4.1	9	5	5	1	2	1
Stevens	3	3	4.56	48	0	0	0	0	111.0	58.0	58	31	12	25	29
Trombley	5	1	3.01	43	0	0	0	6	68.2	61	24	23	2	25	37
Totals	78	84	5.28	162	162	13	5	31	1439.2	1561	900	844	233	581	959

1997 TWINS' STATISTICS

Batting: (3rd in R.L.)

PLAYER	AVG	G	AB	R	H	TB	2B	3B	HR	RBI	BB	SO	SB	GDP
Becker	.264	132	443	61	117	175	22	3	10	45	62	130	17	4
Brede	.274	61	190	25	52	74	11	1	3	21	21	38	7	1
Colbrunn	.281	70	217	24	61	90	14	0	5	26	8	38	1	7
Coomer	.298	140	523	63	156	229	30	2	13	85	22	91	4	11
Cordova	.246	103	378	44	93	164	18	4	15	51	30	92	5	13
Hocking	.257	115	253	28	65	91	12	4	2	25	18	51	3	6
Hunter	0	1	0	0	0	0	0	0	0	0	0	0	0	0
Jackson	.254	49	130	19	33	46	2	2	3	21	4	21	2	2
Kelly	.287	75	247	39	71	109	19	2	5	37	17	50	7	4
Knoblauch	.291	186	611	117	178	251	26	10	9	58	84	84	62	11
Latham	.182	15	22	4	4	5	1	0	0	1	0	8	0	0
Lawton	.248	142	460	74	114	191	29	3	14	60	76	81	7	7
Mearns	.276	134	439	63	121	180	23	3	10	60	18	86	7	9
Miller,D	.273	25	66	5	18	25	1	0	2	13	2	12	0	2
Molitor	.305	135	538	63	164	234	32	4	10	89	45	73	11	8
Myers	.267	62	165	24	44	72	11	1	5	28	16	29	0	4
Ortiz	.327	15	49	10	16	22	3	0	1	6	2	19	0	1
Stahowiak	.229	91	275	33	63	110	17	0	10	33	24	73	5	7
Stembach	.248	122	447	60	111	176	27	1	12	54	35	106	6	14
Valentin	.286	4	7	1	2	2	0	0	0	0	0	3	0	0
Walker	.237	52	155	15	37	55	7	1	3	16	11	30	7	5
Pitchers	.111	162	18	0	2	0	0	0	0	1	0	6	0	0
Totals	.270	162	5634	772	1522	2303	305	40	132	730	495	1121	151	117

Pitching: (12th in R.L.)

PLAYER	W	L	ERA	G	GS	CG	SHO	SV	IP	H	R	ER	HR	BB	SO
Aguilera	5	4	3.82	67	0	0	0	26	68.1	65	29	29	9	22	68
Aldred	2	10	7.66	17	15	0	0	0	71.1	102	66	66	20	28	34
Bowers	0	3	8.05	15	5	0	0	0	18.0	27	20	17	2	8	7
Guardado	0	4	3.91	69	0	0	0	1	46.0	45	23	20	7	17	54
Hawkins	6	12	5.84	20	20	0	0	0	103.1	134	71	67	19	47	58
Jarvis	0	0	12.46	6	2	0	0	0	13.0	23	18	18	4	8	9
Miller,1	1	5	7.63	13	7	0	0	0	48.1	64	49	41	8	23	26
Naulty	1	1	5.87	29	0	0	0	1	30.2	29	20	20	8	10	23
Olson	0	0	18.36	11	0	0	0	0	8.1	19	17	17	0	11	6
Radke	20	10	3.87	35	35	4	1	0	239.2	238	114	103	28	48	174
Ritchie	2	3	4.58	42	0	0	0	0	74.2	87	41	38	11	28	44
Robertson	8	12	5.69	31	26	0	0	0	147.0	169	105	93	19	70	69
Rodriguez	3	6	4.62	45	15	0	0	0	147.1	147	82	73	12	60	115
Serafini	2	1	3.46	6	6	0	0	0	26.1	27	11	11	10	15	15
Stevens	2	2	3	6	1	0	0	0	23.0	41	23	23	8	17	16
Swindell	7	4	3.58	65	7	0	0	1	115.2	102	46	42	12	25	75
Tewksbury	8	13	4.22	26	26	5	2	0	168.2	200	83	79	12	31	92
Trombley	2	3	4.37	67	0	0	0	1	82.1	77	43	40	7	31	74
Totals	68	94	5.00	162	162	10	4	30	1434.0	1596	861	796	187	495	908

1998 TWINS' STATISTICS

Batting: (9th in A.L.)

PLAYER	AVG	G	AB	R	H	TB	2B	3B	HR	RBI	BB	SO	SB	GDP
Coomer	.276	137	529	54	146	215	22	1	15	72	18	72	2	22
Cordova	.253	119	438	52	111	165	20	2	10	69	50	103	3	14
Gates	.249	107	333	31	83	107	15	0	3	42	36	46	3	6
Hocking	.202	110	198	32	40	57	6	1	3	15	16	44	2	2
Hunter	.235	6	17	0	4	7	1	0	0	2	0	6	0	1
Koskie	.138	11	29	2	4	7	1	0	0	1	2	10	4	0
Latham	.160	34	94	14	15	19	1	0	0	7	13	36	4	0
Lawton	.278	152	557	91	155	266	36	6	21	77	86	64	16	10
Mearns	.260	149	543	56	141	200	26	3	9	70	24	86	7	12
Merced	.289	63	204	22	59	86	12	0	5	33	17	29	1	4
Mientkiewicz	.200	8	25	1	5	6	1	0	0	2	4	3	1	0
Molitor	.281	126	502	75	141	192	29	5	4	69	45	41	9	19
Nixon	.297	110	448	71	133	184	6	6	6	20	44	36	7	14
Ochoa	0	.257	94	24	35	64	8	1	2	25	10	36	4	0
Ortiz	.277	86	218	47	77	124	20	0	9	46	39	72	1	8
Pierzynski	.300	7	10	1	3	3	0	0	0	1	1	2	0	0
Shave	.250	19	40	7	10	16	3	0	1	5	3	10	1	0
Stahowiak	.105	9	19	1	2	5	0	0	1	1	0	7	0	0
Steinbach	.242	124	422	45	102	173	25	2	14	54	38	89	0	16
Valentin	.198	55	162	11	32	50	7	1	3	18	11	30	0	7
Walker	.316	143	528	84	167	250	5	41	3	12	62	19	13	0
Pitchers	.313	162	16	1	5	0	0	0	0	0	0	9	0	0
TOTALS	.266	182	5641	734	1499	2193	285	32	115	691	506	915	112	155

Pitching: (8th in A.L.)

PLAYER	W	L	ERA	G	GS	CG	SHO	SV	IP	H	R	ER	HR	BB	SO
Aguilera	4	0	4.24	68	0	0	0	38	741.1	75	35	35	8	15	57
Baptist	0	1	5.84	63	0	0	0	0	27.0	34	18	17	3	11	11
Carrasco	4	2	4.38	63	0	0	0	1	61.2	75	30	40	4	31	46
Guardado	3	1	4.52	79	0	0	0	0	65.2	66	34	43	10	28	43
Hawkins	7	14	5.25	33	33	0	0	0	190.1	227	126	111	27	61	105
Miller	0	2	3.86	14	0	0	0	0	23.1	25	10	10	0	11	23
Milton	8	14	5.64	32	32	1	0	0	172.1	195	113	108	25	70	107
Morgan	4	2	3.49	18	17	0	0	0	98.0	108	56	41	3	24	50
Nauffty	0	2	6.84	15	0	0	0	0	23.2	26	16	13	3	10	15
Radke	12	14	4.30	32	32	5	0	0	213.2	238	109	102	23	43	146
Ritchie	0	0	5.63	15	0	0	0	0	24.0	30	17	15	1	9	21
Rodriguez	4	6	6.56	20	11	0	0	0	70.0	88	58	51	6	30	62
Sampson	1	0	1.56	5	2	0	0	0	17.1	10	3	3	0	6	16
Serafini	7	4	6.48	28	9	0	0	0	75.0	95	58	54	10	29	46
Swindell	3	3	3.66	52	0	0	0	2	66.1	67	27	27	10	18	45
Tewksbury	7	19	4.79	26	25	1	0	0	148.1	174	82	79	19	20	60
Trombley	6	5	3.63	77	1	0	0	1	96.2	90	41	39	16	41	89
TOTALS	70	92	4.75	162	162	7	8	42	1447.2	1622	816	764	180	457	952

1999 TWINS' STATISTICS

Batting: (11th in A.L.)

PLAYER	AVG	G	AB	R	H	TB	2B	3B	HR	RBI	BB	SO	SB	GDP
Allen	.277	137	481	69	133	190	21	3	10	46	37	89	14	10
Coomer	.263	127	467	53	123	198	25	1	16	65	30	69	2	16
Cordova	.285	124	425	62	121	197	28	3	14	70	48	96	13	22
Cummings	.263	16	38	1	10	13	0	0	1	9	3	7	2	0
Davidson	.136	12	22	3	3	3	0	0	0	3	0	4	2	2
Gates	.255	110	306	40	78	104	13	2	3	38	34	56	1	11
Guzman	.226	131	420	47	95	116	12	3	1	26	22	90	9	5
Hocking	.267	136	386	47	103	146	18	2	7	41	22	54	11	10
Hunter	.255	135	384	52	98	146	17	2	9	44	35	26	7	10
Jones	.289	95	327	54	93	148	24	2	9	44	47	63	3	7
Koskie	.310	117	342	42	106	160	21	0	11	58	40	72	4	6
Latham	.091	14	22	1	2	2	0	0	0	3	0	13	0	0
Lawton	.259	118	406	58	105	144	18	0	7	54	57	42	26	11
Mientkiewicz	.229	118	327	34	75	108	21	3	2	32	43	51	1	13
Ortiz	.000	10	20	1	0	0	0	0	0	0	5	12	0	2
Pierzynski	.273	9	22	3	6	8	2	0	0	3	1	4	0	0
Milton	.284	101	338	35	96	132	16	4	4	42	38	54	2	10
Valentin	.248	78	218	22	54	83	12	1	5	28	22	39	0	2
Walker	.279	143	531	62	148	211	37	4	6	46	52	83	18	15
Pitchers	.056	161	18	0	1	1	0	0	0	0	3	8	0	0
TOTALS	.264	161	5495	686	1450	2110	285	30	105	643	500	978	118	151

Pitching: (9th in A.L.)

PLAYER	W	L	ERA	G	GS	CG	SHO	SV	IP	H	R	ER	HR	BB	SO
Aguilera	3	1	1.27	17	0	0	0	6	21.1	10	3	3	2	2	13
Carrasco	2	3	4.96	39	0	0	0	1	49.0	48	29	27	3	18	35
Guardado	2	5	4.50	63	0	0	0	2	48.0	37	24	27	6	25	50
Hawkins	10	14	6.66	33	33	1	0	0	174.1	238	129	129	29	60	103
Lincoln	3	10	6.84	18	15	0	0	0	76.1	102	59	58	11	26	27
Mays	6	11	4.37	49	20	2	1	0	171.0	179	92	83	24	67	115
Miller	2	2	2.72	52	0	0	0	0	49.2	55	19	15	3	16	40
Milton	7	11	4.49	34	34	5	2	0	206.1	190	111	103	28	63	163
Perkins	1	7	6.54	29	12	0	0	0	86.2	117	69	63	14	43	44
Radke	12	14	3.75	33	33	4	0	0	218.2	239	97	91	28	44	121
Radosky	0	1	12.46	7	0	0	0	0	8.2	15	12	12	7	4	3
Rath	0	1	11.57	5	1	0	0	0	4.2	6	6	6	1	5	1
Reidman	1	0	8.53	5	1	0	0	0	12.2	17	13	12	3	7	11
Romero	0	0	3.72	5	0	0	0	0	9.2	13	4	4	0	0	4
Ryan	1	1	4.87	8	8	0	0	0	40.2	46	23	22	9	17	15
Sampson	3	2	8.11	30	30	4	0	0	71.0	107	65	64	17	34	56
Trombley	2	8	4.33	72	4	0	0	0	24	87	43	42	15	34	82
Wells	2	3	3.81	76	0	0	0	1	87.7	79	41	37	8	28	41
TOTALS	63	97	5.00	161	161	13	8	34	1423.1	1591	845	791	208	487	927

YEARS BY YEAR

2000 TWINS' STATISTICS

Batting: (10th in A.L.)

PLAYER	AVG	G	AB	R	H	2B	3B	HR	RBI	SH	SF	HB	BB	SO	SB	CS	E	OBP
Allen	.300	15	50	2	15	3	0	0	7	0	1	1	3	14	0	2	0	.345
Ardoin	.125	15	32	4	4	1	0	1	5	0	0	0	8	10	0	0	1	.300
Barnes	.351	11	37	5	13	4	0	2	2	0	0	2	2	6	0	1	0	.415
Blake	.188	7	16	1	3	2	0	0	1	0	1	1	3	7	0	0	0	.333
Buchanan	.232	30	82	10	19	3	0	1	8	0	2	1	8	22	0	2	0	.301
Canizaro	.269	102	346	43	93	21	1	7	40	0	0	1	24	57	4	2	6	.318
Coomer	.270	140	544	64	147	29	1	16	82	0	5	4	36	50	2	0	5	.317
Cummings	.276	77	181	28	50	10	0	4	22	1	0	3	11	25	0	0	0	.328
Guzman	.247	156	631	89	156	25	20	8	54	7	4	2	46	101	28	10	22	.299
Hocking	.298	134	373	52	111	24	4	4	47	7	5	0	48	77	7	5	5	.373
Hunter	.280	99	336	44	94	14	0	5	44	0	2	2	18	68	4	3	3	.318
Huskey	.223	64	215	22	48	13	0	5	27	0	3	2	25	49	0	2	3	.306
Jensen	.209	52	139	16	29	7	1	3	14	1	0	0	24	36	0	1	2	.325
Jones	.285	154	523	66	149	26	5	19	76	1	0	0	26	111	7	5	2	.319
Koskie	.300	146	474	79	142	32	4	9	65	1	3	4	77	104	5	4	12	.400
Lawton	.305	156	561	84	171	44	2	13	88	0	5	7	91	63	23	7	5	.405
LeCroy	.174	56	167	18	29	10	0	5	17	1	3	2	17	38	0	0	4	.254
Maxwell	.243	64	111	14	27	6	0	1	11	0	0	3	1	23	2	1	6	.298
Mientkiewicz	.429	3	14	0	6	0	0	0	4	0	1	0	0	0	0	0	0	.400
Moeller	.211	48	128	13	27	3	1	1	9	1	1	1	0	9	33	1	0	.261
Ortiz	.282	130	415	59	117	36	1	10	63	0	6	0	57	81	1	0	0	.364
Pierzynski	.307	33	88	12	27	5	1	2	13	0	1	2	5	14	1	0	1	.354
Rivas	.310	16	36	8	18	4	0	0	8	2	2	0	2	4	2	0	0	.323
Walker	.234	23	77	14	18	1	0	2	8	0	3	0	7	10	3	0	4	.287
Pitchers	.176	162	17	1	3	2	0	0	0	2	0	0	0	9	0	0	14	.176
Totals	.270	162	5615	748	1516	325	49	116	711	24	51	35	556	1021	90	45	102	.337

Pitching: (11th in A.L.)

PLAYER	W	L	ERA	G	GS	CG	SH	SV	IP	H	R	ER	HR	HB	BB	SO	WP	BK	BAA
Bergman	4	5	9.66	15	14	0	0	0	68.0	111	76	73	18	2	33	35	2	0	.374
Carrasco	4	3	4.25	61	0	0	0	1	72.0	75	38	34	6	3	33	57	14	0	.271
Cressend	0	0	5.27	11	0	0	0	0	13.2	20	8	8	0	0	6	6	0	0	.364
Guardado	7	4	3.94	70	0	0	0	9	61.2	55	27	27	14	1	25	52	1	1	.288
Hawkins	2	5	3.39	66	0	0	0	14	87.2	85	34	33	7	1	32	59	6	0	.256
Kinney	2	2	5.10	8	8	0	0	0	42.1	41	26	24	7	0	25	24	4	0	.261
Lincoln	0	3	10.89	8	4	0	0	0	20.2	36	25	25	10	2	13	15	1	0	.383
Mays	7	15	5.56	31	28	2	1	0	160.1	193	105	99	20	2	67	102	11	0	.299
Miller	2	3	3.90	67	0	0	0	1	67.0	83	35	29	4	1	32	62	2	0	.297
Milton	13	10	4.86	33	33	0	0	0	200.0	205	123	108	35	7	44	160	5	0	.260
Mota	0	0	8.44	4	0	0	0	0	5.1	10	5	5	1	0	1	3	1	0	.370
Redke	12	16	4.45	34	34	4	1	0	226.2	261	119	112	27	5	51	141	5	0	.286
Redman	12	9	4.76	32	34	0	0	0	151.1	168	81	80	22	3	45	117	6	0	.281
Romero	2	1	7.02	12	11	0	0	0	57.2	72	51	45	8	1	30	50	2	1	.312
Ryan	0	1	7.62	16	1	0	0	0	26.0	37	24	22	8	1	10	19	2	0	.330
Santana	2	3	6.49	30	5	0	0	0	86.0	102	64	62	11	2	54	64	5	2	.302
Wells	0	7	3.65	76	0	0	0	10	86.1	80	39	35	14	4	15	76	1	0	.247
Totals	69	93	5.14	162	162	6	4	35	1432.2	1634	880	819	212	35	516	1042	68	4	.287

2001 TWINS' STATISTICS

Batting: (4th in A.L.)

PLAYER	AVG	G	AB	R	H	2B	3B	HR	RBI	SH	SF	HB	BB	SO	SB	CS	E	OBP
Allen	.263	57	175	20	46	13	2	4	20	0	1	0	19	37	1	2	2	.333
Barnes	.048	7	21	1	7	0	0	0	0	0	0	1	1	3	0	0	0	.130
Blake	.318	10	22	1	7	1	0	0	2	0	0	0	3	8	1	0	1	.400
Buchanan	.274	69	197	28	54	12	0	10	32	0	1	2	19	58	1	1	2	.342
Cody	.222	8	18	1	4	2	0	0	1	0	0	0	2	6	1	0	1	.300
Guzman	.302	118	493	80	149	28	14	10	51	8	0	0	5	21	78	25	8	.337
Hocking	.251	112	327	34	82	16	2	3	25	4	1	2	29	67	6	1	5	.315
Hunter	.261	148	564	82	147	32	5	27	92	1	1	8	29	125	9	6	4	.306
Jones	.276	149	475	57	131	25	0	14	49	2	0	3	39	92	12	9	5	.335
Kielty	.250	37	104	8	26	8	0	2	14	0	5	1	8	25	3	0	3	.297
Koskie	.276	153	562	100	155	37	2	26	103	0	7	12	68	118	27	6	15	.362
Lawton	.293	103	376	71	110	25	0	10	51	0	2	3	63	46	19	6	4	.396
LeCroy	.425	15	40	6	17	5	0	3	12	0	1	1	0	8	0	1	0	.429
Maxwell	.191	39	68	4	13	4	0	1	10	1	0	0	9	23	2	0	2	.286
McCracken	.219	24	64	7	14	2	2	0	3	1	0	0	5	13	0	1	0	.275
Mientkiewicz	.306	151	543	77	166	39	1	15	74	0	7	9	67	92	2	6	4	.381
Moier	.235	20	51	6	12	2	0	0	4	0	1	0	5	17	1	0	0	.298
Ortiz	.234	89	303	46	71	17	1	18	48	1	0	1	40	66	1	0	0	.324
Pierzynski	.289	114	381	51	110	33	2	7	55	1	3	4	16	57	1	7	10	.322
Prince	.219	64	196	19	43	4	1	7	23	0	1	6	12	39	3	1	0	.284
Rivas	.266	153	563	70	150	21	6	7	47	5	5	6	40	99	31	11	15	.319
Pitchers	.353	19	17	2	6	2	0	0	1	0	0	0	0	4	0	0	1	.353
Totals	.272	162	5560	771	1514	328	38	164	717	25	38	64	495	1083	146	67	96	.337

MOST YEARS PLAYED AT THE POSITION BY A TWIN

C:	Earl Battey	1961-66
1B:	Kent Hrbek	1982-94
2B:	Rod Carew	1967-69, '71-'75
SS:	Greg Gagne	1985-92
3B:	Gary Gaetti	1982-90
OF:	Kirby Puckett	1984-95
OF:	Torii Hunter	1998-2007
OF:	Tony Oliva	1964-'71
OF:	Bob Allison	1961-63, '65-'69

2001 TWINS' STATISTICS

Pitching: (7th in A.L.)

PLAYER	W	L	ERA	G	GS	CG	SH	SV	IP	H	R	ER	HR	HB	BB	SO	WP	BK	BAA
Balfour	0	0	13.50	2	0	0	0	0	2.2	3	4	4	2	0	3	2	0	0	333
Carrasoso	4	3	4.64	56	0	0	0	1	73.2	77	40	38	8	0	30	70	7	1	277
Cressend	3	2	3.67	44	0	0	0	0	56.1	50	24	23	6	1	16	40	2	0	237
Duvall	0	0	7.71	8	0	0	0	0	4.2	7	4	4	1	0	2	4	1	0	368
Fiore	0	1	5.68	4	0	0	0	0	6.1	5	4	4	0	0	2	5	0	0	208
Guardado	7	1	3.51	67	0	0	0	12	66.2	47	27	26	5	1	23	67	4	0	197
Hawkins	1	5	5.96	62	0	0	0	28	51.1	59	34	34	3	1	39	36	7	0	291
Johnson	1	2	8.28	7	4	0	0	0	25.0	32	25	23	6	5	13	17	1	0	323
Jones	1	0	3.26	24	0	0	0	2	19.1	27	8	7	3	0	7	15	0	0	333
Lohse	4	2	3.68	19	16	0	0	0	90.1	102	60	57	16	8	29	64	3	0	284
Mays	17	13	3.16	34	34	4	2	0	233.2	205	87	82	25	5	64	123	11	0	235
Miller	1	4	4.81	45	0	0	0	0	48.2	54	30	26	5	1	20	30	1	0	283
Milton	15	7	4.32	35	34	2	1	0	220.2	222	109	106	35	5	61	157	2	0	257
Radke	15	11	3.94	33	33	6	2	0	226.0	235	105	99	24	10	26	137	4	1	271
Redman	2	4	4.22	9	9	0	0	0	49.0	57	26	23	6	0	19	29	6	0	286
Reed	4	6	5.19	12	12	0	0	0	67.2	92	45	39	12	4	14	43	1	0	325
Rincon	0	0	6.35	4	0	0	0	0	5.2	7	5	4	1	0	5	4	0	0	318
Romero	1	4	6.23	14	11	0	0	0	65.0	71	48	45	10	1	24	39	1	0	277
Santana	1	0	4.74	15	4	0	0	0	43.2	50	25	23	6	3	16	28	3	0	292
Thomas	0	2	9.37	5	5	0	0	0	16.1	20	17	17	6	1	14	6	2	0	303
Wells	8	5	5.11	65	0	0	0	2	68.2	72	39	39	12	10	18	49	0	0	273
Totals	85	77	4.51	162	162	12	8	45	1441.1	1494	766	723	192	56	445	965	58	2	.268

2002 TWINS' STATISTICS

Batting: (5th in A.L.)

PLAYER	AVG	G	AB	R	H	2B	3B	HR	RBI	SH	SF	HB	BB	SO	SB	CS	E	OBP
Blake	200	9	20	2	4	1	0	0	1	0	0	0	2	7	0	0	2	273
Buchanan	252	44	135	19	34	5	1	5	15	0	0	2	6	33	2	1	0	294
Canizaro	214	38	112	14	24	8	1	0	11	1	2	1	10	22	0	1	3	280
Cuddyer	259	41	112	12	29	7	0	4	13	1	1	1	8	30	2	0	1	311
Guzman	273	148	623	80	170	31	6	9	59	8	6	2	17	79	12	13	12	292
Hocking	250	102	260	28	65	13	0	2	25	4	5	1	24	44	0	2	10	310
Hunter	289	148	561	89	162	37	4	29	94	0	3	5	35	118	23	8	3	334
Jones	300	149	577	96	173	37	2	27	85	4	6	2	37	129	6	7	5	341
Kielty	291	112	289	49	84	14	3	12	46	0	2	5	52	66	4	1	0	405
Koskie	267	140	490	71	131	37	3	15	69	0	5	9	72	127	10	11	12	368
Lamb	160	10	10	0	0	0	0	0	0	0	0	0	0	0	0	0	0	100
Leary	260	63	181	19	47	11	1	7	27	0	2	0	13	38	0	2	1	306
Mientkiewicz	261	143	467	60	122	29	2	10	64	0	7	6	74	89	1	2	5	365
Mohr	269	120	383	55	103	23	2	12	45	2	0	1	31	86	6	3	2	325
Morris	000	4	7	0	0	0	0	0	0	0	0	0	0	0	0	0	0	000
Ortiz	272	125	412	52	112	32	1	20	75	0	8	3	43	87	1	2	1	339
Pierzynski	300	130	440	54	132	31	6	6	49	2	3	11	13	61	1	2	3	334
Prince	224	51	125	14	28	7	1	4	16	3	2	4	14	26	1	3	1	317
Restovich	308	8	13	3	4	0	0	1	1	0	0	0	1	4	1	0	0	357
Rivas	256	93	316	46	81	23	4	4	35	8	0	3	19	51	9	4	5	305
Ryan	091	7	11	3	1	0	0	0	0	0	0	0	0	2	0	0	0	091
Sears	333	7	12	2	4	2	0	0	0	0	0	0	0	1	0	0	0	333
Valentin	500	4	4	0	2	0	0	0	0	0	0	0	0	0	0	0	0	500
Pitchers	227	161	22	0	5	0	0	0	0	0	0	0	1	6	0	0	8	261
Totals	272	161	5582	766	1516	346	36	167	731	34	52	56	472	1089	79	62	74	.332

Pitching: (6th in A.L.)

PLAYER	W	L	ERA	G	GS	CG	SH	SV	IP	H	R	ER	HR	HB	BB	SO	WP	BK	BAA
Cressend	0	1	5.91	23	0	0	0	0	32.0	40	25	21	6	1	19	22	1	0	305
Fiore	10	3	3.16	48	2	0	0	0	91.0	74	32	32	10	5	43	55	2	0	274
Frederick	0	0	10.00	8	0	0	0	0	11.2	13	13	13	3	0	10	9	2	0	283
Guardado	1	3	2.93	68	0	0	0	45	67.2	53	22	22	9	1	18	70	0	0	215
Hawkins	6	0	2.13	65	0	0	0	0	80.1	63	23	19	5	0	15	63	5	0	217
Jackson	2	3	3.27	58	0	0	0	0	55.0	59	20	20	5	4	13	29	2	0	284
Kinney	2	7	4.64	14	12	0	0	0	66.0	78	39	34	13	1	33	45	5	0	295
Lohse	13	8	4.23	32	31	1	1	0	180.2	181	92	85	26	9	70	124	8	0	259
Mays	4	8	5.38	17	17	1	1	0	95.1	113	60	57	14	2	25	38	6	0	292
Miller	0	0	4.50	5	0	0	0	0	4.0	5	2	2	0	0	2	3	0	0	294
Milton	13	9	4.84	29	29	2	1	0	171.0	173	96	92	24	3	30	121	4	0	258
Radke	9	5	4.72	21	21	2	1	0	118.1	124	64	62	12	7	20	62	0	0	272
Reed	15	7	3.78	33	32	2	1	0	188.0	192	89	79	32	6	26	121	1	1	259
Rincon	0	2	3.28	10	3	0	0	0	28.4	44	23	20	5	0	9	21	2	0	352
Rodriguez	0	2	14.70	4	0	0	0	0	3.2	8	6	6	0	0	4	1	0	0	421
Romero	9	2	1.89	81	0	0	0	1	81.0	62	17	17	3	4	36	76	9	0	213
Santana	8	6	2.99	27	14	0	0	1	108.1	84	41	36	7	1	49	137	15	2	212
Trombley	0	1	15.75	5	0	0	0	0	4.0	10	7	7	2	0	1	3	0	0	455
Wells	2	1	5.90	48	0	0	0	0	58.0	78	41	38	8	1	16	30	0	0	325
Totals	94	67	4.12	161	161	8	9	47	1444.2	1454	712	662	184	45	439	1026	62	3	.261

TWINS' PITCHERS WHO'VE BATTED*

PITCHER	DATE	OPP.	OPP. PITCHER	RESULT
Vic Albury	7-12-75	at NY	Pat Dobson	Strikeout
Bill Campbell	7-12-75	at NY	Pat Dobson	Strikeout
Ray Fontenot	8-24-86	Tor	Tom Henke	Strikeout
Allan Anderson #	6-13-89	Sea	Jerry Reed	Strikeout
Matt Garza	7- 6-07	at CWS	Gavin Floyd	Strikeout, Groundout, Sac-Hit
Bobby Korecky	5-19-08	Tex	Frank Francisco	Single

* — since DH rule became effective in 1973 and non-interleague games

— pinch-hitter

2003 TWINS' STATISTICS

Batting: (3rd in A.L.)

PLAYER	AVG	G	AB	R	H	2B	3B	HR	RBI	SH	SF	HB	BB	SO	SB	CS	E	OBP	
Bowen	1.00	7	10	0	1	0	0	0	1	0	0	0	0	0	0	0	1	.091	
Cuddyer	.245	34	102	14	25	1	3	4	8	0	0	0	12	19	1	1	1	.325	
Ford	.329	30	73	16	24	7	1	3	15	1	0	1	8	9	2	0	3	.402	
Gomez	.251	53	175	14	44	9	3	1	15	2	1	0	7	13	2	1	3	.279	
Guzman	.268	141	534	78	143	15	14	3	53	12	4	5	30	79	18	9	11	.311	
Hocking	.239	69	188	22	45	10	2	3	22	3	3	0	15	37	0	1	3	.291	
Hunter	.250	154	581	83	145	31	4	26	102	0	6	5	50	106	6	7	4	.312	
Jones	.304	136	517	76	157	33	1	16	69	1	5	4	21	105	13	1	5	.333	
Kielty	.252	75	238	40	60	13	0	9	32	0	1	3	42	56	6	2	2	.370	
Koskie	.292	131	469	76	137	29	2	14	69	0	0	9	7	77	113	11	5	.393	
LeCroy	.287	106	345	39	99	19	0	17	64	0	4	26	82	0	3	3	3	.342	
Mientkiewicz	.300	138	487	67	146	38	1	11	65	2	6	5	74	55	4	1	4	.393	
Mohr	.250	111	348	50	87	22	0	10	36	2	3	1	33	106	5	2	6	.314	
Morneau	.226	40	106	14	24	4	0	4	16	0	0	0	9	30	0	0	1	.287	
Pierzynski	.312	137	487	63	152	35	3	11	74	2	5	15	24	55	3	1	6	.360	
Prieto	.091	7	11	1	1	0	0	0	0	0	0	0	0	0	0	0	0	.091	
Prince	.200	19	40	5	8	2	0	2	5	2	0	2	5	7	1	0	0	.319	
Restovich	.283	20	53	10	15	3	2	0	4	0	0	1	10	12	0	0	0	.406	
Rivas	.259	134	475	69	123	16	9	8	43	8	3	5	30	65	17	7	10	.308	
Ryan	.393	27	61	13	24	7	0	0	5	13	0	1	0	6	12	2	1	0	.441
Sears	.246	23	65	7	16	2	0	2	11	0	1	1	7	15	0	0	1	.324	
Stewart	.322	65	270	43	87	22	0	0	6	38	2	3	4	25	36	3	4	1	.374
Pitchers	.200	162	201	4	4	0	0	0	0	2	0	0	0	2	7	0	0	.13	.273
Totals	.277	162	5655	801	1567	318	45	155	755	42	52	63	512	1027	94	44	74	.341	

Pitching: (7th in A.L.)

PLAYER	W	L	ERA	G	GS	CG	SH	SV	IP	H	R	ER	HR	HB	BB	SO	WP	BK	BAA
Baldwin	0	1	5.40	10	0	0	0	1	15.0	21	10	9	6	0	4	7	0	0	.333
Balfour	1	0	3.15	17	1	0	0	0	26.0	23	12	12	4	0	14	30	0	0	.235
Feltner	0	0	0.00	5	0	0	0	0	6.0	2	2	0	0	0	1	1	0	0	.100
Frost	0	0	5.50	21	0	0	0	0	36.0	32	25	22	5	3	21	23	3	0	.242
Guardado	3	5	2.89	66	0	0	0	41	65.1	50	22	21	7	0	14	60	5	0	.207
Hawkins	9	3	1.86	74	0	0	0	2	77.1	69	20	16	4	1	15	75	0	0	.239
Johnson	0	1	47.25	2	0	0	0	0	1.1	8	8	7	1	0	1	0	1	0	.667
Lohse	14	11	4.61	33	33	2	1	0	201.0	211	107	103	28	5	45	130	10	1	.268
Mays	8	8	6.30	31	21	0	0	0	130.0	159	92	91	21	4	39	50	3	0	.302
Milton	1	0	2.65	3	3	0	0	0	17.0	15	5	5	2	0	1	7	0	0	.234
Nakamura	0	0	7.82	12	0	0	0	1	12.2	20	11	11	4	1	2	14	0	0	.339
Orosco	1	1	5.79	8	0	0	0	0	4.2	4	3	3	0	1	5	3	3	0	.235
Pulido	0	2	4.02	7	1	0	0	0	15.2	15	9	7	0	0	3	6	1	0	.254
Redke	14	10	4.49	33	33	3	1	0	212.1	242	111	106	32	5	28	120	0	0	.288
Reed	6	12	5.00	27	21	2	1	0	135.0	155	80	76	23	1	28	71	3	0	.285
Rincon	5	6	3.68	58	0	0	0	0	85.2	74	38	35	5	4	38	63	7	0	.231
Rogers	13	8	4.57	33	31	0	0	0	195.0	227	108	99	22	11	50	116	6	4	.292
Romero	2	0	5.00	73	0	0	0	0	63.0	66	37	35	7	6	42	50	9	2	.272
Santana	12	3	3.07	45	18	0	0	0	158.1	127	56	54	17	3	47	169	6	2	.216
Thomas	0	1	7.71	3	0	0	0	0	4.2	6	4	4	1	0	3	2	0	0	.316
Totals	90	72	4.41	162	162	7	3	45	1462.0	1526	758	716	187	50	402	997	62	9	.268

2004 TWINS' STATISTICS

Batting: (11th in A.L.)

PLAYER	AVG	G	AB	R	H	2B	3B	HR	RBI	SH	SF	HB	BB	SO	SB	CS	E	OBP
Bartlett	.083	8	12	2	2	1	0	0	0	1	1	0	0	1	2	0	2	.154
Blanco	.206	114	315	36	65	19	1	10	37	11	3	3	21	56	0	3	7	.260
Borders	.286	19	42	3	12	4	0	0	5	1	0	1	0	10	2	0	3	.302
Bowen	.111	17	27	1	3	0	0	0	1	2	1	0	4	10	0	0	1	.226
Cuddyer	.263	115	339	49	89	22	1	12	45	2	1	3	37	74	5	5	10	.339
Ford	.289	154	569	89	170	31	4	15	72	2	7	13	67	75	20	2	4	.381
Guzman	.274	145	576	84	158	31	4	8	46	13	4	1	30	64	10	5	12	.309
Hunter	.271	138	520	79	141	37	0	23	81	0	2	7	40	101	21	7	4	.330
Jones	.254	151	555	69	141	22	1	24	80	2	1	10	40	117	13	10	2	.315
Koskie	.251	118	422	68	106	24	2	25	71	0	5	12	49	103	9	3	11	.342
Kubel	.300	23	60	10	18	2	0	2	7	0	1	0	6	9	1	1	0	.358
LeCroy	.269	88	264	25	71	14	0	9	39	0	2	5	16	60	0	0	5	.321
Mauer	.308	35	107	18	33	8	1	6	17	0	3	1	11	14	1	0	2	.369
Mientkiewicz	.246	78	284	34	70	18	0	19	25	2	1	3	38	38	2	2	4	.340
Morneau	.271	74	280	39	76	17	0	0	19	58	0	2	28	54	0	0	3	.340
Ottoriano	.256	77	172	22	44	14	2	2	22	1	0	0	29	31	1	1	3	.363
Ojeda	.339	30	55	16	20	1	0	2	2	0	0	0	10	3	0	2	2	.429
Prieto	.250	16	32	4	8	1	0	1	4	0	1	0	3	9	0	1	0	.306
Punto	.253	38	91	17	23	0	0	2	12	0	0	0	12	19	6	0	1	.340
Restovich	.255	29	47	9	12	3	0	2	6	0	0	0	4	10	0	0	0	.314
Rivas	.256	109	336	44	86	19	5	10	34	5	3	1	13	53	15	1	3	.283
Ryan	.239	36	71	9	17	2	1	0	7	0	0	0	4	16	1	1	1	.280
Stewart	.304	92	378	46	115	17	2	11	47	1	3	1	47	44	6	3	3	.380
Tiffie	.273	17	44	7	12	4	0	2	8	0	0	1	3	3	0	0	1	.333
Pitchers	.143	162	21	0	3	0	0	0	0	2	0	0	0	8	0	0	17	.143
Totals	.266	162	5623	780	1494	310	24	191	735	46	40	64	513	982	116	46	101	.332

Did you know?

...that Minnesota's Tony Oliva hit the first home run by a designated hitter in American League history. He went deep off Catfish Hunter, April 6, 1973 at Oakland.

2004 TWINS' STATISTICS

Pitching: (1st in A.L.)

PLAYER	W	L	ERA	G	GS	CG	SH	SV	IP	H	R	ER	HR	HB	BB	SO	WP	BK	BAA
Balfour	4	1	4.35	36	0	0	0	0	39.1	35	19	19	4	2	21	42	3	0	.238
Beimel	0	0	43.20	3	0	0	0	0	1.2	8	8	8	1	0	2	2	0	0	.615
Crain	3	0	2.00	22	0	0	0	0	27.0	17	6	6	2	1	12	14	1	0	.179
Durbin	0	1	7.36	4	1	0	0	0	7.1	12	6	6	0	0	6	6	1	0	.387
Fultz	3	3	5.04	55	0	0	0	1	50.0	50	28	28	5	1	23	37	3	0	.267
Greisinger	2	5	6.18	12	9	0	0	0	51.0	68	40	35	12	2	15	36	1	0	.319
Guerrier	0	1	5.68	9	2	0	0	0	19.0	22	13	12	5	1	6	11	0	0	.293
Lohse	9	13	5.34	35	34	1	1	0	194.0	240	128	115	28	7	76	111	6	0	.305
Mullholland	5	9	5.18	39	15	0	0	0	123.1	163	78	71	17	5	33	60	2	0	.327
Nathan	1	2	6.62	73	0	0	0	44	72.1	48	14	13	3	2	23	89	5	0	.187
Pulido	0	0	8.74	6	0	0	0	0	11.1	16	13	11	2	1	4	9	0	0	.533
Radke	11	8	3.48	34	34	1	1	0	219.2	229	92	85	23	6	76	143	2	0	.267
Rincon	11	6	2.63	77	0	0	2	2	82.0	52	27	24	5	2	32	106	2	0	.181
Roa	2	3	4.50	48	0	0	0	0	70.0	84	38	35	9	5	24	47	1	0	.297
Romero	7	4	3.51	74	0	0	0	1	74.1	61	32	29	4	5	38	69	5	0	.224
Santana	20	6	2.61	34	34	1	1	0	228.0	156	70	66	24	9	54	265	7	0	.192
Silva	14	8	4.21	33	33	1	1	0	203.0	255	100	95	23	5	35	76	5	1	.310
Thomas	0	0	16.88	3	0	0	0	0	2.2	7	5	5	0	0	1	0	1	0	.500
Totals	92	70	4.03	162	162	4	9	48	1476.0	1523	715	661	167	54	431	1123	45	1	.267

2005 TWINS' STATISTICS

Batting: (13th in A.L.)

PLAYER	AVG	G	AB	R	H	2B	3B	HR	RBI	SH	SF	HB	BB	SO	SB	CS	E	OBP
Abernathy	.239	24	67	5	16	1	0	1	6	3	1	1	7	9	2	0	2	.316
Bartlett	.241	74	224	33	54	10	1	3	16	2	1	4	21	37	4	0	7	.316
Boone	.170	14	53	3	9	0	0	0	3	0	0	1	4	13	0	0	2	.241
Castro	.257	97	272	27	70	18	1	5	33	9	2	0	9	39	0	1	9	.279
Cuddyer	.263	126	422	55	111	25	3	12	42	1	3	3	41	93	3	4	15	.330
Ford	.264	147	522	70	138	30	4	7	53	2	5	16	45	85	13	6	6	.338
Heintz	.200	8	25	1	5	3	0	0	2	0	0	0	1	6	0	0	0	.231
Hunter	.269	98	372	63	100	24	1	14	56	0	4	6	34	65	23	7	3	.337
Jones	.249	142	523	74	130	22	4	23	73	2	4	5	51	120	13	4	4	.319
LeCroy	.260	101	304	33	79	5	2	9	50	0	1	4	41	85	0	0	3	.354
Mauer	.294	131	469	61	144	26	2	9	59	0	3	1	61	64	13	1	5	.372
Miller	.000	5	12	0	0	0	0	0	0	0	0	0	2	0	0	0	0	.000
Morneau	.239	141	490	62	117	23	4	22	79	0	5	4	44	94	0	2	8	.304
Punto	.239	112	394	45	94	18	4	4	26	7	2	0	36	86	13	8	9	.301
Redmond	.311	45	148	17	46	9	0	1	26	2	0	3	6	14	0	0	0	.350
Rivas	.257	59	136	21	35	3	1	1	12	0	1	2	9	17	4	0	2	.311
Rodriguez	.269	79	175	21	47	10	2	2	20	6	3	1	18	23	2	2	3	.335
Ryan	.231	57	117	7	27	5	0	2	13	4	1	0	9	22	1	2	0	.283
Stewart	.274	132	551	69	151	27	3	10	56	1	5	8	34	73	7	5	4	.323
Tiffie	.207	54	150	9	31	8	1	1	15	0	1	0	8	15	1	0	6	.245
Tjyer	.321	18	56	8	18	1	1	0	5	0	0	0	4	4	2	0	0	.367
Williams	.425	13	40	3	17	0	0	0	3	1	0	2	7	1	2	2	0	.452
Totals	.259	162	5564	688	1441	269	32	134	644	42	42	59	485	978	102	44	102	.323

Pitching: (5th in A.L.)

PLAYER	W	L	ERA	G	GS	CG	SH	SV	IP	H	R	ER	HR	HB	BB	SO	WP	BK	BAA
Baker	3	3	3.35	10	9	0	0	0	53.2	48	21	20	5	0	14	32	0	0	.241
Bowyer	0	1	5.59	8	0	0	0	0	9.2	10	6	6	3	1	3	12	1	0	.270
Crain	12	5	2.71	75	0	0	0	1	79.2	61	28	24	6	5	29	25	2	0	.219
Gassner	1	0	8.67	2	2	0	0	0	7.2	9	7	5	1	0	1	2	0	0	.281
Guerrier	0	3	3.39	43	0	0	0	0	71.2	71	29	27	6	3	24	46	3	0	.259
Liriano	1	2	5.70	6	4	0	0	0	23.2	19	15	15	4	0	7	33	0	0	.221
Lohse	9	13	4.18	31	30	0	0	0	178.2	211	85	83	22	9	44	86	4	1	.299
Mays	6	10	5.65	31	26	1	1	0	156.0	203	109	98	23	3	41	59	4	0	.318
Mullholland	0	2	4.27	49	0	0	0	0	59.0	61	30	28	6	2	17	18	3	1	.276
Nathan	7	4	2.70	69	0	0	0	43	70.0	46	22	21	5	0	22	94	2	0	.183
Radke	9	12	4.04	31	31	3	1	0	200.2	214	98	90	33	7	23	117	2	0	.272
Rincon	6	6	2.45	75	0	0	0	0	77.0	63	26	21	2	3	30	84	5	1	.224
Romero	4	3	3.47	68	0	0	0	0	57.0	50	26	22	6	6	39	48	1	1	.235
Santana	16	7	2.87	33	33	3	2	0	231.2	180	77	74	22	1	45	238	8	0	.210
Silva	9	8	3.44	27	27	2	0	0	188.1	212	83	72	25	3	9	71	0	0	.290
Totals	83	79	3.71	162	162	9	8	44	1464.1	1458	662	604	169	43	348	985	35	4	.261

TWINS' COACHES — 1961-2010

Anderson, Rick	2002—	*Martin, Billy	1965-68	*Rowe, Ralph	1972-75
*Baker, Floyd	1961-64	*McCullough, Clyde	1961	*Sain, John	1965-66
*Case, George	1968	*McMahon, Don	1976-77	Shellenback, Jim	1983
*Crossetti, Frank	1970-71	Mele, Sam	1961	Silvera, Charlie	1969
Crowley, Terry	1991-98	Molitor, Paul	2000-01	Stange, Lee	1975
Fitzgerald, Ed	1962-64	*Morgan, Vern	1969-75	Stelmazek, Rick	1981—
*Fowler, Art	1969	Naragon, Hal	1963-66	Strickland, George	1962
Gardenhire, Ron	1991-2001	Newman, Al	2002-05	Such, Dick	1985-2001
Gardner, Billy	1981	Nossek, Joe	1976	Terwilliger, Wayne	1986-94
Goryl, John	1968-69, '79-80	Oldis, Bob	1968	Ulliger, Scott	1995—
*Grissom, Marv	1970-71	Oliva, Tony	1976-78, '85-91	Vavra, Joe	2006—
Kelly, Tom	1983-86	Pascual, Camilo	1978-80	White, Jerry	1989, 1995, 1999—
*Kuehl, Karl	1977-82	*Podres, Johnny	1981-85	Worthington, Al	1972-73
*Lemon, Jim	1965-67, '81-84	Quilici, Frank	1971-72	*Wynn, Early	1967-69
Liddle, Steve	2002—	Randall, Bobby	1980	*Zimmerman, Jerry	1967, '76-80
*Lopat, Ed	1961	Renick, Rick	1987-90		
*Lyons, Eddie	1976	*Robertson, Sherry	1970		(* - Deceased)
*Maltzberger, Gordon	1962-64	Rodgers, Bob	1970-74		

2006 TWINS' STATISTICS

Batting: (1st in R.L.)

PLAYER	AVG	G	AB	R	H	2B	3B	HR	RBI	SH	SF	HB	BB	SO	SB	CS	E	OBP
Bartlett	.309	99	333	44	103	18	2	2	32	1	5	11	22	46	10	5	13	.367
Castillo	.250	9	4	1	1	0	0	0	0	0	0	0	2	1	0	0	0	.500
Castillo	.296	142	584	84	173	22	6	3	49	9	2	1	56	58	29	11	6	.358
Cuddyer	.284	150	557	102	158	41	5	24	109	6	10	6	62	130	6	0	5	.362
Ford	.226	104	234	40	53	6	1	4	18	1	0	4	16	43	9	1	2	.287
Heintz	.000	2	0	0	0	0	0	0	0	0	0	0	0	0	0	0	0	.000
Hunter	.278	147	557	86	155	21	2	31	98	0	4	5	45	108	12	6	4	.336
Kubel	.241	73	220	23	53	8	0	8	26	2	1	0	12	45	2	0	2	.279
Mauer	.347	140	521	86	181	36	1	13	84	0	7	1	79	54	8	3	4	.429
Moreau	.321	167	592	97	190	37	1	34	130	0	11	5	53	93	3	3	8	.375
Nevin	.190	16	42	2	8	1	0	1	4	1	1	0	10	15	0	0	0	.340
Punto	.290	135	459	73	133	21	7	1	45	10	7	1	47	68	17	5	13	.322
Rabe	.286	24	49	8	14	1	0	3	7	0	0	0	2	11	0	1	2	.314
Redmond	.341	47	179	20	61	13	0	0	23	1	2	4	4	18	0	0	0	.365
Rodriguez	.235	59	115	11	27	4	0	2	6	2	1	0	14	16	0	0	2	.315
Stewart	.293	44	174	21	51	5	1	2	21	0	1	1	14	19	3	1	1	.347
Tiffie	.244	20	45	4	11	1	0	2	6	0	0	0	4	8	0	1	2	.306
Tyner	.312	62	218	29	68	5	2	0	18	0	2	1	11	18	4	2	1	.345
White	.246	99	337	32	83	17	1	7	38	0	3	4	11	54	1	1	0	.276
Pitchers	.105	162	49	1	2	0	0	0	0	1	3	0	0	1	10	0	0	.150
Totals	.287	162	5602	801	1608	275	34	143	754	31	55	50	490	872	101	42	84	.347

Pitching: (2nd in R.L.)

PITCHER	W	L	ERA	G	GS	CG	SH	SV	IP	H	R	ER	HR	HB	BB	SO	WP	BK	BAA
Baker	5	8	6.37	16	16	0	0	0	83.1	114	63	59	17	3	16	62	0	0	.324
Bonser	7	6	4.22	18	18	0	0	0	100.1	104	50	47	18	1	24	84	2	0	.267
Crain	4	5	3.52	68	0	0	0	1	76.2	79	31	30	6	2	18	60	1	0	.269
Eyre	1	0	5.31	42	0	0	0	0	59.1	75	36	35	8	6	22	26	4	0	.302
Garza	3	6	3.76	39	0	0	0	0	50.0	62	33	32	6	0	23	38	1	0	.250
Guerrero	1	0	6.36	39	1	0	0	0	69.2	78	29	26	6	0	21	37	5	0	.287
Liriano	12	3	2.16	28	16	0	0	1	121.0	89	31	29	9	1	32	144	9	1	.205
Nathan	7	0	1.58	64	0	0	0	36	68.1	38	12	12	3	1	16	95	3	0	.158
Neshek	4	2	2.19	32	0	0	0	0	37.0	23	9	9	6	0	6	53	0	0	.176
Perkins	0	0	1.59	4	0	0	0	0	5.2	3	1	1	0	0	0	6	0	0	.150
Radke	12	9	4.32	28	28	0	0	0	162.1	197	87	78	24	1	32	83	2	0	.307
Reyes	5	0	0.89	66	0	0	0	0	50.2	35	8	5	3	0	15	49	4	0	.197
Rincon	3	1	2.91	75	0	0	0	1	74.1	76	30	24	2	3	24	65	2	0	.270
Santana	19	6	2.77	34	34	1	0	0	233.2	186	79	72	24	4	47	245	4	1	.216
Silva	11	15	5.94	36	31	0	0	0	180.1	246	130	119	38	7	32	70	1	0	.324
Totals	96	66	3.95	162	162	1	6	40	1439.1	1490	683	632	182	36	356	1164	40	3	.267

2007 TWINS' STATISTICS

Batting: (9th in R.L.)

PLAYER	AVG	G	AB	R	H	2B	3B	HR	RBI	SH	SF	HB	BB	SO	SB	CS	E	OBP
Bartlett	.265	140	510	75	135	20	7	5	43	0	2	8	50	73	23	3	26	.339
Boscher	.244	33	82	8	20	1	0	2	10	1	1	0	10	16	1	0	4	.323
Castillo	.222	56	189	15	42	5	1	0	9	5	1	0	9	29	11	1	10	.256
Cuddyer	.276	144	547	87	151	28	5	0	62	3	6	7	64	107	5	17	4	.356
Ford	.233	55	116	13	27	6	0	0	16	3	14	0	5	7	24	3	1	.315
Heintz	.250	24	56	0	14	0	0	0	0	0	0	0	3	12	0	0	0	.288
Hunter	.287	160	600	94	172	45	1	28	107	0	5	5	40	101	18	9	2	.334
Jones	.208	31	77	7	16	2	1	2	5	0	1	0	6	20	1	1	1	.262
Kubel	.273	128	418	49	114	31	2	13	65	1	5	1	41	79	5	0	2	.335
Lecroy	.150	7	20	1	3	1	0	0	0	0	0	0	0	4	0	0	0	.150
Machado	.000	0	0	0	0	0	0	0	0	0	0	0	0	0	0	0	0	.000
Mauer	.293	109	406	62	119	27	3	7	60	2	3	3	57	51	7	1	1	.382
Morales	1.000	1	3	1	3	1	0	0	0	0	0	0	0	0	0	0	0	1.000
Moreau	.271	157	590	84	160	31	3	31	111	0	9	5	64	91	1	1	5	.343
Punto	.210	150	472	53	99	18	4	1	25	6	3	0	55	90	16	6	13	.291
Rabe	.184	14	31	2	6	0	0	0	2	3	0	0	0	0	0	0	0	.194
Redmond	.294	82	272	23	80	13	0	0	0	0	0	0	5	18	23	0	0	.346
Rodriguez	.219	68	155	18	34	5	1	2	12	2	2	2	12	14	0	0	4	.281
Tyner	.286	114	304	42	87	14	2	1	22	2	1	5	16	26	8	3	1	.331
Watkins	.357	9	28	2	10	0	0	0	0	0	0	0	4	4	1	0	0	.438
White	.174	38	109	8	19	4	0	4	20	0	1	3	6	19	0	0	0	.235
Baker	.000	24	6	0	0	0	0	0	0	0	0	0	0	1	0	0	0	.000
Bonser	.000	31	3	0	0	0	0	0	0	2	0	0	0	1	0	0	0	.000
Garza	.000	16	2	0	0	0	0	0	0	1	0	0	0	1	0	0	0	.000
Santana	.286	33	7	2	2	1	1	0	1	0	0	0	1	0	0	0	0	.375
Silva	.000	33	4	0	0	0	0	0	0	2	0	0	0	1	0	0	0	.000
Totals	.264	162	5522	718	1460	273	36	118	671	34	45	48	512	839	112	30	95	.330

Pitching: (4th in R.L.)

PITCHER	W	L	ERA	G	GS	CG	SH	SV	IP	H	R	ER	HR	HB	BB	SO	WP	BK	BAA
Baker	9	9	4.26	24	23	2	1	0	143.2	162	70	68	15	5	29	102	0	0	.287
Blackburn	0	2	7.71	6	0	0	0	0	11.2	19	12	10	2	0	2	8	0	0	.365
Bonser	8	12	5.10	31	30	0	0	0	173	199	108	98	27	5	65	136	3	1	.286
Cali	0	1	4.71	24	0	0	0	0	21.0	22	11	11	2	2	16	14	2	0	.265
Crain	1	2	5.51	18	0	0	0	0	16.1	19	16	10	4	1	4	10	0	1	.292
DePaula	0	1	8.59	16	0	0	0	0	20.0	30	20	19	5	3	10	8	0	0	.357
Garza	2	4	6.63	15	0	0	0	0	85.0	96	44	34	9	5	32	67	4	0	.294
Guerrero	0	1	2.35	7	0	0	0	0	1	88.0	71	23	7	3	23	68	6	0	.270
Nathan	2	2	1.88	68	0	0	0	37	71.2	54	15	15	4	1	19	77	3	0	.209
Neshek	7	2	2.94	74	0	0	0	0	70.1	44	25	23	7	2	27	74	2	0	.183
Perkins	0	0	3.14	19	0	0	0	0	28.2	23	10	10	2	2	12	20	2	0	.232
Reyes	2	1	3.99	50	0	0	0	0	29.1	34	14	13	1	2	21	21	4	0	.303
Rincon	3	3	5.13	63	0	0	0	0	59.2	65	38	34	9	3	28	49	4	0	.273
Santana	15	13	3.33	33	33	1	1	0	219.0	183	88	81	33	4	52	235	7	1	.225
Silva	13	14	4.19	33	33	2	1	0	202.0	229	99	94	20	4	36	89	4	1	.287
Slovey	4	1	4.73	13	11	0	0	0	66.2	82	39	35	16	0	11	47	3	0	.288
Totals	79	83	4.15	162	162	5	8	38	1436.2	1505	725	663	185	51	420	1094	46	5	.269

2008 TWINS' STATISTICS

Batting: (3rd in A.L.)

PLAYER	AVG	G	AB	R	H	2B	3B	HR	RBI	SH	SF	HB	BB	SO	SB	CS	E	OBP
Baker	.500	28	2	1	0	0	0	0	0	3	0	0	0	1	0	0	1	.500
Blackburn	.333	33	3	0	1	0	0	0	0	0	0	0	0	0	0	0	0	.333
Buscher	.294	70	218	29	64	9	0	4	47	0	7	0	19	42	0	2	10	.340
Casilla	.281	98	385	58	108	15	0	7	50	13	6	2	31	45	7	2	12	.333
Clark	.250	4	8	0	2	2	0	0	1	0	0	0	0	2	0	0	0	.250
Cuddyer	.249	71	249	30	62	13	4	3	36	0	0	5	25	40	5	1	2	.330
Everett	.213	48	127	19	27	6	1	2	20	6	4	1	12	15	0	0	7	.278
Gomez	.258	153	577	79	149	24	7	7	59	3	2	7	25	142	33	11	8	.296
Harris	.265	130	434	57	115	28	3	7	49	7	6	4	39	98	0	1	13	.327
Hernandez	.500	23	2	0	1	0	0	0	0	1	0	0	0	0	0	0	1	.500
Jorgensen	.000	2	1	0	0	0	0	0	0	0	0	0	0	0	0	0	0	.000
Korecky	1.000	16	1	0	1	0	0	0	0	0	0	0	0	0	0	0	0	1.000
Kubel	.272	141	463	74	126	22	5	20	78	0	7	0	47	91	0	1	3	.335
Lamb	.233	81	236	20	55	12	3	1	32	0	8	0	17	32	0	1	4	.276
Macri	.324	18	34	3	11	1	0	1	4	0	0	0	2	10	1	1	1	.361
Mauer	.328	146	536	98	176	31	4	9	85	1	11	1	84	50	1	1	3	.413
Monroe	.202	58	163	22	33	9	0	8	29	0	0	0	16	48	0	1	0	.274
Morneau	.300	163	623	97	187	47	4	23	129	0	10	3	76	85	0	1	4	.374
Perkins	.000	26	3	0	0	0	0	0	0	1	0	0	0	3	0	0	1	.000
Pridle	.000	10	4	3	0	0	0	0	0	0	0	1	1	0	0	0	1	.200
Punto	.284	99	338	43	96	19	4	2	28	5	2	0	32	57	15	6	10	.344
Redmond	.287	38	129	14	37	6	0	0	12	0	1	2	5	11	0	0	0	.321
Ruiz	.274	22	62	13	17	2	0	1	7	0	0	0	6	21	0	0	0	.338
Slowey	.250	28	8	1	2	1	0	0	2	0	0	0	0	1	0	0	1	.250
Span	.294	93	347	70	102	16	7	6	47	8	2	4	50	60	18	7	4	.387
Tolbert	.283	41	113	18	32	6	3	0	6	2	1	0	7	19	7	1	6	.322
Young	.290	152	575	80	167	28	4	10	69	1	5	7	35	105	14	5	8	.336
TOTALS	.279	163	5641	829	1572	298	49	111	791	52	72	36	529	979	102	42	108	.340

Pitching: (7th in A.L.)

PITCHER	W	L	ERA	G	GS	CG	SH	SV	IP	H	R	ER	HR	HB	BB	SO	WP	BK	BAA
Baker	11	4	3.45	28	28	0	0	0	172.1	161	66	66	20	3	42	141	6	0	.247
Bass	3	4	4.87	44	0	0	0	1	68.1	84	42	37	11	3	22	32	4	0	.303
Blackburn	11	11	4.05	33	33	0	0	0	193.1	224	102	87	23	7	39	96	2	0	.292
Bonser	3	7	5.93	47	12	0	0	0	118.1	139	87	78	16	1	36	97	6	1	.285
Breslow	0	2	1.63	42	0	0	0	1	38.2	24	9	7	0	0	14	32	4	1	.180
Crain	5	4	3.59	66	0	0	0	0	62.2	62	29	25	6	1	24	50	2	0	.257
Guardado	1	1	7.71	9	0	0	0	0	7.0	12	6	6	1	0	2	5	0	0	.387
Guerrier	6	9	5.19	76	0	0	0	1	76.1	84	47	44	12	0	37	59	2	0	.275
Hernandez	10	8	3.48	23	23	2	0	0	139.2	199	93	85	18	1	29	54	2	1	.341
Humber	0	0	4.63	5	0	0	0	0	11.2	11	6	6	4	1	5	6	0	0	.250
Korecky	2	0	3.38	16	0	0	0	0	17.2	19	9	9	2	0	8	6	0	0	.288
Lirio	2	0	3.91	14	14	0	0	0	76.0	74	40	33	7	1	32	67	3	0	.254
Mijares	0	1	0.87	10	0	0	0	0	10.1	3	1	1	0	0	0	5	1	0	.088
Nathan	1	2	1.33	68	0	0	0	39	67.2	43	13	10	5	2	18	74	2	0	.179
Neshek	0	1	4.73	15	0	0	0	0	13.1	12	7	7	2	0	4	15	0	0	.240
Perkins	12	4	4.41	26	26	0	0	0	151.0	183	81	74	25	3	39	74	2	1	.301
Reyes	3	0	2.33	75	0	0	0	0	46.1	40	12	12	4	2	15	39	5	0	.235
Rincon	2	2	6.11	24	0	0	0	0	28.0	33	21	19	5	2	16	20	3	0	.292
Slowey	12	11	3.99	27	27	3	2	0	160.1	161	74	71	22	4	24	123	1	0	.260
TOTALS	88	75	4.16	163	163	5	10	42	1459.0	1568	745	675	183	31	406	995	45	4	.274

TWINS' 5 & 6-HIT GAMES

6 HITS

NO.	PLAYER	DATE	OPPONENT	AB	HITS
1.	K. Puckett	8-30-87	at Mil.	6	2 hrs, 2 dbls, 2 sgls
2.	K. Puckett	5-23-91	Tex. (12 inn)	7	tpl, 5 sgls

5 HITS

NO.	PLAYER	DATE	OPPONENT	AB	HITS	NO.	PLAYER	DATE	OPPONENT	AB	HITS
1.	Z. Versalles	5-27-61	at Was.	5	2 dbls, 3 sgls	24.	K. Puckett	6- 6-90	at Tor.	5	dbl, 4 sgls
2.	H. Killebrew	6-12-61	at Bos.	6	hr, 4 sgls	25.	K. Puckett	8-15-93	at Oak.	5	2 hrs, 3 sgls
3.	L. Green	7-16-61	at Cle.	6	tpl, dbl, 3 sgls	26.	K. Puckett	4- 8-94	Oak. (10 inn)	6	dbl, 4 sgls
4.	T. Oliva	7-21-65	at Bos.	6	dbl, 4 sgls	27.	G. Myers	4-24-96	at Det.	6	2 dbls, 3 sgls
5.	T. Oliva	7-28-65	at Was.	5	5 sgls	28.	C. Knoblauch	6- 1-96	at Tor.	5	5 sgls
6.	R. Carew	5- 8-67	Was.	5	dbl, 4 sgls	29.	P. Molitor	8-27-96	at Tex.	5	5 sgls
7.	T. Oliva	9- 8-67	at Bal.	5	5 sgls	30.	P. Molitor	5-23-97	Oak.	5	dbl, 4 sgls
8.	J. Roseboro	4-29-68	at Bos.	5	hr, dbl, 3 sgls	31.	P. Molitor	8- 8-98	Bal.	5	dbl, 4 sgls
9.	T. Uhlaender	6-23-68	N.Y.	5	5 sgls	32.	D. Hocking	6-27-99	at Det.	6	3 dbls, 2 sgls
10.	T. Oliva	6-29-69	at K.C.	5	2 hrs, dbl, 2 sgls	33.	D. Hocking	5-18-00	at Oak.	6	hr, 2 dbls, 2 sgls
11.	R. Carew	4-18-70	at Oak.	5	5 sgls	34.	J. Jones	7-22-02	at Chi (AL)	6	hr, 2 dbls, 2 sgls
12.	L. Cardenas	9-29-70	K.C. (12 inn)	6	5 sgls	35.	J. Jones	5- 6-03	at T.B.	5	2 hrs, dbl, 2 sgls
13.	R. Carew	5-12-72	Mil. (22 inn)	7	2 dbls, 3 sgls	36.	C. Guzman	5- 7-04	at K.C.	6	2 dbls, 3 sgls
14.	R. Carew	8-14-73	Det.	6	dbl, 4 sgls	37.	T. Hunter	6- 1-05	Cle.	5	hr, 2 dbls, 2 sgls
15.	L. Hisle	9- 3-73	at K.C.	5	dbl, 4 sgls	38.	J. Mauer	6-27-06	LA. (NL)	5	5 sgls
16.	R. Carew	5-25-77	at Bos.	6	dbl, 4 sgls	39.	J. Bartlett	8- 6-06	at K.C.	5	3 sgls, 2 dbls
17.	T. Teufel	9-16-83	Tor.	5	2 hrs, tpl, 2 sgls	40.	J. Morneau	9-19-06	at Bos.	5	3 sgls, 2 dbls
18.	M. Hatcher	4-27-85	Oak.	5	dbl, 4 sgls	41.	J. Morneau	7-10-08	at Det.	5	2 sgls, 2 dbls, 1 hr
19.	B. Beane	4-29-86	at N.Y.	5	hr, 4 sgls	42.	J. Mauer	8-29-08	at Oak.	5	4 sgls, 1 dbl
20.	K. Hrbek	6- 7-86	at K.C.	5	hr, dbl, 3 sgls	43.	D. Span	7- 3-09	Det. (16 inn)	8	tpl, 4 sgls
21.	G. Larkin	7-18-89	Cle.	5	5 sgls	44.	D. Span	8- 8-09	at Det.	5	dbl, 4 sgls
22.	D. Gladden	9-29-89	at Sea.	5	5 sgls	45.	J. Mauer	4-24-10	at K.C.	5	tpl, dbl, 3 sgls
23.	K. Puckett	5-14-90	Oak.	5	2 dbls, 3 sgls	46.	J. Mauer	7-26-10	at K.C.	5	hr, dbl, 3 sgls

2009 TWINS' STATISTICS

Batting: (3rd in P.L.)

PLAYER	AVG	G	AB	R	H	2B	3B	HR	RBI	SH	SF	HB	BB	SO	SB	CS	E	OBP
Buscher	.235	61	136	14	32	3	1	2	12	0	1	3	24	35	0	0	1	.360
Cabrera	.289	59	242	42	70	13	3	5	36	1	6	0	11	32	2	0	11	.313
Costello	.202	80	228	25	46	7	3	0	17	2	1	3	22	36	11	0	5	.280
Crede	.225	90	333	42	75	16	1	15	48	0	3	2	29	56	0	0	4	.289
Cuddyer	.276	153	588	93	162	34	7	32	94	0	2	6	54	118	6	1	6	.342
Gomez	.229	137	315	51	72	15	5	3	28	7	1	4	22	72	14	7	1	.287
Harris	.261	123	414	44	108	22	1	6	37	1	6	3	29	78	0	2	12	.310
Huber	.500	1	2	0	1	0	0	0	0	0	0	0	0	0	0	0	0	.500
Kubel	.300	146	514	73	154	35	2	28	103	0	5	3	56	106	1	1	0	.369
Mauer	.365	138	523	94	191	30	1	28	96	0	5	2	76	63	0	1	3	.444
Morales	.311	94	119	14	37	6	0	0	7	0	1	0	14	22	0	0	3	.381
Morneau	.274	135	508	85	139	31	1	30	100	0	7	3	72	86	0	0	3	.363
Punto	.228	125	359	56	82	15	1	1	38	13	6	1	61	70	16	3	7	.337
Redmond	.237	45	135	9	32	5	1	0	7	0	0	1	11	19	0	0	0	.299
Span	.311	145	578	97	180	16	10	8	68	12	6	10	70	89	23	10	5	.392
Talbert	.232	71	198	28	46	7	1	2	19	6	2	0	21	37	6	2	4	.303
Young	.284	108	395	50	112	16	2	12	60	0	5	4	12	92	2	5	5	.308
Baker	.000	33	6	0	0	0	0	0	0	0	0	0	1	0	0	0	0	.000
Blackburn	.000	33	4	0	0	0	0	0	0	0	0	0	2	0	0	0	1	.000
Keppel	.000	37	0	0	0	0	0	0	0	0	0	0	1	0	0	0	0	.000
Liriano	.000	29	5	0	0	0	0	0	0	1	0	0	3	0	0	0	0	.000
Pavano	.000	12	0	0	0	0	0	0	0	0	0	0	0	0	0	0	0	.000
Slowey	.000	16	3	0	0	0	0	0	0	0	0	0	1	0	0	0	0	.000
MINNESOTA	.274	163	5608	817	1539	271	40	172	770	51	57	45	585	1021	85	32	76	.345

Pitching: (11th in P.L.)

PITCHER	W	L	ERA	G	GS	CG	SH	SV	IP	H	R	ER	HR	HB	BB	SO	WP	BK	BAA		
Baker	15	9	4.37	33	33	1	1	0	200.0	190	99	97	28	4	48	162	4	0	.247		
Blackburn	11	11	4.03	33	33	3	0	0	205.2	240	103	92	25	3	41	98	2	0	.290		
Crain	7	4	4.70	56	0	0	0	0	51.2	48	28	27	3	5	27	43	1	1	.250		
Duensing	5	2	3.64	24	9	0	0	0	84.0	84	37	34	7	3	31	53	1	0	.263		
Gabino	0	0	17.18	2	1	0	0	0	3.2	9	7	7	1	0	5	2	0	0	.450		
Guerrier	5	1	2.36	79	0	0	0	1	76.1	58	23	20	10	4	16	47	6	0	.207		
Keppel	1	1	4.83	37	0	0	0	0	54.0	63	30	29	4	5	21	32	2	0	.297		
Liriano	5	13	5.80	29	24	0	0	0	136.2	147	93	88	21	6	65	122	5	1	.279		
Melny	1	0	2.00	16	0	0	0	0	9.0	7	3	2	1	2	3	8	1	0	.206		
Miranshup	1	1	5.68	11	5	0	0	0	31.2	39	21	20	4	1	15	21	2	0	.310		
Mirares	2	2	2.34	71	0	0	0	0	61.2	50	17	16	7	2	23	65	0	0	.224		
Nathan	2	2	2.10	70	0	0	0	0	47	68.2	42	16	16	7	22	89	4	0	.171		
Pavano	5	4	4.64	12	12	0	0	0	73.2	85	39	38	7	3	16	59	1	0	.284		
Rauch	5	1	1.72	17	0	0	0	0	15.2	13	3	3	1	1	6	14	0	0	.245		
Slowey	10	3	4.86	16	16	0	0	0	90.2	113	50	49	15	5	15	75	3	0	.309		
MINNESOTA	87	76	4.50	163	163	4	7	48	1453.0	1542	76	5	72	6	185	58	466	1052	43	3	.272

SINGLE-DATE ATTENDANCE RECORDS IN MINNESOTA BY EACH CLUB

Club	Top Attendance	Games	D-N	Date
Arizona	31,497	1	N	Sun., June 22, 2008
Atlanta	40,001	1	N	Fri., June 11, 2010
Baltimore	52,284	1	N	Fri., July 22, 1988
Boston	44,091	1	N	Tue., July 5, 1988
Chicago (AL)	51,617	1	N	Tue., April 6, 1993
Chicago (NL)	42,304	1	N	Sat., June 24, 2006
Cincinnati	35,034	1	N	Fri., July 6, 2001
Cleveland	49,653	1	N	Sat., April 29, 1989
Colorado	40,814	1	N	Wed., June 16, 2010
Detroit	54,088	1	D	Tues., October 6, 2009
Florida	29,448	1	D	Sun., June 9, 2002
Houston	39,659	1	D	Sun., June 21, 2009
Kansas City	53,106	1	D	Sun., Sept. 27, 1987
Los Angeles (AL)	52,625	1	N	Sat., Oct. 1, 1988
Los Angeles (NL)	34,157	1	N	Wed., June 28, 2006
Milwaukee	52,293	1	N	Sat., July 9, 1988
New York (AL)	52,394	1	N	Tue., April 4, 1989
Oakland	52,008	1	N	Sat., June 4, 1988
Pittsburgh	30,670	1	D	Thur., June 18, 2009
St. Louis	35,002	1	N	Sat., June 27, 1998
Seattle	52,279	1	N	Tue., April 6, 1982
Tampa Bay	43,830	1	N	Mon., April 3, 2000
Texas	53,031	1	N	Fri., April 10, 1992
Toronto	53,067	1	N	Fri., April 8, 1988
Washington	24,793	1	D	Thur., June 19, 2008

TWINS' WINNING STREAKS

Games	Dates	Opposition
15	June 1-16, 1991	Kansas City 2, Baltimore 3, Cleveland 7, New York 3
12	September 19-October 3, 1980	Chicago 3, Texas 5, Kansas City 4
11	September 13-24, 2003	Cleveland 5, Chicago 3, Detroit 3
11	June 22-July 3, 2006	Houston 1, Chi (NL) 3, LAD 3, Milwaukee 3, Kansas City 1
10	May 19-30, 1963	Cleveland 1, Boston 3, Chicago 3, Washington 3
10	April 21-May 1, 1985	Oakland 5, Seattle 3, Detroit 2
10	June 17-27, 2008	Washington 3, Arizona 3, San Diego 3, Milwaukee 1
9	July 2-10, 1965	Kansas City 3, Boston 4, New York 2
9	July 10-17, 1969	Kansas City 1, Seattle 4, Chicago 4
9	September 7-16, 2004	Baltimore 2, Detroit 4, Chicago 3
8	June 24-July 2, 1963	Baltimore 1, Detroit 4, Washington 3
8	June 28-July 5, 1967	Boston 1, Washington 3, New York 4
8	April 26-May 4, 1969	Chicago 4, Kansas City 2, Seattle 2
8	July 28-August 2, 1976	Texas 3, Oakland 5
8	July 2-9, 1978	Chicago 1, Milwaukee 3, Oakland 4
8	May 22-29, 1988	Texas 2, Kansas City 3, Detroit 3
8	June 11-20, 2006	Baltimore 1, Boston 3, Pittsburgh 3, Houston 1
8	July 14-21, 2006	Cleveland 3, Tampa Bay 4, Cleveland 1
8	July 24-August 1, 2010	Baltimore 2, Kansas City 3, Seattle 3
7	8x, last June 9-15, 1994	Chicago 4, Boston 3

TWINS' CAREER LEADOFF HOMERS

Player	Years	Homers	Player	Years	Homers
Jacque Jones	1999-05	20	Denard Span	2008-10	3
Chuck Knoblauch	1991-97	14	Rod Carew	1967-78	2
Dan Gladden	1987-91	12	Rusty Kuntz	1983	2
Shannon Stewart	2003-06	7	Luis Rivas	2000-05	2
Zoilo Versalles	1961-67	6	Tim Lincecum	1983-85	2
Kirby Puckett	1984-95	5	Todd Walker	1996-99	2
Cesar Tovar	1965-72	4	Carlos Gomez	2008-09	2
Lenny Green	1961-64	3	24 players tied		1
Denny Hocking	1993-03	3	Totals		116
Roy Smalley	1976-87	3			

2011 IMPORTANT DATES

March 31:	Official opening of 2011 Regular Season and rosters reduced to 25.	November 18:	Day to file reserve lists for all minor league levels and Major Leagues.
May 15:	Earliest date former clubs may re-sign players they unconditionally released after August 31, 2010.	November 23:	Last day for offers of salary arbitration.
May 30:	Start of closed period, First-Year Player Draft.	December 1:	Last day to outright a player prior to Rule 5 Draft.
June 6-8:	First-Year Player Draft.	December 7:	Last date for a free agent to accept arbitration from former club.
July 12:	All-Star Game at Chase Field, Phoenix, AZ	December 5-8:	Winter Meetings in Dallas, TX
July 31:	Major League trade deadline - (4:00 ET)	December 8:	Major League Rule 5 Draft.
August 15:	Signing deadline for drafted players.	December 12:	Last date to tender contracts.
August 31:	Playoff eligibility lists must be set by midnight.		
September 1:	Active player limit increased from 25 to 40.		
September 28:	Official closing of the 2011 Regular Season.		

TWINS - 20 HR/20 SB IN THE SAME SEASON

Year	Player	POS	HR	SB
1977	Larry Hisle	OF	28	21
1986	Kirby Puckett	OF	31	20
1995	Marty Cordova	OF	24	20
2001	Corey Koskie	3B	26	27
2002	Torii Hunter	OF	29	23
2004	Torii Hunter	OF	23	21

FS NORTH HD™

The Exclusive Home of
Twins Baseball

150 Live
Games!



TWINS LIVE

Before And After The Game

FOXSPORTSNORTH.COM

POSTSEASON



1965 WORLD SERIES

Twins vs. Los Angeles Dodgers

DODGERS:	AVG	G	AB	R	H	2B	3B	HR	RBI	BB	SO	SB
Crawford, ph	.500	2	2	0	1	0	0	0	0	0	1	0
Lefebvre, 2b	.400	3	10	2	4	0	0	0	0	0	0	0
Fairly, rf	.379	7	29	7	11	3	0	2	6	0	1	0
Wills, ss	.367	7	30	3	11	3	0	0	3	1	3	3
Osteen, p	.333	3	3	0	1	0	0	0	0	0	0	0
Parker, 1b	.304	7	23	3	7	0	1	1	2	3	3	2
Johnson, lf	.296	7	27	3	8	2	0	2	4	1	3	0
Roseboro, c	.286	7	21	1	6	1	0	0	3	5	3	1
W. Davis, cf	.231	7	26	3	6	0	0	0	0	0	2	3
Gilliam, 3b	.214	7	28	2	6	1	0	0	2	1	0	0
Tracewski, ph-2b	.118	6	17	0	2	0	0	0	0	1	5	0
Koufax, p	.111	3	9	0	1	0	0	0	1	1	5	0
Drysdale, p-ph	.000	3	5	0	0	0	0	0	0	0	4	0
Moon, ph	.000	2	2	0	0	0	0	0	0	0	0	0
Kennedy, 3b-pr	.000	4	1	0	0	0	0	0	0	0	0	0
LeJohn, ph	.000	1	1	0	0	0	0	0	0	0	1	0
Miller, p	.000	2	0	0	0	0	0	0	0	0	0	0
Perranoski, p	.000	2	0	0	0	0	0	0	0	0	0	0
Reed, p	.000	2	0	0	0	0	0	0	0	0	0	0
Brewer, p	.000	1	0	0	0	0	0	0	0	0	0	0
Totals	.274	7	234	24	64	10	1	5	21	13	31	9

Pitchers:	W	L	ERA	G	GS	CG	SHO	SV	IP	H	R	ER	BB	SO
Miller	0	0	0.00	2	0	0	0	0	1.1	0	0	0	0	0
Koufax	2	1	0.38	3	3	2	2	0	24.0	13	2	1	5	29
Osteen	1	1	0.64	2	2	1	1	0	14.0	9	2	1	5	4
Drysdale	1	1	3.86	2	2	1	0	0	11.2	12	9	5	3	15
Brewer	0	0	4.50	1	0	0	0	0	2.0	3	1	1	0	1
Perranoski	0	0	7.36	2	0	0	0	0	3.2	3	3	3	4	1
Reed	0	0	8.10	2	0	0	0	0	3.1	2	3	3	2	4
Totals	4	3	2.10	14	7	4	3	0	60.0	42	20	14	19	54

TWINS:	AVG	G	AB	R	H	2B	3B	HR	RBI	BB	SO	SB
Killebrew, 3b	.286	7	21	2	6	0	0	1	2	6	4	0
Versalles, ss	.286	7	28	3	8	1	1	1	4	2	7	1
Valdespino, lf-ph	.273	5	11	1	3	1	0	0	0	0	1	0
Grant, p	.250	3	8	3	2	1	0	1	3	0	1	0
Nossek, cf-ph	.200	6	20	0	4	0	0	0	0	0	1	0
Quilici, 2b	.200	7	20	2	4	2	0	0	1	4	3	0
Oliva, rf	.192	7	26	2	5	1	0	1	2	1	6	0
Kaat, p	.167	3	6	0	1	0	0	0	2	0	5	0
Hall, cf	.143	2	7	0	1	0	0	0	0	1	5	0
Mincher, 1b	.130	7	23	3	3	0	0	1	1	2	7	0
Allison, lf	.125	5	16	3	2	1	0	1	2	2	9	1
Battay, c	.120	7	25	1	3	0	1	0	2	0	5	0
Rollins, ph	.000	3	2	0	0	0	0	0	0	1	0	0
Zimmerman, c	.000	2	1	0	0	0	0	0	0	0	0	0
Pascual, p	.000	1	1	0	0	0	0	0	0	0	0	0
Klippstein, p	.000	2	0	0	0	0	0	0	0	0	0	0
Merritt, p	.000	2	0	0	0	0	0	0	0	0	0	0
Perry, p	.000	2	0	0	0	0	0	0	0	0	0	0
Worthington, p	.000	2	0	0	0	0	0	0	0	0	0	0
Boswell, p	.000	1	0	0	0	0	0	0	0	0	0	0
Pleis, p	.000	1	0	0	0	0	0	0	0	0	0	0
Totals	.195	7	215	20	42	7	2	6	19	19	54	2

Pitchers:	W	L	ERA	G	GS	CG	SHO	SV	IP	H	R	ER	BB	SO
Worthington	0	0	0.00	2	0	0	0	0	4.0	2	1	0	2	2
Klippstein	0	0	0.00	2	0	0	0	0	2.2	2	0	0	2	3
Merritt	0	0	2.70	2	0	0	0	0	3.1	2	1	1	0	1
Grant	2	1	2.74	3	3	2	0	0	23.0	22	8	7	2	12
Boswell	0	0	3.38	1	0	0	0	0	2.2	3	1	1	2	3
Kaat	1	2	3.77	3	3	1	0	0	14.1	18	7	6	2	6
Perry	0	0	4.50	2	0	0	0	0	4.0	5	2	2	2	4
Pascual	0	1	5.40	1	1	0	0	0	5.0	8	3	3	1	0
Pleis	0	0	9.00	1	0	0	0	0	1.0	2	1	1	0	0
Totals	3	4	3.15	17	7	3	0	0	60.0	64	24	21	13	31

1965 WORLD SERIES (cont.)

GAME 1 Wednesday, October 6 at Minnesota

Los Angeles	0	1	0	0	0	0	0	0	1	—	2	10	1
Minnesota	0	1	6	0	0	1	0	0	x	—	8	10	0

WP — Grant. LP — Drysdale.
 Drysdale, Reed (3), Brewer (5), Perranoski (7) and Roseboro.
 Grant and Battey.
 HR — Fairly, Mincher, Versalles. T — 2:29. A — 47,797.

GAME 2 Thursday, October 7 at Minnesota

Los Angeles	0	0	0	0	0	1	0	0	—	1	7	3
Minnesota	0	0	0	0	2	1	2	x	—	5	9	0

WP — Kaat. LP — Koufax.
 Koufax, Perranoski (7), Miller (8) and Roseboro.
 Kaat and Battey. T — 2:13. A — 48,700.

GAME 3 Saturday, October 9 at Los Angeles

Minnesota	0	0	0	0	0	0	0	—	0	5	0	
Los Angeles	0	0	2	1	1	0	0	x	—	4	10	1

WP — Osteen. LP — Pascual.
 Pascual, Merritt (6), Klippstein (8) and Battey, Zimmerman (7).
 Osteen and Roseboro. T — 2:06. A — 55,934.

GAME 4 Sunday, October 10 at Los Angeles

Minnesota	0	0	0	1	0	1	0	0	—	2	5	2	
Los Angeles	1	1	0	1	0	3	0	1	x	—	7	10	0

WP — Drysdale. LP — Grant.
 Grant, Worthington (6), Pleis (8) and Battey, Zimmerman (7).
 Drysdale and Roseboro.
 HR — Killebrew, Parker, Oliva, Johnson. T — 2:15. A — 55,920.

GAME 5 Monday, October 11 at Los Angeles

Minnesota	0	0	0	0	0	0	0	0	—	0	4	1	
Los Angeles	2	0	2	1	0	0	2	0	x	—	7	14	0

WP — Koufax. LP — Kaat.
 Kaat, Boswell (3), Perry (6) and Battey.
 Koufax and Roseboro. T — 2:34. A — 55,801.

GAME 6 Wednesday, October 13 at Minnesota

Los Angeles	0	0	0	0	0	1	0	0	—	1	6	1
Minnesota	0	0	2	0	3	0	0	x	—	5	6	1

WP — Grant. LP — Osteen.
 Osteen, Reed (6), Miller (8) and Roseboro.
 Grant and Battey.
 HR — Fairly, Allison, Grant. T — 2:16. A — 49,578.

GAME 7 Thursday, October 14 at Minnesota

Los Angeles	0	0	0	2	0	0	0	0	—	2	7	0
Minnesota	0	0	0	0	0	0	0	0	—	0	3	1

WP — Koufax. LP — Kaat.
 Koufax and Roseboro.
 Kaat, Worthington (4), Klippstein (6), Merritt (7), Perry (9) and Battey.
 HR — Johnson. T — 2:27. A — 50,596.



1969 ALCS



Twins vs. Baltimore Orioles

ORIOLES:	AVG	G	AB	R	H	2B	3B	HR	RBI	BB	SO	SB
B. Robinson, 3b	.500	3	14	1	7	1	0	0	0	0	0	0
Motton, ph	.500	2	2	0	1	0	0	0	1	0	0	0
Blair, cf	.400	3	15	1	6	2	0	1	6	2	2	0
Powell, 1b	.385	3	13	2	5	0	0	1	1	2	0	0
F. Robinson, rf	.333	3	12	1	4	2	0	1	2	3	3	0
Buford, lf	.286	3	14	3	4	1	0	0	1	3	0	0
Belanger, ss	.267	3	15	4	4	0	1	1	1	0	0	0
Hendricks, ph-c	.250	3	8	2	2	2	0	0	3	1	2	0
Johnson, 2b	.231	3	13	2	3	0	0	0	0	2	1	0
Palmer, p	.000	1	5	0	0	0	0	0	0	0	3	0
Etchebarren, c	.000	2	4	0	0	0	0	0	0	0	0	0
McNally, p	.000	1	4	0	0	0	0	0	0	0	2	0
Guellar, p	.000	1	2	0	0	0	0	0	0	0	1	0
May, ph	.000	1	1	0	0	0	0	0	0	0	0	0
Salmon, ph	.000	1	1	0	0	0	0	0	0	0	0	0
R. Hall, p	.000	1	0	0	0	0	0	0	0	0	0	0
Lopez, p	.000	1	0	0	0	0	0	0	0	0	0	0
Rettenmund, ph	.000	1	0	0	0	0	0	0	0	0	0	0
Richert, p	.000	1	0	0	0	0	0	0	0	0	0	0
Watt, p	.000	1	0	0	0	0	0	0	0	0	0	0
Totals	.293	3	123	16	36	8	1	4	15	13	14	0

Pitchers:	W	L	ERA	G	GS	CG	SHO	SV	IP	H	R	ER	BB	SO
McNally	1	0	0.00	1	1	1	1	0	11.0	3	0	0	5	11
Watt	0	0	0.00	1	0	0	0	1	2.0	0	0	0	0	2
Richert	0	0	0.00	1	0	0	0	0	1.0	0	0	0	0	2
R. Hall	1	0	0.00	1	0	0	0	0	0.2	0	0	0	0	1
Lopez	0	0	0.00	1	0	0	0	0	0.1	1	0	0	2	0
Palmer	1	0	2.00	1	1	1	1	0	9.0	10	2	2	2	4
Guellar	0	0	2.25	1	1	0	0	0	8.0	3	3	2	1	7
Totals	3	0	1.13	7	3	2	1	0	32.0	17	5	4	12	27

POSTERSON

Did you know?

...that the Twins have hosted two Major League All-Star Games, in 1965 and 1985.

1969 ALCS (cont.)

TWINS:	AVG	G	AB	R	H	2B	3B	HR	RBI	BB	SO	SB
Nettles, ph	1.000	1	1	0	1	0	0	0	0	0	0	0
Woodson, p	1.000	1	1	0	1	0	0	0	0	0	0	0
Oliva, rf	.385	3	13	3	5	2	0	1	2	1	3	1
Roseboro, c	.200	2	5	0	1	0	0	0	0	0	0	0
Reese, lb	.167	3	12	0	2	0	0	0	2	1	1	0
Uhlhaender, lf	.167	2	6	0	1	0	0	0	0	0	0	0
Cardenas, ss	.154	3	13	0	2	0	1	0	0	0	7	0
Mitterwald, c	.143	2	7	0	1	0	0	0	0	1	3	0
Killebrew, 3b	.125	3	8	2	1	1	0	0	0	6	2	0
Tovar, cf	.077	3	13	0	1	0	0	0	0	1	2	1
Carew, 2b	.071	3	14	0	1	0	0	0	0	1	4	0
Allison, lf	.000	2	8	0	0	0	0	0	1	0	0	0
Boswell, p	.000	1	4	0	0	0	0	0	0	0	4	0
Perry, p	.000	1	3	0	0	0	0	0	0	0	1	0
Perranoski, p	.000	3	1	0	0	0	0	0	0	0	0	0
Renick, ph	.000	1	1	0	0	0	0	0	0	0	0	0
Chance, p	1	0	0	0	0	0	0	0	0	0	0	0
Grzenda, p	1	0	0	0	0	0	0	0	0	0	0	0
T. Hall, p	1	0	0	0	0	0	0	0	0	0	0	0
Manuel, ph	1	0	0	0	0	0	0	0	1	0	0	0
Miller, p	1	0	0	0	0	0	0	0	0	0	0	0
Worthington, p	1	0	0	0	0	0	0	0	0	0	0	0
Totals	.155	3	110	5	17	3	1	1	5	12	27	2

Pitchers:	W	L	ERA	G	GS	CG	SHO	SV	IP	H	R	ER	BB	SO
Grzenda	0	0	0.00	1	0	0	0	0	0.2	0	0	0	0	0
T. Hall	0	0	0.00	1	0	0	0	0	0.2	0	0	0	0	0
Boswell	0	1	0.84	1	0	0	0	0	10.2	7	1	1	7	4
Perry	0	0	3.38	1	1	0	0	0	8.0	6	3	3	3	3
Miller	0	1	5.40	1	1	0	0	0	1.2	5	3	1	0	0
Perranoski	0	1	5.79	3	0	0	0	0	4.2	8	3	3	0	2
Worthington	0	0	6.75	1	0	0	0	0	1.1	3	1	1	0	1
Woodson	0	0	10.80	1	0	0	0	0	1.2	3	2	2	3	2
Chance	0	0	13.50	1	0	0	0	0	2.0	4	3	3	0	2
Totals	0	3	4.02	11	3	0	0	0	31.1	36	16	14	13	14

GAME 1 Saturday, October 4 at Baltimore

Minnesota	0	0	0	0	1	0	2	0	0	0	0	0	0	0	—	3	4	2
Baltimore	0	0	0	1	1	0	0	0	1	0	0	1	—	4	10	1	0	1

WP—Hall. LP—Perranoski.

Perry, Perranoski (9) and Mitterwald, Roseboro (12).

Cuellar, Richert (9), Watt (10), Lopez (12), R. Hall (12) and Hendricks, Etchebarren (10).

HR—F. Robinson, Belanger, Oliva, Powell.

T—3:29. A—39,324.

GAME 3 Monday, October 6 at Minnesota

Baltimore	0	3	0	2	0	1	0	2	3	—	11	18	0
Minnesota	1	0	0	0	1	0	0	0	0	—	2	10	2

WP—Palmer. LP—Miller.

Palmer and Hendricks.

Miller, Woodson (2), T. Hall (4), Worthington (5), Grzenda (6), Chance (7), Perranoski (9) and Roseboro.

HR—Blair. T—2:48. A—32,735.

GAME 2 Sunday, October 5 at Baltimore


Minnesota	0	0	0	0	0	0	0	0	0	0	0	0	—	0	3	1
Baltimore	0	0	0	0	0	0	0	0	0	0	1	—	1	8	0	0

WP—McNally. LP—Boswell.

Boswell, Perranoski (11) and Mitterwald.

McNally and Etchebarren, Hendricks (10).

T—3:17. A—41,704.





Twins vs. Baltimore Orioles

ORIOLES:	AVG	G	AB	R	H	2B	3B	HR	RBI	BB	SO	SB
B. Robinson, 3b	.583	3	12	3	7	2	0	0	1	0	1	0
Cuellar, p	.500	1	2	1	1	0	0	1	4	0	1	0
R. Hall, p	.500	1	2	1	1	0	0	0	0	0	1	0
Powell, 1b	.429	3	14	2	6	2	0	1	6	0	3	0
Buford, lf	.429	2	7	2	3	1	0	1	3	2	0	0
Hendricks, c	.400	1	5	2	2	0	0	0	0	0	1	0
McNally, p	.400	1	5	1	2	1	0	0	1	0	1	0
Johnson, 2b	.364	3	11	4	4	0	0	2	4	1	1	0
Belanger, ss	.333	3	12	5	4	0	0	0	1	1	0	0
Rettenmund, lf	.333	1	3	1	1	0	0	0	1	2	1	1
Palmer, p	.250	1	4	1	1	1	0	0	1	0	0	0
F. Robinson, rf	.200	3	10	3	2	0	0	1	2	5	2	0
Etchebarren, c	.111	2	9	1	1	0	0	0	0	0	3	0
Blair, cf	.077	3	13	0	1	0	0	0	0	1	4	0
Totals	.330	3	109	27	36	7	0	6	24	12	19	1

Pitchers:	W	L	ERA	G	GS	CG	SHO	SV	IP	H	R	ER	BB	SO
R. Hall	1	0	0.00	1	0	0	0	0	4.2	1	0	0	0	3
Palmer	1	0	1.00	1	1	1	0	0	9.0	7	1	1	1	12
McNally	1	0	3.00	1	1	1	0	0	9.0	6	3	3	5	5
Cuellar	0	0	12.46	1	1	0	0	0	4.1	10	6	6	1	2
Totals	3	0	3.33	4	3	2	0	0	27.0	24	10	10	9	22

TWINS:	AVG	G	AB	R	H	2B	3B	HR	RBI	BB	SO	SB
Oliva, rf	.500	3	12	2	6	2	0	1	1	0	1	0
Mitterwald, c	.500	2	8	2	4	1	0	0	2	0	2	0
Tovar, cf-2b-lf	.385	3	13	2	5	0	1	0	1	0	0	0
Killebrew, 3b-1b	.273	3	11	2	3	0	0	2	4	2	4	0
Ratliff, c	.250	1	4	0	1	0	0	0	0	0	1	0
Renick, 3b-ph	.200	2	5	0	1	0	0	0	0	0	1	0
Cardenas, ss	.182	3	11	1	2	0	0	0	1	1	1	0
Reese, 1b	.143	2	7	0	1	0	0	0	0	1	1	0
Thompson, 2b	.125	3	8	0	1	1	0	0	0	1	0	0
Alyea, lf-ph	.000	3	7	1	0	0	0	0	0	2	3	0
Holt, ph-cf-pr	.000	3	5	0	0	0	0	0	0	0	2	0
Allison, ph	.000	3	2	0	0	0	0	0	0	1	1	0
Quilico, 2b-ph	.000	3	2	0	0	0	0	0	0	0	1	0
Carew, ph	.000	2	2	0	0	0	0	0	0	0	1	0
T. Hall, p	.000	2	1	0	0	0	0	0	0	0	1	0
Perry, p	.000	2	1	0	0	0	0	0	1	0	0	0
Kaat, p	.000	1	1	0	0	0	0	0	0	0	1	0
Manuel, ph	.000	1	1	0	0	0	0	0	0	0	1	0
Perranoski, p	.000	2	0	0	0	0	0	0	0	0	0	0
Tiant, p-pr	.000	2	0	0	0	0	0	0	0	0	0	0
Williams, p	.000	2	0	0	0	0	0	0	0	1	0	0
Zepp, p	.000	2	0	0	0	0	0	0	0	0	0	0
Blyleven, p	.000	1	0	0	0	0	0	0	0	0	0	0
Woodson, p	.000	1	0	0	0	0	0	0	0	0	0	0
Totals	.238	3	101	10	24	4	1	3	10	9	22	0

Pitchers:	W	L	ERA	G	GS	CH	SHO	SV	IP	H	R	ER	BB	SO
Williams	0	0	0.00	2	0	0	0	0	6.0	2	0	0	1	2
Blyleven	0	0	0.00	1	0	0	0	0	2.0	2	1	0	0	2
T. Hall	0	1	6.75	2	1	0	0	0	5.1	6	4	4	4	6
Zepp	0	0	6.75	2	0	0	0	0	1.1	2	1	1	2	2
Kaat	0	1	9.00	1	1	0	0	0	2.0	6	4	2	2	1
Woodson	0	0	9.00	1	0	0	0	0	1.0	2	1	1	1	0
Perry	0	1	13.50	2	1	0	0	0	5.1	10	9	8	1	3
Tiant	0	0	13.50	1	0	0	0	0	0.2	1	2	1	0	0
Perranoski	0	0	19.29	2	0	0	0	0	2.1	5	5	5	1	3
Totals	0	3	7.62	14	3	0	0	0	26.0	36	27	22	12	19

POSTSEASON

Did you know?



...that in 1991 the Twins became the first team in Major League history to go from last place one season, to World Champions the next.

1970 ALCS (cont.)

GAME 1 Saturday, October 3 at Minnesota

Baltimore	0	2	0	7	0	1	0	0	0	0	—	10	13	0
Minnesota	1	1	0	1	3	0	0	0	0	0	—	6	11	2
WP	—Hall. LP—Perry.													
Cuellar, R. Hall (5) and Hendricks.														
Perry, Zepp (4), Woodson (5), Williams (6), Perranoski (9) and Mitterwald. HR														
—Cuellar, Buford, Powell, Killebrew.														
T—2:36. A—26, 847.														

GAME 3 Monday, October 5 at Baltimore

Minnesota	0	0	0	0	1	0	0	0	0	—	1	7	2
Baltimore	1	1	3	0	0	0	1	0	x	—	6	10	0
WP	—Palmer. LP—Kaat.												
Kaat, Blyleven (3), T. Hall (5), Perry (7) and Ratliff.													
Palmer and Etchebarren.													
HR—Johnson. T—2:20. A—27,608.													

GAME 2 Sunday, October 4 at Minnesota

Baltimore	1	0	2	1	0	0	0	0	7	—	11	13	0
Minnesota	0	0	0	3	0	0	0	0	0	—	3	6	2
WP	—McNally. LP—Hall.												
McNally and Etchebarren.													
T. Hall, Zepp (4), Williams (5), Perranoski (8), Tiant (9) and Mitterwald. HR													
—F. Robinson, Killebrew, Oliva, Johnson.													
T—2:59. A—27,490.													

1987 ALCS

Twins vs. Detroit Tigers

TIGERS:	AVG	G	AB	R	H	2B	3B	HR	RBI	BB	SO	SB
Grubb, ph-dh	.571	4	7	0	4	0	0	0	0	0	1	0
Morrison, dh-3b	.400	2	5	1	2	0	0	0	0	0	1	0
Herdon, rf-ph-dh	.333	3	9	1	3	1	0	0	2	1	1	1
Sheridan, rf-pr	.300	5	10	2	3	1	0	1	2	0	2	0
Evans, 1b-3b	.294	5	17	0	5	0	0	0	0	4	2	0
Gibson, lf	.286	5	21	4	6	1	0	1	4	3	8	3
Heath, c	.286	3	7	1	2	0	0	1	2	0	0	0
Lemon, cf	.278	5	18	4	5	0	0	2	4	1	4	0
Bergman, ph-dh-1b	.250	4	4	0	1	0	0	0	2	0	1	0
Trammell, ss	.200	5	20	3	4	1	0	0	2	1	2	0
Whitaker, 2b	.176	5	17	4	3	0	0	1	1	7	3	1
Nokes, ph-dh-c	.143	5	14	2	2	0	0	1	2	1	4	0
Brookens, 3b	.000	5	13	0	0	0	0	0	0	0	3	0
Madlock, dh	.000	1	5	0	0	0	0	0	0	0	3	0
Totals	.240	5	167	23	40	4	0	7	21	18	35	5

Pitchers:	W	L	ERA	G	GS	CG	SHO	SV	IP	H	R	ER	BB	SO
Petry	0	0	0.00	1	0	0	0	0	3.1	1	1	0	0	1
Hernandez	0	0	0.00	1	0	0	0	0	0.1	2	0	0	0	0
Robinson	0	0	0.00	1	0	0	0	0	0.1	1	0	0	0	0
Thurmond	0	0	0.00	1	0	0	0	0	0.1	0	0	0	0	0
King	0	0	1.69	2	0	0	0	0	5.1	3	1	1	2	4
Tanana	0	1	5.06	1	1	0	0	0	5.1	6	4	3	4	1
Morris	0	1	6.75	1	1	1	0	0	8.0	6	6	6	3	7
Terrell	0	0	9.00	1	1	0	0	0	6.0	7	6	6	4	4
Alexander	0	2	10.00	2	2	0	0	0	9.0	14	10	10	1	5
Henneman	1	0	10.80	1	0	0	0	0	5.0	6	6	6	6	3
Totals	1	4	6.70	12	5	1	0	0	43.0	46	34	32	20	25

TWINS:	AVG	G	AB	R	H	2B	3B	HR	RBI	BB	SO	SB
Larkin, ph	1.000	1	1	0	1	1	0	0	1	0	0	0
Butera, c	.667	1	3	0	2	0	0	0	0	0	0	0
Brunansky, rf	.412	5	17	5	7	4	0	2	9	4	3	0
Baylor, ph-dh	.400	2	5	0	2	0	0	0	1	0	0	0
Gladden, lf	.350	5	20	5	7	2	0	0	5	2	1	0
Gaetti, 3b	.300	5	20	5	6	1	0	2	5	1	3	0
Gagne, ss	.278	5	18	5	5	3	0	2	3	3	4	0
Lombardozzi, 2b-pr	.267	5	15	2	4	0	0	0	1	2	2	0
Bush, dh	.250	4	12	4	3	0	1	0	2	3	2	3
Puckett, cf	.208	5	24	3	5	1	0	1	3	0	5	1
Hrbek, 1b	.150	5	20	4	3	0	0	1	1	3	0	0
Laudner, c	.071	5	14	1	1	1	0	0	2	2	5	0
Newman, 2b	.000	1	2	0	0	0	0	0	0	0	0	0
Davidson, pr	.000	1	0	0	0	0	0	0	0	0	0	0
Totals	.269	5	171	34	46	13	1	8	33	20	25	4

Pitchers:	W	L	ERA	G	GS	CG	SHO	SV	IP	H	R	ER	BB	SO
Schatzeder	0	0	0.00	2	0	0	0	0	4.1	2	0	0	0	5
Atherton	0	0	0.00	1	0	0	0	0	0.1	1	0	0	0	0
Berenguer	0	0	1.50	4	0	0	0	1	6.0	1	1	1	3	6
Blyleven	2	0	4.05	2	2	0	0	0	13.1	12	6	6	3	9
Reardon	1	1	5.06	4	0	0	0	2	5.1	7	3	3	3	5
Viola	1	0	5.25	2	2	0	0	0	12.0	14	8	7	5	9
Straker	0	0	16.88	1	1	0	0	0	2.2	3	5	5	4	1
Totals	4	1	4.50	16	5	0	0	3	44.0	40	23	22	18	35

1987 RLCS (cont.)

GAME 1 Wednesday, October 7 at Minnesota

Detroit 0 0 1 0 0 1 1 2 0 — 5 10 0
Minnesota 0 1 0 0 3 0 0 4 x — 8 10 0
 WP —Reardon. LP —Alexander.
 Alexander, Henneman (8), Hernandez (8), King (8) and Heath.
 Viola, Reardon (8) and Laudner.
 HR —Gaetti 2, Heath, Gibson. T —2:46. A —53,269.

GAME 2 Thursday, October 8 at Minnesota

Detroit 0 2 0 0 0 0 0 1 0 — 3 7 1
Minnesota 0 3 0 2 1 0 0 0 x — 6 6 0
 WP —Blyleven. LP —Morris. Save —Berenguer.
 Morris and Heath, Nokes (8).
 Blyleven, Berenguer (8) and Laudner.
 HR —Lemon, Hrbek, Whitaker. T —2:54. A —55,245.

GAME 3 Saturday, October 10 at Detroit

Minnesota 0 0 0 2 0 2 2 0 0 — 6 8 1
 Detroit 0 0 5 0 0 0 0 2 x — 7 7 0
 WP —Henneman. LP —Reardon.
 Straker, Schatzeder (3), Berenguer (7), Reardon (8) and Butera, Laudner (7).
 Terrell, Henneman (7) and Nokes.
 HR —Gagne, Brunansky, Sheridan. T —3:29. A —49,730.

GAME 4 Sunday, October 11 at Detroit

Minnesota 0 0 1 1 1 1 0 1 0 — 5 7 1
 Detroit 1 0 0 0 1 1 0 0 0 — 3 7 3
 WP —Viola. LP —Tanana. Save —Reardon.
 Viola, Atherton (6), Berenguer (6), Reardon (9) and Laudner.
 Tanana, Petry (6), Thurmond (9) and Heath.
 HR —Puckett, Gagne. T —3:24. A —51,939.

GAME 5 Monday, October 12 at Detroit

Minnesota 0 4 0 0 0 0 1 1 3 — 9 15 1
 Detroit 0 0 0 3 0 0 0 1 1 — 5 9 1
 WP —Blyleven. LP —Alexander. Save —Reardon.
 Blyleven, Schatzeder (7), Berenguer (8), Reardon (8) and Laudner.
 Alexander, King (2), Henneman (7), Robinson (9) and Nokes.
 HR —Nokes, Lemon, Brunansky. T —3:14. A —47,448.



1987 WORLD SERIES

Twins vs. St. Louis Cardinals

CARDINALS:	AVG	G	AB	R	H	2B	3B	HR	RBI	BB	SO	SB
Pendleton, dh-ph	.429	3	7	2	3	0	0	0	1	1	1	2
Pena, c-dh	.409	7	22	2	9	1	0	0	4	3	2	1
McGee, cf	.370	7	27	2	10	2	0	0	4	0	9	0
Lindeman, 1b-ph-rf	.333	6	15	3	5	1	0	0	2	0	3	0
Lake, c	.333	3	3	0	1	0	0	0	1	0	0	0
Ford, rf-ph	.308	5	13	1	4	0	0	0	2	1	1	0
Herr, 2b	.250	7	28	2	7	0	0	1	1	2	2	0
Oquendo, rf-3b	.250	7	24	2	6	0	0	0	2	1	4	0
Pagnozzi, dh-ph	.250	2	4	0	1	0	0	0	0	0	0	0
Driessen, 1b	.231	4	13	3	3	2	0	0	1	1	1	0
Smith, ss	.214	7	28	3	6	0	0	0	2	2	3	2
Coleman, lf	.143	7	28	5	4	2	0	0	2	2	10	6
Lawless, 3b	.100	3	10	1	1	0	0	1	3	0	4	0
Cox, p	.000	3	2	0	0	0	0	0	0	0	1	0
Forsch, p	.000	3	2	0	0	0	0	0	0	0	0	0
Tudor, p	.000	2	2	0	0	0	0	0	0	0	2	0
Morris, rf	.000	1	2	0	0	0	0	0	0	0	0	0
Dayley, p	.000	4	1	0	0	0	0	0	0	0	1	0
Mathews, p	.000	1	1	0	0	0	0	0	0	0	0	0
Worrell, p	.000	4	0	0	0	0	0	0	0	0	0	0
Horton, p	.000	2	0	0	0	0	0	0	0	0	0	0
Magrane, p	.000	2	0	0	0	0	0	0	0	0	0	0
Tunnell, p	.000	2	0	0	0	0	0	0	0	0	0	0
Johnson, pr	.000	1	0	0	0	0	0	0	0	0	0	0
Totals	.259	7	232	26	60	8	0	2	25	13	44	12

Pitchers:	W	L	ERA	G	GS	CG	SHO	SV	IP	H	R	ER	BB	SO
Worrell	0	0	1.29	4	0	0	0	2	7.0	6	1	1	1	4
Dayley	0	0	1.93	4	0	0	0	1	4.2	2	1	1	0	3
Tunnell	0	0	2.08	2	0	0	0	0	4.1	4	2	1	2	1
Mathews	0	0	2.45	1	1	0	0	0	3.2	2	1	1	2	3
Tudor	1	1	5.73	2	2	0	0	0	11.0	15	7	7	3	8
Horton	0	0	6.00	2	0	0	0	0	3.0	5	2	2	2	0
Cox	1	2	7.71	3	2	0	0	0	11.2	13	10	10	8	9
Magrane	0	1	8.59	2	2	0	0	0	7.1	9	7	7	5	5
Forsch	1	0	9.95	3	0	0	0	0	6.1	8	7	7	5	3
Totals	3	4	5.64	23	7	0	0	3	59.0	64	38	37	29	36

POSTSEASON

1987 WORLD SERIES (cont.)

TWINS:	AVG	G	AB	R	H	2B	3B	HR	RBI	BB	SO	SB		
Smalley, ph	.500	4	2	0	1	1	0	0	0	2	0	0		
Lombardozi, 2b	.412	6	17	3	7	1	0	1	4	2	2	0		
Baylor, dh-ph	.385	5	13	3	5	0	0	1	3	1	1	0		
Puckett, cf	.357	7	28	5	10	1	1	0	3	2	1	1		
Laudner, c	.318	7	22	4	7	1	0	1	4	5	4	0		
Gladden, lf	.290	7	31	3	9	2	1	1	7	3	4	2		
Gaetti, 3b	.259	7	27	4	7	2	1	1	4	2	5	2		
Hrbek, 1b	.208	7	24	4	5	0	0	1	6	5	3	0		
Gagne, ss	.200	7	30	5	6	1	0	1	3	1	6	0		
Brunansky, rf	.200	7	25	5	5	0	0	0	2	4	4	1		
Newman, pr-2b-ph	.200	4	5	0	1	1	0	0	0	1	1	0		
Bush, dh-ph	.167	4	6	1	1	1	0	0	2	0	1	0		
Larkin, 1b-ph	.000	5	3	1	0	0	0	0	0	1	0	0		
Straker, p	.000	2	2	0	0	0	0	0	0	0	2	0		
Viola, p	.000	3	1	0	0	0	0	0	0	0	1	0		
Byleven, p	.000	2	1	0	0	0	0	0	0	0	1	0		
Davidson, rf-ph	.000	2	1	0	0	0	0	0	0	0	0	0		
Reardon, p	.000	4	0	0	0	0	0	0	0	0	0	0		
Berenguer, p	.000	3	0	0	0	0	0	0	0	0	0	0		
Schatzeder, p	.000	3	0	0	0	0	0	0	0	0	0	0		
Atherton, p	.000	2	0	0	0	0	0	0	0	0	0	0		
Butera, c	.000	1	0	0	0	0	0	0	0	0	0	0		
Frazier, p	.000	1	0	0	0	0	0	0	0	0	0	0		
Niekro, p	.000	1	0	0	0	0	0	0	0	0	0	0		
Totals	.269	7	238	38	64	10	3	38	29	36	6	6		
Pitchers:	W	L	ERA	G	GS	CG	SHO	SV	IP	H	R	ER	BB	SO
Reardon	0	0	0.00	4	0	0	0	1	4.2	5	0	0	0	3
Frazier	0	0	0.00	1	0	0	0	0	2.0	1	0	0	0	2
Niekro	0	0	0.00	1	0	0	0	0	2.0	1	0	0	1	1
Byleven	1	1	2.77	2	2	0	0	0	13.0	13	5	4	2	12
Viola	2	1	3.72	3	3	0	0	0	19.1	17	8	8	3	16
Straker	0	0	4.00	2	2	0	0	0	9.0	9	4	4	3	6
Schatzeder	1	0	6.23	3	0	0	0	0	4.1	4	3	3	3	3
Atherton	0	0	6.75	2	0	0	0	0	1.1	0	1	1	1	0
Berenguer	0	1	10.38	3	0	0	0	0	4.1	10	5	5	0	4
Totals	4	3	3.75	21	7	0	0	1	60.0	60	26	25	13	11

GAME 1 Saturday, October 17 at Minnesota

St. Louis	0	1	0	0	0	0	0	0	—	1	5	1	
Minnesota	0	0	0	7	2	0	1	0	x	—	10	11	0

WP—Viola. LP—Magrane.
Magrane, Forsch (4), Horton (7) and Pena, Lake (8).
Viola, Atherton (9) and Laudner.
HR—Gladden, Lombardozi. T—2:39. A—55,171.

GAME 2 Sunday, October 18 at Minnesota

St. Louis	0	0	0	0	1	0	1	2	0	—	4	9	0
Minnesota	0	1	0	6	0	1	0	0	x	—	8	10	0

WP—Byleven. LP—Cox.
Cox, Tunnell (4), Dayley (7), Worrell (8) and Pena.
Byleven, Berenguer (8), Reardon (9) and Laudner.
HR—Gaetti, Laudner. T—2:42. A—55,257.

GAME 3 Tuesday, October 20 at St. Louis

Minnesota	0	0	0	0	0	1	0	0	0	—	1	5	1
St. Louis	0	0	0	0	0	0	3	0	x	—	3	9	1

WP—Tudor. LP—Berenguer. Save—Worrell.
Straker, Berenguer (7), Schatzeder (7) and Laudner.
Tudor, Worrell (8) and Pena.
T—2:45. A—55,347.

GAME 4 Wednesday, October 21 at St. Louis

Minnesota	0	0	1	0	1	0	0	0	0	—	2	7	1
St. Louis	0	0	1	6	0	0	0	0	x	—	7	10	1

WP—Forsch. LP—Viola. Save—Dayley.
Viola, Schatzeder (4), Niekro (5), Frazier (7) and Laudner, Butera (8).
Mathews, Forsch (4), Dayley (7) and Pena.
HR—Gagne, Lawless. T—3:11. A—55,347.

GAME 5 Thursday, October 22 at St. Louis

Minnesota	0	0	0	0	0	0	0	2	0	—	2	6	1
St. Louis	0	0	0	0	3	1	0	x	—	4	10	1	

WP—Cox. LP—Byleven. Save—Worrell.
Byleven, Atherton (7), Reardon (7) and Laudner.
Cox, Dayley (8), Worrell (8) and Pena, Lake (9).
T—3:21. A—55,347.

GAME 6 Saturday, October 24 at Minnesota

St. Louis	1	1	0	2	1	0	0	0	0	—	5	11	2
Minnesota	2	0	0	4	4	0	1	x	—	11	15	0	

WP—Schatzeder. LP—Tudor.
Tudor, Horton (5), Forsch (6), Dayley (6), Tunnell (7) and Pena.
Straker, Schatzeder (4), Berenguer (6), Reardon (9) and Laudner.
HR—Herr, Baylor, Hrbek. T—3:22. A—55,293.

GAME 7 Sunday, October 25 at Minnesota

St. Louis	0	2	0	0	0	0	0	0	0	—	2	6	1
Minnesota	0	1	0	1	1	0	1	x	—	4	10	0	

WP—Viola. LP—Cox. Save—Reardon.
Magrane, Cox (5), Worrell (6) and Lake.
Viola, Reardon (9) and Laudner. T—3:04. A—55,376.

Did you know?

...that the 1987 World Series was the first in which games were played indoors.

1991 ALCS

Twins vs. Toronto Blue Jays

BLUE JAYS:	AVG	G	AB	R	H	2B	3B	HR	RBI	BB	SO	SB
Alomar, 2b	.474	5	19	3	9	0	0	0	4	2	3	2
White, cf	.364	5	22	5	8	1	0	0	0	2	3	3
Gruber, 3b	.286	5	21	1	6	1	0	0	4	0	4	1
Borders, c	.263	5	19	0	5	1	0	0	2	0	0	0
Carter, rf-dh	.263	5	19	3	5	2	0	1	4	1	5	0
Wilson, pr-ff	.250	3	8	1	2	0	0	0	0	1	3	1
Olerud, 1b	.158	5	19	1	3	0	0	0	3	3	1	0
Lee, ss	.125	5	16	3	2	0	0	0	0	1	5	0
Mulliniks, dh-ph	.125	5	8	1	1	0	0	0	0	3	0	0
Maldonado, lf-rf	.100	5	20	1	2	1	0	0	1	1	6	0
Ducey, pr-rf	.000	1	1	0	0	0	0	0	0	0	0	0
Tabler, ph-dh	.000	2	1	0	0	0	0	0	0	1	0	0
Gonzales, pr-ss	.000	2	0	0	0	0	0	0	0	0	0	0
Totals	.249	5	173	19	43	6	0	1	18	15	30	7

Pitchers:	W	L	ERA	G	GS	CG	SHO	SV	IP	H	R	ER	BB	SO	
Henke	0	0	0.00	2	0	0	0	0	2.2	0	0	0	0	1	5
Acker	0	0	0.00	1	0	0	0	0	0.2	1	0	0	0	0	1
Wells	0	0	2.35	4	0	0	0	0	7.2	6	2	2	2	2	9
Key	0	0	3.00	1	1	0	0	0	6.0	5	2	2	2	1	1
Guzman	1	0	3.18	1	1	0	0	0	5.2	4	2	2	4	2	5
Timlin	0	1	3.18	4	0	0	0	0	5.2	5	4	2	2	2	5
Ward	0	1	6.23	2	0	0	0	1	4.1	4	3	3	1	6	6
Candiotti	0	1	8.22	2	2	0	0	0	7.2	17	9	7	2	5	5
MacDonald	0	0	9.00	1	0	0	0	0	1.0	1	1	1	1	1	0
Stottlemire	0	1	9.82	1	1	0	0	0	3.2	7	4	4	1	3	3
Totals	1	4	4.60	5	5	0	0	1	45.0	50	27	23	15	37	37

TWINS:	AVG	G	AB	R	H	2B	3B	HR	RBI	BB	SO	SB
Puckett, cf	.429	5	21	4	9	1	0	2	6	1	4	0
Knoblauch, 2b	.350	5	20	5	7	2	0	0	3	3	3	2
Mack, rf	.333	5	18	4	6	1	1	0	3	2	4	2
Pagliarulo, 3b-ph	.333	5	15	4	5	1	0	1	3	0	2	0
Davis, dh	.294	5	17	3	5	2	0	0	2	5	8	1
Harper, c	.278	5	18	1	5	2	0	0	1	0	2	0
Gladden, lf	.261	5	23	4	6	0	0	0	3	1	3	3
Gagne, ss	.235	5	17	1	4	0	0	0	1	1	5	0
Hrbek, 1b	.143	5	21	0	3	0	0	0	3	1	3	0
Leius, 3b	.000	3	4	0	0	0	0	0	0	1	1	0
Larkin, ph	.000	3	3	0	0	0	0	0	0	0	1	0
Ortiz, c	.000	3	3	0	0	0	0	0	0	0	0	0
Sorrento, ph	.000	1	1	0	0	0	0	0	0	0	1	0
Newman, 3b-ss	.000	2	0	0	0	0	0	0	0	0	0	0
Brown, pr	.000	1	0	1	0	0	0	0	0	0	0	0
Totals	.276	5	181	27	50	9	1	3	25	15	37	8

Pitchers:	W	L	ERA	G	GS	CG	SHO	SV	IP	H	R	ER	BB	SO
West	1	0	0.00	2	0	0	0	0	5.2	1	0	0	4	4
Willis	0	0	0.00	3	0	0	0	0	5.1	2	0	0	0	3
Aguilera	0	0	0.00	3	0	0	0	3	3.1	1	0	0	0	3
Guthrie	1	0	0.00	2	0	0	0	0	2.2	0	0	0	0	0
Bedrosian	0	0	0.00	2	0	0	0	0	1.1	3	2	0	2	2
Morris	2	0	4.05	2	2	0	0	0	13.1	17	6	6	1	7
Erickson	0	0	4.50	1	1	0	0	0	4.0	3	2	2	5	2
Tapani	0	1	7.84	2	2	0	0	0	10.1	16	9	9	3	9
Totals	4	1	3.33	5	5	0	0	3	46.0	43	19	17	15	30

TWINS' TITLE CLINCHING DATES

Year	Game	Date	Details
1965	157	September 26	Twins defeated Washington 2-1 at Washington
1969	153	September 22	Twins defeated Kansas City 4-3 at Kansas City
1970	154	September 22	Twins defeated Oakland 5-3 at Oakland
1987	157	September 28	Twins defeated Texas 5-3 at Texas
1991	155	September 29	Twins lost 2-1 at Toronto while Chicago lost 2-1 to Seattle
2002	150	September 15	Twins won 5-0 at Cleveland while Chicago lost 8-4 to New York
2003	157	September 23	Twins won 4-1 vs. Cleveland while Chicago and Kansas City lost
2004	150	September 20	Twins defeated Chicago 8-2 at Chicago
2006	162	October 1	Twins won 5-1 vs. Chicago while Detroit lost 10-8 to Kansas City
2009	163	October 6	Twins defeated Detroit 6-5 in 12 innings in Central Division Tiebreaker game
2010	151	September 21	Twins defeat Cleveland 6-4, 91st win of season, Gardenhire's 800th career win

RLCS (cont.)

GAME 1 Tuesday, October 8 at Minnesota

Toronto	0	0	0	1	0	3	0	0	0	—	4	9	2
Minnesota	2	2	1	0	0	0	0	0	x	—	5	11	0

WP—Morris. LP—Candiotti. Save—Aguilera.
Candiotti, Wells (3), Timlin (6) and Borders.
Morris, Willis (6), Aguilera (8) and Harper, Ortiz (8).
T—3:17. A—54,766.

GAME 2 Wednesday, October 9 at Minnesota

Toronto	1	0	2	0	0	0	2	0	0	—	5	9	0
Minnesota	0	0	1	0	0	1	0	0	0	—	2	5	1

WP—Guzman. LP—Tapani. Save—Ward.
Guzman, Henke (6), Ward (8) and Borders.
Tapani, Bedrosian (7), Guthrie (7) and Harper.
T—3:02. A—54,816.

GAME 3 Friday, October 11 at Toronto

Minnesota	0	0	0	0	1	1	0	0	0	1	—	3	7	0
Toronto	2	0	0	0	0	0	0	0	0	0	—	2	5	1

WP—Guthrie. LP—Timlin. Save—Aguilera.
Erickson, West (5), Willis (7), Guthrie (9), Aguilera (10) and Ortiz, Harper (10).
Key, Wells (7), Henke (8), Timlin (10) and Borders.
HR—Carter, Pagliarulo. T—3:36. A—51,454.

GAME 4 Saturday, October 12 at Toronto

Minnesota	0	0	0	4	0	2	1	1	1	—	9	13	0
Toronto	0	1	0	0	0	1	0	0	1	—	3	11	2

WP—Morris. LP—Stottleyre.
Morris, Bedrosian (9) and Harper.
Stottleyre, Wells (4), Acker (6), Timlin (7), MacDonald (9) and Borders.
HR—Puckett. T—3:15. A—51,526.

GAME 5 Sunday, October 13 at Toronto

Minnesota	1	1	0	0	0	3	0	3	0	—	8	14	2
Toronto	0	0	3	2	0	0	0	0	0	—	5	9	1

WP—West. LP—Ward. Save—Aguilera.
Tapani, West (5), Willis (8), Aguilera (9) and Harper, Ortiz (9).
Candiotti, Timlin (6), Ward (6), Wells (8) and Borders.
HR—Puckett. T—3:29. A—51,425.



1991 WORLD SERIES

Twins vs. Atlanta Braves

BRAVES:	AVG	G	AB	R	H	2B	3B	HR	RBI	BB	SO	SB
Lemke, 2b	.417	6	24	4	10	1	3	0	4	2	4	0
Belliard, ss	.375	7	16	0	6	1	0	0	4	1	2	0
Pendleton, 3b	.367	7	30	6	11	3	0	2	3	3	1	0
Gant, cf	.267	7	30	3	8	0	1	0	4	2	3	1
Justice, rf	.259	7	27	5	7	0	0	2	6	5	5	2
Treadway, 2b-ph	.250	3	4	1	1	0	0	0	0	1	2	0
Smith, dh-lf	.231	7	26	5	6	0	0	3	3	3	4	1
Olson, c	.222	7	27	3	6	2	0	0	1	5	4	1
Hunter, lf-1b	.190	7	21	2	4	1	0	1	3	0	2	0
Blausner, ss-ph	.167	5	6	0	1	0	0	0	0	1	1	0
Bream, 1b	.125	7	24	0	3	2	0	0	0	3	4	0
Avery, p	.000	2	3	0	0	0	0	0	0	0	2	0
Gregg, ph	.000	4	3	0	0	0	0	0	0	0	2	0
Glavine, p	.000	2	2	0	0	0	0	0	0	0	0	0
Mitchell, lf-pr	.000	3	2	0	0	0	0	0	0	0	1	0
Smoltz, p	.000	2	2	0	0	0	0	0	0	0	1	0
Cabrera, ph-c	.000	3	1	0	0	0	0	0	0	0	0	0
Clancy, p	.000	3	1	0	0	0	0	0	0	0	1	0
Leibrandt, p	.000	2	0	0	0	0	0	0	0	0	0	0
Mercker, p	.000	2	0	0	0	0	0	0	0	0	0	0
Pena, p	.000	3	0	0	0	0	0	0	0	0	0	0
St. Claire, p	.000	1	0	0	0	0	0	0	0	0	0	0
Stanton, p	.000	5	0	0	0	0	0	0	0	0	0	0
Willard, ph	.000	1	0	0	0	0	0	0	1	0	0	0
Wohlers, p	.000	3	0	0	0	0	0	0	0	0	0	0
Totals	.253	7	249	29	63	10	4	8	29	26	39	5

Pitchers:	W	L	ERA	G	GS	CG	SHO	SV	IP	H	R	ER	BB	SO
Stanton	1	0	0.00	5	0	0	0	0	7.1	5	0	0	2	7
Wohlers	0	0	0.00	3	0	0	0	0	1.2	2	0	0	2	1
Mercker	0	0	0.00	2	0	0	0	0	1.0	0	0	0	0	1
Smoltz	0	0	1.25	2	2	0	0	0	14.1	13	2	2	1	11
Glavine	1	1	2.70	2	2	1	0	0	13.1	8	6	4	7	8
Pena	0	1	3.38	3	0	0	0	0	5.1	6	2	2	3	7
Avery	0	0	3.45	2	2	0	0	0	13.0	10	6	5	1	8
Clancy	1	0	4.15	3	0	0	0	0	4.1	3	2	2	4	2
St. Claire	0	0	9.00	1	0	0	0	0	1.0	1	1	1	0	0
Leibrandt	0	2	11.25	2	1	0	0	0	4.0	8	5	5	1	3
Totals	3	4	2.89	7	7	1	0	0	65.1	56	24	21	21	48

1991 WORLD SERIES (cont.)

TWINS:	AVG	G	AB	R	H	2B	3B	HR	RBI	BB	SO	SB
Larkin ph	.500	4	4	0	2	0	0	0	1	0	0	0
Newman ph-3b-2b-pr	.500	4	2	0	1	0	1	0	1	0	0	0
Harper c-ph	.381	7	21	2	8	2	0	0	1	2	2	0
Leius 3b-ph-ss	.357	7	14	2	5	0	0	1	2	1	2	0
Knoblauch 2b	.308	7	26	3	8	1	0	0	2	4	2	4
Pagliarulo ph-3b	.273	6	11	1	3	0	0	1	2	1	2	0
Puckett cf	.250	7	24	4	6	0	1	2	4	5	7	1
Bush ph-rf	.250	3	4	0	1	0	0	0	0	0	1	0
Gladden lf	.233	7	30	5	7	2	2	0	0	3	4	2
Davis dh-ph-rf	.222	6	18	4	4	0	0	2	4	2	3	0
Ortiz c	.200	3	5	0	1	0	0	0	1	0	1	0
Gagne ss	.167	7	24	1	4	1	0	1	3	0	7	0
Mack rf	.130	6	23	0	3	1	0	0	1	0	7	0
Hrbek 1b	.115	7	26	2	3	1	0	1	2	2	6	0
Brown pr-rf-cf	.000	3	2	0	0	0	0	0	0	0	0	0
Morris p	.000	3	2	0	0	0	0	0	0	0	1	0
Sorrento ph-1b	.000	3	2	0	0	0	0	0	0	1	2	0
Aguilera p-ph	.000	4	1	0	0	0	0	0	0	0	0	0
Erickson p	.000	2	1	0	0	0	0	0	0	0	1	0
Tapani p	.000	2	1	0	0	0	0	0	0	0	0	0
Bedrosian p	.000	3	0	0	0	0	0	0	0	0	0	0
Guthrie p	.000	4	0	0	0	0	0	0	0	0	0	0
Leach p	.000	2	0	0	0	0	0	0	0	0	0	0
West p	.000	2	0	0	0	0	0	0	0	0	0	0
Willis p	.000	4	0	0	0	0	0	0	0	0	0	0
Totals	.232	7	241	24	56	8	4	8	24	21	48	7

Pitchers:	W	L	ERA	G	GS	CG	SHO	SV	IP	H	R	ER	BB	SO
Morris	2	0	1.17	3	3	1	1	0	23.0	18	3	3	9	15
Aguilera	1	1	1.80	4	0	0	0	2	5.0	6	1	1	1	3
Guthrie	0	1	2.25	4	0	0	0	0	4.0	3	1	1	4	3
Leach	0	0	3.86	2	0	0	0	0	2.1	2	1	1	0	2
Tapani	1	1	4.50	2	2	0	0	0	12.0	13	6	6	2	7
Erickson	0	0	5.06	2	2	0	0	0	10.2	10	7	6	4	5
Willis	0	0	5.14	4	0	0	0	0	7.0	6	4	4	2	2
Bedrosian	0	0	5.40	3	0	0	0	0	3.1	3	2	2	0	2
West	0	0	—	2	0	0	0	0	0.0	2	4	4	4	0
Totals	4	3	3.74	7	7	1	1	2	67.1	63	29	28	26	39

GAME 1 Saturday, October 19 at Minnesota

Atlanta	0	0	0	0	1	0	1	0	—	2	6	1
Minnesota	0	0	1	0	3	1	0	0	x	5	9	1

WP—Morris. LP—Leibrandt. Save—Aguilera.
Leibrandt, Clancy (5), Wohlers (7), Stanton (8) and Olson.
Morris, Guthrie (8), Aguilera (8) and Harper.
HR—Gagne, Hrbek. T—3:00. A—50,108.

GAME 2 Sunday, October 20 at Minnesota

Atlanta	0	1	0	0	1	0	0	0	—	2	8	1
Minnesota	2	0	0	0	0	0	1	x	—	3	4	1

WP—Tapani. LP—Glavin. Save—Aguilera.
Glavin and Olson.
Tapani, Aguilera (9) and Harper.
HR—Davis, Leius. T—2:37. A—55,145.

GAME 3 Tuesday, October 22 at Atlanta

Minnesota	1	0	0	0	0	1	2	0	0	0	0	—	4	10	1
Atlanta	0	1	0	1	2	0	0	0	0	0	1	—	5	8	2

WP—Clancy. LP—Aguilera.
Erickson, West (5), Leach (5), Bedrosian (6), Willis (8), Guthrie (10), Aguilera (12) and Ortiz, Harper (8).
Avery, Pena (8), Stanton (10), Wohlers (12), Mercker (12), Clancy (12) and Olson.
HR—Justice, Smith, Puckett, Davis. T—4:04. A—50,878.

GAME 4 Wednesday, October 23 at Atlanta

Minnesota	0	1	0	0	0	0	1	0	—	2	7	0	
Atlanta	0	0	1	0	0	0	1	0	1	—	3	8	0

WP—Stanton. LP—Guthrie.
Morris, Willis (7), Guthrie (8), Bedrosian (9) and Harper.
Smoltz, Wohlers (8), Stanton (8) and Olson.
HR—Pendleton, Pagliarulo. T—2:57. A—50,878.

GAME 5 Thursday, October 24 at Atlanta

Minnesota	0	0	0	0	0	3	0	1	1	—	5	7	1
Atlanta	0	0	4	1	0	6	3	x	—	14	17	1	

WP—Glavin. LP—Tapani.
Tapani, Leach (5), West (7), Bedrosian (7), Willis (8) and Harper, Ortiz (8).
Glavin, Mercker (6), Clancy (7), St. Claire (9) and Olson, Cabrera (9).
HR—Justice, Smith, Hunter. T—2:59. A—50,878.

GAME 6 Saturday, October 26 at Minnesota

Atlanta	0	0	0	2	0	1	0	0	0	—	3	9	1	
Minnesota	2	0	0	1	0	0	0	0	0	1	—	4	9	0

WP—Aguilera. LP—Leibrandt.
Avery, Stanton (7), Pena (9), Leibrandt (11) and Olson.
Erickson, Guthrie (7), Willis (7), Aguilera (10) and Ortiz, Harper (7).
HR—Pendleton, Puckett. T—3:36. A—55,155.

GAME 7 Sunday, October 27 at Minnesota

Atlanta	0	0	0	0	0	0	0	0	0	—	0	7	0	
Minnesota	0	0	0	0	0	0	0	0	0	1	—	1	10	0

WP—Morris. LP—Pena.
Smoltz, Stanton (8), Pena (9) and Olson.
Morris and Harper. T—3:23. A—55,118.



POSTERSON

Twins vs. Oakland Athletics

ATHLETICS:	AVG	G	AB	R	H	2B	3B	HR	RBI	BB	SO	SB
Byrnes	.000	2	1	0	0	0	0	0	0	0	1	0
Chavez	.381	5	21	3	8	0	0	1	5	2	1	0
Durham	.333	5	21	7	7	3	0	2	2	2	4	1
Dye	.400	5	20	3	8	2	0	1	1	1	5	0
Ellis	.368	5	19	1	7	2	0	1	4	1	2	0
Hatteberg	.500	5	14	5	7	2	0	1	3	3	0	0
Hernandez	.059	5	17	0	1	0	0	0	0	0	4	0
Justice	.238	5	21	2	5	1	1	0	4	0	4	0
Long	.167	5	18	1	3	0	0	1	1	1	2	0
Mabry	.000	2	2	0	0	0	0	0	0	0	1	0
Myers	.000	2	1	0	0	0	0	0	0	0	1	0
Piatt	.333	3	3	0	1	1	0	0	0	0	1	0
Saenz	.000	1	0	0	0	0	0	0	0	1	0	0
Tejada	.143	5	21	3	3	1	0	1	4	1	7	0
Velarde	.600	4	5	1	3	1	0	1	0	1	0	1
Totals	.288	5	184	26	53	13	0	8	25	12	34	1

Pitchers:	W	L	ERA	G	GS	CG	SHO	SV	IP	H	R	ER	BB	SO
Bowie	0	0	0.00	1	0	0	0	0	1.1	0	0	0	0	3
Bradford	0	0	0.00	2	0	0	0	0	3.0	1	0	0	0	1
Hudson	0	1	6.23	2	2	0	0	0	8.2	13	11	6	4	8
Koch	0	0	9.00	3	0	0	0	1	3.0	5	3	3	2	3
Lidle	0	0	9.00	1	0	0	0	0	1.0	2	1	1	0	0
Lilly	0	1	13.50	2	0	0	0	0	4.0	10	6	6	1	3
Mecir	0	0	0.00	1	0	0	0	0	1.0	0	0	0	0	2
Mulder	1	1	2.08	2	2	0	0	0	13.0	14	3	3	3	12
Rincon	0	0	0.00	2	0	0	0	0	3.0	2	0	0	0	2
Zito	1	0	4.50	1	1	0	0	0	6.0	5	3	3	4	8
Totals	2	3	4.09	5	5	0	0	1	44.0	52	27	22	14	42

TWINS:	AVG	G	AB	R	H	2B	3B	HR	RBI	BB	SO	SB
Cuddyer	.385	5	13	1	5	1	0	0	1	3	3	0
Guzman	.286	5	21	5	6	2	0	1	2	2	4	2
Hocking	.500	3	6	0	3	1	0	0	1	0	1	0
Hunter	.300	5	20	4	6	4	0	0	2	1	4	0
Jones	.250	5	20	3	5	3	0	0	1	1	8	0
Kielty	.000	3	4	0	0	0	0	0	0	0	1	0
Koskie	.143	5	21	3	3	0	1	1	5	2	6	0
Lecroy	.444	3	9	1	4	0	0	0	1	0	1	3
Mientkiewicz	.250	5	20	3	5	0	0	2	4	1	1	0
Mohr	1.000	4	2	1	2	1	0	0	0	1	0	0
Ortiz	.231	4	13	0	3	2	0	0	2	0	5	0
Pierzynski	.438	5	16	4	7	0	1	1	4	2	2	0
Prince	.000	1	2	0	0	0	0	0	0	0	2	0
Rivas	.250	4	12	2	3	1	0	0	0	1	2	0
Totals	.291	5	179	27	52	15	2	5	23	14	42	2

Pitchers:	W	L	ERA	G	GS	CG	SHO	SV	IP	H	R	ER	BB	SO
Fiore	0	0	20.25	1	0	0	0	0	1.1	4	3	3	2	0
Guardado	0	0	13.50	2	0	0	0	1	2.0	5	3	3	1	1
Hawkins	0	0	0.00	3	0	0	0	0	2.1	0	0	0	0	5
Jackson	0	0	0.00	1	0	0	0	0	0.2	1	0	0	0	0
Lohse	0	0	0.00	2	0	0	0	0	4.0	2	0	0	0	5
Mays	0	1	14.73	1	1	0	0	0	3.2	9	6	6	2	1
Milton	1	0	2.57	1	1	0	0	0	7.0	6	2	2	1	3
Radke	2	0	1.54	2	2	0	0	0	11.2	14	6	2	1	7
Reed	0	1	7.20	1	1	0	0	0	5.0	6	4	4	2	8
Romero	0	0	0.00	3	0	0	0	0	3.1	3	0	0	1	2
Santana	0	0	6.00	2	0	0	0	0	3.0	3	2	2	2	2
Totals	3	2	4.50	5	5	0	0	1	44.0	53	26	22	12	34

Did you know?

...that the last time the Twins/Senators won a World Series road game was October 7, 1925, behind Walter Johnson in Game One vs. Pittsburgh, a span of 14 straight losses (3 in '25, 2 in '33, 3 in '65, 3 in '87 and 3 in '91).

2002 DIVISION SERIES (cont.)

GAME 1 Tuesday, October 1 at Oakland

Minnesota	0	1	2	0	0	3	1	0	0	—	7	13	3
Oakland	3	2	0	0	0	0	0	0	0	—	5	12	0

WP—Radke. LP—Lilly. Save—Guardado.
 Radke, Santana (6), Romero (7), Guardado (9) and Pierzynski.
 Hudson, Lilly (6), Lidle (7), Rincon(8), Mecer (9) and Hernandez.
 HR—Koskie, Mientkiewicz. T—3.44. A—34,853.

GAME 2 Wednesday, October 2 at Oakland

Minnesota	0	0	0	0	0	1	0	0	0	—	1	7	0
Oakland	3	0	0	5	1	0	0	0	x	—	9	14	0

WP—Mulder. LP—Mays.
 Mays, Fiore (4), Lohse (6), Hawkins (9) and Pierzynski, Prince (6).
 Mulder, Bradford (7), Koch (9) and Hernandez.
 HR—Chavez, Guzman. T—3.04. A—31,953.

GAME 3 Friday, October 4 at Minnesota

Oakland	2	0	0	1	0	1	2	0	0	—	6	9	1
Minnesota	0	0	0	1	2	0	0	0	0	—	3	8	0

WP—Zito. LP—Reed. Save—Koch.
 Zito, Rincon (7), Koch (9) and Hernandez.
 Reed, Santana (6), Jackson (7), Romero (8), Hawkins (9) and Pierzynski.
 HR—Durham, Hatteberg, Long, Dye. T—3.26. A—55,932.

GAME 4 Saturday, October 5 at Minnesota

Oakland	0	0	2	0	0	0	0	0	0	—	2	7	2
Minnesota	0	0	2	7	0	0	2	0	x	—	11	12	2

WP—Milton. LP—Hudson.
 Hudson, Lilly (4), Bowie (7) and Hernandez, Myers (8).
 Milton, Lohse (8) and Pierzynski.
 HR—Tejada, Mientkiewicz. T—3.20. A—55,960.

GAME 5 Sunday, October 6 at Oakland

Minnesota	0	1	1	0	0	0	0	3	—	5	12	0	
Oakland	0	0	1	0	0	0	0	0	3	—	4	11	0

WP—Radke. LP—Mulder.
 Radke, Romero (5), Hawkins (8), Guardado (9) and Pierzynski.
 Mulder, Bradford (6), Koch (6) and Hernandez, Myers (9).
 HR—Durham, Ellis, Pierzynski. T—3.23. A—32,146.



2002 ALCS



Twins vs. Anaheim Angels

ANGELS:	AVG	G	AB	R	H	2B	3B	HR	RBI	BB	SO	SB		
Anderson	.250	5	20	3	5	1	0	1	3	1	0	0		
Eckstein	.286	5	21	1	6	0	0	0	2	0	2	0		
Erstad	.364	5	22	4	8	0	0	1	2	0	3	1		
Figgins	1.000	3	1	2	1	0	0	0	0	0	0	0		
Fullmer	.333	4	12	2	4	2	0	1	4	0	2	0		
Gil	.000	1	2	0	0	0	0	0	0	0	1	0		
Glaus	.316	5	19	4	6	0	1	1	2	2	5	0		
Kennedy	.357	4	14	5	5	0	0	3	5	0	2	1		
Molina	.214	5	14	0	3	0	1	0	2	1	2	0		
Molina	.000	3	1	0	0	0	0	0	0	0	0	0		
Ochoa	.000	4	4	2	0	0	0	0	0	0	3	0		
Palmeiro	.000	2	2	0	0	0	0	0	0	0	1	0		
Salmon	.214	5	14	0	3	0	0	0	3	1	1	0		
Spiezio	.353	5	17	5	6	2	0	1	5	2	1	1		
Wooten	.250	3	8	1	2	0	0	0	1	0	3	0		
Totals	.287	5	171	29	49	5	2	8	26	9	26	3		
Pitchers:	W	L	ERA	G	GS	CG	SHO	SV	IP	H	R	ER	BB	SO
Appler	0	1	3.48	2	2	0	0	0	10.1	10	4	4	4	3
Donnelly	0	0	8.10	3	0	0	0	0	3.1	3	3	3	0	5
Lackey	1	0	0.00	1	1	0	0	0	7.0	3	0	0	0	7
Ortiz	1	0	5.06	1	1	0	0	0	5.1	10	3	3	1	3
Percival	0	0	0.00	3	0	0	0	2	3.1	0	0	0	0	3
Rodriguez	2	0	0.00	4	0	0	0	0	4.1	2	0	0	2	7
Schoeneweis	0	0	0.00	1	0	0	0	0	0.2	0	0	0	0	0
Washburn	0	0	1.29	1	1	0	0	0	7.0	6	1	1	1	7
Weber	0	0	3.38	3	0	0	0	0	2.2	3	1	1	0	3
Totals	4	1	2.45	5	5	0	0	2	44.0	37	12	12	7	38



POSTSEASON

2002 ALCS (cont.)

TWINS:		AVG	G	AB	R	H	2B	3B	HR	RBI	BB	SO	SB		
Cuddyer200	3	5	0	1	0	0	0	0	1	1	0		
Guzman167	5	18	1	3	1	0	0	0	0	3	0		
Hunter167	5	18	2	3	2	0	0	0	1	3	0		
Jones100	5	20	0	2	1	0	0	2	0	4	0		
Kiefly000	4	3	0	0	0	0	0	1	1	2	0		
Koskie278	5	18	3	5	2	0	0	2	2	8	0		
Lamb000	2	0	0	0	0	0	0	0	0	0	0		
Lecroy333	1	3	0	1	0	0	0	0	0	1	0		
Mientkiewicz278	5	18	1	5	1	0	0	2	1	2	0		
Mohr417	5	12	3	5	1	0	0	0	0	4	1		
Ortiz313	5	16	0	5	1	0	0	2	0	5	0		
Pierzynski250	5	16	1	4	0	0	0	2	0	2	0		
Prince000	1	1	0	0	0	0	0	0	0	0	0		
Rivas250	5	12	1	3	0	0	0	0	1	3	0		
Totals		.231	5	160	12	37	9	0	0	11	7	38	1		
Pitchers:		W	L	ERA	G	GS	CG	SHO	SV	IP	H	R	ER	BB	SO
Guardado	0	0	0.00	1	0	0	0	1	1.0	0	0	0	1	2
Hawkins	0	0	20.25	4	0	0	0	0	1.1	4	3	3	1	1
Jackson	0	0	27.00	3	0	0	0	0	1.0	5	3	3	2	2
Lohse	0	0	0.00	1	0	0	0	0	1.0	0	0	0	0	1
Mays	1	0	2.03	2	2	0	0	0	13.1	12	4	3	0	3
Milton	0	0	1.50	1	1	0	0	0	6.0	5	1	1	2	4
Radke	0	1	2.70	1	1	0	0	0	6.2	5	2	2	1	4
Reed	0	1	10.13	1	1	0	0	0	5.1	8	6	6	0	0
Romero	0	1	22.50	4	0	0	0	0	2.0	4	5	5	2	3
Santana	0	1	10.80	4	0	0	0	0	3.1	4	4	4	0	4
Wells	0	0	9.00	2	0	0	0	0	1.0	2	1	1	0	2
Totals		1	4	6.00	5	5	0	0	1	42.0	49	29	28	9	26

GAME 1 Tuesday, October 8 at Minnesota

Anaheim	0	0	1	0	0	0	0	0	—	1	4	0
Minnesota	0	1	0	0	1	0	0	x	—	2	5	1

WP —Mays. LP —Appier. Save —Guardado.
 Appier, Donnelly (6), Schoenweis (7), Weber (8) and B. Molina, J. Molina (8).
 Mays, Guardado (9) and Pierzynski.
 T—2:58. A—55,562.

GAME 2 Wednesday, October 9 at Minnesota

Anaheim	1	3	0	0	0	2	0	0	0	—	6	10	0
Minnesota	0	0	0	0	3	0	0	0	0	—	3	11	1

WP —Ortiz. LP —Reed. Save —Percival.
 Ortiz, Donnelly (6), Rodriguez (7), Percival (8) and B. Molina.
 Reed, Santana (6), Romero (7), Hawkins (7), Jackson (9) and Pierzynski.
 HR—Erstad, Fullmer. T—3:13. A—55,990.

GAME 3 Friday, October 11 at Anaheim

Minnesota	0	0	0	0	0	0	1	0	0	—	1	6	0
Anaheim	0	1	0	0	0	0	0	1	x	—	2	7	0

WP —Rodriguez. LP —Romero. Save —Percival.
 Milton, Hawkins (7), Santana (7), Jackson (7), Romero (7) and Pierzynski.
 Washburn, Rodriguez (8), Percival (9) and B. Molina, J. Molina (8).
 HR—Anderson, Glaus. T—3:13. A—44,234.

GAME 4 Saturday, October 12 at Anaheim

Minnesota	0	0	0	0	0	0	0	1	—	1	6	2	
Anaheim	0	0	0	0	0	0	2	5	x	—	7	10	0

WP —Lackey. LP —Radke.
 Radke, Santana (7), Hawkins (8), Romero (8), Jackson (8), Wells (8) and Pierzynski.
 Lackey, Rodriguez (8), Weber (9) and B. Molina.
 T—2:49. A—44,830.

GAME 5 Sunday, October 13 at Anaheim

Minnesota	1	1	0	0	0	0	3	0	0	—	5	9	0
Anaheim	0	0	1	0	2	0	10	0	x	—	13	18	0

WP —Rodriguez. LP —Santana.
 Mays, Santana (6), Hawkins (7), Romero (7), Wells (7), Lohse (8) and Pierzynski, Prince (8).
 Appier, Donnelly (6), Rodriguez (7), Weber (8), Percival (9) and B. Molina, J. Molina (8).
 HR—Kennedy (3), Spiezo. T—3:30. A—44,835.

ROBERTO CLEMENTE AWARD

Since 1971, Major League Baseball has annually presented an award that recognizes a player who best exemplifies the game of baseball through sportsmanship, community involvement and positive contributions to his team.

In 1973, following the tragic death of Roberto Clemente, the award was named to honor the man whose spirit and goodwill will always be remembered. The 12-time All-Star and Hall of Famer was killed in a plane crash in 1972 delivering food and medical supplies to earthquake victims of Nicaragua. The award recognizes those individuals who truly understand the value of helping others.

A panel of baseball dignitaries, including Vera Clemente and Commissioner Allan H. (Bud) Selig, annually selects the winner from a list of 30 candidates, one from each Major League Baseball Club. These local winners are announced in September during Roberto Clemente Day. The winner of the national Roberto Clemente Award is announced during a pre game ceremony at the World Series. Past winners include Jamie Moyer, Jim Thome, Rod Carew, Dave Winfield; Kirby Puckett; Curt Schilling; Al Leiter; Tony Gwynn, Willie Mays, Ozzie Smith, and Cal Ripken, Jr.

The 2010 Minnesota Twins Roberto Clemente Award nominee was first baseman Justin Morneau.

2003 DIVISION SERIES

Twins vs. New York Yankees

YANKEES:	AVG	G	AB	R	H	2B	3B	HR	RBI	BB	SO	SB
Boone	.200	4	15	1	3	1	0	0	0	0	3	1
Dellucci	.000	1	0	0	0	0	0	0	0	0	0	0
Giambi	.250	4	16	1	4	2	0	0	2	2	5	0
Jeter	.429	4	14	2	6	0	0	1	1	4	2	1
Johnson	.077	4	13	2	1	1	0	0	2	3	2	0
Matsui	.267	4	15	2	4	1	0	1	3	2	3	0
Posada	.176	4	17	1	3	1	0	0	0	0	6	0
Rivera	.333	4	12	2	4	0	0	0	0	1	0	0
Sierra	.000	1	2	0	0	0	0	0	0	0	0	0
Soriano	.368	4	19	2	7	1	0	0	4	0	6	2
Williams	.400	4	15	3	6	2	0	0	3	2	2	0
Totals	.275	4	138	16	38	9	0	2	15	14	29	4

Pitchers:	W	L	ERA	G	GS	CG	SHO	SV	IP	H	R	ER	BB	SO
Clemens	1	0	1.29	1	1	0	0	0	7.0	5	1	1	1	6
Heredia	0	0	0.00	1	0	0	0	0	2.0	1	0	0	1	1
Mussina	0	1	3.86	1	1	0	0	0	7.0	7	3	3	3	6
Nelson	0	0	0.00	1	0	0	0	0	0.0	0	0	0	1	0
Pettitte	1	0	1.29	1	1	0	0	0	7.0	4	1	1	3	10
Rivera	0	0	0.00	2	0	0	0	2	4.0	0	0	0	0	4
Wells	1	0	1.17	1	1	0	0	0	7.2	8	1	1	0	5
White	0	0	0.00	1	0	0	0	0	1.1	1	0	0	0	1
Totals	3	1	1.50	4	4	0	0	2	36.0	26	6	6	9	33

TWINS:	AVG	G	AB	R	H	2B	3B	HR	RBI	BB	SO	SB
Cuddyer	.250	1	4	0	1	0	0	0	1	0	3	0
Ford	.000	1	1	0	0	0	0	0	0	0	1	0
Gomez	.000	1	0	0	0	0	0	0	0	0	0	0
Guzman	.154	4	13	1	2	0	0	0	0	1	2	0
Hocking	.000	1	0	0	0	0	0	0	0	0	0	0
Hunter	.429	4	14	3	6	0	1	1	2	2	2	0
Jones	.125	4	16	0	2	0	0	0	0	0	5	0
Koskie	.200	4	15	0	3	1	0	0	0	0	5	0
Lecroy	.091	3	11	1	1	0	0	0	0	1	4	0
Mientkiewicz	.133	4	15	0	2	0	0	0	0	1	2	0
Pierzynski	.231	4	13	1	3	0	0	1	1	2	0	0
Rivas	.000	4	13	0	0	0	0	0	1	0	4	0
Ryan	.000	1	1	0	0	0	0	0	0	0	1	0
Stewart	.400	4	15	0	6	2	0	0	0	2	4	1
Totals	.198	4	131	6	26	3	1	2	5	9	33	1

Pitchers:	W	L	ERA	G	GS	CG	SHO	SV	IP	H	R	ER	BB	SO
Guardado	0	0	9.00	2	0	0	0	1	2.0	5	2	2	0	2
Hawkins	1	0	6.00	3	0	0	0	0	3.0	5	3	2	0	5
Lohse	0	1	5.40	1	1	0	0	0	5.0	6	3	3	2	5
Milton	0	0	0.00	1	0	0	0	0	3.1	2	0	0	0	2
Radke	0	1	2.84	1	1	0	0	0	6.1	5	2	2	2	4
Reed	0	0	0.00	1	0	0	0	0	0.2	1	0	0	0	0
Rincon	0	0	0.00	3	0	0	0	0	2.1	1	0	0	4	1
Rogers	0	0	0.00	1	0	0	0	0	1.1	1	0	0	1	3
Romero	0	0	0.00	3	0	0	0	0	3.1	3	0	0	2	1
Santana	0	1	7.04	2	2	0	0	0	7.2	9	6	6	3	6
Totals	1	3	3.86	4	4	0	0	1	35.0	38	16	15	14	29

GAME 1 Tuesday, September 30 at New York

Minnesota	0	0	1	0	0	2	0	0	0	—	3	8	0
New York	0	0	0	0	0	0	0	1	—	1	9	1	1

WP—Hawkins. LP—Mussina. Save—Guardado.
Santana, Reed (5), Romero (5), Hawkins (7), Guardado (9) and Pierzynski.
Mussina, Nelson (8), Heredia (8) and Posada.
T—3:18. A—56,292.

GAME 3 Saturday, October 4 at Minnesota

New York	0	2	1	0	0	0	0	0	0	0	—	3	8	1
Minnesota	0	0	1	0	0	0	0	0	0	0	—	1	5	0

WP—Clemens. LP—Lohse. Save—Rivera.
Clemens, Rivera (8) and Posada.
Lohse, Rogers (6), Romero (7), Rincon (8) and Pierzynski.
HR—Matsui, Pierzynski. T—3:02. A—55,915.

GAME 2 Thursday, October 2 at New York

Minnesota	0	0	0	0	1	0	0	0	0	—	1	4	1
New York	1	0	0	0	0	0	3	0	x	—	4	8	1

WP—Pettitte. LP—Radke. Save—Rivera.
Radke, Hawkins (7), Romero (7), Rincon (8) and Pierzynski.
Pettitte, Rivera (8) and Posada.
HR—Hunter. T—3:07. A—56,479.

GAME 4 Sunday, October 5 at Minnesota

New York	0	0	0	6	0	0	0	1	1	—	8	13	0
Minnesota	0	0	0	1	0	0	0	0	0	—	1	9	1

WP—Wells. LP—Santana.
Wells, White (8) and Posada.
Santana, Rincon (4), Milton (4), Hawkins (8), Guardado (9) and Pierzynski.
HR—Jeter. T—2:49. A—55,875.

POSTSEASON

2004 DIVISION SERIES

Twins vs. New York Yankees

YANKEES:	AVG	G	AB	R	H	2B	3B	HR	RBI	BB	SO	SB
Cairo	.214	4	14	3	3	1	0	0	1	2	5	0
Clark	.000	1	1	0	0	0	0	0	0	0	1	0
Crosby	.000	2	0	0	0	0	0	0	0	0	0	0
Jeter	.316	4	19	3	6	1	0	1	4	1	4	1
Lofton	.250	1	4	0	1	0	0	0	1	0	1	0
Matsui	.412	4	17	3	7	1	0	1	3	3	4	0
Olerud	.214	4	14	2	3	2	0	0	0	1	2	0
Posada	.222	4	18	2	4	0	0	0	0	0	6	0
Rodriguez	.421	4	19	3	8	3	0	1	3	2	1	2
Sheffield	.222	4	18	2	4	1	0	1	2	3	1	0
Sierra	.167	3	12	1	2	0	0	1	3	2	3	1
Williams	.278	4	18	2	5	1	0	1	3	1	2	0
Totals	.279	4	154	21	43	10	0	6	20	15	30	4

Pitchers:	W	L	ERA	G	GS	CG	SHO	SV	IP	H	R	ER	BB	SO
Brown	1	0	1.50	1	1	0	0	0	6.0	8	1	1	0	1
Gordon	0	0	4.91	3	0	0	0	0	3.2	2	2	2	0	3
Heredia	0	0	54.00	1	0	0	0	0	0.1	0	2	2	0	0
Lieber	0	0	4.05	1	1	0	0	0	6.2	7	3	3	1	4
Loaiza	0	0	0.00	1	0	0	0	0	2.0	4	0	0	0	0
Mussina	0	1	2.57	1	1	0	0	0	7.0	7	2	2	1	7
Quantrill	1	0	0.00	2	0	0	0	0	2.0	2	0	0	0	1
Rivera	1	0	0.00	4	0	0	0	0	5.2	2	0	0	0	2
Sturtz	0	0	6.75	2	0	0	0	0	2.2	4	2	2	3	4
Vazquez	0	0	9.00	1	1	0	0	0	5.0	7	5	5	2	6
Totals	3	1	3.73	4	4	0	0	0	41.0	43	17	17	7	28

TWINS:	AVG	G	AB	R	H	2B	3B	HR	RBI	BB	SO	SB
Bianco	.250	4	8	1	2	0	0	1	2	0	2	0
Borders	.000	2	2	0	0	0	0	0	0	0	1	0
Cuddyer	.467	4	15	1	7	0	0	0	2	0	3	0
Ford	.273	3	11	1	3	1	0	0	2	0	2	1
Guzman	.333	4	15	2	5	0	0	0	0	2	3	1
Hunter	.353	4	17	5	6	1	0	1	2	1	1	2
Jones	.300	4	20	3	6	1	0	2	2	0	6	0
Koskie	.308	4	13	2	4	1	0	0	2	3	2	0
Kubel	.143	2	7	0	1	1	0	0	0	0	2	0
LeCroy	.333	3	3	0	1	0	0	0	0	1	1	0
Morneau	.235	4	17	1	4	2	0	0	2	0	3	0
Offerman	.000	3	3	0	0	0	0	0	1	0	0	0
Rivas	.000	3	1	0	0	0	0	0	0	0	0	0
Stewart	.200	4	20	1	4	0	0	0	2	0	2	0
Totals	.283	4	152	17	43	7	0	4	17	7	28	4

Pitchers:	W	L	ERA	G	GS	CG	SHO	SV	IP	H	R	ER	BB	SO
Balfour	0	0	0.00	2	0	0	0	0	2.2	0	0	0	0	2
Crain	0	0	0.00	1	0	0	0	0	0.1	1	0	0	0	0
Lohse	0	1	4.50	1	0	0	0	0	2.0	1	1	1	0	3
Mulholland	0	0	3.00	1	0	0	0	0	3.0	3	1	1	0	0
Nathan	0	1	3.60	3	0	0	0	1	5.0	2	2	2	5	6
Radke	0	0	7.11	1	1	0	0	0	6.1	8	5	5	3	0
Rincon	0	0	10.80	3	0	0	0	0	3.1	4	4	4	2	5
Romero	0	0	9.00	2	0	0	0	0	1.0	0	1	1	1	1
Santana	1	0	0.75	2	2	0	0	0	12.0	14	1	1	4	12
Silva	0	1	10.80	1	1	0	0	0	5.0	10	6	6	0	1
Totals	1	3	4.65	4	4	0	1	1	40.2	43	21	21	15	30

GAME 1 Tuesday, October 5 at New York

Minnesota	0	0	1	0	0	1	0	0	0	0	—	2	7	0
New York	0	0	0	0	0	0	0	0	0	0	—	0	9	0
WP—Santana. LP—Mussina. Save—Nathan.														
Santana, Rincon (8), Nathan (9) and Blanco.														
Mussina, Gordon (8), Rivera (9) and Posada.														
HR—Jones. T—2:53. A—55,749.														

GAME 3 Friday, October 8 at Minnesota

New York	0	3	0	0	0	4	1	0	0	—	8	14	1
Minnesota	1	0	0	0	0	0	0	0	3	—	4	12	1
WP—Brown. LP—Silva.													
Brown, Quantrill (7), Heredia (8), Sturtz (9), Rivera (9) and Posada.													
Silva, Romero (6), Crain (6), Mulholland (7) and Blanco, LeCroy (8).													
HR—Jones, Williams, Matsui. T—3:02. A—54,803.													

GAME 2 Wednesday, October 6 at New York

Minnesota	1	2	0	0	0	0	2	0	0	0	1	—	6	12	0
New York	1	0	2	0	1	0	1	0	0	0	2	—	7	9	0
WP—Quantrill. LP—Nathan.															
Radke, Balfour (7), Rincon (8), Nathan (10), Romero (12) and Blanco, Borders (7).															
Lieber, Gordon (7), Rivera (8), Sturtz (10), Quantrill (12) and Posada.															
HR—Jeter, Sheffield, Rodriguez, Hunter. T—4:19. A—56,354.															

GAME 4 Saturday, October 9 at Minnesota

New York	0	0	1	0	0	0	0	4	0	0	1	—	6	11	0
Minnesota	1	0	0	1	3	0	0	0	0	0	0	—	5	12	1
WP—Rivera. LP—Lohse.															
Vazquez, Loaiza (6), Gordon (8), Rivera (10) and Posada.															
Santana, Balfour (4), Rincon (4), Nathan (8), Lohse (9) and Blanco, Borders (9).															
HR—Blanco, Sierra. T—4:16. A—52,498.															

2006 DIVISION SERIES

Twins vs. Oakland Athletics

ATHLETICS:	AVG	G	AB	R	H	2B	3B	HR	RBI	BB	SO	SB
Bocachica	.000	0	0	0	0	0	0	0	0	0	0	0
Bradley	.077	3	13	1	1	0	0	1	2	0	1	0
Chavez	.200	3	10	2	2	1	0	1	1	2	4	0
Ellis	.286	2	7	0	2	0	0	0	0	0	2	0
Jimenez	.000	2	4	0	0	0	0	0	0	0	1	0
Johnson	.000	0	0	0	0	0	0	0	0	0	0	0
Kendall	.214	3	14	1	3	1	0	0	1	0	4	0
Kielty	.000	0	0	0	0	0	0	0	0	0	0	0
Kotsay	.143	3	14	2	2	0	0	1	2	0	2	0
Melhuse	.000	0	0	0	0	0	0	0	0	0	0	0
Payton	.333	3	12	3	4	0	0	0	0	0	1	0
Scutaro	.333	3	12	1	4	4	0	0	6	0	1	0
Swisher	.300	3	10	3	3	2	0	0	1	2	2	0
Thomas	.500	3	10	3	5	1	0	2	2	2	1	0
Totals	.245	3	106	16	26	9	0	5	15	6	19	0

Pitchers:	W	L	ERA	G	GS	CG	SHO	SV	IP	H	R	ER	BB	SO
Blanton	0	0	0.00	0	0	0	0	0	0.0	0	0	0	0	0
Calero	1	0	0.00	1	0	0	0	0	1.0	0	0	0	0	1
Duchscherer	0	0	2.25	2	0	0	0	0	4.0	1	1	1	0	4
Gaudin	0	0	0.00	0	0	0	0	0	0.0	0	0	0	0	0
Harden	0	0	0.00	0	0	0	0	0	0.0	0	0	0	0	0
Haren	1	0	3.00	1	1	0	0	0	6.0	9	2	2	1	2
Kennedy	0	0	0.00	0	0	0	0	0	0.0	0	0	0	0	0
Loaiza	0	0	3.60	1	1	0	0	0	5.0	8	2	2	0	2
Saarloos	0	0	0.00	0	0	0	0	0	0.0	0	0	0	0	0
Street	0	0	3.00	3	0	0	0	2	3.0	4	1	1	1	1
Zito	1	0	1.13	1	1	0	0	0	8.0	4	1	1	1	3
Totals	3	0	2.33	3	3	0	0	2	27.0	26	7	7	6	11

TWINS:	AVG	G	AB	R	H	2B	3B	HR	RBI	BB	SO	SB
Bartlett	.273	3	11	0	3	1	0	0	0	0	2	0
Castillo	.273	3	11	0	3	0	0	0	0	3	3	0
Cuddyer	.250	3	12	2	3	0	1	1	1	0	2	0
Ford	.000	1	0	0	0	0	0	0	0	0	0	0
Hunter	.273	3	11	1	3	1	0	1	2	0	1	0
Kubel	.000	0	0	0	0	0	0	0	0	0	0	0
Mauer	.182	3	11	0	2	0	0	0	0	1	0	0
Morneau	.417	3	12	3	5	1	0	2	2	0	0	0
Nevin	.000	1	3	0	0	0	0	0	0	0	0	0
Punto	.167	3	12	0	2	0	0	0	0	0	1	0
Redmond	.000	0	0	0	0	0	0	0	0	0	0	0
Rodriguez	.000	0	0	0	0	0	0	0	0	0	0	0
Tyner	.000	2	6	0	0	0	0	0	0	2	2	1
White	.417	3	12	1	5	1	0	1	2	0	0	0
Totals	.257	3	101	7	26	4	1	5	7	6	11	1

Pitchers:	W	L	ERA	G	GS	CG	SHO	SV	IP	H	R	ER	BB	SO
Bonser	0	0	3.00	1	1	0	0	0	6.0	7	2	2	1	3
Crain	0	0	9.00	2	0	0	0	0	1.0	3	3	1	1	1
Guerrier	0	0	0.00	1	0	0	0	0	1.0	0	0	0	0	0
Nathan	0	0	0.00	1	0	0	0	0	0.2	1	0	0	0	1
Neshek	0	1	9.00	2	0	0	0	0	1.0	1	1	1	0	1
Perkins	0	0	0.00	1	0	0	0	0	0.1	2	0	0	0	0
Radke	0	1	6.75	1	1	0	0	0	4.0	5	4	3	1	2
Reyes	0	0	9.00	2	0	0	0	0	1.0	1	3	1	2	0
Rincon	0	0	3.00	2	0	0	0	0	3.0	1	1	1	0	3
Santana	0	1	2.25	1	1	0	0	0	8.0	5	2	2	1	8
Silva	0	0	0.00	0	0	0	0	0	0.0	0	0	0	0	0
Totals	0	3	3.81	3	3	0	0	0	26.0	26	1	6	1	6

GAME 1 Tuesday, October 3 at Minnesota

Oakland	0	2	0	0	0	0	1	—	3	7	0	
Minnesota	0	0	0	0	0	1	0	1	—	2	5	2
WP — Zito. LP — Santana. Save — Street.												
Zito, Street (9) and Kendall.												
Santana, Crain (9), Neshek (9) and Mauer.												
HR — Thomas (2), White. T — 2:19. A — 55,542.												

GAME 3 Friday, October 6 at Oakland

Minnesota	0	0	1	0	1	0	1	0	—	3	12	3	
Oakland	0	2	2	0	0	0	4	0	x	—	8	8	1
WP — Haren. LP — Radke.													
Radke, Perkins (5), Rincon (5), Reyes (7), Crain (7), Guerrier and Mauer.													
Haren, Duchscherer (7), Street (9) and Kendall.													
HR — Hunter, Morneau, Chavez, Bradley. T — 2:55. A — 35,694.													

GAME 2 Wednesday, October 4 at Minnesota

Oakland	0	0	0	0	2	0	2	0	1	—	5	11	0
Minnesota	0	0	0	0	2	0	0	0	0	—	2	9	0
WP — Calero. LP — Neshek. Save — Street.													
Loaiza, Calero (6), Duchscherer (7), Street (9) and Kendall.													
Bonser, Neshek (7), Reyes (7), Rincon (8), Nathan (9) and Mauer.													
HR — Kotsay, Morneau, Cuddyer. T — 3:02. A — 55,710.													

2009 DIVISION SERIES

Twins vs. New York Yankees

YANKEES:	AVG	G	AB	R	H	2B	3B	HR	RBI	BB	SO	SB
Cabrera	.167	3	12	1	2	0	0	0	0	0	5	0
Cano	.167	3	12	1	2	0	0	0	1	0	1	0
Cervelli	.000	1	0	0	0	0	0	0	0	0	0	0
Damon	.083	3	12	0	1	0	0	0	0	1	4	0
Gardner	.000	1	0	0	0	0	0	0	0	0	0	1
Hairston	.000	1	0	0	0	0	0	0	0	0	0	0
Jeter	.400	3	10	4	4	2	0	1	2	3	0	0
Matsui	.222	3	9	1	2	0	0	1	2	3	3	0
Molina	.000	1	1	0	0	0	0	0	0	0	0	0
Posada	.365	3	11	1	4	0	0	1	2	0	2	0
Rodriguez	.455	3	11	4	5	0	0	2	6	1	2	0
Swisher	.083	3	12	0	1	1	0	0	1	0	4	0
Teixeira	.167	3	12	3	2	0	0	1	1	1	1	0
Totals	.225	3	102	15	23	3	0	6	15	9	22	1

Pitchers:	W	L	ERA	G	GS	CG	SHO	SV	IP	H	R	ER	BB	SO
Aceves	0	0	0.00	1	0	0	0	0	1.0	1	0	0	1	1
Burnett	0	0	1.50	1	1	0	0	0	6.0	3	1	1	5	6
Chamberlain	0	0	0.00	3	0	0	0	0	1.2	2	0	0	0	1
Coke	0	0	0.00	2	0	0	0	0	0.2	0	0	0	0	1
Hughes	0	0	9.00	3	0	0	0	0	2.0	5	2	2	1	3
Marte	0	0	0.00	1	0	0	0	0	0.0	2	0	0	0	0
Pettitte	1	0	1.42	1	1	0	0	0	6.1	3	1	1	1	7
Rivera	0	0	0.00	3	0	0	0	1	3.2	4	0	0	0	6
Robertson	1	0	0.00	1	0	0	0	0	1.0	1	0	0	0	0
Sabathia	1	0	1.35	1	1	0	0	0	6.2	8	2	1	1	8
Totals	3	0	1.55	3	3	0	0	29.0	29	6	5	9	34	

TWINS:	AVG	G	AB	R	H	2B	3B	HR	RBI	BB	SO	SB
Cabrera	.154	3	13	1	2	0	0	0	0	2	3	1
Cuddyer	.429	3	14	0	6	0	0	0	1	0	2	0
Gomez	.000	1	4	1	0	0	0	0	0	1	2	0
Harris	.250	3	12	1	3	0	1	0	1	0	3	0
Kubel	.071	3	14	0	1	0	0	0	0	0	9	0
Mauer	.417	3	12	1	5	1	0	0	1	2	4	0
Morales	.000	1	3	0	0	0	0	0	0	0	2	0
Punto	.444	3	9	0	4	1	0	0	1	3	1	0
Span	.400	3	15	1	6	1	0	0	1	0	2	1
Tolbert	.200	2	5	0	1	0	0	0	0	0	1	0
Young	.083	3	12	1	1	1	0	0	0	1	5	1
Totals	.257	3	113	6	29	4	1	0	5	9	34	3

Pitchers:	W	L	ERA	G	GS	CG	SHO	SV	IP	H	R	ER	BB	SO
Blackburn	0	0	1.59	1	1	0	0	0	5.2	3	1	1	1	3
Duensing	0	1	9.64	1	1	0	0	0	4.2	7	5	5	1	3
Guerrier	0	0	0.00	2	2	0	0	0	2.0	0	0	0	0	2
Liriano	0	0	4.50	1	0	0	0	0	2.0	1	2	1	1	1
Mahay	0	0	5.40	3	0	0	0	0	1.2	0	1	1	1	2
Mijares	0	1	13.50	2	0	0	0	0	0.2	1	1	1	1	0
Nathan	0	0	9.00	2	0	0	0	0	2.0	5	2	2	1	2
Pavano	0	1	2.57	1	1	0	0	0	7.0	5	2	2	0	9
Rauch	0	0	6.75	3	0	0	0	0	1.1	1	1	1	1	2
Totals	0	3	4.67	3	3	0	0	27.0	23	15	14	9	22	

GAME 1 Wednesday, October 7 at New York

Minnesota	0	0	2	0	0	0	0	0	0	0	—	2	9	1
New York	0	0	2	1	3	0	1	0	x	—	7	9	0	0

WP—Sabathia. LP—Duensing.

Sabathia, Hughes (7), Coke (8), Chamberlain (8), Rivera (9) and Posada.

Duensing, Liriano (5), Rauch (7), Mahay (8) and Mauer.

HR—Jeter, Matsui. T—3:38. A—49,464.

GAME 2 Friday, October 9 at New York

Minnesota	0	0	0	0	1	0	2	0	0	0	—	3	12	1
New York	0	0	0	0	1	0	0	2	0	1	—	4	7	0

WP—Robertson. LP—Mijares.

Burnett, Chamberlain (7), Coke (7), Hughes (8), Rivera (9), Aceves (10), Marte

(11), Robertson (11) and Molina, Posada (7).

Blackburn, Mahay (6), Rauch (7), Guerrier (8), Nathan (9), Mijares (10) and Mauer.

HR—Rodriguez, Teixeira. T—4:22. A—50,006.

GAME 3 Sunday, October 11 at Minnesota

New York	0	0	0	0	0	0	2	0	2	—	4	7	0
Minnesota	0	0	0	0	1	0	0	0	0	—	1	7	0

WP—Pettitte. LP—Pavano. Save—Rivera.

Pettitte, Chamberlain (7), Hughes (8), Rivera (8) and Posada.

Pavano, Guerrier (8), Mahay (9), Rauch (9), Mijares (9), Nathan (9) and Mauer.

HR—Rodriguez, Posada. T—3:45. A—54,735.



Twins vs. New York Yankees

YANKEES:	AVG	G	AB	R	H	2B	3B	HR	RBI	BB	SO	SB
Berkman	.500	1	4	2	2	1	0	1	2	0	1	0
Cano	.333	3	12	3	4	0	1	0	1	0	0	0
Gardner	.200	3	10	1	2	0	0	0	1	1	3	1
Golson	.000	2	0	0	0	0	0	0	0	0	0	0
Granderson	.455	3	11	2	5	1	1	0	3	1	1	1
Jeter	.286	3	14	0	4	0	0	0	1	0	3	1
Posada	.273	3	11	2	3	0	0	0	2	1	4	0
Rodriguez	.273	3	11	1	3	0	0	0	1	1	2	1
Swisher	.333	3	12	3	4	2	0	1	1	1	1	0
Teixeira	.308	3	13	2	4	1	0	1	3	1	2	0
Thames	.286	2	7	1	2	0	0	1	2	1	1	0
NEW YORK	.314	3	105	17	33	5	2	4	17	7	18	4

Pitchers:	W	L	ERA	G	GS	CG	SHO	SV	IP	H	R	ER	BB	SO
Hughes	1	0	0.00	1	1	0	0	0	7.0	4	0	0	1	6
Logan	0	0	0.00	2	0	0	0	0	1.0	1	0	0	0	0
Pettitte	1	0	2.57	1	1	0	0	0	7.0	5	2	2	1	4
Rivera	0	0	0.00	3	0	0	0	2	3.1	2	0	0	0	1
Robertson	0	0	0.00	2	0	0	0	0	0.2	0	0	0	1	1
Sabathia	1	0	4.50	1	1	0	0	0	6.0	5	4	3	3	5
Wood	0	0	4.50	3	0	0	0	0	2.0	4	1	1	2	3
NEW YORK	3	0	2.00	3	3	0	0	2	27.0	21	7	8	20	0

TWINS:	AVG	G	AB	R	H	2B	3B	HR	RBI	BB	SO	SB
Cuddyer	.182	3	11	1	2	1	0	1	2	0	4	0
Hardy	.100	3	10	0	1	1	0	0	0	0	2	0
Hudson	.333	3	12	2	4	0	0	1	2	0	2	0
Kubel	.000	3	8	0	0	0	0	0	0	3	2	0
Mauer	.250	3	12	0	3	0	0	0	0	1	3	0
Repko	.000	1	0	0	0	0	0	0	0	0	0	0
Span	.308	3	13	0	4	0	0	0	0	0	0	0
Thome	.100	3	10	2	1	0	0	0	0	2	3	0
Tolbert	.000	1	0	0	0	0	0	0	0	0	0	0
Valencia	.222	3	9	1	2	1	0	0	2	1	3	0
Young	.333	3	12	1	4	0	1	0	0	1	1	0
MINNESOTA	.216	3	97	7	21	3	1	2	6	8	20	0

Pitchers:	W	L	ERA	G	GS	CG	SHO	SV	IP	H	R	ER	BB	SO
Baker	0	0	3.86	1	0	0	0	0	2.1	3	1	1	0	2
Capps	0	0	9.00	1	0	0	0	0	1.0	2	1	1	0	0
Crain	0	1	54.00	1	0	0	0	0	0.1	3	2	2	0	0
Duensing	0	1	13.50	1	1	0	0	0	3.1	7	5	5	1	1
Fuentes	0	0	0.00	2	0	0	0	0	2.2	1	0	0	0	2
Guerrier	0	0	0.00	2	0	0	0	0	1.2	1	0	0	1	2
Liriano	0	0	6.35	1	1	0	0	0	5.2	6	4	4	3	7
Mijares	0	0	0.00	3	0	0	0	0	1.1	0	0	0	1	0
Pavano	0	1	6.00	1	1	0	0	0	6.0	10	4	4	1	3
Rauch	0	0	0.00	2	0	0	0	0	1.2	0	0	0	0	1
MINNESOTA	0	3	5.88	3	3	0	0	0	26.0	33	17	17	7	18

GAME 1 Wednesday, October 6 at Minnesota

New York	0	0	0	0	4	2	0	0	—	6	9	0
Minnesota	0	2	1	0	0	1	0	0	—	4	8	0

WP—Sabathia. LP—Crain. Save—Rivera.
 Sabathia, Logan (7), Robertson (7), Wood (8), Rivera (8) and Posada.
 Liriano, Mijares (6), Crain (7), Fuentes (7), Rauch (9) and Mauer.
 HR—Cuddyer, Teixeira. T—3:47. A—42,032.

GAME 2 Thursday, October 7 at Minnesota


New York	0	0	0	1	1	0	2	0	1	—	5	12	0
Minnesota	0	1	0	0	0	1	0	0	0	—	2	6	0

WP—Pettitte. LP—Pavano. Save—Rivera.
 Pettitte, Wood (8), Rivera (9) and Posada.
 Pavano, Mijares (7), Rauch (7), Guerrier (8), Capps (9) and Mauer.
 HR—Berkman, Hudson. T—2:59. A—42,035.

GAME 3 Saturday, October 9 at New York

Minnesota	0	0	0	0	0	0	0	1	0	—	1	7	0
New York	0	1	1	3	0	0	1	0	x	—	6	12	0

WP—Hughes. LP—Duensing.
 Hughes, Wood (8), Logan (8), Robertson (8), River (9) and Posada.
 Duensing, Guerrier (4), Baker (5), Mijares (7), Fuentes (8) and Mauer.
 HR—Thames, Swisher. T—3:06. A—50,840.



POSTERSON

TWINS' POSTSEASON LEADERS

BATTING

(MINIMUM OF 30 AT-BATS)

BATTING AVERAGE

.344	Steve Lombardozi.....	1987
.338	Michael Cuddyer	2002, '03, '04, '06, '09, '10
.333	Brian Harper.....	1991
.326	Chuck Knoblauch.....	1991
.314	Tony Oliva.....	1965, '69, '70

AT-BATS

104	Dan Gladden.....	1987, '91
97	Kirby Puckett.....	1987, '91
91	Kent Hrbek.....	1987, '91
89	Greg Gagne.....	1987, '91
80	Torii Hunter.....	2002, '03, '04, '06

HITS

30	Kirby Puckett.....	1987, '91
29	Dan Gladden.....	1987, '91
25	Michael Cuddyer	2002, '03, '04, '06, '09, '10
24	Torii Hunter.....	2002, '03, '04, '06
19	Greg Gagne.....	1987, '91

HOME RUNS

5	Kirby Puckett.....	1987, '91
4	Greg Gagne.....	1987, '91
3	Harmon Killebrew.....	1965, '69, '70
	Tony Oliva.....	1965, '69, '70
	Gary Gaetti.....	1987
	Kent Hrbek.....	1987, '91
	Torii Hunter.....	2002, '03, '04, '06

WALKS

14	Harmon Killebrew.....	1965, '69, '70
11	Kent Hrbek.....	1987, '91
9	Dan Gladden.....	1987, '91
8	Tom Brunansky.....	1987
	Kirby Puckett.....	1987, '91

PITCHING

(MINIMUM 10 INNINGS)

WINS

4	Jack Morris.....	1991
3	Bert Blyleven.....	1970, '87
	Frank Viola.....	1987
2	Mudcat Grant.....	1965
	Brad Radke.....	2002, '03, '04

LOSSES

3	Jim Kaat.....	1965, '70
	Brad Radke.....	2002, '03, '04, '06
	Johan Santana.....	2002, '03, '04, '06
2	Kyle Lohse.....	2002, '03, '04
	Rick Reed.....	2002, '03
	Carl Pavano.....	2009, '10

INNINGS-PITCHED

36.1	Jack Morris.....	1991
35.0	Brad Radke.....	2002, '03, '04, '06
34.0	Johan Santana.....	2002, '03, '04, '06
31.1	Frank Viola.....	1987
28.1	Bert Blyleven.....	1970, '87

WALKS

10	Jack Morris.....	1991
	Johan Santana.....	2002, '03, '04, '06
9	Dave Boswell.....	1965, '69
	Scott Erickson.....	1991
8	Frank Viola.....	1987
	David West.....	1991
	Brad Radke.....	2002, '03, '04, '06

GAMES

24	Greg Gagne.....	1987, '91
	Dan Gladden.....	1987, '91
	Kent Hrbek.....	1987, '91
	Kirby Puckett.....	1987, '91
22	Michael Cuddyer.....	2002, '03, '04, '06, '09, '10

RUNS

17	Dan Gladden.....	1987, '91
16	Kirby Puckett.....	1987, '91
15	Torii Hunter.....	2002, '03, '04, '06
12	Greg Gagne.....	1987, '91
10	Tom Brunansky.....	1987
	Kent Hrbek.....	1987, '91

DOUBLES

8	Torii Hunter.....	2002, '03, '04, '06
6	Dan Gladden.....	1987, '91
5	Tony Oliva.....	1965, '69, '70
	Greg Gagne.....	1987, '91
	Jacque Jones.....	2002, '03, '04

RUNS BATTED IN

16	Kirby Puckett.....	1987, '91
15	Dan Gladden.....	1987, '91
12	Kent Hrbek.....	1987, '91
11	Tom Brunansky.....	1987
10	Greg Gagne.....	1987, '91

STRIKEOUTS

23	Jacque Jones.....	2002, '03, '04
22	Greg Gagne.....	1987, '91
21	Corey Koskie.....	2002, '03, '04
18	Michael Cuddyer.....	2002, '03, '04, '06, '09, '10
17	Kirby Puckett.....	1987, '91

GAMES STARTED

6	Brad Radke.....	2002, '03, '04, '06
5	Jack Morris.....	1991
	Johan Santana.....	2002, '03, '04, '06
	Frank Viola.....	1987
4	Bert Blyleven.....	1970, '87
	Jim Kaat.....	1965, '70
	Kevin Tapani.....	1991

ERA

1.35	Dave Boswell.....	1965, '69
1.65	Eric Milton.....	2002, '03
2.23	Jack Morris.....	1991
2.70	Jeff Reardon.....	1987
2.74	Mudcat Grant.....	1965

SAVES

5	Rick Aguilera.....	1991
3	Jeff Reardon.....	1987
	Eddie Guardado.....	2002, '03
1	Juan Berenguer.....	1987
	Joe Nathan.....	2004

STRIKEOUTS

32	Johan Santana.....	2002, '03, '04, '06
25	Frank Viola.....	1987
23	Bert Blyleven.....	1970, '87
22	Jack Morris.....	1991
17	Brad Radke.....	2002, '03, '04, '06



1965 ALL-STAR GAME



Tuesday, July 13 at Metropolitan Stadium

National 6, American 5

National.....	3	2	0	0	0	0	1	0	0	—	6	11	0
American.....	0	0	0	1	4	0	0	0	0	—	5	8	0

National	AB	R	H	RBI	American	AB	R	H	RBI
Mays, cf	3	2	1	1	McAuliffe, ss	3	2	2	2
Aaron, rf	5	0	1	0	McDowell, p	0	0	0	0
Stargell, lf	3	2	2	2	Oliva, ph-rf	2	0	1	0
Clemente, ph-lf	2	0	0	0	Robinson, B, 3b	4	1	1	0
Allen, 3b	3	0	1	0	Alvis, 3b	1	0	0	0
Santo, 3b	2	0	1	1	Killebrew, 1b	3	1	1	2
Torre, c	4	1	1	2	Colavito, rf	4	0	1	1
Banks, 1b	4	0	2	0	Fisher, p	0	0	0	0
Rose, 2b	2	0	0	0	Pepitone, ph	1	0	0	0
Wills, ss	4	0	1	0	Horton, lf	3	0	0	0
Cardenas, ss	0	0	0	0	Mantilla, 3b	2	0	0	0
Marichal, p	1	1	1	0	Richardson, 2b	2	0	0	0
Rojas, ph	1	0	0	0	Davalillo, cf	2	0	1	0
Maloney, p	0	0	0	0	Versalles, ss	1	0	0	0
Drysdale, p	0	0	0	0	Battey, c	2	0	0	0
Robinson, F, ph	1	0	0	0	Freehan, c	1	0	1	0
Koufax, p	0	0	0	0	Pappas, p	0	0	0	0
Farrell, p	0	0	0	0	Grant, p	0	0	0	0
Williams, ph	1	0	0	0	Kaline, ph	1	0	0	0
Gibson, p	0	0	0	0	Richert, p	0	0	0	0
					Hall, ph-cf	2	1	0	0
Totals	36	6	11	6	Totals	34	5	8	5

LOB — National 7, American 8. 2B — Oliva. HR — Mays, Torre, Stargell, McAuliffe and Killebrew. S — Rose.

DP — National 1 (Wills, Rose and Banks), American 2 (B. Robinson, Mantilla and Killebrew), (McDowell, Richardson and Killebrew).

Pitching

National	IP	H	R	ER	BB	SO	American	IP	H	R	ER	BB	SO
Marichal	3.0	1	0	0	0	0	Pappas	1.0	4	3	3	1	0
Maloney	1.2	5	5	5	2	1	Grant	2.0	2	2	2	1	3
Drysdale	0.1	0	0	0	0	0	Richert	2.0	1	0	0	0	2
Koufax (W)	1.0	0	0	0	2	1	McDowell (L)	2.0	3	1	1	1	2
Farrell	1.0	0	0	0	1	0	Fisher	2.0	1	0	0	0	0
Gibson (S)	2.0	2	0	0	1	3							

WP — Maloney. Umpires — Stevens, Weyer, DiMuro, Williams, Valentine and Kibler.

T — 2:45. A — 46,706



POSTSEASON

1985 ALL-STAR GAME

Tuesday, July 16 at the Metrodome

National 6, American 1

National.....	0	1	1	0	2	0	0	0	2	—	6	9	1
American.....	1	0	0	0	0	0	0	0	0	—	1	5	0

National	AB	R	H	RBI	American	AB	R	H	RBI
Gwynn, lf	1	0	0	0	Henderson, cf	3	1	1	0
Cruz, lf	1	0	0	0	Molitor, 3b-cf	1	0	0	0
Raines, ph-1b	0	1	0	0	Whitaker, 2b	2	0	0	0
Herr, 2b	3	1	1	0	Garcia, 2b	2	0	1	0
Ryan, p	1	0	0	0	Brett, 3b	1	0	0	1
Peña, c	1	0	0	0	Bradley, cf	1	0	0	0
Garvey, 1b	3	0	1	1	Petry, p	0	0	0	0
Clark, 1b	1	0	0	0	Hernandez, p	0	0	0	0
Murphy, cf	3	0	1	0	Murray, 1b	3	0	0	0
McGee, cf	2	0	1	2	Brunansky, rf	1	0	0	0
Strawberry, rf	1	2	1	0	Ripken, ss	3	0	1	0
Parker, rf	2	0	0	0	Trammell, ss	1	0	0	0
Nettles, 3b	2	0	0	0	Winfield, rf	3	0	1	0
Wallach, 3b	2	1	1	0	Moore, p	0	0	0	0
Kennedy, c	2	0	1	1	Boggs, 3b	0	0	0	0
Virgil, c	1	0	1	2	Rice, lf	3	0	0	0
Valenzuela, p	0	0	0	0	Fisk, c	2	0	0	0
Rose, ph	1	0	0	0	Whitt, c	0	0	0	0
Reardon, p	0	0	0	0	Ward, ph	1	0	0	0
Wilson, ph	1	0	0	0	Gedman, c	1	0	0	0
Gossage, p	0	0	0	0	Morris, p	0	0	0	0
Smith, ss	4	0	0	0	Key, p	0	0	0	0
Hoyt, p	1	0	0	0	Baines, ph	1	0	1	0
Templeton, ph	1	0	1	0	Bytlevan, p	0	0	0	0
Sandberg, 2b	1	1	0	0	Cooper, ph	0	0	0	0
					Stieb, p	0	0	0	0
					Mattingly, 1b	1	0	0	0
Totals	35	6	9	6	Totals	30	1	5	1

GW RBI — Garvey. **E** — Kennedy. **LOB** — National 10, American 7. **2B** — Herr, Murphy, Wallach and McGee. **SB** — Henderson, Strawberry, Winfield, Cruz and Garcia. **SF** — Brett. **DP** — National 1.

Pitching

National	IP	H	R	ER	BB	SO	American	IP	H	R	ER	BB	SO
Hoyt (W)	3.0	2	1	0	0	0	Morris (L)	2.2	5	2	2	1	1
Ryan	3.0	2	0	0	2	2	Key	0.1	0	0	0	0	0
Valenzuela	1.0	0	0	0	1	1	Bytlevan	2.0	3	2	2	1	1
Reardon	1.0	1	0	0	0	1	Stieb	1.0	0	0	0	1	2
Gossage	1.0	0	0	0	1	2	Moore	2.0	0	0	0	0	1
							Petry	0.1	0	2	2	3	1
							Hernandez	0.2	1	0	0	1	2

WP — Valenzuela. **HBP** — Strawberry (by Bytlevan). **Umpires** — McCoy, Kibler, Bremigan, Williams, Coble and Marsh. **T** — 2:54. **A** — 54,960.



40TH SEASON ANNIVERSARY ALL-TIME TEAM



In 2000, the Minnesota Twins celebrated 40 years of baseball in Minnesota. As part of that celebration, the Twins announced the Twins All-Time Team as part of the ballclub's 40th Season Celebration.

Voting for the Twins All-Time Team was split into three phases, including: the Fans, the Upper Midwest Media and the Players (former/current Twins players and coaches). Each groups' vote counted one-third toward the final balloting results with the top vote recipients at each position automatically being named to the team. The All-Time Team selection committee reserved the right to name additional players to the final roster based upon overall vote totals.

The All-Time Team took part in an on-field pre-game ceremony on August 12, 2000 and a poster depicting the All-Time team was given to the first 10,000 fans in attendance, courtesy of the Star Tribune.

A total of 93 Twins players and managers were featured on the All-Time Team ballot which included categories for each of the following: Manager, Catcher, First Base, Second Base, Third Base, Shortstop, Outfield, Right-Hand Starting Pitcher, Left-Hand Starting Pitcher, Relief Pitcher, Designated Hitter, Pinch Hitter and Utility Player.

The Minnesota Twins 40th Season All-Time Team is comprised of 22 members of which ten were also on the club's 25th Anniversary Team in 1986 including catcher Earl Battey, first baseman Harmon Killebrew, second baseman Rod Carew, shortstop Zoilo Versalles, leftfielder Bob Allison, centerfielder Cesar Tovar, rightfielder Tony Oliva, righthanded pitcher Camilo Pascual, lefthanded pitcher Jim Kaat and relief pitcher Al Worthington. The Minnesota Twins 40th Season Anniversary All-Time Team is listed below:

Pos.	Player	Years	Pos.	Player	Years
MGR	Tom Kelly	1986-01	RHP	Bert Blyleven	1970-76, '85-88
C	Earl Battey	1961-67		Jim Perry	1963-72
1B	Kent Hrbek	1981-94		Camilo Pascual	1961-66
2B	Rod Carew	1967-78	LHP	Jim Kaat	1961-73
3B	Harmon Killebrew	1961-74		Frank Viola	1982-89
	Gary Gaetti	1981-90	RP	Rick Aguilera	1989-99
SS	Greg Gagne	1983-92		Jeff Reardon	1987-89
	Zoilo Versalles	1961-67		Al Worthington	1964-69
OF	Bob Allison	1961-70	DH	Paul Molitor	1996-98
	Tony Oliva	1962-76	PH	Randy Bush	1982-93
	Kirby Puckett	1984-95	UTIL	Cesar Tovar	1965-72



25TH ANNIVERSARY TEAM

In 1986, the Minnesota Twins celebrated 25 years of baseball in Minnesota. As part of that celebration, the Twins held a 25th Anniversary Reunion on July 31-August 3. The weekend began with a banquet in which the Silver Anniversary Team, voted by fans, was announced (see above). The weekend concluded with an Old Timers game, featuring the 1965 World Series Twins playing a team consisting of other former Twins, and a pre-game ceremony honoring the Silver Anniversary Team. Fans were treated to a Camera Night in which they were able to take pictures with their favorite former Twins and received a framable poster which was a collage of the team. Below is the 25th Anniversary Team.

Pos.	Player	Years
LF	Bob Allison	1961-70
CF	Cesar Tovar	1965-72
RF	Tony Oliva	1962-76
3B	John Castino	1979-84
SS	Zoilo Versalles	1961-67
2B	Rod Carew	1967-78
1B	Harmon Killebrew	1961-74
C	Earl Battey	1961-67
LHP	Jim Kaat	1961-73
RHP	Camilo Pascual	1961-66
RP	Al Worthington	1964-69
MGR	Billy Martin	1969





ALL-METRODOME TEAM

In 2009, the Minnesota Twins celebrated the final season in the Hubert H. Humphrey Metrodome. As part of that celebration, the Twins held a "Farewell To The Metrodome" weekend during which the All-Metrodome Team was announced.


Voting for the Twins All-Metrodome Team was split into three phases, including the fans, the Upper Midwest media and a veteran's committee made up of Twins alumni, front office representatives and team historians. In total, more than 100,000 votes were cast by the fans at www.twinsbaseball.com.

The All-Metrodome team took part in an on-field ceremony following the Twins final scheduled regular season home game on October 4, 2009 vs. the Kansas City Royals. Below are the players that make up the Twins All-Metrodome Team:

POS	Player	Years	POS	Player	Years
SP	Bert Blyleven	1985-89	2B	Chuck Knoblauch	1991-97
SP	Brad Radke	1995-2006	SS	Greg Gagne	1983-92
SP	Johan Santana	2000-07	3B	Gary Gaetti	1982-90
SP	Frank Viola	1982-89	LF	Dan Gladden	1987-91
RP	Rick Aguilera	1989-99	CF	Torii Hunter	1998-2007
RP	Joe Nathan	2004-09	CF	Kirby Puckett	1984-95
C	Joe Mauer	2004-09	RF	Tom Brunansky	1982-88
1B	Ken Hrbek	1982-94	DH	Paul Molitor	1996-98
1B	Justin Morneau	2003-09	MGR	Tom Kelly	1986-2001

ALL-METRODOME LEADERS

Stat	Player	Years	Total	Stat	Player	Years	Total
Games	Kirby Puckett	1984-95	914	Wins	Brad Radke	1995-2006	85
At-Bats	Kirby Puckett	1984-95	3,689	Win %	Johan Santana	2000-07	.676
Hits	Kirby Puckett	1984-95	1,269	Saves	Joe Nathan	2004-09	125
Runs	Kirby Puckett	1984-95	626	Games	Eddie Guardado	1993-2008	328
2B	Kirby Puckett	1984-95	239	Starts	Brad Radke	1995-2006	197
3B	Kirby Puckett	1984-95	38	CG	Frank Viola	1982-89	28
HR	Kent Hrbek	1982-94	156	IP	Brad Radke	1995-2006	1,309.1
RBI	Kent Hrbek	1982-94	623	Strikeouts	Brad Radke	1995-2006	839
BB	Kent Hrbek	1982-94	438	ERA	Joe Nathan	2004-09	1.86
AVG.	Kirby Puckett	1984-95	.344				



50 GREATEST TWINS

In 2010, the Minnesota Twins celebrated 50 years of baseball in Minnesota. As part of that celebration, the Twins announced the 50 Greatest Twins. The 50 Greatest Twins players were voted upon by local media and Twins/Baseball historians. The team was introduced as part of the Twins 50th Anniversary Weekend. The All-Time Team took part in an on-field pre-game ceremony on September 3, 2010. Former Twins shortstop Greg Gagne was the newest member inducted into the Twins Hall of Fame on September 4. Finally, members of the 50 Greatest Twins and local Twins alumni gathered to play the first ever Twins Legends Game on September 5. Below is the complete list of the 50 Greatest Minnesota Twins:

POSITION	PLAYER	YEARS	POSITION	PLAYER	YEARS
Pitcher	Rick Aguilera	1989-99	Outfield/Infield	Gene Larkin	1987-93
Outfield	Bob Allison	1961-70	Manager	Billy Martin	1969
Catcher	Earl Battey	1961-67	Manager	Gene Mauch	1976-80
Pitcher	Bert Blyleven	1970-76, '85-88	Catcher	Joe Mauer	2004-Present
Outfield	Lyman Bostock	1975-77	Manager	Sam Mele	1961-67
Outfield	Tom Brunansky	1982-88	Designated Hitter	Paul Molitor	1996-98
Infield	Rod Carew	1967-78	First Base	Justin Morneau	2003-Present
Infield	John Castino	1979-84	Pitcher	Jack Morris	1991
Outfield/Infield	Michael Cuddyer	2001-Present	Pitcher	Joe Nathan	2004-09
Third Base	Gary Gaetti	1981-90	Outfield	Tony Oliva	1962-76
Shortstop	Greg Gagne	1983-92	Pitcher	Camilo Pascual	1961-66
Manager/Coach	Ron Gardenhire	1991-Present	Pitcher	Jim Perry	1963-72
Outfield	Dan Gladden	1987-91	Outfield	Kirby Puckett	1984-95
Pitcher	Dave Goltz	1972-79	Manager	Frank Quilici	1972-75
Pitcher	Jim "Mudcat" Grant	1964-67	Pitcher	Brad Radke	1995-2006
Pitcher	Eddie Guardado	1993-2003, 2008	Pitcher	Jeff Reardon	1987-89
Outfield	Larry Hisle	1973-77	Pitcher	Johan Santana	2000-07
First Base	Kent Hrbek	1981-94	Infield	Roy Smalley	1976-87
Outfield	Torii Hunter	1997-2007	Coach	Rick Stelmazsek	1981-Present
Pitcher	Jim Kaat	1961-73	Pitcher	Kevin Tapani	1989-95
Manager	Tom Kelly	1986-01	Utility	Cesar Tovar	1965-72
Third Base	Harmon Killebrew	1961-74	Infield	Zoilo Versalles	1961-67
Second Base	Chuck Knoblauch	1991-97	Pitcher	Frank Viola	1982-89
Pitcher	Jerry Koonsman	1979-81	Outfield/DH	Dave Winfield	1993-94
Third Base	Corey Koskie	1998-2004	Pitcher	Al Worthington	1964-69



GOOD TIMES ARE IN THE CARDS

Treasure Island Resort & Casino has 480 luxurious hotel rooms, a 3,000 seat Island Event Center and Island Xtreme Bowl, our 24-lane Brunswick bowling center complete with arcade and party rooms. Go golfing at Mount Frontenac or join us for one of our many dinner cruises on the Spirit of the Water cruise ship. Add all this excitement to our eight action-packed casino areas and you'll see why we are the best entertainment destination in the Midwest!



MINOR LEAGUES



Kyle Gibson, rhp

Kyle Gibson posted a record of 11-6, 2.96 (152.0 ip, 50 er) in 26 starts at three different levels for the Twins in 2010. He won the Jim Rantz Award, as the Twins Minor League Pitcher of the Year, in his first season in the Twins organization.

MINOR LEAGUE INFORMATION

MINNESOTA TWINS - MINOR LEAGUE DEPT.

Target Field
1 Twins Way
Minneapolis, MN 55403
(612) 659-3480
FAX: (612) 659-4026

MINNESOTA TWINS

SPRING TRAINING
Lee County Sports Complex
14110 Six Mile Cypress Pkwy.
Fort Myers, FL 33912
(239) 533-7640

MINNESOTA TWINS' MINOR LEAGUE SYSTEM

Senior Director, Minor Leagues..... Jim Rantz
Director, Baseball Operations..... Brad Steil
Manager, Minor League Administration..... Kate Townley
Coordinator, Florida Operations..... Brian Maloney

MINOR LEAGUE INSTRUCTORS

Field Coordinator..... Joel Lepl
Pitching Coordinator..... Eric Rasmussen
Hitting Coordinator..... Bill Springman
Hitting Instructor..... Tony Oliva
Infield/Baserunning Coordinator..... Paul Molitor
Latin America Coordinator..... Jose Marzan
Trainer and Rehab Coordinator..... Lanning Tucker
Equipment Manager..... Dave Ringle

TWINS' ORGANIZATIONAL STANDINGS

TEAM	LEAGUE	LEVEL	WON-LOST	STANDINGS	GB
Rochester	International	AAA	49-95 (North Division)	Sixth	-38.5
New Britain	Eastern	AA	44-98 (Eastern Division)	Sixth	-39.0
Ft. Myers	Florida State	High-A	28-42 1st Half (South Division) 36-32 2nd Half	Fifth Second	-15.5 -1.0
Beloit	Midwest	Low-A	37-32 1st Half (Western Division) 34-33 2nd Half	Fourth Fifth	-6.5 -8.0
Elizabethton*	Appalachian	Rookie	41-25 (West Division)	Second	-1.0
GCL Twins	Gulf Coast	Rookie	34-21 (South Division)	Third	-5.0
DSL Twins	Dominican Summer League	Rookie	29-42 Boca Chica Baseball City	Sixth	-21.5

* - Swept by the Johnson City Cardinals in 2 games in Appalachian League finals.

TWINS' MINOR LEAGUE STADIUMS PLAYING DIMENSIONS & ATTENDANCE FIGURES

CITY	NAME	SURFACE	DIMENSIONS			ATTENDANCE		
			LF	CF	RF	TOTAL	AVERAGE	
Rochester	Frontier Field	Natural	335'	402'	325'	462,004	70	6,600
New Britain	New Britain Stadium	Natural	325'	400'	325'	368,523	67	5,500
Ft. Myers	Bill Hammond Stadium	Natural	330'	405'	330'	112,733	66	1,708
Beloit	Pohlman Field	Natural	325'	380'	325'	73,440	67	1,096
Elizabethton	Joe O'Brien Field	Natural	335'	414'	326'	24,668	31	796
Ft. Myers (GCL Twins)	Lee County Complex	Natural	330'	405'	330'			

TWINS' FARM CLUBS YEAR-BY-YEAR OVERALL RECORDS

Year	Affil.	Won	Lost	Pct.	Year	Affil.	Won	Lost	Pct.	Year	Affil.	Won	Lost	Pct.
1961	7	436	457	.488	1978	5	356	273	.566	1995	6	347	328	.514
1962	7	417	444	.484	1979	5	306	316	.492	1996	6	357	329	.520
1963	7	426	458	.482	1980	5	322	310	.509	1997	6	357	330	.520
1964	7	365	493	.426	1981	5	329	296	.526	1998	6	378	312	.548
1965	8	508	426	.544	1982	5	304	326	.483	1999	6	342	347	.496
1966	8	489	432	.531	1983	5	316	317	.499	2000	6	367	317	.537
1967	8	488	390	.556	1984	5	329	299	.524	2001	6	368	312	.541
1968	8	483	405	.544	1985	5	319	317	.502	2002	6	368	313	.540
1969	8	410	463	.470	1986	5	290	340	.460	2003	6	343	339	.503
1970	8	416	455	.478	1987	5	285	350	.449	2004	6	341	338	.502
1971	8	444	425	.511	1988	6	336	299	.529	2005	6	364	316	.535
1972	7	423	446	.487	1989	6	364	326	.528	2006	6	355	309	.535
1973	6	382	363	.513	1990	6	375	316	.543	2007	6	382	307	.554
1974	5	347	264	.568	1991	6	334	349	.489	2008	6	362	319	.532
1975	5	349	268	.566	1992*	6	360	319	.530	2009	6	358	328	.522
1976	5	320	301	.515	1993	6	342	338	.503	2010	6	303	378	.445
1977	5	304	323	.485	1994	6	343	340	.502	Totals		18,319	17,446	.512

* Does not include Miracle (Co-Op team)



JIM RANTZ

Senior Director, Minor League Operations

Jim Rantz has been a member of the Twins' organization since its inception in 1961 after signing his first professional contract with Washington in 1960. He was elected to the Twins Hall of Fame, and was inducted during the 2007 season. A former pitcher, Rantz, 73, was the winning pitcher for the University of Minnesota in the deciding game of the 1960 College World Series. He spent five years as a player and manager before joining the Twins' front office following the 1965 season.

He spent four years as Assistant Public Relations Director before moving into the minor league and scouting department.

He was named Director of Minor League Operations in January, 1986.

Rantz' duties include full administration of the minor league department, including the working relationships with the Twins' six affiliates. He is responsible for player moves at the minor league level and for the development of young talent for the Major League club. Rantz also handles contract negotiations with minor league players. In 1997, he was the *Topps* Long and Meritorious Service Award winner. In 2000, the Twins organization was also named *Topps* Organization of the Year. *Baseball America* recognized the Twins as Organization of the Year in 2002 and 2004. In 2008, he was selected by minor league baseball as the first recipient of the Sheldon "Chief" Bender award for distinguished service, player development and fostering good relationships with the organization's affiliates.

Jim and his wife, Pearl, have four grown children and make their home in Lino Lakes, MN.



DERON JOHNSON

Director, Scouting

Deron Johnson has been a member of the Twins organization since January of 1994. While working as the Northern California Area Scout, Johnson was promoted to West Coast Supervisor in October of 1998 and on September 13, 2007, he was promoted to Director of Scouting for the Twins. In this position, he leads the Twins 27-man scouting staff in organization and preparation for the annual June First-Year Player Draft of high school and college players. Johnson focuses on amateur assignments for the summer and works with Pro Scouting Coordinator Vern Followell, to ensure coverage of all 30 Major League teams and their minor league affiliates.

Johnson was born and raised in Vallejo, CA, and graduated from St. Mary's College in Moraga, CA, with a BA in Liberal Arts in 1991. Prior to joining the Twins, Johnson played three minor league seasons as an outfielder in the Pittsburgh Pirates organization from 1988 – 1990. He served as the Assistant Baseball Coach & Recruiting Coordinator for the University of San Francisco from 1992-1993. In addition, Johnson has provided coverage of minor league and Major League teams and has been part of the Twins Advance Scouting team for the postseason over the past six years.

Deron and his wife, Alecia, have four children, Ashley, Alexis, Deron, Jr. and Dominique, and reside in Sacramento, CA.



BRAD STEIL

Director, Baseball Operations

Brad Steil begins his 11th year in the Twins organization and his fourth as Director of Baseball Operations. He is responsible for establishing and overseeing the budget for the minor league, Major League and scouting departments. He also acts as the liaison between the IS and baseball departments in regard to the club's computer scouting and evaluation programs. He travels to all the affiliates to evaluate players in the Twins' system and monitors the working relationship between the club and their six affiliates.

Steil was hired as the Administrative Assistant for Scouting in 2001 and was promoted to Baseball Operations Assistant in July of 2003. He was named Assistant Director of Baseball Operations in January of 2006 and served in that capacity until being promoted to his current position in September of 2007.

Steil is a native of Litchfield, MN, and graduated magna cum laude from Concordia College (Moorhead) in 1999. He also attended the St. Thomas Graduate School of Business (1999-2000).

Brad and his wife, Megan reside in Burnsville, MN.



JOEL LEPEL

Minor League Field Coordinator

Joel Lepel enters his sixth season as the Twins' Minor League Field Coordinator. He is responsible for evaluating minor league players and staff, coordinating and participating in on-field instruction, developing organization policies throughout the system and setting up and overseeing the daily workout schedule during spring training, regular season and instructional league.

Lepel spent five seasons (2001-05) as the Twins' Midwest Scouting Supervisor. Prior to that, he spent eight years as an area scout, covering North and South Dakota, Nebraska, Iowa, Wisconsin and Minnesota.

A native of Plato, MN, Lepel was signed as an 18th round draft choice by the Montreal Expos out of Mankato State University in 1980. He spent three seasons as a player in the Expos' system, before coaching at Western Kentucky University and Clemson University from 1983-88. Lepel came to the Twins' organization in 1989, managing the Sarasota Twins (Rookie, Gulf Coast League) for two seasons and the Kenosha Twins (A, Midwest League) in 1991 before becoming an area scout.

Joel and his wife Elynn reside in Plato, MN.

2010 MINOR LEAGUE RECAP

ROCHESTER (49-95, AAA, International League) --



The Red Wings finished in last place in the North Division of the International League and finished with the fourth-lowest winning percentage in all of Minor League baseball. The Wings became only the third International League team to lose 90-or-more games in a season since 1979 and became the first Rochester team to lose over 90 games since 1945. For the season, the Wings batted .252 with 592 runs scored while their pitchers posted a 4.93 combined ERA. Reliever Anthony Slama and outfielder Dustin Martin represented the Red Wings at the International League All-Star Game, while Slama was named the game's winning pitcher. Slama also appeared in the XM Future's game in Angels Stadium over the Major League All-Star break. First baseman, Brock Peterson, led the Wings offense by batting .245 with 19 home runs and 57 rbi. Reliever, Rob Delaney, led the club with seven wins and made an International League-high 61 appearances while helping lead the bullpen to 28 wins, 26 saves and an ERA of 4.42. Delaney was one of 11 Red Wings players from their Opening Day Roster to get called up to Minnesota during the year. Rochester used 48 different players during the season with 17 of them having spent time with the Twins at some point in the season.

NEW BRITAIN (44-98, AA, Eastern League) --



The Rock Cats finished last in their division of the Eastern League after earning a playoff berth the previous season. Their .310 winning percentage was the lowest in all of Double-A baseball. The Rock Cats batted .246 as a team with 226 doubles, 86 home runs and 553 runs scored. New Britain pitchers combined to have an ERA of 5.17 with 856 strikeouts in 1218.0 innings pitched. The Rock Cats sent three players to the Eastern League All-Star Game (pitchers Kyle Gibson and Deolis Guerra along with outfielder Ben Revere), and one player to participate in the XM Future's Game in Angels Stadium in Los Angeles (outfielder Ben Revere). Joe Benson led the club in home runs with 23, while batting .251 with 49 rbi. Three different players recorded 50-plus rbi for the Cats (Mark Dolenc,

Juan Portes and Steve Singleton), including a team-high of 55 from Portes. Revere ranked third in the EL in batting (.305) and stolen bases (36) and Singleton was tied for first in the EL in doubles with 43 (2nd-most in franchise history). 2009 Twins First-Round pick, Kyle Gibson, led the staff with seven wins and an ERA of 3.68 in 16 starts. Ben Revere was the only player from the club to be called up to Minnesota, becoming the first position player in the organization to be selected directly from Double-A to the big leagues since Alexi Casilla in 2006.

FT. MYERS (64-74, High-A, Florida State League) --



After winning the South Division in each half of 2009, The Miracle finished the first-half with a record of 28-42 and finished the second-half going, 36-32 (second place in the South). They posted an overall record of 64-74 and landed in fourth place of the FSL South Division. Ft. Myers hitters combined to bat .249 with 52 home runs and 517 runs scored. Nate Hanson led the club with 11 home runs, playing in 110 games. The pitching staff was led by Liam Hendricks who went 6-3, with a 1.93 ERA and was selected to the 2010 XM Future's Game in Los Angeles. The Miracle pitching staff combined to post a 3.90 ERA with 994 strikeouts and

443 walks in 1200.0 innings pitched. Daniel Osterbrock led the club with 112.0 innings pitched and led the FSL with his 2.73 ERA. Bruce Pugh led the club with 106 strikeouts and Billy Bullock saved a team-high 14 games for the Miracle. Brian Dozier was the only player to be named to the postseason All-Star team for the Miracle.

BELOIT (71-65, Low-A, Midwest League) --



The Snappers bounced back to go 71-65 in 2010 after going 57-83 in 2009. They went 37-32 in the first half and 34-33 in the second half and finished fourth in the Western division of the Midwest League. At the plate, the Snappers finished sixth in doubles (253) and eighth in runs scored (663). On the mound, the Snappers were seventh in strikeouts (1095) and second in most walks allowed (541). Midwest League mid-season All-Star, Anderson Hidalgo, led the club with a .316 batting average. Danny Rams led the Snappers with 16 home runs, Steven Liddle led in rbi with 70 and James Beresford led with 146 hits. Twins 2008, First-Round pick and number one prospect, Aaron Hicks, spent the entire season at Beloit, batting .279 with 27 doubles, 86 runs scored and was

named a mid-season All-Star. Tom Stuijbergen was named to the mid-season All-Star team and finished the season 6-4, with a 2.98 ERA with 88 strikeouts in 93.2 innings pitched. Kane Holbrooks was a mid-season All-Star with a 1.67 ERA and right-hander, Miguel Munoz, led the team in wins (12), innings pitched (131.2) and starts (21).

ELIZABETHTON (41-25, Rookie Advanced, Appalachian League) --



The E-Town Twins had their run of five consecutive West Division Titles snapped and were swept in the Appy League Finals, falling to Johnson City. They appeared in their sixth consecutive Appy League Championship and lost for the second consecutive season under Ray Smith. The Twins led the League in home runs for the third consecutive season (59), while scoring 334 runs and collecting 611 hits. Oswaldo Arcia led the league in batting average (.375) and rbi (51), was second in home runs (14), and third in doubles (21) and runs scored (47). The team's 2.89 ERA was the best in the league as was their 644 strikeouts. Manuel Soliman was second in the league in strikeouts with 74. Martire Garcia led the staff with a 6-0 record and a 1.75 ERA in eight starts. Garcia struck out 63 batters in 46.1 innings pitched.

GCL TWINS (29-31, Rookie, Gulf Coast League) --

The GCL Twins failed to make the Gulf Coast League's postseason for the first time since 2006, finishing with a record of 29-31 and in third place of the GCL South division. The Twins were led by their strong pitching staff, which posted a 3.42 ERA with 456 strikeouts and just 181 walks. Justin Parker led the staff with six wins (tied for first in the league), and a 2.23 ERA (fifth in the league). Parker (60.2 ip) and Cesar Ciurcina (65.0 ip) were both in the league's top four in innings pitched while Ciurcina also finished fifth in strikeouts (53). The team batters hit .247 with just 17 home runs and 248 runs scored. Eddie Rosario was third in the league in hits (57), and 10th in batting average (.294).

DSL TWINS (29-42, Rookie, Dominican Summer League) --

The DSL Twins went 29-42 on the season and finished sixth in the Boca Chica Baseball City Division one year after earning a wild card berth. One of the Twins top prospects, Miguel Sano, batted .344 with two doubles, one triple, three home runs, 10 rbi and 11 runs scored in just 20 games. Alexandre De Oliveira led the team with 19 rbi. The pitching staff posted a 3.31 ERA, led by Sterling Bonilla (1.36 ERA) and Ezequiel Zarzuela (2.68 ERA). Zarzuela (seven wins) and Edgar Martinez (six wins) led the club in victories. Angel Mata helped the club's solid pitching with a 2.12 ERA and a team-high of 54 strikeouts in 10 starts.

TWINS' MINOR LEAGUE COORDINATORS AND INSTRUCTORS

Bill Springman

Minor League Hitting Coordinator

Born October 6, 1956...wife RexAnn, son Slater, daughters Sheridan and Sutton...resides in Tulsa, OK...begins sixth season as minor league hitting coordinator after serving as hitting coach at Triple-A Rochester in 2005...was hitting coach at Triple-A Salt Lake, 1997-2000...played on Team USA during the 1977 World Cup Games in Nicaragua...selected by Pittsburgh in First Round of 1977 Secondary Phase free agent draft...named *Sporting News* First Team College All-American Shortstop in 1978...signed with California in seventh round of June, 1978 free agent draft from Oral Roberts University...named Topps' Single-A Shortstop of the Year in 1979...Coach of 1992 NCAA Division I National Champions at Pepperdine...served as associate scout in Chicago Cubs' organization, 1995-96...1985 graduate of University of Oklahoma with a degree in Physical Education...1994 graduate of Azusa Pacific University with a master's degree in Education.

SPRINGMAN'S MINOR LEAGUE TOTALS

Years	AVG	G	AB	R	H	2B	3B	HR	RBI	BB	SO
3 years	.274	217	796	117	218	52	7	15	123	74	144

Eric Rasmussen

Minor League Pitching Coordinator

Born March 22, 1952...wife Linda, twin sons Derek and Brock, and Michael...resides in Cape Coral, FL...begins 21st season with the organization and third as minor league pitching coordinator...served as the pitching coach for Ft. Myers for 10 seasons (1999-2008)...prior to that, he was the pitching coach for New Britain (1998), Ft. Myers (1996-97) and GCL Twins (1991-95)...minor league pitching coach for Cleveland (1988-89)...selected by St. Louis in 32nd round of June, 1973 free agent draft from University of New Orleans where he was first team All-American...passed up fourth round selection by Boston in January, 1971 free agent draft from Indian Hills Community College in Centerville, IA...played three seasons for St. Louis before being traded to San Diego in 1978...played two seasons in Mexico before being purchased again by St. Louis in 1982...signed as free agent with Kansas City in 1983...holds Major League record by pitching a shutout in first National League game July 21, 1975, and first American League game August 6, 1983.

RASMUSSEN'S MAJOR LEAGUE TOTALS

Year	Club	W-L	ERA	G	GS	CG	SHO	SV	IP	H	R	ER	BB	SO
1975-83	StL, S.D., K.C.	50-77	3.85	238	144	27	12	5	1017.2	1033	489	435	309	489

Paul Molitor

Minor League Baserunning/Infield coordinator

Born August 22, 1956...wife Destini, daughters Blaire and Julia, sons Joshua and Ben...resides in Edina, MN...begins eighth season as minor league baserunning/infield coordinator (2003, 2005-10)...was Twins' bench coach from 2000-01...1974 graduate of Cretin High School in St. Paul...attended University of Minnesota, where he was All-Conference in his last two seasons...played 21 Major League seasons with Milwaukee, Toronto and Minnesota...is one of only six players in Major League history (Ty Cobb, Honus Wagner, Eddie Collins, Lou Brock and Ricky Henderson) to amass at least 3,000 hits and 500 stolen bases in a career...ranks eighth on baseball's all-time list in hits, 11th in doubles, 13th in at-bats, 17th in runs, 30th in games, 37th in stolen bases and 98th in rbi...member of 1993 World Series Champion Toronto Blue Jays, earning World Series MVP honors...seven-time American League All-Star...inducted into National Baseball Hall of Fame in 2004.

MOLITOR'S MAJOR LEAGUE TOTALS

Years	Club	AVG	G	AB	R	H	2B	3B	HR	RBI	BB	SO
1978-98	Mil., Tor., Min.	.306	2683	10385	1782	3319	605	114	234	1307	1094	1244

Tony Oliva

Minor League Hitting Instructor

Born July 20, 1938...wife Gordette, daughter Anita, sons Pedro and Ricardo...resides in Bloomington, MN...begins 19th season as minor league hitting instructor...Twins' batting coach, 1986-91...Twins' first base coach in 1985...Twins' minor league hitting instructor 1979-84...Twins' first base coach and batting instructor, 1977-78...player/coach for Twins, 1976...signed with Minnesota as free agent from Cuba, July 24, 1961...played 13-plus Major League seasons as outfielder/designated hitter for Minnesota...American League Rookie of the Year in 1964...three-time American League Batting Champion, 1964, '65 and '71...led American League in hits, 1964, '66, '69 and '70...two-time *Sporting News* Player of the Year, 1965 and 1971...played in two ALCS (1969-70) and one World Series (1965)...eight-time American League All-Star...inducted into Twins' Hall of Fame in 2000.

OLIVA'S MAJOR LEAGUE TOTALS

Years	Club	AVG	G	AB	R	H	2B	3B	HR	RBI	BB	SO
1962-76	Minnesota	.304	1676	6301	870	1917	329	48	220	947	448	645

Jose Marzan

Latin America Coordinator

Born November 5, 1965...wife Marvilla, son Jonah...resides in Ft. Myers, FL...begins seventh year as Latin America Coordinator after managing Ft. Myers for five years (2000-04)...has a career record of 641-579 (.525) as a minor league manager...managed Single-A Quad City in 1999 and Single-A Ft. Wayne in 1998, leading both teams to the playoffs...has been affiliated with Twins' organization for 19 years...managed rookie-level Elizabethton, 1996-97...was coach for Single-A Ft. Myers in 1995 and managed Gulf Coast League Twins, 1993-94...began coaching career in 1992 as coach for the GCL Twins...was selected by Minnesota in the 16th round of the June, 1987 free agent draft from Florida State University...named Best Defensive First Baseman by California League managers while playing for Visalia in 1989...retired from playing after 1991 season.

MARZAN'S MINOR LEAGUE TOTALS

Years	AVG	G	AB	R	H	2B	3B	HR	RBI	BB	SO
5 years	.256	402	1199	183	307	53	6	13	158	181	163

John Kertis

Minor League Strength and Conditioning Coordinator

Born March 19, 1975...wife Julie, daughter Emma...resides in Ft. Myers, FL...begins his fifth season as the Twins' minor league strength and conditioning coordinator...served as minor league strength and conditioning intern for the Twins from 2002-06...earned degree in Exercise Physiology from Florida International University in Miami, FL...drafted by the Texas Rangers in the 17th round of June, 1996 free agent draft...played in Rangers' minor league system from 1996-99.

TRIPLE-A ROCHESTER RED WINGS

Tom Nieto

Manager

Born October 27, 1960...wife Karen, daughter Nicole, son Marcus...resides in Land O'Lakes, FL...begins his second season as manager at Rochester after managing Double-A New Britain in 2009...New York Mets' first base coach in 2008...was Mets' catching instructor from 2005-07...manager at Single-A Palm Beach from 2003-04...spent eight seasons (1995-2002) in the Yankees' organization, starting off as their Major League catching coach from 2000-01...managed several of the Yankees' minor league clubs including Single-A Tampa (1999-2000) and Single-A Greensboro (1997-98) where he was named Best Manager Prospect in the South Atlantic League by *Baseball America* in '97...spent the '97 off-season managing the Melbourne Reds of the Australian Winter League...was a coach at Norwich from 1995-96...managed Single-A Charleston in 1993-94, prior to that, he began his coaching career with Double-A Chattanooga with the Reds in 1992...caught for seven seasons professionally with St. Louis, Montreal, Minnesota and Philadelphia, playing on the 1987 Twins World Championship team and 1985 Cardinals National League Championship team...briefly attended Cerritos Junior College (CA) and was originally drafted by St. Louis third round of the June 1981 free agent draft out of Oral Roberts University.

Nieto's MAJOR LEAGUE TOTALS

Years	Club	AVG	G	AB	R	H	2B	3B	HR	RBI	BB	SO
1984-85	St. Louis	.239	128	339	22	81	14	2	3	46	31	55
1986	Montreal	.200	30	65	5	13	3	1	1	7	6	21
1987-88	Minnesota	.152	65	165	8	25	7	1	1	12	9	41
1989-90	Philadelphia	.160	28	60	2	8	0	0	0	4	9	18
7 years		.205	251	619	37	127	24	4	5	69	55	135

RECORD AS MANAGER

Year	Club	League	W	L	Pct.	Finish
1993	Charleston	South Atlantic	76	64	.543	2nd in 1st half/5th in 2nd half
1994	Charleston	South Atlantic	65	74	.468	3rd in 1st half/6th in 2nd half
1997	Greensboro	South Atlantic	75	65	.536	1st in 1st half/4th in 2nd half
1998	Greensboro	South Atlantic	79	63	.556	2nd in first half/2nd in 2nd half
1999	Tampa	Florida State	77	64	.546	1-3rd in first half/2nd in 2nd half
2000	Tampa	Florida State	70	70	.500	7th overall/3rd in division
2003	Palm Beach	Florida State	54	84	.391	12th overall/6th in division
2004	Palm Beach	Florida State	73	61	.545	5th overall/2nd in division
2009	New Britain	Eastern	72	69	.511	2nd in division
2010	Rochester	International	49	95	.340	6th in the North Division
Minor League Totals			690	709	.493	

Bobby Cuellar

Pitching Coach

Born August 20, 1952...wife Nora, daughters Tiffany and Emma and son Bobby...resides in Alice, TX...begins eighth season in the Twins' organization and third consecutive as the Red Wings pitching coach after serving as Double-A New Britain's manager in 2008 (64-77)...Rochester's pitching coach for four seasons (2002-05) prior to being named the bullpen coach for the Pittsburgh Pirates (2006-07)...was pitching coach for Texas Rangers (2001), Montreal Expos (1997-2000) and Seattle Mariners (1995-96)...was coach in Mariners minor league system 1983-94, spending 1994 as pitching coach at Calgary...was the organization's roving instructor (1992-93) and pitching coach at Jacksonville (1991), Williamsport (1989-90), San Bernardino (1988), Calgary (1985), Salt Lake (1984) and Bakersfield (1983)...managed Wausau in the Midwest League in 1986 and 1987, going 73-66 with a first place and second place finish...selected by Texas Rangers in 29th round of June, 1974 free agent draft as a righthanded pitcher from the University of Texas...played nine years in Rangers and Indians systems, appearing in four games for Texas in 1977.

CUELLAR'S MAJOR LEAGUE TOTALS

Year	Club	W-L	ERA	G	GS	CG	SHO	SV	IP	H	R	ER	BB	SO
1977	Texas	0-0	1.29	4	0	0	0	0	7.0	4	1	1	2	3

Floyd Rayford

Coach

Born July 27, 1957...daughter Christina...resides in Gainesville, FL...begins second season as coach for Rochester...was coach at New Britain for previous five seasons (2005-09)...was coach at Single-A Fort Myers in 2004...was coach at Single-A Quad City from 2000-03...was coach for Single-A Frederick in Baltimore organization in 1999...was coach for Single-A Beloit in Milwaukee's organization in 1998...was coach at Single-A Piedmont in 1997...was manager at Single-A Batavia in 1996 and coach from 1993-95...was coach at Triple-A Scranton from 1990-92...played in the Major Leagues with the Orioles in 1980, '82, and 84-87...played for Cardinals for part of 1983 season...batted .306 with 18 homers and 48 rbi in 1985.

RAYFORD'S MAJOR LEAGUE TOTALS

Years	Club	AVG	G	AB	R	H	2B	3B	HR	RBI	BB	SO
1980	Baltimore	.222	8	18	1	4	0	0	0	1	0	5
1982	Baltimore	.132	34	53	7	7	0	0	3	5	6	14
1983	St. Louis	.212	56	104	5	22	4	0	3	14	10	27
1984-87	Baltimore	.255	292	869	99	222	39	1	32	97	39	179
7 years		.244	390	1044	112	255	43	1	38	117	55	225

Riccardo Ingram

Hitting Instructor

Born September 10, 1966...wife Allison, daughters Kacey and Kristen...resides in Lilburn, GA...returns for his 14th season in the organization, his second as Triple-A and Double-A Hitting Instructor...was the coach at Rochester in 2008 and '09...spent the 2007 season managing New Britain and the 2006 season managing Ft. Myers...was manager of the GCL Twins in 2004...was coach at New Britain (2003), Ft. Myers (2000-2002), Quad City (1999) and Ft. Wayne (1998)...ended playing career as outfielder following the 1996 season...selected by Detroit in fourth round of June 1987 draft from Georgia Tech...was 1986 Atlantic Coast Conference Athlete of the Year...was All-ACC outfielder in 1987 and pre-season All-American defensive back for the Yellow Jackets...played seven seasons in Detroit organization, 1988-94...played for Salt Lake in Minnesota organization and led all Triple-A hitters in batting (.348) in 1995...batted .270 with 74 home runs and 428 rbi in nine minor league seasons...made appearances in Major Leagues for Detroit in 1994 and Minnesota in 1995.

INGRAM'S MAJOR LEAGUE TOTALS

Years	Club	AVG	G	AB	R	H	2B	3B	HR	RBI	BB	SO
1994	Detroit	.217	12	23	3	5	0	0	0	2	1	2
1995	Minnesota	.125	4	8	0	1	0	0	0	1	2	1
2 years		.194	16	31	3	6	0	0	0	3	3	3

ROCHESTER RED WINGS

One Morrie Silver Way,
Rochester, New York 14608
(585) 454-1001 FAX: (585) 454-1056

International League - AAA (9th year)

President/CEO	Naomi Silver
General Manager	Dan Mason
Media Relations	Chuck Hinkel
Stadium	Frontier Field
Capacity	10,840
Manager	Tom Nieto
Pitching Coach	Bobby Cuellar
Coach	Floyd Rayford
Roving Hitting Instructor	Ricardo Ingram
Trainer	Chad Jackson



Red Wings '10 Record49-95
(6th place)

TOM NIETO

Manager

Named manager
10/21/09, replacing
Stan Cliburn



2010 FINAL STATISTICS

PLAYER	AVG	G	AB	R	H	2B	3B	HR	RBI	SH	SF	HB	BB	SO	SB	CS	E	OBP
de San Miguel, Allan	.074	22	68	5	5	0	0	1	3	2	0	0	6	28	0	0	4	.149
Dinkelmann, Brian	.265	137	525	58	139	32	2	8	54	6	3	6	52	99	9	4	6	.336
Fernandez, Jair	.176	12	34	2	6	1	0	0	1	0	0	0	6	8	0	0	0	.300
Gardenhire, Toby	.188	50	154	14	29	1	0	1	15	4	1	3	11	16	1	1	8	.254
Harris, Brendan	.233	62	232	31	54	14	1	4	29	1	4	7	14	41	1	0	6	.292
Hughes, Luke	.257	22	74	12	19	8	0	1	7	1	0	1	5	18	2	0	1	.313
Jimenez, D'Angelo	.225	67	231	20	52	12	3	6	43	2	5	0	27	48	0	1	6	.300
Jones, Jacques	.280	96	339	36	95	24	0	4	31	0	1	2	18	84	4	0	3	.319
Lehmann, Danny	.263	25	76	9	20	7	0	0	5	3	0	2	7	6	0	0	3	.341
Lis, Erik	.205	51	166	15	34	7	0	6	23	1	2	2	10	46	0	1	0	.256
Macri, Matt	.251	97	338	46	85	23	1	9	36	2	4	4	33	91	2	5	14	.322
Martin, Dustin	.257	132	483	70	124	24	7	11	67	2	0	0	52	138	12	7	9	.329
Morales, Jose	.264	73	258	30	88	19	1	3	25	1	1	1	34	63	0	0	4	.350
Ortiz, Yancarlos	.241	7	29	5	7	1	1	1	6	0	2	0	2	5	0	0	2	.273
Peterson, Brock	.245	128	437	63	107	21	3	19	57	1	4	9	51	131	0	2	11	.333
Plouffe, Trevor	.244	102	402	53	98	22	4	15	49	8	2	6	27	90	5	5	12	.300
Ramos, Wilson	.241	71	278	25	67	14	0	5	30	2	0	3	12	49	1	2	5	.280
Repko, Jason	.281	60	228	38	64	8	2	6	28	2	1	2	30	49	10	3	0	.368
Roberts, Brandon	.333	38	153	19	51	7	2	1	15	0	3	5	10	20	9	3	3	.386
Tolbert, Matt	.283	42	173	19	49	9	3	1	11	1	1	0	13	30	6	1	8	.332
Valencia, Danny	.292	49	185	22	54	15	0	0	24	0	1	2	14	34	2	0	4	.347
Totals	.252	144	4863	592	1227	269	30	102	559	39	35	55	434	1094	64	35	118	.319

PITCHER	W	L	ERA	G	GS	CG	SH	SV	IP	H	R	ER	HR	HB	BB	SO	WP	BK	BAA
Blackburn, Nick	1	0	2.49	4	4	0	0	0	21.2	19	7	6	2	0	6	13	2	0	.229
Bromberg, David	1	4	3.98	9	9	0	0	0	52.0	47	30	23	9	5	13	47	1	0	.234
Burnett, Alex	0	2	5.49	14	0	0	0	2	19.2	26	12	12	1	0	8	18	2	0	.329
Condrey, Clay	0	0	18.00	1	0	0	0	0	1.0	3	2	2	0	1	0	0	0	0	.500
Delaney, Rob	7	9	4.73	61	0	0	0	4	80.0	82	48	42	12	1	23	92	4	1	.264
DeVries, Cole	0	3	5.79	9	3	0	0	0	23.1	26	17	15	2	0	14	24	3	1	.277
Fox, Matt	6	9	3.95	35	21	0	0	0	123.0	124	61	54	17	2	51	104	7	0	.264
Gardenhire, Toby	0	0	40.50	1	0	0	0	0	0.2	3	3	3	0	0	1	1	0	0	.600
Gibson, Kyle	0	0	1.72	3	3	0	0	0	15.2	12	5	3	0	1	5	9	1	0	.214
Guerra, Deolis	0	3	6.84	5	4	0	0	0	25.0	35	21	19	5	1	8	18	2	1	.337
Gutierrez, Carlos	0	0	2.25	2	0	0	0	0	4.0	5	1	1	0	0	2	6	0	0	.333
Hennessey, Brad	1	3	7.76	14	1	0	0	0	26.2	46	25	23	5	2	8	13	2	0	.377
Herrera, Yoslan	0	3	6.08	6	6	0	0	0	26.2	33	19	18	3	2	15	14	2	1	.306
Hirschfeld, Steve	0	0	4.50	1	1	0	0	0	6.0	6	3	3	2	0	1	2	0	0	.250
Lahey, Tim	5	3	5.08	45	1	0	0	0	79.2	72	48	45	8	3	43	57	1	1	.247
Lugo, Jose	0	6	6.72	56	2	0	0	0	85.2	106	68	64	16	3	44	84	5	1	.298
Macri, Matt	0	1	5.40	1	0	0	0	0	1.2	2	1	1	0	0	0	0	0	0	.333
Manship, Jeff	3	8	5.13	19	18	1	1	0	98.1	134	60	56	13	2	22	83	1	1	.329
Maroth, Mike	0	2	1.64	3	3	0	0	0	11.0	12	8	2	2	0	3	11	1	0	.261
Mujares, Jose	0	0	27.00	2	0	0	0	0	1.2	6	5	5	1	0	1	2	0	0	.545
Mullins, Ryan	4	7	4.60	19	16	0	0	0	90.0	106	49	46	14	2	26	58	5	1	.291
Neshek, Pat	5	1	3.89	30	0	0	0	1	39.1	40	21	17	4	3	13	25	0	0	.270
Perkins, Glen	4	9	5.81	26	24	0	0	0	124.0	160	91	80	14	5	36	98	1	1	.309
Province, Chris	0	2	6.06	5	2	0	0	0	16.1	15	13	11	1	1	7	16	2	0	.238
Robertson, Tyler	0	1	5.40	1	1	0	0	0	5.0	6	3	3	0	1	2	6	0	0	.273
Slaama, Anthony	2	2	2.20	54	0	0	0	17	65.1	41	16	16	5	1	32	74	2	0	.178
Swarzak, Anthony	5	12	6.21	22	22	0	0	0	111.2	143	87	77	14	5	38	69	2	0	.312
Waldrop, Kyle	5	3	2.57	59	0	0	0	2	87.2	89	38	25	5	7	20	60	4	1	.262
Zink, Charlie	0	2	12.75	3	3	0	0	0	12.0	15	18	17	2	1	19	3	0	0	.306
Totals	49	95	4.93	144	144	1	5	26	1254.2	1414	780	687	157	49	461	1007	50	10	.284

MINOR LEAGUES

DOUBLE-A NEW BRITAIN ROCK CATS

Jeff Smith

Manager

Born June 17, 1974...wife Ronna, sons Cooper and Cutter...resides in Naples, FL...begins his second season as New Britain's manager and sixth season as a manager in the Twins' system...Ft. Myers manager from 2008-09 and was named FSL manager of the Year in 2009 leading the Miracle to a 80-58 overall record...manager for Beloit from 2006-07...was hitting coach of GCL Twins in 2005...was a catcher in Twins' organization from 1996-2002...played for Boston and Texas organizations from 2003-04...playing career ended prior to 2005 season after major left knee injury...originally drafted by the Twins in the 20th round of the June, 1995 free agent draft out of Stetson University.

SMITH'S MINOR LEAGUE TOTALS

Years	AVG	G	AB	R	H	2B	3B	HR	RBI	BB	SO
9 years	.282	658	2130	242	600	115	3	44	285	151	343

RECORD AS MANAGER

Year	Club	League	W	L	Pct.	Finish
2006	Beloit	Midwest	74	64	.536	4th overall/2nd in division
2007	Beloit	Midwest	79	61	.564	2nd overall/1st in division
2008	Ft. Myers	Florida State	77	59	.566	1st overall/3rd in division
2009	Ft. Myers	Florida State	80	58	.580	1st overall/1st in division
2010	New Britain	Eastern League	44	98	.310	12th overall/6th in division
Minor League Totals			354	340	.510	

POST-SEASON PLAY

Year	Club	League	W	L	Pct.	Results
2006	Beloit	Midwest	1	2	.333	Lost to Peoria 2-1 in playoffs
2007	Beloit	Midwest	6	3	.666	Lost to West Mich. 3-2 in finals
2008	Ft. Myers	Florida State	3	3	.500	Lost to Daytona in the finals
2009	Ft. Myers	Florida State	1	2	.333	Lost to Charlotte in 1st round
Post-Season Totals			11	10	.524	

Stu Cliburn

Pitching Coach

Born December 19, 1956...wife Cyndi...resides in Ft. Myers, FL...begins 10th season as pitching coach at New Britain and third consecutive after spending 2006-08 as Rochester's pitching coach...2011 marks his 19th season in the Twins' organization...was pitching coach for Double-A New Britain from 1999-2005...was pitching coach for Single-A Ft. Myers in 1998 and was pitching coach for Wilmington of the Maryland Fall League in 1998...was pitching coach for Single-A Ft. Wayne, 1994-97...was pitching coach for Scottsdale in 1996 Arizona Fall League...was pitching coach for rookie-level Elizabethton in 1993...was pitching coach for California's Single-A affiliate Palm Springs, 1991-92...selected by Pittsburgh in fourth round of June, 1977 free agent draft from Delta State University (MS)...signed as free agent by California in 1982...was 9-3, with a 2.09 ERA and six saves in 1985...was California Angels' Rookie of the Year by Baseball Writers Association of Southern California and finished fifth in American League Rookie of the Year voting.

CLIBURN'S MAJOR LEAGUE TOTALS

Year	Club	W-L	ERA	G	GS	CG	SHO	SV	IP	H	R	ER	BB	SO
1984-88	California	13- 5	3.11	85	1	0	0	6	185.0	173	73	64	59	91

Tom Brunansky

Hitting Coach

Born August 20, 1960...wife Colleen...sons Jason, Ryan and Thomas and daughters Alexa and Erin...resides in Poway, CA...begins his first full season in the Twins organization after joining the GCL Twins in July of 2010...coached high school baseball at Poway High School (CA) from 2005-10...played 14 seasons in the Major Leagues with California, Minnesota, St. Louis, Boston and Milwaukee...was drafted in the first round (14th overall) of the 1978 First-Year Player Draft by California...traded to Minnesota in 1982...an All-Star in 1985 and member of the 1987 World Champion Minnesota Twins...named one of the 50 Greatest Twins in 2010...ranks ninth on the Twins All-Time home run list and 12th in walks.

BRUNANSKY'S MAJOR LEAGUE TOTALS

Years	Club	AVG	G	AB	R	H	2B	3B	HR	RBI	BB	SO
1981	California	.152	11	33	7	5	0	0	3	6	8	10
1982-88	Minnesota	.250	916	3313	450	829	154	13	163	469	394	589
1988-90	St. Louis	.238	320	1136	141	270	54	7	43	166	150	199
1990-92, '94	Boston	.252	457	1555	184	392	89	10	56	249	192	321
1993-94	Milwaukee	.187	96	252	22	47	9	3	6	29	26	68
14 years		.245	1800	6289	804	1543	306	33	271	919	770	1187

Riccardo Ingram

Hitting Instructor

See page 312

TWINS SCOUTING & MINOR LEAGUE DIRECTORS

Scouting Directors

Deron Johnson (2008-present)
 Mike Radcliff (1994-2007)
 Larry Corrigan (1992-93)
 Terry Ryan (1986-91)
 George Brophy ((1970-85)
 Sherry Robertson (1961-69)



Minor League Directors

Jim Rantz (1986-present)
 George Brophy (1970-85)
 Sherry Robertson (1961-69)

NEW BRITAIN ROCK CATS

P.O. Box 1718,
New Britain, CT 06050
(860) 224-8383 FAX: (860) 225-6267

Eastern League - AA (17th year)

President/CEO & General Manager.....Bill Dowling
Media Relations.....Bob Dowling
Stadium.....New Britain Stadium
Capacity.....6,146
Manager.....Jeff Smith
Pitching Coach.....Stu Cliburn
Hitting Coach.....Tom Brunansky
Roving Hitting Instructor.....Riccardo Ingram
Trainer.....Larry Benese



Rock Cats '10 Record.....44-98
(6th place)

JEFF SMITH

Manager

Named manager
10/21/09, replacing
Tom Nieto



2010 FINAL STATISTICS

PLAYER	AVG	G	AB	R	H	2B	3B	HR	RBI	SH	SF	HB	BB	SO	SB	CS	E	OBP
Benson, Joe	.251	102	374	65	94	20	7	23	49	0	1	9	39	115	14	9	5	.336
Bigley, Evan	.336	27	113	17	38	9	1	4	15	0	1	1	3	22	0	2	1	.356
Casilla, Alexi	.350	6	20	1	7	0	0	0	0	0	0	0	3	1	1	0	0	.435
Cates, Chris	.197	90	290	25	57	5	0	0	13	5	0	2	17	20	4	1	10	.246
De Los Santos, Estarlin	.177	64	237	21	42	11	1	1	17	4	1	2	21	60	6	8	22	.249
de San Miguel, Allan	.217	16	46	7	10	3	0	0	8	1	1	1	10	18	0	0	0	.362
Dolenc, Mark	.259	117	382	45	99	17	3	7	50	2	2	2	28	129	15	5	7	.312
Fernandez, Jair	.267	55	176	21	47	11	1	4	23	3	1	1	15	30	0	0	3	.326
Gardenhire, Toby	.225	15	40	2	9	1	0	0	3	1	0	1	3	6	0	1	4	.295
Howell, Jeff	.209	25	91	9	19	8	0	2	12	0	2	0	3	24	0	0	2	.229
Lehmann, Danny	.236	34	106	10	25	1	1	1	8	3	1	2	9	18	0	0	3	.305
Lis, Erik	.233	76	283	28	66	12	0	10	48	0	2	3	24	71	0	0	10	.298
Ortiz, Yancarlos	.171	77	199	14	34	3	0	1	13	1	0	0	16	46	2	0	10	.233
Parmelee, Chris	.275	111	411	51	113	25	2	6	44	0	7	2	43	70	3	2	11	.341
Portes, Juan	.213	127	441	48	94	17	4	9	55	2	5	5	43	96	0	1	19	.287
Rams, Daniel	.071	4	14	0	1	1	0	0	1	0	0	0	0	9	0	0	0	.071
Revere, Ben	.305	94	361	44	110	10	4	1	23	2	3	8	32	41	36	13	4	.371
Robbins, Whitney	.146	16	48	3	7	1	0	0	4	0	0	3	5	5	0	1	0	.268
Roberts, Brandon	.316	35	114	26	36	5	1	1	15	3	2	7	20	18	7	0	1	.441
Singleton, Steve	.267	138	502	68	134	43	4	7	50	4	10	9	39	57	2	5	17	.325
Solarie, Yangervis	.276	32	127	14	35	9	0	3	19	1	1	0	3	18	1	1	1	.290
Soto, Alexander	.245	29	98	11	24	6	0	2	7	0	0	0	7	20	0	1	0	.295
Streich, Tobias	.143	12	35	1	5	0	0	0	2	2	0	1	1	15	0	0	0	.189
Tosoni, Rene	.270	52	185	22	50	8	4	4	24	2	2	5	25	52	3	1	0	.369
Totals	.246	142	4693	553	1156	226	33	86	503	36	42	64	409	961	94	51	146	.313

PITCHER	W	L	ERA	G	GS	CG	SH	SV	IP	H	R	ER	HR	HB	BB	SO	WP	BK	BAA
Allen, Michael	1	1	7.84	16	0	0	0	0	20.2	31	27	18	2	2	10	14	3	0	.330
Arias, Henry	0	1	11.42	6	0	0	0	0	8.2	18	11	11	1	1	6	4	0	0	.462
Arias, Santos	0	7	4.82	23	2	0	0	0	37.1	41	24	20	5	0	20	25	2	0	.281
Blevins, Steven	0	0	4.35	4	0	0	1	10.1	9	6	5	0	0	2	7	1	0	0	.225
Bromberg, David	5	5	3.62	17	17	0	0	0	99.1	105	43	40	4	5	35	65	1	0	.273
Bullock, Billy	2	4	3.44	30	0	0	13	36.2	34	18	14	3	3	24	60	2	0	0	.239
Davis, Tony	1	2	2.68	25	0	0	0	1	37.0	26	16	11	0	2	28	26	2	0	.203
DeVries, Cole	1	5	5.80	39	2	0	0	1	68.1	87	53	44	10	3	25	63	6	0	.309
Gibson, Kyle	7	5	3.68	16	16	1	0	0	93.0	91	39	38	5	4	22	77	3	0	.259
Guerra, Deolis	2	10	6.24	19	19	1	0	0	102.1	127	83	71	14	4	37	67	9	1	.308
Gutierrez, Carlos	5	8	4.57	32	16	0	0	2	122.0	136	71	62	7	6	50	81	7	0	.291
Hirschfeld, Steve	0	0	5.32	11	3	0	0	0	22.0	22	14	13	4	2	13	21	0	0	.265
Holbrooks, Kane	0	0	5.40	1	1	0	0	0	5.0	6	3	3	1	0	1	3	0	0	.316
Lanigan, Bobby	2	3	5.23	9	8	0	0	0	41.1	54	25	24	5	2	12	17	1	0	.314
Martin, Blake	0	1	8.10	8	0	0	0	0	13.1	18	14	12	3	0	6	10	0	0	.316
McCardell, Mike	3	13	5.28	31	23	2	0	0	150.0	178	95	88	23	6	46	81	6	0	.299
Province, Chris	6	6	5.58	45	4	0	0	5	80.2	101	51	50	6	3	32	46	6	0	.305
Pugh, Bruce	0	2	15.43	2	2	0	0	0	7.0	15	16	12	2	1	8	4	0	0	.429
Robertson, Tyler	4	13	5.41	27	27	0	0	0	144.2	181	100	87	17	7	57	91	12	1	.308
Steedley, Spencer	1	3	3.00	10	0	0	0	0	18.0	15	8	6	0	1	7	19	1	0	.221
Testa, Joe	1	4	8.25	21	0	0	0	0	24.0	28	25	22	3	2	16	21	1	0	.301
Van Mill, Loka	1	2	6.37	23	0	0	0	0	29.2	40	24	21	1	2	22	21	3	0	.315
Watts, Dakota	0	0	12.27	2	0	0	0	0	3.2	4	5	5	0	0	2	5	0	0	.267
Williams, Matthew	2	3	5.23	28	2	0	0	3	43.0	48	33	25	6	3	19	28	0	0	.274
Totals	44	98	5.17	142	142	4	3	26	1218.0	1415	804	700	122	59	500	856	73	2	.292

Did you know?

... that the Twins were ranked as having the sixth-best farm system by *Baseball America*, entering the 2010 season. They ranked behind (in order) Tampa Bay, Texas, Cleveland, San Francisco and Boston. In 2009, the Twins entered the season ranking 22nd in all of Major League Baseball. The rankings take into account the amount of "high-ceiling" prospects as well as overall depth of talent.

SINGLE-A FT. MYERS MIRACLE

Jake Mauer

Manager

Born December 20, 1978...wife Rachel, daughter Lauren Joann, son Jake William...resides in Shoreview, MN...begins his fourth season as a manager in the organization and second for Ft. Myers...managed the GCL Twins from 2008-09...led the GCL Twins to a wild card victory in 2008 and won the South Division in 2009...was the coach of GCL Twins from 2006-07...was 23rd round draft pick by the Twins in June, 2001 free agent draft...played five seasons in Twins minor league system...attended the University of St. Thomas in St. Paul, MN...brother of Twins catcher Joe Mauer...brother Bill signed with the Twins as a free agent in 2003 and played parts of three seasons in the Twins minor league system.

MAUER'S MINOR LEAGUE TOTALS

Years	AVG	G	AB	R	H	2B	3B	HR	RBI	BB	SO
5 years	.265	365	1033	128	274	34	2	0	82	89	100

RECORD AS MANAGER

Year	Club	League	W	L	Pct.	Finish
2008	GCL Twins	Gulf Coast	35	21	.625	2nd in division/wild card winner
2009	GCL Twins	Gulf Coast	34	21	.618	1st in division
2010	Ft. Myers	Florida State	64	75	.464	4th in division/9th overall
Minor League Totals			133	117	.532	

POST-SEASON PLAY

Year	Club	League	W	L	Pct.	Results
2008	GCL Twins	Gulf Coast	0	1	.000	Lost to GCL Nationals in semi-finals
2009	GCL Twins	Gulf Coast	0	1	.000	Lost to GCL Nationals in semi-finals
Post-Season Totals			0	2	.000	

Steve Mintz

Pitching Coach

Born November 24, 1968...wife Cathi...daughter Abby, sons Hunter and Jacob...resides in Leland, NC...begins third season as pitching coach at Ft. Myers after spending time as the pitching coach at New Britain in 2008 and Beloit in 2007...was pitching coach for GCL Twins, 2002-05...retired from pitching midway through 2001 season in Anaheim organization...spent latter half of 2001 as pitching coach for Angels short-season minor league teams...pitched 12 seasons professionally with Los Angeles, Boston, San Francisco, San Diego, Pittsburgh and Anaheim...made Major League debut May 18, 1995...first career Major League win, June 14, 1995 at Chicago (NL)...originally drafted as catcher by the Los Angeles Dodgers in the June, 1990 Free Agent Draft.

MINTZ'S MAJOR LEAGUE TOTALS

Year	Club	W-L	ERA	G	GS	CG	SHO	SV	IP	H	R	ER	BB	SO
1995	San Francisco	1-2	7.45	14	0	0	0	0	19.1	26	16	16	12	7
1999	Anaheim	0-0	3.60	3	0	0	0	0	5.0	8	2	2	2	2
2 years		1-2	6.66	17	0	0	0	0	24.1	34	18	18	14	9

Jim Dwyer

Coach

Born January 3, 1950...wife Cookie...sons Ryan, Rhett and Andrew and daughter Jaimie...resides in Cape Coral, FL...begins sixth season as coach at Ft. Myers...was Twins minor league roving hitting coordinator, 1997-2005...coached at Double-A New Britain, 1995-96...managed Single-A Ft. Wayne, 1993-94 and Kenosha in 1992...was hitting coach at Triple-A Portland in 1991...selected by St. Louis in 11th round of June, 1971 free agent draft from Southern Illinois University...played 18 years as outfielder in Major Leagues with St. Louis, Montreal, New York (NL), San Francisco, Boston, Baltimore and two-plus seasons with Twins from 1988-90...collected 100th career pinch-hit with rbi-single, June 10, 1990 vs. Chicago White Sox...is 10th on the all-time list among Major Leaguers in pinch-hits (100)...earned accounting degree from Southern Illinois-Carbondale.

DWYER'S MAJOR LEAGUE TOTALS

Years	Club	AVG	G	AB	R	H	2B	3B	HR	RBI	BB	SO
1973-90	7 Teams	.260	1328	2761	409	719	115	17	77	349	402	402

TWINS' 2010 FULL SEASON LEADERS

Rochester - New Britain - Ft. Myers - Beloit

BATTING

AVG	Brandon Roberts, Ft. Myers/New Britain/Rochester	.327
G	Steve Singleton, New Britain	138
AB	Brian Dinkelman, Rochester	525
R	Aaron Hicks, Beloit	86
H	James Beresford, Beloit	126
TB	Joe Benson, Ft. Myers/New Britain	247
2B	Steve Singleton, New Britain	43
3B	Angel Morales, Beloit/Ft. Myers	10
HR	Joe Benson, Ft. Myers/New Britain	27
RBI	Erik Lis, New Britain/Rochester	71
BB	Aaron Hicks, Beloit	88
SO	Danny Rams, Beloit/New Britain	154
SB	Ben Revere, New Britain	36
SLG	Joe Benson, Ft. Myers/New Britain	.538
OBP	Aaron Hicks, Beloit	.401

PITCHING

W	Miguel Munoz, Beloit	12
L	Tyler Robertson, New Britain/Rochester	14
ERA	Anthony Slama, Rochester	2.20
G	Rob Delaney, Rochester	61
GS	Tyler Robertson, New Britain/Rochester	28
CG	Kyle Gibson, FIM/NB/Roch & Mike McCardell, NB	2
SHO	Many	1
SV	Billy Bullock, Ft. Myers/New Britain	27
IP	Kyle Gibson, Ft. Myers/New Britain/Rochester	152.0
BB	Shooter Hunt, Ft. Myers	84
SO	Kyle Gibson, Ft. Myers/New Britain/Rochester	126

FT. MYERS MIRACLE

14400 Six Mile Cypress Parkway,
 Ft. Myers, FL 33912
 (239) 768-4210 FAX: (239) 768-4211


Florida State League - A (20th year)



JAKE MAUER

Manager

Named manager
 10/21/09, replacing
 Jeff Smith



Executive Vice President/General Manager.....Steve Gliner
 Media Relations and Promotions.....Gary Sharp
 Stadium.....Hammond Stadium
 Capacity.....8,100
 Manager.....Jake Mauer
 Pitching Coach.....Steve Mintz
 Coach.....Jim Dwyer
 Trainer.....Chris Johnson

Miracle 10 Record.....64-74
 (1st half/5th place, 2nd half/2nd place)

2010 FINAL STATISTICS

PLAYER	AVG	G	AB	R	H	2B	3B	HR	RBI	SH	SF	HB	BB	SO	SB	CS	E	OBP
Benson, Joe	.294	21	85	16	25	11	1	4	13	0	0	3	8	21	5	0	1	.375
Bigley, Evan	.262	97	374	41	98	24	1	2	28	4	3	3	15	80	2	1	0	.294
Casilla, Alexi	.167	3	12	0	2	0	0	0	1	0	0	0	2	2	1	1	0	.286
Cates, Chris	.202	33	104	12	21	1	0	0	7	2	2	0	9	7	3	0	10	.261
De Los Santos, Estarlin	.274	59	234	25	64	11	3	0	23	3	1	2	22	55	13	2	18	.340
de San Miguel, Allan	.194	49	139	17	27	6	0	5	24	4	2	4	31	53	1	0	6	.352
Dozier, Brian	.274	93	350	44	96	11	1	5	42	9	6	1	44	41	10	4	15	.352
Fernandez, Jair	.203	21	64	8	13	3	0	0	9	0	0	2	14	18	0	0	4	.363
Goncalves, Jonathan	.240	97	325	37	78	9	0	2	24	4	2	8	38	96	6	6	4	.332
Hanson, Nathan	.254	110	405	47	103	18	1	11	49	1	5	7	37	70	2	1	7	.324
Harrington, Michael	.153	36	111	5	17	3	0	0	5	1	0	1	8	31	0	0	2	.217
Herrmann, Chris	.219	107	356	34	78	17	3	2	30	2	2	7	41	74	3	2	5	.310
Kelly, Paul	.286	12	42	4	12	1	0	0	4	0	0	0	4	11	0	0	2	.348
Morales, Angel	.272	73	261	35	71	11	3	1	19	7	2	3	28	75	11	5	3	.347
Parmelee, Chris	.338	22	80	9	27	2	1	2	17	0	0	0	13	11	0	1	1	.430
Roberts, Brandon	.333	14	54	8	18	2	0	1	8	0	0	1	2	6	6	0	0	.368
Rohlfing, Daniel	.242	41	132	13	32	13	0	1	13	2	0	3	15	36	0	1	6	.333
Romero, Debinson	.252	111	397	52	100	16	5	6	54	0	4	8	53	91	1	1	15	.348
Romero, Nicholas	.251	110	394	39	99	27	5	3	44	2	7	4	43	85	4	2	18	.326
Santana, Ramon	.199	45	156	15	31	10	2	1	12	1	0	5	11	51	1	1	2	.273
Solarte, Yangervis	.320	45	172	19	55	9	1	2	15	2	0	1	19	13	3	0	9	.371
Streich, Tobias	.292	7	24	4	7	1	1	0	4	0	1	0	1	7	0	0	0	.308
Thompson, Drew	.203	78	261	33	53	13	1	4	22	2	4	1	31	76	4	1	15	.286
Totals	.249	138	4532	517	1127	219	29	52	467	46	41	64	483	1010	76	29	159	.327

PITCHER	W	L	ERA	G	GS	CG	SH	SV	IP	H	R	ER	HR	HB	BB	SO	WP	BK	BAA
Allen, Michael	0	2	6.00	21	0	0	0	3	30.0	31	23	20	3	4	14	35	3	0	.261
Alloway, Nicholas	0	1	24.00	2	1	0	0	0	3.0	10	8	8	0	0	4	3	0	0	.526
Arias, Henry	0	0	21.00	2	0	0	0	0	3.0	7	10	7	1	1	3	4	2	0	.412
Arias, Santos	4	5	4.17	12	12	1	0	0	69.0	76	37	32	4	2	15	28	1	0	.277
Blevins, Steven	3	4	4.34	33	1	0	0	3	58.0	77	33	28	1	1	21	38	1	0	.324
Bullock, Billy	0	4	3.62	28	0	0	0	14	37.1	39	15	15	2	3	19	45	2	0	.281
Carroll, Brett	1	0	3.38	3	0	0	0	0	8.0	10	4	3	0	1	0	7	0	0	.294
Carter, Bart	0	0	20.25	1	0	0	0	0	1.1	4	3	3	0	0	0	1	0	0	.500
Condrey, Clay	0	0	0.00	1	0	0	0	0	3.0	3	0	0	0	0	0	1	0	0	.273
Davis, Tony	0	0	2.87	17	0	0	0	1	31.1	32	13	10	1	2	18	19	0	0	.267
Deminsky, David	0	0	6.55	2	2	0	0	0	11.0	15	8	8	2	0	6	8	0	0	.366
Garcia, Jhon	2	1	2.08	11	0	0	0	3	26.0	18	8	6	1	0	6	20	0	0	.202
Gibson, Kyle	4	1	1.87	7	7	1	1	0	43.1	33	11	9	2	2	12	40	2	0	.213
Gonzalez, Jose	1	0	1.17	8	0	0	0	1	15.1	12	4	2	0	0	1	10	1	0	.207
Hendriks, Liam	6	3	1.93	13	12	1	0	0	74.2	63	20	16	2	1	8	66	3	0	.225
Hirschfeld, Steve	0	0	13.50	1	0	0	0	0	2.0	3	3	3	0	0	1	2	0	0	.333
Holbrooks, Kane	3	3	2.27	8	7	1	0	0	43.2	37	12	11	2	2	15	36	1	0	.226
Hunt, Shooter	1	5	7.49	40	7	0	0	3	67.1	54	62	56	5	11	84	79	19	0	.223
Lamigan, Bobby	3	1	2.15	11	10	0	0	0	54.1	43	19	13	2	5	7	41	3	0	.212
Lobanov, Andrei	2	0	2.03	14	0	0	0	0	26.2	26	7	6	1	0	5	22	0	0	.255
Mahay, Ron	0	1	1.93	4	0	0	0	0	4.2	5	1	1	0	0	1	4	0	0	.278
Martin, Blake	4	3	4.79	28	3	0	0	0	56.1	70	43	30	6	0	28	47	6	0	.310
Neshek, Pat	0	0	13.50	2	0	0	0	0	2.0	3	3	3	0	0	2	2	0	0	.333
Osterbrock, Daniel	7	8	2.73	20	18	0	0	0	112.0	103	43	34	6	4	23	79	2	0	.243
Pugh, Bruce	7	10	4.03	20	19	0	0	0	102.2	81	52	46	10	10	48	106	11	0	.215
Salcedo, Adrian	1	3	6.26	6	6	0	0	0	27.1	42	21	19	3	4	8	16	2	0	.378
Schuld, Matt	0	0	3.78	6	0	0	0	2	16.2	17	10	7	0	2	4	11	1	0	.270
See, Zach	0	0	2.25	1	0	0	0	1	4.0	3	1	1	0	0	0	0	0	0	.231
Tarsi, Michael	5	10	5.02	24	18	0	0	0	98.2	110	70	55	6	6	36	70	7	0	.279
Jesta, Joe	1	1	3.30	15	0	0	0	1	30.0	39	13	11	1	3	12	29	1	1	.312
Tippett, Brad	0	2	6.28	10	5	0	0	0	28.2	39	24	20	2	2	9	23	5	0	.315
Van Mil, Loek	0	1	4.50	3	0	0	0	0	4.0	4	2	2	0	2	0	5	0	0	.267
Watts, Dakota	4	2	3.19	17	0	0	0	6	31.0	26	11	11	2	2	12	29	2	0	.228
Williams, Matthew	3	2	3.88	17	6	0	0	1	58.0	56	26	25	4	1	16	45	3	0	.248
Wimmers, Alex	2	0	0.57	4	4	0	0	0	15.2	6	1	1	0	0	5	23	0	0	.113
Totals	64	74	3.90	138	138	4	12	39	1200.0	1197	621	520	69	71	443	994	80	1	.259

SINGLE-A BELOIT SNAPPERS

Nelson Prada

Manager

Born February 22, 1976...resides in Barquisimeto, VZ...begins seventh year as manager in the Twins organization and his fourth for Beloit... managed GCL Twins from 2005-07...was coach at GCL Twins in 2004...was Twins Venezuela Academy Coordinator, 2001-2003 and managed VSL Twins in 2001 and 2003...began coaching career with the Twins after being released prior to the end of spring training in 1999...signed with Twins as non-drafted free agent in 1995 and played four minor league seasons.

PRADA'S MINOR LEAGUE TOTALS

Years	AVG	G	AB	R	H	2B	3B	HR	RBI	BB	SO
4 years	.247	135	453	40	112	26	2	6	51	16	85

RECORD AS MANAGER

Year	Club	League	W	L	Pct.	Finish
2005	GCL Twins	Gulf Coast	28	26	.519	T-2nd in division
2006	GCL Twins	Gulf Coast	26	27	.491	3rd in division
2007	GCL Twins	Gulf Coast	37	19	.661	1st in division
2008	Beloit	Midwest	71	67	.514	5th in division
2009	Beloit	Midwest	57	83	.407	8th in division
2010	Beloit	Midwest	71	65	.522	4th in division
Minor League Totals			290	287	.503	

POST-SEASON PLAY

Year	Club	League	W	L	Pct.	Results
2007	GCL Twins	Gulf Coast	0	1	.000	Lost to GCL Yankees in semi-finals
Post-Season Totals			0	1	.000	

Gary Lucas

Pitching Coach

Born November 8, 1954...wife Taffee, daughters Mindy, Holly and Karlee...resides in Rice Lake, WI...begins fourth consecutive season as Beloit's pitching coach and fifth season for Beloit overall, after serving as pitching coach for New Britain (2006-07), Beloit (2005) and Quad City (2000-04)...was pitching coach for Single-A Quad City (Hou.) in 1993-1994...was pitching coach for Single-A San Jose in 1991...was pitching coach for Single-A Clinton in 1992...selected by Cincinnati in first round of June 1973 supplemental draft...was drafted out of Chapman College by San Diego in 19th round of 1976 June draft...played in San Diego organization from 1976-1983...played for Montreal from 1984-85...played for California in 1986-1987...played in San Francisco organization in 1988.

LUCAS' MAJOR LEAGUE TOTALS

Year	Club	W-L	ERA	G	GS	CG	SHO	SV	IP	H	R	ER	BB	SO
1980-83	San Diego	18-33	2.90	230	18	0	0	49	428.1	390	165	138	142	262
1984-85	Montreal	6-5	2.98	104	0	0	0	9	120.2	117	49	40	44	73
1986-87	California	5-6	3.45	75	0	0	0	5	120.0	111	60	46	41	75
8 years		29-44	3.01	409	18	0	0	63	669.0	618	274	224	227	410

Tom Watkins

Coach

Born June 18, 1980...resides in Ft. Myers, FL...begins his second season as a coach at the professional level...was selected by Minnesota in the 38th round of the June, 1998 First-Year Player Draft from Riverdale High School in Florida...played 12 seasons in the Twins organization and appeared in nine games for the Twins in 2007, playing a majority at third base prior to being disabled with a lower abdominal strain in late August.

WATKINS' MAJOR LEAGUE TOTALS

Years	Club	AVG	G	AB	R	H	2B	3B	HR	RBI	BB	SO
2007	Minnesota	.357	9	28	2	10	0	0	0	0	4	4

WATKINS' MINOR LEAGUE TOTALS

Years	AVG	G	AB	R	H	2B	3B	HR	RBI	BB	SO
12 years	.248	959	2847	426	705	134	8	31	290	321	489

TWINS' MINOR LEAGUE AFFILIATE HISTORY

TRIPLE-A

Rochester, 2003-
Edmonton, 2001-02
Salt Lake, 1994-00
Portland, 1987-93
Toledo, 1978-86
Tacoma, 1972-77
Portland, 1971
Evansville, 1970
Denver, 1965-69
Atlanta, 1964
Dallas-FW, 1962-63
Syracuse, 1961

DOUBLE-A

New Britain, 1995-
Nashville, 1992-94
Orlando, 1973-91
Charlotte, 1962-72
Nashville, 1961

HIGH SINGLE-A

Ft. Myers, 1992-
Visalia, 1977-91
Reno, 1975-76
Lynchburg, 1970-74
Red Springs, 1969
Wilson, 1962-68
Charlotte, 1961

LOW SINGLE-A

Beloit, 2005-
Quad City, 1999-04
Ft. Wayne, 1993-98
Kenosha, 1984-92
Wis. Rapids, 1972-83
Ft. Lauderdale, 1973
Charlotte, 1972
Orlando, 1972
St. Cloud, 1965-71
Wis. Rapids, 1964-70
Auburn, 1967-70
Orlando, 1963-70
Thomasville, 1965-66
Bis.-Man., 1962-64
Erie, 1961-63
Ft. Walton, 1961-62
Wilson, 1961

ROOKIE ADVANCED

Elizabethton, 1974-
Geneva, 1973
Sarasota, 1964-72
Wytheville, 1961-63

LOW ROOKIE

GCL (Ft.M.), 1990-
Sarasota, 1989
Bradenton, 1965
Melbourne, 1964

BELOIT SNAPPERS

2301 Skyline Dr.,
Beloit, WI 53511
(608) 362-2272 FAX: (608) 362-0418

Midwest League - A (7th year)

Chairman	Dennis Conerton
President	Perry Folts
General Manager	Jeff Vohs
Media Relations	Justin Waters
Stadium	Pohlman Field
Capacity	3,500
Manager	Nelson Prada
Pitching Coach	Gary Lucas
Coach	Tom Watkins
Trainer	Alan Rail



Snappers '10 Record 71-65
(1st half/4th place, 2nd half/5th place)

NELSON PRADA

Manager

Named manager
10/23/07, replacing
Jeff Smith



2010 FINAL STATISTICS

PLAYER	AVG	G	AB	R	H	2B	3B	HR	RBI	SH	SF	HB	BB	SO	SB	CS	E	OBP
Beresford, James	.297	126	491	70	146	19	5	1	59	7	2	6	34	56	14	14	18	.349
Cardenas, Eliceer	.000	1	1	0	0	0	0	0	0	0	0	0	1	0	0	0	1	.000
Dozier, Brian	.278	39	151	24	42	7	1	0	17	3	0	0	16	16	6	1	7	.347
Gonzales, Michael	.236	94	326	47	77	27	0	13	52	0	2	6	36	107	0	0	12	.322
Hardy, J.J.	.200	3	10	0	2	0	0	0	0	0	0	1	1	2	0	0	1	.333
Harrington, Michael	.275	16	51	8	14	4	0	1	9	0	1	1	6	11	0	0	2	.356
Hicks, Aaron	.279	115	423	86	118	27	6	8	49	4	3	0	88	112	21	11	6	.401
Hidalgo, Anderson	.316	81	282	38	89	25	1	3	28	3	2	4	24	50	3	9	11	.375
Ibarra, Edgar	-	1	0	0	0	0	0	0	0	0	0	0	0	0	0	0	1	-
Liddle, Steven	.253	116	435	63	110	18	0	15	70	2	3	3	50	80	14	4	12	.332
Lin, Wang-Wei	.236	99	280	49	66	7	1	1	27	10	0	6	39	57	11	3	6	.342
Martinez, Yorby	.191	49	141	23	27	5	0	0	11	7	1	1	20	41	1	1	9	.294
McCallum, Derek	.228	47	162	15	37	11	0	0	15	3	1	4	19	42	3	4	8	.323
Morales, Angel	.289	60	211	34	61	13	7	4	36	3	1	8	24	65	18	7	3	.381
Munoz, Miguel	.500	1	2	1	1	0	0	0	0	0	0	0	1	0	0	0	3	.500
Pinto, Josmil	.225	100	347	60	78	21	1	10	54	2	6	5	32	67	2	3	10	.295
Rams, Daniel	.243	110	407	52	99	28	4	16	68	1	2	9	31	145	1	0	10	.310
Ray, Lance	.279	47	165	30	46	14	0	3	28	0	5	1	28	28	4	4	2	.377
Santana, Daniel	.238	40	130	14	31	4	3	0	11	2	2	3	7	40	10	4	12	.289
Streich, Tobias	.124	40	121	10	15	4	1	0	4	0	1	2	18	44	1	1	6	.246
Williams, Reggie	.236	106	360	39	85	19	4	6	53	9	3	4	31	76	7	14	24	.302
Totals	.254	136	4496	663	1144	253	34	81	591	56	35	64	504	1041	116	80	180	.336

PITCHER	W	L	ERA	G	GS	CG	SH	SV	IP	H	R	ER	HR	HB	BB	SO	WP	BK	BAA
Armstrong, Chris	0	1	18.00	10	0	0	0	0	10.0	25	23	20	1	1	11	10	3	0	.463
Blevins, Steven	2	0	3.86	12	0	0	0	6	11.2	13	6	5	2	2	8	9	3	0	.283
Cardenas, Eliceer	5	1	3.69	38	0	0	0	8	63.1	57	36	26	6	1	44	53	11	1	.245
Dempster, Clinton	3	2	3.60	10	6	0	0	1	40.0	43	23	16	3	2	20	32	4	0	.267
Fuentes, Nelvin	1	1	4.60	15	0	0	0	1	29.1	26	20	15	4	1	11	41	2	0	.230
Garcia, Jhon	0	2	3.35	22	3	0	0	0	43.0	45	19	16	1	2	17	22	2	0	.273
Garcia, Martine	2	1	6.00	6	6	0	0	0	27.0	27	19	18	2	2	23	30	3	1	.252
Guerra, Pedro	2	0	3.54	8	5	0	0	0	28.0	28	13	11	0	0	23	20	1	0	.264
Hauser, Matthew	1	0	0.00	4	0	0	0	1	6.2	5	0	0	0	2	1	4	0	0	.238
Hendriks, Liam	2	1	1.32	6	6	0	0	0	34.0	16	6	5	0	1	4	39	2	0	.138
Hermens, B.J.	4	6	5.00	12	12	1	1	0	72.0	85	46	40	6	3	15	46	1	0	.295
Holbrooks, Kane	5	3	1.67	33	2	0	0	9	54.0	47	16	10	2	4	13	71	4	0	.227
Ibarra, Edgar	6	11	4.81	33	17	0	0	1	112.1	112	71	60	6	10	60	122	9	1	.259
Kennelly, Peter	0	3	7.14	32	2	0	0	1	46.2	51	43	37	4	0	38	40	14	1	.280
Lobanov, Andrei	1	2	3.44	21	0	0	0	2	34.0	37	18	13	1	2	9	30	0	0	.274
Munoz, Miguel	12	7	4.37	34	21	1	1	1	131.2	134	68	64	9	5	48	121	7	1	.266
Osterbrock, Daniel	2	1	2.30	5	5	1	1	0	27.1	21	8	7	1	0	5	27	2	0	.208
See, Zach	1	0	7.04	10	0	0	0	0	15.1	16	15	12	2	1	11	9	2	0	.254
Spangler, Sam	0	2	9.16	12	3	0	0	0	18.2	22	20	19	4	2	12	20	3	0	.310
Shillings, Brad	8	4	3.40	22	19	0	0	0	98.0	102	48	37	3	5	40	75	4	0	.269
Streich, Tobias	0	0	27.00	1	0	0	0	0	1.0	2	3	3	1	0	1	1	0	0	.400
Sturibergen, Tom	6	4	2.98	19	17	0	0	0	93.2	89	36	31	5	5	23	88	7	0	.273
Tone, Matthew	3	5	5.09	51	0	0	0	2	69.0	71	43	39	4	4	44	76	10	1	.265
Tonkin, Michael	3	6	4.29	13	12	0	0	0	65.0	76	43	31	7	8	18	40	7	0	.287
Tootle, Ben	0	1	7.64	13	0	0	0	0	17.2	22	17	15	1	2	12	14	6	0	.286
Watts, Dakota	2	1	2.31	30	0	0	0	2	46.2	31	13	12	2	7	30	55	8	0	.193
Totals	71	65	4.22	136	136	3	11	35	1196.0	1213	673	561	77	72	541	1095	115	6	.262

MINOR LEAGUE TRAINERS

Head Minor League Trainer/Rehab Coordinator Lanning Tucker
Rochester Red Wings..... Chad Jackson
New Britain Rock Cats..... Larry Benness
Ft. Myers Miracle Chris Johnson

Beloit Snappers Alan Rail
Elizabethon Twins Ryan Hedwall
GCL Twins TBD

ROOKIE - ELIZABETHTON TWINS

Ray Smith

Manager

Born September 18, 1955...wife Shelly, daughter Hannah...resides in Johnson City, TN...begins 18th season overall as Elizabethton manager and 25th season on staff at Elizabethton...led the E-Twins to the Appy League Championship for the sixth consecutive time in 2010...won two straight Appy League titles in 2007 and 2008...named Rookie League Manager of the Year by *Baseball America* in 2005, after Elizabethton won the Appy League Championship...was manager, 1987-94 and 2004, and coach 1990-91...won his first Appalachian League championship in 1989...led Elizabethton to 42-2 record and another Appy League championship in 2003...was named Appalachian League Manager of the Year in four consecutive seasons from 1989-92 and again from 2005-06...signed with Twins as non-drafted free agent in 1977 and advanced to Major Leagues in 1981...graduate of University of Oregon.

SMITH'S MAJOR LEAGUE TOTALS

Years	Club	AVG	G	AB	R	H	2B	3B	HR	RBI	BB	SO
1981-83	Minnesota	.219	83	215	16	47	6	1	1	10	11	18

RECORD AS MANAGER

Year	Club	League	W	L	Pct.	Finish
1987	Elizabethton	Appalachian	30	39	.435	2nd in division
1988	Elizabethton	Appalachian	33	37	.471	4th in division
1989	Elizabethton	Appalachian	47	21	.691	1st in division
1990	Elizabethton	Appalachian	51	16	.761	1st in division
1991	Elizabethton	Appalachian	39	29	.574	3rd in division
1992	Elizabethton	Appalachian	49	17	.742	1st in division
1993	Elizabethton	Appalachian	37	30	.552	1st in division
1994	Elizabethton	Appalachian	36	30	.545	2nd in division
2002	Elizabethton	Appalachian	37	30	.552	2nd in division
2003	Elizabethton	Appalachian	42	24	.636	1st in division
2004	Elizabethton	Appalachian	38	29	.567	2nd in division
2005	Elizabethton	Appalachian	48	19	.716	1st in division
2006	Elizabethton	Appalachian	42	26	.618	1st in division
2007	Elizabethton	Appalachian	50	18	.735	1st in division
2008	Elizabethton	Appalachian	41	25	.621	1st in division
2009	Elizabethton	Appalachian	45	32	.584	1st in division
2010	Elizabethton	Appalachian	41	25	.621	2nd in division
Minor League Totals			706	447	.612	

POST-SEASON PLAY

Year	Club	League	W	L	Pct.	Results
1989	Elizabethton	Appalachian	2	0	1.000	Beat Pulaski 2-0 in finals
1992	Elizabethton	Appalachian	1	2	.000	Lost 2-1 to Bluefield in finals
1993	Elizabethton	Appalachian	0	2	.000	Lost 2-0 to Burlington in finals
2003	Elizabethton	Appalachian	2	1	.667	Beat Martinsville 2-1 in finals
2005	Elizabethton	Appalachian	2	1	.667	Beat Danville 2-1 in finals
2006	Elizabethton	Appalachian	1	2	.333	Lost 2-1 to Danville in finals
2007	Elizabethton	Appalachian	2	0	1.000	Beat Danville 2-0 in finals
2008	Elizabethton	Appalachian	2	0	1.000	Beat Pulaski 2-0 in finals
2009	Elizabethton	Appalachian	0	2	.000	Swept by Danville 2-0 in finals
2010	Elizabethton	Appalachian	0	2	.000	Swept by Johnson City 2-0 in finals
Post-Season Totals			12	12	.500	

Jim Shellenback

Pitching Coach

Born November 18, 1943...son James Jr. and daughters Joey and Lori...resides in Parker, AZ...begins 16th season as pitching coach for rookie-level Elizabethton, his 32nd year with the Twins organization...was pitching coach for Single-A Ft. Myers in 1993...held various instructing, coaching and managerial positions within Twins organization for 18 seasons...was minor league pitching instructor, 1978-82 and Minnesota Twins pitching coach in 1983...held managerial and coaching positions at Double-A and Triple-A, 1984-1992...signed by Pittsburgh in 1962.

SHELLENBACK'S MAJOR LEAGUE TOTALS

Year	Club	W-L	ERA	G	GS	CG	SHO	SV	IP	H	R	ER	BB	SO
1966-69	Pittsburgh	1-1	3.35	16	2	1	0	0	43.0	40	23	16	19	18
1969-71	Washington	13-25	3.72	109	40	7	2	1	322.0	317	156	133	148	154
1972-74	Texas	2-4	4.10	35	6	0	0	1	83.1	76	42	38	28	47
1977	Minnesota	0-0	7.94	5	0	0	0	0	5.2	10	7	5	5	3
9 years		16-30	3.81	165	48	8	2	2	454.0	443	228	192	200	222

Jeff Reed

Coach

Born November 12, 1962...wife Karen...son Lance and daughters Lynzie and Lacie...resides in Elizabethton, TN...begins 10th season as coach at Elizabethton...member of Cincinnati's World Championship team in 1990...first Major League home run, June 4, 1986 off Toronto's Jim Acker...had first Major League hit, April 6, 1984 off Baltimore's Mike Boddicker...selected by Minnesota in first round (12th overall) of 1980 free agent draft...traded to Montreal along with pitchers Al Cardwood, Neal Heaton and Yorkis Perez in exchange for catcher Tom Nieto and pitcher Jeff Reardon, February 3, 1987...brother Curt was a minor league outfielder in the San Diego and Chicago (NL) organizations.

REED'S MAJOR LEAGUE TOTALS

Years	Club	AVG	G	AB	R	H	2B	3B	HR	RBI	BB	SO
1984-86	Minnesota	.222	93	196	18	44	9	1	2	10	18	28
1987-88	Montreal	.215	118	330	25	71	14	2	1	30	25	42
1988-92	Cincinnati	.241	329	899	60	217	40	3	10	79	97	133
1993-95	San Francisco	.236	182	335	33	79	8	0	7	28	47	60
1996-99	Colorado	.286	365	962	131	275	52	2	38	134	132	201
1999-2000	Chicago (NL)	.206	147	379	44	88	21	2	5	42	72	102
17 years		.250	1234	3101	311	774	144	10	61	323	391	566

ELIZABETHTON TWINS

136 South Sycamore,
Elizabethton, TN 37643
(423) 547-6440 FAX: (423) 547-6442

Appalachian League - Rookie (38th year)

President.....Harold Mains
General Manager.....Mike Mains
Stadium.....Joe O'Brien Field
Capacity.....2,500
Manager.....Ray Smith
Pitching Coach.....Jim Shellenback
Coach.....Jeff Reed
Trainer.....Ryan Hedwall



E-Twins '10 Record.....41-25
(2nd place)

RAY SMITH

Manager

Named manager
1/28/02, replacing
Rudy Hernandez



2010 FINAL STATISTICS

PLAYER	AVG	G	AB	R	H	2B	3B	HR	RBI	SH	SF	HB	BB	SO	SB	CS	E	OBP
Arcia, Oswaldo	.375	64	259	47	97	21	7	14	51	0	1	4	19	67	4	4	0	.424
Arias, Jhonatan	.242	32	99	10	24	9	0	3	15	2	1	0	8	20	0	0	5	.296
Burke, Brian	.286	60	231	37	66	15	1	6	26	0	0	6	14	63	0	0	4	.343
Choi, Hyeong-rok	.237	11	38	5	9	1	0	1	4	0	2	0	4	14	0	0	1	.295
Glad, Gunner	.241	44	158	14	38	9	0	2	15	1	3	7	7	32	2	0	6	.297
Hawkins, Jamaal	.209	53	201	29	42	12	0	1	20	1	2	4	24	53	8	2	17	.303
Henderson, Brandon	.243	35	103	13	25	6	0	0	11	0	1	5	7	35	3	0	2	.319
Knudson, Kyle	.261	47	180	20	47	9	0	2	27	1	1	4	9	43	0	1	3	.309
Leer, Andy	.266	63	248	35	66	17	1	5	36	0	3	2	16	63	2	2	13	.312
Lockwood, Nick	.180	30	100	13	18	1	0	1	8	0	1	0	5	19	1	0	4	.217
Munroe, Buddy	.145	24	83	7	12	3	0	3	5	3	0	2	4	34	0	0	2	.202
Ortiz, Daniel	.259	62	239	35	62	16	4	11	43	0	6	2	14	60	1	0	4	.299
Phillips, Derrick	.125	8	24	5	3	2	0	1	2	0	1	0	3	11	0	0	0	.214
Ray, Lance	.314	17	70	11	22	5	1	0	5	1	0	2	3	10	2	0	1	.360
Roberts, Nate	.336	35	128	30	43	10	1	5	17	0	0	4	21	29	5	2	0	.444
Santana, Daniel	.264	30	140	23	37	8	1	4	16	0	0	1	3	30	5	4	8	.285
Totals	.266	66	2301	334	611	144	16	59	301	9	22	43	161	583	33	15	80	.323

PITCHER	W	L	ERA	G	GS	CG	SH	SV	IP	H	R	ER	HR	HB	BB	SO	WP	BK	BAA
Achter, A.J.	1	0	4.91	4	0	0	0	0	7.1	7	4	4	0	1	3	8	2	1	.250
Darnell, Logan	2	3	2.08	11	5	0	0	0	34.2	28	16	8	2	2	6	32	4	0	.220
Dean, Pat	2	2	2.59	5	5	0	0	0	24.1	17	10	7	3	0	1	32	0	0	.198
Dempster, Clinton	1	1	2.35	4	0	0	0	0	7.2	9	9	2	1	1	2	7	0	0	.273
Fuentes, Nelvin	0	0	0.61	9	0	0	0	2	14.2	6	1	1	0	1	6	20	0	0	.125
Gallant, Justin	2	0	1.98	6	0	0	0	0	13.2	9	3	3	2	1	5	15	0	1	.184
Garcia, Martire	6	0	1.75	8	8	0	0	0	46.1	42	13	9	2	1	15	63	5	1	.243
Gonzalez, Jose	1	1	0.41	18	0	0	0	6	22.0	8	1	1	1	1	6	33	1	0	.110
Gutierrez, David	2	1	2.51	15	0	0	0	3	28.2	23	8	8	1	4	8	25	3	0	.217
Hauser, Matthew	0	0	1.00	8	0	0	3	0	9.0	7	1	1	0	1	2	13	1	0	.206
Hermesen, B.J.	2	2	3.32	8	6	0	0	0	38.0	39	15	14	2	3	4	39	1	0	.257
Lobanov, Andrei	0	0	0.00	2	0	0	1	0	4.0	3	0	0	0	0	0	4	0	0	.214
Mijares, Jean	2	1	2.67	15	2	0	0	1	33.2	24	13	10	4	3	17	45	6	0	.195
Necke, Kyle	0	0	9.00	2	0	0	0	0	2.0	4	2	2	1	0	1	3	0	0	.400
O'Rourke, Ryan	1	3	5.10	13	5	0	0	0	42.1	52	26	24	2	3	7	39	3	0	.306
Salcedo, Adrian	4	3	3.27	16	8	0	0	1	66.0	55	27	24	3	4	10	65	9	2	.230
See, Zach	5	0	1.37	12	0	0	0	0	19.2	17	3	3	1	0	5	25	1	0	.230
Soliman, Manuel	5	2	3.48	12	12	0	0	0	64.2	47	28	25	5	10	21	74	6	0	.201
Spangler, Sam	1	0	3.15	9	2	0	0	0	20.0	23	7	7	3	0	6	21	3	0	.303
Tomlin, Michael	1	0	1.08	10	0	0	0	1	25.0	18	6	3	1	4	4	26	1	0	.196
Weller, Blayne	3	6	4.57	13	13	0	0	0	65.0	82	41	33	4	7	16	55	4	0	.307
Totals	41	25	2.89	66	66	0	10	18	588.2	520	234	189	38	47	145	644	50	5	.236

TWINS' 2010 SHORT SEASON LEADERS

Elizabethton - Gulf Coast League Twins - Dominican Summer League Twins

BATTING			PITCHING		
AVG	Oswaldo Arcia, Elizabethton	.375	W	Ezequiel Zazueta, DSL Twins	7
G	Oswaldo Arcia, Elizabethton	64	L	Ricardo Arevalo, GCL Twins	7
AB	Oswaldo Arcia, Elizabethton	259	ERA	Sterling Bonilla, DSL Twins	1.36
R	Oswaldo Arcia, Elizabethton	47	G	Edgar Martinez, DSL Twins	26
H	Oswaldo Arcia, Elizabethton	97	GS	Three tied	13
TB	Oswaldo Arcia, Elizabethton	174	CG	Cesar Ciurcina, GCL Twins & Sterling Bonilla, DSL Twins	2
2B	Oswaldo Arcia, Elizabethton	21	SHO	David Deminsky, GCL Twins	1
3B	Oswaldo Arcia, Elizabethton	7	SV	Jose Gonzalez, Elizabethton	6
HR	Oswaldo Arcia, Elizabethton	14	IP	Adrian Salcedo, E-Twins & Sterling Bonilla, DSL Twins	66.0
RBI	Oswaldo Arcia, Elizabethton	51	BB	Richard Calcano, DSL Twins	31
BB	Jhon Silva, DSL Twins	24	SO	Manuel Soliman, Elizabethton	74
SO	Oswaldo Arcia, Elizabethton	67			
SB	Eddie Rosario, GCL Twins	22			
SLG	Oswaldo Arcia, Elizabethton	.672			
OBP	Oswaldo Arcia, Elizabethton	.424			

MINOR LEAGUES

ROOKIE - GULF COAST LEAGUE TWINS

Ramon Borrego

Manager

Born June 7, 1978 in Maracay, VZ...resides in Mariara, Carabobo, VZ...begins his first season as manager of the GCL Twins and second season with the club after coaching GCL in 2010...was the Field Manager of the Twins Dominican Republic Baseball Academy in 2009...was the coach of the Twins Venezuelan Baseball Academy from 2004-08...was a player in the Twins organization from 1996-2002...originally signed by Minnesota as non-drafted free agent, October 9, 1995.

BORREGO'S MINOR LEAGUE TOTALS

Year	AVG	G	AB	R	H	2B	3B	HR	RBI	BB	SO
7 years	.244	405	1301	193	318	56	8	10	130	149	237

RECORD AS MANAGER

Year	Club	League	W	L	Pct.
2009	DSL Twins	Dominican Republic Baseball Academy	46	23	.667

Ivan Arteaga

Pitching Coach

Born June 20, 1972...wife Angelica del Valle Guevara Diaz...sons Ivan and Alexander...resides in Valencia, VZ...begins sixth season as pitching coach for GCL Twins...was pitching coordinator at the Twins Venezuelan Academy and for the VSL Twins from 2001-2005...was pitching coach for the Twins minor league team in the Dominican Summer League in 2004...pitched for Mets organization from 1997-98...pitched for Rockies organization from 1994-96...pitched for Expos organization from 1989-93...originally signed by Montreal as a non-drafted free agent, May 11, 1989.

ARTEAGA'S MINOR LEAGUE TOTALS

Years	W-L	ERA	G	GS	CG	SHO	SV	IP	H	R	ER	BB	SO
10 years	26-27	3.51	111	76	7	0	1	476.2	424	234	186	219	348

Rudy Hernandez

Coach

Born April 9, 1968...wife Andrea, son Bryan...resides in Maracay, VZ...begins his 11th season in the Twins organization and second as a coach for the GCL Twins ('09)...coached at New Britain in 2010...coach at Beloit from 2005-08 and was a coach for Quad City in 2004...managed GCL Twins, 2002-03...managed Elizabethton in 2001...named Appalachian League Manager of the Year after 41-22 first-place finish in 2001...managed San Joaquin in Venezuelan Summer League in 2000...managed Aragua in Venezuelan Winter League in 1999 and 2000...has career minor league managerial record of 139-102 (.577)...coordinator of instruction at Twins Venezuelan Academy, 1996-2000...played three years of summer ball in Venezuela, 1993-96...played in Mexican League, 1992...signed as free agent with New York Mets, 1986...played five seasons in minor leagues as infielder/outfielder, 1987-91.

HERNANDEZ'S MINOR LEAGUE TOTALS

Years	AVG	G	AB	R	H	2B	3B	HR	RBI	BB	SO
5 years	.250	493	1637	234	410	55	14	3	156	205	259

Milt Cuyler

Coach

Born October 7, 1968...wife Joy, daughters Chislon and Chloe, son Milton III...resides in Ft. Myers, FL...begins his ninth season as coach for GCL Twins...played parts of eight Major League seasons with Detroit, Boston and Texas...had first Major League hit off Teddy Higuera, September 7, 1990 at Milwaukee...first Major League homer was a grand slam off Jack Morris, May 19, 1991 vs. Minnesota...had 41 stolen bases and was named to *Topps'* All-Rookie team in 1991...was second round draft pick of Detroit in June, 1986 Free Agent Draft.

CUYLER'S MAJOR LEAGUE TOTALS

Year	Club	AVG	G	AB	R	H	2B	3B	HR	RBI	BB	SO
1990-95	Detroit	.239	433	1270	205	304	44	21	7	104	107	254
1996	Boston	.200	50	110	19	22	1	2	2	12	13	19
1998	Texas	.500	7	6	3	3	2	0	1	3	1	0
8 years		.237	490	1386	227	329	47	23	10	119	121	273

TWINS MINOR LEAGUERS - 2010 BASEBALL AMERICA RANKINGS

PLAYER	POS	RANK	CATEGORY
Oswaldo Arcia	OF	3rd	Prospect in the Appalachian League
Pat Dean	LHP	16th	Prospect in the Appalachian League
Kyle Gibson	RHP	7th	Prospect in the Eastern League
Liam Hendriks	RHP	14th	Prospect in the Florida State League
Aaron Hicks	OF	5th	Prospect in the Midwest League
		1st	Best Outfield Arm in the Midwest League
Max Kepler	OF	9th	Prospect in the Gulf Coast League
Ben Revere	OF	1st	Fastest baserunner in the Eastern League
Adrian Salcedo	RHP	8th	Prospect in the Appalachian League
Miguel Sano	IF	2nd	Prospect in the Gulf Coast League
Manuel Soliman	RHP	10th	Prospect in the Appalachian League

Note: Players ranked after 2010 season.

GULF COAST LEAGUE TWINS


14110 Six Mile Cypress Parkway,
Ft. Myers, FL 33912
(239) 533-7640 FAX: (239) 485-2448

Gulf Coast League - Rookie (22nd year)

RAMON BORREGO

Manager

Named manager
7/7/10, replacing
Chris Heintz



GCL Twins '10 Record.....29-31
(3rd place)

Stadium.....Lee County Sports Complex
Manager.....Ramon Borrego
Pitching Coach.....Ivan Artega
Coach.....Rudy Hernandez
Coach.....Milt Cuyler
Trainer.....TBD

2010 FINAL STATISTICS

PLAYER	AVG	G	AB	R	H	2B	3B	HR	RBI	SH	SF	HB	BB	SO	SB	CS	E	OBP
Casilla, Alexi	.143	5	14	1	2	1	0	0	0	0	0	0	3	0	0	0	1	.294
Cross, Kelly	.250	3	8	2	2	1	0	0	2	1	0	0	3	3	0	1	0	.455
Goodrum, Niko	.161	36	118	10	19	4	0	0	5	0	1	0	9	34	4	2	9	.219
Gullen, Wander	.172	34	99	6	17	3	0	0	9	0	2	2	6	27	1	2	5	.229
Hanvi, Frederic	.131	23	61	5	8	2	0	0	5	1	3	3	3	26	0	2	0	.200
Heima, Matej	.306	21	62	12	19	6	0	1	7	0	1	2	5	11	1	1	1	.371
Hendricks, Joshua	.091	13	44	2	4	1	0	0	2	0	1	0	0	17	0	0	2	.089
Kang, In Kyun	.250	21	68	2	17	2	1	0	5	0	1	0	5	14	0	1	5	.297
Kepler-Rozycski, Max	.286	37	140	15	40	6	1	0	11	0	0	0	13	27	6	1	2	.346
Lockwood, Nick	.323	8	31	4	10	2	0	0	4	0	0	0	2	0	1	1	2	.364
Martinez, Yorby	.207	8	29	2	6	0	0	0	2	1	0	3	1	5	1	2	6	.303
Mention, Kelvin	.167	6	18	2	3	0	0	0	1	1	0	1	3	3	3	0	0	.318
Parker, Matt	.225	23	71	8	16	1	0	0	6	2	1	1	8	12	0	0	3	.309
Pimental, Candido	.265	46	155	27	41	7	1	0	12	1	0	0	21	33	13	5	1	.352
Polanco, Jorge	.223	34	103	12	23	5	0	1	12	2	2	0	12	9	2	4	7	.299
Quesada, Michael	.100	3	10	1	1	0	0	0	1	0	0	0	1	5	0	0	2	.182
Rhodes, Rory	.319	27	91	13	29	6	1	0	13	0	0	3	11	17	3	1	2	.410
Rodriguez, Jairo	.209	25	91	10	19	7	0	0	10	2	0	0	3	10	0	0	2	.234
Rosario, Eddie	.294	51	194	34	57	9	2	5	26	0	3	0	16	28	22	5	3	.343
Sano, Miguel	.291	41	148	23	43	14	0	4	19	1	1	1	10	43	2	2	14	.338
Santana, Ramon	.571	2	7	2	4	2	0	0	0	0	0	0	0	0	0	0	0	.571
Silvania, Kelvin	.273	28	99	13	27	5	1	2	12	0	0	1	4	18	0	2	4	.308
Solarte, Yangervis	.174	7	23	3	4	0	0	0	0	0	0	0	1	4	0	0	0	.208
Tindall, Nicholas	.152	12	33	3	5	3	0	0	2	0	0	1	7	9	1	1	1	.317
Tolbert, Matt	.333	4	12	4	4	2	0	0	0	0	0	0	3	3	1	1	0	.467
Vargas, Kennys	.324	39	142	24	46	15	1	3	26	0	2	3	13	40	1	0	3	.388
Williams, JaDamion	.214	37	112	8	24	4	1	1	9	2	0	0	10	43	5	1	1	.279
Totals	.247	60	1983	248	490	108	9	17	201	14	18	21	173	441	67	35	82	.312

PITCHER	W	L	ERA	G	GS	CG	SH	SV	IP	H	R	ER	HR	HB	BB	SO	WP	BK	BAA
Ahorrio, Eddie	0	2	2.38	15	1	0	0	4	22.2	14	6	6	2	1	13	24	0	0	.177
Alloway, Nicholas	2	1	3.99	14	3	0	0	2	29.1	23	13	13	3	4	14	41	3	0	.223
Arevalo, Ricardo	0	7	4.97	12	11	0	0	0	50.2	47	36	28	3	10	26	40	10	1	.249
Calcano, Richard	0	0	9.00	1	0	0	0	0	1.0	1	1	1	1	0	0	1	0	0	.250
Carroll, Brett	3	2	3.26	15	0	0	0	2	30.1	29	14	11	1	0	8	22	2	0	.252
Carter, Bart	2	0	2.12	16	0	0	0	0	29.2	26	10	7	1	3	5	34	4	0	.228
Christensen, Derek	3	0	0.66	7	1	0	0	0	13.2	7	3	1	0	3	5	9	2	0	.140
Ciurcina, Cesar	5	4	2.91	12	11	2	0	0	65.0	60	29	21	3	3	8	53	6	3	.240
Condrey, Clay	0	0	6.75	3	3	0	0	0	5.1	8	4	4	1	0	2	7	0	0	.364
Dean, Pat	0	0	0.00	4	0	0	0	0	5.0	3	0	0	0	0	0	5	0	0	.176
Deminsky, David	3	3	2.70	10	8	1	1	0	53.1	45	19	16	1	4	8	51	2	0	.226
Fawbush, Nathan	0	2	13.50	3	0	0	0	0	3.1	5	6	5	0	0	3	4	2	0	.313
Guerra, Pedro	2	2	2.84	8	7	0	0	0	38.0	26	14	12	0	2	15	27	1	1	.200
Herr, Tyler	0	1	6.23	14	2	0	0	1	21.2	21	20	15	1	3	15	23	5	0	.256
Hirschfeld, Steve	0	0	4.50	2	0	0	0	0	2.0	3	1	1	0	0	1	2	0	0	.333
Johnson, Trayvone	0	0	4.50	6	0	0	0	0	8.0	9	4	4	0	0	7	7	2	0	.300
Maroth, Mike	0	0	0.00	1	0	0	0	0	1.2	1	0	0	0	0	0	2	0	0	.167
Nunez, Luis	1	3	3.10	19	1	0	0	1	29.0	30	14	10	0	3	15	30	4	1	.263
Parker, Justin	6	2	2.23	12	12	0	0	0	60.2	63	19	15	2	9	16	42	5	1	.272
Robb, Hein	0	1	12.54	9	0	0	0	0	9.1	18	13	13	2	1	7	3	3	0	.439
Schuld, Matt	2	0	2.57	11	0	0	0	1	21	21	6	6	1	2	3	17	0	0	.266
Tippett, Brad	0	0	0.00	2	0	0	0	0	3.1	3	3	0	0	0	1	3	0	0	.214
Trau, Mark	0	1	5.56	11	0	0	0	0	11.1	9	10	7	2	3	9	9	3	0	.220
Totals	29	31	3.42	60	60	3	3	11	515.1	472	245	196	24	45	181	456	54	7	.244

MINOR LEAGUES

DOMINICAN REPUBLIC BASEBALL ACADEMY

The Twins Dominican Republic operations were completely revamped following the 2003 season. The club relocated its training complex to a state-of-the-art baseball complex in Boca Chica, which opened in May, 2004.

The Complejo Latinoamericano de Beisbol, S.A. (a.k.a. "Baseball City") houses four Major League organizations: Arizona, Chicago Cubs, Cincinnati and the Twins. Boca Chica has its own individual facilities within one large complex.

The club provides housing and meals for amateur players working out in the Academy program, as well as for its professional players on the Dominican Summer League team.

A lower level of the two-story building includes a locker room, weight training room, office/meeting space, laundry, kitchen and a large dining room. The second floor features seven dormitory rooms which can accommodate up to 56 players, two large staff rooms, and a large game room. Programs are provided year-round to teach English and cultural development to all signed players.

Boca Chica is located 30 minutes east of downtown Santo Domingo, and the Twins complex is just 10 minutes from the international airport.

The playing facilities include a full-sized playing field, an additional infield for workouts and drills, two covered batting tunnels and a six-mound training area for pitchers.

The Twins Dominican facility is in full operation from February through mid-December.

2010 DOMINICAN ACADEMY STAFF

Jimmy Alvarez.....	Coach	Ramona Marte.....	Cleaning/Kitchen
Manuel Santana.....	Pitching Coach	Adolfo Perez.....	Clubhouse/Laundry
Omar Rogers.....	Hitting Coach	Ramon Perez.....	Grounds
Joselin Carreras.....	Trainer	Joncy Mateo.....	English Teacher
Francisco Solano.....	Administrator	Rubesimo Lorenzo.....	Team Doctor
Esther Reyes.....	Head Cook	Fred Guerrero.....	Coordinator of Scouting
Francia Polanco.....	Kitchen Staff	Francisco Tejeda.....	Scout - Santo Domingo
Ana Maria Martinez.....	Cleaning/Kitchen	Vicente Arias.....	Associate Scout
Merary Reyes.....	Cleaning/Cook	Eurey Luis Haslen.....	Associate Scout
		Manuel Luciano.....	Associate Scout

2010 FINAL STATISTICS

PLAYER	AVG	G	AB	R	H	2B	3B	HR	RBI	SH	SF	HB	BB	SO	SB	CS	E	OBP
Arias, Victor	.165	40	115	13	19	3	0	0	4	0	0	3	12	25	7	2	12	.262
Baez, Dupal	.250	14	40	9	10	0	0	0	7	1	0	2	8	9	1	0	4	.400
Blanco, Juan	.319	50	166	27	53	11	1	0	15	1	0	6	10	17	18	11	3	.379
Ciprian, Ernesto	.250	25	76	4	19	6	0	0	6	1	0	1	10	13	4	0	3	.345
De Oliveira, Alexandre	.187	41	134	10	25	3	1	0	19	0	3	2	19	37	3	1	7	.291
Estaba, Pedro	.205	38	112	18	23	3	2	0	18	0	1	1	13	23	2	4	6	.291
Gallardo, Felix	.169	36	83	11	14	3	0	0	5	0	0	7	16	19	2	3	1	.349
Gonzalez, Erick	.210	44	143	22	30	5	1	0	11	0	1	0	19	34	4	4	14	.301
Martinez, Felix	.088	35	91	8	8	0	1	0	6	0	0	7	11	38	1	2	3	.239
Mejia, Aderlin	.224	42	125	11	28	2	0	0	10	2	1	3	15	26	8	7	16	.319
Ortiz, Kelynn	.264	38	106	14	28	7	1	1	11	0	1	5	15	45	12	5	2	.378
Pacheco, Adomis	.214	53	154	14	33	4	2	0	16	1	3	1	22	32	7	9	6	.311
Pina, Randy	.085	35	94	6	8	1	0	0	6	0	1	5	12	32	3	1	5	.223
Polanco, Jorge	.250	18	60	5	15	2	0	0	7	0	2	0	6	9	1	3	12	.309
Ramirez, Jose	.218	34	110	15	24	3	1	0	7	1	1	2	21	19	11	6	6	.351
Sano, Miguel	.344	20	64	11	22	2	1	3	10	0	1	1	14	17	2	1	8	.463
Sepulveda, Emilio	.152	42	105	18	16	2	0	0	4	1	0	1	22	32	6	2	6	.305
Silva, Jhon	.230	38	87	18	20	3	0	0	6	2	0	1	24	39	5	6	2	.402
Trinidad, Romy	.301	36	123	19	37	7	2	1	17	1	2	4	11	20	9	5	2	.371
Ynojoiso, Jonatan	.147	33	95	11	14	2	0	0	3	1	1	2	15	27	5	2	12	.274
Totals	.214	71	2083	264	446	69	13	5	188	12	18	54	295	513	111	74	141	.324

PITCHER	W	L	ERA	G	GS	CG	SH	SV	IP	H	R	ER	HR	HB	BB	SO	WP	BK	BAA
Bonilla, Sterling	4	2	1.36	14	13	2	0	0	66.0	43	19	10	2	4	14	40	4	0	.181
Calcano, Richard	1	0	4.50	15	0	0	0	0	24.0	11	15	12	0	4	31	21	4	0	.138
Florentino, Yelson	1	2	2.70	12	1	0	0	0	16.2	9	9	5	0	3	22	11	3	1	.164
Frias, Frank	0	2	5.17	9	1	0	0	0	15.2	14	17	9	0	0	11	12	3	1	.219
Jimenez, Jose	1	5	3.45	14	13	0	0	0	60.0	50	28	23	2	5	15	33	3	0	.228
Martinez, Edgar	6	2	3.10	26	0	0	0	4	40.2	37	20	14	1	8	9	38	7	0	.240
Mata, Angel	1	5	2.12	13	10	1	0	0	59.1	50	17	14	0	2	15	54	5	1	.230
Murillo, Jose	1	0	5.87	7	0	0	0	1	7.2	7	6	5	0	2	6	9	2	0	.241
Nunez, Francisco	0	2	3.93	5	3	0	0	0	18.1	22	9	8	1	1	1	14	0	0	.297
Suarez, Carlos	0	2	9.26	11	0	0	0	2	11.2	19	20	12	1	2	15	9	6	1	.373
Subero, Junior	1	4	2.91	21	4	0	0	2	46.1	39	21	15	3	6	14	32	7	0	.228
Vargas, Javier	1	1	8.31	12	0	0	0	2	13.0	20	13	12	1	2	8	10	3	0	.345
Yasquez, Jose	0	3	8.04	8	0	0	0	1	15.2	21	16	14	3	1	11	9	2	0	.318
Veras, Luis	0	1	5.04	21	0	0	0	1	30.1	32	21	17	3	7	23	10	5	0	.267
Villaroel, Orlando	4	4	3.47	13	12	0	0	0	57.0	42	30	22	1	8	21	43	9	0	.208
Villasana, Elias	1	4	2.08	21	3	0	0	0	43.1	46	20	10	0	4	28	27	6	0	.266
Zarzuela, Ezequiel	7	3	2.68	12	11	0	0	0	53.2	50	23	16	0	6	20	36	2	0	.250
Totals	29	42	3.31	71	71	3	2	13	579.1	512	304	213	18	65	264	408	71	4	.236

VENEZUELA BASEBALL ACADEMY

The Twins Venezuela Baseball Academy begins its 17th year in Bejuma, Carabobo, Venezuela. The Twins facilities are among the best in Venezuela, including a 3,000 square foot dormitory and clubhouse building which opened in February, 2000. The facilities include two large sleeping rooms, locker room, training and exercise areas, and office space.

The club provides housing and meals to its professional players in a mini-camp prior to Spring Training and during a Fall Instructional League in October. Amateur players are invited to attend workouts in 30-day programs throughout the season.

2010 VENEZUELA ACADEMY STAFF

Asdrubal Estrada.....	Field Manager	Jose Leon.....	Coordinator of Scouting
Luis Ramirez.....	Pitching Coach	Edgar Guerra.....	Administrator
Wladimir Morales.....	Trainer	Carlos Colmenares.....	Grounds
Yamilet Gonzalez.....	Cook	Carlos Belisario.....	Clubhouse/Grounds
Isabel Castellano.....	Cook	Neison Meneses.....	Associate Scout - Caracas
Anadith Luna.....	Cleaning/Kitchen	Juan Padilla.....	Associate Scout - Oriente
Ramon Martinez.....	Cleaning/Clubhouse	Franklin Parra.....	Associate Scout - Valencia
		Pablo Torres.....	Associate Scout

2011 Minor League Schedules

AAA - ROCHESTER		AA - NEW BRITAIN		A - Ft. MYERS		A - BELOIT		R - ELIZABETHTON	
4/7-8:	@Paw	4/7-10:	@Rich	4/7-8:	@Jup	4/7-10:	@QC	6/21-23:	Blu
4/9-12:	SWB	4/11-13:	@Har	4/9-10:	Jup	4/11-14:	Clin	6/24-26:	Bur
4/13-15:	LHV	4/14-17:	Por	4/11-13:	StL	4/15-17:	CR	6/27-29:	@JC
4/16-17:	@SWB	4/18-20:	NH	4/14-16:	@BRD	4/18-20:	@Wis	6/30-7/2:	King
4/18-21:	@Buf	4/21-23:	@Por	4/17-19:	@StL	4/21-23:	@Peo	7/3:	Green
4/22-25:	Paw	4/25-28:	@NH	4/20-22:	BRD	4/25-27:	Bur	7/4:	@Green
4/26-29:	Buf	4/29-5/1:	Har	4/23:	Cha	4/28-30:	Peo	7/5-7:	@King
4/30-5/3:	@Syr	5/2-5:	Rich	4/25-16:	Cha	5/1-3:	@Clin	7/8-10:	Green
5/5-8:	Gwi	5/6-8:	@Por	4/27-29:	Palm	5/4-6:	Wis	7/12-14:	Pul
5/9-12:	Lou	5/9-11:	@Bing	4/30-5/2:	@Cha	5/7-9:	@CR	7/15-17:	@Green
5/13-16:	@Char	5/12-15:	Por	5/6-7:	Jup	5/10-12:	@KC	7/18-20:	Bris
5/17-20:	@Gwi	5/17-19:	@Har	5/9:	@Jup	5/13-15:	QC	7/21-23:	@Prin
5/21-24:	Syr	5/20-22:	NH	5/10-13:	Dun	5/17-19:	@Wis	7/24-26:	@Bur
5/26-29:	@LHV	5/23-26:	Bing	5/14-17:	@Day	5/20-23:	KC	7/28-30:	Dan
5/30-6/2:	Tol	5/27-30:	@NH	5/18-21:	Brev	5/24-26:	Bur	7/31-8/2:	JC
6/3-6:	Nor	5/31-6/2:	Por	5/22-25:	@Tam	5/27-30:	@Clin	8/3-5:	@King
6/7-10:	@Col	6/3-5:	@Bow	5/26-29:	Clr	5/31-6/2:	@Day	8/6-8:	@Pul
6/11-14:	@Tol	6/7-9:	Akr	5/31-6/3:	@Lake	6/3-5:	@BG	8/9-11:	@Dan
6/16-19:	Ind	6/10-12:	Eri	6/4-6:	Jup	6/7-9:	FW	8/12-14:	JC
6/20-23:	Char	6/14-16:	@Alt	6/8-10:	Palm	6/10-12:	LC	8/16-18:	Bris
6/24-25:	@Syr	6/17-19:	@Rea	6/11:	@BRD	6/14-16:	CR	8/19-21:	@Green
6/26-27:	Syr	6/21-23:	Bow	6/12-13:	BRD	6/17-19:	@Bur	8/22-24:	@Brisbane
6/28-7/1:	@Paw	6/24-26:	Tren	6/14-16:	@Jup	6/20:	A-S Break	8/25-27:	@Blu
7/2-3:	@LHV	6/27-29:	@Por	6/17:	A-S Break	6/21:	ASG-QC	8/28-30:	Prin
7/4-5:	Paw	6/30-7/3:	Har	6/18:	ASG @ CLR	6/22-23:	A-S Break	8/31:	Playoffs Begin
7/6-8:	LHV	7/4-7:	@NH	6/19:	A-S Break	6/24-26:	CR		
7/9-10:	@SWB	7/8-11:	Bing	6/20-22:	@Palm	6/27-29:	@Clin		
7/11:	A-S Break	7/12-13:	A-S Break	6/23:	BRD	6/30-7/2:	@KC		
7/12:	ASG @ SLC	7/14-17:	@Por	6/24-25:	@BRD	7/3-5:	Wis		
7/13:	A-S Break	7/18-20:	Rich	6/26:	@Cha	7/6-8:	@Peo		
7/14-15:	@Buf	7/21-24:	@Alt	6/27-28:	Cha	7/9-11:	Clin		
7/16-17:	Buf	7/25-27:	NH	6/29-7/1:	StL	7/13-15:	SB		
7/18-21:	Dur	7/28-31:	Bow	7/2-3:	Cha	7/16-18:	WM		
7/22-25:	@Ind	8/2-4:	@Eri	7/4-7:	@StL	7/20-22:	@GL		
7/26-29:	@Lou	8/5-7:	@Akr	7/8-11:	@Brev	7/23-25:	@Lan		
7/30-8/2:	Buf	8/9-11:	Alt	7/13-16:	Day	7/27-29:	@Bur		
8/4-7:	@Nor	8/12-14:	@Bow	7/17-20:	@Dun	7/30-8/1:	@CR		
8/8-11:	@Dur	8/16-18:	@Bing	7/21-24:	@Clr	8/2-5:	KC		
8/12-15:	Col	8/19-21:	NH	7/25-28:	Lake	8/6-9:	QC		
8/16-17:	@LHV	8/22-24:	Read	7/29-8/1:	@BRD	8/10-12:	@Wis		
8/18-19:	LHV	8/25-28:	@Tren	8/3-5:	@PalM	8/13-15:	Bur		
8/20-21:	SWB	8/29-9/1:	@Rich	8/6-8:	@PalM	8/17-19:	@KC		
8/22-25:	@SWB	9/2-5:	Tren	8/9-11:	BRD	8/20-23:	@QC		
8/26-27:	@Syr	9/7:	Playoffs Begin	8/12-14:	Palm	8/24-26:	@Bur		
8/28-29:	@Buf			8/16-17:	@Jup	8/27-30:	@Clin		
8/30-31:	Paw			8/18:	Jup	8/31-9/2:	Peo		
9/2-3:	Syr			8/19-21:	@Cha	9/3-5:	Wis		
9/4-5:	@Paw			8/22-25:	StL	9/7:	Playoffs Begin		
9/7:	Playoffs Begin			8/26-27:	@Cha				
				8/28-29:	Cha				
				8/30-31:	StL				
				9/1-2:	Jup				
				9/3-4:	@Jup				
				9/6:	Playoffs Begin				

R - GCL TWINS

6/20:	Bal	7/4:	Tam	7/18:	Bal	8/1:	@Tam	8/15:	Bal
6/21:	@Bal	7/5:	@Tam	7/19:	@Bal	8/2:	Tam	8/16:	@Bal
6/22:	@Tam	7/6:	Bal	7/20:	@Tam	8/3:	Bal	8/17:	@Tam
6/23:	Tam	7/7:	@Bal	7/21:	Tam	8/4:	@Bal	8/18:	Tam
6/24:	Bos	7/8:	Bos	7/22:	Bos	8/5:	Bos	8/19:	Bos
6/25:	@Bos	7/9:	@Bos	7/23:	@Bos	8/6:	@Bos	8/20:	@Bos
6/27:	@Bal	7/11:	@Tam	7/25:	@Bal	8/8:	Tam	8/22:	@Tam
6/28:	Bal	7/12:	@Bos	7/26:	Bal	8/9:	@Tam	8/23:	Tam
6/29:	Tam	7/13:	@Bal	7/27:	Tam	8/10:	@Bal	8/24:	Bal
6/30:	@Tam	7/14:	Bal	7/28:	@Tam	8/11:	Bal	8/25:	@Bal
7/1:	@Bos	7/15:	Tam	7/29:	@Bos	8/12:	@Bos	8/26:	@Bos
7/2:	Bos	7/16:	Bos	7/30:	Bos	8/13:	Bos	8/27:	Bos
								8/28:	Playoffs

JOE BENSON AND KYLE GIBSON NAMED 2010 TWINS MINOR LEAGUE PLAYER AND PITCHER OF THE YEAR

Outfielder **Joe Benson** was named the 2010 Sherry Robertson Award winner as the Twins' Minor League Player of the Year and right-handed pitcher **Kyle Gibson** was named the 2010 Jim Rantz Award winner as the Twins' Minor League Pitcher of the Year.

Benson, 22, began the season at Double-A New Britain and batted .251 (94-for-274) with 20 doubles, seven triples, 23 home runs, 49 rbi, 65 runs scored, 14 steals and 39 walks in 102 games with the Rock Cats. He was transferred to Single-A Ft. Myers on May 17 and batted .294 (25-for-85) with 11 doubles, one triple, four home runs, 13 rbi, 16 runs scored, five steals and eight walks in 21 games with the Miracle, before being promoted back to New Britain on June 16. He combined to bat .259 (119-for-459) with 31 doubles, eight triples, 27 home runs and 62 rbi in 123 games this season.



The 6-foot-1, 211-pounder was the Twins Minor League Player of the Week for May 15-21, batting .423 (11-for-26) with three doubles, three home runs and six rbi in seven games. He was also named Twins Minor League Player of the Month for June, batting .312 (29-for-93) with 10 doubles, three triples, five home runs and 14 rbi in 26 combined games between Ft. Myers and New Britain. Benson was the Twins second round pick in the 2006 First-Year Player Draft out of Joliet Catholic Academy High School in Illinois.

Gibson, 22, combined to go 11-6, 2.96 ERA (152.0 ip, 50 er) with 39 walks and 126 strikeouts in 26 starts between Single-A Ft. Myers, Double-A New Britain and Triple-A Rochester this season. He held opponents to a .242 (136-for-563) batting average. The right-hander went 5-0 with a 1.62 ERA (39.2 ip, 7 er) with 35 strikeouts in May and was named the Twins Minor League Pitcher of the Month. Gibson was also named the Twins Minor League Pitcher of the Week for April 24-May 1, after going 1-0 with a 0.64 ERA (14.0, 1 ip), including a complete-game one-hitter on April 29 at Jupiter.



The 6-foot-6, 210-pounder was named Florida State League Player of the Week for May 2 and was also named to the 2010 Eastern League All-Star team. Coming into the 2010 season, Gibson was rated as the top pitching prospect (third-best prospect overall) and as having the best slider in the Twins organization by *Baseball America*. He was drafted by the Twins in the 1st round (22nd overall) of the 2009 First-Year Player draft out of the University of Missouri.

The Sherry Robertson Award, named in honor of the Twins' first farm director, was established in 1970 to recognize the Twins top minor league performer each season. Beginning in 2002, the award began recognizing the Twins' Minor League Player of the Year while the Jim Rantz Award, named after the current Twins' minor league senior director, was created to recognize the Twins' Minor League Pitcher of the Year.

SHERRY ROBERTSON MINOR LEAGUE PLAYER OF THE YEAR

YEAR	PLAYER	POS	YEAR	PLAYER	POS	YEAR	PLAYER	POS
1970	Mark Wiley	P	1984	Curt Wardle	P	1998	Doug Mientkiewicz	1B
1971	Steve Brye	OF	1985	Mark Davidsson	OF	1999	Michael Restovich	OF
1972	Tom Smithson	C	1986	Gene Larkin	1B	2000	John Barnes	OF
1973	Craig Kusick	1B	1987	Mike Dyer	P	2001	Michael Cuddyer	3B
1974	Butch Wynegar	C	1988	Pete Delkus	P	2002	Lew Ford	OF
1975	Steve Luebber	P	1989	Paul Sorrento	1B	2003	Joe Mauer	C
1976	Dan Graham	C	1990	Denny Neagle	P	2004	Jason Kubel	OF
1977	Greg Field	P	1991	Pat Mahomes	P	2005	David Winfree	3B
1978	Steve Douglas	OF	1992	Marty Cordova	OF	2006	Alexi Casilla	IF
1979	Steve Green	P	1993	LaTroy Hawkins	P	2007	Brian Buscher	3B
1980	Bob Konopa	P	1994	LaTroy Hawkins	P	2008	Ben Revere	OF
1981	Kent Hrbek	1B	1995	Javier Valentin	C	2009	Ben Revere	OF
1982	Jeff Reed	C	1996	Todd Walker	3B-2B	2010	Joe Benson	OF
1983	Tim Teufel	2B	1997	David Ortiz	1B			

JIM RANTZ MINOR LEAGUE PITCHER OF THE YEAR

YEAR	PLAYER	YEAR	PLAYER	YEAR	PLAYER
2002	J.D. Durbin, RHP	2005	Francisco Liriano, LHP	2008	Anthony Slama, RHP
2003	Jesse Crain, RHP	2006	Matt Garza, RHP	2009	David Bromberg, RHP
2004	Scott Baker, RHP	2007	Kevin Slowey, RHP	2010	Kyle Gibson, RHP

MINNESOTA TWINS' 2010 MINOR LEAGUE AWARDS

SHERRY ROBERTSON MINOR LEAGUE PLAYER OF THE YEAR

Joe Benson, OF, Ft. Myers/New Britain

JIM RANTZ MINOR LEAGUE PITCHER OF THE YEAR

Kyle Gibson, RHP, Ft. Myers/New Britain/Rochester

MINOR LEAGUE PLAYERS OF THE MONTH

APRIL	Dustin Martin.....	of.....	.338 ba, 18 g, 22 h, 13 r, 2 2b, 4 hr, 17 rbi, 9 bb.....	Rochester
MAY	Ben Revere.....	of.....	.336 ba, 30 g, 40 h, 15 r, 6 2b, 1 hr, 15 rbi, 13 bb.....	New Britain
JUNE	Joe Benson.....	of.....	.312 ba, 23 g, 29 h, 18 r, 10 2b, 5 hr, 14 rbi, 3 bb.....	Ft. Myers/New Britain
JULY	Oswaldo Arcia.....	of.....	.376 ba, 30 g, 47 h, 24 r, 13 2b, 8 hr, 25 rbi, 8 bb.....	Elizabethton
AUGUST	Brandon Roberts.....	of.....	.358 ba, 27 g, 39 h, 15 r, 5 2b, 2 hr, 11 rbi, 7 bb.....	Rochester

MINOR LEAGUE PITCHERS OF THE MONTH

APRIL	Liam Hendricks.....	rhp.....	1-0, 0.41 ERA, 4 g, 22.0 ip, 1 er, 2 bb, 26 k.....	Beloit
MAY	Kyle Gibson.....	rhp.....	5-0, 1.62 ERA, 6 g, 39.0 ip, 7 er, 10 bb, 35 k.....	Ft. Myers/New Britain
JUNE	Dan Osterbrock.....	lhp.....	2-2, 1.19 ERA, 5 g, 30.1 ip, 4 er, 7 bb, 21 k.....	Ft. Myers
JULY	Miguel Munoz.....	rhp.....	3-0, 2.03 ERA, 5 g, 31.0 ip, 7 er, 5 bb, 33 k.....	Beloit
AUGUST	Pat Dean.....	lhp.....	2-2, 2.59 ERA, 6 g, 25.1 ip, 7 er, 1 bb, 33 k.....	Elizabethton

MINOR LEAGUE PLAYERS OF THE WEEK

WEEK	PLAYER	POS	STAT LINE	CLUB
April 16	Liam Hendricks.....	rhp.....	2 gs, 11.0 ip, 2h, 0 r, 0 er, 1 bb, 12 k.....	Beloit
April 23	Rene Tosoni.....	of.....	7 g, 429 ba, 12 h, 4 r, 2 2b, 1 hr, 2 rbi, 2 bb.....	New Britain
May 1	Kyle Gibson.....	rhp.....	2 gs, 1-0, 14.0 ip, 5h, 1 r, 1 er, 5 bb, 10 k.....	Ft. Myers
May 1	Dan Osterbrock.....	lhp.....	2 gs, 1-0, 14.0 ip, 2 r, 2 er, 2 bb, 15 k (no-hitter).....	Beloit
May 7	Yangervis Solarte.....	if.....	6 g, 409 ba, 9 h, 6 r, 1 2b, 2 hr, 3 rbi, 3 bb.....	Ft. Myers
May 14	Danny Valencia.....	3b.....	6 g, .391 ba, 9 h, 4 r, 3 2b, 5 rbi, 1 bb.....	Rochester
May 21	Joe Benson.....	of.....	7 g, 423 ba, 11 h, 7 r, 3 2b, 3 hr, 6 rbi, 4 bb.....	Ft. Myers
May 28	Ben Revere.....	of.....	8 g, 392 ba, 444 obp, 13 h, 4 r, 2 2b, 2 rbi, 3 bb.....	New Britain
June 4	Wilson Ramos.....	c.....	6g, .500 ba, .682 slg, 11 h, 5 r, 4 2b, 3 rbi, 2 bb.....	Rochester
June 11	Brandon Roberts.....	of.....	6 g, .500 ba, .565 obp, 10 h, 5 r, 2 2b, 2 rbi, 3 bb.....	New Britain
June 8	BJ Hermesen.....	rhp.....	1 gs, 1-0, 9.0 ip, 1 h, 0 r, 0 er, 1 bb, 3 k.....	Beloit
June 25	Brian Dozier.....	if.....	8 g, .412 ba, 14 h, 6 r, 1 2b, 1 hr, 5 rbi, 1 bb.....	Ft. Myers
July 2	Billy Bullock.....	rhp.....	4 g, 4.1 ip, 6 h, 7 r, 5 er, 5 bb, 5 k, 3 sv.....	New Britain
July 9	Anderson Hidalgo.....	if.....	6 g, 476 ba, 10 h, 5 r, 4 2b, 1 3b, 3 rbi, 3 bb.....	Beloit
July 16	Chris Parmelee.....	of/1b.....	5 g, .444 ba, .545 obp, 8 h, 3 r, 1 2b, 2 rbi, 4 bb.....	New Britain
July 23	Oswaldo Arcia.....	of.....	8 g, .375 ba, 12 h, 9 r, 5 2b, 2 hr, 6 rbi, 3 bb.....	Elizabethton
July 30	James Beresford.....	if.....	5 g, 400 ba, .520 slg, 10 h, 4 r, 3 2b, 5 rbi, 3 sb.....	Beloit
August 6	Evan Bigley.....	of.....	6 g, .480 ba, 12 h, 7 r, 3 2b, 1 hr, 4 rbi, 2 bb.....	Ft. Myers
August 13	Brandon Roberts.....	of.....	7 g, .379 ba, 400 obp, 11 h, 5 r, 2 3b, 4 rbi, 1 bb.....	Rochester
August 20	Nick Romero.....	if.....	8 g, .355 ba, 11 h, 3 r, 4 2b, 5 rbi.....	Ft. Myers
August 27	Miguel Sano.....	if.....	6 g, .350 ba, 7 h, 4 r, 3 2b, 1 hr, 3 rbi, 3 bb.....	GCL Twins
September 3	Aaron Hicks.....	of.....	7 g, .476 ba, .586 obp, 9 h, 10 r, 1 hr, 2 rbi, 8 bb.....	Beloit

MINNESOTA TWINS ORGANIZATION

CURRENT TWINS WHO MADE THEIR PROFESSIONAL DEBUT WITH THE TWINS ORGANIZATION

PLAYER	PRO DEBUT	PLAYER	PRO DEBUT	PLAYER	PRO DEBUT
Scott Baker.....	6/26/03 with Quad City	Jason Kubel.....	6/25/00 with GCL Twins	Ben Revere.....	6/22/07 with GCL Twins
Joe Benson.....	6/20/06 with GCL Twins	Jeff Manship.....	8/9/06 with GCL Twins	Anthony Slama.....	6/20/07 with Elizabethton
Nick Blackburn.....	6/20/02 with Elizabethton	Joe Mauer.....	7/23/01 with Elizabethton	Kevin Sloney.....	6/22/05 with Elizabethton
David Bromberg.....	6/23/06 with GCL Twins	Jose Mijares.....	5/14/02 with VSL Twins	Denard Span.....	6/17/03 with Elizabethton
Alex Burnett.....	6/27/05 with GCL Twins	Justin Morneau.....	8/7/99 with GCL Twins	Anthony Swarzak.....	6/25/04 with GCL Twins
Michael Cuddyer.....	1998 with Ft. Wayne	Pat Neshek.....	6/26/02 with Elizabethton	Matt Tolbert.....	6/24/04 with Elizabethton
Rob Delaney.....	6/20/06 with GCL Twins	Chris Parmelee.....	6/29/06 with GCL Twins	Rene Tosoni.....	6/20/07 with Elizabethton
Brian Duensing.....	7/5/05 with Elizabethton	Glen Perkins.....	7/6/04 with Elizabethton	Danny Valencia.....	7/13/06 with Elizabethton
Luke Hughes.....	6/19/03 with GCL Twins	Trevor Plouffe.....	6/21/04 with Elizabethton		

List includes only players on the 40-man roster

TWINS' SCOUTING STAFF

Deron Johnson - DeronJohnson@twinsbaseball.com Director of Scouting
Vern Followell - VernFollowell@twinsbaseball.com Pro Scouting Coordinator
Amanda Daley - AmandaDaley@twinsbaseball.com Manager, Scouting Administration

SCOUTING SUPERVISORS

Mark Quimuyog - MarkQuimuyog@twinsbaseball.com East Coast Supervisor
Sean Johnson - SeanJohnson@twinsbaseball.com West Coast Supervisor
Tim O'Neil - TimONeil@twinsbaseball.com Midwest Supervisor
Mike Ruth - MikeRuth@twinsbaseball.com Midwest Supervisor

SCOUTS

Cary Broder - CaryBroder@twinsbaseball.com Taiwan
Trevor Brown - TrevorBrown@twinsbaseball.com Washington, Oregon, Idaho, Alaska, Montana
Ken Compton - KenCompton@twinsbaseball.com Major League - West Divisions
Billy Corrigan - BillyCorrigan@twinsbaseball.com Florida
J.R. DiMercurio - JRDiMercurio@twinsbaseball.com Arkansas, Kansas, Missouri, Oklahoma
Mike Eaglin - MikeEaglin@twinsbaseball.com Central & Southern California
Marty Esposito - MartyEsposito@twinsbaseball.com Texas
Earl Frishman - EarlFrishman@twinsbaseball.com Major League - East Divisions
Glenn Godwin - GlennGodwin@twinsbaseball.com Europe and South Africa
Fred Guerrero - FredGuerrero@twinsbaseball.com Dominican Republic/Coordinator of Scouting
Bob Hegman - BobHegman@twinsbaseball.com Major League - Central Divisions
David Kim - DavidKim@twinsbaseball.com Pacific Rim
John Leavitt - JohnLeavitt@twinsbaseball.com Southern California, Hawaii
Jose Leon - JoseLeon@twinsbaseball.com Venezuela and Panama/Coordinator of Scouting
Jose Marzan - JoseMarzan@twinsbaseball.com Latin America Coordinator
Shaun McGinn - ShaunMcGinn@twinsbaseball.com Advance Scout
Joe McIlvaine - JoeMcIlvaine@twinsbaseball.com Special Assignments/Special Assistant to the General Manager
Bill Milos - BillMilos@twinsbaseball.com Professional Scout
Howard Norsetter - HowardNorsetter@twinsbaseball.com International Scouting Coordinator
Hector Otero - HectorOtero@twinsbaseball.com Puerto Rico and Southeast Florida
Jeff Pohl - JeffPohl@twinsbaseball.com Michigan, Indiana, Illinois
Jack Powell - JackPowell@twinsbaseball.com Georgia, East Tennessee, Alabama
Greg Runser - GregRunser@twinsbaseball.com Greater Houston (TX), Louisiana
Elliott Strankman - ElliottStrankman@twinsbaseball.com Nevada, Central and Northern California
Ricky Taylor - RickyTaylor@twinsbaseball.com North Carolina, South Carolina, Southern Virginia
Francisco Tejeda - FranciscoTejeda@twinsbaseball.com Dominican Republic
Jay Weitzel - JayWeitzel@twinsbaseball.com Upstate New York, West Pennsylvania, Ohio, West Virginia
Ted Williams - TedWilliams@twinsbaseball.com Arizona, New Mexico, Colorado, Wyoming, Utah, Clark County (Nevada)
John Wilson - JohnWilson@twinsbaseball.com Connecticut, New Jersey, East New York, East Pennsylvania, Massachusetts,
 Northern Virginia, Maryland, Rhode Island, Maine, New Hampshire, Delaware, Washington D.C.
Mark Wilson - MarkWilson@twinsbaseball.com North Dakota, South Dakota, Nebraska, Iowa, Wisconsin, Minnesota, Canada
Earl Winn - EarlWinn@twinsbaseball.com Greater Cincinnati area, Kentucky, Western Tennessee, Mississippi

PART-TIME SCOUTS

Eric Espinosa Panama
John Cortese Italy
Andy Johnson Europe
Alan Sandberg Northeast U.S.
Kenny Su Taiwan
Koji Takahashi Japan
Lester Victoria Curacao
Akihiro Yamaguchi Japan

ASSOCIATE SCOUTS

Nelson Meneses Venezuela
Juan Padilla Venezuela
Franklin Parra Venezuela
Pablo Torres Venezuela
Vicente Arias Dominican Republic
Eurey Luis Haslen Dominican Republic
Manuel Luciano Dominican Republic

MINNESOTA TWINS ORGANIZATION - FOREIGN-BORN PLAYERS

IN 2010, THE TWINS ORGANIZATION HAD 117 FOREIGN-BORN PLAYERS FROM 17 DIFFERENT COUNTRIES:

COUNTRY	# OF PLAYERS	COUNTRY	# OF PLAYERS	COUNTRY	# OF PLAYERS
Aruba	1	Dominican Republic	45	Russia	1
Australia	12	France	1	South Africa	1
Brazil	1	Germany	1	South Korea	3
Canada	2	Netherlands	1	Taiwan	1
Columbia	1	Panama	2	Venezuela	37
Czech Republic	1	Puerto Rico	6		

TWINS' FIRST ROUND DRAFT PICKS

JUNE

JANUARY

REGULAR PHASE

1965	Eddie LeonSS
1966	Buzz StephenRHP
1967	Steve BryeOF
1968	Alex RowellOF
1969	Paul PowellOF
1970	Bob GorinskiOF
1971	Dale SoderholmSS
1972	Dick RuthvenRHP
1973	Eddie BaneLHP
1974	Ted ShipleySS
1975	Rick SofieldSS
1976	Jamie Allen3B
1977	Paul CroftOF
1978	Lenny FaedoSS
1979	Kevin BrandtOF
1980	Jeff ReedC
1981	Mike Sodders3B
1982	Bryan DelkersLHP
1983	Tim BelcherRHP
1984	Jay BellSS
1985	Jeff BumgarnerRHP
1986	Derek ParksC
1987	Willie BanksRHP
1988	Johnny ArdRHP
1989	Chuck KnoblauchSS
1990	Todd RitchieRHP
1991	David McCartyOF
1992	Dan SerafiniLHP
1993	Torii HunterOF
	Jason VaritekC
1994	Todd Walker2B
1995	Mark RedmanLHP
1996	Travis Lee1B
1997	Michael CuddyerSS
	Matthew LeCroyC
1998	Ryan MillsLHP
1999	B.J. GarbeOF
2000	Adam JohnsonRHP
2001	Joe MauerC
2002	Denard SpanOF
2003	Matt Moses3B
2004	Trevor PlouffeSS
	Glen PerkinsLHP
	Kyle WaldropRHP
	Matthew FoxRHP
	Jay RainvilleRHP
2005	Matt GarzaRHP
	Henry Sanchez1B
2006	Chris ParmeleeOF
2007	Ben RevereOF
2008	Aaron HicksOF
2009	Kyle GibsonRHP
2010	Alex WimmersRHP

1965	(No Selection)	
1965	(No Selection)	
1966	Charles ChaseOF
1966	Robert CrosbyRHP
1967	Leonard WeemsOF
1967	Clifford Foster1B
1968	David HootOF
1968	Eric Soderholm3B
1969	Gary WilburnC
1969	John HurleyRHP
1970	Sayle BrownRHP
1970	George PughLHP
1971	Jerry MaberryRHP
1971	Jeff HooperLHP
1972	Lew LernerRHP
1972	Bob KoepfelOF
1973	Joseph HonceOF
1973	Dennis SherowOF
1974	Mark LockwoodLHP
1974	Jerry GarvinLHP
1975	Donald Albares2B
1975	Mark WilsonOF
1976	Bob VeselicRHP
1976	Pete RedfernRHP
1977	Lance Hallberg1B
1977	Mike WaltersRHP
1978	Ralph CitarellaRHP
1978	Keith IsaacsRHP
1979	Joseph McCarthyOF
1979	Joseph PlummerRHP
1980	Jeff BarnardRHP
1980	Nattie GeorgeOF
1981	Peter KutsukosRHP
1981	Rhett Whisman3B
1982	Kirby PuckettOF
1982	Mark MargisLHP
1983	Kevin HammondRHP
1983	Coe BrierC
1984	Carl CoxLHP
1984	Alan SontagRHP
1985	Tony FarnyiarzRHP
1985	Garnett O'ConnorRHP
1986	Jarvis Brown2B
1986	Toby NivensRHP

(January Draft Ended)

Bold indicates signed players

SECONDARY PHASE

1965	(No selection)	
1966	Bob Jones3B
1967	Ken SzotkiewiczSS
1968	Danny ThompsonSS
1969	Ralph DickOF
1970	Daniel GuerreroC
1971	Glenn BorgmannC
	Randolph DelerioC
1972	John EichholtzRHP
1973	Wayne Williams2B
1974	Gary BishopOF
1975	Hosken PowellOF

1976	Gregory Vogel2B
1977	Frank FerroniLHP
1978	Bruce KastelicSS
1979	Gary Gaetti3B
1980	John PalicaOF
1981	John SaleryOF
1982	Curt KindredRHP
1983	Oddie McDowellOF
1984	Eddy YanesOF
1985	Dewayne ColemanRHP
1986	James McClellanRHP

(Secondary Phase Ended)

MINOR LEAGUES

MINNESOTA TWINS' 2010 FIRST-YEAR PLAYER DRAFT

RD	PLAYER	POS	B/T	HT	WT	DOB	HOMETOWN	SCHOOL	SCOUT
1	Alex Wimmers	rhp	R/R	6- 2	205	11/1/88	Cincinnati, OH	Ohio State University	Weitzel
2	Niko Goodrum	ss	S/R	6- 3	180	2/28/92	Fayetteville, GA	Fayette County High School	Powell
3	Pat Dean	lhp	L/L	6- 1	180	5/25/89	Naugatuck, CT	Boston College	J. Wilson
4	Eddie Rosario	of	L/R	6- 0	170	9/28/91	Guayama, PR	Rafael Lopez Landron HS	Otero
5	Nate Roberts	of	L/R	6- 1	200	2/25/89	Spring Grove, IL	High Point University	Taylor
6	Logan Darnell	lhp	L/L	6- 2	210	2/02/89	Joelton, TN	University of Kentucky	Winn
7	Matt Hauser	rhp	R/R	6- 2	190	3/30/88	Newport Beach, CA	University of San Diego	Leavitt
8	Lance Ray	of	L/R	6- 2	195	9/02/89	Las Vegas, NV	University of Kentucky	Winn
9	Kyle Knudson	c	R/R	6- 3	210	9/12/87	Dover, NJ	University of Minnesota	M. Wilson
10	J.D. Williams	2b	S/R	6- 1	180	11/20/90	Odessa, FL	Brooks-DeBartolo Collegiate HS	Corrigan
11	Tyler Kuresa	1b	L/L	6- 4	190	11/17/92	Roseville, CA	Oakmont High School	Strankma
12	Steven Maxwell	rhp	R/R	6- 1	190	9/4/87	The Woodlands, TX	Texas Christian University	Esposito
13	Ryan O'Rourke	lhp	L/L	6- 3	217	4/30/88	Worcester, MA	Merrimack College	J. Wilson
14	DeAndre Smelter	rhp	R/R	6- 3	205	12/3/91	Macon, GA	Tattnall Square Academy	Powell
15	Thomas Girdwood	rhp	R/R	6- 3	215	3/14/89	Charlotte, NC	Elon University	Taylor
16	Clint Dempster	lhp	L/L	6- 1	200	8/29/89	Thibodaux, LA	Nicholls State University	Runser
17	Devin Grigg	rhp	R/R	6- 2	194	8/12/88	Alameda, CA	California St. East Bay	Strankman
18	David Gutierrez	rhp	R/R	6- 0	165	9/29/87	Miami, FL	University of Miami	Otero
19	Matt Arguello	lhp	S/L	6- 4	190	11/3/91	Mobile, AL	Davidson High School	Powell
20	Cody Martin	rhp	R/R	6- 3	210	9/4/89	Dos Palos, CA	Gonzaga University	Brown
21	Nate Fawbush	rhp	R/R	6- 7	180	7/3/90	Stockbridge, GA	Georgia Perimeter College	Powell
22	Dillon Moyer	ss	R/R	6- 0	175	7/18/91	Bradenton, FL	The Pendleton School	Corrigan
23	Dallas Gallant	rhp	R/R	6- 3	188	1/25/89	Trinity, TX	Sam Houston State Univ.	Runser
24	Michael Quesada	c	R/R	6- 1	180	2/1/90	Folsom, CA	Sierra Junior College	Strankman
25	Andy Leer	ss	R/R	6- 1	195	1/3/88	Williston, ND	University of Mary	M. Wilson
26	Kelly Cross	c	S/R	6- 3	190	3/21/92	Pearland, TX	Pearland High School	Runser
27	Brandon Henderson	of	R/R	6- 2	178	4/18/89	Madera, CA	Fresno City College	Eaglin
28	Jamaal Hawkins	ss	R/R	5- 9	180	10/27/88	Marietta, GA	Jacksonville University	Corrigan
29	Brian Burke	1b	S/R	6- 2	215	7/28/86	Lancaster, CA	Lewis & Clark State College	Brown
30	Sergio Perez Bernal	ss	R/R	5- 9	180	11/8/92	Naples, FL	Palmetto Ridge High School	Corrigan
31	Mark Payton	of	L/L	5- 8	165	12/7/91	Orland Park, IL	Saint Rita High School	Pohl
32	Tommy Toledo	rhp	R/R	6- 3	180	12/13/88	Tampa, FL	University of Florida	Corrigan
33	Justin Parker	lhp	L/L	6- 4	225	4/21/90	Rancho Murrieta, CA	Consumes River Junior College	Strankman
34	Kyle Necke	rhp	R/R	6- 2	235	3/20/87	Walnut, CA	Univ. of California - Irvine	Leavitt
35	Nick Alloway	rhp	R/R	6- 3	225	1/6/89	Woodbury Heights, NJ	Gloucester Community College	J. Wilson
36	Kelvin Mention	of	L/L	6- 0	195	2/18/92	Tampa, FL	Brooks-DeBartolo Collegiate HS	Corrigan
37	Grant Muncrief	rhp	R/R	6- 3	210	10/4/88	Edmond, OK	Wichita State University	DiMercurio
38	Jared Ray	rhp	R/R	6- 3	194	2/25/89	Hewitt, TX	University of Houston	Runser
39	Bart Carter	lhp	L/L	6- 1	208	7/8/87	Franklin, IN	Western Kentucky University	Winn
40	Vance Woodruff	rhp	L/R	6- 2	190	12/28/89	Forney, TX	Grayson County College	Esposito
41	Sam Spangler	lhp	L/L	6- 1	185	9/24/87	Albuquerque, NM	University of Hawaii	Leavitt
42	Brett Carroll	lhp	R/L	6- 1	210	8/10/87	River Edge, NJ	William Paterson University	J. Wilson
43	Derek Christensen	rhp	R/R	6- 1	178	6/19/89	West Jordan, UT	Salt Lake Community College	Williams
44	David Deminsky	lhp	L/L	6- 3	195	6/12/87	Sartell, MN	St. Cloud State University	M. Wilson
45	James Bucklelew	lhp	L/L	6- 2	155	8/4/91	Lawrenceville, GA	Collins Hill High School	Powell
46	AJ Achter	rhp	R/R	6- 5	205	8/28/88	Oregon, OH	Michigan State University	Pohl
47	Collin Reynolds	rhp	R/R	6- 4	230	6/27/90	Frisco, TX	McLennan Community College	Esposito
48	Troy Scott	1b	L/R	6- 5	205	3/4/89	Federal Way, WA	University of Washington	Brown
49	Leandre Davis	ss	R/R	5-11	160	5/25/91	Smyrna, GA	Georgia Perimeter College	Powell
50	James Harris	3b	L/R	6- 2	195	12/6/91	Woodstock, GA	Etowah High School	Powell

BOLD indicates signed player

* The Twins signed 31 players from the 2010 First-Year Player Draft.

ORGANIZATION PLAYERS

Abreu, Jose Alexi

Pitcher

HEIGHT: 5-11

BATS: R

BORN: 7/13/92 in San Francisco de Macoris, Dominican Republic

WEIGHT: 170

THROWS: R

RESIDES: San Francisco de Macoris, Dominican Republic

SIGNED BY: Fred Guerrero

SCHOOL: --

HOW OBTAINED: Signed as a non-drafted free agent, September 2, 2010

Year	Team	W-L	ERA	G	GS	CG	SH	SV	IP	H	R	ER	HR	HB	BB	SO	WP	BK	BAA
2011	Will be his first season in professional baseball.																		

Achter, Adam J.

Pitcher

HEIGHT: 6-5

BATS: R

BORN: 8/27/88 in Toledo, OH

WEIGHT: 205

THROWS: R

RESIDES: Oregon, OH

SIGNED BY: Jeff Pohl

SCHOOL: Michigan State University

HOW OBTAINED: Twins' 46th round pick in 2010 First-Year Player Draft.

2010: Began professional career with Rookie-Level Elizabethton.

Year	Team	W-L	ERA	G	GS	CG	SH	SV	IP	H	R	ER	HR	HB	BB	SO	WP	BK	BAA
2010	Elizabethton	1-0	4.91	4	0	0	0	0	7.1	7	4	4	0	1	3	8	2	1	.250

Alloway, Nicholas Andrew

Pitcher

HEIGHT: 6-3

BATS: R

BORN: 1/6/89 in Woodbury, NJ

WEIGHT: 230

THROWS: R

RESIDES: Woodbury Heights, NJ

SIGNED BY: John Wilson

SCHOOL: Gloucester Community College (NJ)

HOW OBTAINED: Twins' 35th round pick in 2010 First-Year Player Draft.

2010: Began professional career with Rookie-Level Gulf Coast League...transferred to Single-A Ft. Myers, August 29.

Year	Team	W-L	ERA	G	GS	CG	SH	SV	IP	H	R	ER	HR	HB	BB	SO	WP	BK	BAA
2010	GCL Twins	2-1	3.99	14	3	0	0	2	29.1	23	13	13	3	4	14	41	3	0	.223
	Ft. Myers	0-1	24.00	2	1	0	0	0	3.0	10	8	8	0	0	4	3	0	0	.526
Minor League Totals		2-2	5.85	16	4	0	0	2	32.1	33	21	21	3	4	18	44	3	0	.271

Arcia, Oswaldo Celestino

Outfielder

HEIGHT: 6-0

BATS: R

BORN: 5/9/91 in Anaco, Venezuela

WEIGHT: 186

THROWS: R

RESIDES: Cantaura-Anzoategui, Venezuela

SIGNED BY: Jose Leon

SCHOOL: --

HOW OBTAINED: Signed as a non-drafted free agent, July 4, 2007.

2010: Played entire season with Rookie-Level Elizabethton...team leader in batting average, slugging percentage, doubles, home runs and rbi...had 30 multi-hit games...led Appalachian League in batting average, rbi, hits, on-base percentage, slugging percentage, extra base hits...second in home runs and triples, third in doubles and runs scored...named the Appalachian Player of the Week, July 12 and June 21...named *Baseball America* Rookie All-Star, Rookie Player of the Year and third ranked prospect in Appalachian League...ranked ninth-best prospect in the Twins organization by *Baseball America*...named to Topps' Short-Season/Rookie All-Star Team...named to minorleaguebaseball.com's 2010 Twins organizational All-Star team. **2009:** Led team in games, hits, doubles and slugging percentage and was second in at-bats, runs, rbi and stolen bases...had an 11-game hit-streak, going 14-for-45 (.311), July 15-30...played three games with Tigres de Aragua of the Venezuelan Winter League...**2008:** Tied for team lead in rbi.

Year	Team	AVG	G	AB	R	H	2B	3B	HR	RBI	SH	SF	HB	BB	SO	SB	CS	E	OBP
2008	DSL Twins	.293	61	229	38	67	12	4	4	36	0	1	2	16	27	8	7	3	.343
2009	GCL Twins	.275	44	167	21	46	11	2	5	24	0	3	2	15	18	8	0	0	.337
2010	Elizabethton	.375	64	259	47	97	21	7	14	51	0	1	4	19	67	4	4	0	.424
Minor League Totals		.321	169	655	105	210	44	13	23	111	0	5	8	50	112	20	11	3	.373

Arevalo, Ricardo Ortega

Pitcher

HEIGHT: 6-3

BATS: R

BORN: 2/28/91 in Baruta, Venezuela

WEIGHT: 209

THROWS: R

RESIDES: Guacara-Carabobo, Venezuela

SIGNED BY: Jose Leon

SCHOOL: --

HOW OBTAINED: Signed as a non-drafted free agent, June 4, 2009.

2010: Played entire season with the GCL Twins...threw the fourth-most innings on the team.

Year	Team	W-L	ERA	G	GS	CG	SH	SV	IP	H	R	ER	HR	HB	BB	SO	WP	BK	BAA
2009	DSL Twins	0-1	2.48	17	0	0	0	1	32.2	22	12	9	2	5	11	19	2	0	.195
2010	GCL Twins	0-7	4.97	12	11	0	0	0	50.2	47	36	28	3	10	26	40	10	1	.249
Minor League Totals		0-8	4.00	29	11	0	0	1	83.1	69	48	37	5	15	37	59	12	1	.229

Arias, Jhonatan Berardino

Catcher

HEIGHT: 5-11

BATS: R

BORN: 2/18/89 in Bani, Dominican Republic

WEIGHT: 175

THROWS: R

RESIDES: Boca Chica, Dominican Republic

SIGNED BY: Fred Guerrero

SCHOOL: --

HOW OBTAINED: Signed as non-drafted free agent, March 2, 2007.

2010: Played entire season with Rookie-Level Elizabethton...ended the season with a six-game hit-streak.

Year	Team	AVG	G	AB	R	H	2B	3B	HR	RBI	SH	SF	HB	BB	SO	SB	CS	E	OBP
2007	DSL Twins	.207	40	121	15	25	4	0	0	9	1	0	10	6	16	2	1	3	.299
2008	DSL Twins	.248	50	141	11	35	6	0	0	15	0	2	1	15	24	3	2	11	.321
2009	GCL Twins	.244	27	82	12	20	6	0	0	7	3	0	2	10	12	2	0	3	.340
2010	Elizabethton	.242	32	99	10	24	9	0	3	15	2	1	0	8	20	0	0	5	.296
Minor League Totals		.235	149	443	48	104	25	0	3	46	6	3	13	39	72	7	3	22	.313

Arias, Santos Cedeno **Pitcher**

HEIGHT: 5-11 **BATS:** R **BORN:** 3/17/87 in La Romana, Dominican Republic
WEIGHT: 162 **THROWS:** R **RESIDES:** La Romana, Dominican Republic
SIGNED BY: Fred Guerrero **SCHOOL:** --

HOW OBTAINED: Signed as non-drafted free agent, February 9, 2005.
2010: Split time between Single-A Ft. Myers and Double-A New Britain...made 12 starts for Ft. Myers while working mostly out of relief with New Britain in twenty-three appearances...**2009:** Went 2-2, 1.92 (51.2 ip, 11 er) with 34 strikeouts, 16 walks and allowed his only home run of the season in his final nine starts...**2008:** Started season with Rookie-Level Elizabethton...transferred to Single-A Beloit, April 28...tied for team lead in complete games...named Midwest League Pitcher of the Week, June 23...**2006:** Led Dominican Summer League in innings, wins and was sixth in ERA.

Year	Team	W-L	ERA	G	GS	CG	SH	SV	IP	H	R	ER	HR	HB	BB	SO	WP	BK	BAA
2005	DSL Twins	4- 5	3.47	20	0	0	0	6	36.1	33	16	14	2	4	8	29	5	1	.243
2006	DSL Twins	10- 0	1.23	15	14	1	0	0	95.0	52	18	13	3	4	17	62	6	1	.160
2007	GCL Twins	3- 4	2.96	11	10	0	0	0	54.2	59	31	18	5	2	13	46	8	2	.280
2008	Beloit	5- 6	3.27	30	15	1	1	4	110.0	106	48	40	6	6	29	91	7	3	.251
2009	Ft. Myers	6- 3	2.15	38	9	0	0	3	100.2	90	26	24	1	6	27	72	3	1	.243
2010	Ft. Myers	4- 5	4.17	12	12	1	0	0	69.0	76	37	32	4	2	15	28	1	0	.277
	New Britain	0- 7	4.82	23	2	0	0	0	37.1	41	24	20	5	0	20	25	2	0	.281
Minor League Totals		32-30	2.88	149	62	3	1	13	503.0	457	200	161	26	24	149	378	32	8	.243

Arias, Victor Alfonso **Infielder**

HEIGHT: 5-11 **BATS:** S **BORN:** 3/26/91 in Boca Chica, Dominican Republic
WEIGHT: 170 **THROWS:** R **RESIDES:** Boca Chica, Dominican Republic
SIGNED BY: Fred Guerrero **SCHOOL:** --

HOW OBTAINED: Signed as a non-drafted free agent, July 10, 2008.

Year	Team	AVG	G	AB	R	H	2B	3B	HR	RBI	SH	SF	HB	BB	SO	SB	CS	E	OBP
2009	DSL Twins	.250	34	96	11	24	4	2	0	10	3	1	5	11	25	5	5	13	.354
2010	DSL Twins	.165	40	115	13	19	3	0	0	4	0	0	3	12	25	7	2	12	.262
Minor League Totals		.204	74	211	24	43	7	2	0	14	3	1	8	23	50	12	7	25	.305

Baez, Dubal Andres **Shortstop**

HEIGHT: 6-0 **BATS:** R **BORN:** 6/14/93 in Cabimas, Venezuela
WEIGHT: 175 **THROWS:** R **RESIDES:** Cabimas-Zulia, Venezuela
SIGNED BY: Jose Leon **SCHOOL:** --

HOW OBTAINED: Signed as a non-drafted free agent, June 1, 2010.

Year	Team	AVG	G	AB	R	H	2B	3B	HR	RBI	SH	SF	HB	BB	SO	SB	CS	E	OBP
2010	DSL Twins	.250	14	40	9	10	0	0	0	7	1	0	2	8	9	1	0	4	.400

Bailey, Jeffrey Todd (Jeff) **Outfielder/First Baseman**

SEE PAGES 34-35

Baldwin, Andrew S. (Andy) **Pitcher**

HEIGHT: 6-5 **BATS:** R **BORN:** 10/20/82 in Duluth, MN
WEIGHT: 215 **THROWS:** R **RESIDES:** Eden Prairie, MN
ORIGINALLY SIGNED BY: Phillies' 5th round pick in the 2004 First-Year Player Draft **SCHOOL:** Texas A&M, Oregon State University

HOW OBTAINED: Signed as minor league free agent, December 13, 2010.
 Graduated from Hood River Valley (OR) High School in 2000...Uncle, John Hiller, was a left-handed reliever for Detroit in 1965-'70 and 1972-'80)
2010: Spent the regular season with Triple-A Tacoma...pitched in the Venezuelan Winter Leagues with Caribes de Anzoategui, going 5-2, 2.08 (73.2 ip, 17 er) with 47 strikeouts and 20 walks in 13 games (12 starts)...**2009:** Led the Rainiers in innings pitched and strikeouts...named PCL Pitcher of the Week, August 3-9...**2008:** Spent season with Triple-A Tacoma...named "King of the Hill" by the Rainiers as the club's best pitcher...led all Mariners minor leaguers with 10 wins, while also setting a career-high...**2007:** Spent the season with Double-A West Tennessee...led the Southern League with 166.0 innings pitched...finished third among all mariners minor leaguers with 115 strikeouts and eighth in ERA...tossed a complete game, five-hitter, August 24 at Chattanooga...**2006:** Started the season with Single-A Clearwater...traded to Seattle along with pitcher Andrew Barb in exchange for pitcher Jamie Moyer, August 20...was assigned to Inland Empire...tossed 15.0 consecutive scoreless innings in two starts, August 22 and 27...**2005:** Spent the season with Single-A Lakewood...led the South Atlantic League in innings pitched...named Phillies' Minor League Pitcher of the Week twice, May 16-22 and August 22-28...**2004:** Began his professional career with Single-A Batavia...led the team in innings pitched, strikeouts and starts...pitched in the Florida Instructional League.

Year	Club	W-L	ERA	G	GS	CG	SH	SV	IP	H	R	ER	HR	HB	BB	SO	WP	BK	BAA
2004	Batavia	4- 6	5.17	15	15	0	0	0	71.1	96	50	41	2	3	14	54	4	1	.324
2005	Lakewood	5-12	4.77	27	27	1	0	0	168.0	183	106	89	16	12	43	100	15	0	.278
2006	Clearwater	8- 8	4.04	27	20	1	0	0	147.0	164	78	66	11	8	22	100	3	1	.285
	Inland Empire	2- 1	0.82	3	3	0	0	0	22.0	12	2	2	1	2	2	13	0	0	.160
2007	West Tenn	5-12	4.23	27	26	1	0	0	166.0	193	88	78	12	13	19	114	5	0	.292
2008	Tacoma	10- 5	4.75	30	22	2	1	0	147.2	177	91	78	13	7	41	87	4	0	.295
2009	Tacoma	6-11	4.57	31	21	1	1	0	151.2	161	90	77	21	8	38	103	9	0	.270
2010	Tacoma	9- 7	4.90	32	15	0	0	1	117.2	136	79	64	13	3	37	87	3	0	.288
Minor League Totals		49-62	4.49	192	149	6	2	1	991.1	1122	584	495	89	56	216	659	43	2	.285

Bargas Jr., Paul Moses **Pitcher**

HEIGHT: 6-1 **BATS:** L **BORN:** 10/13/88 in Riverside, CA
WEIGHT: 205 **THROWS:** L **RESIDES:** Perris, CA
ORIGINALLY SIGNED BY: Rockies' 13th round pick in the 2009 First-Year Player Draft **SCHOOL:** University of California Riverside

HOW OBTAINED: Trade with Colorado, December 16, 2010
2010: Pitched the season with Single-A Asheville...did not allow a run in his final 15 appearances (15.2 ip)...posted a 1.09 ERA (33.0 ip, 4 er) Post-All-Star break...held lefties to a .159 (10-for-63) batting average...acquired by the Twins in a trade for catcher Jose Morales, December 16...**2009:** Split his first professional season between Rookie-Level Gasper and Single-A Tri-City...transferred from Casper to Tri-City, July 25...struck out 34 batters in 30.1 innings at both levels combined.

Year	Club	W-L	ERA	G	GS	CG	SH	SV	IP	H	R	ER	HR	HB	BB	SO	WP	BK	BAA
2009	Casper	0- 0	3.52	6	1	0	0	2	7.2	5	3	3	0	0	1	10	2	0	.200
	Tri-City	3- 1	1.59	13	0	0	0	0	22.2	12	5	4	1	0	7	24	3	0	.160
2010	Ashville	5- 4	3.59	58	0	0	0	6	67.2	57	31	27	3	2	19	64	3	0	.227
Minor League Totals		8- 5	3.12	77	1	0	0	8	98.0	74	39	34	4	2	27	98	8	0	.211

Bashore, Matthew Scott

Pitcher

HEIGHT: 6-3 **BATS:** L **BORN:** 4/6/88 in Tipp City, OH
WEIGHT: 200 **THROWS:** L **RESIDES:** Goldsboro, NC
SIGNED BY: Jeff Pohl **SCHOOL:** Indiana University
HOW OBTAINED: Twins' compensation pick (46th overall) in 2009 First-Year Player Draft.

2006 graduate of Tippecanoe (OH) High School where he also played basketball and football...earned first team honors from the Central Buckeye Conference as a senior...attended Indiana University where he was named First Team All-Big Ten and Second Team All-Great Lakes Region as a sophomore...was named Big Ten Pitcher of the Week three times as a sophomore...named Second-Team All-Big Ten his junior year...tied school record with 244 career strikeouts...earned Most Outstanding Player honors at the Big Ten Tournament after giving up just two hits and two walks against Minnesota, May 21, 2009.

2010: Placed on the disabled list, June 27...underwent season-ending surgery on pitching elbow.

Year	Team	W-L	ERA	G	GS	CG	SH	SV	IP	H	R	ER	HR	HB	BB	SO	WP	BK	BAA
2009	Elizabethton	0- 0	0.00	1	0	0	0	0	2.0	3	0	0	0	0	0	2	0	0	.375
2010		Injured - Did Not Play																	

Bazardo, Yorman Osorio

Pitcher

SEE PAGES 39-40

Beresford, James Richard

Shortstop

HEIGHT: 6-1 **BATS:** L **BORN:** 1/19/89 in Mount Waverly, Victoria, Australia
WEIGHT: 151 **THROWS:** R **RESIDES:** Glen Waverly, Victoria, Australia
SIGNED BY: Howard Norsetter **SCHOOL:** Wesley College (AUS)
HOW OBTAINED: Signed as non-drafted free agent, August 13, 2005.

2010: Played entire season in Single-A Beloit...led team in games, at bats and hits...second in runs...14-for-14 in stolen bases...played in the Australian Baseball League over the winter for Melbourne, batting .421 (16-for-38)...2009: Led team in sacrifice hits, at-bats and hits and was second in games, runs and stolen bases...2006: Disabled entire season with surgery to repair torn labrum in right shoulder.

Year	Team	AVG	G	AB	R	H	2B	3B	HR	RBI	SH	SF	HB	BB	SO	SB	CS	E	OBP
2006	Injured - Did Not Play																		
2007	GCL Twins	.288	45	139	22	40	2	0	14	6	0	1	12	23	7	2	12	349	
2008	Elizabethton	.246	55	179	26	44	5	1	0	23	5	0	2	25	35	1	4	23	345
2009	Beloit	.289	114	450	52	130	11	0	0	38	17	1	3	34	70	15	11	25	342
2010	Beloit	.297	126	491	70	146	19	5	1	59	7	2	6	34	56	14	14	18	349
Minor League Totals		.286	340	1259	170	360	37	6	1	134	35	3	12	105	184	37	31	78	.346

Bigley, Evan M.

Outfielder

HEIGHT: 6-0 **BATS:** R **BORN:** 3/9/87 in Lancaster, TX
WEIGHT: 211 **THROWS:** R **RESIDES:** Combine, TX
SIGNED BY: Marty Esposito **SCHOOL:** Dallas Baptist University
HOW OBTAINED: Twins' 10th round pick in 2008 First-Year Player Draft.

2010: Began season in Single-A Ft. Myers...ranked fourth on the team in at bats and hits...transferred to Double-A New Britain, August 9...2009: Began season with Single-A Beloit...transferred to Single-A Ft. Myers, May 12...had 10 multi-rbi games, five three-hit games and one four-hit game with Ft. Myers...had second-most home runs and fourth most rbi on team...2008: Second in Appalachian League in home runs, on-base percentage, extra-base hits (30) and runs scored...led team and was third in Appalachian League in rbi...tied for most triples on team...named Appalachian League Postseason All-Star.

Year	Team	AVG	G	AB	R	H	2B	3B	HR	RBI	SH	SF	HB	BB	SO	SB	CS	E	OBP
2008	Elizabethton	.300	53	213	45	64	13	3	14	47	0	2	8	13	43	2	2	6	360
2009	Beloit	.307	25	101	16	31	6	1	2	22	0	0	2	3	19	2	2	1	340
	Ft. Myers	.280	95	328	39	92	22	2	5	46	5	1	6	22	71	1	5	2	336
2010	Ft. Myers	.262	97	374	41	98	24	1	2	28	4	3	3	15	80	2	1	0	294
	New Britain	.336	27	113	17	38	9	1	4	15	0	1	1	3	22	0	2	1	356
Minor League Totals		.286	297	1129	158	323	74	8	27	158	9	7	20	56	235	7	12	10	329

Blevins, Steven F.

Pitcher

HEIGHT: 6-2 **BATS:** R **BORN:** 11/17/86 in Louisa, KY
WEIGHT: 221 **THROWS:** R **RESIDES:** Louisa, KY
SIGNED BY: Jeremy Booth **SCHOOL:** Marshall University
HOW OBTAINED: Twins' 21st round pick in 2008 First-Year Player Draft.

2010: Began season with Single-A Beloit...transferred to Single-A Ft. Myers, May 10...led team in appearances with 33...Transferred to Double-A New Britain, August 29...led team in WHIP (1.06) through 10.1 innings pitched...2009: Led team in appearances and holds (nine)...2008: Transferred to Rookie-Level Elizabethton, July 11.

Year	Club	W-L	ERA	G	GS	CG	SH	SV	IP	H	R	ER	HR	HB	BB	SO	WP	BK	BAA
2008	GCL Twins	1- 1	3.00	8	0	0	0	0	9.0	6	3	3	0	2	2	10	2	0	.182
	Elizabethton	1- 2	5.41	17	0	0	0	1	26.1	25	16	16	3	1	9	27	2	0	.240
2009	Beloit	3- 5	3.52	50	0	0	0	3	76.2	79	38	30	2	4	26	67	3	0	.262
2010	Beloit	2- 0	3.86	12	0	0	0	6	11.2	13	6	5	2	2	8	9	3	0	.324
	Ft. Myers	3- 4	4.34	33	1	0	0	3	58.0	77	33	28	1	1	21	38	1	0	.281
	New Britain	0- 0	4.35	4	0	0	0	1	10.1	9	6	5	0	0	2	7	1	0	.225
Minor League Totals		10-12	4.08	124	1	0	0	14	192.0	209	102	87	8	10	68	158	12	0	.274

MINOR LEAGUES

Bonilla, Sterling Manuel Pitcher

HEIGHT: 6-0

BATS: R

BORN: 2/26/92 in Santo Domingo, Dominican Republic

WEIGHT: 165

THROWS: R

RESIDES: La Vega, Dominican Republic

SIGNED BY: Fred Guerrero

SCHOOL: --

HOW OBTAINED: Signed as a non-drafted free agent, April 5, 2010.

2010: Led the DSL Twins in innings pitched, earned run average and third on team in strikeouts...ranked ninth in league in earned run average.

Year	Team	W-L	ERA	G	GS	CG	SH	SV	IP	H	R	ER	HR	HB	BB	SO	WP	BK	BAA
2010	DSL Twins	4- 2	1.36	14	13	2	0	0	66.0	43	19	10	2	4	14	40	4	0	.181

Brown, Matthew Benjamin (Matt) Third Baseman

SEE PAGES 45-46

Bullock, William G. (Billy) Pitcher

HEIGHT: 6-6

BATS: R

BORN: 2/27/88 in Brandon, FL

WEIGHT: 225

THROWS: R

RESIDES: Riverview, FL

SIGNED BY: Billy Corrigan

SCHOOL: University of Florida

HOW OBTAINED: Twins' 2nd round pick in 2009 First-Year Player Draft.

2006 graduate of Riverview High School (FL) where he was a four-year letter winner...named a 2005 Louisville Slugger Preseason All-American...attended the University of Florida where he was named Second-Team All-SEC as a junior...had 11 saves in 2009, good for third-most in the SEC and two short of the school record...was selected as one of two relievers on the All-SEC team as a junior...was the highest drafted Gator pitcher chosen in the draft since 2004...was originally drafted in the 20th round of the 2006 First-Year Player Draft by the Dodgers.

2010: Began season with Single-A Ft. Myers and led team in saves...named to Florida State League All-Star Game...transferred to Double-A New Britain, June 25...led team in saves...ranked third on team in earned run average...2009: Transferred to Single-A Beloit, July 9...tied for team lead in saves...had third-lowest ERA among Beloit relievers.

Year	Team	W-L	ERA	G	GS	CG	SH	SV	IP	H	R	ER	HR	HB	BB	SO	WP	BK	BAA
2009	Elizabethton	1- 0	1.23	7	0	0	0	3	7.1	3	2	1	0	1	1	10	2	0	.125
	Beloit	3- 0	2.73	26	0	0	0	8	26.1	25	11	8	0	7	12	35	2	0	.253
2010	Ft. Myers	0- 4	3.62	28	0	0	0	14	37.1	39	15	15	2	3	19	45	2	0	.281
	New Britain	2- 4	3.44	30	0	0	0	13	36.2	34	18	14	3	3	24	60	2	0	.239
Minor League Totals		6- 8	3.18	91	0	0	0	38	107.2	101	46	38	5	14	56	150	8	0	.250

Burke, Brian Patrick Third Baseman

HEIGHT: 6-2

BATS: R

BORN: 7/28/86 in Lancaster, CA

WEIGHT: 225

THROWS: R

RESIDES: Lancaster, CA

SIGNED BY: Trevor Brown

SCHOOL: Lewis-Clark State College

HOW OBTAINED: Twins' 29th round pick in 2010 First-Year Player Draft.

2010: Tied for second on team in hits...ranked fourth on team in slugging percentage and batting average...named Appalachian League Player of the Week, July 26.

Year	Team	AVG	G	AB	R	H	2B	3B	HR	RBI	SH	SF	HB	BB	SO	SB	CS	E	OBP
2010	Elizabethton	.286	60	231	37	66	15	1	6	26	0	0	6	14	63	0	0	4	.343

Carroll, James Brett (Brett) Pitcher

HEIGHT: 6-1

BATS: R

BORN: 8/10/87 in Teaneck, NJ

WEIGHT: 210

THROWS: L

RESIDES: River Edge, NJ

SIGNED BY: John Wilson

SCHOOL: William Paterson University

HOW OBTAINED: Twins' 42nd round pick in 2010 First-Year Player Draft.

2010: Began his professional career with Rookie-Level Gulf Coast League...transferred to Single-A Ft. Myers, August 29.

Year	Team	W-L	ERA	G	GS	CG	SH	SV	IP	H	R	ER	HR	HB	BB	SO	WP	BK	BAA
2010	GCL Twins	3- 2	3.26	15	0	0	0	2	30.1	29	14	11	1	0	8	22	2	0	.252
	Ft. Myers	1- 0	3.38	3	0	0	0	0	8.0	10	4	3	0	1	0	7	0	0	.294
Minor League Totals		4- 2	3.29	18	0	0	0	2	38.1	39	18	14	1	1	8	29	2	0	.262

Carter, Bartley Wayne (Bart) Pitcher

HEIGHT: 6-1

BATS: L

BORN: 7/8/87 in Franklin, IN

WEIGHT: 210

THROWS: L

RESIDES: Franklin, IN

SIGNED BY: Earl Winn

SCHOOL: Western Kentucky University

HOW OBTAINED: Twins' 39th round pick in 2010 First-Year Player Draft.

2010: Began his professional career with Rookie-Level Gulf Coast League...ranked fourth on team in strikeouts.

Year	Team	W-L	ERA	G	GS	CG	SH	SV	IP	H	R	ER	HR	HB	BB	SO	WP	BK	BAA
2010	GCL Twins	2- 0	2.12	16	0	0	0	0	29.2	26	10	7	1	3	5	34	4	0	.228
	Ft. Myers	0- 0	20.25	1	0	0	0	0	1.1	4	3	3	0	0	1	0	0	0	.500
Minor League Totals		2- 0	2.90	17	0	0	0	0	31.0	30	13	10	1	3	5	35	4	0	.246

Cates, Chris **Shortstop**

HEIGHT: 5-3 **BATS:** R **BORN:** 4/15/85 in Tampa, FL
WEIGHT: 145 **THROWS:** R **RESIDES:** Brandon, FL
SIGNED BY: Billy Corrigan **SCHOOL:** University of Louisville

HOW OBTAINED: Twins' 38th round pick in 2007 First-Year Player Draft.

2003 graduate of Brandon (FL) High School where he was a four-year letter winner...attended the University of Louisville where he was named Third-Team All-Big East while leading his team in batting average (.332) and runs scored (47) as a junior.

2010: Began season with Single-A Ft. Myers...appeared in 33 games...transferred to Double-A New Britain, May 17...**2009:** Spent entire season at Single-A Ft. Myers...named to the Florida State League All-Star team...led team in sacrifice hits and fourth in games played...played in 27 games at second base, seven at third and 84 at shortstop...had seven game hit-streak from August 1-11, hitting .357 (10-for-28)...**2008:** Named to Midwest League All-Star team...**2007:** Began professional career at Rookie-Level Elizabethton...transferred to Single-A Beloit, June 29.

Year	Team	AVG	G	AB	R	H	2B	3B	HR	RBI	SH	SF	HB	BB	SO	SB	CS	E	OBP	
2007	Elizabethton	.429	2	7	4	3	0	0	0	1	0	0	0	1	0	0	0	0	0	.500
	Beloit	.202	42	129	12	26	3	0	0	13	3	1	1	10	10	1	2	6	.262	
2008	Beloit	.252	122	408	44	103	13	0	0	39	18	4	4	45	41	8	9	18	.330	
2009	Ft. Myers	.251	118	370	41	93	6	2	0	25	9	3	3	34	27	10	8	17	.317	
2010	Ft. Myers	.202	33	104	12	21	1	0	0	7	2	2	0	9	7	3	0	10	.261	
	New Britain	.19	90	290	25	57	5	0	0	13	5	0	2	17	20	4	1	10	.246	
Minor League Totals		.232	407	1308	138	303	28	2	0	98	37	10	10	116	105	26	20	61	.297	

Chang, Raymond Bo-Shue (Ray) **Infielder**

SEE PAGE 55

Chen, Hung Yi **Pitcher**

HEIGHT: 5-10 **BATS:** R **BORN:** 9/25/92 in Taichung, Taiwan
WEIGHT: 190 **THROWS:** R **RESIDES:** Taichung, Taiwan
SIGNED BY: Cary Broder **SCHOOL:** --

HOW OBTAINED: Signed as a non-drafted free agent, June 28, 2010.

Year	Team	W-L	ERA	G	GS	CG	SH	SV	IP	H	R	ER	HR	HB	BB	SO	WP	BK	BAA
2011	Will be his first season in professional baseball.																		

Choi, Hyeong-Rok **Infielder**

HEIGHT: 5-10 **BATS:** R **BORN:** 8/23/89 in Gyeongbook, South Korea
WEIGHT: 204 **THROWS:** R **RESIDES:** Kunsan-Shi, Jeonbook, South Korea
SIGNED BY: David Kim **SCHOOL:** Kunsan Sang High School

HOW OBTAINED: Signed as non-drafted free agent, July 25, 2007.

Year	Team	AVG	G	AB	R	H	2B	3B	HR	RBI	SH	SF	HB	BB	SO	SB	CS	E	OBP
2008	GCL Twins	.235	23	85	11	20	4	0	1	7	0	0	1	8	15	0	2	3	.309
2009	GCL Twins	.279	31	111	13	31	6	1	2	14	0	2	2	13	24	2	1	5	.359
2010	Elizabethton	.237	11	38	5	9	1	0	1	4	0	2	0	4	14	0	0	1	.295
Minor League Totals		.256	65	234	29	60	11	1	4	25	0	4	3	25	53	2	3	9	.331

Christensen, Derek Scott **Pitcher**

HEIGHT: 6-1 **BATS:** R **BORN:** 6/19/89 in Salt Lake City, UT
WEIGHT: 180 **THROWS:** R **RESIDES:** West Jordan, UT
SIGNED BY: Ted Williams **SCHOOL:** Salt Lake Community College

HOW OBTAINED: Twins' 43rd round pick in 2010 First-Year Player Draft.

Year	Team	W-L	ERA	G	GS	CG	SH	SV	IP	H	R	ER	HR	HB	BB	SO	WP	BK	BAA
2010	GCL Twins	3-0	0.66	7	1	0	0	0	13.2	7	3	1	0	3	5	9	2	0	.140

Ciprian, Ernesto Noel **Outfielder**

HEIGHT: 6-2 **BATS:** R **BORN:** 2/9/91 in Santo Domingo, DR
WEIGHT: 175 **THROWS:** R **RESIDES:** Santo Domingo, DR
SIGNED BY: Fred Guerrero **SCHOOL:** --

HOW OBTAINED: Signed as non-drafted free agent, April 20, 2009.

Year	Team	AVG	G	AB	R	H	2B	3B	HR	RBI	SH	SF	HB	BB	SO	SB	CS	E	OBP
2009	DSL Twins	.183	43	120	15	22	4	0	0	14	1	1	1	19	22	3	3	2	.298
2010	DSL Twins	.250	25	76	4	19	6	0	0	6	1	0	1	10	13	4	0	3	.345
Minor League Totals		.209	68	196	19	41	10	0	0	20	2	1	2	29	35	7	3	5	.316

Ciurcina, Cesar Augusto **Pitcher**

HEIGHT: 6-0 **BATS:** R **BORN:** 10/23/90 in Caracas, Venezuela
WEIGHT: 190 **THROWS:** R **RESIDES:** Guatire, Miranda, Venezuela
SIGNED BY: Jose Leon **SCHOOL:** --

HOW OBTAINED: Signed as a non-drafted free agent, August 7, 2007.

2010: Spent entire season in Gulf Coast League...led team in innings pitched and strikeouts...finished fifth in league in strikeouts, first in complete games and innings pitched...pitched in the Venezuelan Winter League with Tigres de Aragua, going 1-1, 3.24 (33.1 ip, 12 er) in 11 games (five starts)...**2009:** Tied for first in the Dominican Summer League in wins and eighth in ERA...led team in wins, innings pitched and ERA and was second in starts.

Year	Team	W-L	ERA	G	GS	CG	SH	SV	IP	H	R	ER	HR	HB	BB	SO	WP	BK	BAA
2008	DSL Twins	3- 2	3.68	11	8	0	0	0	44.0	22	18	18	5	10	10	35	5	0	.262
2009	DSL Twins	9- 2	1.39	15	13	0	0	0	84.0	50	18	13	0	11	8	72	4	0	.172
2010	GCL Twins	5- 4	2.91	12	11	2	0	0	65.0	60	29	21	3	3	8	53	6	3	.240
Minor League Totals		17- 8	2.42	38	32	2	0	0	193.0	154	69	52	8	24	26	160	15	3	.205

Concepcion, Eddy Francisco

Catcher

HEIGHT: 5-11

BATS: S

BORN: 1/25/93 in Santo Domingo, Dominican Republic

WEIGHT: 185

THROWS: R

RESIDES: Santo Domingo, Dominican Republic

SIGNED BY: Fred Guerrero

SCHOOL: --

HOW OBTAINED: Signed as non-drafted free agent, September 3, 2010.

Year	Team	AVG	G	AB	R	H	2B	3B	HR	RBI	SH	SF	HB	BB	SO	SB	CS	E	OBP
2011	Will be his first season in professional baseball.																		

Cross, Kelly Albert

Catcher

HEIGHT: 6-3

BATS: S

BORN: 3/21/92 in Pearland, TX

WEIGHT: 190

THROWS: R

RESIDES: Pearland, TX

SIGNED BY: Greg Runser

SCHOOL: Pearland High School (TX)

HOW OBTAINED: Twins' 26th round pick in 2010 First-Year Player Draft.

Year	Team	AVG	G	AB	R	H	2B	3B	HR	RBI	SH	SF	HB	BB	SO	SB	CS	E	OBP
2010	GCL Twins	.250	3	8	2	2	1	0	0	2	1	0	0	3	3	0	1	0	.455

Darnell, Logan R.

Pitcher

HEIGHT: 6-2

BATS: L

BORN: 2/2/89 in Nashville, TN

WEIGHT: 215

THROWS: L

RESIDES: Joelton, TN

SIGNED BY: Earl Winn

SCHOOL: University of Kentucky

HOW OBTAINED: Twins' 6th round pick in 2010 First-Year Player Draft.

Year	Team	W-L	ERA	G	GS	CG	SH	SV	IP	H	R	ER	HR	HB	BB	SO	WP	BK	BAA
2010	Elizabethton	2- 3	2.08	11	5	0	0	0	34.2	28	16	8	2	2	6	32	4	0	.220

Davis, Tony C.

Pitcher

HEIGHT: 5-11

BATS: S

BORN: 1/16/88 in Silver Springs, MD

WEIGHT: 185

THROWS: L

RESIDES: Newberry, FL

SIGNED BY: Billy Corrigan

SCHOOL: University of Florida

HOW OBTAINED: Twins' 12th round pick in 2009 First-Year Player Draft.

2010: Began season with Single-A Ft. Myers...transferred to Double-A New Britain, June 15...appeared in 25 games...2009: Started season with Rookie-Level Elizabethton...earned a 4.0-inning save, July 23...tied for third in the Appalachian League and first on team in games...led team in saves and was fifth in strikeouts...transferred to Double-A New Britain, August 5.

Year	Team	W-L	ERA	G	GS	CG	SH	SV	IP	H	R	ER	HR	HB	BB	SO	WP	BK	BAA
2009	Elizabethton	2- 3	5.35	21	0	0	0	6	35.1	43	23	21	2	1	21	47	2	0	.312
	New Britain	0- 0	0.00	2	0	0	0	0	3.0	1	0	0	0	0	1	0	0	.111	
2010	Ft. Myers	0- 0	2.87	17	0	0	0	1	31.1	32	13	10	1	2	18	19	0	0	.267
	New Britain	1- 2	2.68	25	0	0	0	1	37.0	26	16	11	0	2	28	26	2	0	.203
Minor League Totals		3- 5	3.54	65	0	0	0	8	106.2	102	52	42	3	5	67	93	4	0	.258

De La Cruz, Melciades

Pitcher

HEIGHT: 6-1

BATS: R

BORN: 5/12/93 in Santo Domingo, Dominican Republic

WEIGHT: 190

THROWS: R

RESIDES: Santo Domingo, Dominican Republic

SIGNED BY: Fred Guerrero

SCHOOL: --

HOW OBTAINED: Signed as a non-drafted free agent, September 8, 2010.

Year	Team	W-L	ERA	G	GS	CG	SH	SV	IP	H	R	ER	HR	HB	BB	SO	WP	BK	BAA
2011	Will be his first season in professional baseball.																		

De Los Santos, Estarlin

Infielder

HEIGHT: 5-10

BATS: S

BORN: 1/20/87 in Villa Mella, Dominican Republic

WEIGHT: 185

THROWS: R

RESIDES: Santo Domingo, Dominican Republic

SIGNED BY: Fred Guerrero

SCHOOL: --

HOW OBTAINED: Signed as non-drafted free agent, 2/9/05.

2010: Split time between Single-A Ft. Myers and Double-A New Britain...played in the Dominican Winter League with Gigantes del Cibao, batting .375...2009: Began season at Single-A Ft. Myers...disabled with right shin contusion, May 10...reinstated, July 5, after two rehab games with GCL...finished second on club in triples...had 21 multi-hit games...played in the Dominican Winter League with Gigantes del Cibao, batting .280 (14-for-50) in 17 games...ranked as having the best infield arm in the Twins' system by *Baseball America*...2008: Transferred to Single-A Beloit from Rookie-Level Elizabethton, June 10...named Appalachian League Player of the Week, July 9-15...scored five runs, July 7 at Greenville...named to the Appalachian League Postseason All-Star team...recorded 23 multi-hit games, including seven three-hit games...tied for first in league in runs, was second in triples and stolen bases and fourth in hits.

Year	Club	AVG	G	AB	R	H	2B	3B	HR	RBI	SH	SF	HB	BB	SO	SB	CS	E	OBP
2005	DSL Twins	.261	42	138	25	36	8	0	0	19	0	2	10	16	33	11	4	6	.373
2006	GCL Twins	.195	24	82	12	16	1	2	0	2	1	0	3	8	18	8	2	11	.290
2007	Elizabethton	.264	67	284	60	75	13	6	1	41	2	2	8	26	66	27	7	20	.341
2008	Beloit	.242	66	236	33	57	4	3	2	25	9	2	3	19	55	15	8	16	.304
2009	GCL Twins	.250	2	8	1	2	0	0	0	0	0	0	0	0	1	1	0	0	.250
	Ft. Myers	.290	68	262	33	76	11	7	1	23	5	1	3	13	49	11	4	23	.330
2010	Ft. Myers	.274	59	234	25	64	11	3	0	23	3	1	2	22	55	13	2	18	.340
	New Britain	.177	64	237	21	42	11	1	1	17	4	1	2	21	60	6	8	22	.249
Minor League Totals		.248	392	1481	210	368	59	22	5	150	24	9	31	125	337	92	35	116	.318

De Oliveira, Alexandre

First Baseman

HEIGHT: 6-1

BATS: L

BORN: 7/15/92 in Tupa, Brazil

WEIGHT: 182

THROWS: R

RESIDES: Sao Paulo, Brazil

SIGNED BY: Jose Leon

SCHOOL: --

HOW OBTAINED: Signed as a non-drafted free agent, September 27, 2008.

2010: Played entire season in the Dominican Summer League...finished the season fourth in at bats.

Year	Team	AVG	G	AB	R	H	2B	3B	HR	RBI	SH	SF	HB	BB	SO	SB	CS	E	OBP
2009	DSL Twins	.169	23	71	9	12	1	0	0	7	0	0	1	12	18	1	0	2	.298
2010	DSL Twins	.187	41	134	10	25	3	1	0	19	0	3	2	19	37	3	1	7	.291
Minor League Totals		.180	64	205	19	37	4	1	0	26	0	3	3	31	55	4	1	9	.293

De San Miguel, Allan Murray

Catcher

HEIGHT: 5-10

BATS: R

BORN: 2/1/88 in Perth, Australia

WEIGHT: 200

THROWS: R

RESIDES: Perth, Australia

SIGNED BY: Howard Norsetter

SCHOOL: South Freemantle (AUS) High School

HOW OBTAINED: Signed as a non-drafted free agent, August 18, 2004.

2010: Split time between Single-A Ft. Myers, Double-A New Britain and Triple-A Rochester...2009: Began season with Single-A Beloit...transferred to Single-A Ft. Myers, May 11...transferred to Triple-A Rochester, May 15...transferred to Ft. Myers, May 22...had a hit safely in 13 of his first 16 games with the Miracle...transferred to Double-A New Britain, June 19...transferred to Ft. Myers, July 20...2008: Transferred to Beloit, June 18...led Midwest League in runs scored...2007: Began season at Beloit...disabled with sprained right ankle, May 29-June 18...transferred to Ft. Myers, July 21...played in one game for the Miracle before being disabled for remainder of season with a fractured left pinky, July 23...2006: Spent entire season at Beloit...rated the best defensive catcher in the Twins system by *Baseball America*, entering the 2007 season...2005: Began season at Rookie-Level GCL Twins...hit first professional home run, June 24...transferred to Ft. Myers, August 8...became the youngest player ever to play for the Miracle at 17 years old, August 10...threw out 15 of 27 (56%) runners attempting to steal for GCL and five of 13 (38%) for Ft. Myers...rated as the best defensive catcher in the Twins system by *Baseball America*, entering the 2006 season.

Year	Club	AVG	G	AB	R	H	2B	3B	HR	RBI	SH	SF	HB	BB	SO	SB	CS	E	OBP
2005	GCL Twins	.204	23	54	9	11	3	0	1	11	1	0	4	3	14	1	2	0	.295
	Ft. Myers	.242	11	33	3	8	2	0	0	4	0	1	1	4	11	0	0	2	.333
2006	Beloit	.208	71	202	20	42	10	0	0	21	7	1	12	17	61	2	0	6	.306
2007	Beloit	.190	34	105	10	20	3	0	4	20	2	2	2	9	33	1	3	0	.263
	Ft. Myers	.333	1	3	0	1	0	0	0	0	0	0	0	0	1	0	0	3	.333
2008	Ft. Myers	.123	24	65	5	8	1	1	1	5	2	2	1	8	21	0	0	0	.224
	Beloit	.269	45	130	22	35	9	0	1	25	4	1	7	21	39	1	2	8	.396
2009	Beloit	.333	3	9	3	3	1	0	0	2	0	0	0	3	2	0	0	1	.500
	Ft. Myers	.333	36	91	9	21	2	0	1	10	3	1	2	21	26	0	1	3	.383
	New Britain	.196	22	56	13	11	4	1	0	8	1	1	3	15	20	0	0	2	.387
	Rochester	1.000	2	1	0	1	0	0	0	0	0	0	0	0	0	0	0	0	1.000
2010	Ft. Myers	.194	49	139	17	27	6	0	5	24	4	2	4	31	53	1	0	6	.352
	New Britain	.217	16	46	7	10	3	0	0	8	1	1	1	10	18	0	0	0	.362
	Rochester	.074	22	68	5	5	0	0	1	3	2	0	0	6	28	0	0	4	.149
Minor League Totals		.203	359	1002	123	203	44	2	14	141	27	12	37	148	327	6	8	35	.324

Dean, Pat Michael

Pitcher

HEIGHT: 6-1

BATS: L

BORN: 5/25/89 in Waterbury, CT

WEIGHT: 180

THROWS: L

RESIDES: Naugatuck, CT

SIGNED BY: John Wilson

SCHOOL: Boston College

HOW OBTAINED: Twins' 3rd round pick in 2010 First-Year Player Draft.

2010: Began his professional career with Rookie-Level Elizabethton...ranked second on team in WHIP...ranked 16th-best prospect in Appalachian League by *Baseball America*.

Year	Team	W-L	ERA	G	GS	CG	SH	SV	IP	H	R	ER	HR	HB	BB	SO	WP	BK	BAA
2010	GCL Twins	0-0	0.00	4	0	0	0	0	5.0	3	0	0	0	0	0	5	0	0	.176
	Elizabethton	2-2	2.59	5	5	0	0	0	24.1	17	10	7	3	0	1	32	0	0	.198
Minor League Totals		2-2	2.15	9	5	0	0	0	29.1	20	10	7	3	0	1	37	0	0	.194

Deminsky, David Adrian

Pitcher

HEIGHT: 6-3

BATS: L

BORN: 6/12/87 in Sartell, MN

WEIGHT: 205

THROWS: L

RESIDES: Sartell, MN

SIGNED BY: Mark Wilson

SCHOOL: Saint Cloud State University

HOW OBTAINED: Twins' 44th round pick in 2010 First-Year Player Draft.

2010: Began his professional career in Gulf Coast League...finished second on team in strikeouts and third in innings pitched...finished ninth in league in ERA and fourth in WHIP...transferred to Single-A Ft. Myers, August 21.

Year	Team	W-L	ERA	G	GS	CG	SH	SV	IP	H	R	ER	HR	HB	BB	SO	WP	BK	BAA
2010	GCL Twins	3-3	2.70	10	8	1	1	0	53.1	45	19	16	1	4	8	51	2	0	.226
	Ft. Myers	0-0	6.55	2	2	0	0	0	11.0	15	8	8	2	0	6	8	0	0	.366
Minor League Totals		3-3	3.36	12	10	1	1	0	64.1	60	27	24	3	4	14	59	2	0	.250

Dempster, Clint James**Pitcher**

HEIGHT: 6-1 **BATS:** L **BORN:** 8/29/89 in Houma, LA
WEIGHT: 200 **THROWS:** L **RESIDES:** Thibodaux, LA
SIGNED BY: Greg Runser **SCHOOL:** Nicholls State University
HOW OBTAINED: Twins' 16th round pick in 2010 First-Year Player Draft.
2010: Began his professional career in Rookie-Level Elizabethton...transferred to Single-A Beloit, July 10.

Year	Team	W-L	ERA	G	GS	CG	SH	SV	IP	H	R	ER	HR	HB	BB	SO	WP	BK	BAA
2010	Elizabethton	1- 1	2.35	4	0	0	0	0	7.2	9	9	2	1	1	2	7	0	0	.273
	Beloit	3- 2	3.60	10	6	0	0	1	40.0	43	23	16	3	2	20	32	4	0	.267
Minor League Totals		4- 3	3.40	14	6	0	0	1	47.2	52	32	18	4	3	22	39	4	0	.268

Devries, Cole William**Pitcher**

HEIGHT: 6-2 **BATS:** R **BORN:** 2/12/85 in St. Louis Park, MN
WEIGHT: 181 **THROWS:** R **RESIDES:** Eden Prairie, MN
SIGNED BY: Mark Wilson **SCHOOL:** University of Minnesota
HOW OBTAINED: Signed as non-drafted free agent, August 22, 2006.

2003 graduate of Eden Prairie High School (MN) where he also played football...named All-State and Class 3A Player of the Year his senior season...attended the University of Minnesota where he was named Second-Team All-Big Ten as a junior while leading the team in strikeouts (72) and ERA (2.42) and tied for the team lead in wins (7).

2010: Spent season between Double-A New Britain and Triple-A Rochester...**2009:** Spent entire season with Single-A Ft. Myers...tossed a complete game, July 8 allowing three runs (none earned) on five hits...was second on club in starts and third in innings pitched...**2008:** Went 1-0, tossing a complete game, allowing one run on four hits, striking out six to earn Twins' Pitcher of the Week, July 11-18...disabled with back muscle strain, August 12-August 21...ranked third in Florida State League in overall pitching...**2007:** Selected to Midwest League All-Star Game...was sixth in the league in ERA and tied for the team lead in wins.

Year	Team	W-L	ERA	G	GS	CG	SH	SV	IP	H	R	ER	HR	HB	BB	SO	WP	BK	BAA
2007	Beloit	9- 5	3.41	27	25	0	0	0	148.0	161	73	56	17	4	36	108	6	0	.271
2008	Ft. Myers	10- 9	2.93	24	23	1	0	0	135.1	138	51	44	8	4	38	105	0	0	.264
2009	New Britain	7- 14	4.84	26	26	1	0	0	137.2	162	88	74	16	6	46	90	7	0	.291
2010	New Britain	1- 5	5.80	39	2	0	0	1	68.1	87	53	44	10	3	25	63	6	0	.309
	Rochester	0- 3	5.79	9	3	0	0	0	23.1	26	17	15	2	0	14	24	3	1	.277
Minor League Totals		27-36	4.09	125	79	2	0	1	512.2	574	282	233	53	17	159	390	22	1	.273

Dinkelman, Brian A.**Outfielder**

SEE PAGE 60

Dolenc, Mark John**Outfielder**

HEIGHT: 6-3 **BATS:** R **BORN:** 11/8/84 in Princeton, NJ
WEIGHT: 213 **THROWS:** R **RESIDES:** Eagan, MN
SIGNED BY: Mark Wilson **SCHOOL:** Minnesota State University - Mankato
HOW OBTAINED: Twins' 15th round pick in 2006 First-Year Player Draft.

2003 graduate of Eagan (MN) High School...attended Minnesota State University, where he led MSU in batting (.366) and steals (16-for-16) in 2006 and was a First Team All-North Central Conference selection.

2010: Spent entire season with Double-A New Britain...finished third on team in games and second in runs batted in...**2009:** Started season with an eight-game hit-streak, going 8-for-28 with three rbi and two doubles with Single-A Ft. Myers...hit .304 (34-for-112) with runners in scoring position...finished sixth in the Florida State League in batting average...was second on team in stolen bases, third in doubles, fourth in at-bats and fifth in runs...**2008:** Ranked third on team in both rbi and walks...**2007:** Ranked fifth in Appalachian League in walks.

Year	Team	AVG	G	AB	R	H	2B	3B	HR	RBI	SH	SF	HB	BB	SO	SB	CS	E	OBP
2006	GCL Twins	.212	51	189	28	40	4	2	1	26	3	3	1	16	43	10	4	3	.273
2007	Elizabethton	.287	64	230	41	66	10	1	4	37	0	0	2	33	59	12	2	2	.381
2008	Beloit	.260	119	389	77	101	9	8	3	41	13	2	6	41	120	31	8	11	.338
2009	Ft. Myers	.288	110	386	44	111	19	5	4	42	6	3	3	24	84	27	6	4	.332
2010	New Britain	.259	117	382	45	99	17	3	7	50	2	2	2	28	129	15	5	7	.312
Minor League Totals		.265	461	1576	235	417	59	19	19	196	24	10	14	142	435	95	25	27	.329

Dozier, James Brian (Brian)**Shortstop**

SEE PAGE 61

Dumatrait, Phillip Anthony (Phil)**Pitcher**

SEE PAGES 64-65

Estaba, Pedro**Shortstop**

HEIGHT: 5-10 **BATS:** S **BORN:** 8/4/92 in Carupano-Sucre, Venezuela
WEIGHT: 165 **THROWS:** R **RESIDES:** Cumana-Sucre, Venezuela
SIGNED BY: Jose Leon **SCHOOL:** --
HOW OBTAINED: Signed as a non-drafted free agent, December 17, 2008.

2010: Spent entire season in Dominican Summer League...finished second on team in rbi.

Year	Team	AVG	G	AB	R	H	2B	3B	HR	RBI	SH	SF	HB	BB	SO	SB	CS	E	OBP
2009	DSL Twins	.278	28	90	15	25	4	1	0	20	0	0	3	12	15	4	1	7	.381
2010	DSL Twins	.205	38	112	18	23	3	2	0	18	0	1	1	13	23	2	4	6	.291
Minor League Totals		.238	66	202	33	48	7	3	0	38	0	1	4	25	38	6	5	13	.332

Fawbush, Nathan Scott **Pitcher**

HEIGHT: 6-7 BATS: R BORN: 7/3/90 in Atlanta, GA
 WEIGHT: 193 THROWS: R RESIDES: Stockbridge, GA
 SIGNED BY: Jack Powell SCHOOL: Georgia Perimeter College
 HOW OBTAINED: Signed as a non-drafted free agent, June 26, 2010.

Year	Team	W-L	ERA	G	GS	CG	SH	SV	IP	H	R	ER	HR	HB	BB	SO	WP	BK	BAA
2010	GCL Twins	0-2	13.50	3	0	0	0	0	3.1	5	6	5	0	0	3	4	2	0	.313

Fernandez, Jair **Catcher**

SEE PAGE 66

Florentino, Yeison **Pitcher**

HEIGHT: 6-3 BATS: R BORN: 1/16/92 in Santo Domingo, Dominican Republic
 WEIGHT: 180 THROWS: R RESIDES: Santo Domingo, Dominican Republic
 SIGNED BY: Fred Guerrero SCHOOL: --
 HOW OBTAINED: Signed as a non-drafted free agent, April 5, 2010.

2010: Began his professional career in Dominican Summer League...held lefties to a .063 batting average.

Year	Team	W-L	ERA	G	GS	CG	SH	SV	IP	H	R	ER	HR	HB	BB	SO	WP	BK	BAA
2010	DSL Twins	1-2	2.70	12	1	0	0	0	16.2	9	9	5	0	3	22	11	3	1	.164

Frias, Frank **Pitcher**

HEIGHT: 6-3 BATS: R BORN: 8/15/89 in San Pedro De Macoris, Dominican Republic
 WEIGHT: 170 THROWS: R RESIDES: San Pedro De Macoris, Dominican Republic
 SIGNED BY: Fred Guerrero SCHOOL: --
 HOW OBTAINED: Signed as non-drafted free agent, December 11, 2009.

Year	Team	W-L	ERA	G	GS	CG	SH	SV	IP	H	R	ER	HR	HB	BB	SO	WP	BK	BAA
2009	DSL Twins	1-1	3.38	17	0	0	0	0	24.0	16	11	9	0	10	18	19	2	1	.198
2010	DSL Twins	0-2	5.17	9	1	0	0	0	15.2	14	17	9	0	0	11	12	3	1	.219
Minor League Totals		1-3	4.08	26	1	0	0	0	39.2	30	28	18	0	10	29	31	5	2	.209

Fuentes, Nelvin **Pitcher**

HEIGHT: 6-0 BATS: L BORN: 4/7/89 in Carolina, Puerto Rico
 WEIGHT: 206 THROWS: L RESIDES: Loiza, Puerto Rico
 SIGNED BY: Hector Otero SCHOOL: Puerto Rico Baseball Academy High School
 HOW OBTAINED: Twins' 16th round pick in 2007 First-Year Player Draft.

2010: Began season in Rookie-Level Elizabethton...finished the season second in earned run average and third in WHIP...transferred to Single-A Beloit, July 19...played in the Puerto Rican Winter League with Indios de Mayaguez, posting a 1.71 ERA (21.0 ip, 4 er) in 21 games...2009: Threw 12.2 scoreless innings over seven appearances, allowing four hits, two walks with 14 strikeouts, July 5-August 4...finished third on team in games...pitched in 12 games with Indios de Mayaguez in the Puerto Rican Winter League...2008: Disabled for season after undergoing right knee surgery.

Year	Team	W-L	ERA	G	GS	CG	SH	SV	IP	H	R	ER	HR	HB	BB	SO	WP	BK	BAA
2007	GCL Twins	1-0	2.77	10	0	0	0	0	13.0	9	7	4	2	1	5	6	1	1	.205
2008									Injured - Did Not Play										
2009	GCL Twins	1-1	1.29	12	0	0	0	2	21.0	16	7	3	0	0	4	24	1	0	.205
2010	Elizabethton	0-0	0.61	9	0	0	0	2	14.2	6	1	1	0	1	6	20	0	0	.125
	Beloit	1-1	4.60	15	0	0	0	1	29.1	26	20	15	4	1	11	41	2	0	.230
Minor League Totals		3-2	2.65	46	0	0	0	5	78.0	57	35	23	6	3	26	91	4	1	.201

Gallant, Justin Dallas **Pitcher**

HEIGHT: 6-3 BATS: R BORN: 1/25/89 in Huntsville, TX
 WEIGHT: 188 THROWS: R RESIDES: Trinity, TX
 SIGNED BY: Greg Runser SCHOOL: Sam Houston State University
 HOW OBTAINED: Twins' 23rd round pick in 2010 First-Year Player Draft.

Year	Team	W-L	ERA	G	GS	CG	SH	SV	IP	H	R	ER	HR	HB	BB	SO	WP	BK	BAA
2010	Elizabethton	2-0	1.98	6	0	0	0	0	13.2	9	3	3	2	1	5	15	1	0	.184

Gallardo, Felix Gabriel **Catcher**

HEIGHT: 6-1 BATS: S BORN: 6/25/91 in Valencia, Venezuela
 WEIGHT: 178 THROWS: R RESIDES: Valencia, Venezuela
 SIGNED BY: Jose Leon SCHOOL: --
 HOW OBTAINED: Signed as non-drafted free agent, December 11, 2009.

Year	Team	AVG	G	AB	R	H	2B	3B	HR	RBI	SH	SF	HB	BB	SO	SB	CS	E	OBP
2009	DSL Twins	.224	18	49	4	11	3	0	0	6	0	1	4	10	14	0	0	1	.391
2010	DSL Twins	.169	36	83	11	14	3	0	0	5	0	0	7	16	19	2	3	1	.349
Minor League Totals		.189	54	132	15	25	6	0	0	11	0	1	11	26	33	2	3	2	.365

MINOR LEAGUES

Guillen, Wander**Third Baseman****HEIGHT:** 5-11**BATS:** R**BORN:** 8/24/92 in Nigua, Dominican Republic**WEIGHT:** 170**THROWS:** R**RESIDES:** Nigua-San Cristobal, Dominican Republic**SIGNED BY:** Fred Guerrero**SCHOOL:** --**HOW OBTAINED:** Signed as non-drafted free agent, June 15, 2009.**2009:** Had the highest batting average on team...started season with a five-game hit-streak, going 10-for-19 (.526) with six RBI and four walks.

Year	Team	AVG	G	AB	R	H	2B	3B	HR	RBI	SH	SF	HB	BB	SO	SB	CS	E	OBP
2009	DSL Twins	.336	31	110	15	37	3	1	1	19	0	0	2	19	23	2	3	6	.443
2010	GCL Twins	.172	34	99	6	17	3	0	0	9	0	2	2	6	27	1	2	5	.229
Minor League Totals		.258	65	209	21	54	6	1	1	28	0	2	4	25	50	3	5	11	.346

Gutierrez, Carlos Rafael**Pitcher**

SEE PAGE 69

Hanson, Nathan Alan (Nate)**Third Baseman****HEIGHT:** 5-11**BATS:** R**BORN:** 2/8/87 in Dowe, CA**WEIGHT:** 192**THROWS:** R**RESIDES:** Chanhassen, MN**SIGNED BY:** Mark Wilson**SCHOOL:** University of Minnesota**HOW OBTAINED:** Twins' 28th round pick in 2008 First-Year Player Draft.**2010:** Played entire season in Single-A Ft. Myers...led team in at bats, hits and home runs...finished season second in runs batted in...**2009:** Spent entire season with Single-A Beloit...made one appearance on the mound for the Snappers tossing 1.0 inning allowing two hits and no runs allowed.

Year	Team	AVG	G	AB	R	H	2B	3B	HR	RBI	SH	SF	HB	BB	SO	SB	CS	E	OBP
2008	Elizabethton	.215	29	93	21	20	6	0	2	8	0	0	4	15	31	0	0	4	.348
2009	Beloit	.253	106	360	47	91	21	3	3	30	7	5	8	31	65	6	3	11	.322
2010	Ft. Myers	.254	110	405	47	103	18	1	11	49	1	5	7	37	70	2	1	7	.324
Minor League Totals		.249	245	858	115	214	45	4	16	87	8	10	19	83	166	8	4	22	.326

Hauser, Matthew Michael**Pitcher****HEIGHT:** 6-2**BATS:** R**BORN:** 3/30/88 in Newport Beach, CA**WEIGHT:** 190**THROWS:** R**RESIDES:** Newport Beach, CA**SIGNED BY:** John Leavitt**SCHOOL:** University of San Diego**HOW OBTAINED:** Twins' 7th round pick in 2010 First-Year Player Draft.**2010:** Began his professional career with Rookie-Level Elizabethton...transferred to Single-A Beloit, August 12.

Year	Team	W-L	ERA	G	GS	CG	SH	SV	IP	H	R	ER	HR	HB	BB	SO	WP	BK	BAA
2010	Elizabethton	0-0	1.00	8	0	0	0	3	9.0	7	1	1	0	1	2	13	1	0	.206
	Beloit	1-0	0.00	4	0	0	0	1	6.2	5	0	0	0	2	1	4	0	0	.238
Minor League Totals		1-0	0.57	12	0	0	0	4	15.2	12	1	1	0	3	3	17	1	0	.218

Hawkins, David Jamaal (Jamaal)**Shortstop****HEIGHT:** 5-9**BATS:** R**BORN:** 10/27/88 in Marietta, GA**WEIGHT:** 183**THROWS:** R**RESIDES:** Marietta, GA**SIGNED BY:** Billy Corrigan**SCHOOL:** Jacksonville University**HOW OBTAINED:** Twins' 28th round pick in 2010 First-Year Player Draft.**2010:** Began professional career with Rookie-Level Elizabethton...led team in walks.

Year	Team	AVG	G	AB	R	H	2B	3B	HR	RBI	SH	SF	HB	BB	SO	SB	CS	E	OBP
2010	Elizabethton	.209	53	201	29	42	12	0	1	20	1	2	4	24	53	8	2	17	.303

Hejma, Matej**Outfielder****HEIGHT:** 6-6**BATS:** R**BORN:** 5/4/90 in Prague, Czech Republic**WEIGHT:** 217**THROWS:** R**RESIDES:** Prague, Czech Republic**SIGNED BY:** Howard Norsetter**SCHOOL:** --**HOW OBTAINED:** Signed as a non-drafted free agent, March 9, 2008.

Year	Team	AVG	G	AB	R	H	2B	3B	HR	RBI	SH	SF	HB	BB	SO	SB	CS	E	OBP
2008																			
..... Played in Australian Summer League																			
2009	GCL Twins	.271	31	96	10	26	5	1	0	9	0	0	3	3	29	5	1	1	.314
2010	GCL Twins	.306	21	62	12	19	6	0	1	7	0	1	2	5	10	1	1	1	.371
Minor League Totals		.285	52	158	22	45	11	1	1	16	0	1	5	8	40	6	2	1	.337

Henderson, Brandon Keith**Outfielder****HEIGHT:** 6-2**BATS:** R**BORN:** 4/18/89 in Madera, CA**WEIGHT:** 180**THROWS:** R**RESIDES:** Madera, CA**SIGNED BY:** Mike Eaglin**SCHOOL:** Fresno City College**HOW OBTAINED:** Twins' 27th round pick in 2010 First-Year Player Draft.

Year	Team	AVG	G	AB	R	H	2B	3B	HR	RBI	SH	SF	HB	BB	SO	SB	CS	E	OBP
2010	Elizabethton	.243	35	103	13	25	6	0	0	11	0	1	5	7	35	3	0	2	.319

Hendricks, Joshua Kevin**Catcher****HEIGHT:** 6-3**BATS:** R**BORN:** 11/9/91 in Vermont South, Veronica, Australia**WEIGHT:** 210**THROWS:** R**RESIDES:** Vermont South, Veronica, Australia**SIGNED BY:** Howard Norsetter**SCHOOL:** Haileybury High, Keysborough, Victoria (AUS)**HOW OBTAINED:** Signed as non-drafted free agent, January 21, 2009.

Year	Team	AVG	G	AB	R	H	2B	3B	HR	RBI	SH	SF	HB	BB	SO	SB	CS	E	OBP
2009	Played in Australian Summer League																		
2010	GCL Twins	.091	13	44	2	4	1	0	0	2	0	1	0	0	17	0	0	2	.089

Hendricks, Liam Johnson**Pitcher****HEIGHT:** 6-1**BATS:** R**BORN:** 2/10/89 in Perth, Australia**WEIGHT:** 201**THROWS:** R**RESIDES:** Perth, Australia**SIGNED BY:** Howard Norsetter**SCHOOL:** Sacred Heart College (AUS)**HOW OBTAINED:** Signed as non-drafted free agent, February 25, 2007.

2010: Began season in Single-A Beloit...led team in WHIP...named Midwest League Player of the Week, April 8...transferred to Single-A Ft. Myers, May 10...finished fourth on team in innings pitched and fifth in strikeouts...named to 2010 Futures All-Star Game...ranked by *Baseball America* as 14-best prospect in Florida State League...named sixth-best prospect in the Twins organization and best control by *Baseball America*...**2009:** Began season with Rookie-Level Elizabethton...transferred to Single-A Beloit, July 8...**2008:** Disabled for entire season with nerve injury...**2007:** Tied for team lead in strikeouts.

Year	Team	W-L	ERA	G	GS	CG	SH	SV	IP	H	R	ER	HR	HB	BB	SO	WP	BK	BAA
2007	GCL Twins	4- 2	2.05	10	10	0	0	0	44.0	40	14	10	2	1	11	52	0	0	.237
2008	Injured - Did Not Play																		
2009	Elizabethton	2- 0	3.71	3	3	0	0	0	17.0	19	8	7	0	0	1	13	0	0	.271
	Beloit	3- 5	3.51	11	11	0	0	0	66.2	73	34	26	3	2	15	62	5	1	.278
2010	Beloit	2- 1	1.32	6	6	0	0	0	34.0	16	6	5	0	1	4	39	2	0	.138
	Ft. Myers	6- 3	1.93	13	12	1	0	0	74.2	63	20	16	2	1	8	66	3	0	.225
Minor League Totals		17-11	2.44	43	42	1	0	0	236.1	212	82	64	7	5	39	232	10	1	.236



TOP PROSPECTS

Pitcher Liam Hendricks signed as a non-drafted free agent in 2007 and was named the sixth-best prospect in the Twins organization by *Baseball America* following the 2010 season.

Hermesen, Brett Joseph (B.J.)**Pitcher****HEIGHT:** 6-5**BATS:** R**BORN:** 12/1/89 in Manchester, IA**WEIGHT:** 240**THROWS:** R**RESIDES:** Masonville, IA**SIGNED BY:** Mark Wilson**SCHOOL:** West Delaware (IA) High School**HOW OBTAINED:** Twins' 6th round pick in 2008 First-Year Player Draft.

2010: Started season in Single-A Beloit...finished fifth on team in innings pitched...transferred to Rookie-Level Elizabethton, July 19...**2009:** Spent entire season with Rookie-Level Gulf Coast League Twins...named Twins' Minor League Player of the Week, June 26, after going 1-0, 0.00 (6.0 ip) without allowing a hit, run or walk with three strikeouts in one start...went 4-1, 1.27 (28.1 ip, 4 er) with three walks, 18 strikeouts and a batting-average-against of .202 in five starts to be named Twins' Minor League Player of the Month for July...threw a complete game shutout allowing just three hits with eight strikeouts, August 12...tied for lead in the Gulf Coast League in shutouts, tied for third in wins and was fifth in ERA...led team in wins, was tied for team lead in starts and had the lowest ERA among team starters...ranked 11th-best prospect in GCL and was named a Rookie All-Star by *Baseball America*.

Year	Club	W-L	ERA	G	GS	CG	SH	SV	IP	H	R	ER	HR	HB	BB	SO	WP	BK	BAA
2009	GCL Twins	6- 2	1.35	10	10	1	1	0	53.1	32	12	8	0	8	4	42	2	0	.171
2010	Elizabethton	2- 2	3.32	8	6	0	0	0	38.0	39	15	14	2	3	4	39	1	0	.257
	Beloit	4- 6	5.00	12	12	1	1	0	72.0	85	46	40	6	3	15	46	1	0	.295
Minor League Totals		12-10	3.42	30	28	2	2	0	163.1	156	73	62	8	14	23	127	4	0	.249

Herr, Tyler Nolan**Pitcher****HEIGHT:** 6-8**BATS:** R**BORN:** 10/8/90 in Carrollton, TX**WEIGHT:** 220**THROWS:** R**RESIDES:** Katy, TX**SIGNED BY:** Marty Esposito**SCHOOL:** Katy (TX) High School**HOW OBTAINED:** Twins' 44th round pick in 2009 First-Year Player Draft.

Year	Team	W-L	ERA	G	GS	CG	SH	SV	IP	H	R	ER	HR	HB	BB	SO	WP	BK	BAA
2010	GCL Twins	0- 1	5.82	14	2	0	0	1	21.2	21	20	14	1	3	15	23	8	0	.256

SEE PAGE 72

Hernandez, Luis Ramon

Pitcher

HEIGHT: 6-0

BATS: R

BORN: 3/7/93 in San Juan De Los Morros, Venezuela

WEIGHT: 183

THROWS: R

RESIDES: San Juan De Los Morros, Venezuela

SIGNED BY: Jose Leon

SCHOOL: --

HOW OBTAINED: Signed as a non-drafted free agent, March 3, 2010.

Year	Club	W-L	ERA	G	GS	CG	SH	SV	IP	H	R	ER	HR	HB	BB	SO	WP	BK	BAA
2011	Will be his first season in professional baseball.																		

Hicks, Aaron M.

Outfielder

HEIGHT: 6-2

BATS: S

BORN: 10/2/89 in San Pedro, CA

WEIGHT: 178

THROWS: R

RESIDES: Long Beach, CA

SIGNED BY: John Leavitt

SCHOOL: Woodrow Wilson (CA) High School

HOW OBTAINED: Twins' 1st round pick (14th overall) in 2008 First-Year Player Draft.

2010: Spent entire season in Single-A Beloit...led team in on-base percentage and stolen bases...finished season second in doubles and triples, third in games played and at bats...named to 2010 Midwest League All-Star Game...fifth ranked prospect in Midwest League by *Baseball America*...ranked as the second-best prospect, best strike-zone discipline, best defensive outfielder and best outfield arm in the Twins system by *Baseball America*...named honorable mention on minorleaguebaseball.com's Twins 2010 organization All-Star Team...2009: Began season on Rookie-Level Elizabethton's roster...transferred to Single-A Beloit, June 19, before Elizabethton's season started...had 10-game hit-streak, going 15-for-43 (.349) with six runs and six rbi, July 29-August 7...finished third on team in walks...ranked the best prospect in Midwest League by *Baseball America*...ranked top prospect, best strike-zone discipline, best athlete, best defensive outfielder and best outfield arm in the Twins system by *Baseball America* entering 2010...2008: Led the GCL Twins in hits, home runs, rbi, walks and stolen bases and ranked eighth in GCL in batting...hit .400 with one home run, four runs scored and four rbi as Twins' Minor League Player of the Week, July 25-August 1...named Rookie Class All-Star by *Baseball America*...top ranked prospect in GCL by *Baseball America*...GCL Postseason All-Star...ranked top prospect, best strike-zone discipline, best athlete, best defensive outfielder and best outfield arm in the Twins system by *Baseball America* entering the 2009 season.

Year	Team	AVG	G	AB	R	H	2B	3B	HR	RBI	SH	SF	HB	BB	SO	SB	CS	E	OBP
2008	GCL Twins	.318	45	173	32	55	10	4	4	27	1	2	0	28	32	12	2	2	.409
2009	Beloit	.251	67	251	43	63	15	3	4	29	2	3	1	40	55	10	8	7	.353
2010	Beloit	.279	115	423	86	118	27	6	8	49	4	3	0	88	112	21	11	6	.401
Minor League Totals		.279	227	847	161	236	52	13	16	105	7	8	1	156	199	43	21	15	.388



« **TOP PROSPECTS**

Outfielder Aaron Hicks ranked as the second-best prospect, best strike-zone discipline, best defensive outfielder and best outfield arm in the Twins system by *Baseball America* after the 2010 season.

Hidalgo, Anderson Jose

Infielder

HEIGHT: 5-9

BATS: R

BORN: 9/5/88 in Valencia, Venezuela

WEIGHT: 195

THROWS: R

RESIDES: Valencia, Venezuela

SIGNED BY: Jose Leon

SCHOOL: U.E. Francisco Gonzalez Guinan

HOW OBTAINED: Signed as non-drafted free agent, April 11, 2006.

2010: Spent entire season with Single-A Beloit...led team in batting average and finished season third in on-base percentage...named to 2010 Midwest League All-Star Game.

Year	Team	AVG	G	AB	R	H	2B	3B	HR	RBI	SH	SF	HB	BB	SO	SB	CS	E	OBP
2006	VSL Twins	.310	66	242	28	75	13	0	3	43	4	2	2	23	22	17	11	13	.372
2007	DSL Twins	.305	55	190	27	58	13	3	2	28	5	1	3	27	28	8	8	1	.398
2008	GCL Twins	.364	26	88	15	32	6	0	1	17	1	2	1	15	13	1	1	7	.448
2009	Elizabethton	.291	50	175	34	51	13	0	6	26	2	2	1	25	38	2	3	10	.379
2010	Beloit	.316	81	282	38	89	25	1	3	28	3	2	4	24	50	3	9	11	.375
Minor League Totals		.312	278	977	142	305	70	4	15	142	15	9	11	114	151	31	32	42	.387

Hirschfeld, Steven Joseph (Steve)

Pitcher

HEIGHT: 6-5

BATS: R

BORN: 9/8/85 in Moab, UT

WEIGHT: 226

THROWS: R

RESIDES: Moab, UT

SIGNED BY: John Leavitt

SCHOOL: San Diego State University

HOW OBTAINED: Twins' 9th round pick in 2007 First-Year Player Draft.

2004 graduate of Grand County (UT) High School...attended CC of Southern Nevada in Las Vegas and was First Team All-Scenic West Athletic Conference as a sophomore...was originally drafted in the 25th round by Colorado in 2005 and 29th round-pick by Montreal in 2004.

2010: Split time between the Gulf Coast League, Single-A Ft. Myers, Double-A New Britain and Triple-A Rochester...2009: Spent entire season with Single-A Ft. Myers...began season in the bullpen and was put in the rotation, June 9...threw a complete-game shutout, July 15, allowing just three hits and one walk...won three

consecutive starts, August 11-16, allowing just three runs in 19.1 innings...named Twins' Minor League Player of the Week, August 21, after going 2-0, 2.03 (1.1 ip, 3 er) allowing 11 hits, four walks and striking out 10 in two starts...finished second in the Florida State League in ERA...led team in complete games, was third in innings pitched...pitched in nine games (four starts) with the Mesa Solar Sox in the Arizona Fall League, going 1-3 with a 11.15 ERA (15.1 ip, 9r)...**2008:** Led team in wins...played in Midwest League All-Star Game.

Year	Team	W-L	ERA	G	GS	CG	SH	SV	IP	H	R	ER	HR	HB	BB	SO	WP	BK	BAA
2007	Elizabethhton	1- 2	4.26	8	6	0	0	0	25.1	21	12	12	2	1	6	20	1	0	.221
2008	Beloit	10- 5	3.30	31	16	0	0	1	109.0	104	51	40	3	5	38	80	8	0	.252
2009	Ft. Myers	7- 7	2.23	32	17	2	1	0	117.0	93	36	29	6	7	31	86	7	1	.215
2010	GCL Twins	0- 0	4.50	2	0	0	0	0	2.0	3	1	1	0	0	1	2	0	0	.333
	Ft. Myers	0- 0	13.50	1	0	0	0	0	2.0	3	3	3	0	0	1	1	2	0	.333
	New Britain	0- 0	5.32	11	3	0	0	0	22.0	22	14	13	4	2	13	21	0	0	.265
	Rochester	0- 0	4.50	1	1	0	0	0	6.0	6	3	3	2	0	1	2	0	0	.250
Minor League Totals		18- 14	3.21	86	43	2	1	1	283.1	252	120	101	17	15	91	212	18	1	.236

Holbrooks, David Kane (Kane)

Pitcher

HEIGHT: 6-3

BATS: R

BORN: 6/8/87 in Ft. Worth, TX

WEIGHT: 220

THROWS: R

RESIDES: Ft. Worth, TX

SIGNED BY: Marty Esposito

SCHOOL: Texas State University

HOW OBTAINED: Twins' 21st round pick in 2009 First-Year Player Draft.

2005 graduate of Aledo High School (TX) where he lettered two years...attended Temple College and helped get to the 2006 JUCO World Series title game...transferred to Texas State University.

2010: Began season in Single-A Beloit...transferred to Single-A Ft. Myers, July 21...transferred to Double-A New Britain, September 3...**2009:** Began season on Rookie-Level Gulf Coast League Twins' roster...transferred to Rookie-Level Elizabethhton, June 22 before season at GCL began...led team in appearances.

Year	Team	W-L	ERA	G	GS	CG	SH	SV	IP	H	R	ER	HR	HB	BB	SO	WP	BK	BAA
2009	Elizabethhton	2- 2	5.04	17	1	0	0	0	25.0	33	18	14	0	4	12	29	3	0	.324
2010	Beloit	5- 3	1.67	33	2	0	0	9	54.0	47	16	10	2	4	13	71	4	0	.227
	Ft. Myers	3- 3	2.27	8	7	1	0	0	43.2	37	12	11	2	2	15	36	1	0	.226
	New Britain	0- 0	5.40	1	1	0	0	0	5.0	6	3	3	1	0	1	3	0	0	.316
Minor League Totals		10- 8	2.68	59	11	0	0	9	127.2	123	49	38	5	10	41	139	8	0	.250

Hollimon, Michael T.

Infielder

HEIGHT: 6-1

BATS: S

BORN: 6/14/82 in Dallas, TX

WEIGHT: 185

THROWS: R

RESIDES: Dallas, TX

ORIGINALLY SIGNED BY: Tigers' 16th round pick in the 2005 First-Year Player Draft

SCHOOLS: Oral Roberts University (OK), University of Texas

HOW OBTAINED: Signed as minor league free agent, December 18, 2010.

Attended Jesuit Prep in Dallas, TX, where he was named Third-Team High School All-American by Baseball America after hitting .446 with eight home runs and 28 rbi...was selected by Los Angeles (NL) in the 32nd round of the First-Year Player Draft but did not sign...played three seasons at the University of Texas from 2002-04, batting .243 (119-for-489) in three seasons for the Long Horns...selected by Minnesota in the 49th round of the 2003 Draft by did not sign...transferred to Oral Roberts in his senior season and was named Mid-Continent Conference Co-Player of the Year and All-Mid-Continent Conference selection.

2010: Was released by the Tigers, March 6...signed with the Grand Prairie Airhogs of the American Association, batting .256 (54-for-211) with 15 doubles, two triples, six home runs, 36 rbi and 33 runs scored in 55 games...**2009:** Placed on the disabled list from June 30 through the rest of the season with a right shoulder strain...underwent surgery on his right shoulder, a labral repair by Dr. James Andrews, July 15...**2008:** Made his Major League debut, June 9 at Cleveland, entering the game as a defensive replacement at shortstop in the ninth inning...first Major League hit, June 26 vs. St. Louis, singling off Todd Wellemyer in the fifth inning...first Major League home run, July 3 at Seattle, a solo shot in the sixth inning off Mark Lowe...underwent surgery, September 18 to repair a torn labrum in his left shoulder, a procedure performed by Dr. James Andrews in Birmingham, AL...ranked 25th-best prospect in the Tigers' organization following the season by *Baseball America*...**2007:** Selected to the Eastern League post-season All-Star Team...selected to *Baseball America's* Double-A All-Star Team...named the best defensive second baseman in the Eastern League by *Baseball America*...played with Peoria in the Arizona Fall League...layed for Team USA, helping guide the team to the gold medal at the 2007 IBAF World Cup...named the fourth-best prospect in the Tigers' organization following the season by *Baseball America*...**2006:** Selected to the midwest League mid- and post-season All-Star teams...named the 15-best prospect in the Tigers' organization by *Baseball America*, following the season...**2005:** Was named to the New York-Penn League All-Star team...named to *Baseball America's* Short-Season Single-A All-Star Team...named NY-Penn League Player of the Week, July 25-31...named Tigers' Minor League Player of the Month in July...named the fifth-best late-round selection in the draft, 14-best prospect in the NY-Penn League and 22nd-best prospect in the Tigers organization by *Baseball America*, following the season.

Year	Team	AVG	G	AB	R	H	2B	3B	HR	RBI	SH	SF	HB	BB	SO	SB	CS	E	OBP
2005	Oreonta	.275	72	255	66	70	13	10	13	53	1	5	2	50	76	8	3	11	.391
2006	West Michigan	.278	128	449	69	125	29	13	15	54	3	4	4	77	124	19	5	28	.386
2007	Erie	.282	127	471	91	133	34	8	14	76	7	5	5	64	121	17	6	20	.371
	Toledo	.211	5	19	2	4	1	1	0	2	0	0	0	1	4	0	0	0	.250
2008	Toledo	.211	91	331	56	70	16	4	15	33	3	4	2	45	109	7	3	11	.306
	DETROIT	.261	11	23	4	6	2	1	1	2	0	1	0	1	6	0	0	1	.280
2009	Erie	.212	29	104	15	22	3	3	3	21	2	1	0	17	35	0	1	8	.320
2010	Grand Prairie (AA)	.256	55	211	33	54	15	2	6	36	0	2	2	--	61	10	2	--	.343
Minor League Totals		.260	452	1629	299	424	96	39	60	239	16	19	13	254	469	51	18	78	.361
Major League Totals		.261	11	23	4	6	2	1	1	2	0	1	0	1	6	0	0	1	.280

Holm, Stephen R. (Steve)

Catcher

SEE PAGES 75-76

Howell, Jeffrey R. (Jeff)

Catcher

HEIGHT: 6-0

BATS: R

BORN: 4/1/83 in Melbourne, FL

WEIGHT: 200

THROWS: R

RESIDES: Satellite Beach, FL

ORIGINALLY SIGNED BY: Royals' 10th round pick in 2005 First-Year Player Draft

SCHOOL: Florida Southern College

HOW OBTAINED: Trade with Kansas City, July 31, 2010.

2010: Acquired in trade with Kansas City Royals, July 31...spent season with Double-A New Britain.

Year	Team	AVG	G	AB	R	H	2B	3B	HR	RBI	SH	SF	HB	BB	SO	SB	CS	E	OBP
2005	Idaho Falls	.346	39	136	29	47	9	1	1	17	0	2	0	29	36	1	2	4	.455
2005	Burlington	.249	109	374	40	93	17	2	5	35	4	5	3	44	82	2	3	5	.329
2007	Burlington	.232	60	211	18	49	14	0	3	22	2	2	1	10	33	1	2	4	.268
	Wichita	.600	2	5	0	3	1	0	0	0	0	0	0	0	1	0	0	0	.600
2008	Wilmington	.259	85	286	30	74	18	0	6	44	0	2	4	24	54	1	3	8	.323
2009	Royals	.278	4	18	3	5	1	0	0	3	0	0	0	1	5	0	0	1	.316
	Northwest Arkansas	.268	62	195	22	51	10	1	4	24	1	3	1	16	36	0	2	6	.316
2010	Northwest Arkansas	.242	46	157	20	38	12	0	4	25	1	2	2	13	38	0	2	3	.305
	Omaha	.235	4	17	1	4	1	0	0	2	0	0	0	4	0	0	0	2	.235
	New Britain	.209	25	91	9	19	8	0	2	12	0	2	0	3	24	0	0	2	.229
Minor League Totals		.257	436	1490	172	383	91	4	25	184	8	18	11	140	313	5	14	33	.322

Huber, Justin Patrick

Outfielder/First Baseman

SEE PAGES 77-78

Hunt, Steven Daniel (Shooter)

Pitcher

HEIGHT: 6-3 **BATS:** R **BORN:** 8/16/86 in Westwood, NJ
WEIGHT: 205 **THROWS:** R **RESIDES:** Wyckoff, NJ
SIGNED BY: Jack Powell **SCHOOL:** Tulane University

HOW OBTAINED: Twins' 1st round sandwich pick (31st overall) in 2008 First-Year Player Draft.

2010: Spent entire season with Single-A Ft. Myers...finished season tied for second in strikeouts...**2009:** Began season with Single-A Beloit...placed on disabled list with left groin strain, May 19...transferred to GCL on rehab assignment, June 25...returned to Beloit, July 24...**2008:** Began season with Rookie-Level Elizabethton...transferred to Beloit, July 22...went 0-0 allowing two hits, two runs with 12 strikeouts in 6.0 innings pitched to be named Twins' Minor League Player of the Week, July 18-25...Appalachian League Player of the Week, July 7...ranked the seventh-best prospect and best curveball in the Twins system by Baseball America entering the 2009 season.

Year	Club	W-L	ERA	G	GS	CG	SH	SV	IP	H	R	ER	HR	HB	BB	SO	WP	BK	BAA
2008	Elizabethton	0-0	0.47	4	4	0	0	0	19.0	4	3	1	0	3	6	34	3	0	.066
	Beloit	1-4	5.46	7	7	0	0	0	31.1	26	21	19	2	6	27	34	6	0	.230
2009	GCL Twins	0-4	9.60	7	5	0	0	0	15.0	10	16	16	0	3	25	8	7	0	.200
	Beloit	0-1	10.70	7	5	0	0	0	17.2	15	23	21	1	4	33	18	7	0	.246
2010	Ft. Myers	1-5	7.35	40	7	0	0	3	67.1	54	62	55	5	11	84	79	19	0	.224
Minor League Totals		2-14	6.71	65	28	0	0	3	150.1	109	125	112	8	27	175	173	43	0	.207

Ibarra, Edgar Alexander

Pitcher

HEIGHT: 6-0 **BATS:** L **BORN:** 5/31/89 in Valencia, Venezuela
WEIGHT: 182 **THROWS:** L **RESIDES:** Valencia, Venezuela
SIGNED BY: Jose Leon **SCHOOL:** U.E. Camp Solo

HOW OBTAINED: Signed as non-drafted free agent, January 2, 2006.

2010: Played entire season with Single-A Beloit...led team in strikeouts and finished season second on team in innings pitched...**2009:** Spent entire season at Rookie-Level Elizabethton...named Appalachian League Pitcher of the Week, August 3...named Twins' Minor League Pitcher of the Month for August after going 4-0, 0.93 (29.0 ip, 3 er) with one complete game shutout, 19 hits, nine walks, 36 strikeouts and holding opponents to a .193 batting average in five starts...led team in wins and was fifth in appearances...tied for third in AL in wins...pitched in five games with Tigres de Aragua in the Venezuelan Winter League...**2008:** Transferred to Rookie-Level Gulf Coast League Twins, June 10...pitched in five games with Tigres de Aragua in the Venezuelan Winter League, posing a 2.45 ERA (3.2 ip, 1 er).

Year	Team	W-L	ERA	G	GS	CG	SH	SV	IP	H	R	ER	HR	HB	BB	SO	WP	BK	BAA
2006	VSL Twins	2-6	5.49	19	8	0	0	0	59.0	72	44	36	3	5	23	29	3	0	.321
2007	VSL Twins	2-4	3.19	16	0	0	0	0	73.1	79	35	26	1	6	21	53	8	1	.280
2008	GCL Twins	4-0	3.12	10	10	0	0	0	49.0	44	22	17	1	4	21	51	0	1	.235
2009	Elizabethton	6-2	2.84	14	6	1	1	0	50.2	37	16	16	1	4	19	57	5	0	.213
2010	Beloit	6-11	4.81	33	17	0	0	1	112.1	112	71	60	6	10	60	122	9	1	.259
Minor League Totals		20-23	4.05	92	56	1	1	1	344.1	344	188	155	14	29	144	312	25	3	.265

Jacobson, Brett S.

Pitcher

HEIGHT: 6-6 **BATS:** R **BORN:** 11/9/86 in Phoenix, AZ
WEIGHT: 215 **THROWS:** R **RESIDES:** Nashville, TN
ORIGINALLY SIGNED BY: Tigers' 4th round pick in the 2008 First-Year Player Draft
SCHOOL: Vanderbilt University

HOW OBTAINED: Trade with Baltimore, December 9, 2010

2010: Won his first seven decisions, April 13-24...went 2-0, 1.08 (16.2 ip, 2 er) in May and 3-0, 1.50 (18.0 ip, 3 er) in July...traded to Minnesota along with pitcher Jim Hoey in exchange for infielders J.J. Hardy and Brendan Harris and cash, December 9...pitched in the Australian Baseball League over the winter with the Perth Heat, posting a 1.54 ERA (11.2 ip, 2 er) with three saves in seven games...**2009:** Did not allow an earned run in his final nine appearances with Western Michigan...recorded multiple strikeouts in his first four outings after being traded to the Orioles organization, in exchange for Aubrey Huff, August 17...picked up his first win with the Keys, August 30 against Myrtle Beach...**2008:** Did not allow a run in his final 10 appearances of the season, July 31-August 30, striking out 18 batters in 15.0 innings pitched...originally selected by the Diamondbacks in the 11th round of the 2005 First-Year Player Draft.

Year	Team	W-L	ERA	G	GS	CG	SH	SV	IP	H	R	ER	HR	HB	BB	SO	WP	BK	BAA
2008	West Michigan	2-2	1.52	21	0	0	0	1	29.2	26	7	5	0	2	5	31	3	0	.236
2009	Lakeland	1-3	3.74	35	0	0	0	6	55.1	51	30	23	6	1	17	44	0	1	.243
	Frederick	1-2	6.30	7	0	0	0	0	10.0	7	7	7	1	0	9	11	3	0	.206
2010	Frederick	8-1	2.79	34	0	0	0	1	71.0	67	37	22	7	6	24	67	11	1	.246
Minor League Totals		12-8	3.09	97	0	0	0	8	166.0	151	81	57	14	9	55	153	17	2	.241

James, Charles Hamilton (Chuck)

Pitcher

SEE PAGES 83-84

Jimenez, Jose Alberto Castillo **Pitcher**

HEIGHT: 6-3 **BATS:** R **BORN:** 12/12/91 in Santo Domingo, Dominican Republic
WEIGHT: 215 **THROWS:** R **RESIDES:** Santo Domingo, Dominican Republic
SIGNED BY: Fred Guerrero **SCHOOL:** - -
HOW OBTAINED: Signed as non-drafted free agent, January 27, 2010.
2010: Began professional career in DSL Twins...finished second on team in innings pitched and WHIP.

Year	Team	W-L	ERA	G	GS	CG	SH	SV	IP	H	R	ER	HR	HB	BB	SO	WP	BK	BAA
2010	DSL Twins	1-5	3.45	14	13	0	0	0	60.0	50	28	23	2	5	15	33	3	0	.228

Jimenez, Ronald Adrian **Shortstop**

HEIGHT: 6-1 **BATS:** R **BORN:** 1/22/94 in La Guaira, Vargas, Venezuela
WEIGHT: 170 **THROWS:** R **RESIDES:** Catia La Mar, VZ
SIGNED BY: Jose Leon **SCHOOL:** Escuela De Talento De Vargas (VZ)
HOW OBTAINED: Signed as a non-drafted free agent, August 6, 2010.

Year	Team	AVG	G	AB	R	H	2B	3B	HR	RBI	SH	SF	HB	BB	SO	SB	CS	E	OBP
2011	Will be his first season in professional baseball.																		

Kelly, Paul Andrew **Shortstop**

HEIGHT: 6-1 **BATS:** R **BORN:** 10/19/86 in Carrollton, TX
WEIGHT: 185 **THROWS:** R **RESIDES:** Flower Mound, TX
SIGNED BY: Marty Esposito **SCHOOL:** Flower Mound (TX) High School
HOW OBTAINED: Twins' 2nd round pick in 2005 First-Year Player Draft.
 2005 graduate of Flower Mound (TX) High School.

2010: Spent entire season with Single-A Ft. Myers...**2009:** Disabled entire season with left knee surgery...**2008:** Disabled with left knee surgery, April 3-June 18...disabled with right hamstring strain, June 22-August 3...disabled with stress on left knee from previous surgery, August 16-September 25...**2007:** Disabled most of the season with left knee injury...had surgery to repair left lateral meniscus, August 28...**2006:** Selected for 2006 Midwest League All-Star Game...disabled with lateral meniscus tear in left knee, August 3...ranked 18th-best prospect in Midwest League by *Baseball America*...ranked as the ninth-best prospect and best infield arm in the Twins system by *Baseball America*, entering the 2007 season...**2005:** Played most of season at GCL...transferred to Single-A Beloit, August 29...ranked 12th-best prospect in GCL by *Baseball America*...rated as having the best infield arm in the Twins system by *Baseball America*, entering the 2006 season.

Year	Team	AVG	G	AB	R	H	2B	3B	HR	RBI	SH	SF	HB	BB	SO	SB	CS	E	OBP
2005	GCL Twins	.277	40	137	16	38	6	0	2	20	6	3	5	14	36	3	5	5	.358
	Beloit	.313	5	16	2	5	2	0	1	4	1	1	0	2	3	0	0	1	.368
2006	Beloit	.280	95	378	58	106	22	4	3	48	0	2	11	32	60	4	5	10	.352
2007	GCL Twins	.200	2	9	0	1	0	0	0	0	0	0	0	0	1	0	0	0	.200
2008	Beloit	.321	7	28	2	9	2	0	0	0	1	0	0	2	3	0	0	1	.367
2009	Injured - Did Not Play																		
2010	Ft. Myers	.286	12	42	4	12	1	0	0	4	0	0	0	4	11	0	0	2	.348
Minor League Totals		.282	161	606	82	171	33	4	6	77	8	6	16	54	114	7	10	19	.353

Kennelly, Peter Martin **Pitcher**

HEIGHT: 6-2 **BATS:** R **BORN:** 11/15/87 in Bronx, NY
WEIGHT: 190 **THROWS:** R **RESIDES:** Pearl River, NY
SIGNED BY: John Wilson **SCHOOL:** Fordham University
HOW OBTAINED: Twins' 38th round pick in 2009 First-Year Player Draft.

Year	Team	W-L	ERA	G	GS	CG	SH	SV	IP	H	R	ER	HR	HB	BB	SO	WP	BK	BAA
2009	Elizabethton	3-1	2.01	12	0	0	0	1	22.1	17	6	5	1	0	17	27	3	0	.221
2010	Beloit	0-3	7.14	32	2	0	0	1	46.2	51	43	37	4	0	38	40	14	1	.280
Minor League Totals		3-4	5.48	44	2	0	0	2	69.0	68	49	42	5	0	55	67	17	1	.263

Kepler-Rozyccki, Maximilian (Max Kepler) **Outfield**

HEIGHT: 6-4 **BATS:** L **BORN:** 2/10/93 in Berlin, Germany
WEIGHT: 180 **THROWS:** L **RESIDES:** Berlin, Germany
SIGNED BY: Mike Radcliff **SCHOOL:** Ft. Myers South (FL) High School
HOW OBTAINED: Signed as non-drafted free agent, July 11, 2009.

2010: Spent entire season in Gulf Coast League...finished fifth on team in hits...ninth ranked prospect in Gulf Coast League by *Baseball America*...**2009:** Ranked 10th-best prospect in the Twins' organization by *Baseball America*, entering 2010.

Year	Team	AVG	G	AB	R	H	2B	3B	HR	RBI	SH	SF	HB	BB	SO	SB	CS	E	OBP
2010	GCL Twins	.286	37	140	15	40	6	1	0	11	0	0	0	13	27	6	1	2	.346

Knudson, Kyle Ronald **Catcher**

HEIGHT: 6-3 **BATS:** R **BORN:** 9/12/87 in Fayetteville, NC
WEIGHT: 210 **THROWS:** R **RESIDES:** Brooklyn Park, MN
SIGNED BY: Mark Wilson **SCHOOL:** University of Minnesota
HOW OBTAINED: Twins' 9th round pick in 2010 First-Year Player Draft.

Year	Team	AVG	G	AB	R	H	2B	3B	HR	RBI	SH	SF	HB	BB	SO	SB	CS	E	OBP
2010	Elizabethton	.261	47	180	20	47	9	0	2	27	1	1	4	9	43	0	1	3	.309

Lambin, Chase Morrow **Infielder**

SEE PAGE 88

MINOR LEAGUES

Landa, Yorman **Pitcher****HEIGHT:** 6-
WEIGHT: 175**SIGNED BY:** Jose Leon**HOW OBTAINED:** Signed as non-drafted free agent, September 3, 2010.**BATS:** R
THROWS: R
SCHOOL: --**BORN:** 6/11/94 in Santa Teresa, Miranda, Venezuela
RESIDES: Santa Teresa, Miranda, Venezuela

Year	Club	W-L	ERA	G	GS	CG	SH	SV	IP	H	R	ER	HR	HB	BB	SO	WP	BK	BAA
2011	Will be his first season in professional baseball.																		

Lanigan, Robert J (Bobby) **Pitcher****HEIGHT:** 6-4
WEIGHT: 223**SIGNED BY:** John Wilson**HOW OBTAINED:** Twins' 3rd round pick in 2008 First-Year Player Draft.**BATS:** R
THROWS: R
SCHOOL: Adelphi University**BORN:** 5/5/87 in Stanton Island, NY
RESIDES: Stanton Island, NY

2010: Began season with Single-A Ft. Myers...transferred to Double-A New Britain, July 19...**2009:** Began season with Single-A Beloit...transferred to Single-A Ft. Myers, August 13...finished first on Beloit in wins and third in starts...**2008:** Led team in ERA...ranked sixth in Appalachian League in overall pitching and third in innings pitched...rated as having the best slider in the Twins organization by *Baseball America*, entering the 2009 season.

Year	Club	W-L	ERA	G	GS	CG	SH	SV	IP	H	R	ER	HR	HB	BB	SO	WP	BK	BAA
2010	Elizabethton	6- 5	2.78	13	13	0	0	0	74.1	74	33	23	5	3	9	65	6	0	.250
2009	Beloit	10- 7	4.52	22	22	1	0	0	123.1	130	66	62	10	10	29	102	12	0	.265
	Ft. Myers	1- 0	4.70	7	2	0	0	0	15.1	21	9	8	1	4	4	14	0	0	.318
2010	Ft. Myers	3- 1	2.15	11	10	0	0	0	54.1	43	19	13	2	5	7	41	3	0	.212
	New Britain	2- 3	5.23	9	8	0	0	0	41.1	54	25	24	5	2	12	17	1	0	.314
Minor League Totals		22- 16	3.79	62	55	1	0	0	308.2	322	152	130	23	24	61	239	22	0	.262

Larson, Roy Joseph **Third Baseman****HEIGHT:** 6-5
WEIGHT: 205**SIGNED BY:** Terry Ryan**HOW OBTAINED:** Signed as a non-drafted free agent, September 14, 2010.**BATS:** R
THROWS: R
SCHOOL: University of St. Thomas**BORN:** 12/23/87 in Burnsville, MN
RESIDES: Eagan, MN

Year	Team	AVG	G	AB	R	H	2B	3B	HR	RBI	SH	SF	HB	BB	SO	SB	CS	E	OBP
2011	Will be his first season in professional baseball.																		

Leer, Andrew Wade (Andy) **Shortstop****HEIGHT:** 6-2
WEIGHT: 200**SIGNED BY:** Mark Wilson**HOW OBTAINED:** Twins' 25th round pick in 2010 First-Year Player Draft.**BATS:** R
THROWS: R
SCHOOL: University of Mary**BORN:** 1/3/88 in Williston, ND
RESIDES: Williston, ND

2010: Began professional career with Rookie-Level Elizabethton...finished second on team in at bats and doubles.

Year	Team	AVG	G	AB	R	H	2B	3B	HR	RBI	SH	SF	HB	BB	SO	SB	CS	E	OBP
2010	Elizabethton	.266	63	248	35	66	17	1	5	36	0	3	2	16	63	2	2	13	.312

Lehmann, Daniel (Danny) **Catcher**

SEE PAGE 89

Liddle, Steven J. **Outfielder****HEIGHT:** 6-1
WEIGHT: 200**SIGNED BY:** Earl Winn**HOW OBTAINED:** Twins' 15th round pick in 2009 First-Year Player Draft.**BATS:** L
THROWS: L
SCHOOL: Vanderbilt University**BORN:** 11/24/87 in Franklin, TN
RESIDES: Brentwood, TN

2006 graduate of Franklin High School (TN) where he was a four-year letter winner...named the 2006 Region VI Player of the Year and First Team All-District, All-Midstate and All-State as a senior...nephew of current Minnesota Twins bench coach Steve Liddle...attended Vanderbilt University where he red-shirted in 2007 and became a consistent starter in 2008...played for Wareham in the Cape Cod League in the summer of 2008.

2010: Spent entire season with Single-A Beloit...led team in home runs...finished second on team in at-bats and home runs...**2009:** Began professional career with Rookie-Level Elizabethton...named Appalachian League Player of the Week, August 24...second on team in batting average.

Year	Team	AVG	G	AB	R	H	2B	3B	HR	RBI	SH	SF	HB	BB	SO	SB	CS	E	OBP
2009	Elizabethton	.360	13	50	14	18	2	0	2	5	0	1	0	8	11	0	0	0	.441
2010	Beloit	.253	116	439	63	110	18	0	15	70	2	3	3	50	80	14	4	12	.332
Minor League Totals		.264	129	485	77	128	20	0	17	75	2	4	3	58	91	14	4	12	.344

Lin, Wang-Wei **Outfielder****HEIGHT:** 6-0
WEIGHT: 190**SIGNED BY:** Ken Su**HOW OBTAINED:** Signed as non-drafted free agent, October 14, 2006.**BATS:** L
THROWS: R
SCHOOL: National Taiwan College of Physical Education**BORN:** 6/28/88 in Tainan City, Taiwan
RESIDES: Jen-de Shiang, Taiwan

2010: Played entire season with Single-A Beloit...**2009:** Disabled for remainder of season with jaw fracture, July 27...**2008:** Disabled with right elbow surgery, June 19-August 11.

Year	Team	AVG	G	AB	R	H	2B	3B	HR	RBI	SH	SF	HB	BB	SO	SB	CS	E	OBP
2007	GCL Twins	.194	24	62	10	12	4	1	0	4	2	0	0	6	25	4	3	0	.265
2008	GCL Twins	.100	4	10	0	1	0	0	0	0	0	0	1	4	0	0	0	.182	
2009	GCL Twins	.364	10	33	6	12	3	0	1	7	0	0	0	4	3	2	0	.432	
2010	Beloit	.236	99	280	49	66	7	1	1	27	10	0	6	39	57	11	3	.342	
Minor League Totals		.236	137	385	65	91	14	2	2	38	12	0	6	50	89	17	6	.333	

Lis, Erik Gregory

First Baseman

HEIGHT: 6-1

BATS: L

BORN: 3/8/84 in Palos, IL

WEIGHT: 227

THROWS: L

RESIDES: Oak Lawn, IL

SIGNED BY: Bill Miles

SCHOOL: Evansville University

HOW OBTAINED: Twins' 9th round pick in 2005 First-Year Player Draft.

2002 graduate of Richards High School (IL)...attended Evansville University...finished career third all-time at Evansville with a .353 career batting average...was an All-Missouri Valley Conference selection after hitting .322 while leading the league in both home runs (12) and rbi (60) in 2005...named the 2004 Player of the Year in the Texas Collegiate Summer League and First Team Summer All-America selection by *Baseball America*...Second Team All-MVC selection at first base in 2004...Louisville Slugger Freshman All-American and Second Team All-MVC selection as DH in 2003.

2010: Split time between Double-A New Britain and Triple-A Rochester...2009: Spent second full season with Double-A New Britain...led team in runs, home runs and strikeouts, tied for first in at-bats, second in games, rbi, hits, doubles and slugging percentage and tied for second in walks...2008: Spent entire season with New Britain...disabled for remainder of season with left shoulder dislocation, August 6...led organization and Eastern League in doubles...2007: Spent his first full season with Single-A Ft. Myers...hit .389 (7-for-18) with two doubles and six rbi as the Twins' Minor League Player of the Week, July 27-August 3...hit .400 (12-for-30) with three home runs, eight runs scored and 10 rbi as the Florida State League Player of the Week, August 6-12...hit .407 (11-for-27) with four doubles, four home runs and 13 rbi as FSL Player of the Week, August 13-19...named to FSL Postseason All-Star team...was first in the FSL in rbi, tied for fourth in doubles, fifth in hits and sixth in home runs...2006: Played entire season at Single-A Beloit...named Midwest League Player of the Week, May 15...was named Twins' Minor League Player of the Week, May 19...hit .376 (35-for-93) with 11 doubles, three home runs and 17 rbi as the Twins' Minor League Player of the Month for May...selected to the Midwest League All-Star Game...disabled with broken hamate bone in right hand, August 18...led Midwest League in batting, on-base percentage, and slugging (.547), was second in doubles, fourth in extra-base hits (56) and tied for fifth in home runs...led entire Twins organization in batting and was fourth in home runs...2005: Hit .407 (24-for-59) with 11 runs, eight doubles, four home runs and 21 rbi as Twins' Minor League Player of the Month for July.

Year	Team	AVG	G	AB	R	H	2B	3B	HR	RBI	SH	SF	HB	BB	SO	SB	CS	E	OBP
2005	Elizabethton	.315	49	168	29	53	12	1	10	41	0	1	2	9	35	0	0	3	.356
2006	Beloit	.326	105	411	69	134	37	3	16	70	0	1	2	51	83	4	3	19	.402
2007	Ft. Myers	.274	132	492	58	135	34	4	18	97	0	2	4	41	109	3	1	5	.334
2008	New Britain	.277	105	405	49	112	36	3	11	51	0	5	0	27	93	1	1	4	.318
2009	New Britain	.283	128	459	66	130	29	1	17	69	1	6	8	45	101	1	1	6	.353
2010	Rochester	.205	51	166	15	34	7	0	6	23	1	2	2	10	46	0	1	0	.256
	New Britain	.233	76	283	28	66	12	0	10	48	0	2	3	24	71	0	0	10	.298
Minor League Totals		.279	646	2384	314	664	167	12	88	399	2	19	21	207	538	9	7	47	.339

Lobanov, Andrey Alexeevich

Pitcher

HEIGHT: 6-3

BATS: L

BORN: 1/25/90 in Moscow, Russia

WEIGHT: 177

THROWS: L

RESIDES: Moscow, Russia

SIGNED BY: Glenn Godwin/Howard Norsetter

SCHOOL: --

HOW OBTAINED: Signed as non-drafted free agent, August 6, 2007.

2010: Split time between Rookie-Level Elizabethton, Single-A Beloit and Single-A Ft. Myers...2009: Spent entire season at Rookie-Level Gulf Coast League...led team in saves and appearances...finished third in the GCL in saves...named a GCL Postseason All-Star...2008: Transferred to Single-A Ft. Myers, August 13.

Year	Team	W-L	ERA	G	GS	CG	SH	SV	IP	H	R	ER	HR	HB	BB	SO	WP	BK	BAA
2008	GCL Twins	3-1	3.54	9	2	0	0	0	20.1	18	9	8	0	0	3	17	1	1	.237
	Ft. Myers	0-0	0.00	1	0	0	0	0	2.0	1	0	0	0	0	1	3	0	0	.143
2009	GCL Twins	2-1	0.82	15	0	0	7	22.0	14	5	2	1	0	1	35	1	0	.173	
2010	Ft. Myers	2-0	2.03	14	0	0	0	26.2	26	7	6	1	0	5	22	0	0	.255	
	Elizabethton	0-0	0.00	2	0	0	1	4.0	3	0	0	0	0	0	4	0	0	.214	
	Beloit	1-2	3.44	21	0	0	2	34.0	37	18	13	1	2	9	30	0	0	.274	
Minor League Totals		8-4	2.39	62	2	0	10	109.0	99	39	29	3	2	19	111	2	1	.238	

Lockwood, Nick

Shortstop

HEIGHT: 6-1

BATS: R

BORN: 1/7/91 in Boulder, CO

WEIGHT: 175

THROWS: R

RESIDES: Lutz, FL

SIGNED BY: Billy Corrigan

SCHOOL: Tampa Jesuit (FL) High School

HOW OBTAINED: Twins' 9th round pick in 2009 First-Year Player Draft.

2009 graduate of Tampa Jesuit High School (FL) where he was named to the 2009 Louisville Slugger All-American First Team.

2010: Began season in Gulf Coast League...transferred to Rookie-Level Elizabethton, July 5.

Year	Team	AVG	G	AB	R	H	2B	3B	HR	RBI	SH	SF	HB	BB	SO	SB	CS	E	OBP
2009	GCL Twins	.250	30	88	8	22	2	0	5	3	0	2	6	10	2	1	11	313	
2010	GCL Twins	.323	8	31	4	10	2	0	4	0	0	0	2	0	1	1	2	354	
	Elizabethton	.180	30	100	13	18	1	0	1	8	0	1	0	5	19	1	0	4	.217
Minor League Totals		.228	68	219	25	50	5	0	1	17	3	1	2	13	29	4	2	17	.277

Martin, David Blake [Blake]

Pitcher

HEIGHT: 6-2

BATS: L

BORN: 6/19/86 in Gadsden, AL

WEIGHT: 182

THROWS: L

RESIDES: Boaz, AL

SIGNED BY: Jack Powell

SCHOOL: Louisiana State University

HOW OBTAINED: Twins' 17th round pick in 2008 First-Year Player Draft.

2010: Began season with Single-A Ft. Myers...tied for third on team in appearances...transferred to Double-A New Britain, August 19...2009: Disabled after lower back skin surgery, April 9-May 20...2008: Transferred to Single-A Beloit, July 8.

Year	Club	W-L	ERA	G	GS	CG	SH	SV	IP	H	R	ER	HR	HB	BB	SO	WP	BK	BAA
2008	Elizabethton	0- 0	2.25	2	0	0	0	0	4.0	3	1	1	0	1	0	5	0	0	.214
	Beloit	1- 2	3.18	20	0	0	0	2	28.1	26	11	10	1	3	13	40	0	0	.243
2009	Beloit	3- 1	4.06	22	0	0	0	1	31.0	29	17	14	3	1	22	41	5	0	.246
2010	Ft. Myers	4- 3	4.79	28	3	0	0	0	56.1	70	43	30	6	0	28	47	6	0	.310
	New Britain	0- 1	8.10	8	0	0	0	0	13.1	18	14	12	3	0	6	10	0	0	.316
Minor League Totals		8- 7	4.53	80	3	0	0	3	133.0	146	86	67	13	5	69	143	11	0	.280

Martin, Dustin Layne

Outfielder

HEIGHT: 6-2
WEIGHT: 211
BATS: L
THROWS: L
BORN: 4/4/84 in Corpus Christi, TX
RESIDES: Burnet, TX
ORIGINALLY SIGNED BY: Mets' 26th round pick in 2006 First-Year Player Draft.
SCHOOL: Sam Houston State University
HOW OBTAINED: Trade with Mets along with Drew Butera in exchange for Luis Castillo, July 30, 2007.

2010: Spent entire season with Triple-A Rochester...led team in games, hits and runs batted in...second on team in runs scored, at bats and total bases...finished season third in International League in triples...named to 2010 Triple-A All-Star Game...**2009:** Played in 44 games for Tigres de Aragua in the Venezuelan Winter League, batting .298 with nine doubles, six home runs and 25 RBI...**2008:** Batted .314 (37-for-118) in 33 games with the Phoenix Desert Dogs of the Arizona Fall League.

Year	Team	AVG	G	AB	R	H	2B	3B	HR	RBI	SH	SF	HB	BB	SO	SB	CS	E	OBP
2006	Brooklyn	.315	72	251	22	79	15	7	2	35	2	3	9	28	50	7	5	5	.399
2007	St. Lucie	.287	93	363	52	104	22	6	5	52	2	5	1	42	93	11	5	0	.358
	Ft. Myers	.294	32	119	23	35	8	0	3	19	1	1	3	11	25	5	2	1	.366
2008	New Britain	.290	133	510	68	148	34	8	10	72	4	5	5	49	125	22	11	2	.355
2009	Rochester	.254	124	422	58	107	16	5	5	53	0	5	4	39	92	26	8	8	.319
2010	Rochester	.257	132	483	70	124	24	7	11	67	2	0	0	52	138	12	7	9	.329
Minor League Totals		.278	588	2152	294	599	119	33	36	298	11	19	22	221	523	83	38	25	.349

Martinez, Carlos R.

Shortstop

HEIGHT: 5-11
WEIGHT: 170
SIGNED BY: Jose Marzan
HOW OBTAINED: Signed as a non-drafted free agent, July 6, 2010.
BATS: R
THROWS: R
SCHOOL: --
BORN: 4/6/94 in Ciudad de Panama, Panama
RESIDES: Ciudad de Panama, Panama

Year	Team	AVG	G	AB	R	H	2B	3B	HR	RBI	SH	SF	HB	BB	SO	SB	CS	E	OBP
2011	Will be his first season in professional baseball.																		

Martinez, Edgar Saul

Pitcher

HEIGHT: 6-1
WEIGHT: 145
SIGNED BY: Fred Guerrero
HOW OBTAINED: Signed as non-drafted free agent, January 20, 2009.
BATS: R
THROWS: R
SCHOOL: --
BORN: 9/1/90 in Santo Domingo, Dominican Republic
RESIDES: Santo Domingo, Dominican Republic

2010: Spent entire season in the Dominican Summer League...led team in appearances and wins...ranked fourth on team in strikeouts...ranked fourth in Dominican Summer League in appearances.

Year	Club	W-L	ERA	G	GS	CG	SH	SV	IP	H	R	ER	HR	HB	BB	SO	WP	BK	BAA
2009	Injured - Did Not Play																		
2010	DSL Twins	6- 2	3.10	26	0	0	0	4	40.2	37	20	14	1	8	9	38	7	0	.240

Martinez, Felix

Catcher

HEIGHT: 6-2
WEIGHT: 190
SIGNED BY: Fred Guerrero
HOW OBTAINED: Signed as a non-drafted free agent, February 2, 2009.
BATS: R
THROWS: R
SCHOOL: --
BORN: 12/6/88 in La Romana, Dominican Republic
RESIDES: La Romana, Dominican Republic

Year	Team	AVG	G	AB	R	H	2B	3B	HR	RBI	SH	SF	HB	BB	SO	SB	CS	E	OBP
2009	DSL Twins	.224	16	49	7	11	1	0	0	4	0	1	2	11	18	1	1	2	.381
2010	DSL Twins	.088	35	91	8	8	0	1	0	6	0	0	7	11	38	1	2	3	.239
Minor League Totals		.136	51	140	15	19	1	1	0	10	0	1	9	22	56	2	3	5	.291

Mata, Angel Luis

Pitcher

HEIGHT: 6-2
WEIGHT: 190
SIGNED BY: Jose Leon
HOW OBTAINED: Signed as non-drafted free agent, January 12, 2010.
BATS: R
THROWS: R
SCHOOL: --
BORN: 12/3/93 in Cumana, Venezuela
RESIDES: Manicuaire-Sucre, Venezuela

2010: Began his professional career in the Dominican Summer League...led team in strikeouts...finished season third on team in innings pitched and earned run average.

Year	Team	W-L	ERA	G	GS	CG	SH	SV	IP	H	R	ER	HR	HB	BB	SO	WP	BK	BAA
2010	DSL Twins	1- 5	2.12	13	10	1	0	0	59.1	50	17	14	0	2	15	54	5	1	.230

McCallum, Derek John

Infielder

HEIGHT: 5-11
WEIGHT: 175
SIGNED BY: Mark Wilson
HOW OBTAINED: Twins' 4th round pick in 2009 First-Year Player Draft.
BATS: L
THROWS: R
SCHOOL: University of Minnesota
BORN: 3/22/88 in Minneapolis, MN
RESIDES: Shoreview, MN

2006 graduate of Hill-Murray High School (MN) where he was also a four-year letter winner in hockey...was named All-State and All-Conference in 2005 and 2006...attended the University of Minnesota where he was named to the NCAA Regionals All-Tournament Team as a freshman...played for the Northwoods League Champion St. Cloud Riverbats in 2008 where he finished second in the Northwoods MVP voting after hitting .328 with 48 runs scored, six homers and 42 RBI.

2010: Spent entire season in Single-A Beloit...placed on disabled, April 26 torn cartilage in his left wrist, then again, August 9 with a left forearm fracture...**2009:** Began professional career with Rookie-Level Elizabethton...led team in triples, was second in games and at-bats and third in rbi.

Year	Team	AVG	G	AB	R	H	2B	3B	HR	RBI	SH	SF	HB	BB	SO	SB	CS	E	OBP
2009	Elizabethton	.241	57	228	38	55	11	3	5	38	2	5	2	23	55	1	1	8	.310
2010	Beloit	.228	47	162	15	37	11	0	0	15	3	4	4	19	42	3	4	8	.323
Minor League Totals		.236	104	390	53	92	22	3	5	53	5	6	6	42	97	4	5	16	.315

McCardell, Michael Robert

Pitcher

HEIGHT: 6-5 **BATS:** R **BORN:** 4/13/85 in West Chester, PA
WEIGHT: 227 **THROWS:** R **RESIDES:** West Chester, PA
SIGNED BY: John Wilson **SCHOOL:** Kutztown University
HOW OBTAINED: Twins' 6th round pick in 2007 First-Year Player Draft.

2003 graduate of West Chester Henderson (PA) High School...attended Kutztown University...named Pennsylvania State Athletic Conference Eastern Division Pitcher of the Year in 2006...was 6-1 and set the single-season saves (13) and career saves record (16) in 2006.

2010: Spent entire season with Double-A New Britain...led team in innings pitched...tied for second in strikeouts and third overall in appearances...**2009:** Began season at Single-A Ft. Myers...named Florida State League Pitcher of the Week, April 20...went 1-0, 2.08 (13.0 ip, 3 er) with four walks, 14 strikeouts and eight hits in two starts to be named Twins' Minor League Player of the Week, May 22...transferred to Double-A New Britain, July 20...disabled with a back muscle strain, July 31-August 3...pitched in three games with the Mesa Solar Sox in the Arizona Fall League...**2008:** Disabled with right elbow bone spurs, April 25-May 18...led Single-A Beloit in innings pitched and tied for most complete games...went 4-0, 2.45 (36.2 ip, 10 er) with 32 strikeouts to earn Twins' Minor League Pitcher of the Month for June...ranked fourth in Midwest League in strikeouts...**2007:** Began professional career with the GCL Twins...transferred to Rookie-Level Elizabethton, July 13...went 1-0, 0.00 (6.0 ip) with no hits allowed and eight strikeouts as the Appalachian League Pitcher of the Week, August 20-26...went 2-0, with five hits allowed and 15 strikeouts as Twins' Minor League Player of the Week, August 31-September 6...went 3-0, 1.80 ERA with 44 strikeouts as Twins' Minor League Pitcher of the Month for August...tied for third in the Appalachian League in strikeouts...rated as having the best curveball in the Twins system by *Baseball America*, entering the 2008 season.

Year	Team	W-L	ERA	G	GS	CG	SH	SV	IP	H	R	ER	HR	HB	BB	SO	WP	BK	BAA
2007	GCL Twins	2-0	2.50	4	2	0	0	1	18.0	11	5	5	2	2	3	25	1	0	.177
	Elizabethton	5-1	2.00	8	8	0	0	0	45.0	29	12	10	3	3	5	70	0	2	.179
2008	Beloit	9-4	2.86	22	21	1	0	0	135.1	110	51	43	10	10	25	139	2	1	.219
2009	Ft. Myers	9-6	3.93	17	17	1	0	0	94.0	98	51	41	10	11	16	78	1	0	.272
	New Britain	5-2	4.10	9	9	0	0	0	48.1	45	22	22	4	3	16	40	0	0	.247
2010	New Britain	3-13	5.28	31	23	2	0	0	150.0	178	95	88	23	6	46	81	6	0	.299
Minor League Totals		33-26	3.83	91	80	4	0	1	490.2	471	236	209	52	35	111	433	10	3	.253

Mejia, Rderlin R.

Shortstop

HEIGHT: 5-11 **BATS:** S **BORN:** 5/12/92 in Santo Domingo, Dominican Republic
WEIGHT: 170 **THROWS:** R **RESIDES:** Santo Domingo, Dominican Republic
SIGNED BY: Fred Guerrero **SCHOOL:** --
HOW OBTAINED: Signed as a non-drafted free agent, February 24, 2010.

Year	Team	AVG	G	AB	R	H	2B	3B	HR	RBI	SH	SF	HB	BB	SO	SB	CS	E	OBP
2010	DSL Twins	.224	42	125	11	28	2	0	0	10	2	1	3	15	26	8	7	16	.319

Mention, Kelvin Eugene

Outfielder

HEIGHT: 5-11 **BATS:** L **BORN:** 2/18/92 in Tampa, FL
WEIGHT: 200 **THROWS:** L **RESIDES:** Tampa, FL
SIGNED BY: Billy Corrigan **SCHOOL:** Brooks Debartolo Collegiate High School
HOW OBTAINED: Twins' 36th round pick in 2010 First-Year Player Draft.

Year	Team	AVG	G	AB	R	H	2B	3B	HR	RBI	SH	SF	HB	BB	SO	SB	CS	E	OBP
2010	GCL Twins	.167	6	18	2	3	0	0	0	1	1	0	1	3	3	3	0	0	.318

Morales, Angel Luis

Outfielder

HEIGHT: 6-1 **BATS:** R **BORN:** 11/24/89 in Guayana, Puerto Rico
WEIGHT: 195 **THROWS:** R **RESIDES:** Arroyo, Puerto Rico
SIGNED BY: Hector Otero **SCHOOL:** Puerto Rico Baseball Academy High School
HOW OBTAINED: Twins' 3rd round pick in 2007 First-Year Player Draft.

2007 graduate of Puerto Rico Baseball Academy High School.

2010: Began season in Single-A Beloit...named Midwest League Player of the Week, June 6...transferred to Single-A Ft. Myers, June 16...**2009:** Spent entire season at Single-A Beloit...named Twins' Minor League Player of the Week, August 14, after batting .423 (11-for-26) with five runs, four doubles, one homer and six rbi in eight games...led team in games, runs, home runs, rbi, strikeouts and stolen bases, was second in triples and slugging percentage, tied for second in doubles and third in hits...ranked eighth-best prospect in the Twins organization by *Baseball America*, entering 2010...played in 21 games with Leones de Ponce of the Puerto Rican Winter League, batting .295 (18-for-61)...**2008:** Led Rookie-Level Elizabethton and Appalachian League in home runs...ranked third in league in on-base percentage and extra-base hits and first in batting average...Appalachian League Postseason All-Star...Appalachian League Player of the Week, August 11...eighth ranked prospect in Appalachian League by *Baseball America*...ranked as the 10th-best prospect in the Twins organization by *Baseball America*, entering the 2009 season...**2007:** Rated as having the best outfield arm in the Twins system by *Baseball America*, entering the 2008 season.

Year	Team	AVG	G	AB	R	H	2B	3B	HR	RBI	SH	SF	HB	BB	SO	SB	CS	E	OBP
2007	GCL Twins	.256	38	121	18	31	6	3	2	15	0	2	8	12	44	11	5	3	.357
2008	Elizabethton	.301	54	183	33	55	12	1	15	28	0	0	9	26	72	7	2	4	.413
2009	Beloit	.266	115	376	63	100	22	5	13	62	2	3	7	30	104	19	6	8	.329
2010	Beloit	.289	60	211	34	61	13	7	4	36	3	1	8	24	65	18	7	3	.381
	Ft. Myers	.272	73	261	35	71	11	3	1	19	7	2	3	28	75	11	5	3	.347
Minor League Totals		.276	340	1152	183	318	64	19	35	160	12	8	35	120	360	66	25	21	.360

MINOR LEAGUES

Mullins, Ryan Michael **Pitcher**

HEIGHT: 6-6 BATS: L BORN: 11/13/83 in Nashville, TN
 WEIGHT: 202 THROWS: L RESIDES: Nashville, TN
 SIGNED BY: Tim O'Neil SCHOOL: Vanderbilt University

HOW OBTAINED: Twins' 3rd round pick in 2005 First-Year Player Draft.
 2002 graduate of Father Ryan High School (TN)...attended Vanderbilt University...in 2005, named to *Baseball America* All-America Second-Team, National Collegiate Baseball Writers Association All-America Third-Team and All-Southeastern Conference First-Team.

2010: Spent the entire season with Triple-A Rochester...2009: Spent his second full season with Double-A New Britain...led the Eastern League in strikeouts, was tied for third in wins and ninth in ERA...led team in wins and starts and was second in innings pitched...pitched in five games (four starts) with Indios de Mayaguez in the Puerto Rican Winter League...2008: Led New Britain in wins, complete games, innings pitched and strikeouts...2007: Began season at Single-A Ft. Myers...selected to Florida State League All-Star Game...transferred to New Britain, May 30...transferred to Triple-A Rochester, July 17...transferred to New Britain, August 4...pitched in six games (five starts) with the Phoenix Desert Dogs, going 1-0, 2.84 (19.0 ip, 6 er)...2006: Named Midwest League Pitcher of the Week, July 3...was second on team and fourth in organization in strikeouts...2005: Appalachian League Pitcher of the Week, July 11-18...second in Twins' minor leagues in ERA...ranked 18th-best prospect in Appalachian League by *Baseball America*.

Year	Team	W-L	ERA	G	GS	CG	SH	SV	IP	H	R	ER	HR	HB	BB	SO	WP	BK	BAA
2005	Elizabethhton	3- 0	2.18	11	11	0	0	0	53.2	34	16	13	4	2	13	60	4	0	.182
2006	Beloit	5- 8	3.86	27	26	1	1	0	156.1	157	85	67	14	6	53	139	9	0	.257
2007	Ft. Myers	3- 3	1.98	10	9	0	0	0	54.2	50	17	12	4	2	12	56	2	0	.238
	Rochester	0- 3	10.57	4	4	0	0	0	15.1	28	23	18	2	1	5	11	5	1	.400
	New Britain	4- 3	3.99	14	14	1	0	0	85.2	87	43	38	5	4	23	68	7	0	.264
2008	New Britain	9- 9	4.31	30	24	1	0	0	148.1	169	87	71	18	4	59	99	6	0	.287
2009	New Britain	11-11	4.03	28	27	1	0	0	145.0	175	78	65	13	6	36	133	6	1	.298
2010	Rochester	4- 7	4.60	19	16	0	0	0	90.0	106	49	46	14	2	26	58	5	1	.291
Minor League Totals		39-44	3.97	143	131	4	1	0	749.0	806	398	330	74	27	227	624	44	3	.273

Munoz, Miguel Andres **Pitcher**

HEIGHT: 6-2 BATS: R BORN: 8/4/88 in Caracas, Venezuela
 WEIGHT: 175 THROWS: R RESIDES: Merida, Venezuela
 SIGNED BY: Jose Leon SCHOOL: --

HOW OBTAINED: Signed as non-drafted free agent, August 19, 2005.
 2010: Spent entire season in Single-A Beloit...led team in wins, games started and innings pitched...second on team in appearances and strikeouts...finished season tied for first in Midwest League in wins...2009: Spent entire season at Rookie-Level Elizabethton...finished fifth in Appalachian League and second on team in innings pitched...led team in starts and tied for second in wins...pitched in one game with Tigres de Aragua in the Venezuelan Winter League...2008: Transferred to Rookie-Level Gulf Coast League Twins, June 10...led team in wins...pitched in six games with Tigres de Aragua in the Venezuelan Winter League.

Year	Team	W-L	ERA	G	GS	CG	SH	SV	IP	H	R	ER	HR	HB	BB	SO	WP	BK	BAA
2006	VSL Twins	3- 6	4.91	16	14	0	0	0	66.0	64	51	36	1	12	43	42	10	0	.255
2007	DSL Twins	5- 3	2.04	14	14	1	1	0	70.2	45	22	16	2	3	34	43	9	0	.184
2008	GCL Twins	5- 2	3.04	11	10	0	0	0	53.1	56	19	18	0	1	10	51	9	0	.262
2009	Elizabethton	5- 4	4.96	13	13	0	0	0	69.0	82	44	38	6	4	14	62	12	0	.291
2010	Beloit	12- 7	4.37	34	21	1	1	1	131.2	134	68	64	9	5	48	121	7	1	.266
Minor League Totals		30-22	3.96	88	72	2	2	1	390.2	381	204	172	18	25	149	319	47	1	

Munroe, Stewart (Buddy) **Catcher**

HEIGHT: 5-11 BATS: S BORN: 8/28/87 in Miami, FL
 WEIGHT: 180 THROWS: R RESIDES: Miami, FL
 SIGNED BY: Billy Corrigan SCHOOL: University of Florida

HOW OBTAINED: Twins' 22nd round pick in 2009 First-Year Player Draft.
 2006 graduate of Christopher Columbus High School (FL) where he was rated as the 20th-best prospect in Florida...attended Clemson University for one year and transferred to the University of Florida.

2010: Spent entire season with Rookie-Level Elizabethton...finished the season second on team in batting average against...2009: Began professional career with Single-A Beloit...transferred to Rookie-Level Elizabethton, July 11.

Year	Team	AVG	G	AB	R	H	2B	3B	HR	RBI	SH	SF	HB	BB	SO	SB	CS	E	OBP
2009	Beloit	.263	5	19	3	5	1	0	0	0	0	0	0	1	5	0	0	1	.300
	Elizabethton	.109	15	64	4	7	3	0	1	8	1	1	0	3	20	0	0	5	.147
2010	Elizabethton	.145	24	83	7	12	3	0	3	5	3	0	2	4	34	0	0	2	.202
Minor League Totals		.145	44	166	14	24	7	0	4	13	4	1	2	8	59	0	0	8	.192

Murillo, Jose Del Carmen **Pitcher**

HEIGHT: 6-1 BATS: R BORN: 7/15/92 in Panama, Panama
 WEIGHT: 175 THROWS: R RESIDES: Panama, Panama
 SIGNED BY: Eric Espinosa SCHOOL: --

HOW OBTAINED: Signed as non-drafted free agent, March 19, 2009.
 2010: Converted from an infielder to a pitcher before the season.

Year	Team	W-L	ERA	G	GS	CG	SH	SV	IP	H	R	ER	HR	HB	BB	SO	WP	BK	BAA
2010	DSL Twins	1- 0	5.87	7	0	0	0	1	7.2	7	6	5	0	2	6	9	2	0	.241
Year	Team	AVG	G	AB	R	H	2B	3B	HR	RBI	SH	SF	HB	BB	SO	SB	CS	E	OBP
2009	DSL Twins	.188	28	80	6	15	3	0	7	2	1	2	8	17	3	1	7	.275	

Nunez, Francisco Pascual **Pitcher**

HEIGHT: 6-3 BATS: R BORN: 12/28/91 in Santo Domingo, Dominican Republic
 WEIGHT: 180 THROWS: R RESIDES: Santo Domingo, Dominican Republic
 SIGNED BY: Fred Guerrero SCHOOL: --

HOW OBTAINED: Signed as non-drafted free agent, April 15, 2009.

Year	Team	W-L	ERA	G	GS	CG	SH	SV	IP	H	R	ER	HR	HB	BB	SO	WP	BK	BAA
2009	DSL Twins	3- 2	3.35	24	1	0	0	8	45.2	46	22	17	1	6	7	52	6	0	.256
2010	DSL Twins	0- 2	3.93	5	3	0	0	0	18.1	22	9	8	1	1	1	14	0	0	.297
Minor League Totals		3- 4	3.52	29	4	0	0	8	64.0	68	31	25	2	7	8	66	6	0	.268

Nunez, Luis Daniel

Pitcher

HEIGHT: 5-11 BATS: L BORN: 9/26/91 in San Francisco de Macoris, Dominican Republic
 WEIGHT: 160 THROWS: L RESIDES: San Francisco de Macoris, Dominican Republic
 SIGNED BY: Fred Guerrero SCHOOL: --
 HOW OBTAINED: Signed as non-drafted free agent, October, 25, 2008.

2009: Led club in appearances and tied for lead in saves.

Year	Team	W-L	ERA	G	GS	CG	SH	SV	IP	H	R	ER	HR	HB	BB	SO	WP	BK	BAA
2009	DSL Twins	1- 3	3.11	23	1	0	0	4	46.1	42	23	16	3	1	14	53	9	0	.237
2010	GCL Twins	1- 3	3.10	19	1	0	0	1	29.0	30	14	10	0	3	15	30	4	1	.263
Minor League Totals		2- 6	3.11	42	2	0	0	5	75.1	72	37	26	3	4	29	83	13	1	.247

O'Rourke, Ryan

Pitcher

HEIGHT: 6-3 BATS: R BORN: 4/30/88 in Worcester, MA
 WEIGHT: 217 THROWS: L RESIDES: Worcester, MA
 SIGNED BY: John Wilson SCHOOL: Merrimack College
 HOW OBTAINED: Twins' 13th round pick in 2010 First-Year Player Draft.

Year	Club	W-L	ERA	G	GS	CG	SH	SV	IP	H	R	ER	HR	HB	BB	SO	WP	BK	BAA
2010	Elizabethton	1- 3	5.10	13	5	0	0	0	42.1	52	26	24	2	3	7	39	3	0	.306

Orr, Kyle R.

Pitcher

HEIGHT: 6-5 BATS: L BORN: 9/29/88 in New Westminster, British Columbia, Canada
 WEIGHT: 213 THROWS: R RESIDES: Victoria, British Columbia, Canada
 SCHOOL: Lambrick Park High School (CAN)
 ORIGINALLY SIGNED BY: Dodger's 4th round pick in the 2006 First-Year Player Draft
 HOW OBTAINED: Signed as minor league free agent, December 12, 2010.

Played for Team Canada in 2005 and 2006...signed a letter of intent to play baseball at the University of Kentucky if he had not signed with the Dodgers.

2010: Missed the nearly the entire season after injuring and rehabbing his Achilles tendon...was released from the Dodgers, June 29...signed with the Victoria Seals (his hometown in Victoria, BC) of the Golden Baseball League...converted from infielder to pitcher upon signing with the Twins...2006: Ranked as the 25th-best prospect in the Dodger's organization by Baseball America...also ranked as having the best raw power in Dodger's 2006 draft class by Baseball America.

Year	Team	AVG	G	AB	R	H	2B	3B	HR	RBI	SH	SF	HB	BB	SO	SB	CS	E	OBP
2007	GCL Dodgers	.228	48	158	25	36	7	0	3	19	0	0	5	19	47	1	1	3	.330
2008	Ogden	.225	45	173	22	39	12	1	5	24	0	1	1	14	66	0	0	9	.286
2009	Ogden	.223	40	148	19	33	7	2	3	27	1	2	1	10	47	0	0	5	.273
2010	AZL Dodgers	.000	1	2	0	0	0	0	0	0	0	0	0	1	0	0	0	0	.000
Minor League Totals		.225	134	481	66	108	26	3	11	70	1	3	7	43	161	1	1	17	.296

Ortiz, Daniel (Danny)

Outfielder

HEIGHT: 5-11 BATS: L BORN: 1/5/90 in Caguas, Puerto Rico
 WEIGHT: 164 THROWS: L RESIDES: Cayey, Puerto Rico
 SIGNED BY: Hector Otero SCHOOL: Benjamin Harrison High School (PR)
 HOW OBTAINED: Twins' 4th round pick in 2008 First-Year Player Draft.

2010: Spent entire season with Rookie-Level Elizabethton...finished the season second on team in home runs, total bases and runs batted in...third on team in games and at bats...2009: Disabled entire season after left knee surgery...2008: Led team in triples and runs batted in.

Year	Team	AVG	G	AB	R	H	2B	3B	HR	RBI	SH	SF	HB	BB	SO	SB	CS	E	OBP
2008	GCL Twins	.274	48	186	22	50	11	5	2	27	1	2	5	11	30	3	0	1	.327
2009	Elizabethton	.259	62	239	35	62	16	4	11	43	0	6	2	14	60	1	0	4	.299
Minor League Totals		.266	110	425	57	113	27	9	13	70	1	8	7	25	90	4	0	5	.312

Ortiz, Kelvin Jose

Outfielder

HEIGHT: 5-11 BATS: R BORN: 10/19/91 in Santo Domingo, Dominican Republic
 WEIGHT: 180 THROWS: R RESIDES: Santo Domingo, Dominican Republic
 SIGNED BY: Fred Guerrero SCHOOL: --
 HOW OBTAINED: Signed as non-drafted free agent, September 12, 2008.

2010: Spent entire season in the Dominican Summer League...finished season fourth on team in OPS.

Year	Team	AVG	G	AB	R	H	2B	3B	HR	RBI	SH	SF	HB	BB	SO	SB	CS	E	OBP
2009	DSL Twins	.181	48	149	28	27	6	1	1	11	1	0	6	25	57	8	4	2	.322
2010	DSL Twins	.264	38	106	14	28	7	1	11	0	1	5	15	45	12	5	2	2	.378
Minor League Totals		.216	86	255	42	55	13	2	2	22	1	1	11	40	102	20	9	4	.345

Osterbrock, Daniel Allen

Pitcher

HEIGHT: 6-3 BATS: L BORN: 1/27/87 in Cincinnati, OH
 WEIGHT: 195 THROWS: L RESIDES: Cincinnati, OH
 SIGNED BY: Jeremy Booth SCHOOL: University of Cincinnati
 HOW OBTAINED: Twins' 7th round pick in 2008 First-Year Player Draft.

2010: Began season with Single-A Beloit...named Midwest League Player of the Week, April 19 and April 26...transferred to Single-A Ft. Myers, May 5...led team in innings pitched and ERA...was tied for second in games started and strikeouts...Jed Florida State League in ERA...named to minorleaguebaseball.com's 2010 Twins organizational All-Star team...2009: Spent the season with Single-A Beloit...named Midwest League Pitcher of the Week, August 31, after going 1-0, 1.38 (13.0 ip, 2r)

in two starts...finished second in the Midwest League in strikeouts...led team in starts and strikeouts and was second in innings pitched...2008: Began professional career with Rookie-Level Elizabethton...named Appalachian League Pitcher of the Week, June 30...led team in innings pitched, complete games and strikeouts...went 1-0 with 7.1 innings pitched and 10 strikeouts to earn Twins' Minor League Player of the Week, August 22-29...ranked second in Appalachian League in wins and eighth in ERA...named Appalachian League Pitcher of the Year...selected as an Appalachian League Postseason All-Star.

Year	Club	W-L	ERA	G	GS	CG	SH	SV	IP	H	R	ER	HR	HB	BB	SO	WP	BK	BAA
2008	Elizabethton	7- 2	3.00	13	13	1	0	0	75.0	70	33	25	7	3	8	104	6	0	.240
2009	Beloit	7-10	5.19	28	26	1	0	0	137.0	173	95	79	15	5	35	140	15	0	.312
2010	Beloit	2- 1	2.30	5	5	1	1	0	27.1	21	8	7	1	0	5	27	2	0	.208
	Ft. Myers	7- 8	2.73	20	18	0	0	0	112.0	103	43	34	6	4	23	79	2	0	.243
Minor League Totals		23-21	3.71	66	62	3	1	0	351.1	367	179	145	29	12	71	350	25	0	.268

Pacheco, Adonis **Outfielder**

HEIGHT: 5-11 **BATS:** L **BORN:** 7/14/91 in Santo Domingo, Dominic Republic
WEIGHT: 170 **THROWS:** L **RESIDES:** Santo Domingo, Dominican Republic
SIGNED BY: Fred Guerrero **SCHOOL:** --

HOW OBTAINED: Signed as a non-drafted free agent, September 9, 2009.

2010: Began his professional career with the DSL Twins...led team in games and finished second in at bats.

Year	Team	AVG	G	AB	R	H	2B	3B	HR	RBI	SH	SF	HB	BB	SO	SB	CS	E	OBP
2010	DSL Twins	.214	53	154	14	33	4	2	0	16	1	3	1	22	32	7	9	6	.311

Parker, Justin Stacy **Pitcher**

HEIGHT: 6-4 **BATS:** L **BORN:** 4/21/90 in Sacramento, CA
WEIGHT: 225 **THROWS:** L **RESIDES:** Rancho Murietta, CA
SIGNED BY: Elliott Strankman **SCHOOL:** Consumes Community College

HOW OBTAINED: Twins' 33rd round pick in 2010 First-Year Player Draft.

2010: Began professional career in Gulf Coast League...led team in games started and wins...finished season second in innings pitched and third in strikeouts...finished season tied for Gulf Coast League lead in wins, fourth in innings pitched and fifth in earned run average.

Year	Club	W-L	ERA	G	GS	CG	SH	SV	IP	H	R	ER	HR	HB	BB	SO	WP	BK	BAA
2010	GCL Twins	6- 2	2.23	12	12	0	0	0	60.2	63	19	15	2	3	16	42	5	1	.272

Parker, Matt James **Catcher**

HEIGHT: 6-1 **BATS:** R **BORN:** 2/9/88 in San Diego, CA
WEIGHT: 210 **THROWS:** R **RESIDES:** San Diego, CA
SIGNED BY: Elliott Strankman **SCHOOL:** San Diego State University

HOW OBTAINED: Signed as a non-drafted free agent, June 19, 2010.

Year	Team	AVG	G	AB	R	H	2B	3B	HR	RBI	SH	SF	HB	BB	SO	SB	CS	E	OBP
2010	GCL Twins	.225	23	71	8	16	1	0	0	6	2	1	1	8	12	0	0	3	.309

Perez, Jairo Alexander **Shortstop**

HEIGHT: 5-10 **BATS:** R **BORN:** 6/10/88 in Acarigua, Venezuela
WEIGHT: 172 **THROWS:** R **RESIDES:** Acarigua, Venezuela
SIGNED BY: Jose Leon **SCHOOL:** --

HOW OBTAINED: Signed as non-drafted free agent, July 25, 2006.

2010: Missed entire season due to "Tommy John" surgery...2009: Led Rookie-Level GCL Twins in walks and was third in at-bats...2008: Led DSL Twins in hits and rbi...ranked third in DSL in batting and fifth in slugging percentage.

Year	Team	AVG	G	AB	R	H	2B	3B	HR	RBI	SH	SF	HB	BB	SO	SB	CS	E	OBP
2007	DSL Twins	.091	10	33	2	3	0	0	0	6	0	0	4	1	1	0	1	0	.211
2008	DSL Twins	.338	48	160	38	54	16	1	4	36	1	5	12	20	24	8	4	3	.437
2009	GCL Twins	.217	37	120	14	26	7	1	1	9	0	2	3	17	12	4	1	14	.324
2010	GCL Twins									Injured - Did Not Play									
Minor League Totals		.265	95	313	54	83	23	2	5	50	1	7	19	38	37	12	6	17	.371

Phillips, Derrick **Outfielder**

HEIGHT: 6-2 **BATS:** R **BORN:** 9/21/90 in St. Louis, MO
WEIGHT: 215 **THROWS:** R **RESIDES:** St. Louis, MO
SIGNED BY: JR DeMercurio **SCHOOL:** Westminster Christian Academy

HOW OBTAINED: Signed as minor league free agent, August 2, 2010.

Originally selected by the Nationals in the 28th round of the 2008 First-Year Player Draft.

Year	Team	AVG	G	AB	R	H	2B	3B	HR	RBI	SH	SF	HB	BB	SO	SB	CS	E	OBP
2008	GCL Nationals	.081	15	37	3	3	0	0	0	2	0	1	2	3	19	1	0	4	.186
2009	GCL Nationals	.242	32	91	11	22	2	1	1	13	0	0	2	8	37	5	3	6	.317
2010	GCL Nationals	.280	9	25	2	7	4	0	0	4	0	0	1	2	8	0	1	4	.357
	Elizabethton	.125	8	24	5	3	2	0	1	2	0	1	0	3	11	0	0	0	.214
Minor League Totals		.198	64	177	21	35	8	1	2	21	0	2	5	16	75	6	4	14	.280

Pimentel, Candido **Shortstop**

HEIGHT: 5-11 **BATS:** S **BORN:** 7/16/90 in La Victoria, Santo Domingo, Dominican Republic
WEIGHT: 160 **THROWS:** R **RESIDES:** La Victoria, Santo Domingo, Dominican Republic
SIGNED BY: Fred Guerrero **SCHOOL:** --

HOW OBTAINED: Signed as a non-drafted free agent, February 2, 2009.

2010: Spent entire season with the GCL Twins, finishing second on team in at-bats and runs scored...2009: Began professional career with the DSL Twins...led team in runs, hits, triples, walks and stolen bases and was tied for first in games.

Year	Team	AVG	G	AB	R	H	2B	3B	HR	RBI	SH	SF	HB	BB	SO	SB	CS	E	OBP
2009	DSL Twins	.293	54	188	53	55	8	3	1	21	1	3	1	42	42	20	5	0	.419
2010	GCL Twins	.265	46	155	27	41	7	1	0	12	1	0	0	21	33	13	5	1	.352
Minor League Totals		.280	100	343	80	96	15	4	1	33	2	3	1	63	75	33	10	1	.390

Pimentel, Javier Alberto

Shortstop

HEIGHT: 6-2

BATS: R

BORN: 3/13/94 in Bani, Dominican Republic

WEIGHT: 175

THROWS: R

RESIDES: Bani, Dominican Republic

SIGNED BY: Fred Guerrero

SCHOOL: --

HOW OBTAINED: Signed as a non-drafted free agent, November 25, 2010.

Year	Team	AVG	G	AB	R	H	2B	3B	HR	RBI	SH	SF	HB	BB	SO	SB	CS	E	OBP
------	------	-----	---	----	---	---	----	----	----	-----	----	----	----	----	----	----	----	---	-----

2011 Will be his first season in professional baseball.

Pinto, Josmil Oswaldo

Catcher

HEIGHT: 5-11

BATS: R

BORN: 3/31/89 in Valencia, Venezuela

WEIGHT: 194

THROWS: R

RESIDES: San Joaquin, Venezuela

SIGNED BY: Jose Leon

SCHOOL: U.E. Franciscana Kumbaya

HOW OBTAINED: Signed as non-drafted free agent, February 14, 2006.

2010: Spent entire season with Single-A Beloit...finished fourth on team in home runs...2009: Spent entire season with Rookie-Level Elizabethton...named Twins' Minor League Player of the Week, August 28, after batting .357 (10-for-28) with six runs, eight rbi, two home runs and two doubles in six games...named an Appalachian League Postseason All-Star...led the Appalachian League in slugging percentage (.610) and home runs, was second in extra base hits (31) and rbi and was fifth in batting average.

Year	Team	AVG	G	AB	R	H	2B	3B	HR	RBI	SH	SF	HB	BB	SO	SB	CS	E	OBP
2006	VSL Twins	.251	53	195	25	49	7	1	3	30	1	2	1	25	27	3	3	9	.336
2007	DSL Twins	.193	54	171	18	33	8	1	1	23	2	2	6	29	23	3	1	8	.327
2008	GCL Twins	.326	24	85	14	28	9	3	1	14	0	0	0	9	14	1	0	7	.394
2009	Elizabethton	.332	53	205	34	68	14	2	13	55	0	4	2	19	39	0	1	3	.387
2010	Beloit	.225	100	347	60	78	21	1	10	54	2	6	5	32	67	2	3	10	.295
Minor League Totals		.255	284	1003	151	256	59	8	28	176	5	14	14	114	170	9	8	37	.335

Polanco, Joel Bienvenido

Catcher

HEIGHT: 5-11

BATS: R

BORN: 8/15/92 in Santo Domingo, Dominican Republic

WEIGHT: 170

THROWS: R

RESIDES: Santo Domingo, Dominican Republic

SIGNED BY: Fred Guerrero

SCHOOL: --

HOW OBTAINED: Signed as non-drafted free agent, December, 22, 2010.

Year	Team	AVG	G	AB	R	H	2B	3B	HR	RBI	SH	SF	HB	BB	SO	SB	CS	E	OBP
------	------	-----	---	----	---	---	----	----	----	-----	----	----	----	----	----	----	----	---	-----

2011 Will be first year of professional baseball

Polanco, Jorge Luis

Infielder

HEIGHT: 5-11

BATS: S

BORN: 7/5/93 in San Pedro de Macoris, Dominican Republic

WEIGHT: 165

THROWS: R

RESIDES: San Pedro de Macoris, Dominican Republic

SIGNED BY: Fred Guerrero

SCHOOL: --

HOW OBTAINED: Signed as non-drafted free agent, July 6, 2009.

2010: Began season in the Dominican Summer League...transferred to Gulf Coast League, July 5...rated the best defensive infielder in the Twins system by *Baseball America*, for the second consecutive summer...2009: Rated the best defensive infielder in the Twins system by *Baseball America*, entering 2010.

Year	Team	AVG	G	AB	R	H	2B	3B	HR	RBI	SH	SF	HB	BB	SO	SB	CS	E	OBP
2010	DSL Twins	.250	18	60	5	15	2	0	0	7	0	2	0	6	9	1	3	12	.309
	GCL Twins	.223	34	103	12	23	5	0	1	12	2	2	0	12	9	2	4	7	.299
Minor League Totals		.233	52	163	17	38	7	0	1	19	2	4	0	18	18	3	7	19	.303

Portes, Juan Carlos

Outfielder

HEIGHT: 5-11

BATS: R

BORN: 11/26/85 in Boston, MA

WEIGHT: 199

THROWS: R

RESIDES: Malden, MA

SIGNED BY: Jay Weitzel

SCHOOL: Liceo Miguel Angel Garrido (Santo Domingo, DR)

HOW OBTAINED: Twins' 15th round pick in 2004 First-Year Player Draft.

2010: Spent the season with Double-A New Britain...led team in games played and walks...finished season second in at-bats...2009: Spent the season at Double-A New Britain...hit his first home run of the season, April 13 at Portland...2008: Spent entire season at Single-A Ft. Myers for the second consecutive season...season-high of four hits, May 1 vs. Clearwater...collected 31 multi-hit games (nine three-hit games and one four-hit game)...2007: Spent entire season at Single-A Ft. Myers...2006: Spent the entire season at Single-A Beloit...played in 14 games before landing on the disabled list with a broken right hand, May 19-June 22...2005: Spent the entire season at Rookie-Level Elizabethton...finished fourth in the Appalachian League in home runs (12)...ranked as the seventh-best prospect in the Appalachian League by *Baseball America*...2004: Spent his first professional season with GCL Twins...hit safely in each of his first 13 games...batted .377 (20-for-53) during a league-high 13-game hit-streak, June 21-July 12...led the GCL in home runs (12) slugging (.530) and was second in batting...led the club in total bases and was second in hits...ranked as the 12th-best prospect in the GCL by *Baseball America*.

Year	Club	AVG	G	AB	R	H	2B	3B	HR	RBI	SH	SF	HB	BB	SO	SB	CS	E	OBP
2004	GCL Twins	.327	44	168	24	55	8	1	8	31	1	3	34	12	28	4	2	24	.380
2005	Elizabethton	.287	64	245	40	70	13	1	12	39	0	4	22	43	6	3	9	349	
2006	Beloit	.231	75	268	23	62	9	3	2	33	1	2	3	15	55	8	6	20	.336
2007	Ft. Myers	.269	132	495	71	133	24	5	12	62	4	2	8	43	89	7	3	16	.336
2008	Ft. Myers	.270	124	456	68	123	21	0	12	54	1	11	9	29	83	13	6	13	.319
2009	New Britain	.297	100	327	45	97	21	3	6	40	4	2	3	34	45	7	3	5	.366
2010	New Britain	.213	127	441	48	94	17	4	8	55	2	5	5	43	96	0	1	19	.287
Minor League Totals		.264	666	2400	319	634	113	17	61	314	13	29	36	198	439	45	24	106	.326

Province, Christopher Alan (Chris) Pitcher

HEIGHT: 6-3 **BATS:** R **BORN:** 1/20/85 in Slidell, LA
WEIGHT: 220 **THROWS:** R **RESIDES:** LaCombe, LA
SIGNED BY: Red Sox 4th round pick in the 2007 First-Year Player Draft. **SCHOOL:** Southeastern Louisiana University
HOW OBTAINED: Trade with Boston, December 10, 2009.

Attended Southeastern Louisiana University...is the school's All-Time saves leader (14) and single-season saves leader (eight as a senior in 2007)...he went 2-3, 4.29 (50.1 ip, 24 er) with 41 strikeouts in 24 appearances as a senior.

2010: Split time between Double-A New Britain and Triple-A Rochester...led New Britain in appearances...**2009:** Was acquired by Minnesota in trade for pitcher Boof Bonser, December 10...pitched in 10 games with the Mesa Solar Sox in the Arizona Fall League...**2008:** Won four straight games while at Lancaster, June 30-July 16.

Year	Team	W-L	ERA	G	GS	CG	SH	SV	IP	H	R	ER	HR	HB	BB	SO	WP	BK	BAA
2007	Lowell	0- 0	0.00	3	0	0	0	1	5.1	2	0	0	0	0	2	4	0	0	.125
	Greenville	3- 2	4.91	15	0	0	0	2	33.0	41	24	18	1	2	8	23	2	0	.311
2008	Greenville	4- 3	2.86	11	11	0	0	0	56.2	54	22	18	2	0	8	34	4	0	.245
	Lancaster	5- 3	6.26	16	16	0	0	0	77.2	111	68	54	8	3	25	40	8	0	.331
2009	Portland	2- 4	2.60	43	0	0	0	1	79.2	72	29	34	3	4	23	55	5	0	.240
2010	New Britain	6- 6	5.58	45	4	0	0	5	80.2	101	51	50	6	3	32	46	6	0	.305
	Rochester	0- 2	6.06	5	2	0	0	0	16.1	15	13	11	1	1	7	16	2	0	.238
Minor League Totals		20-20	4.48	138	33	0	0	9	349.1	396	207	174	21	13	114	218	27	0	.284

Pugh Jr., Bruce R. Pitcher

HEIGHT: 6-3 **BATS:** R **BORN:** 7/18/88 in Baltimore, MD
WEIGHT: 176 **THROWS:** R **RESIDES:** Pasadena, MD
SIGNED BY: Billy Corrigan **SCHOOL:** Hillsborough Community College (FL)
HOW OBTAINED: Twins' 19th round pick in 2008 First-Year Player Draft.

2010: Begun season with Single-A Ft. Myers...led team in strikeouts and finished second in innings pitched...transferred to Double-A New Britain, August 28.

Year	Club	W-L	ERA	G	GS	SH	SV	IP	H	R	ER	HR	HB	BB	SO	WP	BK	BAA	
2008	GCL Twins	1- 2	3.20	13	0	0	0	2	25.1	18	10	9	2	17	18	26	4	2	.202
2009	Beloit	4- 5	2.86	35	8	0	0	0	85.0	71	34	27	4	3	47	99	11	0	.228
2010	Ft. Myers	7-10	4.03	20	19	0	0	0	102.2	81	52	46	10	10	48	106	11	0	.215
	New Britain	0- 2	15.43	2	2	0	0	0	7.0	15	16	12	2	1	8	4	0	0	.429
Minor League Totals		12-19	3.85	70	29	0	0	2	220.0	185	112	94	17	15	120	235	26	2	.228

Quesada, Michael Scott Catcher

HEIGHT: 6-1 **BATS:** R **BORN:** 2/1/90 in Antioch, GA
WEIGHT: 180 **THROWS:** R **RESIDES:** Folsom, GA
SIGNED BY: Elliott Strankman **SCHOOL:** Sierra Junior College
HOW OBTAINED: Twins' 24th round pick in 2010 First-Year Player Draft.

Year	Team	AVG	G	AB	R	H	2B	3B	HR	RBI	SH	SF	HB	BB	SO	SB	CS	E	OBP
2010	GCL Twins	.100	3	10	1	1	0	0	0	1	0	0	0	1	5	0	0	2	.182

Ramirez, Jose Alexander Infielder

HEIGHT: 5-10 **BATS:** S **BORN:** 9/6/91 in Azua, Dominican Republic
WEIGHT: 165 **THROWS:** R **RESIDES:** Azua, Dominican Republic
SIGNED BY: Fred Guerrero **SCHOOL:** --
HOW OBTAINED: Signed as a non-drafted free agent, April 23, 2010.

2010: Begun professional career in the Dominican summer League...finished third on team in walks.

Year	Team	AVG	G	AB	R	H	2B	3B	HR	RBI	SH	SF	HB	BB	SO	SB	CS	E	OBP
2010	DSL Twins	.218	34	110	15	24	3	1	0	7	1	1	2	21	19	11	6	6	.351

Rams, Daniel (Danny) Catcher

SEE PAGE 119

Ray, Lance Gordon First Baseman

HEIGHT: 6-2 **BATS:** L **BORN:** 9/2/89 in Las Vegas, NV
WEIGHT: 195 **THROWS:** R **RESIDES:** Las Vegas, NV
SIGNED BY: Earl Winn **SCHOOL:** University of Kentucky
HOW OBTAINED: Twins' 8th round pick in 2010 First-Year Player Draft.

2010: Begun professional career with Rookie-Level Elizabethton...transferred to Single-A Beloit, July 10...finished second in on-base percentage.

Year	Team	AVG	G	AB	R	H	2B	3B	HR	RBI	SH	SF	HB	BB	SO	SB	CS	E	OBP
2010	Elizabethton	.314	17	70	11	22	5	1	0	5	1	0	2	3	10	2	0	1	.360
	Beloit	.279	47	165	30	46	14	0	3	28	0	5	1	28	28	4	4	2	.377
Minor League Totals		.289	64	235	41	68	19	1	3	33	1	5	3	31	38	6	4	3	.372

Rhodes, Rory Elias Third Baseman

HEIGHT: 6-7 **BATS:** R **BORN:** 7/28/91 in Brisbane, Australia
WEIGHT: 200 **THROWS:** R **RESIDES:** Nangbala, Australia
SIGNED BY: Howard Norsetter **SCHOOL:** --
HOW OBTAINED: Signed as a non-drafted free agent, July 17, 2008.

2010: Spent entire season in the Gulf Coast League...finished third on team in batting average

Year	Team	AVG	G	AB	R	H	2B	3B	HR	RBI	SH	SF	HB	BB	SO	SB	CS	E	OBP
2009	GCL Twins	.198	35	116	11	23	6	1	0	7	0	2	2	9	28	0	0	6	.264
2010	GCL Twins	.319	27	91	13	29	6	1	0	13	0	0	3	11	17	3	1	2	.410
Minor League Totals		.251	62	207	24	52	12	2	0	20	0	2	5	20	45	3	1	8	.329

Rivera, Brayán Miguel**Pitcher****HEIGHT:** 5-11**BATS:** R**BORN:** 5/8/94 in Maracaibo, Zulia, Venezuela**WEIGHT:** 160**THROWS:** R**RESIDES:** Maracaibo, Zulia, Venezuela**SIGNED BY:** Jose Leon**SCHOOL:** Unidad Educativa Consuelo Nava Tovar**HOW OBTAINED:** Signed as a non-drafted free agent, August 16, 2010.

Year	Team	W-L	ERA	G	GS	CG	SH	SV	IP	H	R	ER	HR	HB	BB	SO	WP	BK	BAA
2011	Will be his first season of professional baseball.																		

Rivera, Rene**Catcher**

SEE PAGES 124-125

Robb, Hein Christopher**Pitcher****HEIGHT:** 6-5**BATS:** L**BORN:** 5/12/92 in South Africa**WEIGHT:** 185**THROWS:** L**RESIDES:** Brakpan, Gauteng, South Africa**SIGNED BY:** Howard Norsetter**SCHOOL:** --**HOW OBTAINED:** Signed as a non-drafted free agent, July 4, 2008.

Year	Team	W-L	ERA	G	GS	CG	SH	SV	IP	H	R	ER	HR	HB	BB	SO	WP	BK	BAA
2009	Played in Australian Summer League																		
2010	GCL Twins	0-1	12.54	9	0	0	0	0	9.1	18	13	13	2	1	7	3	3	0	.439

Roberts, Brandon Jacob**Outfielder****HEIGHT:** 6-0**BATS:** L**BORN:** 11/9/84 in Bakersfield, CA**WEIGHT:** 188**THROWS:** R**RESIDES:** Bakersfield, CA**ORIGINALLY SIGNED BY:** Reds' 7th round pick in 2005 First-Year Player Draft.**SCHOOL:** Cal Poly State University-San Luis Obispo**HOW OBTAINED:** Trade with Cincinnati, June 15, 2006.

2003 graduate of Centennial High School (CA)...attended Cal Poly State University-San Luis Obispo.

2010: Split time between Single-A Ft. Myers, Double-A New Britain and Triple-A Rochester...led Rochester and New Britain in on-base percentage...named honorable mention on minorleaguebaseball.com's Twins 2010 organization All-Star Team...2009: Spent entire season with Double-A New Britain...disabled with a muscle strain in his back, April 8-21...named the Eastern League Player of the Week, August 17...led team in stolen bases and was second in runs...2008: Disabled with left hamstring strain, April 28-July 20...transferred to Single-A Ft. Myers, July 20...transferred to New Britain, August 9...2007: Led New Britain in stolen bases...2006: Began season with Sarasota (CIN)...traded to Twins for Juan Castro, June 15 and continued season with Ft. Myers...tied for Florida State League lead in stolen bases...was eighth in FSL in batting and third in hits and runs scored...rated the fastest baserunner in the Twins system by *Baseball America*, entering the 2007 season.

Year	Team	AVG	G	AB	R	H	2B	3B	HR	RBI	SH	SF	HB	BB	SO	SB	CS	E	OBP
2005	Billings	.318	68	274	50	87	9	6	4	36	3	2	8	24	44	32	7	2	.386
2006	Sarasota	.267	60	247	40	66	5	1	1	15	2	2	6	16	39	23	7	2	.325
	Ft. Myers	.316	71	285	40	90	12	1	3	34	2	1	5	20	43	27	7	3	.370
2007	New Britain	.293	110	369	50	108	13	4	3	39	12	2	5	32	56	14	7	5	.355
2008	New Britain	.200	28	95	8	19	2	0	1	7	1	0	1	8	18	2	0	0	.269
	GCL Twins	.286	4	7	0	2	1	0	0	0	0	0	4	3	1	4	0	0	.643
	Ft. Myers	.409	8	22	3	9	0	0	0	1	1	0	2	2	3	1	2	1	.500
2009	New Britain	.287	103	397	65	114	18	2	3	37	7	2	12	29	60	21	7	2	.352
2010	Ft. Myers	.333	14	54	8	18	2	0	1	8	0	0	1	2	6	6	0	0	.368
	New Britain	.316	35	114	26	36	5	1	1	15	3	2	7	20	18	7	0	1	.441
	Rochester	.333	38	153	19	51	7	2	1	15	0	3	5	10	20	9	3	3	.386
Minor League Totals		.297	539	2017	309	600	74	17	18	207	31	14	56	166	308	146	40	19	.365

Roberts, Nathaniel James (Nate)**Outfielder****HEIGHT:** 6-1**BATS:** L**BORN:** 2/25/89 in Park Ridge, IL**WEIGHT:** 200**THROWS:** R**RESIDES:** Spring Grove, IL**SIGNED BY:** Ricky Taylor**SCHOOL:** High Point University**HOW OBTAINED:** Twins' 5th round pick in 2010 First-Year Player Draft.

2010: Began professional career with Rookie-Level Elizabethton...led team in on-base percentage...finished season ranked second on team in batting average, slugging percentage and OPS...named Appalachian League Player of the Week, August 9.

Year	Team	AVG	G	AB	R	H	2B	3B	HR	RBI	SH	SF	HB	BB	SO	SB	CS	E	OBP
2010	Elizabethton	.336	35	128	30	43	10	1	5	17	0	0	4	21	29	5	2	0	.444

Robertson, Tyler Patrick**Pitcher****HEIGHT:** 6-5**BATS:** L**BORN:** 12/23/87 in Simi Valley, CA**WEIGHT:** 246**THROWS:** L**RESIDES:** Citrus Heights, CA**SIGNED BY:** Kevin Bootay**SCHOOL:** Bella Vista (CA) High School**HOW OBTAINED:** Twins' 3rd round pick in 2006 First-Year Player Draft.

2006 graduate of Bella Vista High School (CA) where he also played football and basketball...named All-League and All-Metro his senior year.

2010: Split time between Double-A New Britain and Triple-A Rochester...led New Britain in innings pitched, games started and strikeouts...2009: Spent his second full season with Single-A Ft. Myers...finished ninth in the Florida State League in overall pitching...tied for team lead in starts and was second in innings pitched...ranked best curveball in the Twins system by *Baseball America*, entering 2010...2008: Disabled with left shoulder tendinitis, June 5-16...disabled for remainder of season with left shoulder tendinitis, July 10...2007: Began season in extended spring training...transferred to Single-A Beloit, May 30...went 4-0, 1.12 ERA, giving up five earned runs and 43 strikeouts as the Twins' Minor League Pitcher of the Month for July...led team in strikeouts...ranked as the fourth-best prospect and best slider in the Twins system by *Baseball America*, entering the 2008 season...2006: Led team and finished fourth in GCL in strikeouts.

Year	Team	W-L	ERA	G	GS	CG	SH	SV	IP	H	R	ER	HR	HB	BB	SO	WP	BK	BAA
2006	GCL Twins	4- 2	4.25	11	10	0	0	0	48.2	54	23	23	2	4	15	54	6	1	.280
2007	Beloit	9- 5	2.29	18	16	2	0	1	102.1	87	33	26	3	2	33	123	11	1	.226
2008	Ft. Myers	5- 3	2.72	15	15	1	0	0	82.2	78	36	25	3	2	31	73	6	0	.247
2009	Ft. Myers	8- 8	3.33	26	26	0	0	0	143.1	139	64	53	7	7	51	103	7	0	.259
2010	New Britain	4-13	5.41	27	27	0	0	0	144.2	81	100	87	17	7	57	91	12	1	.308
	Rochester	0- 1	5.40	1	1	0	0	0	5.0	6	3	3	0	1	2	6	0	0	.273
Minor League Totals		30-32	3.71	98	95	3	0	1	526.2	445	259	217	32	23	189	450	42	3	.259

Rodriguez, Jairo Alejandro

Catcher

HEIGHT: 5-11

BATS: R

BORN: 8/24/88 in Acarigua, Venezuela

WEIGHT: 180

THROWS: R

RESIDES: Acarigua, Venezuela

SIGNED BY: Jose Leon

SCHOOL: --

HOW OBTAINED: Signed as non-drafted free agent, May 9, 2007.

Year	Team	AVG	G	AB	R	H	2B	3B	HR	RBI	SH	SF	HB	BB	SO	SB	CS	E	OBP
2007	VSL Twins	.348	34	112	19	39	2	0	0	14	1	2	4	8	6	0	0	2	.405
2008	DSL Twins	.236	42	140	17	33	4	0	2	14	0	0	13	16	2	2	3	.301	
2009	DSL Twins	.235	54	196	19	46	15	1	0	25	2	3	4	16	16	1	1	0	.301
2010	GCL Twins	.209	25	91	10	19	7	0	0	10	2	0	0	3	10	0	0	2	.234
Minor League Totals		.254	155	539	65	137	28	1	2	63	5	5	8	40	48	3	3	7	.313

Rohlfing, Daniel Wayne (Dan)

Catcher

HEIGHT: 6-0

BATS: R

BORN: 2/12/89 in St. Louis, MO

WEIGHT: 188

THROWS: R

RESIDES: St. Louis, MO

SIGNED BY: Gregg Miller

SCHOOL: Oakville Senior (MO) High School

HOW OBTAINED: Twins' 14th round pick in 2007 First-Year Player Draft.

Year	Team	AVG	G	AB	R	H	2B	3B	HR	RBI	SH	SF	HB	BB	SO	SB	CS	E	OBP
2007	GCL Twins	.232	22	56	3	13	1	0	0	7	1	1	0	7	11	0	2	0	.313
2008	GCL Twins	.200	25	70	10	14	3	1	1	8	0	0	3	7	17	0	0	2	.300
2009	Elizabethton	.239	32	113	17	27	6	2	1	14	0	2	0	15	26	1	0	1	.323
2010	Ft. Myers	.242	41	132	13	32	13	0	1	13	2	0	3	15	36	0	1	5	.333
Minor League Totals		.232	120	371	43	86	23	3	3	42	3	3	6	44	90	1	3	8	.321

Romero, Deibinson Joel

Third Baseman

HEIGHT: 6-0

BATS: R

BORN: 9/24/86 in Perdenales, Dominican Republic

WEIGHT: 193

THROWS: R

RESIDES: Santo Domingo, Dominican Republic

SIGNED BY: Fred Guerrero

SCHOOL: --

HOW OBTAINED: Signed as non-drafted free agent, July 21, 2004.

2010: Spent entire season with Single-A Ft. Myers...led team in games, runs scored and runs batted in...finished second on team in at bats, hits and home runs...named Florida State League Player of the Week, August 23...2008: Disabled after undergoing left knee surgery, April 24-June 16...placed on the disabled list with a broken right fibula, July 19...2007: Hit .318 (7-for-22) with four home runs, six runs scored and 16 rbi as the Twins' Minor League Player of the Week, July 13-19...Hit .480 (12-for-25) with three doubles, seven runs scored and six rbi as the Appalachian player of the Week, July 16-22...hit .407 (11-for-27) with five doubles, 10 runs, and 11 rbi as the Appalachian League player of the Week, August 13-19...hit .351 (39-for-111) with 10 doubles, four home runs and 23 rbi as the Twins' Minor League Player of the Month for August...transferred to Beloit, September 2...was named to the Appalachian League Postseason All-Star Team...tied for first in runs and hits, was third in batting and rbi, tied for third in home runs and walks and fourth in OBP...rated as having the best infield arm and best defensive infielder in the Twins system by *Baseball America*, entering the 2008 season...2006: Led the team and fourth overall in both GCL and organization in batting...second in GCL in rbi, runs and fourth in hits.

Year	Team	AVG	G	AB	R	H	2B	3B	HR	RBI	SH	SF	HB	BB	SO	SB	CS	E	OBP
2005	DSL Twins	.206	49	175	21	36	4	0	1	12	0	1	8	12	36	7	3	17	.286
2006	GCL Twins	.313	50	176	37	55	10	2	4	38	0	4	4	13	37	6	3	13	.365
2007	Elizabethton	.316	66	247	60	78	16	2	9	52	0	5	7	34	47	9	3	13	.406
	Beloit	.300	2	10	2	3	1	0	0	3	0	0	1	4	0	0	0	0	.364
2008	Beloit	.268	40	149	21	40	8	1	3	18	0	3	3	7	38	1	2	11	.309
2009	Ft. Myers	.222	120	424	57	94	18	3	5	56	0	11	7	51	103	3	1	22	.308
2010	Ft. Myers	.252	111	397	52	100	16	5	6	54	0	4	8	53	91	1	1	15	.348
Minor League Totals		.258	436	1571	250	406	73	13	28	233	0	28	37	170	355	27	13	91	.339

Romero, Nicholas D. (Nick)

Third Baseman

HEIGHT: 6-1

BATS: S

BORN: 7/15/87 in Chula Vista, CA

WEIGHT: 198

THROWS: R

RESIDES: Chula Vista, CA

SIGNED BY: John Leavitt

SCHOOL: San Diego State University

HOW OBTAINED: Twins' 5th round pick in 2008 First-Year Player Draft.

2010: Spent entire season with Single-A Ft. Myers...led team in doubles...finished second on team in total bases and third in at bats...2009: Began season with Single-A Beloit...transferred to Single-A Ft. Myers, May 20.

Year	Team	AVG	G	AB	R	H	2B	3B	HR	RBI	SH	SF	HB	BB	SO	SB	CS	E	OBP
2008	Elizabethton	.274	48	197	34	54	10	1	7	32	0	4	4	17	57	0	1	9	.338
2009	Beloit	.222	31	108	18	24	2	1	2	14	2	3	2	16	29	4	1	8	.326
	Ft. Myers	.247	74	235	28	58	11	3	4	29	0	2	5	37	45	4	0	12	.358
2010	Ft. Myers	.251	110	394	39	99	27	5	3	44	2	7	4	43	85	4	2	18	.326
Minor League Totals		.250	265	941	119	235	50	10	16	119	4	16	15	114	217	12	4	47	.335

Rosario, Eddie M.**Outfielder****HEIGHT:** 6-1**BATS:** L**BORN:** 9/28/91 in Guayama, Puerto Rico**WEIGHT:** 175**THROWS:** R**RESIDES:** Guayama, Puerto Rico**SIGNED BY:** Hector Otero**SCHOOL:** Rafael Lopez Landron High School (PR)**HOW OBTAINED:** Twins' 4th round pick in 2010 First-Year Player Draft.**2010:** Spent entire season in Gulf Coast League...led team in at bats, hits, runs scored, stolen bases, home runs and runs batted in...finished season second in walks...led Gulf Coast League in stolen bases, finished third in hits and tenth in batting average.

Year	Team	AVG	G	AB	R	H	2B	3B	HR	RBI	SH	SF	HB	BB	SO	SB	CS	E	OBP
2010	GCL Twins	.294	51	194	34	57	9	2	5	26	0	3	0	16	28	22	5	3	.343

Rosario, Randy Miguel**Pitcher****HEIGHT:** 6-0**BATS:** L**BORN:** 5/18/94 in Nagua, Dominican Republic**WEIGHT:** 160**THROWS:** L**RESIDES:** Rio San Juan, Dominican Republic**SIGNED BY:** Fred Guerrero**SCHOOL:** --**HOW OBTAINED:** Signed as a non-drafted free agent, August 16, 2010.

Year	Team	AVG	G	AB	R	H	2B	3B	HR	RBI	SH	SF	HB	BB	SO	SB	CS	E	OBP
2011	Will be his first season in professional baseball.																		

Salcedo, Adrian Arturo**Pitcher****HEIGHT:** 6-4**BATS:** R**BORN:** 4/24/91 in Mocha, Dominican Republic**WEIGHT:** 175**THROWS:** R**RESIDES:** Moca, Dominican Republic**SIGNED BY:** Fred Guerrero**SCHOOL:** --**HOW OBTAINED:** Signed as a non-drafted free agent, November 27, 2007.**2010:** Split time between Rookie-Level Elizabethton and Single-A Ft. Myers...led Elizabethton in innings pitched and finished second in appearances and strikeouts...finished ranked third in Appalachian League in WHIP...named Appalachian League Player of the Week, June 21 and July 19...eighth-ranked prospect in Appalachian League by *Baseball America*...ranked seventh-best prospect in the Twins organization by *Baseball America*. **2009:** Spent entire season with GCL Twins...finished third in the GCL in strikeouts, fifth in innings pitched and seventh in overall pitching...led team in innings pitched and tied for team lead in starts...ranked the sixth-best prospect in the GCL by *Baseball America*.

Year	Club	W-L	ERA	G	GS	CG	SH	SV	IP	H	R	ER	HR	HB	BB	SO	WP	BK	BAA
2008	DSL Twins	4-4	1.65	12	12	0	0	0	65.1	47	18	12	1	11	8	50	4	1	.198
2009	GCL Twins	3-2	1.46	11	10	0	0	0	61.2	59	25	10	1	5	3	58	4	1	.237
2010	Elizabethton	4-3	3.27	16	8	0	0	1	66.0	55	27	24	3	4	10	65	9	2	.230
	Ft. Myers	1-3	6.26	6	6	0	0	0	27.1	42	21	19	3	4	8	16	2	0	.230
Minor League Totals		12-12	2.66	45	36	0	0	1	220.1	203	91	65	8	24	29	189	19	4	.224

Sano, Miguel Angel**Infielder****HEIGHT:** 6-3**BATS:** R**BORN:** 5/11/93 in San Pedro De Macoris, Dominican Republic**WEIGHT:** 195**THROWS:** R**RESIDES:** San Pedro De Macoris, Dominican Republic**SIGNED BY:** Fred Guerrero**SCHOOL:** --**HOW OBTAINED:** Signed as a non-drafted free agent, October 9, 2009.**2010:** Began professional career in Dominican Summer League...led team in average, on-base percentage and slugging percentage...transferred to Gulf Coast League, July 5...finished second on team in doubles and slugging percentage...Second ranked prospect in Gulf Coast League by *Baseball America*...ranked third-best prospect and best power hitter in the Twins organization by *Baseball America*...named to minorleaguebaseball.com's 2010 Twins organizational All-Star team...**2009:** Ranked as the Twins' fourth-best prospect by *Baseball America*, entering the 2010 season.

Year	Team	AVG	G	AB	R	H	2B	3B	HR	RBI	SH	SF	HB	BB	SO	SB	CS	E	OBP
2010	DSL Twins	.344	20	64	11	22	2	1	3	10	0	1	1	14	17	2	1	8	.463
	GCL Twins	.291	41	148	23	43	14	0	4	19	1	1	1	10	43	2	2	14	.338
Minor League Totals		.307	61	212	34	65	16	1	7	29	1	2	2	24	60	4	3	22	.379



TOP PROSPECTS

Infielder Miguel Sano (left) and outfielder Max Kepler are two of the youngest players in the Twins organization. Both players were teenagers and played their first full season in the organization in 2010.

MINOR LEAGUES

Sanchez, Wilson Anneurly **Pitcher**

HEIGHT: 6-1 **BATS:** R **BORN:** May 6, 1991, Gauyubin, Dominican Republic
WEIGHT: 160 **THROWS:** R **RESIDES:** Monte Cristi, Dominican Republic
SIGNED BY: Fred Guerrero **SCHOOL:** --
HOW OBTAINED: Signed as a non-drafted free agent, July 15, 2008.

Year	Club	W-L	ERA	G	GS	CG	SH	SV	IP	H	R	ER	HR	HB	BB	SO	WP	BK	BAA
2009	DSL Twins	7- 2	1.47	14	14	0	0	0	73.1	51	23	12	1	1	16	76	6	0	.188
2010	DSL Twins	Restricted - Did not play																	
Minor League Totals		7- 2	1.47	14	14	0	0	0	73.1	51	23	12	1	1	16	76	6	0	.188

Santana, Daniel Ernesto **Infielder**

HEIGHT: 5-11 **BATS:** S **BORN:** 11/7/90 in Monte Plata, Dominican Republic
WEIGHT: 160 **THROWS:** R **RESIDES:** Monte Plata, Dominican Republic
SIGNED BY: Fred Guerrero **SCHOOL:** --
HOW OBTAINED: Signed as a non-drafted free agent, December 6, 2007.

2010: Split time between Rookie-Level Elizabethton and Single-A Beloit...**2009:** Spent entire season with GCL Twins...named Twins' Minor League Player of the Week, August 8, after going 9-for-21 (429) with seven runs, 11 rbi, two home runs and one double in five games...led team in at-bats, runs, rbi and stolen bases...**2008:** Led team and was second in DSL in triples.

Year	Team	AVG	G	AB	R	H	2B	3B	HR	RBI	SH	SF	HB	BB	SO	SB	CS	E	OBP
2008	DSL Twins	.274	51	190	37	52	6	10	1	27	3	4	2	20	38	15	4	14	.343
2009	GCL Twins	.265	44	170	30	45	7	5	3	25	3	2	2	8	27	12	1	14	.302
2010	Elizabethton	.264	30	140	23	37	8	1	4	16	0	0	1	3	30	5	4	8	.285
	Beloit	.238	40	130	14	31	4	3	0	11	2	2	3	7	40	10	4	12	.289
Minor League Totals		.262	165	630	104	165	25	19	8	79	8	8	8	38	135	42	13	48	.308

Santana, Ramoncito (Ramon) **Infielder**

HEIGHT: 5-9 **BATS:** R **BORN:** 6/20/86 in La Romana, Venezuela
WEIGHT: 165 **THROWS:** R **RESIDES:** La Romana, Venezuela
SIGNED BY: Fred Guerrero **SCHOOL:** --
HOW OBTAINED: Signed as non-drafted free agent, November 30, 2004.

2010: Split time between Gulf Coast League and Ft. Myers due to fractured left hand...**2009:** Began season with Single-A Beloit...named Twins' Minor League Player of the Week, April 17, after going 11-for-29 (.379) with seven runs, six rbi, five walks, three home runs and two doubles in eight games...named Twins' Minor League Player of the Month for April after hitting .393 (22-for-56) with 10 rbi, 10 walks, five doubles and three home runs in 16 games...disabled with a left ankle sprain, April 28-May 16...transferred to Double-A New Britain, September 2...**2008:** Disabled with torn right hamstring, June 9-July 14...**2007:** Disabled with left hand contusion, June 18-July 12...transferred to Beloit, August 18...**2006:** Led team and was second in DSL in on-base percentage and slugging percentage.

Year	Team	AVG	G	AB	R	H	2B	3B	HR	RBI	SH	SF	HB	BB	SO	SB	CS	E	OBP
2005	DSL Twins	.188	37	117	22	22	2	0	3	13	1	1	1	10	16	29	0	2	.10
2006	DSL Twins	.313	50	176	35	55	10	2	8	30	0	2	7	38	37	2	0	26	.448
2007	GCL Twins	.211	18	57	10	12	3	1	1	9	0	2	3	4	14	4	3	3	.288
	Beloit	.225	15	40	7	9	2	1	0	4	1	1	3	5	14	1	0	3	.347
2008	Beloit	.241	75	245	38	59	12	2	8	26	5	2	12	16	84	9	3	16	.316
2009	Beloit	.296	103	371	46	110	25	3	9	60	2	5	6	50	94	8	9	17	.384
	New Britain	.267	4	15	4	4	1	0	0	1	0	0	1	1	3	0	0	0	.353
2010	GCL Twins	.571	2	7	2	4	2	0	0	0	0	0	0	0	0	0	0	0	.571
	Ft. Myers	.199	45	156	15	31	10	2	1	12	1	0	5	11	51	1	1	2	.273
Minor League Totals		.258	349	1184	179	306	67	11	30	155	10	13	47	141	326	25	18	77	.357

Schuld, Matthew James (Matt) **Outfielder**

HEIGHT: 6-3 **BATS:** R **BORN:** 12/7/87 in Saint Paul, MN
WEIGHT: 210 **THROWS:** R **RESIDES:** Plymouth, MN
SIGNED BY: Mark Wilson **SCHOOL:** University of St. Thomas
HOW OBTAINED: Signed as a non-drafted free agent, June 17, 2010.

2010: Began professional career in Gulf Coast League...transferred to Single-A Ft. Myers, August 13.

Year	Club	W-L	ERA	G	GS	CG	SH	SV	IP	H	R	ER	HR	HB	BB	SO	WP	BK	BAA
2010	GCL Twins	2- 0	2.57	11	0	0	0	1	21.0	21	6	6	1	2	3	17	0	0	.266
	Ft. Myers	0- 1	3.78	6	0	0	0	2	16.2	17	10	7	0	2	4	11	1	0	.270
Minor League Totals		2- 1	3.11	17	0	0	0	3	37.2	38	16	13	1	4	7	28	1	0	.268

See, Zachery James (Zach) **Pitcher**

HEIGHT: 6-2 **BATS:** R **BORN:** 11/23/88 in Ft. Myers, FL
WEIGHT: 185 **THROWS:** R **RESIDES:** Ft. Myers, FL
SIGNED BY: Billy Corrigan **SCHOOL:** --
HOW OBTAINED: Signed as a non-drafted free agent, December 18, 2008.

2010: Began season with Rookie-Level Elizabethton...transferred to Single-A Beloit, July 31...transferred to Single-A Ft. Myers, September 3.

Year	Club	W-L	ERA	G	GS	CG	SH	SV	IP	H	R	ER	HR	HB	BB	SO	WP	BK	BAA
2009	GCL Twins	2- 0	0.69	13	0	0	0	2	26.0	16	3	2	0	1	10	34	2	0	.178
2010	Elizabethton	5- 0	1.37	12	0	0	0	0	19.2	17	3	3	1	0	5	25	1	0	.230
	Beloit	1- 0	7.04	10	0	0	0	0	16.1	16	15	12	2	1	11	9	2	0	.254
	Ft. Myers	0- 0	2.25	1	0	0	0	1	4.0	3	1	1	0	0	0	0	0	0	.231
Minor League Totals		8- 0	2.49	36	0	0	0	3	65.0	52	22	18	3	2	26	68	5	0	.217

Sepulveda, Emilio Jose **Outfielder**

HEIGHT: 6-2 **BATS:** S **BORN:** 8/27/91 in Santo Domingo Norte, Dominican Republic
WEIGHT: 170 **THROWS:** R **RESIDES:** Santo Domingo, Dominican Republic
SIGNED BY: Fred Guerrero **SCHOOL:** --
HOW OBTAINED: Signed as non-drafted free agent, April 20, 2009.

Year	Team	AVG	G	AB	R	H	2B	3B	HR	RBI	SH	SF	HB	BB	SO	SB	CS	E	OBP
2009	DSL Twins	.180	42	111	16	20	2	0	0	7	2	0	1	13	28	9	3	1	.272
2010	DSL Twins	.152	42	105	18	16	2	0	0	4	1	0	1	22	32	6	2	6	.305
Minor League Totals		.167	84	216	34	36	4	0	0	11	3	0	2	35	60	15	5	7	.289

Silva, Jhon Jairo

Outfielder

HEIGHT: 5-11

BATS: S

BORN: 6/5/93 in La Guaira, Venezuela

WEIGHT: 160

THROWS: R

RESIDES: La Guaira-Vargas, Venezuela

SIGNED BY: Jose Leon

SCHOOL: --

HOW OBTAINED: Signed as a non-drafted free agent, March 31, 2010.

2010: Began professional career in Dominican Summer League...led team in walks and was second in on-base percentage.

Year	Team	AVG	G	AB	R	H	2B	3B	HR	RBI	SH	SF	HB	BB	SO	SB	CS	E	OBP
2010	DSL Twins	.230	38	87	18	20	3	0	0	6	2	0	1	24	39	5	6	2	.402

Silvania, Kelvin Marvin

Outfielder

HEIGHT: 6-1

BATS: L

BORN: 10/13/90 in Aruba, Aruba

WEIGHT: 185

THROWS: L

RESIDES: Aruba, Aruba

SIGNED BY: Lester Victoria

SCHOOL: --

HOW OBTAINED: Signed as a non-drafted free agent, September 13, 2008.

Year	Team	AVG	G	AB	R	H	2B	3B	HR	RBI	SH	SF	HB	BB	SO	SB	CS	E	OBP
2009	DSL Twins	.283	16	60	11	17	4	1	2	12	0	1	4	5	8	1	0	6	.371
2010	GCL Twins	.273	28	99	13	27	5	1	2	12	0	0	1	4	18	0	2	4	.308
Minor League Totals		.277	44	159	24	44	9	2	4	24	0	1	5	9	26	1	2	10	.333

Singelton, Steven Scott (Steve)

Second Baseman

HEIGHT: 6-0

BATS: L

BORN: 9/12/85 in San Francisco, CA

WEIGHT: 187

THROWS: R

RESIDES: Oakland, CA

SIGNED BY: John Leavitt

SCHOOL: University of San Diego

HOW OBTAINED: Twins' 11th round pick in 2006 First-Year Player Draft.

2010: Spent entire season with Double-A New Britain...led team in games, at bats, runs scored, hits, doubles and total bases...finished tied for second on club in rbi and tied for third in league in games...tied for the Eastern League lead in doubles...the 43 doubles were second-most in franchise history (Doug Mientkiewicz - 1998)...named to minorleaguebaseball.com's 2010 Twins organizational All-Star team...2009: Began season at Single-A Ft. Myers...played in 31 games before making a fielding error...selected to the Florida State League All-Star Team...transferred to New Britain, July 15...batted a combined .380 (35-for-92) in 24 July games between Ft. Myers and New Britain...committed just 10 fielding errors in 608 total chances on the season (second base and shortstop)...played in the Arizona Fall League with the Mesa Solar Sox, batting .289 (22-for-76) with three home runs, 15 rbi and 18 runs scored in 19 games...2008: Began season at Single-A Beloit...selected to the Midwest League All-Star Team...transferred to Ft. Myers, June 16...2007: Spent most of season at Single-A Beloit after being transferred from Elizabethton, May 1...2006: Spent his first professional season with Rookie-Level Elizabethton...first professional home run, August 8 at Kingsport...hit safely in 32 of 41 games...led the Appalachian League in triples with five...batted .344 (11-for-32) vs. lefties and .339 (38-for-112) vs. righties.

Year	Club	AVG	G	AB	R	H	2B	3B	HR	RBI	SH	SF	HB	BB	SO	SB	CS	E	OBP
2006	Elizabethton	.340	41	144	26	49	9	5	4	24	1	3	3	5	19	1	3	12	.368
2007	Beloit	.271	102	373	36	101	18	2	2	30	3	2	5	8	47	8	6	24	.294
2008	Beloit	.302	65	235	37	71	6	2	6	32	3	3	5	13	29	2	6	10	.348
	Ft. Myers	.295	62	241	38	71	19	2	5	25	2	3	5	26	24	4	1	8	.371
2009	Ft. Myers	.269	80	297	41	80	15	8	5	39	6	1	4	23	26	6	3	5	.329
	New Britain	.291	46	158	15	46	11	3	1	18	0	1	0	7	23	1	1	5	.319
2010	New Britain	.267	138	502	68	134	43	4	7	50	4	10	9	39	57	2	5	17	.325
Minor League Totals		.283	534	1950	261	552	121	26	30	218	19	23	31	121	225	24	25	81	.331

Solarte, Yangelvis Alfredo

Second Baseman

HEIGHT: 5-11

BATS: S

BORN: 7/7/87 in Valencia, Carabobo, Venezuela

WEIGHT: 193

THROWS: R

RESIDES: Valencia, Carabobo, Venezuela

SIGNED BY: Jose Leon

SCHOOL: Tomas Alba Edison High School

HOW OBTAINED: Signed as non-drafted free agent, June 16, 2005.

2010: Split time between Gulf Coast League, Single-A Ft. Myers and Double-A New Britain due to injury...finished third on Ft. Myers in batting average...2009: Began season with Single-A Ft. Myers...placed on the disabled list after right shoulder surgery, May 4...transferred to GCL Twins for rehab assignment, August 10-29...reinstated from disabled list, September 1...transferred to Double-A New Britain, September 1...played in 29 games with Tigres de Aragua in the Venezuelan Winter League, batting .302 (29-for-96)...2008: Transferred to Rookie-Level Elizabethton, April 1...transferred to Ft. Myers, May 17...transferred to Single-A Beloit, July 20...2007: Tied for team lead in rbi.

Year	Team	AVG	G	AB	R	H	2B	3B	HR	RBI	SH	SF	HB	BB	SO	SB	CS	E	OBP
2006	DSL Twins	.278	53	194	32	54	9	2	2	29	2	1	3	27	18	2	2	10	.373
2007	GCL Twins	.303	52	175	25	53	4	3	1	33	10	5	2	11	18	7	3	3	.342
2008	Ft. Myers	.259	42	147	18	38	9	1	3	16	3	0	4	7	25	2	2	5	.310
	Beloit	.218	41	147	16	32	4	0	0	17	3	1	2	14	13	7	2	5	.293
2009	Ft. Myers	.188	4	16	2	3	1	0	0	1	0	0	0	1	0	0	0	0	.188
	GCL Twins	.179	9	28	4	5	0	0	0	4	1	2	1	5	1	0	0	1	.306
	New Britain	.143	3	7	0	1	0	0	0	0	0	0	0	0	1	0	0	0	.143
2010	GCL Twins	.174	7	23	3	4	0	0	0	0	0	0	0	1	4	0	0	0	.208
	Ft. Myers	.320	45	172	19	55	9	1	2	15	2	0	1	13	13	3	0	9	.371
	New Britain	.276	32	127	14	35	9	0	3	19	1	1	0	3	18	1	1	1	.290
Minor League Totals		.270	288	1036	133	280	45	7	11	134	22	10	13	81	112	22	10	34	.328

MINOR LEAGUES

Soliman, Manuel Emilio **Pitcher**

HEIGHT: 6-2 **BATS:** R **BORN:** 8/11/89 in La Romana, Dominican Republic
WEIGHT: 195 **THROWS:** R **RESIDES:** La Romana, Dominican Republic
SIGNED BY: Fred Guerrero **SCHOOL:** --

HOW OBTAINED: Signed as non-drafted free agent, March 9, 2007.
2010: Spent entire season in Rookie-Level Elizabethton...led team in strikeouts...finished second on team in games started and third in innings pitched...finished second in Appalachian League in strikeouts...tenth ranked prospect in Appalachian League by *Baseball America*. **2010** *Baseball America* Rookie League All-Star...**2009:** Converted from third base to pitcher. **2008:** Led team in walks.

Year	Team	AVG	G	AB	R	H	2B	3B	HR	RBI	SH	SF	HB	BB	SO	SB	CS	E	OBP
2007	DSL Twins	.189	63	201	22	38	4	0	4	16	3	1	8	26	46	5	3	24	.305
2008	DSL Twins	.211	58	185	26	39	11	2	1	26	0	3	5	30	39	2	1	13	.332
Minor League Totals		.199	121	386	48	77	15	2	5	42	3	4	13	56	85	7	4	37	.318

Year	Team	W-L	ERA	G	GS	CG	SH	SV	IP	H	R	ER	HR	HB	BB	SO	WP	BK	BAA
2009	DSL Twins	6- 2	2.15	14	14	0	0	0	71.0	66	25	17	0	9	20	55	8	0	.244
2010	Elizabethton	5- 2	3.48	12	12	0	0	0	64.2	47	28	25	5	10	21	74	6	0	.201
Minor League Totals		11- 4	2.79	26	26	0	0	0	135.2	113	53	42	5	19	41	129	14	0	.224

Soto, Alexander **Catcher**

HEIGHT: 5-11 **BATS:** R **BORN:** 11/8/86 in Bani, Dominican Republic
WEIGHT: 196 **THROWS:** R **RESIDES:** Bani, Dominican Republic
SIGNED BY: Fred Guerrero **SCHOOL:** --

HOW OBTAINED: Signed as non-drafted free agent, February 23, 2005.
2010: Played entire season with Double-A New Britain...**2009:** Began season with Single-A Beloit...transferred to Single-A Ft. Myers, July 11...played in one game with Gigantes del Cibao of the Dominican Winter League...**2007:** Began season with Rookie-Level Gulf Coast League Twins...transferred to Single-A Ft. Myers, July 23...transferred to GCL, August 1...transferred to Ft. Myers, August 4...transferred to GCL, August 18.

Year	Team	AVG	G	AB	R	H	2B	3B	HR	RBI	SH	SF	HB	BB	SO	SB	CS	E	OBP
2005	DSL Twins	.216	36	111	10	24	9	0	0	2	1	0	4	4	18	0	0	6	.269
2006	DSL Twins	.221	32	95	11	21	1	0	3	15	0	1	3	19	28	0	0	5	.364
2007	Ft. Myers	.250	7	24	2	6	1	0	0	4	0	1	0	2	5	0	0	0	.296
	GCL Twins	.273	22	66	9	18	5	0	2	10	1	1	3	4	20	1	0	3	.338
2008	Elizabethton	.276	31	116	23	32	10	0	10	26	0	0	3	9	40	0	0	2	.344
2009	Beloit	.240	50	154	15	37	6	0	5	28	1	1	1	19	38	0	1	5	.326
	Ft. Myers	.212	20	85	7	18	2	0	1	7	0	0	0	6	25	0	0	0	.264
2010	New Britain	.245	29	98	11	24	6	0	2	7	0	0	0	7	20	0	1	0	.295
Minor League Totals		.245	233	749	88	180	40	0	23	97	3	4	14	70	194	1	2	22	.323

Spangler, Sam Raymond **Pitcher**

HEIGHT: 6-2 **BATS:** L **BORN:** 9/24/87 in Albuquerque, NM
WEIGHT: 190 **THROWS:** L **RESIDES:** Albuquerque, NM
SIGNED BY: John Leavitt **SCHOOL:** University of Hawaii

HOW OBTAINED: Twins' 41st round pick in 2010 First-Year Player Draft.
2010: Began season with Rookie-Level Elizabethton...transferred to Single-A Beloit, July 27.

Year	Team	W-L	ERA	G	GS	CG	SH	SV	IP	H	R	ER	HR	HB	BB	SO	WP	BK	BAA
2010	Elizabethton	1- 0	3.15	9	2	0	0	0	20.0	23	7	7	3	0	6	21	3	0	.303
	Beloit	0- 2	9.16	12	3	0	0	0	18.2	22	20	19	4	2	12	20	3	0	.310
Minor League Totals		1- 2	6.05	21	5	0	0	0	38.2	45	27	26	7	2	18	41	6	0	.306

Stedley, Spencer Miles **Pitcher**

HEIGHT: 6-2 **BATS:** L **BORN:** 5/31/85 in Salisbury, NC
WEIGHT: 194 **THROWS:** L **RESIDES:** Granite Quarry, NC
SIGNED BY: Ricky Taylor **SCHOOL:** University of North Carolina - Charlotte

HOW OBTAINED: Twins' 25th round pick in 2007 First-Year Player Draft.
2007 graduate of UNC-Charlotte...finished the 2007 season second on the team in innings pitched (112.0) and strikeouts (92) and also batted .227 with 30 RBI in 56 games...2006 First-Team Atlantic 10 All-Conference.

2010: Spent entire season with Double-A New Britain...season shortened due to forearm strain...**2009:** Began season with Single-A Ft. Myers...selected to the Eastern League All-Star Game...transferred to Double-A New Britain, July 26...pitched in 11 games with the Mesa Solar Sox in the Arizona Fall League, going 0-1, 4.50 (14.0 ip, 7 er)...**2008:** Transferred to Single-A Beloit, July 8...selected to Midwest League All-Star Game.

Year	Team	W-L	ERA	G	GS	CG	SH	SV	IP	H	R	ER	HR	HB	BB	SO	WP	BK	BAA
2007	Elizabethton	2- 3	2.92	18	1	0	0	1	37.0	28	14	12	1	2	12	51	2	0	.209
2008	Beloit	5- 3	2.14	31	0	0	0	8	46.1	35	16	11	2	5	17	59	3	0	.208
	Ft. Myers	1- 4	6.59	15	4	0	0	1	28.2	34	24	21	4	2	19	19	5	0	.304
2009	Ft. Myers	4- 0	1.79	35	0	0	0	6	50.1	39	16	10	2	3	18	46	2	2	.214
	New Britain	2- 1	3.38	20	0	0	0	0	18.2	16	9	7	2	2	10	16	3	0	.239
2010	New Britain	1- 3	3.00	10	0	0	0	0	18.0	15	8	6	0	1	7	19	1	0	.221
Minor League Totals		15-14	3.03	129	5	0	0	16	199.0	167	87	67	11	15	83	210	16	2	.229

Stevens, Jacob Albert (Jake) **Pitcher**

HEIGHT: 6-2 **BATS:** L **BORN:** 3/15/85 in Ft. Myers, FL
WEIGHT: 215 **THROWS:** L **RESIDES:** Cape Coral, FL
ORIGINALLY SIGNED BY: Braves' 3rd round pick in the 2003 First-Year Player Draft
SCHOOL: Cape Coral (FL) High School

HOW OBTAINED: Signed as minor league free agent, November 15, 2010.
2010: Posted a combined ERA of 1.25 (21.2 ip, 3 er) in April and May combined...placed on the disabled list, June 10-17...selected to the Western Division All-Star Team...**2009:** Selected by the Giants in the minor league phase of the Rule V Draft, December 10...**2005:** Rated the 92nd-best prospect by *Baseball America*.

Year	Team	W-L	ERA	G	GS	CG	SH	SV	IP	H	R	ER	HR	HB	BB	SO	WP	BK	BAA
2003	GCL Braves	3-4	2.87	14	6	0	0	0	47.0	49	23	15	2	1	16	47	4	1	.262
2004	Rome	9-5	2.27	27	19	0	0	2	135.0	100	41	34	7	4	39	140	7	1	.204
2005	Myrtle Beach	10-9	4.93	28	28	0	0	0	148.0	167	90	81	13	8	62	102	12	4	.288
2006	Myrtle Beach	1-6	6.41	13	11	0	0	0	60.1	69	47	43	5	7	30	33	1	0	.303
	Rome	2-4	4.06	18	6	1	0	3	62.0	56	35	28	4	5	19	48	2	0	.238
2007	Gwinnett	1-0	0.00	1	0	0	0	0	4.2	3	2	0	0	0	2	3	1	0	.188
	Myrtle Beach	6-8	5.54	23	13	0	0	0	87.2	109	62	9	2	1	40	50	12	2	.312
2008	Injured - Did Not Play																		
2009	Frederick	5-6	4.42	34	0	0	0	0	59.0	65	37	29	6	0	31	49	11	0	.273
2010	Richmond	4-4	2.80	46	3	0	0	2	64.1	56	24	20	5	6	27	45	6	0	.238
Minor League Totals		41-46	4.10	204	86	1	0	7	668.0	674	361	304	51	33	266	517	56	7	.263

Stillings, Bradley W. (Brad)

Pitcher

HEIGHT: 6-4

BATS: R

BORN: 1/20/88 in Washington Court House, OH

WEIGHT: 205

THROWS: R

RESIDES: Washington Court House, OH

SIGNED BY: Jay Weitzel

SCHOOL: Kent State University

HOW OBTAINED: Twins' 7th round pick in 2009 First-Year Player Draft.

2006 graduate of Washington Court House High School (OH) where he was a First Team All-Conference selection three consecutive seasons...earned First-Team All-Ohio honors as a senior and also earned two varsity letters in football...played for the Columbus All-Americans of the Great Lakes Summer Collegiate League in 2007 and voted the number one prospect in the league...attended Kent State University.

2010: Spent entire season with Single-A Beloit...second on team in wins and third in innings pitched...2009: Began professional career at Rookie-Level Elizabethton...transferred to Single-A Beloit, August 13.

Year	Team	W-L	ERA	G	GS	CG	SH	SV	IP	H	R	ER	HR	HB	BB	SO	WP	BK	BAA
2009	Elizabethton	0-1	4.19	10	6	0	0	0	38.2	45	24	18	5	1	13	26	2	0	.300
	Beloit	0-0	5.73	7	0	0	0	0	11.0	15	9	7	1	2	4	6	1	0	.306
2010	Beloit	8-4	3.40	22	19	0	0	0	98.0	102	48	37	3	5	40	75	4	0	.269
Minor League Totals		8-5	3.78	39	25	0	0	0	147.2	162	81	62	9	8	57	107	7	0	.280

Streich, Tobias John

Catcher

HEIGHT: 6-0

BATS: R

BORN: 4/5/88 in Johnsonburg, PA

WEIGHT: 218

THROWS: R

RESIDES: Ridgeway, PA

SIGNED BY: Jay Weitzel

SCHOOL: West Virginia University

HOW OBTAINED: Twins' 5th round pick in 2009 First-Year Player Draft.

2007 graduate of Johnsonburg High School (PA) where he was named Preseason Louisville Slugger, Under Armour and Rawlings All-American in his senior year...four-time East-West Pennsylvania Legion All-Star Team member...attended West Virginia University where he became the second freshman in school history to start as catcher...played for the Athletics in Action of the Alaska Baseball League and selected to the ABL All-Star First Team in 2008.

2010: Split time between Single-A Beloit, Single-A Ft. Myers and Double-A New Britain...2009: Began professional career at Rookie-Level Elizabethton...named Appalachian League Player of the Week, August 24...tied for second in the Appy League in home runs.

Year	Team	AVG	G	AB	R	H	2B	3B	HR	RBI	SH	SF	HB	BB	SO	SB	CS	E	OBP
2009	Elizabethton	.222	50	189	38	42	13	0	10	37	1	2	3	15	37	0	0	2	.287
2010	Beloit	.124	40	121	10	15	4	1	0	4	0	1	2	18	44	1	1	6	.246
	Ft. Myers	.292	7	24	4	7	1	1	0	4	0	1	0	1	7	0	0	0	.308
	New Britain	.143	12	35	1	5	0	0	2	2	0	1	1	15	0	0	0	0	.189
Minor League Totals		.187	109	369	53	69	18	2	10	47	3	4	6	35	103	1	1	8	.266

Stuifbergen, Tom

Pitcher

HEIGHT: 6-3

BATS: R

BORN: 9/26/88 in Breda, Netherlands

WEIGHT: 256

THROWS: R

RESIDES: Haalen, Netherlands

SIGNED BY: Andy Johnson

SCHOOL: --

HOW OBTAINED: Signed as non-drafted free agent, August 19, 2006.

2010: Spent entire season with Single-A Beloit...third on team in strikeouts and fourth in innings pitched...2009: Began season at Rookie-Level Elizabethton...led Appalachian League in innings pitched, was second in strikeouts and 10th in ERA...transferred to Single-A Ft. Myers, September 6...2008: Disabled for entire season with right shoulder surgery.

Year	Team	W-L	ERA	G	GS	CG	SH	SV	IP	H	R	ER	HR	HB	BB	SO	WP	BK	BAA
2007	GCL Twins	0-0	2.19	7	0	0	0	0	12.1	6	4	3	0	2	3	9	4	0	.140
2008	Injured - Did Not Play																		
2009	Elizabethton	5-2	3.28	13	13	1	0	0	79.2	79	35	29	4	1	6	69	3	0	.257
	Ft. Myers	0-0	10.12	1	1	0	0	0	2.2	5	4	3	0	0	1	3	0	0	.385
2010	Beloit	6-4	2.98	19	17	0	0	0	93.2	99	36	31	5	5	23	88	7	0	.273
Minor League Totals		11-6	3.15	40	31	1	0	0	188.1	189	79	66	9	8	33	169	14	0	.260

Suarez, Carlos Luis

Pitcher

HEIGHT: 6-1

BATS: R

BORN: 11/24/92 in La Guaira, Venezuela

WEIGHT: 182

THROWS: R

RESIDES: La Sabana-Vargas, Venezuela

SIGNED BY: Jose Leon

SCHOOL: --

HOW OBTAINED: Signed as a non-drafted free agent, March 31, 2010.

Year	Team	W-L	ERA	G	GS	CG	SH	SV	IP	H	R	ER	HR	HB	BB	SO	WP	BK	BAA
2010	DSL Twins	0-2	9.26	11	0	0	0	2	11.2	19	20	12	1	2	15	9	6	1	.373

Subero, Junior Jesus

Pitcher

HEIGHT: 6-0

BATS: R

BORN: 3/14/92 in Ayacucho, Venezuela

WEIGHT: 182

THROWS: R

RESIDES: Cdad Bolivar-Edo Bolivar, Venezuela

SIGNED BY: Jose Leon

SCHOOL: --

HOW OBTAINED: Signed as non-drafted free agent, April 26, 2010.

2010: Began professional career in Dominican Summer League...was tied for second on team in appearances.

Year	Team	W-L	ERA	G	GS	CG	SH	SV	IP	H	R	ER	HR	HB	BB	SO	WP	BK	BAA
2010	DSL Twins	1- 4	2.91	21	4	0	0	2	46.1	39	21	15	3	6	14	32	7	0	.228

Tarsi, Michael James **Pitcher**

HEIGHT: 6-8 **BATS:** R **BORN:** 8/11/86 in Danbury, CT
WEIGHT: 202 **THROWS:** L **RESIDES:** Danbury, CT
SIGNED BY: Jay Weitzel **SCHOOL:** University of Connecticut
HOW OBTAINED: Twins' 12th round pick in 2007 First-Year Player Draft.

2004 graduate of Danbury (CT) High School...attended the University of Connecticut where he led team with 64 strikeouts his junior year.

2010: Spent entire season with Single-A Ft. Myers...finished the season third on team in innings pitched and fourth in strikeouts...2009: Began season with Single-A Beloit...disabled with left forearm strain, April 9-May 20...named Midwest League Player of the Week, June 15...went 3-0, 1.20 (30.0 ip, 4 er) with 29 strikeouts and four walks in six games to be named Twins' Minor League Pitcher of the Month for June...transferred to Single-A Ft. Myers, July 8...2008: Went 2-0 with eight hits, one run and 15 strikeouts in 12.0 innings to earn Twins' Minor League Player of the Week, May 30-June 6.

Year	Team	W-L	ERA	G	GS	CG	SH	SV	IP	H	R	ER	HR	HB	BB	SO	WP	BK	BAA
2007	Elizabethton	5- 2	2.22	11	11	0	0	0	52.2	49	21	13	0	1	13	59	2	0	.238
2008	Beloit	6-11	5.13	34	20	3	0	1	131.2	168	89	75	12	8	34	113	8	1	.314
2009	Beloit	4- 1	1.84	11	5	0	0	0	44.0	41	10	9	1	1	15	41	5	0	.255
	Ft. Myers	3- 4	4.14	12	11	0	0	0	67.1	77	41	31	4	2	21	57	6	1	.281
2010	Ft. Myers	5-10	5.02	24	18	0	0	0	98.2	110	70	55	6	6	36	70	7	0	.279
Minor League Totals		23-28	4.18	92	65	3	0	1	394.1	445	231	183	23	18	119	340	28	2	.284

Tindall, Nicholas (Nick) **Catcher**

HEIGHT: 6-4 **BATS:** R **BORN:** 8/23/91 in Bellville, IN
WEIGHT: 190 **THROWS:** R **RESIDES:** O'Fallon, IL
SIGNED BY: Jeff Pohl **SCHOOL:** O'Fallon Township (IL) High School
HOW OBTAINED: Twins' 17th round pick in 2009 First-Year Player Draft.

2009 graduate of O'Fallon Township High School (IL) where he was named the top player in Illinois by Prep Baseball Report.

Year	Team	AVG	G	AB	R	H	2B	3B	HR	RBI	SH	SF	HB	BB	SO	SB	CS	E	OBP
2009	GCL Twins	.185	17	54	8	10	4	0	0	8	1	0	5	2	20	0	0	0	.279
2010	GCL Twins	.152	12	33	3	5	3	0	0	2	0	0	1	7	9	1	1	1	.317
Minor League Totals		.172	29	87	11	15	7	0	0	10	1	0	6	9	29	1	1	1	.284

Tippett, Bradley James (Brad) **Pitcher**

HEIGHT: 6-2 **BATS:** R **BORN:** 2/11/88 in Sydney, Australia
WEIGHT: 184 **THROWS:** R **RESIDES:** Mone Vale, New South Wales, Australia
SIGNED BY: Howard Norsetter **SCHOOL:** Narrabeen Sports High School (AUS)
HOW OBTAINED: Signed as non-drafted free agent, January 4, 2006.

2010: Split time between Gulf Coast League and Single-A Ft. Myers due to injury...2009: Spent entire season with Single-A Beloit...finished fourth in the Midwest League in ERA and fifth in innings pitched...led team in innings pitched and was second in starts and strikeouts...rated best control in the Twins organization by Baseball America, entering 2010...2008: Began season with Beloit...transferred to Rookie-Level Elizabethton, June 16...led team in wins and complete games...ranked fourth in Appalachian League in innings pitched and first in wins...Appalachian League Postseason All-Star...rated as having the best control in the Twins system by Baseball America, entering the 2009 season...2007: Tied for second in Appalachian League in wins...2006: Led GCL in saves and was second in appearances.

Year	Team	W-L	ERA	G	GS	CG	SH	SV	IP	H	R	ER	HR	HB	BB	SO	WP	BK	BAA
2006	GCL Twins	3- 5	2.53	19	0	0	0	10	21.1	27	8	6	1	0	5	18	1	0	.303
2007	Elizabethton	7- 1	0.93	21	0	0	0	3	38.2	20	4	4	1	2	4	51	1	0	.155
2008	Beloit	2- 1	4.24	13	0	0	0	1	17.0	19	9	8	3	1	5	15	0	0	.288
	Elizabethton	8- 3	2.55	14	14	1	0	0	74.0	70	35	21	5	6	9	63	4	0	.250
2009	Beloit	9- 8	3.21	25	24	0	0	0	146.0	131	64	52	10	13	25	107	7	2	.239
2010	GCL Twins	0- 0	0.00	2	0	0	0	0	3.1	3	3	0	0	0	1	3	0	0	.214
	Ft. Myers	0- 2	6.28	10	5	0	0	0	28.2	39	24	20	2	9	23	5	0	0	.315
Minor League Totals		29- 20	3.04	104	43	1	0	14	329.0	309	147	111	22	24	58	280	18	2	.247

Tone, Matthew Jacob (Matt) **Pitcher**

HEIGHT: 6-1 **BATS:** L **BORN:** 2/17/88 in Rochester, NY
WEIGHT: 210 **THROWS:** L **RESIDES:** Rochester, NY
SIGNED BY: Jay Weitzel **SCHOOL:** SUNY-Cortland
HOW OBTAINED: Twins' 14th round pick in 2009 First-Year Player Draft.

2006 graduate of Irondequoit High School (NY) where he was a three-year starter for the Eagles...was an All-State selection and earned Monroe County Player of the Year honors as a senior...attended SUNY-Cortland where he was a two-time Division III All-American...was chosen to the American Baseball Coaches Association All-America Second-Team as a sophomore and to the third team as a junior...was the 2008 State University of New York Athletic Conference Pitcher of the Year and a two-time First-Team All-Region honoree.

2010: Spent entire season with Single-A Beloit...led team in appearances...finished season fourth on team in strikeouts...ranked fifth in Midwest League in appearances.

Year	Team	W-L	ERA	G	GS	CG	SH	SV	IP	H	R	ER	HR	HB	BB	SO	WP	BK	BAA
2009	Elizabethton	4- 1	1.31	16	0	0	0	1	34.1	13	5	5	1	1	23	45	5	1	.119
2010	Beloit	3- 5	5.09	51	0	0	0	2	69.0	71	43	39	4	4	44	76	10	1	.265
Minor League Totals		7- 6	3.83	67	0	0	0	3	103.1	84	48	44	5	5	67	121	15	2	.223

Tonkin, Michael H. **Pitcher**

HEIGHT: 6-7 **BATS:** R **BORN:** 11/19/89 in Glendale, CA
WEIGHT: 209 **THROWS:** R **RESIDES:** Palmdale, CA
SIGNED BY: Dan Cox **SCHOOL:** Palmdale (CA) High School
HOW OBTAINED: Twins' 30th round pick in 2008 First-Year Player Draft.

Brother-in-law of outfielder Jason Kubel.

Vasquez, Jose Alberto **Pitcher**

HEIGHT: 6-1 BATS: R BORN: 3/27/91 in Santo Domingo, Dominican Republic
 WEIGHT: 170 THROWS: R RESIDES: Santo Domingo, Dominican Republic
 SIGNED BY: Fred Guerrero SCHOOL: --
 HOW OBTAINED: Signed as a non-drafted free agent, April 23, 2010.

Year	Team	W-L	ERA	G	GS	CG	SH	SV	IP	H	R	ER	HR	HB	BB	SO	WP	BK	BAA
2010	DSL Twins	0- 3	8.04	8	0	0	0	1	15.2	21	16	14	3	1	11	9	2	0	.318

Villasana, Elias Moises **Pitcher**

HEIGHT: 6-1 BATS: R BORN: 3/22/93 in Valencia, VZ
 WEIGHT: 190 THROWS: R RESIDES: Tocuyito-Carabobo, VZ
 SIGNED BY: Jose Leon SCHOOL: --
 HOW OBTAINED: Signed as a non-drafted free agent, March 27, 2010.

2010: Spent entire season in Dominican Summer League...finished second on team in earned run average.

Year	Team	W-L	ERA	G	GS	CG	SH	SV	IP	H	R	ER	HR	HB	BB	SO	WP	BK	BAA
2010	DSL Twins	1- 4	2.08	21	3	0	0	0	43.1	46	20	10	0	4	28	27	6	0	.266

Waldrop, Steven Kyle (Kyle) **Pitcher**

SEE PAGE 145

Watts, Dakota **Pitcher**

HEIGHT: 6-5 BATS: R BORN: 11/16/87 in Oroville, CA
 WEIGHT: 210 THROWS: R RESIDES: Oroville, CA
 SIGNED BY: Elliott Strankman SCHOOL: Cal State University Stanislaus
 HOW OBTAINED: Twins' 16th round pick in 2009 First-Year Player Draft.

2006 graduate of Oroville High School (CA) where he was First-Team All-League his senior year...attended Feather River College (CA) and was named First-Team All-Conference under coach Reed Peters...followed Peters to Delta College (CA) where he played the 2008 season before transferring to Cal State University Stanislaus.

2010: Began season in Single-A Beloit...transferred to Single-A Ft. Myers, July 10...transferred to Double-A New Britain, September 3...ranked as having the best fastball in the Twins system by *Baseball America*...2009: Began professional career with Rookie-Level Gulf Coast League...transferred to Single-A Ft. Myers, July 19...transferred to Elizabethton, August 6.

Year	Team	W-L	ERA	G	GS	CG	SH	SV	IP	H	R	ER	HR	HB	BB	SO	WP	BK	BAA
2009	GCL Twins	0- 0	0.00	6	0	0	0	4	9.1	1	1	0	0	0	3	10	0	1	.034
	Elizabethton	2- 0	2.70	10	0	0	0	1	13.1	9	4	4	0	0	12	12	1	0	.196
	Ft. Myers	0- 2	14.85	5	0	0	0	0	6.2	10	12	11	0	0	10	6	1	0	.370
2010	Beloit	2- 1	2.91	30	0	0	0	2	46.2	31	13	12	2	7	30	55	8	0	.193
	Ft. Myers	4- 2	3.19	17	0	0	0	6	31.0	26	11	11	2	2	12	29	2	0	.228
	New Britain	0- 0	12.27	2	0	0	0	0	3.2	4	5	5	0	0	2	5	0	0	.267
Minor League Totals		8- 5	3.50	70	0	0	0	13	110.2	81	46	43	4	9	69	117	12	1	.207

Weller, Blayne Louis Earl **Pitcher**

HEIGHT: 6-5 BATS: R BORN: 1/30/90 in Santa Barbara, CA
 WEIGHT: 210 THROWS: R RESIDES: Key West, FL
 SIGNED BY: Hector Otero SCHOOL: Key West (FL) High School
 HOW OBTAINED: Twins' 14th round pick in 2008 First-Year Player Draft.

2010: Spent entire season with Rookie-Level Elizabethton...led team in games started and finished second in innings pitched...2009: Spent entire season with Rookie-Level Gulf Coast League Twins...finished 10th in GCL in ERA...tied for team lead in starts and second in innings and wins.

Year	Team	W-L	ERA	G	GS	CG	SH	SV	IP	H	R	ER	HR	HB	BB	SO	WP	BK	BAA
2008	GCL Twins	0- 0	0.00	1	0	0	0	0	1.0	2	0	0	0	0	1	0	0	0	.500
2009	GCL Twins	5- 1	1.58	11	10	0	0	0	57.0	46	12	10	1	4	8	49	4	0	.216
2010	Elizabethton	3- 6	4.57	13	13	0	0	0	65.0	82	41	33	4	7	16	55	4	0	.307
Minor League Totals		8- 7	3.15	25	23	0	0	0	123.0	130	53	43	5	11	24	105	8	0	.269

Williams, JaDamion M. **Shortstop**

HEIGHT: 6-1 BATS: S BORN: 11/20/90 in Laurens, SC
 WEIGHT: 180 THROWS: L RESIDES: Odessa, FL
 SIGNED BY: Billy Corrigan SCHOOL: Brooks Debartolo Collegiate High School (FL)
 HOW OBTAINED: Twins' 10th round pick in 2010 First-Year Player Draft.

Year	Team	AVG	G	AB	R	H	2B	3B	HR	RBI	SH	SF	HB	BB	SO	SB	CS	E	OBP
2010	GCL Twins	.214	37	112	8	24	4	1	1	9	2	0	0	10	43	5	1	1	.279

Williams, Reginald Eugene (Reggie) **Second Baseman**

HEIGHT: 6-2 BATS: L BORN: 11/5/88 in Beverly Hills, CA
 WEIGHT: 184 THROWS: R RESIDES: Bellflower, CA
 SIGNED BY: Dan Cox SCHOOL: Bellflower (CA) High School
 HOW OBTAINED: Twins' 4th round pick in 2007 First-Year Player Draft.

2010: Spent entire season with Single-A Beloit...2009: Began season with Rookie-Level Elizabethton...transferred to Single-A Beloit, September 5.

Year	Team	AVG	G	AB	R	H	2B	3B	HR	RBI	SH	SF	HB	BB	SO	SB	CS	E	OBP
2008	GCL Twins	.286	23	84	12	24	7	3	0	13	1	1	1	9	10	1	1	10	.358
2009	Elizabethton	.250	43	156	27	39	8	2	7	25	2	0	2	13	30	0	1	10	.316
	Beloit	.600	3	10	2	6	2	0	0	2	0	0	0	2	2	0	1	0	.667
2010	Beloit	.236	106	360	39	85	19	4	6	53	9	3	4	31	76	7	14	24	.302
Minor League Totals		.252	175	610	80	154	36	9	13	93	12	4	7	55	118	8	17	44	.320

Wimmers, Alexander Michael (Alex)**Pitcher****HEIGHT:** 6-2**BATS:** L**BORN:** 11/1/88 in Cincinnati, OH**WEIGHT:** 205**THROWS:** R**RESIDES:** Cincinnati, OH**SIGNED BY:** Jay Weitzel**SCHOOL:** Ohio State University**HOW OBTAINED:** Twins' 1st round pick in 2010 First-Year Player Draft.

2010: Began professional career with Single-A Ft. Myers...named Florida State League Pitcher of the Week, August 30...ranked seventh-best prospect in the Twins organization by *Baseball America*.

Year	Team	W-L	ERA	G	GS	CG	SH	SV	IP	H	R	ER	HR	HB	BB	SO	WP	BK	BAA
2010	Ft. Myers	2-0	0.57	4	4	0	0	0	15.2	6	1	1	0	0	5	23	0	0	.113

**TOP PROSPECTS**

Pitcher Alex Wimmers was the Twins' 1st round pick in the 2010 First-Year Player draft and was named the seventh best prospect in the organization by *Baseball America*.

Vnojoso, Jonatan**Shortstop****HEIGHT:** 5-11**BATS:** S**BORN:** 10/18/90 in Las Matas, Dominican Republic**WEIGHT:** 150**THROWS:** R**RESIDES:** Monte Plata, Dominican Republic**SIGNED BY:** Fred Guerrero**SCHOOL:** --**HOW OBTAINED:** Signed as a non-drafted free agent, July 2, 2009.

Year	Team	AVG	G	AB	R	H	2B	3B	HR	RBI	SH	SF	HB	BB	SO	SB	CS	E	OBP
2010	DSL Twins	.147	33	95	11	14	2	0	0	3	1	1	2	15	27	5	2	12	.274

Younis, Jacob John**Shortstop****HEIGHT:** 5-9**BATS:** R**BORN:** 7/10/93 in Sydney, Australia**WEIGHT:** 190**THROWS:** R**RESIDES:** Wentworthville, Australia**SIGNED BY:** Howard Guerrero**SCHOOL:** --**HOW OBTAINED:** Signed as a non-drafted free agent, May 29, 2010.

Year	Team	W-L	ERA	G	GS	CG	SH	SV	IP	H	R	ER	HR	HB	BB	SO	WP	BK	BAA
2011	Will be his first season in professional baseball.																		

Zarzuela, Ezequiel**Pitcher****HEIGHT:** 6-1**BATS:** R**BORN:** 11/18/90 in Las Matas, Dominican Republic**WEIGHT:** 170**THROWS:** R**RESIDES:** Las Matas, Dominican Republic**SIGNED BY:** Fred Guerrero**SCHOOL:** --**HOW OBTAINED:** Signed as a non-drafted free agent, March 2, 2010.

2010: Began his professional career in the Dominican Summer League, leading the team in wins.

Year	Team	W-L	ERA	G	GS	CG	SH	SV	IP	H	R	ER	HR	HB	BB	SO	WP	BK	BAA
2010	DSL Twins	7-3	2.68	12	11	0	0	0	53.2	50	23	16	0	6	20	36	2	0	.250

Zaquel, Reyson Andres**Pitcher****HEIGHT:** 5-11**BATS:** L**BORN:** 11/5/93 in Santo Domingo, Dominican Republic**WEIGHT:** 175**THROWS:** L**RESIDES:** Pantoja, Santo Domingo, Dominican Republic**SIGNED BY:** Fred Guerrero**SCHOOL:** --**HOW OBTAINED:** Signed as a non-drafted free agent, July 2, 2010.

Year	Team	W-L	ERA	G	GS	CG	SH	SV	IP	H	R	ER	HR	HB	BB	SO	WP	BK	BAA
2011	Will be his first season in professional baseball.																		

KEEP CLIMBING



BUILDING A BETTER AIRLINE, NOT JUST A BIGGER ONE.

MORE FLIGHTS. MORE DESTINATIONS.
MORE WORK TO BE DONE.



OFFICIAL AIRLINE OF
THE MINNESOTA TWINS



DELTA.COM



MISCELLANEOUS



MINNESOTA TWINS IN THE COMMUNITY

The players, coaches, former players and employees of the Minnesota Twins support nonprofit organizations throughout the Upper Midwest and Southwest Florida. Through in-kind and cash donations, player appearances, and promotional support, the Twins help raise needed funds for charity.



EXPECT MORE.
PAY LESS.®



MINNESOTA TWINS COMMUNITY SUPPORT

- **Twins Players** » Raise funds for charities with events like TwinsFest, Michael and Claudia Cuddyer's Celebrity Waiter Dinner, Justin and Krista Morneau's Casino Night, Joe Mauer's Golf Tournament, as well as hospital and school visits and community events.
- **Former Players** » Kent Hrbek, Harmon Killebrew, Rod Carew, Tony Oliva, Bert Blyleven and others raise funds for charities through their events and appearances.
- **Educational Programs** » Programs such as Perfect Attendance - Perfect Game, Father of the Year Essay Contest, and partnerships with Athletes Committed to Educating Students (ACES) and Project Success.
- **Home Game to End Homelessness** » Fundraisers for local shelters and partnerships with People Serving People, Common Bond, Heading Home MN, Salvation Army Harbor Light and Mary's Place.
- **Youth Recreation/Healthy Living** » Programs such as the Hennepin County Step-to-it Challenge, Boys and Girls Clubs of the Twin Cities and Courage Center and the "Rolling Twins".
- **In-Kind Giving** » More than 4,500 auctions and fundraisers donated to in 2010 (tickets, autographs, game experience, etc).



MINNESOTA TWINS IN THE COMMUNITY

2011 TWINS COMMUNITY FUND PROGRAMS

The Minnesota Twins Community Fund was chartered as an independent public charity in 1991 to lead the team's community work. The Fund's mission is:

"To enrich local and regional communities by providing resources for the healthy development of children and families through an association with baseball, softball and the Minnesota Twins."

The work of the Twins Community Fund is made possible by the generous support of the Minnesota Twins Baseball Club, our corporate partners Target, US Bank, Best Buy, Treasure Island Resort and Casino, Delta Airlines, Twins players and especially Twins fans.

Recreation Programs

- Fields for Kids grants renovate or construct youth baseball and softball fields.
- Twins Youth Clinics provide free youth baseball and softball instruction.
- Play Ball! Minnesota is a collaboration of youth baseball and softball organizers working together to promote and improve baseball and softball (www.playballmn.com).
- Reviving Baseball in Inner Cities (R.B.I.) organize summeryouth baseball and softball programs in Minneapolis and St. Paul.
- R.B.I. Academy provides baseball and softball skills training for R.B.I. participants.
- R.B.I. Regional Tournament gives three Twins R.B.I. teams the opportunity to participate in the R.B.I. Midwest Regional Tournament.
- Tournament Grants assist regional and national youth baseball and softball tournaments.
- Summer Baseball/Softball Camp Scholarships provide economically disadvantaged youth the opportunity to attend summer baseball/softball advanced instructional camps.
- Competitive youth baseball and softball grants assist teams that compete in American Legion, Babe Ruth and Mickey Mantle programs.
- Youth Coaching Grants provide funds to pay college or high school students to coach or administer youth teams.

Education Programs

- Diamonds & Dreams Scholarship Program provides \$2,000 in financial assistance to high school seniors in their pursuit of post-secondary education.

Recognition Program

- Carl R. Pohlad Award recognizes the outstanding community involvement and on-field performance of a current Twins player or coach each season.
- Kirby Puckett Award recognizes a Twins alumni player or coach who best exemplifies Kirby's legacy of community service and involvement.

Ticket Donation Program

- TwinsCare donates Twins home game tickets to economically disadvantaged families and youth.

Major Fundraising Events/Initiatives

- TwinsFest (January 28-30, 2011)
- Twins Welcome Home Luncheon (April 16, 2010)
- Twins Community Fund In-Stadium Auctions
- Twins Community Fund "Split the Pot" Raffle



COMMUNITY FUND

The Heart of Twins Territory



The Minnesota Twins Community Fund is governed by a board of directors comprised of a majority of members from the Upper Midwest. 2011 board members are:

Community Members

Duane Arens - Connexus Energy
Paul Asao - Red Ball Marketing
Kris Compton - Alerus Financial
Mark Dienhart - Chair, University of St. Thomas
Sharon Euerle - Minnesota Interscholastic Athletic Administrators Association
David Goldstein - Littler Mendelson
Annamarie Hill-Kleinhans - Indian Affairs Council
Robert Jasper - Dorsey and Whitney

Jay Kim - Dorsey and Whitney
Tink Larson - Minnesota State High School Coaches Association
Tom Larson - Toro Company
Lynn Littlejohn - Mortenson Construction
Kevin Merkle - Minnesota State High School League
Duane Reed - Cargill, retired
Carol Rodgers - Carol Rodgers and Associates, Inc.


Institutional Members

Michael Cuddyer - Twins Player
Mark Shindele - Target Corporation
Dave St. Peter - Minnesota Twins

Gene Larkin - Former Minnesota Twins Player
Elliot Jaffee - US Bank

For more information about the Twins Community Fund or a program, please visit www.twinsbaseball.com or call 800-33-TWINS.


TWINS' RETIRED NUMBERS



3 HARMON KILLEBREW

One of the greatest home run hitters of all time, Harmon Killebrew will forever be remembered by Twins fans as the "Killer" for his prolific clouts. A member of the Twins from their inaugural Minnesota season in 1961, Killebrew hit 573 career home runs, 475 of them in his 14 seasons with the Twins, and ranks 11th on the all-time home run list and third (behind Babe Ruth and Alex Rodriguez) in American League history. He hit over 40 home runs on eight occasions and 30-or-more 10 times while driving in 100-plus runs nine times.

Killebrew was the American League's Most Valuable Player in 1969 when he hit 49 home runs with an amazing 140 rbi and 145 walks, all team records that still stand. He was elected to the Baseball Hall of Fame in 1984, the first Twin to receive that honor. He had his number 3 formally retired May 4, 1975, was selected to the Twins' 25th Anniversary Team in 1986 and 40th Season Anniversary All-Time Team in 2000. He was inducted into the Twins Hall of Fame on August 12, 2000 and named one of the "50 Greatest Twins" in 2010.




29 ROD CAREW

No Twins fan will ever forget the graceful power of Rod Carew's hitting stroke. Nor will any baseball enthusiast ever forget the summer of 1977, when Carew made his determined run at the untouchable .400 mark, because, just as Killebrew embodied the power of the game, Carew represented its finesse. He was a career .328 hitter over his 19 major league seasons and was the winner of seven American League batting titles, all during his twelve years with Minnesota. Carew hit .300 or better 15 consecutive seasons and finished his career with 3,053 hits, which places him 22nd among the all-time hit leaders and makes him one of only 27 players to collect 3,000 or more career hits.

Carew, who won his only American League Most Valuable Player award in 1977 when he finished with a .388 average, was elected to the Baseball Hall of Fame on the first ballot in 1991. He had his number 29 retired July 19, 1987, and was selected to the Twins' 25th Anniversary Team in 1986, and

the 40th Season Anniversary All-Time Team in 2000. He was inducted into the Twins Hall of Fame on August 12, 2000 and was named one of the "50 Greatest Twins" in 2010.




6 TONY OLIVA

Pedro 'Tony' Oliva Jr., or 'Tony-O' to those who followed his 24-year career as a Twins' player and coach, was a man who seemed to excel in all aspects of the game. He could hit for power and average, run, field and throw, and his versatility made him one of the most feared hitters of his day.

Tony-O collected 1,917 hits and retired with a .304 career average. He is the only player to win batting titles in his first two seasons and was the winner of three in his 15-year career, which still stands as the club's longevity mark. His prowess as a hitter was demonstrated in the fact that he led the league in hits five times, and his 220 career home runs rank third all-time among Twins. If not for knee problems which cut his career short, Oliva would have been a certain choice for the National Baseball Hall of Fame.

Oliva, the 1964 American League Rookie of the Year, began his coaching career in 1976. He now works as a hitting instructor in the Twins' minor league system and scouts for the club. He had his number 6 retired July 14, 1991, and was selected to the Twins' 25th Anniversary Team in 1986 and the 40th Season Anniversary All-Time Team in 2000. He was inducted into the Twins Hall of Fame on August 12, 2000, and was named one of the "50 Greatest Twins" in 2010.



14 KENT HRBEK

Kent Hrbek grew up in the shadows of Metropolitan Stadium in Bloomington and was destined to become a Minnesota Twin. The big kid had more fun than most and treated Twins fans to much excitement from the day he donned a Twins uniform. From the time he homered in the 12th inning at Yankee Stadium to give the Twins a win on August 24, 1981, until the last game of his career, August 10, 1994, when he came up with the bases loaded three times against Boston as the fans were on their feet every at-bat.

Hrbek, who was runner-up to Cal Ripken for American League Rookie of the Year in 1982, made his only All-Star appearance that season. He was most appreciated by his teammates and Twins' fans for his upper-deck power and agility and for being one of the best ever to play first base. He is among club leaders in nearly every offensive category, but may be best remembered for his Game Six grand slam in the 1987 World Series, or for his tag of Atlanta's Ron Gant in Game Two of the 1991 World Series. He had his number 14 formally retired August 13, 1995 and was selected to the Twins' 40th Season Anniversary All-Time Team in 2000. He was inducted into the Twins Hall of Fame on August 12, 2000, was selected to the All-Metrodome team in 2009 and named one of the "50 Greatest Twins" in 2010.

TWINS' RETIRED NUMBERS




34 KIRBY PUCKETT

Considered by most to be the greatest Twin, 'Puck' was baseball's jewel for 12 incredible seasons. He was a hero from day one, when he became the ninth player in history to collect four hits in his first game, May 8, 1984 at California. The dramatic entrance proved to be just the first of many heroic performances leading up to his shining moment on October 26, 1991, during Game Six of the World Series versus Atlanta. He went 3 for 4, robbed Ron Gant of an extra-base hit and became the ninth player to end a World Series with a home run on the final pitch, off Charlie Leibbrandt, in the 11th inning to force a seventh game.

The 10-time All-Star, 6-time Gold Glove Award winner and 5-time Silver Slugger Award winner had his career cut short when he awoke with blurred vision caused by glaucoma on the morning of March 28, 1996. He was later forced to announce his retirement due to irreversible damage to the retina in his right eye on July 12. He retired as the Twins' all-time leader in hits (2,304), doubles (414), total bases (3,453), at-bats (7,244) and runs (1,071).

Puckett is also one of the game's greatest community leaders and was given Major League Baseball's Roberto Clemente Man of the Year Award in 1996. He was elected to the Baseball Hall of Fame on the first ballot in 2001, becoming the third-youngest living electee in baseball history (behind Sandy Koufax and Lou Gehrig). He had his number 34 formally retired May 25, 1997 and was selected to the Twins' 40th Season Anniversary All-Time Team in 2000. He was inducted into the Twins Hall of Fame on August 12, 2000, was selected to the All-Metrodome team in 2009, and named one of the "50 Greatest Twins" in 2010.



28 BERT BLYLEVEN

After breaking into the big leagues at the age of 19, Blyleven would go on to pitch 11 of his 22 Major League seasons with the Twins (1970-76 and 1985-88). His knee-buckling curve ball, competitive drive and his knack for being the clubhouse "prankster" are only a few reasons why Blyleven had a successful career.

Blyleven was named the 1970 American League Rookie Pitcher of the Year and was selected to the American League All-Star Team in 1973 and 1985. He finished his Twins career with a record of 149-138, with a 3.28 ERA. His 2,035 strikeouts are the most in Twins history, while his 149 wins rank second.

The winner of two World Series Championships (1979 with Pittsburgh and 1987 with Minnesota), Blyleven ranks fifth on the Major League Baseball's all-time strikeouts list with 3,701.

His number 28 will formally be retired July 16, 2011, becoming the first Twins pitcher to have his number retired. Blyleven was selected to the Twins' 40th Season Anniversary All-Time Team in 2000.

He was inducted into the Twins Hall of Fame in 2001, was selected to the All-Metrodome team in 2009, and named one of the "50 Greatest Twins" in 2010. Blyleven was elected to the Baseball Hall of Fame in 2011, and will become the first Hall of Famer born in the Netherlands. He will be inducted into the National Baseball Hall of Fame in Cooperstown, NY on July 24, 2011.



42 JACKIE ROBINSON

Jackie Robinson broke baseball's color barrier when Branch Rickey brought him up to the Brooklyn Dodgers in 1947. He brought a dynamic style of play to the game and terrorized the base paths. Robinson also proved to be an excellent hitter and a superb defensive infielder. He was voted the National League MVP in 1949 when he hit a league-leading .342 and drove in 124 runs. He batted .311 in his 10-year career and set several fielding records for second basemen.

In conjunction with the 50th anniversary celebration of Robinson breaking baseball's color barrier, Commissioner Bud Selig announced on April 15, 1997 at Shea Stadium that Major League Baseball will retire his uniform number 42 in perpetuity. The Minnesota Twins officially retired his number on May 23, 1997.

CAREER STATS FOR RETIRED NUMBERED PLAYERS

Player	AVG	G	AB	R	H	2B	3B	HR	RBI
Killebrew	.256	2435	8147	1283	2086	290	24	573	1584
Carew	.328	2469	9315	1424	3053	445	112	92	1015
Oliva	.304	1676	6301	870	1917	329	48	220	947
Hrbek	.282	1747	6192	903	1749	312	18	293	1086
Puckett	.318	1783	7244	1071	2304	414	57	207	1085
	W-L	ERA	G	IP	H	R	ER	BB	SO
Blyleven	287-250	3.31	692	4970.0	4632	2029	1830	1322	3701

MINNESOTA TWINS HALL OF FAME

The Minnesota Twins Hall of Fame, which honors players, coaches and off-field personnel who have contributed to the organization's growth and success since the Twin Cities broke into the major leagues in 1961, was created as part of the club's 40th Season Celebration in 2000.

The inaugural class of Twins Hall of Famers, inducted on August 12, 2000, included Harmon Killebrew, Rod Carew, Tony Oliva, Kent Hrbek, Kirby Puckett and Calvin Griffith. The 2001 class included Herb Carneal and Jim Kaat while Bert Blyleven and Tom Kelly were inducted in 2002. Bob Allison and Bob Casey were inductees for 2003, Earl Battey was honored in 2004, Carl Pohlad and Frank Viola in 2005, Zoilo Versalles in 2006, Gary Gaetti and Jim Rantz in 2007, Rick Aguilera in 2008, Brad Radke and George Brophy in 2009, Greg Gagne in 2010 and Jim Perry in 2011.

At right is the criteria for the Minnesota Twins Hall of Fame.

Player – Service time of three seasons and a two-year waiting period following retirement from Major League Baseball. Voting is conducted by a 56-member committee, which includes the fan vote as one “member”. The highest vote getter (with at least 50%) is elected, with a second candidate gaining election if they also receive 75% of the vote. No more than two players will be elected per year.

Non-Player – Will be elected in odd-numbered years by a 17-member veterans committee consisting of all living Twins Hall of Fame members, Twins front office personnel, and local Twins historians. Those eligible to be voted into the Twins Hall of Fame via the Veterans Committee balloting include owners, managers, coaches, scouts, broadcasters, media and front office personnel. The highest vote getter is elected (with at least 50%), with a second candidate gaining election if they also receive 75% of the vote.

CLASS OF 2000

Harmon Killebrew

First Baseman, 1961-74 (see page 372)

Rod Carew

Second Baseman, 1967-78 (see page 372)

Tony Oliva

Outfield, 1962-76 (see page 372)

Kent Hrbek

First Baseman, 1981-94 (see page 372)

Kirby Puckett

Outfield, 1984-95 (see page 373)



CALVIN GRIFFITH

PRESIDENT & PRINCIPAL OWNER, 1961-83

Griffith was instrumental in bringing Major League Baseball to the state of Minnesota. He moved the Washington Senators to the Twin Cities for the 1961 season, providing Minnesota with their first Major League Baseball team.

In his 24 seasons as president and principal owner, the Twins were 1,930-1,887 with three American League West Division championships (1965, '69 and '70), one American League pennant (1965), and one All-Star Game (1965) while attracting 25,664,104 fans.

Griffith was involved in baseball for over 60 years and was known not only for his keen eye of baseball talent, but his deep passion for the game. He was a member of the inaugural class of the Twins Hall of Fame, inducted on August 12, 2000. Griffith passed away from complications from a kidney infection on October 20, 1999. He was memorialized in the Metrodome with a row of seats from Metropolitan Stadium. “Calvin’s” seats host underprivileged families at every Twins home game.

CLASS OF 2001



HERB CARNEAL

RADIO BROADCASTER, 1962-2006

The dean of American League radio broadcasters, Carneal was a broadcaster of Twins' games for 44 years. He was the 1996 recipient of the Ford C. Frick Award, the highest honor given to a baseball broadcaster, which is presented annually to broadcasters who make major contributions to baseball and its fans.

Hired away from the Baltimore Orioles in 1961, where he was part of the play-by-play team for five years, Carneal was behind the microphone for all but the first of the Twins' first 45 seasons in Minnesota.

Carneal passed away on April 1, 2007.




JIM KAAT

LEFTHANDED PITCHER, 1961-1973

Kaat spent 13 of his 25 major league seasons with the Twins, and won 10 or more games for the Twins in every season except his first (1961), when he won nine games. Kaat's best season in his career came in 1966 when he was selected to his second of three career All-Star appearances ('62 and '75). He finished the season 25-13 with a 2.75 ERA, leading the league in games started, wins, innings pitched and complete games. Kaat won 16 consecutive Rawlings Gold Gloves from 1962-77.

Kaat pitched in the postseason in two separate years for the Twins, the 1965 World Series and the 1970 American League Championship Series. He is the Twins All-Time leader in wins (189), games started (422) and innings pitched (2959.1) and is second in complete games (133), shutouts (23) and strikeouts (1824). Kaat was also selected lefthanded pitcher on the Twins' 25th Anniversary Team in 1986 and on the Twins' 40th Season Anniversary All-Time Team in 2000. In 2010, he was named one of the "50 Greatest Twins".




BERT BLYLEVEN

RIGHTHANDED PITCHER, 1970-76 & 1985-88

A third round pick by the Twins in the 1969 draft, Blyleven spent 11 years with the Twins' (1970-76 and '85-88) during his 22-year career. The two-time All-Star (1973 and '85) led the league in innings pitched in back-to-back years (1985-'86) and also led the league in shutouts on three occasions (1973, '85, '89).

Blyleven pitched in three League Championship Series - 1970 and '87 with the Twins and 1979 with Pittsburgh, along with two World Series - 1979 and '87. He is the Twins' All-Time leader in complete games (141), shutouts (29) and strikeouts (2,035), and is second in wins (149) and innings pitched (2566.1). He is fifth on Major League Baseball's All-Time list in strikeouts (3,701). Blyleven, along with Jim Perry and Camilo Pascual, were selected as righthanded pitchers on the Twins' 40th Season Anniversary All-Time Team in 2000. He was named one of the "50 Greatest Twins" in 2010 and was elected into the National Baseball Hall of Fame on January 5, 2011 and will be inducted on July 24, 2011 in Cooperstown, NY.



TOM KELLY

MANAGER, 1986-2001

"TK" took over the managerial duties for the Twins on September 12, 1986. In his first full season (1987) as the skipper, he led the Twins to their first World Series Championship. It was the first time in major league history that a team went from last place one season to World Champions the next.


Kelly had a managerial record of 1140-1244, which places him first on the Twins' All-Time list in wins and games managed. At the time of his retirement after the 2001 season, Kelly was the longest tenured manager/coach in all of major sports. Kelly was selected manager on the Twins' 40th Season Anniversary All-Time Team in 2000 and one of the "50 Greatest Twins" in 2010.

Figuring the Magic Number



To determine a team's "magic number" in the pennant race, compute the number of games remaining, add one, then subtract the number of games ahead in the loss column of the standings of the closest opponent.

CLASS OF 2003



BOB ALLISON

OUTFIELDER, 1961-70

Allison was the American League Rookie of the Year and an All-Star while beginning his career with the Washington Senators in 1959. He continued his success in the major leagues when the Senators moved to Minnesota in 1961. Allison will be remembered most by Twins' fans for his diving catch in Game 2 of the 1965 World Series. He was also selected to the All-Star team in the 1963 and '64 seasons. Allison was also selected as the left-fielder on the Twins' 25th Anniversary Team in 1986, as an outfielder on the

Twins' 40th Season Anniversary All-Time Team in 2000 and as one of the "50 Greatest Twins" in 2010.

Allison passed away after a long battle with Ataxia in 1995.



BOB CASEY

PUBLIC ADDRESS ANNOUNCER, 1961-2004

The only public address announcer the team had ever known, Casey was a part of the Twins since the move from Washington in 1961. With his voice being a fixture for Twins' fans, he exuded enthusiasm and excitement game after game, year after year. From the first pitch at Metropolitan Stadium in 1961 to his final game in 2004, Casey was the man behind the microphone.

Casey passed away in 2005 from complications with liver cancer.

CLASS OF 2004



EARL BATTEY

CATCHER, 1961-67

Battey spent parts of 13 seasons in the big leagues including seven with the Minnesota Twins from 1961-67. In his seven seasons as a Twin, he batted .278 (768-2762) with 76 home runs and 350 rbi in 853 games. He was instrumental in the Twins 1965 World Series appearance vs. the Los Angeles Dodgers, batting .297 in 131 games during the season.

Battey's numerous accolades include four All-Star appearances (1962, '63, '65 and '66), three Gold Glove Awards as a catcher (1960, '61 and '62), three top ten American League MVP Award finishes (1960, '63 and '65) and the 1963 Calvin R. Griffith Award as Most Valuable Twin. Battey was also selected catcher on the Twins' 25th Anniversary Team in 1986 and on the Twins' 40th Season Anniversary All-Time Team in 2000, and as one of the "50 Greatest Twins" in 2010.

Battey passed away in 2003 from complications with cancer.

CLASS OF 2005



CARL R. POHLAD

OWNER, 1984-2009

With the franchise facing a possible move out of state, Pohlad purchased the Twins in 1984. He was motivated by a sense of community responsibility and a feeling that major league sports, particularly baseball, are important assets that contribute to the quality of life in the community.

Pohlad enjoyed great success upon taking ownership of the Twins by providing leadership that resulted in two World Series Championships in 1987 and '91 and back-to-back-to-back American League Central Division Championships from 2002-04.

The on-field success of the franchise was largely due to Pohlad's ability to build and manage an exceptional baseball organization with a strong emphasis on player development. In addition, the Pohlad family has given millions of dollars and countless hours of their time back to the community and region through programs in the Twins Community Fund and the Carl and Eloise Pohlad Family Foundation.



FRANK VIOLA


LEFTHANDED PITCHER, 1982-89

"Sweet Music" was a mainstay in the Twins starting rotation from 1982-89, winning at least 16 games per season from 1984-88 and helping the Twins to their first World Series Championship in 1987.

Viola was named 1987 World Series MVP, posting wins in Games 1 and 7 and had his finest individual season in 1988 when he posted a 24-7 record and a 2.64 ERA to earn American League Cy Young Award honors.

Viola ranks among the top ten in several Twins all-time pitching categories, including wins (112, 5th), games started (259, 4th), complete games (54, 6th), shutouts (10, tied for 7th), innings pitched (1,772.2, 5th), and strikeouts (1,214, 5th). Viola was named an American League All-Star in 1988, was selected along with Jim Kaat as lefthanded pitchers on the Twins' 40th Season Anniversary All-Time Team in 2000, and was named one of the "50 Greatest Twins" in 2010.

CLASS OF 2006



ZOILO VERSALLES

SHORTSTOP, 1961-67

Zoilo Versalles led the Twins to their first World Series appearance in 1965. He was a slick-fielding shortstop through his seven seasons (1961-67) as a Twin, winning the American League MVP award in 1965 when he hit .273 with 19 home runs and a career-high 77 rbi. Versalles also earned the second of two Rawlings Gold Glove Awards in 1965, and made the second of his two All-Star Game appearances.

In 1965, Versalles led the American League in runs (126), total bases (308), doubles (45), triples (12), and extra-base hits (76). He spent 12 seasons in the Major Leagues, playing in 1,400 games with Washington (1959-60), Minnesota (1961-67), Los Angeles Dodgers (1968), Cleveland (1969), Washington Senators (1969) and Atlanta (1971). Versalles was named one of the "50 Greatest Twins" in 2010.

CLASS OF 2007



GARY GAETTI

THIRD BASE, 1981-90

Gaetti, a four-time Rawlings Gold Glove third baseman (1986-1989), played 10 seasons for the Twins from 1981-1990 and was the Opening Day third baseman nine consecutive years (1982-90). Gaetti helped guide the Twins to their first World Championship in 1987 as he hit 31 homers and drove in a team-high 109 runs.

During the 1987 ALCS against Detroit, Gaetti hit .300 (6-for-20) with two home runs, five RBI and was named the Series MVP. A two-time American League All-Star, Gaetti ranks sixth in doubles (252), fifth in RBI (758), sixth in games (1361), at-bats (4989), hits (1276), home runs (201) and total bases (2181), and eighth in runs scored (646) on the Twins All-Time lists, while his .977 fielding percentage in 1988 is still the highest single season percentage by a Twins third baseman.

Gaetti spent 20 seasons in the Major Leagues, playing in 2,507 games with Minnesota (1981-90), California (1991-93), Kansas City (1993-95), St. Louis (1996-98), Chicago Cubs (1998-99) and Boston (2000). He was named one of the "50 Greatest Twins" in 2010.



JIM RANTZ

PITCHER, MANAGER & FRONT OFFICE, 1961-PRESENT

See complete bio on page 309.

CLASS OF 2008



RICK AGUILERA

RIGHTHANDED PITCHER, 1989-95 & 1996-99

Aguilera, a three-time All-Star pitcher (1991-93), played in parts of 11 seasons for the Twins from 1989-95 and 1996-99 and holds the franchise record with 254 saves. Aguilera helped guide the Twins to their second World Championship in 1991, as he posted a 2.35 ERA while recording 42 saves in 63 games. During the 1991 ALCS, "Aggie" recorded a save in each of the Twins three wins, including the decisive Game 5. He allowed just one hit in 3.1 scoreless innings during the series.

Aguilera recorded a career-high 42 saves in 1991, which ranked third in the American League, and he recorded 30-or-more saves in five seasons with the Twins. Along with being the Twins All-Time saves leader, Aguilera ranks second All-Time with 490 career appearances.

He spent 16 seasons in the Major Leagues, appearing in 732 games (89 starts) with the New York Mets (1985-89), Minnesota, Boston (1995) and the Chicago Cubs (2000). Aguilera's 318 career saves rank 15th on Major League Baseball's All-Time saves list (entering the 2011 season). He was named one of the "50 Greatest Twins" in 2010.

CLASS OF 2009



BRAD RADKE

RIGHTHANDED PITCHER, 1995-2006

Radke, who was originally drafted in the eighth round of the 1991 First-Year Player Draft, played his entire career with the Twins (1995-2006) and was the Opening Day starter nine times, including seven consecutive seasons from 1999-2005. Radke won 11 games in his rookie campaign in 1995 and won a career-high 20 games in 1997. He was named the American League Pitcher of the Month two times in his career, including July of 1997 when he went 6-0 with a 1.57 ERA and again in April of 2001 when he posted a 6-0 record with a 2.23 ERA.

The Wisconsin native, who was named to the 1998 American League All-Star team, ranks second on the Twins all-time list in starts (377), third in wins (148), strikeouts (1467) and innings pitched (2451.0) and seventh in games (378). Radke had a career 4.22 ERA and went 2-3 with a 3.60 ERA in six postseason starts, including going 2-0 in the 2002 Division Series vs. Oakland. He was named one of the "50 Greatest Twins" in 2010.



GEORGE BROPHY

FRONT OFFICE, 1961-85

Brophy was an original member of the Twins organization in 1961. When the Twins replaced the Class AAA Minneapolis Millers and the St. Paul Saints as the featured team in Minnesota in 1961, Brophy, who was the Millers general manager, went to work for Sherrord Robertson in the minor league department. After Robertson's death in 1969, Brophy was named the Twins Vice President in October of 1970 and oversaw the Minor League Farm System and Scouting departments. Brophy held the position until 1985 when health problems triggered an early retirement from the Twins organization.

Brophy's duties included full administration of the minor league departments, including the working relationships with the Twins minor league affiliates. He was responsible for player moves at the minor league level and for the development of young talent for the Major League club. Brophy also handled contract negotiations with minor league players. In 1984, he was named the Topps' Long Meritorious Service Award winner.

Brophy, who also served as a special assignment scout for the Houston Astros before he retired in 1996, passed away in 1998 at the age of 72 from complications stemming from aplastic anemia.

CLASS OF 2010



GREG GAGNE


SHORTSTOP, 1983-92

Gagne, who was originally drafted in the fifth round of the 1979 First-Year Player Draft by the New York Yankees, was traded to Minnesota in April of 1982 and debuted with the Twins the following season. The 15-year veteran played 10 seasons with the Twins (1983-1992) and became the Twins everyday shortstop in 1985. Gagne appeared in 1,140 games for the Twins, while posting a .980 career fielding percentage as the Twins shortstop.

The Massachusetts native was a member of both 1987 and 1991 World Championship teams and did not commit an error in 37 total chances during the seven-game series vs. Atlanta in the 1991 World Series. In Game 1 of that series, Gagne helped guide the Twins to a 5-2 victory with a three-run home run in the fifth inning off Braves starter Charlie Leibrandt.

In 2009, Gagne, was named to the Twins All-Metrodome Team commemorating the Twins era from 1982-2009, and was named one of the "50 Greatest Twins" in 2010.

CLASS OF 2011



JIM PERRY

RIGHTHANDED PITCHER, 1963-72

Perry played 17 season in the Major Leagues, including 10 with the Twins from 1963-72. He made back-to-back All-Star appearances in 1970 and 1971, and won the American League Cy Young Award in 1970, leading the league with 24 wins and 40 starts. He became the first Twin to win the award after going 24-12 with a 3.04 ERA, striking out 168 in 278.2 innings pitched.

He went 128-90 with a 3.15 ERA during his time with the Twins. Perry ranks fourth on the Twins All-Time list in wins and innings pitched (1883.1), is fifth in starts (249) and complete games (61), and sixth in strikeouts (1025). His 3.15 ERA ranks first among Twins with a minimum of 1000.0 innings pitched. He posted double-digit victories in six of his 10 season with the Twins, including three consecutive seasons of 17-plus wins from 1969-71. The North Carolina native went 12-7 with a 2.63 ERA in 1965, guiding the Twins to their first World Series appearance. He was named to the 40th Anniversary All-Time Team in 2000 and one of the "50 Greatest Twins" in 2010.

Perry pitched in 630 games at the Major League level from 1959-75, playing for the Cleveland Indians, Minnesota Twins, Detroit Tigers and Oakland Athletics. Born in 1935, Perry becomes the oldest living member of the Twins Hall of Fame. His brother, Gaylord, was inducted into the National Baseball Hall of Fame in 1991.



Kirby Puckett, Jr., joins Twins' Hall-of-Famers (L-R) Tony Oliva, Kent Hrbek, Rod Carew and Harmon Killebrew, on the field prior to the first pitch on Opening Day, April 12, 2010 at Target Field.

FRANCHISE RECORDS

1901-2010

The history of the Minnesota Twins franchise dates back to the year 1901 when, as the Washington Senators, they were born as one of the eight original franchises in the American League. For sixty years, the Senators played baseball in our nation's capital, winning one World Championship and three American League pennants, while adding Hall of Fame players like Walter Johnson, Sam Rice and Goose Goslin to the rich history of America's game.

In 1961, owner Calvin Griffith moved the Senators from Washington, DC, to Minnesota where a new chapter has been

written, one more impressive than the first. In the 50 years since, the Minnesota Twins have won two World Championships, three American League pennants, and made 11 playoff appearances. It is here that players like Killebrew, Kaat, Carew, Blyleven, Hrbek, and Puckett have been able to weave their own names into history, not only for the franchise, but for the game.

The records and All-Time Top Ten Lists below recognize this history by including the statistics of the Washington Senators of 1901-1960, as their history is our history, and any franchise history without them would be incomplete.

INDIVIDUAL SEASON RECORDS (1901-2010)

BATTING AND BASE-RUNNING

Average.....	388, Carew, 1977
Games.....	+164, Tovar, 1967
Plate App.....	744, Puckett, 1985
At-Bats.....	691, Puckett, 1985
Runs.....	140, Knoblauch, 1996
Hits.....	239, Carew, 1977
Extra-Base Hits.....	84, Oliva, 1964
Total Bases.....	374, Oliva, 1964
Slugging Pct.....	.614, Goslin, 1928
Singles.....	182, Rice, 1925
Doubles.....	51, Vernon, 1946
Triples.....	20, Goslin, 1925
	Guzman, 2000
HR, RH.....	49, Killebrew, 1964, '69
HR, LH.....	34, Hrbek, 1987
	Morneau, 2006
HR, 1st Year.....	33, Hall, 1963
HR, Home.....	29, Killebrew, 1961
HR, Road.....	28, Killebrew, 1962

Grand-Slams.....	3, Allison, 1961
	Carew, 1976
	Hrbek, 1985
	Puckett, 1992
	Hunter, 2007
RBI.....	140, Killebrew, 1969
Walks.....	151, Yost, 1956
Hit-by-Pitcher.....	24, Eiberfeld, 1911
Strikeouts.....	145, Darwin, 1972
Fewest SO.....	9 (616 ab), Rice, 1929
GDP.....	28, Killebrew, 1970
Fewest GDP.....	2 (613 ab), Tovar, 1968
Sacrifice Hits.....	36, Hill, 1905
Sacrifice Flies.....	16, Gandil, 1914
Cons. Game Hit-Strak.....	33, Manush, 1933
Stolen Bases.....	88, Milan, 1912
Caught Stealing.....	33, Milan, 1912
SB Pct.....	.929 (13-1), Ward, 1982

PITCHING

ERA.....	+1.14 (371.2 ip), Johnson, 1913
Win Pct.....	.837 (36-7), Johnson, 1913
Wins.....	36, Johnson, 1913
Relief Wins.....	17, Campbell, 1976
Losses.....	+26, Townsend, 1904
	Groom, 1909
Decisions.....	46, Johnson, 1914
Saves.....	47, Nathan, 2009
Fireman Points.....	132, Nathan, 2009
Games.....	+90, Marshall, 1979
Games Started.....	42, Kaat, 1965
	Johnson, 1910
Complete Games.....	38, Johnson, 1910
Relief App.....	*89, Marshall, 1979
Games Finished.....	*84, Marshall, 1979
Innings Pitched.....	373, Johnson, 1910

Hits.....	367, Orth, 1902
Runs.....	198, Carrick, 1901
Earned Runs.....	144, DeShong, 1937
Home Runs.....	*50, Blyleven, 1986
Strikeouts.....	313, Johnson, 1910
Walks.....	146, Newsom, 1936
Hit-Batsmen.....	20, Johnson, 1923
Wild Pitches.....	21, Johnson, 1910
Shutouts.....	11, Johnson, 1913
Shutouts Lost.....	+10, Johnson, 1909
Cons. Shutout IP.....	+55.2, Johnson, 1913
1-0 Games Won.....	+5, Johnson, 1913 & 1919
1-0 Games Lost.....	4, Johnson, 1909 & 1916
Cons. Wins.....	+16, Johnson, 1912
Cons. Losses.....	16, Felton, 1980-82
One-Season.....	13, Felton, 1982

(# — Denotes major league record; + — Denotes league record;
* — Denotes tie for league record)

TEAM SEASON RECORDS (1901-2010)

MISCELLANEOUS

Highest Win Pct. (99-53).....	.651 in 1933
Lowest Win Pct. (38-113).....	.252 in 1904
Most Cons. Wins.....	17 in 1912
Most Cons. Losses.....	18 in 1948, 1959
Most Games.....	+164 in 1967
Fewest Games.....	110 in 1981

Most Home Games.....	*84 in 1985
Most Road Games.....	83 in 1967
Most Night Games.....	117 in 1990, '91, '99
Most Night Games Won.....	70 in 1991
Most Players Used.....	46 in 1995
Fewest Players Used.....	25 in 1908, 1917

TEAM SEASON RECORDS

(1901-2010)

BATTING AND BASE-RUNNING

Highest Batting Average.....	303 in 1929	Fewest Triples.....	24 in 2004
Lowest Batting Average.....	223 in 1909	Most Home Runs.....	225 in 1963
Most At-Bats.....	5677 in 1969	Fewest Home Runs.....	4 in 1917
Fewest At-Bats.....	4472 in 1918	Most Grand-Slams.....	8 in 1961
Most Runs.....	892 in 1930	Fewest Grand-Slams.....	0 in 1968
Fewest Runs.....	+380 in 1909	Most Walks.....	690 in 1956
Most Hits.....	1633 in 1996	Fewest Walks.....	257 in 1903
Fewest Hits.....	1112 in 1909	Most Strikeouts.....	1121 in 1997
Most Extra-Base Hits.....	551 in 2002	Fewest Strikeouts.....	296 in 1902
Fewest Extra-Base Hits.....	199 in 1909	Most GDP.....	172 in 1996
Most Total Bases.....	2540 in 2003	Fewest GDP.....	93 in 1965
Highest Slugging Pct.....	437 in 2002	Most Sacrifice Hits.....	142 in 1979
Lowest Slugging Pct.....	287 in 1910	Most Sacrifice Flies.....	72 in 2008
Most Singles.....	1209 in 1935	Most Left-on-Base.....	1305 in 1935
Fewest Singles.....	914 in 1967	Fewest Left-on-Base.....	998 in 1959
Most Doubles.....	348 in 2002	Most Stolen Bases.....	287 in 1913
Fewest Doubles.....	132 in 1908	Fewest Stolen Bases.....	32 in 1963
Most Triples.....	100 in 1932	Cons. Scoreless Inns.....	+30 in 1964, '78

PITCHING

Lowest ERA.....	2.14 in 1918	Most HRs Allowed.....	233 in 1996
Highest ERA.....	5.76 in 1995	Fewest Home Runs Allowed.....	10 in 1907, 1918
Most Wins.....	102 in 1965	Most Strikeouts.....	1123 in 2004
Fewest Wins.....	38 in 1904	Fewest Strikeouts.....	300 in 1902
Most Losses.....	113 in 1904	Most Walks.....	779 in 1949
Fewest Losses.....	60 in 1965	Fewest Walks.....	284 in 1901
Most Saves.....	58 in 1970	Most Complete Games.....	137 in 1904
Most Innings-Pitched.....	1497.2 in 1969	Fewest Complete Games.....	1 in 2006
Fewest Innings-Pitched.....	1183 in 1901	Most Shutouts Won.....	25 in 1914
Most Runs Allowed.....	900 in 1996	Most Shutouts Lost.....	29 in 1909
Most Hits Allowed.....	1672 in 1935	Most 1-0 Games Won.....	#11 in 1914
Fewest Hits Allowed.....	1021 in 1918	Most 1-0 Games Lost.....	7 in 1915

FIELDING

Most Errors.....	323 in 1901	Lowest Fielding Pct.....	.936 in 1902
Fewest Errors.....	74 in 2002	Most Chances.....	6499 in 1969
Most Cons. Errorless Gms.....	12 in 2002	Fewest Chances.....	5672 in 1953
Most Passed Balls.....	40 in 1945	Most Putouts.....	4493 in 1969
Fewest Passed Balls.....	3 in 1927	Fewest Putouts.....	3944 in 1906
Most Doubleplays.....	203 in 1979	Most Assists.....	2232 in 1911
Fewest Doubleplays.....	93 in 1912	Fewest Assists.....	1422 in 2002
Highest Fielding Pct.....	987 in 2009		

(# — Major League record; * — Tie for major league record; + — Tie for league record)

ALL-TIME TOP TEN

(1901-2010)

BATTING

SINGLE SEASON

BATTING AVERAGE

388*	Rod Carew.....	1977
379*	Goose Goslin.....	1928
376	Ed Delehanty.....	1902
366+	Joe Mauer.....	2009
364*	Rod Carew.....	1974
359	Rod Carew.....	1975
359	Cecil Travis.....	1941
356	Kirby Puckett.....	1988
354	Goose Goslin.....	1926
353*	Mickey Vernon.....	1946

GAMES

164*	Cesar Tovar.....	1967
163	Harmon Killebrew.....	1967
163+	Justin Morneau.....	2008
162	Harmon Killebrew.....	1966
162	Harmon Killebrew.....	1969
162**	Roy Smalley.....	1979
162**	Gary Gaetti.....	1984
161	Tony Oliva.....	1964
161	Cesar Tovar.....	1970
161	Kirby Puckett.....	1985
161	Kirby Puckett.....	1986
161	Paul Molitor.....	1996

CAREER

BATTING AVERAGE

334	Rod Carew.....	1967-78
328	Heinie Manush.....	1930-35
327	Joe Mauer.....	2004-10
323	Sam Rice.....	1915-33
323	Goose Goslin.....	1921-30, '33, '38
318	Kirby Puckett.....	1984-95
317	John Stone.....	1934-38
314	Cecil Travis.....	1933-47
309	Shane Mack.....	1990-94
306	Brian Harper.....	1988-93

GAMES

2329	Harmon Killebrew.....	1954-74
2307	Sam Rice.....	1915-33
2084	Joe Judge.....	1915-32
1982	Clyde Milan.....	1907-22
1867	Ossie Bluege.....	1922-39
1805	Mickey Vernon.....	1939-48, '50-'55
1783	Kirby Puckett.....	1984-95
1747	Kent Hrbek.....	1981-94
1690	Eddie Yost.....	1944-58
1676	Tony Oliva.....	1962-76

ALL-TIME TOP TEN

(1901-2010)

SINGLE SEASON

AT-BATS

691*	Kirby Puckett	1985
680	Kirby Puckett	1986
672*	Tony Oliva	1964
668	Buddy Lewis	1937
666*	Zoilo Versalles	1965
660	Paul Molitor	1996
660	Doc Cramer	1941
659	Zoilo Versalles	1964
658	Heinie Manush	1933
657*	Kirby Puckett*, Cesar Tovar	1988, 1971

RUNS

140	Chuck Knoblauch	1996
128*	Rod Carew	1977
127	Joe Cronin	1930
126*	Zoilo Versalles	1970
122	Buddy Lewis	1938
121	Sam Rice	1930
121	Heinie Manush	1932
120	Cesar Tovar	1970
120	Buddy Myer	1932
119	Kirby Puckett, Sam Rice	1986, 1929

HITS

239*	Rod Carew	1977
234*	Kirby Puckett	1988
227	Sam Rice	1925
225*	Paul Molitor	1996
223	Kirby Puckett	1986
221*	Heinie Manush	1933
218*	Rod Carew	1974
218*	Cecil Travis	1941
217*	Tony Oliva	1964
216*	Sam Rice	1924, 1926

TOTAL BASES

374*	Tony Oliva	1964
365	Kirby Puckett	1986
358*	Kirby Puckett	1988
351	Rod Carew	1977
333	Kirby Puckett	1987
331	Roy Sievers	1957
331	Justin Morneau	2006
329	Goose Goslin	1925
328	Harmon Killebrew	1961
325	Heinie Manush	1932

DOUBLES

51*	Mickey Vernon	1946
50	Stan Spence	1946
47	Justin Morneau	2008
46	Marty Cordova	1996
45	Torii Hunter	2007
45*	Chuck Knoblauch	1994
45*	Kirby Puckett	1989
45**	Zoilo Versalles	1965
45	Joe Cronin	1933
44	Joe Cronin and Matt Lawton	1931 and 2000

TRIPLES

20*	Cristian Guzman	2000
20*	Goose Goslin	1925
19	Joe Cassidy	1904
19	Cecil Travis	1941
18	Howie Shanks	1921
18**	Goose Goslin	1923
18**	Sam Rice	1923
18*	Joe Cronin	1932
18	John Stone	1935
17*	Goose Goslin, Heinie Manush*	1924, 1933

CAREER

AT-BATS

8934	Sam Rice	1915-33
7835	Harmon Killebrew	1954-74
7663	Joe Judge	1915-32
7359	Clyde Milan	1907-22
7244	Kirby Puckett	1984-95
6930	Mickey Vernon	1939-48, '50-'55
6440	Ossie Bluege	1922-39
6301	Tony Oliva	1962-76
6235	Rod Carew	1967-78
6192	Kent Hrbek	1981-94

RUNS

1467	Sam Rice	1915-33
1258	Harmon Killebrew	1954-74
1154	Joe Judge	1915-32
1071	Kirby Puckett	1984-95
1037	Buddy Myer	1925-27, '29-'41
1004	Clyde Milan	1907-22
971	Eddie Yost	1944-58
956	Mickey Vernon	1939-48, '50-'55
950	Rod Carew	1967-78
903	Kent Hrbek	1981-94

HITS

2889	Sam Rice	1915-33
2304	Kirby Puckett	1984-95
2291	Joe Judge	1915-32
2100	Clyde Milan	1907-22
2085	Rod Carew	1967-78
2024	Harmon Killebrew	1954-74
1993	Mickey Vernon	1939-48, '50-'55
1917	Tony Oliva	1962-76
1828	Buddy Myer	1925-27, '29-'41
1751	Ossie Bluege	1922-39

TOTAL BASES

4026	Harmon Killebrew	1954-74
3833	Sam Rice	1915-33
3453	Kirby Puckett	1984-95
3239	Joe Judge	1915-32
3002	Tony Oliva	1962-76
2976	Kent Hrbek	1981-94
2963	Mickey Vernon	1939-48, '50-'55
2792	Rod Carew	1967-78
2601	Clyde Milan	1907-22
2579	Goose Goslin	1921-30, '33, '38

DOUBLES

478	Sam Rice	1915-33
421	Joe Judge	1915-32
414	Kirby Puckett	1984-95
391	Mickey Vernon	1939-48, '50-'55
329	Tony Oliva	1962-76
312	Kent Hrbek	1981-94
305	Rod Carew	1967-78
305	Buddy Myer	1925-27, '29-'41
289	Goose Goslin	1921-30, '33, '38
282	Eddie Yost	1944-58

TRIPLES

183	Sam Rice	1915-33
157	Joe Judge	1915-32
125	Goose Goslin	1921-30, '33, '38
113	Buddy Myer	1925-27, '29-'41
108	Mickey Vernon	1939-48, '50-'55
105	Clyde Milan	1907-22
93	Buddy Lewis	1935-49
90	Rod Carew	1967-78
87	Howie Shanks	1912-22
78	Cecil Travis	1933-47

ALL-TIME TOP TEN

(1901-2010)

SINGLE SEASON

HOME RUNS

49*	Harmon Killebrew	1964
49*	Harmon Killebrew	1969
48*	Harmon Killebrew	1962
46	Harmon Killebrew	1961
45*	Harmon Killebrew	1963
44**	Harmon Killebrew	1967
42**	Harmon Killebrew	1959
42*	Roy Sievers	1957
41	Harmon Killebrew	1970
39	Harmon Killebrew, Roy Sievers	1966, 1958

RUNS BATTED IN

140*	Harmon Killebrew	1969
130	Justin Morneau	2006
129	Justin Morneau	2008
129*	Goose Goslin	1924
126*	Harmon Killebrew	1962
126	Joe Cronin	1930
126	Joe Cronin	1931
122	Harmon Killebrew	1961
121	Kirby Puckett	1988
120	Goose Goslin	1927

WALKS

151	Eddie Yost	1956
145*	Harmon Killebrew	1969
141*	Eddie Yost	1950
131*	Harmon Killebrew	1967
131	Eddie Yost	1954
129*	Eddie Yost	1952
128	Harmon Killebrew	1970
126	Eddie Yost	1951
123	Eddie Yost	1953
114*	Harmon Killebrew	1971

STRIKEOUTS

145*	Bob Darwin	1972
142	Carlos Gomez	2008
142*	Harmon Killebrew	1962
138	Jim Lemon	1956
137*	Bob Darwin	1973
135	Harmon Killebrew	1964
130	Rich Becker	1997
129	Jacque Jones	2002
128	Larry Hisle	1973
127	*Bob Darwin and Corey Koskie	1974 and 2002

STOLEN BASES

88*	Clyde Milan	1912
75*	Clyde Milan	1913
63*	Sam Rice	1920
62	Danny Moeller	1913
62	Chuck Knoblauch	1997
61*	George Case	1943
58	Clyde Milan	1911
51*	George Case	1939
49	George Case	1944
49	Rod Carew	1976

CAREER

HOME RUNS

559	Harmon Killebrew	1954-74
293	Kent Hrbek	1981-94
256	Bob Allison	1958-70
220	Tony Oliva	1962-76
207	Kirby Puckett	1984-95
201	Gary Gaetti	1981-90
192	Torii Hunter	1997-2007
181	Justin Morneau	2003-10
180	Roy Sievers	1954-59
163	Tom Brunansky	1982-88

RUNS BATTED IN

1540	Harmon Killebrew	1954-74
1086	Kent Hrbek	1981-94
1085	Kirby Puckett	1984-95
1045	Sam Rice	1915-33
1026	Mickey Vernon	1939-48, '50-'55
1001	Joe Judge	1915-32
947	Tony Oliva	1962-76
931	Goose Goslin	1921-30, '33, '38
848	Ossie Bluege	1922-39
796	Bob Allison	1958-70

WALKS

1505	Harmon Killebrew	1954-74
1274	Eddie Yost	1944-58
943	Joe Judge	1915-32
864	Buddy Myer	1925-27, '29-'41
838	Kent Hrbek	1981-94
795	Bob Allison	1958-70
735	Mickey Vernon	1939-48, '50-'55
723	Ossie Bluege	1922-39
685	Clyde Milan	1907-22
680	Sam Rice	1915-33

STRIKEOUTS

1629	Harmon Killebrew	1954-74
1033	Bob Allison	1958-70
965	Kirby Puckett	1984-95
877	Gary Gaetti	1981-90
870	Torii Hunter	1997-2007
798	Kent Hrbek	1981-94
737	Jacque Jones	1999-2005
716	Rod Carew	1967-78
710	Jim Lemon	1954-63
710	Michael Cuddyer	2001-10

STOLEN BASES

495	Clyde Milan	1907-22
346	Sam Rice	1915-33
321	George Case	1937-45, '47
276	Chuck Knoblauch	1991-97
271	Rod Carew	1967-78
210	Joe Judge	1915-32
186	Cesar Tovar	1965-72
177	Howie Shanks	1912-22
166	Eddie Foster	1912-19
166	Bucky Harris	1919-28

PITCHING

SINGLE SEASON

WINS

36*	Walter Johnson	1913
33	Walter Johnson	1912
28*	Walter Johnson	1914
27*	Walter Johnson	1915
26*	Alvin Crowder	1932
25*	Jim Kaat	1966
25	Walter Johnson	1910
25	Walter Johnson	1911
25*	Walter Johnson	1916
25*	Walter Johnson	1916

CAREER

WINS

417	Walter Johnson	1907-27
190	Jim Kaat	1959-73
149	Bert Blyleven	1970-76, '85-'88
148	Brad Radke	1995-06
145	Camilo Pascual	1954-66
128	Jim Perry	1963-72
118	Dutch Leonard	1938-46
117	Firpo Marberry	1923-32, '36
112	Frank Viola	1982-89
105	Case Patten	1901-08

ALL-TIME TOP TEN

(1901-2010)

SINGLE SEASON

LOSSES

26*	Happy Townsend	1904
26*	Bob Groom	1909
25	Walter Johnson	1909
23	Case Patten	1904
23	Beany Jacobson	1904
22	Bill Carrick	1901
22	Case Patten	1903
22	Al Orth	1903
22	Case Patten	1905
21	Harry Harper	1919

EARNED RUN AVERAGE

1.14*	Walter Johnson	1913
1.27*	Walter Johnson	1918
1.36	Walter Johnson	1910
1.39*	Walter Johnson	1912
1.49*	Walter Johnson	1919
1.55	Walter Johnson	1915
1.65	Walter Johnson	1908
1.69	Bill Burns	1908
1.72	Walter Johnson	1914
1.90	Walter Johnson	1916

GAMES

90*	Mike Marshall	1979
83**	Eddie Guardado	1996
81	J.C. Romero	2002
79	Eddie Guardado	1998
79*	Matt Guerrier	2009
78*	Bill Campbell	1976
77	Mike Trombley	1998
77	Juan Rincon	2004
76	Matt Guerrier	2008
76	Bob Wells	1999 and 2000

GAMES STARTED

42*	Jim Kaat	1965
42*	Walter Johnson	1910
41*	Jim Kaat	1966
40*	Walter Johnson	1914
40*	Jim Perry	1970
40	Bert Blyleven	1973
40	Buddy Groom	1912
39**	Dean Chance	1967
39	Dean Chance	1968
39	Jim Perry	1971

COMPLETE GAMES

38*	Walter Johnson	1910
37	Case Patten	1904
36	Al Orth	1902
36*	Walter Johnson	1911
36*	Walter Johnson	1916
35*	Walter Johnson	1915
34	Bill Carrick	1901
34	Walter Johnson	1912
33	Case Patten	1902
33*	Walter Johnson	1914

SHUTOUTS

11*	Walter Johnson	1913
9*	Bert Blyleven	1973
9*	Walter Johnson	1914
9*	Bob Porterfield	1953
8**	Camilo Pascual	1961
8	Walter Johnson	1910
8	Walter Johnson	1917
8	Walter Johnson	1918
7	2 players tied with	

CAREER

LOSSES

279	Walter Johnson	1907-27
159	Jim Kaat	1959-73
141	Camilo Pascual	1954-66
139	Brad Radke	1995-06
138	Bert Blyleven	1970-76, '85-'88
130	Sid Hudson	1940-52
127	Case Patten	1901-08
125	Tom Hughes	1904-13
112	Pedro Ramos	1955-61
103	Tom Zachary	1919-25, '27-'28

EARNED RUN AVERAGE

2.17	Walter Johnson	1907-27
2.64	Doc Ayers	1913-19
2.67	Dean Chance	1967-69
2.69	Cy Falkenberg	1905-08
2.75	Harry Harper	1913-19
2.76	Charlie Smith	1906-09
2.83	Bert Gallia	1912-17
2.86	Joe Boehling	1912-16
3.02	Tom Hughes	1904-13
3.04	Jim Merritt	1965-68

GAMES

802	Walter Johnson	1907-27
639	Eddie Guardado	1993-2003
490	Rick Aguilera	1989-99
484	Jim Kaat	1959-73
470	Firpo Marberry	1923-32, '36
432	Camilo Pascual	1954-66
378	Brad Radke	1995-06
376	Jim Perry	1963-72
366	LaTroy Hawkins	1995-2003
365	Mike Trombley	1992-99, 2002

GAMES STARTED

666	Walter Johnson	1907-27
433	Jim Kaat	1959-73
377	Brad Radke	1995-06
345	Bert Blyleven	1970-76, '85-'88
331	Camilo Pascual	1954-66
259	Frank Viola	1982-89
251	Dutch Leonard	1938-46
249	Jim Perry	1963-72
239	Sid Hudson	1940-52
237	Case Patten	1901-08

COMPLETE GAMES

531	Walter Johnson	1907-27
206	Case Patten	1901-08
141	Bert Blyleven	1970-76, '85-'88
139	Tom Hughes	1904-13
133	Jim Kaat	1959-73
130	Dutch Leonard	1938-46
119	Camilo Pascual	1954-66
112	Sid Hudson	1940-52
104	Bob Groom	1909-13
96	Jim Shaw	1913-21

SHUTOUTS

110	Walter Johnson	1907-27
31	Camilo Pascual	1954-66
29	Bert Blyleven	1970-76, '85-'88
23	Jim Kaat	1959-73
23	Dutch Leonard	1938-46
19	Bob Porterfield	1951-55
17	Jim Perry	1963-72
17	Case Patten	1901-08
17	Tom Hughes	1904-13
17	Jim Shaw	1913-21

ALL-TIME TOP TEN

(1901-2010)

SINGLE SEASON

SAVES

47	Joe Nathan	2009
45*	Eddie Guardado	2002
44	Joe Nathan	2004
43	Joe Nathan	2005
42	Jeff Reardon	1988
42	Rick Aguilera	1991
41	Rick Aguilera	1992
41	Eddie Guardado	2003
39	Joe Nathan	2008
38	Rick Aguilera	1998

INNINGS-PITCHED

371.2*	Walter Johnson	1914
370.0*	Walter Johnson	1910
369.2*	Walter Johnson	1916
369.0	Walter Johnson	1912
357.2	Case Patten	1904
346.0*	Walter Johnson	1913
336.2*	Walter Johnson	1915
327.0*	Alvin Crowder	1932
326.0	Walter Johnson	1917
326.0	Walter Johnson	1918

WALKS

146	Bobo Newsum	1936
143	Ken Chase	1940
137	Jim Shaw	1914
128	Eric Erickson	1920
127	Jim Hughes	1975
124	Jimmie Deshong	1937
123	Jim Shaw	1917
122	Walt Masterson	1948
119	Joe Boehling	1915
116*	Rich Robertson	1996

STRIKEOUTS

313*	Walter Johnson	1910
303*	Walter Johnson	1912
265*	Johan Santana	2004
258	Bert Blyleven	1973
249	Bert Blyleven	1974
243*	Walter Johnson	1913
238*	Johan Santana	2005
235	Johan Santana	2007
234	Dean Chance	1968
233	Bert Blyleven	1975
228	Bert Blyleven and Walter Johnson*	1972 and 1916

HOME RUNS ALLOWED

50*	Bert Blyleven	1986
46	Bert Blyleven	1987
43	Pedro Ramos	1957
40**	Brad Radke	1996
39*	Pedro Ramos	1961
39*	Jim Perry	1971
38	Pedro Ramos	1958
38*	Carlos Silva	2006
37	Frank Viola	1986
35*	Mike Smithson and Eric Milton	1984 and 2000

WIN PERCENTAGE

.837*	Walter Johnson (36-7)	1913
.800*	Stanley Coveleski (20-5)	1925
.800	Firpo Marberry (16-4)	1931
.800*	Johan Santana (12-3)	2003
.800*	Francisco Liriano (12-3)	2006
.774*	Frank Viola (24-7)	1988
.773*	Bill Campbell (17-5)	1976
.769	Jim Perry (20-6)	1969
.769	Johan Santana (20-6)	2004
.767*	Walter Johnson (23-7)	1924
.760	Johan Santana (19-6)	2006

CAREER

SAVES

254	Rick Aguilera	1989-98
246	Joe Nathan	1995-2009
116	Eddie Guardado	1993-03
108	Ron Davis	1982-86
104	Jeff Reardon	1987-89
96	Firpo Marberry	1923-32, '36
88	Al Worthington	1964-69
76	Ron Perranoski	1968-71
54	Mike Marshall	1978-80
51	Bill Campbell	1973-76

INNINGS-PITCHED

5914.2	Walter Johnson	1907-27
3014.2	Jim Kaat	1959-73
2566.2	Bert Blyleven	1970-76, '85-'88
2465.0	Camilo Pascual	1954-66
2451.0	Brad Radke	1995-06
2059.1	Case Patten	1901-08
1899.1	Dutch Leonard	1938-46
1883.0	Jim Perry	1963-72
1819.1	Sid Hudson	1940-52
1775.2	Tom Hughes	1904-13

WALKS

1363	Walter Johnson	1907-27
909	Camilo Pascual	1954-66
729	Jim Kaat	1959-73
720	Sid Hudson	1940-52
694	Walt Masterson	1939-49, '52-'53
688	Jim Shaw	1913-21
674	Bert Blyleven	1970-76, '85-'88
572	Bump Hadley	1926-31, '35
568	Firpo Marberry	1923-32, '36
567	Tom Hughes	1904-13

STRIKEOUTS

3509	Walter Johnson	1907-27
2035	Bert Blyleven	1970-76, '85-'88
1885	Camilo Pascual	1954-66
1851	Jim Kaat	1959-73
1467	Brad Radke	1995-06
1381	Johan Santana	2000-07
1214	Frank Viola	1982-89
1025	Jim Perry	1963-72
887	Dave Goltz	1972-79
884	Tom Hughes	1904-13

HOME RUNS ALLOWED

326	Brad Radke	1995-06
279	Jim Kaat	1961-73
243	Bert Blyleven	1970-76, 85-88
214	Camilo Pascual	1961-66
213	Frank Viola	1982-89
209	Pedro Ramos	1955-61
166	Jim Perry	1963-72
149	Eric Milton	1998-2003
144	Johan Santana	2000-07
128	Chuck Stobbs	1953-61

WIN PERCENTAGE

.717	Juan Berenguer (33-13)	1987-90
.716	Johan Santana (78-31)	2000-06
.622	Firpo Marberry (117-71)	1923-32, '36
.602	Sam Jones (50-33)	1928-31
.599	Walter Johnson (417-279)	1907-27
.588	Mudcat Grant (50-35)	1964-67
.587	Jim Perry (128-90)	1963-72
.587	Alvin Crowder (98-69)	1926-27, '30-'34
.583	Monte Weaver (70-50)	1931-38
.571	Joe Boehling (52-39)	1912-16
.562	Alex Carrasquel (50-39)	1939-45

* Led league; ** Tied for league lead; + Led Major Leagues

bold indicates still active with Twins; Career batting based on 2000 at-bats; Season pitching records based on 120 innings pitched; Career pitching records based on 500 innings pitched; Career win percentage determined by at least 25 wins

MINNESOTA TWINS MEDIA POLICIES



Mike Herman
Director of
Baseball Communications



Dustin Morse
Senior Manager of
Baseball Communications



Molly Gallatin
Manager of Publications
and Media Services



Mitch Hestad
Coordinator of
Baseball Communications

CREDENTIALS

Credentials for accredited news media are available through <https://credentials.mlb.com> with the appropriate affiliate ID. All requests must be made 24 hours prior to game time. Daily credentials must be picked up at the Gate 29 press gate, which will be staffed five hours prior to night games and three hours prior to day games. Daily and season credentials will be issued only to working members of the media and must be displayed at all times while in Target Field. A photo ID and signature are required to pick up credentials. The press box is located on the Club Level (2), while both clubhouses, interview room, press dining, and field access are located on the Service Level (-2).

TWINSPRESSBOX.COM

All baseball information, including media guide, game notes, daily clips, stat packs, minor league report, press releases, headshots and logos will be available at twinspressbox.com. This site also provides media with audio and video clips, along with information for the 29 other MLB clubs.

INTERVIEWS

Most interviews may be conducted on the field during batting practice where the manager, players and coaches are usually available, as long as the interview does not interrupt their pre-game routine. Members of the media must stay in foul territory between first and third base. In-depth interviews that require more time with a player should be pre-arranged through the Baseball Communications department. Reporters and broadcasters must leave the field, with photographers reporting to their assigned photo positions, no later than one-half hour before game time.

CLUBHOUSE ACCESS

The Twins' clubhouse will be open to media with clubhouse credentials until one hour prior to each game and no longer than 10 minutes following each game. All live television broadcast shots must be conducted outside the clubhouse. Television photographers are allowed in the clubhouse prior to batting practice and after games, but not between batting practice and game time. Still photographers are not allowed in the clubhouse at any time. On occasion of a team meeting, the clubhouse will be closed until the conclusion of the meeting. The training room, dining room and weight room are off-limits to everyone except the manager, coaches, players and Twins' officials. The dugout is off limits during the game for everyone except the manager, coaches, players, trainers and certain club officials, in accordance with American League rules.

FIELD ACCESS

Members of the media must access the field through the Umpire/Star Dressing Room Tunnel. The tunnel is located between the Baseball Communications office and the visiting clubhouse on the Service Level (-2).

PRESS BOX

Space is available for accredited members of the media on assignment only. Guests are not allowed unless prior approval has been granted by the Baseball Communications department. Wireless internet is available. To reach the Baseball Communications office and visiting clubhouse, take the stairs or elevator down to the Service Level (-2) and turn left. To reach the media dining/interview room (Twins Room) and home clubhouse, turn right.

PRESS ROOM

The Twins Room, located on the Service Level (-2), is available for pre-game meals to media with appropriate credentials, for a \$10 charge, approximately two hours prior to, and up until, game time.

PHOTOGRAPHERS

Due to a lack of on-field photo spots, the first and third base photo pits are limited to the local papers, the wire services, Twins photographers and whomever is assigned for that particular game. Certain exceptions may be made depending on space availability. An alternative for photographers are the designated photo positions around the concourse. Photographers assigned to the on-field locations should remain in the photo pits at all times during the game. If necessary, photographers should leave between innings only. Photos are allowed during batting practice, but photographers must remain on the dirt in foul territory, between first and third base. No photographs are to be taken from the baseball press box.

PHOTO EDITING ROOM

Photographers can edit images before, during or after the game in the photo editing room located by the entrance to the field on the Service Level (-2).

AUTOGRAPHS

Professional journalists do NOT ask for autographs. Any media members asking for autographs will have their credentials revoked.


PARKING

There is no on-site parking available at the Target Field, but municipal ramps and parking lots are available near the stadium.

FOR MORE INFORMATION regarding policies or questions about interviews, photo requests, statistical information, media ticket orders, news releases, etc., call Mike Herman (612) 659-3471, Dustin Morse (612) 659-3472, Molly Gallatin (612) 659-3475, or Mitch Hestad (612) 659-3473.

MINNESOTA TWINS BALLPARKS

HUBERT H. HUMPHREY METRODOME



- » Opened on April 3, 1982, the Hubert H. Humphrey Metrodome has been home to the Twins for the past 23 years. It was the third domed facility in baseball and remains the only air-supported structure among the 28 in use.
- » The Metrodome is the only stadium in the world to play host to the World Series (1987 and 1991), baseball's All-Star Game (1985), the Super Bowl (XXVI, 1992) and the NCAA Final Four Basketball Tournament (1992 and 2001).
- » Construction began on December 20, 1979 and was built by the state of Minnesota at a cost of approximately \$68 million.
- » Field dimensions were 343' down the leftfield line, 385' to the leftfield power alley, 408' to dead centerfield, 367' to the rightfield power alley and 327' down the line in right. The fence in leftfield and centerfield was 7' high and the one in rightfield was 23' high, including 16' of plastic tarp installed in 1983.
- » **April 14, 1983:** Roof deflated due to tear caused by heavy snow.
- » **May 4, 1984:** Oakland's Dave Kingman hit a ball into one of roof's drainage holes in a 4th inning at-bat. The ball never came down and Kingman was awarded a ground rule double.
- » **April 26, 1986:** Roof suffered slight tear due to high winds, causing a nine minute delay in the bottom of the seventh inning vs. California.
- » **August 29, 1992:** A power outage in the third inning caused a 23 minute delay vs. New York.
- » **August 5, 2001:** A power outage in the area of Minneapolis surrounding the Metrodome caused the air conditioning to shut down, heating the inside of the dome during the game to a high temperature of 91 degrees, as the Twins fell to the Royals, 10-5.
- » **October 2, 2004:** The Twins and Indians were forced to suspend their game after the 11th inning due to a curfew rule in effect for the University of Minnesota football game.
- » **October 2, 2005:** Upon the conclusion of his 50th year of broadcasting baseball, the Twins re-named the Baseball Press Box "The Herb Carneal Press Box", in memory of their long-time radio broadcaster. Carneal died on April 1, 2007.
- » **August 2, 2007:** The Twins and Royals postponed their 12:10 pm game a day after Interstate 35W bridge collapse in Minneapolis.

METRODOME FIRSTS

GAME: April 6, 1982 vs. Seattle (Seattle 11, Minnesota 7)
ATTENDANCE: 52,279
GAME TIME TEMP: 70 in/28 out
PITCHER: Pete Redfern, Minnesota
BATTER: Julio Cruz, Seattle (struck out)
TWINS BATTER: Jim Eisenreich (grounded out)
HIT: Solo home run by Dave Engle, Minnesota, 1st inning
RUN: Engle in 1st inning
SINGLE: Jim Maler, Seattle, 3rd inning
DOUBLE: Manny Castillo, Seattle, 3rd inning
TRIPLE: Gary Gaetti, Minnesota, 2nd inning
HOME RUN: Engle in 1st inning
GRAND-SLAM: Gary Ward, May 10, 1982, off Boston's Mike Torrez
WALK: Castillo in 5th inning
STRIKEOUT: Cruz in 1st inning
STOLEN BASE: Cruz in 5th inning
WINNING PITCHER: Floyd Bannister, Seattle
TWINS WIN: Wednesday, April 7, 1982 (Minnesota 7, Seattle 5)

METRODOME LASTS

GAME: October 6, 2009 vs. Detroit (6-5 win vs. Det.—12 innings)
ATTENDANCE: 54,088
GAME TIME TEMP: 68 in/43 out
PITCHER: Fernando Rodney, Detroit
BATTER: Alexi Casilla (walk-off single)
TWINS BATTER: Alexi Casilla (walk-off single)
HIT: Single by Alexi Casilla, 12th inning
RUN: Carlos Gomez, 12th inning
SINGLE: Alexi Casilla, 12th inning
DOUBLE: Brandon Inge, Detroit, 10th inning
TRIPLE: Alberto Callaspo, Kansas City, October 4, 2009
HOME RUN: Magglio Ordonez, 8th inning
GRAND-SLAM: Delmon Young, October 2, 2009 off Lenny DiNardo
WALK: Delmon Young, 12th inning
STRIKEOUT: Gerald Laird, 12th inning
STOLEN BASE: Gomez, October 4, 2009
WINNING PITCHER: Bobby Keppel
TWINS WIN: October 6 (Minnesota 6, Detroit 5)

MINNESOTA TWINS BALLPARKS

METROPOLITAN STADIUM



- » Construction began on June 20, 1955 and the facility opened in 1956 as the home of the Minneapolis Millers. Total cost of Metropolitan stadium was \$10.3 million
- » The Twins first game in Minnesota was played on April 21, 1961, a 5-3 loss to the Washington Senators.
- » The "Met" played host to the All-Star Game on July 13, 1965. The National League beat the American League 6-5.
- » Met Stadium also played host to the 1965 World Series and playoff games vs. Baltimore in 1969 and 1970.
- » A shared facility, Metropolitan Stadium was also the home of the Minnesota Vikings (1961) and Minnesota Kicks (1976).
- » Notable events such as a concert featuring the Eagles, Pablo Cruz and the Steve Miller Band (1978) as well as the Beatles (1965) took place at Met Stadium.
- » Jack Kralick and Dean Chance tossed the only two no-hitters by Twins pitchers at Metropolitan Stadium. Kralick's was on August 26, 1962 in a 1-0 win vs. Kansas City and Chance's was on August 6, 1967 in a 2-0 win vs. Boston.
- » On June 9, 1966 vs. Kansas City, the Twins set a Major League record by hitting five home runs in one inning (Rich Rollins, Zoilo Versalles, Tony Oliva, Don Mincher and Harmon Killebrew).
- » The longest home run ever hit by a Twins was on June 3, 1967 when Harmon Killebrew hit a 520 foot shot off Lou Burdette of the California Angels.
- » Several members of the Twins won Major League Baseball awards while playing at Met Stadium: they won three MVP Awards (Zoilo Versalles in 1965, Harmon Killebrew in 1969 and Rod Carew in 1977); one Cy Young Award (Jim Perry in 1970); three Rookie of the Year Awards (Tony Oliva in 1964, Rod Carew in 1967 and John Castino in 1979); one Manager of the Year Award (Sam Mele in 1965).
- » On September 22, 1968, Cesar Tovar became the second player in Major League history to play all nine positions in a game. He was also the first position player to start a game on the mound.

"MET" FIRSTS

GAME: April 21, 1961 vs. Washington Senators (Wash. 5, Min. 3)

ATTENDANCE: 24,606

GAME TIME TEMP: 63 degrees

PITCHER: Camilo Pascual, Minnesota

BATTER: Marty Keough, Washington (singled)

TWINS BATTER: Zoilo Versalles (popped up)

HIT: Single by Keough, 1st inning

RUN: Keough in 1st inning

SINGLE: Keough in 1st inning

DOUBLE: Lenny Green, Minnesota, 6th inning

TRIPLE: Roy Sievers, Chicago White Sox, May 1, 1961

HOME RUN: Dale Long, Washington, 1st inning

GRAND-SLAM: Mickey Mantle, New York Yankees, May 2, 1961, off Pascual

WALK: Danny O'Connell, Washington, 3rd inning

STRIKEOUT: Joe McClain, Washington, 3rd inning

STOLEN BASE: Jim Landis, Chicago White Sox, 7th inning

WINNING PITCHER: McClain

TWINS WIN: Saturday, April 22, 1961 (Minn. 5, Wash. 4)

"MET" LASTS

GAME: September 30, 1981 vs. Royals (KC 5, Min. 2)

ATTENDANCE: 15,900

GAME TIME TEMP: 56 degrees

PITCHER: Freddie Arroyo, Minnesota

BATTER: Roy Smalley, Minnesota (pop up)

TWINS BATTER: Smalley (pop up)

HIT: Single by Gary Ward, 9th inning

RUN: U.L. Washington, Kansas City, 4th inning

SINGLE: Ward in 9th inning

DOUBLE: Washington in 4th inning

TRIPLE: George Brett, Kansas City, September 9, 1981

HOME RUN: Clint Hurdle, Kansas City, 4th inning

GRAND-SLAM: Lenny Randle, April 27, 1981, off Don Cooper

WALK: Darryl Motley, Kansas City, 9th inning

STRIKEOUT: Ward in 6th inning

STOLEN BASE: Washington in 2nd inning

WINNING PITCHER: Larry Gura, Kansas City

TWINS WIN: Sunday, September 27 (Minn. 5, Tex. 2)

HISTORY OF THE TWINS UNIFORMS



1961-71 Home



1961-71 Road



1972 Home



1972 Road



Harmon Killebrew, Tony Oliva, Chuck Knoblauch, Paul Molitor, Kent Hrbek and Bert Blyleven model their era's Twins uniforms in this photo taken in 1999. The red, alternate jersey was worn by the Twins only during the 1999 season.



1973-86 Home



1973-86 Road



1987-2009 Home



1987-2009 Road

HISTORY OF THE TWINS UNIFORMS



1997- Alternate Home
* Blue hat with "M" also used



1997 Alternate Road
* TC and red hat also used



2006-10 Home
Alternate



2009 Home
Alternate



The Twins unveiled new uniforms and new logos for their inaugural season in Target Field on November 16, 2009.



2010-present
Home



2010-present
Home Alternate



2010-present
Home Alternate



2010-present
Road



2011 Road
Alternate



TREASURE ISLAND BASEBALL NETWORK

2011 will mark the fifth season that the Minnesota Twins will control their radio broadcast rights. During the summer of 2010, the Twins announced an extension of the broadcast agreement with Hubbard Broadcasting.

The deal between the Twins and Hubbard Broadcasting began with the 2007 season, and calls for 1500ESPN to broadcast all regular and postseason games, along with at least 25 spring training games. As part of the agreement, the Twins produce the game broadcasts, including pre-game and post-game shows. 1500ESPN, and the stations of the network, also air a variety of Twins-related year-round ancillary programming including “The Ron Gardenhire Show”, “Inside Twins” with General Manager Bill Smith, “Extra Innings” Sunday afternoon talk show, and the off-season “Talkin’ Twins” program.

The Twins-Hubbard agreement calls for the baseball team to assume control and development of the Treasure Island Baseball Network. Currently featuring 85 stations and counting, the Twins and network distribution partner, the Minnesota News Network (MNN), continue efforts to expand the network. Historically, the network has been one of the largest in all of Major League Baseball with hometown radio partners bringing Twins baseball to fans

across five states. The Twins and MNN maintain their commitment to promoting the ballclub to fans throughout Twins Territory via the network, with special events such as Winter Caravan and active local affiliate promotion.

The Twins commitment to providing a high quality and entertaining broadcast will go hand-in-hand with preserving the club’s rich radio broadcasting history and, in 2011, The Treasure Island Baseball Network broadcast booth will feature a couple of historic voices. John Gordon returns to handle 89 regular season games, while main analyst Dan Gladden will be in the booth for 140 games. Joining the crew to round out the schedule this season will be two former Twins television voices: Ted Robinson and Bob Kurtz. Ted and Bob will each handle around 25 games. Kris Atteberry will continue to handle pre- and post-game duties, and he will also be in the booth for 40 games. Also returning on the 20th anniversary of his World Series-winning season in Minnesota is Jack Morris. The former pitcher will have duties in the booth and on “Extra Innings”.

The Twins return to 107.5 LaMera Buena and 95.9 Spirit FM to broadcast at least 50 games in Spanish. Alfonso Fernandez begins his sixth season as play-by-play voice with Tony Oliva as the analyst.

TREASURE ISLAND BASEBALL NETWORK

Station	On Dial	City	Station	On Dial	City	Station	On Dial	City
KSTP	1500 AM	Twin Cities	KJKJ	1020 AM	Fergus Falls	KRFO	1390 AM	Owatonna
KKIN	94.3 FM	Aitken	KGLB	1310 AM	Glencoe	KPRM	870 AM	Park Rapids
KSDN	930 AM	Aberdeen, SD	KMGK	107.1 FM	Glenwood	KGFX	1060 AM	Pierre, SD
KATE	1450 AM	Albert Lea	KNOX	1310 AM	Grand Forks, ND	WCMP	100.9 FM	Pine City
KULO	94.3 FM	Alexandria	KOZY	1320 AM	Grand Rapids	KFIL	103.1 FM	Preston
KAUS	1480 AM	Austin	KNDC	1490 AM	Hettinger, ND	KRKI	99.5 FM	Rapid City, SD
KKQC	96.7 FM	Bagley/Fosston	WNMG	1240 AM	Hibbing	KWNG	105.9 FM	Red Wing
WLMX	104.9 FM	Balsam Lake, WI	KOKK	1210 AM	Huron, SD	KROC	1340 AM	Rochester
KBUN	1450 AM	Bemidji	KDUZ	1260 AM	Hutchinson	KRWB	1410 AM	Roseau
KBMO	1290 AM	Benson	KSDM	104.1 FM	International Falls	WJON	1240 AM	St. Cloud
KXMR	710 AM	Bismarck, ND	KQDJ	1400 AM	Jamestown, ND	KMNS	620 AM	Sioux City, IA
WQXJ	104.5 FM	Black Duck	WYRQ	92.1 FM	Little Falls	KSOO	1140 AM	Sioux Falls, SD
KUAL	103.5 FM	Brainerd	KEYL	1400 AM	Long Prairie	KNUJ	107.3 FM	Sleepy Eye
KRWC	1360 AM	Buffalo	KTOE	1420 AM	Mankato	KICD	1240 AM	Spencer, IA
KLCH	94.7 FM	Caledonia/LaCrosse	KMHL	1400 AM	Marshall	KNSP	1430 AM	Staples
KDAK	1600 AM	Carrington, ND	KGLO	1300 AM	Mason City, IA	KRVY	97.3 FM	Starbuck
KDNZ	1250 AM	Cedar Falls, IA	KMAV	105.5 FM	Mayville, ND	KTRF	1230 AM	Thief River Falls
KCNZ	1650 AM	Cedar Falls, IA	KCJB	910 AM	Minot, ND	KOVC	1490 AM	Valley City, ND
KROX	1260 AM	Crookston	KMGM	105.5 FM	Montevideo	KWAD	920 AM	Wadena
KARP	106.9 FM	Dassel/Litchfield	WMOZ	106.9 FM	Moose Lake	KBMW	1450 AM	Wahpeton, ND
KBGG	1700 AM	Des Moines, IA	KMRS	1230 AM	Morris	KAKK	1570 AM	Walker
KDLM	1340 AM	Detroit Lakes	KCZE	95.1 FM	New Hampton, IA	KWAT	950 AM	Watertown, SD
KDLR	1240 AM	Devils Lake, ND	KCHK	1350 AM	New Prague	KDJS	1590 AM	Willmar
KLTC	1460 AM	Dickinson, ND	WIXX	1590 AM	New Richmond, WI	KDOM	1580 AM	Windom
KDAL	610 AM	Duluth	KNUJ	860 AM	New Ulm	KDOM	94.3 FM	Windom
WELY	1450 AM/94.5 FM	Ely	KYMN	1080 AM	Northfield	KWNO	1230 AM	Winona
KFGO	790 AM	Fargo, ND	KDDR	1020 AM	Oakes, ND	KWOA	730 AM	Worthington
KDHL	920 AM	Faribault	KDIO	1350 AM	Ortonville	WNAX	570 AM	Yankton, SD

TWINS' 2011 RADIO BROADCASTERS



JOHN GORDON

PLAY-BY-PLAY/ANALYST

The 2011 season is John Gordon's 25th as the Twins' radio play-by-play voice. Before coming to the Twin Cities prior to the 1987 season, Gordon was part of the New York Yankees' broadcast crew from 1982-86.

The Detroit native began his broadcasting career with the Spartanburg Phillies in 1965 after graduating from Indiana University. After five years with Spartanburg, Gordon joined the Baltimore Orioles where he remained until 1973, when he accepted the broadcasting job at the University of Virginia to become the voice of Cavaliers football and basketball. From there, he joined the Yankees' Class AAA affiliate Columbus Clippers from 1977-81, before moving to New York in 1982. For his work with the Spartanburg Phillies, Gordon was inducted into the South Atlantic League's Hall of Fame on June 19, 2001. He was also inducted into the Minnesota Broadcasting Hall of Fame on October 10, 2008.

John and his wife, Nancy, have two grown children and make their home in Ft. Myers, FL. They dedicate countless time and effort to the "Touch 'Em All" Golf Tournament with proceeds going to the Fellowship of Christian Athletes and the Minnesota Twins Community Fund.



DAN GLADDEN

PLAY-BY-PLAY/ANALYST

Former Twins' fan favorite Dan Gladden enters his 12th year in the Twins radio broadcast booth, his eighth serving as a full-time analyst.

Gladden played in the Major Leagues for 11 years and retired from professional baseball following the 1994 season. He finished his career batting .270 with 203 doubles, 40 triples, 74 home runs, 446 rbi and 221 stolen bases in 1,197 games.

He made his big league debut in 1983 with the San Francisco Giants, with whom he played for three seasons, and was named to both Topps' and Baseball Digest All-Rookie teams in 1984. He was acquired along with pitcher David Blakely by Minnesota in exchange for pitchers Jose Dominguez, Bryan Hickerson and Ray Velasquez on March 31, 1987 and spent five years with the Twins before signing as a free agent with Detroit in 1992. He spent his last year in professional baseball playing for the Yomiuri Giants of the Japanese Central League in 1994. From there, Gladden was a Major League advance scout for the Colorado Rockies from 1996-98 and a minor league roving instructor for San Francisco in 1999.

Always known as a fiery competitor, Gladden was a key ingredient in the Twins' 1987 and '91 World Championships. His grand slam home run in Game 1 of the '87 Series vs. St. Louis, capped a seven-run 4th inning and he scored the game-winning run in the 10th inning in Game 7 of the '91 Series vs. Atlanta.

Dan, wife Janice and daughters Ashley and Whitney, make their home in Eden Prairie, MN.



JACK MORRIS


ANALYST

Jack Morris begins his seventh season as a broadcaster for the Twins in 2011.

Morris, 54, is a 1973 graduate of Highland Park High School in St. Paul. He went on to play three seasons at Brigham Young University in Provo, Utah, before being drafted in the 5th round of the 1976 draft by the Detroit Tigers. He played 14 years for the Tigers, one year for the Twins, two for the Toronto Blue Jays and finished his career in 1994 with the Cleveland Indians. In all, Morris won four World Series championships.

During his 18-year career, Morris had a record of 254-186, 3.90 ERA with 1390 walks and 2478 strikeouts in 549 career games (527 starts). He won 10-or-more games 14 times during his career and threw 10-or-more complete games in a season 11 times. A five-time All-Star, he was named the Most Valuable Player of the 1991 World Series after going 2-0 with a 1.17 ERA in three starts vs. the Atlanta Braves, including a 10-inning complete game victory to win Game Seven and the World Series for the Twins.

Jack and his wife, Jennifer, have a son Miles, and reside in Grant, MN. Morris also has two grown children, Austin and Erik.



KRIS ATTEBERRY

STUDIO HOST/PLAY-BY-PLAY

Kris Atteberry begins his fifth season as the studio host on the Twins Radio Network for the TRN Lineup Card and Postgame Download, after spending five summers (2002-06) calling games on radio and television for the St. Paul Saints. He has also served as the voice of Montana State football and basketball from 2002-06.

Atteberry, 38, is a native of Bozeman, Montana and a 1996 graduate of Stanford University with a degree in English Literature. Kris, wife Jennifer and daughter Jessica reside in the Twin Cities.

TWINS' 2011 RADIO BROADCASTERS



BOB KURTZ

PLAY-BY-PLAY

Bob Kurtz rejoins the Twins broadcast team for the 2011 season. He shared duties during the 2005 season as the Twins' Public Address Announcer and performed play-by-play duties for the Twins on KMSP from 1979 to 1986.

Previously, Kurtz worked 11 years behind the radio play-by-play microphone of the Minnesota Wild. In addition to calling Wild games, Kurtz worked on Minnesota North Star telecasts and on University of Minnesota and Michigan State hockey broadcasts as well.

The Detroit, Mich., native spent 11 years (1989-00) working with New England Sports Network (NESN) covering both the Red Sox (1993-2000) and the Pawtucket Red Sox (1989-92), prior to joining the Wild for its inaugural season. He was the network's play-by-play voice of the Boston Red Sox and also broadcast an array of sports including Boston Bruins hockey, Boston University hockey, the Hockey East Game of the Week and the American Hockey League. He also worked Cape Cod League All-Star games and with the St. Paul Saint from 2006-2007.

Kurtz has strong Minnesota ties having served as the lead television announcer for the Minnesota North Stars for seven seasons on KMSP (1979-84) and KXLI (1987-88). In addition to his previous play-by-play duties for the Twins on KMSP, he could be heard on University of Minnesota hockey, football and basketball broadcasts in 1988-89. During that same year, he worked as the sports director at KSTP radio (Minneapolis/Saint Paul) overseeing both the morning sports shows and sports talk shows.

His many baseball highlights include calling Rod Carew's 3,000th hit, Andre Dawson's 400th home run, a Chris Bosio no-hitter and Roger Clemens' second 20 strikeout game. Kurtz also called the last game at Met Stadium and the first game at the Metrodome.

A graduate of Michigan State University, Kurtz returned to his alma mater to call Spartans hockey, football, baseball and basketball from 1974 to 1979. He has also done freelance play-by-play assignments with The Baseball Network (1994-95) and WJR Radio in Detroit.

He and his wife, Lorri, reside in Saint Paul. They have two sons, Paul and Danny.



TED ROBINSON

PLAY-BY-PLAY/ANALYST

Ted Robinson rejoins the Twins broadcast team for the 2011 season. He has broadcast Major League Baseball for 22 years, with the Twins (1984 and 1988-92), Oakland A's, San Francisco Giants and New York Mets, as well as post-season baseball for TBS and ESPN Radio. He also was part of the Minnesota North Stars (1980-82) and University of Minnesota Golden Gopher basketball (1989-93) broadcast teams.

Robinson has covered seven Olympic Games and re-joined NBC Sports in June of 2000 as anchor of the network's tennis coverage. He has since called each year's French Open and Wimbledon alongside John McEnroe. Prior to his tennis assignments, Robinson handled the play-by-play on NBC's Major League Baseball Game of the Week telecasts from 1986-89. He also calls a variety of sports for NBC during the year including swimming, diving and triathlon.

In his 30-year broadcast career, Robinson has handled college football and basketball play-by-play assignments, including two years as SportsChannel America's voice of Notre Dame football and basketball, lead play-by-play voice on Pac-10 basketball for Fox Sports Net and Pac-10 football for Versus, where he also hosted College Football Central in 2008. He is in his third decade broadcasting the NCAA Basketball Championship, five years for CBS and 18 on Westwood One Radio. Robinson was named the radio voice of the San Francisco 49ers in 2009.

A Rockville Centre, NY, native, Robinson lives in Atherton, CA, with his wife Mary and two children, all graduates of the University of Notre Dame.



TWINS' 2011 TELEVISION BROADCASTERS



BERT BLYLEVEN

TWINS TELEVISION, COLOR ANALYST

This will be the Dutchman's 16th full season as color commentator for the Twins. Blyleven, who pitched in the Major Leagues for 23 years, including 11 seasons with the Twins, retired following the 1992 season. He was elected to the National Baseball Hall of Fame on January 5, 2011 and will be inducted on July 24, 2011 in Cooperstown, NY. Blyleven served as pitching coach of Team Netherlands in the 2009 World Baseball Classic.

The native of Zeist, Holland, broke in with the Twins in 1970 at the age of 19. He retired at the age of 42 and is one of only three Major League pitchers of all-time to win a Major League game before his 20th birthday and after his 40th birthday (Herb Pennock and Mike Morgan). Blyleven also pitched at the Major League level with Texas, Pittsburgh, Cleveland and California. As a Twins starter, Bert had 345 career starts and a combined record of 149-138, 3.28 ERA and still holds the club record for strikeouts (2,035), shutouts (29) and complete games (141). He posted double figure wins in 17 different seasons. As a member of the Twins, he became a 20-game winner in 1973 (20-17, 2.52) tossing 25 complete games in his 40 starts, including nine shutouts and 325.0 innings. One of his most memorable moments occurred in 1977 when as a member of the Texas Rangers, Bert tossed a no-hitter defeating California 6-0 at Anaheim Stadium.

On baseball's all-time list, Blyleven ranks fifth in strikeouts (3,701), ninth in games started (685), ninth in shutouts (60), 13th in innings pitched (4,970.1), and 24th in wins (287). He was voted A.L. Rookie Pitcher of the Year in 1970 and A.L. Comeback Player of the Year in 1989. Bert pitched in two All-Star Games, three Championship series and two World Series with the Twins and Pirates. Blyleven was selected as a righthanded pitcher on the Twins' 40th Season Anniversary All-Time Team in 2000 and was named one of the "50 Greatest Twins" in 2010.

While nurturing a reputation as a practical joker on the field and in the booth, Bert has demonstrated a serious side off the field when it involves community service. He continues to work with a host of charities for a variety of worthwhile causes including the Ronald McDonald House.

Bert and his wife, Gayle, and their sons Royle and David make their home in Ft. Myers, FL.



DICK BREMER

TWINS TELEVISION, PLAY-BY-PLAY

The 2011 season will be Dick Bremer's 30th season as a broadcaster for the Twins. Bremer, who graduated from St. Cloud State in 1978, began with the Twins in 1983 broadcasting games for Spectrum Sports. He remained there until 1985 and re-joined the team in 1987, working a two-year stint for TwinsVision. He worked with WCCO-TV and Midwest Sports Channel from 1989-2001.

The Staples (MN) High School grad has also been the voice of University of Minnesota basketball, football and hockey and has called games for University of Iowa basketball and the Minnesota North Stars in his 29-year career.

Dick and his wife Heidi, along with their son Erik and daughter Hannah, make their home in Saint Michael, MN.

TWINS TELEVISION PRODUCTION CREW

Producers	Trevor Fleck John Stroh
Directors	Matt Gangl Dave Higgins
Pre/Post Game Producers	Max Michalak Ryan Bartlett
Pre/Post Game Hosts and Sideline Reporters	Marney Gellner Robby Incmikoski Anthony Lapanta
Pre/Post Game Analysts	Ron Coomer Tim Laudner Roy Smalley
Graphics	Sarah Servetnick Bruce Wolfe

TWINS' 2011 SPANISH RADIO BROADCASTERS



ALFONSO FERNANDEZ

SPANISH RADIO, PLAY-BY-PLAY

Fernandez begins his sixth season in 2011 with the Minnesota Twins serving as the Spanish play-by-play announcer.

Fernandez has served as the Spanish broadcast voice for the Minnesota Timberwolves and Minnesota Vikings for five seasons.

Prior to his move to Minnesota, Fernandez called the action in Spanish for the Los Angeles Lakers from 1988-1990, Los Angeles Clippers (1993-1995) and the National Football League's Los Angeles Rams (1987-1991).

He was the first to broadcast basketball in Spanish in the Los Angeles area and has spent 30 years behind the microphone.

Fernandez and his wife, Rosalia, make their home in White Bear Lake, Minnesota.



TONY OLIVA

SPANISH RADIO, ANALYST

Pedro 'Tony' Oliva Jr., or 'Tony-O' to those who followed his 24-year career as a Twins' player and coach, was a man who seemed to excel in all aspects of the game. He could hit for power and average, run, field and throw, and his versatility made him one of the most feared hitters of his day.

Tony-O collected 1,917 hits and retired with a .304 career average. He is the only player to win batting titles in his first two seasons and was the winner of three in his 15-year career, which still stands as the club's longevity mark. His prowess as a hitter was demonstrated in the fact that he led the league in hits five times, and his 220 career home runs rank third all-time among Twins. If not for knee problems which cut his career short, Oliva would have been a certain choice for the National Baseball Hall of Fame.

Oliva, the 1964 American League Rookie of the Year, began his coaching career in 1976. He now works as a hitting instructor in the Twins' minor league system and scouts for the club. He had his number 6 retired July 14, 1991, and was selected to the Twins' 25th Anniversary Team in 1986 and the 40th Season Anniversary All-Time Team in 2000. He was inducted into the Twins Hall of Fame on August 12, 2000, and was named of the "50 Greatest Twins" in 2010.

TREASURE ISLAND BASEBALL NETWORK PRODUCTION CREW

Game Producer	Mark Genosky
Studio Host	Kris Atteberry
Venue Engineer/Director	Kyle Hammer
Associate Producer/Engineer	Drew Halverson
Production Assistant	Marco LaNave

Did you know?

...that Harmon Killebrew is the only Twin to lead the American League in home runs. "Killer" led the league in 1962, 1963, 1964, 1967 and 1969.

TWINS' BROADCAST TEAMS

1961:	WCCO & WTCN-TV — Ray Scott, Bob Wolff, Halsey Hall	1984:	WCCO — Carneal, Joe Angel KMSP-TV — Kurtz, Ted Robinson SPECTRUM SPORTS —	2000:	WCCO — Carneal, Gordon, Dan Gladden KMSP-TV/MSC — Bremer, Blyleven
1962:	WCCO & WTCN-TV — Scott, Herb Carneal, Hall	1985:	WCCO — Carneal, Angel KMSP-TV — Kurtz, Killebrew SPECTRUM SPORTS — Bremer, Killebrew	2001:	WCCO — Carneal, Gordon, Gladden KMSP-TV/MSC — Bremer, Blyleven
1963:	WCCO & WTCN-TV — Scott, Carneal, Hall	1986:	WCCO — Carneal, Angel KMSP-TV — Kurtz, Killebrew	2002:	WCCO — Carneal, Gordon, Gladden FSN — Bremer, Blyleven
1964:	WCCO & WTCN-TV — Scott, Carneal, Hall	1987:	WCCO — Carneal, John Gordon KMSP-TV — Killebrew, John Rooney TWINSVISION — Bremer, Quilici	2003:	WCCO — Carneal, Gordon, Gladden FSN — Bremer, Blyleven
1965:	WCCO & WTCN-TV — Scott, Carneal, Hall	1988:	WCCO — Carneal, Gordon KMSP-TV — Robinson, Jim Kaat TWINSVISION — Bremer, Killebrew	2004:	WCCO — Carneal, Gordon, Gladden Victory Sports — Bremer, Blyleven
1966:	WCCO & WTCN-TV — Scott, Carneal, Hall	1989:	WCCO — Carneal, Gordon WCCO-TV/MSC — Robinson, Kaat, Bremer	2005:	WCCO — Carneal, Gordon, Gladden FSN — Bremer, Blyleven
1967:	WCCO & WTCN-TV — Carneal, Merle Harmon, Hall	1990:	WCCO — Carneal, Gordon WCCO-TV/MSC — Robinson, Kaat, Bremer	2006:	WCCO — Carneal, Gordon, Gladden FSN — Bremer, Blyleven
1968:	WCCO & WTCN-TV — Carneal, Merle Harmon, Hall	1991:	WCCO — Carneal, Gordon WCCO-TV/MSC — Robinson, Kaat, Bremer	2007:	TRN — Carneal, Gordon, Gladden, Morris FSN — Bremer, Blyleven
1969:	WCCO & WTCN-TV — Carneal, Merle Harmon, Hall	1992:	WCCO — Carneal, Gordon WCCO-TV/MSC — Robinson, Kaat, Bremer, Tom Mee	2008:	TRN — Gordon, Gladden, Morris FSN — Bremer, Blyleven
1970:	WCCO — Carneal, Ray Christensen, Al Shaver, Hall WTCN-TV — Carneal, Frank Buetel, Hall	1993:	WCCO — Carneal, Gordon, Jim Powell WCCO-TV/MSC — Kaat, Bremer, George Frazier, Mee	2009:	TRN — Gordon, Gladden, Morris, Kris Atteberry FSN — Bremer, Blyleven
1971:	WCCO — Carneal, Christensen, Hall WTCN-TV — Buetel, Bob Allison, Hall	1994:	WCCO — Carneal, Gordon, Powell WCCO-TV/MSC — Bremer, Al Newman, Tommy John, Bob Carpenter, Chad Hartman	2010:	TRN — Gordon, Gladden, Morris, Atteberry FSN — Bremer, Blyleven SPANISH RADIO — Alfonso Fernandez Tony Oliva
1972:	WCCO — Carneal, Christensen, Hall WTCN-TV — Buetel, Lynn Faris, Hall	1995:	WCCO — Carneal, Gordon WCCO-TV/MSC — Bremer, John, Hartman, Gene Larkin, Bert Blyleven, Kent Hrbek, Ryan Lefebvre	2011:	TRN — Gordon, Gladden, Morris, Atteberry, Bob Kurtz, Ted Robinson FSN — Bremer, Blyleven SPANISH RADIO — Fernandez, Oliva
1973:	WCCO — Carneal, Christensen WCCO-TV — Scott, Ralph Fritz	1996:	WCCO — Carneal, Gordon WCCO-TV/MSC — Bremer, John, Blyleven, Lefebvre		
1974:	WCCO — Carneal, Larry Calton WCCO-TV — Fritz, Calton	1997:	WCCO — Carneal, Gordon WCCO-TV/MSC — Bremer, Blyleven, Lefebvre		
1975:	WCCO — Carneal, Calton WTCN-TV — Scott, Calton, Joe Boyle	1998:	WCCO — Carneal, Gordon, Lefebvre KMSP-TV/MSC — Bremer, Blyleven, Lefebvre		
1976:	WCCO — Carneal, Frank Quilici WTCN-TV — Boyle, Harmon Killebrew	1999:	WCCO — Carneal, Gordon, Anthony LaPanta KMSP-TV/MSC — Bremer, Blyleven, Paul Molitor		
1977:	WCCO — Carneal, Quilici WTCN-TV — Boyle, Killebrew				
1978:	WCCO — Carneal, Joe McConnell WTCN-TV — Boyle, Killebrew				
1979:	WCCO — Carneal, McConnell KMSP-TV — Bob Kurtz, Larry Osterman				
1980:	WCCO — Carneal, Quilici KMSP-TV — Kurtz, Osterman				
1981:	WCCO — Carneal, Quilici KMSP-TV — Kurtz, Osterman				
1982:	WCCO — Carneal, Quilici KMSP-TV — Kurtz, Osterman				
1983:	WCCO — Carneal, Tim Morel, Ron Weber KMSP-TV — Kurtz, Osterman SPECTRUM SPORTS — Dick Bremer, Pat Hughes				

CHAIRMEN - TWIN CITIES CHAPTER BASEBALL WRITERS ASSOCIATION OF AMERICA

1961	Charles Johnson	Minneapolis Star and Tribune
1962	Bill Boni	St. Paul Dispatch-Pioneer Press
1963	Tom Briere	Minneapolis Tribune
1964	Arno Goethel	St. Paul Pioneer Press
1965	Bob Martel	United Press International
1966	Bill Hengen	Minneapolis Star
1967	Lew Ferguson	Associated Press
1968	Glenn Redmann	St. Paul Dispatch
1969	Sid Hartman	Minneapolis Tribune
1970	Mike Lamey	Minneapolis Star
1971	Bob Fowler	St. Paul Pioneer Press
1972	Dick Gordon	Minneapolis Star
1973	Pat Thompson	Associated Press
1974	Dan Stoneking	Minneapolis Star
1975	Patrick Reusse	St. Paul Pioneer Press
1976	Jon Roe	Minneapolis Tribune
1977	Carl Peterson	St. Paul Pioneer Press
1978	Max Nichols	Minneapolis Star
1979	Mike Augustin	St. Paul Pioneer Press
1980	Scott Papillon	Associated Press
1981	Doug Grow	Minneapolis Star
1982	Joe Soucheray	Minneapolis Tribune
1983	Charley Walters	St. Paul Pioneer Press
1984	Howard Sinker	Minneapolis Star and Tribune
1985	Curt Brown	St. Paul Pioneer Press Dispatch
1986	Carrie Muskat	United Press International
1987	Gregg Wong	St. Paul Pioneer Press Dispatch
1988	Mike Nadel	Associated Press
1989	Mark Vancil	Minneapolis Star Tribune
1990	Tom Powers	St. Paul Pioneer Press Dispatch
1991	Jeff Lenihan	Star Tribune
1992	Jim Caple	St. Paul Pioneer Press
1993	Steve Aschburner	Star Tribune
1994	Bob Sansevere	St. Paul Pioneer Press
1995	Scott Miller	St. Paul Pioneer Press
1996	Ron Lesko	Associated Press
1997	Dan Barreiro	Star Tribune
1998	Jim Souhan	Star Tribune
1999	Greg Johnson	St. Paul Pioneer Press
2000	LaVelle E. Neal III	Star Tribune
2001	Gordon Wittenmyer	St. Paul Pioneer Press
2002	Dave Campbell	Associated Press
2003	LaVelle E. Neal III	Star Tribune
2004	LaVelle E. Neal III	Star Tribune
2005	LaVelle E. Neal III	Star Tribune
2006	LaVelle E. Neal III	Star Tribune
2007	LaVelle E. Neal III	Star Tribune
2008	LaVelle E. Neal III	Star Tribune
2009	LaVelle E. Neal III	Star Tribune
2010	LaVelle E. Neal III	Star Tribune
2011	LaVelle E. Neal III	Star Tribune

BBWAA - Twin Cities Chapter

Mike Bass
St. Paul Pioneer Press

Pat Borzi
Honorary Member

Dennis Brackin
Star Tribune

Dave Campbell
Associated Press

Joe Christensen
Star Tribune

Glen Crevier
Star Tribune

Barry Fritz
Associated Press

Sid Hartman
Star Tribune

Jon Krawczynski
Associated Press

Phil Miller
Star Tribune

LaVelle E. Neal III
Star Tribune

Tom Powers
St. Paul Pioneer Press

Glenn Redmann
Honorary Member

Patrick Reusse
Star Tribune

Bob Sansevere
St. Paul Pioneer Press

John Shipley
St. Paul Pioneer Press

Howard Sinker
Star Tribune

Kelsie Smith
St. Paul Pioneer Press

Jim Souhan
Star Tribune

Charley Walters
St. Paul Pioneer Press

Gregg Wong
Honorary Member

PUBLIC RELATIONS DIRECTORY

	CONTACT	OFFICE	PRIVATE
COMMISSIONER'S OFFICE	Patrick Courtney Phyllis Merhige Katy Feeney Mike Teevan	212-931-7878	931-7878 931-7616 931-7706 931-7879
BALTIMORE ORIOLIS	Monica Pence Jeff Lantz	410-547-6150	410-547-6160 547-6106
BOSTON RED SOX	Pam Ganley Leah Tobin	617-226-6000	617-226-6676 226-6519
CHICAGO WHITE SOX	Bob Beghtol Pat O'Connell	312-674-1000	312-674-5303 674-5306
CLEVELAND INDIANS	Bart Swain Jeff Sibel	216-420-4200	216-420-4386 420-4391
DETROIT TIGERS	Brian Britten Rick Thompson	313-471-2000	313-471-2276 471-2114
KANSAS CITY ROYALS	Mike Swanson David Holtzman	816-921-8000	816-504-4362 504-4368
LOS ANGELES ANGELS	Tim Mead Eric Kay	714-940-2000	714-940-2003 940-2173
MINNESOTA TWINS	Mike Herman Dustin Morse Molly Gallatin Mitch Hestad	612-659-3400	612-659-3471 659-3472 659-3475 659-3473
NEW YORK YANKEES	Jason Zillo Jason Latimer	718-293-4300	718-579-4515 579-4519
OAKLAND ATHLETICS	Mike Selleck Kristy Fick	510-638-4900	510-563-2233 563-2236
SEATTLE MARINERS	Tim Hevly Jeff Evans	206-346-4000	206-346-4402 346-4408
TAMPA BAY RAYS	Rick Vaughn Dave Haller	727-825-3137	727-825-3242 825-3485
TEXAS RANGERS	Rich Rice Court Berry-Tripp	817-273-5222	817-273-5241 273-5204
TORONTO BLUE JAYS	Jay Stenhouse Mal Romanin Erik Grossman	416-341-1303	416-341-1248 341-1249 341-1252
ARIZONA DIAMONDBACKS	Shaun Rachau Casey Wilcox	602-462-6500	602-462-6686 462-6661
ATLANTA BRAVES	Brad Hainje Adrienne Midgley	404-522-7630	404-614-1307 614-1556
CHICAGO CUBS	Peter Chase Jason Carr	773-404-2827	773-404-4020 404-4023
CINCINNATI REDS	Rob Butcher Larry Herms	513-765-7800	513-765-7090 765-7092
COLORADO ROCKIES	Jay Alves Nick Piburn	303-292-0200	303-312-2326 312-2329
FLORIDA MARLINS	Matt Roebuck Marty Sewell	305-626-7476	305-626-7476 626-7474
HOUSTON ASTROS	Gene Dias Sally Gunter	713-259-8000	713-259-8985 259-8988
LOS ANGELES DODGERS	Josh Rawitch Joe Jareck	323-224-1500	323-224-1344 224-1549
MILWAUKEE BREWERS	Mike Vassallo John Steinmiller	414-902-4400	414-902-4482 414-902-4470
NEW YORK METS	Jay Horwitz Shannon Dalton	718-507-6387	718-565-4330 565-4323
PHILADELPHIA PHILLIES	Greg Casterioto Kevin Gregg	215-463-6000	215-218-5297 218-5127
PITTSBURGH PIRATES	Jim Trdinich Dan Hart	412-323-5000	412-325-4728 325-4976
ST. LOUIS CARDINALS	Brian Bartow Melody Yount Chris Tunno	314-345-9600	314-345-9313 345-9470 345-9781
SAN DIEGO PADRES	Warren Miller Brett Picciolo	619-795-5265	619-795-5260 795-5262
SAN FRANCISCO GIANTS	Jim Moorehead Matt Chisolm	415-972-2000	415-972-2449 972-2441
WASHINGTON NATIONALS	John Dever Mike Gazda	202-640-7000	202-640-7437 640-7417

TWINS' SPRING TRAINING MEDIA POLICIES

SPRING CREDENTIALS

Credentials for accredited news media for Spring Training games are available through an application at <https://credentials.mlb.com>. These will be issued only to daily newspaper reporters who will be covering the club, home and road, and to area radio and TV sports reporters and camera crews who will be covering on a regular basis. All other media entities will be credentialed on a per-game basis (including parking) through an application at <https://credentials.mlb.com>.

No fax or email requests will be accepted unless approved by the Baseball Communications department. Transfer of working press credential will result in the termination of coverage privileges for the individuals involved. A photo ID and signature are required for credential pick-up at the VIP Window.

FIELD ACCESS

Allowed during batting practice and other workouts during the early training period, but once the game schedule begins the field must be cleared at the end of visitors' batting practice. All reporters must confine themselves to foul territory between 1st and 3rd base. Workouts begin daily at approximately 9:00 a.m.

DINING ROOM ACCESS

Available only to those media credentialed to cover that day's game, for a \$5 charge. This room will open at 11:30 a.m. for day games (5:30 p.m. for night games) and will close at gametime. Working photographers will be permitted in the press dining room on the same basis as other reporters.

PRESSBOX ACCESS

Permitted only to members of the Baseball Writers' Association of America (BBWAA) and to coverage reporters of area daily newspapers and radio and TV stations. Weekly newspapers can be accommodated only on a space-available basis. Wireless internet is available.

CLUBHOUSE ACCESS

Limited to members of the Baseball Writers' Association of America and to coverage reporters of area daily newspapers and radio and TV stations. The clubhouse will be open prior to and following workouts during the pre-schedule workout period with certain exceptions. During the game schedule, the clubhouses will be closed at the end of batting practice until five minutes after games. Clubhouse access is limited to the player-locker area and the manager's office. The training room, exercise room and equipment rooms are off-limits to all media. No still cameras are allowed in the clubhouse.

INTERVIEWS

Players will accommodate when possible where on-field interviews are concerned. Any in-studio appearances or appearances on the player's own time must be set up through the Baseball Communications department.

RADIO & TV

No cameras will be allowed in the clubhouse prior to games and workouts. Television cameras will be allowed in the clubhouse after games and workouts. Feature material should be filmed on the field during batting practice. Post-game interviews may be conducted on the field or in the clubhouse for both TV and radio.

CAMERA POSITIONS

Several camera positions are available for shooting during the game, but no cameras will be allowed on the field itself. The center field position will be for game television cameras only, as will the low home position, unless cleared through the Baseball Communications department. High and low, 1st and 3rd base will be credentialed on a space-available basis. Any photographers shooting from the field photo pits will only be allowed to leave or change positions between innings.

PHOTOGRAPHERS

No still photographers will be allowed on the field during the game or in the clubhouse at any time. There are at least four positions from which photographers may shoot during games. On the first day of full squad workouts, photographers will be allowed the freedom of the field during the exercise period, but must stay in foul territory during the actual workout times. On all other days, all media personnel must stay in foul territory and no farther down the lines than 1st and 3rd base. No photographs are to be taken from the baseball press box.

PHOTO DAY

Will be on Friday, February 25, beginning at 8:00 a.m., sharp. All photographers seeking file head shots are asked to cooperate by doing this on Photo Day, when the players will be made available in an assembly line fashion to accommodate all accredited news services.

AUTOGRAPHS

Professional journalists do NOT ask for autographs. Any media members asking for autographs will have their credentials revoked.

TICKETS

May be purchased by coverage personnel out of a block held for this purpose. These tickets are for personal use only and advance notice is recommended to increase chance of availability.

FOR ADDITIONAL INFORMATION: Call or e-mail Mike Herman (612-366-0428, mikeherman@twinsbaseball.com) or Dustin Morse (612-325-8184, dustinmorse@twinsbaseball.com).

SPRING TRAINING RECORDS

This is the 21st year the Twins are training at Lee County Sports Complex after having trained at Orlando's Tinker Field from 1936-90. The Twins' minor league training drills were switched from Melbourne to Terry Park in Fort Myers in 1990 and the entire organization was united at the Lee County Complex in 1991.

Complete spring training team statistics have been kept only since 1965. The various categorical highs since then have been as follows:

INDIVIDUAL RECORDS

BATTING

Average (25+ AB)490, Hisle, 1977
Games28, Maxwell, 2000 and Tyner, 2007
At-Bats96, Puckett, 1985
Runs24, Gaetti, 1983
Hits35, Allen, 1999
Total Bases67, Gaetti, 1983
Singles32, Allen, 1999
Doubles10, Koskie, 2001
Triples5, Guzman, 2000
Home Runs10, Gaetti, 1983
RBI31, Ward, 1983
Walks20, Killebrew, 1966
Strikeouts22, Carew, 1967
Stolen Bases8, Cole, 1994
Caught Stealing4, Killebrew, 1971
	J. Nettles, 1973
	Lawton, 1996
GDP7, Walker, 2000
Sacrifice Hits4, Wilfong, 1978
Sacrifice Flies4, Darwin, 1974
	Hocking, 2001
Hit-by-Pitcher4, Gaetti, 1988
	Cordova, 1996

PITCHING

Wins5, Blyleven, 1975
	O'Connor, 1983
	Viola, 1985
	Lohse, 2006
Losses4, Grant & Kaat, 1967
	Aldred, 1997
Saves5, Grzenda, 1969
	Sanders, 1973
Pct1.000 (5-0), O'Connor, 1983
	1.000 (4-0), Mays, 2002
	1.000 (5-0), Lohse, 2006
ERA (20+ ip)0.33, Blyleven, 1973
Innings Pitched38, Perry, 1970
Hits48, Blyleven, 1971
	Koosman, 1981
Runs28, Grant, 1967
Earned Runs26, Rodriguez, 1998
Home Runs8, Butcher, 1986
Walks24, Decker, 1975
Strikeouts30, Liriano, 2010
Games13, Davis, 1986
Games Started8, Grant, 1965
Complete Games1, many players
Hit-Batsmen3, many players
Wild Pitches5, Decker, 1975
	Morris, 1991

TEAM RECORDS

BATTING

Average327, 1983
At-Bats1,281, 1998
Runs199, 2001
Hits363, 1998
Total Bases546, 2001
Singles275, 1998
Doubles74, 2004
Triples15, 1977
HR36, 2003
RBI180, 2001
Walks127, 1977
Strikeouts218, 1998
Stolen Bases28, 1977 & '89
Caught Stealing20, 1973
GDP49, 1996
Sacrifice Hits15, 1979
Sacrifice Flies16, 1989
Hit-by-Pitcher20, 2002

PITCHING

Wins21, 1991
Losses22, 1974
Saves12, 1972 & '73
Win Pct739 (17-6), 1983
ERA2.82, 1972
Innings Pitched322, 1998
Hits387, 1997
Runs220, 1997
Earned Runs195, 1997
Home Runs44, 2000
Walks123, 1970
Strikeouts194, 2010
Games Started37, 1998
Complete Games2, 1979
Relief App140, 2004
Shutouts5, 1973
Hit-Batsmen15, 1997
Wild Pitches26, 2001

PRE-GAME WORKOUT SCHEDULE AT THE LEE COUNTY SPORTS COMPLEX

1:05 PM Start

Twins Hitting	10:15 a.m.-11:15 a.m.
Visitors Hitting	11:15 a.m.-12:15 p.m.
Twins Infield	12:15-12:30
Visitors Infield	12:30-12:45
Field Preparation	12:45- 1:05

7:05 PM Start

Twins Hitting	4:15-5:15
Visitors Hitting	5:15-6:15
Twins Infield	6:15-6:30
Visitors Infield	6:30-6:45
Field Preparation	6:45-7:05

SPRING TRAINING RECORDS

MISCELLANEOUS RECORDS

One-run games, Won.....	14, 1989
One-run games, Lost.....	9, 1988
Extra-innings, Won.....	4, 1968 & '96
Extra-innings, Lost.....	5, 1967
Night games, Won.....	5, 1973 & '75
Night games, Lost.....	3, many years
Day games, Won.....	20, 1991 & '04
Day games, Lost.....	21, 1998
Home games, Won.....	13, 1991
Home games, Lost.....	11, 1997
Road games, Won.....	11, 2003
Road games, Lost.....	13, 1988
Vs. Righthanders, Won.....	15, 1996, '01 & '04
Vs. Righthanders, Lost.....	17, 1999
Vs. Lefthanders, Won.....	13, 1991
Vs. Lefthanders, Lost.....	12, 1974
Vs. A.L., Won.....	15, 1991
Vs. A.L., Lost.....	15, 1998
Vs. N.L., Won.....	11, 1973, '89 & '04
Vs. N.L., Lost.....	13, 1974 & '86
Double plays, Twins.....	41, 1991
Double plays, Opp.....	49, 1996
Errors, Team.....	44, 1967
Errors, Opp.....	47, 1991
Errors, Ind.....	9, Ferrer, 1974
	Meares, 1996
Left-on-base, Twins.....	258, 1998
Left-on-base, Opp.....	257, 1998

Attendance, Season	
Home.....	170,497 (15), 2010 (two exhibition games at Target Field)
Road.....	118,111 (17), 1988
Florida	
Orlando.....	58,796 (14), 1989
Lee County.....	129,543 (17), 2008
Road.....	86,669 (16), 2005
Average, Season	
Orlando.....	7,443 (16), 1989
Lee County.....	7,808 (16), 2007
Road.....	7,304 (16), 1996
Average, Florida	
Orlando.....	4,258 (12), 1988
Lee County.....	8,054 (13), 2010
Road.....	5,417 (16), 2005
Attendance, Game High	
Home.....	35,100, Chicago (NL), April 1, 1989 at Metrodome
Road.....	37,637, Colorado, March 30, 1996 at Denver
Florida	
Orlando.....	5,488, Los Angeles, March 29, 1964
Lee County.....	8,207, Philadelphia, March 21, 2008
Road.....	10,251, New York, March 7, 1999
Attendance, Game Low	
Orlando.....	432, Philadelphia, April 3, 1974
Lee County.....	1,389, Texas, April 18, 1995
Road.....	300, Montreal, March 14, 1974

LEE COUNTY SPORTS COMPLEX

The Twins will spend their 21st spring training season at the Lee County Sports Complex in 2011. Spurred by the state-of-the-art facility, the Twins won the 1991 World Series after enjoying their most successful spring training camp in history as they posted a record-high 21 wins. In the 20 years the Twins have drawn at total of 2,024,395 fans for 320 dates, an average of 6,326 per game (total does not include 17 replacement games in 1995 which drew 49,240 fans).

Located south of the city of Fort Myers near Interstate 75, the Lee County Complex is home to the Twins and their six minor league affiliates. It features five full and two half-fields, the centerpiece of which is an 8,010-seat stadium in which the major league Twins play their exhibition games and conduct some of their daily workouts. The main stadium was renamed Bill Hammond Stadium late in the 1994 spring season in honor of Deputy County Manager who was instrumental in getting the complex approved and bringing the Twins to Lee County.

The Sports Complex is the home to two of Minnesota's minor league affiliates, housing both the Miracle of the Class A Florida State League and the Rookie level Gulf Coast League Twins.

Complete home and visiting clubhouses are included in the stadium proper, and complete facilities for the minor league teams are contained in a building adjacent to their playing fields. A 6,000 square foot state-of-the-art fitness training room and conference center was built next to the minor league facility, which opened at the start of the 2005 spring training. During the winter of 2007, Lee County and the Twins implemented a variety of improvements to Hammond

Stadium, including installation of a grassy berm (featuring lawn seating for 230 fans) adjacent to right field and relocation of the visiting team bullpen to the right-field corner; installation of a drink rail (featuring 50 ticketed locations) and party deck behind the grass berm; installation of two new rows of seats (125 seats in total) at field level between the dugouts. Prior to the start of the 2008 spring schedule, new lights and seats were put in at Hammond Stadium.

The major league club's administrative offices are located in the stadium, with the minor league department's offices in the building adjacent to its fields.

The complex also features a softball complex and other athletic facilities for use by Lee County organizations, plus an eight-acre water-management lake for public fishing.

The Twins trained in Orlando, Florida, from 1936 (with the exception of the war years of 1943, '44 and '45, when they conditioned in College Park, Maryland) to 1990, and their minor league clubs moved to Terry Park in Fort Myers in 1990, after headquartering in Melbourne, Florida, from 1964-89.

The Lee County Sports Complex, a \$14,000,000 undertaking, was completed in February, 1991. Lescher and Mahoney, an architectural and engineering firm based in Tampa, Florida, were the lead architects for the project, with design assistance from Ellerbe-Becket of Kansas City, Missouri. Case Contracting Company of Plant City, Florida, was the contractor.

On August 3, 2004, the Twins signed an extension with Lee County for use of the complex through 2020.



ATTENDANCE AT HAMMOND STADIUM

Year	Dates	Attendance	Average	Year	Dates	Attendance	Average
1991	18	123,753	6,875	2002	17	102,238	6,014
1992	17	119,920	7,054	2003	15	106,209	7,081
1993	16	90,503	5,656	2004	15	110,331	7,355
1994	15	100,930	6,729	2005	15	111,691	7,446
1995*	7	18,737	2,677	2006	17	121,574	7,151
1996	17	80,027	4,707	2007	17	129,543	7,620
1997	18	89,743	4,986	2008	16	124,934	7,808
1998	19	90,523	4,764	2009	17	122,555	7,209
1999	16	82,527	5,158	2010	13	104,712	8,054
2000	17	99,432	5,849	Total	320	2,024,395	6,326
2001	18	94,513	5,251				

* - Does not include 17 replacement games which drew 49,240

2010 SPRING TRAINING FINAL BATTING STATISTICS

PLAYER	AVG	G	AB	R	H	2B	3B	HR	RBI	SH	SF	HB	BB	SO	SB	CS	E	OBP
Benson	.375	5	8	2	3	1	0	1	3	0	0	0	0	2	0	0	0	.375
Beresford	.333	3	3	0	1	0	0	0	2	0	0	0	1	1	0	0	0	.500
Bigley	.000	3	2	0	0	0	0	0	0	0	0	0	0	1	0	0	0	.000
Burnett	-	1	0	0	0	0	0	0	0	0	0	0	0	0	0	0	0	-
Butera	.207	20	29	4	6	1	0	0	4	0	0	0	4	3	0	0	0	.303
Casilla	.135	24	52	5	7	3	0	0	2	0	0	1	5	11	1	0	2	.224
Cates	.000	4	3	0	0	0	0	0	0	0	0	0	0	0	0	0	0	.000
Cuddyer	.407	22	59	9	24	3	0	3	11	0	0	1	4	9	0	0	1	.453
De Los Santos	1.000	2	1	1	1	0	0	0	0	0	0	0	0	0	0	0	0	1.000
de San Miguel	.000	1	1	0	0	0	0	0	0	0	0	0	0	1	0	0	0	.000
Dinkelmann	.200	17	20	1	4	1	0	0	0	0	0	1	5	0	0	0	0	.385
Dolenc	.000	4	7	1	0	0	0	0	0	0	0	0	1	1	0	0	0	.125
Duensing	-	1	0	0	0	0	0	0	0	0	0	0	0	0	0	0	0	-
Fernandez	.000	3	2	0	0	0	0	0	0	0	0	0	0	0	0	0	0	.000
Gardenhire	.125	9	8	0	1	1	0	0	0	0	0	1	0	1	0	0	0	.222
Hardy	.381	16	42	6	16	2	1	0	7	0	0	0	2	2	0	0	2	.409
Harris	.326	18	46	5	15	3	1	1	12	0	1	1	3	6	0	1	0	.373
Hudson	.235	20	51	8	12	2	1	0	4	1	0	0	7	8	0	0	0	.328
Hughes	.333	11	21	2	7	3	0	1	2	0	0	0	0	7	0	0	1	.333
Jones	.366	17	41	5	15	3	0	2	6	0	0	0	3	9	0	0	0	.409
Kubel	.281	20	57	7	16	2	0	4	10	0	0	0	5	11	0	0	0	.339
Lehmann	.200	9	5	1	1	0	0	0	0	0	0	0	3	1	0	0	0	.500
Liriano	.000	1	2	0	0	0	0	0	0	0	0	0	0	1	0	0	0	.000
Macri	.500	2	2	1	1	0	0	0	0	0	0	0	0	0	0	0	1	.500
Martin	.000	4	3	0	0	0	0	0	0	0	0	0	0	3	0	0	0	.000
Mauer	.400	15	45	4	18	4	0	2	9	0	0	0	3	3	0	0	0	.438
Morales	-	1	0	1	0	0	0	0	0	0	0	1	0	0	0	0	0	1.000
Morneau	.160	17	50	7	8	3	0	2	8	0	0	2	3	10	0	0	2	.236
Ortiz	.000	4	3	0	0	0	0	0	0	0	0	0	0	1	0	0	0	.000
Parmelee	.071	14	14	1	1	1	0	0	2	0	2	0	4	7	0	0	0	.250
Peterson	.256	25	43	6	11	2	0	2	6	0	1	0	3	9	0	0	1	.298
Plouffe	.333	10	12	2	4	4	0	0	2	0	0	0	1	5	0	0	3	.385
Portes	.317	26	41	10	13	2	0	3	9	0	0	2	1	12	0	0	0	.364
Punto	.233	16	43	7	10	1	1	0	4	0	0	0	6	12	0	0	3	.327
Ramos	.400	13	30	2	12	4	0	2	6	0	0	0	0	2	0	0	1	.400
Rams	.143	4	7	2	1	1	0	0	0	0	0	0	0	4	0	0	0	.143
Revere	.326	19	43	9	14	3	1	0	4	0	1	0	0	11	2	1	0	.318
Romero	.000	2	2	0	0	0	0	0	0	0	0	0	0	1	0	0	0	.000
Santana	.000	3	1	0	0	0	0	0	0	0	0	0	1	0	0	0	0	.500
Singleton	.063	10	16	3	1	1	0	0	2	0	0	0	0	2	0	0	0	.063
Solarte	.333	3	3	0	1	1	0	0	0	0	0	0	1	0	0	0	0	.500
Soto	.000	1	1	0	0	0	0	0	0	0	0	0	0	0	0	0	0	.000
Span	.308	20	52	13	16	0	1	1	6	1	1	0	7	8	4	1	0	.383
Swarzak	-	1	0	0	0	0	0	0	0	0	0	0	0	0	0	0	0	-
Thome	.364	13	33	8	12	3	0	3	8	0	0	0	5	5	0	0	0	.447
Thompson	.500	2	2	0	1	1	0	0	0	0	0	0	0	1	0	0	1	.500
Tolbert	.194	18	31	6	6	3	0	0	1	0	0	0	4	7	1	0	1	.286
Tosoni	.200	5	10	1	2	1	0	0	1	0	0	0	0	3	0	0	0	.200
Valencia	.273	11	22	3	6	2	0	2	4	0	1	0	1	6	0	0	0	.292
Waldrop	-	1	0	0	0	0	0	0	0	0	0	0	0	0	0	0	0	-
Young	.310	20	58	7	18	4	1	1	5	0	1	0	4	8	1	1	0	.349
TEAM	.278	30	1027	150	285	65	7	30	140	2	8	10	87	195	9	4	19	.337
OPPONENTS	.266	30	1013	131	269	52	8	26	126	3	6	7	75	194	3	6	26	.319



2010 SPRING TRAINING FINAL PITCHING STATISTICS

PITCHER	W	L	ERA	G	GS	CG	SH	SV	IP	H	R	ER	HR	HB	BB	SO	WP	BK	BAA
Arias	0	0	4.50	2	0	0	0	0	2.0	1	1	1	0	0	0	0	0	0	.143
Baker	3	1	4.50	6	6	0	0	0	22.0	28	11	11	1	0	3	22	0	0	.304
Blackburn	0	0	3.38	5	3	0	0	0	16.0	14	6	6	1	0	4	6	0	0	.230
Bromberg	0	0	0.00	1	0	0	0	0	2.0	1	0	0	0	0	0	2	0	0	.125
Bullock	0	0	9.00	1	0	0	0	0	1.0	3	1	1	0	0	0	0	0	0	.500
Burnett	0	0	6.75	4	0	0	0	0	4.0	1	3	3	0	1	4	3	1	0	.077
Condrey	0	0	9.00	8	0	0	0	0	9.0	12	10	9	4	0	2	0	0	0	.300
Crain	0	0	0.90	9	0	0	0	1	10.0	9	1	1	0	0	3	7	2	0	.237
Delaney	0	0	5.06	4	0	0	0	0	5.1	9	4	3	0	0	0	9	1	0	.346
DeVries	0	1	27.00	1	0	0	0	0	0.2	2	2	2	1	0	0	0	0	0	.500
Duensing	1	2	4.50	5	2	0	0	0	16.0	18	10	8	1	0	2	10	1	0	.277
Guerra	0	0	0.00	2	0	0	0	0	2.0	2	0	0	0	0	0	1	0	0	.286
Guerrier	0	1	0.00	10	0	0	0	0	11.0	8	1	0	0	0	0	4	1	0	.195
Lehey	0	0	0.00	1	0	0	0	1	1.0	0	0	0	0	0	0	1	0	0	.000
Liriano	2	0	2.70	6	5	0	0	0	20.0	19	6	6	1	2	5	30	2	0	.253
Lugo	0	1	4.50	2	0	0	0	0	2.0	4	4	1	0	0	2	2	0	0	.500
Mahay	0	1	18.00	1	0	0	0	0	1.0	3	2	2	0	0	1	0	0	0	.500
Manship	0	1	14.29	3	0	0	0	0	5.2	9	10	9	2	0	5	4	1	0	.333
Maroth	2	0	3.48	7	0	0	0	0	10.1	12	4	4	0	0	6	4	0	0	.308
Mijares	0	1	6.75	9	0	0	0	0	9.1	10	7	7	3	0	3	6	0	0	.286
Nathan	0	0	0.00	1	0	0	0	0	0.1	0	0	0	0	0	2	1	0	0	.000
Neshek	0	0	6.30	10	0	0	0	0	10.0	9	7	7	1	0	5	12	0	0	.231
Pavano	2	2	4.71	7	7	0	0	0	28.2	30	15	15	4	1	4	16	0	0	.270
Perkins	0	2	9.00	5	1	0	0	0	7.0	14	8	7	0	1	5	3	0	0	.438
Province	1	0	0.00	1	0	0	0	0	1.0	1	0	0	0	0	0	0	0	0	.250
Rauch	0	0	3.24	8	0	0	0	0	8.1	5	3	3	0	0	1	5	0	0	.185
Slama	1	0	1.08	9	0	0	0	1	8.1	3	1	1	1	0	6	11	0	0	.115
Slowey	4	0	1.95	7	6	0	0	0	27.2	21	6	6	4	1	4	20	1	0	.212
Steedley	0	0	0.00	2	0	0	0	0	2.0	2	0	0	0	0	3	1	0	0	.286
Swarzak	0	1	11.57	3	0	0	0	0	4.2	6	6	6	2	0	2	7	1	0	.316
Waldrop	0	0	0.87	10	0	0	0	1	10.1	11	1	1	0	0	3	6	0	0	.268
Williams	0	0	9.00	1	0	0	0	0	1.0	2	1	1	0	1	0	1	0	0	.333
Totals	16	14	4.19	30	30	0	3	4	259.2	269	131	121	26	7	75	194	11	0	.266
Opponents	14	16	4.69	30	30	0	0	8	259.0	285	150	135	30	10	87	195	15	1	.278

TWINS' ANNUAL SPRING RECORD

1961.....	15-14	1974.....	5-22	1987.....	14-10	2000.....	17-17
1962.....	12-13	1975.....	17-13	1988.....	11-18	2001.....	19-14
1963.....	7-20	1976.....	10- 5	1989.....	19-12	2002.....	18-14-1
1964.....	16-10	1977.....	14-15	1990.....	6- 9	2003.....	19-13
1965.....	11-16	1978.....	15-10	1991.....	21-10	2004.....	20-11
1966.....	15-13	1979.....	13-13	1992.....	12-15-1	2005.....	15-14-2
1967.....	12-17	1980.....	15- 6	1993.....	17-13	2006.....	19-13
1968.....	12-16	1981.....	15-13	1994.....	14-18	2007.....	14-17
1969.....	12-12	1982.....	9-16	1995.....	8- 6	2008.....	15-15
1970.....	7-20	1983.....	17- 6	1996.....	18-15	2009.....	19-13
1971.....	11-15	1984.....	13-13	1997.....	13-21	2010.....	16-14
1972.....	16- 9	1985.....	13-16-1	1998.....	15-21-1	Totals.....	700-700-6
1973.....	15-14	1986.....	11-19	1999.....	13-21		

TWINS' MINNESOTA NATIVES

Player:	Birthplace	Seasons	Player:	Birthplace	Seasons
Fred Bruckbauer, rhp.....	New Ulm.....	1961	Jack Morris, rhp.....	St. Paul.....	1991
Tom Burgmeier, lhp.....	St. Paul.....	1974-77	Greg Olson, c.....	Marshall.....	1989
Jim Eisenreich, cf.....	St. Cloud.....	1982-84	Glen Perkins, lhp.....	St. Paul.....	2006-present
Bob Gebhard, rhp.....	Lamberton.....	1971-72	Mike Poepping, rf.....	Little Falls.....	1975
Paul Giel, rhp.....	Winona.....	1961	Tom Quinlan, 3b.....	St. Paul.....	1996
Dave Goltz, rhp.....	Pelican Rapids.....	1972-79	Brian Raabe, 2b.....	New Ulm.....	1995-96
Kent Hrbek, 1b.....	Minneapolis.....	1981-94	Michael Restovich, of.....	Rochester.....	2002-04
Tom Johnson, rhp.....	St. Paul.....	1974-78	Terry Steinbach, c.....	New Ulm.....	1997-99
Tom Kelly, 1b.....	Graceville.....	1975	Dick Stigman, lhp.....	Nimrod.....	1962-65
Jerry Kindall, 2b.....	St. Paul.....	1964-65	Jerry Terrell, ss.....	Waseca.....	1973-77
Jerry Koonsman, lhp.....	Appleton.....	1979-81	George Thomas, lf.....	Minneapolis.....	1971
Mike Mason, lhp.....	Faribault.....	1988	Charley Walters, rhp.....	Minneapolis.....	1969
Joe Mauer, c.....	St. Paul.....	2004-Present	Dave Winfield, of.....	St. Paul.....	1993-94
Paul Molitor, dh-1b.....	St. Paul.....	1996-98			

TWINS' 2011 SPRING TRAINING DATA

HEADQUARTERS: Hilton Garden Inn - Ft. Myers
12600 University Drive
Ft. Myers, FL 33907
239-790-3500

STADIUM: Lee County Sports Complex
14100 Six Mile Cypress Parkway
Ft. Myers, FL 33912
239-533-7610

REPORTING DATES: Batteryman, February 17
Balance of squad, February 22

FIRST WORKOUTS: Batteryman, February 18
Balance of squad, February 23

PHOTO DAY: February 25, 8:00 a.m.

WHITE UNIFORM: All Home Games



EXHIBITION SCHEDULE

DATE	DAY	OPPONENT	SITE	TIME
February 27	Sunday	Boston	Hammond Stadium	7:05 p.m.
February 28	Monday	Boston	Ft. Myers	1:05 p.m.
March 1	Tuesday	Boston	Hammond Stadium	1:05 p.m.
March 2	Wednesday	Pittsburgh	Bradenton	1:05 p.m.
March 3	Thursday	Baltimore	Sarasota	1:05 p.m.
March 4	Friday	Tampa Bay	Hammond Stadium	1:05 p.m.
March 5	Saturday	Tampa Bay	Port Charlotte	1:05 p.m.
March 6	Sunday	Baltimore	Hammond Stadium	1:05 p.m.
March 7	Monday	St. Louis	Hammond Stadium	1:05 p.m.
March 8	Tuesday	Pittsburgh	Hammond Stadium	1:05 p.m.
March 9	Wednesday	Baltimore	Sarasota	1:05 p.m.
March 10	Thursday	Toronto	Hammond Stadium	1:05 p.m.
March 11	Friday	Boston	Hammond Stadium	1:05 p.m.
March 12	Saturday	St. Louis	Jupiter	1:05 p.m.
March 13	Sunday	Philadelphia at New York (AL)	Hammond Stadium Tampa	1:05 p.m.
March 14	Monday	Florida	Hammond Stadium	1:05 p.m.
March 15	Tuesday	OFF DAY		
March 16	Wednesday	New York Mets	Hammond Stadium	1:05 p.m.
March 17	Thursday	Detroit	Lakeland	1:05 p.m.
March 18	Friday	Baltimore	Sarasota	7:05 p.m.
March 19	Saturday	Tampa Bay	Hammond Stadium	1:05 p.m.
March 20	Sunday	Toronto	Dunedin	1:05 p.m.
March 21	Monday	Pittsburgh	Bradenton	1:05 p.m.
March 22	Tuesday	Florida	Jupiter	1:05 p.m.
March 23	Wednesday	Baltimore	Hammond Stadium	7:05 p.m.
March 24	Thursday	Philadelphia	Clearwater	1:05 p.m.
March 25	Friday	Baltimore	Hammond Stadium	1:05 p.m.
March 26	Saturday	Boston	Ft. Myers	7:05 p.m.
March 27	Sunday	New York Yankees	Hammond Stadium	1:05 p.m.
March 28	Monday	Pittsburgh	Hammond Stadium	1:05 p.m.

**All Times Local

NATIONAL BASEBALL HALL OF FAME INFORMATION



NATIONAL BASEBALL HALL OF FAME AND MUSEUM

25 Main Street, Cooperstown, New York 13326

Phone: (607) 547-7200 **Fax:** (607) 547-2044

Public Relations: (607) 547-0215

e-mail address: info@baseballhalloffame.org

Web site: baseballhall.org

Summer Hours: Memorial Day Weekend - Labor Day Weekend: 9 a.m. to 9 p.m.

Off-Season Hours: 9 a.m. to 5 p.m.

Holiday Closings: Thanksgiving Day, Christmas Day, and New Year's Day.

DIRECTORY

Jane Forbes Clark (Chairman), Joe Morgan (Vice Chairman), Jeff Idelson (President), Bill Haase (Senior Vice President), Sean Gahagan (Vice President, Retail Marketing and Licensing), Erik Strohl (Senior Director of Exhibits and Collections), Ken Meffert (Senior Director, Development), Brad Horn (Senior Director, Communications and Education), Jim Gates (Librarian), Tim Wiles (Research Director), Craig Muder (Director, Communications), Jackie Brown (Associate, Communications).

2011 HALL OF FAME WEEKEND

Induction Ceremony: Sunday, July 24 at 1:30 p.m. EDT, Clark Sports Center

BBWAA Class of 2011: Bert Blyleven and Roberto Alomar

MINNESOTA TWINS IN THE HALL OF FAME

With the 2011 induction of Bert Blyleven, a total of seven players with ties to the Minnesota Twins organization have earned election to the National Baseball Hall of Fame. Blyleven joins Rod Carew (1967-1978), Steve Carlton (1987-1988), Harmon Killebrew (1961-1974), Kirby Puckett (1984-1995), Dave Winfield (1993-1994) and Paul Molitor (1996-1998) as former Twins to earn enshrinement in the Hall of Fame. For more information on Minnesota Twins in the Hall of Fame, visit the Hall of Famers team pages at www.baseballhall.org.

NOTABLE TWINS ARTIFACTS AT THE HALL OF FAME

- Bat used by Twin Jim Thome to hit his 587th home run on September 11, 2010 to pass Hall of Famer Frank Robinson for eighth place on the all-time home run list.
- Bat and jersey worn by 2009 AL MVP and batting champion Joe Mauer.
- Ticket, ball and third base from Game #163 when the Twins defeated the Tigers 6-5, to win the AL Central in the final regular season game at the Metrodome on October 6, 2009.
- Bat used by Michael Cuddyer to hit for the cycle on May 22, the second Twin to hit for the cycle in 2009.
- Helmet and gloves worn by Jason Kubel during his cycle performance on April 17, completed with a go-ahead grand slam in his final at-bat.
- Bat used by Joe Mauer during the final game of the 2006 season, when he sealed the American League batting title.
- Bat used by Matthew LeCroy to hit three consecutive pinch-hit home runs and tied a Major League record in 2004.
- Spikes worn by Paul Molitor when he collected his 3,000th career hit, September 16, 1996.
- Jersey, cap and pants worn by Luke Edwards in the movie "Little Big League".
- Jersey worn by Kent Hrbek during the 1993 season.
- Wheaties box commemorating the 1991 World Series champion Minnesota Twins.
- Bat used by Hall of Fame outfielder Kirby Puckett to go 6-for-6, giving him 10 straight hits, an American League record, August 30, 1987.
- Program and tickets from first game played in the Hubert H. Humphrey Metrodome, April 6, 1982 vs. the Seattle Mariners.
- Batting gloves used by Hall of Famer and seven-time batting champion Rod Carew.
- 1964 Twins uniform worn by Hall of Famer Harmon Killebrew.

A LOOK AHEAD TO 2012

Ballots for the 2012 Hall of Fame/BBWAA election will be distributed in early December with results from the voting scheduled to be announced in January, 2012. A partial list of first-year candidates for election include David Bell, Jeromy Burnitz, Vinny Castilla, Scott Erickson, Javy Lopez, Bill Mueller, Terry Mulholland, Brad Radke, Tim Salmon, Ruben Sierra and Bernie Williams. Historical voting data from all past BBWAA elections can be accessed at www.baseballhall.org, or by contacting the Hall of Fame Public Relations department.

CONNECT TO COOPERSTOWN

- For up-to-the-minute news from Cooperstown, visit us at www.baseballhall.org. Stay up-to-date on all the activity at the Hall of Fame's official site and through social networking at Facebook, LinkedIn, Twitter and YouTube.
- If you have an interest in receiving Around The Horn, the monthly media newsletter of the Hall of Fame, please send an e-mail to info@baseballhall.org. Be sure to include your name, name of organization and e-mail address.
- If you would like to receive interesting stories and timely news items direct from the Hall of Fame and get the inside track on the latest happenings in Cooperstown, sign up for Inside Pitch. There's no cost to receive our weekly electronic newsletter in your e-mail box at home or work and it's easy to enroll. Just log on to www.hofclubhouse.org.

RESEARCH ASSISTANCE

The Hall of Fame is pleased to provide assistance in baseball research and members of the media are encouraged to utilize this valuable baseball resource whenever necessary, by calling the Public Relations department at (607) 547-0215, or the Library Reference desk at (607) 547-0330.

MINNESOTA TWINS MAJOR LEAGUE ROSTER

MANAGER: Ron Gardenhire	COACHES: 40 Rick Anderson, 9 Steve Liddle, 43 Rick Stearns, 45 Scott Uliger, 46 Joe Vavra, 13 Jerry White; TRAINER: Dave Pruemer, STRENGTH & CONDITIONING: Perry Castellano; BULLPEN CATCHER: Nate Damman																				
NO.	PITCHERS (21)	B-T	HT	WT	BORN	BIRTHPLACE	RESIDENCE	2009 CLUB	W-L	ERA	G	GS	C6	SV	IP	H	R	ER	BB	SO	M.L.S.
30	Baker, Scott	R-R	6-4	215	9/19/81	Sheepart, IA	Cape Coral, FL	MINNESOTA	10-12	5.42	28	26	1	0	161.0	194	101	97	40	68	4,128
53	Blackburn, Nick	R-R	6-4	240	2/24/82	Ada, OK	Denton, TX	MINNESOTA	1-0	2.49	4	4	0	0	21.2	19	7	6	6	13	3,017
74	Bloomberg, David	L-R	6-5	255	9/14/87	Santa Monica, CA	Los Angeles, CA	New Britain	5-5	3.62	17	17	0	0	99.1	105	43	40	35	65	65
31	Burnett, Alex	R-R	6-0	210	7/25/87	Anaheim, CA	Westminster, CA	MINNESOTA	2-2	5.29	41	9	0	0	47.2	52	28	23	13	47	0,000
55	Carpas, Matt	R-R	6-2	245	5/3/83	Douglasville, GA	Douglasville, GA	MINNESOTA	2-0	2.00	27	0	0	0	19.2	26	12	12	8	18	0,135
58	Diamond, Scott	L-L	6-3	215	7/30/86	Gepligh, ON	Gepligh, ON	WASHINGTON	3-3	2.74	47	0	0	0	26	46.0	51	14	9	38	5,017
52	Diesing, Brian	L-L	6-0	207	2/22/83	Maplewood, MN	Omaha, NE	Gwinnett	4-1	3.36	10	10	1	0	56.1	53	25	21	15	33	0,000
76	Guerra, Dennis	R-R	6-5	245	4/17/89	San Felipe, Bolivia, VZ	Puerto Orcaz, VZ	MINNESOTA	10-3	2.62	53	13	1	0	130.2	122	42	38	35	78	1,104
88	Hacker, Eric	S-R	6-1	230	3/25/83	Duracville, TX	Dallas, TX	Rebster	0-3	6.84	5	4	0	0	25.0	35	21	19	8	18	0,000
37	Hay, Jim	R-R	6-6	210	12/30/82	Trenton, NJ	Robbinsville, NJ	Fresno	16-8	4.51	29	29	0	0	165.2	181	93	83	62	129	0,027
56	Hughes, Dusty	L-L	5-10	185	6/29/82	Tuolum, MS	Horn Lake, MS	Norfolk	2-0	3.16	24	0	0	0	31.1	26	11	11	17	38	0,000
47	Lirio, Francisco	L-L	6-2	215	10/25/83	San Cristobal, DR	Miami, FL	KANSAS CITY	1-3	3.63	57	0	0	0	56.1	59	28	24	24	34	1,030
49	Manshief, Jeff	R-R	6-2	211	1/16/85	San Antonio, TX	Boerne, TX	MINNESOTA	14-10	3.62	31	31	0	0	191.2	184	77	77	58	201	4,104
50	Mjares, Jose	L-L	6-0	230	10/29/84	Caracas, VZ	Caracas, VZ	MINNESOTA	2-1	5.28	13	1	0	0	29.0	34	20	17	6	21	0,000
36	Nathan, Jeff	R-R	6-4	227	11/22/74	Houston, TX	Knoville, TN	MINNESOTA	3-8	5.13	19	18	1	0	98.1	134	60	56	22	83	0,127
17	Neshek, Pat	S-R	6-3	210	4/7/80	Madison, WI	Knoville, TN	MINNESOTA	1-1	3.31	47	0	0	0	32.2	34	14	12	9	28	2,024
48	Parkins, Carl	R-R	6-5	250	1/7/87	New Britain, CT	Brooklyn Park, MN	MINNESOTA	0-1	5.00	11	0	0	0	9.0	7	5	8	9	2	9,120
15	Perkins, Glen	L-L	6-0	208	3/2/83	St. Paul, MN	Lakeville, MN	MINNESOTA	5-1	3.89	30	0	0	0	2.0	3	3	2	2	2	4,005
39	Slama, Anthony	R-R	6-3	201	1/6/84	Orange, CA	Garden Grove, CA	MINNESOTA	17-11	3.75	32	32	7	0	221.0	227	95	92	37	117	12,161
59	Sloney, Kevin	R-R	6-3	203	5/4/84	Conroe, TX	Pittsburgh, PA	MINNESOTA	1-1	5.82	13	1	0	0	21.2	29	16	14	5	14	5
51	Swarzak, Anthony	R-R	6-4	208	9/10/85	Evansville, IN	Lake Mary, FL	MINNESOTA	4-9	5.81	26	24	0	0	124.0	160	91	80	36	38	3,010
NO. CATCHERS (2)	B-T	HT	WT	BORN <th>BIRTHPLACE</th> <th>RESIDENCE</th> <th>2009 CLUB</th> <th>W-L</th> <th>ERA</th> <th>G</th> <th>GS</th> <th>C6</th> <th>SV</th> <th>IP</th> <th>H</th> <th>R</th> <th>ER</th> <th>BB</th> <th>SO</th> <th>M.L.S.</th>	BIRTHPLACE	RESIDENCE	2009 CLUB	W-L	ERA	G	GS	C6	SV	IP	H	R	ER	BB	SO	M.L.S.	
41	Bulter, Drew	R-R	6-1	200	8/4/83	St. Paul, MN	St. Paul, MN	MINNESOTA	0-1	7.71	5	0	0	0	4.2	6	4	4	5	5	0,000
7	Mauer, Joe	R-R	6-5	233	4/19/83	St. Paul, MN	Lake Mary, FL	MINNESOTA	2-2	2.20	54	0	0	0	17	65.2	172	80	79	116	3,663
NO. INFELDERS (9)	B-T	HT	WT	BORN <th>BIRTHPLACE</th> <th>RESIDENCE</th> <th>2009 CLUB</th> <th>W-L</th> <th>ERA</th> <th>G</th> <th>GS</th> <th>C6</th> <th>SV</th> <th>IP</th> <th>H</th> <th>R</th> <th>ER</th> <th>BB</th> <th>SO</th> <th>M.L.S.</th>	BIRTHPLACE	RESIDENCE	2009 CLUB	W-L	ERA	G	GS	C6	SV	IP	H	R	ER	BB	SO	M.L.S.	
12	Castilla, Alex	S-R	5-9	185	7/20/84	San Cristobal, DR	San Cristobal, DR	MINNESOTA	13-6	4.45	30	28	0	0	155.2	172	80	77	38	69	0,773
38	Hughes, Livi	R-R	5-11	205	8/2/84	Perth, Australia	Perth, Australia	MINNESOTA	5-12	6.21	22	22	0	0	111.2	143	87	87	38	59	0,000
33	Morreau, Justin	L-R	6-4	233	5/15/81	New Westminster, BC	St. Paul, MN	MINNESOTA	197	4.49	142	12	0	0	1,000	138	63	1	2	13	4
83	Pramellie, Chris	L-L	6-1	232	2/24/88	Long Beach, CA	Oakhill, FL	MINNESOTA	327	137	510	88	167	43	1	9	75	65	53	1	7,000
24	Plouffe, Trevor	R-R	6-2	200	6/15/86	West Hills, CA	Porter Ranch, CA	MINNESOTA	276	6	AB	R	28	38	HR	BB	53	17	6	0	0,007
25	Thome, Jim	L-R	6-3	250	8/27/70	Peoria, IL	Hirsdale, IL	MINNESOTA	210	6	AB	R	28	38	HR	BB	53	17	6	0	1,688
20	Tolbert, Matt	S-R	6-0	185	5/4/82	McComb, MS	Woodville, MS	MINNESOTA	276	69	152	26	42	7	4	1	0	0	3	0	0,000
19	Velez, Danny	R-R	6-2	220	9/19/84	Miami, FL	Miami, FL	MINNESOTA	143	5	12	1	2	1	0	0	0	0	0	0	0,000

NO.	OUTFIELDERS (9)	B-T	HT	WT	BORN	BIRTHPLACE	RESIDENCE	2010 CLUB	AVG	G	AB	R	H	2B	3B	HR	RBI	BB	SO	SB	M.L.S.
87	Benson, Joe	R-R	6-1	205	3/7/88	Hinsdale, IL	Minooka, IL	Ft. Myers	.294	21	85	16	25	11	4	13	8	21	5		
5	Cuddeback, Michael	R-R	6-2	221	3/27/79	Norfolk, VA	Ft. Myers, FL	New Britain	.251	107	379	93	165	37	5	41	58	93	7	7,157	
16	Kubie, Jason	R-R	6-0	220	5/25/82	Belle Fourche, SD	Calabasas, CA	MINNESOTA	.249	143	518	68	129	23	3	21	92	56	116	0	6,009
18	Reple, Jason	R-R	5-11	196	12/27/80	East Chicago, IN	West Richland, WA	MINNESOTA	.228	58	127	19	29	6	0	9	13	38	3		
11	Revera, Ben	L-R	5-9	170	5/3/88	Atlanta, GA	Lexington, KY	MINNESOTA	.281	60	228	38	64	8	0	6	28	30	49	10	3,168
2	Starr, Denard	L-L	6-0	208	2/27/84	Washington, DC	Tampa, FL	New Britain	.305	94	361	44	110	10	4	1	23	32	41	36	0,029
61	Tosoni, Rene	L-R	6-0	197	7/2/86	Toronto, ON	Port Coquitlam, BC	MINNESOTA	.264	153	629	85	166	24	10	3	58	60	74	26	2,111
21	Young, Delmon	R-R	6-3	240	9/14/85	Montgomery, AL	Camarillo, CA	New Britain	.270	52	185	22	50	8	4	24	25	52	3	0,000	
		R-R	6-3	240	9/14/85	Montgomery, AL	Camarillo, CA	MINNESOTA	.298	153	570	77	170	46	1	21	112	28	81	5	4,034

NON-ROSTER PLAYERS

NO.	PITCHERS (6)	B-T	HT	WT	BORN	BIRTHPLACE	RESIDENCE	2009 CLUB	W-L	ERA	G	GS	C6	SV	IP	H	R	ER	BB	SO	M.L.S.
74	Bazardo, Yorman	R-R	6-2	230	7/11/84	Maracay, VZ	Maracay, VZ	Round Rock	4-5	3.87	34	5	0	1	88.1	97	43	38	26	58	0,143
57	Waldrop, Kyle	R-R	6-5	215	10/27/85	Knowlton, TN	Knowlton, TN	Tolledo	4-1	3.16	8	0	0	0	42.2	40	19	15	18	17	2,050
74	Bazardo, Yorman	R-R	6-2	230	7/11/84	Maracay, VZ	Maracay, VZ	Tolledo	4-1	3.16	8	0	0	0	42.2	40	19	15	18	17	2,050
57	Waldrop, Kyle	R-R	6-5	215	10/27/85	Knowlton, TN	Knowlton, TN	Tolledo	4-1	3.16	8	0	0	0	42.2	40	19	15	18	17	2,050
74	Bazardo, Yorman	R-R	6-2	230	7/11/84	Maracay, VZ	Maracay, VZ	Tolledo	4-1	3.16	8	0	0	0	42.2	40	19	15	18	17	2,050
57	Waldrop, Kyle	R-R	6-5	215	10/27/85	Knowlton, TN	Knowlton, TN	Tolledo	4-1	3.16	8	0	0	0	42.2	40	19	15	18	17	2,050
74	Bazardo, Yorman	R-R	6-2	230	7/11/84	Maracay, VZ	Maracay, VZ	Tolledo	4-1	3.16	8	0	0	0	42.2	40	19	15	18	17	2,050
57	Waldrop, Kyle	R-R	6-5	215	10/27/85	Knowlton, TN	Knowlton, TN	Tolledo	4-1	3.16	8	0	0	0	42.2	40	19	15	18	17	2,050
74	Bazardo, Yorman	R-R	6-2	230	7/11/84	Maracay, VZ	Maracay, VZ	Tolledo	4-1	3.16	8	0	0	0	42.2	40	19	15	18	17	2,050
57	Waldrop, Kyle	R-R	6-5	215	10/27/85	Knowlton, TN	Knowlton, TN	Tolledo	4-1	3.16	8	0	0	0	42.2	40	19	15	18	17	2,050
74	Bazardo, Yorman	R-R	6-2	230	7/11/84	Maracay, VZ	Maracay, VZ	Tolledo	4-1	3.16	8	0	0	0	42.2	40	19	15	18	17	2,050
57	Waldrop, Kyle	R-R	6-5	215	10/27/85	Knowlton, TN	Knowlton, TN	Tolledo	4-1	3.16	8	0	0	0	42.2	40	19	15	18	17	2,050
74	Bazardo, Yorman	R-R	6-2	230	7/11/84	Maracay, VZ	Maracay, VZ	Tolledo	4-1	3.16	8	0	0	0	42.2	40	19	15	18	17	2,050
57	Waldrop, Kyle	R-R	6-5	215	10/27/85	Knowlton, TN	Knowlton, TN	Tolledo	4-1	3.16	8	0	0	0	42.2	40	19	15	18	17	2,050
74	Bazardo, Yorman	R-R	6-2	230	7/11/84	Maracay, VZ	Maracay, VZ	Tolledo	4-1	3.16	8	0	0	0	42.2	40	19	15	18	17	2,050
57	Waldrop, Kyle	R-R	6-5	215	10/27/85	Knowlton, TN	Knowlton, TN	Tolledo	4-1	3.16	8	0	0	0	42.2	40	19	15	18	17	2,050
74	Bazardo, Yorman	R-R	6-2	230	7/11/84	Maracay, VZ	Maracay, VZ	Tolledo	4-1	3.16	8	0	0	0	42.2	40	19	15	18	17	2,050
57	Waldrop, Kyle	R-R	6-5	215	10/27/85	Knowlton, TN	Knowlton, TN	Tolledo	4-1	3.16	8	0	0	0	42.2	40	19	15	18	17	2,050
74	Bazardo, Yorman	R-R	6-2	230	7/11/84	Maracay, VZ	Maracay, VZ	Tolledo	4-1	3.16	8	0	0	0	42.2	40	19	15	18	17	2,050
57	Waldrop, Kyle	R-R	6-5	215	10/27/85	Knowlton, TN	Knowlton, TN	Tolledo	4-1	3.16	8	0	0	0	42.2	40	19	15	18	17	2,050
74	Bazardo, Yorman	R-R	6-2	230	7/11/84	Maracay, VZ	Maracay, VZ	Tolledo	4-1	3.16	8	0	0	0	42.2	40	19	15	18	17	2,050
57	Waldrop, Kyle	R-R	6-5	215	10/27/85	Knowlton, TN	Knowlton, TN	Tolledo	4-1	3.16	8	0	0	0	42.2	40	19	15	18	17	2,050
74	Bazardo, Yorman	R-R	6-2	230	7/11/84	Maracay, VZ	Maracay, VZ	Tolledo	4-1	3.16	8	0	0	0	42.2	40	19	15	18	17	2,050
57	Waldrop, Kyle	R-R	6-5	215	10/27/85	Knowlton, TN	Knowlton, TN	Tolledo	4-1	3.16	8	0	0	0	42.2	40	19	15	18	17	2,050
74	Bazardo, Yorman	R-R	6-2	230	7/11/84	Maracay, VZ	Maracay, VZ	Tolledo	4-1	3.16	8	0	0	0	42.2	40	19	15	18	17	2,050
57	Waldrop, Kyle	R-R	6-5	215	10/27/85	Knowlton, TN	Knowlton, TN	Tolledo	4-1	3.16	8	0	0	0	42.2	40	19	15	18	17	2,050
74	Bazardo, Yorman	R-R	6-2	230	7/11/84	Maracay, VZ	Maracay, VZ	Tolledo	4-1	3.16	8	0	0	0	42.2	40	19	15	18	17	2,050
57	Waldrop, Kyle	R-R	6-5	215	10/27/85	Knowlton, TN	Knowlton, TN	Tolledo	4-1	3.16	8	0	0	0	42.2	40	19	15	18	17	2,050
74	Bazardo, Yorman	R-R	6-2	230	7/11/84	Maracay, VZ	Maracay, VZ	Tolledo	4-1	3.16	8	0	0	0	42.2	40	19	15	18	17	2,050
57	Waldrop, Kyle	R-R	6-5	215	10/27/85	Knowlton, TN	Knowlton, TN	Tolledo	4-1	3.16	8	0	0	0	42.2	40	19	15	18	17	2,050
74	Bazardo, Yorman	R-R	6-2	230	7/11/84	Maracay, VZ	Maracay, VZ	Tolledo	4-1	3.16	8	0	0	0	42.2	40	19	15	18	17	2,050
57	Waldrop, Kyle	R-R	6-5	215	10/27/85	Knowlton, TN	Knowlton, TN	Tolledo	4-1	3.16	8	0	0	0	42.2	40	19	15	18	17	2,050
74	Bazardo, Yorman	R-R	6-2	230	7/11/84	Maracay, VZ	Maracay, VZ	Tolledo	4-1	3.16	8	0	0	0	42.2	40	19	15	18	17	2,050
57	Waldrop, Kyle	R-R	6-5	215	10/27/85	Knowlton, TN	Knowlton, TN	Tolledo	4-1	3.16	8	0	0	0	42.2	40	19	15	18	17	2,050
74	Bazardo, Yorman	R-R	6-2	230	7/11/84	Maracay, VZ	Maracay, VZ	Tolledo	4-1	3.16	8	0	0	0	42.2	40	19	15	18	17	2,050
57	Waldrop, Kyle	R-R	6-5	215	10/27/85	Knowlton, TN	Knowlton, TN	Tolledo	4-1	3.16	8	0	0	0	42.2	40	19	15	18	17	2,050
74	Bazardo, Yorman	R-R	6-2	230	7/11/84	Maracay, VZ	Maracay, VZ	Tolledo	4-1	3.16	8	0	0	0	42.2	40	19	15	18	17	2,050
57	Waldrop, Kyle	R-R	6-5	215	10/27/85	Knowlton, TN	Knowlton, TN	Tolledo	4-1	3.16	8	0	0	0	42.2	40	19	15	18	17	2,050
74	Bazardo, Yorman	R-R	6-2	230	7/11/84	Maracay, VZ	Maracay, VZ	Tolledo	4-1	3.16	8	0	0	0	42.2	40	19	15	18	17	2,050
57	Waldrop, Kyle	R-R	6-5	215	10/27/85	Knowlton, TN	Knowlton, TN	Tolledo	4-1	3.16	8	0	0	0	42.2	40	19	15	18	17	2,050
74	Bazardo, Yorman	R-R	6-2	230	7/11/84	Maracay, VZ	Maracay, VZ	Tolledo	4-1	3.16	8	0	0	0	42.2	40	19	15	18	17	2,050
57	Waldrop, Kyle	R-R	6-5	215	10/27/85	Knowlton, TN	Knowlton, TN	Tolledo	4-1	3.16	8	0	0	0	42.2	40	19	15	18	17	2,050
74	Bazardo, Yorman	R-R	6-2	230	7/11/84	Maracay, VZ	Maracay, VZ	Tolledo	4-1	3.16	8	0	0	0	42.2	40	19	15	18	17	2,050
57	Waldrop, Kyle	R-R	6-5	215	10/27/85	Knowlton, TN	Knowlton, TN	Tolledo	4-1	3.16	8	0	0	0	42.2	40	19	15	18	17	2,050
74	Bazardo, Yorman	R-R	6-2	230	7/11/84	Maracay, VZ	Maracay, VZ	Tolledo	4-1	3.16	8	0	0	0	42.2	40	19	15	18	17	2,050
57	Waldrop, Kyle	R-R	6-5	215	10/27/85	Knowlton, TN	Knowlton, TN	Tolledo	4-1	3.16	8	0	0	0	42.2	40	19	15	18	17	2,050
74	Bazardo, Yorman	R-R	6-2	230	7/11/84	Maracay, VZ	Maracay, VZ	Tolledo	4-1	3.16	8	0	0	0	42.2	40	19	15	18	17	2,050
57	Waldrop, Kyle	R-R	6-5	215	10/27/85	Knowlton, TN	Knowlton, TN	Tolledo	4-1	3.16	8	0	0	0	42.2	40	19	15	18	17	2,050
74	Bazardo, Yorman	R-R	6-2	230	7/11/84	Maracay, VZ	Maracay, VZ	Tolledo	4-1	3.16	8	0	0	0	42.2	40	19	15	18	17	2,050
57	Waldrop, Kyle	R-R	6-5	215	10/27/85	Knowlton, TN	Knowlton, TN	Tolledo	4-1	3.16	8	0	0	0	42.2	40	19				

THE RADIO HOME OF THE



1500 AM))

ESPN

TWIN CITIES

THE HOME OF
SPORTSTALK

1500ESPN.COM))

MINNESOTA TWINS 2011 SCHEDULE TWINSBASEBALL.COM 612 33-TWINS

APRIL

SUN	MON	TUE	WED	THU	FRI	SAT
					1 6:07 TOR	2 12:07 TOR
3 12:07 TOR	4 6:05 NYY	5 6:05 NYY	6 6:05 NYY	7 12:05 NYY	8 3:10 OAK	9 6:10 OAK
10 1:10 OAK	11	12 7:10 KC	13 12:10 KC	14 5:40 TB	15 6:10 TB	16 3:10 TB
17 12:40 TB	18 6:05 BAL	19 6:05 BAL	20 6:05 BAL	21 TBA BAL	22 7:10 CLE	23 12:10 CLE
24 1:10 CLE	25	26 7:10 TB	27 7:10 TB	28 12:10 TB	29 7:10 KC	30 6:10 KC

JUNE

SUN	MON	TUE	WED	THU	FRI	SAT
			1 6:05 DET	2 7:10 KC	3 7:10 KC	4 6:10 KC
5 1:10 KC	6 6:05 CLE	7 6:05 CLE	8 6:05 CLE	9 7:10 TEX	10 7:10 TEX	11 3:10 TEX
12 1:10 TEX	13	14 7:10 CWS	15 7:10 CWS	16 12:10 CWS	17 7:10 SD	18 6:10 SD
19 1:10 SD	20	21 9:15 SF	22 9:15 SF	23 2:45 SF	24 7:10 MIL	25 6:10 MIL
26 1:10 MIL	27 7:10 LAD	28 7:10 LAD	29 12:10 LAD	30		

AUGUST

SUN	MON	TUE	WED	THU	FRI	SAT
	1	2 9:05 LAA	3 9:05 LAA	4 9:05 LAA	5 7:10 CWS	6 6:10 CWS
7 1:10 CWS	8 7:10 BOS	9 7:10 BOS	10 7:10 BOS	11	12 6:05 CLE	13 6:05 CLE
14 12:05 CLE	15 6:05 DET	16 6:05 DET	17 6:05 DET	18 7:10 NYY	19 7:10 NYY	20 6:10 NYY
21 1:10 NYY	22 7:10 BAL	23 7:10 BAL	24 7:10 BAL	25 12:10 BAL	26 7:10 DET	27 3:10 DET
28 1:10 DET	29 7:10 CWS	30 7:10 CWS	31 1:10 CWS			

MAY

SUN	MON	TUE	WED	THU	FRI	SAT
1 1:10 KC	2	3 7:10 CWS	4 1:10 CWS	5	6 6:10 BOS	7 12:10 BOS
8 12:35 BOS	9 6:10 BOS	10 7:10 DET	11 12:10 DET	12	13 7:10 TOR	14 3:10 TOR
15 1:10 TOR	16 9:10 SEA	17 9:10 SEA	18 9:07 OAK	19 2:37 OAK	20 8:40 ARI	21 7:10 ARI
22 3:10 ARI	23 7:10 SEA	24 7:10 SEA	25 12:10 SEA	26	27 7:10 LAA	28 6:10 LAA
29 1:10 LAA	30 12:05 DET	31 6:05 DET				

JULY

SUN	MON	TUE	WED	THU	FRI	SAT
					1 7:10 MIL	2 6:10 MIL
3 1:10 MIL	4 1:10 TB	5 7:10 TB	6 12:10 TB	7 7:10 CWS	8 7:10 CWS	9 3:10 CWS
10 1:10 CWS	11 ALL STAR BREAK ★ ARIZONA ★	12	13	14 7:10 KC	15 7:10 KC	16 6:10 KC
17 1:10 KC	18 7:10 CLE	19 7:10 CLE	20 12:10 CLE	21 7:10 DET	22 7:10 DET	23 3:10 DET
24 1:10 DET	25 7:05 TEX	26 7:05 TEX	27 7:05 TEX	28 7:05 TEX	29 9:07 OAK	30 8:07 OAK

SEPTEMBER

SUN	MON	TUE	WED	THU	FRI	SAT
				1	2 9:05 LAA	3 8:05 LAA
4 2:35 LAA	5 1:10 CWS	6 7:10 CWS	7 7:10 CWS	8	9 6:05 DET	10 3:10 DET
11 12:05 DET	12	13 7:10 KC	14 3:10 KC	15	16 7:10 CLE	17 12:10 CLE
18 1:10 CLE	19	20 7:10 SEA	21 7:10 SEA	22 12:10 SEA	23 6:05 CLE	24 6:05 CLE
25 12:05 CLE	26 7:10 KC	27 7:10 KC	28 7:10 KC	29	30	

Value Home Games
 Select Home Games
 Premium Home Games
 All times central. Schedule subject to change.

All games on 1500 ESPN Twin Cities and Treasure Island Baseball Network.

