

**2018**

**Components**



*The weigh you want... **today***

---

# the weigh you want... *today!*



Dear Customer:

This catalog has been prepared especially for the professional in the weighing industry. I am sure that you will find it informative and helpful.

We pride ourselves on answering the phone on the first ring and shipping your order the same day that you place it.

You will also benefit from our huge inventory. Our records indicate that we ship 49 out of 50 orders from stock.

Price is also important and you can depend on our price being the best in the industry. If you have large quantities we can give you better prices.

You will note that there are many new items in this catalog. Please take the time to see what has been added to see if it fits what you need.

Thank you for being our customer. We look forward to many successful years with you.

Best Personal Regards  
Rudolph J. Kolaci  
President

## **Mission**

Serve, Supply, & Inform You with Total**competence**.

## **Vision**

Embrace Change While Maintaining Values.

## **Values**

*Honest* in all of our dealings.

*Helpful* to our customers & each other.

*Happy* in both home and office.

*Healthy* in all aspects of our lives.



**T500 Weight Indicator**

Weighing indicator with an extremely small package size. Full duplex RS232 serial port. T500E have ABS plastic enclosure, T500ESS has SS enclosure. All have **stainless steel** swivel stand. 120 VAC adapter is included. 15 ft load cell cable with connector included. NTEP 96-028 III 5,000 div

Part Number	Weight	Stock	Price C
T500E Indicator w/Green LED display	4 lb	2841	\$ 235.00
T500ESS Indicator w/Stainless Steel enclosure	7 lb	2842	365.00

**Service Parts**

			C
AC adapter 120 VAC to 12 VDC 0.5A for T500, T500E switching	1 lb	2843	28.50
AC adapter 120 VAC to 9 VDC 0.5A for T500E new version	1 lb	2489M	28.50
AC adapter 120 VAC to 6 VDC 300 mA for T500 new version	1 lb	2497M	34.20
AC adapter 120 VAC to 12 VDC 0.8A for TI500BWL	1 lb	2812M	28.50
AC adapter 100-240VAC to 12VDC 0.9A for T500ESS, TI-600ESS	1 lb	2562M	47.60
AC Power cord for 100-240 VAC adapter	1 lb	3640M	10.20
Load cell connector for T500 & T500E	1 lb	2952M	29.00
Load cell cable w/connector for T500 & T500E	1 lb	2687M	55.70
Rear panel load cell connector, flange mount	1 lb	2953M	29.00
Main board for T500E	1 lb	2405	176.00
Main board for T500ESS	1 lb	2406	180.00
Front overlay for T500	1 lb	2339	29.00
Front overlay for T500E	1 lb	2340	29.00
Front overlay for T500ESS	1 lb	2341	29.00



T500E



T500ESS



**SPECIFICATIONS**

LOAD CELL . . . . .10 VDC, 120 ma  
(4)350 or (8)700 ohm load cells

ANALOG INPUT . . . . .0.4 μV per div, 1.0 μV per div NTEP

CONVERSION . . . . .25 updates per sec  
5,000 display div NTEP  
50,000 div, industrial

OUTPUT . . . . .Full duplex RS232  
Baud 1200, 2400, 4800, 9600, O, E, N

ACCURACY . . . . .0.01% of full scale

KEYS . . . . .LB/KG, ZERO, NET/GROSS, TARE, PRINT, ANNUNCIATORS . . . .Gross, Net, Tare, Zero, lb, kg, pcs

DISPLAY . . . . .Liquid Crystal display or Green LED  
6 digit 0.6" high  
Decimal point selectable  
Display div 1,2,5,10,20,50,100,200

POWER . . . . .120 VAC wall adapter 50/60 Hz, 0.5 watt  
output is 12VDC, 500 ma

SIZE . . . . .T500,T500E: 6.81"W x 2.26"D x 3.19"H, 4 lb  
ABS plastic enclosure,  
desk top or wall mount

T500ESS: 5.5"W x 2.9"D x 9.0"H, 7 lb  
NEMA 4 **stainless steel** enclosure  
Desk top or wall mount

T500BW: 8.1"W x 11.8"D x 3.9"H, 10 lb  
ABS plastic enclosure,  
desk top or wall mount

Prices are subject to change without notice. Please call for current prices. Other items are available from the manufacturers, please call for prices.



## TRANSCELL TECHNOLOGY, INC.

### TI-500P Weight Indicator

Weighing indicator with an extremely small package size. Full duplex RS232 serial port. Aluminum enclosure. Three point calibration is standard. **Peak hold** is a selectable feature of the TI-500EP. Remote display is a selectable feature of the TI-500EP. All have **stainless steel** swivel stand. 120 VAC adapter is included. Includes 15 ft load cell cable with connector.

NTEP 96-028 III 5,000 div



TI-500EP



TI-500



Part Number	Weight	Stock	Price C
TI-500EP Indicator w/Green LED display, peak hold	4 lb	6437M	\$ 275.00
TI-500 Indicator w/LCD w/backlite display	4 lb	2840	215.00
TI-500E Indicator w/green LED	4 lb	4408	275.00

#### Service Parts

AC adapter 120 VAC to 9 VDC 0.5A for, TI-500EP	1 lb	2489M	28.50
AC adapter 120 VAC to 6 VDC 300 mA for TI-500P	1 lb	2497M	34.20

Nov

Load cell connector for TI-500P & TI-500EP	1 lb	2952M	29.00
Load cell cable w/connector for TI-500P & TI-500EP	1 lb	2687M	55.70
Rear panel load cell connector, flange mount	1 lb	2953M	29.00
Front overlay for TI-500ESS	1 lb	4821	38.50

### SPECIFICATIONS

LOAD CELL . . . . .10 VDC, 120 ma  
(4)350 or (8)700 ohm load cells

ANALOG INPUT . . . . .0.4  $\mu$ V per div, 1.0  $\mu$ V per div NTEP

CONVERSION . . . . .25 updates per sec  
5,000 display div NTEP  
50,000 div, industrial

OUTPUT . . . . .Full duplex RS232  
Baud 1200, 2400, 4800, 9600, O, E, N

ACCURACY . . . . .0.01% of full scale

KEYS . . . . .lb/kg, ZERO, NET/GROSS, TARE, PRINT,

ANNUNCIATORS . . . .Gross, Net, Tare, Zero, lb, kg, pcs

DISPLAY . . . . .Liquid Crystal display or Green LED  
6 digit 0.6" high  
Decimal point selectable  
Display div 1,2,5,10,20,50,100,200

POWER . . . . .120 VAC wall adapter 50/60 Hz, 0.5 watt  
output is 12VDC, 500 mA

SIZE . . . . .T500P,T500EP:  
6.81"W x 2.26"D x 3.19"H, 4 lb  
Aluminum enclosure,  
desk top or wall mount





### TRWS Weighing Indicator

Stainless steel. Digital weight indicator with backlit LCD display. 6 mechanical switch keys. Applications for: Check Weighing, Accumulation, Over/Under, Animal Weighing. Units for: lb, kg, g, oz, tj, hj. Internal counts: 600,000. Rechargeable battery provide up to 35 hours of continuous use. IP65 housing. RS232 serial port. AC adapter. Max div 30,000. NTEP 13-091 III 6,000 div

Part Number	Weight	Stock	Price C
TRWS Indicator	7 lb	7667MB	\$ 193.00
<b>Service Parts</b>			<b>C</b>
Load cell connector, 5 pin	1 lb	6359MB	29.00
Main board for TRWS	1 lb	6361MB	128.00
AC adapter for TRWS/TWP/TLI 100-240 VAC to 12 VDC	1 lb	6362MB	19.00
Battery for TRWS	1 lb	6363MB	42.80
TRWS front overlay	1 lb	7327MB	20.00
<b>Option</b>			<b>C</b>
Tripod for indicator	3 lb	6287MB	98.00



TRWS



Tripod

### SPECIFICATIONS

LOAD CELL . . . . .5 VDC, 150 ma (4)350 ohm load cells	KEYS. . . . .UNIT, PRINT, G/N, TARE, ZERO, ON/OFF
ANALOG INPUT . . . . .2.5 µV/div	ANNUNCIATORS . . . . .lb, kg, g, oz, tj, hj, mt, hi, ok, lo, Peak, Battery, Hold, Stable, Auto, Animal, Zero, Tare Net, Gross
CONVERSION . . . . .Update max 60 times per sec 1, 2, 5, 10, 20, 50	DISPLAY . . . . .6 digit 22mm LCD with backlight
ACCURACY . . . . .0.01% full scale	POWER . . . . .AC adapter/Battery
OUTPUT . . . . .RS232	SIZE . . . . .7.75"W x 3.25"D x 4.63"H Desktop or wall mount Stainless steel enclosure IP65 housing

Prices are subject to change without notice. Please call for current prices.

Other items are available from the manufacturers, please call for prices.



TLI Indicator



TLI Light Tower

## TLI Digital Weighing Indicator

Stainless steel. IP65 housing protected by low pressure jets from all directions. Digital weight indicator. 6 digit, 2" LCD backlit display. Applications for: Simple Weighing, Over/Under, Animal weighing, Counting, Accumulation. Units for: lb, kg, g, oz, lb:oz. 30,000 maximum display divisions. Rechargeable battery provides up to 70 hours of continuous use (without backlit and light tower), charging LED indicator. LED lights for Over/Under and counting function. RS-232 serial port. Optional LED light tower w/ relay board. AC adapter and battery included. NTEP 13-090 III 6,000 div

Part Number	Weight	Stock	Price C
TLI Indicator w/ adapter	10 lb	2658	\$ 288.00
TLI indicator w/ internal power	10 lb	3307	288.00
<b>Options</b>			<b>C</b>
LED Light Tower w/ relay board	4 lb	2659	178.00
Red light for OVER high setpoint			
Green light for ACCEPT between high & low setpoint			
Yellow light for UNDER low setpoint			
4-20ma/0-20ma Analog output	1 lb	3023	72.00
Requires 10-30VDC external power supply			
0-10VC Output board	1 lb	3475	75.00
Requires 10-30VDC external power supply			
<b>Service Parts</b>			<b>C</b>
Load cell connector, 5 pin	1 lb	6359MB	29.00
AC adapter for TRWS/TWP/TLI 100-240 VAC to 12 VDC	1 lb	6362MB	19.00
Front overlay and keypad for TLI	1 lb	3359	21.00
Main Board for TLI	1 lb	3764	224.00
GH645 Rechargeable battery	4 lb	6114MB	39.10
AC adapter jack TLI	1 lb	133	13.60
RS232 board w/ cable	1 lb	209	89.00

## SPECIFICATIONS

LOAD CELL . . . . .5VDC, 150ma  
(4)350 ohm load cells

ANALOG INPUT . . . . .2.5  $\mu$ V/div

CONVERSION . . . . .Update max 60 times per second  
1, 2, 5, 10, 20, 50

ACCURACY . . . . .0.01% full scale

OUTPUT . . . . .RS232 and optional 5VDC Light Tower  
w/ relay board  
4-20ma/0-20ma Analog output

KEYS. . . . .G/N, UNIT, PRINT/MT, TARE, ZERO,  
ON/OFF

ANNUNCIATORS . . . .lb, kg, g, oz, lb:oz, battery, stable, zero,  
gross, net, tare, pcs

DISPLAY . . . . .6 digit, 2" LCD with backlight

POWER . . . . .AC adapter/Battery or internal

SIZE . . . . .11.4" W x 3.5"D x 7.4"H  
Desk or wall mount  
Stainless steel enclosure  
IP65 housing

Prices are subject to change without notice. Please call for current prices.

Other items are available from the manufacturers, please call for prices.



**T7-P & T7-SS Touch Screen Indicator**

T7-P has ABS plastic enclosure. 6.75" touch screen display. T7-SS has IP65 stainless steel housing. 6.75" touch screen display. 5 tactile keys for: On/Off, Set up, Home, Tare, Zero. Panel home screen keys for: Class, Take Out, Target, Count, Check, M+, Pre-Tare, Print, Sum. Applications for: Hi/Lo, Unit, Product. Built in applications include: standard weighing, over/under check weighing with bar graph, Take Out, Target, Counting, Class (grading), Hi/Lo applications. Built in Time/Date clock. Indicator has 4 Pre-Tare settings that can be saved and one Pre-Tare setting for custom entry. T7-SS and T7-P can store up to 9999 product ID by product name, barcode, Pre-Tare, unit weight in g/pcs or lb/pcs, Hi.Lo level. If product ID has barcode assigned to it using optional barcode scanner, product ID retrievable for fast access. M+ function will add weighment to memory that is retrievable with Sum and transferred to PC using flash drive or printed on paper and then cleared manually. USB port for plug and play ZoomSun barcode scanner and software upload and data download. T7-SS is equipped with 1xRS232 port, 1xRS422, 2x USB port. T7-P is equipped with 1xRS232 port, 1x USB port.

Part Number	Weight	Stock	Price C
T7-P	7lb	4977	\$ 685.00
T7-SS	8 lb	4978	828.00

Options			C
ZoomSun USB barcode scanner	2 lb	4987	248.00
OS-2130D Argox direct thermal printer	2 lb	1716M	325.00



**T7-P  
Touch Sreen Indicator  
ABS Plastic**



**T7-SS  
Touch Sreen Indicator  
Stainless Steel**



**ZoomSun USB  
Barcode Scanner**



**OS-2130D  
Direct Thermal Printer**

**SPECIFICATIONS**

LOAD CELL .....5VDC,  
(16)350 ohm load cells

ANALOG INPUT .....2.5 µV/div

CONVERSION .....Internal count: 1,000,000  
External Resolution 6000e

ACCURACY .....0.01% of full scale

OUTPUT .....T7-20: RS232, RS422, 2 USB ports  
S7-20: RS232, USB port  
Cortex Dual Core

KEYS.....ON/OFF, SET UP, HOME, TARE, ZERO

ANNUNCIATORS ... .kg, g, lb, oz, tj, gj, lz

DISPLAY .....5 digit, 6.75" touch screen display  
Display div 1, 2, 5, 10, 20, 50, 100

POWER .....Internal 6VDC battery and AC adapter  
included.

SIZE .....T7-20: 9.34"W x 4.25"D x 6.58" H  
S7-20: 10.58W" x 3.5"D x 6.58"H

Prices are subject to change without notice. Please call for current prices.

Other items are available from the manufacturers, please call for prices.



TWP Indicator & AC adapter



Tripod

## TWP Weighing Indicator

ABS plastic enclosure. Digital weight indicator with 6 digit, 0.8" high LCD display with backlit LCD display. 6 mechanical switch keys. Applications for: Check Weighing, Peak Hold, Accumulation, Over/Under, Animal Weighing. Units for: lb, kg, g, oz, tj, hj. Internal counts: 600,000. Rechargeable battery provides up to 35 hours of continuous use. RS232 serial port. 115 VAC, 12V/500mA AC adapter. Max div 30,000. NTEP 13-091 III 6,000 div

Part Number	Weight	Stock	Price C
TWP Indicator	3 lb	2213	\$ 158.00
<b>Service Parts</b>			
Load cell connector, 5 pin	1 lb	6359MB	29.00
Main board for TRWS/TWP	1 lb	6361MB	128.00
AC adapter for TRWS/TWP/TLI 100-240 VAC to 12 VDC	1 lb	6362MB	19.00
Battery for TRWS/TWP	1 lb	6363MB	42.80
TWP front overlay NTEP	1 lb	7291	20.00
<b>Option</b>			
Tripod for indicator	3 lb	6287MB	98.00

## SPECIFICATIONS

LOAD CELL . . . . .5VDC, 150ma  
(4)350 ohm load cells

ANALOG INPUT . . . . .2.5  $\mu$ V/div

CONVERSION . . . . .Update max 60 times per sec  
1, 2, 5, 10, 20, 50

ACCURACY . . . . .0.01% full scale

OUTPUT . . . . .RS232  
baud 600, 1200, 2400

KEYS. . . . .ON/OFF, ZERO, TARE, G/N, PRINT/M+,  
UNIT

ANNUNCIATORS . . . .lb, kg, g, oz, tj, hj, mt, hi, ok, lo, Peak,  
Battery, Hold, Stable, Auto, Animal, Zero, Tare  
Net, Gross

DISPLAY . . . . .6 digit, 0.8" high LCD with backlight

POWER . . . . .AC adapter/Battery

SIZE . . . . .7.2"W x 1.77"D x 3.93"H  
Desktop or wall mount  
ABS housing

Prices are subject to change without notice. Please call for current prices.

Other items are available from the manufacturers, please call for prices.



**TWP-W Weighing Indicator**

ABS plastic enclosure. Digital weight indicator with 6 digit, 0.8" high LCD display with backlit LCD display. 6 mechanical switch keys. Applications for: Check Weighing, Peak Hold, Accumulation, Over/Under, Animal Weighing. Units for: lb, kg, g, oz, tj, hj. Internal counts: 600,000. 8 units can work next to each other within 100 meters with 8 different frequency settings. Rechargeable battery provides up to 35 hours of continuous use. RS232 serial port. 115 VAC, 12V/500mA AC adapter. Max div 30,000.



Part Number	Weight	Stock	Price C
TWP-W Wireless Indicator	8 lb	2214	\$ 643.00

**Indicator**  
Battery or AC adapter located up to 100 meters away

**Base unit**  
Battery or AC adapter located at load cells

Service Parts	Weight	Stock	Price C
Main board for TRWS/TWP	1 lb	6361MB	128.00
AC adapter for TRWS/TWP 100-240 VAC to 12 VDC	1 lb	6362MB	19.00
Battery for TRWS/TWP	1 lb	6363MB	42.80
TWP/TRWS front overlay	1 lb	7327MB	20.00
GH645 Battery for transmitter	4 lb	6114MB	39.10

**TWP-W System**

**SPECIFICATIONS**

LOAD CELL . . . . .5VDC, 150ma  
(4)350 ohm load cells

ANALOG INPUT . . . . .2.5 µV/div

CONVERSION . . . . .Update max 60 times per sec  
1, 2, 5, 10, 20, 50

ACCURACY . . . . .0.01% full scale

OUTPUT . . . . .RS232  
baud 600, 1200, 2400

KEYS. . . . .ON/OFF, ZERO, TARE, G/N, PRINT/M+, UNIT

ANNUNCIATORS . . . . .lb, kg, g, oz, tj, hj, mt, hi, ok, lo, Peak, Battery, Hold, Stable, Auto, Animal, Zero, Tare Net, Gross

DISPLAY . . . . .6 digit, 0.8" high LCD with backlight

POWER . . . . .AC adapter/Battery

SIZE . . . . .7.2"W x 1.77"D x 3.93"H  
Desktop or wall mount  
ABS housing

Prices are subject to change without notice. Please call for current prices.

Other items are available from the manufacturers, please call for prices.



A&D WEIGHING DIVISION



FS-D

## FS-D Weighing Indicator

Stainless steel housing. Standard and take-away checkweighing. 0.5 sec measurement time. Auto tare function. Negative comparison. Drive up to 4 x 350 ohm load cells. Can be programmed to only the following 8 fixed capacities - 6, 15, 30, 60, 150, 300, 600, 1500 kg. 2 year warranty.

Part Number	Weight	Stock	Price C
FS-D Indicator	14 lb	4005MB	\$ 902.00

### Options

			B5
HC-06i Rechargeable battery pack	5 lb	4006	43.00
FS-03i RS232C & Relay output	1 lb	4008	128.00

## SPECIFICATIONS

LOAD CELL . . . . .5 VDC +/- 5%, 60 ma  
(4) 350 ohm load cells  
No remote sensing

ANALOG INPUT . . . . .0.2  $\mu$ V per div min

CONVERSION . . . . .Update rate 20 times/second

ACCURACY . . . . .0.01% of full scale

OUTPUT . . . . .RS232 & comparator relay\*  
RS422/485 & comparator relay\*  
\* optional

KEYS. . . . .ON/OFF, RECALL, KEY, SAMPLE, PT,  
STORE, LO, HI, TARE, UNITS, DISPLAY  
ZERO, CLEAR, PRINT/ENTER

ANNUNCIATORS . . . . .Stable, Net, Zero, Print, PT, Lo, Ok, Hi

DISPLAY . . . . .7 segment LCD. 0.73" with backlight

POWER . . . . .100-240 VAC +/-10%, 50/60Hz, 30 VA  
80 hours (depends on usage)

SIZE . . . . .9.8"W x 8"D x 10.5"H  
desktop/wall mount stand and connector  
plug for use with platforms from A&D  
Weighing and most manufacturers.  
SS enclosure, IP65

Prices are subject to change without notice. Please call for current prices.

Other items are available from the manufacturers, please call for prices.





A&D WEIGHING DIVISION

**AD-4321 Weighing Indicator**

Service parts only for AD-4321 indicator.

Part Number	Weight	Stock	Price C
<b>Service Parts</b>			
01 Parallel BCD output TTL level	1 lb	1016	\$ 199.00
05 Stainless steel water resistant enclosure	1 lb	1018	399.00
PZ:710A A/D converter board	1 lb	698	451.00
08:A47486 capacity tag	1 lb	64	6.60
JM:NJC-207-PF load cell connector	1 lb	642M	61.40
JM:NJC-207-RM connector w/flange for rear panel	1 lb	474M	24.90



AD-4321

Prices are subject to change without notice. Please call for current prices.

Other items are available from the manufacturers, please call for prices.

99 Reagent Lane  
 Fair Lawn NJ 07410  
 201-797-2718 \* 800-631-0347

**Totalcomp**  
 Components

www.totalcomp.com  
 Fax 201-797-2287  
 Toll Free Fax 888-797-2288





A&D WEIGHING DIVISION



AD-4322A MKII  
w/ optional printer



## AD-4322A MKII Weighing Indicator

10 key pad for easy tare entry. 100 I.D. code (8 digit) memory information blocks that contain Tare, Comparator limits, running code total weight and number of weighing events for each separate coded item. 50 tare weights can be stored in memory by I.D. number. Full Digital Calibration (FDC) for easy setting of zero and span. Digital linearization function to compensate for non-linearity of load cells. Will switch from lb to kg at the press of a button. Standard 20 ma serial output. Digital filter with four settings for everything from high speed automated weighing to animal weighing. Waterproof keyboard makes this indicator very useful in a variety of environments. Optional built in printer. Panel mount, desk top or wall mount. Twin displays. One display for weight, other for parameter setting, optional time and date. Peak hold circuit, built in comparator, complete RFI protection. NTEP approved Truck Scale program for general applications and Weigh-In, Weigh-Out usage.

S.WA 4315

NTEP 89-037 III/IIIL 10,000 div.

Part Number	Weight	Stock	Price C
AD-4322A MKII-08 Indicator w/printer	11 lb	1680	\$ 1,770.00

### Options

AD-4322-01A Parallel BCD output TTL levels	1 lb	1929	399.00
AD-4322-08 Built in printer	1 lb	1578	405.00
AD-4322-10 Panel mount kit	1 lb	1109	129.00
AD-4322-11 Wall mount kit	1 lb	1110	59.00

### Service Parts

JM:NJC-207-PF load cell connector	1 lb	642M	43.00
JM:NJC-207-RM connector w/flange for rear panel	1 lb	474M	15.00
WP:PP129-28A Thermal paper for printer, pack of (5)	1 lb	1750	27.00
01:A39844 Keysheet overlay	1 lb	65	14.00
PZ:2084 Switchboard (behind overlay)	1 lb	66	147.00
PZ:2082 Main board for AD4322A MKII	1 lb	1552	909.00
Maintenance manual	1 lb	665	39.00
OPT-01 BCD open collector	1 lb	1575	271.00

## SPECIFICATIONS

LOAD CELL . . . . .12 VDC +/- 5%, 280 ma  
(8)350 ohm load cells  
Remote sensing for long cable runs

ANALOG INPUT . . . . .0.6  $\mu$ V to 200  $\mu$ V per div

CONVERSION . . . . .Update rate 16 times/sec  
20,000 display divisions  
330,000 internal divisions

ACCURACY . . . . .0.01% of full scale

OUTPUT . . . . .20ma serial loop  
RS232 & 20ma serial loop or BCD \*  
Baud 600, 1200, 2400, 4800, 9600, even  
4-20ma analog \*  
Setpoint interface \*  
\* Optional

KEYS. . . . . ZERO, NET/GROSS, TARE, CODE, M+, M-,  
STORE, RECALL, TOTAL, PRINT, FEED,  
STANDBY/OPERATE

ANNUNCIATORS . . . . .Center of Zero, Motion Detection, Net/Gross,  
Tare Entered, kg, lb, Under, Accept, Over

DISPLAY . . . . .Bright easy to see cobalt blue 0.5" high  
500,000 max display  
Decimal point selectable  
Display div 1,2,5,10,20,50

POWER . . . . .120 VAC +/-10%, 50/60Hz, 200 watts

SIZE . . . . .200W x 142D x 186H mm, 10 lb  
Desk top or panel mount  
Plastic enclosure

Prices are subject to change without notice. Please call for current prices.

Other items are available from the manufacturers, please call for prices.



A&D WEIGHING DIVISION

**AD-4323 Digital Weighing Indicator**

Includes all the latest improvements to be a successor to the reliable AD4316. Standard functions are 17 updates/second, full RFI protection, digital filtering, DIN panel cutout, full digital calibration, no pots, set point interface, serial current loop output.

S.WA 4298  
NTEP 88-095 III/IIIL 10,000 div.

Part Number	Weight	Stock	Price C
-------------	--------	-------	---------

**Service Parts only.**

**Field installable options**

AD-4324-04 Serial output RS232C/20ma loop	1 lb	1445M	259.00
---	------	-------	--------

**Service Parts**

JM:NJC-207-PF load cell connector	1 lb	642M	43.00
01:A34806 keysheet overlay	1 lb	678	32.00
PZ:2074 display board	1 lb	325	440.00
PZ:2074/2075 display & main board	1 lb	326	833.00
PZ:2077 A/D converter board	1 lb	688	423.00



AD-4323

**SPECIFICATIONS**

LOAD CELL . . . . .12 VDC +/- 5%, 280 ma  
(8)350 ohm load cells  
Remote sensing for long cable runs

ANALOG INPUT . . . . .0.6 µV to 36 µV per div

CONVERSION . . . . .17 times/sec display update  
70/sec sample rate for internal setpoint comparison  
Integrating dual slope  
10,000 display divisions

ACCURACY . . . . .0.01% of full scale

OUTPUT . . . . .RS232 & 20ma serial loop or BCD \*  
Baud 600, 1200, 2400, 4800, 9600, even  
4-20ma analog \*  
\* Optional

KEYS. . . . .ZERO, TARE, GROSS/NET, PRINT, STANDBY/OPERATE

ANNUNCIATORS . . . Zero, MD, Net/Gross, Tare entered, lb, kg

DISPLAY . . . . .Bright, easy to see cobalt blue 0.5" high  
500,000 max display  
Decimal point selectable  
Display div 1,2,5,10,20,50

POWER . . . . .120 VAC +/-10%, 50/60Hz, 20 watts

SIZE . . . . .7.6"W x 7.4"D x 3.8"H, 7 lb  
Desk top or panel mount plastic enclosure

Prices are subject to change without notice. Please call for current prices.

Other items are available from the manufacturers, please call for prices.

99 Reagent Lane  
Fair Lawn NJ 07410  
201-797-2718 \* 800-631-0347



www.totalcomp.com  
Fax 201-797-2287  
Toll Free Fax 888-797-2288

# AND

A&D WEIGHING DIVISION



## AD-4325A Batch Weighing Indicator

Options only for AD-4325A indicator..

Part Number	Weight	Stock	Price C
<b>Options</b>			
AD-4342-04 Serial output/RS232, 20mA loop	1 lb	1445M	259.00
AD-4325-02 Relay output	2 lb	1037	488.00

AD-4325A





A&D WEIGHING DIVISION

## AD-4327 Weighing Indicator

Service parts only for AD-4327 indicator.

Part Number	Weight	Stock	Price A5
<b>Service Parts</b>			
JM:NJC-207-PF load cell connector	1 lb	642M	\$ 61.40
JM:NJC-207-RM connector w/flange for rear panel	1 lb	474M	24.90
08:C42675B Keysheet overlay AD-4327A	1 lb	2726	23.00
08:C42677A Keysheet overlay AD-4327B	1 lb	2727	23.00
08:B31449B Display overlay AD-4327B	1 lb	2793	35.00
<b>A5</b>			
TB:662 AC adapter 120VAC	2 lb	1305MB	43.00



AD-4327A



AD-4327B

### SPECIFICATIONS

LOAD CELL . . . . . .5 VDC +/- 5%, 90 ma  
(6)350 or (12)700 ohm load cells  
Remote sensing for long cable runs

ANALOG INPUT . . . . .0.2  $\mu$ V to 120  $\mu$ V per div

CONVERSION . . . . .Update rate 5 times/sec  
10,000 display divisions  
40,000 internal divisions

ACCURACY . . . . . .0.01% of full scale

OUTPUT . . . . . .RS232 & 20ma serial loop or set points \*  
Baud 600, 1200, 2400, 4800, 9600, even  
\* Optional

KEYS. . . . . .ON/OFF, MODE, ZERO, TARE, NET/GROSS,  
SAMPLE, PRINT

ANNUNCIATORS . . .MD, Zero, Gross, Net, Under, Target, Over

DISPLAY . . . . . .Large easy to see LCD 0.87" high  
199,980 max display  
Decimal point selectable  
Display div 1,2,5,10,20,50

POWER . . . . . .(6) "C" size batteries or 120 VAC adapter,  
160 hours w/alkaline cells driving a load cell.

SIZE . . . . . .11.00"W x 6.30"D x 5.12"H, 10 lb  
Desk top or wall mount  
NEMA 4 **stainless steel** enclosure

Prices are subject to change without notice. Please call for current prices.

Other items are available from the manufacturers, please call for prices.

99 Reagent Lane  
Fair Lawn NJ 07410  
201-797-2718 \* 800-631-0347

**Totalcomp**  
Components

www.totalcomp.com  
Fax 201-797-2287  
Toll Free Fax 888-797-2288



A&D WEIGHING DIVISION



AD-4328



## AD-4328 Digital Weighing Indicator

A low cost, general purpose Weighing Indicator. Full digital calibration. Mount on panel or desktop. Comparator function and optional relay/transistor output. HI/GO/LO comparator and simple weighing-in comparator can be selected. Bright red LED display. Front panel is splashproof, equivalent to IP65. Includes 120VAC adapter.

Canadian AM-5252  
NTEP 99-074 III/IIIL 10,000 div.

Part Number	Weight	Stock	Price C
AD-4328 Weight Indicator	8 lb	207	\$ 560.00

### Options

Options	Weight	Stock	Price C
4328-01 BCD output open collector	1 lb	222	214.00
4328-02 Comparator outputs open collector	1 lb	228	73.00
4328-03 RS-422/485 Serial interface w/comp output	1 lb	229	210.00
4328-04 RS232,20ma & Comparator relay output	1 lb	248	130.00
4328-10 Indicator stand	1 lb	262	64.00

### Service Parts

TB:622 Adapter 120VAC	1 lb	1305MB	43.00
-----------------------	------	--------	-------

## SPECIFICATIONS

LOAD CELL . . . . .5 VDC +/- 5%, 90 ma  
(6)350 or (12)700 ohm load cells  
Remote sensing for long cable runs

ANALOG INPUT . . . . .0.2  $\mu$ V to 375  $\mu$ V per div

CONVERSION . . . . .10 times/sec display update  
Dual slope integration  
20,000 display divisions  
40,000 internal divisions

ACCURACY . . . . .0.01% of full scale

OUTPUT . . . . .20ma serial loop  
Parallel BCD open collector transistor \*  
Comparator output, open collector transistor \*  
RS422/485 serial w/comparator output\*  
RS232/20ma/Comp relay 100ma,50VDC\*  
Baud 600, 1200, 2400, 4800, 9600, even  
\* Optional

KEYS. . . . . OPERATE/STANDBY, PRESET TARE, M+,  
MODE, NET/GROSS, ZERO, TARE, PRINT

ANNUNCIATORS . . . .Zero, MD, Gross, Net, PT, lb, kg

DISPLAY . . . . .Bright red LED 14.2mm high  
6 digits 7 segment  
Decimal point selectable  
Display div 1,2,5,10,20,50

POWER . . . . .Nominal 9VDC(6VDC to 12VDC)  
AC adapter 120 VAC 50/60Hz, 4 watts

SIZE . . . . .6.6"W x 5"D x 5.5"H, 8 lb  
Desk top or panel mount  
Plastic enclosure





A&D WEIGHING DIVISION

## AD-4401 Batch Weighing Indicator

Fuzzy Logic and Automatic Free Fall Compensation. Enter setpoints through front keys or external thumbwheels. Hold and Peak Hold functions. Weigh-In and Loss-in-Weight batching. Check Weighing.

Assign up to 6 input functions from a selection of 14,

Programmable "F" function key on the front key pad of the AD-4401 may be programmed for special operation,



AD-4401

Part Number	Weight	Stock	Price C
AD-4401 Batch Weighing Indicator	4 lb	4083	\$ 1,365.00
<b>Options</b>			
AD-4401-01 Parallel BCD output open collector	1 lb	4084	284.00
AD-4401-03 RS422/485 serial output	1 lb	4085	263.00
AD-4401-04 RS232C serial output	1 lb	4086	243.00
AD-4401-05 Setpoint Unit	1 lb	4087	1,140.00
AD-4401-07 Analog output 4-20 ma	1 lb	4088	390.00

### SPECIFICATIONS

LOAD CELL .....10 VDC +/- 5%, 230 ma  
(8)350 or (16) 700 ohm load cells  
Remote sensing for long cable runs

ANALOG INPUT .....0.3  $\mu$ V per div min

CONVERSION .....17 times/sec display update  
100/sec sample rate for internal setpoint comparison  
Sigma Delta conversion  
16,000 display divisions  
1,000,000 internal divisions

ACCURACY .....0.01% of full scale

OUTPUT .....20ma serial loop  
RS232, RS422/485, 4-20ma, BCD \*  
Baud 600, 1200, 2400, 4800, 9600, O, E, N  
100 ingredients  
Setpoint relays \*  
\* Optional

KEYS. .... SETPOINT, ZERO, TARE, NET/GROSS, F, ENTER, OPR/STB/ESC

ANNUNCIATORS ...Zero, MD, Gross, Net, Hold, Alarm, Final, F.Fall, Prelm, OP.PLM, Over, Under, Z.Band

DISPLAY .....Bright easy to see cobalt blue 13mm high  
999,950 max display  
Decimal point selectable  
Display div 1,2,5,10,20,50

POWER .....120 VAC +/-10%, 50/60Hz, 20 watts

SIZE .....5.67"W x 7.76"D x 2.83"H, 4 lb  
Plastic enclosure, panel mount only

Prices are subject to change without notice. Please call for current prices.

Other items are available from the manufacturers, please call for prices.





A&D WEIGHING DIVISION

## AD-4402 Batching/Network Weighing Indicator

Multiple sequences & functions for filling, mixing, timing functions can be pre-programmed in this unit. Stores 100 sets of ingredient data, 100 sets of recipe codes. Select from 50 functions for each of 11 control inputs and 11 control outputs. 100 times per second high speed sampling. Compact DIN table or panel mounting. Standard RS485 communication for up to 32 units. Option cards for CC Link, Device Net & Profibus.

Part Number	Weight	Stock	Price C
AD-4402 Batching Network Indicator	5 lb	5521	\$ 2,050.00
<b>Options</b>			
AD-4402-01 Parallel BCD output-open collector	1 lb	5522	425.00
AD-4402-02 Relay output	1 lb	5523	425.00
AD-4402-03 RS422/485 serial output	1 lb	5524	425.00
AD-4402-04 RS232 serial output	1 lb	5525	425.00
AD-4402-05 Parallel I/O	1 lb	5526	425.00
AD-4402-07 Analog 4-20ma output	1 lb	5527	552.00
AD-4402-20 CC link interface	1 lb	5528	740.00
AD-4402-21 Device Net interface	1 lb	5529	1,070.00
AD-4402-22 Profibus interface	1 lb	5530	1,040.00



AD-4402

### SPECIFICATIONS

LOAD CELL .....10 VDC +/- 5%, 230 ma  
(8)350 ohm load cells  
Remote sensing for long cable runs

ANALOG INPUT .....0.6  $\mu$ V to 200  $\mu$ V per div

CONVERSION .....17 times/sec display update  
100/sec sample rate for internal setpoint comparison  
Delta sigma conversion  
16,000 display divisions  
1,000,000 internal divisions

OUTPUT ..... BCD  
RS232, RS422, RS485 \*  
Baud 600, 1200, 2400, 4800, 9600, O, E, N  
100 ingredients  
Setpoint relays \*  
\* Optional

KEYS..... F1/F3, F2/F4, SHIFT, CODE RECALL/CODE SET, A/a, 1-0,ESCAPE, ENTER, NET/GROSS, TARE, ZERO

ANNUNCIATORS .....Stable, Net, Gross, Full, Zero Band, Fast Flow, Medium Flow, Dribble Flow, Finish, Tare Entry

DISPLAY .....Blue VFD 0.7" (18mm) high  
16,000 max display  
Decimal point selectable  
Display div 1,2,5,10,20,50

SUB DISPLAY .....(4) lines alpha characters 0.2" high VFD  
Displays status information

POWER .....85-250 VAC +/-10%, 50/60Hz, 20 watts

SIZE .....7.5"W x 5.3"D x 3.8"H, 5 lb  
Plastic enclosure.  
Table and panel mount

Prices are subject to change without notice. Please call for current prices.

Other items are available from the manufacturers, please call for prices.

99 Reagent Lane  
Fair Lawn NJ 07410  
201-797-2718 \* 800-631-0347

**Totalcomp**  
Components

www.totalcomp.com  
Fax 201-797-2287  
Toll Free Fax 888-797-2288





**A&D WEIGHING DIVISION**

### AD-4406 Weighing Indicator

A general purpose Weighing Indicator. 1/40,000 display resolution. Mount on table, wall or desktop. Large 1" high LCD display. Front panel is waterproof, protected to IP65. Counting mode. Digital linearization. RS232 standard. Accumulator with auto or manual entry. Optional relay outputs or 4-20ma analog output. 3 input signals for external control. NTEP 04-034 III/IIIL 10,000 div.

Part Number	Weight	Stock	Price	C
AD-4406 Weighing Indicator	6 lb	6146	\$ 441.00	
<b>Options</b>				
AD-4406-03 RS422/485/Relays solid state AC output Replaces standard RS232	1 lb	6147	275.00	C
AD-4406-05 RS232 w/Relays solid state AC output Replaces standard RS232	1 lb	6148	232.00	
AD-4406-07* Analog output 4-20 ma (replaces std RS232)	1 lb	6149	423.00	

\* Analog output card comes with its own AC adapter. When the analog output card is installed, (2) AC adapter will be used, one for the basic indicator and one for the analog output.



**AD-4406**

### SPECIFICATIONS

<p><b>LOAD CELL</b> . . . . . 5 VDC +/- 5%, 60 ma (4)350 or (8) 700 ohm load cells Remote sensing for long cable runs</p> <p><b>ANALOG INPUT</b> . . . . . 0.2 µV per div min</p> <p><b>CONVERSION</b> . . . . . 10 times/sec display update Integrating dual slope type 40,000 display divisions 1,000,000 internal divisions</p> <p><b>ACCURACY</b> . . . . . .0.01% of full scale</p> <p><b>OUTPUT</b> . . . . . RS232 serial RS422/485/Relays replaces std RS232 * RS232 w/Relays replaces std RS232 * Baud 600, 1200, 2400, 4800, 9600, O, E, N * Optional</p>	<p><b>KEYS</b> . . . . . ZERO, TARE, NET/GROSS, F1, F2, ON/OFF</p> <p><b>ANNUNCIATORS</b> . . . . . Stable, Net, Zero, Hi, Ok, Lo, Ready, Batt, M+</p> <p><b>DISPLAY</b> . . . . . Large 1" high LCD display 999,950 max display Decimal point selectable Display div 1,2,5,10,20,50</p> <p><b>POWER</b> . . . . . 120 VAC +/-10%, 50/60Hz, 30 VA AC adapter or alkaline C battery operation. 180 hours life with (1) 350 ohm load cell 70 hours life with (4) 350 ohm load cells</p> <p><b>SIZE</b> . . . . . 7.56"W x 3.43"D x 3.78"H, 6 lb Bracket included for desktop or wall mount. Panel mount Plastic enclosure, IP65</p>
---	---

Prices are subject to change without notice. Please call for current prices.

Other items are available from the manufacturers, please call for prices.

99 Reagent Lane  
Fair Lawn NJ 07410  
201-797-2718 \* 800-631-0347



www.totalcomp.com  
Fax 201-797-2287  
Toll Free Fax 888-797-2288





A&D WEIGHING DIVISION

## AD-5000 Programmable Weighing Indicator

Options and service parts only for the AD-5000,  
NTEP 95-040 III/IIIL 10,000 div.

Part Number	Weight	Stock	Price C
<b>Options</b>			<b>C</b>
AD-5000-IR Input relay for AD-5000-255	1 lb	2891	\$ 65.60



AD-5000



### SPECIFICATIONS

<p><b>LOAD CELL</b> . . . . .10 VDC, 240 ma (8) 350 ohm load cells Remote sensing for long cable runs</p> <p><b>ANALOG INPUT</b> . . . . .0.1 <math>\mu</math>V to 3.9 <math>\mu</math>V per div</p> <p><b>CONVERSION</b> . . . . .Update 60 times/sec 10,000 display divisions H44 120,000 display divisions 1,000,000 internal divisions</p> <p><b>ACCURACY</b> . . . . .0.01% of full scale Span +/-5ppm/ deg C Zero +/-0.3uV+0.005% offset/ deg C</p> <p><b>OUTPUT</b> . . . . .16 setpoints RS232,RS422,RS485,20ma loop Baud 150,300,1200,2400,4800,9600, O, E, N Setpoint relays * * Optional</p>	<p><b>KEYS.</b> . . . . . 1-0, F1, F2, CLEAR, ENTER, ZERO, TARE, NET/GROSS, UNITS, PRINT</p> <p><b>ANNUNCIATORS</b> . . . . .Gross, Net, Motion, Zero, lb, kg</p> <p><b>DISPLAY</b> . . . . .Bright red 1" high w/16 bright levels 999,990 max display Display div 1,2,5,10,20,50 Status:Gross, Net, Motion, Zero, lb, kg</p> <p><b>POWER</b> . . . . .120/240 VAC +/-10%, 50/60Hz, 60 watts 240 VAC must be specified when ordering.</p> <p><b>SIZE</b> . . . . .8.88"W x 3.63"D x 8.75"H, 11 lb Desk top or wall mount NEMA 4 <b>stainless steel</b> enclosure</p>
---	--

Prices are subject to change without notice. Please call for current prices.

Other items are available from the manufacturers, please call for prices.

99 Reagent Lane  
Fair Lawn NJ 07410  
201-797-2718 \* 800-631-0347

**Totalcomp**  
Components

www.totalcomp.com  
Fax 201-797-2287  
Toll Free Fax 888-797-2288



**PUE 7  
Measuring Indicator**



**PUE 7P  
Measuring Indicator**

## PUE 7 Measuring Indicator

**PUE 7:** Indicators are intended for building industrial scales. Plastic housing for rack installations. 5.7" color display, touch panel and membrane keypad. Counting pieces with labeling. Dosage with recipes. KTP (CPG) for pre-packages. Two infrared proximity sensors with programmable functionality installed. Two platforms can be connected to the indicator. PUE 7 supports 1 weighing platform in standard version. Ports for barcode scanners, receipt and label printers, transponder card and readers and typical PC equipment. Window CE 6.0 operating system. Two proximity sensors. IP54. 230VAC.

**PUE 7P:** Indicators are intended for building industrial scales. Stainless steel housing for rack installations. 5.7" color display, touch panel and membrane keypad. Counting pieces with labeling. Dosage with recipes. KTP (CPG) for pre-packages. Two infrared proximity sensors with programmable functionality installed. Four platforms can be connected to the indicator. PUE 7 supports 1 weighing platform in standard version. Ports for barcode scanners, receipt and label printers, transponder card and readers and typical PC equipment. Window CE 6.0 operating system. Front IP66/67, whole IP32. 15VDC

Part Number	Weight	Stock	Price C5
PUE 7 Measuring Indicator	3 lb	6313	\$ 858.00
PUE 7P Measuring Indicator	4 lb	6314	1,298.00

## SPECIFICATIONS

LOAD CELL . . . . . 5 VDC, 62ma (4) 350 ohm load cells  
 ANALOG INPUT . . . . .0.5  $\mu$ V per div  
 CONVERSION . . . . .6,000 div class III  
 ACCURACY . . . . .0.01% full scale  
 OUTPUT . . . . .(2) RS232  
                   (2) USB  
                   Ethernet  
                   (4)in / (4) out

KEYS . . . . .Touch panel (8) keys  
 ANNUNCIATORS . . . . .Graphic display  
 DISPLAY . . . . .5.7" graphic display  
 POWER . . . . .PUE7: 120 VAC  
                   PUE7P: 15 VDC  
 SIZE . . . . .PUE7: 8"W x 5.5"D x 2.8"H  
                   plastic enclosure IP54  
                   PUE7/P: 8.5"W x 4.7"D x 6.2"H  
                   stainless steel enclosure, panel mount  
                   front IP66/67  
                   whole IP32





## 180 Weighing Indicator

304 stainless steel enclosure. Versatile mounting bracket for wall or desktop. 0.56" highly visible LED. Easy operation, 6 key keypad. On demand serial data. Continuous serial data. Serial connectivity for Output to One Label/Ticket Printer or PC. Cardinal Control Ticket/Label Printing Configuration. Remote display/keypad for other Cardinal indicators. NTEP 06-105A1 III/III L 5,000 div.

Part Number	Weight	Stock	Price A9
180 Indicator	5 lb	2097	\$ 327.00



**180**  
Weight Indicator

### SPECIFICATIONS

LOAD CELL . . . . . 8 VDC, 240 ma  
(4) 350 ohm load cells

ANALOG INPUT . . . . .1.28  $\mu$ V div displayed

CONVERSION . . . . .Update 1-16 times/sec  
5,000 display divisions

ACCURACY . . . . .0.01% of full scale

OUTPUT . . . . .(1) Bi-directional RS232

KEYS . . . . . ON/OFF, ZERO, TARE, NET/GROSS, UNITS, PRINT

ANNUNCIATORS . . . . .lb, kg, oz

DISPLAY . . . . .Bright red 6 digit, 7 segment 0.56" high LED  
Display div 1,2,5,10,20 x 0.1,0.01,0.001

POWER . . . . .12 VDC, 1A UL/CSA listed power supply

SIZE . . . . .5.67"W x 9.13"D x 2.81"H, 2.1 lb  
Desk top or wall mount  
304 stainless steel enclosure  
Nema 1/IP40

Prices are subject to change without notice. Please call for current prices.

Other items are available from the manufacturers, please call for prices.

99 Reagent Lane  
Fair Lawn NJ 07410  
201-797-2718 \* 800-631-0347

**Totalcomp**  
Components

www.totalcomp.com  
Fax 201-797-2287  
Toll Free Fax 888-797-2288





**190 Storm  
Weight Indicator**



## 190 & 190DC Storm Weight Indicator

High temp, high pressure washdown indicator. The 190 storm high impact indicator is perfect for food processing, chemical industry, pharmaceutical, and almost any harsh application environment. Thermoplastic IP69K wall or desktop mount. Unique capacitive touch keys, the keypad senses the operators finger from inside of the enclosure. Red status lamps provide a visual indication of key-presses. Colorzone checkweighing changes color automatically as the pre-assigned target weights are reached.

NTEP 10-084  
Canada AM-5804  
OIML pending

Part Number	Weight	Stock	Price A9
190 Storm indicator AC Version	10 lb	7035	\$ 655.00

### Options

BP190 Lithium ion battery pack	1 lb	7036	194.00
--------------------------------	------	------	--------

Part Number	Weight	Stock	Price A9
190DC Storm indicator, includes battery pack	11 lb	7037	\$ 655.00

### Options

PS190 AC adapter	1 lb	7038	101.00
------------------	------	------	--------

### Select one of the following cables for the use with the AC adapter.

190DC6 Power cable 6ft	3 lb	7039	40.00
190DC12 Power cable 12ft	6 lb	7040	49.00
190DC18 Power cable 18ft	9 lb	7041	69.00

## SPECIFICATIONS

LOAD CELL . . . . .5.18 VDC, 120 ma  
(6) 350 ohm load cells

ANALOG INPUT . . . . .0.15  $\mu$ V per div Non-Commercial  
0.5  $\mu$ V per div Commercial

CONVERSION . . . . .Update 1 to 100 times/sec selectable  
10,000 display divisions NTEP  
240,000 display divisions Non-Commercial

ACCURACY . . . . .0.2% full scale

OUTPUT . . . . .(1) RS232 bidirectional

KEYS . . . . .OFF/ON, ZERO, TARE, GROSS/NET,  
UNITS, FUNCTION, PRINT

ANNUNCIATORS . . . .lb, kg, oz, g

DISPLAY . . . . .Back lit 1" high LCD  
6 digits, 7 segments

POWER . . . . .110-240 VAC, 50/60Hz Power cord  
190DC 10.5 to 30 VDC Power pack

SIZE . . . . .9.4"W x 3.7"D x 6.4"H, lb  
IP69K



## 200 Weight Indicator

Panel mount digital weight indicator. Mounts to panel with side slides. Wiring connections are to screw terminals which have as a service feature a plug in terminal block. 3/16 DIN panel mount cutout. (2) RS232 serial ports. Aluminum housing. 120 VAC.

NTEP 01-011 III/III L 10,000 div.  
Canada AM 5397

Part Number	Weight	Stock	Price A9
200 Indicator, panel mount	7 lb	5265	\$ 783.00

Options			A9
2XX-DAC 4-20ma output	1 lb	3177M	306.00



**200  
Indicator  
Panel mount**

### SPECIFICATIONS

LOAD CELL . . . . .12 VDC, 120 ma  
(8) 350 ohm load cells  
Remote sensing for long cable runs

ANALOG INPUT . . . . .0.5  $\mu$ V per div

CONVERSION . . . . .Update 20 times/sec  
10,000 display divisions NTEP

ACCURACY . . . . .0.01% of full scale

OUTPUT . . . . .(2) RS232 bidirectional  
Baud 150,300,1200,2400,4800,9600, O, E, N

KEYS . . . . .ZERO, UNITS, PRINT, OVER, UNDER

ANNUNCIATORS . . . . .MOTION, ZERO, LB, KG, G, OZ, LB/OZ,  
UNDER, ACCEPT, OVER, MOTION,  
NEGATIVE, ZERO

DISPLAY . . . . .Bright red 0.56" high LED  
6 digits  
100,000 max

POWER . . . . .120 VAC +/-10%, 50/60Hz, 60 watts

SIZE . . . . .12"W x 3.25"D x 8.75"H, 12 lb  
3/16 DIN panel mount  
NEMA 4 aluminum enclosure

Prices are subject to change without notice. Please call for current prices.

Other items are available from the manufacturers, please call for prices.

99 Reagent Lane  
Fair Lawn NJ 07410  
201-797-2718 \* 800-631-0347

**Totalcomp**  
Components

www.totalcomp.com  
Fax 201-797-2287  
Toll Free Fax 888-797-2288



**204  
Indicator  
Stainless Steel**



## 204 Weight Indicator

**Stainless steel** digital weight indicator. Units selectable are lb, kg, g. AC or battery power. with auto shutoff and sleep mode to save battery life. RS232 serial port. Stainless steel enclosure is not washdown. 120 VAC or (6) C cell batteries. NTEP 02-016, III, 5,000 div

Part Number	Weight	Stock	Price A9
204 Indicator	10 lb	5266	\$ 470.00

### Service Parts

6800-1045 AC adapter	1 lb	5069	<b>A5</b> 77.00
----------------------	------	------	--------------------

## SPECIFICATIONS

LOAD CELL .....10 VDC, 120 ma  
(4) 350 ohm load cells  
Remote sensing for long cable runs

ANALOG INPUT .....1.2  $\mu$ V per div

CONVERSION .....Update 10 times/sec  
5,000 display divisions NTEP

ACCURACY .....0.01% of full scale

OUTPUT .....RS232 bidirectional  
Baud 150,300,1200,2400,4800,9600, O, E, N

KEYS .....ZERO, TARE, NET/GROSS, UNITS, \*,  
PRINT, ON/OFF

ANNUNCIATORS ...MOTION, ZERO, LB, KG, G, OZ, MOTION,  
NEGATIVE, ZERO

DISPLAY .....LCD 1" high  
6 digits  
100,000 max

POWER .....120 VAC +/-10%, 50/60Hz, 6 watts  
or (6) C cell batteries.

SIZE .....8"W x 2-1/8"D x 6-5/8"H, 10 lb  
U bracket for desk top or wall mount  
NEMA 4 **stainless steel** enclosure,IP55



## 205 Weight Indicator

Digital weight indicator. Units are lb, lb-oz, oz, T, kg, g, t, custom. Auto shut off and sleep modes, push button tare, gross, tare, net selection, accumulator, gross and net, adjustable filtering, selectable lock out, four input lines. (2) RS232 serial ports. Stainless steel enclosure. 120 VAC.  
 NTEP 01-011, III/IIIL, 10,000 div

Part Number	Weight	Stock	Price A9
205 Indicator	12 lb	5268	\$ 645.00
<b>Options</b>			<b>A9</b>
2xx-DAC 4-20 ma output	1 lb	3177M	306.00
RB3 Relay box w/ 3 relays	1 lb	3509M	206.00
RB9 Relay box w/ 9 relays	1 lb	3594M	376.00
2XX-IP Serial to Ethernet	1 lb	7001M	347.00
2XX-Panel mount kit	1 lb	7002M	103.00
2XX-BAT kit for 205 210	1 lb	7004M	80.00
<b>Service Parts</b>			<b>C</b>
8200-D201-0A mainboard	1 lb	4584	591.00
8200-D100-08 Keypad	1 lb	4585	93.30



**205 Indicator**

### SPECIFICATIONS

<p>LOAD CELL . . . . .10 VDC, 120 ma                  (8) 350 ohm load cells                  Remote sensing for long cable runs</p> <p>ANALOG INPUT . . . . .0.3 µV per div</p> <p>CONVERSION . . . . .Update 1 to 100 times/sec                  10,000 display divisions NTEP                  240,000 divisions non NTEP</p> <p>ACCURACY . . . . .0.01% of full scale</p> <p>OUTPUT . . . . .RS232 bidirectional                  RS232 output only                  Baud 150,300,1200,2400,4800,9600, O, E, N</p>	<p>KEYS . . . . .ZERO, UNITS, PRINT, OVER, UNDER</p> <p>ANNUNCIATORS . . .ZERO, STABLE, TARE, GROSS, NET, lb, oz,                  kg, g, t, T, lo bat</p> <p>DISPLAY . . . . .Bright red 0.6" high LED                  6 digits                  100,000 max</p> <p>POWER . . . . .120 VAC +/-10%, 50/60Hz, 60 watts</p> <p>SIZE . . . . .9"W x 2.75"D x 7"H, 12 lb                  U bracket for desk top or wall mount                  NEMA 4 <b>stainless steel</b> washdown enclosure IP66</p>
--	--

Prices are subject to change without notice. Please call for current prices.

Other items are available from the manufacturers, please call for prices.



210  
Indicator



## 210 Weight Indicator

Digital weight indicator. Gross, tare, net selection. Units are lb, lb-oz, oz, T, kg, g, t, custom. Auto shutoff and sleep modes. Push button tare. Gross, tare, net conversions. Adjustable filtering. Selectable key lockout. Four input lines. Numeric keypad, piece count, checkweighing, (3) preset weight comparators, time/date in 12 or 24 hour format. (2) RS232 serial ports. Stainless steel enclosure.

120 VAC.  
NTEP 01-011, III/IIIL, 10,000 div

Part Number	Weight	Stock	Price A9
210 Indicator, panel mount	12 lb	5269	\$ 839.00

### Options

			A9
Analog output	1 lb	3177M	306.00
RB3 Relay box w/ 3 relays	1 lb	3509M	206.00
RB9 Relay box w/ 9 relays	1 lb	3594M	376.00
2XX-IP Serial to Ethernet	1 lb	7001M	347.00
2XX-Panel mount kit	1 lb	7002M	103.00
2XX-BAT kit for 210	1 lb	7004M	80.00

### Service Parts

			C
8200-D124-1A Mainboard for 210	1 lb	3201	712.00
8200-D202-08 Keypad for 210	1 lb	3202	93.30

## SPECIFICATIONS

LOAD CELL .....10 VDC, 120 ma  
(8) 350 ohm load cells  
Remote sensing for long cable runs

ANALOG INPUT .....0.5  $\mu$ V per div

CONVERSION .....Update 1 to 100 times/sec  
10,000 display divisions NTEP  
240,000 divisions non NTEP

ACCURACY .....0.01% of full scale

OUTPUT .....RS232 bidirectional  
RS232 output only  
Baud 150,300,1200,2400,4800,9600, O, E, N

KEYS .....ZERO/REVIEW, TARE, NET/GROSS, TARE, UNITS/TEST, ON/OFF, COUNT/SAMPLE, TIME/DATE, PRESET, PRINT, 0-9 NUMERIC KEYPAD, ENTER

ANNUNCIATORS ... ZERO, STABLE, TARE, GROSS, NET, lb, oz, kg, g, t, T, lo bat, PWC1/under, PWC2/accept, PWC3/over

DISPLAY .....Bright red 0.56" high LED  
6 digits  
100,000 max

POWER .....120 VAC +/-10%, 50/60Hz, 60 watts

SIZE .....9"W x 2.75"D x 7"H, 12 lb  
U bracket for desk top or wall mount  
NEMA 4 **stainless steel** washdown enclosure IP66



## 210FE Weight Indicator

Digital weight indicator. Gross, tare, net selection. Units are lb, lb-oz, oz, T, kg, g, t, custom. Numeric keypad, piece count, checkweighing, (3) preset weight comparators, time/date in 12 or 24 hour format. (2) RS232 serial ports. Fiberglass enclosure. 120 VAC.

NTEP 01-011, III/IIIL, 10,000 div

Part Number	Weight	Stock	Price A9
210FE Indicator	7 lb	5270	\$ 1,793.00



**210FE  
Indicator  
Fiberglass**

### SPECIFICATIONS

LOAD CELL .....10 VDC, 120 ma  
(8) 350 ohm load cells  
Remote sensing for long cable runs

ANALOG INPUT .....0.5  $\mu$ V per div

CONVERSION .....Update 1 to 100 times/sec  
10,000 display divisions NTEP  
240,000 divisions non NTEP

ACCURACY .....0.01% of full scale

OUTPUT .....RS232 bidirectional  
RS232 output only  
Baud 150,300,1200,2400,4800,9600, O, E, N

KEYS .....ZERO, UNITS, PRINT, OVER, UNDER

ANNUNCIATORS ...ZERO, STABLE, TARE, GROSS, NET, lb, oz,  
kg, g, t, T, lo bat, PWC1/under, PWC2/accept,  
PWC3/over

DISPLAY .....3" high transfective LCD display with photo  
detector controlled back lighting  
6 digits  
100,000 max

POWER .....120 VAC +/-10%, 50/60Hz, 60 watts

SIZE .....9"W x 2.75"D x 7"H, 7 lb  
U bracket for desk top or wall mount  
NEMA 4 fiberglass enclosure IP66





**225 Navigator  
Digital Weight Indicator**



## 225 Navigator Digital Weight Indicator

Stainless steel. Full alpha keypad. 200 ID's with cross reference. 240 x 64 pixel monochrome graphics LCD with white LED backlight. Infrared Data Port allows remote operation with special software on a pocket PC. Multi-point calibration. Adjustable filtering. Consecutive numbering. Multi-interval. Multi-reports. Digital fill control. Electronic tally roll. 16 preset weight comparators. Units lb, kg, tn, t, g, oz, custom. Piece count. Checkweigher. 230 VAC. NTEP 01-011, III/IIIL, 10,000 div

Part Number	Weight	Stock	Price A9
225 Indicator	8 lb	3198	\$ 1,229.00

Service Parts			A9
8200-D360-08 keypad	1 lb	3200	107.50

### SPECIFICATIONS

LOAD CELL . . . . .12 VDC, 120 ma  
(14) 350 ohm load cells  
Remote sensing for long cable runs

ANALOG INPUT . . . . .0.5  $\mu$ V per div

CONVERSION . . . . .Update 1 to 200 times/sec selectable  
10,000 display divisions NTEP  
100,000 divisions non NTEP

ACCURACY . . . . .0.01% of full scale

OUTPUT . . . . .(3) RS232 bidirectional  
RS232 output only  
20 mA  
8 remote inputs  
16 control outputs

KEYS . . . . .60 Key keypad with QWERTY keys plus four soft keys and 13 function keys

ANNUNCIATORS . . . .ZERO, ID, MEM, STABLE, ACCUM, MAX, OVER, UNDER, ACCEPT

DISPLAY . . . . .240 x 64 pixel monochrome graphics LCD with white LED backlight

POWER . . . . .230 VAC, 50/60Hz

SIZE . . . . .12.95"W x 4.64"D x 9.87"H, 8 lb  
U bracket for desk top or wall mount  
NEMA 4 **stainless steel** enclosure IP66





## CI-2001 Weight Indicator

Weighing indicator with an extremely small package size. Full duplex RS232 serial port. ABS plastic enclosure and optional stainless steel enclosure. **Stainless Steel** swivel stand. 120 VAC adapter is included.

Canadian AM 5269  
NTEP 98-103 III 5,000 div

Part Number	Weight	Stock	Price D9
<b>ABS case</b>			
CI-2001A Indicator w/red LED display	4 lb	3669	\$ 325.00
CI-2001B Indicator w/green LCD display	4 lb	3670	325.00
<b>Stainless Steel case</b>			
CI-2001AS Indicator w/red LED display	6 lb	3859	395.00
CI-2001BS Indicator w/green LCD display	6 lb	917	395.00

### Options

CA01-12A-0102 Eprom for CI-2001A for Canada	1 lb	3012	No Charge
CA01-12AS-0102 Eprom for CI-2001AS for Canada	1 lb	6198	No Charge
CA01-12B-0102 Eprom for CI-2001B for Canada	1 lb	3427	No Charge

Note: The above Eproms will comply with Canadian Weights & Measures.  
The push button ZERO will only work when less than 4% of capacity.

### Service Parts

AC adapter 120 VAC to 12 VDC	1 lb	3862	34.30
Load cell connector	1 lb	3863	14.30
Front overlay for CI-2001A	1 lb	3864	10.00
Front overlay for CI-2001B	1 lb	3865	10.00
Front overlay for CI-2001AS	1 lb	3866	10.00



CI-2001A



CI-2001AS

## SPECIFICATIONS

LOAD CELL . . . . .	.5 VDC, 120 ma (4)350 or (8)700 ohm load cells	KEYS . . . . .	ZERO, TARE, GROSS/NET, kg/lb, *(PRINT) ENTER
ANALOG INPUT . . . . .	.05 $\mu$ V per div, 2 $\mu$ V per div NTEP	DISPLAY . . . . .	CI-2001A: 0.55" high red LED CI-2001AS: 1" high red LED CI-2001B: 1" high green LCD 6 digit Decimal point selectable Display div 1,2,5,10,20,50,100
CONVERSION . . . . .	.10 updates per sec 5,000 display div NTEP 30,000 div, industrial 200,000 internal counts	ACCURACY . . . . .	.001% of full scale
OUTPUT . . . . .	Full duplex RS232 Baud 600, 1200, 2400, 4800, 9600, O, E, N	POWER . . . . .	.120 VAC wall adapter 50/60 Hz, 0.5 watt output is 12VDC, 650 ma
		SIZE . . . . .	ABS plastic: 7.32"W x 2.28"D x 4.72"H, 4 lb SS: 7.87"W x 2.08"D x 6.49"H, 6 lb Desk top or wall mount

Prices are subject to change without notice. Please call for current prices.

Other items are available from the manufacturers, please call for prices.

# Indicators



CI-200A



CI-200S



CI-200SC



## CI-200 Cas indicators

**CI-200A:** Nema 12 plastic enclosure. Numeric keypad. Units: lb/kg. Accumulation mode. Keyboard tare. Password protected. Hi/lo alarm. Multi-point calibration. Time and date. Weight back-up. Dual range capabilities.

**CI-201A:** Nema 12 plastic enclosure. Numeric keypad. Units: lb/kg. Accumulation, Counting, Percent modes. Keyboard tare. Password protected. Hi/lo alarm. Multi-point calibration. Time and date. Weight back-up. Dual range capabilities.

**CI-200A-DB:** Nema 12 plastic enclosure. Numeric keypad. Units: lb/kg. Keyboard tare. Password protected. Hi/lo alarm. Multi-point calibration. Time and date. Weight back-up. Dual range capabilities.

**CI-201A-DB:** Nema 12 plastic enclosure. Numeric keypad. Units: lb/kg. Keyboard tare. Password protected. Hi/lo alarm. Multi-point calibration. Time and date. Weight back-up. Dual range capabilities.

**CI-200S:** Stainless steel 304 IP67 enclosure. Numeric keypad. Units: lb/kg. Keyboard tare. Password protected. Hi/lo alarm. Multi-point calibration. Time and date. Weight back-up. Dual range capabilities.

**CI-200SC:** Stainless steel 304 IP67 enclosure. Numeric keypad. Units: lb/kg. Keyboard tare. Password protected. Hi/lo alarm. Multi-point calibration. Time and date. Weight back-up. Dual range capabilities. NTEP 11-026 III 10,000 div

Part Number	Weight	Stock	Price C
CI-200A w/ LED display, AC/Rechargeable battery	4 lb	6704	\$ 295.00
CI-201A w/ LCD display, AC/Rechargeable battery	4 lb	6705	295.00
CI-200A-DB w/ LED display, AC/Dry battery	4 lb	6706	295.00
CI-201A-DB w/ LCD display, AC/Dry battery	4 lb	6707	295.00
CI-200S w/ LED display, AC/Rechargeable battery	6 lb	6708	395.00
CI-200SC w/ LED display, AC/Dry battery	6 lb	6709	425.00

## SPECIFICATIONS

LOAD CELL .....5 VDC, 120 ma  
(8)350 or (16)1000 ohm load cells

ANALOG INPUT ....0.2  $\mu$ V per division

CONVERSION .....80 updates per sec  
10,000 div NTEP

ACCURACY .....0.01% of full scale

OUTPUT .....(2) RS232C communication ports

KEYS .....0-9, F1, F2, Print, Tare, Power, On/Off

ANNUNCIATORS ...Over, Under, Accept

DISPLAY .....LCD: CI-201A w/ adjustable backlight,  
CI-201A-DB  
LED: CI-200A, CI-200A-DB, CI-200S/SC

POWER .....115V AC adapter and battery

SIZE .....ABS plastic: 9.1"W x 6.5"H x 3.6"D  
Stainless steel: 9.8"W x 7.6"H x 3.3"D  
Desktop or wall mount included

Prices are subject to change without notice. Please call for current prices.

Other items are available from the manufacturers, please call for prices.



## X320 Washdown Indicator

Manufactured with high tech composite alloy. Highest environmental rating IP69K/68. Impact resistant. Encapsulated components. Capacitive keyboard technology: knife, scissor and sharp tool proof. Checkweighing annunciators. Lb/oz/g unit switchable or fixed lb/oz/kg/g/ton.

NTEP 11-050

Part Number	Weight	Stock	Price B7
X320 Washdown Indicator w/ wall/desk mount 90-240 VAC	5 lb	6714	\$ 725.00
X320B Washdown Indicator w/ battery/wall mount	6 lb	6715	975.00
<b>Options</b>			<b>B7</b>
C0080 RS232 to RS485 converter	1 lb	6716	135.00
C0081 20mA converter	1 lb	6717	135.00
A10012 cable, serial link, USB	1 lb	6718	69.00
C0200 Bluetooth serial adapter single master end	1 lb	6719	295.00
C0201 Bluetooth serial adapter single slave end	1 lb	6720	295.00
C0202 Bluetooth serial adapter multi-roam master end	1 lb	6721	295.00
C0203 Bluetooth serial adapter multi-roam slave end	1 lb	6722	295.00
<b>Service Parts</b>			
780113 AC adapter 90-240VAC	1 lb	4976	166.00



X320

### SPECIFICATIONS

LOAD CELL . . . . .(4)350 or (8)700 ohm load cells	KEYS . . . . .POWER, ZERO, TARE, GROSS, NET, PRINT, FUNCTION
ANALOG INPUT . . . . .0.25 $\mu$ V per division	ANNUNCIATORS . . . . .Over, pass, under
CONVERSION . . . . .Update 20 times/sec 30,000 display divl 8,388,608 internal div 24 bit A/D	DISPLAY . . . . .6 digits, 0.8" high LCD LED backlit
ACCURACY . . . . .0.02% full scale	POWER . . . . .AC Power, 110/240V AC adapter 12V DC 1.2A/ battery 12V battery pack, rechargeable NiMH
OUTPUT . . . . .RS232 communication port 2400, 4800, 9600 baud (3) set point outputs	SIZE . . . . .9.8"W x 6.4"D x 4.7"H IP69K Stainless steel wall/desktop mount

Prices are subject to change without notice. Please call for current prices.

Other items are available from the manufacturers, please call for prices.

99 Reagent Lane  
Fair Lawn NJ 07410  
201-797-2718 \* 800-631-0347

**Totalcomp**  
Components

www.totalcomp.com  
Fax 201-797-2287  
Toll Free Fax 888-797-2288



UMC222

## UMC222 Digital Weight Indicator

Spare parts only for UMC222 indicators.

Part Number	Weight	Stock	Price C
<b>Service Parts</b>			<b>C</b>
64983 Front panel overlay UMC222	1 lb	4889	\$ 92.50

Sep

### SPECIFICATIONS

LOAD CELL .....5 VDC, 50 ma  
(4)350 or (8)700 ohm load cells  
Remote sense for long cables

ANALOG INPUT ....0.3  $\mu$ V per division

CONVERSION .....15 updates/second  
10,000 division display NTEP  
80,000 division display, Industrial  
500,000 division internal

ACCURACY .....0.01% full scale

OUTPUT ..... RS232 duplex  
RS232 simplex  
RS485, RS422, 20ma serial loop \*  
Baud 600, 1200, 2400, 4800, 9600, 19,200  
Time & date  
\* Optional

KEYS .....ZERO, MODE, TARE, UNIT, PRINT

ANNUNCIATORS ...Zero, Motion, Net, lb, kg, Total

DISPLAY .....Bright red LED 0.8" high  
6 digits (199,999)  
Decimal location selectable  
Div 1, 2, 5, 10, 20, 50

POWER .....115 VAC +/-10%,60Hz 5 watts  
230 VAC unit available  
12 VDC, 24VDC, 26VDC unit available  
Optional NiCad batteries

SIZE .....8.75"W x 3.5"D x 5.25"H, 5 lb  
**Stainless steel** enclosure  
NEMA 4  
Desk top or wall mount  
Optional panel mount

Prices are subject to change without notice. Please call for current prices.

Other items are available from the manufacturers, please call for prices.



## UMC555 Digital Weight Indicator

Spare parts only for UMC555 indicators.

Part Number	Weight	Stock	Price C
<b>Service Parts</b>			C
KHY7237B Front panel UMC555	1 lb	578	\$ 51.60



UMC555

### SPECIFICATIONS

LOAD CELL . . . . .	10 VDC fixed short circuit proof, 240 ma (8)350 ohm load cells Remote sense with PC trace cuts for long cables	KEYS . . . . .	ZERO, GROSS/NET, TARE, PRINT
ANALOG INPUT . . . . .	0.3 $\mu$ V per division 20 to 32 mV full scale	ANNUNCIATORS . . . . .	Zero, Net, lb, kg, Motion
CONVERSION . . . . .	10 updates/second no averaging 10,000 count display 100,000 count internal	DISPLAY . . . . .	Bright red LED 0.6" high 6 decades (999999) Lead zero blanking Decimal location selectable Div 1,2,5,10,20,50,100
ACCURACY . . . . .	0.01% full scale	POWER . . . . .	117 VAC +/-10%,60Hz 6 watts
OUTPUT . . . . .	RS232 Bidirectional Baud 1200, 2400, 4800, 9600, odd 2nd RS232 simplex or 20ma loop * BCD or 4-20ma or 0-10VDC * * Optional	SIZE . . . . .	7.76"W x 4.09"D x 4.81"H, 7 lb Painted steel enclosure

Prices are subject to change without notice. Please call for current prices.

Other items are available from the manufacturers, please call for prices.

99 Reagent Lane  
Fair Lawn NJ 07410  
201-797-2718 \* 800-631-0347

**Totalcomp**  
Components

www.totalcomp.com  
Fax 201-797-2287  
Toll Free Fax 888-797-2288



UMC600



## UMC600 Digital Weight Indicator

Service Parts Only for UMC600 indicators.  
NTEP 00-004 III/IIIL 10,000 div

Part Number	Weight	Stock	Price C7
<b>Options</b>			
KBT7116-5 Panel mounting kit	1 lb	594	\$83.30
KBT7116-13 RS422/RS485 output	1 lb	531	350.00
KBT7116-11 Solid State Relay option board AC only 20VAC to 120VAC, 5ma to 1 amp	1 lb	1595	491.00
KBT7116-12 Dry Contact Relay option board DC only 100VDC max, 0.5 amps max, 10 VA max	1 lb	1475	416.00
KBT7116-17 Analog output chips 0-10VDC or 4-20ma Requires KBT7116-16	1 lb	3997	491.00
KBD7431A Solid state relay	1 lb	2439	50.00
<b>Service Parts</b>			
MS3106A-14S-6S load cell connector 6 sockets w/collar	1 lb	1070M	23.40
KGV8924-2 display assembly LED	1 lb	243	483.00
KHK7237 Front panel overlay	1 lb	964	75.00
KMK7237B Display Lens Red	1 lb	3985	50.00
KBT7116-8 CPU assembly (120VAC units only)	3 lb	612	1,006.00
KB8902A Replacement battery	3 lb	963	150.00

Sep

Sep

## SPECIFICATIONS

LOAD CELL . . . . .5 VDC battery unit will drive  
(4)350 or (8)700 ohm load cells  
AC unit is 10 VDC will drive  
(8)350 ohm load cells.

ANALOG INPUT . . . . .0.3  $\mu$ V per div

CONVERSION . . . . .10 updates per sec  
20 ms integration time  
80,000 display div  
100,000 internal div

ACCURACY . . . . .0.01% full scale

OUTPUT . . . . .(2)20ma serial loop or 5VDC RS232  
Baud 300, 600, 1200, 2400, 4800, 9600, odd  
2 setpoints w/preact & dribble

KEYS . . . . .ZERO, NET/GROSS, TARE, lb/kg CONV,  
PRINT, 1 SET POINT, 2 SET POINT, TARE  
RECALL

ANNUNCIATORS . . .Zero, Net, Gross, lb, kg, Motion

DISPLAY . . . . .0.56" LED or LCD  
6 digit 999999  
Decimal point selectable  
Division 1,2,5,10

POWER . . . . .115 VAC +/-10%, 50/60Hz, 6 watts

SIZE . . . . .9"W x 4"D x 6"H, 13 lb  
NEMA 4 **stainless steel** enclosure

Prices are subject to change without notice. Please call for current prices.

Other items are available from the manufacturers, please call for prices.





## DS100 Weight Indicator

Adaptable and economically priced, the DS100 includes many features found on much higher priced indicators. U bracket mount for table wall or shelf. Weighing units: lb, kg, g, oz, lb/oz. 1 year warranty.  
NTEP 05-061 Class III 5,000 div

Part Number	Weight	Stock	Price C
DS100 Weight indicator	4 lb	3689	\$ 320.00
			<b>B5</b>
DS100BM Indicator baggage scale	5 lb	7230	350.00
<b>Service Parts</b>			
XFR0035 Wall mount transformer 115VAC	1 lb	3779	57.10
SWI0147 Touch Panel DS100-3M	1 lb	3796	71.50

Sep



**DS100**  
Weight Indicator



**DS100BM**  
Baggage scale indicator

## SPECIFICATIONS

LOAD CELL . . . . .10 VDC, 120 ma  
(4) 350 ohm load cells

ANALOG INPUT . . . . .0.5  $\mu$ V to 3.9  $\mu$ V per div

CONVERSION . . . . .Update 20 times/sec  
5,000 display divisions NTEP

ACCURACY . . . . .0.01% of full scale

OUTPUT . . . . .RS232 bidirectional

KEYS . . . . .GROSS/NET, TARE, ZERO/ON/OFF, UNITS, PRINT

ANNUNCIATORS . . . . .LB, KG, G, OZ, NET, ZERO, BATT, MOT

DISPLAY . . . . .Bright red 0.56" high LED  
6 digits

POWER . . . . .115 VAC, 60Hz, Transformer, UL/ULc  
(230 VAC Optional)

SIZE . . . . .7.5"W x 2"D x 4.25"H, 4 lb  
U bracket for table, wall or shelf mount

Prices are subject to change without notice. Please call for current prices.

Other items are available from the manufacturers, please call for prices.

99 Reagent Lane  
Fair Lawn NJ 07410  
201-797-2718 \* 800-631-0347

**Totalcomp**  
Components

www.totalcomp.com  
Fax 201-797-2287  
Toll Free Fax 888-797-2288



**2200**  
Process and Batch Indicator



## 2200 Process and batch Indicators

Flexibility, simplicity and easy to use saving you time and money. Full function keypad allows for simple entry of digital tare, time and date, accumulator eight product ID's, eight setpoint outputs. Start, stop and pause batching processes with color coded Start and Stop keys. Standard software features such as programmable data communication, multiple ID numbers, accumulator, counter and learning preacts. Configure batching routines of up to 100 steps incorporating 35 commands with Point and Click, with the free Windows based Dimension Software. Two standard RS-232 ports. Two year parts and labor warranty. 6"H x 10"W x 3"D.  
NTEP 06-101 10,000d Class III

Part Number	Weight	Stock	Price C
2200	9 lb	7207	\$ 750.00

### Service Parts

SUB0635 Touch panel 2200	1 lb	1017	98.00
--------------------------	------	------	-------

**A**

## SPECIFICATIONS

LOAD CELL .....10 VDC, 120 ma  
(4) 350 ohm load cells

ANALOG INPUT .....0.5  $\mu$ V to 3.9  $\mu$ V per div

CONVERSION .....Update 20 times/sec  
10,000 display divisions NTEP

ACCURACY .....0.01% of full scale

OUTPUT .....Two configurable bi directional RS 232  
Serial Ports, Eight Digital Outputs

KEYS .....TARE, GROSS/NET, ZERO, PRINT, UNITS,  
ACCUM, ID, CLEAR, ENTER, SET POINT,  
DECIMAL POINT, START, STOP, 0-9  
KEYPAD

ANNUNCIATORS ...LB, OZ, KG, G or LB, OZ

DISPLAY .....Bright red 0.56" high LED  
6 digits

POWER .....115 VAC, 50/60Hz, Internal rechargeable  
battery, (230 VAC Optional)

SIZE .....10"W x 3"D x 4.6"H



## 4300M Over-Accept-Under Weighing Indicator

Over-Accept-Under Weighing Indicator. U bracket for mounting on table, wall or under shelf. Bright blue VFD display. Front panel is waterproof, protected to IP65. RS232 standard. (6) built in print formats. Optional RS485 output. Optional remote switch NTEP 97-038 III 10,000 div.

Part Number	Weight	Stock	Price B5
4300M Check Weigh Indicator	12 lb	6216MB	\$ 740.00

### Service Parts

			C
PCA0415 Main board 4300M (4)screws	1 lb	6219	646.00
PCA0410 Mainboard enhanced 7XL/4300	1 lb	6201	579.00
4300-006 Key sheet for old tower version	1 lb	6220	186.00
SUB0566 Key sheet w/4 screws on back	1 lb	6265	126.00
SUB0860 Key sheet w/12 screws on back	1 lb	6328	120.00



**4300M**  
Over-Accept-Under

## SPECIFICATIONS

LOAD CELL . . . . .10 VDC, 120 ma  
(4) 350 ohm load cells  
Remote sensing for long cable runs

ANALOG INPUT . . . . .0.5  $\mu$ V to 3.9  $\mu$ V per div

CONVERSION . . . . .Update 20 times/sec  
10,000 display divisions NTEP

ACCURACY . . . . .0.01% of full scale  
Span +/-5ppm/ deg C  
Zero +/-0.3uV+0.005% offset/ deg C

OUTPUT . . . . .RS232 bidirectional  
RS485 \*  
Baud 150,300,1200,2400,4800,9600, O, E, N  
\* Optional

KEYS . . . . .ZERO, UNITS, PRINT, OVER, UNDER

ANNUNCIATORS . . . .MOTION, ZERO, LB, KG, G, OZ, LB/OZ,  
UNDER, ACCEPT, OVER, MOTION,  
NEGATIVE, ZERO

DISPLAY . . . . .Bright red 0.56" high LED  
6 digits  
100,000 max

POWER . . . . .120 VAC +/-10%, 50/60Hz, 60 watts

SIZE . . . . .12"W x 3.25"D x 8.75"H, 12 lb  
U bracket for desk top or wall mount  
NEMA 4 **stainless steel** enclosure



**7400M**  
Digital Weight Indicator



## 7400M Digital Weight Indicator

Wash down safe. The 7400M digital weight indicator can be mounted on a table, wall or even under a shelf using the versatile U bracket mount. The 304 stainless steel design ensures easy cleanability and long life. Bright red LED displays in lb, kg, oz, lb & oz. This versatile digital weight indicator can be used for replacement or retrofit applications where the scale base need not be replaced. Zero Band Checkweighing is an included feature with OVER, ACCEPT, UNDER indicators. User definable from 1 to 999,000 lb. An innovative gasket design have been combined to allow the 7400 indicator to meet the stringent NEMA 4X and IP69K classifications for washdown protection. Optional interfaces: Programmable, Bi directional RS-232 Interface, RS-485, 4-20mA, Fiber Optic, Washdown Ethernet, user definable data output. Optional setpoints: Up to 8 setpoints are available for use in process control. Accept/Reject, 4 internal relays or 8 digital outputs. 2 year warranty.

NTEP 99-129A1 Class III 10,000 div  
Canada AM-5347

Part Number	Weight	Stock	Price C
7400M Digital Weight Indicator	12 lb	6563MB	\$ 735.00

### Service Parts

MSC0102 Scale veil inuse cover	1 lb	6502	31.50	Mar
--------------------------------	------	------	-------	-----

## SPECIFICATIONS

LOAD CELL . . . . .5 VDC 150 mA  
(4) 350 or (8) 700 ohm load cells

ANALOG INPUT . . . . .0.3  $\mu$ V per div

CONVERSION . . . . .44 updates per sec  
10,000 display div NTEP  
50,000 div max

ACCURACY . . . . .0.01% full scale

OUTPUT . . . . .(2) Serial interfaces Choice of RS232,  
RS485, USB 2.0, washdown Ethernet (wired  
or wireless).

KEYS. . . . .ZERO (optional units, print)

ANNUNCIATORS . . . . .lb, kg, oz, lb & oz

DISPLAY . . . . .Bright red LED display

POWER . . . . .115 VAC 50/60Hz, 10 watts

SIZE . . . . .16"W x 16"D x 9"H  
304 **Stainless steel** enclosure  
Nema 4  
Versatile U bracket mount

**BLANK PAGE FOR DELETION**

# Indicators



## CS31 Weight Indicator

Designed for portable remote locations, rentals and counting applications. Use it as an Indicator or as a counting scale. Keyboard for digital input of tare, average piece weight and sample. 16 dual function keys. Easy to read backlit LED display. Lb/Kg selectable. Optional input from second scale platform. NEMA 4 **Stainless Steel** enclosure and swivel stand. Power is 8 D cell batteries. Up to 4,000 hours of continuous use on single cell applications.

NTEP 99-207 III 5,000 div



CS31



Part Number	Weight	Stock	Price C5
CS31-0001 Battery operated indicator	10 lb	127	\$ 595.00

### SPECIFICATIONS

LOAD CELL .....10 VDC, 120 ma  
(4)350 or (8)700 ohm load cells

ANALOG INPUT .....0.8  $\mu$ V per div

CONVERSION .....10 updates per sec  
5,000 display div NTEP  
999,999 piece count display  
100,000 div, industrial  
1,000,000 div internal

OUTPUT .....None

KEYS .....TARE, APW, SAMPLE, FUNCTION,  
GROSS/NET, LB/KG, ADD, TOTAL, CLEAR  
TOTAL, ZERO, COUNT OUT

DISPLAY .....LCD, 6 digit 0.5" high  
Decimal point selectable  
Display div 1,2,5,10,20,50,100,200

ACCURACY .....0.01% of full scale

POWER .....(8) "D" cell batteries

SIZE .....10"W x 5.5"D x 6.5"H, 10 lb  
NEMA 4 **Stainless Steel** enclosure  
Desk top or wall mount

Prices are subject to change without notice. Please call for current prices.

Other items are available from the manufacturers, please call for prices.





## 7000XL Stainless Steel Indicator

Rugged 304 Washdown Safe **Stainless Steel** construction. Displays Weight In lb, kg, oz, g or lb & oz. Front panel keys: ZERO, PRINT, UNITS. 120 VAC, 60 Hz. Indicator 6" x 10" x 3"D 10 lb.

Canadian approval AM-5347  
NTEP 99-129 III 10,000

Part Number	Weight	Stock	Price C
7000XLM Digital Indicator	10 lb	3632MB	\$ 715.00

### Service Parts

Part Number	Weight	Stock	Price C
SWI0066 Touch Panel for 7000XLM	1 lb	4053	186.00
SUB0427 Touch Panel for 7000XLS	1 lb	4106	126.00
SUB0568 Main Board 7000/7000XL	2 lb	2461M	415.00



7000XL



## SPECIFICATIONS

LOAD CELL . . . . .5 VDC  
(4) 350 ohm load cell

ANALOG INPUT . . . . .0.8  $\mu$ V to 30  $\mu$ V per div (NTEP)

CONVERSION . . . . .3 updates per second

OUTPUT . . . . .RS232 standard bidirectional  
\* optional

KEYS . . . . .ZERO, UNITS, PRINT

ANNUNCIATORS . . . . .lb, kg, g, oz, lb & oz

DISPLAY . . . . .Red LED, 6 digit, 0.56" high

ACCURACY . . . . .0.02% of full scale

POWER . . . . .115 VAC, 50/60 Hz, (230 VAC optional)  
EMI/ESD protected

SIZE . . . . .10"W x 3"D x 6"H  
IP69K, NEMA 4X

Prices are subject to change without notice. Please call for current prices.

Other items are available from the manufacturers, please call for prices.

99 Reagent Lane  
Fair Lawn NJ 07410  
201-797-2718 \* 800-631-0347



www.totalcomp.com  
Fax 201-797-2287  
Toll Free Fax 888-797-2288

# Indicators



GSE 350



GSE-350 Zinc



## 350 Weight Indicators - GSE

Service parts only for 350 indicators.

Part Number	Weight	Stock	Price A3
<b>Options</b>			
24350B-302C0 Swivel bracket for SS enclosure	2 lb	4048	\$ 80.00
24350B-121B1 Rechargeable battery, SS enclosure	5 lb	4125	315.00
24350B-120B1 Rechargeable battery, zinc enclosure	5 lb	4160	260.00
24350B-204B0 Analog output, SS enclosure	1 lb	5238	345.00
Output relay module with option bracket	1 lb	5730	215.00
Analog output module only, zinc enclosure	1 lb	5731	315.00

### Service Parts

Main board for GSE-350 stainless steel	1 lb	465	567.00
31-70-35578 Durashield in use cover	1 lb	3715	40.00
420893-35320 LED display board	1 lb	3711	181.00



## 660 & 665 Weight Indicator - GSE

Options and service parts only for 660 & 665

Part Number	Weight	Stock	Price A2
<b>Options</b>			
420916-36371 GSE-665 database board	2 lb	7020	260.00
420920-36408H GSE-660 main board	1 lb	7102	1,516.00
24660B-002MO 2MB RAM	1 lb	4170	355.00
24660B-130AO AC Output 240V	1 lb	4174	205.00
24660B-132AO AC I/O 240V	1 lb	4176	205.00
<b>A2</b>			
24660B-200BO multiscale card	1 lb	4935	350.00
24660B-41JC0 Ethernet Option Kit 60 Series	1 lb	4172	465.00
<b>Service parts</b>			
07-15-43804 LCD display 562/662	1 lb	4932	352.00
07-15-43645 LCD replacement M663/665	1 lb	4915	498.00
421019-42522 keypad M66X	1 lb	4902	199.00

## SPECIFICATIONS

LOAD CELL .....10 VDC  
(6)350 ohm load cells

ANALOG INPUT .....0.1 to 20 mV/V

CONVERSION .....Updates 60 times/second  
10,000 display div (NTEP)  
100,000 display div, industrial

ACCURACY .....0.01% of full scale

OUTPUT .....RS232 bi-directional output  
Baud 150, 300, 600, 1200, 2400, 4800, 9600  
RS484 serial output (replaces RS232) \*  
0-10V, 0-20 mA, 4-20mA analog output \*  
3 solid state relay module (mounts internally)\*  
\* Optional

KEYS .....ZERO/CLR, PRINT, UNITS, TARE,  
SELECTION/ON

ANNUNCIATORS ... .lb, kg, Neg, Mot, Zero, Gross, Net, Quantity,  
Setpoint 1, 2, 3

DISPLAY .....LED display 22mm 0.8" high  
6 digit 999,990 display  
Decimal point selectable

POWER .....Stainless steel: 120 (85-265) VAC  
60 (47-440) Hz, internal transformer  
Zinc die cast: 120 VAC, 60 Hz AC adapter  
Optional battery: 120 VAC or 12-36 VDC

SIZE .....7.83"W x 2.65"D x 5.75"H, 7 lb

Prices are subject to change without notice. Please call for current prices.

Other items are available from the manufacturers, please call for prices.

Jul ↓



## 460 & 465 Weight Indicators - GSE

Service parts only for 460 & 465 indicators.

Part Number	Weight	Stock	Price A2
<b>Service Parts for 460</b>			
			<b>A2</b>
31-70-35255 In use cover for GSE 460	1 lb	4409	30.00
420912-36341H Mainboard for GSE 460	1 lb	4067	993.00
420949-37695 Keypad for GSE-460	1 lb	4009	102.00
07-12-25500 display board for GSE 460/465	1 lb	5753	264.00
24660B-203BO Analog output	1 lb	4089	450.00
44-70-37823 splash guard	1 lb	4001	25.00
31-70-35319 Dura shield M465 M56X M66X	1 lb	4016	30.00
22-30-31157 ribbon cable	1 lb	4019	39.00
421020-425336 Keyboard M465	1 lb	4029	186.00



GSE-460



GSE-465



### SPECIFICATIONS

LOAD CELL . . . . .10 VDC  
(12)350 ohm load cells

ANALOG INPUT . . . . .0.4  $\mu$ V to 1.0  $\mu$ V per div (NTEP)

CONVERSION . . . . .Update 10 times/sec  
10,000 display div (NTEP)  
100,000 display div, industrial

ACCURACY . . . . .0.01% of full scale

OUTPUT . . . . .RS232 bi-directional output  
Baud rate 150-58,300 bps

KEYS. . . . . 460: ZERO, PRINT, UNITS, TARE, SELECT  
465: ZERO, PRINT, UNITS, TARE, SELECT,  
ENTER, SCALE SELECT, CLEAR, 1  
FUNCTION, TARGET, ID, 0-9

ANNUNCIATORS . . . . .Zero, Stable, Gross, Net, lb, kg, g, oz

DISPLAY . . . . .Vacuum fluorescent display  
Primary 0.75" high 6 digit  
Secondary 10 character dot matrix VFD  
for status indication  
Decimal point selectable

ACCURACY . . . . .0.01% of full scale

POWER . . . . .90-250 VAC @ 0.5 amp  
10-28 VDC @ 20W (Optional)

SIZE . . . . .460: 11"W x 2.13"D x 7.25"H, 6 lb  
465: 11"W x 2.4" x 9"H, 6.5 lb

Prices are subject to change without notice. Please call for current prices.

Other items are available from the manufacturers, please call for prices.

99 Reagent Lane  
Fair Lawn NJ 07410  
201-797-2718 \* 800-631-0347

**Totalcomp**  
Components

www.totalcomp.com  
Fax 201-797-2287  
Toll Free Fax 888-797-2288

# Indicators



**SBI-505**

## SBI-505 Brecknell Indicator

Part Number	Weight	Stock	Price C5
SBI-505	4 lb	4965	\$ 310.00

### SPECIFICATIONS

LOAD CELL .....10 VDC  
(6)350 ohm load cells

ANALOG INPUT .....0.1 to 20 mV/V

CONVERSION .....Updates 60 times/second  
10,000 display div (NTEP)  
100,000 display div, industrial

ACCURACY .....0.01% of full scale

OUTPUT .....RS232 bi-directional output  
Baud 150, 300, 600, 1200, 2400, 4800, 9600  
RS484 serial output (replaces RS232) \*  
0-10V, 0-20 mA, 4-20mA analog output \*  
3 solid state relay module (mounts internally)\*  
\* Optional

KEYS .....ZERO/CLR, PRINT, UNITS, TARE,  
SELECTION/ON

ANNUNCIATORS ...lb, kg, Neg, Mot, Zero, Gross, Net, Quantity,  
Setpoint 1, 2, 3

DISPLAY .....LED display 22mm 0.8" high  
6 digit 999,990 display  
Decimal point selectable

POWER .....Stainless steel: 120 (85-265) VAC  
60 (47-440) Hz, internal transformer  
Zinc die cast: 120 VAC, 60 Hz AC adapter  
Optional battery: 120 VAC or 12-36 VDC

SIZE .....7.83"W x 2.65"D x 5.75"H, 7 lb

Prices are subject to change without notice. Please call for current prices.

Other items are available from the manufacturers, please call for prices.

# Avery Weigh-Tronix

## Avery Weightron

ZM400 series indicators are IP69K certified, 304 brushed **stainless steel**. Designed for long service foin extreme condition, including corrosive environments and frequent heavy washdown, they are available in desk, wall or coloumn mount versions. The ZM400 features six operational keys, including Zero, Print, Units, Tare, Select and F1. Built-in operation rotuines or applications can be configured at the time of installation, tailored to your requirements. Multi-scale input, ethernet port, two RS232 serial interface ports, USB host port facilities. DeviceNet, Profibus, Analog output, USB device, Current Loop, RS485/RS422 and Ethernet wireless options are also available.

Part Number	Weight	Stock	Price C
ZM-401 Indiciator AWT05-507987	9 lb	689	\$ 1,572



ZM400



## 560 Digital Weight Indicator - GSE

Options and service parts only for GSE-560

Part Number	Weight	Stock	Price A2
<b>Options</b>			<b>A2</b>
24660B-200BO multiscale card	1 lb	4935M	320.00
<b>Service parts</b>			<b>A2</b>
07-15-43804 LCD display 562/662	1 lb	4932M	352.00
44-78-37438 vinyl cover 560/660	1 lb	4973	25.00

Jul  
↓

Prices are subject to change without notice. Please call for current prices.

Other items are available from the manufacturers, please call for prices.

99 Reagent Lane  
Fair Lawn NJ 07410  
201-797-2718 \* 800-631-0347

 **Totalcomp**  
Components

www.totalcomp.com  
Fax 201-797-2287  
Toll Free Fax 888-797-2288

# Indicators



IDS 422



IDS 410



## 410 & 422 Multi Function Weight Indicator - IDS

Preprogrammed with 10 different modes of operation to accommodate most of the basic scale applications.

- Mode 0: **Normal** for basic gross or net weighing.
- Mode 1: **Keyboard Tare** for keyboard entry of tare weight for net weight calculation.
- Mode 2: **Accumulate w/running total** for gross or net weights and running total for job, lot, etc. Calculates G,T,N totals
- Mode 3: **Print Weight w/Subtotal & Total** for job or lot subtotal. Totalize and clear at the end of the run.
- Mode 4: **Manual (Axle) Weigh** Push the PRINT button to sequentially number and print a series of weighments. Push Total to print and clear the total and sequence number.
- Mode 5: **Auto (Axle) Weigh** Similar to Mode 4 except printing is automatic when motion stops. Traffic light control, trip level selection and delay times for control functions.
- Mode 6: **Auto Axle Weigh on Long Scales** Scale is automatically tared after each weighment. Operation and controls as in Mode 5.
- Mode 7: **Peak Hold** for display and print of the peak weight in gross or net mode.
- Mode 8: **Over/Under Checkweigh** has (3) TTL outputs and (2) setpoints. Outputs for use with lights or alarms to indicate OVER, UNDER or BETWEEN setpoints.
- Mode 9: **Bulkweigh** has a setpoint with remote start/stop option and fill control relay signal. Scale empty weight and draft weights are configurable. Use for multiple drafts with total and subtotal printing.

Canadian AM 5216  
NTEP 96-133 III 10,000 div

Part Number	Weight	Stock	Price C
IDS 422 Multi Function Weight Indicator	9 lb	1661	\$ 695.00
IDS 410 Multi Function Weight Indicator w/SS enclosure	8 lb	4063	820.00
IDS 410HS High Speed Indicator w/SS enclosure 100 Samples per second	9 lb	1769	960.00
<b>Options</b>			<b>C</b>
Time & date clock option for IDS 410	8 lb	4064	140.00
<b>Service parts</b>			
0110 Mainboard IDS 410/430	1 lb	4092	663.00

### SPECIFICATIONS

LOAD CELL .....10 VDC  
(12)350 ohm load cells

ANALOG INPUT ....0.1  $\mu$ V per div

CONVERSION .....60 updates per sec  
10,000 divisions H44 NTEP  
200,000 divisions industrial  
1,048,000 divisions internal

OUTPUT .....Port 1 RS232 or 20ma current loop  
Port 2 RS232 or RS485  
Baud 150,300,1200,2400,4800,9600, O, E, N  
Digital Port  
(3)TTL outputs  
(3)TTL inputs

KEYS .....ZERO, TARE, GROSS/NET, UNITS, PRINT,  
CLEAR, ITEM, +, -,

ANNUNCIATORS ...Gross, Net, Motion, Zero, lb, kg

DISPLAY .....LED 6 digit 1" high  
Decimal point selectable  
Display div 1,2,5,10,20,50

ACCURACY .....0.01% of full scale

POWER .....115VAC +/-10%, 50/60 Hz, 10 watts  
or 12 to 28 VDC

SIZE .....11"W x 2"D x 8"H, 9 lb  
410: **Stainless Steel**  
422: NEMA 4 painted steel enclosure  
Desk top or wall mount

Prices are subject to change without notice. Please call for current prices.

Other items are available from the manufacturers, please call for prices.





## 430 & 440 Weight Indicator - IDS

Preprogrammed with 8 different modes of operation to accommodate most of the basic scale applications. Indicator lights for GROSS, NET, MOTION, ZERO, lb, kg.

- Mode 0: **Normal** Basic gross or net mode weighing.
  - Mode 1: **Fill to Setpoint** Single setpoint fill with relay output control and weigh print.
  - Mode 2: **Over/Under Checkweigh** Provides (3) TTL outputs and (2) setpoints. Outputs for use with lights or alarms to indicate OVER, UNDER or BETWEEN setpoints.
  - Mode 3: **Vehicle Weigh In/Out with totals** Weigh In/Out program for up to 500 vehicles. Maintains running totals for each vehicle. Provides reporting functions.
  - Mode 4: **Multi Container/Axle Auto Weighing** Auto weighs and prints each weight placed on the scale. Each weight is sequentially numbered and accumulated. The total can be printed manually or automatically. Provides traffic light control.
  - Mode 5: **Auto Axle Weigh on Long Scales** Same as mode 4 but previous axles are auto tared.
  - Mode 6: **ID Tare, Print and Total** Provides tare entry and recall by ID. Prints ID, sequence # and GTN weights. Keeps running totals by ID. Provides reporting functions.
  - Mode 7: **Peak Hold** Display or print the peak gross or net weight detected.
- Canadian AM 5216  
NTEP 96-133 III 10,000 div

Part Number	Weight	Stock	Price C
IDS 430 Weight Indicator	8 lb	2207	\$ 975.00
IDS 440 Weight Indicator	8 lb	1755	1,355.00

### Options

	Weight	Stock	Price C
Time & date clock option for IDS 430	8 lb	2469	131.00
OP430A/O KIT Analog output board	2 lb	4507	266.00
8501 Relay board, 4 channel	2 lb	4504	411.00
4101 Output relay, solid state	1 lb	4505	63.20
4104 Input relay, solid state	1 lb	4506	63.20

Note: Relay board is necessary to use the input or output relays.

### Service Parts

	Weight	Stock	Price C
0102 main board IDS-440	1 lb	4940	978.00
7337 keyboard IDS-430	1 lb	4517	169.00



IDS 430 Weight Indicator



IDS 440 Weight Indicator



## SPECIFICATIONS

LOAD CELL . . . . .10 VDC, 345 ma (12)350 ohm load cells Remote sensing for long cable runs	KEYS . . . . .Zero, Tare, Gross/Net, Units, Print, Clear, Enter, F1, F2, 0-9 keypad
ANALOG INPUT . . . . .0.1 µV per div	ANNUNCIATORS . . . .Gross, Net, Motion, Zero, lb, kg
CONVERSION . . . . .60 or 100 updates per sec 10,000 divisions H44 NTEP 200,000 divisions industrial 1,048,000 divisions internal	DISPLAY . . . . .Red LED 6 digit 1" high Decimal point selectable Display div 1,2,5,10,20,50,100
ACCURACY . . . . .0.0015% of full scale OUTPUT Port 1 Simplex RS232 or 20ma current loop Port 2 Duplex RS232, 20ma or RS485 Baud 150 to 38,500, O, E, N Digital Port (3) outputs low active TTL (3) inputs low active TTL	POWER . . . . .115VAC +/-10%, 50/60 Hz, 10 watts or 12 to 28 VDC
	SIZE . . . . .9"W x 2"D x 8"H, 8 lb <b>Stainless Steel</b> NEMA 4 Desk top or wall mount

Prices are subject to change without notice. Please call for current prices.

Other items are available from the manufacturers, please call for prices.

99 Reagent Lane  
Fair Lawn NJ 07410  
201-797-2718 \* 800-631-0347

**Totalcomp**  
Components

www.totalcomp.com  
Fax 201-797-2287  
Toll Free Fax 888-797-2288

# Indicators



FB2250



## Fairbanks FB2250 Indicator

The versatile Fairbanks FB2250 Series is a reliable choice for any industrial weighing applications. Available in **Stainless steel** Nema 4X and ABS plastic. Bluetooth wireless technology with a 4-20ma output and fieldbus interface to connect to PLC's or PC's with a programmable RS232 output. It has the highest Ingress protection rating available. Choice of AC or AC/DC power and desk or wall mount stand on all models. Units are lb, kg, oz, g, lb & oz.

NTEP 09-023

Part Number	Weight	Stock	Price C
28990-SS	5 lb	60	\$ 1,098.00

Service Parts				
31350 Keypad Overlay	1 lb	544	93.00	Sep

## SPECIFICATIONS

LOAD CELL .....(8)350 ohm  
(16)1,000 ohm load cells

OUTPUT .....COM 1 (standard)RS232, RS422, RS485  
COM 2 (standard)RS232, RS422, RS485  
and 20ma; External DB9 on ABS model

CAPACITY .....Selectable 0 to 999,999

GRADUATION SIZE ..0.0001 to 50

POWER .....Choice of AC or AC/DC  
(requires 5 D cell batteries)

KEYS .....ZERO, PRINT, UNITS, TARE,ON/OFF,  
B/G NET

ANNUNCIATORS ...lb, oz, lb/oz, kg, g

DISPLAY .....1.0: high, 6-digit, green backlit LCD

SIZE .....104"W x 4.5"D x 8" H  
Panel mount SS 11" H x 13.2"W x 3.2"D  
Stainless steel NEMA 4X both desk & panel  
mount ABS plastic

Prices are subject to change without notice. Please call for current prices.

Other items are available from the manufacturers, please call for prices.

**BLANK PAGE FOR DELETION**



**T51P Indicator**



**T51XW Indicator**



## Defender 5000 Indicators - Ohaus

**T51P:** ABS plastic housing with reversible rear cover for either wall, column, scale front or table top mounting. High visibility 6 digit, 7 segment LCD display. 3 color LED checkweigh indicator. Fast display stable weight within 2 seconds. 4 key membrane raised tactile keys. One key, multiple mode selection. Internal slot for capacity label. Included table/wall mount bracket. Built in RS232 bi-directional interface and built in external input, optional RS422/485, optional second RS232 and optional AC or DC relay. Simple plug in battery installation. (6) 'C' Alkaline batteries or optional NiMH battery. Universal switching power supply automatically adapts to different voltages from 100-240 VAC.

**T51XW:** Stainless steel. Bright white 6 digit, 7 segment LED backlight. 3 color LED checkweigh indicator. Fast display stable weight within 2 seconds. 4 key membrane raised tactile keys. One key, multiple mode selection. Internal slot for capacity label. Included table/wall mount bracket. Built in RS232 bi-directional interface and built in external input, optional RS422/485, optional second RS232 and optional AC or DC relay. Optional NiMH battery. IP66/NEMA4X enclosure. Universal switching power supply automatically adapts to different voltages from 100-240 VAC.

NTEP 08-039

Canada AM 5687

Part Number	Weight	Stock	Price C5
T51XW indicator	10 lb	7390	\$ 571.00
T51P indicator	5 lb	7391	467.00

### Options

			A
80500720 AC relay kit, 24-240 VAC	1 lb	7392M	282.00
80500727 DC relay kit, 5-60 VDC	1 lb	7393M	242.00
80500731 RS485/422 Interface kit	1 lb	7394M	79.00
80500733 RS232 Interface kit	1 lb	7395M	59.00
80500729 Rechargeable battery kit	4 lb	7396M	182.00
80500722 Base mount kit	1 lb	7397M	45.00
80500723 35cm Painted column kit	1 lb	7398M	61.00
80500724 68cm Painted column kit	1 lb	7399M	71.00
80500725 35cm SS Column kit	1 lb	7400M	138.00
80500726 68cm SS Column kit	1 lb	7401M	176.00
72210180 Membrane Switch T51	1 lb	7244M	59.40
72210191 Hardware Kit T61 T71	1 lb	7245M	25.50

## SPECIFICATIONS

LOAD CELL ..... .5 VDC, 60 ma  
(8)350 ohm load cells

ANALOG INPUT ..... .0.1  $\mu$ V per div

CONVERSION ..... Within 2 seconds

ACCURACY ..... .0.01% full accuracy

OUTPUT ..... .RS232 bidirectional  
RS422\*, RS485\*  
\* Optional

KEYS ..... .ON/ZERO/OFF, PRINT/UNITS,  
FUNCTION/MODE, TARE/MENU

ANNUNCIATORS . . . .lb, oz, lb/oz, kg, g, tonnes, custom

DISPLAY ..... .LCD display, 6 digit 1" high

SIZE ..... .T51P: 13" x 9.5" x 7"  
T51XW: 13" x 9.5" x 7"

POWER ..... .T51P: Internal battery, line cord  
100-240 VAC 60 Hz, 80 hour life

T51XW: Internal battery, hardwire cord  
100-240 VAC 60Hz

Prices are subject to change without notice. Please call for current prices.

Other items are available from the manufacturers, please call for prices.



# Indicators

## T31P & T32XW 3000 Defender Indicators - Ohaus

**T32MC & T32ME:** ABS plastic front panel with painted carbon steel rear housing; includes painted carbon steel table-wall mount bracket. 6 digit, 7 segment red LED (T32ME), 6 digit, 7 segment LCD (T32MC). Weighing units for: lb, oz, lb-oz, kg, g. 3 LED: Red/Green/Yellow annunciators for: Parts Counting, Display Hold, Checkweighing, Weight Accumulation. 4 button mechanical switches, raised tactile keys. Painted steel mounting bracket included. 12 VDC, 0.5A, external AC adapter.

**T31P:** ABS plastic housing with internal rib reinforcements. 6 digit, 7 segment backlit LCD. Raised tactical keys. Built in bidirectional RS232C with manual, continuous and interval printing. Weighing units for: lb, oz, lb-oz, kg, g. Hardware configuration lockout switch. Software included for parts counting mode with selectable sample sizes. Selectable span calibration points. Averaging level, auto zero tracking. Battery saving off, Geo Code geographical gravity calibration adjustment. 9 VDC Internal lead acid rechargeable battery and AC adapter.

**T32XW:** Stainless steel. 6 digit, 7 segment backlit LCD. Raised tactical keys. Built in bidirectional RS232 with manual, continuous and interval printing. Weighing units for: lb, oz, lb-oz, kg, g. Hardware configuration lockout switch. Software included for parts counting mode with selectable sample sizes. Selectable span calibration points. Averaging level, auto zero tracking. Battery saving off, Geo Code geographical gravity calibration adjustment. Stainless steel mounting bracket included. 120 VAC, 50-60 Hz. Internal AC power. IP66/NEMA4X.

NTEP 09-090



**T32MC Indicator**

**T32ME Indicator**



**T31P Indicator**



**T32XW Indicator**

Part Number	Weight	Stock	Price C5
T32MC LCD*	4 lb	5761	\$259.00
T32ME LED*	4 lb	5762	259.00
* NTEP			
<b>C</b>			
T31P ABS plastic indicator	4 lb	2471	333.00
T32XW SS enclosure indicator	7 lb	2472	407.00
<b>A</b>			
<b>Options</b>			
80251747 Adj angle wall bracket, painted steel	1 lb	2588	34.00
<b>A</b>			
<b>Service Parts</b>			
46001802 120 VAC adapter w/o Prong set	2 lb	403	48.00
46001780 Prong set, Int'l	1 lb	714MB	15.00
72231279 PCB Main T32XW	1 lb	8021	124.00
72202163 LCD Display T31P T32XW/M	1 lb	8022	33.00
72198198 Battery T32XW	1 lb	8023	26.00
72202162 main board T31P	1 lb	6812	133.00
7221284 overlay T32XW	1 lb	6333	33.00
72202333 Cable kit for T31P T32XW	1 lb	392	23.35

Sep

### SPECIFICATIONS

LOAD CELL . . . . . 5 VDC, 60 ma (4)350 ohm load cells no remote sense	KEYS . . . . . ON/ZERO/OFF, PRINT/UNITS/FUNCTION/MODE, TARE/MENU
ANALOG INPUT . . . . .0.1 µV per div	ANNUNCIATORS . . . . .lb, oz, lb/oz, kg, g
CONVERSION . . . . .Within 2 seconds	DISPLAY . . . . .LCD display, 6 digit 1" high LEC display, 6 digit 0.8" high
ACCURACY . . . . .0.01% full accuracy	SIZE . . . . .T31P: 8.2" x 2.8" x 6.5" T31XW: 8.3" x 2.8" x 5.8"
OUTPUT . . . . .RS232 serial bidirectional for printing or to PC	
POWER . . . . . Internal battery, rechargeable, lead acid and AC adapter 120 VAC to 9 VDC 0.5A, 100 hour battery operation	

Prices are subject to change without notice. Please call for current prices. Other items are available from the manufacturers, please call for prices.



# Indicators



**T71P Indicator**



**T71XW Indicator**



## T71XW & T71P 7000 Defender Indicators - Ohaus

**T71P:** ABS plastic housing with internal rib reinforcements, reversible rear cover, backlit LCD weight display, checkweighing indication (green, yellow, red), membrane keypad with raised tactile keys. Built in bi-directional RS232 with manual/continuous/interval printing. External tare input. Hardware configuration lock-out switch. Internal universal power supply with line cord and battery power using (6) "C" cell batteries 100-240 VAC, 50-60 Hz.

**T71XW:** Stainless steel water resistant NEMA 4X/IP66 housing. Integral faceplates supports for easy servicing. Backlit LCD weight display. Checkweighing indication (green, yellow, red), membrane keypad with raised tactile keys. Built in bi-directional RS232 with manual/continuous/interval printing. External tare input. Hardware configuration lock-out switch. Internal universal power supply with hardwired cord. 100-240 VAC, 50-60 Hz  
NTEP 09-102 III 10,000  
Canadian AM-5762

Part Number	Weight	Stock	Price C5
T71P ABS plastic indicator	5 lb	1694	\$ 500.00
T71XW SS enclosure indicator	10 lb	1695	605.00
			<b>A</b>
<b>Options</b>			
80500720 AC relay kit, 24-240 VAC	1 lb	7392M	282.00
80500727 DC relay kit, 5-60 VDC	1 lb	7393M	242.00
80500731 RS485/422 Interface kit	1 lb	7394M	79.00
80500733 RS232 Interface kit	1 lb	7395M	59.00
80500729 Rechargeable battery kit	4 lb	7396M	182.00
80500722 Base mount kit	1 lb	7397M	45.00
80500723 35cm Painted column kit	1 lb	7398M	61.00
80500724 68cm Painted column kit	1 lb	7399M	71.00
80500725 35cm SS Column kit	1 lb	7400M	138.00
80500726 68cm SS Column kit	1 lb	7401M	176.00

## SPECIFICATIONS

LOAD CELL . . . . .5 VDC, 60 ma  
(8)350 ohm load cells  
no remote sense

ANALOG INPUT . . . . .0.1 µV per div

CONVERSION . . . . .Within 2 seconds

ACCURACY . . . . .0.01% full accuracy

OUTPUT . . . . .RS232 serial bidirectional  
for printing or to PC

POWER . . . . .T71P Internal universal power supply, line  
cord. 100-240 VAC/50-60 Hz. (6) "C" cell  
batteries (not included). 80 hour battery  
operation

T71XW Internal universal power supply,  
hardwire cord. 120-240 VAC/50-60 Hz.  
100 hour battery operation

KEYS . . . . .ON/ZERO/OFF,  
PRINT/UNITS/FUNCTION/MODE,  
TARE/MENU, LIBRARY/EDIT

ANNUNCIATORS . . . .kg, g, lb, oz, lb:oz (decimal), tonnes and user  
definable custom unit

DISPLAY . . . . .6 digit, 7 segment, Backlit dual LCD, red,  
yellow, green LED

SIZE . . . . .T71P: 10.2" x 2.7" x 8.8"  
T71XW: 10.3" x 3" x 8.7"

Prices are subject to change without notice. Please call for current prices.

Other items are available from the manufacturers, please call for prices.





## 7400+ Weight Indicator - Pennsylvania

Weight only. **Stainless steel** washdown enclosure w/ U bracket. Process and bulk applications. 10 point linearization. Terminal strip load cell connect with sealed fittings. Push button tare, 5 button front panel. 16 bit Microprocessor with flash memory. 60 updates per second. (2) data interfaces from a list of (4) including RS232, RS422, RS485, 20 ma current loop. 120 VAC 50/560 Hz, (4) year warranty.  
 NTEP 97-009, III 10,000 div  
 Canadian AM-5647 10,000 div

Part Number	Weight	Stock	Price C
7400+ Indicator	10 lb	6768	\$ 645.00
<b>Options</b>			<b>C</b>
AO Analog Output	1 lb	6769M	267.00
Solid State Relays (4)	1 lb	6770M	267.00
220 Volt operation	1 lb	6772M	No charge
Factory Calibration to Pennsylvania base		6773M	No charge
SAE Special features including software or hardware		6774M	Call
<b>Service Parts</b>			
57820 Keypad for 7400+	1 lb	6975	92.80



7400+ Indicator



### SPECIFICATIONS

LOAD CELL . . . . .10 VDC, 450 ma  
 (10)350 or (20)700 ohm load cells  
 Remote sense for long cables

ANALOG INPUT . . . . .0.3  $\mu$ V per division

CONVERSION . . . . .60 updates/second  
 10,000 division display NTEP  
 40,000 division display, Industrial  
 16,777,216 division internal

ACCURACY . . . . .0.01% full scale

OUTPUT . . . . .(2) Serial interfaces Choice of RS232,  
 RS485, RS422, 20ma serial loop  
 Time & date w/battery backup

KEYS . . . . .ZERO, GROSS/NET, TARE, UNITS, PRINT

ANNUNCIATORS . . .Zero, Stable, Gross, Net, lb, kg, g, oz

DISPLAY . . . . .Bright green LED 0.56" high  
 5 digits (199,999)

POWER . . . . .120 VAC +/-10%, 60Hz, 5 watts

SIZE . . . . .12"W x 4"D x 7"H, 10 lb  
 304 **Stainless steel** enclosure  
 Desk top or wall mount

Prices are subject to change without notice. Please call for current prices.

Other items are available from the manufacturers, please call for prices.

99 Reagent Lane  
 Fair Lawn NJ 07410  
 201-797-2718 \* 800-631-0347

**Totalcomp**  
 Components

www.totalcomp.com  
 Fax 201-797-2287  
 Toll Free Fax 888-797-2288



7500+ Indicator



## 7500+ Weight Indicator - Pennsylvania

Weighing and counting in a standard indicator. Compact size, NEMA 4 **stainless steel** enclosure. U bracket for desk or wall mounting. Automatic Sample Update for superb counting results. Very fast 60 updates per second. One button counting. (2) data interfaces from a list of (4) including RS232, RS422, RS485, 20 ma current loop. 120 VAC 50/560 Hz, (4) year warranty.

NTEP 97-009, III 10,000 div  
Canadian AM-5647 10,000 div

Part Number	Weight	Stock	Price C
7500+ Indicator	10 lb	6578	\$ 625.00

### Options

48445 load cell connector kit	1 lb	6581	39.00	C
-------------------------------	------	------	-------	---

Sep

### Service Parts

Keypad for 7500+	1 lb	6976	84.20	C
------------------	------	------	-------	---

## SPECIFICATIONS

LOAD CELL . . . . .10 VDC, 450 ma  
(10)350 or (20)700 ohm load cells  
Remote sense for long cables

ANALOG INPUT . . . . .0.3  $\mu$ V per division

CONVERSION . . . . .60 updates/second  
10,000 division display NTEP  
40,000 division display, Industrial  
16,777,216 division internal

ACCURACY . . . . .0.01% full scale

OUTPUT . . . . .(2) Serial interfaces Choice of RS232,  
RS485, RS422, 20ma serial loop  
Time & date w/battery backup

KEYS . . . . .ZERO, SAMPLE SET, UNITS, PRINT

ANNUNCIATORS . . . .Zero, Stable, Gross, Net, lb, kg, g, oz

DISPLAY . . . . .Bright green LED 0.56" high  
6 digits (199,999)  
Decimal location selectable  
Div 1, 2, 5

POWER . . . . .120 VAC +/-10%, 60Hz, 5 watts

SIZE . . . . .12"W x 4"D x 7"H, 10 lb  
304 **Stainless steel** enclosure  
NEMA 4  
Desk top or wall mount



**7600E Digital Weigh and Batch Indicator - Pennsylvania**

**Stainless steel** washdown enclosure with U Bracket mount for wall or shelf. Pre-programmed Batch and Truck Scale options for easy set up. 0.6" high red LED. 10 point linearization. Smart Serial programmable Serial Data strings. Direct Keyboard entry of Setpoint values and Tare Weights. 6 button front panel. 24 bit delta sigma; 16 mv Signal Input. 30 updates per second. (2) data interfaces, RS232C or RS485, 20 ma current loop. 117 VAC 50/560 Hz, (2) year warranty.  
 NTEP 97-009 III, 10,000 div  
 Canadian AM-5647 10,000 div

Part Number	Weight	Stock	Price C
7600E Indicator	10 lb	6775	\$ 695.00
7600E Indicator AC w/ battery	10 lb	6422	920.00
7600E 12VDC only, no battery	10 lb	6436	695.00

**Options**

57811 Analog Output	1 lb	6769M	267.00	<b>C</b>
Solid State Relays (4)	1 lb	6770M	267.00	
220 Volt operation	1 lb	6772M	No charge	

Factory Calibration to Pennsylvania base		6773M	No charge
SAE Special features including software or hardware		6774M	Call
57860 Keypad for 7600E	1 lb	6978	112.00
57869A Ethernet module	1 lb	6887	508.00



**7600E Indicator**



**7600E Indicator Rear view**

**SPECIFICATIONS**

LOAD CELL . . . . . .5 VDC, 120 ma  
 (8)350 or (10)1,000 ohm load cells

ANALOG INPUT . . . . .0.1 µV Graduation

CONVERSION . . . . .30 updates/second

ACCURACY . . . . .0.01% full scale

OUTPUT . . . . .(2) Serial interfaces Choice of RS232C or RS485, 20ma current loop

KEYS . . . . .ZERO, GROSS/NET, TARE, SET, TARE RECALL, START/STOP, BASE, UNITS, I.D., CHECK, PRINT, CLEAR, ENTER.

ANNUNCIATORS . . .Zero, Stable, Gross, Net, lb, kg, g, oz

DISPLAY . . . . .Red high intensity LED 0.56" high 6 digits (199,999)

POWER . . . . .117 VAC +/-10%, 60Hz, 20 watts

SIZE . . . . .10"W x 4"D x 6.5"H, 10 lb  
 304 **Stainless steel** enclosure  
 NEMA 4  
 Desk top or wall mount

Prices are subject to change without notice. Please call for current prices. Other items are available from the manufacturers, please call for prices.

# Indicators



7600+ Indicator



## 7600+ Weight Indicator - Pennsylvania

Weighing and counting in a standard indicator. Compact size, NEMA 4 stainless steel enclosure. U bracket for desk or wall mounting. Automatic Sample Update for superb counting results. Very fast 60 updates per second. One button counting. 0-9 keypad for entry of Piece weight, Tare weight and 6 digit ID. (2) data interfaces from a list of (4) including RS232, RS422, RS485, 20 ma current loop. Peak Hold feature to remember the last highest weight displayed. Peak can be reset with ZERO key. 120 VAC 50/560 Hz, (4) year warranty.

NTEP 97-009, III 10,000 div  
Canadian AM-5647 10,000 div

Part Number	Weight	Stock	Price C
7600+ Indicator	10 lb	6579	\$ 695.00

### Options

Dual or triple range for 7600+	1 lb	5717	No charge	C
--------------------------------	------	------	-----------	---

### Service Parts

Keypad for 7600+	1 lb	6977	112.00	C
------------------	------	------	--------	---

## SPECIFICATIONS

LOAD CELL .....10 VDC, 450 ma  
(10)350 or (20)700 ohm load cells  
Remote sense for long cables

ANALOG INPUT .....0.3  $\mu$ V per division

CONVERSION .....60 updates/second  
10,000 division display NTEP  
40,000 division display, Industrial  
16,777,216 division internal

ACCURACY .....0.01% full scale

OUTPUT .....(2) Serial interfaces Choice of RS232,  
RS485, RS422, 20ma serial loop  
Time & date w/battery backup

KEYS .....ZERO, SAMPLE SET, GROSS/NET, TARE,  
PIECE WEIGHT, KEYBOARD TARE, BASE,  
UNITS, PRINT, CLEAR, CHECK, ON/OFF,  
ENT.

ANNUNCIATORS ...Zero, Stable, Gross, Net, lb, kg, g, oz

DISPLAY .....Bright green LED 0.56" high  
6 digits (199,999)  
Decimal location selectable  
Div 1, 2, 5

POWER .....120 VAC +/-10%, 60Hz, 5 watts

SIZE .....12"W x 4"D x 7"H, 10 lb  
304 **Stainless steel** enclosure  
NEMA 4  
Desk top or wall mount

Prices are subject to change without notice. Please call for current prices.

Other items are available from the manufacturers, please call for prices.



## TRANSCCELL TECHNOLOGY, INC.

### TI-1500E Weight Indicator - Transcell Technology, Inc

Service parts only for TI-1500E indicator.

NTEP 99-017 III 10,000 div

Part Number	Weight	Stock	Price C
<b>Service Parts</b>			<b>C</b>
Keypad for TI-1500	1 lb	6675	\$ 33.50
AC adapter 100-240 VAC to 12 VDC 0.9A for T500E-SS/TI-1500E-SS	1 lb	2562M	47.60
AC power cord for 100-240 VAC adapter		3640M	10.20



TI-1500



### SPECIFICATIONS

LOAD CELL .....10 VDC, 240 ma  
(8)350 or (16)700 ohm load cells

ANALOG INPUT .....0.4  $\mu$ V per div, 1.0  $\mu$ V per div NTEP

CONVERSION .....30 updates per sec  
10,000 display div NTEP  
50,000 div, industrial  
300,000 div internal

ACCURACY .....0.01% of full scale.

OUTPUT .....Full duplex RS232  
Simplex RS232, 20ma current loop serial  
Baud 1200, 2400, 4800, 9600, O, E, N

KEYS .....UNITS, ZERO, NET/GROSS, TARE, PRINT

DISPLAY .....Green LED, 6 digit 1" high  
Decimal point selectable  
Display div 1,2,5,10,20,50,100,200

POWER .....120 VAC 50/60 Hz, 0.5 watt

SIZE .....10"W x 4"D x 8"H, 8 lb  
NEMA 12 ABS plastic enclosure or  
NEMA 4X Stainless steel  
Desk top or wall mount

Prices are subject to change without notice. Please call for current prices.

Other items are available from the manufacturers, please call for prices.

99 Reagent Lane  
Fair Lawn NJ 07410  
201-797-2718 \* 800-631-0347

**Totalcomp**  
Components

www.totalcomp.com  
Fax 201-797-2287  
Toll Free Fax 888-797-2288

# NEW



TI-1500SL




## TRANSCCELL TECHNOLOGY, INC.

### TI-500SL Weight Indicator - Transcell Technology, Inc

**Stainless steel.** 0.8", 6 digit LCD display with LED backlight. Displays up to 50,000 graduations. Keys for: Units/ Zero/Off, Net/Gross, Tare, On/Print. Annunciators for: Gross, Net, kg, lb, Center of Zero, Stable, Tare, Negative. Auto weight capture for unstable and live loads. Full duplex RS-232C Serial Port- demand or continuous. Stainless steel swivel stand. Full front panel calibration. Nema 4x/IP65. 12VDC, 800 mA wall adapter.

NTEP 94-083A3 III 5,000 div

Part Number	Weight	Stock	Price C
TI-500SL	10 lb	1560	\$395.00

#### Service Parts

AC adapter 120 VAC to 12 VDC 0.8A	1 lb	2812M	23.80
P360195 faceplate TI-500SL	1 lb	1563	21.43
349070054 battery NP3-6	2 lb	1591	57.20

Dec

Dec

### SPECIFICATIONS

LOAD CELL . . . . .10 VDC, 120 ma  
5 VDC, 240 ma  
(4)350 or (8)700 ohm load cells

ANALOG INPUT . . . . .0.4  $\mu$ V per div, 1.0  $\mu$ V per div NTEP

CONVERSION . . . . .10 updates per sec  
5,000 display div NTEP  
50,000 div, industrial

ACCURACY . . . . .0.01% of full scale.

OUTPUT . . . . .Full duplex RS232  
Baud 1200, 2400, 4800, 9600, O, E, N

KEYS . . . . .UNITS, ZERO/OFF, NET/GROSS, TARE, ON/PRINT

ANNUNCIATORS . . .Zero, Net, Gross, Stable, lb, kg

DISPLAY . . . . .LCD, 6 digit 8" high  
Decimal point selectable  
Display div 1,2,5,10,20,50,100,200

POWER . . . . .Internal rechargeable lead acid  
batteries w/adaptor  
120 VAC 50/60 Hz, to 12 VDC, 650 ma

SIZE . . . . .9"W x 2.9"D x 5.5"H, 10 lb  
NEMA 4X **Stainless steel**  
Desk top or wall mount

Prices are subject to change without notice. Please call for current prices.

Other items are available from the manufacturers, please call for prices.





## TRANSCCELL TECHNOLOGY, INC.

### TI-1680 Weight Indicator - Transcell Technology, Inc

**Stainless steel.** Large easy to read LCD display. Applications are Piece counting, Remote Display, Peak Hold, Checkweighing, Batching, Accumulation, Self diagnosis. Gross/Net/Tare print ticket mode with 6 digit ID number. Two full duplex RS232 serial port. Internal power supply. Custom unit. 2.0, full speed, peripheral USB port. Heavy duty swivel mounting stand. Nema 4x, IP65. 240 VAC. NTEP 10-078

Part Number	Weight	Stock	Price D
TI-1680 Indicator LED, SS	9 lb	4450	\$ 595.00

Service Parts			C
Oct P360755952 Keypad	1 lb	4407	72.90



TI-1680



### SPECIFICATIONS

LOAD CELL . . . . .10 VDC, 240 ma  
(8)350 or (16)700 ohm load cells

ANALOG INPUT . . . . .0.4 μV per div, 1.0 μV per div NTEP

CONVERSION . . . . .30 updates per sec  
10,000 display div NTEP  
50,000 div, industrial  
300,000 div internal

OUTPUT . . . . .Full duplex RS232  
Simplex RS232, 20ma current loop serial  
Baud 1200, 2400, 4800, 9600, O, E, N

KEYS . . . . .UNITS, ZERO, MODE, TARE, PRINT, C/CE, F1, SET POINT, UNDER, OVER, ID, ENTER, DEC. Pt, \*, 0-9

ANNUNCIATORS . . .Gross, Net, Tare, Zero, Under, Accept, Over, lb, kg, Stable, 01-04

DISPLAY . . . . .LED, 6 digit 1" high  
Decimal point selectable  
Display div 1,2,5,10,20,50,100,200

ACCURACY . . . . .0.01% of full scale

POWER . . . . .120 VAC 50/60 Hz, 0.5 watt

SIZE . . . . .10"W x 4"D x 8"H, 7 lb  
NEMA 12 ABS plastic enclosure or  
NEMA 4X Stainless steel  
Desk top or wall mount

Prices are subject to change without notice. Please call for current prices.

Other items are available from the manufacturers, please call for prices.

99 Reagent Lane  
Fair Lawn NJ 07410  
201-797-2718 \* 800-631-0347



www.totalcomp.com  
Fax 201-797-2287  
Toll Free Fax 888-797-2288



**MW2001**  
Digital Indicator



## MW2001 MicroWeigh Digital Indicator - WeighTech

Engineered to be the best in its class. Designed to outperform and outlast other indicators. 5 Touch sensitive keypad responds to human touch, not knives or other sharp instruments. Dust resistant under IP6 makes this the only indicator in this class. Key electronic components permanently sealed in ABS plastic enclosure. Bright, easy to read, 16 character backlit alphanumeric LCD display. Front access panel. Standard weighing, check weighing, bench or floor scales, batch weighing. Can be retrofitted to existing scales. No double boxing. Electrical potted parts for safety when panel is exposed or taken off. Meets industry standards of IP69K, NEMA 4, NEMA 6, IPX7, IPX8. NTEP 01-082 Class III/IIIL 10,000 div

Part Number	Weight	Stock	Price C
MW2001-HW	6 lb	2863	\$ 997.00
MW2001 Indicator battery operated	7 lb	2864	1,035.00
<b>Options</b>			<b>C</b>
Battery for MW2001 indicator	1 lb	2865	67.00

### SPECIFICATIONS

LOAD CELL . . . . . 4.5 VDC +/- 5%, 120 ma  
(4)350 ohm load cells  
no remote sense

ANALOG INPUT . . . . . 0.18  $\mu$ V/ div

CONVERSION . . . . . 7.5/15/30 times/sec display update  
10,000 display divisions

ACCURACY . . . . . 0.01% of full scale

OUTPUT . . . . . RS232  
9600 Baud, 8 bits, no parity,  
1 stop bit

KEYS. . . . . UNITS/CANCEL, MENU/HELP,  
PRINT/ENTER, TARE, ZERO/ON

ANNUNCIATORS . . . . .Gross, Net, Motion, Zero, lb, kg, g, oz, lb/oz

DISPLAY . . . . .LCD w/ adjustable contrast and backlight, 16  
character alphanumeric

POWER . . . . .120 VAC, 60Hz, 12 Watts

SIZE . . . . .8.25"W x 3.5"D x 5.25"H, 7 lb  
ABS plastic enclosure,  
NEMA 4, NEMA 6, IP69K



## WE2111 Digital Weight Indicator - HBM

Legal for trade with the latest interfaces. Designed for maximum accuracy. The WE2111 weighing indicator uses the Sigma-Delta analog to digital converter, so it allows fast, precise weighing when used with strain gauge based load cells. Display resolution of up to 100,000 divisions and an analog to digital conversion rate of up to 100 measurements/second. Enhanced sensitivity setting allows using it in legal for trade scales with a minimum signal of 0.5  $\mu$ V/e. Multi-range/multi-interval with two sets of 3,000 display divisions.

Part Number	Weight	Stock	Price C
I-WE2111 Indicator	3 lb	3821	\$ 1,693.00
I-WE2111-ZS Setpoint card	1 lb	3822	312.00
I-WE2111-AC power module 110-240V AC	1 lb	3716	234.00



**I-WE2111**  
Digital Indicator



## WE2107 Indicator HBM

The WE2107 weighing indicator: you can rely on this talented all-rounder to monitor and control your weighing processes. It does not matter whether these are static or dynamic: the WE2107 is at your side. With first-rate metrological properties and many practical functions that are perfect for incorporating into the industrial weighing process. Because the WE2107 is more than just a weighing indicator: the WE2107 adapts perfectly to your needs, whatever the challenge. So with the WE2107, you will be able to implement many different scale types with just one device.

Part Number	Weight	Stock	Price C
1-WF2107M-SS-1 Indicator	3 lb	3854	\$975.00



**WE2107M-SS-1**

Oct  
↓

## **RICE LAKE®** WEIGHING SYSTEMS

### RL-920i

The 920i® programmable weight indicator/controller is different, yet intuitively familiar for even the least experienced operators. It is truly the first of its kind to blend revolutionary user interfaces, total flexibility and ultimate processing performance with the simplicity of a basic weight indicator. We have taken the best features from weight instruments, PLCs and computers and added more robust electronics, a crisp graphical display and programmable softkeys. Put it all together inside a virtually indestructible enclosure and you have one of the most advanced HMIs the industry has ever seen.



164371 display board

Part Number	Weight	Stock	Price C
920i Indicator w/USB 115003	12 lb	550	\$2,745.00

#### Service Parts

164371 display board, LCD	1 lb	216	\$ 339.00
67601 24 channel I/O board	1 lb	1557	352.00
6705 pulse counter card	1 lb	1558	333.00
117930 CPU board	1 lb	1529	1,118.00

Oct



### SPECIFICATIONS

LOAD CELL .....10 VDC, 200 ma  
(8) 350 ohm load cells

ANALOG INPUT .....0.3 µV/ div

CONVERSION .....7.5 to 960 H2 10,000 display divisions

ACCURACY .....0.01% of full scale

OUTPUT .....(4) RS485  
9600 Baud, 8 bits, no parity,  
1 stop bit

KEYS.....Keypad(0-9), (27) key membrane panel, (5) softkeys and (10) user-defines.

ANNUNCIATORS .....(60) configurable operator prompts.

DISPLAY .....LCD w/ adjustable contrast and backlight.

POWER .....120 VAC, 60Hz, 12 Watts

SIZE .....10.56"W x 4.6"D x 10.87"H, 10 lb  
NEMA 4x SS, IP66

Oct




# T Belting

## Scale Pit T Belting


T-Belting is used on the sides of the scale platform away from the flow of traffic. The ends of the scale platform should use the T-Grip described elsewhere. T-belting is 4-1/2" wide and 1/4" thick at top. The vertical is 1-1/2" high and 1/4" thick.

Part Number	Weight	Stock	Price C
T-Grip belting, 82 ft (25m)	66 lb	2846	\$ 451.00



T-Belt

# T Belting



T-Grip

## Scale pit T-Grip belting

T-Grip belting will stop unwanted product from getting into a truck scale pit with its unique design. The "T" section will slip into the gap between the scale platform and the pit wall. The gap must be 1/2" or larger to avoid any scale binding. The exclusive grips on the vertical section of the "T" hold on to the pit wall and platform to help prevent the belting from being pulled out with the normal flow of traffic. The T-Grip belting is installed around the perimeter of the scale platform. To allow ventilation, a gap of 8 " to 12" can be left on the sides where there is little chance of product spillage. "T" belting is 5-3/4" wide and 1/4" thick at top. The vertical is 2-1/4" high and 7/16" thick.


Part Number	Weight	Stock	Price C
T-Grip belting, 82 ft (25m)	160 lb	347	\$ 541.00



## Connectors

For Digital Weight Indicators and printers

Part Number	Used with	Mates with	Weight	Stock	Price C
57-30500	8130 desk mount, A&D	57-40500	1 lb	633	\$ 36.00
57-30360	Electroscale DR525	57-40360	1 lb	630	33.00
DE-09P	Ohaus PBI serial	DE-09S	1 lb	581	16.80
DE-09S	Ohaus PBI serial	DE-09P	1 lb	582	16.80
DA-15P	UMC 2000	DA-15S	1 lb	881	18.00
DA-15S	UMC 2000	DA-15P	1 lb	882	18.00
DB-25P	RS232-C, 550/551	DB-25S	1 lb	631M	20.00
DB-25S	RS232-C	DB-25P	1 lb	1052	20.00
DC-37P	UMC2000, AO543	DC-37S	1 lb	634M	23.00
DC-37S	WI 110	DC-37P	1 lb	1053	23.00
DD-50P	AN-5316	MD50F	1 lb	464	26.00



57-30360

57-30500



DE-09P

DA-15P

DB-25P

DC-37P

DD-50P



DE-09S

DA-15S

DB-25S

DC-37S

Prices are subject to change without notice. Please call for current prices.

Other items are available from the manufacturers, please call for prices.

99 Reagent Lane  
Fair Lawn NJ 07410  
201-797-2718 \* 800-631-0347

 **Totalcomp**  
Components

www.totalcomp.com  
Fax 201-797-2287  
Toll Free Fax 888-797-2288

# Cable



MS3102A-14S-5P



MS3102A-134S-5S



MS3102A-14S-6S



MS3102A-16S-1S

## Connectors

Used to connect load cells and indicators. ElectroScale uses the MS3106A- 14S-6P and MS3101A-14S-6S connector. Make sure you have selected either pins (plugs) or sockets (receptacles). The connectors without flanges have strain relief cable clamps.

Part Number	Contacts	Weight	Stock	Price C
MS3106A-14S-5P	5 pins w/collar	1 lb	409	\$ 20.80
MS3101A-14S-5S	5 sockets	1 lb	410	27.20
MS3106A-14S-5S	5 sockets w/collar	1 lb	1069	22.90
MS3106A-14S-6P	6 pins w/collar	1 lb	254	21.40
MS3101A-14S-6S	6 sockets	1 lb	255	28.90
MS3106A-14S-6S	6 sockets w/collar	1 lb	1070M	23.40
MS3106A-16S-1P	7 pins w/collar	1 lb	256	23.40
MS3101A-16S-1S	7 sockets	1 lb	257	21.50
MS3106A-16S-1S	7 sockets w/collar	1 lb	1006	27.50

### With mounting flange

MS3102A-14S-5P	5 pins	1 lb	1708	12.20
MS3102A-14S-5S	5 sockets	1 lb	3585	13.20
MS3102A-14S-6S	6 sockets	1 lb	1068	13.20
MS3102A-16S-1S	7 sockets	1 lb	1011	18.20



MS3106A-14S-5P MS3101A-14S-5S MS3106A-14S-5S



MS3106A-14S-6P MS3101A-14S-6S MS3106A-14S-6S



MS3106A-16S-1P MS3101A-16S-1S MS3106A-16S-1S


Prices are subject to change without notice. Please call for current prices.

Other items are available from the manufacturers, please call for prices.

## Hazardous Environment Blue Jacket Cable

Designed for intrinsically safe applications, must be wired according to Factory Mutual System approved diagram. 0.32 inch diameter. Polyurethane over PVC double jacketing provides superior chemical and abrasion resistance. Both foil and braided wire shields for added RFI and EMI protection. 6 conductors are industry standard color coded (red, black, green, white, blue, brown). Suited for longer runs where remote sense lines can be used. -22F to 126F (-30C to 80C) temperature rating.

Part Number	Weight	Stock	Price C
Hazardous Environment Blue Jacket Cable/per ft.	1 lb	3456	\$ 2.85



Hazardous Environment  
Blue Jacket Cable

# Cable



72-N1

## Splicing kit - Scotchcast

Inline splicing kit for shielded or non-shielded cable 1/4" to 5/8" dia. The translucent body is made of strong plastic in molded body halves. Mold body length is 7-3/16". Tongue and groove design provides a firm, solid joint. Simply snap together around the splice and seal the ends. Mix the 2104 Electrical Insulating and Sealing Compound in its Unipak container and pour it into the mold. 2104 Compound is a two part, low viscosity polyurethane for permanent splice protection. This compound flows well - even at low temperatures. It fills mold bodies completely and eliminates voids. Cure time is about 1 hour at 72 deg F and 20 hours at 20 deg F. The Unipak container allows fast mixing of premeasured portions that pour cleanly from the container. No tools or containers are needed. A loosely woven polyester spacer web, bonded to the inside of the mold body, allows even distribution of the compound around the splice. Included in the kit are compound, rubber tape end-sealing strips, and instructions. Excellent moisture seal protects against water entry.

Part Number	Weight	Stock	Price C
72-N1	1 lb	768	\$ 89.40



NM-44B

## PVC Splice Box

Low cost/high performance high impact PVC(non-metallic). Weatherproof gasket cover for wet or corrosive environments indoors or outdoors. 7 position screw clamp terminal block on lid accepts up to No. 10 AWG wire. Cable connectors: (2) watertight nylon compression fittings. 0.69-395 cable diameters. 4" x 4" x 2-1/2" deep. Mounting ears molded into base.

Part Number	Weight	Stock	Price C
NM-44B	1 lb	2440	\$ 84.40

Oct

## BLH Load Cell Cable & Box

20 70 78 6 cond cable

Part Number	Weight	Stock	Price C
NM-44B	1 lb	312	\$ 4.65

Prices are subject to change without notice. Please call for current prices.

Other items are available from the manufacturers, please call for prices.

# Cable

## Load Cell Cable

4 Conductor and 6 Conductor 20 gage (AWG) stranded tinned copper, vinyl insulation, aluminum shield with drain wire (100% shield coverage), vinyl jacket. Resistance is 10.3 ohms per 1,000 ft.

4 Cond : Black, white, red, green and shield.

6 Cond : Black, white, red, green, yellow, blue and shield.

Part Number	Weight	Stock	Price C
<b>4 Conductor</b>			
1 to 499 ft	4 lb/100 ft	190	\$ 1.25/ft
500 ft roll	20 lb	241	5000.00(1.00/ft))
1000 ft roll	40 lb	242	850.00(.85/ft))
<b>6 Conductor</b>			
1 to 499 ft	6 lb/100 ft	191	1.90/ft
500 ft roll	30 lb	244	850.00(1.70/ft))
1000 ft roll	60 lb	245	1,450.00(1.45/ft))



4 conductor cable



6 conductor cable


## High Performance Load Cell Cable

The best available insulation resistance. The highest quality toughness and abrasion resistance. 4 Conductor and 6 Conductor 20 gage AWG stranded tinned copper. Each conductor is insulated with Teflon<sup>®</sup> which has the highest dielectric constant available. Shielding is tinned copper braid. Outer jacket is polyurethane for superior abrasion resistance. Consequently, the initial installation which requires stripping the jacket to expose the conductors is made more difficult with the tough polyurethane. But the long term benefits of this extremely strong jacket is worth the extra effort in installation. Resistance is 10.3 ohms per 1,000 ft.

Part Number	Weight	Stock	Price C
<b>4 Conductor (1/4" dia)</b>			
1 to 499 ft	7 lb/100 ft	1904	\$ 3.50/ft
500 ft roll	35 lb	1905	1,700.00(3.40/ft)
1000 ft roll	65 lb	1906	3,300.00(3.30/ft)
<b>6 Conductor (5/16" dia)</b>			
1 to 499 ft	10 lb/100 ft	1907	3.85/ft
500 ft roll	50 lb	1908	1,825.00(3.75/ft)
1000 ft roll	100 lb	1909	3,650.00(3.65/ft)



4 conductor cable



6 conductor cable

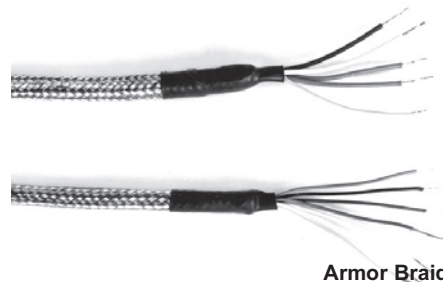
## Armor Braid Load Cell Cable

Prevent rodents from eating through load cell cable with this **stainless steel** armor braid. 4 Conductor 22 gage (AWG) and 6 Conductor 20 gage (AWG) stranded tinned copper. Each conductor is insulated with PVC and has a secondary nylon jacket. Next a Mylar<sup>®</sup> sheath with a min of 35% overlap coverage. Shielding is tinned copper braided shield with 90% min coverage. Jacket is grey polyurethane. Armor braid is **stainless steel** for rodent and abrasion protection. 22 gage (AWG) resistance is 14.7 ohms per 1,000 ft. 20 gage (AWG) resistance is 10.3 ohms per 1,000 ft.

4 Cond : Black, white, red, green and shield.

6 Cond : Black, white, red, green, yellow, blue and shield.

Part Number	Weight	Stock	Price D
<b>4 Conductor 22 gage (5/16" dia)</b>			
1 to 499 ft	7 lb/100 ft	1073	\$ 6.75/ft
500 ft roll	35 lb	1074	3,325.00(6.65/ft)
<b>6 Conductor 20 gage (7/16" dia)</b>			
1 to 499 ft	10 lb/100 ft	1665	7.45/ft
500 ft roll	50 lb	1666	3,675.00(7.35/ft)



Armor Braid Cable

Prices are subject to change without notice. Please call for current prices.

Other items are available from the manufacturers, please call for prices.

99 Reagent Lane  
Fair Lawn NJ 07410  
201-797-2718 \* 800-631-0347

 **Totalcomp**  
Components

www.totalcomp.com  
Fax 201-797-2287  
Toll Free Fax 888-797-2288

# Mounting



Rod End

## Rod Ends

Externally threaded with jam nut.

Thread (UNF)	Length	Bore	Shank	Dia	Width	Static load			Each Price D
						Capacity	Weight	Stock	
1/4-28	1.562	0.250	1.000	0.750	0.375	2,157 lb	1 lb	178	\$ 11.00
3/8-24	1.938	0.375	1.250	1.000	0.500	4,916 lb	1 lb	179	13.70
1/2-20	2.438	0.500	1.500	1.312	0.625	8,075 lb	1 lb	180	25.20
5/8-18	2.625	0.625	1.625	1.500	0.750	9,509 lb	1 lb	433	30.60
3/4-16	2.875	0.750	1.750	1.750	0.875	13,831 lb	1 lb	434	41.80
1-14	4.125	1.000	2.125	2.750	1.375	43,541 lb	2 lb	181	121.00
1-12	4.125	1.000	2.125	2.750	1.375	43,541 lb	3 lb	1012	137.00
1-1/4-12	4.125	1.250	2.125	2.750	1.093	44,500 lb	3 lb	1013	152.00
1-1/2-12	5.375	1.500	3.000	3.500	1.312	96,510 lb	5 lb	1014	236.00
2-12	8.000	2.000	4.625	5.000	1.750	225,457 lb	14 lb	1015	420.00

## Rod Ends with Teflon liner for electrical isolation.

Use Bonding Braid across load cell to give a parallel path for high voltage and current present in lightning strikes.



Rod End  
Stainless Steel

Thread (UNF)	Length	Bore	Shank	Dia	Width	Static load			Each Price D
						Capacity	Weight	Stock	
1/4-28	1.562	0.250	1.000	0.750	0.375	2,158 lb	1 lb	322	\$ 18.70
1/2-20	2.438	0.500	1.500	1.312	0.625	6,660 lb	1 lb	323	31.20
3/4-16	2.875	0.750	1.750	1.750	0.875	11,518 lb	1 lb	324	54.80

## Stainless Steel Rod Ends with Teflon liner for electrical isolation.

Stainless steel for corrosion resistance. Use Bonding Braid across load cell to give a parallel path for high voltage and current present in lightning strikes.

Thread (UNF)	Length	Bore	Shank	Dia	Width	Static load			Each Price D
						Capacity	Weight	Stock	
3/8-24	1.938	0.375	1.250	1.000	0.500	8,627 lb	1 lb	3263	\$ 86.80
1/2-20	2.438	0.500	1.500	1.312	0.625	15,130 lb	1 lb	3264	105.00
5/8-18	2.625	0.625	1.625	1.500	0.750	16,922 lb	1 lb	3265	156.00
3/4-16	2.875	0.750	1.750	1.750	0.875	25,549 lb	1 lb	3266	186.00

## Insulated tension mounting assembly

Forged steel, zinc plated. Each assembly includes 2 insulators, 2 threaded adapters, 2 eye nuts, 2 links, 2 eye bolts, 2 coarse jam nuts, 2 fine jam nuts. You will save 10% off the individual prices when you get the complete assembly.



Insulated tension mounting assembly

Part Number	Load cell		Steelyard Assembly		Weight	Stock	Price D
	Thread	Thread	Length	Length			
TMAI-1/4	1/4-28 UNF	1/4-20 UNC	11.5	2 lb	5387	\$ 119.00	
TMAI-3/8	3/8-24 UNF	3/8-16 UNC	17.5	5 lb	5388	186.30	
TMAI-1/2	1/2-20 UNF	1/2-13 UNC	19.25	7 lb	5389	235.00	

Prices are subject to change without notice. Please call for current prices.

Other items are available from the manufacturers, please call for prices.



## Tension Alignment Assembly

Each alignment assembly includes an internally coarse threaded housing w/wrench flats which contains a Teflon<sup>®</sup> insulator that mates with a spherical headed stud w/fine thread. The 3/4" and 1" units have a Delrin<sup>®</sup> insulator. Includes (1) fine jam nut and (1) coarse jam nut. Side of housing has 1/4-20 tapped hole for attaching ground strap. Grounding screw not included. Zinc and clear chromate plated.

	Part Number	Length	Capacity	Weight	Stock	Price D
	TAA-1/4-28 to 1/4-20	4"	300 lb	1 lb	3287	\$ 117.00
	TAA-3/8-24 to 3/8-16	4"	300 lb	2 lb	3288	123.00
Sep	TAA-1/2-20 to 1/2-13	4"	3,000 lb	2 lb	3289	124.00
	TAA-1/2-20 to 5/8-11	4"	3,000 lb	2 lb	1273	134.00
	TAA-3/4-16 to 3/4-10	5.38"	10,000 lb	4 lb	3290	157.00
Oct	TAA-3/4-16 to 1-8	5.38"	10,000 lb	4 lb	2950	173.00
↓	TAA-1-14 to 1-8	5.25"	15,000 lb	4 lb	3041	281.00
	TAA-1-14 to 1 1/4-7	5.25"	15,000 lb	5 lb	2951	235.00
	TAA-1-1/4-12 to 1-1/2-6	6.6"	20,000 lb	6 lb	3203	257.00



TAA Tension Alignment Assembly

## Eye Nuts

Forged steel, galvanized(zinc coating) with jam nut.

Size Inches	Inside Dimensions	Weight	Stock	Price D
1/4-20	0.75 x 1.063	1 lb	447	\$ 18.75
3/8-16	1.00 x 1.250	1 lb	448	18.75
1/2-13	1.25 x 1.500	1 lb	449	15.20
5/8-11	1.50 x 2.000	1 lb	450	18.50
3/4-10	1.75 x 2.375	2 lb	451	26.10
1-8	2.25 x 3.063	3 lb	452	86.30



Eye Nut

## Tension Mounting Assembly

Forged steel, zinc plated. Each assembly includes 2 eye nuts, 2 links, 2 eye bolts, 2 coarse jam nuts, 2 fine jam nuts.

	Load cell Thread	Steelyard Thread	Assembly Length	Weight	Stock	Price D
	1/4-28 UNF	1/4-20 UNC	8.5	1 lb	173	\$ 85.10
	3/8-24 UNF	3/8-16 UNC	11.5	2 lb	174	67.50
	1/2-20 UNF	1/2-13 UNC	13.25	3 lb	175	83.20
Sep	5/8-18 UNF	5/8-11 UNC	16.25	4 lb	176	128.00
	3/4-16 UNF	3/4-10 UNC	18.75	8 lb	453	226.00
	1-14 UNF	1-8 UNC	23.75	17 lb	177	421.00



Tension Mounting Assembly

Prices are subject to change without notice. Please call for current prices.


Other items are available from the manufacturers, please call for prices.

99 Reagent Lane  
Fair Lawn NJ 07410  
201-797-2718 \* 800-631-0347


**Totalcomp**  
Components

www.totalcomp.com  
Fax 201-797-2287  
Toll Free Fax 888-797-2288

# Mounting



Clevis



Clevis  
Stainless steel



Tension Mounting Bolt

## Clevis

Zinc plated steel with jam nut. Used to connect rod ends to threaded rod or bolts. Has 1/4-20 machine screw for termination of bonding braid (ground strap). Teflon washers provide electrical isolation for lightning protection. Electrical isolation is complete when used with Rod End that has Teflon<sup>®</sup> liner.

Thread	Capacity	Pin Dia	Gap at pin	Weight	Stock	Price D
1/4-20 UNC	300 lb	0.240"	0.250	1 lb	587	\$ 105.00
3/8-16 UNC	300 lb	0.365"	0.375	1 lb	588	105.00
1/2-13 UNC	3,000 lb	0.490"	0.500	1 lb	488	98.00
5/8-11 UNC	10,000 lb	0.615"	0.675	2 lb	589	120.00
3/4-10 UNC	10,000 lb	0.740"	0.750	3 lb	590	120.00

## Clevis-Stainless steel

Stainless steel with jam nut. Used to connect rod ends to threaded rod or bolts. Has 1/4-20 machine screw for termination of bonding braid (ground strap). Teflon washers provide electrical isolation for lightning protection. Electrical isolation is complete when used with Rod End that has Teflon liner.

Thread	Capacity	Pin Dia	Gap at pin	Weight	Stock	Price D
1/4-20 UNC	300 lb	0.240"	0.250	1 lb	7328	\$ 126.00
3/8-16 UNC	300 lb	0.365"	0.375	1 lb	7329	126.00
1/2-13 UNC	3,000 lb	0.490"	0.500	1 lb	7330	147.00
5/8-11 UNC	10,000 lb	0.615"	0.675	2 lb	7331	217.00
3/4-10 UNC	10,000 lb	0.740"	0.750	3 lb	7332	217.00

## Tension Mounting Bolt

Each mounting bolt includes a hex machine screw, mating pair of spherical washers and jam nut, zinc plated.

Recommend using a safety factor of 4 to 1.

Thread (UNF-2)	Length	Tensile Strength	Weight	Stock	Price D
TMB-1/4-28	1.5"	5,880 lb	1 lb	454	\$ 6.00
TMB-3/8-24	2"	13,247 lb	1 lb	455	10.30
TMB-1/2-20	2.5"	23,550 lb	1 lb	456	11.00
TMB-5/8-18	3"	36,797 lb	1 lb	457	13.20
TMB-3/4-16	3.5"	52,987 lb	1 lb	458	18.40
TMB-1-14	4"	94,200 lb	2 lb	459	52.50
TMB-1-1/4-12	5"	128,789 lb	4 lb	1031	115.00
TMB-1-1/2-12	6"	185,456 lb	5 lb	1032	149.00
TMB-2-12	7"	329,700 lb	14 lb	1033	179.00

Prices are subject to change without notice. Please call for current prices.

Other items are available from the manufacturers, please call for prices.

## Eye Bolts

Forged steel. Externally threaded with jam nut. Zinc plated.  
Recommend using a safety factor of 4 to 1.

	Overall Thread	Shank length	Shank length	Inside eye	Outside eye	Ultimate Strength	Weight	Stock	Each Price D
<b>(UNF) Fine thread</b>									
	1/4-28	2.000	1.00	0.750	1.187	2,500 lb	1 lb	182	\$ 9.50
	3/8-24	2.875	1.25	1.000	1.813	5,200 lb	1 lb	183	15.10
	1/2-20	3.125	1.50	1.187	2.000	12,000 lb	1 lb	184	17.20
<b>Sep</b>	5/8-18	3.687	1.75	1.375	2.500	16,000 lb	1 lb	185	24.30
	3/4-16	4.063	2.00	1.500	2.813	20,000 lb	1 lb	440	52.20
	1-14	5.187	2.50	1.813	3.562	36,000 lb	2 lb	186	50.60
	1 1/4-12	7.500	3.00	2.187	4.438	75,000 lb	5 lb	1671	120.00
	1 1/2-12	8.750	3.50	2.500	5.187	105,000 lb	8 lb	1672	239.00
	2-12	11.875	4.00	3.250	6.875	140,000 lb	18 lb	1673	323.00
<b>(UNC) Coarse thread</b>									
	1/4-20	2.000	1.00	0.750	1.187	2,500 lb	1 lb	1112	8.70
	1/2-13	3.125	1.50	1.187	2.000	12,000 lb	1 lb	583	13.10



Eye bolt

## Stainless Steel Eye Bolts

Forged stainless steel with external threads and stainless steel jam nut.  
Recommend using a safety factor of 4 to 1.

	Overall Thread	Shank length	Shank length	Inside eye	Outside eye	Ultimate Strength	Weight	Stock	Each Price D
<b>(UNF) Fine thread</b>									
	1/4-28	2.000	1.00	0.750	1.187	2,500 lb	1 lb	1763	\$ 43.40
	1/2-20	3.125	1.50	1.187	2.000	12,000 lb	1 lb	1764	71.30
<b>Sep</b>	3/4-16	4.063	2.00	1.500	2.813	20,000 lb	1 lb	1765	120.00



1/4 to 1" Link

## Connecting Links

Forged steel, zinc plated with interlocking lugs.

Size (Inches)	Inside Dimensions	Weight	Stock	Price D
1/4	0.438 x 0.813	1 lb	441	\$ 13.30
3/8	0.563 x 1.094	1 lb	442	12.10
1/2	0.719 x 1.469	1 lb	443	14.90
5/8	0.813 x 1.750	1 lb	444	17.50
3/4	0.938 x 2.063	2 lb	445	34.90
1	1.750 x 2.625	3 lb	446	114.00
1-1/4	1.500 x 3.156	5 lb	736	297.00



1-1/4 Link

Prices are subject to change without notice. Please call for current prices.

Other items are available from the manufacturers, please call for prices.

# Mounting



Tension Cable with adjustable ends

## Tension cable w/adjustable ends

Wire rope assembly has UNF (fine thread) on one fitting and UNC (coarse thread) on the other. The fittings on both ends of the cable will turn independently to allow for easy installation and adjustment. Threaded fittings are zinc plated steel with wrench flats. Galvanized cable with swaged **stainless steel** ball and shank on each end. Each end fitting has jam nut. Capacity is based on OSHA safety factor of 4 to 1.

Thread	Overall Length	Rated Capacity	Ultimate Strength	End Fittings	Weight	Stock	Price D
TC1/4-28/20	3.5"	120 lb	480 lb	1/4-28 1"lg 1/4-20 1"lg	1 lb	752	\$ 40.60
TC1/4-28/16	4.0"	240 lb	480 lb	1/4-28 1"lg 3/8-16 1.25"lg	1 lb	1393	56.90
TC3/8-24/16	4.25"	230 lb	920 lb	3/8-24 1.25"lg 3/8-16 1.25"lg	1 lb	753	70.80
TC3/8-24/13	4.75"	230 lb	920 lb	3/8-24 1.25"lg 1/2-13 1.5"lg	1 lb	1394	57.20
TC1/2-20/13	5"	700 lb	2,800 lb	1/2-20 1.5"lg 1/2-13 1.5"lg	1 lb	754	62.70
<b>All stainless steel construction</b>							
TC1/4-28/20-SS	3.5"	120 lb	480 lb	1/4-28 1"lg 1/4-20 1"lg	1 lb	872	115.00
TC1/2-20/13-SS	5"	700 lb	2,800 lb	1/2-20 1.5"lg 1/2-13 1.5"lg	1 lb	4893	120.00



TC1/2-20/13-5.5



TC3/4-10-BALL



TC1/2-13-M12-5.5

## Tension cable w/swaged ends


Wire rope assembly has UNF (fine thread) on one fitting and UNC (coarse thread) on the other. Galvanized cable with swaged zinc plated threaded steel fittings on each end. Each end fitting has jam nut. Capacity is based on OSHA safety factor of 4 to 1.

Thread	Length	Capacity	Strength	Fittings	Weight	Stock	Price D
TC1/2-20/13-5.5	5.5"	1,400 lb	7,000 lb	1/2-20 1.5"lg 1/2-13 1.5"lg	1 lb	1397	\$ 55.50
TC3/4-10-BALL	6.31"	3,600 lb	14,400 lb	3/4-10 2"lg 1-1/4"dia ball	1 lb	1840	59.80
<b>Metric</b>							
<b>All stainless steel construction</b>							
TC1/2-13-M12	5.5"	1,400 lb	7,000 lb	M12 1.5"lg 1/2-13 1.5"lg	1 lb	1693	67.70

## Load cell insulators

Protect load cells from damaging high voltage and current. Electrically isolate the load cell with one insulator at each end mounted in the tension hardware. Use in areas where close lightning strikes cause load cell burnouts. Observe OSHA recommendation of 4:1 safe working load ratio.

Thread	Capacity	Strength	Thread	Size	Weight	Stock	Price C5
2165-1A	150 lb	600 lb	1/4-20UNC x 1/4"deep	1-1/8"x1"h	1 lb	427	\$ 11.30
5612-28	150 lb	600 lb	1/4-28UNF x 5/16"deep	1"x1"h	1 lb	1048	14.50
2781-16	750 lb	3,000 lb	3/8-16UNC x 1/2"deep	2-1/2"x2-1/2"h	1 lb	428	17.30
2781-24	750 lb	3,000 lb	3/8-24UNF x 1/2"deep	2-1/2"x2-1/2"h	1 lb	463	39.10
2781-13	750 lb	3,000 lb	1/2-13UNC x 5/8"deep	2-1/2"x2-1/2"h	1 lb	429	23.90
2781-20	750 lb	3,000 lb	1/2-20UNF x 3/4"deep	2-1/2"x2-1/2"h	1 lb	462	61.00
2781-20/13	750 lb	3,000 lb	1/2-20UNF & 1/2-13UNC x 3/4"deep	2-1/2"x2-1/2"h	1 lb	966	39.30
ST-1015	3,000 lb	12,000 lb	1/2-13UNC x 9/16"deep(gray)	2-13/32"x 2-13/32"h	2 lb	382	79.90



ST-1015

## Threaded adapters

Externally threaded for connecting load cells to insulators. Also useful where mounting space is limited. Steel, zinc plated. Adapters have jam nuts at each end.

Part Number	Thread	Length	Weight	Stock	Price D
A 1/4-28/28	1/4-28 full length	1.00"	1 lb	699	\$ 3.20
A 1/4-28/20	1/4-28x1/2"lg 1/4-20x1/2"lg	1.00"	1 lb	717	3.20
A 1/4-28/16	1/4-28x1"lg 3/8-16x1"lg	2.00"	1 lb	1409	6.70
A 1/4-28/24	1/4-28x1"lg 3/8-24x1"lg	2.00"	1 lb	1410	7.90
A 3/8-24/24	3/8-24 full length	1.25"	1 lb	718	3.00
A 3/8-24/16	3/8-24x1"lg 3/8-16x1"lg	2.00"	1 lb	719	3.20
A 1/2-20/20	1/2-20 full length	1.50"	1 lb	720	5.90
A 1/2-13/13	1/2-13 full length	1.50"	1 lb	2346	5.90
A 1/2-20/13	1/2-20x1"lg 1/2-13x1"lg	2.00"	1 lb	721	5.70
A 1/2-20/13-2.5	1/2-20x1-1/4";1/2-13x1-1/4"	2.50"	1 lb	1405	7.80
A 3/4-16/10-3.25	3/4-16x2-1/8";3/4-10x1-1/8"	3.25"	1 lb	1406	12.10
A 1/2-13x12"	1/2-13 full length	12"	1 lb	496	8.90
A 3/4-10x12"	3/4-10 full length	12"	1 lb	497	11.85

Oct  
↓



Threaded Adapter

Prices are subject to change without notice. Please call for current prices.

Other items are available from the manufacturers, please call for prices.

99 Reagent Lane  
Fair Lawn NJ 07410  
201-797-2718 \* 800-631-0347

**Totalcomp**  
Components

www.totalcomp.com  
Fax 201-797-2287  
Toll Free Fax 888-797-2288

# Mounting



Quick link

## Quick link

Zinc plated link easily connects mounting hardware such as shackles, eye bolts, links, eye nuts and chain.

Size	Working Load limit	Weight	Stock	Price D
1/4" Quick link	880 lb	1 lb	1945	\$ 5.40
5/16" Quick link	1,540 lb	1 lb	1946	6.30
3/8" Quick link	2,200 lb	1 lb	1947	8.50
1/2" Quick link	3,300 lb	1 lb	1948	13.80



Shackle

## Forged Shackles

Used to connect rod ends to eye bolts, eye nuts or hooks.

Nominal Size	Capacity	Pin Dia.	Gap Pin	Weight	Stock	Price D
1/4	1,000 lb	5/16	0.500	1 lb	435	\$ 6.20
3/8	2,000 lb	7/16	0.656	1 lb	436	8.50
7/16	3,000 lb	1/2	0.719	1 lb	437	10.80
1/2	4,000 lb	5/8	0.813	1 lb	438	11.80
3/4	7,500 lb	7/8	1.250	1 lb	439	29.00



Spherical Washer

## Spherical Washer pair

Concave and convex pair of washers are used to provide a firm mounting surface for a rod or bolt when there is a slight off perpendicular condition.

Part Number	I.D.	O.D.	Thickness	Weight	Stock	Price D
<b>Black finish tool steel</b>						
1/4" Spherical washer	9/32	5/8	3/16	1 lb	755	\$ 3.80
3/8" Spherical washer	13/32	7/8	1/4	1 lb	756	9.40
1/2" Spherical washer	17/32	1-1/8	5/16	1 lb	757	5.80
5/8" Spherical washer	21/32	1-3/8	5/16	1 lb	758	6.90
3/4" Spherical washer	25/32	1-5/8	3/8	1 lb	759	8.90
1" Spherical washer	1-1/16	2	1/2	1 lb	760	13.30
1-1/4" Spherical washer	1-5/16	2-5/8	1/2	1 lb	761	27.40
1-1/2" Spherical washer	1-9/16	2-7/8	9/16	1 lb	762	34.00
2" Spherical washer	2-1/16	3-7/8	3/4	2 lb	763	51.90
<b>Stainless steel</b>						
1/4" SS spherical washer	9/32	5/8	3/16	1 lb	1161	9.20
3/8" SS spherical washer	13/32	7/8	1/4	1 lb	1162	12.10
1/2" SS spherical washer	17/32	1-1/8	5/16	1 lb	1163	15.10
5/8" SS spherical washer	21/32	1-3/8	5/16	1 lb	1164	18.90
3/4" SS spherical washer	25/32	1-5/8	3/8	1 lb	1165	22.20
1" SS spherical washer	1-1/16	2	1/2	1 lb	1166	34.60
1-1/4" SS spherical washer	1-5/16	2-5/8	1/2	1 lb	1167	78.30
1-1/2" SS spherical washer	1-9/16	2-7/8	9/16	1 lb	1168	75.80
2" SS spherical washer	2-1/16	3-7/8	3/4	2 lb	1169	114.00

Prices are subject to change without notice. Please call for current prices.

Other items are available from the manufacturers, please call for prices.



## Load Cup

Load cup for use with single ended beam load cells. Heat treated and polished stainless steel construction. Screw driving slot at end of stud for vertical adjustment. Ball is not included with cup.

Part Number	Ball	Thread	Length	Weight	Stock	Price C
TLC1220 load cup	5/8" dia	1/2-20	1.25"	1 lb	5362	\$ 38.00
TLC3416 load cup	7/8" dia	3/4-16	1.50"	1 lb	5363	48.30



TLC1220  
Load cup

## Load Button

Load button for use with single ended beam load cells. Heat treated and polished stainless steel construction. Wrench flats for easy disassembly.

Part Number	Capacity	Thread	Length	Weight	Stock	Price D
TLB1220 load button	250 to 5K	1/2-20	0.7"	1 lb	2915	\$ 35.00
TLB3416 load button	5 to 10K	3/4-16	0.9"	1 lb	2916	57.70



Conical  
Load button  
100-300 lb

## Ball Cup or Cone

Bearing cup and ball or conical load button for use with TB2 and TB3 single ended beam load cells. Wrench flats on end of stud for vertical adjustment.

Part Number	Weight	Stock	Price D
Bearing cup and 7/8" dia ball for TB2/TB3 beam	1 lb	1474MB	\$ 47.50
Conical load button for TB2/TB3 beam	1 lb	708MB	54.00




TB2/TB3  
Bearing cup  
and 7/8" dia ball

## Compression Load Button

For use with "S" type load cells. Stainless steel spherical button with nylon washer.

Part Number	Capacity	Length	Weight	Stock	Price D
1/4-28 "S" cell load button	25 to 300 lb	0.50"	1 lb	2459	\$ 58.30

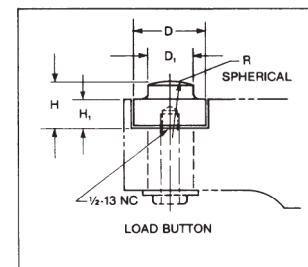


Load button

## Compression Load Button

For use with HBM model SB3 and RTI model SSB load cells. Includes hardened steel spherical button with bolt and washer.

Part Number	Capacity	Weight	Stock	Price D
LBA-5K load button	1,2,5 K	1 lb	1910	\$ 80.00



CAPACITY (POUNDS)	DIMENSIONS (INCHES)				
	D	D <sub>1</sub>	H	H <sub>1</sub>	R
1K, 2K & 5K	1.19	.75	.75	.47	.4
10K	1.62	.75	1.00	.62	.4
20K	2.00	1.25	1.25	.81	.6
50K	2.88	1.25	1.69	1.22	.6
100K	2.56	1.73	2.00	1.25	11.81

LBA load button

Prices are subject to change without notice. Please call for current prices.

Other items are available from the manufacturers, please call for prices.

99 Reagent Lane  
Fair Lawn NJ 07410  
201-797-2718 \* 800-631-0347

**Totalcomp**  
Components

www.totalcomp.com  
Fax 201-797-2287  
Toll Free Fax 888-797-2288

# Mounting




3"x4"x5/8"1/2-13  
Mounting plate, for welding

## Mounting plate for floor scale load beam cells

This mounting plate is 3" x 4" x 5/8" thick with (2) drilled and tapped 1/2-13UNC thread having 1" spacing center to center. This plate is for welding to the underside of a floor scale to provide a convenient mounting surface for the single ended load beam cells. Plate is unpainted without any plating or finish. Must be primed and painted with the floor scale.

Part Number	Weight	Stock	Price C
3"x4"x5/8"1/2-13 Mounting plate	2 lb	2791	\$ 29.20

Nov



Spacer plates for single  
ended beam load cells

## Spacer for Beam Cells

This **Stainless steel** spacer plate will provide clearance between a single ended beam cell and the mounting surface. Three thicknesses 0.080", 1/4" and 3/8" are available. The hole size and spacing will fit typical beam load cells

Part Number	Thickness	Size	Capacity	Weight	Stock	Price D
TBS-80-5-SS	0.080"	1.25" x 2.25"	1K-5K SE	1 lb	6623	\$ 17.90
TBS-80-10-SS	0.080"	1.50" x 3.00"	5K-10K	1 lb	6624	21.40
TBS-1/8-5-SS	1/8"	1.25" X 2.25"	1k-5K SE	1 lb	6807	22.00
TBS-1/4-5-SS	1/4"	1.25" x 2.25"	1K-5K SE	1 lb	6625	25.70
TBS-1/4-10-SS	1/4"	1.50" x 3.00"	5K-10K	1 lb	6626	34.00
TBS-1/4-20-SS	1/4"	2.00" x 4.00"	15K-20K	2 lb	6627	45.00
TBS-3/8-5-SS	3/8"	1.25" x 2.25"	1K-5K SE	1 lb	6628	30.10
<b>Spacer for beam cells, (nickel plated)</b>						
TBS-1/8-5-NP	1/8"	1.25" x 2.25"	1K-5K SE	1 lb	6800	16.00

Oct

Prices are subject to change without notice. Please call for current prices.


Other items are available from the manufacturers, please call for prices.

## Foot Retainer (New installation)

Foot retainer for new installation of floor scales. The mild steel plate has 4 mounting holes and is completely under the floor scale platform. The hole diameter is 1/8" larger than the foot dia for easy installation.

Oct  
↓

Part Number	Size	Foot dia	Hole dia	Weight	Stock	Price C
FR-1.875	4" x 4" x 1/4"	1-3/4"	1-7/8"	1 lb	6459	\$ 22.00
FR-2.000	4" x 4" x 1/4"	1-7/8"	2"	1 lb	6607	22.00
FR-2.125	4" x 4" x 1/4"	2"	2-1/8"	1 lb	6608	22.00
FR-2.625	4" x 4" x 1/4"	2-1/2"	2-5/8"	1 lb	6609	24.40
FR-3.125	4.5" x 4.5" x 1/4"	3"	3-1/8"	1 lb	6610	25.00
<b>Stainless Steel</b>						<b>C</b>
FR-3.125	4.5" x 4.5" x 1/4"	3"	3-1/8"	1 lb	6516	42.80



**FR**  
**4 Hole Retainer**

## Foot Retainer (Existing installation)

Foot retainer for existing scales. When a scale cannot be removed for adding retainers, these longer two hole mild steel versions make the task easy. Simply raise each corner of the floor scale and slip the foot retainer under the beam foot. The two mounting holes extend past the edge of the floor scale platform for drilling and bolting to the floor. The whole diameter is 1/8" larger than the foot dia for easy installation.

Oct  
↓

Part Number	Size	Foot dia	Hole dia	Weight	Stock	Price C
FRL-1.875	4" x 4" x 1/4"	1-3/4"	1-7/8"	1 lb	3131	\$ 22.20
FRL-2.000	3" x 4.5" x 1/4"	1-7/8"	2"	1 lb	4630	22.70
FRL-2.125	3" x 4.5" x 1/4"	2"	2-1/8"	1 lb	4631	22.70
FRL-2.625	4" x 4.5" x 1/4"	2-1/2"	2-5/8"	1 lb	4632	24.40
FRL-3.125	4" x 5" x 1/4"	3"	3-1/8"	1 lb	4633	25.00
FRL-3.625	4.5" x 6" x 1/4"	3-1/2"	3-5/8"	1 lb	4795	41.40



**FRL**  
**2 Hole Retainer**

# Mounting



Jam nuts

## Jam Nuts

Hex nut, zinc plated.

Fine Thread (UNF)	Weight	Stock	Price D
1/4-28	1 lb	1125	\$ .14
3/8-24	1 lb	1126	.14
1/2-20	1 lb	1127	.14
5/8-18	1 lb	1128	.24
3/4-16	1 lb	1129	.49
1-14	1 lb	1130	1.60
1-12	1 lb	1184	12.50
1 1/4-12	1 lb	1183	7.20
1 1/2-12	1 lb	1182	6.20
2-12	1 lb	1181	31.00

## Coarse Thread (UNC)

	Weight	Stock	Price D
1/4-20	1 lb	1131	\$ .14
3/8-16	1 lb	1132	.14
1/2-13	1 lb	1133	.14
5/8-11	1 lb	1134	.24
3/4-10	1 lb	1135	.49
1-8	1 lb	1136	.64

## Jam Nuts, Stainless steel

Hex nut, stainless steel.

Fine Thread (UNF)	Weight	Stock	Price D
1/4-28 UNF SS	1 lb	1760	\$ .90
3/8-24 UNF SS	1 lb	1565	1.30
1/2-20 UNF SS	1 lb	1761	1.40
5/8-24 UNF SS	1 lb	1566	1.75
3/4-16 UNF SS	1 lb	1762	1.90
Coarse Thread (UNC)	Weight	Stock	Price D
1/4-20 UNC SS	1 lb	211	\$ .90
1/2-13 UNC SS	1 lb	4892	1.40

Prices are subject to change without notice. Please call for current prices.

Other items are available from the manufacturers, please call for prices.

# Mounting

## Bolts

Hex head cap screws, **Stainless steel.**

Coarse Thread (UNC)	Weight	Stock	Price D
1/2-13 x 2-SS	1 lb	2102	\$ 8.45
1/2-13 x 2.5-SS	1 lb	2233	8.95

Fine Thread (UNF)	Weight	Stock	Price D
1/2-20 x 2.5-SS	1 lb	4373	\$ 8.95
1/2-20 x 3-SS	1 lb	4569	18.00



**Bolt**

## Bolts

Hex head cap screws, zinc plated.

Coarse Thread (UNC)	Weight	Stock	Price D
1/2-13 x 1-3/4	1 lb	2735	\$ .75

Fine Thread (UNF)	Weight	Stock	Price D
1/4-28 x 1.5"-ZP	1 lb	2131	\$ 0.40
3/8-24 x 2"-ZP	1 lb	2132	1.10
1/2-20 x 2.5"-ZP	1 lb	2133	1.90
5/8-18 x 3"-ZP	1 lb	2134	4.50
3/4-16 x 3.5"-ZP	1 lb	2135	6.70
1-14 x 4"-ZP	1 lb	2136	17.90
1-1/4-12 x 5"-ZP	1 lb	3604	46.70
1-1/2-12 x 6"-ZP	1 lb	3605	100.00
2-12 x 7"-ZP	1 lb	3606	197.00

## Washer

Split lock washer, zinc plated.

Part number	Weight	Stock	Price D
1/2" Split lock washer	1 lb	2747	\$ .33



**Split lock washer**

Prices are subject to change without notice. Please call for current prices.


Other items are available from the manufacturers, please call for prices.

99 Reagent Lane  
Fair Lawn NJ 07410  
201-797-2718 \* 800-631-0347

 **Totalcomp**  
Components

www.totalcomp.com  
Fax 201-797-2287  
Toll Free Fax 888-797-2288

# Mounting



CBBF



WF



TBF Disassembled

TBF



EBF 1420

## Beam feet

These feet screw into the threaded load hole in single ended beam load cells.

**Stainless steel** captive ball bearing foot with 10 deg pivoting and 360 deg rotation.

Part Number	Min Ht	Max Ht	Pad	Wt	Stock	Price D
CBBF-1/2-20x1-7/8-SS	1-3/4"	3"	1-7/8" dia	1 lb	4864MB	\$ 55.50
CBBF-1/2-20x2-SS	1-3/4"	3"	2" dia	1 lb	4865	55.50
CBBF-1/2-20x2-1/2-SS	1-3/4"	3"	2-1/2" dia	1 lb	4866	58.30
CBBF-1/2-20x3-SS	1-3/4"	3"	3" dia	1 lb	4020	61.10
CBBF-3/4-16x3-SS	2-1/2"	4-1/4"	3" dia	2 lb	4021	93.00
CBBF-1-14x3-SS	2-1/2"	4-1/4"	3" dia	2 lb	4022	111.00
CBBF-1-12x3-SS	2-1/2"	4-1/4"	3" dia	2 lb	4023	111.00

**Alloy steel** captive ball bearing foot with 10 deg pivoting and 360 deg rotation.

Part Number	Min Ht	Max Ht	Pad	Wt	Stock	Price D
CBBF-1/2-20x1-7/8-AS	1-3/4"	3"	1-7/8" dia	1 lb	4867	\$ 38.80
CBBF-1/2-20x2-AS	1-3/4"	3"	2" dia	1 lb	4868	38.80
CBBF-1/2-20x2-1/2-AS	1-3/4"	3"	2-1/2" dia	1 lb	4869	47.20
CBBF-1/2-20x3-AS	1-3/4"	3"	3" dia	1 lb	4870	48.60
CBBF-3/4-16x3-AS	2-1/2"	4-1/4"	3" dia	2 lb	4871	66.60
CBBF-1-14x3-AS	2-1/2"	4-1/4"	3" dia	2 lb	4872	80.00
CBBF-1-12x3-AS	2-1/2"	4-1/4"	3" dia	2 lb	4873	120.00

**Rubber cap** for CBBF. Molded rubber caps for harsh or wet environments.

Part Number	Wt	Stock	Price D
Rubber cap for 1/2-20x1-7/8" & 2" dia	1 lb	4874	\$ 9.90
Rubber cap for 1/2-20x2-1/2" & 3" dia	1 lb	4875	9.90
Rubber cap for 3/4-16x3" dia	1 lb	4876	10.80

## Beam feet

Replacement feet that are commonly used on Weigh-Tronix® floor scales. They are made of solid stainless steel for hard usage. These feet screw into the threaded load hole in single ended beam load cells.

Part Number	Wt	Stock	Price D
WF-1/2-13x1-3/4	1 lb	4877	\$ 51.10
WF-5/8-11x2	1 lb	4878	75.00

## Beam feet - Metric

Alloy steel swivel foot with non slip rubber base. Ball and rocker socket design prevents debris from entering joint. Allows horizontal movement similar to rocker pin design. Built in hex nut for height adjustment.

Part Number	Wt	Stock	Price D
TBF-M12	1 lb	6904	\$ 30.00
TBF-M18	2 lb	6905	45.00

## Scale foot

For use with Pennsylvania Scales, bases and scales. Plastic end cap with 1/4-20 UNC stainless steel stud.

Part Number	Wt	Stock	Price D
EBF1420 Plastic SS foot 1/4-20	1 lb	270	\$ 13.30

Prices are subject to change without notice. Please call for current prices.

Other items are available from the manufacturers, please call for prices.



# Mounting

## Beam feet

These feet screw into the threaded load hole in single ended beam load cells.

**Stainless steel** stud and base will resist corrosion. Uneven floors are accommodated with the oblique spheroid joint which has hex wrench flats and jam nut for height adjustment. The ball and socket joint has the ball under the socket which keeps dust and dirt from entering joint. Bottom of foot is bonded with rubber to stop slipping. 30 degree swivel and 360 degree rotation.

Part Number	Min Ht	Max Ht	Pad	Wt	Stock	Price D
TBF1/2-20-SS	2-1/8"	3-3/8"	3" dia	2 lb	1781	\$ 59.70
TBF3/4-16-SS	2-3/4"	4-1/8"	3 1/2" dia	3 lb	1782	97.20



TBF

## Beam feet

**Stainless steel** heat treated and electropolished. Rubber insert is bonded into a recess at the bottom of the foot. This prevents the foot from sliding on the floor. 60 deg swivel and 360 deg rotation.

Part Number	Min Ht	Max Ht	Pad	Wt	Stock	Price D
SBF3/8-16SS	1-3/8"	2-1/2"	1-1/4" dia	1 lb	1241	\$ 36.50
SBF1/2-20x1-7/8-SS	1-3/4"	3-1/4"	1-7/8" dia	1 lb	584	60.30
SBF1/2-20x3-SS	1-3/4"	3-1/4"	3" dia	2 lb	2677	79.70
SBF3/4-16-SS	2-3/8"	4-1/4"	3" dia	2 lb	585	93.30



SBF-SS


## Scale foot

SBF5/16-18SS	1-3/8"	2 1/2"	1 1/4" dia	1 lb	1497	36.50
--------------	--------	--------	------------	------	------	-------

## Beam feet

**Alloy steel** with zinc plate finish. Rubber insert is bonded into a recess at the bottom of the foot. This prevents the foot from sliding on the floor. 60 deg swivel and 360 deg rotation.

Part Number	Min Ht	Max Ht	Pad	Wt	Stock	Price D
SBF1/2-20	1-3/4"	3-1/4"	1-7/8" dia	1 lb	73	\$ 49.00
SBF3/4-16	2-3/8"	4-1/8"	3" dia	2 lb	75	75.50



SBF

## Mettler Toledo Foot

For use with mettler toledo scale.

Part Number	Wt	Stock	Price D
61041769 foot	1 lb	555	\$127.50



Mettler Toledo Foot

Prices are subject to change without notice. Please call for current prices.

Other items are available from the manufacturers, please call for prices.

99 Reagent Lane  
Fair Lawn NJ 07410  
201-797-2718 \* 800-631-0347

**Totalcomp**  
Components

www.totalcomp.com  
Fax 201-797-2287  
Toll Free Fax 888-797-2288

# Mounting



DBF


## Beam feet

**Diamond Brand** swivel beam foot. Swivel ball bearing foot with non-slip rubber base.

Part Number	Min Ht	Max Ht	Pad	Wt	Stock	Price D
<b>Alloy Steel</b>						
DBF 1/2-20	2-3/8"	3-1/2"	2-3/8"	1 lb	2522	\$ 28.00
DBF 3/4-16	2-1/8"	3-3/8"	2-3/8"	2 lb	2526	42.00

## Stainless Steel

DBF 1/2-20-SS	2-3/8"	3-1/2"	2-3/8"	1 lb	4313	36.00
---------------	--------	--------	--------	------	------	-------



NBF

## Beam feet

**Neoprene rubber** with steel insert for 10 deg pivoting and 360 deg rotation.

Part Number	Min Ht	Max Ht	Pad	Wt	Stock	Price D
NBF1/2-20	1-7/8"	3-1/4"	3" dia	1 lb	77	\$ 34.00
NBF3/4-16	2-1/2"	4-1/8"	5" dia	3 lb	79	80.00



RBF

## Beam feet

**Rigid rubber** with steel insert for no pivoting and no rotation.

Part Number	Min Ht	Max Ht	Pad	Wt	Stock	Price D
RBF1/2-20x1-7/8	1"	3"	1-7/8" dia	1 lb	4024	\$ 31.30
RBF1/2-20x2-1/2	1"	3"	2-1/2" dia	1 lb	4025	31.30
RBF1/2-20x3	1"	3"	3" dia	1 lb	4026	31.30
RBF3/4-16x3	1"	3"	3" dia	1 lb	5381	52.30

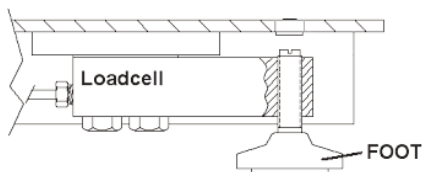


LFR

## Beam Feet

Used in Transcell scales.

Part Number	Height	Wt	Stock	Price D
LFR-2x1/2-20	2" dia	1 lb	4997	\$ 21.30
LFR-2Sx1/2-20 SLOT	2" dia	1 lb	4975	21.30



Fairbanks foot

## Fairbanks Foot Assembly

Rubber and steel with load pin and retaining bolt. For use with HR 3400.

Part Number	Height	Wt	Stock	Price B
638899 Foot assembly	2.24" dia	1 lb	4007	90.00



Rubber Bumper

## Rubber-Bumper

Rubber bumper with unthreaded hole 1-1/2" OD

Part Number	Height	Wt	Stock	Price D
9540K36 Rubber Bump (10) pack	3/4" dia	1 lb	4000	\$ 28.30

Prices are subject to change without notice. Please call for current prices.

Other items are available from the manufacturers, please call for prices.

## Press for Security Seals

Security seals comply with paragraph S.1.8. of Handbook 44. The flexible wire goes thru holes in the indicator case and then through the seal. The sealing press will lock the wire by crimping the soft metal and emboss the characters on the dies. Sealing press, 5" long, steel construction. Press comes with mating pair of engraved flat dies for use on lead seals. Each die can have up to 4 letters or numbers i.e., initials on one die, company or year on other die.

Allow 4 to 6 weeks for engraving dies.

Part Number	Weight	Stock	Price C
5" Bulldog seal press with engraved dies	2 lb	431	\$ 188.00
Replacement die, 4 characters, engraved	1 lb	432	45.70

Press has 2 dies.



5" Bulldog

## Lead Security Seals

Lead and wire seals comply with paragraph S.1.8. of Handbook 44. Lead seals are 3/8" diameter and have a cavity at one end so that when wire is doubled back through the lead it is concealed when the lead is pressed. The wire is 6" long, 3 ply 0.018" copper.

Part Number	Weight	Stock	Price C
3/8" E lead + wire seals (pack of 100)	2 lb	430	\$ 68.50

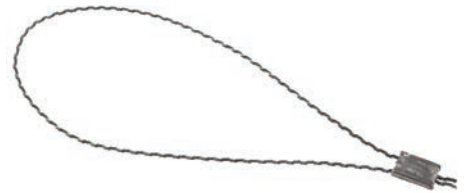


3/8" Lead & wire seals

## Aluminum Security Seals

Alucast and wire seal for the applications that will not accept the traditional lead and wire seal. This seal will also comply with paragraph S.1.8. of Handbook 44. This seal is installed using the same method as the lead and wire seal using the same sealing press. The only difference is the lead is replaced with soft aluminum. It is made of 98% 2SO aluminum with a melting point of 1200 deg F. The wire is 12" long, special spirally-wound galvanized steel, 0.044" dia with approximate break strength of 17 lb.

Part Number	Weight	Stock	Price C
911 Alucast & wire seal (pack of 100)	1 lb	2338	\$ 68.20




911 Alucast & wire seals

## Polypropylene Plastic Security Seals


Polypropylene and wire seal for the applications that will not accept the traditional lead and wire seal. This seal will also comply with paragraph S.1.8. of Handbook 44. This seal is installed without any tools. A sealing press is not required. Simply insert the wire through the sealing holes and bend it around the insert and snap the seal closed. If the seal must be marked with identification numbers or letters, the seal would be stamped with special marking pliers prior to installing the seal. The wire is 14" long, single strand galvanized steel, 0.028" dia. Marking pliers have two special steel dies for impressing marks in one or both faces of the seal. The dies are custom embossed. Each die can have up to 4 letters or numbers i.e., initials on one die, company or year on other die. Allow 4 to 6 weeks for embossing dies.

Part Number	Weight	Stock	Price C
TIK-PP-14 poly & wire seal (pack of 100)	1 lb	2342	\$ 67.50
TIK-A Marking pliers w/o embossed dies	1 lb	2343	131.00
Embossed die, 4 characters	1 lb	2344	119.00

Press has 2 dies. (2) dies must be ordered separately with each pliers.



TIK-PP-14 Poly & wire seals



TIK-A Marking pliers

Prices are subject to change without notice. Please call for current prices.


Other items are available from the manufacturers, please call for prices.

99 Reagent Lane  
Fair Lawn NJ 07410  
201-797-2718 \* 800-631-0347

**Totalcomp**  
Components

www.totalcomp.com  
Fax 201-797-2287  
Toll Free Fax 888-797-2288

# Supplies



WLC100

## Soldering Station

Variable power control 5 to 40 watts. 40 watt pencil iron and ST# interchangeable tip. Replaceable heating element. Cushioned foam grip. Safety guard iron holder. On/off switch with "Power On" indicator light. 120 VAC, 50 Hz, 60 Hz.

Part Number	Weight	Stock	Price C
WLC100 Welder soldering station	3 lb	230	\$ 111.00
WP25 Welder soldering station	1 lb	237	92.40



Sorb-it-3g

**NEW**



Sorb-it-2

## Stop corrosion & moisture problems!

Silica Gel, moisture absorbent and desiccant will keep moisture from causing signal changes in junction boxes and instruments. Two convenient sizes are available for large and small junction boxes. Just put one or two packets of silica gel in each junction box, instrument and printer. Avoid corrosion problems due to moisture. Packets can be reactivated and used again. An absolute necessity in every truck scale junction box. Each packet contains 2 ounces (56 grams) of silica gel.

Part Number	Size	Weight	Stock	Price C
Sorb-it-3g	1" x 2" x 1/4"	1 lb	2949	\$ 1.95
Sorb-it-2	4.5" x 5" x 3/8"	1 lb	217	3.65

Sep

## 3 Conductor power supply cord

6' lg, gray SVT vinyl with molded vinyl grounding plug, 18 gage, 1250 watts, 10A, 125V.

Part Number	Weight	Stock	Price C
17237 Cord w/plug & pigtails	1 lb	226	\$ 8.60
17250 Cord w/international jack	1 lb	1085	15.50

17237



17250



Prices are subject to change without notice. Please call for current prices.

Other items are available from the manufacturers, please call for prices.

## Mark VII-C - Tesco

Voltage spike and transient protector. Two stage silicon avalanche device shunts over voltage to ground. If first stage is removed by severe strike, second stage will continue giving protection. If a severe second strike occurs and removes the second stage, power will be disconnected from protected equipment. Flashing light signals first stage of failure. Flashing light and no power output signals second stage failure. 6 ft line cord, (4) 115 VAC receptacles, lighted On/Off switch, indicator light, circuit breaker. 5 year warranty. Clamping 1st stage 200 VAC: 2nd stage 210 VAC. Response time is less than 5 nanoseconds.

Part Number	Weight	Stock	Price C
Mark VII-C	1 lb	790	\$ 130.00




Mark VII-C

## Transient load cell protector

This protector will stop electrical transients such as spikes, surges and noise from damaging strain gage load cells. Excitation voltage can be 18 VDC or +/-9 VDC or 9 VAC. This unit will clamp the excitation voltage to 20 VDC between + and - excitation terminals, 75 VDC between any terminal and earth ground. Three active protection stages on each of four lines. One active protection stage on the shield. Response time on 20 VDC stage is 5 nanoseconds. Response time on 75 VDC stage is 100 nanoseconds. Resistance to ground is 7500 megohms minimum. Grounding is through a 1/4" lug to a 20 ft insulated #10 AWG ground wire(included). Two nylon strain reliefs for 0.187"-0.312" dia cable. Chemically resistant PVC enclosure is gasketed NEMA 1,2,3 and 11 intended for indoor and outdoor service. It is not NEMA 4 (washdown) or NEMA 6 (submersion). Call for prices on other enclosures. 4"W x 4"D x 2.5"H, 1.4 lb.

Part Number	Weight	Stock	Price C
LCP-1 load cell transient protector 4 wire	2 lb	1957	\$ 205.00
LCP-2 load cell transient protector 6 wire	2 lb	1752	234.00



LCP-1

Oct  
↓

Prices are subject to change without notice. Please call for current prices.


Other items are available from the manufacturers, please call for prices.

99 Reagent Lane  
Fair Lawn NJ 07410  
201-797-2718 \* 800-631-0347

 **Totalcomp**  
Components

www.totalcomp.com  
Fax 201-797-2287  
Toll Free Fax 888-797-2288





**PW3110 550va UPS**

## Powerware Uninterruptible Power Supply

Powerware PW3110 UPS offers basic protection in a sleek unit that easily fits under a desk or mounts on a wall.. An internal battery gives continuous power to an inverter that converts DC to AC. The battery is kept fully charged by a built-in charger under normal conditions. If power is interrupted due to spikes, electrical noise, harmonic power distortion, under voltage and blackouts, the battery and inverter continue to provide clean power. User replaceable battery provides easy maintenance and upkeep. Capacity is 550 VA. Reserve time is 3 minutes at full load, and 6 minutes at half load. Transfer time is 6ms. Recharge time is 8 hours. 6 ft line cord for 120 VAC 50/60 Hz, (4) receptacles with UPS & Surge protection and (2) receptacles with surge protection only NEMA 5-15R. 2.3"W x 15.5"D x 5.9"H.

Part Number	Output Power	Weight	Stock	Price C
PW3110 550VA UPS	425VA	12 lb	1402	\$ 107.00



**LC 1200**



**LS 606M  
Front View**

## Line Conditioner - Tripp Lite

Brownout protection and surge suppression in a single cost effective unit. Line conditioner will automatically adjust under and over voltages from 87 to 140 volts AC. This keeps you working through brownouts and prolonged over voltages. LC604 has indicator lights for TRIM, NORMAL, BOOST. LC1200 has indicator lights for VERY HIGH, HIGH, NORM, LOW, VERY LOW, LINE FAULT, LINE OK. 6 ft line cord for 120 VAC 60 Hz, (4) receptacles NEMA 5-15R. 2 year warranty.

LS604: 4-3/8" x 5-1/4" x 5-3/4"H

LC1200: 5-3/4" x 6-3/4" x 6-3/4"H

Part Number	Output Power	Weight	Stock	Price C
LS606M line conditioner	600 watts	6 lb	4090	\$ 233.00
LC1200 line conditioner	1200 watts	10 lb	4091	313.00



**LS 606M  
Rear view**



**EM2025  
Bonding Braid**

## Bonding Braid (Ground Strap)

A flat woven braid of tinned-copper strands 7/16" wide. Bonding braid is equivalent to a solid #6 AWG copper conductor. It has 1/2" eyelets (1/4" I.D.) every 3 inches eliminating the need for punching holes. Bonding braid will provide a parallel path for high current around a load cell installation. It offers additional protection when welding or in areas of lightning activity. Connects top and bottom mounting plates in compression assemblies. Also used to shunt load cell and linkage in tension mounting.

Part Number	Length	Weight	Stock	Price C
EM2025-15	15"	1 lb	967	\$ 13.90
EM2025-21	21"	1 lb	968	19.40
EM2025-30	30"	1 lb	969	27.80



**TS-101 Transducer Simulator**

TS-101: Ultra high impact structural copolymer. Unbreakable, watertight, dustproof, chemical resistant and corrosion proof. Designed for 0.05% high accuracy testing and calibrating digital weight indicators. Ideal for setpoint, batching, or regular high accuracy simulation. 3 operation modes include load cell input selection of 1.75, 2.0, 3.0 mv/V. 0, 10, 20, 30, 40, 50, 60, 70, 80, 90, 100% 11 position calibration knob. 10 turn zero potentiometer. 5 position binding posts for banana plugs or timed wires. Zero adjustment capability for dead load or adjustment between steps. Built in digital volt meter for excitation voltage. 1/4" neoprene o-ring and ABS latches seal perfectly and includes an automatic purge valve for quick equalization after changes in atmospheric pressure. Floats in salt water with 7.05 lbs load. 20 VDC. Box size 7 3/8" x 4 7/8" x 3 1/16"

Part Number	Weight	Stock	Price C
TS-101 Simulator	4 lb	4113	\$ 729.00



**TS-101 Simulator**

**XY1 Load Cell Simulator**

Digital load cell simulator, excitation voltage has two ranges; DC 5-10V or 10-20V switchable. Output 0-2 mV/V with division 0.0001 mV/V. This unit is perfect to bench test and do pre-calibration on batching indicators before installation. Use your indicator excitation voltage between 5-20VDC to power up the unit. Cable from simulator to indicator includes 7 pin connector with screw terminal and cable to DB9 connector. USB to RS232 for computer connection is DB9-RS-232 pre-wired cable is also included. Set up and even re-calibration could be done using front keypad. Basic checking stepping up/down in millivolts to test indicator response, or change setting to your need is possible with XY1. The meter also checking current temperature and display it with a push of a button. Check full scale or Zero the unit output with one single push of a button. If you wire the indicator connection cable in reverse by mistake, LED light Reverse-Con will remind you that. Accuracy is 0.01% F.S. @ Celsius temperature. Non-linearity 0.005%.

Part Number	Weight	Stock	Price C
XY1 Simulator	2 lb	2180	\$ 595.00

**NEW**



**XY1 Simulator**

Prices are subject to change without notice. Please call for current prices.

Other items are available from the manufacturers, please call for prices.

99 Reagent Lane  
Fair Lawn NJ 07410  
201-797-2718 \* 800-631-0347

**Totalcomp**  
Components

www.totalcomp.com  
Fax 201-797-2287  
Toll Free Fax 888-797-2288

**NEW**



**LC-II  
Calibrator Tester**

**LC-II Calibrator Tester**

Portable. Versatile load cell calibrator with multiple functions. 5 digit LCD display. Display, test, simulate and source all in one unit. Units for grams, newtons, ton, kilograms. Show mass, force, strain, torque; set mV/V, range, decimal point, units: zero and span trim; select tare, peak hold. SD card for data logging. USB computer connection. On screen user manual. Carrying case, charger and leads included.

**Load cell Display Function:** Show mass, force, strain, or torque from load cells; set mV/V, range, decimal point, and units; zero and span trim; select tare, peak hold.

**Test Load Cell Function:** Connect the load cell leads to spring terminals and get a readout of 4- or 6-wire, zero balance, input and output resistance, bridge balance, etc.

**Test Insulation Function:** Connect the leads to screen, housing, and gage to get a 50V insulation test between each in megohms.

**Measurement Function:** Show mV output, excitation voltage, mA outputs for systems, etc.

**Source Function:** High accuracy mV injection and mA output for workshop or field calibration of amplifiers and indicators.

**Convert Function:** Change between different mass units; grams, Newtons, ton, kilograms, etc.

Part Number	Weight	Stock	Price C
LC-II Calibrator Tester	1 lb	1506	\$ 1,657.00

## TS-8V Transducer Simulator

ABS plastic case with lid. Face plate 1/8" aluminum. Fixed rotary switch: -0.5, 0, 0.5, 1.0, 1.5, 2.0, 2.5, 3.0 mv/v in 8 steps. 10 turn potentiometer for adjusting dead load and adjustment between steps. 4 banana jacks (red, black, green, white) color coded. In/out switch for 10 turn potentiometer. Excitation voltage up to 20 VDC/VAC.

Part Number	Weight	Stock	Price C
TS-8V Simulator	1 lb	2407	\$ 449.00

### Service Parts

Replacement Case	1 lb	81M	35.00
------------------	------	-----	-------



**TS-8V  
Simulator**

## TS-350 & DTR-304

Service parts only.

Part Number	Weight	Stock	Price C
Replacement case	1 lb	81M	\$ 35.00



TS-0V



TS-6



TS-7



TS-16



TS-16V

## Transducer Simulator

Simulators are used to test indicators by temporarily substituting for the load cell. The indicator can be checked that it works correctly at various loads. The switches and potentiometers on the transducer simulator are set to the desired output signal. The indicator should display a weight that corresponds to the settings on the simulator.

The simulators with "V" in the part number have a Variable potentiometer for smoothly setting the output between steps of the multiple position switch.

The simulators with variable potentiometers can be used to check set point relay operation on indicators used with batching systems.

The range of the simulator is 0 to 2 mv/V or 0 to 3 mv/V depending in the model selected. The excitation voltage can be from 0 to 20 VDC or VAC.

Wires terminate at screw type binding posts. ABS thermoplastic case.

Part Number	Size	Weight	Stock	Price C
TS-0V Simulator, 0-3mv/V Variable 10 turn potentiometer No switch	3"x2"x2.25"H	1 lb	2449	\$ 122.00
TS-6 Simulator, 0-2 mv/V 6 position switch 0.0, 0.4, 0.8, 1.2, 1.6, 2.0 mv/V No potentiometer	3"x2"x2.25"H	1 lb	2451	267.00
TS-7 Simulator, 0-3 mv/V 7 position switch 0.0, 0.5, 1.0, 1.5, 2.0, 2.5, 3.0 mv/V	3"x2"x2.25"H	1 lb	3566	267.00
TS-16 Simulator, 0-3 mv/V 16 position switch 0.0, 0.2, 0.4, 0.6, 0.8, 1.0, 1.2, 1.4, 1.6, 1.8, 2.0, 2.2, 2.4, 2.6, 2.8, 3.0 mv/V No potentiometer	5"x3"x3.12"H	2 lb	2452	491.00
TS-16V Simulator, 0-3 mv/V 16 position switch 0.0, 0.2, 0.4, 0.6, 0.8, 1.0, 1.2, 1.4, 1.6, 1.8, 2.0, 2.2, 2.4, 2.6, 2.8, 3.0 mv/V Variable 10 turn potentiometer for setting between steps.	6"x3"x2.75"H	2 lb	2453	589.00



# TROEMNER

## Troemner Calibration Weights and Weight Sets

For over 160 years, Troemner has provided an extensive selection of precision weights and calibration services. Today Troemner is an ISO 9001 registered company and one of the world's leading suppliers of precision weights and mass standards. We manufacture and certify weights to meet or exceed the highest tolerance standards of the National Institute of Standards & Technology (NIST), the American Society for Testing & Materials (ASTM) and the International Organization of Legal Metrology (OIML).

### Selecting the proper weight certification

**Statement of Accuracy** is provided with each weight of weight set ordered without a calibration certificate. It verifies that the weight has been manufactured to meet all specifications for its class and has been calibrated using standards traceable to NIST. Note: There is no NIST traceability supplied with this statement. Not suitable for quality or regulatory requirements.

**Traceable Calibration Certificate** is designed for those laboratories and companies that require NIST traceability but are not required to meet any stringent audit or regulatory requirements.

**NIST/NVLAP Weight Calibration Certificate** - our most detailed certificate designed to meet your most stringent regulatory and quality control needs including all ISO, FDA, GMP, GLP, DOD, ANSI/NCSS, Z540-1 and Nuclear requirements. All procedures and processes used to generate this multi page certificate as well as its format and content are prescribed by the NIST administered National Voluntary Laboratory Accreditation Program.

The document contains: customer name, address, date of calibration, equipment and standards used in calibration, accuracy class, true mass (mass in a vacuum), "as found" mass correction (for recalibration), "as left" mass corrections for each weight, uncertainty of measurement process for each weight, environmental conditions during test, construction and density of weights, calibration procedures used, statement of traceability to NIST and a helpful list of terms and definitions.

## Selecting the proper weight class

### Accuracy Classes

**Extra Fine**  
ANSI/ASTM Class 0  
Troemner Ultra Class™  
ANSI/ASTM Class 1

**Use**  
Calibrate weights and special precision analytical balances, NTEP Class I

**Fine**  
ANSI/ASTM Class 2  
  
ANSI/ASTM Class 3

**Use**  
Calibrate NTEP Class II balances  
  
Working standards for precision and analytical work. External weights to calibrate moderate precision balances

**Medium**  
ANSI/ASTM Class 4  
ANSI/ASTM Class 5  
ANSI/ASTM Class 6  
NIST Class F

**Use**  
Calibrate NTEP Class III scales, dial scales, trip balances platform scales including NTEP class III and IV

**NIST Class F** specifications and tolerances are in NIST Handbook 105-1. These specifications and tolerances are intended to set forth minimum requirements used:

1. In the field by state and local weights and measures officials in the examination of weighing and measuring devices used in commerce.
2. By device installers and servicemen.
3. As reference standards in state weights and measures laboratories.
4. In industrial, educational and research laboratories.

Federal Grain Inspection Service approved laboratory.

**ANSI** - American National Standards Institute  
**ASTM** - American Society for Testing and Materials  
**NIST** - National Institute of Standards and Technology  
**NTEP** - Nation Type Evaluation Program  
**OIML** - Organization International Metrological Legal

Prices are subject to change without notice. Please call for current prices.

Other items are available from the manufacturers, please call for prices.

99 Reagent Lane  
Fair Lawn NJ 07410  
201-797-2718 \* 800-631-0347

 **Totalcomp**  
Components

www.totalcomp.com  
Fax 201-797-2287  
Toll Free Fax 888-797-2288



# TROEMNER



**Stainless Steel  
Grip handle**

## Metric

### Individual stainless steel weights NIST Class "F"

Grip handle stainless steel weight with **Statement of Accuracy**

Part No.	Weight	Diameter	Height	Ship Wt	Stock	Price B5
1370	5 kg	4.98"	3.08"	12 lb	4998	\$ 283.33
1371	8 kg	4.98"	4.27"	19 lb	4999	489.17
1372	10 kg	4.98"	5.09"	21 lb	5000	525.00
1373	16 kg	5.98"	5.20"	36 lb	5001	708.33
1374	20 kg	5.98"	6.31"	46 lb	5002	740.83
1375	24 kg	5.98"	7.69"	55 lb	5003	833.33
1376	25 kg	5.98"	7.70"	57 lb	5004	859.17
1378	30 kg	5.98"	9.06"	68 lb	5005	1,085.83

Grip handle stainless steel weight with **Traceable Certificate**

Part No.	Weight	Diameter	Height	Ship Wt	Stock	Price B5
1370T	5 kg	4.98"	3.08"	12 lb	5006	\$ 315.83
1371T	8 kg	4.98"	4.27"	19 lb	5007	521.67
1372T	10 kg	4.98"	5.09"	21 lb	5008	557.50
1373T	16 kg	5.98"	5.20"	36 lb	5009	740.00
1374T	20 kg	5.98"	6.31"	46 lb	5010	773.33
1375T	24 kg	5.98"	7.69"	55 lb	5011	867.50
1376T	25 kg	5.98"	7.70"	57 lb	5012	891.67
1378T	30 kg	5.98"	9.06"	68 lb	5013	1,120.83

Grip handle stainless steel weight with **NVLAP Certificate**

Part No.	Weight	Diameter	Height	Ship Wt	Stock	Price B5
1370W	5 kg	4.98"	3.08"	12 lb	5014	\$ 355.00
1371W	8 kg	4.98"	4.27"	19 lb	5015	560.83
1372W	10 kg	4.98"	5.09"	21 lb	5016	596.67
1373W	16 kg	5.98"	5.20"	36 lb	5017	778.33
1374W	20 kg	5.98"	6.31"	46 lb	5018	813.33
1375W	24 kg	5.98"	7.69"	55 lb	5019	908.33
1376W	25 kg	5.98"	7.70"	57 lb	5020	931.67
1378W	30 kg	5.98"	9.06"	68 lb	5021	1,163.33





# TROEMNER

## Avoirdupois

### Individual stainless steel weights NIST Class "F"

Grip handle stainless steel weight with **Statement of Accuracy**

Part No.	Weight	Diameter	Height	Ship Wt	Stock	Price B5
1270	10 lb	4.98"	2.90"	11 lb	5022	\$ 283.33
1272	20 lb	4.98"	4.72"	21 lb	5023	473.33
1274	25 lb	5.98"	3.90"	26 lb	5024	515.00
1275	30 lb	5.98"	4.52"	32 lb	5025	612.50
1276	50 lb	5.98"	7.05"	52 lb	5026	807.50

Grip handle stainless steel weight with **Traceable Certificate**

Part No.	Weight	Diameter	Height	Ship Wt	Stock	Price B5
1270T	10 lb	4.98"	2.90"	11 lb	5027	\$ 317.50
1272T	20 lb	4.98"	4.72"	21 lb	5028	508.33
1274T	25 lb	5.98"	3.90"	26 lb	5029	549.17
1275T	30 lb	5.98"	4.52"	32 lb	5030	646.67
1276T	50 lb	5.98"	7.05"	52 lb	5031	842.50

Grip handle stainless steel weight with **NVLAP Certificate**

Part No.	Weight	Diameter	Height	Ship Wt	Stock	Price B5
1270W	10 lb	4.98"	2.90"	11 lb	5032	\$ 360.00
1272W	20 lb	4.98"	4.72"	21 lb	5033	550.83
1274W	25 lb	5.98"	3.90"	26 lb	5034	591.67
1275W	30 lb	5.98"	4.52"	32 lb	5035	689.17
1276W	50 lb	5.98"	7.05"	52 lb	5036	885.00



**Stainless Steel  
Grip handle**

Prices are subject to change without notice. Please call for current prices.

Other items are available from the manufacturers, please call for prices.

99 Reagent Lane  
Fair Lawn NJ 07410  
201-797-2718 \* 800-631-0347


 **Totalcomp**  
Components

www.totalcomp.com  
Fax 201-797-2287  
Toll Free Fax 888-797-2288



## TROEMNER

### Heavy Capacity & Grip Handle Cast Iron Test Weights NIST Class "F"



**Metric  
Cast Iron  
Weights**

#### Metric

Grip handle cast iron weight with **Statement of Accuracy**

Part #	Weight	Width	Length	Height	Ship Wt	Stock	Price B5
9278	2 kg	2-1/2"	3-7/8"	2-3/4"	5 lb	1188	\$ 70.75
9280 *	5 kg	3-1/4"	5-3/8"	3-7/8"	12 lb	821	\$ 67.20
9282	10 kg	4-5/8"	6-3/16"	5"	23 lb	820	113.33
9284	20 kg	5-1/2"	7-5/8"	5-7/8"	45 lb	819	116.67
9286	25 kg	5-9/16"	7-3/4"	6-3/4"	54 lb	818	158.33
9288	50 kg	7-5/16"	9"	8-1/4"	113 lb	817	516.67
9289	100 kg	9-1/2"	9-1/2"	10-1/2"	225 lb	816	1,183.33
9290	200 kg	12-3/4"	12-1/4"	12"	450 lb	815	1,362.17
9291	250 kg	12-3/4"	12-1/4"	14-3/4"	540 lb	814	1,591.67
9292	500 kg	14-3/4"	14-5/8"	20-3/4"	1,125 lb	813	2,625.00
9294	1,000 kg	20-5/8"	20-1/4"	21-5/8"	2,250 lb	812	6,842.50

Grip handle cast iron weight with **Traceable Certificate**

Part #	Weight	Width	Length	Height	Ship Wt	Stock	Price B5
9278T	2 kg	2-1/2"	3-7/8"	2-3/4"	5 lb	1189	\$107.75
9280T *	5 kg	3-1/4"	5-3/8"	3-7/8"	12 lb	5037	\$ 112.50
9282T	10 kg	4-5/8"	6-3/16"	5"	23 lb	5038	140.00
9284T	20 kg	5-1/2"	7-5/8"	5-7/8"	45 lb	5039	167.50
9286T	25 kg	5-9/16"	7-3/4"	6-3/4"	54 lb	5040	209.17
9288T	50 kg	7-5/16"	9"	8-1/4"	113 lb	5041	604.17
9289T	100 kg	9-1/2"	9-1/2"	10-1/2"	225 lb	5042	1,337.08
9290T	200 kg	12-3/4"	12-1/4"	12"	450 lb	5043	1,516.33
9291T	250 kg	12-3/4"	12-1/4"	14-3/4"	540 lb	5044	1,745.83
9292T	500 kg	14-3/4"	14-5/8"	20-3/4"	1,125 lb	5045	2,933.33
9294T	1,000 kg	20-5/8"	20-1/4"	21-5/8"	2,250 lb	5046	7,046.67

Grip handle cast iron weight with **NVLAP Certificate**

Part #	Weight	Width	Length	Height	Ship Wt	Stock	Price B5
9278W	2 kg	2-1/2"	3-7/8"	2-3/4"	5 lb	1190	\$140.50
9280W *	5 kg	3-1/4"	5-3/8"	3-7/8"	12 lb	5047	\$ 140.00
9282W	10 kg	4-5/8"	6-3/16"	5"	23 lb	5048	176.67
9284W	20 kg	5-1/2"	7-5/8"	5-7/8"	45 lb	5049	218.33
9286W	25 kg	5-9/16"	7-3/4"	6-3/4"	54 lb	5050	260.00
9288W	50 kg	7-5/16"	9"	8-1/4"	113 lb	5051	691.67
9289W	100 kg	9-1/2"	9-1/2"	10-1/2"	225 lb	5052	1,490.83
9290W	200 kg	12-3/4"	12-1/4"	12"	450 lb	5053	1,670.50
9291W	250 kg	12-3/4"	12-1/4"	14-3/4"	540 lb	5054	1,900.00
9292W	500 kg	14-3/4"	14-5/8"	20-3/4"	1,125 lb	5055	2,933.33
9294W	1,000 kg	20-5/8"	20-1/4"	21-5/8"	2,250 lb	5056	7,250.83

\* Not for Legal for Trade applications.

NIST HB105-1 2. Finish 2.2

"A weight 5 kg/10 lb or less shall not have a surface coating."

For Legal for Trade weights 5kg and below, refer to Class F stainless steel weights.

NIST Class "F" specifications and tolerances are listed in NIST Handbook 105-1.

These specifications and tolerances are intended to set forth minimum requirements used:

1. In the field by state and local weights and measures officials in the examination of weighing and measuring devices used in commerce.
2. By device installers and servicemen.
3. As reference standards in state weights and measures laboratories.
4. In industrial, educational and research laboratories.

Federal Grain Inspection Service approved laboratory.



# TROEMNER

## Heavy Capacity & Grip Handle Cast Iron Test Weights NIST Class "F"

## Weights

### Avoirdupois

Grip handle cast iron weight with **Statement of Accuracy**

Part #	Weight	Width	Length	Height	Ship Wt	Stock	Price B5
9072 *	5 lb	2-3/8"	3-7/8"	3-1/8"	6 lb	811	\$ 50.00
9074 *	10 lb	3-1/4"	5-3/8"	3-9/16"	11 lb	810	68.33
9076	20 lb	4"	6-3/16"	5"	21 lb	809	81.67
9078	25 lb	4-3/4"	6-3/16"	5"	26 lb	808	108.33
9080	50 lb	5-9/16"	8"	6-3/8"	51 lb	807	126.67
9082	100 lb	7-3/8"	9-1/8"	7-9/16"	101 lb	806	516.67
9083	200 lb	9-9/16"	9-3/16"	9-13/16"	200 lb	805	1,666.67
9084	500 lb	12-3/4"	12-3/8"	13-1/2"	500 lb	804	1,466.67
9086	1,000 lb	14-3/4"	14-5/8"	19"	1,000 lb	803	2,323.33
9087	2,000 lb	20-3/8"	20-5/8"	19-7/8"	2,000 lb	802	6,435.00
9088	2,500 lb	20-3/8"	20-3/8"	24-1/2"	2,500 lb	801	7,280.00
9090	3,000 lb	20-3/16"	20-5/16"	29-1/2"	3,000 lb	800	8,110.00

Grip handle cast iron weight with **Traceable Certificate**

Part #	Weight	Width	Length	Height	Ship Wt	Stock	Price B5
9072T *	5 lb	2-3/8"	3-7/8"	3-1/8"	6 lb	5057	\$ 97.92
9074T *	10 lb	3-1/4"	5-3/8"	3-9/16"	11 lb	5058	112.50
9076T	20 lb	4"	6-3/16"	5"	21 lb	5059	136.67
9078T	25 lb	4-3/4"	6-3/16"	5"	26 lb	5060	162.50
9080T	50 lb	5-9/16"	8"	6-3/8"	51 lb	5061	180.83
9082T	100 lb	7-3/8"	9-1/8"	7-9/16"	101 lb	5062	587.50
9083T	200 lb	9-9/16"	9-3/16"	9-13/16"	200 lb	5063	1,320.83
9084T	500 lb	12-3/4"	12-3/8"	13-1/2"	500 lb	5064	1,620.83
9086T	1,000 lb	14-3/4"	14-5/8"	19"	1,000 lb	5065	2,529.17
9087T	2,000 lb	20-3/8"	20-5/8"	19-7/8"	2,000 lb	5066	6,960.83
9088T	2,500 lb	20-3/8"	20-3/8"	24-1/2"	2,500 lb	5067	7,854.17
9090T	3,000 lb	20-3/16"	20-5/16"	29-1/2"	3,000 lb	5068	8,780.83

Grip handle cast iron weight with **NVLAP Certificate**

Part #	Weight	Width	Length	Height	Ship Wt	Stock	Price B5
9072W *	5 lb	2-3/8"	3-7/8"	3-1/8"	6 lb	5070	\$ 128.33
9074W *	10 lb	3-1/4"	5-3/8"	3-9/16"	11 lb	5071	147.50
9076W	20 lb	4"	6-3/16"	5"	21 lb	5072	169.17
9078W	25 lb	4-3/4"	6-3/16"	5"	26 lb	5073	169.17
9080W	50 lb	5-9/16"	8"	6-3/8"	51 lb	5074	230.00
9082W	100 lb	7-3/8"	9-1/8"	7-9/16"	101 lb	5075	658.33
9083W	200 lb	9-9/16"	9-3/16"	9-13/16"	200 lb	5076	1,475.00
9084W	500 lb	12-3/4"	12-3/8"	13-1/2"	500 lb	5077	1,775.00
9086W	1,000 lb	14-3/4"	14-5/8"	19"	1,000 lb	5078	2,683.33
9087W	2,000 lb	20-3/8"	20-5/8"	19-7/8"	2,000 lb	5079	7,058.33
9088W	2,500 lb	20-3/8"	20-3/8"	24-1/2"	2,500 lb	5080	8,008.33
9090W	3,000 lb	20-3/16"	20-5/16"	29-1/2"	3,000 lb	5081	8,985.00

\* Not for Legal for Trade applications.


NIST HB105-1 2. Finish 2.2

"A weight 5 kg/10 lb or less shall not have a surface coating."

For Legal for Trade weights 10 lb and below, refer to Class F stainless steel weights.

Prices are subject to change without notice. Please call for current prices.

Other items are available from the manufacturers, please call for prices.



**Avoirdupois  
Cast Iron  
Weights**

NIST Class "F" specifications and tolerances are listed in NIST Handbook 105-1.

These specifications and tolerances are intended to set forth minimum requirements used:

1. In the field by state and local weights and measures officials in the examination of weighing and measuring devices used in commerce.
2. By device installers and servicemen.
3. As reference standards in state weights and measures laboratories.
4. In industrial, educational and research laboratories.

Federal Grain Inspection Service approved laboratory.



# TROEMNER



**Stainless Steel Individual Weights**

## Metric

### Individual stainless steel weights NIST Class "F"

Cylindrical stainless steel satin finish with **Statement of Accuracy**

Part No.	Weight	Diameter	Height	Ship Wt	Stock	Price B5
1334	1 g	0.20"	0.24"	1 lb	1436	\$ 27.75
1332	2 g	0.28"	0.29"	1 lb	1435	27.75
1328	5 g	0.37"	0.38"	1 lb	1434	27.75
1326	10 g	0.42"	0.57"	1 lb	1433	33.68
1324	20 g	0.59"	0.60"	1 lb	1432	33.68
1320	50 g	0.74"	0.90"	1 lb	1431	36.67
1318	100 g	0.99"	1.03"	1 lb	1430	42.62
1316	200 g	1.24"	1.36"	1 lb	1429	45.58
1312	500 g	1.48"	2.35"	2 lb	1428	66.38
1310	1,000 g	1.84"	2.98"	3 lb	1427	71.67
1308	2,000 g	2.48"	3.32"	5 lb	1426	123.33
1302	5,000 g	3.20"	4.90"	12 lb	1425	205.83

Cylindrical stainless steel satin finish with **Traceable Certificate**

Part No.	Weight	Diameter	Height	Ship Wt	Stock	Price B5
1334T	1 g	0.20"	0.24"	1 lb	5083	\$ 45.00
1332T	2 g	0.28"	0.29"	1 lb	5084	45.00
1328T	5 g	0.37"	0.38"	1 lb	5085	45.00
1326T	10 g	0.42"	0.57"	1 lb	5086	50.83
1324T	20 g	0.59"	0.60"	1 lb	5087	50.83
1320T	50 g	0.74"	0.90"	1 lb	5088	54.17
1318T	100 g	0.99"	1.03"	1 lb	5089	59.17
1316T	200 g	1.24"	1.36"	1 lb	5090	71.67
1312T	500 g	1.48"	2.35"	2 lb	5091	90.00
1310T	1,000 g	1.84"	2.98"	3 lb	5092	95.00
1308T	2,000 g	2.48"	3.32"	5 lb	5093	155.83
1302T	5,000 g	3.20"	4.90"	12 lb	5094	238.33

Cylindrical stainless steel satin finish with **NVLAP Certificate**

Part No.	Weight	Diameter	Height	Ship Wt	Stock	Price B5
1334W	1 g	0.20"	0.24"	1 lb	5095	\$ 66.67
1332W	2 g	0.28"	0.29"	1 lb	5096	66.67
1328W	5 g	0.37"	0.38"	1 lb	5097	66.67
1326W	10 g	0.42"	0.57"	1 lb	5098	71.67
1324W	20 g	0.59"	0.60"	1 lb	5099	71.67
1320W	50 g	0.74"	0.90"	1 lb	5100	75.00
1318W	100 g	0.99"	1.03"	1 lb	5101	79.17
1316W	200 g	1.24"	1.36"	1 lb	5102	103.33
1312W	500 g	1.48"	2.35"	2 lb	5103	118.33
1310W	1,000 g	1.84"	2.98"	3 lb	5104	123.33
1308W	2,000 g	2.48"	3.32"	5 lb	5105	195.83
1302W	5,000 g	3.20"	4.90"	12 lb	5106	277.50

Prices are subject to change without notice. Please call for current prices.

Other items are available from the manufacturers, please call for prices.



# TROEMNER

## Avoirdupois

### Individual stainless steel weights NIST Class "F"

Cylindrical stainless steel satin finish with **Statement of Accuracy**

Part No.	Weight	Diameter	Height	Ship Wt	Stock	Price B5
1222	1/2 oz	0.50"	0.58"	1 lb	839	\$ 35.67
1220	1 oz	0.61"	0.78"	1 lb	838	35.67
1217	2 oz	0.87"	0.90"	1 lb	837	38.65
1215	4 oz	0.99"	1.16"	1 lb	836	40.83
1213	8 oz	1.23"	1.55"	1 lb	835	46.67
1211	1 lb	1.48"	2.16"	1 lb	834	56.67
1209	2 lb	1.84"	2.71"	3 lb	833	66.67
1203	5 lb	2.48"	3.75"	6 lb	832	123.33
1201	10 lb	3.22"	4.42"	11 lb	831	195.83



**Stainless Steel Individual Weights**

Cylindrical stainless steel satin finish with **Traceable Certificate**

Part No.	Weight	Diameter	Height	Ship Wt	Stock	Price B5
1222T	1/2 oz	0.50"	0.58"	1 lb	5107	\$ 51.67
1220T	1 oz	0.61"	0.78"	1 lb	5108	51.67
1217T	2 oz	0.87"	0.90"	1 lb	5109	55.00
1215T	4 oz	0.99"	1.16"	1 lb	5110	57.50
1213T	8 oz	1.23"	1.55"	1 lb	5111	62.50
1211T	1 lb	1.48"	2.16"	1 lb	5112	84.17
1209T	2 lb	1.84"	2.71"	3 lb	5113	94.16
1203T	5 lb	2.48"	3.75"	6 lb	5114	153.33
1201T	10 lb	3.22"	4.42"	11 lb	5115	230.00

Cylindrical stainless steel satin finish with **NVLAP Certificate**

Part No.	Weight	Diameter	Height	Ship Wt	Stock	Price B5
1222W	1/2 oz	0.50"	0.58"	1 lb	5116	\$ 71.67
1220W	1 oz	0.61"	0.78"	1 lb	5117	71.67
1217W	2 oz	0.87"	0.90"	1 lb	5118	75.00
1215W	4 oz	0.99"	1.16"	1 lb	5119	77.50
1213W	8 oz	1.23"	1.55"	1 lb	5120	82.50
1211W	1 lb	1.48"	2.16"	1 lb	5121	118.33
1209W	2 lb	1.84"	2.71"	3 lb	5122	128.33
1203W	5 lb	2.48"	3.75"	6 lb	5123	200.83
1201W	10 lb	3.22"	4.42"	11 lb	5124	272.50

Prices are subject to change without notice. Please call for current prices.

Other items are available from the manufacturers, please call for prices.

99 Reagent Lane  
Fair Lawn NJ 07410  
201-797-2718 \* 800-631-0347

 **Totalcomp**  
Components

www.totalcomp.com  
Fax 201-797-2287  
Toll Free Fax 888-797-2288

# NEW



TPC  
Hard Case



## TPC Hard Cases - Totalcomp

TPC hard shell case is perfect for test weights, delicate tools and digital equipment. Case is watertight, dust proof and crush proof. Made of Ultra high impact Fiber Reinforced Polymer. Working Temp; -40 to 194 F. Fold down comfortable rubberized handles, ABS double throw latches, built in purge valve. Comes with pre-cubed interior foam for easy customization. Clear PVC front Tag-it yourself tag cover. Comes in three different sizes to accommodate a variety of test weight configurations.

Part Number	Size	Weight	Stock	Price C
TPC11-8-7	11" x 8" x 7"	9 lb	6540	\$ 109.00
TPC12-9-5	12" x 9" x 5"	6 lb	6541	102.00
TPC15-10-7	15" x 10" x 7"	5 lb	6542	140.00





# TROEMNER

Troemner Test Weights are the highest quality available. They are backed by a reputation known throughout the industry. Troemner has years of experience in making precision weights. NIST Class "F" satin finish stainless steel. Heavy duty rugged case with steel reinforced corners. Foam insert keeps weights in place. Small weights are in a smaller leatherette case inside the large case.

## Metric NIST Class "F"

### Statement of Accuracy

Weight Set	Weight	Stock	Price B5
TW-100-01	2 lb	824	\$ 266.00
TW-5000-01	31 lb	827	857.00

### Traceable Certificate

Weight Set	Weight	Stock	Price B5
TW-100-01T	2 lb	5125	\$ 396.00
TW-5000-01T	31 lb	5126	939.00

### NVLAP Certificate

Weight Set	Weight	Stock	Price B5
TW-100-01W	2 lb	5127	\$ 490.00
TW-5000-01W	31 lb	5128	1,143.00



### TW-100-01 set

(1)	1mg
(2)	2mg
(1)	5mg
(1)	10mg
(2)	20mg
(1)	50mg
(1)	100mg
(2)	200mg
(1)	500mg
(1)	1g
(2)	2g
(1)	5g
(1)	10g
(2)	20g
(1)	50g
(1)	100g
Total	211.11g

4" x 2-7/8" x 1-1/4"h



### TW-5000-01 set

(1)	TW-100-01 set
(2)	200g
(1)	500g
(1)	1,000g
(2)	2,000g
(1)	5,000g
Total	11,111.11g

14-1/2" x 9-1/4" x 8-1/4"h

Prices are subject to change without notice. Please call for current prices.

Other items are available from the manufacturers, please call for prices.

99 Reagent Lane  
Fair Lawn NJ 07410  
201-797-2718 \* 800-631-0347

 **Totalcomp**  
Components

www.totalcomp.com  
Fax 201-797-2287  
Toll Free Fax 888-797-2288



# TROEMNER



**TW-15 Decimal set**

**TW-15 Decimal set**

- (1) 0.001 lb
- (2) 0.002 lb
- (1) 0.005 lb
- (1) 0.01 lb
- (2) 0.02 lb
- (1) 0.05 lb
- (1) 0.1 lb
- (2) 0.2 lb
- Total 0.610 lb

4"x2-7/8"x1-1/4"

Troemner Test Weights are the highest quality available. They are backed by a reputation known throughout the industry. Troemner has years of experience in making precision weights. NIST Class "F" satin finish stainless steel. Heavy duty rugged case with steel reinforced corners. Foam insert keeps weights in place. Small weights are in a smaller leatherette case inside the large case.

### Avoirdupois NIST Class "F"

#### Statement of Accuracy

Weight Set	Total	Weight	Stock	Price B5
TW-15 Decimal set	0.61 lb	1 lb	276	\$ 176.66
TW-30 Fraction set	8 oz	1 lb	828	166.67
TW-50 Fraction set	31.00 lb	38 lb	829	947.50
TW-50D Decimal set	31.11 lb	38 lb	277	971.67
TW-50COMBO Combination Fraction & Decimal set	31.61 lb	39 lb	830	971.67



**TW-30 Fraction set**

**TW-30 Fraction set**

- (2) 1/32 oz
- (1) 1/16 oz
- (1) 1/8 oz
- (1) 1/4 oz
- (1) 1/2 oz
- (1) 1 oz
- (1) 2 oz
- (1) 4 oz
- Total 8 oz

4-1/4"x2-1/4"x1-1/4"h

#### Traceable Certificate

Weight Set	Total	Weight	Stock	Price B5
TW-15T Decimal set	0.61 lb	1 lb	5129	\$ 255.33
TW-30T Fraction set	8 oz	1 lb	5130	247.33
TW-50T Fraction set	31.00 lb	38 lb	5132	1,210.50
TW-50DT Decimal set	31.11 lb	38 lb	5131	1,252.33
TW-50COMBOT Combination Fraction & Decimal set	31.61 lb	39 lb	5133	1,252.33

#### NVLAP Certificate

Weight Set	Total	Weight	Stock	Price B5
TW-15W Decimal set	0.61 lb	1 lb	5134	\$ 373.33
TW-30W Fraction set	8 oz	1 lb	5135	368.33
TW-50W Fraction set	31.00 lb	38 lb	5137	1,605.00
TW-50DW Decimal set	31.11 lb	38 lb	5136	1,673.33
TW-50COMBOW Combination Fraction & Decimal set	31.61 lb	39 lb	5138	1,673.33



**TW-50D Decimal set**

- (1) TW-15D set
- (1) 0.5 lb
- (5) 1 lb
- (5) 5 lb
- Total 31.11 lb

14-1/2"x9-1/4"x8-1/4"h



**TW-50 Fraction set**

- (1) TW-30 set
- (1) 8 oz
- (5) 1 lb
- (5) 5 lb
- Total 31 lb

14-1/2"x9-1/4"x8-1/4"h



**TW-50COMBO Combination set**

- (1) TW-15D set
- (1) TW-30F set
- (1) 8 oz
- (5) 1 lb
- (5) 5 lb
- Total 31.61 lb

14-1/2"x9-1/4"x8-1/4"h

Prices are subject to change without notice. Please call for current prices.

Other items are available from the manufacturers, please call for prices.



# TROEMNER

## Electronic Balance Calibration Weights

Stackable grip handle and cylindrical **stainless steel** weights for calibration and adjustment of all electronic balances and scales. Constructed of highly polished stainless steel. Made in strict accordance with standard specifications for laboratory weights and precision mass standards ANSI/ASTM E617.

Weights from 10g thru 5kg include a glove and a hinged carrying case with foam interior. Optional cases and gloves are available for weights 8 kg thru 30 kg.

Also available in ASTM Class 2, 3 and 4 as well as Troemner Ultra Class.

**Traceable Certificate** will certify that the weights are proven as tested against the standard. Certificate is a computer printout including test information.

### ASTM Class 1

Part #	Weight	Ship Wt	Stock	Price B5
8158T	10 g cyl	1 lb	1376	\$ 101.92
8156T	20 g cyl	1 lb	1375	101.92
8154T	30 g cyl	1 lb	1374	101.92
8153T	40 g cyl	1 lb	1373	101.92
8152T	50 g cyl	1 lb	1372	101.92
8150T	60 g cyl	1 lb	1371	123.54
8148T	70 g cyl	1 lb	1370	123.54
8146T	80 g cyl	1 lb	1369	123.54
8144T	100 g cyl	1 lb	1368	106.04
8142T	150 g cyl	1 lb	1367	155.45
8140T	160 g cyl	1 lb	1366	155.45
8138T	200 g cyl	2 lb	1365	153.40
8136T	300 g cyl	2 lb	1364	156.48
8134T	400 g cyl	2 lb	1363	172.96
8132T	500 g cyl	2 lb	1362	176.04
8130T	600 g cyl	2 lb	1361	198.69
8128T	1,000 g cyl	5 lb	1360	202.81
8126T	1,500 g cyl	6 lb	1359	261.00
8124T	2 kg cyl	7 lb	1358	259.00
8122T	3 kg cyl	9 lb	1357	362.00
8120T	4 kg cyl	11 lb	1356	455.00
8118T	4 kg grip	11 lb	1355	672.00
8116T	5 kg cyl	13 lb	1354	487.00
8114T	5 kg grip	13 lb	1353	737.00
8112T	8 kg grip	19 lb	1352	983.00
8110T	10 kg grip	24 lb	1351	1,040.00
8108T	16 kg grip	36 lb	1350	1,369.00
8106T	20 kg grip	48 lb	1349	1,509.00
8104T	24 kg grip	53 lb	1348	1,741.00
8102T	25 kg grip	58 lb	1347	1,777.00
8100T	30 kg grip	68 lb	1346	2,173.00



Calibration weights  
Grip handle and  
Cylindrical



Optional cases



Optional case and glove

Prices are subject to change without notice. Please call for current prices.

Other items are available from the manufacturers, please call for prices.

99 Reagent Lane  
Fair Lawn NJ 07410  
201-797-2718 \* 800-631-0347

 **Totalcomp**  
Components

www.totalcomp.com  
Fax 201-797-2287  
Toll Free Fax 888-797-2288



# TROEMNER



Calibration weights  
Grip handle and Cylindrical



Optional cases



Optional case and glove

## Electronic Balance Calibration Weights

Stackable grip handle and cylindrical stainless steel weights for calibration and adjustment of all electronic balances and scales. Constructed of highly polished stainless steel. Made in strict accordance with standard specifications for laboratory weights and precision mass standards ANSI/ASTM E617.

Weights from 10g thru 5kg include a glove and a hinged carrying case with foam interior. Optional cases and gloves are available for weights 8 kg thru 30 kg.

Also available in ASTM Class 2, 3 and 4 as well as Troemner Ultra Class.

**Statement of Accuracy** will come with Troemner weights. It verifies that the weight has been manufactured to meet all specifications for its class and has been calibrated using standards traceable to NIST. Note: There is no NIST traceability supplied with this statement. Not suitable for quality or regulatory requirements

### ASTM Class 1

Part #	Weight	Ship Wt	Stock	Price B5
8158	10 g cyl	1 lb	1345	\$ 68.98
8156	20 g cyl	1 lb	1344	68.98
8154	30 g cyl	1 lb	1343	68.98
8153	40 g cyl	1 lb	1342	68.98
8152	50 g cyl	1 lb	1341	68.98
8150	60 g cyl	1 lb	1340	74.12
8148	70 g cyl	1 lb	1339	78.24
8146	80 g cyl	1 lb	1338	86.48
8144	100 g cyl	1 lb	1337	77.12
8142	150 g cyl	1 lb	1336	88.54
8140	160 g cyl	1 lb	1335	96.77
8138	200 g cyl	2 lb	1334	91.63
8136	300 g cyl	2 lb	1333	101.92
8134	400 g cyl	2 lb	1332	123.54
8132	500 g cyl	2 lb	1331	125.60
8130	600 g cyl	2 lb	1330	145.16
8128	1,000 g cyl	5 lb	1329	154.43
8126	1,500 g cyl	6 lb	1328	175.02
8124	2 kg cyl	7 lb	1327	193.55
8122	3 kg cyl	9 lb	1326	284.00
8120	4 kg cyl	11 lb	1325	365.00
8118	4 kg grip	11 lb	1324	624.00
8116	5 kg cyl	13 lb	1323	428.00
8114	5 kg grip	13 lb	1322	678.00
8112	8 kg grip	19 lb	1321	889.00
8110	10 kg grip	24 lb	1320	921.00
8108	16 kg grip	36 lb	1319	1,288.00
8106	20 kg grip	48 lb	1318	1,382.00
8104	24 kg grip	53 lb	1317	1,609.00
8102	25 kg grip	58 lb	1316	1,657.00
8100	30 kg grip	68 lb	1315	1,943.00

Prices are subject to change without notice. Please call for current prices.

Other items are available from the manufacturers, please call for prices.





# TROEMNER

## Electronic Balance Calibration Weights

Stackable grip handle and cylindrical stainless steel weights for calibration and adjustment of all electronic balances and scales. Constructed of highly polished stainless steel.

Made in strict accordance with standard specifications for laboratory weights and precision mass standards ANSI/ASTM E617.

Weights from 10g thru 5kg include a glove and a hinged carrying case with foam interior.

Optional cases and gloves are available for weights 8 kg thru 30 kg.

Also available in ASTM Class 2, 3 and 4 as well as Troemner Ultra Class.

**NVLAP Certificate** will include the Traceable Certificate statements plus all the readings of calibration.

### ASTM Class 1

Part #	Weight	Ship Wt	Stock	Price B
8158W	10 g cyl	1 lb	5139	\$ 155.45
8156W	20 g cyl	1 lb	5140	155.45
8154W	30 g cyl	1 lb	5141	155.45
8153W	40 g cyl	1 lb	5142	155.45
8152W	50 g cyl	1 lb	5143	155.45
8150W	60 g cyl	1 lb	5144	155.45
8148W	70 g cyl	1 lb	5145	155.45
8146W	80 g cyl	1 lb	5146	155.45
8144W	100 g cyl	1 lb	5147	155.45
8142W	150 g cyl	1 lb	5148	224.43
8140W	160 g cyl	1 lb	5149	226.49
8138W	200 g cyl	2 lb	5150	207.96
8136W	300 g cyl	2 lb	5151	223.40
8134W	400 g cyl	2 lb	5152	236.79
8132W	500 g cyl	2 lb	5153	249.14
8130W	600 g cyl	2 lb	5154	270.00
8128W	1,000 g cyl	5 lb	5155	260.00
8126W	1,500 g cyl	6 lb	5156	334.00
8124W	2 kg cyl	7 lb	5157	322.00
8122W	3 kg cyl	9 lb	5158	446.00
8120W	4 kg cyl	11 lb	5159	530.00
8118W	4 kg grip	11 lb	5160	798.00
8116W	5 kg cyl	13 lb	5161	574.00
8114W	5 kg grip	13 lb	5162	842.00
8112W	8 kg grip	19 lb	5163	1,035.00
8110W	10 kg grip	24 lb	5164	1,092.00
8108W	16 kg grip	36 lb	5165	1,420.00
8106W	20 kg grip	48 lb	5166	1,552.00
8104W	24 kg grip	53 lb	5167	1,770.00
8102W	25 kg grip	58 lb	5168	1,841.00
8100W	30 kg grip	68 lb	5169	2,303.00



**Calibration weights  
Grip handle and Cylindrical**



**Optional cases**



**Optional case and glove**

Prices are subject to change without notice. Please call for current prices.

Other items are available from the manufacturers, please call for prices.

99 Reagent Lane  
Fair Lawn NJ 07410  
201-797-2718 \* 800-631-0347

 **Totalcomp**  
Components

www.totalcomp.com  
Fax 201-797-2287  
Toll Free Fax 888-797-2288



# TROEMNER



7228



7221

## Analytical Weight Sets

### Alloy 8 material for Precision Analytical Weights

Designed for your most precise weighing needs, Troemner's Precision Analytical Reference Weights and Weight Sets utilize a specially developed austenitic stainless steel, **Alloy 8**, available exclusively from Troemner. Alloy 8 is similar to the material originally specified for the state primary standards. Alloy 8 possesses closely controlled density, extremely low magnetic susceptibility, excellent stability and resistance to corrosion, assuring a very stable mass over time.

Weights 1g to 1kg are manufactured using Alloy 8 and come in cylindrical shapes with knobs on top for easy handling. Weights from 1mg to 30mg are aluminum and flat, with one side turned up to form a handle for non slip gripping with forceps. Weights from 50mg to 500mg are stainless steel and flat with one side turned up to form a handle. Weight sets 200g and above are supplied in oak cases while weight sets below 200g are supplied in strong polypropylene cases. All weight sets are marked with serial number, accuracy class and date of calibration. Forceps are included

Weight sets are designed to achieve any total mass by combining smaller masses. Weight sets are supplied in a 5-2-2-1 series meaning that weights beginning with a 2 are doubled in each decade and weights beginning with a 5 or 1 are single in each decade. The exception applies when a set begins with a 2. In that case the first weight is single, unless otherwise noted, and the remaining 2's in the set are doubled in each decade.

### Weight set with Statement of Accuracy

Part #	Weight Set	Class	Weight	Stock	Price B5
7228-1	100 g x 1 mg	ANSI/ASTM Class 1	2 lb	1377	\$ 1,088.00
7228-3	100 g x 1 mg	ANSI/ASTM Class 3	2 lb	1378	822.00
7228-4	100 g x 1 mg	ANSI/ASTM Class 4	2 lb	1379	551.00
7221-0	(2) 200 g x 1 mg	Troemner Ultra Class	4 lb	5170	1,459.00
7221-1	(2) 200 g x 1 mg	ANSI/ASTM Class 1	4 lb	5171	1,256.00
7221-4	(2) 200 g x 1 mg	ANSI/ASTM Class 4	4 lb	5172	679.00

### Weight set with Traceable Certificate

Part #	Weight Set	Class	Weight	Stock	Price B5
7228-1T	100 g x 1 mg	ANSI/ASTM Class 1	2 lb	5173	\$ 1,604.00
7228-3T	100 g x 1 mg	ANSI/ASTM Class 3	2 lb	5174	1,190.00
7228-4T	100 g x 1 mg	ANSI/ASTM Class 4	2 lb	5175	936.00
7221-0T	(2) 200 g x 1 mg	Troemner Ultra Class	4 lb	5176	2,202.00
7221-1T	(2) 200 g x 1 mg	ANSI/ASTM Class 1	4 lb	5739	2,020.00
7221-4T	(2) 200 g x 1 mg	ANSI/ASTM Class 4	4 lb	5740	1,109.00

### Weight set with NVLAP Certificate

Part #	Weight Set	Class	Weight	Stock	Price B5
7228-1W	100 g x 1 mg	ANSI/ASTM Class 1	2 lb	5177	\$ 2,239.00
7228-3W	100 g x 1 mg	ANSI/ASTM Class 3	2 lb	5178	1,825.00
7228-4W	100 g x 1 mg	ANSI/ASTM Class 4	2 lb	5179	1,537.00
7221-0W	(2) 200 g x 1 mg	Troemner Ultra Class	4 lb	5738	2,996.00
7221-1W	(2) 200 g x 1 mg	ANSI/ASTM Class 1	4 lb	5180	2,585.00
7221-4W	(2) 200 g x 1 mg	ANSI/ASTM Class 4	4 lb	5181	1,734.00

Prices are subject to change without notice. Please call for current prices.

Other items are available from the manufacturers, please call for prices.





# TROEMNER

## Metric Gram Mass Sets - Stainless Steel

311-01S stainless steel weights, bottle shape, one piece construction, ANSI/ASTM Class 7 (Also meets OIML Class M2), 5-2-2-1 series. Milligram weights are aluminum and stainless steel. Covered box. Durable inert polypropylene with integral hinge. Milligram weights have individual compartments with clear cover. Forceps included.

341S stainless steel weights for school and industrial use. Weight set is reasonably priced and accurate. Fractional weights are satin finished aluminum and grouped in one compartment. Total capacity is 101 grams. ANSI/ASTM Class 7 (Also meets OIML Class M2).

Mass set with **Statement of Accuracy**

Part No.	Weight Set	Weight	Stock	Price B5
311-01S	100 g x 1 mg	2 lb	1380	\$ 86.48
341S	50 g x 10 mg	1 lb	1381	66.92

Mass set with **Traceable Certificate**

Part No.	Weight Set	Weight	Stock	Price B5
311-01ST	100 g x 1 mg	2 lb	5182	\$ 228.55
341ST	50 g x 10 mg	1 lb	5183	185.31



311-01S



341S

# Weights



Brass Mass Cylindrical

## Brass Mass, Cylindrical, Pound/Ounce

Individual cylindrical weights. OIML accuracy Class M-2. Polished brass.

Part No	Weight	Stock	Price C
1/4 oz Brass mass	1 lb	766	\$ 5.95
1/2 oz Brass mass	1 lb	1585	6.45
8 oz Brass mass	1 lb	1590	15.00
2 lb Brass mass	3 lb	1592	49.00



Stainless steel Mass Cylindrical

## Ohaus Stainless Steel Mass, Cylindrical, Gram

Individual cylindrical weights. Class ASTMG. Polished stainless steel.

Part No	Weight	Ship Wt	Stock	Price A
80850118	1g	1 lb	1075	\$ 14.00
80850119	1g	1 lb	1076	14.00
80850120	5g	1 lb	1077	15.00
80850121	10g	1 lb	1078	16.00
80850122	20g	1 lb	1079	19.00
80850123	50g	1 lb	1080	21.00
80850124	100g	1 lb	2705	30.00
80850125	200g	1 lb	2706	40.00
80850127	500g	2 lb	2707	63.00
80850128	1,000g	3 lb	2708	111.00

Prices are subject to change without notice. Please call for current prices.


Other items are available from the manufacturers, please call for prices.



**14617 Fairbanks battery**

Intrinsically safe CL1, 11, 111, Div 1, Groups ABCDEFG. Battery for use with H90-3052, H90-3052R, H90-3052DR or IND-HR5001-1. Recharge in safe area only.

Part Number	Weight	Stock	Price C
14617 Battery ACC 352	2 lb	416	\$ 209.00



**14617 Fairbanks**



GSE 350 IS

## 350-IS Weight Indicators - GSE

Intrinsically safe indicators. 350-IS is the basic indicator and the 355-IS has keyboard for numeric entry and function keys. Units are lb, kg, oz, g, lb-oz. Time & date with battery back up. Nema 4X stainless steel enclosure, IP66.

Part Number	Weight	Stock	Price A3
<b>AC Power</b>			
GSE-350-IS LED display w/ AC power module	10 lb	3429	\$ 2,320.00
GSE-350-IS LCD display w/AC power module	10 lb	3788	2,320.00
<b>Battery Power</b>			
GSE-350-IS LED display w/ battery	10 lb	6191	2,320.00
GSE-350-IS LCD display w/ battery	10 lb	3717	2,320.00
<b>Service Parts</b>			
Battery operation for 350-IS	5 lb	3431M	955.00
24S3350-200BI Battery charger for 350IS	4 lb	3469	660.00
24H3501-200CI Power module	1 lb	3757M	955.00
299290-42756 power cable	1 lb	329	160.00
22-30-7550 cable 25' AC-DC Ext	2 lb	3403	160.00
420977-39644 mainboard	1 lb	3432	1,170.00

## SPECIFICATIONS

LOAD CELL . . . . . .5 or 8 VDC  
 (4)350 ohm load cells  
 Remote sense for long cable runs

ANALOG INPUT . . . . .0.4  $\mu$ V to 1.0  $\mu$ V per div

CONVERSION . . . . .Update 60 times/sec  
 100,000 display div  
 1,000,000 internal div,

ACCURACY . . . . .0.01% of full scale

OUTPUT . . . . .(2) RS232 communication ports  
 \* (2) Logic level open collector drain setpoints  
 \* (1) Input TARE, PRINT or ZERO momentary dry contact closure.  
 \* Analog output  
 \* RS485  
 \* Ethernet

\* Options

KEYS . . . . .350-IS: ZERO, PRINT, UNITS, TARE, SELECT  
 355-IS: 0-9 keyboard, ON, OFF, ZERO, PRINT, SELECT, TARE, START, STOP, TARGET, UNITS, SAMPLE, ENTER

ANNUNCIATORS . . . .(12) for operational status

DISPLAY . . . . .LED 0.8" high 6 digit  
 LCD 1.0" high 6 digit  
 Decimal point selectable

POWER . . . . .85-265 VAC @ 0.5 amp  
 Option: Battery operation

SIZE . . . . .350: 11"W x 2.13"D x 7.25"H, 10 lb  
 355: 11"W x 2.4"D x 9"H, 10 lb  
 304 Stainless steel NEMA 4X IP66



**355-IS Weight Indicators - GSE**

Intrinsically safe indicators. 350-IS is the basic indicator and the 355-IS has keyboard for numeric entry and function keys. Units are lb, kg, oz, g, lb-oz. Time & date with battery back up. Nema 4X stainless steel enclosure, IP66.

Part Number	Weight	Stock	Price A3
<b>Display Only</b>			
GSE-355-IS LCD display only	7 lb	6743	\$ 1585.00
<b>AC Power</b>			
GSE-355-IS LED display w/ AC power module	10 lb	3430	\$ 2,450.00
<b>Battery Power</b>			
GSE-355-IS LED display w/ battery power module	10 lb	6192	2,460.00
<b>Service Parts</b>			<b>A3</b>
Battery operation for 355-IS	5 lb	3431M	955.00
24H3501-200CI Power module	1 lb	3757M	955.00



**GSE-355 IS**

**SPECIFICATIONS**

LOAD CELL . . . . . 5 or 8 VDC  
 (4)350 ohm load cells  
 Remote sense for long cable runs

ANALOG INPUT . . . . . 0.4 µV to 1.0 µV per div

CONVERSION . . . . . Update 60 times/sec  
 100,000 display div  
 1,000,000 internal div,

ACCURACY . . . . . 0.01% of full scale

OUTPUT . . . . . (2) RS232 communication ports  
 \* (2) Logic level open collector drain setpoints  
 \* (1) Input TARE, PRINT or ZERO momentary dry contact closure.  
 \* Analog output  
 \* RS485  
 \* Ethernet  
 \* Options

KEYS . . . . . 350-IS: ZERO, PRINT, UNITS, TARE, SELECT  
 355-IS: 0-9 keyboard, ON, OFF, ZERO, PRINT, SELECT, TARE, START, STOP, TARGET, UNITS, SAMPLE, ENTER

ANNUNCIATORS . . . . (12) for operational status

DISPLAY . . . . . LED 0.8" high 6 digit  
 LCD 1.0" high 6 digit  
 Decimal point selectable

POWER . . . . . 85-265 VAC @ 0.5 amp  
 Option: Battery operation

SIZE . . . . . 350: 11"W x 2.13"D x 7.25"H, 10 lb  
 355: 11"W x 2.4"D x 9"H, 10 lb  
 304 Stainless steel NEMA 4X IP66



UMC600IS



## UMC600IS Intrinsicly Safe Digital weight indicator - Condec

Service parts only  
NTEP 98-000 III/IIIL, 10,000 div

Part Number	Weight	Stock	Price C
Options			C
KKW8900-1 I/O barrier assembly (Current loop output)	1 lb	4111	\$ 616.00

Sep

Cable Length (Max)		
Group	Power	Load cell I/O
A,B	75'	800'
C	300'	800'
D	500'	800'
E,F,G	500'	800'

### SPECIFICATIONS

LOAD CELL . . . . .(4)350 or (8)700 ohm load cells

ANALOG INPUT . . . . .0.3  $\mu$ V per div

CONVERSION . . . . .10 updates per sec  
20 ms integration time  
80,000 display div  
100,000 internal div

OUTPUT . . . . .Optional 20ma current loop serial \*  
\* Requires I/O Isolation Barriers

DISPLAY . . . . .0.56" LED  
6 digit 999999  
Decimal point selectable  
Division 1,2,5,10

ACCURACY . . . . .0.01% full scale

POWER . . . . .120 VAC +/-10%, 50/60Hz, 6 watts

SAFE AREA . . . . .7VDC output

SIZE . . . . .9"W x 4"D x 6"H, 9 lb  
NEMA 4 **stainless steel** enclosure




## Explosion Proof Junction Box

Summing junction cards are mounted in enclosures rated Class I, Group D; Class II, Groups E, F & G; NEMA 7 & NEMA 9. Each box has 5 holes drilled and tapped for 1/2" conduit size. Screw on cover has O-Ring for NEMA 4 watertight. Also complies with UL Standard 886 and CSA Standard C22.2 No. 30 1970.

1250-4-EXP contains a summing junction card 1200 Series. It is behind a flat screw on lid for fast access and adjustment. Summing card will connect 2 to 4 load cells.

Part Number	Weight	Stock	Price C
1250-4-EXP	29 lb	1267	\$ 1,308.00



1250-4-EXP

## Intrinsic Safety Barrier

Approved by Factory Mutual, for use with 1 to 4 load cells in a clear covered polycarbonate junction box. Load cells can have resistance between 350 ohms and 800 ohms. Indicator can have excitation voltage of 10 to 20 VDC and must have remote sense ability. The Instrument Society of America (ISA) in their latest publication ANSI/ISA-RP12.6 defines load cells with wheatstone bridge circuits as Nonenergy Storing Simple Apparatus since it is a device which will neither generate nor store more than 1.2 V, 0.1 A, 25 mW, or 20 μJ. Simple Apparatus require no approvals when connected to certified intrinsically safe associated apparatus such as Intrinsic Safety Barriers. This means that any load cell in this catalog may be used with these Intrinsic Safety Barriers. 4 lb, 8"x8"x6"h.

Part Number	Weight	Stock	Price C
MTL-7700 Std configuration -6 to +6 VDC	5 lb	1561	\$1,184.00
MTL-7700 Optional configuration 0 to +12 VDC	5 lb	1539	1,184.00



MTL-7700

### Service Parts

Part Number	Weight	Stock	Price C
MTL-7766PAC	1 lb	510	282.00
MTL-7764AC	1 lb	511	282.00
MTL-7761PAC	1 lb	512	282.00
MTL-7715+	1 lb	291	282.00

Standard configuration (AD4321,AD4323)

Indicator power supply +6 VDC & -6 VDC (12 VDC) and +10 VDC & -10VDC (20 VDC)

Excitation	MTL-766	185 ohms max	11.2 VDC max
Sense	MTL-764ac	1075 ohms max	11.2 VDC max
Signal	MTL-761	145 ohms max	7.5 VDC max

Optional configuration(AD4316,AN5316,ITG3030)

Indicator power supply +12 VDC & 0 VDC (12 VDC) Grounded power supply.

Excitation	MTL-715+	155 ohms max	13.0 VDC max
Sense	MTL-764ac	1075 ohms max	11.2 VDC max
Signal	MTL-761	145 ohms max	7.5 VDC max


Prices are subject to change without notice. Please call for current prices.

Other items are available from the manufacturers, please call for prices.

99 Reagent Lane  
Fair Lawn NJ 07410  
201-797-2718 \* 800-631-0347

 **Totalcomp**  
Components

www.totalcomp.com  
Fax 201-797-2287  
Toll Free Fax 888-797-2288



**Hazardous  
Floor Base**

### Hazardous Floor Base

High performance powder coated heavy duty floor scale for hazardous environment. Already configured with FM Approved summing box, load cells and hazardous home run cable. Standard features include: Top access FM Approved signal trim junction box. 20ft blue jacket hostile environment load cell cable. 4 NTEP FM Approved alloy steel shear beam load cells. Heavy powder coated diamond safety deck. 4 adjustable mild steel foot. Threaded eye bolt holes for easy lifting. Top holes for easy leveling.  
NTEP 16-016 Class III 5,000 div

Part Number	Weight	Stock	Price C
T3x3-2.5K	240 lb	8142	\$ 1,229.00
T3x3-5K	240 lb	8143	1,229.00
T3x3-10K	245 lb	8144	1,536.00
T3x4-2.5K	280 lb	8145	1,331.00
T3x4-5K	280 lb	8146	1,331.00
T3x4-10K	285 lb	8147	1,690.00
T4x4-2.5K	370 lb	8148	1,311.00
T4x4-5K	370 lb	8149	1,311.00
T4x4-10K	375 lb	8150	1,311.00
T4x5-2.5K	430 lb	8151	1,433.00
T4x5-5K	430 lb	8152	1,677.00
T4x5-10K	435 lb	8153	1,579.00
T5x5-2.5K	540 lb	8154	1,579.00
T5x5-5K	540 lb	8155	1,872.00
T5x5-10K	545 lb	8156	1,872.00
<b>Service Parts</b>			<b>C</b>
(1) FM J Box & (20)ft FM cable blue	1 lb	7114	272.00

\*Both items shipped in same box



**TCM1 Power Supply**

These chassis mountable supplies are ideal for use as a bridge excitation source, or for instrument design and test equipment. Unique clamp type barrier strip. Four molded-in threaded inserts. Four through holes for easy mounting. The TCM1 units can also be used as supplemental bench or laboratory power supplies. The special clamp type barrier strip secures the wire without twisting. Note the protected, recessed, barrier strip facing the top of the case. This allows all connections to be made in tight quarters while protecting the barrier strip from physical damage.

Part Number	Weight	Stock	Price B5
TCM1.12.500-115 12 VDC power supply	2 lb	6445	\$ 248.92
TCM1.24.240-115 24 VDC power supply	2 lb	6446	248.92



**TCM1.12.500-115 Power Supply**

**Pushbutton Station**

Heavy duty oil tight assembled pushbutton station with one standard black button and one NO-NC contact block. NEMA 4 enclosure, 3.75"x3.75"x2". Cast steel painted light gray. Surface mounting with 4 thru holes hidden under cover. One 3/4"NPT entry hole at bottom for 3/4" conduit fitting. Legend plates in stock are engraved TARE, ZERO, PRINT. Custom legend plates are available.

Part Number	Weight	Stock	Price C
T3540 Single pushbutton station, does not include legend plate. Order below.	3 lb	825	\$ 318.00
Legend plate engraved TARE	1 lb	999	32.30
Legend plate engraved ZERO	1 lb	1000	32.30
Legend plate engraved PRINT	1 lb	1001	32.30
Legend plate with custom engraving	1 lb	826	40.40



**Legend Plates**

**Power Supplies**

For use with process control setpoint indicators for relay control. Can also be used as an external load cell 12VDC power supply. Does not have remote sense. Should be used with a indicator that has signal adjust rather than power supply adjust on the sense amplifier. Will power (36)350 ohm load cells. Note: When using AD-4321 or AD-4323 do not connect the +EX from indicator.

Part Number	Weight	Stock	Price C
12 VDC power supply 1.3 amp, 3-3/4"x4-1/4"x1-1/2"	1 lb	660	\$ 129.00
24 VDC power supply 700 ma, 3-3/4"x4-1/4"x1-1/2"	1 lb	1400	170.00



**12VDC Power Supply**

Prices are subject to change without notice. Please call for current prices.

Other items are available from the manufacturers, please call for prices.

99 Reagent Lane  
Fair Lawn NJ 07410  
201-797-2718 \* 800-631-0347



Components

www.totalcomp.com  
Fax 201-797-2287  
Toll Free Fax 888-797-2288

# Process



**APLSG  
Process indicator**



**NEMA 4 enclosure  
for use with APLSG  
for wash down and dust**

## Process control weight indicator

When process control does not require the extreme high accuracy necessary for commercial weighing, this indicator is the choice. It is a high quality low cost digital weight indicator for strain gauge load cells. Zero and span calibration is done with fine potentiometers and coarse Dip switches. Sealed metal front bezel (NEMA 4) for wash down and dusty environments. Panel gasket and mounting clips are included for panel mounting.

Part Number	Weight	Stock	Price C
APLSG Process control weight indicator	3 lb	1938	\$ 326.00
NEMA 4 enclosure, steel, 4.75"Wx8"Dx3"H with rubber feet and tilt brackets	5 lb	1939	145.00

### SPECIFICATIONS

LOAD CELL .....1.3 VDC to 10 VDC at 120ma  
(4)350 or (8)700 ohm load cells

ANALOG INPUT .....5 µV to 1000 µV per div

CONVERSION .....Differential input amplifier with single ended  
output.

OUTPUT .....N.A.

DISPLAY .....LED 0.56" high  
+/- 1999 max display  
Decimal location selectable  
Display div is 1

ACCURACY .....0.01% of full scale

POWER .....115 VAC 50/60 Hz, 6 watts

SIZE .....3-3/4"W x 6.5"D x 2"H, 1.2 lb

Oct



Jul

**Web Tension Transmitter**

Web tension transmitter for applications that require a small, full function indicator/controller. DIN Rail-mount. RS-485 serial point interfaces with PLS/DCS systems using ASCII or Modbus RTU protocol. A high speed 4-20mA analog output provides input for a brake/clutch motor controller. May be easily calibrated using the integral LCD display and keypad. Applications include paper machines, Film/foil/filament converting, textile web measurement and roofing machines.

Part Number	Weight	Stock	Price C
PS-2010T-2-2-1	10 lb	74	\$ 2,908.00



PS-2010T

**SPECIFICATIONS**

LOAD CELL . . . . .10 VDC (2) 350 ohm load cell	DISPLAY . . . . .LCD display, 0.24" high
REMOTE INPUT . . . .TTL or Dry contact closure Total tension, zero and print 0.0 to 0.4 vdc Low 4.0 to 24 vdc High	POWER . . . . .117/230 VAC +/- 15% @ 50/60Hz 24 VDC @1A 12 watts typical, 18 watts max
CONVERSION . . . . . 7.5 to120 updates per second 700,000 display divisions 1,048,576 internal divisions	SIZE . . . . .DIN-rail mount 3.0"W x 4.3"D x 5.8"L, 3 lb (Standard) 9.85"W x 6.13"D x 11.73"L (Single NEMA 4X) 11.8"W x 6.5"D x 137"L (Double NEMA 4X)
OUTPUT . . . . . 4-20mA-500 ohm max RS485/422	


Prices are subject to change without notice. Please call for current prices.

Other items are available from the manufacturers, please call for prices.

99 Reagent Lane  
Fair Lawn NJ 07410  
201-797-2718 \* 800-631-0347



www.totalcomp.com  
Fax 201-797-2287  
Toll Free Fax 888-797-2288



**CPJ-CE**  
Analog output board



**CPJ**  
Dual setpoint board  
DIN rail mount

## CPJ Analog Transmitter - Scame

Signal Conditioner and analog transmitter will work with all strain gauge type inputs (load cells, pressure transmitters, etc.). CPJ output is 4-20ma or 0-10VDC. Works with load cells having 120 to 1000 ohm input and 2 to 3 mv/V output. Potentiometers for adjustment of zero and span.

Part Number	Weight	Stock	Price B5
CPJ-Card Analog output board	1 lb	4017	\$ 252.00
CPJ-DIN analog output DIN mount	1 lb	6245	289.00
CPJ-2S-DIN 2S Analog output w/ 2 relays	1 lb	4018	546.00

### SPECIFICATIONS

LOAD CELL .....10 VDC 95 ma  
(4)350 or (8)700 ohm load cells

ANALOG INPUT .....2 & 3 mv/V load cells

CONVERSION .....Differential input amplifier with single ended output

OUTPUT .....4-20ma, 0-10VDC  
2 set points w/3A/250V relays

DISPLAY .....None for weight  
3 digit display for setpoint

ACCURACY .....0.1% of full scale

POWER .....12 VDC (11.5 to 27 VDC), 190 ma

SIZE .....Card: 105mmW x 98mmD x 28mmH, 0.5 lb  
DIN: 130mmW x 107mmD x 28mmH, 0.7 lb





**Analog to Digital Converter**

Signal conditioner with analog to digital converter, DIN-Rail mount. For use with strain gauge load cells. The ADC will convert the analog signal to digital using Advanced Load Cell Protocol. Input and output terminal blocks are lever type that assure good low voltage connections. Circuit card with components can be easily disconnected from main printed circuit card for convenient serviceability.

The TDLC-DIN provides a fast RS485 digital output for use with computers and PLC's. Baud rate is selectable, 19,200, 38,400, 57,600 and 115,200. Requires a 12 VDC power supply.

Part Number	Weight	Stock	Price C
TDLC-Din	1 lb	128	\$ 175.00
<b>Options</b>			
USOTL4 adapter RS485 to USB	1 lb	423	285.00
<b>Service Parts</b>			
TDLC Card w/ connectors	1 lb	2776	132.00



**TDLC-DIN**  
Digital signal conditioner

**SPECIFICATIONS**

LOAD CELL . . . . . 5 VAC (3) 350 or (6) 700 ohm load cells	DISPLAY . . . . . None
ANALOG INPUT . . . . . 2 & 3 mv/V load cells	ACCURACY . . . . . .0.1% full scale
CONVERSION . . . . . Delta sigma A/D conversion Crystal Semiconductor 60 conversions per second	POWER . . . . . 12 VDC, 125 ma each load cell.
OUTPUT . . . . . RS485, 0 to +/- 400,000 Count load cell addresses up to 255 Baud rate 19,200 to 115, 200	SIZE . . . . . 1.7" x 3.4" x 4.0" DIN-rail mount

Prices are subject to change without notice. Please call for current prices. Other items are available from the manufacturers, please call for prices.



TSC

## TSC Totalcomp Signal conditioner

TSC signal conditioner signal card is mounted inside a Stainless Steel IP67 box. Inside you will have a regular signal trim summing card (max. 4 load cells), second portion of the card is analog output module that is switchable between 4-20mA and 0-10VDC. Surface mounted micro switches for calibration procedure allow for quick and easy setup. Provide power from your equipment requires 12-24VDC. A multi-meter is required for set up.

Part Number	Weight	Stock	Price C
1-AD103C Digital transducer amplifier	3 lb	1050	\$ 379.00

### SPECIFICATIONS

LOAD CELL . . . . .5 VDC (4)350 ohm load cells	DISPLAY . . . . .None
ANALOG INPUT . . . . -3.2 mV/V to +3.2mV/V	ACCURACY . . . . .0.1% of full scale
CONVERSION . . . . .Differential input amplifier with single ended output	POWER . . . . .12-24 VDC
OUTPUT . . . . .Current 4-20ma Voltage 0-10V	SIZE . . . . .8.5"W x 6.75"D x 1.6"H, 3 lb



Calex 4800

## Calex Load cell summing transmitter

AC or DC powered summing transmitter that has a four load cell capacity. Included is a NEMA 4 enclosure with a complete strain gage bridge signal conditioner. The three way isolation, input to output and power feature eliminates any unwanted ground loop problems. Capable of taring up to 80% of the output of a 3mV/V load cell. Applications include precision weighing, process control add-on loop, and can be used with all types of low output sensors.

Part Number	Weight	Stock	Price B5
4800SA summing board	3 lb	192	\$ 845.50

### SPECIFICATIONS

LOAD CELL . . . . .10 VDC (4)350 ohm load cells	DISPLAY . . . . .None
ANALOG INPUT . . . . .5mV to 50mV Full Scale	ACCURACY . . . . .+/- 0.01% of full scale
CONVERSION . . . . .2Hz to 10Hz	POWER . . . . .115 VAC (90 to 130V) 11-30 VDC (8W)
OUTPUT . . . . .0 or 4-20m Voltage 0-20V	SIZE . . . . .12.5"W x 9"D x 4.4"H, 3 lb

Prices are subject to change without notice. Please call for current prices.

Other items are available from the manufacturers, please call for prices.

Oct

**HBM DC Amplifier**

HBM's RM4220 is a strain gage amplifier. Because it simply snaps on to standardized support rails, the RM 4220 amplifier is easy to install. A service-friendly snap-in terminal block is used to make the electrical connection. Individual strain gage transducers as well as several strain gages connected in parallel (>80 Ohms) can be connected to the measuring amplifier. This amplifier offers a very simple and practical calibration of the zero point and the final value by using DIP

Part Number	Weight	Stock	Price C
RM4220 DC amplifier	2 lb	715	\$ 84.40



RM4220

**SPECIFICATIONS**

LOAD CELL . . . . .5 VDC (4) 350 ohm load cell  
 ANALOG INPUT . . . . .2 & 3 mv/V load cells  
 CONVERSION . . . . .Delta sigma A/D conversion  
 OUTPUT . . . . .-10 to +10 VDC  
                                   0 to 10 VDC.  
                                   4 to 20 ma

DISPLAY . . . . .None  
 ACCURACY . . . . .0.1% of full scale  
 POWER . . . . .24 VDC, 200 mA  
 SIZE . . . . .3.9" x 4.5" x 0.9" DIN-rail mount

Prices are subject to change without notice. Please call for current prices.

Other items are available from the manufacturers, please call for prices.

99 Reagent Lane  
 Fair Lawn NJ 07410  
 201-797-2718 \* 800-631-0347

**Totalcomp**  
 Components

www.totalcomp.com  
 Fax 201-797-2287  
 Toll Free Fax 888-797-2288

# Heading

Prices are subject to change without notice. Please call for current prices.

Other items are available from the manufacturers, please call for prices.

a124

[www.totalcomp.com](http://www.totalcomp.com)  
Fax 201-797-2287  
Toll Free Fax 888-797-2288



99 Reagent Lane  
Fair Lawn NJ 07410  
201-797-2718 \* 800-631-0347



**AD103C Digital Transducer Amplifier - HBM**

Complete bridge transducer amplifier with RS232 interface. Patented error-free high speed integrating A/D conversion. Extensive command set makes it easy to setup and communicate. Built-in user selectable digital low pass filters. User adjustable system zero and span scaling factors. User configurable linearization correction. Automatic background calibration. On-board EEPROM to store setup parameters.



**AD103C  
w/AED9001D**

Part Number	Weight	Stock	Price C
1-AD103C Digital transducer amplifier	1 lb	2218	\$ 704.00
1-AED 9101D Housing	1 lb	76	620.00

**SPECIFICATIONS**

LOAD CELL . . . . .5 VDC (1)350 ohm cell(AD101) (4)350 ohm load cells(AED9001) 6 wire remote sense	DISPLAY . . . . .Remote display only(by others)
ANALOG INPUT . . . . .-3.2 mV/V to +3.2 mV/V	ACCURACY . . . . .0.025% of full scale
CONVERSION . . . . .Update rate 150 Hz nominal 24 bit remote display div	POWER . . . . .7.8 to 15 VDC, 60 ma(AD101) 10 to 30VDC, 120ma(AED9001), Nominal: 12 VDC, 1.5 watts
OUTPUT . . . . .RS232 bidirectional Baud rates 1200, 2400, 4800. 9600, 19.2K, 38.4K, 76.8K bps 1 start bit, 8 data bits, 1 stop bit, Even parity, XON/XOFF handshake.	SIZE . . . . .3.7"L x 2.1"W x 0.7"H, 3 lb

**4059G Signal Conditioner - Absolute Process Instruments**

Plug in signal conditioner will work with all strain gauge type inputs. Output is switch settable to 16 Current or Voltage ranges including the popular 4-20 ma analog. Setup is done with rotary switches and easy to use tables. Works with load cells having 120 to 1000 ohm input and 2 to 3 mV/V output. Functional field test pushbutton. Switches and potentiometers for adjustment of zero and span.



**4059G**

Part Number	Weight	Stock	Price C
4059G Signal Conditioner 115 VAC	2 lb	1626	\$ 521.00
11pin surface mount socket	1 lb	1630	21.20

**SPECIFICATIONS**

LOAD CELL . . . . .1 to 10 VDC(1 volt steps) 125ma (4)350 or (8)700 ohm load cells	DISPLAY . . . . .None
ANALOG INPUT . . . . .0-5mV to 0-1200mV	ACCURACY . . . . .0.1% of full scale
CONVERSION . . . . .Differential input amplifier with single ended output	POWER . . . . .115 VAC 50/60 Hz, 2.5 watts
OUTPUT . . . . .Current 0-2ma,0-10ma,2-10ma,0-16ma, 4-20ma,0-20ma Voltage 0-1V,0-2V,0-4V,0-5V,1-5V, -/+5V,-/+10V,0-8V,2-10V,0-10V	SIZE . . . . .1.75"W x 2.38"D x 2.75"H, 1 lb

Prices are subject to change without notice. Please call for current prices.

Other items are available from the manufacturers, please call for prices.

99 Reagent Lane  
Fair Lawn NJ 07410  
201-797-2718 \* 800-631-0347

**Totalcomp**  
Components

www.totalcomp.com  
Fax 201-797-2287  
Toll Free Fax 888-797-2288



433

**433 & 463 BridgeSensor Signal Conditioner**

Self contained signal conditioner will work with all strain gauge load cells. Output is either voltage or current. One model has 0-10 VDC analog and the other is an isolated 4-20 ma or 0-20 ma analog which allows daisy chained indicators in multiple locations. AC powered. Capable of driving (4) 350 ohm load cells. Bridge balance with 80% tare offset capability. Rugged epoxy encapsulated design.

Part Number	Input	Output	Weight	Stock	Price B5
433 BridgeSensor	115 VAC	4-20 ma or 0-20 ma	2 lb	132	\$ 548.50
463 BridgeSensor	115 VAC	0-10 VDC	2 lb	1271	548.50
437 BridgeSensor	10-36 VDC	4-20 ma or 0-20 ma	2 lb	1627	524.75
460 BridgeSensor	115 VAC	-10 VDC to +10 VDC	2 lb	1824	461.00

Jul  
↓

**SPECIFICATIONS**

LOAD CELL . . . . .5 to 10 VDC 120 ma  
(4)350 or (8)700 ohm load cells  
Remote sense for long cable runs

ANALOG INPUT . . . . .2 & 3 mv/V load cells

CONVERSION . . . . .Precision differential input amplifier  
with isolated, filtered output

OUTPUT . . . . .433: 4-20 ma or 0-20 ma  
463: 0-10 VDC  
437: 4-20 ma Or 0-20 ma

DISPLAY . . . . .None

ACCURACY . . . . .0.01% of full scale

POWER . . . . .433: 115 VAC +/-10V 50/60 Hz, 7 VA  
463: 115 VAC +/-10V 50/60 Hz, 7 VA  
437: 10 to 36 VDC

SIZE . . . . .3.75"W x 2"D x 2.87"H, 2 lb





**T4710 & T4720 Bridgesensor**

Self contained, DC powered Din-Rail mount module designed for strain gage load cells. Output of 4-20ma or 0-10VDC. Precision instrumentation amplifier, filtered output and a built-in 10V excitation supply capable of driving a 350 ohm bridge. The 0-30mV input range makes it compatible with most strain gage based load cell or pressure transducer outputs. Includes 6" of Din rail. Needs external 24VDC power supply. Connections are made via easily accessible screw clamp terminal blocks. Zero and Span adjustment potentiometers are located externally for easy access.

Part Number	Weight	Stock	Price B5
T4710-D Bridgesensor Din Rail 0-10V	1 lb	3731	\$ 213.80
T4720-D Bridgesensor Din Rail 4-20ma	1 lb	3798	213.80



T4720-D Bridgesensor



**NEW**

**201 Weight Transmitter**

Weight transmitter made for mounting inside a panel or enclosure with exposed terminal blocks for easy set up and trouble shooting. Outputs are 4-20ma, 0-10 VDC analog, RS232, RS485, (4) digital inputs, (4) digital outputs, Modbus, Ethernet, USB and Web page output. Features a 1/2" high 7 segment LCD display with backlight and Annunciators for OVER, UNDER, Accept, IN1, IN2, IN3, IN4, OUT1, OUT2, OUT3, OUT4. Comes with 35mm DIN rail mounting bracket. 12-24 VDC, 6w power is required..

Part No	Weight	Stock	Price B
201 Weight Transmitter	2 lb	4728	\$815.00



201 Weight Transmitter

**SPECIFICATIONS**

LOAD CELL . . . . .11.72 VDC 120 ma (8)350 ohm load cells Remote sense for long cable runs	DISPLAY . . . . .(6) digit 7 segment 0.5" high, LCD, backlight Annunciators OVER, UNDER, ACCEPT IN1, IN2, IN3, IN4, OUT1, OUT2, OUT3, OUT4
ANALOG INPUT . . . . .2 & 3 mv/V load cells 0.5mV min to 35mV max	ACCURACY . . . . .0.01% of full scale
CONVERSION . . . . .Precision differential input amplifier with isolated, filtered output	POWER . . . . .12-24 VDC 6 watts
OUTPUT . . . . .RS232, RS485, (4)Digital inputs, (4)Digital outputs 4-20ma, 0-10VDC analog Modbus, Ethernet, USB, Web page	SIZE . . . . .4"W x 1.9"D x 4.2"H, 2 lb

Prices are subject to change without notice. Please call for current prices. Other items are available from the manufacturers, please call for prices.



**TSR-2L**  
Weathertight



**TSR-0.4L**  
Panel Mount



**TSR-0.4L-EXP**  
Explosion proof



**TSR-1L**  
Desk or panel mount

## TSR-L Smart Remote display - Totalcomp

Bright digits, L.E.D. seven segments, 6 digit, max 999999. For indoor use away from direct sunlight for best viewing. Displays that will mount outdoors in direct sunlight should use the Model TSR-M for sharpest contrast and maximum clarity. Serial input RS232C, 20 ma serial current loop, active or passive. 1200, 2400, 4800, 9600 baud, 7 or 8 data bits, odd, even or no parity, 1 or 2 stop bits. No setup is required. Just connect the signal wires. Press the LEARN button and the Smart Remote sets itself up. Rugged enclosure is weathertight for harsh environments. Available in painted steel or **stainless steel**. Mounting is either panel, desk or U Bracket which allows a full 360 degree swivel and easy tilting for the optimum viewing angle. -40 deg C to +75 deg C. 115 VAC, 60 Hz. Other operating voltages such as 12VDC, 24VDC, 230VAC, 50Hz are available as a special order at no additional charge.

Part No	Height	Dist	Case"	Watt	Weight	Stock	Price C
<b>U-Bracket mount Weathertight</b>							
TSR-2L	2"	80'	16x5x6h	12	15 lb	1766	\$ 891.00

**Panel mounting only.** 1/8 DIN size. NEMA 1 (Not weathertight)  
Power cord (120VAC) is not included.

TSR-0.4L	0.4"	16'	5.5x3.75x2h	6	2 lb	1564	\$ 428.00
----------	------	-----	-------------	---	------	------	-----------

### Explosion Proof

TSR-0.4L-EXP	0.4"	16'	8x5x5h	6	8 lb	2631	1,183.00
--------------	------	-----	--------	---	------	------	----------

**Desk mount or panel mount NEMA 1 (Not weathertight)**

TSR-1L	1"	40'	7.5x6.5x3.5h	6	4 lb	1756	535.00
--------	----	-----	--------------	---	------	------	--------

### Recommended distances for data transmission

Output	No. Conductors	Max distance
BCD	25	10 ft
RS232	4	50 ft
20 ma	4	2,000 ft



**RD-65 Remote Display - Salter Brecknell**

Highly durable. Powder coated mild steel enclosure, IP56, with wall mount swivel bracket or easy to install hanging rings. Adjustable sunvisor included. Double row, ultra bright large 5", 6 digit LED display visible up to 150 ft. Displays up to 999,999 or down to -999,999. Annunciators: kg, lb, g, n. Serial ports for RS-232, RS-485 or current loop with selection to five protocols. Three data formats and 8 types of baud rates; 150, 300, 600, 1200, 2400, 4800, 9600, 19200 baud. 120VAC, 60Hz.



**RD-65 Remote Display**

	Part Number	Weight	Stock	Price B
Dec	RD-65 5" Remote display	41 lb	2283	\$ 1,075.00

# Remote



**WEIGHING TECHNOLOGIES**

## Remote Display - Western Weighing

Tough, dependable and weatherproof. Mild steel with powder coated finish. 6 digit 7 segment, no glare lens LED display. Annunciator lights for: GR, NT, lb, kg. 5 standard communication protocols. Selectable day and night brightness levels. Power save mode. Built-in relay for external traffic light control (except 2"). Leading zero suppression. Optically isolated port for lighting protection. Switch selectable configuration and options. RS 232, RS 422, RS 485 multi drop. 20 mA current loop active and passive. 90 to 240 VAC. 2 year warranty.



Aurora 45 lighted



Aurora 65 lighted



Aurora 45 SL  
w/ stop light



Aurora 20 lighted



GSR-6L

Part Number	Digital Height	Dist	Weight	Stock	Price B5
Aurora 45 lighted	4.5"	180'	30 lb	6983	\$ 1,115.00
Aurora 65 lighted	6.5"	260'	55 lb	6984	1,289.00
Aurora 45 SL w/ stop light	4.5"	180'	30 lb	6985	1,329.00
Aurora 20 lighted	2"	80'	15 lb	6986	649.00

### Options

Wireless RF module for Aurora	1 lb	6987	185.00	<b>B5</b>
Scale link wireless transceiver for scale indicator.	3 lb	6988	510.00	

### Service Parts

112169 Mainboard for Aurora 45	2 lb	6910	163.00	<b>B5</b>
112155 Digital Board for Aurora 45	1 lb	6911	238.00	

Oct

# GENERAL SENSOR

## Remote Display, lighted - General Sensor

Lighted high intensity LED remote display with auto configuring for determining the baud rate from 300 through 9600, 7 or 8 data bits. odd, even or no parity, 1 or 2 stop bits. Interface choices are RS232, 20ma current loop (active or passive) and optional RS422/485. 150 deg viewing angle. High Intensity LED digits have high visibility digits for both indoor and outdoor use. LEDs have a high life with no moving parts to repair or replace. If a decimal point is transmitted, it will be displayed in the correct position. If a minus sign is transmitted, the minus sign will be displayed in front of the next 5 digits.. Enclosure is NEMA 4X non-metallic for harsh environments. 120 VAC 120 watts. 23"W x 5"D x 12"H.

Part Number	Digit Height	Dist	Weight	Stock	Price C
GSR-3L Remote display	3"	120'	8 lb	3860	\$ 865.00
GSR-6L Remote display	6"	240'	12 lb	3861	1,255.00

### Service Parts

GSR-3L-MAIN mainboard	1 lb	3888	\$ 320.00	<b>C</b>
GSR-6L-MAIN mainboard	1 lb	3889	320.00	

Prices are subject to change without notice. Please call for current prices.

Other items are available from the manufacturers, please call for prices.



**S400HI & SA2000 Remote display - Intercomp**

The S400HI remote display is clearly readable in pouring rain, bright sun, pitch dark, inside or out, without additional lighting or shielding. The SA2000 is for indoor use only. They will interface with any digital indicator, terminal, or computer with standard output. The display features light emitting diodes (LED's) which can withstand temperatures ranging from -50 deg F to 120 deg F. The 2" display has 8 digits 5x7 dot matrix alphanumeric LED. The 4.5" display has 6 digits, 7 segments each, max 999,999. Decimal point is selectable. One or two fixed zeros. RS232 or 20ma current loop active or passive. Baud rates 50 to 9600. Power required is 9 to 12 VAC or VDC at 3 amps provided by power supply (included) UL listed, plug in wall transformer, 120VAC, 60Hz, 1 amp with 6 ft 3 cond cable to display. Easily extended in the field. S400HI is NEMA 4X moisture tight 32.5"W x 3.5"D x 11.5"H. SA2000 is NEMA 1 for indoor use, 16"W x 4"D x 5"H. Power supply wall transformer 2" x 2" x 3".

Part Number	Height	Dist	Weight	Stock	Price B5
SA2000 Alpha-numeric display	2"	60'	8 lb	1028	\$ 895.00
S400HI Numeric High Intensity	4.5"	180'	17 lb	794	1,495.00



SA2000



S400



**SB500 Remote Display - Cardinal**

6 digit 5" high LED display. 140 deg viewing angle. Enclosure is NEMA 4/IP65 with mounting tabs. Either painted steel or stainless steel enclosures are available. 120 VAC 120 watts. 32.1"W x 5.5"D x 16.75"H.

Part Number	Digit Height	Dist	Weight	Stock	Price A9
SB500 Remote display, w/painted steel enclosure	5"	200'	39 lb	5364	\$ 1,659.00
SB500S Remote display, w/ stainless steel enclosure	5"	200'	39 lb	5365	1,999.00
SB500M Remote display, w/scrolling message board	5"	200'	39 lb	5366	1,941.00
AB500MS Remote display, message, stainless steel	5"	200'	39 lb	5367	2,223.00



SB500S  
Remote display

Prices are subject to change without notice. Please call for current prices.

Other items are available from the manufacturers, please call for prices.





**TWLC  
Wireless Load Cell  
Transmitter/Receiver**

### TWLC Wireless Load Cell Transmitter/Receiver - Totalcomp

Receiver is powered by indicator excitation voltage. Transmitter has internal rechargeable battery. 270 hour battery life with one 350 ohm load cell. Up to (12) 350 ohm cells can be connected to one set up. Up to 150 sets can be used in the same area without interference.

Part Number	Weight	Stock	Price C
TWLC Wireless load cell transmitter/receiver	2 lb	799	\$ 499.00



A&D WEIGHING DIVISION



**AD-8920**

### AD-8920 Remote digital display - A&D

Remote display for A&D Electronic balances. Connects to either the RS232 or the Current loop interface. Bright 7 digit VFD is easy to read. 4.72" W x 2.99" D x 3.54" H. Powered by 115 AC adapter which is included.

Part Number	Weight	Stock	Price B5
AD-8920 Remote display	2 lb	1160M	\$ 270.00



TRANSCCELL TECHNOLOGY, INC.

### TI-500EP Remote Display - Transcell

This remote display is a standard TI-500EP indicator which has a selectable feature to be a remote display. LED display with 0.6" digit height. 120 VAC 0.5 watts.

Part Number	Digit Height	Dist	Weight	Stock	Price C
TI-500EP Remote display	0.6"	24'	4 lb	6437M	\$ 275.00



**TI-500EP**

Prices are subject to change without notice. Please call for current prices.

Other items are available from the manufacturers, please call for prices.



# ARGOX

*Empower the Barcode*

## Direct Thermal Printer - Argox

Compact. High performance and cost effective solution for your barcode and labeling requirements. Direct thermal desktop barcode printer that offers outstanding features and exceptional value. Easy to operate, space saving and reliable. Internal Real Time Clock (RTC) with buzzer for error warning function when printer runs out of paper or paper jams. The internal RTC facilitates time and date marking for stand alone operation. Ideal for low to medium volume printing needs. Ideal for applications such as point of sale, weight scales, mailing, banking, ticketing, patient tracking, kiosks and document labeling. 2.83 inch printing width. 203 dpi print resolution and up to 4ips printing speed. 32 bit CPU and 4MB flash; 8MB SD RAM memory standard. Communication interfaces: RS232, USB, Cash Drawer, Ethernet (optional) to fit in various systems. Tear off bar built in. Windows 7 OS. Power adapter 100-240 VAC, 1.5 amps, 24 VDC output.

Part Number	Weight	Stock	Price C
OS-2130D	3 lb	1716M	\$ 325.00

Service Parts			C
10015342 Labels 2.25"W x 2"H, case (12)	11 lb	3709	192.00



OS-2130D



DT2x



DT4x

## Direct Thermal Printer - GoDex

Direct thermal. One tri-color LED: Power (green, orange, red). Control key: Feed. 203 DPI. 4 IPS. QLabel-IV label design software. Adjustable reflective sensor. Fixed transmissive sensor, central aligned. Real time/date. 4MB Flash (2MB for user storage); 8MB SDRAM. Resident graphic file types are BMP and PCX, other graphic formats are downloadable from the software. USB port and cable included. RS232 (9) pin serial port. Auto switching 100-240VAC, 50-60Hz.  
 DT2X : 3.94"W x 6.77"D x 8.58"H  
 EZDT4: 6.61"W x 6.53"D x 8.58"H

Part Number	Weight	Stock	Price C
DT2x printer 2"	5 lb	7836	\$ 345.00
DT2xW printer 4"	7 lb	7837	365.00

### Options

			C
Stripper module for DT2x	1 lb	7838	39.00
Guillotine cutter for DT2x	3 lb	7839	195.00
Dispenser peeler for DT4xW	1 lb	7840	39.00
Cutter module for DT4xW	3 lb	7841	195.00
External label roll holder	1 lb	7842	35.00
Cleaning pens (6) pack	1 lb	7843	12.00

2.25"W x 3"H Direct thermal label roll (500)	1 lb	7844	12.00
3"W x 2"W Direct thermal label roll (1,240)	1 lb	7845	19.00
4"W x 2"H Direct thermal label roll (1,240)	1 lb	7846	21.00
4"W x 4"H Direct thermal label roll (700)	1 lb	7847	37.00

### Parts

			C
2" 200DPI TPH Thermal print head for DT2x	1 lb	7848	99.00
4" 200DPI TPH Thermal print head for DT4x	1 lb	7849	149.00
Switching power supply DT2x & DT4x	1 lb	7850	95.00

Nov  
↓  
Aug



Prices are subject to change without notice. Please call for current prices.

Other items are available from the manufacturers, please call for prices.



**Direct Thermal Printer - Zebra**

Best in class speed and performance. From the basic GK model to the feature rich GX model, the G-Series printers are reliable, durable and flexible to fit almost any low to mid-volume printing application and budget. Providing ease of use, the G-Series and GX models are reliable desktop printing solutions that are always a perfect fit. Both GK and GX models are equipped with EPL and ZPL programming languages, you can switch between languages depending on desired label format.

**GK:** The Zebra GK model is your best value in a basic desktop thermal printer. It's enhanced performance delivers fast print speeds of up to 5 inches per second and fast first label out. USB and serial connectivity interfaces come standard, or use the ZebraNet 10/100 Print Server option for distributed printing.

**GX:** The Zebra GX model is the best in class with the widest range of features in a desktop thermal printer. It delivers even faster first label out and, at 6 inches per second, offers the fastest desktop printer speed on the market. More connectivity choices; USB/serial/parallel, 10/100 Ethernet and wireless, ensure easy system integration. An LCD panel, included with wireless options, displays prompts and wireless status.

Label width 0.75" to 4.25". Max print width 4.09". Print speed 5"/sec.



**GX420T  
Direct Thermal Printer**

Part Number	Weight	Stock	Price C
GK420D	7 lb	6926	\$ 595.00
GK420T	7 lb	6927	695.00
GX420D	7 lb	6928	844.00
GX420T	7 lb	6929	944.00

**Eltron**

**LP-2022/2042 Bar Code Label Printer - Eltron**

Service parts only.

Part Number	Weight	Stock	Price C
<b>Service Parts for LP2022</b>			
Print head for LP2022	1 lb	489	\$ 205.00
Feed switch assy for LP2022, pack of 5	1 lb	4074	122.50
Gap sensor kit for Eltron LP2022	1 lb	4075	47.90
Main board for LP2022	1 lb	491	245.00
Eprom for LP2022	1 lb	3707	37.15
Plastic cover for roll labels	1 lb	1551	77.00
2.25"W x 2"H label roll (735)	1 lb	4138	7.90
2.25"W x 0.75"H label rolls case of (12)	11 lb	4477	83.70
2.25"W x 2"H label rolls case of (12)	11 lb	3709	192.00
<b>Service Parts for LP2042</b>			
Print head for LP2042	1 lb	3705	285.00
<b>Labels for direct thermal only</b>			
4"W x 2.5"H direct thermal label rolls case of (6)	20 lb	4478M	146.00
4"W x 4"H direct thermal label rolls case of (12)	20 lb	3710M	322.00
4"W x 5"H direct thermal label rolls case of (12)	20 lb	1538M	342.00



**LP-2042PSA**

Prices are subject to change without notice. Please call for current prices.

Other items are available from the manufacturers, please call for prices.



## 2824 & 2844 Bar Code Label Printer - Zebra

Label printers. 128K memory standard. RS232 & USB. Print speed 4" per second. 203 dpi resolution. 5" dia label roll capacity. Order mating connector DB9P separately. 115VAC 50/60 Hz

2824: 3.6"W x 7.5"D x 6.8"H, 4 lbs

2844: 7.9"W x 8.4"D x 6.8"H, 4 lbs.



TLP-2824

Part Number	Weight	Stock	Price C
<b>2" Wide</b>			
TLP-2824 Plus printer thermal transfer	6 lb	4555	495.00
<b>4" Wide</b>			
LP-2844 printer direct thermal	7 lb	4556	575.00
TLP-2844 printer thermal transfer	7 lb	4559	675.00
<b>Options</b>			
4' custom interface cable	1 lb	710M	80.00
10' Interface cable to PC (DB9 to DB9)	1 lb	4061	14.25
6' Interface cable to PC (DB25 to DB9)	1 lb	4062	14.25

<b>Service Parts</b>			
105950-066 Power supply for LP-2824/2844, 100-240 VAC	1 lb	1045	192.00

<b>Service Parts for 4" Wide TLP2844</b>			
<b>Ribbons for thermal transfers only</b>			
800130-004 Black wax ribbons case of (12)	4 lb	2486	77.40
4"W x 5" thermal transfer label rolls case of (12)	20 lb	1741	122.00

<b>Service Parts for 4" Wide LP2844</b>			
<b>Labels for direct thermal only</b>			
4"W x 2.5"H direct thermal label rolls case of (6)	20 lb	4478M	146.00
4"W x 4"H direct thermal label rolls case of (12)	20 lb	3710M	322.00
4"W x 5"H direct thermal label rolls case of (12)	20 lb	1538M	342.00



LP 2844

# Bar Code

## Ovation! 2 Bar Code Label Printer

Thermal transfer and direct thermal. RS232 and parallel interface. High quality 203 dpi resolution. Prints 2" per second. 4.16" maximum print width. Prints code 39, interleaved 2 of 5, Code 128 (subsets A, B and C), Codabar, UPC-A, UPC-E UPC 2 & 5 digit addendums, EAN-8, Ean-13, Code 93, UCC/EAN Code 128, Postnet, PDF417, Code 128 MOD 43, and UPS Maxicode. Comes with Windows driver. Dimensions, 8.8"W x 10.1"D x 6.2"H. 115VAC 50/60 Hz.

Part Number	Weight	Stock	Price C
Ovation! 2 direct thermal label printer	7 lb	4133	\$ 795.00
Ovation! 2 thermal transfer label printer	7 lb	4134	845.00
<b>Options</b>			<b>C</b>
Interface cable 6' to PC	1 lb	4135	49.00



Ovation! 2

## Prodigy Plus & Prodigy Max Bar Code Label Printer

Service parts only for Prodigy thermal transfer and direct thermal.

Part Number	Weight	Stock	Price C
<b>Service Parts</b>			<b>C</b>
Print head for Prodigy Max & Plus	1 lb	490	\$ 454.55
Service Manual for Prodigy Plus	1 lb	3781	95.00



Prodigy Plus  
Bar Code printer  
Thermal transfer and  
direct thermal



Prodigy Max  
Bar Code printer  
Thermal transfer and  
direct thermal

Prices are subject to change without notice. Please call for current prices.


Other items are available from the manufacturers, please call for prices.

99 Reagent Lane  
Fair Lawn NJ 07410  
201-797-2718 \* 800-631-0347

 **Totalcomp**  
Components

www.totalcomp.com  
Fax 201-797-2287  
Toll Free Fax 888-797-2288

# Bar Code



232CL4

## Serial to 20ma current loop converter

This adapter allows RS232 input printers to be used with indicators that have only 20 ma serial output. RS232 side has 25 pin connector and 20ma serial side has terminal blocks. If the 20ma loop needs a power supply to make it active, use the optional power supply. 2"W x 2.5"D x 0.6"H.

Part Number	Weight	Stock	Price C
232CL4 Converter RS232/20ma & 20ma/RS232	1 lb	3274	\$ 208.00
<b>Options</b>			<b>C</b>
232PS2 Power supply for 20ma active	1 lb	3275	36.00





## CBM-910 Palm sized Printer

Light weight, palm sized dot matrix roll paper printer. Desktop or wall mountable. Ultra compact and perfect for a wide array of applications. Paper near end detection. AC power adapter included. 4.17"W x 7"D x 3.5"H

Part Number	Weight	Stock	Price A
CMB-910 Ticket printer	2 lb	7426MB	\$ 495.00
<b>Options</b>			<b>A</b>
80251932 Roll paper	1 lb	7427	15.00
80251933 Ink ribbon	1 lb	7428	44.00
80500570 RS232 Cable & adapter, Voy/Exp	1 lb	7429MB	155.00
80252571 RS232 Cable & adapter, Disc/Pion/MB	1 lb	7430	155.00
80252573 RS232 Cable & adapter, CD Troop	1 lb	7431	155.00
80252574 RS232 Cable & adapter, CW/CKW/T	1 lb	7432	172.00
80251934 adapter	1 lb	7433MB	27.00



CBM-910



## TYJ-360-D Tape Printer, serial input

Dot matrix tape printer. 30 column. RS232 input. 12 VDC operation for use on mobile equipment such as vans or trucks. Uses standard adding machine tape 2-1/4" wide with diameter 2-3/8". Plastic lid protects roll paper. Baud rates 2400, 9600, 19,200, 115,200, none/odd/even parity, 7/8 data bits 1 stop bit, X-ON/X-OFF protocol. Power On/Off switch, FEED key, ON LINE key. 12 VDC, 5 watts, 4.5"W x 6.5"D x 3.5"H. Buy AC adapter separately.

Part Number	Weight	Stock	Price C
TYJ-360-D Ticket printer, 12VDC	5 lb	4570	\$ 427.00
<b>Service Parts</b>			<b>C</b>
WP:PP137 Roll paper, pack of 5	1 lb	1596M	25.70
ET:ERC-09 ink ribbon *	1 lb	2751	18.80
* Also used in Toledo SQC-14, NCI 1220 and Weightronix WP-223, 230, 231, 233			
<b>Option</b>			<b>D</b>
AC adapter 100-240VAC/12VDC	1 lb	6362MB	23.80



TYJ-360-D

Prices are subject to change without notice. Please call for current prices.

Other items are available from the manufacturers, please call for prices.

99 Reagent Lane  
Fair Lawn NJ 07410  
201-797-2718 \* 800-631-0347

**Totalcomp**  
Components

www.totalcomp.com  
Fax 201-797-2287  
Toll Free Fax 888-797-2288

# Printers



## SP298 Ticket Printer - Star



SP298

42 column dot matrix ticket printer will accept RS232 input. Has 512 byte data buffer. 9 pin shuttle impact dot matrix. Print speed 3.1 lines/sec. Max paper thickness 0.2mm Original and 2 copies. One color cartridge ribbon. Characters are 1.2 x 2.42mm, 42 characters/line, 16.9 CPI. Order mating connector DB25P separately. 115/230VAC 50/60 Hz, 15 watts, 180 x 190 x 138mmH.

Part Number	Weight	Stock	Price C
SP298 Ticket Printer w/power supply	8 lb	3282	\$ 558.00

### Service Parts

	Weight	Stock	Price C
SP298 Printer w/o power supply	6 lb	3283	451.00
Power supply 100-240VAC to 24VDC 2A w/power cord	2 lb	2224M	83.95
RC200B Ink ribbon cartridge, black for SP200, SP298, SP500, SP700	1 lb	2887	9.90

## GODEX



Z X1300i

Part Number	Weight	Stock	Price C
Z x 1300i printer w/ rewind.	28 lb	653	\$ 950.00

## DATAMAX DPT Printer



I-4212E/203

Part Number	Weight	Stock	Price C
1-4212E-203	28 lb	686	\$ 1,808.00

## DATAMAX M-Class Mark II



DMX-M-4000

The M-Class is a perfect solution for warehouse, healthcare, logistics or retail applications. The modular design of the M-Class makes maintenance and part replacement easy, and the flexible design allows a variety of options to be upgraded in the field. With an easy-to-navigate LCD graphics display for menu and printer function control, it is designed for any level of user. Support of UHF or HF RFIP configurations for current or future requirements protects your printer investments. The high quality features, performance, and rugged reliability make the M-Class II the best value of any printer on the market. Dimensions are 10.21" H x 10.10" W X 18.19" D (249mm H x 257mm W x 462mm D)

Part Number	Weight	Stock	Price C
DMX-M-4206 Thermal Prime	28 lb	679	\$ 950.00

Prices are subject to change without notice. Please call for current prices.

Other items are available from the manufacturers, please call for prices.

# Printers

## TM-U295 Ticket Printer - Epson

35 column dot matrix ticket printer will accept RS232 input, Has 4K data buffer. 7 pin shuttle impact dot matrix. Print speed 2.1 lines/sec. Max paper thickness 0.35mm. One color cartridge ribbon. Characters are 1.6 x 2.9mm, 35 characters/line, 13.5 CPI, 2.6" print line. Order mating connector DB25P separately. 115/230VAC 50/60 Hz, 15 watts, 180 x 190.5 x 101.5mmH.

Part Number	Weight	Stock	Price C
TM-U295 Ticket Printer w/power supply	8 lb	2225	\$ 565.00

### Options

4 ft cable to indicator, assembled w/connector	1 lb	710M	80.00
Additional serial cable per foot	1 lb	711M	1.50
TPC time & date printer controller (RS232 input)	5 lb	265M	714.00
12 V battery converter to operator printer w/12 V battery	1 lb	2415	172.00

### Service Parts

ERC-27 Ink ribbon cartridge, purple	1 lb	2223	20.20
ERC-27 Ink ribbon cartridge, black	1 lb	7162	12.90

Also used in the following printers:

Fairbanks	50-3930
GSE	Syntest
Toledo	8807

TM-U295 Printer w/o power supply	6 lb	2222	480.00
Power supply 100-240VAC to 24VDC 2A w/power cord	2 lb	2224M	83.95



TM-U295

## TM-U590 Ticket Printer - Epson

88 column dot matrix ticket printer with RS232 input. Has 4K byte data buffer. 9 pin shuttle impact dot matrix. Print speed 311 char/sec. Max paper thickness 0.3mm. Original and 4 copies. One color cartridge ribbon. Characters are 1.3 x 3.1mm and 1.6 x 3.1mm, 12.5 and 16.7 CPI. Order mating connector DB25P separately. 120VAC 50/60 Hz, 43 watts, 9.9"W x 10.5"D x 7.3"H.

Part Number	Weight	Stock	Price C
TM-U590 Ticket Printer w/power supply	13 lb	2546	\$ 945.00

### Service Parts

ERC-31 Ink ribbon cartridge, purple	1 lb	2729	19.70
Power supply 100-240VAC to 24VDC 2A w/power cord	2 lb	2224M	83.95



TM-U590  
Ticket printer

Prices are subject to change without notice. Please call for current prices.

Other items are available from the manufacturers, please call for prices.

99 Reagent Lane  
Fair Lawn NJ 07410  
201-797-2718 \* 800-631-0347

 **Totalcomp**  
Components

www.totalcomp.com  
Fax 201-797-2287  
Toll Free Fax 888-797-2288

# Printers

## DATAMAX<sup>®</sup>



I-4208

### I-4208 Printer - Datamax

Direct thermal, optional thermal transfer printer. Die-cast aluminum frame. Metal construction, clear side window to easily monitor media supply levels. Keys are: PAUSE, FEED, CANCEL, MENU, TEST. Ten alphanumeric fonts. Fonts expandable vertically and horizontally up to 24x, fonts and graphics can be printed in four directions: 0, 90, 180, 270 deg. .PCX, .BMP, .IMG graphic files supported. Data Programming Language(DPL). Dual locking printhead. Auto-resetting board fuses. Split ribbon supply hub. Improved fanfold capability. Color coded component cues. Flash memory. RS232C and Centronics Parallel ports included for host communication. 32 bit processor with 8MB of memory. Accelerated formatting and fast first label outputs. Resolutions up to 600 dpi. Print speeds up to twelve inches per second. Windows driver used for creating label formats using any Windows based program. Centronics Parallel port, IEEE 1284 compliant. RS232 at 2,400 to 38,400 BPS, optional Ethernet, USB and Twin/Coax. 120 VAC, 47/63 Hz. 12.70"H x 12.62"W x 18.60"D

Part Number	Weight	Stock	Price C
I-4208 Printer	45 lb	6776	\$ 1,784.00
I-4208 Printer w/ Rewind	45 lb	6777	1,994.00
I-4208 Printer w/ Rewind/Peel/Present	45 lb	6778	2,153.00

#### Options

Datamax Peel/Present mechanism	1 lb	6779	245.00
--------------------------------	------	------	--------

#### Service Parts

PHD20-2181-01 printhead I4206 + I4208	1 lb	4139	496.00
PHD20-2278-01 printhead I4212	1 lb	5480	642.00

Jul  
↓

## DATAMAX<sup>®</sup>



SSI-ICLASS-203Q

### 4206, 4208, 4212 Printer Parts - Datamax

Service parts only.

Part Number	Weight	Stock	Price C
SSI-ICLASS-203Q Print head for 42xx	1lb	4139	\$ 339.00
PHD20-2278-01 Datamax printhead	1 lb	5480	500.00
DPR78-2902-01 display board	1 lb	3253	198.00
DPR32-2674-01 cable front panel	1 lb	3254	43.00



## TRANSCCELL TECHNOLOGY, INC.

### MP-20 Printer

Direct thermal printer for roll paper 2" wide or labels 2" x 2". RS232 input 9600 baud power 9VDC, 2.8A. 4.72"W x 3.62"H x 6.77"L.

Part Number	Weight	Stock	Price C
MP-20 printer	6 lb	5482	\$ 262.50

#### Service parts

Roll paper, thermal, 2"W (10)pk	2 lb	5504	32.85
Labels, thermal, 2" x 2" (10)pk	2 lb	5729	97.40



MP-20

Prices are subject to change without notice. Please call for current prices.

Other items are available from the manufacturers, please call for prices.





## STP-103 Compact Thermal Printer

Light weight, compact thermal printer. Never needs a printer ribbon. Easy paper loading. Paper near end sensor. AC power adapter included. 3.9"W x 7.5"D x 3.5"H

Part Number	Weight	Stock	Price A
STP-103 Compact thermal printer	2 lb	7419MB	\$ 622.00
<b>Options</b>			<b>A</b>
80251931 Thermal paper	1 lb	7420	16.00
80252580 RS232 Cable & adapter, Voy/Exp	1 lb	7421	155.00
80252581 RS232 Cable & adapter, Disc/Pion/MB	1 lb	7422	155.00
80252583 RS232 Cable & adapter, CD Troop	1 lb	7423	155.00
80252584 RS232 Cable & adapter, CW/CKW/T	1 lb	7424	172.00
12120799 SF40A Roll Paper 2/pk	1 lb	5230	14.00
12120798 SF40A Ink ribbon	1 lb	5232	44.00
12122603 SF40A Cable kit Disc/MB/Pion/Troop	1 lb	5244	155.00
80500552 SF40A Cable kit CW/CKW/T	1 lb	5253	142.00
12120762 SF40A Power supply	1 lb	5287	21.00



80251992



## SF40A - Impact Printer

Multi-language printing in 13 languages. Print speed is 1.2 lines per second. Status indicator, 40 characters per line, compatible with continuous label paper, perform zero and tare operations directly from printer. Date and time. Equipped with statistics and totalization modes that provide additional functionality that is of use to your weight determination and reporting process. RS232 with GLP/GMP data output can help meet traceability and compliance requirements. 12VDC, 2.5 A. 5.5"W x 8.7"D x 2.95"H.

Part Number	Weight	Stock	Price A
SF40A	2 lb	1754MB	\$ 760.00



SF40A

Prices are subject to change without notice. Please call for current prices.

Other items are available from the manufacturers, please call for prices.

99 Reagent Lane  
Fair Lawn NJ 07410  
201-797-2718 \* 800-631-0347

**Totalcomp**  
Components

www.totalcomp.com  
Fax 201-797-2287  
Toll Free Fax 888-797-2288

# Printers



CBM-910II

## CBM-910II Dot-matrix printer - Citizen

Palm size dot-matrix printer. RS232 input 4800, 9600 baud, 8 bits, 2 stop bits. Paper end sensor. Bit image graphics. 24 column print width at 5 lines per second. 2K bytes input buffer. 8 data bits. Dimensions, 4.2"H x 7.1"W x 3.5"D. 115VAC 50/60 Hz.

Part Number	Weight	Stock	Price C
CBM-910II Tape Printer w/power supply	5 lb	3417	\$ 350.00

### Options

4' custom interface cable	1 lb	710M	80.00
---------------------------	------	------	-------

### Service Parts

C-0843-3 Ink ribbon cartridge, purple	1 lb	3782	18.30
1 ply roll paper 2.25" wide, case of (50)	1 lb	3783	78.10

## iDP-3550 Roll paper tape printer - Citizen

Service parts only for iDP-3550 printer.

Part Number	Weight	Stock	Price C
<b>Service Parts</b>			
IR-61RB ink ribbon cartridge for iDP-3535	1 lb	130	14.00
P3.001 roll paper 3" wide, case of 50 rolls	50 lb	131	139.00



iDP-3550

## iDP-562 Service parts only - Citizen

Service Parts only for iDP-562 printer.

Part Number	Weight	Stock	Price C
<b>Service Parts</b>			
6N721-6 ink ribbon cartridge for iDP-562	1 lb	690	\$ 16.90
P2.75-1 roll paper 2.75" wide	1 lb	691	3.50

Prices are subject to change without notice. Please call for current prices.

Other items are available from the manufacturers, please call for prices.



## TM-U220 Roll Paper Tape Printer - Epson

Dot matrix tape printer has friction feed drive and will print on paper 3" wide with max dia 3 1/4". Has 1K data buffer. Includes separate 120 VAC power supply to provide the smallest printer size. RS232 input, 4800, 9600 baud rates only, bidirectional printing, 40 columns at 13.4 CPI, character size 1.2 x 3.1mm, 6 lines/inch, 3.5 lines/sec. \* Order DB25P input connector separately \*. 120 VAC 50/60 Hz, 43 watts, 5 lb, 180 x 248 x 133mmH, 7" x 9.8" x 5.2"H.

Part Number	Weight	Stock	Price C
TM-U220 Tape Printer w/power supply	10 lb	2219	\$ 385.00

### Options

DB-25P Input connector	1 lb	631M	20.00
4 ft cable to indicator, assembled w/connector	1 lb	710M	80.00
Additional serial cable per foot		711M	1.50

TPC time & date printer controller (RS232 input)	5 lb	265M	714.00
12 V battery converter to operator printer w/12 V battery	2 lb	2273	200.00

### Service Parts

ERC-30 Ink ribbon cartridge for TM-U220 and SRP-270	1 lb	1839M	17.10
Power supply 100-240VAC to 24VDC 2A for TM-U220 w/power cord	3 lb	5709	87.20
1 ply roll paper 3" x 3" dia	1 lb	2221	4.60
2 ply roll paper 3" x 3" dia	1 lb	2228	6.80

### Service Parts for old Model TM-U200

Power supply 100-240VAC to 24VDC 2A for TM-U200 w/power cord	3 lb	2224M	83.95
--	------	-------	-------

### Service Parts for old Model TRP265

ERC-23 Ink ribbon cartridge for TRP-265	1 lb	2220	16.90
---	------	------	-------



TM-U220

## SRP-270 Roll paper tape printer - Samsung

Dot matrix tape printer has friction feed drive and will print on paper 3" wide with max dia 3-1/4". Has 6K data buffer. Includes separate 120 VAC power supply to provide the smallest printer size. RS232 input, 7 or 8 data bits, 2400, 4800, 9,600, 19,200 baud rates only, bidirectional printing, 40 columns at 13.4 CPI, character size 1.2 x 3.1mm, 3.2 lines/sec. Order DB25P input connector separately. 120 VAC 50/60 Hz, 25 watts, 177W x 277D x 141mmH.

Part Number	Weight	Stock	Price C
SRP-270A Tape Printer w/power supply	10 lb	3208	\$ 305.00
SRP-270C Tape printer w/power supply & auto-cutter	6 lb	3712	349.00
SRP-270D Tape printer w/ps, take-up spool & auto-cutter	7 lb	3713	371.00

### Options

TPC time & date printer controller (RS232 input)	5 lb	265M	714.00
4 ft cable to indicator, assembled w/connector	1 lb	710M	80.00
Additional serial cable per foot		711M	1.50

### Service Parts

ERC-30 Ink ribbon cartridge for TM-U220 and SRP-270	1 lb	1839M	28.30
Use roll paper for Model TM-U200			

### Service Parts (Old SPR-200)

Ink cartridge for SRP-200 printer	1 lb	4039	11.00
AC-1000A Power supply for SRP-200 series	3 lb	1707	30.00



SRP-200

Prices are subject to change without notice. Please call for current prices.

Other items are available from the manufacturers, please call for prices.

99 Reagent Lane  
Fair Lawn NJ 07410  
201-797-2718 \* 800-631-0347

 **Totalcomp**  
Components

www.totalcomp.com  
Fax 201-797-2287  
Toll Free Fax 888-797-2288

# A&D

A&D WEIGHING DIVISION



AD-1192

## AD-1192 Compact Printer

Compact, palm sized, light weight. High speed printing. Paper near end detection function. Balance and scale data. Weighing slips. Dot matrix printing method. Uses standard 2-1/4" paper. 1.8 lines/second print speed. 2.4mm high characters. Uni-directional printing. RS232C interface. Low power consumption. Wall mountable. Power cord included. Connecting cables not included. 4.2"W x 7.5"D x 3.5"H.

Part Number	Weight	Stock	Price C
AD-1192 Printer	2 lb	4833	\$ 476.00

### Service Parts

Part Number	Weight	Stock	Price C	A
WD-PP137 Roll paper pack of 5	1 lb	1596M	13.00	
AD-1192-1 Ribbon	3 lb	4834	31.00	
AD-1192-2 Power cord	1 lb	4835	64.00	
KO:1131 RS232 Cable, 25 pin to 25 pin	1 lb	221	42.00	
KO: WW9/25 RS232 Interface cable	1 lb	4836	47.00	
KO: WW25/7 RS232 Interface cable	1 lb	4837	45.00	

# A&D

A&D WEIGHING DIVISION



AD-8127

## AD-8127 Multi Function Printer

The AD-8127 multi printer is compatible with and A&D electronic balance, scale, counting, moisture analyzer and/or weighing indicator. Use of dot matrix allows for records to be stored for long periods of time. Can be easily transported due to its light weight and compact size. With RS232 or current loop interface inputs. Built in clock display. The liquid crystal display provides easy conditions confirmation and settings of the printer. Weighing data can be printed without touching the balance by pressing the key switch. 6.85"W x 5.55"D x 3.42"H

Part Number	Weight	Stock	Price C
AD-8127 multi function printer	3 lb	202	\$ 850.00
AX-ERC-22B ink ribbon	1 lb	203	150.00

# A&D

A&D WEIGHING DIVISION

## AD-8115 Ticket Printer - Service Supplies

Service Parts for Model AD-8115 Ticket Printer

Part Number	Weight	Stock	Price C
ERC-03 Ink cartridge *	1 lb	42	\$ 15.40

\* Also used in Sterling 1100

# A&D

A&D WEIGHING DIVISION

## A & D Printer - Service Supplies

Service Parts for Model AD-8118/AD-1191 Printer

Part Number	Weight	Stock	Price C
ET:ERC-P09 ink ribbon	1 lb	71	\$ 55.70



A&D WEIGHING DIVISION

## AD-8121 Multi-Function printer - A&D

This printer is built for A&D Electronic Balances, Counting Balances, Platform Scales & Weighing Indicators(except the AD-4321). It prints charts and offers a full range of statistical functions on either AC or battery power. Serial impact dot matrix printing for superior readability. 5x7 dot, 0.1"H, 16 characters per line, 1 line/second. Uses 45mm wide 65mm dia 50m long roll of printer paper. A full range of statistical functions: Weight data, Total weight data, Counting data, Total counting data, Number of operations, Standard deviation, Chart, Year, Month, Date, Hour, Minute and Second. Interval printing with built-in Timer/Clock function: 5s, 10s, 30s, 1m, 5m, 10m, 30m. Charting selectable to show change in weight, interval time, Start time and Stop time. Battery operation permits use anywhere. Includes AC adapter. Desk top mounting for convenience. Input is RS232 or 20 ma current loop serial at 600 or 2400 baud. Includes RS232 cable, roll paper, (4) alkaline batteries, manual.



AD-8121

Part Number	Weight	Stock	Price C
AD-8121 Multi-Function Printer	5 lb	1974M	\$ 891.00
<b>Options</b>			
KO:1080-100 Current loop cable	1 lb	1989	60.00
<b>Service Parts</b>			
WP:PP143 Roll paper, 2-5/8"dia x 1-3/4"wide, pack of 5 for AD-8121	2 lb	1990	13.00
ET:ERC-P05 Ink ribbon for AD-8121	1 lb	1991	20.00
TB:174 Adapter 120VAC-DC	1 lb	4611	43.00

## 186 Printer - Okidata

Versatile dot matrix printer will handle loose pages, roll paper or fanfold pin feed forms. Sprocket pins are spaced 9" apart. Multiple copies with adjustable head. Centronics interface. IBM compatible, Optional RS 232C with adjustable baud rate will support X-on/X-off.

Part Number	Weight	Stock	Price C
186 Okidata Printer	13 lb	72	\$ 488.00
RS 232C Interface	1 lb	1637	151.00
<b>Service Parts</b>			
Ink cartridge	1 lb	788	18.80
Print head for 182	1 lb	1638	175.00



186

## 320 Printer - Okidata

Heavy duty high speed dot matrix printer. Optional RS 232C.

Part Number	Weight	Stock	Price C
320 Okidata turbo dot matrix printer	10 lb	1567	\$ 615.00
<b>Options</b>			
RS 232C Interface	1 lb	1568	135.00



320

Prices are subject to change without notice. Please call for current prices.

Other items are available from the manufacturers, please call for prices.

99 Reagent Lane  
Fair Lawn NJ 07410  
201-797-2718 \* 800-631-0347

**Totalcomp**  
Components

www.totalcomp.com  
Fax 201-797-2287  
Toll Free Fax 888-797-2288

# Printers



99 003 376 Ribbon

## 543 Tape Printer - Hecon

Service parts only for 543 Hecon tape printer.

Part Number	Weight	Stock	Price C
<b>Service Parts</b>			
99 003 376 ink ribbon, black	1 lb	706	\$ 12.10



R05-101-03 Ribbon

## 250, 260 & 1200 Printers - Control Logic

Service parts only

Part Number	Weight	Stock	Price C
<b>Service Parts</b> for Model 250 Ticket Printer			
R05-101-03 ink ribbon, purple	1 lb	1613M	\$ 14.00
Print/Tare switch assy w/connector	1 lb	1628	25.00
Switch alone, solder tabs	1 lb	1629	9.00

**Service Parts** for Model 260 Tape Printer

S-311 ink ribbon, black, 1 Red	1 lb	1631	12.10
Print/Tare switch alone, solder tabs	1 lb	1629	9.00
Roll paper tape, 3" wide, 1 ply, 3" diameter, case of (50)	1 lb	1633	97.70

**Service Parts** for Model 1200 Ticket Printer

S-667-P ink ribbon, purple	1 lb	1613M	14.00
----------------------------	------	-------	-------




694TM Ribbon

## Matrix II printers - Fargo

Service parts only.

Part Number	Description	Weight	Stock	Price C
694TM Ink ribbon	Matrix II ticket	1 lb	713	\$ 10.00
Also used in the following printers:				
Eaton 7000,7040	Fairbanks 152			
Electroscale 330, 331	Toledo 8805			

C-0864 Ink ribbon	SP-2000, 2000 ticket	1 lb	1615	52.10
Also used in the following printers:				
Sterling 1500				
Weightronix WP-240				



C-0864 Ribbon

Prices are subject to change without notice. Please call for current prices.

Other items are available from the manufacturers, please call for prices.

# Printers

## Ticket Printer - Toledo

Ink cartridge ribbon 115534300A for Toledo Printer Model 8806  
7/16" x 12 yds purple matrix.

Part Number	Description	Weight	Stock	Price C
<b>Old style</b>				
C-0692 (255)	Ink ribbon	1 lb	724	\$ 37.60
Also used in the following printers:				
Cardinal	740	General	TP-110	
Eaton	4000	NCI	5787	
Fairbanks	50-3925	Weightronix	WA-220	
Flexweigh	DHP4000			

**New style** with plastic ribbon guides

C-0692-5 (257)	Ink ribbon	1 lb	704	42.60
----------------	------------	------	-----	-------

In an emergency, the new style ink ribbon cartridge can be used with the old style Toledo 8806 printer. The new style plastic guides can be removed by snapping them off. The new style ink ribbon without the guides is the same as the old style EC867 ink ribbon and will work with the old style Toledo 8806 printer.

Ink ribbons and cartridges for other makes and models of printers are available.



C-0692



C-0692-5

## 150/152 Ticket printer Serial input - Industrial Data Systems

Service parts only

Part Number	Weight	Stock	Price C
<b>Service Parts</b>			
S-667-P Ink ribbon for 150/152 Ticket	1 lb	1613M	\$ 20.20

## Ticket Printer - Toledo

Ink cartridge ribbon for Toledo Printer Model 8857  
7/16" x 12 yds purple matrix.

Part Number	Description	Weight	Stock	Price C
229B	Ink ribbon, black	1 lb	703	\$ 28.30



229B

Prices are subject to change without notice. Please call for current prices.

Other items are available from the manufacturers, please call for prices.


99 Reagent Lane  
Fair Lawn NJ 07410  
201-797-2718 \* 800-631-0347

 **Totalcomp**  
Components

www.totalcomp.com  
Fax 201-797-2287  
Toll Free Fax 888-797-2288



# J Box




SJC-4

## SJC-4 Card only with Excitation Trim

Circuit card is arranged for parallel summing of 2 to 4 load cells. Ideal for making corner sensitivity adjustments for scales. Convenient, lugless connections for load cell and readout. Two pots provided for each load cell to minimize interaction between span trimming and zero shift. Separate terminal block for each cable. Internal connection of sense to excitation leads. Common shield connection provided for each cable. Low resistance (10 ohm), 20 turn pots for good resolution.

Size 3.5"W x 0.5"H x 4.5"L

Part Number	Weight	Stock	Price D
SJC-4 Summing card only	1 lb	461	\$ 176.00




J-Box

## J-box with Excitation trim - UniBridge

Compact, **stainless steel** junction box with summing card. Box is 9.5"L x 2.5"W x 2.5"H. Card is 6.5"L x 1.5"W x 1.25"H. Up to four cells will be summed. Two cable strain reliefs.

Part Number	Weight	Stock	Price C
J-box w/summing card UniBridge	4 lb	998	\$ 660.00
J-box only w/o card UniBridge (1.8 lb)	3 lb	997	460.00
Summing card only (4 cell) UniBridge	1 lb	996	200.00

Summing Card



TJB61 9.5"L x 4.375"W x 1.5"H

## TJB61 Summing box with Card - Totalcomp

**Stainless steel** enclosure. The 61 and 62 Summing Card is 1-3/8" x 5-3/4". It has four 5 position terminal strips for load cell inputs and one 7 position terminal strip with internally jumped sense terminals for output to the instrument. Terminal strips are screw operated cage clamp design or optional lever type design.

Trimming of signal output is accomplished with four 25 turn trim pots with an operating temperature range of -55 to +125 degrees C. The board will sum 2 to 4 load cells and can be mounted with the four 11/16" mounting holes provided with a spacing of 2-1/2 x 3-1/2" on center.

Part Number	Size	Weight	Stock	Price C
TJB61 Summing box w/ card	9.5"L x 4.375"W x 1.5"H	1 lb	4593	\$ 177.90
SS-Enclosure only for TJB61	9.5"L x 4.375"W x 1.5"H	1 lb	4592	135.72
TJB62 Summing box w/ card	7.75"L x 2.5"W x 1.75"H	1 lb	3578	177.90
SS-Enclosure only for TJB62	7.75"L x 2.5"W x 1.75"H	1 lb	3579	135.72
Circuit card only for TJB61/TJB62	5.75"L x 1.375"W x 0.5"H	1 lb	4591	63.36



TJB62 7.75"L x 2.5"W x 1.75"H

Prices are subject to change without notice. Please call for current prices.

Other items are available from the manufacturers, please call for prices.





## Signal Trim Series 1200 Summing Junction Box

**Stainless steel** Nema 4 enclosure contains printed circuit card specifically designed to adjust each load cell span without effecting zero. One multiturn potentiometer per load cell shunts the output and two series output isolation resistors limit zero interaction. Terminal blocks are lever type that simplify wire connection. Strip the wire, push the lever, insert the wire and release the lever. Accepts wire size 26 to 14 AWG. One terminal block for each load cell and one terminal block for the indicator. Expansion terminal block is on models 1250, 1251 and 1260 for expansion to another summing box. Span adjustments is 3% for 350 ohm load cells; 5% for 700 ohm load cells. Corrosion proof nylon strain reliefs are provided for cable 0.197"-0.354" dia. Enclosure size is 6-1/2" x 8-3/8" x 1-3/4"H. Circuit card size is 4-7/8" x 6-3/4" x 5/8"H.

### Section Adjustment

1251, 1260, 1280, 12100 circuit cards have section adjust pots for ease in scale calibration. First the two cells in each section are matched, then the sections are matched with the additional section pots. Both cells in a section should have load cells. If one load cell is not wired to a section, resistors should be connected that have an equivalent resistance.

Part Number	# Cells	Weight	Stock	Price D
<b>Stainless Steel NEMA 4 enclosure w/summing card</b>				
1250-4-SS	2 to 4	4 lb	1007	\$ 428.00
1251-4-SS	2 to 4	4 lb	1051	455.00
1260-6-SS	5 to 6	4 lb	1008	509.00
1280-8-SS	7 to 8	5 lb	1009	536.00
12100-10-SS	9 to 10	5 lb	2955	589.00

### Summing card only

1250 Card only	2 to 4	1 lb	620	201.00
1251 Card only	2 to 4	1 lb	1049	227.00
1260 Card only	5 to 6	1 lb	622	254.00
1280 Card only	7 to 8	1 lb	624	281.00
12100 Card only	9 to 10	1 lb	667	353.00

### Stainless Steel NEMA 4 enclosure w/summing card w/surge protection


1250-4-SS-SP	2 to 4	4 lb	4229	550.00
1251-4-SS-SP	2 to 4	4 lb	4230	577.00
1260-6-SS-SP	5 to 6	5 lb	4231	631.00
1280-8-SS-SP	7 to 8	5 lb	4232	658.00
12100-10-SS-SP	9 to 10	5 lb	4233	711.00

### Summing card only w/surge protection

1250-SP Card only	2 to 4	1 lb	4234	322.00
1251-SP Card only	2 to 4	1 lb	4235	349.00
1260-SP Card only	5 to 6	1 lb	4236	376.00
1280-SP Card only	7 to 8	1 lb	4237	403.00
12100-SP Card only	9 to 10	1 lb	4238	475.00

### Enclosure without card


1250B/1251B Enclosure only w/(5) strain reliefs	4 lb	1310	254.00
1260B Enclosure only w/(7) strain reliefs	4 lb	1313	294.00
1280B Enclosure only w/(9) strain reliefs	4 lb	1314	321.00
12100B Enclosure only w/(11) strain reliefs	5 lb	2956	353.00



1250 card only




1250-4-SS



1260 card only




1260-6-SS



1280 card only



1280-8-SS



12100 card only



12100-10-SS

## Surge Protection spare parts

For use with 1250-SP Surge protection summing cards and boxes.

Part Number	Weight	Stock	Price C
GT-B675L Lumex tube surge protector	1 lb	575	\$ 10.70



GT-B675L  
Lumex Tube

Prices are subject to change without notice. Please call for current prices.


Other items are available from the manufacturers, please call for prices.

99 Reagent Lane  
Fair Lawn NJ 07410  
201-797-2718 \* 800-631-0347

**Totalcomp**  
Components

www.totalcomp.com  
Fax 201-797-2287  
Toll Free Fax 888-797-2288


# J Box



E250 card only




E250-4-SS



E260 card only




E260-6-SS



E280 card only



E280-8-SS



E2100 card only



E2100-10-SS

## E200 Signal Trim Economy Summing Junction Box

For the application that is not extreme with high pressure washdown, and does not require a rugged box that has large cables and is not submerged in dirt, mud and water. This series of summing junction box will perform adequately at a reasonable price. NEMA 12 stainless steel enclosure contains a component card designed to adjust each load cell span without effecting zero. One potentiometer per load cell shunts the output and two series output isolation resistors limit zero interaction. Section adjustment on E251, E260, E280, E2100 have potentiometers for ease in scale calibration. First the two cells in each section are matched and then the sections are matched with the additional section pots. Terminal blocks are screw type. One terminal block for each load cells and one for the indicator. Nylon strain reliefs for each load cell and indicator. Enclosure size 6-1/2" x 8-3/8" x 1-3/4"H. Card size 4-7/8" x 6-3/4" x 5/8"H.

Part Number	# Cells	Weight	Stock	Price D
<b>Stainless Steel NEMA 4 enclosure w/summing card</b>				
E250-4-SS	2 to 4	4 lb	7814	\$ 290.40
E251-4-SS	2 to 4	4 lb	7815	290.40
E260-6-SS	5 to 6	4 lb	7816	341.00
E280-8-SS	7 to 8	5 lb	7817	369.60
E2100-10-SS	9 to 10	5 lb	7818	466.40
<b>Summing card only</b>				
E250 Card only	2 to 4	1 lb	7819	147.40
E251 Card only	2 to 4	1 lb	7820	147.40
E260 Card only	5 to 6	1 lb	7821	187.00
E280 Card only	7 to 8	1 lb	7822	213.40
E2100 Card only	9 to 10	1 lb	7823	286.00
<b>Stainless Steel NEMA 4 enclosure w/summing card w/surge protection</b>				
E251-4-SS-SP	2 to 4	4 lb	7824	343.20
E260-6-SS-SP	5 to 6	5 lb	7825	378.40
E280-8-SS-SP	7 to 8	5 lb	7826	404.80
E2100-10-SS-SP	9 to 10	5 lb	7827	502.70
<b>Summing card only w/surge protection</b>				
E251-SP Card only	2 to 4	1 lb	7828	187.00
E260-SP Card only	5 to 6	1 lb	7829	224.40
E280-SP Card only	7 to 8	1 lb	7830	253.00
E2100-SP Card only	9 to 10	1 lb	7831	324.50
<b>Enclosure without card</b>				
E250B/1251B Enclosure only w/(5) strain reliefs		4 lb	7832	158.40
E260B Enclosure only w/(7) strain reliefs		4 lb	7833	158.40
E280B Enclosure only w/(9) strain reliefs		4 lb	7834	163.90
E2100B Enclosure only w/(11) strain reliefs		5 lb	7835	169.40

Oct

Prices are subject to change without notice. Please call for current prices.

Other items are available from the manufacturers, please call for prices.

# J Box

## CBS-40 Compact Summing Junction Box


Compact junction box with Signal trim for 4 load cells. Signal trim has one multiturn potentiometer per load cell that shunts the output and two series output isolation resistors that limit zero interaction. Optional Excitation trim is available. Excitation trim has one potentiometer per load cell in the excitation circuit for adjusting the load cell input voltage. Terminal blocks are lever type that simplify wire connection. Strip the wire, push the lever, insert the wire and release the lever. Accepts wire size 26 to 14 AWG. Five nylon strain reliefs are included for load cells & instrument cables. Two screws that hold the cover have drilled heads for lead and wire sealing. **Stainless steel** NEMA 4 box and gasketed lid for corrosion resistance. The small size of this box makes it a good replacement for low profile warehouse scales. In many cases the box will fit under the platform. 7" x 4.625" x 1.75"h, 2 lb.

Part Number	Weight	Stock	Price D
CSB-40 w/Signal trim	3 lb	1787	\$ 244.00
CSB-40E w/Excitation trim	3 lb	2434	244.00
CSB Summing card only, signal trim	1 lb	1584	148.00
CSB-E Summing card only, Excitation trim	1 lb	285	148.00

Oct  
↓



CSB-40  
Summing box



CSB Summing card only

## Nikkei Summing Junction Box

Compact junction box with Signal trim for 4 load cells, plus external ground connectivity bolt. Signal trim has one multiturn potentiometer per load cell that shunts the output and two series output isolation resistors that limit zero interaction. Optional Excitation trim is available. Excitation trim has one potentiometer per load cell in the excitation circuit for adjusting the load cell input voltage. Terminal blocks are lever type that simplify wire connection. Strip the wire, push the lever, insert the wire and release the lever. Accepts wire size 26 to 14 AWG. Five nylon strain reliefs are included for load cells & instrument cables. Two screws that hold the cover have drilled heads for lead and wire sealing. **Stainless steel** NEMA 4 box and gasketed lid for corrosion resistance. The small size of this box makes it a good replacement for low profile warehouse scales. In many cases the box will fit under the platform. 7" x 4.625" x 1.75"h, 2 lb.

Part Number	Weight	Stock	Price D
NJB-4-SS w/ signal trim	2 lb	4839	\$ 215.00
NJBE-4-SS w/ excitation trim	2 lb	4840	215.00



NJB-4-SS



NJB-4-SS  
Summing Box w/ Internal view


**NEW**

## Anyload Summing Box 12 cell

Stainless steel, 2-12 cell, excitation trim, section trim, 7.8" x 6.9" x 1.8"h, 3 lb.

Part Number	Weight	Stock	Price C
J12ES w/ signal trim, section trim	2 lb	1751	\$ 325.00

Nov  
↓



J12ES  
Summing box

Prices are subject to change without notice. Please call for current prices.


Other items are available from the manufacturers, please call for prices.

99 Reagent Lane  
Fair Lawn NJ 07410  
201-797-2718 \* 800-631-0347

**Totalcomp**  
Components

www.totalcomp.com  
Fax 201-797-2287  
Toll Free Fax 888-797-2288

# J Box



**Stainless Steel Junction Box**

## Coti Global Sensors MANUFACTURING


**Weighing Products Worldwide**

### SS-334/45 Stainless Steel Summing Junction Box


The load cell summing junction boxes are intrinsically safe for Class I, Division 1, Groups A-D and intrinsically safe for Class I, Zone 0, Group IIC and intrinsically safe for Class I, Division 1, Groups C and D and intrinsically safe for Class I, Zone 0, Group IIB.

Part Number	Weight	Stock	Price C
SS-34AS	2 lb	8088	\$ 215.00
SS-34AE	2 lb	8089	215.00
SS-45AS	2 lb	8090	305.00
SS-45AE	2 lb	8091	305.00

34 is standard  
45 has electrical surge protection  
S= signal trim  
E= Excitation trim



**SS-34AS  
4 Cell Signal Trim**



**SS-45AS  
4 Cell Section Signal Trim**



### TRANSCCELL TECHNOLOGY, INC.

#### JB-FI Junction Box - Transcell

Load cell summing junction box for up to 4 load cells. ABS inclosure, Signal trim.  
6" x 4" x 2".

Part Number	Weight	Stock	Price C
JB-FI W/PG7	2 lb	6647	\$ 128.00

**JB-FI W/PG7**



Prices are subject to change without notice. Please call for current prices.

Other items are available from the manufacturers, please call for prices.




## J Box

### Summing Card for floor scales

Replacement part for use in floor scales. Includes velcro mounting tape for attaching to junction box cover. Excitation trim with one potentiometer for each load cell. Screw terminals for secure wire connections. Dimensions 1" x 4.5" x 0.75"

Part Number	Weight	Stock	Price C
10500 Summing Card excitation trim	1 lb	682	\$ 91.00



10500  
Summing Card replacement


### IDS950 Stainless Steel Compact Summing Junction Box

Stainless steel summing box with signal trim card inside replacement summing box for LP7620 floor scale suming box. Box is rubber gasketed for corrosion resistance. Summing Junction Box size: 6"L x 4.5"W x 1.375"H with screw terminals. 4 x 10 turn potentionmeters for load cell adjustments. 4 slotted mounting holes.

Part Number	Weight	Stock	Price D
IDS950-4 Summing Junction Box	1 lb	3942	\$ 100.00



IDS950-4  
Summing box



IDS950-4  
Signal Trim Card

# NEW

Sep

### HBM Junction Box

HBM's VKK1-4/VKK1R-4 junction box enables the parallel connection of up to four load cells in a 6-wire circuit. HBM's shielding design provides EMC-proofing under EN 45 501. The terminal boxes also allow the screen to be connected conventionally by means of the screen strands. Corner balancing via integrated resistor network Protection class IP65 acc. to EN60529 VKK1R-4 with stainless housing.

Part Number	Weight	Stock	Price C
VKK1-4A Junction Box 2-4 Cells	1 lb	916	\$ 229.00



VKK1

Prices are subject to change without notice. Please call for current prices.


Other items are available from the manufacturers, please call for prices.

99 Reagent Lane  
Fair Lawn NJ 07410  
201-797-2718 \* 800-631-0347

 **Totalcomp**  
Components

www.totalcomp.com  
Fax 201-797-2287  
Toll Free Fax 888-797-2288


# J Box



GS-JB-4-SS




GS-JB-4-FRP



GS-SC card only



DS-JB-4-SS



JB4SS



## GS-JB compact summing junction box - General Sensor

Extremely small junction boxes with Signal trim for 4 load cells. One multiturn potentiometer per load cell that shunts the output and two series output isolation resistors that limit zero interaction. Screw terminals simplify wire connection. Accepts wire size 26 to 14 AWG. Five nylon strain reliefs are included for load cells & instrument cables. Both boxes are NEMA 4X and gasketed for corrosion resistance. The GS-JB-4-SS is made of stainless steel and the GS-JB-4-FRP is made of fiberglass reinforced plastic. The small size of these boxes make them a good replacement for low profile warehouse scales. In many cases the box will fit under the platform. 7" x 4.625" x 1.75"h.

Part Number	Weight	Stock	Price D
<b>Signal trim</b>			
GS-JB-4-SS stainless steel	3 lb	4013	\$ 244.00
GS-JB-4-FRP fiberglass reinforced plastic	1 lb	4014	174.00
<b>Excitation trim</b>			
GS-JB-4-E-SS stainless steel	3 lb	4790	244.00
GS-JB-4-E-FRP fiberglass reinforced plastic	1 lb	4791	174.00
<b>Summing card only</b>			
GS-SC Sum card only, 4 channel, signal trim	1 lb	4015	93.00
GS-SC-E Sum card only, 4 channel, excitation trim	1 lb	635	93.00
<b>Enclosure without card</b>			
GS-JB-SS Enclosure only	1 lb	4047	201.00

Oct



## DS-JB compact summing junction box - Diamond

Extremely small stainless steel junction boxes with Signal trim for 4 load cells. One multiturn potentiometer per load cell that shunts the output and two series output isolation resistors that limit zero interaction. Screw terminals simplify wire connection. Accepts wire size 26 to 14 AWG. Five nylon strain reliefs are included for load cells & instrument cables. The small size of these boxes make them a good replacement for low profile warehouse scales. In many cases the box will fit under the platform. 7" x 5.5" x 1.25"h.

Part Number	Weight	Stock	Price D
<b>Signal trim</b>			
DS-JB-4-E-SS stainless steel	3 lb	32MB	\$ 100.00

## JB4SS Rice Lake summing box

**Stainless steel**, 4 channel, signed trim with expansion, W/PG7 cord grips for laod cells. Nema 4x, FM approved. 5.75" x 4.00" x 1.60"h.

Part Number	Weight	Stock	Price C
<b>Signal trim</b>			
JB4SS	2 lb	530	\$ 316.00

Prices are subject to change without notice. Please call for current prices.

Other items are available from the manufacturers, please call for prices.



Dec

## Fairbanks

Smart sectional controller. Multiplex and digitizing two analog load cells onto a multi-drop RS-485 bus. Each cell is provided with 6.3 VDC excitation voltage. the ouput is connected to its own load cell input circuit that contains a separate gain stage and analog filter circuits. The filtered outputs are multiplexed into the input of a 24 bit A/D converter that is monitored by a micro-processor, which controls the multiplex. applies additional signal processing such as digital filtering. The processed load cell signals are then available on the RS-485 bus via a special protocol. .

Part Number	Weight	Stock	Price D
26168 Smart Sectional Controller	4 lb	4112	\$ 593.00



Smart Sectional  
Controller

Prices are subject to change without notice. Please call for current prices.

Other items are available from the manufacturers, please call for prices.

99 Reagent Lane  
Fair Lawn NJ 07410  
201-797-2718 \* 800-631-0347

 **Totalcomp**  
Components

www.totalcomp.com  
Fax 201-797-2287  
Toll Free Fax 888-797-2288


a155



## Strain reliefs

Used to connect load cell cable to summing junction boxes or instrument enclosure. 1/2" hub size for 7/8" dia hole. Aluminum with rubber cable bushing, "O" ring gasket and locknut. Connector is installed with "O" ring gasket on outside of box for watertight fit. Lock nut holds from inside. Knurled collar compresses bushing around cable for watertight fit and relief of strain on cable inside box.

Part Number	Cable Diameter	Weight	Stock	Price C
CG-1250	0.125"-0.187"	1 lb	625	\$ 9.10
CG-1850	0.187"-0.312"	1 lb	626	9.10
CG-3150	0.312"-0.437"	1 lb	627	9.10



CG-1250


## Corrosion proof strain reliefs

Nylon strain relief with neoprene gland resists salt water, weak acids, gasoline, alcohol, oil, grease and common solvents. 1/2" hub size for 7/8" dia. hole. Sealing washer and lock nut.

Part Number	Cable Diameter	Weight	Stock	Price C
3231	0.170"-0.470"	1 lb	1010	\$ 7.10

### Service Parts

	Weight	Stock	Price C
Sealing Washer 1/2"	1 lb	1170	1.50
Lock Nut 1/2" electrical	1 lb	1171	0.50



3231

## Hole plug

Seals unused 7/8" dia. holes in summing junction box or instrument enclosure. Cover disk is gasketed with internal washer and wing nut for tight seal.

Part Number	Weight	Stock	Price C
AS050 epoxy painted steel	1 lb	194	\$ 12.20
AS050SS stainless steel	1 lb	414	23.00



AS050

## Conduit adapter

Mount on the cable fitting on Sensortronics Tank Mount and Truck load cells. The external 1/2" NPT will connect to standard conduit and adapters.

Part Number	Weight	Stock	Price C
30006-A Small conduit adapter	1 lb	348	\$ 22.00



30006-A

## International Wire Transfers

Beneficiary Bank Wells Fargo  
Beneficiary Bank Address 1266 Market St San Francisco CA 94102  
Beneficiary Bank Swift # WFBIUS6WFFX

Beneficiary Name ConnectOne Bank  
Beneficiary Address 301 Sylvan Ave Englewood Cliffs NJ 07632  
Beneficiary Customer # 4124911215

To Further Credit  
Customer Name Totalcomp Inc  
Customer Address 99 Reagent Ln Fair Lawn, NJ 07410  
Cust Account # xxxxxxxxxxxx

\* Please contact us for Customer Account #.

## Domestic ACH (Automated Clearing House)

Bank Name ConnectOne Bank  
Bank Address 301 Sylvan Ave Englewood Cliffs NJ 07632  
Bank ABA # 021213944

Beneficiary Name Totalcomp Inc  
Beneficiary Address 99 Reagent Ln Fair Lawn, NJ 07410  
Beneficiary Account # xxxxxxxxxxxx

\* Please contact us for Customer Account #.

## Tarjetas de Crédito

El despacho se hará el mismo día

Solo aceptamos VISA y MASTERCARD

Nota: Proveer siempre el número de cuenta y la Fecha de Vencimiento.

Estimado cliente tener en cuenta que: Mastercard y Visa cobran el 3.15% mas \$1.15 por transacción. Estos costos serán agregados a su factura.

## Con Cheque

Cheque de banco de USA o Money Order.

Despachamos cuando el cheque arribe a nuestras oficinas. Por ejemplo si lo envián por servicio courier como DHL o FedEx, el cheque llegaría en 2 ó 3 días a Totalcomp.

Cheque a nombre de: Totalcomp Inc

Enviarlo a: Totalcomp Inc.  
99 Reagent Ln  
Fair Lawn NJ 07410  
USA

## Cheque por fax/email

Agilizan sus ordenes de compras

En Totalcomp ahora tenemos el nuevo sistema de cheques por fax que permitira el despacho de los productos el mismo día. Tambien agiliza los pagos de facturas vencidas, y ahorra gastos de transferencia y de courier cuando envian un cheque a nuestras oficinas.

¿Como trabaja?

Ustedes consiguen un cheque de un banco local con nexos bancarios Norteamericanos en Dólares Americanos y lo envián vía fax a Totalcomp, con una autorización firmada por el dueño de la cuenta que diga lo siguiente:

Este cheque autoriza cargar a nuestra cuenta la suma de \$\_\_\_\_\_

Una vez que lo tengamos tomaremos el número de cuenta del cheque, el número de tránsito y el número MICR que identifica el banco original. Luego imprimimos un cheque con esos datos y lo depositamos normalmente. Esta transaccion es completamente legal y es permitida en los Estados Unidos.

Una vez que tengamos el cheque por fax podremos despachar el mismo día. Ustedes se ahorran los gastos de DHL, FEDEX, tranferencia, o cargos del 2.8% cuando pagan con Visa o MasterCard.

## Terms

Your choice of payment.

1. Check or money order with order.
2. Net 30 days for approved credit customers. If you desire a Totalcomp charge account, simply request a credit application with your next order (or at any time) and we will ship your order when your credit is approved.
3. C.O.D. will be delivered by UPS or Federal Express. They will collect total charges which will include merchandise, freight and handling.

Prices are FOB Fair Lawn, New Jersey or FOB Factory and are subject to change without notice. Orders will be filled with prices in effect at the date of shipment. Minimum order is \$20.00 excluding shipping charges.

## Stock

Your components will be shipped within 24 hours from when we receive your order. We normally carry an ample supply of every item on our stock shelf. It is very infrequent that our supply is depleted to zero due to unusual requests from our other customers.

## Shipping

- U.P.S. . . . . .Your order will be shipped U.P.S. whenever possible, unless you request a different method of shipment. Maximum 150 lbs per carton.
- U.P.S. 2nd day air . . . . .Air freight via U.P.S. It is a guaranteed 2-day delivery not including Saturday or Sunday.
- U.P.S. Next day air . . . . .Air freight via U.P.S. It is a guaranteed 1-day delivery not including Sunday.
- R.P.S . . . . .Roadway Parcel Service is similar to UPS with a maximum weight of 150 per carton.
- Express mail . . . . .Air freight via U.S. Postal Service. Guaranteed next day delivery not including Sunday.
- Air Freight . . . . .Air freight via Federal Express, Emery Express, AirBorne and other independent air cargo service. Normally next day service. Extra cost for Saturday delivery. No Sunday deliveries.
- Truck . . . . .When shipping load cells and other parts by truck specify shipping class as SCALES NOI CLASS 85.

## Warranty

Your Customer Warranty is the standard manufacturer's warranty, which is normally 1 year from date of shipment.

No prior return authorization is required.

Return to us the defective items. Enclose a note with the model number, serial number, invoice number and date of purchase and a brief description of defect.

Defective part will be forwarded to the manufacturer for evaluation. Customer will be advised of the status.

No credit will be issued unless offered by the manufacturer.

## Return Policy

All merchandise must be authorized prior to return. No return will be accepted without a **Return Authorization Number**, except for warranties.

If the wrong part was ordered:

1. A 20% restocking charge plus shipping charges will apply.
2. The merchandise being returned must be returned within 2 weeks of original shipping date.
3. The Merchandise being returned must be unused and received in new condition. If merchandise appears to have been used or received in poor or damaged condition, a refurbishing charge will be applied before credit is given.

If the wrong part was shipped:

1. The correct merchandise will be shipped at once.
2. Full credit will be issued upon return of incorrect merchandise.

## Damaged in Shipment

Merchandise that has been damaged in shipment must be reported to the freight carrier immediately.

Do not return the merchandise until after the freight carrier has inspected the damage. Keep all the original packaging material for the inspection. The freight carrier will not honor a claim for damage if the merchandise is not as you received it.

After the freight carrier has inspected the damage and has given us approval, we will give you a **Return Authorization Number**.

## Email

- sales@totalcomp.com
- purchasing@totalcomp.com
- accountspayable@totalcomp.com
- accountsreceivable@totalcomp.com

# Index

1-AD103C: 122, 123  
10500: 153  
1200: 146  
1250-4-EXP: 115  
1250-4-SS: 149  
17237: 88  
17250: 88  
180: 23  
186: 145  
190: 24  
190DC: 24  
200: 25  
201: 125  
204: 26  
205: 27  
210: 28  
210FE: 29  
2200: 38  
225: 30  
229B: 147  
232CL4: 136  
250: 146  
260: 146  
28990-SS: 50  
30006-A: 155  
311: 109  
320: 145  
3231: 155  
341: 109  
350: 44  
4058G: 123  
4206: 140  
4208: 140  
4212: 140  
4300M: 39  
433: 124  
437: 124  
440: 49  
460: 45, 124  
463: 124  
465: 45  
4800SA: 122  
543: 146  
57: 67  
694TM: 146  
7000XLM: 43  
72-N1: 70  
7400+: 55  
7400M: 40  
7500: 56  
7600: 58  
7600E: 57  
8000MIS: 111  
8000XLM: 41  
8158T: 105  
911: 87

## A

A&D, 190: 24  
A&D, 190DC: 24  
A&D, AD-1192: 144  
A&D, AD-4321: 9  
A&D, AD-4322A: 10  
A&D, AD-4323: 11  
A&D, AD-4325A: 12

A&D, AD-4327: 13  
A&D, AD-4328: 14  
A&D, AD-4329: 15  
A&D, AD-4401: 16  
A&D, AD-4402: 17  
A&D, AD-4405: 18  
A&D, AD-4406: 19  
A&D, AD-4407: 20  
A&D, AD-5000: 21  
A&D, AD-8121: 145  
A&D, AD-8920: 130  
A&D, FS-D: 8  
Absolute Process, 4058G: 123  
AD-1192: 144  
AD-4321: 9  
AD-4322A: 10  
AD-4325A: 12  
AD-4327: 13  
AD-4328: 14  
AD-4329: 15  
AD-4401: 16  
AD-4402: 17  
AD-4405: 18  
AD-4406: 19  
AD-4407: 20  
AD-5000: 21  
AD-8121: 145  
AD-8127: 144  
AD-8920: 130  
AD103C: 123  
Aluminum Security Seals: 87  
AN-5316: 64  
Analogic, AN-5316: 64  
Analogic, ITG3030: 64  
Analytical Weight Sets: 108  
APLSG: 118  
Argox, Direct Thermal: 131  
Armor Braid Cable: 71  
AS050: 155  
Aurora 20: 128  
Aurora 45: 128  
Aurora 65: 128

## B

Ball Cup: 79  
Bar Code: 131, 132, 133, 134, 135, 136  
Beam feet: 84, 85, 86  
Beam feet - Metric: 84  
Bolts: 83  
Bonding Braid: 90  
Brass Mass: 110

## C

C-0692: 147  
Cable: 67, 68, 69, 70, 71  
Cable 4 conductor: 71  
Cable 6 conductor: 71  
Calex: 122  
Calibrator Tester: 92  
Cardinal, 180: 23  
Cardinal, 200: 25  
Cardinal, 204: 26  
Cardinal, 205: 27  
Cardinal, 210: 28

Cardinal, 210FE: 29  
Cardinal, 225: 30  
Cardinal, SB500: 129  
Cas, CI-200: 32  
Cas, CI-2001: 31  
Cas, X320: 33  
CBBF: 84  
CBM-910: 137  
CBM-910II: 142  
CBS-40: 151  
CG-1250: 155  
CI-200: 32  
CI-2001: 31  
CI-2001AS: 31  
Citizen, CBM-910II: 142  
Citizen, iDP-3550: 142  
Citizen, iDP-562: 142  
CKW55: 51  
Clevis: 74  
Clevis-Stainless steel: 74  
CMB-910: 137  
Compact thermal printer: 141  
Compression load button: 79  
Condec, UMC222: 34  
Condec, UMC555: 35  
Condec, UMC600: 36  
Condec, UMC600IS: 114  
Conduit adapter: 155  
Cone: 79  
Connecting Links: 75  
Connectors: 67, 68  
Control Logic, 250, 260 & 1200 Printers: 146  
Corrosion proof strain reliefs: 155  
Coti, SS-334/45: 152  
CPJ: 120  
CS31: 42  
CSB-40: 151  
CSB-40E: 151

## D

D3722-B: 119  
DA: 67  
Datamax, I-4208: 140  
DB: 67  
DC: 67  
DD: 67  
DE: 67  
Diamond, DS-JB: 154  
Doran, 2200: 38  
Doran, 4300M: 39  
Doran, 7000XL: 43  
Doran, 7400M: 40  
Doran, 8000IS: 111  
Doran, 8000XLM: 41  
Doran, DS100: 37  
DS-JB-4: 154  
DS100: 37  
DT2X: 132  
DTR-304: 93

## E

E250: 150  
Eltron, LP-2022/2042: 133  
EM2025: 90

Prices are subject to change without notice. Please call for current prices.



Epson, TM-U220: 143  
 Epson, TM-U295: 139  
 Epson, TM-U590: 139  
 Explosion Proof Junction Box: 115  
 Eye Bolts: 75  
 Eye Nuts: 73  
 EZDT4: 132

## F

Fargo, Matrix II: 146  
 FB2250: 50  
 First-Weigh, CS31: 42  
 Foot Retainer: 81  
 FormasDePago: 156  
 FS-D: 8

## G

General Sensor, GS-JB: 154  
 General Sensor, Remote Display: 128  
 GK420D: 133  
 Godex, Direct Thermal Printer: 132  
 Ground Strap: 90  
 GS-JB-4: 154  
 GSE-350: 44  
 GSE-350-IS: 112  
 GSE-355: 113  
 GSE-560: 46  
 GSE-660: 47  
 GSE-665: 47  
 GSE, 350: 44  
 GSE, 350-IS: 112  
 GSE, 355-IS: 113  
 GSE, 460: 45  
 GSE, 465: 45  
 GSE, 560: 46  
 GSE, 660: 47  
 GSE, 665: 47  
 GSR: 128

## H

Hazardous: 111, 112, 113, 114, 115, 116  
 Hazardous Cable: 69  
 Hazardous environment: 116  
 HBM, WE2111: 63  
 Hecon, 543: 146  
 High performance cable: 71  
 Hole plug: 155

## I

I-4208: 140  
 iDP-562: 142  
 IDS 410: 48  
 IDS 422: 48  
 IDS 430: 49  
 IDS 440: 49  
 IDS, 150/152: 147  
 IDS, 410: 48  
 IDS, 422: 48  
 IDS, 430: 49  
 IDS950-4: 153  
 Indicators: 1, 2, 3, 4, 5, 6, 7, 8, 9, 10, 11, 12, 13, 14, 15, 16, 17, 18, 19, 20, 21, 22, 23, 24,

25, 26, 27, 28, 29, 30, 31, 32, 33, 34, 35, 36, 37, 38, 39, 40, 41, 42, 43, 44, 45, 46, 47, 48, 49, 50, 51, 52, 53, 54, 55, 56, 57, 58, 59, 60, 61, 62, 63, 64  
 Insulators: 77  
 Intercomp, SA2000: 129  
 Intrinsic Safety Barrier: 115  
 ITG3030: 64

## J

J Box: 148, 149, 150, 151, 152, 153, 154, 155  
 J-box: 148  
 Jam Nuts, Stainless steel: 82  
 JB-FI: 152  
 JB-FI W/PG7: 152  
 JB4SS: 154

## L

LC-II: 92  
 LC1200: 90  
 LCP-1: 89  
 Lead and wire seals: 87  
 Lead Security Seals: 87  
 Links: 75  
 Load Button: 79  
 Load cell cable: 71  
 Load Cup: 79  
 loop converter: 136  
 LP-2844: 134  
 LP2022: 133  
 LS606M: 90

## M

Mark VII-C: 89  
 Metric Gram Mass Sets: 109  
 Mounting: 72, 73, 74, 75, 76, 77, 78, 79, 80, 81, 82, 83, 84, 85, 86  
 Mounting plate: 80  
 MP-20: 140  
 MS3101A: 68  
 MS3102A: 68  
 MS3106A: 68  
 MTL-4: 115  
 MW2001: 62

## N

NJB-4-SS: 151  
 NM-44B: 70  
 Nuts: 82

## O

Ohaus, CKW55: 51  
 Ohaus, Defender 5000: 52  
 Ohaus, Mass: 110  
 Ohaus, T31P: 53  
 Ohaus, T32XW 3000: 53  
 Ohaus, T71P: 54  
 Ohaus, T71XW: 54  
 Okidata, 186: 145  
 Okidata, 320: 145  
 OS-213OD: 131

## P

Panel weight indicator: 119  
 Pennsylvania, 7400+: 55  
 Pennsylvania, 7500: 56  
 Pennsylvania, 7600: 58  
 Pennsylvania, 7600E: 57  
 Plastic Security Seals: 87  
 Power: 89, 90  
 Power supplies: 117  
 Power supply cord: 88  
 Press for Security Seals: 87  
 Printers: 137, 138, 139, 140, 141, 142, 143, 144, 145, 146, 147  
 Process: 117, 118, 119, 120, 121, 122, 123, 124, 125  
 Process control weight indicator: 118  
 Prodigy: 135  
 PS-2010T: 119  
 PUE 7: 22  
 PUE 7P: 22  
 Pushbutton Station: 117  
 PW3110: 90

## Q

Quick link: 78

## R

Radwag, PUE 7: 22  
 RD-65: 127  
 Remote: 126, 127, 128, 129, 130  
 RL-920i: 64  
 Rod Ends: 72  
 Rod Ends with Teflon: 72

## S

S-667-P: 147  
 S400HI: 129  
 SA2000: 129  
 Salter Brecknell, RD-65: 127  
 Samsung, SRP-270: 143  
 SB500: 129  
 SBF: 85  
 Scaime, CPJ: 120  
 Scale foot: 84  
 Scotchcast, Splicing kit: 70  
 seal press: 87  
 Section Adjustment: 149  
 SF40A: 141  
 Shackles: 78  
 Signal Trim: 149  
 Silica Gel: 88  
 SJB-4: 148  
 SJC-4: 148  
 Soldering Station: 88  
 Sorbit-2: 88  
 SP298: 138  
 Spacer: 80  
 Spherical Washer: 78  
 Splice Box: 70  
 SRP-270: 143  
 SS-34: 152  
 SS-45: 152

Prices are subject to change without notice. Please call for current prices.

99 Reagent Lane  
 Fair Lawn NJ 07410  
 201-797-2718 \* 800-631-0347

  
 Components

www.totalcomp.com  
 Fax 201-797-2287  
 Toll Free Fax 888-797-2288

# Index

Stainless Steel Eye Bolts: 75  
Stainless Steel Rod Ends with Teflon: 72  
Star, SP298: 138  
STP-103: 141  
Strain reliefs: 155  
Summing card: 153  
Supplies: 87, 88  
Surge Protection: 149

## T

T Belting: 65, 66  
T-Grip: 66  
T-Grip belting: 65  
T31P: 53  
T32MC: 53  
T32ME: 53  
T32XW: 53  
T3540: 117  
T3x3-2.5K: 116  
T3x4-2.5K: 116  
T4710: 125  
T4720: 125  
T4720-D: 125  
T4x4-2.5K: 116  
T500E: 1  
T500EP: 130  
T500ESS: 1  
T51P: 52  
T51XW: 52  
T5x5-2.5K: 116  
T7-P: 5  
T7-SS: 5  
T71P: 54  
T71XW: 54  
TAA: 73  
TBF: 85  
TCM1: 117  
Tension Alignment Assembly: 73  
Tension cable: 76  
    Zinc plated: 76  
tension mounting: 72  
Tension mounting assembly: 73  
Tension Mounting Bolt: 74  
Terms: 157  
Tesco, Mark VII-C: 89  
Test: 91, 92, 93, 94  
Threaded adapters: 77  
TI-1500: 59  
TI-1680: 61  
TI-500E: 2  
TI-500SL: 60  
TIK: 87  
TJB61: 148  
TLI: 4  
TLP-2824-S: 134  
TLP-2844: 134  
TM-U200: 143  
TM-U295: 139  
TM-U590: 139  
Toledo: 147  
Toledo, Ticket Printer: 147  
Totalcomp, 433: 124  
Totalcomp, 463: 124  
Totalcomp, Analog to Digital Converter: 121  
Totalcomp, E200: 150

Totalcomp, Hard Cases: 102  
Totalcomp, Hazardous Cable: 69  
Totalcomp, Hazardous Floor Base: 116  
Totalcomp, T belting: 65  
Totalcomp, T-Grip: 66  
Totalcomp, T4710: 125  
Totalcomp, T500: 1  
Totalcomp, T500P: 2  
Totalcomp, T7-P: 5  
Totalcomp, T7-SS: 5  
Totalcomp, TCM1: 117  
Totalcomp, TDLC-Din: 121  
Totalcomp, TJB61: 148  
Totalcomp, TLI: 4  
Totalcomp, TRWS: 3  
Totalcomp, TSR-L: 126  
Totalcomp, TSR-M: 127  
Totalcomp, TWLC: 130  
Totalcomp, TWP: 6  
Totalcomp, TWP-W: 7  
Totalcomp, TYJ-360-D: 137  
TPC11-8-7: 102  
Transcell, T500EP: 130  
Transcell, TI-1500E: 59  
Transcell, TI-1500SL: 60  
Transcell, TI-1680: 61  
Transducer simulator: 94  
Transient load cell protector: 89  
Tripp Lite, Line Conditioner: 90  
Troemner, 1270: 97  
Troemner, 1370: 96  
Troemner, Analytical Weights: 108  
Troemner, Test Weights: 96, 97, 98, 99, 100, 104  
Troemner, Weights: 106  
TRWS: 3  
TS-0V: 94  
TS-101: 91  
TS-16: 94  
TS-16V: 94  
TS-350: 93  
TS-6: 94  
TS-7: 94  
TS-8V: 93  
TSC: 122  
TSR: 126  
TSR-1.5M: 127  
TW: 103  
TW-15: 104  
TW-30: 104  
TW-50: 104  
TWLC: 130  
TWP: 6  
TWP-W: 7  
TYJ-360: 137

## U

UMC222: 34  
UMC555: 35  
UMC600: 36  
UniBridge, J-box: 148  
Uninterruptable Power Supply: 90  
UPS: 90

## W

Washer: 83  
WE2111: 63  
Web Tension Transmitter: 119  
WeighTech, MW2001: 62  
weights: 101  
Weights: 95, 96, 97, 98, 99, 100, 101, 102, 103, 104, 105, 106, 107, 108, 109, 110  
Western Weighing, Remote Display: 128  
WLC100: 88

## X

X320: 33  
XY1: 91

## Z

Zebra, 2824: 134  
Zebra, 2844: 134  
Zebra, Direct Thermal Printer: 133

Prices are subject to change without notice. Please call for current prices.

### Analog Load Cell Testing Procedure

- Using an ohm meter, measure the following resistances on the load cell cable.
  - INPUT +EX to -EX
  - OUTPUT +SIG to -SIG
  - +EX to +SIG
  - +EX to -SIG
  - EX to +SIG
  - EX to -SIG

The input and output resistance should match the manufacturer's specs. The other resistance readings should all be the same and approximately 75% of the input or output resistance.

- Using an ohm meter, measure the following resistance
  - All leads to case.
  - All leads to shield.

The resistance should be greater than 5,000 meg ohms. If it is less, there is a chance for signal loss due to leakage to ground. Low resistance usually indicates water in the cable.

- Using a digital test meter, measure the following load conditions.
  - Unloaded.
  - 2 or 3 test loads.

Unloaded reading should be within manufacturers specs, usually 1% of output.

- If meter goes into over range, then use voltmeter and measure the following voltages.
  - +EX to -EX (volts)
  - +SIG to -EX (volts)
  - SIG to -EX (volts)
  - +SIG to -SIG (millivolts)

The D reading should be equal to "B" - "C".

Calculate percent of output voltage with the following:

$$\frac{\text{Actual zero output}}{\text{Full scale output}} = \frac{\text{"D"} \times 100}{\text{"A"} \times \text{mv/V}} = \% \text{ output}$$

Prices are subject to change without notice. Please call for current prices.

99 Reagent Lane  
Fair Lawn NJ 07410  
201-797-2718 \* 800-631-0347

 **Totalcomp**  
Components

www.totalcomp.com  
Fax 201-797-2287  
Toll Free Fax 888-797-2288

b1



99 Reagent Ln  
Fair Lawn NJ  
07410  
USA

Change Service Requested

BOUND PRINTED  
MATTER  
U.S. POSTAGE PAID  
PARAMUS, NJ  
PERMIT 545

**Mail Room Supervisor:** Our customer at your location has requested this catalog. If this catalog cannot be delivered as addressed, please forward to your company's Purchasing Manager and call us at **800-631-0347** to update the changes.

If for any reason you need additional copies of this catalog, please us at **800-631-0347**



INTERNATIONAL  
SOCIETY OF  
WEIGHING AND  
MEASUREMENT

**write:** 99 Reagent lane  
Fair Lawn NJ 07410

**phone:** Toll free: 800-631-0347  
Inside NJ: 201-797-2718

**fax:** Toll Free Fax: 888-797-2288  
Inside NJ fax: (201) 797-2287

**browse:** [www.totalcomp.com](http://www.totalcomp.com)

**e-mail:** [sales@totalcomp.com](mailto:sales@totalcomp.com)