



Lenovo ThinkSystem SR570 Server Product Guide

Lenovo ThinkSystem SR570 is a 2-socket 1U rack server for small businesses up to large enterprises that need industry-leading reliability, management, and security, as well as the balance of performance, memory, and flexible storage configurations. The SR570 server is designed to handle a wide range of workloads, such as virtualization and cloud computing, infrastructure security, web serving, and application development.

Featuring the Intel Xeon Processor Scalable Family, the SR570 server offers balanced performance and storage capacity. The SR570 server supports up to two processors, up to 1 TB of 2666 MHz TruDDR4 memory, up to 10x 2.5-inch or 4x 3.5-inch drive bays with an extensive choice of NVMe PCIe SSDs, SAS/SATA SSDs, and SAS/SATA HDDs, and flexible I/O expansion options with the LOM slot and up to 3x PCIe slots.

The SR570 server offers basic software RAID or advanced hardware RAID protection and a wide range of networking options, including selectable LOM, ML2, and PCIe network adapters. The next-generation Lenovo XClarity Controller, which is built into the SR570 server, provides advanced service processor control, monitoring, and alerting functions.

The following figure shows the Lenovo ThinkSystem SR570 models.



Figure 1 Lenovo ThinkSystem SR570: 8x SFF (left) or 4x LFF (right) drive bays

Did you know?

The SR570 server features a unique AnyBay design that allows a choice of drive interface types in the same drive bay: SAS drives, SATA drives, or U.2 NVMe PCIe drives.

The SR570 server offers onboard NVMe PCIe ports that allow direct connections to the U.2 NVMe PCIe SSDs, which frees up I/O slots and helps lower NVMe solution acquisition costs.

The SR570 server delivers impressive compute power per watt, featuring 80 PLUS Titanium and Platinum redundant power supplies that can deliver 96% (Titanium) or 94% (Platinum) efficiency at 50% load when connected to a 200 - 240 V AC power source.

The SR570 server is designed to meet ASHRAE A4 standards (up to 45 °C [113 °F]) in select configurations, which enable customers to lower energy costs, while still maintaining world-class reliability.

Key features

The SR570 server offers a balance of processing power, expandability, and cost for small and medium businesses up to the large enterprise. Ease of use and comprehensive systems management tools help make deployment easier. Outstanding reliability, availability, and serviceability (RAS) and high-efficiency design improve your business environment and help save operational costs.

Scalability and performance

The SR570 server offers numerous features to boost performance, improve scalability, and reduce costs:

- Improves productivity by offering superior system performance with the Intel Xeon Processor Scalable Family with up to 26-core processors, up to 35.75 MB of last level cache (LLC), up to 2666 MHz memory speeds, and up to 10.4 GT/s Ultra Path Interconnect (UPI) links.
 - Support for up to two processors, 52 cores, and 104 threads allows to maximize the concurrent execution of multithreaded applications.
 - Intelligent and adaptive system performance with energy efficient Intel Turbo Boost 2.0 Technology allows CPU cores to run at maximum speeds during peak workloads by temporarily going beyond processor thermal design power (TDP).
 - Intel Hyper-Threading Technology boosts performance for multithreaded applications by enabling up to two simultaneous threads within each processor core.
 - Intel Virtualization Technology integrates hardware-level virtualization hooks that allow operating system vendors to better utilize the hardware for virtualization workloads.
 - Intel Advanced Vector Extensions 512 (AVX-512) enable acceleration of enterprise-class and high performance computing (HPC) workloads.
- Helps maximize system performance for data intensive applications with up to 2666 MHz memory speeds and up to 1 TB of memory capacity.
- Offers flexible and scalable internal storage in a 1U rack form factor with up to 10x 2.5-inch drives for performance-optimized configurations or up to 4x 3.5-inch drives for capacity-optimized configurations, providing a wide selection of SAS/SATA HDD/SSD and PCIe NVMe SSD types and capacities.
- Provides flexibility to use SAS, SATA, or NVMe PCIe drives in the same drive bays with a unique AnyBay design.
- Provides I/O scalability with the LOM slot and up to three PCI Express (PCIe) 3.0 I/O expansion slots in a 1U rack form factor.
- Reduces I/O latency and increases overall system performance with Intel Integrated I/O Technology that embeds the PCI Express 3.0 controller into the Intel Xeon Processor Scalable Family.

Availability and serviceability

The SR570 server provides many features to simplify serviceability and increase system uptime:

- Offers protection in the event of a non-correctable memory failure with Single Device Data Correction (SDDC, also known as Chipkill, requires x4-based DIMMs), Adaptive Double Device Data Correction (ADDDC, also known as Redundant Bit Steering [RBS], requires x4-based DIMMs and Intel Xeon Gold or Platinum processors), memory mirroring, and memory rank sparing.
- Provides easy access to upgrades and serviceable parts (such as processors, memory DIMMs, and adapter cards) with tool-less cover removal.
- Offers affordable data protection with software RAID and Simple Swap drives and advanced hardware RAID data redundancy with hot-swap drives.
- Provides availability for business-critical applications with redundant hot-swap power supplies and redundant hot-swap fans.
- Simplifies servicing and speeds up problem resolution with light path diagnostics.

- Allows preventive actions in advance of possible failure, thereby increasing server uptime and application availability with Proactive Platform Alerts (including PFA and SMART alerts) for processors, voltage regulators, memory, internal storage (SAS/SATA HDDs and SSDs, NVMe SSDs, M.2 storage), fans, power supplies, RAID controllers, and server ambient and sub-component temperatures.
- Continuously monitors system parameters, triggers alerts, and performs recovery actions in case of failure to minimize downtime with Built-in XClarity Controller (XCC).
- Provides quick access to system status, firmware, network, health, and alerts information via Virtual Operator Panel from the XClarity Mobile App running on the Android or iOS mobile device that is connected to the front USB port with XClarity Controller access.
- Speeds up troubleshooting tasks to reduce service time with diagnostics built into the XClarity Provisioning Manager.

Manageability and security

Powerful systems management features simplify local and remote management of the SR570 server and deliver enterprise-class data protection:

- Provides advanced service processor control, monitoring, and alerting functions with XClarity Controller, a next generation service processor.
- Improves Unified Extensible Firmware Interface (UEFI) system setup, configuration, updates, simplified error handling, and operating system deployment with the embedded XClarity Provisioning Manager.
- Offers XClarity Essentials software tools that can help you set up, use, and maintain the server.
- Increases uptime, reduces costs, and improves productivity through advanced server management capabilities with Lenovo XClarity Administrator that provides comprehensive hardware management.
- Provides on-the-go monitoring and management of devices in XClarity Administrator from anywhere with the Lenovo XClarity mobile app, which can help improve efficiency and reduce downtime risks.
- Centralizes infrastructure resource management with Lenovo XClarity Integrators for VMware vCenter and Microsoft System Center, extending XClarity Administrator features to virtualization management software tools and enabling users to deploy and manage infrastructure end-to-end.
- Offers advanced cryptographic functionality (such as digital signatures and remote attestation) with an integrated Trusted Platform Module (TPM) or optional Trusted Cryptographic Module (TCM) (available only in China).
- Keeps user data safe with Lenovo Business Vantage, a security software tool suite designed to work with the Trusted Cryptographic Module (TCM) (available only in China).
- Offers enterprise-class data protection with advanced RAID and optional self-encrypting drives.
- Provides faster, stronger encryption with industry-standard AES NI support.
- Helps prevent certain classes of malicious buffer overflow attacks with Intel Execute Disable Bit functionality, when combined with a supporting operating system.
- Enhances security through hardware-based resistance to malicious software attacks with Intel Trusted Execution Technology, allowing an application to run in its own isolated space, protected from all other software running on a system.

Energy efficiency

The SR570 server offers the following energy-efficiency features to save energy, reduce operational costs, increase energy availability, and contribute to the green environment:

- Delivers impressive compute power per watt, featuring 80 PLUS Titanium and Platinum redundant power supplies.
- Enables customers to lower energy costs with design to meet ASHRAE A4 in select configurations.

- Reduces power drawn with Intel Intelligent Power Capability that powers individual processor elements on and off as needed.
- Helps reduce power consumption with variable speed fans.
- Helps achieve lower heat output and reduced cooling needs with Lenovo XClarity Energy Manager that provides advanced data center power notification, analysis, and policy-based management.

Components and connectors

The following figure shows the front of the SR570 server with four 3.5-inch drive bays.

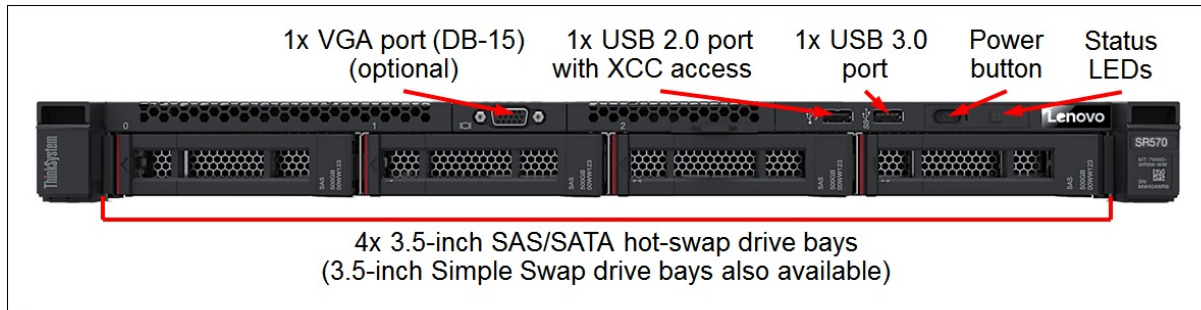


Figure 2. Front view of the SR570: 4x 3.5-inch drive bays

The following figure shows the front of the SR570 server with eight 2.5-inch drive bays.




Figure 3. Front view of the SR570: 8x 2.5-inch drive bays

The following figure shows the front of the SR570 server with ten 2.5-inch drive bays.




Figure 4. Front view of the SR570: 10x 2.5-inch drive bays

The following figure shows the rear of the SR570 server with three PCIe low profile slots.

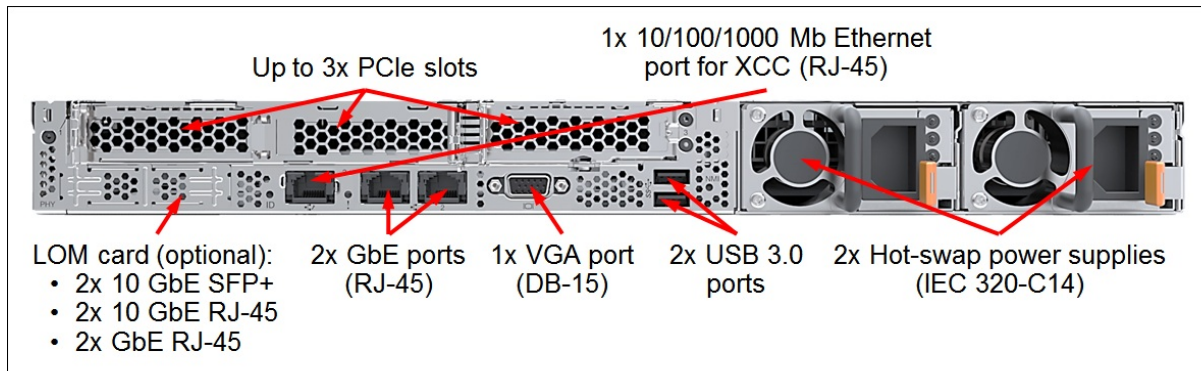


Figure 5. Rear view of the SR570

The following figure shows the locations of key components inside the SR570 server.

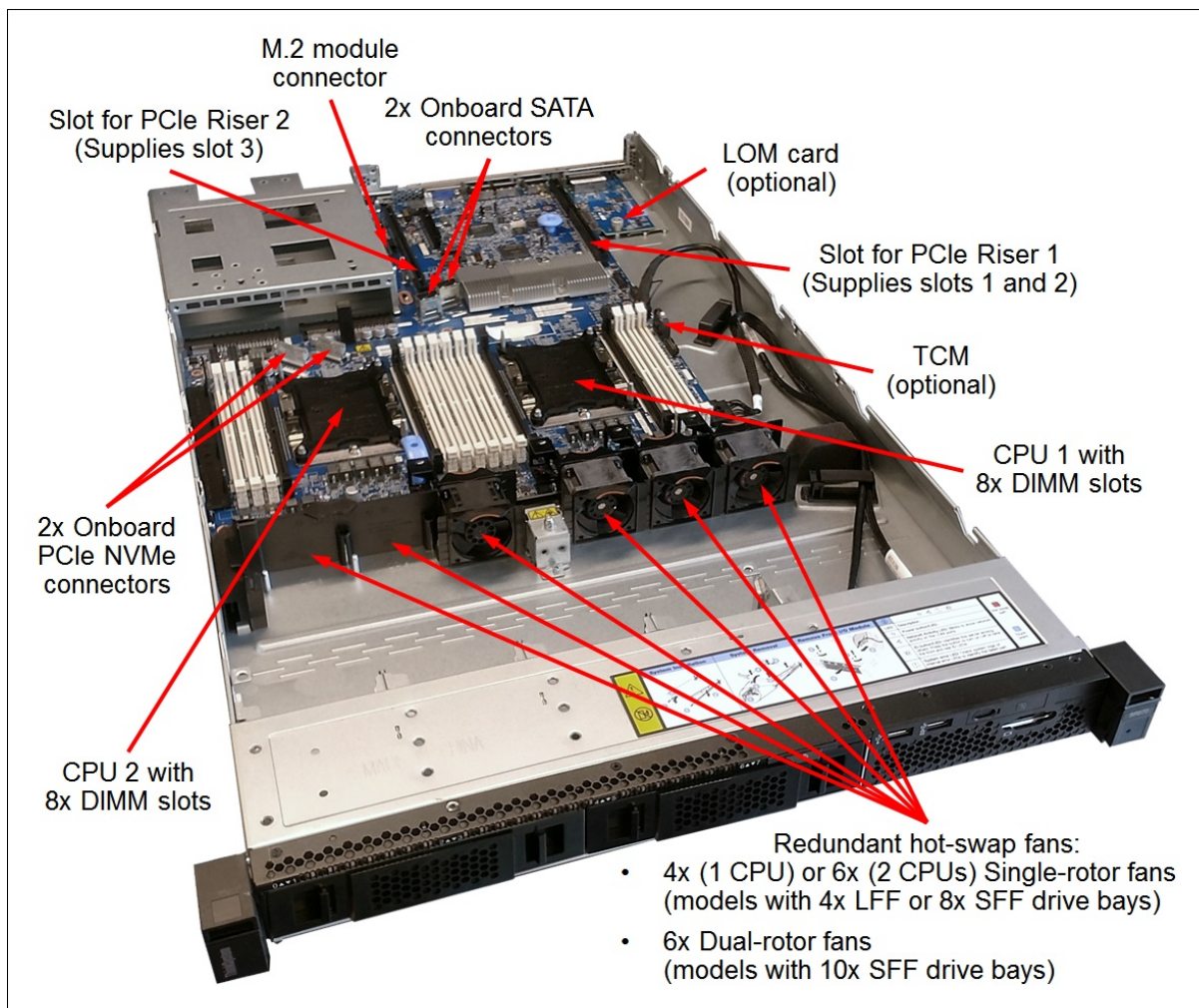


Figure 6. Internal view of the SR570

System specifications

The following table lists the system specifications for the SR570 server.

Table 1. SR570 system specifications

| Attribute | Specification |
|-------------------|---|
| Form factor | 1U rack-mount. |
| Processor | Up to two Intel Xeon Bronze, Silver, Gold, or Platinum processors of up to 150 W TDP: <ul style="list-style-type: none"> Up to 26 cores (2.0 GHz core speeds) Up to 3.6 GHz core speeds (4 cores) Two UPI links up to 10.4 GT/s each Up to 35.75 MB cache Up to 2666 MHz memory speed |
| Chipset | Intel C622. |
| Memory | Up to 16 DIMM sockets (8 DIMMs per processor; 6 memory channels per processor with one DIMM per channel for four channels and two DIMMs per channel for two channels). Support for RDIMMs or LRDIMMs. Memory types cannot be intermixed. Memory speed up to 2666 MHz. |
| Memory capacity | <ul style="list-style-type: none"> With RDIMMs: Up to 512 GB with 16x 32 GB RDIMMs and two processors. With LRDIMMs: Up to 1 TB with 16x 64 GB LRDIMMs and two processors. |
| Memory protection | Error correction code (ECC), SDDC (for x4-based memory DIMMs), ADDDC (for x4-based memory DIMMs, requires Intel Xeon Gold or Platinum processors), memory mirroring, memory rank sparing, patrol scrubbing, and demand scrubbing. |
| Drive bays | <ul style="list-style-type: none"> 4 LFF SATA Simple Swap drive bays 4 LFF SAS/SATA hot-swap drive bays 8 SFF SAS/SATA hot-swap drive bays 10 SFF hot-swap drive bays: 6x 2.5" SAS/SATA & 4x 2.5" AnyBay |
| Drive types | <p>2.5-inch hot-swap drives:</p> <ul style="list-style-type: none"> 12 Gbps SAS HDDs up to 1.8 TB 12 Gbps Nearline (NL) SAS HDDs up to 2 TB 12 Gbps SAS HDD SEDs up to 600 GB 12 Gbps SAS SSDs up to 3.84 TB 6 Gbps NL SATA HDDs up to 2 TB 6 Gbps SATA SSDs up to 480 GB U.2 NVMe PCIe 3.0 x4 SSDs up to 3.84 TB <p>3.5-inch hot-swap drives:</p> <ul style="list-style-type: none"> 12 Gbps SAS HDDs up to 900 GB (2.5" HDD in a 3.5" tray) 12 Gbps NL SAS HDDs up to 10 TB 6 Gbps NL SATA HDDs up to 10 TB 6 Gbps SATA SSDs up to 480 GB (2.5" SSD in a 3.5" tray) <p>3.5-inch Simple Swap drives:</p> <ul style="list-style-type: none"> 6 Gbps NL SATA HDDs up to 8 TB <p>Internal M.2 SSDs:</p> <ul style="list-style-type: none"> 6 Gbps SATA up to 128 GB <p>Notes:</p> <ul style="list-style-type: none"> Intermix of SAS, SATA, and NVMe PCIe drives is supported within a system, but not within a RAID array. NVMe PCIe SSDs do not support hardware RAID controllers. NVMe PCIe SSDs are supported in the AnyBay drive bays and require the second processor to be installed. |

| Attribute | Specification |
|---------------------------|---|
| Internal storage capacity | <ul style="list-style-type: none"> 2.5-inch models: Up to 38.4 TB with 10x 3.84 TB 2.5" SAS SSDs. 3.5-inch models: Up to 40 TB with 4x 10 TB 3.5" NL SAS/SATA HDDs. |
| Storage controller | <p>6 Gbps SATA:</p> <ul style="list-style-type: none"> Onboard SATA AHCI (non-RAID). RAID 0/1/10/5 with the onboard SATA RAID (Intel RSTe). <p>12 Gbps SAS/6 Gbps SATA RAID:</p> <ul style="list-style-type: none"> RAID 0/1/10/5/50 with RAID 530-8i or RAID 730-8i 1GB Cache (China only). RAID 0/1/10/5/50/6/60 with RAID 930-8i 2GB Flash or 16i 4 GB Flash. <p>12 Gbps SAS/6 Gbps SATA non-RAID: 430-8i or 16i HBA. NVMe PCIe non-RAID: Onboard NVMe.</p> |
| Optical drive bays | None. Support for an external USB DVD RW Optical Disk Drive (See Optical drives). |
| Network interfaces | <ul style="list-style-type: none"> 2x Integrated 1 GbE RJ-45 ports (no 10/100 Mb support) Onboard LOM slot for up to 4x 1/10 Gb Ethernet ports: <ul style="list-style-type: none"> 2x 1 GbE RJ-45 ports (no 10/100 Mb support) 2x 10 GbE RJ-45 ports (no 10/100 Mb support) 2x 10 GbE SFP+ ports (no 10/100 Mb support) Optional Mezzanine LOM (ML2) slot for dual-port 10 GbE cards with SFP+ or RJ-45 connectors. 1x RJ-45 10/100/1000 Mb Ethernet systems management port. |
| I/O expansion slots | <p>Up to three slots depending on the riser cards installed. The slots are as follows:</p> <ul style="list-style-type: none"> Slot 1: PCIe 3.0 x8; low profile Slot 2: PCIe 3.0 x16 or ML2 x8; low profile or full-height, half-length Slot 3: PCIe 3.0 x8 or x16; low profile <p>PCIe x16 slot 3 requires the second processor to be installed.</p> |
| Ports | <ul style="list-style-type: none"> Front: <ul style="list-style-type: none"> 1x USB 2.0 port with XClarity Controller access. 1x USB 3.0 port. 1x DB-15 VGA port (optional). Rear: 2x USB 3.0 ports and 1x DB-15 VGA port. Optional 1x DB-9 serial port. |
| Cooling | <ul style="list-style-type: none"> 4x LFF or 8x SFF drive bay models: Four (one processor) or six (two processors) hot-swap single-rotor system fans with N+1 redundancy. 10x SFF drive bay models: Six hot-swap dual-rotor system fans with N+1 redundancy. |
| Power supply | Up to two redundant hot-swap 550 W or 750 W (100 - 240 V) High Efficiency Platinum or 750 W (200 - 240 V) High Efficiency Titanium AC power supplies. HVDC support (China only). |
| Video | Matrox G200 with 16 MB memory integrated into the XClarity Controller. Maximum resolution is 1920x1200 at 60 Hz with 16 bits per pixel. |
| Hot-swap parts | Drives (select models), power supplies, and fans. |
| Systems management | XClarity Controller (XCC) Standard, Advanced, or Enterprise (Pilot 4 chip), proactive platform alerts, light path diagnostics, XClarity Provisioning Manager, XClarity Essentials, XClarity Administrator, XClarity Integrators for VMware vCenter and Microsoft System Center, XClarity Energy Manager, Capacity Planner. |
| Security features | Power-on password, administrator's password, secure firmware updates, Trusted Platform Module (TPM) 1.2 or 2.0 (configurable UEFI setting). Optional lockable front bezel. Optional Trusted Cryptographic Module (TCM) (available only in China). Optional Lenovo Business Vantage security software (available only in China). |

| Attribute | Specification |
|---------------------|---|
| Operating systems | Microsoft Windows Server 2012 R2 and 2016; Red Hat Enterprise Linux 6 (x64) and 7; SUSE Linux Enterprise Server 11 (x64) and 12; VMware vSphere (ESXi) 6.0 and 6.5. |
| Warranty | One-year (7Y02) or three-year (7Y03) customer-replaceable unit (CRU) and onsite limited warranty with 9x5 Next Business Day Parts Delivered. |
| Service and support | Optional service upgrades are available through Lenovo Services: 2-hour or 4-hour response time, 6-hour or 24-hour committed service repair, warranty extension up to 5 years, 1-year or 2-year post-warranty extensions, YourDrive Your Data, Enterprise Software Support, and Basic Hardware Installation Services. |
| Dimensions | Height: 43 mm (1.7 in), width: 434 mm (17.1 in), depth: 715 mm (28.1 in) |
| Weight | Minimum configuration: 10.2 kg (22.5 lb), maximum: 16.0 kg (35.3 lb) |

Models

SR570 server models are country-specific; that is, each country may define their own server models, and not all server models are available in every country. For a complete list of the SR570 models, contact a Lenovo or Lenovo Business Partner representative in your country. Configure-to-order (CTO) models can also be created for factory-integrated server customization.

All models of the SR570 server are shipped with the following items:

- *Rack Installation Guide*
- *Electronic Publications Flyer*

Models table conventions: The model tables shown in this section use the following conventions:

- Drive bays:
 - If the number is shown as "x", it represents the quantity of the SAS/SATA drive bays.
 - If the number is shown as "x+y", it represents the quantity of the SAS/SATA + AnyBay drive bays.
- XClarity Controller: "S" = Standard, "A" = Advanced, "E" = Enterprise.
- Front VGA port: "Y" = Included; "N" = Not included, optional.
- Tool-less Rail Kit: "Y" = Included; "N" = Not included, optional.
- Cable Management Arm (CMA): "Y" = Included; "N" = Not included, optional.
- Power cord:
 - "C2" = 2.8 m country-specific line cord.
 - "R2" = 2.8 m C13-C14 rack power cable.
 - "N" = Not included; see [Power supplies and cables](#) for the ordering information.

The following tables list the models of the SR570 server for the following regions:

- [North America](#)
- [Europe, Middle East, and Africa \(EMEA\)](#)
- [India](#)
- [Hong Kong, Taiwan, Korea](#)
- [Japan](#)
- [Association of Southeast Asian Nations \(ASEAN\)](#)
- [Australia and New Zealand](#)

Table 2. SR570 server models (3-year warranty): North America

| Model number | Intel Xeon processor* (2 max) | Memory RDIMM (16 max) | Storage controller | Drive bays (std / max) | Drives | Eth. LOM | I/O slots (3 max)^ | Power supply (2 max) | XClarity Controller | Front VGA port | Tool-less Rail Kit | CMA | Power cord |
|-------------------------------------|-------------------------------|-----------------------|--------------------|------------------------|----------|-----------|---------------------------|----------------------|---------------------|----------------|--------------------|-----|------------|
| Relationship models - North America | | | | | | | | | | | | | |
| 7Y03A016NA | 1x 3104 6C 85W 1.7GHz | 1x 16GB (2Rx8) | 1x RAID 530-8i | 8 / 8 HS SFF | Open bay | Open slot | 1x PCIe x8 1x PCIe x16 | 1x 750W Platinum | S | N | Y | N | R2 |
| 7Y03A00SNA | 1x 3104 6C 85W 1.7GHz | 1x 16GB (2Rx8) | 1x RAID 930-8i | 8 / 8 HS SFF | Open bay | Open slot | 1x PCIe x8 1x PCIe x16 | 1x 750W Platinum | S | N | Y | N | R2 |
| 7Y03A01TNA | 1x 3106 8C 85W 1.7GHz | 1x 16GB (2Rx8) | 1x SATA RAID | 4 / 4 SS LFF | Open bay | Open slot | No slots | 1x 750W Platinum | S | N | Y | N | R2 |
| 7Y03A012NA | 1x 4108 8C 85W 1.8GHz | 1x 16GB (2Rx8) | 1x RAID 530-8i | 8 / 8 HS SFF | Open bay | Open slot | 1x PCIe x8 1x PCIe x16 | 1x 750W Platinum | S | N | Y | N | R2 |
| 7Y03A01PNA | 1x 4108 8C 85W 1.8GHz | 1x 16GB (2Rx8) | 1x RAID 930-8i | 8 / 8 HS SFF | Open bay | Open slot | 1x PCIe x8 1x PCIe x16 | 1x 750W Platinum | S | N | Y | N | R2 |
| 7Y03A01XNA | 1x 4110 8C 85W 2.1GHz | 1x 16GB (2Rx8) | 1x RAID 530-8i | 4 / 4 HS LFF | Open bay | Open slot | 1x PCIe x8 1x PCIe x16 | 1x 750W Platinum | S | N | Y | N | R2 |
| 7Y03A00UNA | 1x 4110 8C 85W 2.1GHz | 1x 16GB (2Rx8) | 1x RAID 530-8i | 8 / 8 HS SFF | Open bay | Open slot | 1x PCIe x8 1x PCIe x16 | 1x 750W Platinum | S | N | Y | N | R2 |
| 7Y03A01WNA | 1x 4110 8C 85W 2.1GHz | 1x 16GB (2Rx8) | 1x RAID 930-8i | 4 / 4 HS LFF | Open bay | Open slot | 1x PCIe x8 1x PCIe x16 | 1x 750W Platinum | S | N | Y | N | R2 |
| 7Y03A01LNA | 1x 4110 8C 85W 2.1GHz | 1x 16GB (2Rx8) | 1x RAID 930-8i | 8 / 8 HS SFF | Open bay | Open slot | 1x PCIe x8 1x PCIe x16 | 1x 750W Platinum | S | N | Y | N | R2 |
| 7Y03A00NNA | 1x 4114 10C 85W 2.2GHz | 1x 16GB (2Rx8) | 1x RAID 530-8i | 8 / 8 HS SFF | Open bay | Open slot | 1x PCIe x8 1x PCIe x16 | 1x 750W Platinum | S | N | Y | N | R2 |
| 7Y03A01KNA | 1x 4114 10C 85W 2.2GHz | 1x 16GB (2Rx8) | 1x RAID 930-8i | 8 / 8 HS SFF | Open bay | Open slot | 1x PCIe x8 1x PCIe x16 | 1x 750W Platinum | S | N | Y | N | R2 |
| 7Y03A00GNA | 2x 4114 10C 85W 2.2GHz | 2x 32GB (2Rx4) | 1x 430-16i HBA | 6+4 / 10 HS SFF | Open bay | Open slot | 1x PCIe x8 2x PCIe x16 | 2x 750W Platinum | E | N | Y | N | R2 |
| 7Y03A011NA | 1x 4116 12C 85W 2.1GHz | 1x 16GB (2Rx8) | 1x RAID 930-8i | 8 / 8 HS SFF | Open bay | Open slot | 1x PCIe x8 1x PCIe x16 | 1x 750W Platinum | S | N | Y | N | R2 |
| 7Y03A01SNA | 1x 5118 12C 105W 2.3GHz | 1x 16GB (2Rx8) | 1x RAID 530-8i | 4 / 4 HS LFF | Open bay | Open slot | 1x PCIe x8 1x PCIe x16 | 1x 750W Platinum | S | N | Y | N | R2 |
| 7Y03A01VNA | 1x 5118 12C 105W 2.3GHz | 1x 16GB (2Rx8) | 1x RAID 930-8i | 4 / 4 HS LFF | Open bay | Open slot | 1x PCIe x8 1x PCIe x16 | 1x 750W Platinum | S | N | Y | N | R2 |
| 7Y03A00ZNA | 1x 5118 12C 105W 2.3GHz | 1x 16GB (2Rx8) | 1x RAID 930-8i | 8 / 8 HS SFF | Open bay | Open slot | 1x PCIe x8 1x PCIe x16 | 1x 750W Platinum | S | N | Y | N | R2 |
| 7Y03A00HNA | 2x 5118 12C 105W 2.3GHz | 2x 32GB (2Rx4) | 1x 430-16i HBA | 6+4 / 10 HS SFF | Open bay | Open slot | 1x PCIe x8 2x PCIe x16 | 2x 750W Platinum | E | N | Y | N | R2 |
| 7Y03A00QNA | 1x 5120 14C 105W 2.2GHz | 1x 16GB (2Rx8) | 1x RAID 930-8i | 8 / 8 HS SFF | Open bay | Open slot | 1x PCIe x8 1x PCIe x16 | 1x 750W Platinum | S | N | Y | N | R2 |
| 7Y03A00TNA | 1x 6130 16C 125W 2.1GHz | 1x 32GB (2Rx4) | 1x RAID 930-8i | 8 / 8 HS SFF | Open bay | Open slot | 1x PCIe x8 1x PCIe x16 | 1x 750W Platinum | S | N | Y | N | R2 |
| 7Y03A00WNA | 1x 6142 16C 150W 2.6GHz | 1x 32GB (2Rx4) | 1x RAID 930-8i | 8 / 8 HS SFF | Open bay | Open slot | 1x PCIe x8 1x PCIe x16 | 1x 750W Platinum | S | N | Y | N | R2 |
| TopSeller models - North America | | | | | | | | | | | | | |
| 7Y03A02JNA | 1x 3106 8C 85W 1.7GHz | 1x 16GB (2Rx8) | 1x RAID 530-8i | 4 / 4 HS LFF | Open bay | Open slot | 1x PCIe x8 1x PCIe x16 | 1x 750W Platinum | E | Y | Y | N | R2 |

| Model number | Intel Xeon processor* (2 max) | Memory RDIMM (16 max) | Storage controller | Drive bays (std / max) | Drives | Eth. LOM | I/O slots (3 max)^ | Power supply (2 max) | XClarity Controller | Front VGA port | Tool-less Rail Kit | CMA | Power cord |
|--------------|-------------------------------|-----------------------|--------------------|------------------------|-------------|--------------|---------------------------|----------------------|---------------------|----------------|--------------------|-----|------------|
| 7Y03A02BNA | 1x 4110 8C 85W 2.1GHz | 1x 16GB (2Rx8) | 1x RAID 530-8i | 4 / 4 HS LFF | Open bay | Open slot | 1x PCIe x8 1x PCIe x16 | 1x 750W Platinum | E | Y | Y | N | R2 |
| 7Y03A02FNA | 1x 4116 12C 85W 2.1GHz | 1x 32GB (2Rx4) | 1x RAID 530-8i | 4 / 4 HS LFF | Open bay | Open slot | 1x PCIe x8 1x PCIe x16 | 1x 750W Platinum | E | Y | Y | N | R2 |

* Processor details: Processor quantity and model, cores, thermal design power (TDP), and core speed.

^ The server supports up to three I/O slots on the riser cards. An internal storage controller occupies the PCIe slot 1. The onboard SATA RAID controller does not consume a PCIe slot.

Table 3. SR570 server models (3-year warranty): EMEA

| Model number | Intel Xeon processor* (2 max) | Memory RDIMM (24 max) | Storage controller | Drive bays (std / max) | Drives | Eth. LOM | I/O slots (3 max)^ | Power supply (2 max) | XClarity Controller | Front VGA port | Tool-less Rail Kit | CMA | Power cord |
|----------------------------|-------------------------------|-----------------------|--------------------|------------------------|-------------|--------------|---------------------------|----------------------|---------------------|----------------|--------------------|-----|------------|
| Relationship models - EMEA | | | | | | | | | | | | | |
| 7Y03A01HEA | 1x 3104 6C 85W 1.7GHz | 1x 16GB (2Rx8) | 1x RAID 530-8i | 8 / 8 HS SFF | Open bay | Open slot | 1x PCIe x8 1x PCIe x16 | 1x 750W Platinum | S | N | Y | N | R2 |
| 7Y03A022EA | 1x 3104 6C 85W 1.7GHz | 1x 16GB (2Rx8) | 1x RAID 930-8i | 8 / 8 HS SFF | Open bay | Open slot | 1x PCIe x8 1x PCIe x16 | 1x 750W Platinum | S | N | Y | N | R2 |
| 7Y03A01TEA | 1x 3106 8C 85W 1.7GHz | 1x 16GB (2Rx8) | 1x SATA RAID | 4 / 4 SS LFF | Open bay | Open slot | No slots | 1x 750W Platinum | S | N | Y | N | R2 |
| 7Y03A01AEA | 1x 4108 8C 85W 1.8GHz | 1x 16GB (2Rx8) | 1x RAID 530-8i | 8 / 8 HS SFF | Open bay | Open slot | 1x PCIe x8 1x PCIe x16 | 1x 750W Platinum | S | N | Y | N | R2 |
| 7Y03A01PEA | 1x 4108 8C 85W 1.8GHz | 1x 16GB (2Rx8) | 1x RAID 930-8i | 8 / 8 HS SFF | Open bay | Open slot | 1x PCIe x8 1x PCIe x16 | 1x 750W Platinum | S | N | Y | N | R2 |
| 7Y03A021EA | 1x 4110 8C 85W 2.1GHz | 1x 16GB (2Rx8) | 1x RAID 530-8i | 4 / 4 HS LFF | Open bay | Open slot | 1x PCIe x8 1x PCIe x16 | 1x 750W Platinum | S | N | Y | N | R2 |
| 7Y03A014EA | 1x 4110 8C 85W 2.1GHz | 1x 16GB (2Rx8) | 1x RAID 530-8i | 8 / 8 HS SFF | Open bay | Open slot | 1x PCIe x8 1x PCIe x16 | 1x 750W Platinum | S | N | Y | N | R2 |
| 7Y03A017EA | 1x 4110 8C 85W 2.1GHz | 1x 16GB (2Rx8) | 1x RAID 930-8i | 4 / 4 HS LFF | Open bay | Open slot | 1x PCIe x8 1x PCIe x16 | 1x 750W Platinum | S | N | Y | N | R2 |
| 7Y03A01LEA | 1x 4110 8C 85W 2.1GHz | 1x 16GB (2Rx8) | 1x RAID 930-8i | 8 / 8 HS SFF | Open bay | Open slot | 1x PCIe x8 1x PCIe x16 | 1x 750W Platinum | S | N | Y | N | R2 |
| 7Y03A018EA | 1x 4114 10C 85W 2.2GHz | 1x 16GB (2Rx8) | 1x RAID 530-8i | 8 / 8 HS SFF | Open bay | Open slot | 1x PCIe x8 1x PCIe x16 | 1x 750W Platinum | S | N | Y | N | R2 |
| 7Y03A01EEA | 1x 4114 10C 85W 2.2GHz | 1x 16GB (2Rx8) | 1x RAID 930-8i | 8 / 8 HS SFF | Open bay | Open slot | 1x PCIe x8 1x PCIe x16 | 1x 750W Platinum | S | N | Y | N | R2 |
| 7Y03A01REA | 2x 4114 10C 85W 2.2GHz | 2x 32GB (2Rx4) | 1x 430-16i HBA | 6+4 / 10 HS SFF | Open bay | Open slot | 1x PCIe x8 2x PCIe x16 | 2x 750W Platinum | E | N | Y | N | R2 |
| 7Y03A01FEA | 1x 4116 12C 85W 2.1GHz | 1x 16GB (2Rx8) | 1x RAID 930-8i | 8 / 8 HS SFF | Open bay | Open slot | 1x PCIe x8 1x PCIe x16 | 1x 750W Platinum | S | N | Y | N | R2 |
| 7Y03A020EA | 1x 5118 12C 105W 2.3GHz | 1x 16GB (2Rx8) | 1x RAID 530-8i | 4 / 4 HS LFF | Open bay | Open slot | 1x PCIe x8 1x PCIe x16 | 1x 750W Platinum | S | N | Y | N | R2 |

| Model number | Intel Xeon processor* (2 max) | Memory RDIMM (24 max) | Storage controller | Drive bays (std / max) | Drives | Eth. LOM | I/O slots (3 max)^ | Power supply (2 max) | XClarity Controller | Front VGA port | Tool-less Rail Kit | CMA | Power cord |
|-------------------------|-------------------------------|-----------------------|--------------------|------------------------|----------|-----------|---------------------------|----------------------|---------------------|----------------|--------------------|-----|------------|
| 7Y03A01GEA | 1x 5118 12C 105W 2.3GHz | 1x 16GB (2Rx8) | 1x RAID 930-8i | 4 / 4 HS LFF | Open bay | Open slot | 1x PCIe x8 1x PCIe x16 | 1x 750W Platinum | S | N | Y | N | R2 |
| 7Y03A00ZEA | 1x 5118 12C 105W 2.3GHz | 1x 16GB (2Rx8) | 1x RAID 930-8i | 8 / 8 HS SFF | Open bay | Open slot | 1x PCIe x8 1x PCIe x16 | 1x 750W Platinum | S | N | Y | N | R2 |
| 7Y03A00KEA | 2x 5118 12C 105W 2.3GHz | 2x 32GB (2Rx4) | 1x 430-16i HBA | 6+4 / 10 HS SFF | Open bay | Open slot | 1x PCIe x8 2x PCIe x16 | 2x 750W Platinum | E | N | Y | N | R2 |
| 7Y03A00REA | 1x 5120 14C 105W 2.2GHz | 1x 16GB (2Rx8) | 1x RAID 930-8i | 8 / 8 HS SFF | Open bay | Open slot | 1x PCIe x8 1x PCIe x16 | 1x 750W Platinum | S | N | Y | N | R2 |
| 7Y03A00VEA | 1x 6130 16C 125W 2.1GHz | 1x 32GB (2Rx4) | 1x RAID 930-8i | 8 / 8 HS SFF | Open bay | Open slot | 1x PCIe x8 1x PCIe x16 | 1x 750W Platinum | S | N | Y | N | R2 |
| 7Y03A025EA | 1x 6142 16C 150W 2.6GHz | 1x 32GB (2Rx4) | 1x RAID 930-8i | 8 / 8 HS SFF | Open bay | Open slot | 1x PCIe x8 1x PCIe x16 | 1x 750W Platinum | S | N | Y | N | R2 |
| TopSeller models - EMEA | | | | | | | | | | | | | |
| 7Y03A02HEA | 1x 4110 8C 85W 2.1GHz | 1x 16GB (2Rx8) | 1x RAID 930-8i | 4 / 4 HS LFF | Open bay | Open slot | 1x PCIe x8 1x PCIe x16 | 1x 750W Platinum | A | N | Y | N | R2 |
| 7Y03A02AEA | 1x 4110 8C 85W 2.1GHz | 1x 16GB (2Rx8) | 1x RAID 930-8i | 8 / 8 HS SFF | Open bay | Open slot | 1x PCIe x8 1x PCIe x16 | 1x 750W Platinum | A | N | Y | N | R2 |
| 7Y03A027EA | 1x 4114 10C 85W 2.2GHz | 1x 32GB (2Rx4) | 1x RAID 930-8i | 8 / 8 HS SFF | Open bay | Open slot | 1x PCIe x8 1x PCIe x16 | 2x 750W Platinum | A | N | Y | N | R2 |

* Processor details: Processor quantity and model, cores, thermal design power (TDP), and core speed.

^ The server supports up to three I/O slots on the riser cards. An internal storage controller occupies the PCIe slot 1. The onboard SATA RAID controller does not consume a PCIe slot.

Table 4. SR570 server models (3-year warranty): India

| Model number | Intel Xeon processor* (2 max) | Memory RDIMM (24 max) | Storage controller | Drive bays (std / max) | Drives | Eth. LOM | I/O slots (3 max)^ | Power supply (2 max) | XClarity Controller | Front VGA port | Tool-less Rail Kit | CMA | Power cord |
|-----------------------------|-------------------------------|-----------------------|--------------------|------------------------|-------------|-----------------|---------------------------|----------------------|---------------------|----------------|--------------------|-----|------------|
| Relationship models - India | | | | | | | | | | | | | |
| 7Y03A01JSG | 1x 4108 8C 85W 1.8GHz | 1x 8GB (1Rx8) | 1x SATA RAID | 4 / 4 SS LFF | Open bay | 2x 1Gb RJ-45 | 1x PCIe x8 1x PCIe x16 | 1x 750W Platinum | S | Y | Y | N | R2 |
| 7Y03A010SG | 1x 4108 8C 85W 1.8GHz | 1x 8GB (1Rx8) | 1x RAID 530-8i | 4 / 4 HS LFF | Open bay | 2x 1Gb RJ-45 | 1x PCIe x8 1x PCIe x16 | 1x 750W Platinum | S | Y | Y | N | R2 |
| 7Y03A01NSG | 1x 4108 8C 85W 1.8GHz | 1x 8GB (1Rx8) | 1x RAID 530-8i | 8 / 8 HS SFF | Open bay | 2x 1Gb RJ-45 | 1x PCIe x8 1x PCIe x16 | 1x 750W Platinum | S | Y | Y | N | R2 |
| 7Y03A013SG | 1x 5115 10C 85W 2.4GHz | 1x 16GB (1Rx4) | 1x RAID 530-8i | 8 / 8 HS SFF | Open bay | 2x 1Gb RJ-45 | 1x PCIe x8 1x PCIe x16 | 1x 750W Platinum | S | Y | Y | N | R2 |
| 7Y03A019SG | 1x 5115 10C 85W 2.4GHz | 1x 16GB (1Rx4) | 1x RAID 930-8i | 8 / 8 HS SFF | Open bay | 2x 1Gb RJ-45 | 1x PCIe x8 1x PCIe x16 | 1x 750W Platinum | S | Y | Y | N | R2 |
| 7Y03A01CSG | 1x 5117 14C 105W 2.0GHz | 1x 16GB (1Rx4) | 1x RAID 930-8i | 8 / 8 HS SFF | Open bay | 2x 1Gb RJ-45 | 1x PCIe x8 1x PCIe x16 | 1x 750W Platinum | S | Y | Y | N | R2 |

* Processor details: Processor quantity and model, cores, thermal design power (TDP), and core speed.

^ The server supports up to three I/O slots on the riser cards. An internal storage controller occupies the PCIe slot 1. The onboard SATA RAID controller does not consume a PCIe slot.

Table 5. SR570 server models (3-year warranty): Hong Kong, Taiwan, Korea

| Model number | Intel Xeon processor* (2 max) | Memory RDIMM (24 max) | Storage controller | Drive bays (std / max) | Drives | Eth. LOM | I/O slots (3 max)^ | Power supply (2 max) | XClarity Controller | Front VGA port | Tool-less Rail Kit | CMA | Power cord |
|--|-------------------------------|-----------------------|--------------------|------------------------|-------------|-----------------|---------------------------|----------------------|---------------------|----------------|--------------------|-----|------------|
| Relationship models - Hong Kong, Taiwan, Korea | | | | | | | | | | | | | |
| 7Y03A01QCN | 1x 3104 6C 85W 1.7GHz | 1x 16GB (2Rx8) | 1x RAID 530-8i | 8 / 8 HS SFF | Open bay | 2x 1Gb RJ-45 | 1x PCIe x8 1x PCIe x16 | 1x 750W Platinum | S | N | Y | N | N |
| 7Y03A00BCN | 1x 3104 6C 85W 1.7GHz | 1x 16GB (2Rx8) | 1x RAID 930-8i | 4 / 4 HS LFF | Open bay | 2x 1Gb RJ-45 | 1x PCIe x8 1x PCIe x16 | 1x 750W Platinum | S | N | Y | N | N |
| 7Y03A00CCN | 1x 3104 6C 85W 1.7GHz | 1x 16GB (2Rx8) | 1x RAID 930-8i | 8 / 8 HS SFF | Open bay | 2x 1Gb RJ-45 | 1x PCIe x8 1x PCIe x16 | 1x 750W Platinum | S | N | Y | N | N |
| 7Y03A005CN | 1x 3106 8C 85W 1.7GHz | 1x 16GB (2Rx8) | 1x RAID 930-8i | 4 / 4 HS LFF | Open bay | 2x 1Gb RJ-45 | 1x PCIe x8 1x PCIe x16 | 1x 750W Platinum | S | N | Y | N | N |
| 7Y03A004CN | 1x 3106 8C 85W 1.7GHz | 1x 16GB (2Rx8) | 1x RAID 930-8i | 8 / 8 HS SFF | Open bay | 2x 1Gb RJ-45 | 1x PCIe x8 1x PCIe x16 | 1x 750W Platinum | S | N | Y | N | N |
| 7Y03A000CN | 1x 4108 8C 85W 1.8GHz | 1x 16GB (2Rx8) | 1x RAID 930-8i | 4 / 4 HS LFF | Open bay | 2x 1Gb RJ-45 | 1x PCIe x8 1x PCIe x16 | 1x 750W Platinum | S | N | Y | N | N |
| 7Y03A006CN | 1x 4108 8C 85W 1.8GHz | 1x 16GB (2Rx8) | 1x RAID 930-8i | 8 / 8 HS SFF | Open bay | 2x 1Gb RJ-45 | 1x PCIe x8 1x PCIe x16 | 1x 750W Platinum | S | N | Y | N | N |
| 7Y03A002CN | 1x 4110 8C 85W 2.1GHz | 1x 16GB (2Rx8) | 1x RAID 930-8i | 4 / 4 HS LFF | Open bay | 2x 1Gb RJ-45 | 1x PCIe x8 1x PCIe x16 | 1x 750W Platinum | S | N | Y | N | N |

| Model number | Intel Xeon processor* (2 max) | Memory RDIMM (24 max) | Storage controller | Drive bays (std / max) | Drives | Eth. LOM | I/O slots (3 max)^ | Power supply (2 max) | XClarity Controller | Front VGA port | Tool-less Rail Kit | CMA | Power cord |
|--------------|-------------------------------|-----------------------|--------------------|------------------------|-------------|-----------------|---------------------------|----------------------|---------------------|----------------|--------------------|-----|------------|
| 7Y03A001CN | 1x 4110 8C 85W 2.1GHz | 1x 16GB (2Rx8) | 1x RAID 930-8i | 8 / 8 HS SFF | Open bay | 2x 1Gb RJ-45 | 1x PCIe x8 1x PCIe x16 | 1x 750W Platinum | S | N | Y | N | N |
| 7Y03A00DCN | 1x 4112 4C 85W 2.6GHz | 1x 16GB (2Rx8) | 1x RAID 930-8i | 4 / 4 HS LFF | Open bay | 2x 1Gb RJ-45 | 1x PCIe x8 1x PCIe x16 | 1x 750W Platinum | S | N | Y | N | N |
| 7Y03A003CN | 1x 4112 4C 85W 2.6GHz | 1x 16GB (2Rx8) | 1x RAID 930-8i | 8 / 8 HS SFF | Open bay | 2x 1Gb RJ-45 | 1x PCIe x8 1x PCIe x16 | 1x 750W Platinum | S | N | Y | N | N |
| 7Y03A00ACN | 1x 4114 10C 85W 2.2GHz | 1x 16GB (2Rx8) | 1x RAID 930-8i | 4 / 4 HS LFF | Open bay | 2x 1Gb RJ-45 | 1x PCIe x8 1x PCIe x16 | 1x 750W Platinum | S | N | Y | N | N |
| 7Y03A00ECN | 1x 4114 10C 85W 2.2GHz | 1x 16GB (2Rx8) | 1x RAID 930-8i | 8 / 8 HS SFF | Open bay | 2x 1Gb RJ-45 | 1x PCIe x8 1x PCIe x16 | 1x 750W Platinum | S | N | Y | N | N |
| 7Y03A009CN | 1x 4116 12C 85W 2.1GHz | 1x 16GB (2Rx8) | 1x RAID 930-8i | 4 / 4 HS LFF | Open bay | 2x 1Gb RJ-45 | 1x PCIe x8 1x PCIe x16 | 1x 750W Platinum | S | N | Y | N | N |
| 7Y03A00FCN | 1x 4116 12C 85W 2.1GHz | 1x 16GB (2Rx8) | 1x RAID 930-8i | 8 / 8 HS SFF | Open bay | 2x 1Gb RJ-45 | 1x PCIe x8 1x PCIe x16 | 1x 750W Platinum | S | N | Y | N | N |
| 7Y03A01MCN | 1x 5115 10C 85W 2.4GHz | 1x 16GB (2Rx8) | 1x RAID 930-8i | 4 / 4 HS LFF | Open bay | 2x 1Gb RJ-45 | 1x PCIe x8 1x PCIe x16 | 1x 750W Platinum | S | N | Y | N | N |
| 7Y03A00JCN | 1x 5115 10C 85W 2.4GHz | 1x 16GB (2Rx8) | 1x RAID 930-8i | 8 / 8 HS SFF | Open bay | 2x 1Gb RJ-45 | 1x PCIe x8 1x PCIe x16 | 1x 750W Platinum | S | N | Y | N | N |
| 7Y03A01BCN | 1x 5117 14C 105W 2.0GHz | 1x 16GB (2Rx8) | 1x RAID 930-8i | 4 / 4 HS LFF | Open bay | 2x 1Gb RJ-45 | 1x PCIe x8 1x PCIe x16 | 1x 750W Platinum | S | N | Y | N | N |
| 7Y03A00YCN | 1x 5117 14C 105W 2.0GHz | 1x 16GB (2Rx8) | 1x RAID 930-8i | 8 / 8 HS SFF | Open bay | 2x 1Gb RJ-45 | 1x PCIe x8 1x PCIe x16 | 1x 750W Platinum | S | N | Y | N | N |
| 7Y03A007CN | 1x 5118 12C 105W 2.3GHz | 1x 16GB (2Rx8) | 1x RAID 930-8i | 4 / 4 HS LFF | Open bay | 2x 1Gb RJ-45 | 1x PCIe x8 1x PCIe x16 | 1x 750W Platinum | S | N | Y | N | N |
| 7Y03A008CN | 1x 5118 12C 105W 2.3GHz | 1x 16GB (2Rx8) | 1x RAID 930-8i | 8 / 8 HS SFF | Open bay | 2x 1Gb RJ-45 | 1x PCIe x8 1x PCIe x16 | 1x 750W Platinum | S | N | Y | N | N |
| 7Y03A00LCN | 1x 5120 14C 105W 2.2GHz | 1x 16GB (2Rx8) | 1x RAID 930-8i | 4 / 4 HS LFF | Open bay | 2x 1Gb RJ-45 | 1x PCIe x8 1x PCIe x16 | 1x 750W Platinum | S | N | Y | N | N |
| 7Y03A00PCN | 1x 5120 14C 105W 2.2GHz | 1x 16GB (2Rx8) | 1x RAID 930-8i | 8 / 8 HS SFF | Open bay | 2x 1Gb RJ-45 | 1x PCIe x8 1x PCIe x16 | 1x 750W Platinum | S | N | Y | N | N |
| 7Y03A01YCN | 1x 5120T 14C 105W 2.2GHz | 1x 16GB (2Rx8) | 1x RAID 930-8i | 4 / 4 HS LFF | Open bay | 2x 1Gb RJ-45 | 1x PCIe x8 1x PCIe x16 | 1x 750W Platinum | S | N | Y | N | N |
| 7Y03A01ZCN | 1x 5120T 14C 105W 2.2GHz | 1x 16GB (2Rx8) | 1x RAID 930-8i | 8 / 8 HS SFF | Open bay | 2x 1Gb RJ-45 | 1x PCIe x8 1x PCIe x16 | 1x 750W Platinum | S | N | Y | N | N |
| 7Y03A023CN | 1x 5122 4C 105W 3.6GHz | 1x 16GB (2Rx8) | 1x RAID 930-8i | 4 / 4 HS LFF | Open bay | 2x 1Gb RJ-45 | 1x PCIe x8 1x PCIe x16 | 1x 750W Platinum | S | N | Y | N | N |
| 7Y03A026CN | 1x 5122 4C 105W 3.6GHz | 1x 16GB (2Rx8) | 1x RAID 930-8i | 8 / 8 HS SFF | Open bay | 2x 1Gb RJ-45 | 1x PCIe x8 1x PCIe x16 | 1x 750W Platinum | S | N | Y | N | N |
| 7Y03A024CN | 1x 6130 16C 125W 2.1GHz | 1x 16GB (2Rx8) | 1x RAID 930-16i | 6+4 / 10 HS SFF | Open bay | 2x 1Gb RJ-45 | 1x PCIe x8 1x PCIe x16 | 1x 750W Platinum | S | N | Y | N | N |

* Processor details: Processor quantity and model, cores, thermal design power (TDP), and core speed.

^ The server supports up to three I/O slots on the riser cards. An internal storage controller occupies the PCIe slot 1. The onboard SATA RAID controller does not consume a PCIe slot.

Table 6. SR570 server models (3-year warranty): Japan

| Model number | Intel Xeon processor* (2 max) | Memory RDIMM (24 max) | Storage controller | Drive bays (std / max) | Drives | Eth. LOM | I/O slots (3 max)^ | Power supply (2 max) | XClarity Controller | Front VGA port | Tool-less Rail Kit | CMA | Power cord |
|-----------------------------|-------------------------------|-----------------------|--------------------|------------------------|----------|-----------|---------------------------|----------------------|---------------------|----------------|--------------------|-----|------------|
| Relationship models - Japan | | | | | | | | | | | | | |
| 7Y03A02VJP | 1x 3104 6C 85W 1.7GHz | 1x 16GB (2Rx8) | 1x RAID 930-8i | 8 / 8 HS SFF | Open bay | Open slot | 1x PCIe x8 1x PCIe x16 | 1x 550W | A | N | Y | N | N |
| 7Y03A02YJP | 1x 3106 8C 85W 1.7GHz | 1x 16GB (2Rx8) | 1x RAID 930-8i | 8 / 8 HS SFF | Open bay | Open slot | 1x PCIe x8 1x PCIe x16 | 1x 550W | A | N | Y | N | N |
| 7Y03A030JP | 1x 4108 8C 85W 1.8GHz | 1x 16GB (2Rx8) | 1x RAID 930-8i | 8 / 8 HS SFF | Open bay | Open slot | 1x PCIe x8 1x PCIe x16 | 1x 550W | A | N | Y | N | N |
| 7Y03A02XJP | 1x 4110 8C 85W 2.1GHz | 1x 16GB (2Rx8) | 1x RAID 930-8i | 8 / 8 HS SFF | Open bay | Open slot | 1x PCIe x8 1x PCIe x16 | 1x 550W | A | N | Y | N | N |
| 7Y03A02WJP | 1x 4112 4C 85W 2.6GHz | 1x 16GB (2Rx8) | 1x RAID 930-8i | 8 / 8 HS SFF | Open bay | Open slot | 1x PCIe x8 1x PCIe x16 | 1x 550W | A | N | Y | N | N |
| 7Y03A02ZJP | 1x 4114 10C 85W 2.2GHz | 1x 16GB (2Rx8) | 1x RAID 930-8i | 8 / 8 HS SFF | Open bay | Open slot | 1x PCIe x8 1x PCIe x16 | 1x 550W | A | N | Y | N | N |
| 7Y03A028JP | 1x 6130 16C 125W 2.1GHz | 1x 16GB (2Rx8) | 1x RAID 930-16i | 6+4 / 10 HS SFF | Open bay | Open slot | 1x PCIe x8 1x PCIe x16 | 1x 750W Platinum | A | N | Y | N | N |
| 7Y03A01DJP | 1x 6134 8C 130W 3.2GHz | 1x 16GB (2Rx8) | 1x RAID 930-8i | 8 / 8 HS SFF | Open bay | Open slot | 1x PCIe x8 1x PCIe x16 | 1x 750W Platinum | A | N | Y | N | N |
| 7Y03A02EJP | 1x 6136 12C 150W 3.0GHz | 1x 16GB (2Rx8) | 1x RAID 930-8i | 8 / 8 HS SFF | Open bay | Open slot | 1x PCIe x8 1x PCIe x16 | 1x 750W Platinum | A | N | Y | N | N |
| 7Y03A02DJP | 1x 8160 24C 150W 2.1GHz | 1x 16GB (2Rx8) | 1x RAID 930-8i | 8 / 8 HS SFF | Open bay | Open slot | 1x PCIe x8 1x PCIe x16 | 1x 750W Platinum | A | N | Y | N | N |

* Processor details: Processor quantity and model, cores, thermal design power (TDP), and core speed.

^ The server supports up to three I/O slots on the riser cards. An internal storage controller occupies the PCIe slot 1. The onboard SATA RAID controller does not consume a PCIe slot.

Table 7. SR570 server models (1-year warranty): ASEAN

| Model number | Intel Xeon processor* (2 max) | Memory RDIMM (24 max) | Storage controller | Drive bays (std / max) | Drives | Eth. LOM | I/O slots (3 max)^ | Power supply (2 max) | XClarity Controller | Front VGA port | Tool-less Rail Kit | CMA | Power cord |
|-----------------------------|-------------------------------|-----------------------|--------------------|------------------------|----------|-----------|---------------------------|----------------------|---------------------|----------------|--------------------|-----|------------|
| Relationship models - ASEAN | | | | | | | | | | | | | |
| 7Y02A010SG | 1x 3104 6C 85W 1.7GHz | 1x 16GB (1Rx4) | 1x RAID 530-8i | 8 / 8 HS SFF | Open bay | Open slot | 1x PCIe x8 1x PCIe x16 | 1x 750W Platinum | E | N | Y | N | R2 |
| 7Y02A014SG | 1x 3106 8C 85W 1.7GHz | 1x 16GB (1Rx4) | 1x RAID 530-8i | 8 / 8 HS SFF | Open bay | Open slot | 1x PCIe x8 1x PCIe x16 | 1x 750W Platinum | E | N | Y | N | R2 |
| 7Y02A00SSG | 1x 4108 8C 85W 1.8GHz | 1x 16GB (1Rx4) | 1x RAID 530-8i | 8 / 8 HS SFF | Open bay | Open slot | 1x PCIe x8 1x PCIe x16 | 1x 750W Platinum | E | N | Y | N | R2 |
| 7Y02A00PSG | 1x 4110 8C 85W 2.1GHz | 1x 16GB (1Rx4) | 1x RAID 530-8i | 8 / 8 HS SFF | Open bay | Open slot | 1x PCIe x8 1x PCIe x16 | 1x 750W Platinum | E | N | Y | N | R2 |

| Model number | Intel Xeon processor* (2 max) | Memory RDIMM (24 max) | Storage controller | Drive bays (std / max) | Drives | Eth. LOM | I/O slots (3 max)^ | Power supply (2 max) | XClarity Controller | Front VGA port | Tool-less Rail Kit | CMA | Power cord |
|--------------|-------------------------------|-----------------------|--------------------|------------------------|-------------|--------------|---------------------------|----------------------|---------------------|----------------|--------------------|-----|------------|
| 7Y02A00QSG | 1x 4112 4C 85W 2.6GHz | 1x 16GB (1Rx4) | 1x RAID 530-8i | 8 / 8 HS SFF | Open bay | Open slot | 1x PCIe x8 1x PCIe x16 | 1x 750W Platinum | E | N | Y | N | R2 |
| 7Y02A00KSG | 1x 4114 10C 85W 2.2GHz | 1x 16GB (1Rx4) | 1x RAID 530-8i | 8 / 8 HS SFF | Open bay | Open slot | 1x PCIe x8 1x PCIe x16 | 1x 750W Platinum | E | N | Y | N | R2 |
| 7Y02A00MSG | 1x 4116 12C 85W 2.1GHz | 1x 16GB (1Rx4) | 1x RAID 530-8i | 8 / 8 HS SFF | Open bay | Open slot | 1x PCIe x8 1x PCIe x16 | 1x 750W Platinum | E | N | Y | N | R2 |
| 7Y02A00XSG | 1x 5115 10C 85W 2.4GHz | 1x 16GB (1Rx4) | 1x RAID 530-8i | 8 / 8 HS SFF | Open bay | Open slot | 1x PCIe x8 1x PCIe x16 | 1x 750W Platinum | E | N | Y | N | R2 |
| 7Y02A00YSG | 1x 5117 14C 105W 2.0GHz | 1x 16GB (1Rx4) | 1x RAID 530-8i | 8 / 8 HS SFF | Open bay | Open slot | 1x PCIe x8 1x PCIe x16 | 1x 750W Platinum | E | N | Y | N | R2 |
| 7Y02A011SG | 1x 5118 12C 105W 2.3GHz | 1x 16GB (1Rx4) | 1x RAID 530-8i | 8 / 8 HS SFF | Open bay | Open slot | 1x PCIe x8 1x PCIe x16 | 1x 750W Platinum | E | N | Y | N | R2 |
| 7Y02A012SG | 1x 5120 14C 105W 2.2GHz | 1x 16GB (1Rx4) | 1x RAID 530-8i | 8 / 8 HS SFF | Open bay | Open slot | 1x PCIe x8 1x PCIe x16 | 1x 750W Platinum | E | N | Y | N | R2 |
| 7Y02A00ZSG | 1x 5122 4C 105W 3.6GHz | 1x 16GB (1Rx4) | 1x RAID 530-8i | 8 / 8 HS SFF | Open bay | Open slot | 1x PCIe x8 1x PCIe x16 | 1x 750W Platinum | E | N | Y | N | R2 |
| 7Y02A013SG | 1x 6126 12C 125W 2.6GHz | 1x 16GB (1Rx4) | 1x RAID 530-8i | 8 / 8 HS SFF | Open bay | Open slot | 1x PCIe x8 1x PCIe x16 | 1x 750W Platinum | E | N | Y | N | R2 |
| 7Y02A015SG | 1x 6128 6C 115W 3.4GHz | 1x 16GB (1Rx4) | 1x RAID 530-8i | 8 / 8 HS SFF | Open bay | Open slot | 1x PCIe x8 1x PCIe x16 | 1x 750W Platinum | E | N | Y | N | R2 |
| 7Y02A00TSG | 1x 6130 16C 125W 2.1GHz | 1x 16GB (1Rx4) | 1x RAID 530-8i | 8 / 8 HS SFF | Open bay | Open slot | 1x PCIe x8 1x PCIe x16 | 1x 750W Platinum | E | N | Y | N | R2 |
| 7Y02A00USG | 1x 6132 14C 140W 2.6GHz | 1x 16GB (1Rx4) | 1x RAID 530-8i | 8 / 8 HS SFF | Open bay | Open slot | 1x PCIe x8 1x PCIe x16 | 1x 750W Platinum | E | N | Y | N | R2 |
| 7Y02A00VSG | 1x 6134 8C 130W 3.2GHz | 1x 16GB (1Rx4) | 1x RAID 530-8i | 8 / 8 HS SFF | Open bay | Open slot | 1x PCIe x8 1x PCIe x16 | 1x 750W Platinum | E | N | Y | N | R2 |
| 7Y02A00JSG | 1x 6136 12C 150W 3.0GHz | 1x 16GB (1Rx4) | 1x RAID 530-8i | 8 / 8 HS SFF | Open bay | Open slot | 1x PCIe x8 1x PCIe x16 | 1x 750W Platinum | E | N | Y | N | R2 |
| 7Y02A00LSG | 1x 6140 18C 140W 2.3GHz | 1x 16GB (1Rx4) | 1x RAID 530-8i | 8 / 8 HS SFF | Open bay | Open slot | 1x PCIe x8 1x PCIe x16 | 1x 750W Platinum | E | N | Y | N | R2 |
| 7Y02A00NSG | 1x 6142 16C 150W 2.6GHz | 1x 16GB (1Rx4) | 1x RAID 530-8i | 8 / 8 HS SFF | Open bay | Open slot | 1x PCIe x8 1x PCIe x16 | 1x 750W Platinum | E | N | Y | N | R2 |
| 7Y02A00RSG | 1x 6148 20C 150W 2.4GHz | 1x 16GB (1Rx4) | 1x RAID 530-8i | 8 / 8 HS SFF | Open bay | Open slot | 1x PCIe x8 1x PCIe x16 | 1x 750W Platinum | E | N | Y | N | R2 |
| 7Y02A00WSG | 1x 6152 22C 140W 2.1GHz | 1x 16GB (1Rx4) | 1x RAID 530-8i | 8 / 8 HS SFF | Open bay | Open slot | 1x PCIe x8 1x PCIe x16 | 1x 750W Platinum | E | N | Y | N | R2 |

* Processor details: Processor quantity and model, cores, thermal design power (TDP), and core speed.

^ The server supports up to three I/O slots on the riser cards. An internal storage controller occupies the PCIe slot 1. The onboard SATA RAID controller does not consume a PCIe slot.

Table 8. SR570 server models (3-year warranty): Australia and New Zealand

| Model number | Intel Xeon processor* (2 max) | Memory RDIMM (24 max) | Storage controller | Drive bays (std / max) | Drives | Eth. LOM | I/O slots (3 max)^ | Power supply (2 max) | XClarity Controller | Front VGA port | Tool-less Rail Kit | CMA | Power cord |
|---|-------------------------------|-----------------------|--------------------|------------------------|----------|-----------|---------------------------|----------------------|---------------------|----------------|--------------------|-----|------------|
| Relationship models - Australia and New Zealand | | | | | | | | | | | | | |
| 7Y03A016AU | 1x 3104 6C 85W 1.7GHz | 1x 16GB (2Rx8) | 1x RAID 530-8i | 8 / 8 HS SFF | Open bay | Open slot | 1x PCIe x8 1x PCIe x16 | 1x 750W Platinum | S | N | Y | N | R2 |
| 7Y03A00SAU | 1x 3104 6C 85W 1.7GHz | 1x 16GB (2Rx8) | 1x RAID 930-8i | 8 / 8 HS SFF | Open bay | Open slot | 1x PCIe x8 1x PCIe x16 | 1x 750W Platinum | S | N | Y | N | R2 |
| 7Y03A00XAU | 1x 3106 8C 85W 1.7GHz | 1x 16GB (2Rx8) | 1x SATA RAID | 4 / 4 SS LFF | Open bay | Open slot | No slots | 1x 750W Platinum | S | N | Y | N | R2 |
| 7Y03A012AU | 1x 4108 8C 85W 1.8GHz | 1x 16GB (2Rx8) | 1x RAID 530-8i | 8 / 8 HS SFF | Open bay | Open slot | 1x PCIe x8 1x PCIe x16 | 1x 750W Platinum | S | N | Y | N | R2 |
| 7Y03A00MAU | 1x 4108 8C 85W 1.8GHz | 1x 16GB (2Rx8) | 1x RAID 930-8i | 8 / 8 HS SFF | Open bay | Open slot | 1x PCIe x8 1x PCIe x16 | 1x 750W Platinum | S | N | Y | N | R2 |
| 7Y03A01XAU | 1x 4110 8C 85W 2.1GHz | 1x 16GB (2Rx8) | 1x RAID 530-8i | 4 / 4 HS LFF | Open bay | Open slot | 1x PCIe x8 1x PCIe x16 | 1x 750W Platinum | S | N | Y | N | R2 |
| 7Y03A00UJU | 1x 4110 8C 85W 2.1GHz | 1x 16GB (2Rx8) | 1x RAID 530-8i | 8 / 8 HS SFF | Open bay | Open slot | 1x PCIe x8 1x PCIe x16 | 1x 750W Platinum | S | N | Y | N | R2 |
| 7Y03A01WJU | 1x 4110 8C 85W 2.1GHz | 1x 16GB (2Rx8) | 1x RAID 930-8i | 4 / 4 HS LFF | Open bay | Open slot | 1x PCIe x8 1x PCIe x16 | 1x 750W Platinum | S | N | Y | N | R2 |
| 7Y03A01UJU | 1x 4110 8C 85W 2.1GHz | 1x 16GB (2Rx8) | 1x RAID 930-8i | 8 / 8 HS SFF | Open bay | Open slot | 1x PCIe x8 1x PCIe x16 | 1x 750W Platinum | S | N | Y | N | R2 |
| 7Y03A00NAU | 1x 4114 10C 85W 2.2GHz | 1x 16GB (2Rx8) | 1x RAID 530-8i | 8 / 8 HS SFF | Open bay | Open slot | 1x PCIe x8 1x PCIe x16 | 1x 750W Platinum | S | N | Y | N | R2 |
| 7Y03A01KAU | 1x 4114 10C 85W 2.2GHz | 1x 16GB (2Rx8) | 1x RAID 930-8i | 8 / 8 HS SFF | Open bay | Open slot | 1x PCIe x8 1x PCIe x16 | 1x 750W Platinum | S | N | Y | N | R2 |
| 7Y03A00GAU | 2x 4114 10C 85W 2.2GHz | 2x 32GB (2Rx4) | 1x 430-16i HBA | 6+4 / 10 HS SFF | Open bay | Open slot | 1x PCIe x8 2x PCIe x16 | 2x 750W Platinum | E | N | Y | N | R2 |
| 7Y03A011AU | 1x 4116 12C 85W 2.1GHz | 1x 16GB (2Rx8) | 1x RAID 930-8i | 8 / 8 HS SFF | Open bay | Open slot | 1x PCIe x8 1x PCIe x16 | 1x 750W Platinum | S | N | Y | N | R2 |
| 7Y03A01SAU | 1x 5118 12C 105W 2.3GHz | 1x 16GB (2Rx8) | 1x RAID 530-8i | 4 / 4 HS LFF | Open bay | Open slot | 1x PCIe x8 1x PCIe x16 | 1x 750W Platinum | S | N | Y | N | R2 |
| 7Y03A01VAU | 1x 5118 12C 105W 2.3GHz | 1x 16GB (2Rx8) | 1x RAID 930-8i | 4 / 4 HS LFF | Open bay | Open slot | 1x PCIe x8 1x PCIe x16 | 1x 750W Platinum | S | N | Y | N | R2 |
| 7Y03A015AU | 1x 5118 12C 105W 2.3GHz | 1x 16GB (2Rx8) | 1x RAID 930-8i | 8 / 8 HS SFF | Open bay | Open slot | 1x PCIe x8 1x PCIe x16 | 1x 750W Platinum | S | N | Y | N | R2 |
| 7Y03A00HAU | 2x 5118 12C 105W 2.3GHz | 2x 32GB (2Rx4) | 1x 430-16i HBA | 6+4 / 10 HS SFF | Open bay | Open slot | 1x PCIe x8 2x PCIe x16 | 2x 750W Platinum | E | N | Y | N | R2 |
| 7Y03A00QAU | 1x 5120 14C 105W 2.2GHz | 1x 16GB (2Rx8) | 1x RAID 930-8i | 8 / 8 HS SFF | Open bay | Open slot | 1x PCIe x8 1x PCIe x16 | 1x 750W Platinum | S | N | Y | N | R2 |
| 7Y03A00TAU | 1x 6130 16C 125W 2.1GHz | 1x 32GB (2Rx4) | 1x RAID 930-8i | 8 / 8 HS SFF | Open bay | Open slot | 1x PCIe x8 1x PCIe x16 | 1x 750W Platinum | S | N | Y | N | R2 |
| 7Y03A00WJU | 1x 6142 16C 150W 2.6GHz | 1x 32GB (2Rx4) | 1x RAID 930-8i | 8 / 8 HS SFF | Open bay | Open slot | 1x PCIe x8 1x PCIe x16 | 1x 750W Platinum | S | N | Y | N | R2 |
| TopSeller models - Australia and New Zealand | | | | | | | | | | | | | |
| 7Y03A02MAU | 1x 3104 6C 85W 1.7GHz | 1x 16GB (2Rx8) | 1x RAID 930-8i | 4 / 4 HS LFF | Open bay | Open slot | 1x PCIe x8 1x PCIe x16 | 1x 750W Platinum | E | N | Y | Y | R2 |

| Model number | Intel Xeon processor* (2 max) | Memory RDIMM (24 max) | Storage controller | Drive bays (std / max) | Drives | Eth. LOM | I/O slots (3 max)^ | Power supply (2 max) | XClarity Controller | Front VGA port | Tool-less Rail Kit | CMA | Power cord |
|--------------|-------------------------------|-----------------------|--------------------|------------------------|-------------|--------------|---------------------------|----------------------|---------------------|----------------|--------------------|-----|------------|
| 7Y03A02SAU | 1x 3104 6C 85W 1.7GHz | 1x 16GB (2Rx8) | 1x RAID 930-8i | 8 / 8 HS SFF | Open bay | Open slot | 1x PCIe x8 1x PCIe x16 | 1x 750W Platinum | E | N | Y | Y | R2 |
| 7Y03A02QAU | 1x 3106 8C 85W 1.7GHz | 1x 16GB (2Rx8) | 1x RAID 930-8i | 4 / 4 HS LFF | Open bay | Open slot | 1x PCIe x8 1x PCIe x16 | 1x 750W Platinum | E | N | Y | Y | R2 |
| 7Y03A02NAU | 1x 3106 8C 85W 1.7GHz | 1x 16GB (2Rx8) | 1x RAID 930-8i | 8 / 8 HS SFF | Open bay | Open slot | 1x PCIe x8 1x PCIe x16 | 1x 750W Platinum | E | N | Y | Y | R2 |
| 7Y03A02LAU | 1x 4110 8C 85W 2.1GHz | 1x 16GB (2Rx8) | 1x RAID 930-8i | 4 / 4 HS LFF | Open bay | Open slot | 1x PCIe x8 1x PCIe x16 | 1x 750W Platinum | E | N | Y | Y | R2 |
| 7Y03A02TAU | 1x 4110 8C 85W 2.1GHz | 1x 16GB (2Rx8) | 1x RAID 930-8i | 8 / 8 HS SFF | Open bay | Open slot | 1x PCIe x8 1x PCIe x16 | 1x 750W Platinum | E | N | Y | Y | R2 |
| 7Y03A02RAU | 1x 4116 12C 85W 2.1GHz | 1x 16GB (2Rx8) | 1x RAID 930-8i | 4 / 4 HS LFF | Open bay | Open slot | 1x PCIe x8 1x PCIe x16 | 1x 750W Platinum | E | N | Y | Y | R2 |
| 7Y03A02PAU | 1x 4116 12C 85W 2.1GHz | 1x 16GB (2Rx8) | 1x RAID 930-8i | 8 / 8 HS SFF | Open bay | Open slot | 1x PCIe x8 1x PCIe x16 | 1x 750W Platinum | E | N | Y | Y | R2 |

* Processor details: Processor quantity and model, cores, thermal design power (TDP), and core speed.

^ The server supports up to three I/O slots on the riser cards. An internal storage controller occupies the PCIe slot 1. The onboard SATA RAID controller does not consume a PCIe slot.

Processors

The SR570 server supports one or two Intel Xeon Bronze, Silver, Gold, or Platinum processors of up to 150 W TDP.

The following table lists the specifications of the processors for the SR570 server.

Table 9. CPU specifications (HT = Hyper-Threading, TB = Turbo Boost, VT = Virtualization Technology)

| CPU model | Core frequency (Base / TB Max) | Number of cores / threads | Cache | Max DDR4 frequency | Max memory per socket | UPI speed | TDP | HT | TB | VT-x | VT-d |
|---------------------------------------|--------------------------------|---------------------------|----------|--------------------|-----------------------|-----------|------|-----|-----|------|------|
| Intel Xeon Bronze processors | | | | | | | | | | | |
| 3104 | 1.7 / 1.7 GHz | 6 / 6 | 8.25 MB | 2133 MHz | 768 GB | 9.6 GT/s | 85W | No | No | Yes | Yes |
| 3106 | 1.7 / 1.7 GHz | 8 / 8 | 11 MB | 2133 MHz | 768 GB | 9.6 GT/s | 85W | No | No | Yes | Yes |
| Intel Xeon Silver processors | | | | | | | | | | | |
| 4108 | 1.8 / 3.0 GHz | 8 / 16 | 11 MB | 2400 MHz | 768 GB | 9.6 GT/s | 85W | Yes | Yes | Yes | Yes |
| 4109T | 2.0 / 3.0 GHz | 8 / 16 | 11 MB | 2400 MHz | 768 GB | 9.6 GT/s | 70W | Yes | Yes | Yes | Yes |
| 4110 | 2.1 / 3.0 GHz | 8 / 16 | 11 MB | 2400 MHz | 768 GB | 9.6 GT/s | 85W | Yes | Yes | Yes | Yes |
| 4112 | 2.6 / 3.0 GHz | 4 / 8 | 8.25 MB | 2400 MHz | 768 GB | 9.6 GT/s | 85W | Yes | Yes | Yes | Yes |
| 4114 | 2.2 / 3.0 GHz | 10 / 20 | 13.75 MB | 2400 MHz | 768 GB | 9.6 GT/s | 85W | Yes | Yes | Yes | Yes |
| 4114T | 2.2 / 3.0 GHz | 10 / 20 | 13.75 MB | 2400 MHz | 768 GB | 9.6 GT/s | 85W | Yes | Yes | Yes | Yes |
| 4116 | 2.1 / 3.0 GHz | 12 / 24 | 16.5 MB | 2400 MHz | 768 GB | 9.6 GT/s | 85W | Yes | Yes | Yes | Yes |
| 4116T | 2.1 / 3.0 GHz | 12 / 24 | 16.5 MB | 2400 MHz | 768 GB | 9.6 GT/s | 85W | Yes | Yes | Yes | Yes |
| Intel Xeon Gold processors | | | | | | | | | | | |
| 5115 | 2.4 / 3.2 GHz | 10 / 20 | 13.75 MB | 2400 MHz | 768 GB | 10.4 GT/s | 85W | Yes | Yes | Yes | Yes |
| 5117 | 2.0 / 2.8 GHz | 14 / 28 | 19.25 MB | 2400 MHz | 768 GB | 10.4 GT/s | 105W | Yes | Yes | Yes | Yes |
| 5118 | 2.3 / 3.2 GHz | 12 / 24 | 16.5 MB | 2400 MHz | 768 GB | 10.4 GT/s | 105W | Yes | Yes | Yes | Yes |
| 5119T | 1.9 / 3.2 GHz | 14 / 28 | 19.25 MB | 2400 MHz | 768 GB | 10.4 GT/s | 85W | Yes | Yes | Yes | Yes |
| 5120 | 2.2 / 3.2 GHz | 14 / 28 | 19.25 MB | 2400 MHz | 768 GB | 10.4 GT/s | 105W | Yes | Yes | Yes | Yes |
| 5120T | 2.2 / 3.2 GHz | 14 / 28 | 19.25 MB | 2400 MHz | 768 GB | 10.4 GT/s | 105W | Yes | Yes | Yes | Yes |
| 5122 | 3.6 / 3.7 GHz | 4 / 8 | 16.5 MB | 2666 MHz | 768 GB | 10.4 GT/s | 105W | Yes | Yes | Yes | Yes |
| 6126 | 2.6 / 3.7 GHz | 12 / 24 | 19.25 MB | 2666 MHz | 768 GB | 10.4 GT/s | 125W | Yes | Yes | Yes | Yes |
| 6126T | 2.6 / 3.7 GHz | 12 / 24 | 19.25 MB | 2666 MHz | 768 GB | 10.4 GT/s | 125W | Yes | Yes | Yes | Yes |
| 6128 | 3.4 / 3.7 GHz | 6 / 12 | 19.25 MB | 2666 MHz | 768 GB | 10.4 GT/s | 115W | Yes | Yes | Yes | Yes |
| 6130 | 2.1 / 3.7 GHz | 16 / 32 | 22 MB | 2666 MHz | 768 GB | 10.4 GT/s | 125W | Yes | Yes | Yes | Yes |
| 6130T | 2.1 / 3.7 GHz | 16 / 32 | 22 MB | 2666 MHz | 768 GB | 10.4 GT/s | 125W | Yes | Yes | Yes | Yes |
| 6132 | 2.6 / 3.7 GHz | 14 / 18 | 19.25 MB | 2666 MHz | 768 GB | 10.4 GT/s | 140W | Yes | Yes | Yes | Yes |
| 6134 | 3.2 / 3.7 GHz | 8 / 16 | 24.75 MB | 2666 MHz | 768 GB | 10.4 GT/s | 130W | Yes | Yes | Yes | Yes |
| 6136 | 3.0 / 3.7 GHz | 12 / 24 | 24.75 MB | 2666 MHz | 768 GB | 10.4 GT/s | 150W | Yes | Yes | Yes | Yes |
| 6138 | 2.0 / 3.7 GHz | 20 / 40 | 27.5 MB | 2666 MHz | 768 GB | 10.4 GT/s | 125W | Yes | Yes | Yes | Yes |
| 6138T | 2.0 / 3.7 GHz | 20 / 40 | 27.5 MB | 2666 MHz | 768 GB | 10.4 GT/s | 125W | Yes | Yes | Yes | Yes |
| 6140 | 2.3 / 3.7 GHz | 18 / 36 | 24.75 MB | 2666 MHz | 768 GB | 10.4 GT/s | 140W | Yes | Yes | Yes | Yes |
| 6142 | 2.6 / 3.7 GHz | 16 / 32 | 22 MB | 2666 MHz | 768 GB | 10.4 GT/s | 150W | Yes | Yes | Yes | Yes |
| 6148 | 2.4 / 3.7 GHz | 20 / 40 | 27.5 MB | 2666 MHz | 768 GB | 10.4 GT/s | 150W | Yes | Yes | Yes | Yes |
| 6152 | 2.1 / 3.7 GHz | 22 / 44 | 30.25 MB | 2666 MHz | 768 GB | 10.4 GT/s | 140W | Yes | Yes | Yes | Yes |
| Intel Xeon Platinum processors | | | | | | | | | | | |
| 8153 | 2.0 / 2.8 GHz | 16 / 32 | 22 MB | 2666 MHz | 768 GB | 10.4 GT/s | 125W | Yes | Yes | Yes | Yes |
| 8156 | 3.6 / 3.7 GHz | 4 / 8 | 16.5 MB | 2666 MHz | 768 GB | 10.4 GT/s | 105W | Yes | Yes | Yes | Yes |
| 8158 | 3.0 / 3.7 GHz | 12 / 24 | 24.75 MB | 2666 MHz | 768 GB | 10.4 GT/s | 150W | Yes | Yes | Yes | Yes |

| CPU model | Core frequency (Base / TB Max) | Number of cores / threads | Cache | Max DDR4 frequency | Max memory per socket | UPI speed | TDP | HT | TB | VT-x | VT-d |
|-----------|--------------------------------|---------------------------|----------|--------------------|-----------------------|-----------|------|-----|-----|------|------|
| 8160 | 2.1 / 3.7 GHz | 24 / 48 | 33 MB | 2666 MHz | 768 GB | 10.4 GT/s | 150W | Yes | Yes | Yes | Yes |
| 8160T | 2.1 / 3.7 GHz | 24 / 48 | 33 MB | 2666 MHz | 768 GB | 10.4 GT/s | 150W | Yes | Yes | Yes | Yes |
| 8164 | 2.0 / 3.7 GHz | 26 / 52 | 35.75 MB | 2666 MHz | 768 GB | 10.4 GT/s | 150W | Yes | Yes | Yes | Yes |

For the SR570 server models that come standard with one processor, the second processor can be ordered, if required (see the following table for ordering information). The second processor must be of the same model as the first processor. The second processor option includes a processor, a heatsink, and two additional single-rotor system fans.

Table 10. Processor options

| Description | Part number | Feature code* |
|---|-------------|---------------|
| Intel Xeon Bronze processors | | |
| ThinkSystem SR570 Intel Xeon Bronze 3104 6C 85W 1.7GHz Processor Option Kit | 4XG7A07224 | AWEJ |
| ThinkSystem SR570 Intel Xeon Bronze 3106 8C 85W 1.7GHz Processor Option Kit | 4XG7A07222 | AWEH |
| Intel Xeon Silver processors | | |
| ThinkSystem SR570 Intel Xeon Silver 4108 8C 85W 1.8GHz Processor Option Kit | 4XG7A07223 | AWEG |
| ThinkSystem SR570 Intel Xeon Silver 4109T 8C 70W 2.0GHz Processor Option Kit | 4XG7A07225 | AWET |
| ThinkSystem SR570 Intel Xeon Silver 4110 8C 85W 2.1GHz Processor Option Kit | 4XG7A07226 | AWEE |
| ThinkSystem SR570 Intel Xeon Silver 4112 4C 85W 2.6GHz Processor Option Kit | 4XG7A07228 | AWEF |
| ThinkSystem SR570 Intel Xeon Silver 4114 10C 85W 2.2GHz Processor Option Kit | 4XG7A07229 | AWEC |
| ThinkSystem SR570 Intel Xeon Silver 4114T 10C 85W 2.2GHz Processor Option Kit | 4XG7A07254 | AWES |
| ThinkSystem SR570 Intel Xeon Silver 4116 12C 85W 2.1GHz Processor Option Kit | 4XG7A07227 | AWER |
| ThinkSystem SR570 Intel Xeon Silver 4116T 12C 85W 2.1GHz Processor Option Kit | 4XG7A07256 | AWEA |
| Intel Xeon Gold processors | | |
| ThinkSystem SR570 Intel Xeon Gold 5115 10C 85W 2.4GHz Processor Option Kit | 4XG7A07246 | AWDU |
| ThinkSystem SR570 Intel Xeon Gold 5117 14C 105W 2.0GHz Processor Option Kit | 4XG7A09394 | B137 |
| ThinkSystem SR570 Intel Xeon Gold 5118 12C 105W 2.3GHz Processor Option Kit | 4XG7A07230 | AWEP |
| ThinkSystem SR570 Intel Xeon Gold 5119T 14C 85W 1.9GHz Processor Option Kit | 4XG7A07255 | AWEQ |
| ThinkSystem SR570 Intel Xeon Gold 5120 14C 105W 2.2GHz Processor Option Kit | 4XG7A07232 | AWE6 |
| ThinkSystem SR570 Intel Xeon Gold 5120T 14C 105W 2.2GHz Processor Option Kit | 4XG7A07231 | AWE8 |
| ThinkSystem SR570 Intel Xeon Gold 5122 4C 105W 3.6GHz Processor Option Kit | 4XG7A07250 | AWED |
| ThinkSystem SR570 Intel Xeon Gold 6126 12C 125W 2.6GHz Processor Option Kit | 4XG7A07236 | AWEL |
| ThinkSystem SR570 Intel Xeon Gold 6126T 12C 125W 2.6GHz Processor Option Kit | 4XG7A07220 | AWE5 |
| ThinkSystem SR570 Intel Xeon Gold 6128 6C 115W 3.4GHz Processor Option Kit | 4XG7A07252 | AWEB |
| ThinkSystem SR570 Intel Xeon Gold 6130 16C 125W 2.1GHz Processor Option Kit | 4XG7A07221 | AWEN |
| ThinkSystem SR570 Intel Xeon Gold 6130T 16C 125W 2.1GHz Processor Option Kit | 4XG7A07235 | AWE4 |
| ThinkSystem SR570 Intel Xeon Gold 6132 14C 140W 2.6GHz Processor Option Kit | 4XG7A07251 | AWDY |
| ThinkSystem SR570 Intel Xeon Gold 6134 8C 130W 3.2GHz Processor Option Kit | 4XG7A07241 | AWE9 |
| ThinkSystem SR570 Intel Xeon Gold 6136 12C 150W 3.0GHz Processor Option Kit | 4XG7A07242 | AWE3 |
| ThinkSystem SR570 Intel Xeon Gold 6138 20C 125W 2.0GHz Processor Option Kit | 4XG7A07234 | AWDZ |
| ThinkSystem SR570 Intel Xeon Gold 6138T 20C 125W 2.0GHz Processor Option Kit | 4XG7A07233 | AWEM |

| Description | Part number | Feature code* |
|--|-------------|---------------|
| ThinkSystem SR570 Intel Xeon Gold 6140 18C 140W 2.3GHz Processor Option Kit | 4XG7A07243 | AWE1 |
| ThinkSystem SR570 Intel Xeon Gold 6142 16C 150W 2.6GHz Processor Option Kit | 4XG7A07244 | AWDW |
| ThinkSystem SR570 Intel Xeon Gold 6148 20C 150W 2.4GHz Processor Option Kit | 4XG7A07245 | AWDX |
| ThinkSystem SR570 Intel Xeon Gold 6152 22C 140W 2.1GHz Processor Option Kit | 4XG7A07247 | AWDV |
| Intel Xeon Platinum processors | | |
| ThinkSystem SR570 Intel Xeon Platinum 8153 16C 125W 2.0GHz Processor Option Kit | 4XG7A07248 | AWDR |
| ThinkSystem SR570 Intel Xeon Platinum 8156 4C 105W 3.6GHz Processor Option Kit | 4XG7A07249 | AWDL |
| ThinkSystem SR570 Intel Xeon Platinum 8158 12C 150W 3.0GHz Processor Option Kit | 4XG7A07237 | AWDS |
| ThinkSystem SR570 Intel Xeon Platinum 8160 24C 150W 2.1GHz Processor Option Kit | 4XG7A07238 | AWDP |
| ThinkSystem SR570 Intel Xeon Platinum 8160T 24C 150W 2.1GHz Processor Option Kit | 4XG7A07239 | AWEK |
| ThinkSystem SR570 Intel Xeon Platinum 8164 26C 150W 2.0GHz Processor Option Kit | 4XG7A07240 | AWDM |

* For CTO configurations, the feature code represents a processor, and fans and heatsinks are derived by the configuration tool.

Memory

The SR570 server supports up to 8 TruDDR4 memory DIMMs with one processor and up to 16 DIMMs when two processors are installed. Each processor has six memory channels, and there is a one DIMM per channel for four channels and two DIMMs per channel for two channels for a total of 8 DIMMs per processor.

Lenovo TruDDR4 memory uses the highest-quality components sourced from Tier 1 DRAM suppliers and only memory that meets strict requirements is selected. It is compatibility tested and tuned on every ThinkSystem server to maximize performance and reliability.

TruDDR4 memory has a unique signature programmed into the DIMM, which enables Lenovo servers to verify whether the memory installed is qualified and supported. Lenovo qualified and supported TruDDR4 memory is covered by Lenovo warranty, and service and support provided worldwide.

The following rules apply when selecting the memory configuration:

- The server supports RDIMMs and LRDIMMs.
- Mixing different types of memory (RDIMMs and LRDIMMs) is not supported.
- Mixing x4 and x8 RDIMMs and RDIMMs of different capacity is supported.
- All DIMMs in the server operate at the same speed up to 2666 MHz, which is determined by the maximum memory speed supported by the specific processor.
Note: Maximum memory speed can be achieved when Max performance mode is enabled in UEFI.
- The following maximum memory capacities supported by the server:
 - RDIMMs: 512 GB (256 GB per processor).
 - LRDIMMs: 1024 GB (512 GB per processor).

The following memory protection technologies are supported:

- ECC
- SDDC (for x4-based memory DIMMs)
- ADDDC (for x4-based memory DIMMs; Gold and Platinum processors only)
- Memory mirroring
- Memory rank sparing
- Patrol scrubbing
- Demand scrubbing

Single Device Data Correction (SDDC) works only in the independent channel mode (the default operational mode) and supports only x4-based memory DIMMs.

Adaptive Double Device Data Correction (ADDDC) works with x4-based memory DIMMs and requires two DIMM ranks per channel, Intel Xeon Gold or Platinum processors, and the Closed Page memory access mode.

If memory mirroring is used, then DIMMs must be installed in quantities of 2 or 4 per processor for mirroring across two memory channels, or 3 or 6 per processor for mirroring across three memory channels. All DIMMs must be identical in type and size.

If memory rank sparing is used, then a dual-rank or quad-rank DIMM must be installed per populated channel (the DIMMs do not need to be identical; single-rank DIMMs are not supported). In rank sparing mode, one rank of a DIMM in each populated channel is reserved as spare memory. The size of a rank varies depending on the DIMMs installed.

SDDC, memory mirroring, and memory rank sparing modes are mutually exclusive. Only one operational memory mode can be enabled on the server, and it is a system-wide setting.

The following table lists memory options available for the SR570 server.

Table 11. Memory options

| Description | Part number | Feature code | Maximum supported* |
|--|-------------|--------------|--------------------|
| RDIMMs - 2666 MHz | | | |
| ThinkSystem 8GB TruDDR4 2666 MHz (1Rx8 1.2V) RDIMM | 7X77A01301 | AUU1 | 8 / 16 |
| ThinkSystem 16GB TruDDR4 2666 MHz (1Rx4 1.2V) RDIMM | 7X77A01302 | AUNB | 8 / 16 |
| ThinkSystem 16GB TruDDR4 2666 MHz (2Rx8 1.2V) RDIMM | 7X77A01303 | AUNC | 8 / 16 |
| ThinkSystem 32GB TruDDR4 2666 MHz (2Rx4 1.2V) RDIMM | 7X77A01304 | AUND | 8 / 16 |
| LRDIMMs - 2666 MHz | | | |
| ThinkSystem 64GB TruDDR4 2666 MHz (4Rx4 1.2V) LRDIMM | 7X77A01305 | AUNE | 8 / 16 |

* The maximum quantity shown is with one processor / two processors.

Internal storage

The SR570 server supports the following internal drive bay configurations:

1. 4 LFF SAS/SATA Simple Swap drive bays
2. 4 LFF SAS/SATA hot-swap drive bays
3. 8 SFF SAS/SATA hot-swap drive bays
4. 10 SFF hot-swap drive bays: 6x 2.5" SAS/SATA & 4x 2.5" AnyBay

In addition, the SR570 server models can be configured with one or two internal M.2 SATA SSDs. The server also supports configurations without drive bays.

Lenovo AnyBay is a unique drive bay type that allows a choice of drive interface types in the same drive bay: SAS drives, SATA drives, or U.2 NVMe PCIe drives.

The following figure shows the internal drive bay configurations.

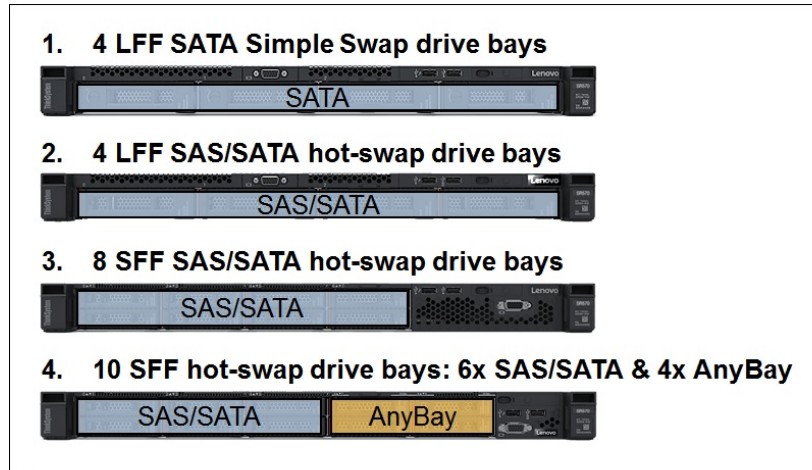


Figure 7. Internal drive bay configurations

The following table lists the internal storage options for the SR570 server.

Table 12. Internal storage options

| Description | Part number | Feature code | Maximum supported |
|--|-------------|--------------|-------------------|
| Factory-installed backplane kits | | | |
| ThinkSystem SR530/SR570/SR630 4x3.5" SATA/SAS Backplane | None* | AUW8 | 1 |
| ThinkSystem SR530//SR570/SR630 8x2.5" SATA/SAS Backplane | None* | AUWB | 1 |
| ThinkSystem SR570/SR630 10x2.5" AnyBay Backplane | None* | AUW9 | 1 |
| Backplane kit field upgrade options | | | |
| ThinkSystem SR570 2.5" SATA/SAS 8-Bay Backplane Kit | 4XH7A08762 | None** | 1 |
| M.2 enablement kits | | | |
| ThinkSystem M.2 Enablement Kit | 7Y37A01092 | AUMU | 1 |
| ThinkSystem M.2 with Mirroring Enablement Kit | 7Y37A01093 | AUMV | 1 |

* These backplane kits can be factory-installed in standard or custom (CTO or Special Bid) models, and they might not have an option part number assigned.

** Field upgrade only; used for upgrading models without any drive bays to 8x 2.5" SAS/SATA hot-swap drive bays.

M.2 Enablement Kit configuration notes:

- The M.2 Enablement Kit (7Y37A01092) supports one M.2 SATA SSD which is connected to the SATA port on the Intel Platform Controller Hub (PCH).
- The M.2 with Mirroring Enablement Kit (7Y37A01093) is connected to the Intel PCH via the PCIe link, and the kit supports two M.2 SATA SSDs that can be configured in a RAID-1 or RAID-0 drive group, or they can operate as two separate drives.

The following tables list supported internal storage configurations with the SAS/SATA and AnyBay backplanes.

Table 13. Internal storage configurations

| Drive bay configuration | Backplane kit type and quantity | | | Storage controller type and quantity* |
|--|---------------------------------|------------------|-----------------|---|
| | 4x 3.5" SATA/SAS | 8x 2.5" SATA/SAS | 10x 2.5" AnyBay | |
| 4x 3.5" chassis (Feature code AXEZ) | | | | |
| 4x 3.5-in. SATA Simple Swap | 0 | 0 | 0 | Onboard AHCI (non-RAID) / Intel RSTe (RAID) (4) |
| 4x 3.5-in. SAS/SATA hot-swap (front) | 1 | 0 | 0 | 1x RAID 530/730/930-8i (4) |
| | | | | 1x 430-8i HBA (4) |
| 8x 2.5" chassis (Feature code AXEY) | | | | |
| 8x 2.5-in. SAS/SATA hot-swap (front) | 0 | 1 | 0 | 1x RAID 530/730/930-8i (8) |
| | | | | 1x 430-8i HBA (8) |
| 10x 2.5" chassis (Feature code AXEX) | | | | |
| 6x 2.5-in. SAS/SATA + 4x 2.5-in. AnyBay hot-swap (front) | 0 | 0 | 1 | 1x RAID 930-16i (10) + Onboard NVMe (4) |
| | | | | 1x 430-16i HBA (10) + Onboard NVMe (4) |
| 6x 2.5-in. SAS/SATA + 4x 2.5-in. AnyBay (NVMe only) hot-swap (front) | 0 | 0 | 1 | 1x RAID 530/730/930-8i (6) + Onboard NVMe (4) |
| | | | | 1x 430-8i HBA (6) + Onboard NVMe (4) |

* The number in brackets (x) specifies the quantity of drive bays connected to each of the controllers.

Configuration notes:

- Models without any drive bays are based on the 8x 2.5" chassis (feature code AXEY), and they support adding drive bays by using the 2.5" 8-drive backplane kit (4XH7A08762).
- U.2 NVMe PCIe SSDs are supported in the AnyBay drive bays and require the second processor to be installed.
- Models with 10x 2.5-inch drive bays and an 8-port SAS RAID controller or HBA support only NVMe drives in the AnyBay drive bays.

Controllers for internal storage

The following table lists the storage controllers and options for internal storage of the SR570 server.

Table 14. RAID controllers and HBAs for internal storage

| Description | Part number | Feature code | Maximum supported | I/O slots supported |
|--|-------------|--------------|-------------------|---------------------|
| 6 Gbps SATA controllers | | | | |
| Onboard AHCI (non-RAID) / Intel RSTe (RAID) | Onboard* | Onboard* | 1 | - |
| 12 Gb SAS/SATA RAID controllers | | | | |
| ThinkSystem RAID 530-8i PCIe 12Gb Adapter | 7Y37A01082 | AUNG | 1 | 1 |
| ThinkSystem RAID 730-8i 1GB Cache PCIe 12Gb Adapter | 7Y37A01083 | AUNH | 1** | 1 |
| ThinkSystem RAID 930-8i 2GB Flash PCIe 12Gb Adapter | 7Y37A01084 | AUNJ | 1 | 1 |
| ThinkSystem RAID 930-16i 4GB Flash PCIe 12Gb Adapter | 7Y37A01085 | AUNK | 1 | 1 |
| 12 Gb SAS/SATA non-RAID HBAs | | | | |
| ThinkSystem 430-8i SAS/SATA 12Gb HBA | 7Y37A01088 | AUNL | 1 | 1 |
| ThinkSystem 430-16i SAS/SATA 12Gb HBA | 7Y37A01089 | AUNM | 1 | 1 |

* The onboard SATA controller integrated into the Intel C622 Platform Controller Hub (PCH) supports non-RAID (JBOD) AHCI mode or a hardware-assist, software RAID feature (Intel Rapid Storage Technology Enterprise [RSTe]).

** Available in China only.

Configuration note: Low profile SAS RAID controllers and HBAs for internal storage are supported in the PCIe x8 slot 1 supplied by the riser card 1.

The onboard NVMe interface provides 4x PCIe 3.0 x4 ports for JBOD (non-RAID) connectivity to U.2 NVMe PCIe SSDs in the AnyBay drive bays.

The following table summarizes features of supported SAS/SATA storage controllers.

Table 15. Storage controller features and specifications (LP = Low profile)

| Feature | Intel RSTe | RAID 530-8i | RAID 730-8i | RAID 930-8i | RAID 930-16i | 430-8i HBA | 430-16i HBA |
|------------------------|----------------|---------------|-------------|------------------|------------------|----------------|----------------|
| Form factor | Onboard | PCIe LP | PCIe LP | PCIe LP | PCIe LP | PCIe LP | PCIe LP |
| SAS controller chip | Not applicable | SAS3408 | SAS3108 | SAS3508 | SAS3516 | SAS3408 | SAS3416 |
| Host interface | Not applicable | PCIe 3.0 x8 | PCIe 3.0 x8 | PCIe 3.0 x8 | PCIe 3.0 x8 | PCIe 3.0 x8 | PCIe 3.0 x8 |
| Port interface | 6 Gb SATA | 12 Gb SAS | 12 Gb SAS | 12 Gb SAS | 12 Gb SAS | 12 Gb SAS | 12 Gb SAS |
| Number of ports | 8 | 8 | 8 | 8 | 16 | 8 | 16 |
| Connector type | SATA x4 | SFF-8643 x4 | SFF-8643 x4 | SFF-8643 x4 | SFF-8643 x4 | SFF-8643 x4 | SFF-8643 x4 |
| Number of connectors | 2 | 2 | 2 | 2 | 4 | 2 | 4 |
| Drive interface | SATA | SAS, SATA | SAS, SATA | SAS, SATA | SAS, SATA | SAS, SATA | SAS, SATA |
| Drive type | HDD | HDD, SSD, SED | HDD, SSD | HDD, SSD, SED | HDD, SSD, SED | HDD, SSD, SED* | HDD, SSD, SED* |
| Hot-swap drive support | No | Yes | Yes | Yes | Yes | Yes | Yes |
| Number of drives | 8 | 8 | 8 | 8 | 16 | 8 | 16 |
| RAID levels | 0/1/10/5 | 0/1/10/5/50 | 0/1/10/5/50 | 0/1/10/5/50/6/60 | 0/1/10/5/50/6/60 | None | None |
| JBOD mode | Yes | Yes | Yes | Yes | Yes | Yes | Yes |

| Feature | Intel RSTe | RAID 530-8i | RAID 730-8i | RAID 930-8i | RAID 930-16i | 430-8i HBA | 430-16i HBA |
|---------------------------------|------------|-------------|-------------|-------------------------|-------------------------|------------|-------------|
| Cache | None | None | 1 GB | 2 GB | 4 GB | None | None |
| Cache protection | None | None | None | Flash backup (Included) | Flash backup (Included) | None | None |
| SED key management (SafeStore) | No | Yes | No | Yes | Yes | No | No |
| SSD I/O acceleration (FastPath) | No | Yes | No | Yes | Yes | No | No |
| SSD Caching (CacheCade Pro 2.0) | No | No | No | No** | No** | No | No |
| Consistency check | Yes | Yes | Yes | Yes | Yes | No | No |
| Patrol read | Yes | Yes | Yes | Yes | Yes | No | No |
| Online capacity expansion | Yes | Yes | Yes | Yes | Yes | No | No |
| Online RAID level migration | Yes | Yes | Yes | Yes | Yes | No | No |
| Global Hot Spare | Yes | Yes | Yes | Yes | Yes | No | No |
| Auto-rebuild | Yes | Yes | Yes | Yes | Yes | No | No |

* HBAs do not support key management for SEDs; third-party host software is responsible for managing the keys.

** The SSD caching feature has been phased out in the new generation of advanced RAID controllers.

Important: The onboard Intel RSTe is not supported by virtualization hypervisors, including VMware vSphere (ESXi), Linux KVM, Xen, and Microsoft Hyper-V.

For more information, see the list of Product Guides in the following categories:

- RAID adapters
<http://lenovopress.com/servers/options/raid#rt=product-guide>
- Host bus adapters
<http://lenovopress.com/servers/options/hba#rt=product-guide>

Drives for internal storage

The following tables list drive options for the SR570 server.

Table 16. Drive options for internal storage: 3.5-inch non-hot-swap drives

| Description | Part number | Feature code | Maximum supported |
|---|-------------|--------------|-------------------|
| 3.5-inch non-hot-swap HDDs - 6 Gbps SATA | | | |
| ThinkSystem 1TB 7.2K 6Gbps SATA 3.5" Simple Swap 512n HDD | 7XB7A00055 | AUZS | 4 |
| ThinkSystem 2TB 7.2K 6Gbps SATA 3.5" Simple Swap 512n HDD | 7XB7A00056 | AUZT | 4 |
| ThinkSystem 4TB 7.2K 6Gbps SATA 3.5" Simple Swap 512n HDD | 7XB7A00057 | AUZU | 4 |
| ThinkSystem 6TB 7.2K 6Gbps SATA 3.5" Simple Swap 512e HDD | 7XB7A00058 | AXC7 | 4 |
| ThinkSystem 8TB 7.2K 6Gbps SATA 3.5" Simple Swap 512e HDD | 7XB7A00059 | AXC6 | 4 |

Table 17. Drive options for internal storage: 3.5-inch hot-swap drives

| Description | Part number | Feature code | Maximum supported |
|--|-------------|--------------|-------------------|
| 3.5-inch hot-swap HDDs - 12 Gbps SAS | | | |
| ThinkSystem 3.5" 300GB 15K SAS 12Gb Hot Swap 512n HDD | 7XB7A00038 | AUU2 | 4 |
| ThinkSystem 3.5" 600GB 15K SAS 12Gb Hot Swap 512n HDD | 7XB7A00039 | AUU3 | 4 |
| ThinkSystem 3.5" 900GB 15K SAS 12Gb Hot Swap 512e HDD | 7XB7A00040 | AUUC | 4 |
| 3.5-inch hot-swap HDDs - 12 Gbps NL SAS | | | |
| ThinkSystem 3.5" 1TB 7.2K SAS 12Gb Hot Swap 512n HDD | 7XB7A00041 | AUU4 | 4 |
| ThinkSystem 3.5" 2TB 7.2K SAS 12Gb Hot Swap 512n HDD | 7XB7A00042 | AUU5 | 4 |
| ThinkSystem 3.5" 4TB 7.2K SAS 12Gb Hot Swap 512n HDD | 7XB7A00043 | AUU6 | 4 |
| ThinkSystem 3.5" 6TB 7.2K SAS 12Gb Hot Swap 512e HDD | 7XB7A00044 | AUU7 | 4 |
| ThinkSystem 3.5" 8TB 7.2K SAS 12Gb Hot Swap 512e HDD | 7XB7A00045 | BOYR | 4 |
| ThinkSystem 3.5" 10TB 7.2K SAS 12Gb Hot Swap 512e HDD | 7XB7A00046 | AUUG | 4 |
| 3.5-inch hot-swap HDDs - 6 Gbps NL SATA | | | |
| ThinkSystem 3.5" 1TB 7.2K SATA 6Gb Hot Swap 512n HDD | 7XB7A00049 | AUUF | 4 |
| ThinkSystem 3.5" 2TB 7.2K SATA 6Gb Hot Swap 512n HDD | 7XB7A00050 | AUUD | 4 |
| ThinkSystem 3.5" 4TB 7.2K SATA 6Gb Hot Swap 512n HDD | 7XB7A00051 | AUU8 | 4 |
| ThinkSystem 3.5" 6TB 7.2K SATA 6Gb Hot Swap 512e HDD | 7XB7A00052 | AUUA | 4 |
| ThinkSystem 3.5" 8TB 7.2K SATA 6Gb Hot Swap 512e HDD | 7XB7A00053 | AUU9 | 4 |
| ThinkSystem 3.5" 10TB 7.2K SATA 6Gb Hot Swap 512e HDD | 4XB7A08540 | BOYE | 4 |
| 3.5-inch hot-swap SSDs - PM863a Entry 6 Gbps SATA | | | |
| ThinkSystem 3.5" PM863a 240GB Entry SATA 6Gb Hot Swap SSD | 7N47A00115 | AUUS | 4 |
| ThinkSystem 3.5" PM863a 480GB Entry SATA 6Gb Hot Swap SSD | 7N47A00116 | AUUN | 4 |
| 3.5-inch hot-swap SSDs - S3520 Entry 6 Gbps SATA | | | |
| ThinkSystem 3.5" Intel S3520 240GB Entry SATA 6Gb Hot Swap SSD | 7N47A00105 | AUUW | 4 |
| ThinkSystem 3.5" Intel S3520 480GB Entry SATA 6Gb Hot Swap SSD | 7N47A00106 | AUUT | 4 |

Table 18. Drive options for internal storage: 2.5-inch hot-swap drives

| Description | Part number | Feature code | Maximum supported |
|---|-------------|--------------|-------------------|
| 2.5-inch hot-swap HDDs - 12 Gbps SAS | | | |
| ThinkSystem 2.5" 300GB 10K SAS 12Gb Hot Swap 512n HDD | 7XB7A00024 | AULY | 10 |
| ThinkSystem 2.5" 300GB 15K SAS 12Gb Hot Swap 512n HDD | 7XB7A00021 | AULV | 10 |
| ThinkSystem 2.5" 600GB 10K SAS 12Gb Hot Swap 512n HDD | 7XB7A00025 | AULZ | 10 |
| ThinkSystem 2.5" 600GB 15K SAS 12Gb Hot Swap 512n HDD | 7XB7A00022 | AULW | 10 |
| ThinkSystem 2.5" 900GB 10K SAS 12Gb Hot Swap 512n HDD | 7XB7A00026 | AUM0 | 10 |
| ThinkSystem 2.5" 900GB 15K SAS 12Gb Hot Swap 512e HDD | 7XB7A00023 | AULX | 10 |
| ThinkSystem 2.5" 1.2TB 10K SAS 12Gb Hot Swap 512n HDD | 7XB7A00027 | AUM1 | 10 |
| ThinkSystem 2.5" 1.8TB 10K SAS 12Gb Hot Swap 512e HDD | 7XB7A00028 | AUM2 | 10 |
| 2.5-inch hot-swap HDDs - 12 Gbps NL SAS | | | |
| ThinkSystem 2.5" 1TB 7.2K SAS 12Gb Hot Swap 512n HDD | 7XB7A00034 | AUM6 | 10 |

| Description | Part number | Feature code | Maximum supported |
|---|-------------|--------------|-------------------|
| ThinkSystem 2.5" 2TB 7.2K SAS 12Gb Hot Swap 512n HDD | 7XB7A00035 | AUM7 | 10 |
| 2.5-inch hot-swap HDDs - 6 Gbps NL SATA | | | |
| ThinkSystem 2.5" 1TB 7.2K SATA 6Gb Hot Swap 512n HDD | 7XB7A00036 | AUUE | 10 |
| ThinkSystem 2.5" 2TB 7.2K SATA 6Gb Hot Swap 512e HDD | 7XB7A00037 | AUUJ | 10 |
| 2.5-inch hot-swap HDD SEDs - 12 Gbps SAS | | | |
| ThinkSystem 2.5" 300GB 10K SAS 12Gb Hot Swap 512n HDD SED | 7XB7A00030 | AUM4 | 10 |
| ThinkSystem 2.5" 600GB 10K SAS 12Gb Hot Swap 512n HDD SED | 7XB7A00031 | AUM5 | 10 |
| 2.5-inch hot-swap SSDs - SS300 Performance 12 Gbps SAS | | | |
| ThinkSystem 2.5" HUSMM32 400GB Performance SAS 12Gb Hot Swap SSD | 7N47A00124 | AUMG | 10 |
| ThinkSystem 2.5" HUSMM32 800GB Performance SAS 12Gb Hot Swap SSD | 7N47A00125 | AUMH | 10 |
| 2.5-inch hot-swap SSDs - PM1635a Mainstream 12 Gbps SAS | | | |
| ThinkSystem 2.5" PM1635a 400GB Mainstream SAS 12Gb Hot Swap SSD | 7N47A00117 | AUMC | 10 |
| ThinkSystem 2.5" PM1635a 800GB Mainstream SAS 12Gb Hot Swap SSD | 7N47A00118 | AUMD | 10 |
| 2.5-inch hot-swap SSDs - PM1633a Capacity 12 Gbps SAS | | | |
| ThinkSystem 2.5" PM1633a 3.84TB Capacity SAS 12Gb Hot Swap SSD | 7N47A00121 | AUMK | 10 |
| 2.5-inch hot-swap SSDs - PM863a Entry 6 Gbps SATA | | | |
| ThinkSystem 2.5" PM863a 240GB Entry SATA 6Gb Hot Swap SSD | 7N47A00111 | AUUQ | 10 |
| ThinkSystem 2.5" PM863a 480GB Entry SATA 6Gb Hot Swap SSD | 7N47A00112 | AUM9 | 10 |
| 2.5-inch hot-swap SSDs - S3520 Entry 6 Gbps SATA | | | |
| ThinkSystem 2.5" Intel S3520 240GB Entry SATA 6Gb Hot Swap SSD | 7N47A00099 | AUM8 | 10 |
| ThinkSystem 2.5" Intel S3520 480GB Entry SATA 6Gb Hot Swap SSD | 7N47A00100 | AUUZ | 10 |
| 2.5-inch hot-swap SSDs - Mainstream U.2 NVMe PCIe* | | | |
| ThinkSystem U.2 PX04PMB 960GB Mainstr. 2.5" NVMe PCIe 3.0 x4 HS SSD | 7N47A00095 | AUUY | 4 |
| ThinkSystem U.2 PX04PMB 1.92TB Mainstr. 2.5" NVMe PCIe 3.0 x4 HS SSD | 7N47A00096 | AUMF | 4 |
| 2.5-inch hot-swap SSDs - Entry U.2 NVMe PCIe* | | | |
| ThinkSystem U.2 PM963 1.92TB Entry 2.5" NVMe PCIe 3.0 x4 Hot Swap SSD | 7N47A00984 | AUV0 | 4 |
| ThinkSystem U.2 PM963 3.84TB Entry 2.5" NVMe PCIe 3.0 x4 Hot Swap SSD | 7N47A00985 | AUUU | 4 |

* NVMe PCIe SSDs support informed hot removal and hot insertion, provided the operating system supports PCIe SSD hot-swap.

Table 19. Drive options for internal storage: M.2 non-hot-swap drives

| Description | Part number | Feature code | Maximum supported |
|---|-------------|--------------|-------------------|
| ThinkSystem M.2 CV1 32GB SATA 6Gbps Non-Hot-Swap SSD | 7N47A00129 | AUUL | 2 |
| ThinkSystem M.2 CV3 128GB SATA 6Gbps Non-Hot-Swap SSD | 7N47A00130 | AUUV | 2 |

Optical drives

The SR570 server supports the external USB optical drive option listed in the following table.

Table 20. Optical drive

| Description | Part number | Feature code | Maximum supported |
|--|-------------|--------------|-------------------|
| ThinkSystem External USB DVD RW Optical Disk Drive | 7XA7A05926 | AVV8 | 1 |

The External USB DVD RW Optical Disk Drive supports the following types of media: CD-ROM, CD-R, CD-RW, DVD-R, DVD+R, DVD-ROM, DVD-RAM, DVD-RW, and DVD+RW.

I/O expansion

The SR570 server supports one LOM card slot and up to three PCIe slots with different riser cards installed into two riser sockets on the system planar (one riser socket supports installation of one riser card).

The slot form factors are as follows:

- LOM card slot
- Slot 1: PCIe 3.0 x8; low profile
- Slot 2: PCIe 3.0 x16 or ML2 x8; low profile or full-height, half-length
- Slot 3: PCIe 3.0 x8 or x16; low profile

Configuration notes:

- PCIe x16 slot 3 requires the second processor to be installed.
- Slot 3 is not present if the COM Port Upgrade Kit is installed.

The locations of the PCIe slots are shown in the following figure.




Figure 8. Slot locations

Riser 1 supplies slots 1 and 2, and Riser 2 supplies slot 3. The slots that are available for use depend on the number of riser cards that are installed and whether the second processor is installed, as shown in the following table.

Table 21. Slots available for use

| Riser Card 1 | Riser Card 2 | Slots available for use |
|------------------------------|----------------|-------------------------|
| One processor | | |
| None | None | LOM |
| None | PCIe x8 | LOM, 3 |
| PCIe x8/x16 or PCIe x8/x8ML2 | None | LOM, 1, 2 |
| PCIe x8/x16 or PCIe x8/x8ML2 | PCIe x8 | LOM, 1, 2, 3 |
| Two processors | | |
| None | None | LOM |
| None | PCIe x16 or x8 | LOM, 3 |
| PCIe x8/x16 or PCIe x8/x8ML2 | None | LOM, 1, 2 |
| PCIe x8/x16 or PCIe x8/x8ML2 | PCIe x16 or x8 | LOM, 1, 2, 3 |

The following table lists available PCIe riser card options.

Table 22. PCIe riser cards and miscellaneous options

| Description | Part number | Feature code | Maximum supported |
|---|-------------|--------------|-------------------|
| x8 Riser Card 1 options (Riser card 1 supplies slots 1 and 2) | | | |
| ThinkSystem SR530/SR570/SR630 x8/x16 PCIe LP+LP Riser 1 Kit | 7XH7A02682 | AUWC | 1 |
| ThinkSystem SR530/SR570/SR630 x8/x16 PCIe LP+FH Riser 1 Kit | 7XH7A05893 | None* | 1 |
| ThinkSystem SR530/SR570 x8/x8ML2 PCIe LP+LP Riser 1 Kit | 7XH7A05892 | AV0X | 1 |
| Riser Card 2 option (Riser card 2 supplies slot 3) | | | |
| ThinkSystem SR530/SR570/SR630 x16 PCIe LP Riser 2 Kit | 7XH7A02685 | AUWA | 1 |
| ThinkSystem SR530/SR570 x8 PCIe LP Riser 2 Kit | 7XH7A05891 | AV0W | 1 |
| Serial port upgrade kit | | | |
| ThinkSystem COM Port Upgrade Kit | 7Z17A02577 | AUSL | 1 |

* The kit contains multiple feature codes.

The COM Port Upgrade Kit, part number 7Z17A02577, is used for mounting the external serial port on the rear of the SR570. This option includes the bracket and the cable. The COM Port option is mounted in place of the PCIe slot 3, and the PCIe slot 3 cannot be used.

Network adapters

The SR570 server has two onboard 1 GbE ports (no 10/100 Mb support) and up to two additional onboard 1/10 GbE network ports (no 10/100 Mb support) with optional LOM cards. Onboard ports and LOM cards use the Intel Ethernet Connection X722 1/10 GbE technology integrated into the Intel C622 Platform Controller Hub (PCH). The server also supports ML2 adapters that are installed in the custom ML2 slot provided by an ML2 riser card. The LOM cards support direct connectivity to the XClarity Controller via the Network Controller Sideband Interface (NSCI) for out-of-band systems management.

Note: ML2 network adapters do not support NSCI when used in the SR570 server.

The integrated Intel Ethernet Connection X722 has the following features:

- Two 1 Gb Ethernet ports (no 10/100 Mb Ethernet support)
- Two 1/10 Gb Ethernet capable ports (no 10/100 Mb Ethernet support)
- NIC Teaming (load balancing and failover)
- DataCenter Bridging
- iWARP (RDMA over IP)
- VMDq and SR-IOV virtualization (10 Gb speeds only, 4 PFs, 128 VFs per device)
- IEEE 802.1q Virtual Local Area Networks (VLANs)
- NVGRE, VXLAN, IPinGRE, and MACinUDP network virtualization
- IEEE 802.1Qbg Edge Virtual Bridging
- TCP, IP, and UDP checksum offload
- Large Send Offload (LSO) and Generic Send Offload (GSO)
- Receive Side Scaling (RSS) for TCP and UDP traffic
- Jumbo frames up to 9.5 Kbytes

The following table lists the network adapters that are supported with the SR570 server.

Table 23. Network adapters

| Description | Part number | Feature code | Max qty | I/O slots supported |
|---|-------------|--------------|---------|---------------------|
| LOM cards - 1 Gb Ethernet | | | | |
| ThinkSystem 1Gb 2-port RJ45 LOM | 7ZT7A00544 | AUKG | 1 | LOM slot |
| LOM cards - 10 Gb Ethernet | | | | |
| ThinkSystem 10Gb 2-port Base-T LOM | 7ZT7A00548 | AUKL | 1 | LOM slot |
| ThinkSystem 10Gb 2-port SFP+ LOM | 7ZT7A00546 | AUKJ | 1* | LOM slot |
| ML2 adapters - 10 Gb Ethernet | | | | |
| Broadcom NX-E ML2 10Gb 2-Port Base-T Ethernet Adapter | 7ZT7A00497 | AUKQ | 1 | 2 (ML2) |
| Emulex VFA5.2 ML2 Dual Port 10GbE SFP+ Adapter | 00AG560 | AT7U | 1* | 2 (ML2) |
| Emulex VFA5.2 ML2 2x10 GbE SFP+ Adapter and FCoE/iSCSI SW | 01CV770 | AU7Z | 1* | 2 (ML2) |
| Intel X710-DA2 ML2 2x10GbE SFP+ Adapter | 00JY940 | ATRH | 1* | 2 (ML2) |
| PCIe Low Profile adapters - 1 Gb Ethernet | | | | |
| ThinkSystem NetXtreme PCIe 1Gb 2-Port RJ45 Ethernet Adapter | 7ZT7A00482 | AUZX | 3 | 1, 2, 3 |
| ThinkSystem NetXtreme PCIe 1Gb 4-Port RJ45 Ethernet Adapter | 7ZT7A00484 | AUZV | 3 | 1, 2, 3 |
| ThinkSystem I350-F1 PCIe 1Gb 1-Port SFP Ethernet Adapter | 7ZT7A00533 | AUZZ | 3 | 1, 2, 3 |
| ThinkSystem I350-T2 PCIe 1Gb 2-Port RJ45 Ethernet Adapter | 7ZT7A00534 | AUZY | 3 | 1, 2, 3 |
| ThinkSystem I350-T4 PCIe 1Gb 4-Port RJ45 Ethernet Adapter | 7ZT7A00535 | AUZW | 3 | 1, 2, 3 |
| PCIe Low Profile adapters - 10 Gb Ethernet | | | | |
| Broadcom NX-E PCIe 10Gb 2-Port Base-T Ethernet Adapter | 7ZT7A00496 | AUKP | 3 | 1, 2, 3 |
| Emulex VFA5.2 2x10 GbE SFP+ PCIe Adapter | 00AG570 | AT7S | 3* | 1, 2, 3 |

| Description | Part number | Feature code | Max qty | I/O slots supported |
|--|-------------|--------------|---------|---------------------|
| Emulex VFA5.2 2x10 GbE SFP+ Adapter and FCoE/iSCSI SW | 00AG580 | AT7T | 3* | 1, 2, 3 |
| Intel X550-T2 Dual Port 10GBase-T Adapter | 00MM860 | ATPX | 3 | 1, 2, 3 |
| Intel X710-DA2 PCIe 10Gb 2-Port SFP+ Ethernet Adapter | 7ZT7A00537 | AUKX | 3* | 1, 2, 3 |
| PCIe Full Height adapters - 10 Gb Ethernet | | | | |
| Emulex OCe14104B-NX PCIe 10Gb 4-Port SFP+ Ethernet Adapter | 7ZT7A00493 | AUKN | 1* | 2 |

* The adapter comes without transceivers or cables; for ordering transceivers or cables, see the configuration notes below the table.

Configuration notes:

- ML2 network adapters are supported in the ML2 x8 slot 2 supplied by the x8/x8ML2 Riser Card 1 (7XH7A05892).
- PCIe full-height network adapters are supported in the full-height PCIe x16 slot 2 supplied by the PCIe x8/x16 LP+FH Riser Card 1 (7XH7A05893).
- PCIe Low Profile network adapters are supported in the low profile and full-height PCIe x8 and x16 slots supplied by the riser cards 1 and 2. The PCIe x16 slot 3 requires the second processor to be installed.
- Supported transceivers or DAC cables should be purchased for the 10 GbE SFP+ adapters, and UTP Category 6 or Category 5e cables should be purchased for the 10 GbE (Cat6) or 1 GbE (Cat5e or Cat6) RJ-45 adapters. The maximum number of transceivers or cables that are supported per adapter equals the quantity of the adapter ports, and all adapter ports must have the same type of the transceiver or cable selected.

The following transceiver and cables can be purchased:

- [Transceivers and cables for 10 GbE SFP+ adapters](#)
- [UTP cables for 10 GbE and 1 GbE RJ-45 adapters](#)

The following table lists transceivers and cables for the 10 GbE SFP+ adapters.

Table 24. Transceivers and cables for 10 GbE SFP+ adapters

| Description | Part number | Feature code |
|--|-------------|--------------|
| 10 GbE SFP+ SR transceivers for 10 GbE SFP+ adapters | | |
| Lenovo 10GBASE-SR SFP+ Transceiver | 46C3447 | 5053 |
| Lenovo 10GBASE-LR SFP+ Transceiver | 00FE331 | B0RJ |
| Optical cables for 10 GbE SFP+ SR transceivers | | |
| Lenovo 0.5m LC-LC OM3 MMF Cable | 00MN499 | ASR5 |
| Lenovo 1m LC-LC OM3 MMF Cable | 00MN502 | ASR6 |
| Lenovo 3m LC-LC OM3 MMF Cable | 00MN505 | ASR7 |
| Lenovo 5m LC-LC OM3 MMF Cable | 00MN508 | ASR8 |
| Lenovo 10m LC-LC OM3 MMF Cable | 00MN511 | ASR9 |
| Lenovo 15m LC-LC OM3 MMF Cable | 00MN514 | ASRA |
| Lenovo 25m LC-LC OM3 MMF Cable | 00MN517 | ASRB |
| Lenovo 30m LC-LC OM3 MMF Cable | 00MN520 | ASRC |
| Passive SFP+ DAC cables for 10 GbE SFP+ adapters | | |
| Lenovo 0.5m Passive SFP+ DAC Cable | 00D6288 | A3RG |
| Lenovo 1m Passive SFP+ DAC Cable | 90Y9427 | A1PH |

| Description | Part number | Feature code |
|--|-------------|--------------|
| Lenovo 1.5m Passive SFP+ DAC Cable | 00AY764 | A51N |
| Lenovo 2m Passive SFP+ DAC Cable | 00AY765 | A51P |
| Lenovo 3m Passive SFP+ DAC Cable | 90Y9430 | A1PJ |
| Lenovo 5m Passive SFP+ DAC Cable | 90Y9433 | A1PK |
| Lenovo 7m Passive SFP+ DAC Cable | 00D6151 | A3RH |
| Active SFP+ DAC cables for 10 GbE SFP+ adapters* | | |
| Lenovo 1m Active DAC SFP+ Cable | 00VX111 | AT2R |
| Lenovo 3m Active DAC SFP+ Cable | 00VX114 | AT2S |
| Lenovo 5m Active DAC SFP+ Cable | 00VX117 | AT2T |

* The Emulex VFA5.2 ML2 (00AG560 and 01CV770) and PCIe (00AG570 and 00AG580) network adapters do not support active SFP+ DAC cables.

The following table lists cables for the 10 GbE and 1 GbE RJ-45 adapters.

Table 25. Cables for 10 GbE and 1 GbE RJ-45 adapters

| Description | Part number | Feature code |
|---|-------------|--------------|
| UTP Category 6 cables (Green) for 10 GbE and 1 GbE RJ-45 adapters | | |
| 0.75m CAT6 Green Cable | 00WE123 | AVFW |
| 1.0m CAT6 Green Cable | 00WE127 | AVFX |
| 1.25m CAT6 Green Cable | 00WE131 | AVFY |
| 1.5m CAT6 Green Cable | 00WE135 | AVFZ |
| 3m CAT6 Green Cable | 00WE139 | AVG0 |
| 10m CAT6 Green Cable | 90Y3718 | A1MT |
| 25m CAT6 Green Cable | 90Y3727 | A1MW |
| UTP Category 5e cables (Blue) for 1 GbE RJ-45 adapters | | |
| 0.75m Blue Cat5e Cable | 00WE111 | AVFT |
| 1.0m Blue Cat5e Cable | 00WE115 | AVFU |
| 1.25m Blue Cat5e Cable | 00WE119 | AVFV |
| 1.5m Blue Cat5e Cable | 40K8785 | 3802 |
| 3m Blue Cat5e Cable | 40K5581 | 3803 |
| 10m Blue Cat5e Cable | 40K8927 | 3804 |
| 25m Blue Cat5e Cable | 40K8930 | 3805 |
| UTP Category 5e cables (Green) for 1 GbE RJ-45 adapters | | |
| 0.75m Green Cat5e Cable | 00WE099 | AVFQ |
| 1.0m Green Cat5e Cable | 00WE103 | AVFR |
| 1.25m Green Cat5e Cable | 00WE107 | AVFS |
| 1.5m Green Cat5e Cable | 40K5643 | 3797 |
| 3m Green Cat5e Cable | 40K5793 | 3798 |
| 10m Green Cat5e Cable | 40K5794 | 3799 |
| 25m Green Cat5e Cable | 40K8869 | 3800 |

For more information, see the list of Product Guides in the Ethernet adapters category:
<http://lenovopress.com/servers/options/ethernet#rt=product-guide>

SAS adapters for external storage

The following table lists SAS RAID controllers and HBAs for external storage attachments that are supported by the SR570 server.

Table 26. SAS RAID adapters and HBAs for external storage

| Description | Part number | Feature code | Maximum supported | I/O slots supported |
|---|-------------|--------------|-------------------|---------------------|
| 12 Gbps SAS RAID adapters | | | | |
| ThinkSystem RAID 930-8e 4GB Flash PCIe 12Gb Adapter | 7Y37A01087 | AUNQ | 2 | 1, 2, 3 |
| 12 Gbps SAS HBAs | | | | |
| ThinkSystem 430-8e SAS/SATA 12Gb HBA | 7Y37A01090 | AUNR | 3 | 1, 2, 3 |
| ThinkSystem 430-16e SAS/SATA 12Gb HBA | 7Y37A01091 | AUNN | 3 | 1, 2, 3 |

Configuration notes:

- Low profile SAS RAID controllers and HBAs for external storage are supported in the low profile and full-high PCIe x8 and x16 slots supplied by the riser cards 1 and 2. The PCIe x16 slot 3 requires the second processor to be installed.
- The total quantity of the RAID 930-8i and 8e controllers in the server must not exceed 2 (up to 2 supercapacitors can be mounted in the server).

The following table summarizes features of supported RAID controllers and HBAs for external storage.

Table 27. Features and specifications of the RAID controllers and HBAs for external storage

| Feature | RAID 930-8e | 430-8e HBA | 430-16e HBA |
|---------------------------------|-------------------------|----------------|----------------|
| Form factor | PCIe LP | PCIe LP | PCIe LP |
| SAS controller chip | SAS3508 | SAS3408 | SAS3416 |
| Host interface | PCIe 3.0 x8 | PCIe 3.0 x8 | PCIe 3.0 x8 |
| Port interface | 12 Gb SAS | 12 Gb SAS | 12 Gb SAS |
| Number of ports | 8 | 8 | 16 |
| Connector type | SFF-8644 x4 | SFF-8644 x4 | SFF-8644 x4 |
| Number of connectors | 2 | 2 | 4 |
| Drive interface | SAS, SATA | SAS, SATA | SAS, SATA |
| Drive type | HDD, SSD, SED | HDD, SSD, SED* | HDD, SSD, SED* |
| Hot-swap drive support | Yes | Yes | Yes |
| Number of devices | 480 | 2048 | 4096 |
| RAID levels | 0/1/10/5/50/6/60 | None | None |
| JBOD mode | Yes | Yes | Yes |
| Cache | 4 GB | None | None |
| Cache protection | Flash backup (Included) | None | None |
| SED key management (SafeStore) | Yes | No | No |
| SSD I/O acceleration (FastPath) | Yes | No | No |
| SSD Caching (CacheCade Pro 2.0) | No** | No | No |
| Consistency check | Yes | No | No |
| Patrol read | Yes | No | No |

| Feature | RAID 930-8e | 430-8e HBA | 430-16e HBA |
|-----------------------------|-------------|------------|-------------|
| Online capacity expansion | Yes | No | No |
| Online RAID level migration | Yes | No | No |
| Global Hot Spare | Yes | No | No |
| Auto-rebuild | Yes | No | No |

* HBAs do not support key management for SEDs; third-party host software is responsible for managing the keys.

** The SSD caching feature has been phased out in the new generation of advanced RAID controllers.

For more information, see the list of Product Guides in the following categories:

- RAID adapters
<http://lenovopress.com/servers/options/raid#rt=product-guide>
- Host bus adapters
<http://lenovopress.com/servers/options/hba#rt=product-guide>

Fibre Channel host bus adapters

The following table lists Fibre Channel HBAs supported by the SR570 server.

Table 28. Fibre Channel HBAs

| Description | Part number | Feature code | Maximum supported | I/O slots supported |
|--|-------------|--------------|-------------------|---------------------|
| 16 Gb Fibre Channel - PCIe | | | | |
| Emulex 16Gb Gen6 FC Single-port HBA | 01CV830 | ATZU | 3 | 1, 2, 3 |
| Emulex 16Gb Gen6 FC Dual-port HBA | 01CV840 | ATZV | 3 | 1, 2, 3 |
| QLogic 16Gb Enhanced Gen5 FC Single-port HBA | 01CV750 | ATZB | 3 | 1, 2, 3 |
| QLogic 16Gb Enhanced Gen5 FC Dual-port HBA | 01CV760 | ATZC | 3 | 1, 2, 3 |
| 8 Gb Fibre Channel - PCIe | | | | |
| Emulex LPe12000-M8-L PCIe 8Gb 1-Port SFP+ FC HBA | 4XC7A08220 | B0WZ | 3 | 1, 2, 3 |
| Emulex LPe12002-M8-L PCIe 8Gb 2-Port SFP+ FC HBA | 4XC7A08221 | B0X0 | 3 | 1, 2, 3 |

Configuration note: FC HBAs are supported in the low profile and full-high PCIe x8 and x16 slots supplied by the riser cards 1 and 2. The PCIe x16 slot 3 requires the second processor to be installed.

For more information, see the list of Product Guides in the Host bus adapters category:

<http://lenovopress.com/servers/options/hba#rt=product-guide>

Cooling

The SR570 server supports up to six hot-swap system fans that provide N+1 cooling redundancy. SR570 server models with 4x 3.5-inch or 8x 2.5-inch drive bays use single-rotor fans: Models with one processor include four system fans, and models with two processors include six system fans. SR570 server models with 10x 2.5-inch drive bays include six dual-rotor fans for models with one or two processors.

Configuration note: If Intel Xeon 8164 processors are installed in the server models with 4x 3.5-inch or 8x 2.5-inch drive bays, the server performance might be impacted in case of a system fan failure.

Power supplies and cables

The SR570 server supports up to two redundant power supplies, and is capable of N+N redundancy depending on the configuration. A second power supply can be added to the models that come with one power supply.

The following table lists the power supply options.

Table 29. Power supplies

| Description | Part number | Feature code | Maximum supported |
|---|-------------|--------------|-------------------|
| ThinkSystem 550W (230V/115V) Platinum Hot-Swap Power Supply | 7N67A00882 | AXEQ | 2 |
| ThinkSystem 750W (230/115V) Platinum Hot-Swap Power Supply | 7N67A00883 | AXER | 2 |
| ThinkSystem 750W (230V) Titanium Hot-Swap Power Supply | 7N67A00884 | AXES | 2 |

General power supply rules are as follows:

- Minimum of 1 and maximum of 2 power supplies per system.
- If 2 are installed, power supplies must be identical.
- Power supplies support AC (Worldwide) and HVDC (China only) power sources.

Important: The Standalone Solution Configuration Tool (SSCT) and Lenovo Enterprise Solutions Configurator (LESC) power supply selection rules allow a subset of possible configurations due to power restrictions. Configurations that cannot be built in SSCT or LESC due to power restrictions may still be supported. To verify support and ensure that the right power supply is chosen for optimal performance, you should always validate your server configuration using the latest version of the Lenovo Capacity Planner:

<http://datacentersupport.lenovo.com/us/en/solutions/ht504651>

The SR570 server ship standard with or without a power cord (model dependent). A hot-swap power supply option ships without a power cord.

The following table lists the country-specific line cords and rack power cables that can be ordered for the SR570 server.

Table 30. Power cables

| Description | Part number | Feature code |
|--|-------------|--------------|
| Rack power cables | | |
| 1.0m, 10A/125-250V, C13 to IEC 320-C14 Rack Power Cable | 00Y3043 | A4VP |
| 1.2m, 16A/100-250V, 2 Short C13s to Short C20 Rack Power Cable | 47C2491 | A3SW |
| 1.5m, 10A/100-250V, C13 to IEC 320-C14 Rack Power Cable | 39Y7937 | 6201 |
| 2.0m, 10A/100-250V, C13 to IEC 320-C14 Rack Power Cable | 4L67A08365 | B0N4 |
| 2.0m, 13A/125V-10A/250V, C13 to IEC 320-C14 Rack Power Cable | 4L67A08369 | 6570 |
| 2.5m, 16A/100-250V, 2 Long C13s to Short C20 Rack Power Cable | 47C2492 | A3SX |
| 2.8m, 10A/100-250V, C13 to IEC 320-C14 Rack Power Cable | 4L67A08366 | 6311 |
| 2.8m, 13A/125V-10A/250V, C13 to IEC 320-C14 Rack Power Cable | 4L67A08370 | 6400 |
| 2.8m, 10A/100-250V, C13 to IEC 320-C20 Rack Power Cable | 39Y7938 | 6204 |
| 2.8m, 16A/100-250V, 2 Short C13s to Long C20 Rack Power Cable | 47C2493 | A3SY |
| 4.1m, 16A/100-250V, 2 Long C13s to Long C20 Rack Power Cable | 47C2494 | A3SZ |
| 4.3m, 10A/100-250V, C13 to IEC 320-C14 Rack Power Cable | 39Y7932 | 6263 |
| 4.3m, 13A/125V-10A/250V, C13 to IEC 320-C14 Rack Power Cable | 4L67A08371 | 6583 |
| Country-specific line cords | | |
| Argentina 2.8m, 10A/250V, C13 to IRAM 2073 Line Cord | 39Y7930 | 6222 |
| Argentina 4.3m, 10A/250V, C13 to IRAM 2073 Line Cord | 81Y2384 | 6492 |

| Description | Part number | Feature code |
|--|--------------------|---------------------|
| Australia/New Zealand 2.8m, 10A/250V, C13 to AS/NZS 3112 Line Cord | 39Y7924 | 4538 |
| Australia/New Zealand 4.3m, 10A/250V, C13 to AS/NZS 3112 Line Cord | 81Y2383 | 6574 |
| Brazil 2.8m, 10A/250V, C13 to NBR 14136 Line Cord | 69Y1988 | 6532 |
| Brazil 4.3m, 10A/250V, C13 to NBR14136 Line Cord | 81Y2387 | 6404 |
| China 2.8m, 10A/250V, C13 to GB 2099.1 Line Cord | 39Y7928 | 6210 |
| China 4.3m, 10A/250V, C13 to GB 2099.1 Line Cord | 81Y2378 | 6580 |
| Denmark 2.8m, 10A/250V, C13 to DK2-5a Line Cord | 39Y7918 | 6213 |
| Denmark 4.3m, 10A/250V, C13 to DK2-5a Line Cord | 81Y2382 | 6575 |
| Europe 2.8m, 10A/250V, C13 to CEE7-VII Line Cord | 39Y7917 | 6212 |
| Europe 4.3m, 10A/250V, C13 to CEE7-VII Line Cord | 81Y2376 | 6572 |
| India 2.8m, 10A/250V, C13 to IS 6538 Line Cord | 39Y7927 | 6269 |
| India 4.3m, 10A/250V, C13 to IS 6538 Line Cord | 81Y2386 | 6567 |
| Israel 2.8m, 10A/250V, C13 to SI 32 Line Cord | 39Y7920 | 6218 |
| Israel 4.3m, 10A/250V, C13 to SI 32 Line Cord | 81Y2381 | 6579 |
| Italy 2.8m, 10A/250V, C13 to CEI 23-16 Line Cord | 39Y7921 | 6217 |
| Italy 4.3m, 10A/250V, C13 to CEI 23-16 Line Cord | 81Y2380 | 6493 |
| Japan 2.8m, 12A/125V, C13 to JIS C-8303 Line cord | 46M2593 | A1RE |
| Japan 2.8m, 12A/250V, C13 to JIS C-8303 Line Cord | 4L67A08357 | 6533 |
| Japan 4.3m, 12A/125V, C13 to JIS C-8303 Line Cord | 39Y7926 | 6335 |
| Japan 4.3m, 12A/250V, C13 to JIS C-8303 Line Cord | 4L67A08362 | 6495 |
| Korea 2.8m, 12A/250V, C13 to KS C8305 Line Cord | 39Y7925 | 6219 |
| Korea 4.3m, 12A/250V, C13 to KS C8305 Line Cord | 81Y2385 | 6494 |
| South Africa 2.8m, 10A/250V, C13 to SABS 164 Line Cord | 39Y7922 | 6214 |
| South Africa 4.3m, 10A/250V, C13 to SABS 164 Line Cord | 81Y2379 | 6576 |
| Switzerland 2.8m, 10A/250V, C13 to SEV 1011-S24507 Line Cord | 39Y7919 | 6216 |
| Switzerland 4.3m, 10A/250V, C13 to SEV 1011-S24507 Line Cord | 81Y2390 | 6578 |
| Taiwan 2.8m, 10A/125V, C13 to CNS 10917-3 Line Cord | 23R7158 | 6386 |
| Taiwan 2.8m, 10A/250V, C13 to CNS 10917-3 Line Cord | 81Y2375 | 6317 |
| Taiwan 2.8m, 15A/125V, C13 to CNS 10917-3 Line Cord | 81Y2374 | 6402 |
| Taiwan 4.3m, 10A/125V, C13 to CNS 10917-3 Line Cord | 4L67A08363 | AX8B |
| Taiwan 4.3m, 10A/250V, C13 to CNS 10917-3 Line Cord | 81Y2389 | 6531 |
| Taiwan 4.3m, 15A/125V, C13 to CNS 10917-3 Line Cord | 81Y2388 | 6530 |
| United Kingdom 2.8m, 10A/250V, C13 to BS 1363/A Line Cord | 39Y7923 | 6215 |
| United Kingdom 4.3m, 10A/250V, C13 to BS 1363/A Line Cord | 81Y2377 | 6577 |
| United States 2.8m, 10A/125V, C13 to NEMA 5-15P Line Cord | 90Y3016 | 6313 |
| United States 2.8m, 10A/250V, C13 to NEMA 6-15P Line Cord | 46M2592 | A1RF |
| United States 2.8m, 13A/125V, C13 to NEMA 5-15P Line Cord | 00WH545 | 6401 |
| United States 4.3m, 10A/125V, C13 to NEMA 5-15P Line Cord | 4L67A08359 | 6370 |
| United States 4.3m, 10A/250V, C13 to NEMA 6-15P Line Cord | 4L67A08361 | 6373 |
| United States 4.3m, 13A/125V, C13 to NEMA 5-15P Line Cord | 4L67A08360 | AX8A |

Systems management

The SR570 supports the following systems management tools:

- Lenovo XClarity Controller
- Light path diagnostics
- Lenovo XClarity Provisioning Manager
- Lenovo XClarity Essentials
- Lenovo XClarity Administrator
- Lenovo XClarity Integrators
- Lenovo XClarity Energy Manager
- Lenovo Capacity Planner

Lenovo XClarity Controller

The SR570 server contains Lenovo XClarity Controller (XCC), which provides advanced service-processor control, monitoring, and alerting functions. XClarity Controller offers three functional levels: Standard, Advanced, and Enterprise.

By default, the SR570 server includes XClarity Controller Standard features, and it can be upgraded to Advanced or Enterprise functionality by using the Features on Demand (FoD) upgrades.

XClarity Controller Standard offers the following capabilities:

- Gathering and viewing system information and inventory
- Monitoring system status and health
- Alerting and notifications
- Event logging
- Configuring network connectivity
- Configuring security
- Updating system firmware
- Configuring server settings and devices
- Real-time power usage monitoring
- Remotely controlling server power (Power on, Power off, Restart)
- Managing FoD activation keys
- Redirecting serial console via IPMI
- Capturing the video display contents when an operating system hang condition is detected

XClarity Controller Advanced Upgrade adds the following functionality to the Standard features:

- Remotely viewing video with graphics resolutions up to 1920x1200 at 60 Hz with 16 bits per pixel
- Remotely accessing the server using the keyboard and mouse from a remote client
- Remotely deploying an operating system
- Syslog alerting
- Redirecting serial console via SSH
- Displaying graphics for real-time and historical power usage data and temperature

XClarity Controller Enterprise Upgrade adds the following functionality to the Advanced features:

- Capping power usage
- Mapping the ISO and image files located on the local client as virtual drives for use by the server
- Mounting the remote ISO and image files via HTTPS, SFTP, CIFS, and NFS
- Collaborating across up to six users of the virtual console
- Controlling quality and bandwidth usage

The XClarity Controller provides remote server management through industry-standard interfaces:

- Intelligent Platform Management Interface (IPMI) Version 2.0
- Simple Network Management Protocol (SNMP) Version 3
- Common Information Model (CIM)
- Data Center Manageability Interface (DCMI) Version 1.5
- Redfish REpresentational State Transfer (REST) API
- Web browser with HTML5 support
- Command-line interface
- Virtual Operator Panel with XClarity Mobile App via the front USB port with XClarity Controller access

Virtual Operator Panel provides quick access to system status, firmware, network, health, and alerts information. With proper authentication, it also allows to configure systems management and network settings and to control system power (Power on, Power off, Restart). The Virtual Operator Panel can be accessed from the XClarity Mobile App running on the Android or iOS mobile device that is connected to the front USB port with XClarity Controller access (See [Components and connectors](#)).

Note: Depending on the system settings, the front USB port can be assigned to XClarity Controller for management functions, or to the system as a regular USB 2.0 port, or switched between two functions by using the system ID button.

The following table lists the XClarity Controller FoD upgrades.

Table 31. XClarity Controller FoD upgrades

| Description | Part number | Feature code | Maximum supported |
|--|-------------|--------------|-------------------|
| ThinkSystem XClarity Controller Standard to Advanced Upgrade | 4L47A09132 | AVUT | 1 |
| ThinkSystem XClarity Controller Standard to Enterprise Upgrade | None* | AUPW | 1 |
| ThinkSystem XClarity Controller Advanced to Enterprise Upgrade | 4L47A09133 | None** | 1 |

* Factory-installed only.

** Field-upgrade only.

Configuration notes:

- For factory-installed upgrades, either Standard to Advanced Upgrade (feature AVUT) or Standard to Enterprise Upgrade (feature AUPW) can be selected, but not both.
- For field upgrades, the Advanced to Enterprise Upgrade (4L47A09133) requires the Standard to Advanced Upgrade to be activated on the server previously with either the factory-installed feature AVUT or field upgrade 4L47A09132.

Light path diagnostics

All SR570 server models include basic light path diagnostics, which provides the system error LED on the Operator information panel on the front of the server and the LEDs near the monitored components (for example, the DIMM error LEDs on the system board).

Lenovo XClarity Provisioning Manager

Lenovo XClarity Provisioning Manager is a UEFI-embedded GUI application that combines the functions of configuring system setup settings, configuring RAID, and updating applications and firmware. It also enables you to install the supported operating systems and associated device drivers, run diagnostics, and collect service data.

Lenovo XClarity Provisioning Manager has the following features:

- Automatic hardware detection
- Collecting and viewing system inventory information
- Configuring UEFI system setup settings
- Updating the system firmware
- Configuring RAID by using the RAID Setup Wizard or Advanced mode
- Installing an operating system and device drivers automatically or manually
- Running diagnostics and collecting service data

Lenovo XClarity Essentials

Lenovo offers the following XClarity Essentials software tools that can help you set up, use, and maintain the server at no additional cost:

- **Lenovo XClarity Essentials OneCLI**
OneCLI is a collection of server management tools that utilize a command line interface program to manage firmware, hardware, and operating systems. It provides functions to collect full system health information (including health status), configure system setting, and update system firmware and drivers.
- **Lenovo XClarity Essentials UpdateXpress**
The UpdateXpress tool is a standalone GUI application for firmware and device driver updates that enables you to maintain your server firmware and device drivers up-to-date and help you avoid unnecessary server outages. The tool acquires and deploys individual updates and UpdateXpress System Packs (UXSPs) which are integration-tested bundles.
- **Lenovo XClarity Essentials Bootable Media Creator**
The Bootable Media Creator (BOMC) tool is used to create bootable media for offline firmware update.

For more information and downloads, visit the Lenovo XClarity Essentials web page:

<http://support.lenovo.com/us/en/documents/LNVO-center>

Lenovo XClarity Administrator

Lenovo XClarity is a centralized systems management solution that helps administrators deliver infrastructure faster. This solution integrates easily with Lenovo x86 servers, RackSwitch switches, and DS Series storage, providing automated agent-less discovery, monitoring, firmware updates, configuration management, and bare metal deployment of operating systems and hypervisors across multiple servers.

Lenovo XClarity Administrator is an optional software component for the SR570 server which can be downloaded and used at no charge to discover and monitor the SR570 and manage firmware upgrades for them.

If software support is required for Lenovo XClarity Administrator, or Lenovo XClarity Administrator premium features (such as configuration management and operating system deployment) are required, or both, Lenovo XClarity Pro software subscription should be ordered. Lenovo XClarity Pro is licensed on a per managed system basis, that is, each managed Lenovo system requires a license.

The following table lists the geo-specific Lenovo XClarity software license options.

Table 32. Lenovo XClarity software options

| Description | Part number (NA, AP, Japan)* | Part number (EMEA, LA)** | Quantity |
|--|------------------------------|--------------------------|----------|
| Lenovo XClarity Pro, per Mngd Server w/1 Yr SW S&S | 00MT201 | 00MT207 | 1 |
| Lenovo XClarity Pro, per Mngd Server w/3 Yr SW S&S | 00MT202 | 00MT208 | 1 |
| Lenovo XClarity Pro, per Mngd Server w/5 Yr SW S&S | 00MT203 | 00MT209 | 1 |

* NA = North America; AP = Asia Pacific

** EMEA = Europe, Middle East, Africa; LA = Latin America

Lenovo XClarity Administrator offers the following standard features that are available at no charge:

- Auto-discovery and monitoring of Lenovo x86 servers, RackSwitch switches, Flex System chassis, and DS Series storage systems
- Firmware updates and compliance enforcement
- External alerts and notifications via SNMP traps, syslog remote logging, and e-mail
- Secure connections to managed endpoints
- NIST 800-131A or FIPS 140-2 compliant cryptographic standards between the management solution and managed endpoints
- Integration into existing higher level management systems such as cloud automation and orchestration tools through REST APIs, providing extensive external visibility and control over hardware resources
- An intuitive, easy-to-use GUI
- Scripting with Windows PowerShell, providing command-line visibility and control over hardware resources

Lenovo XClarity Administrator offers the following premium features that require an optional Pro license:

- Pattern-based configuration management that allows to define configurations once and apply repeatedly without errors when deploying new servers or redeploying existing servers without disrupting the fabric
- Bare-metal deployment of operating systems and hypervisors to streamline infrastructure provisioning

For more information, refer to the Lenovo XClarity Administrator Product Guide:

<http://lenovopress.com/tips1200>

Lenovo XClarity Integrators

Lenovo offers at no charge (if software support is required, a Lenovo XClarity Pro software subscription license should be ordered) two software plug-in modules, Lenovo XClarity Integrators, to manage physical infrastructure from leading external virtualization management software tools from Microsoft and VMware:

- Lenovo XClarity Integrator for Microsoft System Center
- Lenovo XClarity Integrator for VMware vCenter

Lenovo XClarity Integrators offer the following additional features:

- Ability to discover, manage, and monitor Lenovo server hardware from VMware vCenter or Microsoft System Center
- Deployment of firmware updates and configuration patterns to Lenovo x86 rack servers and Flex System from the virtualization management tool
- Non-disruptive server maintenance in clustered environments that reduces workload downtime by dynamically migrating workloads from affected hosts during rolling server updates or reboots
- Greater service level uptime and assurance in clustered environments during unplanned hardware events by dynamically triggering workload migration from impacted hosts when impending hardware failures are predicted

For more information, refer to the Lenovo xClarity Integrators web page:

<http://www3.lenovo.com/us/en/data-center/software/systems-management/xclarity-integrators>

Lenovo XClarity Energy Manager

Lenovo XClarity Energy Manager provides a stand-alone, web-based agent-less power management console that provides real time data and enables you to observe, plan and manage power and cooling for Lenovo servers. Using built-in intelligence, it identifies server power consumption trends and ideal power settings and performs cooling analysis so that you can define and optimize power-saving policies.

Lenovo XClarity Energy Manager offers the following capabilities:

- Monitors room, row, rack, and device levels in the data center
- Reports vital information, such as power, temperature and resource utilization
- Monitors inlet temperature to locate hot spots, reducing the risk of data or device damage
- Provides finely-grained controls to limit platform power in compliance with IT policy
- Generates alerts when a user-defined threshold is reached

Lenovo XClarity Energy Manager is an optional software component for the SR570 server that is licensed on a per managed node basis, that is, each managed server requires a license. The 1-node Energy Manager license is included in the XClarity Controller Enterprise upgrade.

To manage systems without XClarity Controller Enterprise licenses, a node license pack should be purchased. The following table lists the geo-specific Lenovo XClarity Energy Manager software license options.

Table 33. Lenovo XClarity Energy Manager software options

| Description | Part number (NA, AP, Japan)* | Part number (EMEA, LA)** | Quantity |
|--|------------------------------|--------------------------|----------|
| Lenovo XClarity Energy Manager, 1 Node w/ 1 Yr S&S | 01DA225 | 01DA228 | 1 |
| Lenovo XClarity Energy Manager, 5 Nodes w/ 1 Yr S&S | 01DA226 | 01DA229 | 1 |
| Lenovo XClarity Energy Manager, 50 Nodes w/ 1 Yr S&S | 01DA227 | 01DA230 | 1 |

* NA = North America; AP = Asia Pacific

** EMEA = Europe, Middle East, Africa; LA = Latin America

For more information, refer to the Lenovo XClarity Energy Manager web page:

<http://datacentersupport.lenovo.com/us/en/solutions/Invo-ixem>

Lenovo Capacity Planner

Lenovo Capacity Planner is a power consumption evaluation tool that enhances data center planning by enabling IT administrators and pre-sales professionals to understand various power characteristics of racks, servers, and other devices. Capacity Planner can dynamically calculate the power consumption, current, British Thermal Unit (BTU), and volt-ampere (VA) rating at the rack level, improving the planning efficiency for large scale deployments.

For more information, refer to the Capacity Planner web page:
<https://datacentersupport.lenovo.com/us/en/solutions/ht504651>

Security

The SR570 server offers the following security features:

- Power-on password
- Administrator's password
- Secure firmware updates
- Onboard Trusted Platform Module (TPM) version 1.2 or 2.0 (configurable UEFI system setting)
- Trusted Cryptographic Module (TCM) (optional; available in China only)
- Lockable front bezel (optional)
- Security Key Lifecycle Manager (SKLM) encryption key management for SEDs - FoD upgrade (optional)
- Lenovo Business Vantage security software (optional; available in China only)

The following table lists the security options that are available for the SR570 server.

Table 34. Security options

| Description | Part number | Feature code | Maximum supported |
|---|-------------|--------------|-------------------|
| Lockable front bezel | | | |
| ThinkSystem 1U Security Bezel | 7Z17A02581 | AUWR | 1 |
| Trusted Cryptographic Module (China only) | | | |
| ThinkSystem Trusted Cryptographic Module | None* | AVKE | 1 |
| Security Key Lifecycle Manager - FoD (United States, Canada, Asia Pacific, and Japan) | | | |
| SKLM for System x/ThinkSystem w/SEDs - FoD per Install w/1Yr S&S | 00D9998 | A5U1 | 1 |
| SKLM for System x/ThinkSystem w/SEDs - FoD per Install w/3Yr S&S | 00D9999 | AS6C | 1 |
| Security Key Lifecycle Manager - FoD (Latin America, Europe, Middle East, and Africa) | | | |
| SKLM for System x/ThinkSystem w/SEDs - FoD per Install w/1Yr S&S | 00FP648 | A5U1 | 1 |
| SKLM for System x/ThinkSystem w/SEDs - FoD per Install w/3Yr S&S | 00FP649 | AS6C | 1 |

* Factory-installed only; no field upgrade.

Lenovo Business Vantage is a security software tool suite (available only in China) designed to work with the Trusted Cryptographic Module (TCM) adapter for enhanced security, to keep user data safe, and to erase confidential data completely from a hard disk drive.

Lenovo Business Vantage provides the following features:

- Encrypts files to ensure data safety by using the TCM.
- Erases confidential data from a hard disk.
- Prohibits unauthorized access to the USB port of devices.
- Encrypts files to ensure data security on a USB storage device.

For more information, refer to the Lenovo Business Vantage web page:
<http://support.lenovo.com.cn/lenovo/wsi/es/es.html>

Rack installation

The following table lists the rack installation options that are available for the SR570 server.

Table 35. Rack installation options

| Description | Part number | Feature code | Maximum supported |
|---|-------------|--------------|-------------------|
| 4-post rail kits | | | |
| ThinkSystem Tool-less Slide Rail | 7M27A05702 | AXCA | 1 |
| ThinkSystem Tool-less Slide Rail Kit with 1U CMA | 7M27A05701 | AXCB | 1 |
| ThinkSystem Screw-in Slide Rail | 4M17A07274 | AXFN | 1 |
| ThinkSystem Screw-in Slide Rail Kit with 1U CMA | 4M17A07281 | B0TE | 1 |
| ThinkSystem Tool-less Friction Rail | 4M17A07273 | AXFM | 1 |
| Cable management arm (CMA) upgrade | | | |
| ThinkSystem 1U CMA Upgrade Kit for Tool-less Slide Rail | 7M27A05699 | B136 | 1* |
| ThinkSystem 1U CMA Upgrade Kit for Screw-in Slide Rail | 4M17A07276 | AXFP | 1** |
| Front VGA port | | | |
| ThinkSystem SR530/SR570/SR630 Front VGA Connector (for 3.5" models) | None*** | AUWU | 1 |
| ThinkSystem SR530/SR570/SR630 Front VGA Connector Upgrade Kit (for 2.5" models) | 7Z17A02579 | AUWW | 1 |

* The CMA Upgrade Kit for Tool-less Slide Rail is supported with the Tool-less Slide Rail (7M27A05702) only.

** The CMA Upgrade Kit for Screw-in Slide Rail is supported with the Screw-in Slide Rail (4M17A07274) only.

*** Factory-installed only; no field upgrade.

The following table summarizes the rail kit features and specifications.

Table 36. Rail kit features and specifications summary

| Feature | Tool-less Slide Rail | | Screw-in Slide Rail | | Tool-less Friction Rail |
|----------------------------|---|----------------------|---|------------------------|---|
| | Without CMA | With CMA | Without CMA | With CMA | |
| Part number | 7M27A05702 | 7M27A05701 | 4M17A07274 | 4M17A07281 | 4M17A07273 |
| CMA | 7M27A05699 | Included | 4M17A07276 | Included | No support |
| Rail length | 730 mm (28.74 in.) | 807 mm (31.8 in.) | 836.8 mm (32.9 in.) | 836.8 mm (32.9 in.) | 728.1 mm (28.7 in.) |
| Rail type | Full-out slide (ball bearing) | | Full-out slide (ball bearing) | | Half-out slide (friction) |
| Tool-less installation | Yes | | No | | Yes |
| In-rack server maintenance | Yes | | Yes | | No |
| 1U PDU support | Yes | | Yes | | Yes |
| 0U PDU support | Limited* | | Limited* | | Limited** |
| Rack type | IBM and Lenovo 4-post, IEC standard-compliant | | IBM and Lenovo 4-post, IEC standard-compliant | | IBM and Lenovo 4-post, IEC standard-compliant |
| Mounting holes | Square or round | | Square, round, or threaded | | Square or round |

| Feature | Tool-less Slide Rail | | Screw-in Slide Rail | | Tool-less Friction Rail |
|---|--|----------|--|----------|--|
| | Without CMA | With CMA | Without CMA | With CMA | |
| Mounting flange thickness | 2 mm (0.08 in.) – 3.3 mm (0.13 in.) | | 2 mm (0.08 in.) – 3.3 mm (0.13 in.) | | 2 mm (0.08 in.) – 3.3 mm (0.13 in.) |
| Distance between front and rear mounting flanges [^] | 609.6 mm (24 in.) – 863.6 mm (34 in.) | | 609.6 mm (24 in.) – 812.8 mm (32 in.) | | 609.6 mm (24 in.) – 863.6 mm (34 in.) |

* If a 0U PDU is used, the rack cabinet must be at least 1100 mm (43.31 in.) deep if no CMA is used, or at least 1200 mm (47.24 in.) deep if a CMA is used.

** If a 0U PDU used, the rack must be at least 1000 mm (39.37 in.) deep.

[^] Measured when mounted on the rack, from the front surface of the front mounting flange to the rear most point of the rail.

Operating systems

The SR570 server supports the following operating systems:

- Microsoft:
 - Microsoft Windows Server 2016
 - Microsoft Windows Server 2012 R2
- Red Hat:
 - Red Hat Enterprise Linux 7.4
 - Red Hat Enterprise Linux 6.9
- SUSE:
 - SUSE Linux Enterprise Server 12 SP3
 - SUSE Linux Enterprise Server 11 x64 SP4
- VMware:
 - VMware vSphere 6.5 (ESXi) Update 1
 - VMware vSphere 6.0 (ESXi) Update 3

For the latest information about the specific versions and service levels that are supported and any other prerequisites, see the Operating System Interoperability Guide: <http://lenovopress.com/osig>.

Physical specifications

The SR570 server has the following dimensions and weight (approximate):

- Height: 43 mm (1.7 in)
- Width: 434 mm (17.1 in)
- Depth: 715 mm (28.1 in)
- Weight:
 - Minimum configuration: 10.2 kg (22.5 lb)
 - Maximum configuration: 16.0 kg (35.3 lb)

Operating environment

The SR570 server complies with ASHRAE class A2 specifications. The server performance might be impacted when the operating temperature is outside the ASHRAE A2 specifications. Depending on the hardware configuration, some server models comply with ASHRAE class A3 and class A4 specifications. To comply with ASHRAE class A3 and class A4 specifications, the server models must meet the following hardware configuration requirements at the same time:

- Two power supplies installed
- NVMe drives not installed
- No system fan fails
- Intel Xeon 6136, 6140, 6142, 6148, 6152, 8158, 8160, 8160T, or 8164 processors not installed

The SR570 server is supported in the following environment:

- Air temperature:
 - Operating:
 - ASHRAE Class A4: 5 °C - 45 °C (41 °F - 113 °F); for altitudes above 900 m (2,953 ft), decrease the maximum ambient temperature by 1 °C for every 125-m (410-ft) increase in altitude
 - ASHRAE Class A3: 5 °C - 40 °C (41 °F - 104 °F); for altitudes above 900 m (2,953 ft), decrease the maximum ambient temperature by 1 °C for every 175-m (574-ft) increase in altitude
 - ASHRAE Class A2: 10 °C - 35 °C (50 °F - 95 °F); for altitudes above 900 m (2,953 ft), decrease the maximum ambient temperature by 1 °C for every 300-m (984-ft) increase in altitude
 - Non-operating: 5 °C - 45 °C (41 °F - 113 °F)
 - Storage: -40 °C - +60 °C (-40 °F - 140 °F)
- Maximum altitude: 3,050 m (10,000 ft)
- Humidity:
 - Operating:
 - ASHRAE Class A4: 8% - 90% (non-condensing); maximum dew point: 24 °C (75 °F)
 - ASHRAE Class A3: 8% - 85% (non-condensing); maximum dew point: 24 °C (75 °F)
 - ASHRAE Class A2: 8% - 80% (non-condensing); maximum dew point: 21 °C (70 °F)
 - Storage: 8% - 90% (non-condensing)
- Electrical:
 - 100 - 127 (nominal) V AC; 50 Hz / 60 Hz
 - 200 - 240 (nominal) V AC; 50 Hz / 60 Hz
 - 180 - 300 V DC (HVDC; supported in China only)
- Acoustics:
 - Minimum configuration:
 - Operating: 5.6 bels
 - Idle: 4.9 bels
 - Maximum configuration:
 - Operating: 6.5 bels
 - Idle: 6.1 bels
- Vibration:
 - Operating: 0.21 G rms at 5 Hz to 500 Hz for 15 minutes across 3 axes
 - Non-operating: 1.04 G rms at 2 Hz to 200 Hz for 15 minutes across 6 surfaces
- Shock:
 - Operating: 15 G for 3 milliseconds in each direction (positive and negative X, Y, and Z axes)
 - Non-operating:
 - 12 kg - 22 kg: 50 G for 152 in./sec velocity change across 6 surfaces
 - 23 kg - 31 kg: 35 G for 152 in./sec velocity change across 6 surfaces

The following table lists the maximum system power load, rated inlet current, and system heat output based on the power supply and source voltage.

Table 37. Rated system power, inlet current, and system heat output

| Power supply | Source voltage | Maximum power load per system (two power supplies) | Rated current per inlet | System heat output |
|---------------|----------------|--|-------------------------|--------------------|
| 550W Platinum | 100 - 127 V AC | 722 W | 6.2 A | 2463 BTU/hour |
| | 200 - 240 V AC | 704 W | 3 A | 2402 BTU/hour |
| | 180 - 300 V DC | 702 W | 2.5 A | 2395 BTU/hour |
| 750W Platinum | 100 - 127 V AC | 984 W | 8.4 A | 3357 BTU/hour |
| | 200 - 240 V AC | 958 W | 4.1 A | 3269 BTU/hour |
| | 180 - 300 V DC | 958 W | 3.5 A | 3269 BTU/hour |
| 750W Titanium | 200 - 240 V AC | 949 W | 4.1 A | 3238 BTU/hour |
| | 180 - 300 V DC | 948 W | 3.5 A | 3235 BTU/hour |

Warranty services

The SR570 server has a one-year (7Y02) or three-year (Machine Type 7Y03) customer-replaceable unit (CRU) and onsite limited (for field-replaceable units [FRUs] only) warranty with standard call center support during normal business hours and 9x5 Next Business Day Parts Delivered.

Some countries might have different warranty terms and conditions than the standard warranty. This is due to local business practices or laws in the specific country. Local service teams can assist in explaining country-specific terms when needed. Examples of country-specific warranty terms are second or longer business day parts delivery or parts-only base warranty.

If warranty terms and conditions include onsite labor for repair or replacement of parts, Lenovo will dispatch a service technician to the customer site to perform the replacement. Onsite labor under base warranty is limited to labor for replacement of parts that have been determined to be field-replaceable units (FRUs). Parts that are determined to be customer-replaceable units (CRUs) do not include onsite labor under base warranty.

If warranty terms include parts-only base warranty, Lenovo is responsible for delivering only replacement parts that are under base warranty (including FRUs) that will be sent to a requested location for self-service. Parts-only service does not include a service technician being dispatched onsite. Parts must be changed at customer's own cost and labor and defective parts must be returned following the instructions supplied with the spares parts.

Also available are Lenovo Services warranty upgrades and post-warranty maintenance agreements, with a well-defined scope of services, including service hours, response time, term of service, and service agreement terms and conditions.

Lenovo warranty service upgrade offerings are country-specific. Not all warranty service upgrades are available in every country. For information about Lenovo warranty service upgrade offerings that are available in your country or area, refer to the following resources:

- Service part numbers in Lenovo Enterprise Solutions Configurator (LESC): <http://lesc.lenovo.com/ss>
- Lenovo Services Availability Locator <http://lenovocator.com/>

In general, the following Lenovo warranty service upgrades are available:

- Warranty and maintenance service upgrades:
 - 3, 4, or 5 years of warranty service coverage
 - 1-year or 2-year post-warranty extensions
 - Foundation Service: 9x5 service coverage with next business day onsite response
 - Essential Service: 24x7 service coverage with 4-hour onsite response or 24-hour committed repair (available only in select countries)
 - Advanced Service: 24x7 service coverage with 2-hour onsite response or 6-hour committed repair (available only in select countries)

- YourDrive YourData

Lenovo's YourDrive YourData service (where applicable) is a multi-drive retention offering that ensures your data is always under your control, regardless of the number of drives that are installed in your Lenovo server. In the unlikely event of a drive failure, you retain possession of your drive while Lenovo replaces the failed drive part. Your data stays safely on your premises, in your hands. The YourDrive YourData service can be purchased in convenient bundles with Foundation, Essential, or Advanced Service upgrades and extensions.

- Enterprise Server Software Support

Lenovo Enterprise Server Software Support can help you troubleshoot your entire server software stack. Choose support for server operating systems from Microsoft, Red Hat, SUSE, and VMware; Microsoft server applications; or both operating systems and applications. Support staff can help answer troubleshooting and diagnostic questions, address product compatibility and interoperability issues, isolate causes of problems, report defects to software vendors, and more.

In addition, you can access hardware "how to" support for ThinkSystem servers. Staff can help resolve hardware problems not covered under warranty, refer you to the right documentation and publications, provide corrective service information for known defects, and transfer you to a hardware support call center if needed.

- Basic Hardware Installation Services

Lenovo experts can seamlessly manage the physical installation of your server, storage, or networking hardware. Working at a time convenient for you (business hours or off shift), the technician will unpack and inspect the systems on your site, install options, mount in a rack cabinet, connect to power and network, check and update firmware to the latest levels, verify operation, and dispose of the packaging, allowing your team to focus on other priorities.

For service definitions, country-specific details, and service limitations, please refer to the following documents:

- Lenovo Statement of Limited Warranty for Data Center Group (DCG) Servers and System Storage
<http://pcsupport.lenovo.com/us/en/solutions/ht503310>
- Lenovo Data Center Services Agreement
<http://support.lenovo.com/us/en/solutions/ht116628>

Regulatory compliance

The SR570 server conforms to the following regulations:

- United States FCC Part 15, Class A
- Canada ICES-003/NMB-03, Class A
- UL/CSA 60950-1
- Mexico NOM-019
- Argentina IEC60950-1
- Japan VCCI, Class A
- Australia/New Zealand AS/NZS CISPR 22, Class A
- China CCC GB4943.1, GB9254 Class A, GB17625.1
- Taiwan BSMI CNS13438, Class A; CNS14336-1
- Korea KN22, Class A; KN24
- Russia, Belorussia and Kazakhstan, TR CU 020/2011 and TR CU 004/2011
- IEC 60950-1 (CB Certificate and CB Test Report)
- Europe CE Mark (EN55022 Class A, EN60950-1, EN55024, EN61000-3-2, EN61000-3-3)
- CISPR 22, Class A
- Germany TUV-GS (EN60950-1/IEC60950-1, EK1-ITB2000)
- Reduction of Hazardous Substances (ROHS)
- Energy Star 2.1

External drive enclosures

The following table lists the 12 Gbps SAS external drive enclosures that are offered by Lenovo that can be used with the SR570 for storage expansion.

Note: Information provided in this section is for ordering reference purposes only. For the operating system support details, refer to the interoperability matrix for a particular storage enclosure that can be found on the Lenovo Data Center Support web site:

<http://datacentersupport.lenovo.com>

Table 38. External drive enclosures

| Description | Part number |
|--|-------------|
| D1212 LFF Relationship models | |
| D1212 LFF Chassis, Dual 3-port ESMs (US English documentation) | 4587A11* |
| D1212 LFF Chassis, Dual 3-port ESMs (Simplified Chinese documentation) | 4587A1C^ |
| D1212 LFF Chassis, Dual 3-port ESMs (Japanese documentation) | 4587A1J** |
| D1212 LFF TopSeller models - Brazil and Latin America | |
| D1212 LFF Chassis, Dual 3-port ESMs, 4x 2TB 3.5" HDDs, 4x 0.5m SAS cables | 4587EAU |
| D1212 LFF Chassis, Dual 3-port ESMs, 4x 4TB 3.5" HDDs, 4x 0.5m SAS cables | 4587EBU |
| D1212 LFF Chassis, Dual 3-port ESMs, 4x 6TB 3.5" HDDs, 4x 0.5m SAS cables | 4587ECU |
| D1212 LFF Chassis, Dual 3-port ESMs, 4x 8TB 3.5" HDDs, 4x 0.5m SAS cables | 4587EDU |
| D1212 LFF Chassis, Dual 3-port ESMs, 8x 2TB 3.5" HDDs, 4x 0.5m SAS cables | 4587EEU |
| D1212 LFF Chassis, Dual 3-port ESMs, 8x 4TB 3.5" HDDs, 4x 0.5m SAS cables | 4587EFU |
| D1212 LFF Chassis, Dual 3-port ESMs, 8x 6TB 3.5" HDDs, 4x 0.5m SAS cables | 4587EGU |
| D1212 LFF Chassis, Dual 3-port ESMs, 8x 8TB 3.5" HDDs, 4x 0.5m SAS cables | 4587EHU |
| D1212 LFF Chassis, Dual 3-port ESMs, 12x 2TB 3.5" HDDs, 4x 0.5m SAS cables | 4587EIU |
| D1212 LFF Chassis, Dual 3-port ESMs, 12x 4TB 3.5" HDDs, 4x 0.5m SAS cables | 4587EJU |
| D1212 LFF Chassis, Dual 3-port ESMs, 12x 6TB 3.5" HDDs, 4x 0.5m SAS cables | 4587EKU |

| Description | Part number |
|--|-------------|
| D1212 LFF Chassis, Dual 3-port ESMs, 12x 8TB 3.5" HDDs, 4x 0.5m SAS cables | 4587ELU |
| D1212 LFF TopSeller models - North America (NA) and Europe, Middle East, and Africa (EMEA) | |
| Lenovo Storage D1212 LFF Dual ESM Disk Expansion Enclosure (US English documentation) | 4587E11 |
| D1224 SFF Relationship models | |
| D1224 SFF Chassis, Dual 3-port ESMs (US English documentation) | 4587A31* |
| D1224 SFF Chassis, Dual 3-port ESMs (Simplified Chinese documentation) | 4587A3C^ |
| D1224 SFF Chassis, Dual 3-port ESMs (Japanese documentation) | 4587A3J** |
| D1224 SFF TopSeller models - Brazil and Latin America | |
| D1224 SFF Chassis, Dual 3-port ESMs, 9x 1.2TB 10K HDDs, 4x 0.5m SAS cables | 4587E6U |
| D1224 SFF Chassis, Dual 3-port ESMs, 9x 1.2TB 10K HDDs, 2x 400GB SSDs, 4x 0.5m SAS cables | 4587E2U |
| D1224 SFF Chassis, Dual 3-port ESMs, 9x 1.2TB 10K HDDs, 4x 400GB SSDs, 4x 0.5m SAS cables | 4587E4U |
| D1224 SFF Chassis, Dual 3-port ESMs, 18x 1.2TB 10K HDDs, 1x 0.5m SAS cable | 4587E5U |
| D1224 SFF Chassis, Dual 3-port ESMs, 18x 1.2TB 10K HDDs, 2x 400GB SSDs, 4x 0.5m SAS cables | 4587E1U |
| D1224 SFF Chassis, Dual 3-port ESMs, 18x 1.2TB 10K HDDs, 4x 400GB SSDs, 4x 0.5m SAS cables | 4587E3U |
| D1224 SFF TopSeller models - North America (NA) and Europe, Middle East, and Africa (EMEA) | |
| Lenovo Storage D1224 SFF Dual ESM Disk Expansion Enclosure (US English documentation) | 4587E31 |
| D3284 Relationship models | |
| Lenovo Storage D3284 4TB x 84 HD Expansion Enclosure | 641311F |
| Lenovo Storage D3284 6TB x 84 HD Expansion Enclosure | 641312F |
| Lenovo Storage D3284 8TB x 84 HD Expansion Enclosure | 641313F |
| Lenovo Storage D3284 10TB x 84 HD Expansion Enclosure | 641314F |
| D3284 TopSeller models | |
| Lenovo Storage D3284 High Density Expansion Enclosure | 6413E5F |
| Lenovo Storage D3284 4TB x 42 HD Expansion Enclosure | 6413E1H |
| Lenovo Storage D3284 4TB x 84 HD Expansion Enclosure | 6413E1F |
| Lenovo Storage D3284 6TB x 42 HD Expansion Enclosure | 6413E2H |
| Lenovo Storage D3284 6TB x 84 HD Expansion Enclosure | 6413E2F |
| Lenovo Storage D3284 8TB x 42 HD Expansion Enclosure | 6413E3H |
| Lenovo Storage D3284 8TB x 84 HD Expansion Enclosure | 6413E3F |
| Lenovo Storage D3284 10TB x 42 HD Expansion Enclosure | 6413E4H |
| Lenovo Storage D3284 10TB x 84 HD Expansion Enclosure | 6413E4F |

* Available worldwide (except China and Japan)

^ Available only in China

** Available only in Japan

Note: The RAID 930-8e does not support D3284 attachments.

For details about supported drives, adapters, and cables, see the Lenovo Press Product Guides:

- Lenovo Storage D1212 and D1224
<http://lenovopress.com/lp0512>
- Lenovo Storage D3284
<http://lenovopress.com/lp0513>

External storage systems

The following table lists the external storage systems that are currently offered by Lenovo that can be used with the SR570 in IT solutions.

Note: Information provided in this section is for ordering reference purposes only. End-to-end storage configuration support *must* be verified through the interoperability matrix for a particular storage system that can be found on the Lenovo Data Center Support web site:

<http://datacentersupport.lenovo.com>

Table 39. External storage systems

| Description | Part number |
|--|-------------|
| Lenovo ThinkSystem DS Series Storage (SAS connectivity) | |
| Lenovo ThinkSystem DS2200 LFF SAS Dual Controller Unit (US English documentation) | 4599A41* |
| Lenovo ThinkSystem DS2200 LFF SAS Dual Controller Unit (Simplified Chinese documentation) | 4599A4C^ |
| Lenovo ThinkSystem DS2200 LFF SAS Dual Controller Unit (Japanese documentation) | 4599A4J** |
| Lenovo ThinkSystem DS2200 SFF SAS Dual Controller Unit (US English documentation) | 4599A21* |
| Lenovo ThinkSystem DS2200 SFF SAS Dual Controller Unit (Simplified Chinese documentation) | 4599A2C^ |
| Lenovo ThinkSystem DS2200 SFF SAS Dual Controller Unit (Japanese documentation) | 4599A2J** |
| Lenovo ThinkSystem DS4200 LFF SAS Dual Controller Unit (US English documentation) | 4617A41* |
| Lenovo ThinkSystem DS4200 LFF SAS Dual Controller Unit (Simplified Chinese documentation) | 4617A4C^ |
| Lenovo ThinkSystem DS4200 LFF SAS Dual Controller Unit (Japanese documentation) | 4617A4J** |
| Lenovo ThinkSystem DS4200 SFF SAS Dual Controller Unit (US English documentation) | 4617A21* |
| Lenovo ThinkSystem DS4200 SFF SAS Dual Controller Unit (Simplified Chinese documentation) | 4617A2C^ |
| Lenovo ThinkSystem DS4200 SFF SAS Dual Controller Unit (Japanese documentation) | 4617A2J** |
| Lenovo ThinkSystem DS6200 SFF SAS Dual Controller Unit (US English documentation) | 4619A21* |
| Lenovo ThinkSystem DS6200 SFF SAS Dual Controller Unit (Simplified Chinese documentation) | 4619A2C^ |
| Lenovo ThinkSystem DS6200 SFF SAS Dual Controller Unit (Japanese documentation) | 4619A2J** |
| Lenovo ThinkSystem DS Series Storage (iSCSI or FC connectivity) | |
| Lenovo ThinkSystem DS2200 LFF FC/iSCSI Dual Controller Unit (US English documentation) | 4599A31* |
| Lenovo ThinkSystem DS2200 LFF FC/iSCSI Dual Controller Unit (Simplified Chinese documentation) | 4599A3C^ |
| Lenovo ThinkSystem DS2200 LFF FC/iSCSI Dual Controller Unit (Japanese documentation) | 4599A3J** |
| Lenovo ThinkSystem DS2200 SFF FC/iSCSI Dual Controller Unit (US English documentation) | 4599A11* |
| Lenovo ThinkSystem DS2200 SFF FC/iSCSI Dual Controller Unit (Simplified Chinese documentation) | 4599A1C^ |
| Lenovo ThinkSystem DS2200 SFF FC/iSCSI Dual Controller Unit (Japanese documentation) | 4599A1J** |
| Lenovo ThinkSystem DS4200 LFF FC/iSCSI Dual Controller Unit (US English documentation) | 4617A31* |
| Lenovo ThinkSystem DS4200 LFF FC/iSCSI Dual Controller Unit (Simplified Chinese documentation) | 4617A3C^ |
| Lenovo ThinkSystem DS4200 LFF FC/iSCSI Dual Controller Unit (Japanese documentation) | 4617A3J** |
| Lenovo ThinkSystem DS4200 SFF FC/iSCSI Dual Controller Unit (US English documentation) | 4617A11* |
| Lenovo ThinkSystem DS4200 SFF FC/iSCSI Dual Controller Unit (Simplified Chinese documentation) | 4617A1C^ |
| Lenovo ThinkSystem DS4200 SFF FC/iSCSI Dual Controller Unit (Japanese documentation) | 4617A1J** |
| Lenovo ThinkSystem DS6200 SFF FC/iSCSI Dual Controller Unit (US English documentation) | 4619A11* |
| Lenovo ThinkSystem DS6200 SFF FC/iSCSI Dual Controller Unit (Simplified Chinese documentation) | 4619A1C^ |
| Lenovo Storage V Series (SAS, iSCSI, or FC connectivity) | |
| Lenovo Storage V3700 V2 LFF Control Enclosure | 6535C1D |

| Description | Part number |
|--|-------------|
| Lenovo Storage V3700 V2 LFF Control Enclosure (TopSeller) | 6535EC1 |
| Lenovo Storage V3700 V2 SFF Control Enclosure | 6535C2D |
| Lenovo Storage V3700 V2 SFF Control Enclosure (TopSeller) | 6535EC2 |
| Lenovo Storage V3700 V2 XP LFF Control Enclosure | 6535C3D |
| Lenovo Storage V3700 V2 XP LFF Control Enclosure (TopSeller) | 6535EC3 |
| Lenovo Storage V3700 V2 XP SFF Control Enclosure | 6535C4D |
| Lenovo Storage V3700 V2 XP SFF Control Enclosure (TopSeller) | 6535EC4 |
| Lenovo Storage V5030 LFF Control Enclosure 3Yr S&S | 6536C12 |
| Lenovo Storage V5030 LFF Control Enclosure 5Yr S&S | 6536C32 |
| Lenovo Storage V5030 SFF Control Enclosure 3Yr S&S | 6536C22 |
| Lenovo Storage V5030 SFF Control Enclosure 5Yr S&S | 6536C42 |
| Lenovo Storage V5030F SFF Control Enclosure 3Yr S&S | 6536B1F |
| Lenovo Storage V5030F SFF Control Enclosure 5Yr S&S | 6536B2F |
| Lenovo Storage V7000 SFF Control Enclosure 3Yr S&S PRC | 6538R11^ |
| Lenovo Storage V7000 SFF Control Enclosure 5Yr S&S PRC | 6538R21^ |
| Lenovo Storage V7000F SFF Control Enclosure 3Yr S&S PRC | 6538R1G^ |
| Lenovo Storage V7000F SFF Control Enclosure 5Yr S&S PRC | 6538R2G^ |
| IBM Storwize for Lenovo (SAS [except V7000], iSCSI, or FC connectivity) | |
| IBM Storwize V3500 3.5-inch Dual Control Storage Controller Unit | 6096CU2^ |
| IBM Storwize V3500 2.5-inch Dual Control Storage Controller Unit | 6096CU3^ |
| IBM Storwize V7000 SFF Control Enclosure, 3YR SWMA | 6195C32† |
| IBM Storwize V7000 SFF Control Enclosure, 3YR SWMA, LA | 6195C3L‡ |
| IBM Storwize V7000 SFF Control Enclosure, 5YR SWMA | 6195C52† |
| IBM Storwize V7000 SFF Control Enclosure, 5YR SWMA, LA | 6195C5L‡ |
| Lenovo Storage DX8200 Series (NAS or iSCSI connectivity; optional FC connectivity) | |
| Lenovo Storage DX8200D Storage Virtualization Entry, 4TB, 3yr SW S&S | 5135A3x# |
| Lenovo Storage DX8200D Storage Virtualization Entry, 4TB, 4yr SW S&S | 5135J3x# |
| Lenovo Storage DX8200D Storage Virtualization Entry, 4TB, 5yr SW S&S | 51351Wx# |
| Lenovo Storage DX8200D Storage Virtualization Mid, 16TB, 3yr SW S&S | 5135B3x# |
| Lenovo Storage DX8200D Storage Virtualization Mid, 16TB, 4yr SW S&S | 5135L3x# |
| Lenovo Storage DX8200D Storage Virtualization Mid, 16TB, 5yr SW S&S | 51352Wx# |
| Lenovo Storage DX8200D Storage Virtualization High, 64TB, 3yr SW S&S | 5135C3x# |
| Lenovo Storage DX8200D Storage Virtualization High, 64TB, 4yr SW S&S | 5135M3x# |
| Lenovo Storage DX8200D Storage Virtualization High, 64TB, 5yr SW S&S | 51353Wx# |
| Lenovo Storage DX8200D ServerSAN Entry, 8TB, 3yr SW S&S | 5135D3x# |
| Lenovo Storage DX8200D ServerSAN Entry, 8TB, 4yr SW S&S | 5135N3x# |
| Lenovo Storage DX8200D ServerSAN Entry, 8TB, 5yr SW S&S | 51354Wx# |
| Lenovo Storage DX8200D ServerSAN Mid, 16TB, 3yr SW S&S | 5135F3x# |
| Lenovo Storage DX8200D ServerSAN Mid, 16TB, 4yr SW S&S | 5135P3x# |
| Lenovo Storage DX8200D ServerSAN Mid, 16TB, 5yr SW S&S | 51355Wx# |
| Lenovo Storage DX8200D ServerSAN High, 32TB, 3yr SW S&S | 5135G3x# |

| Description | Part number |
|---|-------------|
| Lenovo Storage DX8200D ServerSAN High, 32TB, 4yr SW S&S | 5135Q3x# |
| Lenovo Storage DX8200D ServerSAN High, 32TB, 5yr SW S&S | 51356Wx# |
| Lenovo Storage DX8200N with 1x N2226 HBA (Requires a supported external drive enclosure) | 5128C1x# |
| Lenovo Storage DX8200N with 2x N2226 HBAs (Requires a supported external drive enclosure) | 5128C2x# |
| Lenovo Storage DX8200C Series (S3 cloud storage) | |
| Lenovo Storage DX8200C 56TB (14x 4TB HDDs) with Cloudian HyperStore - 3yr HW/SW S&S | 5120D1x# |
| Lenovo Storage DX8200C 84TB (14x 6TB HDDs) with Cloudian HyperStore - 3yr HW/SW S&S | 5120D2x# |
| Lenovo Storage DX8200C 112TB (14x 8TB HDDs) with Cloudian HyperStore - 3yr HW/SW S&S | 5120D3x# |
| Lenovo Storage DX8200C 140TB (14x 10TB HDDs) with Cloudian HyperStore - 3yr HW/SW S&S | 5120D4x# |
| Lenovo Storage DX8200C 168TB (14x 12TB HDDs) with Cloudian HyperStore - 3yr HW/SW S&S | 5120D5x# |

* Available worldwide (except China and Japan).

^ Available only in China.

** Available only in Japan.

† Available worldwide except Latin America.

‡ Available only in Latin America.

x represents a geo-specific letter (for example: U = North America, G = EMEA). Ask a Lenovo representative for specifics.

For more information, see the list of Product Guides in the following categories:

- Lenovo DS Series and V Series storage:
<http://lenovopress.com/storage/san/lenovo#rt=product-guide>
- IBM Storwize for Lenovo storage:
<http://lenovopress.com/storage/san/ibm#rt=product-guide>
- Lenovo Cloud storage:
<http://lenovopress.com/storage/cloud#rt=product-guide>
- Lenovo NAS storage:
<http://lenovopress.com/storage/nas#rt=product-guide>

Ethernet LAN switches

The following table lists the Ethernet LAN switches that are offered by Lenovo that can be used with the SR570 server in IT solutions.

Table 40. Ethernet LAN switches

| Description | Part number |
|---|-------------|
| 1 Gb Ethernet switches | |
| Juniper EX2300-C PoE Switch | 7165H1X |
| Juniper EX2300-24p PoE Switch | 7165H2X |
| Lenovo RackSwitch G7028 (Rear to Front) | 7159BAX |
| Lenovo RackSwitch G7052 (Rear to Front) | 7159CAX |
| Lenovo RackSwitch G8052 (Rear to Front) | 7159G52 |
| 10 Gb Ethernet switches | |
| Lenovo ThinkSystem NE1032 RackSwitch (Rear to Front) | 7159A1X |
| Lenovo ThinkSystem NE1032T RackSwitch (Rear to Front) | 7159B1X |
| Lenovo ThinkSystem NE1072T RackSwitch (Rear to Front) | 7159C1X |
| Lenovo RackSwitch G8124E (Rear to Front) | 7159BR6 |
| Lenovo RackSwitch G8264 (Rear to Front) | 7159G64 |
| Lenovo RackSwitch G8264CS (Rear to Front) | 7159DRX |
| Lenovo RackSwitch G8272 (Rear to Front) | 7159CRW |
| Lenovo RackSwitch G8296 (Rear to Front) | 7159GR6 |
| 25 Gb Ethernet switches | |
| Lenovo ThinkSystem NE2572 RackSwitch (Rear to Front) | 7159E1X |
| 40 Gb Ethernet switches | |
| Lenovo RackSwitch G8332 (Rear to Front) | 7159BRX |
| 100 Gb Ethernet switches | |
| Lenovo ThinkSystem NE10032 RackSwitch (Rear to Front) | 7159D1X |

For more information, see the list of Product Guides in the Top-of-rack Switches category:
<http://lenovopress.com/servers/options/switches#rt=product-guide>

Fibre Channel SAN switches

The following table lists currently available Fibre Channel SAN switches that are offered by Lenovo that can be used with the SR570 in IT solutions.

Table 41. Fibre Channel SAN switches

| Description | Part number |
|--|-------------|
| 8 Gb FC | |
| Lenovo B300, 8 ports activated, 8x 8Gb SWL SFPs, 1 PS, Rail Kit | 3873AR3 |
| Lenovo B6505, 12 ports activated, 12x 8Gb SWL SFPs, 1 PS, Rail Kit | 3873AR4 |
| Lenovo B6510, 24 ports activated, 24x 8Gb SWL SFPs, 2 PS, Rail Kit | 3873BR2 |
| 16 Gb FC | |
| Lenovo ThinkSystem DB610S, 8 ports activated, 8x 16Gb SWL SFPs, 1 PS, Rail Kit | 6559D2Y |
| Lenovo ThinkSystem DB610S, 24 ports activated, 24x 16Gb SWL SFP, Enterprise SW, 1 PS, Rail Kit | 6559D1Y |
| Lenovo B6505, 12 ports activated w/ 16Gb SWL SFPs, 1 PS, Rail Kit | 3873AR5 |
| Lenovo B6510, 24 ports activated w/ 16Gb SWL SFPs, 2 PS, Rail Kit | 3873BR3 |
| 32 Gb FC | |
| Lenovo ThinkSystem DB610S, 8 ports activated, 1 PS, Rail Kit | 6559D3Y |
| Lenovo ThinkSystem DB620S, 24 Ports Activated, 24x 32Gb SWL SFPs, 2 PS, Rail Kit | 6415G11 |
| Lenovo ThinkSystem DB620S, 48 Ports Activated, 48x 32Gb SWL SFPs, 2 PS, Rail Kit | 6415G2A |
| Lenovo ThinkSystem DB400D 32Gb FC Director, up to 192 ports, 8U, Enterprise SW | 6684B2A |
| Lenovo ThinkSystem DB800D 32Gb FC Director, up to 384 ports, 14U, Enterprise SW | 6682B1A |

For more information, see the list of Product Guides in the Rack SAN Switches category:
<http://lenovopress.com/storage/switches/rack#rt=product-guide>

Rack cabinets

The following table lists the rack cabinets that are offered by Lenovo that can be used with the SR570 server in IT solutions.

Table 42. Rack cabinets

| Description | Part number |
|---|-------------|
| 25U S2 Standard Rack (1000 mm deep; 2 sidewall compartments) | 93072RX |
| 25U Static S2 Standard Rack (1000 mm deep; 2 sidewall compartments) | 93072PX |
| 42U S2 Standard Rack (1000 mm deep; 6 sidewall compartments) | 93074RX |
| 42U 1100mm Enterprise V2 Dynamic Rack (6 sidewall compartments) | 93634PX |
| 42U 1100mm Enterprise V2 Dynamic Expansion Rack (6 sidewall compartments) | 93634EX |
| 42U 1200mm Deep Dynamic Rack (6 sidewall compartments) | 93604PX |
| 42U 1200mm Deep Static Rack (6 sidewall compartments) | 93614PX |
| 42U Enterprise Rack (1105 mm deep; 4 sidewall compartments) | 93084PX |
| 42U Enterprise Expansion Rack (1105 mm deep; 4 sidewall compartments) | 93084EX |

For more information, see the list of Product Guides in the Rack cabinets category:
<http://lenovopress.com/servers/options/racks#rt=product-guide>

KVM switches and consoles

The following table lists the KVM switches and consoles that are offered by Lenovo that can be used with the SR570 server in IT solutions.

Table 43. KVM switch and console options

| Description | Part number |
|--|-------------|
| Consoles | |
| 1U 18.5" Standard Console (without keyboard) | 17238BX |
| Console keyboards | |
| ThinkSystem Keyboard w/ Int. Pointing Device USB - Arabic 253 RoHS v2 | 7ZB7A05469 |
| ThinkSystem Keyboard w/ Int. Pointing Device USB - Belg/UK 120 RoHS v2 | 7ZB7A05468 |
| ThinkSystem Keyboard w/ Int. Pointing Device USB - Czech 489 RoHS v2 | 7ZB7A05206 |
| ThinkSystem Keyboard w/ Int. Pointing Device USB - Danish 159 RoHS v2 | 7ZB7A05207 |
| ThinkSystem Keyboard w/ Int. Pointing Device USB - Dutch 143 RoHS v2 | 7ZB7A05208 |
| ThinkSystem Keyboard w/ Int. Pointing Device USB - Fr/Canada 445 RoHS v2 | 7ZB7A05210 |
| ThinkSystem Keyboard w/ Int. Pointing Device USB - French 189 RoHS v2 | 7ZB7A05209 |
| ThinkSystem Keyboard w/ Int. Pointing Device USB - German 129 RoHS v2 | 7ZB7A05211 |
| ThinkSystem Keyboard w/ Int. Pointing Device USB - Greek 219 RoHS v2 | 7ZB7A05212 |
| ThinkSystem Keyboard w/ Int. Pointing Device USB - Hebrew 212 RoHS v2 | 7ZB7A05213 |
| ThinkSystem Keyboard w/ Int. Pointing Device USB - Hungarian 208 RoHS v2 | 7ZB7A05214 |
| ThinkSystem Keyboard w/ Int. Pointing Device USB - Italian 141 RoHS v2 | 7ZB7A05215 |
| ThinkSystem Keyboard w/ Int. Pointing Device USB - Japanese 194 RoHS v2 | 7ZB7A05216 |

| Description | Part number |
|--|-------------|
| ThinkSystem Keyboard w/ Int. Pointing Device USB - Korean 413 RoHS v2 | 7ZB7A05217 |
| ThinkSystem Keyboard w/ Int. Pointing Device USB - LA Span 171 RoHS v2 | 7ZB7A05218 |
| ThinkSystem Keyboard w/ Int. Pointing Device USB - Norwegian 155 RoHS v2 | 7ZB7A05219 |
| ThinkSystem Keyboard w/ Int. Pointing Device USB - Polish 214 RoHS v2 | 7ZB7A05220 |
| ThinkSystem Keyboard w/ Int. Pointing Device USB - Portugese 163 RoHS v2 | 7ZB7A05221 |
| ThinkSystem Keyboard w/ Int. Pointing Device USB - Russian 441 RoHS v2 | 7ZB7A05222 |
| ThinkSystem Keyboard w/ Int. Pointing Device USB - Slovak 245 RoHS v2 | 7ZB7A05223 |
| ThinkSystem Keyboard w/ Int. Pointing Device USB - Slovenian 234 RoHS v2 | 7ZB7A05231 |
| ThinkSystem Keyboard w/ Int. Pointing Device USB - Spanish 172 RoHS v2 | 7ZB7A05224 |
| ThinkSystem Keyboard w/ Int. Pointing Device USB - Swed/Finn 153 RoHS v2 | 7ZB7A05225 |
| ThinkSystem Keyboard w/ Int. Pointing Device USB - Swiss F/G 150 RoHS v2 | 7ZB7A05226 |
| ThinkSystem Keyboard w/ Int. Pointing Device USB - Thai 191 RoHS v2 | 7ZB7A05227 |
| ThinkSystem Keyboard w/ Int. Pointing Device USB - Trad Chinese/US 467 RoHS v2 | 7ZB7A05467 |
| ThinkSystem Keyboard w/ Int. Pointing Device USB - Turkish 179 RoHS v2 | 7ZB7A05228 |
| ThinkSystem Keyboard w/ Int. Pointing Device USB - UK Eng 166 RoHS v2 | 7ZB7A05229 |
| ThinkSystem Keyboard w/ Int. Pointing Device USB - US Eng 103P RoHS v2 | 7ZB7A05470 |
| ThinkSystem Keyboard w/ Int. Pointing Device USB - US Euro 103P RoHS v2 | 7ZB7A05230 |
| Console switches | |
| Global 4x2x32 Console Manager (GCM32) | 1754D2X |
| Global 2x2x16 Console Manager (GCM16) | 1754D1X |
| Local 2x16 Console Manager (LCM16) | 1754A2X |
| Local 1x8 Console Manager (LCM8) | 1754A1X |
| Console cables | |
| Single Cable USB Conversion Option (UCO) | 43V6147 |
| USB Conversion Option (4 Pack UCO) | 39M2895 |
| Virtual Media Conversion Option Gen2 (VCO2) | 46M5383 |
| Serial Conversion Option (SCO) | 46M5382 |

For more information, see the list of Product Guides in the KVM Switches and Consoles category:
<http://lenovopress.com/servers/options/kvm#rt=product-guide>

Power distribution units

The following table lists the power distribution units (PDUs) that are offered by Lenovo that can be used with the SR570 server in IT solutions.

Table 44. Power distribution units

| Description | Part number |
|--|-------------|
| 0U Basic PDUs | |
| 0U 36 C13/6 C19 24A/200-240V 1 Phase PDU with NEMA L6-30P line cord | 00YJ776 |
| 0U 36 C13/6 C19 32A/200-240V 1 Phase PDU with IEC60309 332P6 line cord | 00YJ777 |

| Description | Part number |
|---|-------------|
| 0U 21 C13/12 C19 32A/200-240V/346-415V 3 Phase PDU with IEC60309 532P6 line cord | 00YJ778 |
| 0U 21 C13/12 C19 48A/200-240V 3 Phase PDU with IEC60309 460P9 line cord | 00YJ779 |
| Switched and Monitored PDUs | |
| 0U 20 C13/4 C19 Switched and Monitored 24A/200-240V/1Ph PDU w/ NEMA L6-30P line cord | 00YJ781 |
| 0U 20 C13/4 C19 Switched and Monitored 32A/200-240V/1Ph PDU w/ IEC60309 332P6 line cord | 00YJ780 |
| 0U 18 C13/6 C19 Switched / Monitored 32A/200-240V/346-415V/3Ph PDU w/ IEC60309 532P6 cord | 00YJ782 |
| 0U 12 C13/12 C19 Switched and Monitored 48A/200-240V/3Ph PDU w/ IEC60309 460P9 line cord | 00YJ783 |
| 1U 9 C19/3 C13 Switched and Monitored DPI PDU (without line cord) | 46M4002 |
| 1U 9 C19/3 C13 Switched and Monitored 60A 3Ph PDU with IEC 309 3P+Gnd cord | 46M4003 |
| 1U 12 C13 Switched and Monitored DPI PDU (without line cord) | 46M4004 |
| 1U 12 C13 Switched and Monitored 60A 3 Phase PDU with IEC 309 3P+Gnd line cord | 46M4005 |
| Ultra Density Enterprise PDUs (9x IEC 320 C13 + 3x IEC 320 C19 outlets) | |
| Ultra Density Enterprise C19/C13 PDU Module (without line cord) | 71762NX |
| Ultra Density Enterprise C19/C13 PDU 60A/208V/3ph with IEC 309 3P+Gnd line cord | 71763NU |
| C13 Enterprise PDUs (12x IEC 320 C13 outlets) | |
| DPI C13 Enterprise PDU+ (without line cord) | 39M2816 |
| DPI Single Phase C13 Enterprise PDU (without line cord) | 39Y8941 |
| C19 Enterprise PDUs (6x IEC 320 C19 outlets) | |
| DPI Single Phase C19 Enterprise PDU (without line cord) | 39Y8948 |
| DPI 60A 3 Phase C19 Enterprise PDU with IEC 309 3P+G (208 V) fixed line cord | 39Y8923 |
| Front-end PDUs (3x IEC 320 C19 outlets) | |
| DPI 30amp/125V Front-end PDU with NEMA L5-30P line cord | 39Y8938 |
| DPI 30amp/250V Front-end PDU with NEMA L6-30P line cord | 39Y8939 |
| DPI 32amp/250V Front-end PDU with IEC 309 2P+Gnd line cord | 39Y8934 |
| DPI 60amp/250V Front-end PDU with IEC 309 2P+Gnd line cord | 39Y8940 |
| DPI 63amp/250V Front-end PDU with IEC 309 2P+Gnd line cord | 39Y8935 |
| Universal PDUs (7x IEC 320 C13 outlets) | |
| DPI Universal 7 C13 PDU (with 2 m IEC 320-C19 to C20 rack power cord) | 00YE443 |
| NEMA PDUs (6x NEMA 5-15R outlets) | |
| DPI 100-127V PDU with fixed NEMA L5-15P line cord | 39Y8905 |
| Line cords for PDUs that ship without a line cord | |
| DPI 30a Line Cord (NEMA L6-30P) | 40K9614 |
| DPI 32a Line Cord (IEC 309 P+N+G) | 40K9612 |
| DPI 32a Line Cord (IEC 309 3P+N+G) | 40K9611 |
| DPI 60a Cord (IEC 309 2P+G) | 40K9615 |
| DPI 63a Cord (IEC 309 P+N+G) | 40K9613 |
| DPI Australian/NZ 3112 Line Cord (32A) | 40K9617 |
| DPI Korean 8305 Line Cord (30A) | 40K9618 |

For more information, see the list of Product Guides in the Power infrastructure category:
<http://lenovopress.com/servers/options/pdu#rt=product-guide>

Uninterruptible power supply units

The following table list the uninterruptible power supply (UPS) units that are currently offered by Lenovo that can be used with the SR570 in IT solutions.

Table 45. Uninterruptible power supply units

| Description | Part number |
|---|-------------|
| RT1.5kVA 2U Rack or Tower UPS (100-125VAC) (8x NEMA5-15R 12A outlets) | 55941AX |
| RT1.5kVA 2U Rack or Tower UPS (200-240VAC) (8x IEC 320 C13 10A outlets) | 55941KX |
| RT2.2kVA 2U Rack or Tower UPS (100-125VAC) (8x NEMA 5-20R 16A outlets) | 55942AX |
| RT2.2kVA 2U Rack or Tower UPS (200-240VAC) (8x IEC 320 C13 10A, 1x IEC 320 C19 16A outlets) | 55942KX |
| RT3kVA 2U Rack or Tower UPS (100-125VAC) (6x NEMA5-20R 16A, 1x NEMA L5-30R 24A outlets) | 55943AX |
| RT3kVA 2U Rack or Tower UPS (200-240VAC) (8x IEC 320 C13 10A, 1x IEC 320 C19 16A outlets) | 55943KX |
| RT5kVA 3U Rack or Tower UPS (200-240VAC) (8x IEC 320 C13 10A, 2x IEC 320 C19 16A outlets) | 55945KX |
| RT6kVA 3U Rack or Tower UPS (200-240VAC) (8x IEC 320 C13 10A, 2x IEC 320 C19 16A outlets) | 55946KX |
| RT8kVA 6U Rack or Tower UPS (200-240VAC) (4x IEC 320-C19 16A outlets) | 55948KX |
| RT11kVA 6U Rack or Tower UPS (200-240VAC) (4x IEC 320-C19 16A outlets) | 55949KX |
| RT8kVA 6U 3:1 Phase Rack or Tower UPS (380-415VAC) (4x IEC 320-C19 16A outlets) | 55948PX |
| RT11kVA 6U 3:1 Phase Rack or Tower UPS (380-415VAC) (4x IEC 320-C19 16A outlets) | 55949PX |

For more information, see the list of Product Guides in the Uninterruptible Power Supply Units category: <http://lenovopress.com/servers/options/ups#rt=product-guide>

Lenovo Financial Services

Lenovo Financial Services reinforces Lenovo's commitment to deliver pioneering products and services that are recognized for their quality, excellence, and trustworthiness. Lenovo Financial Services offers financing solutions and services that complement your technology solution anywhere in the world.

We are dedicated to delivering a positive finance experience for customers like you who want to maximize your purchase power by obtaining the technology you need today, protect against technology obsolescence, and preserve your capital for other uses.

We work with businesses, non-profit organizations, governments and educational institutions to finance their entire technology solution. We focus on making it easy to do business with us. Our highly experienced team of finance professionals operates in a work culture that emphasizes the importance of providing outstanding customer service. Our systems, processes and flexible policies support our goal of providing customers with a positive experience.

We finance your entire solution. Unlike others, we allow you to bundle everything you need from hardware and software to service contracts, installation costs, training fees, and sales tax. If you decide weeks or months later to add to your solution, we can consolidate everything into a single invoice.

Our Premier Client services provide large accounts with special handling services to ensure these complex transactions are serviced properly. As a premier client, you have a dedicated finance specialist who manages your account through its life, from first invoice through asset return or purchase. This specialist develops an in-depth understanding of your invoice and payment requirements. For you, this dedication provides a high-quality, easy, and positive financing experience.

For your region specific offers please ask your Lenovo sales representative or your technology provider about the use of Lenovo Financial Services. For more information, see the following Lenovo website: <http://www.lenovofs.com>

Related publications and links

For more information, see these resources:

- Lenovo ThinkSystem Servers product page
<https://www3.lenovo.com/us/en/p/thinksystem-servers>
- Lenovo Enterprise Solutions Configurator (LESC):
<http://lesc.lenovo.com>
- *PSREF: Product Specifications Reference*
<http://psref.lenovo.com>
- Lenovo Data Center Support
<http://datacentersupport.lenovo.com>

Related product families

Product families related to this document are the following:

- [2-Socket Rack Servers](#)

Notices

Lenovo may not offer the products, services, or features discussed in this document in all countries. Consult your local Lenovo representative for information on the products and services currently available in your area. Any reference to a Lenovo product, program, or service is not intended to state or imply that only that Lenovo product, program, or service may be used. Any functionally equivalent product, program, or service that does not infringe any Lenovo intellectual property right may be used instead. However, it is the user's responsibility to evaluate and verify the operation of any other product, program, or service. Lenovo may have patents or pending patent applications covering subject matter described in this document. The furnishing of this document does not give you any license to these patents. You can send license inquiries, in writing, to:

Lenovo (United States), Inc.
1009 Think Place - Building One
Morrisville, NC 27560
U.S.A.
Attention: Lenovo Director of Licensing

LENOVO PROVIDES THIS PUBLICATION "AS IS" WITHOUT WARRANTY OF ANY KIND, EITHER EXPRESS OR IMPLIED, INCLUDING, BUT NOT LIMITED TO, THE IMPLIED WARRANTIES OF NON-INFRINGEMENT, MERCHANTABILITY OR FITNESS FOR A PARTICULAR PURPOSE. Some jurisdictions do not allow disclaimer of express or implied warranties in certain transactions, therefore, this statement may not apply to you.

This information could include technical inaccuracies or typographical errors. Changes are periodically made to the information herein; these changes will be incorporated in new editions of the publication. Lenovo may make improvements and/or changes in the product(s) and/or the program(s) described in this publication at any time without notice.

The products described in this document are not intended for use in implantation or other life support applications where malfunction may result in injury or death to persons. The information contained in this document does not affect or change Lenovo product specifications or warranties. Nothing in this document shall operate as an express or implied license or indemnity under the intellectual property rights of Lenovo or third parties. All information contained in this document was obtained in specific environments and is presented as an illustration. The result obtained in other operating environments may vary. Lenovo may use or distribute any of the information you supply in any way it believes appropriate without incurring any obligation to you.

Any references in this publication to non-Lenovo Web sites are provided for convenience only and do not in any manner serve as an endorsement of those Web sites. The materials at those Web sites are not part of the materials for this Lenovo product, and use of those Web sites is at your own risk. Any performance data contained herein was determined in a controlled environment. Therefore, the result obtained in other operating environments may vary significantly. Some measurements may have been made on development-level systems and there is no guarantee that these measurements will be the same on generally available systems. Furthermore, some measurements may have been estimated through extrapolation. Actual results may vary. Users of this document should verify the applicable data for their specific environment.

© Copyright Lenovo 2017. All rights reserved.

This document, LP0641, was created or updated on November 30, 2017.

Send us your comments in one of the following ways:

- Use the online Contact us review form found at:
<http://lenovopress.com/LP0641>
- Send your comments in an e-mail to:
comments@lenovopress.com

This document is available online at <http://lenovopress.com/LP0641>.

Trademarks

Lenovo, the Lenovo logo, and For Those Who Do are trademarks or registered trademarks of Lenovo in the United States, other countries, or both. A current list of Lenovo trademarks is available on the Web at <http://www3.lenovo.com/us/en/legal/copytrade/>.

The following terms are trademarks of Lenovo in the United States, other countries, or both:

AnyBay
Bootable Media Creator
Flex System
Lenovo Services
Lenovo XClarity
Lenovo®
RackSwitch
System x®
ThinkSystem
TopSeller
TruDDR4
UpdateXpress System Packs

The following terms are trademarks of other companies:

Intel and Xeon are trademarks or registered trademarks of Intel Corporation or its subsidiaries in the United States and other countries.

Linux® is a trademark of Linus Torvalds in the United States, other countries, or both.

Hyper-V®, Microsoft®, PowerShell, Windows PowerShell®, Windows Server®, and Windows® are trademarks of Microsoft Corporation in the United States, other countries, or both.

Other company, product, or service names may be trademarks or service marks of others.