


PRIMERGY RX2530 M4 1U Rack Server



4x 3.5"



4x 2.5" /
8x2,5"



10x 2.5"



Chapter	Folder	Content
	Cover	List of content, Instructions for usage of this configurator, abbreviations
	Description	System Description for easier understanding
1	Base	describes base unit of RX2530 M4
2		describes rack mount kits and services
3	CPU	Order code and Infos of E5-26xxv5 series processors
4	RAM	DDR4 System memory (RAM) and memory modes
5	GFX	Graphics-, Grid-cards, GPU and Xeon Co processors and other graphics options
6	HD cage	n.a. - not required for PRIMERGY RX2530
7	RAID	SAS / RAID Controller and components
8	ODD	optical disk drives (DVD, DVD-rw, Blu ray)
9	Backup	LTO drives & RDX drive
10	HD SSD	Storage drives - PCIe SSD - SAS/SATA SSD & HDD
11	LAN_FC_IB	LAN Components
12		Fibre Channel Controller
13		Infiniband Controller
14	PSU	Power supply units, power cables, country specific opt.
15	USB devices	Keyboards, Mice, USB devices
16	others	System Management, ATD, RS232 port, TPM module
	LLC	Long life cycle components

Instructions

This document contains basic product and configuration information supporting you in more complicated configurations.

In any case we recommend to use the PC-/SystemArchitect to make sure, that you configure a valid system.

This System configurator is divided into several chapters. They are identical to the current price list and PC-/SystemArchitect.

Please follow this document step by step from the top to the bottom.

Chapter xx - description of chapter

Text fields with grey color offer extra information for related topics (e.g prerequisites, technical back ground, configuration rules, limitations, ...)

S26361-F4610-E2
S26361-F4610-L3
PLAN 2x1Gb Ethern. Controller
i350-T2 chip (based on Intel Powerville) offers 2x1Gb RJ45 connectors
PCIe Gen2 x4 full height card
max. 6x per system

<-- order code E-part (bold) --

<-- order code L-part (bold)

<-- "name" of this part

<--description of this part, in same cases as well description of content

<--requires a free PCIe slot --> means total amount of PCIe slots reduced

<--indicates how often this part can be configured in the related Server

For further information see:

Link to datasheet:

http:// xxx

http://ts.fujitsu.com/products/standard_servers/index.html

(internet)

https://partners.ts.fujitsu.com/com/order-supply/configurators/primergy_config/Pages/default.aspx

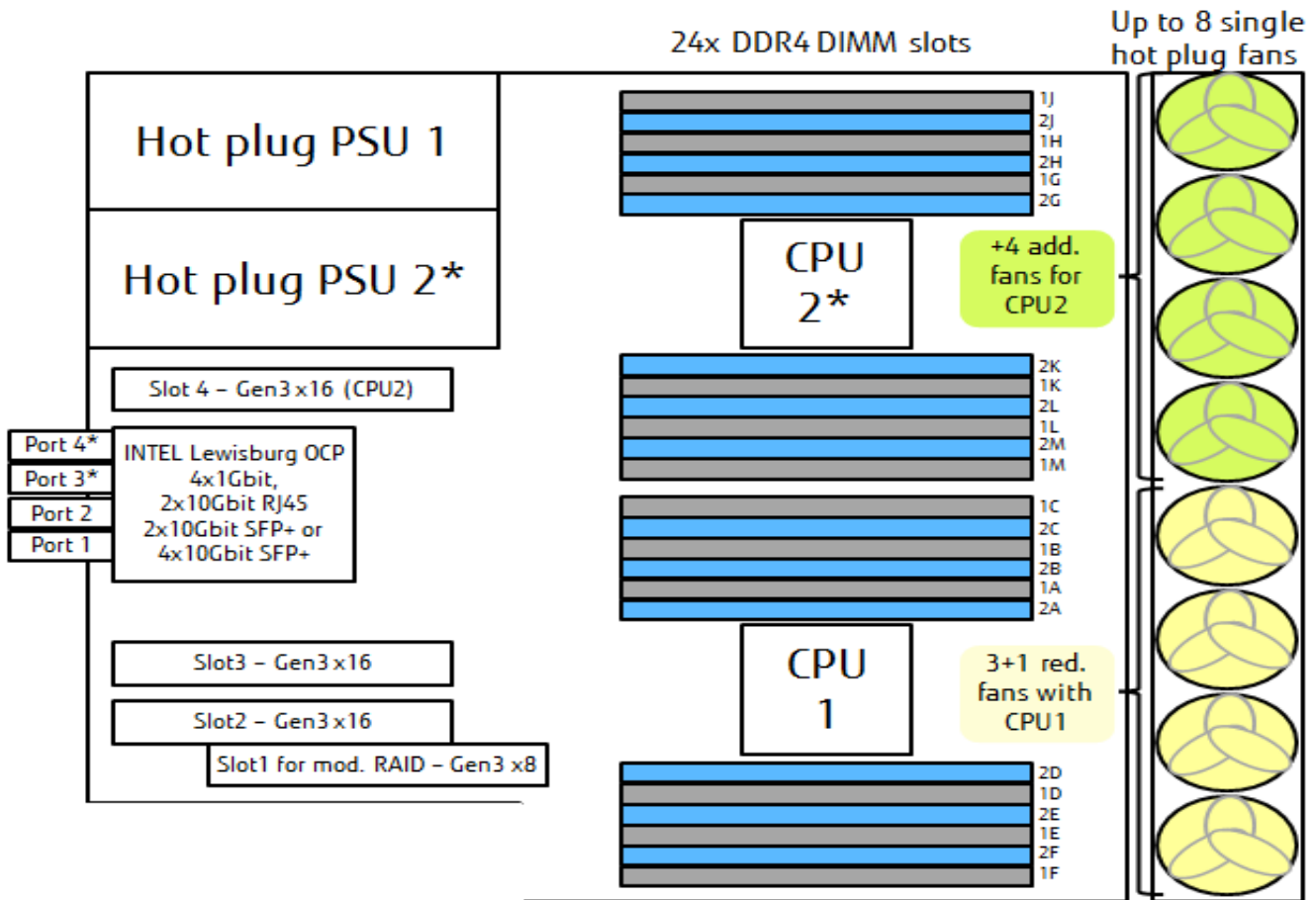
(extranet)

Fujitsu is providing the content of this document with very high accuracy. In case you identify a mistake, we would kindly encourage you to inform us. We kindly ask for understanding, that errors still may occur and that Fujitsu may change this document without notice

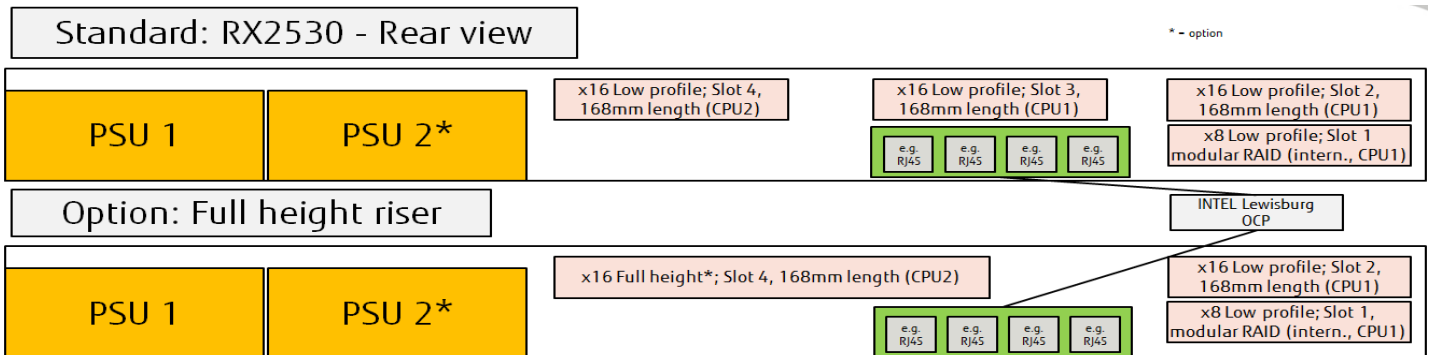
Abbreviations

SAS	Drives, RAID	Serial attached SCSI Device (HDD, SSD, LTO drives); SAS2.0 = 6GBit/s; SAS3.0 = 12GBit/s
SATA	Drives, RAID	Serial ATA (HDD, SSD) current SATA speed = 6GBit/s
HDD	Drives	Hard disk drive (Non volatile storage device), 2.5" (SFF) or 3.5" (LFF)
SSD	Drives	Solid state disk (Non volatile storage device), 2.5" (SFF)
SFF	Drives	small form factor (=2.5")
LFF	Drives	large form factor (=3.5")
CPU	Processor	central processing unit ("processor")
RAID	Drives, RAID	RAID 0 = max speed, RAID 1 = mirroring, RAID 5 = 1 out of x drives is spare
Spaces	OS	Microsoft spaces, optimized in Win2012 R2 offers software RAID and storage tiering
vSAN	OS	
storage tiering	RAID	offers optimized storage allocation (fast area for "hot data"; slower area for "cold data")
hot data	Drives	Data which are currently being processed
cold data	Drives	Data which are currently not processed (only stored)
ODD	Drives	optical disk drive (i.e. DVD-player, DVD-burner, Blu ray player, blu ray burner)
OS	operating system	OS=operating system - required for running, organize and administrating the server
E-Part	"Einbau-Part"	"e.g. S26361-F1234- <u>E</u> 240" ordercode with "E" means it is either integrated into to Server (CPU, Mem, ..) or integrated in the shipping box (Keyboard, Mouse, ..)
L-Part	"Lose Lieferung-Part"	"e.g. S26361-F1234- <u>L</u> 240" ordercode with "L" means, the part will be shipped with extra package, may be as well with extra shipment

PRIMERGY RX2530 M4 schematics of the System board and fans

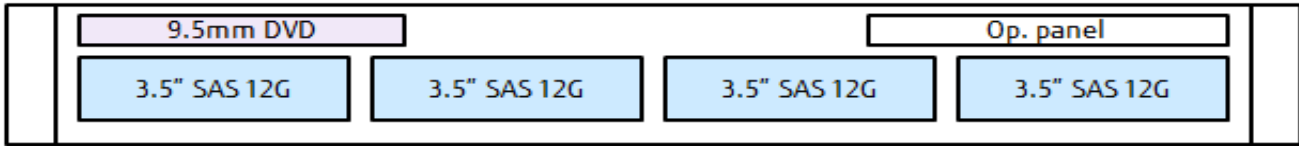


PRIMERGY RX2530 M4 rear view with PSU, PCIe slots and dynamic LoM

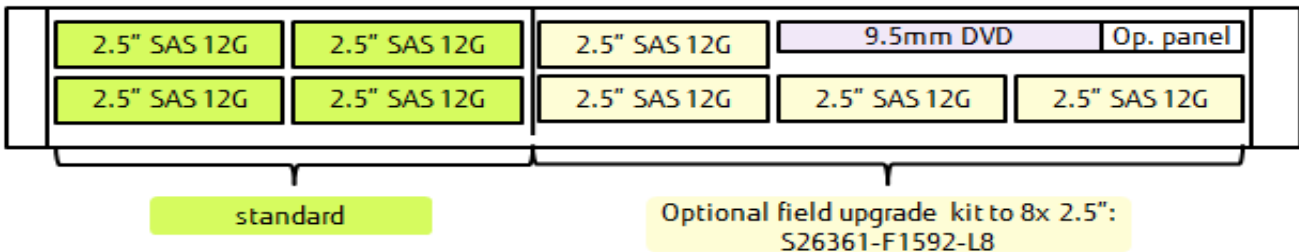


PRIMERGY RX2530 M4 front view with drives and operation panel

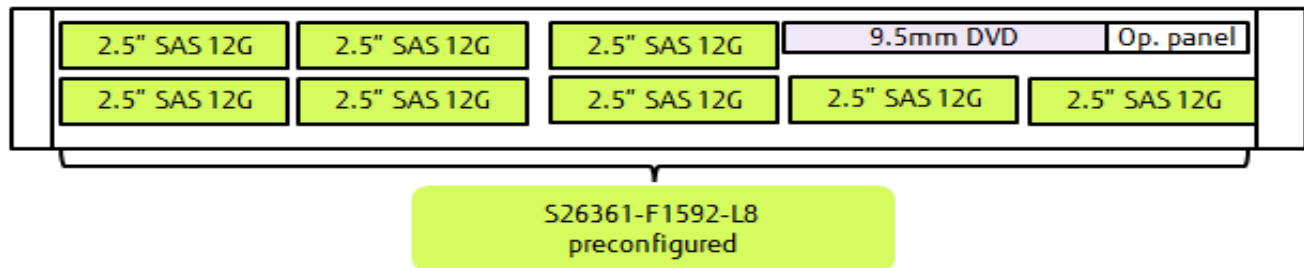
RX2530 4x3.5"- Front view



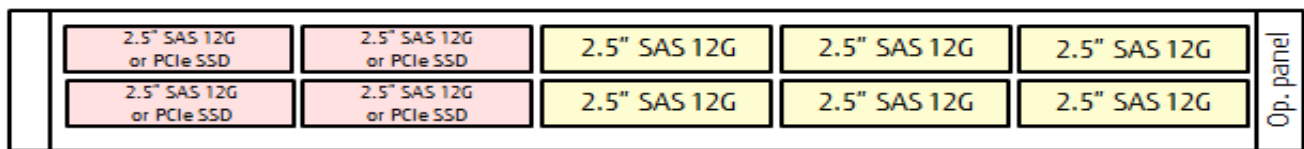
RX2530 4x2.5"- Front view



RX2530 8x2.5"- Front view



RX2530 10x2.5"- Front view



recommended components for RX2530 M4	#
Independant Mode installation	1x
PLAN EM 4x1Gb T interface card	1x
Region kit APAC/EMEA/India	1x
iRMC S5 advanced pack	1x
Modular PSU 450W platinum hot plug	2x

Chapter 1 - base unit

Start

Power supply units & cooling

The PRIMERGY RX2530 M4 offers bays for 1x or 2x direct attached hot plug (opt. redundant) power supply units of 450W, 800W and 1200W with up to 96% efficiency. The PRIMERGY RX2530 M4 comes equipped with ultimate performance processor heat pipes and 3+1 (1CPU) or 7+1 (2 CPU) high performance single hot plug fans (3+1 or 7+1 redundant).

Server Management

iRMC S5 (integrated Remote Management Controller) on-board with dedicated (or shared) 10/100/1000 Service LAN-port and integrated graphics controller. With the integrated onboard indicators and controls you can easily highlight failed components via LEDs. The LEDs can be displayed during service even without mains connection by simply pressing the "indicate CSS" button.

Platform

Fujitsu Systemboard D3383 "made in Germany" based on Chipset Intel® C624 (Lewisburg)

> 2 serial QPI links (Quick Path Interconnect)

> Up to two Intel® Xeon® Processor Scalable Family CPUs

Slots: per default, 4 PCIe slots are on Board - please see schematics in "description"

> 3 PCIe slots low profile, 167mm length @ first CPU:

Slot 1 **PCIe-Gen3 x8 (internal)** - only for modular RAID/SAS controller

Slot 2 **PCIe-Gen3 x16**

Slot 3 **PCIe-Gen3 x16**

> 1 PCIe slot low profile, 167mm length @ second CPU:

Slot 4 **PCIe-Gen3 x16**

PCIe controller population has to be according to internal or external connectivity requirements.

The system offers 1x internal PCIe slot for SAS / RAID controllers only 3x freely configurable PCIe slots for other PCIe controllers.

The required riser cards for the above configuration are part of the standard delivery.

Slot 4 can also be upgraded to PCIe Gen3 x16 full height, 167mm length (!Slot 3 and it's riser is not available in this case!)

Onboard RAID 0/1 6Gbit/s

available for up to 10x 2.5" SATA drives

System RAM up to DDR4-2666 MHz

3.072 GB memory with 24x DDR4 LRDIMMs (12 per CPU).

Memory speed depends on CPU and configuration, please see folder "CPU" and "RAM" for further details.

LAN

LAN on Motherboard with 2x1Gbit/s (RJ45) plus the high performance Chip Intel LBG4 with flexible LAN connections - options for 4x1Gbit/s (RJ45), 2x10Gbit/s (SFP+) and 4x10Gbit/s (SFP+) available.

Software

* ServerView Suite Software incl. ServerStart, ServerBooks, Management Software and Updates

Connectivity

Interfaces at rear side

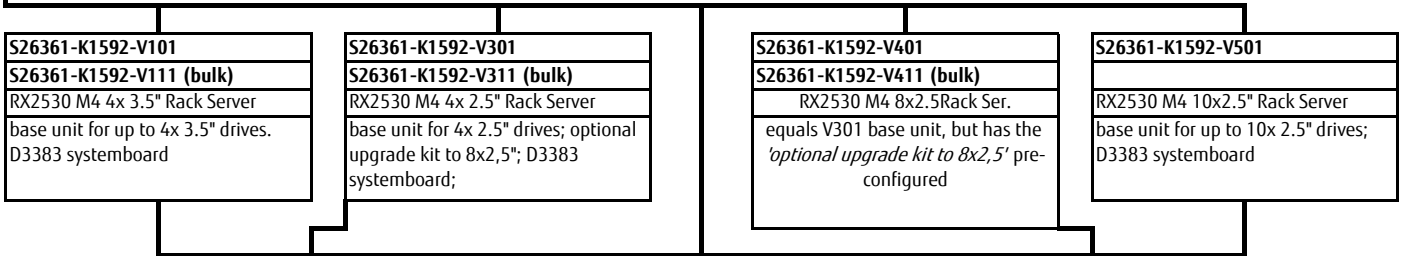
- 1 service LAN RJ45 (1 Gbit)
- 2x RJ45 with integrated LEDs for fixed onboard 1Gb LAN
- 1x VGA (15 pins)
- 2x USB 3.0 UHCI
- 1x serial 16550 interface
- Slot for interface cards from INTEL (OCP FF) /w up to 4 LAN ports driven by Lewisburg chip

Interfaces at front

for base units with up to 8 HDD: 2x USB 3.0 and front VGA option
for base units with 10HDD: 1x USB2.0 (on "ear"), no front VGA option

Interfaces internal

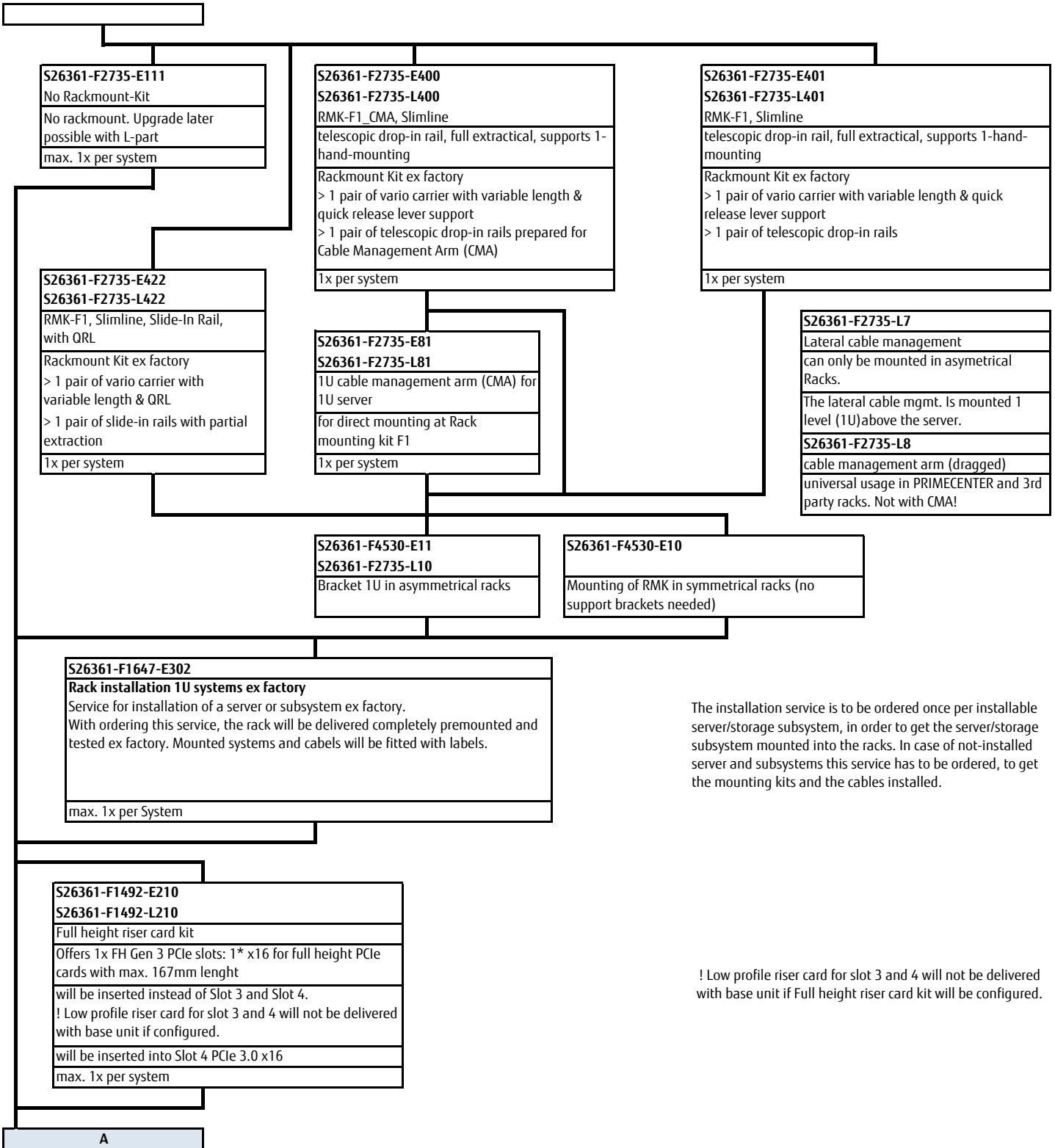
- 1x USB 3.0,
- **2x M.2**
- 2x 4* SATA 6G



Liquid Cooling: is possible to offer as special release only; configuration together with liquid cooling needs to be checked. Please issue release request with your desired configuration

PRIMECENTER Rack

Chapter 2 - Rack architecture



The installation service is to be ordered once per installable server/storage subsystem, in order to get the server/storage subsystem mounted into the racks. In case of not-installed server and subsystems this service has to be ordered, to get the mounting kits and the cables installed.

! Low profile riser card for slot 3 and 4 will not be delivered with base unit if Full height riser card kit will be configured.

Chapter 3 - CPU

B

There are 2 processor sockets available. Please configure 1 or 2 Processors.
 >> All processors have to be the same type.
 >> With **one** processor LOM, iRMC, 2x PCIe 2.5" device, 2x PCIe card slots and 12x DIMM slots are available
 >> With **two** processors all 24x DIMM slots, 4x PCIe card slots and 6x PCIe 2.5" device slots are available.
 >> To configure 2nd CPU an additional cooler kit is required.
 >> Empty CPU slot have to be filled up with a CPU Dummy!
 * HT = Hyper Threading

Xeon Bronze 3100 - Basic (Shelf 1)		
64-bit Intel Xeon processor supporting DDR4 @ 2133MHz & QPI Bus @ 9.6 GT/s		
Xeon Bronze 3104 6C nHT 1.7GHz 85W	S26361-F4051-E104	S26361-F4051-L104
Xeon Bronze 3106 8C nHT 1.7GHz 85W	S26361-F4051-E106	S26361-F4051-L106
Xeon Silver 4100 - Standard (Shelf 2)		
64-bit Intel Xeon processor supporting HT*, DDR4 @ 2400 MHz & QPI Bus 9.6 GT/s		
Xeon Silver 4108 8C 1.8GHz 85W	S26361-F4051-E108	S26361-F4051-L108
Xeon Silver 4110 8C 2.1GHz 85W	S26361-F4051-E110	S26361-F4051-L110
Xeon Silver 4114 10C 2.2GHz 85W	S26361-F4051-E114	S26361-F4051-L114
Xeon Silver 4116 12C 2.1GHz 85W	S26361-F4051-E116	S26361-F4051-L116
Xeon Silver 4100 - Frequency Optimized (Shelf 2)		
64-bit Intel Xeon processor supporting HT*, DDR4 @ 2400 MHz & QPI Bus @ 9.6 GT/s		
Xeon Silver 4112 4C 2.6GHz 85W	S26361-F4051-E212	S26361-F4051-L212
Xeon Gold 5100 - Advanced (Shelf 3)		
64-bit Intel Xeon processor supporting HT*, DDR4 @ 2400 MHz & QPI Bus @ 10.4 GT/s		
Xeon Gold 5115 10C 2.4GHz 85W	S26361-F4051-E115	S26361-F4051-L115
Xeon Gold 5118 12C 2.3GHz 105W	S26361-F4051-E118	S26361-F4051-L118
Xeon Gold 5120 14C 2.2GHz 105W	S26361-F4051-E120	S26361-F4051-L120
Xeon Gold 5100 - Frequency Optimized (Shelf 3)		
64-bit Intel Xeon processor supporting HT*, DDR4 @ 2666 MHz & QPI Bus @ 10.4 GT/s		
Xeon Gold 5122 4C 3.6GHz 105W	S26361-F4051-E222	S26361-F4051-L222
Xeon Gold 6100 - Advanced (Shelf 4)		
64-bit Intel Xeon processor supporting HT*, DDR4 @ 2666 MHz & QPI Bus @ 10.4 GT/s		
Xeon Gold 6130 16C 2.1GHz 125W	S26361-F4051-E130	S26361-F4051-L130
Xeon Gold 6140 18C 2.3GHz 140W	S26361-F4051-E140	S26361-F4051-L140
Xeon Gold 6138 20C 2.0GHz 125W	S26361-F4051-E138	S26361-F4051-L138
Xeon Gold 6148 20C 2.4GHz 150W	S26361-F4051-E148	S26361-F4051-L148
Xeon Gold 6152 22C2.1GHz 140W	S26361-F4051-E152	S26361-F4051-L152
Xeon Gold 6100 - Frequency Optimized (Shelf 4)		
64-bit Intel Xeon processor supporting HT*, DDR4 @ 2666 MHz & QPI Bus @ 10.4 GT/s		
Xeon Gold 6128 6C 3.4GHz 115W	S26361-F4051-E228	S26361-F4051-L228
Xeon Gold 6134 8C 3.2GHz 130W	S26361-F4051-E234	S26361-F4051-L234
Xeon Gold 6126 12C 2.6GHz 125W	S26361-F4051-E226	S26361-F4051-L226
Xeon Gold 6136 12C 3.0GHz 150W	S26361-F4051-E236	S26361-F4051-L236
Xeon Gold 6132 14C 2.6GHz 140W	S26361-F4051-E232	S26361-F4051-L232
Xeon Gold 6142 16C 2.6GHz 150W	S26361-F4051-E242	S26361-F4051-L242
Xeon Gold 6144 8C 3.5GHz 150W	S26361-F4051-E244	S26361-F4051-L244
Xeon Gold 6146 12C 3.2GHz 165W	S26361-F4051-E246	S26361-F4051-L246
Xeon Gold 6150 18C 2.7GHz 165W	S26361-F4051-E250	S26361-F4051-L250
Xeon Gold 6154 18C 3.0GHz 200W	S26361-F4051-E254	S26361-F4051-L254
Xeon Platinum 8100 Advanced (Shelf 4)		
64-bit Intel Xeon processor supporting HT*, DDR4 @ 2666 MHz & QPI Bus @ 10.4 GT/s		
Xeon Platinum 8153 16C 2.0GHz 125W	S26361-F4051-E153	S26361-F4051-L153
Xeon Platinum 8160 24C 2.1GHz 150W	S26361-F4051-E160	S26361-F4051-L160
Xeon Platinum 8164 26C 2.0GHz 150W	S26361-F4051-E164	S26361-F4051-L164
Xeon Platinum 8170 26C 2.1GHz 165W	S26361-F4051-E170	S26361-F4051-L170
Xeon Platinum 8176 28C 2.1GHz 165W	S26361-F4051-E176	S26361-F4051-L176
Xeon Platinum 8180 28C 2.5GHz 205W	S26361-F4051-E180	S26361-F4051-L180
Xeon Platinum 8100 - Frequency optimized		
64-bit Intel Xeon processor supporting HT*, DDR4 @ 2666 MHz & QPI Bus @ 10.4 GT/s		
Xeon Platinum 8168 24C 2.7GHz 205W	S26361-F4051-E268	S26361-F4051-L268
Xeon Gold 6100M - Advanced (Shelf 4; 1.5TB p. Socket)		
64-bit Intel Xeon processor supporting HT*, DDR4 @ 2666 MHz & QPI Bus @ 10.4 GT/s		
Xeon Gold 6134M 8C 3.2GHz 130W	S26361-F4051-E334	S26361-F4051-L334
Xeon Gold 6140M 18C 2.3GHz 140W	S26361-F4051-E340	S26361-F4051-L340
Xeon Gold 6142M 16C 2.6GHz 150W	S26361-F4051-E342	S26361-F4051-L342
Xeon Platinum 8100M - Advanced (1.5TB p. Socket)		
64-bit Intel Xeon processor supporting HT*, DDR4 @ 2666 MHz & QPI Bus @ 10.4 GT/s		
Xeon Platinum 8160M 24C 2.1GHz 150W	S26361-F4051-E360	S26361-F4051-L360
Xeon Platinum 8170M 26C 2.1GHz 165W	S26361-F4051-E370	S26361-F4051-L370
Xeon Platinum 8176M 28C 2.1GHz 165W	S26361-F4051-E376	S26361-F4051-L376
Xeon Platinum 8180M 28C 2.5GHz 205W	S26361-F4051-E380	S26361-F4051-L380

B1

B1

Xeon Silver 4100 - Embedded (Shelf 2)		
64-bit Intel Xeon processor supporting HT*, DDR4 @ 2400 MHz & QPI Bus @ 9.6 GT/s		
Xeon Silver 4114T 10C 2.2GHz 85W (only Special Release)	S26361-F4051-E414	S26361-F4051-L414
Xeon Gold 5100 - Embedded (Shelf 3)		
64-bit Intel Xeon processor supporting HT*, DDR4 @ 2400 MHz & QPI Bus @ 10.4 GT/s		
Xeon Gold 5119T 14C 1.9GHz 85W	S26361-F4051-E419	S26361-F4051-L419
Cooler Kit (see comment above; for upgrade please use according kit to the selected CPU)		
Cooling Kit 2nd CPU	S26361-F3849-E100	
Cooling kit up to 130W TDP; no ATD, 4x Single Rotor Fan		S26361-F4051-L830
Cooling kit up to 160W TDP; no ATD, 4x Dual Rotor Fan		S26361-F4051-L831
Cooling kit up to 205W TDP; ATD supported, 4x Dual Rotor Fan		S26361-F4051-L832

C

For configuring a 2nd CPU please order the required cooling kit with this order code

Chapter 4 - DDR4 System memory

C

Each CPU offers 12 Slots for DDR4 Memory Modules organised in 2 Banks and 6 Channels with 2 Memory Controllers (3 Channels each). If you need more than 12 Slots you have to configure the 2nd CPU.
Depending on the amount of memory configured you can decide between 4 basic modes of operation (see explanation below).

There are 3 different kinds of DDR4 Memory Modules available: RDIMM, RDIMM 3DS (also known as TSV) and LRDIMM
Mix of these different kind of memories is not allowed.

Supported memory capacities per CPU:
384 GB DDR4 RDIMM (12x 32GB 2Rx4)
1.536 GB DDR4 RDIMM 3DS (12x 128GB 8Rx4) - **Special CPU type with a "M" at the end is required while using 128GB modules!**

Supported memory capacities per System:
768GB using RDIMM
3.072GB using RDIMM 3DS technology with 128GB per module

The memory speed is independent from the configuration (1DPC or 2DPC) but restricted by the CPU SKU (max. 2.666 MT/s).
DDR4 memory is operated at 1.2V

S26361-F3694-E10	Independent Mode Installation
Independent Channel Mode allows all channels to be populated in any order. No specific Memory RAS features are defined	
Requires minimum 1 memory Module per CPU	
S26361-F3694-E1	Rank Sparing Mode Installation
BIOS Setup factory preinstalled to this mode. One Rank is spare of other ranks on the same channel. Spare Rank is not shown in System Memory. For effective capacity within a channel, please have a look below.	
Requires minimum 2x 1R/2R or 1x 4R/8R modules per CPU	
S26361-F3694-E2	Performance Mode Installation
BIOS Setup factory preinstalled for maximum Performance, six identical memory modules will be equipped in one memory bank to achieve highest memory performance. All six modules are active and full capacity can be used.	
Multiple of 6 identical modules to be configured per CPU	
S26361-F3694-E3	Mirrored Channel Mode Installation
BIOS preconfiguration for Mirror mode. Two or three identical memory modules are always equipped at one memory controller to use the mirrored channel mode. Half of the modules contain active data, the remaining modules contain mirrored data. See details below.	
Multiple of 6 identical modules to be configured per CPU	



Resulting memory capacity / Rank Sparing Mode, 1 Channel populated												
	RDIMM				RDIMM 3DS				LRDIMM			
	16GB	1R	16GB	2R	32GB	2R	64GB	4R	128GB	8R	64GB	4R
1DPC			8GB		16GB		32GB		64GB		48GB	
2DPC	16GB		24GB		48GB		96GB		192GB		112GB	



Apparently 3DS-DIMMs don't behave like 4Rx4 modules but as 2Rx4; same situation for 8Rx4 organized modules (=> 2Rx4). Result is, that in rank-sparing mode the memory loss is half of one module capacity. This is shown in table above.

DDR4 rg x8 2666			
8GB (1x8GB) 2Rx8 DDR4-2666 R ECC	S26361-F4026-E118	S26361-F4026-L118	only special release
16GB (1x16GB) 2Rx8 DDR4-2666 R ECC	S26361-F4026-E116	S26361-F4026-L116	only special release
DDR4 rg x4 2666			
8GB (1x8GB) 1Rx4 DDR4-2666 R ECC	S26361-F4026-E208	S26361-F4026-L208	
16GB (1x16GB) 2Rx4 DDR4-2666 R ECC	S26361-F4026-E226	S26361-F4026-L226	only special release
16GB (1x16GB) 1Rx4 DDR4-2666 R ECC	S26361-F4026-E216	S26361-F4026-L216	
32GB (1x32GB) 2Rx4 DDR4-2666 R ECC	S26361-F4026-E232	S26361-F4026-L232	
DDR4 rg 2666 3DS			
64GB (1x64GB) 4Rx4 DDR4-2666 3DS ECC	S26361-F4026-E364	S26361-F4026-L364	
128GB (1x128GB) 8Rx4 DDR4-2666 3DS ECC**	S26361-F4026-E328	S26361-F4026-L328	
DDR4 lr 2666			
64GB (1x64GB) 4Rx4 DDR4-2666 LR ECC	S26361-F4026-E464	S26361-F4026-L464	
NVDIMM 2666 (will be launched in 2018; not POR for first release)			
128GB (1x128GB) DDR4-2666 NV ECC	TBD	TBD	
256GB (1x256GB) DDR4-2666 NV ECC	TBD	TBD	
512GB (1x512GB) DDR4-2666 NV ECC	TBD	TBD	

D

Detailed information

Mode	Configuration	RDIMM	RDIMM LRDIMM	Use case, advantage
		x8	x4	
SDDC (chipkill) support	any	no	yes	supports detecting multi-bit errors
Independent channel mode	1 or 2 Modules per Bank	yes	yes	offers max. flexibility, upgradeability, capacity
Mirrored channel mode *)	6 identical Modules / Bank	no	yes	offers maximum security
Performance mode	6 identical Modules / Bank	yes	yes	offers maximum performance and capacity
Rank sparing mode *)	min. 2 Ranks / Channel	no	yes	balances performance and capacity

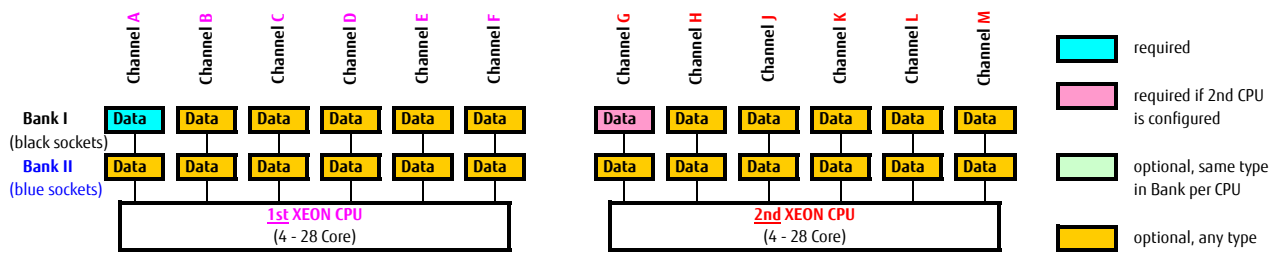
*) For the delivery ex factory the system will be prepared with dedicated BIOS setting.

Capacity	Configuration	RDIMM	RDIMM 3DS	Notes
Min. Memory per CPU	1 Module / CPU	1x8GB	1x64GB	with one CPU
Max. Memory per CPU	12 Modules / CPU	12x32GB	12x128GB	with one CPU
Max. Memory per System	24 Modules / System	768GB	3.072GB	if second CPU is configured

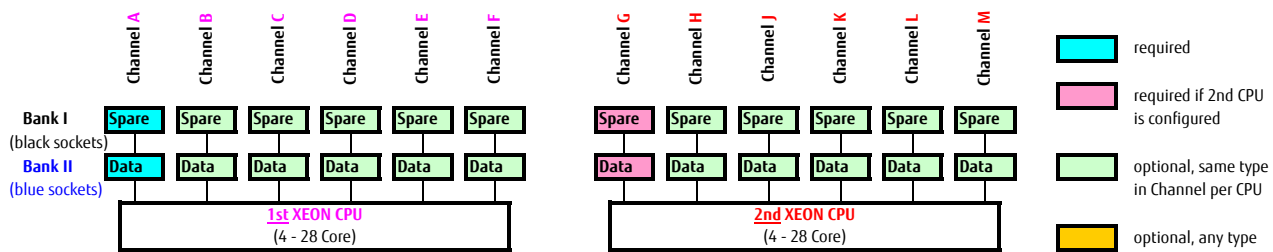
The memory sockets on the Systemboards are color coded

Bank I	black sockets	Bank II	blue sockets
---------------	---------------	----------------	--------------

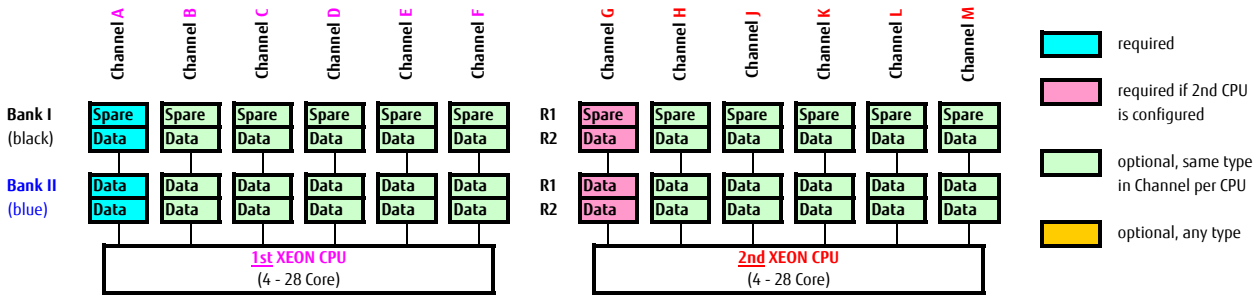
Independent channel mode



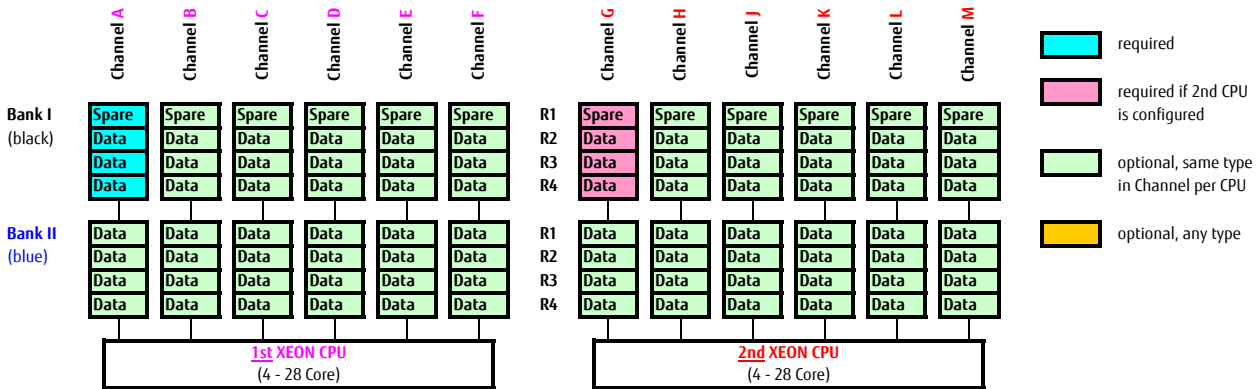
Rank sparing mode --- 1-Rank Memory modules (RDIMM)



Rank sparing mode --- 2-Rank Memory modules (RDIMM)

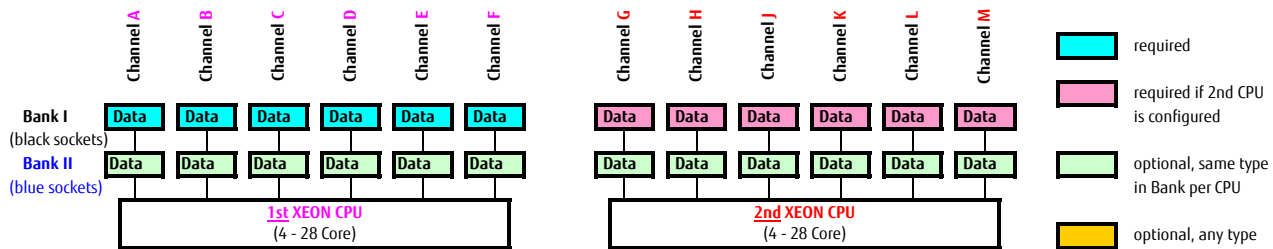


Rank sparing mode --- 4-Rank Memory modules (RDIMM 3DS)

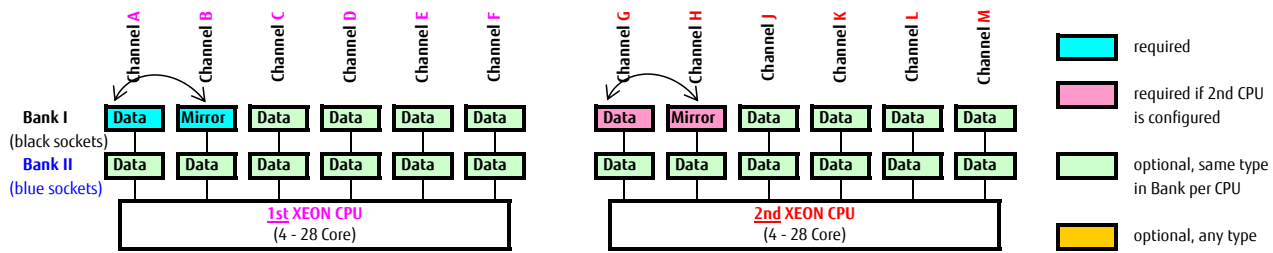


Rank Sparing Mode requires identical modules (same capacity and technology) within the same channel. The available memory for applications will vary depending on configuration. Please refer to the spreadsheet above "Effective Memory capacity with active Rank Sparing Mode". Population rule for Rank sparing mode is to achieve max. available memory, e.g. 4 DIMMs will be spread across two channels, each with 2DPC

Performance Channel Mode

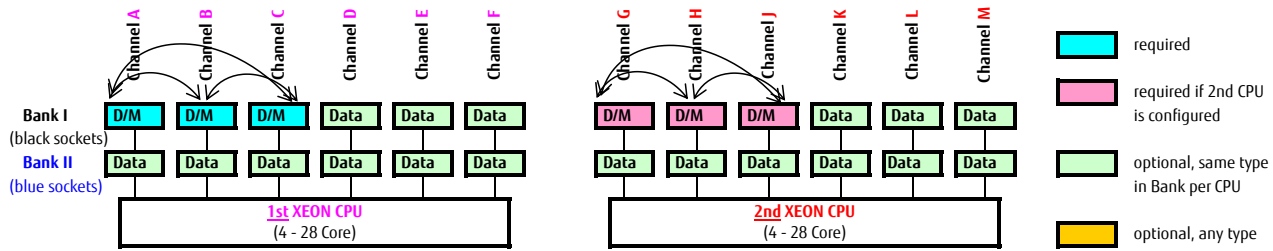


Mirror Channel Mode (2 DIMMS per CPU)



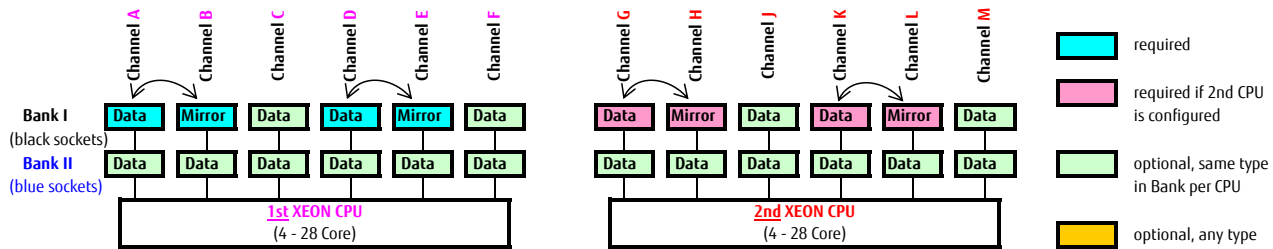
Mirrored Channel Mode (2 DIMMs per CPU) requires identical modules on channel A & B (1st CPU) or channel G & H (2nd CPU) 50% of the capacity is used for the mirror => the available memory for applications is only half of the installed memory. If this mode is used, a multiple of 2 identical modules has to be ordered.

Mirror Channel Mode (3 DIMMS per CPU)



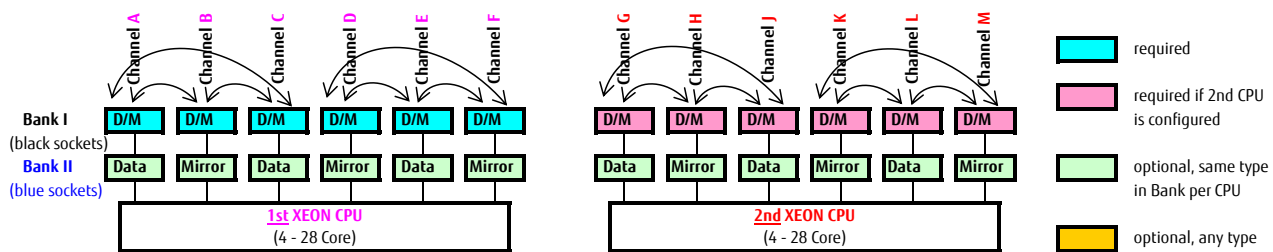
Mirrored Channel Mode (3 DIMMs per CPU) requires identical modules on channel A, B & C (1st CPU) or channel G, H & J (2nd CPU) 50% of the capacity is used for the mirror => the available memory for applications is only half of the installed memory. If this mode is used, a multiple of 3 identical modules has to be ordered.

Mirror Channel Mode (4 DIMMS per CPU)



Mirrored Channel Mode (4 DIMMs per CPU) requires identical modules on channel A, B, D & E (1st CPU) or channel G, H, K & L (2nd CPU) 50% of the capacity is used for the mirror => the available memory for applications is only half of the installed memory. If this mode is used, a multiple of 4 identical modules has to be ordered.

Mirror Channel Mode (6 DIMMS per CPU)



Mirrored Channel Mode requires identical modules on channel A, B, C, D, E, F (1st CPU) or channel G, H, J, K, L and M (2nd CPU) 50% of the capacity is used for the mirror => the available memory for applications is only half of the installed memory. If this mode is used, a multiple of 6 identical modules has to be ordered.

Chapter 5 - Graphics options

D

„on special release only!“

S26361-F1420-E131 S26361-F1420-L131
Front VGA connector (15-pin)
Front VGA connector (15-pin) including cable and front connector
not for 10x 2,5" base unit (S26361-K1592-V501)
max. 1x per system



Optional Front VGA
only possible for
onboard graphics

S26361-F2748-E638 S26361-F2748-L638
PGRA CP NVS 1GB VGA LP PCIe x16
NVIDIA NVS315
1024 MB PCIe-x16
Connectors: 1x LFH 59
cable kit for 2x DVI or 2x VGA
cable kits included
Dual head + professional 2-D + 3-D supported for Windows OS
native driver support for Linux OS
low profile bracket
max. 1x per system

S26361-F4066-E401 S26361-F4066-L401
PGRA CP NVIDIA Quadro P400
NVIDIA Quadro
2GB PCIe 3.0 x16
Connectors: 3x Mini-DP
no cable kits included
cable must be ordered seperately
Triple head + professional 2-D + 3-D supported for Windows OS
native driver support for Linux OS
Low profile bracket
max. 1x per system

S26361-F4066-E11 S26361-F4066-L11
MiniDP-DP ADAPTER
max. 3x per card

S26361-F4066-E12 S26361-F4066-L12
DP-VGA ADAPTER
max. 3x per card

E

Chapter 7 - SAS / RAID Controller

F for combination and max number of controllers please see folder base / chassis

onboard SATA controller with SW-RAID

onboard controller for SATA HDD or SSD drives				
4 ports 3, 6Gb/s SATA HDD/SSD	based on intel chipset	No Cache	SW-RAID 0, 1	1x onboard, included

internal HBA and RAID controller, no 2nd Level cache

internal drive RAID / HBA controllers for SAS, SATA HDD or SSD drives				
PRAID CP400i RAID Contr.	No Cache	RAID 0, 1, 1E, 10, 5, 50	1x	S26361-F3842-E1 S26361-F3842-L501
PSAS CP400i HBA SAS Contr.	No Cache	HBA + RAID 0, 1	1x	S26361-F3842-E2 S26361-F3842-L502
8 ports 3, 6 & 12Gb/s SAS/SATA HDD/ SSD, supports up to 8 devices without expander requires 1x LP PCIe 3.0 x8 (int.) slot, based on LSI SAS3008				

internal RAID controller with 2nd Level cache 1GB, 2GB

internal drive RAID / SAS, SATA controllers with Cache and opt. TFM module + Flash Backup Unit and opt. Advanced SW Options				
PRAID EP400i RAID Contr.	1GB Cache	RAID 0,1,1E,10,5,50,6,60	1x	S26361-F5243-E11 S26361-F5243-L11
8 ports 3, 6 & 12Gb/s SAS/SATA HDD/ SSD, supports up to 8 devices without expander requires 1x LP PCIe 3.0 x8 (int.) slot, based on LSI SAS3108				
optional Licence Activation Key, a free of charge test licence is available at PRIMERGY-PM, FastPath is included in Controller FW				
RAID Advanced SW Option CacheCade ®Broadcom: SSD-cache-based HDD acceleration			1x	S26361-F5243-E670 S26361-F5243-L670
optional Transportable Flash module (TFM) and Flash Backup Unit (FBU), both components required				
TFM module for 1GB Cache	NV-RAM & FBU control logic		1x	S26361-F5243-E100 S26361-F5243-L100
FBU Option for PRAID EP4xx for base V1xx: Supercap securing the power supply of the RAID contr. in case of power failure including cable with 55cm length			1x	S26361-F5243-E155 S26361-F5243-L115
FBU Option for PRAID EP4xx for base V3xx, V4xx, V5xx: Supercap securing the power supply of the RAID contr. in case of power failure including cable with 75cm length			1x	S26361-F5243-E175 S26361-F5243-L115
PRAID EP420i RAID Contr.	2GB Cache	RAID 0,1,1E,10,5,50,6,60	1x	S26361-F5243-E12 S26361-F5243-L12
PRAID EP420i for SafeStore R. Contr.	2GB Cache	RAID 0,1,1E,10,5,50,6,60	1x	S26361-F5243-E14* S26361-F5243-L14*
8 ports 3, 6 & 12Gb/s SAS/SATA HDD/ SSD, supports up to 8 devices without expander requires 1x LP PCIe 3.0 x8 (int.) slot, based on LSI SAS3108				
optional Licence Activation Key, a free of charge test licence is available at PRIMERGY-PM, FastPath is included in Controller FW				
RAID Advanced SW Option CacheCade ®Broadcom: SSD-cache-based HDD acceleration			1x	S26361-F5243-E670 S26361-F5243-L670
optional TFM module and Flash Backup Unit (FBU), both components required				
TFM module for 2GB Cache	NV-RAM & FBU control logic		1x	S26361-F5243-E200 S26361-F5243-L200
FBU Option for PRAID EP4xx for base V1xx: Supercap securing the power supply of the RAID contr. in case of power failure including cable with 55cm length			1x	S26361-F5243-E155 S26361-F5243-L115
FBU Option for PRAID EP4xx for base V3xx, V4xx, V5xx: Supercap securing the power supply of the RAID contr. in case of power failure including cable with 75cm length.			1x	S26361-F5243-E175 S26361-F5243-L115

internal NVMe, SAS, SATA RAID controller with 2nd Level cache 2GB, 4GB, 8GB NVMe support for all EP5xxi tbd

internal drive RAID / SAS controllers for E91 and SAS, SATA HDD or SSD drives				
PRAID EP520i RAID Contr. LP	2GB Cache	RAID 0,1,1E,10,5,50,6,60	1x	S26361-F4042-E202 S26361-F4042-L502
8 ports 3, 6 & 12Gb/s SAS/SATA HDD/ SSD, supports up to 8 devices without expander or (NVMe support for EP520i on special release for this controller in this system) includes Fastpath and SafeStore Advanced SW-Licence requires 1x LP PCIe 3.0 x8 (int.) slot, based on LSI SAS3516				
PRAID EP540i RAID Contr. LP	4GB Cache	RAID 0,1,1E,10,5,50,6,60	1x	S26361-F4042-E214 S26361-F4042-L514
PRAID EP580i RAID Contr. LP	8GB Cache	RAID 0,1,1E,10,5,50,6,60	1x	S26361-F4042-E208 S26361-F4042-L508
16 ports 3, 6 & 12Gb/s SAS/SATA HDD/ SSD, based on LSI SAS3516, supports up to 16 devices without expander or 16 ports 8Gb/s NVMe PCIe, supports up to 4 x4 NVMe devices includes FastPath and SafeStore Advanced SW-Licence, CacheCade is no longer supported requires 1x LP PCIe 3.0 x8 (int.) slot, based on LSI SAS3516				
optional Flash Backup Unit (FBU), Transportable Flash module (TFM) is already included				
FBU Option für PRAID EP5xx for base V1xx: Supercap securing the power supply of the RAID contr. in case of power failure including cable with 55cm length.			1x	S26361-F4042-E155 S26361-F4042-L110
FBU Option für PRAID EP5xx for base V3xx, V4xx, V5xx: Supercap securing the power supply of the RAID contr. in case of power failure including cable with 83cm length.			1x	S26361-F4042-E183 S26361-F4042-L110

Please be aware that PRAID EP580i series consumes a standard PCI slot instead of the internal slot - other than existing I/O controllers

- maximum number of internal RAID + HBA (See also pictures on folder base / HDD cage):**
standard config: max. 1
- FBU cannot be combined with Advanced Thermal design.
up to 1x FBU can be integrated per System
- Expander configurations:** Use PRAID EPxxx for optimal performance, PRAID CP400i is not released for expander configurations
- Advanced SW options:**
simultaneous operation of SafeStore or CacheCade + FastPath or is supported,
simultaneous operation of Safestore + CacheCade is not supported
* It is strongly recommended to order SafeStore (SED) RAID controller with SED HDD or SSD devices for SafeStore (SED) functionality

G

external SAS controller

HBA controller for ext. drives SAS, SATA HDD or SSD drives				
PSAS CP400e HBA SAS Contr. LP	No Cache	HBA, no RAID	2x	S26361-F3845-E201 S26361-F3845-L501
8 ports 3, 6 & 12Gb/s SAS/SATA HDD/ SSD, 2x SFF8644 (external Mini-SAS HD) requires 1x LP PCIe 3.0 x8 (int.) slot, based on LSI SAS3008				

external SAS, RAID controller with 2nd Level cache 2GB

RAID / SAS, SATA controllers for external drives with Cache and opt. TFM module + Flash Backup Unit and opt. Advanced SW Options				
PRAID EP420e RAID Contr. LP	2GB Cache	RAID 0,1,1E,10,5,50,6,60	2x	S26361-F3847-E202 S26361-F3847-L502
PRAID EP420e for SafeStore LP	2GB Cache	RAID 0,1,1E,10,5,50,6,60	2x	S26361-F3847-E204 S26361-F3847-L504
8 ports 3, 6 & 12Gb/s SAS/SATA HDD/ SSD, 2x SFF8644 (external Mini-SAS HD) requires 1x LP PCIe 3.0 x8 (int.) slot, based on LSI SAS3108				
optional Licence Activation Key, a free of charge test licence is available at PRIMERGY-PM, FastPath is included in Controller FW				
RAID Advanced SW Option CacheCade ®Broadcom: SSD-cache-based HDD acceleration			2x	S26361-F5243-E670 S26361-F5243-L670
optional TFM module and Flash Backup Unit (FBU), both components required				
TFM module for 2GB Cache	NV-RAM & FBU control logic		1x	S26361-F5243-E200 S26361-F5243-L200
FBU Option for PRAID EP420e for base V101, V111: Supercap securing the power supply of the RAID contr. in case of power failure including cable with 55cm length			1x	S26361-F5243-E155 S26361-F5243-L115
FBU Option for PRAID EP420e for base V301, V311, V401, V411, V501: Supercap securing the power supply of the RAID contr. in case of power failure including cable with 85cm length			1x	S26361-F5243-E185 S26361-F5243-L115

external SAS, RAID controller with 2nd Level cache 2GB Available on special release

RAID / SAS, SATA controllers for external drives with Cache and opt. Flash Backup Unit				
PRAID EP540e RAID Contr. LP	4GB Cache	RAID 0,1,1E,10,5,50,6,60	2x	S26361-F4063-E204 S26361-F4063-L504
8 ports 3, 6 & 12Gb/s SAS/SATA HDD/ SSD, 2x SFF8644 (external Mini-SAS HD) includes Fastpath and SafeStore Advanced SW-Licence requires 1x LP PCIe 3.0 x8 (int.) slot, based on LSI SAS3516				
optional Flash Backup Unit (FBU), Transportable Flash module (TFM) is already included				
FBU Option for PRAID EP5xx: Supercap securing the power supply of the RAID controller in case of power failure including cable with 55cm length			1x	S26361-F4042-E155 S26361-F4042-L110

internal controllers for PCIe SSD SFF (2,5" NVMe PCIe) drives, no HW-RAID

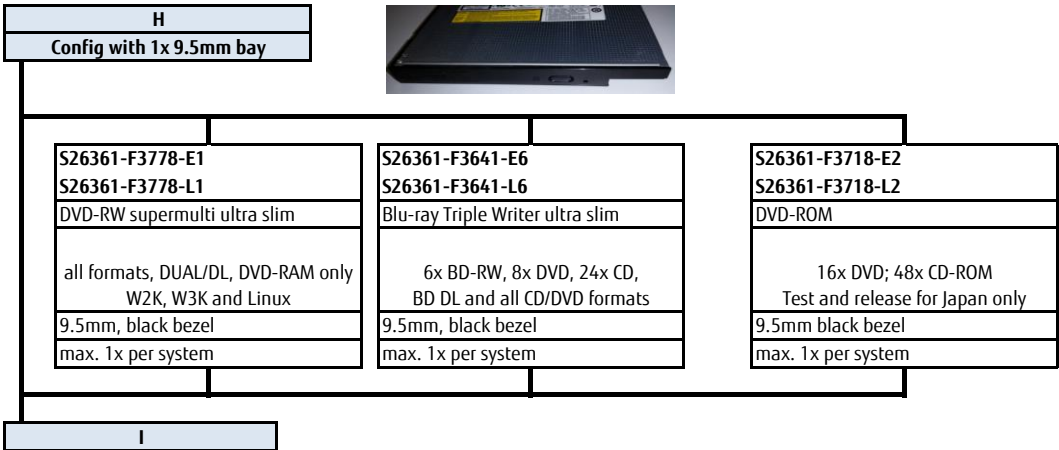
retimer controller for internal 2,5" NVMe SSD PCIe SSD SFF (2,5" NVMe PCIe)**				
PPCI CP x16 retimer	No Cache	No HW-RAID	2x	S26361-F4048-E201 S26361-F4048-L501
No HW RAID, No Cache, simple route-through incl. Signal enhancement; device management by INTEL VMD** divides PCIe3.0 x16 lanes into 4x x4 lanes, supports up to 4x 2.5" PCIe-SSD SFF requires 1x LP PCIe 3.0 x16 (int.) slot **as soon as available				

onboard Ocu Link Connector, from CPU to Backplane for internal 2,5" NVMe SSD PCIe SSD SFF (2,5" NVMe PCIe)				
XY ports 8Gb/s PCIe x2, x4	Intel CPU	No Cache		2x onboard

H

Chapter 8 - ODD optical disk drives

The 10x 2,5" base unit (S26361-K1592-V501) does NOT feature ODD



Chapter 10 - storage drives

SAS drives and SATA drives can be mixed, but cannot be used in one logical RAID volume.
 SATA drives can be connected to the onboard Controller (max. 8x).
 SAS drives require a dedicated SAS / RAID Controller
 Hard Disk Sector Format Information:
 512n HDD: 512 byte sectors on the drive media.
 512e (emulation) HDD: 4K physical sectors on the drive media with 512 byte logical configuration.
 512e HDD Disk Drives: VMware 6.0 or earlier is not supported.
 When using SSDs with VMware ESXi, select the SSDs that meet the endurance requirement described in KB2145210 below.
<https://kb.vmware.com/kb/2145210>
 DWPD: Drive Writes Per Day over 5 years.
 SED (Self Encrypting Drives) require either a RAID controller with *SafeStore (SED) support or an HBA and in addition a software instance, supporting SED Key Management.
 It is strongly recommended to order SafeStore (SED) RAID controller with SED HDD or SSD devices for SafeStore (SED) functionality.
 HDD Classes:
 Business-Critical (BC) -SATA=Nearline SATA Enterprise Drives / 7.2Krpm, SATA 6G.
 Business-Critical (BC) -SAS=Nearline SAS Enterprise Drives / 7.2Krpm, SAS 12G.
 Mission-Critical (MC)=SAS 10K and SAS 15K Enterprise Drives with max. performance and reliability.
 Warranty:
 SSD and SATA DOM have a built-in Wear-Out indicator. In this case the warranty for such a component, as an exception to the system warranty, is restricted to the time period until the indicator reaches the exhaust level.

2.5" (SFF) SAS and SATA SSD

SSD SAS 2.5" Write Intensive (SFF) Enterprise with hot plug/hot replace tray

Capacity	Formfactor	Interface	Endurance	DWPD	order code E-part	order code L-part	
400GB	2.5" (SFF)	SAS 12Gb/s	Write Intensive	10	as soon as available	S26361-F5710-E400	S26361-F5710-L400
800GB	2.5" (SFF)	SAS 12Gb/s	Write Intensive	10	as soon as available	S26361-F5710-E800	S26361-F5710-L800
1.6TB	2.5" (SFF)	SAS 12Gb/s	Write Intensive	10	as soon as available	S26361-F5710-E160	S26361-F5710-L160
400GB	2.5" (SFF)	SAS 12Gb/s	Write Intensive	10	SED as soon as available	S26361-F5711-E400	S26361-F5711-L400
800GB	2.5" (SFF)	SAS 12Gb/s	Write Intensive	10	SED as soon as available	S26361-F5711-E800	S26361-F5711-L800
1.6TB	2.5" (SFF)	SAS 12Gb/s	Write Intensive	10	SED as soon as available	S26361-F5711-E160	S26361-F5711-L160

max. 10x - depending on base unit & configuration

SSD SAS 2.5" Write Intensive (SFF) Enterprise with hot plug/hot replace tray

Capacity	Formfactor	Interface	Endurance	DWPD	order code E-part	order code L-part	
400GB	2.5" (SFF)	SAS 12Gb/s	Write Intensive	10		S26361-F5608-E400	S26361-F5608-L400
800GB	2.5" (SFF)	SAS 12Gb/s	Write Intensive	10		S26361-F5608-E800	S26361-F5608-L800
1.6TB	2.5" (SFF)	SAS 12Gb/s	Write Intensive	10		S26361-F5608-E160	S26361-F5608-L160
400GB	2.5" (SFF)	SAS 12Gb/s	Write Intensive	10	SED	S26361-F5611-E400	S26361-F5611-L400
800GB	2.5" (SFF)	SAS 12Gb/s	Write Intensive	10	SED	S26361-F5611-E800	S26361-F5611-L800
1.6TB	2.5" (SFF)	SAS 12Gb/s	Write Intensive	10	SED	S26361-F5611-E160	S26361-F5611-L160

max. 10x - depending on base unit & configuration

SSD SAS 2.5" Mixed Use (SFF) Enterprise with hot plug/hot replace tray

Capacity	Formfactor	Interface	Endurance	DWPD	order code E-part	order code L-part	
400GB	2.5" (SFF)	SAS 12Gb/s	Mixed Use	3		S26361-F5666-E400	S26361-F5666-L400
800GB	2.5" (SFF)	SAS 12Gb/s	Mixed Use	3		S26361-F5666-E800	S26361-F5666-L800
1.6TB	2.5" (SFF)	SAS 12Gb/s	Mixed Use	3		S26361-F5666-E160	S26361-F5666-L160
3.2TB	2.5" (SFF)	SAS 12Gb/s	Mixed Use	2.3		S26361-F5666-E320	S26361-F5666-L320

max. 10x - depending on base unit & configuration

SSD SAS 2.5" Read Intensive (SFF) Enterprise with hot plug/hot replace tray

Capacity	Formfactor	Interface	Endurance	DWPD	order code E-part	order code L-part	
400GB	2.5" (SFF)	SAS 12Gb/s	Read Intensive	1		S26361-F5670-E400	S26361-F5670-L400
960GB	2.5" (SFF)	SAS 12Gb/s	Read Intensive	1		S26361-F5670-E960	S26361-F5670-L960
1.92TB	2.5" (SFF)	SAS 12Gb/s	Read Intensive	1		S26361-F5670-E192	S26361-F5670-L192
3.84TB	2.5" (SFF)	SAS 12Gb/s	Read Intensive	1		S26361-F5670-E384	S26361-F5670-L384
7.68TB	2.5" (SFF)	SAS 12Gb/s	Read Intensive	0.9		S26361-F5670-E768	S26361-F5670-L768

max. 10x - depending on base unit & configuration

SSD SATA 2.5" Mixed Use (SFF) Enterprise with hot plug/hot replace tray

Capacity	Formfactor	Interface	Endurance	DWPD	order code E-part	order code L-part	
240GB	2.5" (SFF)	SATA 6Gb/s	Mixed Use	3.6		S26361-F5675-E240	S26361-F5675-L240
480GB	2.5" (SFF)	SATA 6Gb/s	Mixed Use	3.6		S26361-F5675-E480	S26361-F5675-L480
960GB	2.5" (SFF)	SATA 6Gb/s	Mixed Use	3		S26361-F5588-E960	S26361-F5588-L960
1.92TB	2.5" (SFF)	SATA 6Gb/s	Mixed Use	3		S26361-F5588-E192	S26361-F5588-L192

max. 10x - depending on base unit & configuration

SSD SATA 2.5" Mixed Use S4600 (SFF) Enterprise with hot plug/hot replace tray

Capacity	Formfactor	Interface	Endurance	DWPD	order code E-part	order code L-part	
240GB	2.5" (SFF)	SATA 6Gb/s	Mixed Use	3.1		S26361-F5694-E240	S26361-F5694-L240
480GB	2.5" (SFF)	SATA 6Gb/s	Mixed Use	3.3		S26361-F5694-E480	S26361-F5694-L480
960GB	2.5" (SFF)	SATA 6Gb/s	Mixed Use	3.0		S26361-F5694-E960	S26361-F5694-L960
1.92TB	2.5" (SFF)	SATA 6Gb/s	Mixed Use	3.0		S26361-F5694-E192	S26361-F5694-L192

max. 10x - depending on base unit & configuration

SSD SATA 2.5" Read Intensive (SFF) Enterprise with hot plug/hot replace tray

Capacity	Formfactor	Interface	Endurance	DWPD	order code E-part	order code L-part	
240GB	2.5" (SFF)	SATA 6Gb/s	Read Intensive	1		S26361-F5632-E240	S26361-F5632-L240
480GB	2.5" (SFF)	SATA 6Gb/s	Read Intensive	1		S26361-F5632-E480	S26361-F5632-L480
800GB	2.5" (SFF)	SATA 6Gb/s	Read Intensive	1		S26361-F5632-E800	S26361-F5632-L800
960GB	2.5" (SFF)	SATA 6Gb/s	Read Intensive	1		S26361-F5632-E960	S26361-F5632-L960
1.2TB	2.5" (SFF)	SATA 6Gb/s	Read Intensive	1		S26361-F5632-E120	S26361-F5632-L120
1.6TB	2.5" (SFF)	SATA 6Gb/s	Read Intensive	1		S26361-F5632-E160	S26361-F5632-L160

max. 10x - depending on base unit & configuration

SSD SATA 2.5" Read Intensive (SFF) Enterprise with hot plug/hot replace tray

Capacity	Formfactor	Interface	Endurance	DWPD	order code E-part	order code L-part	
240GB	2.5" (SFF)	SATA 6Gb/s	Read Intensive	1.4		S26361-F5701-E240	S26361-F5701-L240
480GB	2.5" (SFF)	SATA 6Gb/s	Read Intensive	0.9		S26361-F5701-E480	S26361-F5701-L480
960GB	2.5" (SFF)	SATA 6Gb/s	Read Intensive	0.9		S26361-F5701-E960	S26361-F5701-L960
1.92TB	2.5" (SFF)	SATA 6Gb/s	Read Intensive	0.9		S26361-F5701-E192	S26361-F5701-L192
3.84TB	2.5" (SFF)	SATA 6Gb/s	Read Intensive	1.0		S26361-F5701-E384	S26361-F5701-L384
7.68TB	2.5" (SFF)	SATA 6Gb/s	Read Intensive	0.5		S26361-F5701-E768	S26361-F5701-L768

max. 10x - depending on base unit & configuration

J

2.5" (SFF) Hard drives

HDD SAS 2.5" 15K (SFF) Enterprise Mission Critical with hot plug/hot replace tray						
Capacity	RPM	Interface	Sector		order code E-part	order code L-part
300GB	15 000	SAS 12Gb/s	512n		S26361-F5531-E530	S26361-F5531-L530
450GB	15 000	SAS 12Gb/s	512n		S26361-F5531-E545	S26361-F5531-L545
600GB	15 000	SAS 12Gb/s	512n		S26361-F5531-E560	S26361-F5531-L560
900GB	15 000	SAS 12Gb/s	512n		S26361-F5531-E590	S26361-F5531-L590

max. 10x - depending on base unit & configuration

HDD SAS 2.5" 10K 512n (SFF) Enterprise Mission Critical with hot plug/hot replace tray						
Capacity	RPM	Interface	Sector		order code E-part	order code L-part
300GB	10 000	SAS 12Gb/s	512n		S26361-F5550-E130	S26361-F5550-L130
600GB	10 000	SAS 12Gb/s	512n		S26361-F5550-E160	S26361-F5550-L160
900GB	10 000	SAS 12Gb/s	512n		S26361-F5550-E190	S26361-F5550-L190
1.2TB	10 000	SAS 12Gb/s	512n		S26361-F5550-E112	S26361-F5550-L112
300GB	10 000	SAS 12Gb/s	512n	SED	S26361-F5581-E130	S26361-F5581-L130
600GB	10 000	SAS 12Gb/s	512n	SED	S26361-F5581-E160	S26361-F5581-L160
1.2TB	10 000	SAS 12Gb/s	512n	SED	S26361-F5581-E112	S26361-F5581-L112

max. 10x - depending on base unit & configuration

HDD SAS 2.5" 10K 512e (SFF) Enterprise Mission Critical with hot plug/hot replace tray						
Capacity	RPM	Interface	Sector		order code E-part	order code L-part
600GB	10 000	SAS 12Gb/s	512e		S26361-F5543-E160	S26361-F5543-L160
900GB	10 000	SAS 12Gb/s	512e		S26361-F5543-E190	S26361-F5543-L190
1.2TB	10 000	SAS 12Gb/s	512e		S26361-F5543-E112	S26361-F5543-L112
1.8TB	10 000	SAS 12Gb/s	512e		S26361-F5543-E118	S26361-F5543-L118
2.4TB	10 000	SAS 12Gb/s	512e		S26361-F5543-E124	S26361-F5543-L124
1.8TB	10 000	SAS 12Gb/s	512e	SED	S26361-F5582-E118	S26361-F5582-L118
2.4TB	10 000	SAS 12Gb/s	512e	SED	S26361-F5582-E124	S26361-F5582-L124

max. 10x - depending on base unit & configuration

HDD SAS 2.5" 7.2K 512n (SFF) Enterprise Business Critical with hot plug/hot replace tray						
Capacity	RPM	Interface	Sector		order code E-part	order code L-part
1TB	7 200	SAS 12Gb/s	512n		S26361-F5600-E100	S26361-F5600-L100
2TB	7 200	SAS 12Gb/s	512n		S26361-F5600-E200	S26361-F5600-L200

max. 10x - depending on base unit & configuration

HDD SAS 2.5" 7.2K 512e (SFF) Enterprise Business Critical with hot plug/hot replace tray						
Capacity	RPM	Interface	Sector		order code E-part	order code L-part
1TB	7 200	SAS 12Gb/s	512e		S26361-F5573-E100	S26361-F5573-L100
2TB	7 200	SAS 12Gb/s	512e		S26361-F5573-E200	S26361-F5573-L200

max. 10x - depending on base unit & configuration

HDD SATA 2.5" 7.2K 512n (SFF) Enterprise Business Critical with hot plug/hot replace tray						
Capacity	RPM	Interface	Sector		order code E-part	order code L-part
1TB	7 200	SATA 6Gb/s	512n		S26361-F3956-E100	S26361-F3956-L100
2TB	7 200	SATA 6Gb/s	512n		S26361-F3956-E200	S26361-F3956-L200

max. 10x - depending on base unit & configuration

HDD SATA 2.5" 7.2K 512e (SFF) Enterprise Business Critical with hot plug/hot replace tray						
Capacity	RPM	Interface	Sector		order code E-part	order code L-part
1TB	7 200	SATA 6Gb/s	512e		S26361-F3907-E100	S26361-F3907-L100
2TB	7 200	SATA 6Gb/s	512e		S26361-F3907-E200	S26361-F3907-L200

max. 10x - depending on base unit & configuration

K

K

3.5" (LFF) SAS and SATA SSD

SSD SAS 3.5" Write Intensive (LFF) 2.5" SSD Enterprise with 3.5" hot plug/hot replace tray							
Capacity	Formfactor	Interface	Endurance	DWPD	order code E-part	order code L-part	
400GB	3.5" (LFF)	SAS 12Gb/s	Write Intensive	10	as soon as available	S26361-F5709-E400	S26361-F5709-L400
800GB	3.5" (LFF)	SAS 12Gb/s	Write Intensive	10	as soon as available	S26361-F5709-E800	S26361-F5709-L800
1.6TB	3.5" (LFF)	SAS 12Gb/s	Write Intensive	10	as soon as available	S26361-F5709-E160	S26361-F5709-L160

only possible in RX2530 M4 base unit with up to 4x3.5" HDD max. 4x HDD

SSD SAS 3.5" Write Intensive (LFF) 2.5" SSD Enterprise with 3.5" hot plug/hot replace tray							
Capacity	Formfactor	Interface	Endurance	DWPD	order code E-part	order code L-part	
400GB	3.5" (LFF)	SAS 12Gb/s	Write Intensive	10		S26361-F5607-E400	S26361-F5607-L400
800GB	3.5" (LFF)	SAS 12Gb/s	Write Intensive	10		S26361-F5607-E800	S26361-F5607-L800
1.6TB	3.5" (LFF)	SAS 12Gb/s	Write Intensive	10		S26361-F5607-E160	S26361-F5607-L160

only possible in RX2530 M4 base unit with up to 4x3.5" HDD max. 4x HDD

SSD SAS 3.5" Mixed Use (LFF) 2.5" SSD Enterprise with 3.5" hot plug/hot replace tray							
Capacity	Formfactor	Interface	Endurance	DWPD	order code E-part	order code L-part	
400GB	3.5" (LFF)	SAS 12Gb/s	Mixed Use	3		S26361-F5662-E400	S26361-F5662-L400
800GB	3.5" (LFF)	SAS 12Gb/s	Mixed Use	3		S26361-F5662-E800	S26361-F5662-L800
1.6TB	3.5" (LFF)	SAS 12Gb/s	Mixed Use	3		S26361-F5662-E160	S26361-F5662-L160
3.2TB	3.5" (LFF)	SAS 12Gb/s	Mixed Use	2.3		S26361-F5662-E320	S26361-F5662-L320

only possible in RX2530 M4 base unit with up to 4x3.5" HDD max. 4x HDD

SSD SAS 3.5" Read Intensive (LFF) 2.5" SSD Enterprise with 3.5" hot plug/hot replace tray							
Capacity	Formfactor	Interface	Endurance	DWPD	order code E-part	order code L-part	
480GB	3.5" (LFF)	SAS 12Gb/s	Read Intensive	1		S26361-F5668-E480	S26361-F5668-L480
960GB	3.5" (LFF)	SAS 12Gb/s	Read Intensive	1		S26361-F5668-E960	S26361-F5668-L960
1.92TB	3.5" (LFF)	SAS 12Gb/s	Read Intensive	1		S26361-F5668-E192	S26361-F5668-L192
3.84TB	3.5" (LFF)	SAS 12Gb/s	Read Intensive	1		S26361-F5668-E384	S26361-F5668-L384
7.68TB	3.5" (LFF)	SAS 12Gb/s	Read Intensive	0.9		S26361-F5668-E768	S26361-F5668-L768

only possible in RX2530 M4 base unit with up to 4x3.5" HDD max. 4x HDD

SSD SATA 3.5" Mixed Use (LFF) 2.5" SSD Enterprise with 3.5" hot plug/hot replace tray							
Capacity	Formfactor	Interface	Endurance	DWPD	order code E-part	order code L-part	
240GB	3.5" (LFF)	SATA 6Gb/s	Mixed Use	3.6		S26361-F5673-E240	S26361-F5673-L240
480GB	3.5" (LFF)	SATA 6Gb/s	Mixed Use	3.6		S26361-F5673-E480	S26361-F5673-L480
960GB	3.5" (LFF)	SATA 6Gb/s	Mixed Use	3		S26361-F5589-E960	S26361-F5589-L960
1.92TB	3.5" (LFF)	SATA 6Gb/s	Mixed Use	3		S26361-F5589-E192	S26361-F5589-L192

only possible in RX2530 M4 base unit with up to 4x3.5" HDD max. 4x HDD

SSD SATA 3.5" Mixed Use S4600 (LFF) 2.5" SSD Enterprise with 3.5" hot plug/hot replace tray							
Capacity	Formfactor	Interface	Endurance	DWPD	order code E-part	order code L-part	
240GB	3.5" (LFF)	SATA 6Gb/s	Mixed Use	3.1		S26361-F5692-E240	S26361-F5692-L240
480GB	3.5" (LFF)	SATA 6Gb/s	Mixed Use	3.3		S26361-F5692-E480	S26361-F5692-L480
960GB	3.5" (LFF)	SATA 6Gb/s	Mixed Use	3.0		S26361-F5692-E960	S26361-F5692-L960
1.92TB	3.5" (LFF)	SATA 6Gb/s	Mixed Use	3.0		S26361-F5692-E192	S26361-F5692-L192

only possible in RX2530 M4 base unit with up to 4x3.5" HDD max. 4x HDD

SSD SATA 3.5" Read Intensive (LFF) 2.5" SSD Enterprise with 3.5" hot plug/hot replace tray							
Capacity	Formfactor	Interface	Endurance	DWPD	order code E-part	order code L-part	
240GB	3.5" (LFF)	SATA 6Gb/s	Read Intensive	1		S26361-F5630-E240	S26361-F5630-L240
480GB	3.5" (LFF)	SATA 6Gb/s	Read Intensive	1		S26361-F5630-E480	S26361-F5630-L480
800GB	3.5" (LFF)	SATA 6Gb/s	Read Intensive	1		S26361-F5630-E800	S26361-F5630-L800
960GB	3.5" (LFF)	SATA 6Gb/s	Read Intensive	1		S26361-F5630-E960	S26361-F5630-L960
1.2TB	3.5" (LFF)	SATA 6Gb/s	Read Intensive	1		S26361-F5630-E120	S26361-F5630-L120
1.6TB	3.5" (LFF)	SATA 6Gb/s	Read Intensive	1		S26361-F5630-E160	S26361-F5630-L160

only possible in RX2530 M4 base unit with up to 4x3.5" HDD max. 4x HDD

SSD SATA 3.5" Read Intensive (LFF) 2.5" SSD Enterprise with 3.5" hot plug/hot replace tray							
Capacity	Formfactor	Interface	Endurance	DWPD	order code E-part	order code L-part	
240GB	3.5" (LFF)	SATA 6Gb/s	Read Intensive	1.4		S26361-F5700-E240	S26361-F5700-L240
480GB	3.5" (LFF)	SATA 6Gb/s	Read Intensive	0.9		S26361-F5700-E480	S26361-F5700-L480
960GB	3.5" (LFF)	SATA 6Gb/s	Read Intensive	0.9		S26361-F5700-E960	S26361-F5700-L960
1.92TB	3.5" (LFF)	SATA 6Gb/s	Read Intensive	0.9		S26361-F5700-E192	S26361-F5700-L192
3.84TB	3.5" (LFF)	SATA 6Gb/s	Read Intensive	1.0		S26361-F5700-E384	S26361-F5700-L384
7.68TB	3.5" (LFF)	SATA 6Gb/s	Read Intensive	0.5		S26361-F5700-E768	S26361-F5700-L768

only possible in RX2530 M4 base unit with up to 4x3.5" HDD max. 4x HDD

K

K

3.5" (LFF) Hard drives

HDD SAS 3.5" 15K (LFF) 2.5" HDD Enterprise Mission Critical with 3.5" hot plug/hot replace tray

Capacity	RPM	Interface	Sector	order code E-part	order code L-part
300GB	15 000	SAS 12Gb/s	512n	S26361-F5532-E530	S26361-F5532-L530
450GB	15 000	SAS 12Gb/s	512n	S26361-F5532-E545	S26361-F5532-L545
600GB	15 000	SAS 12Gb/s	512n	S26361-F5532-E560	S26361-F5532-L560
900GB	15 000	SAS 12Gb/s	512n	S26361-F5532-E590	S26361-F5532-L590

only possible in RX2530 M4 base unit with up to 4x3.5" HDD max. 4x HDD

HDD SAS 3.5" 10K 512n (LFF) 2.5" HDD Enterprise Mission Critical with 3.5" hot plug/hot replace tray

Capacity	RPM	Interface	Sector	order code E-part	order code L-part
300GB	10 000	SAS 12Gb/s	512n	S26361-F5568-E130	S26361-F5568-L130
600GB	10 000	SAS 12Gb/s	512n	S26361-F5568-E160	S26361-F5568-L160
1.2TB	10 000	SAS 12Gb/s	512n	S26361-F5568-E112	S26361-F5568-L112

only possible in RX2530 M4 base unit with up to 4x3.5" HDD max. 4x HDD

HDD SAS 3.5" 10K 512e (LFF) 2.5" HDD Enterprise Mission Critical with 3.5" hot plug/hot replace tray

Capacity	RPM	Interface	Sector	order code E-part	order code L-part
1.8TB	10 000	SAS 12Gb/s	512e	S26361-F5569-E118	S26361-F5569-L118
2.4TB	10 000	SAS 12Gb/s	512e	S26361-F5569-E124	S26361-F5569-L124

only possible in RX2530 M4 base unit with up to 4x3.5" HDD max. 4x HDD

HDD SAS 3.5" 7.2K 512n (LFF) Enterprise Business critical with hot plug/hot replace tray

Capacity	RPM	Interface	Sector	order code E-part	order code L-part
1TB	7 200	SAS 12Gb/s	512n	S26361-F5626-E100	S26361-F5626-L100
2TB	7 200	SAS 12Gb/s	512n	S26361-F5626-E200	S26361-F5626-L200
4TB	7 200	SAS 12Gb/s	512n	S26361-F5626-E400	S26361-F5626-L400

only possible in RX2530 M4 base unit with up to 4x3.5" HDD max. 4x HDD

HDD SAS 3.5" 7.2K 512e (LFF) Enterprise Business Critical with hot plug/hot replace tray

Capacity	RPM	Interface	Sector	order code E-part	order code L-part
2TB	7 200	SAS 12Gb/s	512e	S26361-F5635-E200	S26361-F5635-L200
4TB	7 200	SAS 12Gb/s	512e	S26361-F5635-E400	S26361-F5635-L400
6TB	7 200	SAS 12Gb/s	512e	S26361-F5635-E600	S26361-F5635-L600
8TB	7 200	SAS 12Gb/s	512e	S26361-F5571-E800	S26361-F5571-L800
10TB	7 200	SAS 12Gb/s	512e	S26361-F5571-E1000	S26361-F5571-L1000
12TB	7 200	SAS 12Gb/s	512e	S26361-F5571-E1200	S26361-F5571-L1200
6TB	7 200	SAS 12Gb/s	512e	SED S26361-F5584-E600	S26361-F5584-L600
10TB	7 200	SAS 12Gb/s	512e	SED S26361-F5624-E1000	S26361-F5624-L1000
12TB	7 200	SAS 12Gb/s	512e	SED S26361-F5624-E1200	S26361-F5624-L1200

only possible in RX2530 M4 base unit with up to 4x3.5" HDD max. 4x HDD

HDD SATA 3.5" 7.2K 512n (LFF) Enterprise Business Critical with hot plug/hot replace tray

Capacity	RPM	Interface	Sector	order code E-part	order code L-part
1TB	7 200	SATA 6Gb/s	512n	S26361-F5636-E100	S26361-F5636-L100
2TB	7 200	SATA 6Gb/s	512n	S26361-F5636-E200	S26361-F5636-L200
4TB	7 200	SATA 6Gb/s	512n	S26361-F5636-E400	S26361-F5636-L400

only possible in RX2530 M4 base unit with up to 4x3.5" HDD max. 4x HDD

8/10TB HDDs not released with PRAID EP540i (S26361-F4042-E204)

HDD SATA 3.5" 7.2K 512e (LFF) Enterprise Business Critical with hot plug/hot replace tray

Capacity	RPM	Interface	Sector	order code E-part	order code L-part
6TB	7 200	SATA 6Gb/s	512e	S26361-F5638-E600	S26361-F5638-L600
8TB	7 200	SATA 6Gb/s	512e	S26361-F3904-E800	S26361-F3904-L800
10TB	7 200	SATA 6Gb/s	512e	S26361-F3904-E1000	S26361-F3904-L1000
12TB	7 200	SATA 6Gb/s	512e	S26361-F3904-E1200	S26361-F3904-L1200

only possible in RX2530 M4 base unit with up to 4x3.5" HDD max. 4x HDD

M.2 SATA SSD

SSD SATA M.2 drive for booting, non hot-plug, for VMware ESXi

Capacity	Formfactor	Interface	Category	order code E-part	order code L-part
150GB	M.2	SATA 6Gb/s	Boot	S26361-F5655-E150	S26361-F5655-L150
240GB	M.2	SATA 6Gb/s	Boot	S26361-F5707-E240	S26361-F5707-L240

M.2 drive is designed for use as a VMware ESXi boot drive.
2x M.2 drive for any Hypervisor by the onboard chipset Software RAID is not supported.
max. 1x per Server; connector located on Motherboard (please see folder "description"). VMware ESXi is only supported.

M.2 drive for VMware ESXi and for other OSs cannot be mixed

SSD SATA M.2 drive for booting, non hot-plug

Capacity	Formfactor	Interface	DWPD	Category	order code E-part	order code L-part
150GB	M.2	SATA 6Gb/s	1.5	Boot	S26361-F5656-E150	S26361-F5656-L150
240GB	M.2	SATA 6Gb/s	1.4	Boot	S26361-F5706-E240	S26361-F5706-L240
480GB	M.2	SATA 6Gb/s	1.4	Boot	S26361-F5706-E480	S26361-F5706-L480

M.2 drive is designed for use as a boot drive with the Endurance Spec. above.
2x M.2 drive for any Hypervisor by the onboard chipset Software RAID is not supported.
max. 2x per Server; connector located on Motherboard (please see folder "description"). VMware is not supported.

Dual M.2

Dual microSD, PDUAL AP200 and M.2 drive cannot be mixed

PDUAL AP200, dual M.2 for booting, non hot-plug

Capacity	Formfactor	Interface	Category	order code E-part	order code L-part
n/a	AIC	PCIe	Boot LP	S26361-F4064-E201	S26361-F4064-L501

PDUAL AP200 is a carrier card for 2x M.2 SATA modules, which is connected to the controller PSAS CP400i and offers RAID1 with 2x M.2 modules.
"PDUAL AP200 + 2x M.2 modules + PSAS CP400i" is designed for use as a Hardware-mirrored (RAID1) boot device for Hypervisor, which cannot be supported by M.2 via the onboard chipset Software RAID.
Supported RAID level: RAID1 only. Supported M.2 Modules: SSD SATA M.2 240GB (S26361-F5706-E240/L240) or S26361-F5707-E240/L240 for VMware ESXi). 2x M.2 modules (S26361-F5706-E240/L240 or S26361-F5707-E240/L240) and additional PSAS CP400i (S26361-F3842-E22/L502) need to be ordered separately. An existing PSAS CP400i for data drives cannot support simultaneously the M.2 Boot media with PDUAL AP200.
A separate PSAS CP400i for PDUAL AP200 is required to support a separation for boot and data.
max. 1x per Server

Dual microSD

Dual microSD, PDUAL AP200 and M.2 drive cannot be mixed

Dual microSD Enterprise for booting, non hot-plug, for VMware ESXi

Capacity	Formfactor	Interface	Category	order code E-part	order code L-part
64GB	microSD	USB	Boot	S26361-F4045-E64	S26361-F4045-L64

Dual microSD is designed for use as a VMware ESXi boot drive. Only the standardly equipped microSD are supported.
Dual microSD offers Hardware-mirrored (RAID1) flash boot device for VMware ESXi, which cannot be supported by M.2.
vSAN can be booted in case ESXi host has 512 GB of memory or less. Even in case 512 GB or more, if vSAN is 6.5 or later, it can be booted by resizing the coredump partition on ESXi hosts. For more information, see the VMware knowledge base article at <http://kb.vmware.com/kb/2147881>.
max. 1x per Server; connector located on Motherboard (please see folder "description"). VMware ESXi is only supported.

K

K

2.5" (SFF) PCIe-SSD

2.5" PCIe-SSDs require a RAID Controller or PCIe retimer card.
 RAID Controller : PRAID EP520i/540i/580i
 PCIe retimer : PPCI CP x16 retimer

PCIe-SSD 2.5" Mixed Use (SFF) Enterprise with hot plug/hot replace tray**						
Capacity	Formfactor	Interface	Endurance	DWPD	order code E-part	order code L-part
1.6TB	2.5" (SFF)	PCIe3.0 x4	Mixed Use	3.0	S26361-F5648-E160	S26361-F5648-L160
3.2TB	2.5" (SFF)	PCIe3.0 x4	Mixed Use	3.1	S26361-F5648-E320	S26361-F5648-L320
6.4TB	2.5" (SFF)	PCIe3.0 x4	Mixed Use	3.2	S26361-F5648-E640	S26361-F5648-L640

only possible in RX2530 M4 with *up to 10x HDD/SSD*, S26361-K1592-V501; max. 4x PCIe-SSD per system.

PCIe-SSD Low Power 2.5" Read Intensive (SFF) Enterprise with hot plug/hot replace tray**						
Capacity	Formfactor	Interface	Endurance	DWPD	order code E-part	order code L-part
500GB	2.5" (SFF)	PCIe3.0 x4	Read Intensive	0.7	S26361-F5649-E50	S26361-F5649-L50
1TB	2.5" (SFF)	PCIe3.0 x4	Read Intensive	1.0	S26361-F5649-E100	S26361-F5649-L100
2TB	2.5" (SFF)	PCIe3.0 x4	Read Intensive	0.6	S26361-F5649-E200	S26361-F5649-L200
4TB	2.5" (SFF)	PCIe3.0 x4	Read Intensive	0.6	S26361-F5649-E400	S26361-F5649-L400

only possible in RX2530 M4 with *up to 10x HDD/SSD*, S26361-K1592-V501; max. 4x PCIe-SSD per system.
 ** as soon as available

AIC PCIe-SSD

PCIe-SSD (occupies one PCIe slot)

S26361-F5650-L200 S26361-F5650-E200 PACC EP P4600 AIC 2TB** P4600 series, NVMe 3.0 DWPD PCIe3.0 x4, Low Profile max. 2x per system	S26361-F5650-L400 S26361-F5650-E400 PACC EP P4600 AIC 4TB** P4600 series, NVMe 3.1 DWPD PCIe3.0 x4, Low Profile max. 2x per system
--	--

PCIe-SSD (occupies one PCIe slot)

S26361-F5697-L375 S26361-F5697-E375 PACC EP P4800X AIC 375GB P4800X series, NVMe 3D DWPD PCIe3.0 x4, Low Profile max. 2x per system	S26361-F5697-L750 S26361-F5697-E750 PACC EP P4800X AIC 750GB P4800X series, NVMe 3D DWPD PCIe3.0 x4, Low Profile max. 2x per system
---	---

L

P

Chapter 9 - LAN Components

Default: 2x RJ45 1GbE ports on systemboard

Dynamic LoM OCP PHY interface cards

Interface card to provide the external connectors for on-board LAN

PLAN EM 4x 1Gb T OCP interface Intel	4x RJ45 plug for 1000BASE-T	S26361-F3953-E401	S26361-F3953-L401
PLAN EM 2x 10Gb T OCP interface Intel	2x RJ45 plug for 10GBASE-T	S26361-F3953-E210	S26361-F3953-L210
PLAN EM 2x 10Gb SFP+ OCP interface Intel	2x SFP+ cages for SFP+ optical transceivers or twinax cable	S26361-F3953-E211	S26361-F3953-L211
PLAN EM 4x 10Gb SFP+ OCP interface Intel	4x SFP+ cages for SFP+ optical transceivers or twinax cable	S26361-F3953-E411	S26361-F3953-L411

Optional for products with SFP+ cages: SFP+ optical transceiver modules or twinax cables

SFP+ Optical Transceiver 10G/1G Dual Rate SR	2x .. 4x	LC, MMF / SR SFP+ module, up to 400m, Intel	S26361-F3986-E5	S26361-F3986-L5
SFP+ Optical Transceiver 10G/1G Dual Rate LR	2x .. 4x	LC, SMF / LR SFP+ module, up to 10km, Intel	S26361-F3986-E6	S26361-F3986-L6
SFP+ Optical Transceiver 10G Single Rate SR	2x .. 4x	LC, MMF / SR SFP+ module, up to 400m, Finisar	S26361-F3986-E3	S26361-F3986-L3
SFP+ Optical Transceiver 10G Single Rate LR	2x .. 4x	LC, SMF / LR SFP+ module, up to 10km, Finisar	S26361-F3986-E4	S26361-F3986-L4
Twinax Anschlussplatz Primergy	2x .. 4x	virtual connector for twinax cables	V:TWX CONNECTOR-PY	
SFP+ active Twinax Cable Fujitsu	2x .. 4x	customized cable length	S26361-F3989-E600	see table at the bottom of this page
SFP+ active Twinax Cable Brocade	2x .. 4x	(best fitting cable length is defined during rack installation at the factory)	S26361-F3873-E500	
SFP+ passive Twinax Cable Cisco - Sold Out	2x .. 4x		S26361-F4571-E500	

max. 1x per cage

max. 1x per system

1Gb Ethernet network components

1Gb Ethernet controller with RJ45 interface (1000BASE-T)

PLAN CP 2x1Gbit Cu Intel I350-T2 LP	3x	2 port, Intel	S26361-F4610-E202	S26361-F4610-L502
PLAN CP 4x1Gbit Cu Intel I350-T4 LP	3x	4 port, Intel	S26361-F4610-E204	S26361-F4610-L504

max. 3 Controller per system

10/1Gb Ethernet network components

10GBASE-T

10/1Gb Ethernet network adapters with RJ45 interface (10GBASE-T)

Dual speed support, auto-sense: supports 10Gbps and 1Gbps line rate per-port.
Only Cavium adapters provide Universal RDMA capabilities, both iWARP and RoCE. Intel adapters don't provide any. Emulex adapters are close to end of sales.

PLAN EP QL41112 2x10GBASE-T LP	3x	2 port NIC with Universal RDMA, Cavium QL41112HLR]	S26361-F4068-E202	S26361-F4068-L502
PLAN EP QL41134 4x10GBASE-T LP	3x	4 port NIC with Universal RDMA, Cavium QL41134HLR]	S26361-F4068-E204	S26361-F4068-L504
PLAN EP X550-T2 2x10GBASE-T LP	3x	2 port NIC, Intel X550-T2	S26361-F3948-E202	S26361-F3948-L502
PLAN EP X710-T4 4x10GBASE-T LP	3x	4 port NIC, Intel X710-T4	S26361-F3948-E204	S26361-F3948-L504
PLAN EP OCe14102 2x 10GBase-T LP	2x	2 port NIC, Emulex OCe14102	S26361-F5557-E201	S26361-F5557-L501

max. 3 adapters per server system

10G SFP+

10/1Gb Ethernet network adapters with SFP+ cage. Adapter ships with empty cages.

Each cage consumes 1x optical SFP+ transceiver per port, or 1x twinax cable per port, or 1x DAC cable per port.
Dual rate 10G/1G support requires 10G/1G Dual Rate SFP+ Optical Transceiver Modules.
Only Cavium adapters provide Universal RDMA capabilities, both iWARP and RoCE. Intel adapters don't provide any.

For Converged Network Adapter features such as iSCSI, iSCSI Offload, FCoE please select the PCNA EP QL41262 from the Converged Ethernet network adapters section

PLAN EP QL41132 2x10Gb SFP+ LP	3x	2 port NIC with Universal RDMA, Cavium QL41132HLCU	S26361-F4069-E202	S26361-F4069-L502
PLAN EP X710-DA2 2x10Gb SFP+ LP	3x	2 port NIC, Intel X710-DA2	S26361-F3640-E202	S26361-F3640-L502
PLAN EP X710-DA4 4x10Gb SFP+ LP	1x	4 port NIC, Intel X710-DA4	S26361-F3640-E204	S26361-F3640-L504

Optional, 10Gb SFP+ optical transceiver module, select one per cage

SFP+ Optical Transceiver 10G Single Rate SR	2x .. 4x	LC, MMF / SR SFP+ module, up to 400m, Finisar	S26361-F3986-E3	S26361-F3986-L3
SFP+ Optical Transceiver 10G Single Rate LR	2x .. 4x	LC, SMF / LR SFP+ module, up to 10km, Finisar	S26361-F3986-E4	S26361-F3986-L4
SFP+ Optical Transceiver 10G/1G Dual Rate SR	2x .. 4x	LC, MMF / SR SFP+ module, up to 400m, Intel	S26361-F3986-E5	S26361-F3986-L5
SFP+ Optical Transceiver 10G/1G Dual Rate LR	2x .. 4x	LC, SMF / LR SFP+ module, up to 10km, Intel	S26361-F3986-E6	S26361-F3986-L6
"Virtual Connector" for Twinax cables	2x .. 4x	Enablement for System Architect	V:TWX CONNECTOR-PY	
SFP+ active Twinax Cable Fujitsu	2x .. 4x	Customized length. Best fitting length selected at rack factory installation.	S26361-F3989-E600	see table at the bottom of this page
SFP+ active Twinax Cable Brocade	2x .. 4x		S26361-F3873-E500	

Max. 2x SFP+, DAC, or Twinax Cable per 2 port adapter. Max. 4x SFP+, DAC, or Twinax Cable per 4 port adapter.

max. 3 adapters per server system

10Gb Ethernet controller with SFP+ interface (for SFP+ modules or twinax cables, Emulex)				
Emulex adapters are close to end of sales.				
For Converged Network Adapter features such as iSCSI, iSCSI Offload, FCoE please select the PCNA EPOCe14102 from the Converged Ethernet network adapters section.				
PLAN EP OCe14102 2x10Gb LP	2x	2 port NIC, Emulex OCe14102	S26361-F5536-E202	S26361-F5536-L502
optional 10Gb SFP+ module with LC connector for Emulex controller				
PCNA SFP+ MMF Modul OCe14102	4x	MMF / SR SFP+ module, up to 400m, Emulex	S26361-F5250-E110	S26361-F5250-E110
Twinax Anschlussplatz Primergy	4x	virtual connector for twinax cables	V:TWX CONNECTOR-PY	
SFP+ active Twinax Cable Fujitsu	4x	customized cable length	S26361-F3989-E600	see table at the bottom of this page
SFP+ active Twinax Cable Brocade	4x	(best fitting cable length is defined during rack installation at the factory)	S26361-F3873-E500	
<i>max. 2x SFP+ or Twinax Cable per controller</i>				
max. 2 Controller per system				

10Gb Converged Ethernet network components

25Gb Converged Ethernet network components

10G SFP+

25G SFP28

10/25Gb Converged Ethernet network adapters with SFP+/SFP28 cages. Adapter ships with empty cages.				
10G: Each cage consumes 1x optical SFP+ transceiver per port, or 1x twinax cable per port, or 1x DAC cable per port. Dual rate 10G/1G transceivers will work at 10G line rate only.				
25G: Each cage consumes 1x optical SFP28 transceiver per port, or 1x 25G DAC cable per port. 25G transceivers will work at 25G line rate only.				
iSCSI and iSCSI Offload support will not be included in the initial hardware release. If you wish to get support for FCoE please submit a Release Request with the desired PRIMERGY server system configuration SAR/XLSX file attachment as described in the process.				
PCNA EP QL41262 2x10/25Gb SFP+/SFP28 LP	3x	2 port CNA with FCoE, iSCSI Offload, Universal RDMA, Cavium QL41262HLCU	S26361-F4070-E202	S26361-F4070-L502
Optional, 10Gb SFP+ optical transceiver module, one per cage or port				
SFP+ Optical Transceiver 10G Single Rate SR	2x	LC, MMF / SR SFP+ module, up to 400m, Finisar	S26361-F3986-E3	S26361-F3986-L3
SFP+ Optical Transceiver 10G Single Rate LR	2x	LC, SMF / LR SFP+ module, up to 10km, Finisar	S26361-F3986-E4	S26361-F3986-L4
SFP+ Optical Transceiver 10G/1G Dual Rate SR	2x	LC, MMF / SR SFP+ module, up to 400m, Intel	S26361-F3986-E5	S26361-F3986-L5
SFP+ Optical Transceiver 10G/1G Dual Rate LR	2x	LC, SMF / LR SFP+ module, up to 10km, Intel	S26361-F3986-E6	S26361-F3986-L6
"Virtual Connector" for Twinax cables	2x	Enablement for System Architect	V:TWX CONNECTOR-PY	
SFP+ active Twinax Cable Fujitsu	2x	Customized length. Best fitting length selected at rack factory installation.	S26361-F3989-E600	see table at the bottom of this page
SFP+ active Twinax Cable Brocade	2x		S26361-F3873-E500	
<i>Max. 2x SFP+, DAC, or Twinax Cable per adapter</i>				
Optional, 25Gb SFP28 optical transceiver module with LC connector, each cage consumes one.				
SFP28 Optical Transceiver 25G SR MMA2P00-AS LC	2x	MMF / SR SFP28 module, Mellanox. Max reach supported 100m	S26361-F4054-E701	S26361-F4054-L701
SFP28 Optical Transceiver 25G SR E25GSFP28SR LC	2x	MMF / SR SFP28 module, Intel. Max reach supported 30m	S26361-F4055-E701	S26361-F4055-L701
"Virtual Connector" for DAC/AOC cables	2x	Enablement for System Architect	V:DAC/AOC-CONNECTOR-25	
25G DAC - Brocade	2x	DAC are not in Fujitsu's portfolio yet. Thus, test only and purchase from switch vendors.		
25G DAC - Cisco	2x			
25G DAC - Intel	2x			
25G AOC - Brocade	2x	AOC are not in Fujitsu's portfolio yet. Thus, test only and purchase from switch vendors.		
25G AOC - Cisco	2x			
25G AOC - Intel	2x			
<i>Max. 2x SFP28, 25G DAC, or 25G AOC per adapter</i>				
max. 3x adapters per system				

10Gb Ethernet controller with SFP+ interface (for SFP+ modules or twinax cables, Emulex)				
PCNA EP OCe14102 2x 10Gb LP	2x	2 port CNA with FCoE & RDMA, Emulex	S26361-F5250-E201	S26361-F5250-L501
optional 10Gb SFP+ module with LC connector for Emulex controller, each cage consumes one.				
PCNA SFP+ MMF Modul OCe14102	2x	MMF / SR SFP+ module, up to 400m, Emulex	S26361-F5250-E110	S26361-F5250-E110
Twinax Anschlussplatz Primergy	2x	virtual connector for twinax cables	V:TWX CONNECTOR-PY	
SFP+ active Twinax Cable Fujitsu	2x	customized cable length	S26361-F3989-E600	see table at the bottom of this page
SFP+ active Twinax Cable Brocade	2x	(best fitting cable length is defined during rack installation at the factory)	S26361-F3873-E500	
<i>max. 2x SFP+ or Twinax Cable per controller</i>				
max. 2 Controller per system				

25/10Gb Ethernet network components

10G SFP+

25G SFP28

25/10Gb Ethernet network adapter with 2x SFP28 cages (requires twinax cables or optical transceiver SFP28 or SFP+ modules)				
Dual speed support, auto-sense - supports 25Gbps and 10Gbps line rate per-port. Your choice of optical transceiver decides about the actual line rate.				
Only Cavium adapters provide Universal RDMA capabilities, both iWARP and RoCE. Mellanox adapters provide RoCE RDMA only. Intel adapters don't provide any.				
PLAN EP QL41212 25Gb 2p SFP28 LP	3x	2 port NIC with Universal RDMA: iWARP & RoCE, Cavium QL41212	S26361-F4056-E202	S26361-F4056-L502
PLAN EP MCX4-LX 25Gb 2p SFP28 LP	3x	2 port NIC with RDMA: RoCE, Mellanox ConnectX4-LX	S26361-F4054-E202	S26361-F4054-L502

PLAN EP XXV710-DA2 2x25Gb LP	3x	2 Port NIC, Intel XXV710-DA2	S26361-F4055-E202	S26361-F4055-L502
Optional, 25Gb SFP28 optical transceiver module with LC connector, each cage consumes one.				
SFP28 Optical Transceiver 25G SR MMA2P00-AS LC	2x	MMF / SR SFP28 module, Mellanox. Max reach supported 100m	S26361-F4054-E701	S26361-F4054-L701
SFP28 Optical Transceiver 25G SR E25GSFP28SR LC	2x	MMF / SR SFP28 module, Intel. Max reach supported 30m	S26361-F4055-E701	S26361-F4055-L701
"Virtual Connector" for DAC/AOC cables	2x	Enablement for System Architect	V:DAC/AOC-CONNECTOR-25	
25G DAC - Brocade	2x	DAC are not in Fujitsu's portfolio yet. Thus, test only and purchase from switch vendors.		
25G DAC - Cisco	2x			
25G DAC - Intel	2x			
25G AOC - Brocade	2x			
25G AOC - Cisco	2x			
25G AOC - Intel	2x	AOC are not in Fujitsu's portfolio yet. Thus, test only and purchase from switch vendors.		
<i>Max. 2x SFP28, 25G DAC, or 25G AOC per adapter</i>				
Optional, 10Gb SFP+ optical transceiver module, each cage consumes one.				
SFP+ Optical Transceiver 10G Single Rate SR	2x	LC, MMF / SR SFP+ module, up to 400m, Finisar	S26361-F3986-E3	S26361-F3986-L3
SFP+ Optical Transceiver 10G Single Rate LR	2x	LC, SMF / LR SFP+ module, up to 10km, Finisar	S26361-F3986-E4	S26361-F3986-L4
SFP+ Optical Transceiver 10G/1G Dual Rate SR	2x	LC, MMF / SR SFP+ module, up to 400m, Intel	S26361-F3986-E5	S26361-F3986-L5
SFP+ Optical Transceiver 10G/1G Dual Rate LR	2x	LC, SMF / LR SFP+ module, up to 10km, Intel	S26361-F3986-E6	S26361-F3986-L6
"Virtual Connector" for Twinax cables	2x	Enablement for System Architect	V:TWX CONNECTOR-PY	
SFP+ active Twinax Cable Fujitsu	2x	Customized length. Best fitting length selected at rack factory installation.	S26361-F3989-E600	see table at the bottom of this page
SFP+ active Twinax Cable Brocade	2x		S26361-F3873-E500	
<i>Max. 2x SFP+, DAC, or Twinax Cable per adapter</i>				
max. 3x adapters per system				

25/10Gb Ethernet controller with 2x SFP28 cages (for twinax cables or optical transceiver SFP+ modules)				
Dual speed support, auto-sense - supports 25Gbps and 10Gbps line rate per-port.				
Note: This is not the most current product. The successor product is PLAN EP QL41212.				
PLAN EP QL45212 2x25Gb LP	2x	Dual Port NIC, RoCE RDMA, WS2016, Qlogic	S26361-F5622-E202	S26361-F5622-L502
optional 25G DAC				
<i>max. 2x 25G DAC per controller</i>				
optional 10Gb SFP+ module with LC connector for Fujitsu / Intel / Qlogic based controller				
SFP+ Transceiver Module MMF 10GbE LC	4x	MMF / SR SFP+ module, up to 400m	S26361-F3986-E3	S26361-F3986-L3
SFP+ Transceiver Module SMF 10GbE LC	4x	SMF / LR SFP+ module, up to 10km	S26361-F3986-E4	S26361-F3986-L4
Twinax Anschlussplatz Primergy	4x	virtual connector for twinax cables	V:TWX CONNECTOR-PY	
SFP+ active Twinax Cable Fujitsu	4x	customized cable length (best fitting cable length is defined during rack installation at the factory)	S26361-F3989-E600	see table at the bottom of this page
SFP+ active Twinax Cable Brocade	4x		S26361-F3873-E500	
<i>max. 2x SFP+ or Twinax Cable per controller</i>				
max. 2 Controller per system				

40Gb Ethernet network components

40Gb Ethernet controller with QSFP cage (requires DAC, AOC cables or optical transceiver QSFP modules)				
Supports 40Gbps line rate per-port				
PLAN EP MCX4-EN 40Gb 2p QSFP LP	3x	Dual Port NIC, RoCE RDMA, Mellanox	S26361-F4053-E202	S26361-F4053-L502
Optional, 40Gb QSFP Optical Transceiver module with MPO connector for PLAN EP MCX4-EN 40Gb 2p QSFP				
QSFP 40G SR4L MPO 850nm 30m MC2210411-SR4L	2x	MMF / SR4L QSFP module, Mellanox. Max reach supported 30m	S26361-F4053-E701	S26361-F4053-L701
QSFP 40G SR4 MPO 850nm 150m MC2210411-SR4	2x	MMF / SR4 QSFP module, Mellanox. Max reach supported 150m	S26361-F4053-E702	S26361-F4053-L702
"Virtual Connector" for DAC/AOC cables	2x	Enablement for System Architect	V:DAC/AOC-CONNECTOR-40	
40G DAC - Cisco	2x	DAC are not in Fujitsu's portfolio yet. Thus, test only and purchase from switch vendors.		
40G DAC - Mellanox	2x			
40G AOC - Cisco	2x			
40G AOC - Mellanox	2x	AOC are not in Fujitsu's portfolio yet. Thus, test only and purchase from switch vendors.		
<i>max. 2x QSFP or DAC, AOC per PLAN EP MCX4-EN 40Gb 2p QSFP</i>				
max. 3x PLAN EP MCX4-EN 40Gb 2p QSFP				

100Gb Ethernet network components

100Gb Ethernet controller with 1x QSFP28 cage (requires twinax cables or optical transceiver QSFP28 modules)				
Supports 100Gbps line rate. Supports 100Gbps to Quad 25/10Gbps through a splitter DAC cable, thus substitutes a quad port 25/10GbE adapter. Splitter DAC cables are not introduced at Fujitsu. See Cavium Qlogic FastLinQ QL45611 user manual for supported splitter DAC brands and types.				
PLAN EP QL45611 100Gb 1p QSFP28 LP	3x	Single Port NIC, RoCE RDMA, Cavium	S26361-F4057-E201	S26361-F4057-L501
Optional, 100Gb QSFP28 Optical Transceiver module with MPO connector for PLAN EP QL45611 100Gb 1p QSFP28				
QSFP28 100G SR4 MPO 850nm 100m MMA1B00-C100D	1x	MMF / SR4 QSFP28 module, Mellanox. Max reach supported 100m	S26361-F4052-E701	S26361-F4052-L701
QSFP28 100G PSM4 1310nm 500m MMS1C10-CM	1x	MMF / SR QSFP28 module, Mellanox. Max reach supported 500m	S26361-F4052-E801	S26361-F4052-L801
"Virtual Connector" for DAC/AOC cables	1x	Enablement for System Architect	V:DAC/AOC-CONNECTOR-100	
Splitter 100G/4x25G DAC	1x	Splitter DAC are not in Fujitsu's portfolio yet.		

Splitter 100G/4X10G DAC	1x	Thus, purchase from switch vendors.	
100G DAC - Cisco	1x	DAC are not in Fujitsu's portfolio yet. Thus, test only and purchase from switch vendors.	
100G DAC - Mellanox	1x	AOC are not in Fujitsu's portfolio yet. Thus, test only and purchase from switch vendors.	
100G AOC - Cisco	1x	AOC are not in Fujitsu's portfolio yet. Thus, test only and purchase from switch vendors.	
100G AOC - Mellanox	1x	AOC are not in Fujitsu's portfolio yet. Thus, test only and purchase from switch vendors.	
<i>Max. 1x QSFP28 or DAC/AOC Cable per PLAN EP QL45611 100Gb 1p QSFP28</i>			
max. 3x PLAN EP QL45611 100Gb 1p QSFP28			

100Gb Ethernet controller with 1x QSFP28 cage (requires twinax cables or optical transceiver QSFP28 modules)				
Supports 100Gbps line rate				
PLAN EP MCX4-EN 100Gb 1p QSFP28 LP	3x	Single Port NIC, RoCE RDMA, Mellanox	S26361-F4052-E201	S26361-F4052-L501
Optional, 100Gb QSFP28 Optical Transceiver module with MPO connector for PLAN EP MCX4-EN 100Gb 1p QSFP28				
QSFP28 100G SR4 MPO 850nm 100m MMA1B00-C100D	1x	MMF / SR4 QSFP28 module, Mellanox. Max reach supported 100m	S26361-F4052-E701	S26361-F4052-L701
QSFP28 100G PSM4 1310nm 500m MMS1C10-CM	1x	MMF / SR QSFP28 module, Mellanox. Max reach supported 500m	S26361-F4052-E801	S26361-F4052-L801
"Virtual Connector" for DAC/AOC cables	1x	Enablement for System Architect	V:DAC/AOC-CONNECTOR-100	
100G DAC - Cisco	1x	DAC are not in Fujitsu's portfolio yet. Thus, test only and purchase from switch vendors.		
100G DAC - Mellanox	1x	AOC are not in Fujitsu's portfolio yet. Thus, test only and purchase from switch vendors.		
100G AOC - Cisco	1x	AOC are not in Fujitsu's portfolio yet. Thus, test only and purchase from switch vendors.		
100G AOC - Mellanox	1x	AOC are not in Fujitsu's portfolio yet. Thus, test only and purchase from switch vendors.		
<i>Max. 1x QSFP28 or DAC/AOC Cable per PLAN EP MCX4-EN 100Gb 1p QSFP28</i>				
max. 3x PLAN EP MCX4-EN 100Gb 1p QSFP28				

Q

Q

System configurator and order-information guide
PRIMERGY RX2540 M1 Status 2016-03-31**Network cables for later upgrade**

Fujitsu active SFP+ Twinax 10Gb cable	
SFP+ active Twinax Cable Fujitsu 2m	S26361-F3989-L102
SFP+ active Twinax Cable Fujitsu 5m	S26361-F3989-L105
SFP+ active Twinax Cable Fujitsu 10m	S26361-F3989-L110

Brocade active SFP+ Twinax 10Gb cable	
SFP+ active Twinax Cable Brocade 1m	S26361-F3873-L501
SFP+ active Twinax Cable Brocade 3m	S26361-F3873-L503
SFP+ active Twinax Cable Brocade 5m	S26361-F3873-L505

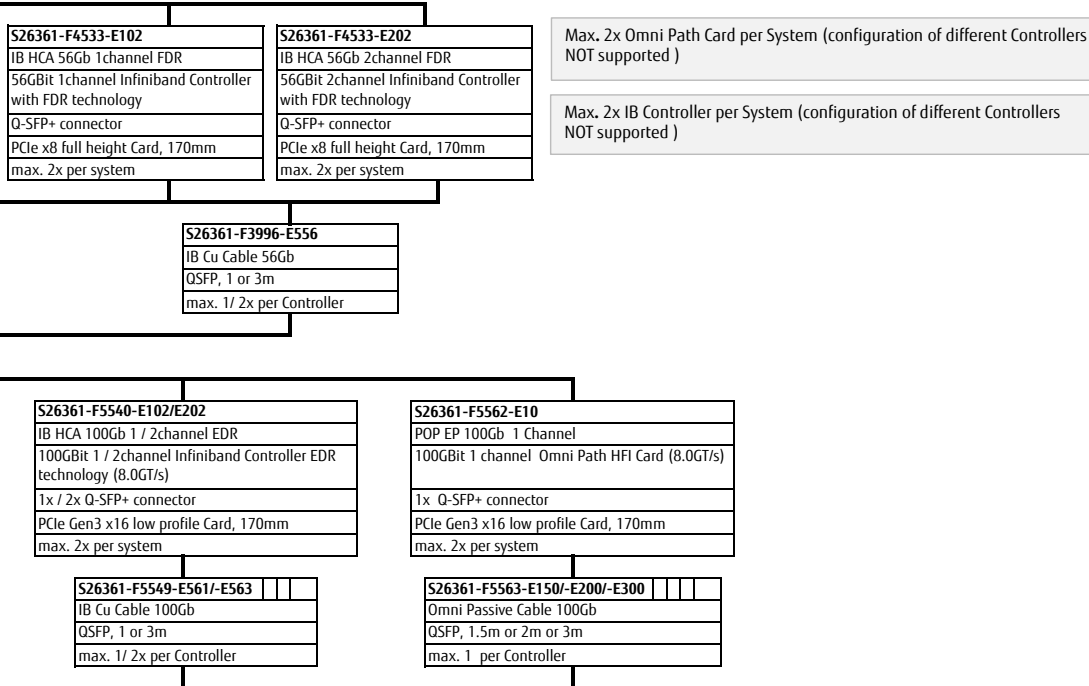
R

Chapter 11 - Fibre Channel Controller

K

32Gb Fibre Channel controller generation 6 with LC interface for 50µm optical cables (OM3 or OM4)				
Supports 32Gb, 16Gb, and 8Gb				
PFC EP LPe32000 1x 32Gb LP	2x	1 port, low profile, Broadcom/Emulex	S26361-F4044-E201	S26361-F4044-L501
PFC EP LPe32002 2x 32Gb LP	2x	2 port, low profile, Broadcom/Emulex	S26361-F4044-E202	S26361-F4044-L502
PFC EP QLE2740 1x 32Gb LP	3x	1 port, low profile, Cavium/Qlogic	S26361-F4043-E201	S26361-F4043-L501
PFC EP QLE2742 2x 32Gb LP	3x	2 port, low profile, Cavium/Qlogic	S26361-F4043-E202	S26361-F4043-L502
16Gb Fibre Channel controller generation 6 with LC interface for 50µm optical cables (OM3 or OM4)				
Supports 16Gb, 8Gb, and 4Gb				
PFC EP LPe31000 1x 16Gb LP	3x	1 port, low profile, Broadcom/Emulex	S26361-F5596-E201	S26361-F5596-L501
PFC EP LPe31002 2x 16Gb LP	3x	2 port, low profile, Broadcom/Emulex	S26361-F5596-E202	S26361-F5596-L502
PFC EP QLE2690 1x 16Gb LP	3x	1 port, low profile, Cavium/Qlogic	S26361-F5580-E201	S26361-F5580-L501
PFC EP QLE2692 2x 16Gb LP	3x	2 port, low profile, Cavium/Qlogic	S26361-F5580-E202	S26361-F5580-L502
max. 3 Controller per system (mixed configurations are supported)				

Chapter 13 - Infiniband Controllers



Network Components, Controller and cables for later upgrade

56Gbit/s 1ch Infiniband Controller	S26361-F4533-L102
56Gbit/s 2ch Infiniband Controller	S26361-F4533-L202
100Gbit/s 1ch Infiniband Controller	S26361-F5540-L102
100Gbit/s 2ch Infiniband Controller	S26361-F5540-L202
QSFP, IB 56Gb, 1m	S26361-F3996-L561
QSFP, IB 56Gb, 3m	S26361-F3996-L563
QSFP, IB 100Gb, 1m	S26361-F5549-L561
QSFP, IB 100Gb, 3m	S26361-F5549-L563
Omni Path**	
100Gbit/s 1ch Omni Path HFI Card	S26361-F5562-L10
QSFP, Omni 100Gb, 1.5m	S26361-F5563-L150
QSFP, Omni 100Gb, 2m	S26361-F5563-L200
QSFP, Omni 100Gb, 3m	S26361-F5563-L300

**as soon as available

L

Chapter 14 - Power supply unit, power cable, certifications, region kits

M

Power supply unit

modular redundant Power Supply

2nd PSU for redundancy

occupies hot plug PSU slot, min. 1 / max. 2x per system

input nominal voltage (AC): 100V-240V, max: 90V-264V; input dropout 10ms/100% load, 47Hz-63Hz

450W platinum PSU	94% eff.		S26113-F575-E13	S26113-F575-L13
800W platinum PSU	94% eff.		S26113-F574-E13	S26113-F574-L13
800W titanium PSU	96% eff.	nom. 220-240V, max. 180-264V	S26113-F615-E10	S26113-F615-L10
1200W platinum PSU	94% eff.	100V: 1000W, 90V: 900W	S26113-F616-E10	S26113-F616-L10

DC PSU

800W PSU DC	92% eff.	48V DC, powercord see below	S26113-F624-E10	S26113-F624-L10
1300W PSU HVDC	94% eff.	380V DC, powercord: PRIMERGY-PM	S26113-F626-E10	S26113-F626-L10

Dummy module instead PSU

Dummy module for closing the 2nd PSU hole, in case only 1 PSU is equipped, max. 1x per system			S26113-F574-E99	
--	--	--	-----------------	--

Power cord option for Rack Server, 1x per PSU

Cable powercord rack, 1.8m, black, IEC 320 C14 -> C13 (10A plug)	T26139-Y1968-E180	T26139-Y1968-L180
Cable powercord rack, 2.5m, black, IEC 320 C14 -> C13 (10A plug)	T26139-Y1968-E250	T26139-Y1968-L250
Cable powercord rack, 4m, black, IEC 320 C14 -> C13 (10A plug)	T26139-Y1968-E100	T26139-Y1968-L10
Cable powercord (USA) 15A, 1.8m, black, NEMA 5-15 connector 498G -> C13 (plug), 15A, , rack or wall	T26139-Y1741-E90	T26139-Y1741-L90
Cable powercord (Taiwan), 1.8m, rack or wall	T26139-Y1757-E10	T26139-Y1757-L10
Cable powercord -48V DC, 4m, black	T26139-Y4024-E10	T26139-Y4024-L10
Cable powercord (D, A, B, F, NL, FIN, N, S, E, P, RUS, TR), 1.8m, grey		T26139-Y1740-L10
Cable powercord (UK, IR), 1.8m, grey		T26139-Y1744-L10
Cable powercord (I), 1.8m, grey		T26139-Y1745-L10
Cable powercord (DK), 1.8m, grey		T26139-Y1746-L10
Cable powercord (ISR), 2.5m, black		T26139-Y1747-L10
Cable powercord (AUS/NZ), 1.8m, grey		T26139-Y1748-L10
no power cord	T26139-Y3850-E10	

Region Kits, 1x per System

Region Kit Europe, Contains warranty sheet and safety instructions in German, English, French, Spanish, Italian, Polish, Russian and Welsh language	S26361-F1452-E140	
Region Kit APAC/EMEA/India, Contains warranty sheet and safety instructions for APAC, EMEA and India	S26361-F1452-E100	
Region Kit America, Contains warranty sheet, registration hints and safety instructions for America	S26361-F1452-E130	

Certifications, Made in Germany Sticker, optional 1x per system

Certification for China, (CCC), Reduced component selection possible, only with no power cord option	S26361-F3301-E120	
Certification for India, (BIS), Reduced component selection possible, only with no power cord option	S26361-F3301-E123	
Made in Germany sticker	S26361-F3301-E100	

N

Chapter 15 - Accessories

Q

<http://www.fujitsu.com/fts/products/computing/peripheral/accessories/index-facts.html>

USB sticks (FOR PROJECTS ONLY) - no standard release		
ADATA USB 3.0 Flash Stick UE700 - 32GB		S26391-F6048-L332
ADATA USB 3.0 Flash Stick UE700 - 64GB		S26391-F6048-L364



USB Optical Disc Drive	
External Ultra Slim Portable DVD Writer (Hitachi-LG)	S26341-F103-L142



R

Chapter 16 - others

0

S26361-F1790-E243
S26361-F1790-L244
iRMC S4 advanced pack / S5 alternatively
integrated remote Management controller activation key for graphical console redirection and remote media redirection
max. 1x per system

Advanced Thermal design cannot be combined with the Flash backup unit of the RAID controllers

S26361-F1790-E311
embedded Lifecycle Management (eLCM)
Server Online Update
OS driver Update
Hardware firmware update
Server Offline Update
Hardware update via Update Manager Express
PrimeCollect
Autonomous creation of Primecollect archives
Creation and use of PrimeCollect archives over AIS connect
Custom Image (Jukebox function)
Automatic and manual download of CD and DVD Images
Automatic and manual start of CD and DVD Images
max. 1x per system

Loose delivery
eLCM Activation Pack (Node Locked License)
BDL:ELCM-PACK
options contains:
- 16GB SD card
- Paper with TAN for Licensekey

S26361-F3776-E440
Cool-safe [®] Advanced Thermal design 40°C
enables the PRIMERGY Server to cope with temperatures from 5-40° in operating mode due to extended Fan settings
this setting can be activated ex factory only
max. 1x per system

S26361-F3776-E445
Cool-safe [®] Advanced Thermal design 45°C
enables the PRIMERGY Server to cope with temperatures from 5-45° in operating mode due to extended Fan settings
this setting can be activated ex factory only
max. 1x per system

S26361-F3552-E100
S26361-F3552-L100
TPM 2.0 Module SPI
max. 1x per system

S26361-F3552-E101
TPM 1.2 Module SPI
max. 1x per system

S26361-F3120-E3
S26361-F3120-L3
serial port (RS232)
serial port (RS232) mounted on a low profile PCIe slot
max. 1x per system

You would like to add some customer specific solutions?



With our made4you service we fulfill any



individual requirement and wish of our customers perfectly - e.g.

- > special hardware configurations,
- > staging services ex factory,
- > extended lifecycle management,
- > customer specific logos, component,
- > BIOS fixes and many more.

For further information please contact us via customer.projects@ts.fujitsu.com.



Fujitsu Portfolio

Build on industry standards, Fujitsu offers a full portfolio of IT hardware and software products, services, solutions and cloud offering, ranging from clients to datacenter solutions and includes the broad stack of Business Solutions, as well as the full stack of Cloud offering. This allows customers to leverage from alternative sourcing and delivery models to increase their business agility and to improve their IT operation's reliability.

Your Server is ready

Date of change [dd.mm.yyyy]	Folder / order code / description	Name	What has been changed / comment
22.03.2016		Sven Pilz	First Draft
22.07.2016		Sven Pilz / U. Lösch	Ethernet section update
22.07.2016		K.D.Ruf	RAM section update
12.08.2016		S. Pilz	RAID section update; base update; "description" updated, scheme pictures updated
23.08.2016		Klaus-D. Ruf	TPM Module update
25.08.2016		Johannes Linne	update RAID
02.09.2016		Klaus-D. Ruf	Minor description change on RAM page
19.09.2016	T26139-Y4024-E/L10	Johannes Linne	add power cable for 48DC PCU
11.10.2016		Fabian Seil	added memory order codes
19.10.2016		Johannes Linne	RAID folder was updated, visual improvement
20.10.2016		Fabian Seil	RAID page was updated
21.10.2016	HDD_SSD	Tatsuya Sudo	updated
31.10.2016	LAN_FC	U. Lösch	Added: LAN 25GbE, FC 32Gb. Deleted: LAN 40GbE, QSFP+, FC
03.11.2016	S26341-F103-L140	Fabian Seil	changed to new USB Optical Disc Drive
08.11.2016	RAID	Johannes Linne	Added Cougar5 with 2GB Cache, 8 Ports
08.11.2016	LAN_FC	U. Lösch	Cosmetic: "Link" removed to SFP
09.11.2016	IB	Shinho H	edit IB, add Omni Path
18.11.2016	RAM	Klaus-D. Ruf	Mirrored Channel Mode text modified
19.11.2016	RAM	Fabian Seil	Order codes corrected
05.12.2016	HDD_SSD / S26361-F5630/F5632-*	Tatsuya Sudou	added
26.12.2016	HDD_SSD / S26361-F5635/F5636/F5638-*	Tatsuya Sudou	added
26.12.2016	HDD_SSD / SED	Tatsuya Sudou	added
06.01.2017	HDD_SSD / S26361-F5592/F5593-*	Tatsuya Sudou	removed
06.01.2017	HDD_SSD / S26361-F5588/F5589-E120/L120	Tatsuya Sudou	removed
17.01.2017	LAN	U. Lösch	Ethernet: final section update
17.01.2017	FC	U. Lösch	Fibre Channel: final section update
17.01.2017	GPU	Takayuki Sasaki	added S26361-F2748-E638
17.01.2017	LAN	U. Lösch	Typo and Drawing Dynamic LOM
20.01.2017	HDD_SSD / S26361-F5648/F5649/F5650-*	Tatsuya Sudou	added
24.01.2017	USB devices	Michail Maridakis	Picture typo corrected
26.01.2017	CPU section updated	Sven Pilz	Adjusted to most current INTEL RM status
27.01.2017	Description	Sven Pilz	4x2,5" / 8x2,5" pictures (upgrade kit code)
27.01.2017	base	Sven Pilz	bulk codes added
30.01.2017	general	Sven Pilz	file header updated
30.01.2017	Description	Sven Pilz	schematics updated
30.01.2017	others	Sven Pilz	added eLCM
31.01.2017	Rack installation	M. Matsubara	Replaced Rack installation ex works from old one
03.02.2017	USB devices	M. Maridakis	Updated
07.02.2017	HDD_SSD / SED / S26361-F5632-L240	Tatsuya Sudou	note for SED updated / order code corrected
14.02.2017	RAID folder changed	Johannes Linne	used new template
07.03.2017	correct: S26361-F3847-E202, -E204	Johannes Linne	Update, changed from E502 / E504 (wrong)
08.03.2017	CPU page Update	Fabian Seil	specifications and order codes added
16.03.2017	RAM	Fabian Seil	Mirrored Channel Mode updated
23.03.2017	HDD_SSD / Note / F5583-*/ F5648-*	Tatsuya Sudou	updated / removed / Capacity changed
28.03.2017	PRAID EP520i, 540i, 580i	Fabian Seil	CacheCade deleted
29.03.2017	S26361-F5243-E4/L4	Fabian Seil	comment added
30.03.2017	S26361-F3849-E100	Fabian Seil	cooling kit added
31.03.2017	RAM	Fabian Seil	Mirrored Channel Mode text modified
06.04.2017	PCNA EP OCec14102 2x10Gb DMF LP	U. Lösch	Deleted - No Drivers
07.04.2017	S26361-F5243-E124/L14 added	Johannes Linne	new larger heatsink for Cougar4 for Purley
11.04.2017	S26361-F1790-E311	R. Brunnbauer	eLCM corrected
27.04.2017	T26139-Y1757-E10/L10	Fabian Seil	powercord for Taiwan added
27.04.2017	USB Devices	M.Maridakis	New ext. ODD added
27.04.2017	PLAN EP QL45212	U.Lösch	Updated
09.05.2017	S26361-F3552-E101	Fabian Seil	added
09.05.2017	RAM	Fabian Seil	new order codes added
11.05.2017	PLAN EP X710-DA2 2x10Gb SFP+ LP	U. Lösch	2x --> 3x
18.05.2017	RAID	Fabian Seil	info-text added
06.06.2017	HDD_SSD / F5666/F5670/F5662/F5668-*	Tatsuya Sudou	Note updated / added
08.06.2017	CPU	Fabian Seil	order codes of loose components added
09.06.2017	CPU	Ladislav Meszaros	order codes of loose cooling kits added
13.06.2017	RAID	Fabian Seil	descriptions of FBU options changed
16.06.2017	HDD_SSD / F5614/F5617/F5612/F5615-*	Tatsuya Sudou	removed
16.06.2017	slot consumption PRAID EP5xx	Sven Pilz	added comment in yellow bottom box of EP5xx series
26.06.2017	S26361-F4042-E155, -E183	Johannes Linne	changed FBU cable length for int. RAID EP5xxi
26.06.2017	S26361-F5243-E155, -E175, -L115	Johannes Linne	changed FBU cable length for int. RAID EP4xxi
26.06.2017	GFX	Sven Pilz	Remark added to NVS315
29.06.2017	RAID	Fabian Seil	FBU options changed
04.07.2017	LAN	U. Lösch	PLAN EM blind panel - Deleted. Bypass instead.
05.07.2017	LAN	U. Lösch	OCe14102: Max 2 --> Max 3 Controller per system
07.07.2017	RAID; FBU	Johannes Linne	corrected comments for FBU, RAID in general

10.07.2017	others	Sven Pilz	Adjusted ATD codes
10.07.2017	several	Sven Pilz	adjustments due to "QA dropped" list
10.07.2017	Description	Sven Pilz	Picture adjusted
11.07.2017	PSU	Johannes Linne	Chapter updated
11.07.2017	HDD: S26361-F4042-E204	Johannes Linne	exclude 8/10TB SATA HDD from PRAID EP540i
12.07.2017	RAID	Fabian Seil	info-text changed
19.07.2017	LAN	U. Lösch	Added: 25/40/100GbE Ethernet Adapters, Mellanox
20.07.2017	HDD_SSD / S26361-F5648-* / PCIe SSD	Tatsuya Sudou	codes modified / DWPD corrected
20.07.2017	LAN	U. Lösch	Added: 10GbE Ethernet Adapter X710-DA4 4-Port, Intel
24.07.2017	HDD_SSD / F5673/F5675-* / F5531/F5532-E590	Tatsuya Sudou	added
07.08.2017	S26361-F3694-E3	Klaus-Dieter Ruf	Update of memory mirrored mode description
23.08.2017	S26361-F5243-E185	Johannes Linne	85cm FBU cable for 2.5" chassis and PRAID EP420e
23.08.2017	S26361-F5243-E155	Johannes Linne	55cm FBU cable for 3.5" chassis and PRAID EP420e
05.09.2017	HDD_SSD / Note	Tatsuya Sudou	removed for 2.5" 7.2K/15K HDD / added for M.2 drive
15.09.2017	LAN	U. Lösch	Cosmetic change DynamicLoM: cages and optical transceivers
27.09.2017	HDD_SSD / S26361-F5650-E640	Tatsuya Sudou	removed
27.09.2017	HDD_SSD / F5588/F5589-E240/E480	Tatsuya Sudou	removed (EOL)
28.09.2017	HDD_SSD / Notes for 8/10TB HDD	Tatsuya Sudou	corrected
13.10.2017	LAN	U. Lösch	Yellow: Mellanox Ethernet not before Dec 2017
19.10.2017	HDD_SSD / S26361-F4045-E64	Tatsuya Sudou	added
24.10.2017	LAN	U. Lösch	Added: F4055 25GbE Ethernet Adapter, Intel
25.10.2017	HDD_SSD	A. Spörl	exclusions for PRAID EP5xxi and PSAS CP400 and 8/10GB SATA HDD removed
25.10.2017	RAID	A. Spörl	note in Z68S51 changed
27.10.2017	RAID	S. Pilz	Corrected max. number of PRAID 420e in line /w T50
13.11.2017	HDD_SSD	Tatsuya Sudou	note for Dual microSD and DWPD for PCIe-SSD modified
13.11.2017	HDD_SSD	Tatsuya Sudou	max. number for AIC PCIe-SSD modified
30.11.2017	base	S. Pilz	corrected faulty entry about Ethernet chip
08.12.2017	S26361-F2748-E538		on special release only!
04.01.2018	LAN	U. Lösch	Yellow --> White: Mellanox Ethernet released. Max = 3/ea
15.01.2018	HDD_SSD / F5694/F5692-* / F5543/F5582	Tatsuya Sudou	/F5569-E124 / F5571/F5624/F3904-E120 added
15.01.2018	HDD_SSD	Tatsuya Sudou	exclusions for 8/10TB HDDs and PRAID EP540i added
17.01.2018	base	Sven Pilz	updated comment on LC
25.01.2018	RAID	Sven Pilz	correct amount of possible retimer card
31.01.2018	Xeon Silver 4114T	L. Meszaros	set to special release
13.02.2018	LAN	U. Lösch	PLAN EP QL41212 & QL45611 added
14.02.2018	RAM	A. Spörl	Rank sparing capa @ 3DS DIMMs updated
23.02.2018	RAID, S26361-F1592-L100	J. Linne	added comment for SAS Cable kit
02.03.2018	HDD_SSD / F5701/F5700/F5706/F5697-*	Tatsuya Sudou	added
13.03.2018	LAN	U. Lösch	S26361-F3640-E204 Max = 1, down from 3.
20.03.2018	LAN	U. Lösch	SFP28 S26361-F4055-E/L701 added for PLAN EP QL41212
21.03.2018	FC	U. Lösch	QLE274X S26361-F4043-E/L201, -E/L202 Max = 3, up from 2
19.04.2018	LAN	U. Lösch	Added: PLAN EP X710-T4 4x10GBASE-T
04.05.2018	PRAIDEP540i: old S26361-F4042-E204/L504	J.Linne	changed to S26361-F4042-E214 / L514 = small heatsink
17.05.2018	HDD_SSD / F4064-* / Dual M.2	Yuichi Sugiyama	added the Dual M.2
23.05.2018	HDD_SSD / F4064-* / Dual M.2	Yuichi Sugiyama	revised the description for VMware
16.06.2018	PSU: HVDC 1300W, S26113-F626-E10	J.Linne	removed comment "as soon as available"
25.06.2018	HDD_SSD / F5707-* / M.2 for VMware	Yuichi Sugiyama	added
04.07.2018	RAID	J.Linne	Added PRAID EP540e, special release, changed comments
11.07.2018	GFX	Takayuki Sasaki	Update Graphic card information in GFX tab.
01.08.2018	HDD_SSD / Dual M.2	Tatsuya Sudou	Notes updated
07.08.2018	HDD_SSD / S26361-F5709/F5710/F5711-*	Tatsuya Sudou	added
28.08.2018	S26113-F624-E10 -48V DC PSU	J.Linne	chnaged efficiency to 92%
31.08.2018	LAN / S26361-F4068-E202, L502	Ulrich Lösch	Added: PLAN EP QL41112 2x10GBASE-T LP
31.08.2018	LAN / S26361-F4068-E204, L504	Ulrich Lösch	Added: PLAN EP QL41134 4x10GBASE-T LP
31.08.2018	LAN / S26361-F4069-E202, L502	Ulrich Lösch	Added: PLAN EP QL41132 2x10Gb SFP+ LP
31.08.2018	LAN / S26361-F4070-E202, L502	Ulrich Lösch	Added: PCNA EP QL41262 2x10/25Gb SFP+/SFP28 LP
31.08.2018	LAN	Ulrich Lösch	Cosmetic changes: 25G Ethernet section