



HORNED FROGS BASKETBALL

FORT WORTH, TEXAS

SCHEDULE/RESULTS

NOVEMBER

Date	Opponent	Rank TCU/Opp	TV	Time/ Result
Wed. 7	CSU Bakersfield	20/-	FSSW Plus	W, 66-61
Sun. 11	Oral Roberts	20/-	FSSW	W, 79-62
Thu. 15	Fresno State	21/-	FSSW	W, 77-69
Tue. 20	Lipscomb	18/-	FSSW	L, 73-64
Mon. 26	Eastern Michigan	RV/-	FSSW	W, 87-69
Fri. 30	Central Michigan	RV/-	FSSW	W, 89-62

DECEMBER

Wed. 5	at SMU	RV/-	ESPN	W, 67-59
Fri. 7	vs. USC%	RV/-	FS1	W, 96-61
Sun. 16	Indiana State	RV/-	ESPN	W, 90-70
Sat. 22	Charlotte^	RV/-	ESPN3	W, 82-57
Sun. 23	Bucknell^	RV/-	ESPN2	W, 82-65
Tue. 25	Indiana State^	RV/-	ESPN2	W, 83-69
Dec. 28	Hawai'i Pacific	RV/-	None	Canceled

JANUARY

Sat. 5	Baylor*	RV/-	ESPN	W, 85-81
Wed. 9	at Kansas*	25/7	ESPN2	L, 77-68
Sat. 12	at Oklahoma*	25/23	FSSW	L, 76-74
Tue. 15	West Virginia*	RV/-	ESPN	W, 98-67
Sat. 19	at Kansas State*	RV/RV	ESPN2	L, 65-55
Wed. 23	Texas*	RV/-	ESPN	W, 65-61
Sat. 26	Florida#	RV/-	ESPN2	W, 55-51
Mon. 28	at Texas Tech*	RV/16	ESPN	L, 84-65

FEBRUARY

Sat. 2	at Baylor*	RV/-	ESPN	L, 90-64
Wed. 6	Oklahoma State*	-/-	ESPN	W, 70-68
Sat. 9	at Iowa State*	-/17	ESPN	W, 92-83
Mon. 11	Kansas*	RV/14	ESPN	L, 82-77 ^{OT}
Sat. 16	Oklahoma*	RV/-	ESPN2	L, 71-62
Mon. 18	at Oklahoma State*	-/-	ESPN	L, 68-61
Sat. 23	Iowa State*	-/19	ESPN2	W, 75-72
Tue. 26	at West Virginia*	-/-	ESPN	L, 104-96 ^{3OT}

MARCH

Sat. 2	Texas Tech*	-/11	ESPN2	3 p.m.
Mon. 4	Kansas State*	-/16	ESPN2	8 p.m.
Sat. 9	at Texas*	-	ESPN2	11 a.m.

Phillips 66 Big 12 Championship

Wed. 13	First Round	-	ESPN Net.	TBD
Thur. 14	Quarterfinals	-	ESPN Net.	TBD
Fri. 15	Semifinals	-	ESPN Net.	TBD
Sat. 16	Championship	-	ESPN Net.	TBD

ALL TIMES CENTRAL

* - Big 12 Conference game

^ - Diamond Head Classic (Honolulu, Hawaii)

% - Basketball Hall of Fame Classic (Los Angeles, Calif.)

- SEC Challenge/Big 12

FOLLOW TCU BASKETBALL

/TCUBasketball

@TCUBasketball

TCUMB

Website
www.GoFrogs.com

TCU ATHLETIC COMMUNICATIONS

MBB Contact: Steven Schoon // E: s.schoon@tcu.edu
O: 817-257-5299 // C: 620-218-1693

Address: Athletic Communications Office
TCU Box 297600 // Fort Worth, Texas, 76129

MARCH 2 | SCHOLLMAIER ARENA (6,800) | FORT WORTH, TEXAS | 3 PM



TCU Horned Frogs (18-10, 6-9)

HC: Jamie Dixon (TCU '87) ■ At TCU: 63-37 (3rd) ■ Career: 391-160 (16th)



VS. #11 TEXAS TECH Red Raiders (23-5, 11-4)

HC: Chris Beard (Texas '95) ■ At School: 68-29 (3rd) ■ Career: 228-78 (10th)

PROBABLE STARTERS

Po.	No.	Name	Hgt.	Wt.	Yr.	Ppg	Rpg	Apq	Hometown
G	25	Alex Robinson	6-1	180	Sr.	13.1	3.7	7.1	Fort Worth, Texas
G	1	Desmond Bane	6-5	215	Jr.	15.1	5.2	2.5	Richmond, Ind.
F	12	Kouat Noi	6-7	205	So.	15.1	4.6	1.1	Newcastle, Australia
F	15	JD Miller	6-8	235	Sr.	11.3	6.6	1.6	Dallas, Texas
C	21	Kevin Samuel	6-11	250	Rfr.	6.8	7.0	2.2*	Codrington Village, Barbuda

* blocks per game

NOTES

■ TCU will host two ranked teams over three days when it hosts No. 11 Texas Tech Saturday at 3 p.m. and No. 16 Kansas State Monday at 8 p.m.

■ The Frogs are 21-30 in Big 12 play under Dixon after going 9-9 last season, the most in their six seasons of the Big 12.

■ Alex Robinson ranks sixth in the nation at 7.1 assists per game. He is TCU's all-time assist leader at 616 and has 700 total when including his freshman season at Texas A&M. Robinson was Preseason Honorable Mention All-Big 12.

■ Desmond Bane (6th/15.1), Kouat Noi (7th/15.1) and Alex Robinson (11th/13.1) all rank in the top 11 in the Big 12 in scoring. No other team has three in the top 15.

■ Kevin Samuel ranks fourth in the Big 12 with 2.1 blocks per game and has recorded at least one block in the last 11 games. His 59 blocked shots is the most ever by a TCU freshman. He also ranks fifth in the Big 12, first among freshman, with 7.0 rebounds per game.

■ Kouat Noi, who has recorded a double-double in each of the last two games, has made at least one 3-pointer in 25 consecutive games, the third longest streak among major conference players. He ranks third in the Big 12 with 2.5 made threes per game.

■ The Horned Frogs rank 17th in the nation with 16.5 assists per game. For the third-straight year, TCU is leading the Big 12 in assists.

■ On TCU's current roster, only four played in a Big 12 game prior to this season. Six are freshmen or redshirt freshmen.

LAST TIME OUT

In a game with 13 ties and 21 lead changes, TCU's men's basketball team lost 104-96 in triple overtime to West Virginia Tuesday at WVU Coliseum. TCU, which tallied a season-high 18 steals, trailed for most of the game, but fought back at key times in the game. The Frogs trailed by six in regulation with 1:59 to play and were down three with 37 seconds in the second overtime. It was TCU's first triple overtime game since 2009. JD Miller scored a career-high 24 points. Kouat Noi recorded his second consecutive double-double with 17 points and 10 rebounds.

ABOUT THE OPPONENT

Texas Tech has won its last six games including an 84-80 overtime win against Oklahoma State last time out on Wednesday. The Red Raiders are the second best defensive team in the nation as they rank second in scoring defense (58.1) and second in field goal percentage defense (36.7). Sophomore Jarrett Culver leads the team with 18.0 points per game, the third-best in the Big 12. Sophomore Davide Moretti is shooting an NCAA-leading 92.9 percent from the free throw line.

SERIES HISTORY

It's the 134th meeting between TCU and Texas Tech, a series that the Red Raiders lead 82-51 with a 32-31 advantage in Fort Worth. TCU is 0-5 against a ranked Texas Tech team.

UP NEXT

TCU will host No. 16 Kansas State on Monday at 8 p.m. on ESPN2. It will be the third consecutive season that TCU will host KSU on its senior night.

GAME INFORMATION

Broadcast: ESPN2

Play-By-Play: Mark Neely

Analyst: Fran Fraschilla

Online: WatchESPN.com

Radio: AM 570 KLIF // KTCU 88.7 FM

Sirius: 119 // XM: 200 // Internet 954

Play-By-Play: Brian Estridge

Analyst: John Denton

Online: HFTV // TuneIn

Series: Texas Tech leads 82-51

In Fort Worth: Tech leads 32-31

In Lubbock: Tech leads 47-15

Neutral: TCU leads 4-3

First Meeting:

TCU won 30-19 (1/23/32) in Fort Worth

Last Meeting:

Tech won 84-65 (2/26/19) in Lubbock

Winning Streak: Tech, 3

Dixon vs. Tech: 3-4

STATISTICAL COMPARISON



75.9 ppg	Scoring Off.	72.6 ppg
70.6 ppg	Scoring Def.	58.1 ppg
+5.3	Scoring Mar.	+14.5
45.9%	FG %	46.9%
42.6%	FG% Def.	36.7%
69.1%	FT %	71.5%
36.9	RPG	34.4
+2.4	Reb Mar.	+2.7
7.7	3FG Per Game	7.1
34.6%	3FG%	36.1%
30.5%	3FG % Def.	29.5%
16.5	Assists	14.0
4.4	Blocks	4.8
7.1	Steals	7.3
13.5	Turnovers	12.6

RANKINGS


TCU	TECH
AP: NR	AP: 11
Coaches: NR	Coaches: 11
NET: 43	NET: 10
RPI: 41	RPI: 20
KenPom: 46	KenPom: 9
SOS: 42	SOS: 56

NUMERICAL ROSTER

No.	Name	Pos.	Ht.	Wt.	Yr.-Exp.	Hometown (High School) / Previous School
1	Desmond Bane	G	6-5	215	Jr.-2Y	Richmond, Ind. (Seton Catholic HS)
5	Kendric Davis	G	5-11	180	Fr.-HS	Houston, Texas (Sam Houston HS)
11	Lat Mayen	F	6-9	210	RFr.-RS	Adelaide, Australia (Australia Basketball Center of Excellence)
12	Kouat Noi	F	6-7	205	So.-1Y	Newcastle, Australia (Montverde Academy - Fla.)
13	Dylan Arnette	G	6-3	175	Fr.-HS	DeSoto, Texas (Dallas Carter HS)
15	JD Miller	F	6-8	235	Sr.-3Y	Dallas, Texas (Seagoville HS)
21	Kevin Samuel	C	6-11	250	RFr.-RS	Codrington Village, Barbuda (Redemption Christian HS - Texas)
22	RJ Nembhard	G	6-4	195	RFr.-RS	Keller, Texas (Keller HS)
25	Alex Robinson	G	6-1	180	Sr.-2Y	Fort Worth, Texas (Timberview HS) / Texas AGM
31	Owen Aschieris	G	6-1	165	So.-HS	San Diego, Calif. (Santa Fe Christian School)
34	Russell Barlow	C	6-10	235	Fr.-HS	Richardson, Texas (Bishop Lynch HS)

COACHES & STAFF


Staff Position	Name	Graduated From	Year at TCU
Head Coach:	Jamie Dixon	TCU, '87	Third season at TCU
Assistant Head Coach:	Ryan Miller	Northern State, '00	Third season at TCU
Assistant Coach:	Scott Cross	UT Arlington, '98	First season at TCU
Assistant Coach:	Corey Barker	Prairie View AGM, '03	Second season at TCU
Director of Operations:	Thomas Montigel	TCU, '14	Third season at TCU
Assistant for Student-Athlete Development:	Ontario Lett	Pittsburgh, '03	Second season at TCU
Sports Medicine:	Matt Herrill	Kansas, '03	Third season at TCU
Strength & Conditioning:	Stephen Gephardt	Arizona State, '04	12th season at TCU




DESMOND BANE
Jr. | G | 6-5 | 215
Richmond, Ind.



KENDRIC DAVIS
Fr. | G | 5-11 | 180
Houston, Texas




LAT MAYEN
R-Fr. | F | 6-9 | 210
Adelaide, Australia



KOUAT NOI
So. | F | 6-7 | 205
Newcastle, Australia




DYLAN ARNETTE
Fr. | G | 6-3 | 175
Desoto, Texas



JD MILLER
Sr. | F | 6-8 | 235
Dallas, Texas



KEVIN SAMUEL
R-Fr. | C | 6-11 | 250
Codrington Village, Barbuda



RJ NEMBHARD
R-Fr. | G | 6-4 | 195
Keller, Texas



ALEX ROBINSON
Sr. | G | 6-1 | 180
Fort Worth, Texas



OWEN ASCHIERIS
So. | G | 6-1 | 165
San Diego, Calif.



RUSSELL BARLOW
Fr. | C | 6-10 | 235
Richardson, Texas




JAMIE DIXON
Head Coach




RYAN MILLER
Assistant Head Coach




SCOTT CROSS
Assistant Coach




COREY BARKER
Assistant Coach




THOMAS MONTIGEL
Director of Operations



ONTARIO LETT
Asst. for Student-Athlete
Development



STEVE GEPHARDT
Strength &
Conditioning Coach



MATT HERRILL
Sports Medicine

PRONUNCIATION GUIDE

Players	Pronunciation
Lat Mayen	LATT (rhymes with Matt) my-yen
RJ Nembhard	nem-hard
Kouat Noi	kwot noy
Owen Aschieris	ah-SHARE-iz

QUICK FACTS

School	TCU
Location	Fort Worth, Texas
Population	874,168
Elevation	612 feet
Founded	1873
Enrollment	10,394
Colors	Purple and White
Nickname	Horned Frogs, Frogs
Home Facility	Ed and Rae Schollmaier Arena (6,800)
Conference	Big 12 Conference
Affiliation	NCAA Division I
Chancellor	Dr. Victor J. Boschini Jr.
Director of Intercollegiate Athletics	Jeremiah Donati
Faculty Rep.	Rhonda Hatcher
Ticket Office Phone	(817) 257-FROG (3764)

HISTORY

First Season	1908-09
Record All-Time	1,223-1,403 (.463)
NCAA Tournament Appearances / Last	8 / 2018
Record in NCAA Championship	5-8 (.384)
NIT Appearances / Last	7 / 2017
Record in NIT	13-6 (.684)
CBI Appearances / Last	1 / 2012
Record in CBI	1-1 (.500)

2017-18 SEASON RECAP

Record (H / A / N)	21-12 (15-3 / 3-7 / 3-2)
Conference Record / Finish	9-9 / 5th Big 12
Postseason	NCAA First Round
Final AP/USA Today Ranking	RV/RV

COACHING STAFF

Head Coach	Jamie Dixon
Alma Mater	TCU, '87
Assistant Coaches	
	Ryan Miller, Northern State, '00 / Third Season
	Scott Cross, UT-Arlington, '98 / First Season
	Corey Barker, Prairie View AGM, '03 / Third Season
Director of Operations	Thomas Montigel, TCU, '14 / Third Season
Assistant for Student-Athlete Development	
	Ontario Lett, Pittsburgh, '03 / Second Season
Graduate Assistants	Corey Santee, TCU, '05 / Second Season
	Chris Jones, Pittsburgh, '16 / First Season
	David Vogel, DePauw, '18 / First Season
Administrative Assistant	Joan Owens
Office Phone Number	(817) 257-7968

2018-19 TEAM INFO

Lettermen Returning/Lost	7/6
Starters Returning/Lost	5/2
Newcomers	9 (7 scholarship/2 non-scholarship)
Sr. / Jr. / So. / Fr.	2/3/2/8

DIXON AT 100

Tuesday's game at West Virginia was No. 100 for Jamie Dixon as head coach at TCU. In his first 100 games, Dixon has a record of 63-37. TCU was 40-60 in the 100 games prior to Dixon's first season (2016-17). Dixon is the quickest coach to 60 wins in TCU history (94).

TRIPLE OVERTIME

Some hot nuggets from TCU's 104-96 triple overtime loss at West Virginia on Tuesday.

- It was TCU's first triple-overtime game since Nov. 24, 2009 when the Frogs defeated Texas State, 108-99. TCU fell to 4-1 in games that have gone to at least a third overtime.
- The Frogs fell to 0-2 in overtime games this season, 3-4 under Jamie Dixon, and 49-69 all-time in overtime games.
- The game featured 13 ties and 21 lead changes.
- The Horned Frogs recorded a season-high 18 steals as a team, smashing their previous best of 11 steals which had occurred twice this season. It was the most steals since recording 15 against Austin College on Nov. 14, 2011. Five different players recorded multiple steals for the first time this season.
- Desmond Bane (53), JD Miller (48), RJ Nembhard (38), Kouat Noi (43), and Alex Robinson (50) all set career highs in minutes played. TCU only played seven players.
- Every TCU player recorded at least three personal fouls for a season-high 28 personal fouls called on TCU as a team.
- TCU had multiple players (Noi/Samuel) foul out for only the second time this season, last occurring when West Virginia played at TCU on Jan. 15.

HOW SWEEP

TCU's four-straight wins against Iowa State gives the Frogs their longest winning streak against a Big 12 opponent since joining the conference in 2012.

TCU VS. RANKED OPPONENTS

- TCU is 21-159 all-time against ranked opponents and 5-18 under Jamie Dixon.
- TCU is 2-84 against ranked opponents on the road. Prior to TCU's 92-83 win at No. 17 Iowa State on Feb. 9, the Frogs' last road win against a ranked team came on Jan. 19, 1998 at No. 24 Hawai'i, 83-76.
- Top 25 wins this season have both come against Iowa State, 75-72 on Feb. 23, 2019 when ISU was ranked No. 19 and 92-83 on Feb. 9, 2019 in Ames when ISU was No. 17.

- TCU is 2-10 all-time as a ranked team against a ranked opponent. The last win as a ranked team against a ranked team was when No. 20 TCU defeated No. 22 Nevada, 84-80 on Dec. 8, 2017 in STAPLES Center.
- A ranked TCU team has never beaten a ranked team on the road.

WINNING AT HOME

- TCU has won 11 of its last 14 Big 12 home games dating back to last season. The Frogs had won eight straight Big 12 home games until a loss to No. 14 Kansas on Feb. 11, which was the most for TCU in a conference since the 1996-97, 1997-98 and 1998-99 seasons when the Frogs won nine straight in the Western Athletic Conference.
- TCU in Schollmaier Arena is 41-12 overall and 15-10 in Big 12 games under Jamie Dixon.
- TCU is 42-5 against nonconference opponents overall under Dixon.
- The Frogs are 27-2 against nonconference opponents at home under Dixon. The two losses were to Lipscomb on Nov. 20 this season and Auburn on Jan. 28, 2017.

56 POINTS IN A HALF

TCU's 56 points in the second half of its 92-83 win at No. 17 Iowa State on Feb. 9 was the most the Frogs have scored in a half overall since scoring 56 against Texas Southern on Dec. 18, 2016. It was the most points scored by TCU in a half in a Big 12 game in its seven years in the conference.

NOI'S 3-POINT STREAK

Kouat Noi has made at least one 3-pointer in each of his last 25 games. The third longest streak among major conference players.

Player	School	Gms
Ty-Shon Alexander	Creighton	30
Geo Baker	Rutgers	29
Kouat Noi	TCU	25
Terence Davis	Mississippi	23
Tremont Waters	LSU	23

DEFENSE IS IMPROVED

- TCU's defense has improved a lot this season when compared to the last two under Jamie Dixon.
- TCU's 3-point field goal percentage defense of 30.5 percent ranks second in the Big 12 and 27th in the nation. Last season, TCU finished 312th at 37.6 percent.
- This season, TCU has had six games where it has held

its opponent under 37 percent from the field. TCU had four games of holding its opponent under 37 percent all of last season.

- On Jan. 26, TCU held Florida to 30.6 percent from the field, the lowest mark for an opposing team since Jan. 17, 2015 when Texas Tech shot 22.9 percent.
- On Jan. 26, TCU held Florida to just 50 points, the fewest allowed by the Frogs since Dec. 28, 2015 when TCU beat Delaware State 75-47. It was the fewest points TCU had scored in a win since Dec. 23, 2015 when it won at Bradley 53-49.
- On Feb. 24, TCU held Iowa State to 2-of-20 (10 percent) from 3-point range, the lowest opponent 3-point field goal percentage since Feb. 22, 2014, when Iowa State shot 9.1 percent (1-of-11) from 3-point range.

FIVE DIFFERENT DOUBLE-DOUBLES

Five different TCU players have recorded a double-double this season. Since the 1996-97 season, only seven TCU teams have had at least five different players record a double-double. Prior to this season, the last TCU team to accomplish the feat was the 2001-02 team with six. This season, Iowa State, Michigan State UCLA and Xavier are the four other major conference teams other than TCU that have had five different players record a double-double. A list of TCU's double-doubles can be found on page 25.

TCU'S BIG WIN OVER WVU

Behind 26 points by Desmond Bane, TCU defeated West Virginia 98-67 on Jan. 15. It was TCU's largest-ever Big 12 Conference win and West Virginia's largest-ever Big 12 loss.

ROBINSON BREAKS TCU CAREER ASSIST RECORD

On Feb. 6, senior Alex Robinson broke TCU's 14-year old career assist record with 11 assists against Oklahoma State. The record was held by TCU Hall of Famer and current graduate assistant Corey Santee who totaled 575 assists during the 2002-05 seasons. Robinson now has 616.

- Alex Robinson is one of five active NCAA DI players that has 1,000 career points and 600 career assists.

A DIFFERENT TEAM

Entering the season, TCU ranked 16th among NCAA Division I schools for the most points on their roster with 3,245. That number dipped to 2,690 in early January the departures of Yuat Alok, Kaden Archie, Jaylen Fisher and Angus McWilliam. Alok, Fisher and McWilliam were all ruled out

LAST TIME VS. OPPONENT

TEXAS TECH 84 - TCU 65 // JAN. 28, 2019

Sophomore Kouat Noi scored 17 points and freshman Kevin Samuel had a double-double to lead TCU, but the Horned Frogs dropped an 84-65 decision on Monday night inside the United Supermarkets Arena to No. 16 Texas Tech.

The Frogs (15-5, 3-4) grabbed an early 6-2 lead off hot shooting from Noi, but the Red Raiders (17-5, 5-3) hit their stride and went on a 35-12 run in the first half to take a 43-27 lead at the break.

Tech led by as many as 19 in the second half before TCU closed the gap to 10 after an alley-oop from freshman Kendrick Davis to Samuel. However, Tech continued its torrid shooting and shot 54.2 percent from the field including 42.9 percent from three and never gave up the lead on its way to victory.

Four Horned Frogs scored in double digits with Noi leading the way followed by Desmond Bane (13), Samuel (10) and Davis (10). Samuel's 12 rebounds led TCU followed by five boards from JD Miller.

Official Basketball Box Score -- Game Totals -- Final Statistics TCU vs Texas Tech 1/28/19 8:00 PM at Lubbock, Tx (United Supermarkets Arena)

TCU 65 • 15-5, 3-4

#	Player	Total		3-Ptr		Rebounds				PF	TP	A	TO	Blk	Stl	Min	
		FG	FGA	FT	FTA	Off	Def	Total									
01	BANE, Desmond	5	11	3	6	0	0	3	3	3	13	3	2	0	1	34	
12	NOI, Kouat	4	9	2	5	7	10	2	2	2	17	1	0	1	0	29	
15	MILLER, JD	2	4	0	1	4	5	2	3	5	2	8	1	2	2	28	
21	SAMUEL, Kevin	4	4	0	0	2	4	5	7	12	0	10	1	1	1	32	
25	ROBINSON, Alex	3	8	1	2	0	1	0	0	3	3	7	1	2	0	30	
05	DAVIS, Kendrick	3	5	0	1	4	4	0	0	2	2	3	10	2	0	30	
11	MAYEN, Lat	0	1	0	1	0	0	0	0	0	1	0	1	0	1	7	
22	NEMBARD, RJ	0	4	0	2	0	0	0	0	0	1	0	0	2	1	13	
34	BARLOW, Russell	0	0	0	0	0	0	0	0	0	1	0	0	0	0	3	
Team								1									
Totals		21	46	6	18	17	24	8	20	28	16	65	9	13	4	5	200
FG % 1st Half: 8-21		38.1%		2nd half: 13-25		52.0%		Game: 21-46		45.7%						Deadball	
3FG % 1st Half: 2-10		20.0%		2nd half: 4-8		50.0%		Game: 6-18		33.3%						Rebounds	
FT % 1st Half: 9-10		90.0%		2nd half: 6-14		57.1%		Game: 17-24		70.8%							

Texas Tech 84 • 17-4, 5-3

#	Player	Total		3-Ptr		Rebounds				PF	TP	A	TO	Blk	Stl	Min	
		FG	FGA	FT	FTA	Off	Def	TP									
11	Owens, Tariq	7	9	2	2	1	2	4	6	4	17	1	1	1	0	30	
13	Mooney, Matt	7	12	0	1	4	5	0	1	1	18	5	1	0	0	35	
23	Culver, Jarrett	7	17	0	6	4	5	2	5	7	2	18	4	1	0	33	
25	Moretti, Davide	4	7	3	4	0	0	2	2	3	11	7	0	0	1	37	
32	Odiasse, Norene	1	1	0	0	2	2	3	2	5	4	0	2	0	0	14	
00	Edwards, Kyler	3	6	2	4	0	0	2	2	2	8	1	0	1	0	21	
01	Francis, Brandone	1	4	1	3	0	0	0	1	1	0	3	2	0	0	19	
03	Corprew, Deshaun	2	3	1	1	0	0	1	5	6	1	5	0	2	0	11	
Team						1		0		1							
Totals		32	59	9	21	11	14	9	22	31	17	84	20	7	2	3	200
FG % 1st Half: 16-33 48.5%		2nd half: 16-26 61.5%		Game: 32-59 54.2%		Deadball											
3FG % 1st Half: 7-16 43.8%		2nd half: 2-5 40.0%		Game: 9-21 42.9%		Rebounds											
FT % 1st Half: 4-5 80.0%		2nd half: 7-9 77.8%		Game: 11-14 78.6%													

Officials: Joe DeRosa, Mike Roberts, Tom Eades
Technical Fouls: TCU-None, Texas Tech-None.
Attendance: 12736

Score by periods	1st	2nd	Total
TCU	27	38	65
Texas Tech	43	41	84

Last FG - TCU 2nd-02:58, TTU 2nd-00:19.
Largest lead - TCU by 4 1st-17:35, TTU by 20 2nd-03:16.
TCU led for 01:50, TTU led for 37:08. Game was tied for 01:02.

TCU VS. OPPONENT

LAST 20 MEETINGS

Date	TCU Result	Score	Location
Nov. 29, 2006	L	60-70	Fort Worth
Nov. 28, 2007	L	58-71	Lubbock
Jan. 6, 2009	W	85-80	Lubbock
Dec. 8, 2009	L	70-80	Fort Worth
Dec. 8, 2010	W	81-77	Lubbock
Dec. 6, 2012	W	75-69	Fort Worth
Jan. 5, 2013	L	53-62	Fort Worth
March 2, 2013	L	63-72	Lubbock
Jan. 18, 2014	L	49-60	Fort Worth
Feb. 1, 2014	L	54-60	Lubbock
Jan. 17, 2015	W	62-42	Lubbock
Feb. 25, 2015	W	71-54	Fort Worth
Jan. 18, 2016	L	69-76	Fort Worth
Feb. 23, 2016	L	79-83	Lubbock
Mar. 9, 2016	W	67-62	Kansas City
Jan. 18, 2017	L	69-75	Lubbock
Feb. 7, 2017	W	62-61	Fort Worth
Feb. 3, 2018	L	71-83	Fort Worth
Mar. 3, 2018	L	75-79	Lubbock
Jan. 28, 2019	L	84-65	Lubbock

POLLS / STANDINGS

BIG 12 CONFERENCE STANDINGS

Team	Big 12	Overall
Texas Tech	11 - 4	23 - 5
Kansas State	11 - 4	21 - 7
Kansas	10 - 5	21 - 7
Baylor	10 - 5	19 - 9
Iowa State	9 - 6	20 - 8
Texas	7 - 8	15 - 13
TCU	6 - 9	18 - 10
Oklahoma	5 - 10	17 - 11
West Virginia	3 - 12	11 - 17
Oklahoma State	3 - 12	10 - 18

TOP 25 USA TODAY COACHES POLL

No.	School (1st place votes)	Record	Points
1	Gonzaga (26)	27-2	792
2	Virginia (2)	24-2	733
	Duke	24-3	733
4	Kentucky (4)	23-4	726
5	North Carolina	22-5	657
6	Houston	26-1	600
7	Tennessee	24-3	586
8	Michigan State	23-5	582
9	Marquette	23-4	526
10	Michigan	24-4	498
11	Texas Tech	22-5	454
12	Purdue	20-7	445
13	Nevada	25-2	425
14	LSU	22-5	382
15	Kansas State	21-6	291
16	Kansas	20-7	269
17	Florida State	21-6	266
18	Wisconsin	19-8	223
19	Virginia Tech	21-6	206
20	Maryland	21-7	204
21	Iowa	21-6	189
22	Cincinnati	23-4	173
23	Buffalo	24-3	138
24	Louisville	18-10	71
25	Washington	22-5	50
	Wofford	24-4	50

Others receiving votes: Iowa State 49, Villanova 40, Mississippi State 18, Baylor 7, Auburn 6, Furman 5, Arizona State 4, Florida 1, Hofstra 1

TOP 25 AP POLL

No.	School (1st place votes)	Record	Points
1	Gonzaga (44)	27-2	1569
2	Virginia (15)	24-2	1513
3	Duke (3)	24-3	1502
4	Kentucky (2)	23-4	1418
5	North Carolina	22-5	1326
6	Michigan State	23-5	1232
7	Tennessee	24-3	1190
8	Houston	26-1	1145
9	Michigan	24-4	1057
10	Marquette	23-4	1019
11	Texas Tech	22-5	938
12	Nevada	25-2	883
13	LSU	22-5	836
14	Purdue	20-7	820
15	Kansas	20-7	580
16	Kansas State	21-6	559
17	Maryland	21-7	549
18	Florida State	21-6	501
19	Wisconsin	19-8	466
20	Virginia Tech	21-6	392
21	Buffalo	24-3	288
22	Iowa	21-6	278
23	Cincinnati	23-4	263
24	Wofford	24-4	112
25	Washington	22-5	92

Others receiving votes: Louisville 90, Villanova 63, Iowa State 58, Mississippi State 28, Auburn 16, Baylor 10, VCU 4, Old Dominion 2, New Mexico State 1

for the season with injury prior to the submission of their names in the NCAA transfer portal.

The roster now consists of 11 players total including two seniors, six freshman and only four (Desmond Bane, JD Miller, Kouat Noi and Alex Robinson) that played in a Big 12 game last season.

■ TCU (6/11) is one of five NCAA DI teams in the nation that has the majority of its roster made up of freshmen joining Chattanooga (7/12), Kentucky (7/12), South Dakota (8/13) and UNC Asheville (9/13).

SHARING THE ROCK

TCU has led the Big 12 in assists per game in both of its seasons with Jamie Dixon as the head coach and is doing so again this season.

	Big 12 Rk.	NCAA Rk.	APG
2018-19	1	17	16.5
2017-18	1	2	18.6
2016-17	1	13	16.9

■ TCU ranks second in the Big 12 in assist/turnover ratio (1.3).

■ TCU's 31 assists against Eastern Michigan was the most by TCU since dishing out 38 against Arkansas-Pine Bluff on Jan. 3, 2000.

■ Alex Robinson's 7.1 assists per game ranks sixth in the nation. The TCU school record is 8.1 by Tony Edmond in the 1989-90 season. Robinson already holds the No. 4 (6.1) and No. 9 (5.8) spots for assists per game in a season.

SHOOTING ACCURACY

TCU ranks fourth in the Big 12 in field goal percentage at 45.9 percent. In the 100 games under Jamie Dixon, TCU has had 37 games where it shot 50 percent or better from the field and is 33-4 when doing so, including 8-0 this season.

MULTIPLE 1,000 POINT SCORERS

With Desmond Bane, JD Miller and Alex Robinson all over 1,000 career points, TCU is one of 11 NCAA Division I teams with at least three 1,000 point scorers on its roster. The other schools are Ball State, College of Charleston, Creighton, Hartford, Hofstra, Howard, UIC, Lipscomb, Kansas State, Northern Illinois, Northwestern, Princeton, Temple, Tennessee, Virginia Tech and Washington.

■ It is the fifth time that TCU has multiple 1,000 point scorers on the same team. TCU last had three players with 1,000 points on the same team during the 1997-98 season with Mike Jones, Malcolm Johnson and James Penny.

REBOUNDING MACHINE

Take a look at the breakdown of win/loss records when TCU and/or Jamie Dixon-led teams outrebound their opponent. Last season, TCU finished with a rebounding margin of +6.0, the ninth-best in school history and the best for a

TCU team since the 1986-87 season.

TCU this season	14-4
TCU under Dixon	56-16
TCU since the 2015-16 season	64-17
Jamie Dixon coached teams (Pitt/TCU)	319-64

IRON MAN

Senior forward JD Miller has played in every possible game of his three-year career. The Dallas native has played in 131 career games, the second most in TCU history. He is on pace to match Brandon Parish's TCU record of 136 games played.

BETTER IN THE BIG 12

After totaling just six Big 12 wins in its first three seasons in the conference, TCU has 21 in now the third season that Jamie Dixon is the head coach. Dixon is 21-30 in the Big 12, improving the 6-48 record TCU had in the Big 12 in the first three years after TCU left the Mountain West Conference in 2013.

KENRICH WILLIAMS IN THE NBA

It had been five years since a form TCU player had appeared on an NBA roster until 2018 graduate Kenrich Williams suited up for the New Orleans Pelicans on Oct. 17. Williams went undrafted and played on the Denver Nuggets' NBA Summer League team. He joined the Pelicans on July 24 and worked his way on to the opening day roster. Among the many accomplishments while at TCU, Williams was a two-time All-Big 12 player and one of four TCU players ever with 1,000 career points and 800 career rebounds. He was the 2017 Most Outstanding Player in the NIT.

■ Williams' exploded onto the NBA scene in late January with career outings in back-to-back games. After entering the game with 15 career rebounds, Williams had eight points and a career-high 16 rebounds in a 121-116 win at Houston on Jan. 29. Williams followed that up with a career-high 21 points, including five 3-pointers, and eight rebounds in a career-high 37 minutes in a 105-99 loss to the Nuggets on Jan. 30.

NOI VS. SOONERS

Sophomore guard Kouat Noi had a career game at Oklahoma on Jan. 12.

■ Noi's 30 points was the most points by a TCU player since Garlon Green scored 31 at Rice on Dec. 12, 2012.

■ Noi was 8-of-12 from 3-point range. The eight made 3-pointers tied for the second most in school history. It was the most made 3-pointers since Hank Thorns made eight against UNLV on Feb. 14, 2012. Ryan Carroll (1999), Malcolm Johnson (1998) and Michael Strickland (1990) are the only other TCU players with eight made threes. Strickland holds the record with nine against Arkansas on Feb. 14, 1990. Noi is the fifth player in TCU history who has made at least eight threes in a game.

ED AND RAE SCHOLLMAYER ARENA FACTS

Ed Schollmaier is the retired CEO of Alcon Laboratories, Inc., while the late Rae Schollmaier was a dedicated civic volunteer. Through the Schollmaier Foundation, they are both longtime philanthropic leaders in Fort Worth. Of the \$72 million of renovations that went into the previously known Daniel-Meyer Coliseum, the Schollmaier's provided the lead gift of \$10 million. The Daniel-Meyer name is still prominent as the entire area is known as the Daniel-Meyer Athletic Complex. Ed Schollmaier routinely sits courtside at the half-court line.

WHAT \$72 MILLION INCLUDED

- Lowered Playing Surface
- Wider Concourses
- New Concession Stands
- Court Side Club Lounge
- Team Meeting Rooms
- Food Court
- TCU Athletics Hall of Fame
- Sport Offices
- New Locker Rooms
- Expanded Sports Medicine
- New Video Boards

FORT WORTH FACTS

- 16th-largest city in the United States and the fifth-largest in Texas
- Youngest city in Texas with an average age of 31.5
- Named one of the Most Underrated Cities in the United States (TravelPulse.com)
- Named one of eight underrated US destinations you should visit right now (Oyster.com)
- One of the best cities to buy a home (No. 5, Forbes)
- Top 10 city for young professionals (No. 6, Forbes)
- Fort Worth Zoo is ranked No. 4 in the US (USA Today)



FORT WORTH

■ Noi is the second player in the Big 12 to make eight 3-pointers this season. KU's Lagerald Vick was 8-of-8 from three against Vermont (11/12/18). Noi's eight were the most in a Big 12 Conference game this season.

■ Each of Noi's last five 3-pointers gave TCU a lead after being tied or behind.

AT THE START OF CONFERENCE PLAY

TCU started conference play with at least 11 wins for the sixth time ever and the third time under third-year coach Jamie Dixon.

Wins Before Conference	Season
12	2017-18; 2014-15
11	2018-19; 2016-17; 1998-99; 1997-98

■ TCU started the season 12-2 for the second-straight season.

WALK-ON > SCHOLARSHIP > VIRAL VIDEO

Sophomore guard Owen Aschieris, who started the season as a walk-on, earned a scholarship for the spring semester. Aschieris received the news in a very special way. On Jan. 14, a TCU police officer "interrupted" a post-practice video session and called Aschieris to the front of the room to confirm that his name was correct on a document. After the initial scare of seeing a police officer in the room, the entire team celebrated for a well-deserved individual. Tuition for one full season at TCU is 46,860.

■ The one minute video of Aschieris currently has over 700 retweets, over 3,600 likes and 1.15 million views on Twitter (@TCUBasketball). It's the most viewed video TCU Athletics has ever had on twitter.

■ The video has been picked up by outlets such as The Today Show, Inside Edition, People Magazine, Bleacher Report, The Sporting News, Barstool, the NCAA and most ESPN platforms including SportsCenter.

■ Aschieris scored his first career points, four by the way of 4-of-4 from the free throw line, the next day in TCU's 98-67 win over West Virginia.

FALL COMES, FROGS RISE

■ Since the 2014-15 season, the Frogs have gone 32-3 in the month of November and 55-8 in November and December combined.

■ Under Jamie Dixon (since 2016-17), TCU has gone 34-4 in November and December combined.

■ TCU had won 18-straight in November dating back to the 2015-16 season, until the loss to Lipscomb on Nov. 20 this season.

TOURNAMENT CHAMPIONS

Since Jamie Dixon became the head coach at TCU in spring of 2016, the Frogs have won all three of the mid-season tournaments they've played in. TCU won the Global Sports Classic in Las Vegas with wins over UNLV and Washington (Nov. 25-26, 2016) and the Emerald Coast Classic with wins over New Mexico and St. Bonaventure (Nov. 24-25, 2017). The Frogs won the Diamond Head Classic (Dec. 22-25, 2018) with wins over Charlotte, Bucknell and Indiana State.

SIX IN DOUBLE FIGURES

TCU has had three games where six players have scored in double figures. It came in a 96-61 win over USC on Dec. 7, an 82-65 win over Bucknell on Dec.

23 and a 98-67 win over West Virginia on Jan. 15.

COUSY AWARD WATCH LIST

Senior Alex Robinson was selected as one of 20 players on the watch list for the Bob Cousy Award. This honor recognizes the top point guard in men's basketball. Robinson did not make the cut for the top 10, which happened in early February.

FROGS INK THREE IN 2019 SIGNING CLASS

TCU signed three in the November signing period for the class of 2019. Francisco Farabello, PJ Fuller and Diante Smith are each four-star and top 100 recruits and make up the Frogs' signing class that was ranked No. 3 in the Big 12 and No. 15 in the nation by 247Sports. More on pg. 6.

REPEAT?

TCU will attempt to make consecutive NCAA Tournament appearances for the second time ever and the first time since the 1952-53 season.

20 WINS

TCU will attempt to reach the 20-win plateau for the third consecutive season for the second time in school history. Last season, the Horned Frogs recorded back-to-back 20-win seasons for the first time since the 1998-99 season, the third of three straight seasons with 20 wins. Jamie Dixon has recorded 20 wins in 14 of the 15 seasons he's been a head coach.

HOME ATTENDANCE, THE DIXON FACTOR

Attendance has gone up every year since Jamie Dixon was named head coach in 2016. In fact, the top three season attendance averages in TCU history all have occurred with Jamie Dixon on the court.

2018-19: TCU has sold out of season tickets this season. The record number of 4,931 season tickets were sold by Oct. 23. Last season's total was 4,745.

■ The 7,356 that witnessed the game vs. No. 14 Kansas was the fourth-most ever for a TCU home game.

2017-18: TCU's average attendance was 6,561 over the 18 home games, a school record for highest average attendance in a season. The old record was 6,341 during the 1986-87 season at Daniel-Meyer Coliseum. It was Jamie Dixon's senior season.

■ TCU's average attendance for Big 12 Conference games was 6,835.

■ An announced crowd of 7,368 witnessed TCU's 82-73 win over No. 7 West Virginia on Jan. 22. It was the most in renovated Schollmaier Arena history and the third-most to ever see a TCU home game. Included in that total was 1,510 scanned student tickets. TCU has an undergrad enrollment of around 8,000.

2016-17: During Dixon's first season as the coach at TCU, the Frogs had an average attendance of 6,127, which is the third-most in program history.

■ The Frogs sold a total of 3,704 season tickets for the 2015-16 season, the year prior to Dixon's arrival.

STUDENT ATTENDANCE UP

Since the arrival of Jamie Dixon in 2016, the

MEDIA INFORMATION

INTERVIEW REQUESTS

Interviews with TCU basketball student-athletes and coaches must be scheduled directly through the TCU Athletics Communications Office by contacting Steven Schoon (s.schoon@tcu.edu). Requests should be made at least 24 hours in advance. While telephone interviews with local media members are permissible, in-person interviews with student-athletes and coaches are recommended and encouraged.

All practices are generally closed unless otherwise specified. TV crews and photographers are only permitted to shoot practice after receiving permission from the Media Relations Office.

MEDIA WILL CALL

All media passes available for pickup on game day will be left at media will call, located in the main tunnel of Ed and Rae Schollmaier Arena.

MEDIA CREDENTIAL REQUESTS

All credential requests for home TCU basketball games will only be accepted through an online system (SportsSystems.com/TCU). Please visit the site for complete instructions on submitting the application form. All credential requests for an outlet must be made at one time, and only those applications submitted by an outlet's sports editor or sports director will be considered. Requests should be received no later than noon, two days prior to the game. For more information, contact Steven Schoon at (817) 257-5299.

GAME DAY SERVICES

The TCU Athletics Communications Office will provide rosters of both teams, game notes, statistics and media guides to accredited media members for each home contest inside the media room on the lower level of Ed and Rae Schollmaier Arena. Complete statistics and game books will be available following each game. Media wishing to file stories after the game may do so in the press conference/media room, while food and drinks will be available for working media members prior to each home game in the same location.

RADIO BROADCASTS

Four (4) courtesy telephone lines, as well as two (2) ISDN SPIDS, are available courtside on press row for the visiting team's official radio station. The visitor's radio location is at the end of press row. The TCU/IMG Sports Network is located on the opposite end of press row. TCU Director of Broadcasting Brian Estridge serves as the local contact when placing phone line orders. He can be contacted at (817) 257-5462 or via email at b.estrIDGE@tcu.edu. Also, for ease of operation, all outgoing calls should be placed with either a calling card or by collect. If problems are encountered TCU's Bruce Hudson is on call during all TCU home games.

PHOTOGRAPHERS

As prescribed in NCAA and Big 12 Conference guidelines, working photographers will be limited to the court baseline areas for game-time shooting. No photographers will be allowed to shoot courtside from in front of either the officials or press row tables. Additionally, tripods will not be allowed at courtside or along the end lines. Strobe light installations must first gain approval by TCU Associate Athletics Director Ross Bailey. He can be reached at (817) 257-5658 or via email (r.bailey@tcu.edu). No upper-level shooting platforms are available inside Schollmaier Arena. Space does not allow for freelancers. Photographers who wish to cover TCU home games must apply for credentials.

TCU ON THE RADIO

TCU men's basketball games are broadcast live on the radio in the DFW Metroplex on 570 KLIF AM and/or 88.7 KTCU FM and the TuneIn App (all games). Brian Estridge will serve as the primary play-by-play announcer, while he will be joined by John Denton. Broadcasts will also be available online on GoFrogs.com for FrogVision subscribers.

POSTGAME INTERVIEWS

TCU head coach Jamie Dixon and requested student-athletes will be available for interviews in the media area, located on the lower level of Ed and Rae Schollmaier Arena, following a brief cooling off period. If requested, opposing coaches and student-athletes can be available to the media in the media area prior to TCU's arrival.

To request specific players to attend the postgame press conference, contact Steven Schoon during the second half of the game. The TCU locker room is closed to the media both at home and on the road.

JAMIE DIXON RADIO SHOW

The Jamie Dixon Radio Show will air five times this season from Railhead Smokehouse in Fort Worth on 92.1 Hank FM. The head coach will talk hoops with the "Voice of the Frogs" Brian Estridge from 7-8 p.m. on Jan. 3, Jan. 10, Feb. 14, Feb. 21 and March 7.

BIG 12 COACHES' TELECONFERENCE

The Big 12 men's basketball coaches will participate in a weekly media-only teleconference. The teleconference begins at 9:52 a.m. CT. The call can also be heard live and on replay online at Big12Sports.com. Listed below is the tentative weekly schedule. Please contact either the TCU or Big 12 media relations staffs for the call-in and replay phone numbers.

TELECONFERENCE DATES:

Thursday, Jan. 3
Thursday, Jan. 10
Thursday, Jan. 17
Thursday, Jan. 24
Thursday, Jan. 31
Thursday, Feb. 7
Thursday, Feb. 14
Thursday, Feb. 21
Thursday, Feb. 28
Monday March 11
*Monday, March 18
(For coaches advancing to postseason)

SCHEDULE OF COACHES:

9:52 a.m. - Shaka Smart, Texas
10:00 a.m. - Bill Self, Kansas
10:08 a.m. - Jamie Dixon, TCU
10:16 a.m. - Mike Boynton, Oklahoma State
10:32 a.m. - Bob Huggins, West Virginia
10:24 a.m. - Scott Drew, Baylor
10:40 a.m. - Chris Beard, Texas Tech
10:48 a.m. - Steve Prohm, Iowa State
10:56 a.m. - Bruce Weber, Kansas State
11:04 a.m. - Lon Kruger, Oklahoma

WHY IS FORT WORTH CALLED COWTOWN?

Established in 1849 and named to honor General William Jenkins Worth, Camp Worth began as an Army outpost on the north-facing bluff overlooking the Clear Fork of the Trinity River. It was one of eight forts built and assigned to protect Texas settlers from Native American attacks along Texas's western frontier.

From the 1860s into the late 1870s, Fort Worth was the king of the cattle industry and earned its nickname - Cowtown. Hell's Half Acre, located where downtown Fort Worth is today, became the place to be for cowboys looking for entertainment. A cowboy could hang his hat, take off his boots, and settle in for a night of gambling, partying, and trouble in civilization's last stop on the Chisholm Trail before the long cattle drive north to Kansas City. Now it is the scene of vibrant restaurants, live music, and less bawdy entertainments.



WAIT... FORT WORTH IS ALSO CALLED FUNKYTOWN?

In the 1980s, the city was first dubbed "Funky Fort Worth" by R&B and hip-hop performers sustaining the city's rich legacy of blues and jazz. Since then, the words "Fort Worth" and "funky" have appeared together in retail, music, politics and media. It's also been a response for Austin's rallying cry "Keep Austin Weird," which started in 2000 by Austin librarian "Red" Wassencih, who grew up in Fort Worth.

Around the turn of the 21st century, "Keep Fort Worth Funky" became less about music and more of a mantra for supporting local businesses, local characters and an offbeat way of life.



student attendance at games have gone up. Here are the average attendance of TCU's student sections during Big 12 Conference play.

2012-13	450
2013-14	453
2014-15	155
2015-16	406
2016-17	611
2017-18	755
2018-19	743

TCU IN OVERTIME

The Frogs have an all-time record of 49-69 in overtime games and 35-31 in overtime games at home since 1961. TCU is a combined 4-1 in games that extend beyond two overtimes in its history. Jamie Dixon is 20-13 all-time in overtime games and 5-4 in double overtime contests.

WELCOME TO TCU, SCOTT CROSS

Scott Cross joined the staff in the summer as an assistant coach. Cross compiled a record of 225-161 over 12 seasons as the head coach at UT Arlington from 2006-18. He was the 2012 Southland Coach of the Year, the 2012 NABC District 23 Coach of the Year and a 2012 finalist for the Hugh Durham National Coach of the Year award. His Mavericks teams advanced to the postseason five times under his watch, including a quarterfinal appearance in the 2017 NIT and a Sun Belt Conference regular-season title in 2017.

TCU VS. USC AT DICKIES ARENA IN 2019

TCU will play USC in Fort Worth's new Dickies Arena on Dec. 6, 2019, as part of a two-year agreement between the two schools. Dickies Arena, a 14,000-seat multipurpose venue scheduled to open November 2019, is located adjacent to the Will Rogers Memorial Center campus, a 3-mile drive from TCU. This will be the first college game played in the arena that is also scheduled to host the American Athletic Conference Men's Basketball Championship (2020-2022) and the first-and-second round games of the NCAA men's basketball tournament in 2022.

OFFENSE UP UNDER DIXON

In head coach Jamie Dixon's first two years at TCU, the Frogs put up some of the best offensive numbers in school history. Included in that are school records for field goal percentage at .496 last season and assists at 686 in 2016-17.

Category	2016-17 (rk)	2017-18 (rk)
Total Points	2,914 (3)	2,708 (T6)
Field Goals	1,064 (3)	-
Field Goal %	-	.496 (1)
3pt Field Goals	280 (2)	274 (3)
3pt Field Goal %	-	.395 (2)
Assists	686 (1)	615 (4)
Assists Per Game	16.9 (8)	18.6 (6)

Conference Only

Total Points	1,243 (7)	1,464 (1)
Field Goals	459 (8)	520 (1)
3pt Field Goals	129 (2)	152 (1)
3pt Field Goal %	-	.395 (2)
Assists	283 (2)	333 (1)
Assists Per Game	15.7 (T8)	18.5 (T3)

2018-19 BIG 12 PRESEASON POLL

Team (First-place votes)	Points
1. Kansas (8)*	80
2. K-State (2)	73
3. West Virginia	61
T4. TCU	54
T4. Texas	54
6. Iowa State	41
7. Texas Tech	36
8. Oklahoma	21
9. Baylor	20
10. Oklahoma State	10

* - Unanimous Selection

Coaches are not permitted to vote for their own team.

QUICK LOOK AT LAST SEASON

- TCU made its first NCAA Tournament appearance since 1998.
- TCU's nine conference wins were its most since the 2000-01 season when it went 9-7 in the WAC.
- TCU won 20 games in consecutive seasons for the first time since the 1998-99 campaign.
- TCU's 21 regular-season wins were its most since the 1997-98 regular season.
- The Frogs were ranked for eight consecutive weeks.
- TCU was ranked as high as No. 10 in the AP Top 25 on Dec. 25, which was its highest ranking in school history.

2018-19 TCU POLL HISTORY

Date	AP Top 25	USA Today Coaches Poll
Preseason	20 (311)	21 (153)
Nov. 12	21 (323)	N/A
Nov. 19	18 (388)	18 (199)
Nov. 26	RV (8)	RV (7)
Dec. 3	RV (9)	NR
Dec. 10	RV (13)	RV (14)
Dec. 17	RV (17)	RV (24)
Dec. 25	RV (6)	RV (17)
Dec. 31	RV (20)	RV (27)
Jan. 7	25 (99)	RV (44)
Jan. 13	RV (12)	RV (24)
Jan. 21	RV (1)	RV (12)
Jan. 28	RV (7)	NR
Feb. 4	NR	NR
Feb. 11	RV (5)	NR
Feb. 18	NR	NR
Feb. 25	NR	NR

2019 SIGNING CLASS

Francisco Farabello | 6-2 | Guard | Argentina

247Sports: Four Stars | No. 93 Overall

Currently plays for NBA Global Academy in Canberra, Australia. Last summer, he played for Argentina in the FIBA U18 Americas Championship and averaged 8.3 points, 5.3 assists and 4.3 rebounds a game. Farabello also participated in Basketball Without Borders Americas 2017 in Nassau, Bahamas and the Basketball Without Borders Global Camp at NBA All-Star 2018 in Los Angeles.

PJ Fuller | 6-4 | Guard | Seattle

247Sports: Four Stars | No. 63 Overall | No. 6 SG

Currently plays at Findlay Prep in Henderson, Nev. Averaged 17.7 points, 6.8 rebounds and 5.0 assists per game last season as a junior at Garfield High School. He helped lead Garfield to the state title, one season after leading Nathan Hale High School to a state title and the USA Today Super 25 national title.

Diante Smith | 6-6 | Forward | Fort Walton Beach, Fla.

247Sports: Four Stars | No. 96 Overall

Averaged 17.5 points, 6.8 rebounds and 2.6 assists last season as a junior at Choctawhatchee High School. Smith was named all-state twice and all-area and team MVP three times.

TCU-HPU CANCELED

TCU's game at Hawaii Pacific on Dec. 28 was canceled. The statement released from TCU Athletics said: Under the current circumstances, it was not appropriate to play the game. Our thoughts and prayers are with Hawaii Pacific and the basketball team at this time. HPU was mourning the loss of teammate Emil Isovic, who died on Dec. 26.

LAST FIVE GAMES ONLY

##	Player	gp-gs	min	avg	Total		3-Point		F-Throw		Rebounds								a	to	blk	stl	pts	avg				
					fg-fga	fg%	3fg-fga	3fg%	ft-fa	ft%	off	def	tot	avg	pf	dq												
12	NOI, Kouat	3-3	121	40.3	18-45	.400	8-23	.348	7-9	.778	11	18	29	9.7	9	1	6	9	3	5	51	17.0						
01	BANE, Desmond	5-5	212	42.4	32-67	.478	9-21	.429	5-5	1.000	11	24	35	7.0	15	1	8	10	0	8	78	15.6						
15	MILLER, JD	5-5	183	36.6	27-53	.509	6-20	.300	14-19	.737	12	26	38	7.6	10	0	4	16	5	3	74	14.8						
25	ROBINSON, Alex	5-5	206	41.2	26-70	.371	7-28	.250	11-21	.524	2	17	19	3.8	14	1	28	19	1	10	70	14.0						
05	DAVIS, Kendric	5-2	134	26.8	14-44	.318	3-9	.333	11-15	.733	4	10	14	2.8	10	0	16	15	0	11	42	8.4						
22	NEMBHARD, RJ	5-0	111	22.2	10-28	.357	6-21	.286	8-11	.727	0	11	11	2.2	11	0	4	4	0	6	34	6.8						
21	SAMUEL, Kevin	5-5	122	24.4	9-17	.529	0-0	.000	1-7	.143	9	19	28	5.6	17	1	1	6	15	3	19	3.8						
11	MAYEN, Lat	1-0	5	5.0	1-4	.250	1-3	.333	0-0	.000	1	1	2	2.0	1	0	0	0	0	0	3	3.0						
34	BARLOW, Russell	2-0	6	3.0	0-1	.000	0-0	.000	0-0	.000	1	0	1	0.5	3	0	0	0	0	0	0	0.0						
31	ASCHIERIS, Owen	1-0	0	0.0	0-0	.000	0-0	.000	0-0	.000	0	0	0	0.0	0	0	0	0	0	0	0	0.0						
Team											9	13	22											2				
Total.....		5	1100	137-329		.416	40-125	.320	57-87	.655	60	139	199	39.8	90	4	67	81	24	46	371	74.2						
Opponents.....		5	1100	144-331		.435	39-122	.320	70-96	.729	59	147	206	41.2	74	-	85	72	21	39	397	79.4						

JAMIE DIXON FILE

Born _____ Nov. 10
 Birthplace _____ Burbank, Calif.
 Hometown _____ Holleywood, Calif.
 High School _____ Notre Dame HS
 Alma Mater _____ TCU (1987)
 Wife _____ Jacqueline

PLAYING EXPERIENCE

1984-87 _____ TCU
 1988 _____ Lacrosse Catbirds (CBA)
 1989-1990 _____ Hawke's Bay Hawks (New Zealand-NBL)

COACHING EXPERIENCE

2016-present _____ TCU Head Coach
 2003-2016 _____ University of Pittsburgh Head Coach
 1999-2003 _____ University of Pittsburgh Associate Head Coach
 1998-1999 _____ University of Hawaii Assistant Coach
 1994-1998 _____ Northern Arizona University Assistant Coach
 1992-1994 _____ University of Hawaii Assistant Coach
 1991-1992 _____ University of California-Santa Barbara Graduate Assistant
 1989-1991 _____ Los Angeles Valley Junior College Assistant
 1989 _____ Te Aute College Head Coach

COACH OF THE YEAR HONORS

2011 _____ Sporting News National Coach of the Year
 2010 _____ Jim Phelan National Coach of the Year
 2010 _____ Madison Square Garden Coach of the Decade
 2009 _____ USA Basketball National Coach of the Year
 2009 _____ Naismith National Coach of the Year
 2009 _____ USBWA District 2 Coach of the Year
 2004 _____ Big East Coach of the Year

CHAMPIONSHIPS

2011 _____ Big East Regular-Season Championship
 2009 _____ FIBA Under-19 World Championship Gold Medal
 2008 _____ Big East Tournament Championship
 2004 _____ Big East Regular-Season Championship

NBA PLAYERS (AS HEAD COACH)

Steven Adams _____ No. 12 in 2013 NBA Draft
 DeJuan Blair _____ No. 37 in 2009 NBA Draft
 Aaron Gray _____ No. 49 in 2007 NBA Draft
 Lamar Patterson _____ No. 48 in 2014 NBA Draft
 Chris Taft _____ No. 42 in 2005 NBA Draft
 Kenrich Williams _____ Undrafted in 2018
 Sam Young _____ No. 36 in 2009 NBA Draft

ADMINISTRATIVE COMMITTEES

NABC Board of Directors _____ 2011-present
 NCAA Ethics Coalition _____ 2009-present
 Leadership Panel-Pentagon _____ May of 2014

ACADEMIC HONORS

Top-10 Percent Academic Performance Rate _____ 2010-11
 Top-10 Percent Academic Performance Rate _____ 2011-12
 Top-10 Percent Academic Performance Rate _____ 2013-14

COACHING TREE - HEAD COACHING SUCCESS

John Alesi _____ Baruch College (N.Y.) Head Coach
 Bill Barton _____ South Kent School (Conn.) Head Coach
 David Cox _____ Rhode Island Head Coach
 Joe Lombardi _____ Indiana Pa. Head Coach
 David Patrick _____ UC Riverside Head Coach
 Pat Skerry _____ Towson Head Coach

JAMIE DIXON YEAR-BY-YEAR

Year	School	Overall	Conference	Standing	Finish
2003-04	Pittsburgh	31-5 (.861)	13-3 (.813)	1st	NCAA Sweet 16
2004-05	Pittsburgh	20-9 (.689)	10-6 (.625)	5th	NCAA First Round
2005-06	Pittsburgh	25-8 (.758)	10-6 (.625)	T-4th	NCAA Second Round
2006-07	Pittsburgh	29-8 (.783)	12-4 (.750)	T-2nd	NCAA Sweet 16
2007-08	Pittsburgh	27-10 (.730)	10-8 (.556)	7th	NCAA Second Round
2008-09	Pittsburgh	31-5 (.861)	15-3 (.833)	T-2nd	NCAA Elite Eight
2009-10	Pittsburgh	25-9 (.735)	13-5 (.722)	T-2nd	NCAA Second Round
2010-11	Pittsburgh	28-6 (.824)	15-3 (.833)	1st	NCAA Third Round
2011-12	Pittsburgh	22-17 (.564)	5-13 (.278)	T-13th	CBI Champions
2012-13	Pittsburgh	24-9 (.727)	12-6 (.667)	4th	NCAA Second Round
2013-14	Pittsburgh	26-10 (.722)	11-7 (.611)	5th	NCAA First Round
2014-15	Pittsburgh	19-15 (.559)	8-10 (.444)	T-9th	NIT Third Round
2015-16	Pittsburgh	21-12 (.636)	9-9 (.500)	T-9th	NCAA First Round
2016-17	TCU	24-15 (.615)	6-12 (.333)	T-7th	NIT Champions
2017-18	TCU	21-12 (.636)	9-9 (.500)	5th	NCAA First Round
2018-19	TCU	18-10	6-9		
At Pittsburgh		328-123 (.727)	143-81 (.638)	---	---
At TCU		63-37 (.630)	21-30 (.411)	---	---
Overall Career		391-160 (.708)	164-113 (.592)	---	---

JAMIE DIXON BY THE NUMBERS

COACHING HONORS

National Coach of the Year 4
 Region Coach of the Year 1
 Conference Coach of the Year 1

NATIONAL ACHIEVEMENTS

NIT Championship 1
 NCAA Tournament app. 12
 NCAA Tournament wins 12
 NCAA Tournament games 24
 Elite Eight appearances 1
 Sweet Sixteen appearances 3
 Earned No. 1 seed 2
 Earned a high seed (1-5) 7
 Total postseason appearances 15
 Total conference titles 3
 Regular season W-L 158-104
 Regular season win. pct. .603
 Regular season titles 2
 Tournament titles 1
 Tournament title game app. 4
 Conference tournament wins 17

DIXON'S PLAYERS

NBA players 5
 NBA draftees 6
 Consensus All-Americans 4
 All-Region honorees 16
 Conf. Player of the Year 1
 Conf. Freshman of the Year 2
 Conf. Most Improved Player 4
 Total Conf. award winners 18
 All-Conference selections 23
 Conference Player of the Week 19
 Conference Rookie/Newcomer of the Week 14
 1,000-point scorers 20

TEAM ACCOMPLISHMENTS

Overall record 373-150
 Winning percentage .715
 30-win seasons 2
 25-win seasons 8
 20-win seasons 14
 20-win/10-league win seasons 10
 10-win league seasons 10

CONFERENCE ACHIEVEMENTS

DIXON'S YOUNG ACTING CAREER

As a youngster growing up in North Hollywood, Dixon had an acting career. He still is a card-carrying member of the Screen Actors Guild. In his early 20s, Dixon was in a Bud Light commercial that featured a woman dunking on him. The commercial was one of the more popular basketball ads of the year and aired on virtually every basketball event.

At age 12, Dixon fired a space gun in a commercial for Mattel. At age 10, he was the star of a TV commercial for Rice Krispies, pretending to celebrate a birthday while eating cereal. At age 5, he did a TV commercial for Volvo, sitting in the back seat and smiling while his father played the driver. He was also in a Kentucky Fried Chicken commercial. Father Jim Dixon was an actor and screenwriter who starred in a variety of movies and productions.

A weekly review of the top performing Horned Frogs alumni, who are currently playing in pro basketball.

Courtesy of Sports I.T. Solutions / Eurobasket.com

- Updated Feb. 27

#1. Kenrich Williams (6'7"-G-94, graduated '18, plays pro in the NBA) led New Orleans Pelicans to a victory against the Los Angeles Lakers (29-31) 128-115 in the NBA in Saturday night's game. He scored 11 points, had 7 boards, passed 5 assists and added 3 steals in 34 minutes. The New Orleans Pelicans have 27-35 record this season. This year Williams averages 5.4ppg, 4.4rpg and 1.5apg in 26 games he played so far.

#2. Jarvis Ray (6'6"-G-90, graduated '14, plays in Cyprus) could not help one of league's weakest teams Enosis Neon Paralimni in their last game on Tuesday. Despite his good performance Enosis Neon Paralimni was edged in an overtime 91-89 on the road by the higher-ranked Etha (#5). Ray was the second best scorer with 14 points. He also added 4 rebounds. Ray has relatively good stats this season 12.0ppg, 4.7rpg and 1.3apg.

#3. Chauncey Collins (6'0"-PG-95, graduated '16, currently in Russia) was not able to help Spartak Primorie Vladivostok in their game against Novosybirsk (14-10) in the Russian Superleague 1 (second division). Collins scored 8 points in 22 minutes. Spartak Primorie Vladivostok was edged 68-65 on the opponent's court by the higher-ranked (#5) Novosybirsk. It was Spartak Primorie Vladivostok's fourth consecutive loss in a row. There are only four games left until the end of the Regular Season. So now every game will be critical. Collins has individually a very good year with high stats. He averages 15.5ppg and 1.5apg in two games.

#4. Brandon Parrish (6'6"-G-94, graduated '17, plays pro in Germany) was not able to secure a victory for Schalke (8-15) in their game against Gladiators (12-12) in the German ProA (second division). He scored only 4 points and grabbed 6 rebounds. Schalke was edged 66-64 at home by the higher-ranked Gladiators (#8). It's Parrish's first season with the team. This year Parrish averages 7.8ppg, 4.7rpg and 1.1apg.

#5. Experienced Bingo Merriex (6'9"-PF-80, graduated '03, plays in Japan) couldn't help Gifu Swoops (12-18) in their game against Koshigaya Alphas (22-8) in the Japanese B League D3, despite his very good performance on Saturday night. Merriex was the top scorer with 19 points. He also added 9 rebounds and dished 3 assists in 36 minutes. But Gifu Swoops were crushed 80-57 in Tokyo by the higher-ranked (#3) Koshigaya Alphas. It's Merriex's first season with the team. Merriex has relatively good stats this year 10.8ppg, 10.8rpg, 4.3apg and 1.1spg in 42 games.

Other former Texas Christian University players, who play in pro basketball:

Garlon Green (6'7"-G/F-91) plays for Khimki in Russian VTB

Vladimir Brodziansky (6'11"-F-94) plays for Rio Natura Monbus Obradoiro CAB in Spanish Liga Endesa

Kyan Anderson (5'11"-PG-92) plays for medi Bayreuth in German BBL

Trey Zeigler (6'5"-G-91) plays for Voluntari in Romanian Liga Nationala

Kevin Langford (6'8"-F/C-85) plays for KTP Basket Kotka in Finnish Korisliiga

Nate Butler Lind (6'6"-SF-89, played in 2011-13) plays for Atleticos de San German in Puerto Rican BSN

Nikola Gacesa (6'9"-F-87) plays for Levice in Slovakian SBL

Chris Washburn (6'8"-F-93) plays for Iskra Svit in Slovakian SBL

Zvonko Buljan (6'9"-C-87) plays for Pitesti in Romanian Liga Nationala

Marin Bavecic (6'1"-PG-88) plays for Monthey in Swiss SBL

John Velez (6'8"-F-83) played for Fast Break in Colombian LPB few monts ago

Ahmed Hamdy (6'9"-F-93) plays for Rustavi in Georgian Superleague

J.R. Cadot (6'5"-F/G-87) plays for Moron in Spanish LEB Silver

Connell Crossland (6'7"-F-91) plays for Athleta in Maltese Division 1

Lee Nailon (6'9"-C/F-75) played for Ghost Ballers in the Big3 last year

TCU'S LONGEST

	2018-19	UNDER DIXON
Longest Winning Streak	9	17*
Longest Losing Streak	2	7
* Over two seasons		

RECORD WHEN

	2018-19	UNDER DIXON
at Home	12-3	41-12
on the Road	2-7	9-22
Neutral Site	4-0	12-3
Leading at halftime	15-2	54-8
Trailing at halftime	3-7	8-27
Tied at halftime	0-1	0-2
Overtime		3-3
Out-shooting the opposition	16-3	55-12
Out-shot by the Opposition	2-7	7-26
Shooting the Same		1-0
TCU shoots 50% or better from field	8-0	33-4
TCU shoots 40-49% from field	9-7	27-23
TCU shoots under 40% from field	1-3	5-6
Opp. shoots 50% or better from field	1-3	7-16
Opp. shoots 40-49% from field	7-6	35-18
Opp. shoots under 40% from field	10-1	21-3
TCU outrebounds opponent	14-4	55-17
Opp. outrebounds TCU	4-5	8-16
Tied in rebounds	0-1	0-5
TCU records 10 or more steals	3-2	16-2
TCU records 15 or more assists	14-2	34-9
TCU commits less than 15 turnovers	11-7	39-26
TCU commits 15 or more turnovers	4-3	19-9
Turnovers are equal	2-1	4-2
TCU commits less turnovers than opp.	11-2	34-12
TCU commits more turnovers than opp.	5-5	21-20
TCU shoots 50% or better from the line	17-10	59-35
TCU shoots under 50% from the line		3-2
TCU shoots 70% or better from the line	10-5	32-16
TCU scores 59 points or less	1-1	1-5
TCU scores between 60-69 points	3-6	11-16
TCU scores between 70-79 points	4-2	11-9
TCU scores between 80-89 points	6-0	25-4
TCU scores between 90-99 points	4-1	14-3
TCU scores 100+ points		1-0
Playing in November	4-1	18-1
Playing in December	7-0	16-3
Playing in January	4-4	11-14
Playing in February	3-5	11-13
Playing in March		7-6
Playing on Saturday	5-4	15-18
Playing on Sunday	3-0	5-0
Playing on Monday	1-3	7-5
Playing on Tuesday	2-2	10-3
Playing on Wednesday	4-1	14-7
Playing on Thursday	1-0	3-1
Playing on Friday	2-0	9-3
Playing during the afternoon (before 5)	7-3	14-14
Playing during the evening	11-7	49-23
Games decided by three points or less	2-1	9-8
Games decided by four to 10 points	7-7	21-18
Games decided by 11-20 points	5-1	20-9
Games decided by more than 20 points	4-1	13-2
Winning the opening tip	13-7	39-13
In white uniforms	16-1	49-9
In purple uniforms	2-6	12-21
In anthracite uniforms	0-1	1-2
In white retro (FROGS) uniforms	0-1	1-4
In purple retro (FROGS) uniforms	0-1	0-1
vs. Top 25 Teams	2-4	5-18
as a Top 25 Team	3-3	11-8

TCU'S LARGEST

SEASON	UNDER DIXON
Lead	37 (vs. USC, 12/7/18) 45 (vs. Tennessee Tech, 11/13/17)
Deficit	29 (at Baylor 2/2/19) 29 (at Baylor 2/2/19)
Margin of Victory	35 (vs. USC, 12/7/18) 37, 2x (last vs. Tennessee Tech, 11/13/17)
Margin of Defeat	26 (at Baylor 2/2/19) 26 (at Baylor 2/2/19)
Halftime Lead	20, 2x (last vs. USC, 12/7/18) 32 (vs. Alabama State, 11/14/16)
Halftime Deficit	16 (at Texas Tech 1/28/19) 24 (vs. Texas Tech, 2/3/18)
Deficit in Win	11 (vs. CSU Bakersfield, 11/7/18) 17 (vs. Washington, 11/30/16)
Halftime Deficit in Win	9 (vs. CSU Bakersfield, 11/7/18) 9 (vs. CSU Bakersfield, 11/7/18)
Lead in Loss	14 (vs. Lipscomb, 11/20/18) 14 (vs. Lipscomb, 11/20/18)
Halftime Lead in Loss	6 (at Oklahoma, 1/12/19) 6 (at Oklahoma, 1/12/19)

TCU AWARDS

DESMOND BANE Big 12 Player of the Week	2/11/19
JAYLEN FISHER Diamond Head Classic All-Tournament Team	12/25/18
KOUAT NOI Big 12 Player of the Week	1/28/19
ALEX ROBINSON Bob Cousy Award Watch List	10/15/18
Preseason All-Conference Honorable Mention	10/17/18
Basketball Hall of Fame Classic Most Outstanding Player	12/7/18
Diamond Head Classic Most Outstanding Player	12/25/18

RECORD WATCH

CAREER POINTS

Rnk	No.	Player	Years
16.	1,227	Kevin Langford	2007-09
17.	1,219	Michael Strickland	1990-92
18.	1,192	Dennis Nutt	1982-85
19.	1,138	Garlon Green	2009-13
20.	1,137	Mickey McCarty	1966-68
21.	1,125	Kenrich Williams	2015-18
22.	1,114	Desmond Bane	2016-pres.
	1,114	Gary Landers	1973-76
24.	1,104	Alex Robinson	2016-pres.
25.	1,101	James Penny	1995-98
T-26.	1,098	Junior Blount	2002-03
T-26.	1,098	Brent Hackett	2005-08
28.	1,095	Ronnie Moss	2009-11
30.	1,084	Ronny Stevenson	1957-59
	1,081	Jeff Jacobs	1994-97
32.	1,068	JD Miller	2015-pres.

CAREER ASSISTS

Rnk	No.	Player	Years
1.	616	Alex Robinson	2016-present
2.	575	Corey Santee	2002-05

CAREER ASSISTS PER GAME

Rnk	No.	Player	Years
1.	7.0	Tony Edmond	1989-90
2.	6.3	Alex Robinson	2016-present
3.	5.8	Hank Thorns	2010-12
	5.8	Greedy Daniels	2000-01

CAREER GAMES PLAYED

Rnk	No.	Player	Years
1.	136	Brandon Parrish	2013-17
2.	131	JD Miller	2015-pres.
	131	Karviar Shepherd	2013-17

CAREER STEALS

Rnk	No.	Player	Years
1.	168	Kyan Anderson	2011-15
2.	163	Mike Jones	1997-98
3.	155	Corey Santee	2002-05
4.	141	Alex Robinson	2016-present
	141	Kenrich Williams	2014-18

SEASON ASSISTS

Rnk	No.	Player	Years
1.	234	Tony Edmond	1989-90
2.	228	Alex Robinson	2016-17
3.	226	Prince Fowler	1998-99
4.	225	Hank Thorns	2010-11
5.	200	Prince Fowler	1997-98
6.	198	Alex Robinson	2018-19
7.	190	Alex Robinson	2017-18

STREAKS

TEAM W/L - OVERALL

Overall	L, 1
Home	W, 1
Road	L, 2
Neutral site	W, 4
Unranked teams	L, 3

TEAM W/L - RANKED OPPONENTS

Ranked teams overall	W, 1
last win: Feb. 23, 2019 vs. #19 Iowa State	
Ranked teams home	W, 1
last win: Feb. 23, 2019 vs. #19 Iowa State	
Ranked teams road	W, 1
last win: Feb. 9, 2019 at #17 Iowa State	
Ranked teams neutral site	W, 1
last win: Dec. 8, 2017 vs. #22 Nevada	

LEADING TCU IN SCORING

Miller	1
--------	---

LEADING TCU IN REBOUNDS

Noi	2
-----	---

LEADING TCU IN ASSISTS

Robinson	4
----------	---

DOUBLE-FIGURE SCORING GAMES

Noi	11
Robinson	7
Bane	6
Miller	3
Nembhard	1

GAMES WITH A 3-POINTER

TCU*	130
Noi	25
Bane	4
Miller	2
Nembhard	2

* Has made at least one 3-pointer in 872-of-874 games

DUNKS

Samuel	39
Miller	18
Noi	8
Bane	8
Nembhard	5
Archie	1
Robinson	1
Total	79

CHARGES TAKEN

Samuel	7
Archie	3
Davis	2
Miller	1

FRESHMAN RECORD WATCH

FRESHMEN ONLY BLOCKED SHOTS

Rnk	No.	Player	Years
1.	59	Kevin Samuel	2018-19
2.	49	Karviar Shepherd	2013-14

FRESHMEN ONLY REBOUNDS

Rnk	No.	Player	Years
1.	264	Damion Walker	1995-96
2.	204	Karviar Shepherd	2013-14
3.	195	Kevin Samuel	2018-19

#1 DESMOND BANE

6-5 | 215 | G | JR | RICHMOND, IND. | SETON CATHOLIC HS

Highlights

Named Big 12 Player of the Week on Feb. 11 after averaging 21.5 points in a 2-0 week with wins over OSU and at No. 17 Iowa State

Went over 1,000 points for his career during the Feb. 6 game against Oklahoma State

Ranks No. 22 all-time at TCU in scoring

Ranks 6th in the Big 12 in scoring average, 15.1

Ranks 7th in the Big 12 in field goal percentage, 49.4

Ranks 9th in the Big 12 in 3-point percentage, 38.8

Ranks 1st in the Big 12 in minutes played, 35.6

Scored 10 or more points in 44 of his last 57 games

Made at least one three in 49 of his last 57 games

Scored 18 of his season-high 24 points against Central Michigan in the first half

Recorded his first-career double-double in the season opener against CSU Bakersfield

Was ranked the No. 6 shooter and No. 98 player overall in Athlon Sports magazine preseason

Prior to this season: Three-point percentage of 46.1% was first in the Big 12 last season as a sophomore... Scored a career high 27 points at Iowa State on 10-of-15 shooting... Named Emerald Coast Classic All-Tournament Team... As a freshman (2016-17) was named Big 12 Men's Basketball Newcomer of the Week after scoring 18 points and grabbing seven rebounds against Bradley (12/21/16)... As a freshman, tied for the team-lead in 3-point percentage at .380 (30-for-79)... Played AAU for Indiana Elite, averaged 30.0 points, 11.5 rebounds, 6.1 assists and 3.2 blocks per game during his senior season... At Seton Catholic HS, had a career-high 62-point outing his senior season, averaged 24.9 points per game and 10.6 rebounds, while scoring over 1,900 points.

Personal: Born June 25, 1998... Guardian is his uncle, Tony Bane... Majoring in business.

Season	gp-gs	min/avg	Total		3-Point		F-Throws		Rebounds				Scoring							
			fg-fga	pct	fg-fga	pct	ft-fa	pct	off	def	tot	avg	pf	fo	ast	to	blk	stl	pts	avg
2016-17	39-13	807/20.7	102-198	.515	30-79	.380	43-56	.768	27	86	113	2.9	74	1	38	39	9	12	277	7.1
2017-18	33-32	1005/30.5	145-269	.539	59-128	.461	64-82	.780	15	119	134	4.1	76	3	82	58	8	31	413	12.5
2018-19	28-28	996/35.6	162-328	.494	45-116	.388	55-61	.902	38	119	157	5.6	64	2	70	40	15	34	424	15.1
TOTAL	100-73	2808/28.1	409-795	.514	134-323	.415	162-199	.814	80	324	404	4.0	214	6	190	137	32	77	1114	11.1

Opponent	Date	gs	min	Total		3-Pointers		Free throws		Rebounds				pf	a	t/o	blk	stl	pts	avg	
				fg-fga	pct	3fg-fga	pct	ft-fa	pct	off	def	tot	avg								
CSU BAKERSFIELD	11/7/18	*	36	5-12	.417	0-3	.000	4-5	.800	1	9	10	10.0	1	3	1	0	14	14.0		
ORAL ROBERTS	11/11/18	*	37	8-14	.571	2-4	.500	4-5	.800	1	1	2	6.0	2	5	2	0	22	18.0		
FRESNO STATE	11/15/18	*	40	10-15	.667	2-3	.667	1-1	1.000	2	5	7	6.3	2	1	3	0	1	23	19.7	
LIPSCOMB	11/20/18	*	34	2-8	.250	0-2	.000	0-0	.000	0	4	4	5.8	4	6	3	1	0	4	15.8	
EASTERN MICHIGAN	11/26/18	*	36	4-11	.364	1-7	.143	2-2	1.000	1	4	5	5.6	1	3	1	1	3	11	14.8	
CENTRAL MICHIGAN	11/30/18	*	32	8-11	.727	4-6	.667	4-4	1.000	2	7	9	6.2	2	3	0	3	1	24	16.3	
at SMU	12/05/18	*	37	4-10	.400	1-4	.250	0-0	.000	1	5	6	6.1	2	3	2	1	1	9	15.3	
vs USC	12/07/18	*	25	4-7	.571	2-4	.500	1-1	1.000	1	3	4	5.9	1	4	1	0	1	11	14.8	
INDIANA STATE	12/16/18	*	31	7-9	.778	1-3	.333	2-3	.667	1	4	5	5.8	1	3	1	2	1	17	15.0	
vs Charlotte	12/22/18	*	25	4-7	.571	0-3	.000	2-2	1.000	0	4	4	5.6	1	3	1	1	2	10	14.5	
vs Bucknell	12/23/18	*	35	7-14	.500	2-5	.400	0-0	.000	1	6	7	5.7	0	2	0	0	0	16	14.6	
vs Indiana State	12/25/18	*	36	1-3	.333	0-0	.000	2-2	1.000	0	3	3	5.5	1	2	0	0	1	4	13.8	
BAYLOR	01/05/19	*	28	8-11	.727	3-4	.750	3-3	1.000	1	4	5	5.5	5	3	1	0	1	22	14.4	
at Kansas	01/09/19	*	37	6-10	.600	1-1	1.000	0-0	.000	0	4	4	5.4	4	2	2	0	0	13	14.3	
at Oklahoma	01/12/19	*	39	3-13	.231	1-4	.250	2-2	1.000	3	4	7	5.5	3	6	2	1	1	9	13.9	
WEST VIRGINIA	01/15/19	*	34	11-18	.611	3-5	.600	1-3	.333	5	3	8	5.6	3	0	2	1	2	26	14.7	
at Kansas State	01/19/19	*	28	6-14	.429	2-8	.250	2-2	1.000	1	4	5	5.6	3	0	1	0	1	16	14.8	
TEXAS	01/23/19	*	37	6-15	.400	1-5	.200	4-4	1.000	1	6	7	5.7	3	3	1	1	1	17	14.9	
FLORIDA	01/26/19	*	36	4-13	.308	1-6	.167	8-8	1.000	1	5	6	5.7	1	3	0	2	1	17	15.0	
at Texas Tech	01/28/19	*	34	5-11	.455	3-6	.500	0-0	.000	0	3	3	5.6	3	3	2	0	1	13	14.9	
at Baylor	02/02/19	*	30	2-7	.286	0-0	.000	1-1	1.000	1	1	2	5.4	2	1	2	1	1	5	14.4	
OKLAHOMA STATE	02/06/19	*	39	9-17	.529	6-9	.667	2-3	.667	1	2	3	5.3	2	0	0	0	1	26	15.0	
at Iowa State	02/09/19	*	38	6-11	.545	0-3	.000	5-5	1.000	2	4	6	5.3	2	3	2	0	3	17	15.0	
KANSAS	02/11/19	*	44	8-15	.533	2-2	1.000	0-0	.000	1	6	7	5.4	2	1	3	0	1	18	15.2	
OKLAHOMA	02/16/19	*	36	3-12	.250	1-6	.167	1-1	1.000	4	4	8	5.5	5	4	1	0	1	8	14.9	
at Oklahoma State	02/18/19	*	40	8-15	.533	3-8	.375	0-0	.000	1	6	7	5.5	4	0	3	0	1	19	15.0	
IOWA STATE	02/23/19	*	39	6-8	.750	2-2	1.000	2-2	1.000	2	3	5	5.5	1	2	1	0	1	16	15.1	
at West Virginia	02/26/19	*	53	7-17	.412	1-3	.333	2-2	1.000	3	5	8	5.6	3	1	2	0	4	17	15.1	
Totals			28	996	162-328	.494	45-116	.388	55-61	.902	38	119	157	5.6	64	70	40	15	34	424	15.1

Games played: 28
Minutes/game: 35.6
Points/game: 15.1
FG Pct: 49.4
3FG Pct: 38.8
FT Pct: 90.2

Rebounds/game: 5.6
Assists/game: 2.5
Turnovers/game: 1.4
Assist/turnover ratio: 1.8
Steals/game: 1.2
Blocks/game: 0.5



GAME HIGHS

Points

Season 26, 2x (last 2/6/19 vs. OSU)

Career 27 (2/21/18 at Iowa State)

Rebounds

Season 10 (11/7/18 vs. CSU Bakersfield)

Career 10, 2x (last 11/7/18 vs. CSU Bakersfield)

Assists

Season 6, 2x (last 1/12/19 at Oklahoma)

Career 6, 2x (last vs. 11/20/18 vs. Lipscomb)

Steals

Season 4 (2/26/19 at West Virginia, 30T)

Career Same

Blocks

Season 3 (11/30/18 vs. Central Michigan)

Career Same

Field Goals

Season 11 (1/15/19 vs. West Virginia)

Career Same

Field Goal Attempts

Season 18 (1/15/19 vs. West Virginia)

Career Same

3-Point Field Goals:

Season 6 (2/6/19 vs. OSU)

Career 6, 2x (last 2/6/19 vs. OSU)

3-Point Field Goal Attempts

Season 9 (2/6/19 vs. OSU)

Career 10 (11/13/17 vs. TTU)

Free Throws

Season 8 (1/26/19 vs. Florida)

Career 8, 2x (last 1/26/19 vs. Florida)

Free Throw Attempts

Season 8 (1/26/19 vs. Florida)

Career 10 (2/24/18 vs. Baylor)

Minutes

Season 53 (2/26/19 at West Virginia, 30T)

Career Same

MISCELLANEOUS STATS

Year	Season	Career	W/L
20+ Points:	6	9	8-1
10+ Points:	21	59	44-15
10+ Rebs:	1	2	2-0
Double-Doubles:	1	1	1-0
5+ Assists:	1	3	3-0
Led Team In Points:	10	18	14-4
Led Team In Rebounds:	1	6	6-0
Led Team In Assists:	3	4	21-3

#5 KENDRIC DAVIS

5-11 | 180 | G | FR | HOUSTON, TEXAS | SAM HOUSTON HS

Highlights

Scored a career high and team-leading 22 points to help TCU upset No. 17 Iowa State in Ames on Feb. 9.

Scored four points on four free throws, all in the final five minutes of the close game, in his TCU debut on Nov. 7 against CSU Bakersfield

Prior to this season: Earned a four-star rating by ESPN, 247Sports and Rivals... Was a nominee for the McDonald's All-American Game... Named to the second team of the ALL-USA Texas Boys Basketball Team by USA Today as a senior... Was a member of the TABC Boys' All-State Class 6A Team as a senior junior and sophomore... Named 20-6A District MVP as a senior, junior and sophomore... Ranked as the No. 23 point guard in the nation and No. 9 player in Texas by 247Sports... Ranked as the No. 100 player and No. 22 point guard nationally by Rivals... Averaged 22.6 points and 6.6 assists per game while shooting 79 percent from the field, 51.3 percent from three and 82 percent from the free throw line as a senior... Led Sam Houston to a 29-5 record... All-Greater Houston Area First Team as a junior and a senior... Averaged 23.0 points and 7.4 assists per game as a junior... Averaged 19.1 points and 7.3 assists as a sophomore.

Personal: Born May, 14, 1999... Son of John Davis (father) and Patricia Davis (mother)... Roommates with Kaden Archie, Russell Barlow and assistant coach Corey Barker's son, Mike... Majoring in sports management.



GAME HIGHS

Points

Season 22 (2/9/19 at Iowa St.)

Career Same

Rebounds

Season 6 (11/11/18 vs. Oral Roberts)

Career Same

Assists

Season 6 (11/30/18 vs. Central Michigan)

Career Same

Steals

Season 6 (2/16/19 vs. Oklahoma)

Career Same

Blocks

Season -

Career Same

Field Goals

Season 7 (2/9/19 at Iowa St.)

Career Same

Field Goal Attempts

Season 12 (2/18/19 at Oklahoma State)

Career Same

3-Point Field Goals:

Season 2, 3x (last 2/16/19 vs. Oklahoma)

Career Same

3-Point Field Goal Attempts

Season 6 (1/19/19 at Kansas State)

Career Same

Free Throws

Season 7 (2/11/19 vs. Kansas)

Career Same

Free Throw Attempts

Season 11 (2/11/19 vs. Kansas)

Career Same

Minutes

Season 36 (2/11/19 vs. Kansas)

Career Same

MISCELLANEOUS STATS

Year	Season	W/L
20+ Points:	1	1-0
10+ Points:	6	2-4
10+ Rebs:	-	0-0
Double-Doubles:	-	0-0
5+ Assists:	2	1-1
Led Team In Points:	2	1-1
Led Team In Rebounds:	-	0-0
Led Team In Assists:	1	0-1

Season	gp-gs min/avg		Total		3-Point		F-Throws		Rebounds											Scoring	
			fg-fga	pct	fg-fga	pct	ft-fa	pct	off	def	tot	avg	pf	fo	ast	to	blk	stl	pts	avg	
2018-19	28-2	472/16.9	61-151	.404	11-36	.306	48-64	.750	8	39	47	1.7	37	0	56	43	0	25	181	6.5	
TOTAL	28-2	472/16.9	61-151	.404	11-36	.306	48-64	.750	8	39	47	1.7	37	0	56	43	0	25	181	6.5	

Opponent	Date	gs	min	Total		3-Pointers		Free throws		Rebounds				pf	a	t/o	blk	stl	pts	avg
				fg-fga	pct	3fg-fga	pct	ft-fa	pct	off	def	tot	avg							
CSU BAKERSFIELD	11/7/18	9	0-0	.000	0-0	.000	4-4	1.000	0	2	2	2.0	2	1	1	0	0	4	4.0	
ORAL ROBERTS	11/11/18	17	2-7	.286	0-1	.000	2-3	.667	1	5	6	4.0	1	1	1	0	1	6	5.0	
FRESNO STATE	11/15/18	9	0-3	.000	0-1	.000	0-2	.000	0	0	0	2.7	0	1	0	0	0	0	3.3	
LIPSCOMB	11/20/18	12	5-7	.714	0-2	.000	4-6	.667	0	1	1	2.3	1	1	1	0	0	14	6.0	
EASTERN MICHIGAN	11/26/18	4	2-2	1.000	0-0	.000	0-0	.000	0	0	0	1.8	1	1	2	0	0	4	5.6	
CENTRAL MICHIGAN	11/30/18	12	1-3	.333	0-0	.000	2-4	.500	0	2	2	1.8	1	6	0	0	1	4	5.3	
at SMU	12/05/18	12	1-4	.250	1-3	.333	0-0	.000	1	0	1	1.7	0	1	0	0	0	3	5.0	
vs USC	12/07/18	12	2-3	.667	1-1	1.000	3-4	.750	0	1	1	1.6	0	1	1	0	0	8	5.4	
INDIANA STATE	12/16/18	12	3-6	.500	0-0	.000	0-0	.000	0	0	0	1.4	0	1	2	0	0	6	5.4	
vs Charlotte	12/22/18	14	3-6	.500	0-0	.000	1-1	1.000	1	1	2	1.5	3	2	0	0	1	7	5.6	
vs Bucknell	12/23/18	4	0-0	.000	0-0	.000	0-0	.000	0	0	0	1.4	0	0	0	0	1	0	5.1	
vs Indiana State	12/25/18	18	5-9	.556	0-1	.000	0-0	.000	0	0	0	1.3	0	1	0	0	2	10	5.5	
BAYLOR	01/05/19	15	2-3	.667	0-1	.000	2-4	.500	0	1	1	1.2	2	1	2	0	1	6	5.5	
at Kansas	01/09/19	22	2-6	.333	0-1	.000	0-0	.000	0	4	4	1.4	1	3	3	0	2	4	5.4	
at Oklahoma	01/12/19	16	0-4	.000	0-1	.000	2-2	1.000	0	2	2	1.5	1	3	2	0	0	2	5.2	
WEST VIRGINIA	01/15/19	24	2-6	.333	1-2	.500	2-2	1.000	0	2	2	1.5	4	4	1	0	1	7	5.3	
at Kansas State	01/19/19	25	2-8	.250	2-6	.333	0-0	.000	0	1	1	1.5	0	2	5	0	0	6	5.4	
TEXAS	01/23/19	13	3-6	.500	1-2	.500	0-0	.000	0	1	1	1.4	1	0	3	0	1	7	5.4	
FLORIDA	01/26/19	6	0-0	.000	0-0	.000	2-2	1.000	0	0	0	1.4	1	2	0	0	0	2	5.3	
at Texas Tech	01/28/19	24	3-5	.600	0-1	.000	4-4	1.000	0	2	2	1.4	3	2	3	0	0	10	5.5	
at Baylor	02/02/19	19	1-6	.167	0-1	.000	2-3	.667	0	2	2	1.4	1	1	0	0	1	4	5.4	
OKLAHOMA STATE	02/06/19	10	1-3	.333	0-0	.000	1-1	1.000	0	0	0	1.4	1	1	0	0	0	3	5.3	
at Iowa State	02/09/19	29	7-10	.700	2-3	.667	6-7	.857	1	2	3	1.4	3	4	1	0	2	22	6.0	
KANSAS	02/11/19	36	4-9	.444	1-3	.333	7-11	.636	0	5	5	1.6	1	7	3	0	2	16	6.5	
OKLAHOMA	02/16/19	* 33	5-10	.500	2-2	1.000	2-2	1.000	0	2	2	1.6	0	4	3	0	6	14	6.8	
at Oklahoma State	02/18/19	* 32	2-12	.167	0-2	.000	2-2	1.000	2	2	4	1.7	4	3	4	0	0	6	6.7	
IOWA STATE	02/23/19	12	1-5	.200	0-2	.000	0-0	.000	1	0	1	1.7	1	1	1	0	1	2	6.6	
at West Virginia	02/26/19	21	2-8	.250	0-0	.000	0-0	.000	1	1	2	1.7	4	1	4	0	2	4	6.5	
Totals		2	472	61-151	.404	11-36	.306	48-64	.750	8	39	47	1.7	37	56	43	0	25	181	6.5

Games played: 28
Minutes/game: 16.9
Points/game: 6.5
FG Pct: 40.4
3FG Pct: 30.6
FT Pct: 75.0

Rebounds/game: 1.7
Assists/game: 2.0
Turnovers/game: 1.5
Assist/turnover ratio: 1.3
Steals/game: 0.9

#12 Kouat Noi

6-7 | 210 | F | R-SO | NEWCASTLE, AUSTRALIA | MONTVERDE ACADEMY (FLA.)

Highlights

Coming off back-to-back double-doubles for the first time in his career
Did not play Feb. 16 (OU) & Feb. 18 (OSU) due to an ankle injury suffered in practice on Feb. 15 | Did not play on Jan. 19 (KSU) due to illness
Named Big 12 Player of the Week on Jan. 28 after averaging 18.5 points and 8.5 rebounds in a 2-0 week for TCU
Has recorded back-to-back double-doubles
Made at least one 3-pointer in 25-straight games, the longest active streak in the Big 12 and 3rd longest active streak among major conference players
Made at least one 3-pointer in 38 of his last 39 games
Ranks 7th in the Big 12 in scoring average, 15.1
Ranks 3rd in the Big 12 in 3-pointers made per game, 2.5
Ranks 9th in the Big 12 in 3-point percentage, 38.8
Scored in double figures in his last 12 games and all but two games this season
Scored 30 points at No. 23 Oklahoma (1/12/19), the most by a TCU player since Garlon Green scored 31 at Rice on Dec. 12, 2012.
Made 8 3-pointers at No. 23 Oklahoma (1/12/19), the most since Hank Thorns made 8 on Feb. 14, 2012 vs. UNLV.
One of 5 TCU players to ever make 8 threes in a game.
Scored in double figures in all but two games
Was unavailable in the first three games of the season

Prior to this season: Scored at least 10 points 18 times including a season-high 19 against Oklahoma State (2/17/18) last season as a freshman... Made at least one 3-pointer in all but seven games... Ranked fourth in the Big 12 in 3-point percentage at 43.4 percent as a freshman (2017-18) and tied with Desmond Bane with a team-best 59 made 3-pointers... Fifty percent of his field goals made were from 3-point range... Field goal percentage of 49.6 ranked 12th in the Big 12. Competed at Montverde Academy Prep in Montverde, Fla. during the 2015-16 season... Was a consensus three-star recruit and the No. 19 ranked player in the state of Florida by 247Sports... Ranked No. 7 overall in the 2016 Australian Class rankings according to AUSAHoops.com.

Personal: Born Oct. 29, 1997 in Khartoum, Sudan... Moved to Australia in 2002... Moved to America in 2014... Son of Ater Dhiu (father), who lives in Melbourne, Australia and Soura Peter (mother), who lives in Sydney, Australia... Body fat percentage was 22% when he arrived at TCU and is now 12%... Chose No. 12 as his jersey number because that's the age he started playing basketball... Cousin of teammate Lat Mayen, also his roommate... Majoring in criminal justice.

Season	gp-gs	min/avg	Total		3-Point		F-Throws		Rebounds				Scoring			
			fg-fga	pct	fg-fga	pct	ft-fa	pct	off	def	tot	avg	pts	avg	pts	avg
2017-18	33-9	726/22.0	118-238	.496	59-136	.434	40-66	.606	37	91	128	3.9	62	1	24	28
2018-19	22-10	639/29.0	119-255	.467	56-145	.386	39-51	.765	37	78	115	5.2	45	2	24	29
TOTAL	55-19	1365/24.8	237-493	.481	115-281	.409	79-117	.675	74	169	243	4.4	107	3	48	57

Opponent	Date	gs	min	Total		3-Pointers		Free throws		Rebounds				pf	a	t/o	blk	stl	pts	avg
				fg-fga	pct	3fg-fga	pct	ft-fa	pct	off	def	tot	avg							
CSU BAKERSFIELD	11/7/18	dnp	-	-	-	-	-	-	-	-	-	-	-	-	-	-	-	-	-	-
ORAL ROBERTS	11/11/18	dnp	-	-	-	-	-	-	-	-	-	-	-	-	-	-	-	-	-	-
FRESNO STATE	11/15/18	dnp	-	-	-	-	-	-	-	-	-	-	-	-	-	-	-	-	-	-
LIPSCOMB	11/20/18	23	1-7	.143	1-7	.143	1-2	.500	0	9	9	9.0	1	0	1	1	1	1	4	4.0
EASTERN MICHIGAN	11/26/18	27	11-15	.733	5-8	.625	0-0	.000	0	2	2	5.5	2	4	1	0	1	27	15.5	
CENTRAL MICHIGAN	11/30/18	23	7-12	.583	1-5	.200	1-2	.500	1	0	1	4.0	3	1	1	0	0	16	15.7	
at SMU	12/05/18	30	5-14	.357	2-7	.286	0-0	.000	4	2	6	4.5	1	3	1	1	2	12	14.8	
vs USC	12/07/18	25	6-14	.429	2-8	.250	0-0	.000	1	5	6	4.8	1	0	0	1	0	14	14.6	
INDIANA STATE	12/16/18	20	3-9	.333	2-3	.667	2-2	1.000	5	3	8	5.3	0	1	0	0	0	10	13.8	
vs Charlotte	12/22/18	18	6-11	.545	3-7	.429	0-0	.000	3	1	4	5.1	1	1	1	0	2	15	14.0	
vs Bucknell	12/23/18	29	3-8	.375	3-8	.375	4-4	1.000	0	7	7	5.4	2	1	1	0	2	13	13.9	
vs Indiana State	12/25/18	15	3-4	.750	2-3	.667	4-4	1.000	0	0	0	4.8	4	1	1	0	3	12	13.7	
BAYLOR	01/05/19	20	4-7	.571	1-3	.333	0-0	.000	0	1	1	4.4	2	1	0	0	0	9	13.2	
at Kansas	01/09/19	28	3-7	.429	2-5	.400	2-4	.500	1	1	2	4.2	2	1	3	1	3	10	12.9	
at Oklahoma	01/12/19	34	10-14	.714	8-12	.667	2-2	1.000	0	1	1	3.9	3	0	0	0	2	30	14.3	
WEST VIRGINIA	01/15/19	*	18	4-10	.400	2-6	.333	2-2	1.000	0	2	2	3.8	5	1	1	0	1	12	14.2
at Kansas State	01/19/19	dnp	-	-	-	-	-	-	-	-	-	-	-	-	-	-	-	-	-	-
TEXAS	01/23/19	* 33	5-13	.385	1-4	.250	4-5	.800	6	5	11	4.3	1	0	1	0	1	15	14.2	
FLORIDA	01/26/19	* 35	8-17	.471	3-8	.375	3-5	.600	2	4	6	4.4	2	0	4	0	0	22	14.7	
at Texas Tech	01/28/19	* 29	4-9	.444	2-5	.400	7-10	.700	0	2	2	4.3	2	1	0	0	1	17	14.9	
at Baylor	02/02/19	* 38	7-13	.538	1-6	.167	0-0	.000	1	3	4	4.2	0	1	3	0	0	15	14.9	
OKLAHOMA STATE	02/06/19	* 35	4-11	.364	4-10	.400	0-0	.000	1	6	7	4.4	2	0	1	0	0	12	14.7	
at Iowa State	02/09/19	* 38	7-15	.467	3-7	.429	0-0	.000	1	6	7	4.5	2	1	0	0	1	17	14.8	
KANSAS	02/11/19	* 42	6-17	.353	1-9	.111	1-1	1.000	3	3	6	4.6	2	1	0	0	1	14	14.8	
OKLAHOMA	02/16/19	dnp	-	-	-	-	-	-	-	-	-	-	-	-	-	-	-	-	-	-
IOWA STATE	02/23/19	* 36	5-17	.294	4-7	.571	6-8	.750	6	7	13	5.0	2	1	4	1	1	20	15.0	
at West Virginia	02/26/19	* 43	7-11	.636	3-7	.429	0-0	.000	2	8	10	5.2	5	4	5	2	3	17	15.1	
Totals		10	639	119-255	.467	56-145	.386	39-51	.765	37	78	115	5.2	45	24	29	7	25	333	15.1

Games played: 22
Minutes/game: 29.0
Points/game: 15.1
FG Pct: 46.7
3FG Pct: 38.6
FT Pct: 76.5

Rebounds/game: 5.2
Assists/game: 1.1
Turnovers/game: 1.3
Assist/turnover ratio: 0.8
Steals/game: 1.1
Blocks/game: 0.3



GAME HIGHS

Points

Season	30 (1/12/19 at Oklahoma)
Career	Same

Rebounds

Season	11 (1/23/19 vs. Texas)
Career	Same

Assists

Season	4 (1/26/18 vs. Eastern Michigan)
Career	Same

Steals

Season	3 (1/9/19 at Kansas)
Career	3, 3x (last 1/9/19 at Kansas)

Blocks

Season	1, 4x (last 1/9/19 at Kansas)
Career	2 (1/27/18 at Vanderbilt)

Field Goals

Season	11 (1/26/18 vs. Eastern Michigan)
Career	Same

Field Goal Attempts

Season	17, 3x (last 2/23/19 vs. West Virginia)
Career	Same

3-Point Field Goals:

Season	8 (1/12/19 at Oklahoma)
Career	Same

3-Point Field Goal Attempts

Season	12 (1/12/19 at Oklahoma)
Career	Same

Free Throws

Season	7 (1/28/19 at Texas Tech)
Career	7, 2x (last 1/28/19 at Texas Tech)

Free Throw Attempts

Season	10 (1/28/19 at Texas Tech)
Career	Same

Minutes

Season	43 (2/26/19 at West Virginia, 30T)
Career	Same

MISCELLANEOUS STATS

Year	Season	Career	W/L
10+ Points:	19	37	26-11
10+ Rebs:	3	3	2-1
Double-Doubles:	3	3	2-1
5+ Assists:	-	-	0-0
Led Team In Points:	6	9	6-3
Led Team In Rebounds:	3	4	2-2
Led Team In Assists:	0	0	0-0

#15 JD MILLER

6-8 | 235 | F | SR | DALLAS, TEXAS | SEAGOVILLE HS

Highlights

No. 2 all-time in games played, five shy of Brandon Parrish's record of 136

Ranks 8th in the Big 12 in rebounding average, 6.6

Ranks 32nd in career scoring at TCU | Went over 1,000 career points on Feb. 11 against No. 14 Kansas.

With the game tied, hit a 10-footer with 0.3 remaining to win the game for TCU over OSU on Feb. 6

Scored in double figures in five-straight games to start the season, the longest such streak of his career.

Had a career-best seven assists against Oral Roberts

Prior to this season: Averaged 7.9 points and 3.8 rebounds as a junior last season (2017-18) and scored at least 10 points 10 times... Started 36 of 37 games and averaged 7.2 points and 3.2 rebounds as a sophomore (2016-17)... Coming out of high school, was a four-star recruit and the 19th best small forward in the nation according to ESPN.com... Ranked No. 10 overall among ESPN's 2015 Top Texas Recruits and sits just outside the top-10 among all players in the Midlands region ... Was a three-star rated recruit according to Rivals and Scout.com, led Seagoville High School to a 20-12 record, while averaging 24.5 points and 13 boards in his senior year... Was district MVP and 5A all-state.

Personal: Born Dec. 1, 1996... JD is short for Jalon Demarco... Son of Byron Miller... Majoring in sociology.



GAME HIGHS

Points

Season 24 (2/26/19 at West Virginia, 30T)

Career Same

Rebounds

Season 12, 2x (last 1/12/19 at Oklahoma)

Career 12, 3x (last 1/12/19 at Oklahoma)

Assists

Season 7 (11/11/18 vs. Oral Roberts)

Career Same

Steals

Season 3 (1/15/19 vs. West Virginia)

Career 3, 3x (last 1/15/19 vs. West Virginia)

Blocks

Season 2, 3x (last 2/26/19 at West Virginia, 30T)

Career 5, 2x (last 11/24/17 vs. New Mexico)

Field Goals

Season 9 (2/26/19 at West Virginia, 30T)

Career 9, 2x (last 2/26/19 at West Virginia, 30T)

Field Goal Attempts

Season 15 (2/16/19 vs. Oklahoma)

Career 17 (1/28/17 vs. Auburn)

3-Point Field Goals:

Season 2, 3x (last 1/19/19 at Kansas State)

Career 5 (1/17/18 vs. Iowa State)

3-Point Field Goal Attempts

Season 8 (2/16/19 vs. Oklahoma)

Career Same

Free Throws

Season 7 (12/5/18 at SMU)

Career 7, 2x (last 12/5/18 at SMU)

Free Throw Attempts

Season 9 (1/26/18 vs. Eastern Michigan)

Career 12 (1/17/18 vs. Iowa State)

Minutes

Season 48 (2/26/19 at West Virginia, 30T)

Career Same

MISCELLANEOUS STATS

Year	Season	Career	W/L
10+ Points:	18	43	29-14
10+ Rebs:	5	7	3-4
Double-Doubles:	3	4	2-2
5+ Assists:	2	4	3-1
Led Team In Points:	4	9	3-6
Led Team In Rebounds:	10	19	8-11
Led Team In Assists:	1	3	1-2

Season	gp-gs	min/avg	Total fg-fga pct	3-Point fg-fga pct	F-Throws ft-fa pct	Rebounds off def tot avg	Scoring pf fo ast to blk stl pts avg
2015-16	33-3	640/19.4	72-189 .381	6-20 .300	73-103 .709	63 78 141 4.3	52 0 21 50 18 26 223 6.8
2016-17	37-36	697/18.8	101-239 .423	32-101 .317	34-56 .607	30 90 120 3.2	47 0 37 39 15 19 268 7.2
2017-18	33-24	655/19.8	101-214 .472	19-61 .311	41-62 .661	42 84 126 3.8	46 1 33 37 18 20 262 7.9
2018-19	28-28	856/30.6	105-225 .467	19-76 .250	86-126 .683	64 121 185 6.6	54 0 45 36 10 20 315 11.3
TOTAL	131-91	2848/21.7	379-867 .437	76-258 .295	234-347 .674	199 373 572 4.4	199 1 136 162 61 85 1068 8.2

				Total		3-Pointers		Free throws		Rebounds											
Opponent	Date	gs	min	fg-fga	pct	3fg-fga	pct	ft-fa	pct	off	def	tot	avg	pf	a	t/o	blk	stl	pts	avg	
CSU BAKERSFIELD	11/7/18	*	34	5-7	.714	2-4	.500	1-1	1.000	2	4	6	6.0	2	0	0	1	0	13	13.0	
ORAL ROBERTS	11/11/18	*	26	6-8	.750	1-2	.500	0-0	.000	0	4	4	5.0	3	7	0	0	0	13	13.0	
FRESNO STATE	11/15/18	*	36	4-8	.500	2-5	.400	4-4	1.000	2	5	7	5.7	1	1	1	0	1	14	13.3	
LIPSCOMB	11/20/18	*	24	3-5	.600	0-1	.000	5-8	.625	1	2	3	5.0	1	1	1	0	1	11	12.8	
EASTERN MICHIGAN	11/26/18	*	17	3-3	1.000	0-0	.000	5-9	.556	1	3	4	4.8	3	3	0	0	0	11	12.4	
CENTRAL MICHIGAN	11/30/18	*	27	3-6	.500	0-2	.000	0-3	.000	4	8	12	6.0	2	2	2	0	1	6	11.3	
at SMU	12/05/18	*	36	4-9	.444	0-3	.000	7-9	.778	4	3	7	6.1	2	1	0	1	0	15	11.9	
vs USC	12/07/18	*	24	5-7	.714	1-3	.333	3-3	1.000	1	2	3	5.8	3	5	2	0	1	14	12.1	
INDIANA STATE	12/16/18	*	26	2-7	.286	0-0	.000	3-4	.750	2	6	8	6.0	2	1	1	0	1	7	11.6	
vs Charlotte	12/22/18	*	18	4-8	.500	0-2	.000	1-2	.500	2	3	5	5.9	0	0	0	0	0	9	11.3	
vs Bucknell	12/23/18	*	31	3-8	.375	0-2	.000	6-6	1.000	2	4	6	5.9	4	0	2	0	0	12	11.4	
vs Indiana State	12/25/18	*	35	6-11	.545	0-4	.000	0-0	.000	3	7	10	6.3	2	4	2	0	0	12	11.4	
BAYLOR	01/05/19	*	33	4-7	.571	0-0	.000	5-9	.556	3	7	10	6.5	1	4	1	0	1	13	11.5	
at Kansas	01/09/19	*	25	1-6	.167	1-4	.250	0-0	.000	1	8	9	6.7	1	0	1	0	1	3	10.9	
at Oklahoma	01/12/19	*	28	2-11	.182	0-0	.000	5-8	.625	6	6	12	7.1	4	1	0	0	0	9	10.8	
WEST VIRGINIA	01/15/19	*	35	4-7	.571	1-2	.500	4-6	.667	0	3	3	6.8	0	5	1	0	3	13	10.9	
at Kansas State	01/19/19	*	40	4-8	.500	2-5	.400	1-2	.500	3	4	7	6.8	2	3	0	0	1	11	10.9	
TEXAS	01/23/19	*	36	3-8	.375	1-4	.250	4-6	.667	1	2	3	6.6	1	1	0	0	2	11	10.9	
FLORIDA	01/26/19	*	26	1-6	.167	0-2	.000	0-0	.000	2	3	5	6.5	0	0	1	0	1	2	10.5	
at Texas Tech	01/28/19	*	28	2-4	.500	0-1	.000	4-5	.800	2	3	5	6.5	2	1	2	2	0	8	10.4	
at Baylor	02/02/19	*	32	5-11	.455	1-3	.333	6-7	.857	3	2	5	6.4	1	0	1	0	0	17	10.7	
OKLAHOMA STATE	02/06/19	*	36	3-12	.250	1-5	.200	4-6	.667	4	5	9	6.5	3	0	1	0	2	11	10.7	
at Iowa State	02/09/19	*	20	1-5	.200	0-2	.000	4-9	.444	3	1	4	6.4	4	1	1	1	1	6	10.5	
KANSAS	02/11/19	*	28	2-8	.250	0-2	.000	4-6	.667	2	6	8	6.5	3	0	0	1	0	8	10.4	
OKLAHOMA	02/16/19	*	38	6-15	.400	2-8	.250	0-0	.000	4	7	11	6.6	0	0	3	0	1	14	10.5	
at Oklahoma State	02/18/19	*	35	4-6	.667	0-1	.000	3-3	1.000	0	6	6	6.6	3	0	3	2	0	11	10.5	
IOWA STATE	02/23/19	*	34	6-10	.600	1-2	.500	4-7	.571	4	5	9	6.7	0	1	4	0	1	17	10.8	
at West Virginia	02/26/19	*	48	9-14	.643	3-7	.429	3-3	1.000	2	2	4	6.6	4	3	6	2	1	24	11.3	
Totals			28	856	105-225	.467	19-76	250	86-126	.683	64	121	185	6.6	54	45	36	10	20	315	11.3

Games played: 28
Minutes/game: 30.6
Points/game: 11.3
FG Pct: 46.7
3FG Pct: 25.0
FT Pct: 68.3

Rebounds/game: 6.6
Assists/game: 1.6
Turnovers/game: 1.3
Assist/turnover ratio: 1.3
Steals/game: 0.7
Blocks/game: 0.4

#21 KEVIN SAMUEL

6-11 | 250 | C | R-FR | CODRINGTON VILLAGE, BARBUDA | REDEMPTION CHRISTIAN (TEXAS)

Highlights

TCU's career leader in blocked shots for a freshman
Ranks 7th nationally among freshmen with 59 blocked shots
Ranks 4th at TCU for most rebounds as a freshman
Ranks 26th in the nation in offensive rebound percentage, 14.1
Ranks 2nd in the Big 12 in field goal percentage, 66.2 | The school record for a season is 68.1% by Erik Martin in 1989-90
Ranks 4th in the Big 12 in blocks per game, 2.1
Ranks 5th in the Big 12 in rebounding, 1st among freshmen, 7.0
Ranks 4th in the Big 12 in offensive rebounding, 2.8 | Ranks 3rd in the Big 12 in offensive rebounding in Big 12 games, 3.2
Has recorded at least 1 block in each of the last 11 games
39 of his 86 field goals have been dunks
Had six blocked shots against Fresno State, a TCU freshman record and the first TCU player with six blocks in a game since Marlon Dumont had six on Jan. 26, 2002 vs. Southern Miss
Recorded back-to-back double-doubles with 11 points and 11 rebounds, on Nov. 11 against ORU and 14 points and 10 rebounds on Nov. 15 against FS
One of just nine freshmen this season whose first collegiate points came off a dunk

Prior to this season: Practiced but did not play for TCU during the 2017-18 season... Started practicing with TCU in December of 2017... Ranked No. 6 in the class of 2017 top 100 players in the state of Texas according to TexasTop100.com... Rated the No. 7 recruit in Texas and No. 8 nationally at his position by 247Sports.com... Consensus four-star recruit... Earned national rank of 82 by ESPN.com, 115 by Rivals.com and 124 by 247Sports.com... Was homeschooled and played for Redemption Christian Academy in Houston last season.

Personal: Born Aug. 3, 1997... Son of Densel Samuel (father) and Tyra Rose (mother)... Roommates with Angus McWilliam, Lat Mayen and Kevin Samuel... Majoring in business.

Season	gp-gs	min/avg	Total fg-fga	pct	3-Point fg-fga	pct	F-Throws ft-fa	pct	Rebounds off def tot	avg	pf	fo	ast	to	blk	stl	pts	avg
2018-19	28-28	654/23.4	86-130	.662	0-0	.000	17-44	.386	79 116 195	7.0	83	3	15	41	59	11	189	6.8
TOTAL	28-28	654/23.4	86-130	.662	0-0	.000	17-44	.386	79 116 195	7.0	83	3	15	41	59	11	189	6.8

Opponent	Date	gs	min	Total		3-Pointers		Free throws		Rebounds											
				fg-fga	pct	3fg-fga	pct	ft-fa	pct	off	def	tot	avg	pf	a	t/o	blk	stl	pts	avg	
CSU BAKERSFIELD	11/7/18	*	15	1-2	.500	0-0	.000	2-4	.500	2	3	5	5.0	4	0	2	0	0	4	4.0	
ORAL ROBERTS	11/11/18	*	22	5-8	.625	0-0	.000	1-2	.500	1	10	11	8.0	2	3	2	0	0	11	7.5	
FRESNO STATE	11/15/18	*	32	6-6	1.000	0-0	.000	2-2	1.000	3	7	10	8.7	3	0	2	6	1	14	9.7	
LIPSCOMB	11/20/18	*	18	2-4	.500	0-0	.000	0-0	.000	2	2	4	7.5	4	1	0	3	0	4	8.3	
EASTERN MICHIGAN	11/26/18	*	31	7-9	.778	0-0	.000	1-2	.500	2	5	7	7.4	1	2	2	2	1	15	9.6	
CENTRAL MICHIGAN	11/30/18	*	16	4-5	.800	0-0	.000	0-0	.000	2	4	6	7.2	4	1	4	2	0	8	9.3	
at SMU	12/05/18	*	10	0-0	.000	0-0	.000	0-0	.000	1	2	3	6.6	2	0	0	0	0	0	8.0	
vs USC	12/07/18	*	15	5-5	1.000	0-0	.000	0-1	.000	5	8	13	7.4	3	0	5	1	0	10	8.3	
INDIANA STATE	12/16/18	*	16	2-3	.667	0-0	.000	0-3	.000	3	1	4	7.0	4	0	2	0	0	4	7.8	
vs Charlotte	12/22/18	*	20	3-3	1.000	0-0	.000	1-2	.500	1	4	5	6.8	1	1	0	3	0	7	7.7	
vs Bucknell	12/23/18	*	20	6-10	.600	0-0	.000	2-2	1.000	5	4	9	7.0	3	0	1	0	0	14	8.3	
vs Indiana State	12/25/18	*	22	4-4	1.000	0-0	.000	0-0	.000	2	3	5	6.8	4	0	2	3	0	8	8.3	
BAYLOR	01/05/19	*	31	3-6	.500	0-0	.000	1-4	.250	3	4	7	6.8	3	0	1	2	1	7	8.2	
at Kansas	01/09/19	*	26	6-7	.857	0-0	.000	0-0	.000	4	4	8	6.9	3	1	2	1	0	12	8.4	
at Oklahoma	01/12/19	*	20	3-9	.333	0-0	.000	0-0	.000	5	1	6	6.9	4	0	1	1	0	6	8.3	
WEST VIRGINIA	01/15/19	*	25	3-5	.600	0-0	.000	4-7	.571	5	4	9	7.0	5	0	1	3	0	10	8.4	
at Kansas State	01/19/19	*	18	1-1	1.000	0-0	.000	0-1	.000	3	1	4	6.8	5	0	1	0	0	2	8.0	
TEXAS	01/23/19	*	32	4-6	.667	0-0	.000	0-1	.000	5	8	13	7.2	0	1	1	2	2	8	8.0	
FLORIDA	01/26/19	*	30	1-3	.333	0-0	.000	0-0	.000	2	4	6	7.1	2	0	3	2	0	2	7.7	
at Texas Tech	01/28/19	*	32	4-4	1.000	0-0	.000	2-4	.500	5	7	12	7.4	0	1	1	1	1	10	7.8	
at Baylor	02/02/19	*	26	1-6	.167	0-0	.000	0-1	.000	5	1	6	7.3	3	0	1	3	0	2	7.5	
OKLAHOMA STATE	02/06/19	*	28	3-3	1.000	0-0	.000	0-0	.000	2	5	7	7.3	4	0	0	4	0	6	7.5	
at Iowa State	02/09/19	*	27	3-4	.750	0-0	.000	0-1	.000	2	5	7	7.3	2	3	1	5	2	6	7.4	
KANSAS	02/11/19	*	26	2-4	.500	0-0	.000	0-2	.000	2	3	5	7.2	3	0	1	2	0	4	7.3	
OKLAHOMA	02/16/19	*	27	2-4	.500	0-0	.000	0-0	.000	3	6	9	7.2	3	0	2	4	0	4	7.1	
at Oklahoma State	02/18/19	*	29	2-4	.500	0-0	.000	0-0	.000	2	5	7	7.2	4	0	0	5	0	4	7.0	
IOWA STATE	02/23/19	*	18	2-4	.500	0-0	.000	0-3	.000	1	2	3	7.1	2	1	2	1	2	4	6.9	
at West Virginia	02/26/19	*	22	1-1	1.000	0-0	.000	1-2	.500	1	3	4	7.0	5	0	1	3	1	3	6.8	
Totals			28	654	86-130	.662	0-0	.000	17-44	.386	79	116	195	7.0	83	15	41	59	11	189	6.8

Games played: 28
Minutes/game: 23.4
Points/game: 6.8
FG Pct: 66.2
FT Pct: 38.6

Rebounds/game: 7.0
Assists/game: 0.5
Turnovers/game: 1.5
Assist/turnover ratio: 0.4
Steals/game: 0.4
Blocks/game: 2.1



GAME HIGHS

Points

Season 15 (11/26/18 vs. Eastern Michigan)
Career Same

Rebounds

Season 13, 2x (last 1/23/19 vs. Texas)
Career Same

Assists

Season 3, 2x (last 2/9/19 at Iowa St.)
Career Same

Steals

Season 2 (1/23/19 vs. Texas)
Career Same

Blocks

Season 6 (11/15/18 vs. Fresno State)
Career Same

Field Goals

Season 7 (11/26/18 vs. Eastern Michigan)
Career Same

Field Goal Attempts

Season 10 (12/23/18 vs. Bucknell)
Career Same

3-Point Field Goals:

Season -
Career Same

3-Point Field Goal Attempts

Season -
Career Same

Free Throws

Season 4 (1/15/19 vs. West Virginia)
Career Same

Free Throw Attempts

Season 7 (1/15/19 vs. West Virginia)
Career Same

Minutes

Season 32, 3x (last 1/28/19 at Texas Tech)
Career Same

MISCELLANEOUS STATS

Year	Season	W/L
10+ Points:	9	6-3
10+ Rebs:	5	4-1
Double-Doubles:	4	3-1
2+ Blocks:	12	8-4
5+ Blocks:	3	2-1
Led Team In Points:	-	0-0
Led Team In Rebounds:	12	9-3
Led Team In Assists:	-	0-0

#22 RJ NEMBARD

6-4 | 195 | G | R-FR | KELLER, TEXAS | KELLER HS

Highlights

Did not play on Jan. 15 due to illness

Scored a career-high 14 points at No. 7 Kansas

Made his first-career start against CSU Bakersfield on Nov. 7

Prior to this season: Played in six games last season and averaged 1.5 points and 1.0 rebounds... Scored a season-high six points in 14 minutes of action against Omaha (11/20/17)... Was awarded a redshirt at the end of the season... Consensus four-star recruit... Rated the No. 11 recruit in the state and No. 133 in the country by 247Sports.com... Rated No. 91 in the country by Rivals.com... Averaged 26.4 points, 6.5 rebounds, 3.2 assists and 2.0 steals per game as a senior at Keller High School, located 24 miles northeast of TCU... Led Keller to a 32-3 record, including 11-1 in district play, and its first state tournament appearance ever... Averaged 31 points in the three playoff games to advance to state... Scored 29 points against Allen in the regional semifinal and 37 points in the Region I final against Arlington Bowie... Voted District 3-6A MVP and the 2017 Star-Telegram Super Team Player of the Year.

Personal: Born March 22, 1999... Son of Ruben Nembhard (father) and Terri Nembhard (mother)... Ruben played two years at Weber State and averaged 16.7 points, 4.9 rebounds and 4.0 assists... Ruben played one season in the NBA, seeing action with Utah and Portland during the 1996-97 season... Sister, Jayden Nembhard, is a standout volleyball player at Keller High School... Roommates with Agnus McWilliam, Kevin Samuel and Lat Mayen... Majoring in communications.



GAME HIGHS

Points

Season 15 (2/26/19 at West Virginia, 30T)

Career Same

Rebounds

Season 6 (11/15/18 vs. Fresno State)

Career Same

Assists

Season 4 (12/16/18 vs. Indiana State)

Career Same

Steals

Season 2, 3x (last 12/16/18 vs. Ind. St.)

Career Same

Blocks

Season 2, 2x (last 1/26/19 vs. Florida)

Career Same

Field Goals

Season 5 (2/26/19 at West Virginia, 30T)

Career Same

Field Goal Attempts

Season 10 (2/26/19 at West Virginia, 30T)

Career Same

3-Point Field Goals:

Season 3, 2x (last 2/16/19 vs. Oklahoma)

Career Same

3-Point Field Goal Attempts

Season 11 (2/16/19 vs. Oklahoma)

Career Same

Free Throws

Season 5 (1/9/19 at Baylor)

Career Same

Free Throw Attempts

Season 6 (1/9/19 at Baylor)

Career Same

Minutes

Season 38 (2/26/19 at West Virginia, 30T)

Career Same

MISCELLANEOUS STATS

Year	Season	W/L
10+ Points:	5	2-3
10+ Rebs:	-	0-0
Double-Doubles:	-	0-0
5+ Assists:	-	0-0
Led Team In Points:	1	0-1
Led Team In Rebounds:	-	0-0
Led Team In Assists:	-	0-0

Season	gp-gs	min/avg	Total		3-Point		F-Throws		Rebounds												Scoring	
			fg-fga	pct	fg-fga	pct	ft-fga	pct	off	def	tot	avg	pf	fo	ast	to	blk	stl	pts	avg		
2017-18	6-0	33/5.5	4-14	.286	0-5	.000	1-4	.250	2	4	6	1.0	2	0	5	5	1	0	9	1.5		
2018-19	27-8	445/16.5	36-105	.343	17-56	.304	22-37	.595	3	50	53	2.0	31	0	23	30	11	16	111	4.1		
TOTAL	33-8	478/14.5	40-119	.336	17-61	.279	23-41	.561	5	54	59	1.8	33	0	28	35	12	16	120	3.6		

Opponent	Date	gs	min	Total		3-Pointers		Free throws		Rebounds				pf	a	t/o	blk	stl	pts	avg	
				fg-fga	pct	3fg-fga	pct	ft-fra	pct	off	def	tot	avg								
CSU BAKERSFIELD	11/7/18	*	31	3-8	.375	1-5	.200	1-4	.250	0	4	4	4.0	1	2	3	0	0	8	8.0	
ORAL ROBERTS	11/11/18	*	19	0-3	.000	0-1	.000	0-0	.000	0	3	3	3.5	1	2	3	0	0	0	4.0	
FRESNO STATE	11/15/18	*	34	4-9	.444	2-3	.667	1-2	.500	0	6	6	4.3	2	3	4	2	2	11	6.3	
LIPSCOMB	11/20/18		18	0-4	.000	0-3	.000	2-4	.500	0	2	2	3.8	1	0	1	0	2	2	5.3	
EASTERN MICHIGAN	11/26/18	*	9	0-1	.000	0-0	.000	0-0	.000	1	1	2	3.4	1	0	0	2	0	0	4.2	
CENTRAL MICHIGAN	11/30/18		13	1-2	.500	0-0	.000	0-0	.000	0	3	3	3.3	1	1	1	1	0	2	3.8	
at SMU	12/05/18		3	0-0	.000	0-0	.000	0-0	.000	0	1	1	3.0	0	0	0	0	0	0	3.3	
vs USC	12/07/18		11	0-2	.000	0-1	.000	0-0	.000	1	2	3	3.0	0	0	1	0	1	0	2.9	
INDIANA STATE	12/16/18		11	1-3	.333	0-0	.000	0-0	.000	1	2	3	3.0	1	4	0	0	2	2	2.8	
vs Charlotte	12/22/18		14	2-4	.500	1-2	.500	2-3	.667	0	2	2	2.9	0	0	1	0	1	7	3.2	
vs Bucknell	12/23/18		13	1-1	1.000	0-0	.000	0-0	.000	0	3	3	2.9	1	0	1	0	1	2	3.1	
vs Indiana State	12/25/18		10	1-3	.333	0-0	.000	0-0	.000	0	1	1	2.8	0	0	0	0	0	2	3.0	
BAYLOR	01/05/19	*	33	3-5	.600	2-3	.667	2-4	.500	0	2	2	2.7	3	3	0	1	0	10	3.5	
at Kansas	01/09/19	*	27	3-6	.500	3-6	.500	5-6	.833	0	4	4	2.8	3	1	3	1	0	14	4.3	
at Oklahoma	01/12/19	*	22	1-8	.125	0-3	.000	0-0	.000	0	1	1	2.7	2	0	1	0	0	2	4.1	
WEST VIRGINIA	01/15/19	dnp	-	-	-	-	-	-	-	-	-	-	-	-	-	-	-	-	-	-	
at Kansas State	01/19/19	*	11	0-1	.000	0-1	.000	1-2	.500	0	1	1	2.6	1	0	1	1	0	1	3.9	
TEXAS	01/23/19		6	1-1	1.000	0-0	.000	0-1	.000	0	0	0	2.4	1	0	2	0	0	2	3.8	
FLORIDA	01/26/19		7	0-1	.000	0-0	.000	0-0	.000	0	0	0	2.3	0	0	0	2	0	0	3.6	
at Texas Tech	01/28/19		13	0-4	.000	0-2	.000	0-0	.000	0	0	0	2.2	1	0	2	1	0	0	3.4	
at Baylor	02/02/19		8	2-5	.400	1-2	.500	0-0	.000	0	0	0	2.1	0	0	0	0	0	5	3.5	
OKLAHOMA STATE	02/06/19		11	1-3	.333	0-2	.000	0-0	.000	0	0	0	2.0	0	2	1	0	1	2	3.4	
at Iowa State	02/09/19		10	2-3	.667	1-1	1.000	0-0	.000	0	1	1	1.9	0	1	1	0	0	5	3.5	
KANSAS	02/11/19		2	0-0	.000	0-0	.000	1-2	.500	0	0	0	1.8	1	0	1	0	0	1	3.4	
OKLAHOMA	02/16/19		26	4-13	.308	3-11	.273	1-1	1.000	0	0	0	1.8	4	2	1	0	0	12	3.8	
at Oklahoma State	02/18/19		22	0-2	.000	0-2	.000	2-2	1.000	0	4	4	1.8	3	0	1	0	1	2	3.7	
IOWA STATE	02/23/19		23	1-3	.333	1-2	.500	1-2	.500	0	2	2	1.8	0	2	0	0	2	4	3.7	
at West Virginia	02/26/19		38	5-10	.500	2-6	.333	3-4	.750	0	5	5	2.0	3	0	1	0	3	15	4.1	
Totals			8	445	36-105	.343	17-56	.304	22-37	.595	3	50	53	2.0	31	23	30	11	16	111	4.1

Games played: 27
Minutes/game: 16.5
Points/game: 4.1
FG Pct: 34.3
3FG Pct: 30.4
FT Pct: 59.5

Rebounds/game: 2.0
Assists/game: 0.9
Turnovers/game: 1.1
Assist/turnover ratio: 0.8
Steals/game: 0.6
Blocks/game: 0.4

#25 ALEX ROBINSON

6-1 | 180 | G | SR | FORT WORTH, TEXAS | TEXAS A&M/TIMBERVIEW HS

Highlights

Academic All-Big 12 Second Team
TCU's career leader in assists | Broke the school record at home on Feb. 6 against Oklahoma State
Ranks No. 24 at TCU in career scoring
Ranks No. 4 at TCU in career steals, 141
Assist rate of 37.6 ranks 14th in the nation according to KenPom
Ranks 6th in the nation in assists per game, 71
Ranks 2nd in the Big 12 in minutes played, 35.0
Ranks 4th in the Big 12 in assists/turnover ratio, 2.0
One of five active D1 players with over 1,000 career points and 600 assists
One of eight major conference players with over 300 points, 150 assists
One of four major conference player with over 300 points, 150 assists and 40 steals
In his three years at TCU, has led or tied for the team lead in assists in 79 of 98 games
Ranks second in the nation for active career assists with 700
Went over 1,000 career points in the game against USC and over 1,000 career points at TCU at Baylor
Named Most Outstanding Player of the Diamond Head Classic
Named Most Outstanding Player of TCU's game against USC at the Basketball Hall of Fame Classic
One of three players (Tony Edmond, Prince Fowler) in TCU history to appear twice in the program's top 10 list for assists in a season.
Is the leading returning assist man in the Big 12 after averaging 6.1 last season.
Watch list for the Bob Cousy Point Guard of the Year award | Preseason Honorable Mention All-Conference

Prior to this season: Had 17 assists against Iowa State on Jan. 17, 2018, which broke the school record for most assists in a single game. It also broke the record for most assists in a Big 12 Conference game... Led TCU in assists with 6.1 per game, the four-best in the Big 12, as a junior in 2017-18... Had at least nine assists in a game seven times... Finished with 190 assists, the sixth most in a season at TCU... His 228 assists as a sophomore in 2016-17 was the second-best in school history... Averaged a team-best 5.8 assists per game, which ranked third in the Big 12 and 19th in the NCAA as a sophomore (2016-17)... Recorded three double-doubles as a sophomore including 10 points and 11 assists in the NIT Championship game against Georgia Tech (3/30/17).

Personal: Born May 20, 1995... Son of Darla Robinson, who competed for the TCU women's basketball team from 1982-84 and also wore No. 25. Darla coached him until sixth grade. She lives 12 miles from TCU and works as a nurse. Earned a bachelor's degree in general studies... Working on a master's degree in business supply chain management.

Season	gp-gs		min/avg		Total		3-Point		F-Throws		Rebounds				Scoring	
					fg-fga	pct	fg-fga	pct	ft-fa	pct	off	def	tot	avg	pf	pts
2014-15*	32-0	601	18.8		65-155	.419	13-36	.361	22-37	.595	15	60	75	2.3	45	165
2016-17	39-31	1283	32.9		164-391	.419	39-117	.333	71-112	.634	18	104	122	3.1	73	438
2017-18	31-21	992	32.0		112-254	.441	23-70	.329	53-92	.576	13	79	92	3.0	70	300
2018-19	28-28	979	35.0		130-297	.438	30-92	.326	76-119	.639	12	91	103	3.7	62	366
TOTAL	98-80	3254	33.2		406-942	.431	92-279	.330	200-323	.619	43	274	317	3.2	205	1104
All*	130-80	3855	29.7		471-1097	.429	105-315	.333	222-360	.617	58	334	392	3.0	250	1269

* Statistics from prior team/school

Opponent	Date	gs	min	Total		3-Pointers		Free throws		Rebounds				pf	a	t/o	blk	stl	pts	avg	
				fg-fg	pct	3fg-fga	pct	ft-fa	pct	off	def	tot	avg								
CSU BAKERSFIELD	11/7/18	*	36	5-12	.417	0-2	.000	2-5	.400	0	3	3	3.0	1	9	1	0	0	12	12.0	
ORAL ROBERTS	11/11/18	*	34	7-10	.700	4-6	.667	5-8	.625	0	1	1	2.0	0	3	3	2	1	23	17.5	
FRESNO STATE	11/15/18	*	32	5-13	.385	1-3	.333	2-3	.667	0	4	4	2.7	2	14	4	1	3	13	16.0	
LIPSCOMB	11/20/18	*	38	6-9	.667	3-3	1.000	2-5	.400	2	8	10	4.5	3	6	4	0	2	17	16.3	
EASTERN MICHIGAN	11/26/18	*	36	2-4	.500	1-2	.500	0-0	.000	0	3	3	4.2	2	13	2	0	2	5	14.0	
CENTRAL MICHIGAN	11/30/18	*	28	4-7	.571	0-1	.000	3-3	1.000	0	4	4	4.2	0	12	3	0	2	11	13.5	
at SMU	12/05/18	*	37	4-9	.444	0-1	.000	1-1	1.000	0	2	2	3.9	3	7	3	1	2	9	12.9	
vs USC	12/07/18	*	28	5-7	.714	1-1	1.000	4-5	.800	0	3	3	3.8	2	8	1	0	4	15	13.1	
INDIANA STATE	12/16/18	*	28	7-11	.636	0-1	.000	6-6	1.000	1	1	2	3.6	1	5	2	0	1	20	13.9	
vs Charlotte	12/22/18	*	26	3-9	.333	0-2	.000	0-0	.000	1	1	2	3.4	0	11	4	0	1	6	13.1	
vs Bucknell	12/23/18	*	39	5-12	.417	0-2	.000	1-4	.250	1	1	2	3.3	1	11	4	0	3	11	12.9	
vs Indiana State	12/25/18	*	29	4-11	.364	1-2	.500	6-9	.667	2	6	8	3.7	3	4	4	0	0	15	13.1	
BAYLOR	01/05/19	*	36	6-14	.429	0-3	.000	6-10	.600	0	0	0	3.4	4	10	4	0	2	18	13.5	
at Kansas	01/09/19	*	35	4-12	.333	2-4	.500	2-3	.667	1	2	3	3.4	4	4	4	0	0	12	13.4	
at Oklahoma	01/12/19	*	39	6-13	.462	3-7	.429	1-2	.500	0	8	8	3.7	1	4	5	0	2	16	13.5	
WEST VIRGINIA	01/15/19	*	32	2-7	.286	2-5	.400	8-9	.889	1	4	5	3.8	2	10	3	1	2	14	13.6	
at Kansas State	01/19/19	*	39	6-11	.545	0-3	.000	5-6	.833	1	3	4	3.8	2	4	8	1	2	17	13.8	
TEXAS	01/23/19	*	31	2-9	.222	1-4	.250	0-0	.000	0	2	2	3.7	3	7	4	0	1	5	13.3	
FLORIDA	01/26/19	*	35	3-9	.333	0-3	.000	1-4	.250	0	6	6	3.8	2	5	5	0	3	7	12.9	
at Texas Tech	01/28/19	*	30	3-8	.375	1-2	.500	0-1	.000	0	3	3	3.8	3	1	2	0	1	7	12.7	
at Baylor	02/02/19	*	32	6-8	.750	1-2	.500	3-5	.600	0	3	3	3.7	4	6	1	1	0	16	12.8	
OKLAHOMA STATE	02/06/19	*	37	2-8	.250	0-3	.000	6-7	.857	0	4	4	3.7	2	11	5	0	1	10	12.7	
at Iowa State	02/09/19	*	36	7-14	.500	2-2	1.000	1-2	.500	0	2	2	3.7	3	5	4	1	1	17	12.9	
KANSAS	02/11/19	*	42	4-14	.286	3-7	.429	2-2	1.000	0	4	4	3.7	5	4	4	1	4	13	12.9	
OKLAHOMA	02/16/19	*	38	3-11	.273	1-5	.200	3-4	.750	1	0	1	3.6	1	4	3	0	1	10	12.8	
at Oklahoma State	02/18/19	*	38	7-13	.538	2-5	.400	3-4	.750	0	4	4	3.6	0	5	3	0	1	19	13.0	
IOWA STATE	02/23/19	*	38	5-13	.385	1-7	.143	1-2	.500	1	4	5	3.6	4	10	4	0	1	12	13.0	
at West Virginia	02/26/19	*	50	7-19	.368	0-4	.000	2-9	.222	0	5	5	3.7	4	5	5	0	3	16	13.1	
Totals			28	979	130-297	.438	30-92	.326	76-119	.639	12	91	103	3.7	62	198	99	9	46	366	13.1

Games played: 28
Minutes/game: 35.0
Points/game: 13.1
FG Pct: 43.8
3FG Pct: 32.6
FT Pct: 63.9

Rebounds/game: 3.7
Assists/game: 7.1
Turnovers/game: 3.5
Assist/turnover ratio: 2.0
Steals/game: 1.6
Blocks/game: 0.3



GAME HIGHS

Points	
Season	23 (11/11/18 vs. Oral Roberts)
Career	24 (11/26/16 vs. Washington)
Rebounds	
Season	10 (11/20/18 vs. Lipscomb)
Career	Same
Assists	
Season	14 (11/15/18 vs. Fresno State)
Career	17 (1/17/18 vs. Iowa State)
Steals	
Season	4 (12/7/18 vs. USC)
Career	5 (3/9/17 vs. Kansas)
Blocks	
Season	2 (11/11/18 vs. Oral Roberts)
Career	2, 4x (last 11/11/18 vs. Oral Roberts)
Field Goals	
Season	7, 5x (last, 2/26/19 at West Virginia, 30T)
Career	9, 2x (last 12/22/17 vs. W&M)
Field Goal Attempts	
Season	14, 3x (last 2/11/19 vs. Kansas)
Career	16, 3x (last 3/19/17 at Iowa)
3-Point Field Goals:	
Season	4 (11/11/18 vs. Oral Roberts)
Career	4, 2x (last 11/11/18 vs. Oral Roberts)
3-Point Field Goal Attempts	
Season	7, 2x (last 2/23/19 vs. Iowa State)
Career	Same
Free Throws	
Season	6, 3x (last 1/5/19 vs. Baylor)
Career	9 (1/7/16 at West Virginia)
Free Throw Attempts	
Season	9 (2/26/19 at West Virginia, 30T)
Career	11, 2x (last 1/22/18 vs. West Virginia)
Minutes	
Season	50 (2/26/19 at West Virginia, 30T)
Career	Same

MISCELLANEOUS STATS

Year	Season	Career	W/L
20+ Points:	2	6	5-1
10+ Points:	22	69	37-24
10+ Rebs:	1	1	0-1
Double-Doubles:	8	11	9-2
10+ Assists:	9	14	13-1
5+ Assists:	19	73	46-22
Led Team In Points:	7	23	13-7
Led Team In Rebounds:	1	3	1-2
Led Team In Assists:	25	79	45-28

#34 RUSSELL BARLOW

6-10 | 235 | C | FR | RICHARDSON, TEXAS | BISHOP LYNCH HS

Highlights

Made collegiate debut on Jan. 19 at Kansas State after checking into the game in the opening minute and scored two points.

Prior to this season: Earned a four-star rating by ESPN... Ranked as the No. 19 player in Texas and the No. 36 center in the nation... Played with fellow 2018 signee Kaden Archie as a freshman on the AAU team, Team Texas... Averaged 9.7 points, 6.3 rebounds and 1.4 blocks per game while shooting 59 percent from the field and 74 percent from the free-throw line as senior for Bishop Lynch High School in Dallas... Helped lead Bishop Lynch to a 34-6 record... Earned a spot on the first team and named MVP of District 1-6A as a senior... Named first team All-District 10-6A as a junior at L.V. Berkner in Richardson and averaged 11.0 points, 9.0 rebounds and 3.0 blocks per game during the 2016-17 season.

Personal: Born Oct. 4, 1999... Son of Russell Barlow Sr. (father) and Lajuan Allen (mother)... Roommates with Kendrick Davis and assistant coach Corey Barker's son, Mike... Majoring in engineering.



GAME HIGHS

Points

Season 2 (1/19/19 at Kansas State)

Career Same

Rebounds

Season 4 (1/19/19 at Kansas State)

Career Same

Assists

Season -

Career Same

Steals

Season -

Career Same

Blocks

Season -

Career Same

Field Goals

Season 1 (1/19/19 at Kansas State)

Career Same

Field Goal Attempts

Season 4 (1/19/19 at Kansas State)

Career Same

3-Point Field Goals:

Season -

Career Same

3-Point Field Goal Attempts

Season 1 (1/19/19 at Kansas State)

Career Same

Free Throws

Season -

Career Same

Free Throw Attempts

Season -

Career Same

Minutes

Season 20 (1/19/19 at Kansas State)

Career Same

MISCELLANEOUS STATS

Year	Season	W/L
10+ Points:	-	0-0
10+ Rebs:	-	0-0
Double-Doubles:	-	0-0
5+ Assists:	-	0-0
Led Team In Points:	-	0-0
Led Team In Rebounds:	-	0-0
Led Team In Assists:	-	0-0

Season	gp-gs	min/avg	Total		3-Point		F-Throws		Rebounds				pf	fo	ast	to	blk	stl	Scoring	
			fg-fga	pct	fg-fga	pct	ft-fa	pct	off	def	tot	avg							pts	avg
2018-19	8-0	52/6.5	1-6	.167	0-1	.000	0-0	.000	2	6	8	1.0	10	0	0	2	0	0	2	0.3
TOTAL	8-0	52/6.5	1-6	.167	0-1	.000	0-0	.000	2	6	8	1.0	10	0	0	2	0	0	2	0.3

Opponent	Date	gs	min	Total		3-Pointers		Free throws		Rebounds				pf	a	t/o	blk	stl	pts	avg
				fg-fga	pct	3fg-fga	pct	ft-fa	pct	off	def	tot	avg							
CSU BAKERSFIELD	11/7/18	dnp	-	-	-	-	-	-	-	-	-	-	-	-	-	-	-	-	-	-
ORAL ROBERTS	11/11/18	dnp	-	-	-	-	-	-	-	-	-	-	-	-	-	-	-	-	-	-
FRESNO STATE	11/15/18	dnp	-	-	-	-	-	-	-	-	-	-	-	-	-	-	-	-	-	-
LIPSCOMB	11/20/18	dnp	-	-	-	-	-	-	-	-	-	-	-	-	-	-	-	-	-	-
EASTERN MICHIGAN	11/26/18	dnp	-	-	-	-	-	-	-	-	-	-	-	-	-	-	-	-	-	-
CENTRAL MICHIGAN	11/30/18	dnp	-	-	-	-	-	-	-	-	-	-	-	-	-	-	-	-	-	-
vs USC	12/07/18	dnp	-	-	-	-	-	-	-	-	-	-	-	-	-	-	-	-	-	-
INDIANA STATE	12/16/18	dnp	-	-	-	-	-	-	-	-	-	-	-	-	-	-	-	-	-	-
vs Charlotte	12/22/18	dnp	-	-	-	-	-	-	-	-	-	-	-	-	-	-	-	-	-	-
vs Bucknell	12/23/18	dnp	-	-	-	-	-	-	-	-	-	-	-	-	-	-	-	-	-	-
vs Indiana State	12/25/18	dnp	-	-	-	-	-	-	-	-	-	-	-	-	-	-	-	-	-	-
BAYLOR	01/05/19	dnp	-	-	-	-	-	-	-	-	-	-	-	-	-	-	-	-	-	-
at Kansas	01/09/19	dnp	-	-	-	-	-	-	-	-	-	-	-	-	-	-	-	-	-	-
at Oklahoma	01/12/19	dnp	-	-	-	-	-	-	-	-	-	-	-	-	-	-	-	-	-	-
WEST VIRGINIA	01/15/19	dnp	-	-	-	-	-	-	-	-	-	-	-	-	-	-	-	-	-	-
at Kansas State	01/19/19	20	1-4	.250	0-1	.000	0-0	.000	1	3	4	4.0	2	0	0	0	0	0	2	2.0
TEXAS	01/23/19	6	0-0	.000	0-0	.000	0-0	.000	0	0	0	2.0	1	0	0	0	0	0	0	1.0
FLORIDA	01/26/19	9	0-0	.000	0-0	.000	0-0	.000	0	2	2	2.0	2	0	1	0	0	0	0	0.7
at Texas Tech	01/28/19	3	0-0	.000	0-0	.000	0-0	.000	0	0	0	1.5	1	0	0	0	0	0	0	0.5
at Baylor	02/02/19	6	0-1	.000	0-0	.000	0-0	.000	0	1	1	1.4	1	0	1	0	0	0	0	0.4
OKLAHOMA STATE	02/06/19	2	0-0	.000	0-0	.000	0-0	.000	0	0	0	1.2	0	0	0	0	0	0	0	0.3
at Iowa State	02/09/19	dnp	-	-	-	-	-	-	-	-	-	-	-	-	-	-	-	-	-	-
KANSAS	02/11/19	dnp	-	-	-	-	-	-	-	-	-	-	-	-	-	-	-	-	-	-
OKLAHOMA	02/16/19	2	0-0	.000	0-0	.000	0-0	.000	0	0	0	1.0	2	0	0	0	0	0	0	0.3
at Oklahoma State	02/18/19	4	0-1	.000	0-0	.000	0-0	.000	1	0	1	1.0	1	0	0	0	0	0	0	0.3
IOWA STATE	02/23/19	dnp	-	-	-	-	-	-	-	-	-	-	-	-	-	-	-	-	-	-
at West Virginia	02/26/19	dnp	-	-	-	-	-	-	-	-	-	-	-	-	-	-	-	-	-	-
Totals		0	52	1-6	.167	0-1	.000	0-0	.000	2	6	8	1.0	10	0	2	0	0	2	0.3

Games played: 8
Minutes/game: 6.5
Points/game: 0.3
FG Pct: 16.7
3FG Pct: 0.0

Rebounds/game: 1.0
Turnovers/game: 0.3

#13 DYLAN ARNETTE

6-3 | 175 | G | FR | DESOTO, TEXAS | DALLAS CARTER HS

Highlights

A walk-on.

Will redshirt this season.

Prior to this season: Averaged 16.0 points, 8.0 assists and 6.0 rebounds per game as a senior at Dallas Carter High School... Team lost in the state second round of the state championship as a senior in 2018.

Personal: Born Nov. 9, 1999... Son of Donald (father) and Kim (mother) Arnette... Majoring in business... Graduated from Dallas Carter with a 4.05 GPA and was class valedictorian.



#31 OWEN ASCHIERIS

6-1 | 165 | G | SO | SAN DIEGO, CALIF. | SANTA FE CHRISTIAN SCHOOL

Highlights

Academic All-Big 12 Second Team

A walk-on who was awarded a scholarship for the spring semester in a viral video that has over 1 million views on Twitter.

Scored his first points the day after begin given a scholarship, going 4-for-4 from the free throw line in a win over West Virginia. He was 0-for-2 from the field.

Has played in eight games. Took his first shot, a 3-pointer, on Dec. 16 against Indiana State.

Made his collegiate debut on Nov. 11 against Oral Roberts and played two minutes.

Prior to this season: Averaged 22.0 points and 4.0 assists as a senior at Santa Fe Christian School in San Diego... Helped his team make the CIF playoffs as a senior by winning the San Diego section... Was first-team all-league and second-team All-CIF as a senior.

Personal: Born Aug. 26, 1998... Son of Mike (father) and Mary (mother) Aschieris... Majoring in pre-business... Brother, Ian Aschieris, is a senior on the soccer team at Notre Dame... Last name pronounced ah-SHARE-iz... Didn't play basketball until seventh grade... First attended TCU during the 2017-18 season and is a sophomore academically... Was a member of the TCU women's basketball practice team last season as a freshman.



#11 LAT MAYEN

6-9 | 210 | F | R-FR | ADELAIDE, AUSTRALIA | AUSTRALIA BASKETBALL CENTER OF EXCELLENCE

Highlights

Ruled out for the season with a left knee injury on Feb. 16


Had a career game vs. West Virginia with career highs in points, rebounds, field goals and minutes played

Scored first collegiate points on Nov. 15 vs. Fresno State

Did not play vs. Oral Roberts (11/11) due to a left knee injury

Prior to this season: Considered the No. 1 player in the 2017 Australian class... A four-star recruit and the No. 2 ranked player in Australia by AUSA Hoops... Represented Australia at the 2016 Albert Schweitzer Tournament in Germany... Rated a three-star prospect by Rivals... Averaged 12.0 points, 5.3 rebounds and 0.8 assists for Basketball Australia Centre of Excellence during the 2016-17 season... Shot 38.5 percent from the field and 39.5 percent from 3-point range... Attended Concordia College for school and graduated in December of 2016... Represented South Australia in the Australian U20 national team in 2016 and averaged 11.5 points and 7.1 rebounds per game while shooting 44 percent from the field... Made the U19 Australia national team in 2017... Led the Sturt Sabres to a 50-3 record with in his final season with the club... At the 2015 Australian School Championships, averaged 24.8 points and 10.3 rebounds per game, while shooting 51 percent from the field.

Personal: Born Aug. 16, 1998... Son of Agok Anyiwe (mother)... Originally from Sudan... Cousin of teammate Kouat Noi... Roommates with Angus McWilliam, Kevin Samuel and RJ Nembhard... Majoring in youth advocacy educational studies.



GM 1 | NO. 20 TCU 66 - CSU BAKERSFIELD 61

Official Basketball Box Score -- Game Totals -- Final Statistics
CSU Bakersfield vs TCU
11/7/18 8:04 PM at Fort Worth, Texas (Schollmaier Arena)

CSU Bakersfield 61 • 0-1

#	Player		Total			3-Ptr		Rebounds			PF	TP	A	TO	Blk	Stl	Min
			FG-FGA	FG-FGA	FT-FTA	Off	Def	Tot									
04	Suber, James	f	0-0	0-0	2-2	0	3	3	4	2	0	1	1	0	0	13	
22	McCall, Justin	f	2-3	1-1	0-0	1	3	4	1	5	0	0	1	0	21		
00	Joiner, Jarkel	g	6-15	3-9	3-4	0	1	1	3	18	3	2	0	2	37		
02	Holden, Rickey	g	1-4	0-0	1-2	0	2	2	3	3	5	0	0	0	24		
02	Edler-Davis, Justin	g	2-7	1-3	3-4	1	2	3	0	8	1	0	0	0	29		
01	Williams, Darius	g	1-1	0-0	0-0	0	0	0	3	2	0	2	1	0	9		
03	Moore, Taze	g	1-5	0-2	1-2	1	2	3	3	3	5	3	0	0	19		
21	Lee, Greg	g	3-6	1-1	0-0	1	3	4	3	7	1	0	0	1	12		
23	Durham, Damiyne	g	4-14	3-8	0-0	0	4	4	0	11	0	1	1	0	20		
25	Person Jr., Darrin	g	1-3	0-0	0-0	1	2	3	3	2	1	0	0	0	16		
	Team					0	2	2				1					
Totals			21-58	9-24	10-14	5	24	29	23	61	16	10	4	3	200		

FG % 1st Half: 13-25 52.0% 2nd half: 8-33 24.2% Game: 21-58 36.2% Deadball Rebounds 2,3
 3FG % 1st Half: 5-11 45.5% 2nd half: 4-13 30.8% Game: 9-24 37.5%
 FT % 1st Half: 6-8 75.0% 2nd half: 4-6 66.7% Game: 10-14 71.4%

TCU 66 • 1-0

#	Player	Total		3-Ptr		Rebounds			PF	TP	A	TO	Blk	Stl	Min
		FG-FGA	FG-FGA	FT-FTA	Off	Def	Tot								
15	MILLER, JD	f	5-7	2-4	1-1	2	4	6	2	13	0	0	1	0	34
21	SAMUEL, Kevin	c	1-2	0-0	2-4	2	3	5	4	4	0	2	0	0	15
01	BANE, Desmond	g	5-12	0-3	4-5	1	9	10	1	14	3	1	0	0	36
22	NEMBARD, RJ	g	3-8	1-5	1-4	0	4	4	1	8	2	3	0	0	31
25	ROBINSON, Alex	g	5-12	0-2	2-5	0	3	3	1	12	9	1	0	0	36
00	ARCHIE, Kaden	g	0-1	0-1	0-0	0	1	1	2	0	0	0	0	0	8
05	DAVIS, Kendrick	g	0-0	0-0	4-4	0	2	2	2	4	1	1	0	0	9
11	MAYEN, Lat	g	0-1	0-1	0-0	0	0	0	0	0	1	0	1	0	6
35	ALOK, Yuat	g	4-7	0-0	3-4	0	6	6	3	11	1	4	1	0	25
	Team					1	1	2							
Totals			23-50	3-16	17-27	6	33	39	16	66	16	13	2	1	200

FG % 1st Half: 10-27 37.0% 2nd half: 13-23 56.5% Game: 23-50 46.0% Deadball Rebounds 4,1
 3FG % 1st Half: 2-9 22.2% 2nd half: 1-7 14.3% Game: 3-16 18.8%
 FT % 1st Half: 6-10 60.0% 2nd half: 11-17 64.7% Game: 17-27 63.0%

Officials: Gerry Pollard, Michael Stephens, Roger Ayers
 Technical fouls: CSU Bakersfield-None. TCU-None.
 Attendance: 6819

Score by periods	1st	2nd	Total
CSU Bakersfield	37	24	61
TCU	28	38	66

Last FG - CSUB 2nd-00:22, TCU 2nd-01:44.
 Largest lead - CSUB by 11 1st-08:23, TCU by 5 2nd-00:27.
 CSUB led for 31:10. TCU led for 04:30. Game was tied for 04:20.

Points	In	Off	2nd	Fast	Bench
CSUB	18	14	0	6	25
TCU	36	7	6	6	15

Score tied - 7 times.
 Lead changed - 8 times.

GM 2 | NO. 20 TCU 79 - ORAL ROBERTS 61

Official Basketball Box Score -- Game Totals -- Final Statistics
Oral Roberts vs TCU
11/11/18 4:04 PM at Fort Worth, Texas (Schollmaier Arena)

Oral Roberts 62 • 1-2

#	Player	Total		3-Ptr		Rebounds			PF	TP	A	TO	Blk	Stl	Min
		FG-FGA	FG-PGA	FT-FTA	Off	Def	Tot								
23	Smith, Kerwin	f	4-6	0-0	2-4	1	4	5	1	10	0	1	1	0	27
21	Nzekwes, Emmanuel	f	5-15	1-2	5-6	2	6	8	1	16	0	1	0	3	27
10	Kearns, Sam	g	5-10	3-7	2-2	0	0	0	4	15	0	3	1	1	29
11	Jurgens, Carlos	g	1-4	0-3	0-0	1	2	3	0	2	1	3	1	0	25
13	Saunders, Aidan	g	0-9	0-2	0-0	1	1	2	1	0	4	0	0	3	27
03	Malone, Kaelen	g	5-10	0-1	1-2	0	4	4	2	11	5	2	0	0	28
14	Weaver, D.J.	g	1-5	1-5	0-0	2	0	2	1	3	2	1	0	0	18
22	Lacis, Francis	g	1-2	0-1	1-2	2	2	4	1	3	0	0	0	0	11
33	Ahmedic, Emir	g	0-0	0-0	0-0	1	0	1	2	0	0	2	0	0	5
34	Miller, Chris	g	1-2	0-0	0-2	0	1	1	1	2	0	0	0	0	3
	Team					1	2	3							
Totals			23-63	5-21	11-18	11	22	33	14	62	12	13	3	7	200

FG % 1st Half: 11-29 37.9% 2nd half: 12-34 35.3% Game: 23-63 36.5% Deadball Rebounds 3
 3FG % 1st Half: 3-11 27.3% 2nd half: 2-10 20.0% Game: 5-21 23.8%
 FT % 1st Half: 3-3 83.3% 2nd half: 8-15 53.3% Game: 11-18 61.1%

TCU 79 • 2-0

#	Player	Total		3-Ptr		Rebounds			PF	TP	A	TO	Blk	Stl	Min
		FG	FGA	FG	FGA	FT	FTA	Off Def Tot							
15	MILLER, JD	f	6-8	1-2	0-0	0	4	4	3	13	7	0	0	0	26
21	SAMUEL, Kevin	c	5-8	0-0	1-2	1	10	11	2	11	3	2	0	0	22
01	BANE, Desmond	g	8-14	2-4	4-5	1	1	2	2	22	5	2	0	2	37
22	NEMBARD, RJ	g	0-3	0-1	0-0	0	3	3	1	0	2	3	0	0	19
25	ROBINSON, Alex	g	7-10	4-6	5-8	0	1	1	0	23	3	3	2	1	34
00	ARCHIE, Kaden		1-4	0-1	2-2	1	3	4	1	4	0	2	1	2	22
05	DAVIS, Kendrick		2-7	0-1	2-3	1	5	6	1	6	1	1	0	1	17
23	McWILLIAM, Angus		0-1	0-0	0-0	3	0	3	0	0	0	1	0	0	5
31	ASCHIERIS, Owen		0-0	0-0	0-0	0	0	0	0	0	0	0	0	0	2
35	ALOK, Yuat		0-2	0-0	0-0	1	4	5	5	0	1	2	0	0	16
	Team					2	1	3							

FG % 1st Half: 14-29 48.3% 2nd half: 15-28 53.6% Game: 29-57 50.9% Deadball Rebounds 2,1
 3FG % 1st Half: 4-9 44.4% 2nd half: 3-6 50.0% Game: 7-15 46.7%
 FT % 1st Half: 5-6 83.3% 2nd half: 9-14 64.3% Game: 14-20 70.0%

Officials: Doug Simons, Bert Smith, Byron Jarrett
 Technical fouls: Oral Roberts-None. TCU-MILLER, JD.
 Attendance: 6368

Score by periods	1st	2nd	Total
Oral Roberts	28	34	62
TCU	37	42	79

Points	In	Off	2nd	Fast	Bench
ORU	34	13	14	13	19
TCU	40	18	8	11	10

Last FG - ORU 2nd-00:14, TCU 2nd-02:33.
 Largest lead - ORU None, TCU by 25 2nd-06:34.
 ORU led for 00:00. TCU led for 39:47. Game was tied for 00:13.

Score tied - 0 times.
 Lead changed - 0 times.

GM 3 | NO. 21 TCU 77 - FRESNO STATE 69

Official Basketball Box Score -- Game Totals -- Final Statistics
Fresno State vs TCU
11/15/18 8:04 PM at Fort Worth, Texas (Schollmaier Arena)

Fresno State 69 • 1-1

#	Player		Total		3-Ptr		Rebounds			PF	TP	A	TO	Blk	Stl	Min
			FG-FGA	FG-FGA	FT-FTA	Off	Def	Tot								
20	BITTNER, Sam	f	1-3	0-2	0-0	2	5	7	4	2	5	0	1	1	1	31
35	ROJAS, Lazaro	c	0-3	0-0	0-0	2	0	2	0	0	0	1	0	0	0	8
04	HUGGINS, Braxton	g	7-14	3-7	1-1	0	2	2	2	18	1	5	1	1	1	25
02	TAYLOR, Deshon	g	4-13	0-4	5-7	0	4	4	3	13	3	1	0	1	1	31
55	BLACKWELL, Noah	g	2-5	1-3	0-0	0	2	2	1	5	8	2	0	2	2	24
00	WILLIAMS, New	g	6-10	5-7	0-0	0	4	4	3	17	0	0	1	3	2	27
03	McWILLIAMS, Johnny	g	1-3	0-1	0-0	1	0	1	1	2	0	0	0	0	1	15
11	GRAY, Christian	g	2-5	0-0	0-0	4	1	5	1	4	0	2	0	0	0	11
13	AGAU, Aguir	g	0-5	0-2	0-0	1	0	1	1	0	0	1	0	0	0	7
32	GRIMES, Nate	g	4-10	0-0	0-0	2	4	6	2	8	0	2	0	0	0	21
	Team					2	1	3				1				
Totals			27-71	9-26	6-8	14	23	37	18	69	17	15	3	9	200	

FG % 1st Half: 13-39 33.3% 2nd half: 14-32 43.8% Game: 27-71 38.0% Deadball Rebounds 2
 3FG % 1st Half: 5-14 35.7% 2nd half: 4-12 33.3% Game: 9-26 34.6%
 FT % 1st Half: 0-2 0.0% 2nd half: 6-6 100.0% Game: 6-8 75.0%

TCU 77 • 3-0

#	Player		Total		3-Ptr		Rebounds			PF	TP	A	TO	Blk	Stl	Min
			FG-FGA	FG-FGA	FT-FTA	Off	Def	Tot								
15	MILLER, JD	f	4-8	2-5	4-4	2	5	7	1	14	1	1	0	1	36	
21	SAMUEL, Kevin	c	6-6	0-0	2-2	3	7	10	3	14	0	2	6	1	32	
01	BANE, Desmond	g	10-15	2-3	1-1	2	5	7	2	23	1	3	0	1	40	
22	NEMBARD, RJ	g	4-9	2-3	1-2	0	6	6	2	11	3	4	2	2	34	
25	ROBINSON, Alex	g	5-13	1-3	2-3	0	4	4	2	13	14	4	1	3	32	
00	ARCHIE, Kaden		0-0	0-0	0-0	0	1	1	0	0	1	0	0	0	5	
05	DAVIS, Kendrick		0-3	0-1	0-2	0	0	0	0	0	1	0	0	0	9	
11	MAYEN, Lat		1-3	0-1	0-0	0	0	0	1	2	0	0	1	0	4	
35	ALOK, Yuat		0-1	0-0	0-0	1	2	3	1	0	0	0	0	0	8	
	Team					0	0	0								
Totals			30-58	7-16	10-14	8	30	38	12	77	20	15	10	8	200	

GM 5 | TCU 87 - EASTERN MICHIGAN 69

Official Basketball Box Score -- Game Totals -- Final Statistics
Eastern Michigan vs TCU
11/26/18 7:04 PM at Fort Worth, Texas (Schollmaier Arena)

Eastern Michigan 69 • 4-4

#	Player	Total		3-Ptr		Rebounds			PF	TP	A TO Blk Stl				Min
		FG-FGA	FG-FGA	FT-FTA	Off Def Tot										
02	THOMPSON IV, James	f	2-6	0-0	1-2	2	2	4	0	5	1	0	2	0	25
01	GROCE, Ty	f	4-6	2-4	2-3	1	4	5	1	12	0	1	1	2	32
12	TOURE, Boubacar	c	9-15	0-0	2-4	5	7	12	4	20	1	5	1	1	31
03	JACKSON, Paul	g	5-14	2-4	6-7	0	2	2	1	18	6	5	0	0	38
23	PARRIS, Damari	g	3-8	1-4	0-0	1	2	3	1	7	7	1	0	1	31
01	STEPHENS, Daivon	g	0-0	0-0	0-0	1	0	1	0	0	0	0	0	1	5
20	JONES, Bud	g	0-1	0-0	0-0	0	0	0	1	0	0	0	0	0	2
21	MCADOO, Kevin	g	2-4	1-3	0-0	1	0	1	0	5	1	0	0	0	11
25	RAFUS JR, Andre	g	1-4	0-3	0-0	0	2	2	3	2	0	0	0	0	23
30	KING, Jalen	g	0-0	0-0	0-0	0	0	0	0	0	0	0	0	0	2
Team						2	0	2							
Totals			26-58	6-18	11-16	13	19	32	11	69	16	16	4	5	200
FG % 1st Half: 10-24		41.7%	2nd half: 16-34		47.1%	Game: 26-58		44.8%	Deadball						
3FG % 1st Half: 1-6		16.7%	2nd half: 5-12		41.7%	Game: 6-18		33.3%	Rebounds						
FT % 1st Half: 3-6		50.0%	2nd half: 8-10		80.0%	Game: 11-16		68.8%	3						

TCU 87 • 4-1

#	Player	Total		3-Ptr		Rebounds			PF	TP	A TO Blk Stl				Min
		FG-FGA	FG-FGA	FT-FTA	Off Def Tot										
15	MILLER, JD	f	3-3	0-0	5-9	1	3	4	3	11	3	0	0	0	17
21	SAMUEL, Kevin	c	7-9	0-0	1-2	2	5	7	1	15	2	2	2	1	31
01	BANE, Desmond	g	4-11	1-7	2-2	1	4	5	1	11	3	1	1	3	36
22	NEMBARD, RJ	g	0-1	0-0	0-0	1	1	2	1	0	0	0	2	0	9
25	ROBINSON, Alex	g	2-4	1-2	0-0	0	3	3	2	5	13	2	0	2	36
05	DAVIS, Kendrick	g	2-2	0-0	0-0	0	0	0	1	4	1	2	0	0	4
10	FISHER, Jaylen	g	4-8	4-8	0-0	0	2	2	1	12	5	0	0	1	31
11	MAYEN, Lat	g	0-1	0-1	0-0	0	0	0	1	0	0	1	0	0	4
12	NOI, Kouat	g	11-15	5-8	0-0	0	2	2	2	27	4	1	0	1	27
31	ASCHIERIS, Owen	g	0-0	0-0	0-0	0	0	0	0	0	0	0	0	0	0+
35	ALOK, Yuat	g	1-2	0-0	0-0	0	0	0	1	2	0	0	0	0	5
Team						2	1	3							
Totals			34-56	11-26	8-13	7	21	28	14	87	31	10	5	8	200
FG % 1st Half: 14-26		53.8%	2nd half: 20-30		66.7%	Game: 34-56		60.7%	Deadball						
3FG % 1st Half: 5-12		41.7%	2nd half: 6-14		42.9%	Game: 11-26		42.3%	Rebounds						
FT % 1st Half: 2-5		40.0%	2nd half: 6-8		75.0%	Game: 8-13		61.5%	1						

Officials: Joe DeRosa, Keith Kimble, Chance Moore
 Technical fouls: Eastern Michigan-None. TCU-None.
 Attendance: 6219

Score by periods	1st	2nd	Total
Eastern Michigan	24	45	69
TCU	35	52	87

Points	In	Off	2nd	Fast	Bench
EMU	32	6	11	7	7
TCU	42	21	7	14	45

Last FG - EMU 2nd-01:13, TCU 2nd-01:02.
 Largest lead - EMU by 9 1st-13:02, TCU by 23 2nd-09:13.
 EMU led for 06:25, TCU led for 31:00. Game was tied for 02:35.

Score tied - 1 time.
 Lead changed - 2 times.

GM 6 | TCU 89 - CENTRAL MICHIGAN 62

Official Basketball Box Score -- Game Totals -- Final Statistics
Central Michigan vs TCU
11/30/18 6:34 PM at Fort Worth, Texas (Schollmaier Arena)

Central Michigan 62 • 6-2

#	Player	Total		3-Ptr		Rebounds			PF	TP	A TO Blk Stl				Min
		FG-FGA	FG-FGA	FT-FTA	Off Def Tot										
05	MONTGOMERY, Rob	f	1-6	0-2	0-0	1	1	2	3	2	0	2	2	0	24
14	DILEO, David	f	2-11	1-7	0-2	1	6	7	1	5	1	1	0	0	32
00	AUSTIN, Larry	g	9-20	0-0	1-3	3	2	5	4	19	5	2	0	1	29
02	ROUNDTREE, Shawn	g	5-11	2-6	4-5	1	3	4	1	16	2	1	0	1	33
20	McKAY, Kevin	g	2-5	0-0	6-6	2	3	5	3	10	3	2	0	1	33
01	REDMAN, Corey	g	0-2	0-1	0-0	1	0	1	0	0	0	1	0	0	3
11	NWOKO, Innocent	g	1-1	0-0	0-0	0	0	0	1	2	0	0	2	0	7
22	BEACHLER, Matt	g	0-3	0-3	3-3	0	1	1	1	3	1	0	0	1	15
23	MORGAN, Dallas	g	1-6	1-3	0-0	1	2	3	2	3	1	2	0	1	13
24	BURRELL, Romero	g	1-2	0-1	0-0	0	1	1	2	2	0	0	1	0	10
25	ERVIN, Austin	g	0-0	0-0	0-0	0	0	0	0	0	0	0	0	0	1
31	KEMP, Michael	g	0-0	0-0	0-0	0	0	0	0	0	0	0	0	0	0+
Team						2	0	2							
Totals			22-67	4-23	14-19	12	19	31	18	62	13	12	5	5	200
FG % 1st Half: 12-31		38.7%	2nd half: 10-36		27.8%	Game: 22-67		32.8%	Deadball						
3FG % 1st Half: 2-10		20.0%	2nd half: 2-13		15.4%	Game: 4-23		17.4%	Rebounds						
FT % 1st Half: 0-1		0.0%	2nd half: 14-18		77.8%	Game: 14-19		73.7%	2						

TCU 89 • 5-1

#	Player	Total		3-Ptr		Rebounds			PF	TP	A TO Blk Stl				Min
		FG-FGA	FG-FGA	FT-FTA	Off Def Tot										
15	MILLER, JD	f	3-6	0-2	0-3	4	8	12	2	6	2	2	0	1	27
21	SAMUEL, Kevin	c	4-5	0-0	0-0	2	4	6	4	8	1	4	2	0	16
01	BANE, Desmond	g	8-11	4-6	4-4	2	7	9	2	24	3	0	3	1	32
10	FISHER, Jaylen	g	5-13	4-10	0-0	1	5	6	1	14	3	1	1	1	28
25	ROBINSON, Alex	g	4-7	0-1	3-3	0	4	4	0	11	12	3	0	2	28
00	ARCHIE, Kaden	g	2-4	0-0	0-0	1	0	1	0	4	0	0	1	1	8
05	DAVIS, Kendrick	g	1-3	0-0	2-4	0	2	2	1	4	6	0	0	0	12
12	NOI, Kouat	g	7-12	1-5	1-2	1	0	1	3	16	1	1	0	0	23
22	NEMBARD, RJ	g	1-2	0-0	0-0	0	3	3	1	2	1	1	1	0	13
31	ASCHIERIS, Owen	g	0-0	0-0	0-0	0	0	0	0	0	0	0	0	0	3
35	ALOK, Yuat	g	0-1	0-0	0-0	0	1	1	3	0	0	3	0	0	11
Team						2	1	3							
Totals			35-64	9-24	10-16	13	35	48	17	89	29	16	8	7	200
FG % 1st Half: 20-34		58.8%	2nd half: 15-30		50.0%	Game: 35-64		54.7%	Deadball						
3FG % 1st Half: 5-14		35.7%	2nd half: 4-10		40.0%	Game: 9-24		37.5%	Rebounds						
FT % 1st Half: 1-4		25.0%	2nd half: 9-12		75.0%	Game: 10-16		62.5%	3,1						

Officials: John Higgins, Rick Crawford, Brian O'Connell
 Technical fouls: Central Michigan-None. TCU-None.
 Attendance: 6802

Score by periods	1st	2nd	Total
Central Michigan	26	36	62
TCU	46	43	89

Points	In	Off	2nd	Fast	Bench
CMU	32	12	7	6	10
TCU	46	15	13	20	26

Last FG - CMU 2nd-03:46, TCU 2nd-00:39.
 Largest lead - CMU None, TCU by 30 2nd-00:39.
 CMU led for 00:00, TCU led for 39:40. Game was tied for 00:20.

Score tied - 0 times.
 Lead changed - 0 times.

GM 7 | TCU 67 - SMU 59

Official Basketball Box Score -- Game Totals -- Final Statistics
TCU vs SMU
12/05/18 9:00 pm at Dallas, Texas (Moody Coliseum)

TCU 67 • 6-1

#	Player		Total		3-Ptr		Rebounds			PF	TP	A				Min
			FG-FGA	FG-FGA	FT-FTA	Off	Def	Tot	To			Bk	Stl			
15	MILLER, JD	f	4-9	0-3	7-9	4	3	7	2	15	1	0	1	0	36	
21	SAMUEL, Kevin	c	0-0	0-0	0-0	1	2	3	2	0	0	0	0	0	10	
01	BANE, Desmond	g	4-10	1-4	0-0	1	5	6	2	9	3	2	1	1	37	
10	FISHER, Jaylen	g	5-10	5-8	0-0	0	2	2	4	15	1	1	1	2	28	
20	ROBINSON, Alex	g	4-9	0-1	1-1	0	2	2	3	9	7	3	1	2	37	
00	ARCHIE, Kaden		0-1	0-1	0-0	0	0	0	1	0	0	1	0	0	3	
05	DAVIS, Kendrick		1-4	1-3	0-0	1	5	1	0	3	1	0	0	0	12	
12	NOI, Kouat		5-14	2-7	0-0	4	2	6	1	12	3	1	1	2	30	
22	NEMBARD, RJ		0-0	0-0	0-0	0	1	1	0	0	0	0	0	0	3	
35	ALOK, Yuat		2-2	0-0	0-0	0	0	0	2	4	0	0	0	0	0	
	Team		25-9	9-27	8-10	2	4	6				2			200	
	Totals					13	21	34	17	67	16	10	5	7	200	
	FG 1st Half:	12-33	36.4%	2nd half:	13-26	50.0%	Game:	9-27	42.4%						Deadball	
	3FG 1st Half:	3-17	17.6%	2nd half:	6-10	60.0%	Game:	8-23	33.3%						Rebounds	
	FT 1st Half:	2-3	66.7%	2nd half:	6-7	85.7%	Game:	9-10	80.0%						2	

GM 9 | TCU 90 - INDIANA STATE 70

Official Basketball Box Score -- Game Totals -- Final Statistics
Indiana State vs TCU
12/16/18 4:04 PM at Fort Worth, Texas (Schollmaier Arena)

Indiana State 70 • 6-3

#	Player	Total		3-Ptr		Rebounds			PF	TP	A TO Blk Stl				Min
		FG-FGA	FG-FGA	FT-FTA	Off Def Tot	PF	TP	A TO Blk Stl							
41	Emondre Rickman	c	3-5	0-0	0-2	1	1	2	4	6	1	3	1	0	14
02	Jordan Barnes	g	3-8	2-5	9-9	0	4	4	2	17	7	5	0	0	32
10	Christian Williams	g	5-11	0-2	3-3	2	9	11	2	13	3	3	1	0	22
11	Tyreke Key	g	1-6	0-1	1-2	1	3	4	0	3	1	1	0	1	30
13	Clayton Hughes	g	3-8	0-2	0-0	0	1	1	6	2	2	2	0	2	24
01	Allante Holston	g	1-1	0-0	0-0	2	1	3	1	2	1	2	0	0	16
04	Cooper Neese		1-7	1-4	0-0	1	0	1	2	3	1	3	1	1	26
05	Bronson Kessinger		6-9	0-0	2-4	2	2	4	3	14	0	0	0	0	20
20	Daniel Huernemann		0-0	0-0	0-0	0	0	0	0	0	0	0	0	0	1
23	De'Avion Washington		1-3	0-2	0-0	0	0	0	1	2	1	0	0	0	7
35	Devin Thomas		2-2	0-0	0-0	1	2	3	1	4	1	0	0	0	8
Team						3	0	3			1				
Totals			26-60	3-16	15-20	13	23	36	17	70	18	20	3	4	200

FG % 1st Half: 11-29 37.9% 2nd half: 15-31 48.4% Game: 26-60 43.3%
 3FG % 1st Half: 2-11 18.2% 2nd half: 1-5 20.0% Game: 3-16 18.8%
 FT % 1st Half: 2-4 50.0% 2nd half: 1-5 81.3% Game: 15-20 75.0%

Deadball
Rebounds
2

TCU 90 • 8-1

#	Player	Total		3-Ptr		Rebounds			PF	TP	A TO Blk Stl				Min
		FG-FGA	FG-FGA	FT-FTA	Off Def Tot	PF	TP	A TO Blk Stl							
15	MILLER, JD	r	2-7	0-0	3-4	2	6	8	2	7	1	1	0	1	26
21	SAMUEL, Kevin	c	2-3	0-0	0-3	3	1	4	4	4	0	2	0	0	16
01	BANE, Desmond	g	7-9	1-3	2-3	1	4	5	1	17	3	1	2	1	31
10	FISHER, Jaylen	g	5-12	4-9	0-0	0	2	2	3	14	5	1	0	1	24
25	ROBINSON, Alex	g	7-11	0-1	6-6	1	1	2	1	20	5	2	0	1	28
00	ARCHIE, Kaden		1-4	1-3	3-4	1	2	3	1	6	0	0	0	2	14
12	NOI, Kouat		3-6	0-0	0-0	0	0	0	6	1	2	0	0	0	12
05	DAVIS, Kendrick		3-9	2-3	2-2	5	3	8	0	10	1	0	0	0	20
22	NEMBARD, RJ		1-3	0-0	0-0	1	2	3	1	2	4	0	0	2	11
31	ASCHIERIS, Owen		0-1	0-1	0-0	0	0	0	0	0	0	0	0	0	2
35	ALOK, Yuat		2-3	0-0	0-0	0	2	2	3	4	0	1	0	0	16
Team						0	2	2							
Totals			33-68	8-20	16-22	14	25	39	16	90	20	10	2	8	200

FG % 1st Half: 15-34 44.1% 2nd half: 18-34 52.9% Game: 33-68 48.5%
 3FG % 1st Half: 4-10 40.0% 2nd half: 4-10 40.0% Game: 8-20 40.0%
 FT % 1st Half: 4-6 66.7% 2nd half: 12-16 75.0% Game: 16-22 72.7%

Deadball
Rebounds
3

Officials: Joe DeRosa, Michael Stephens, Rick Crawford
 Technical fouls: Indiana State-None. TCU-None.
 Attendance: 6431

Score by periods	1st	2nd	Total
Indiana State	26	44	70
TCU	38	52	90

Points	In	Off	2nd	Fast	Bench
INS	40	6	14	10	25
TCU	42	22	12	14	28

Last FG - INS 2nd-00:01, TCU 2nd-00:47.
 Largest lead - INS None, TCU by 26 2nd-05:39.
 INS led for 00:00. TCU led for 36:33. Game was tied for 03:27.

Score tied - 3 times.
 Lead changed - 0 times.

GM 10 | TCU 82 - CHARLOTTE 57

Official Basketball Box Score -- Game Totals -- Final Statistics
Charlotte vs TCU
12/22/18 7:30 p.m. at Stan Sheriff Center - Honolulu, HI

Charlotte 57 • 3-6

#	Player	Total		3-Ptr		Rebounds			PF	TP	A TO Blk Stl				Min
		FG-FGA	FG-FGA	FT-FTA	Off Def Tot	PF	TP	A TO Blk Stl							
02	MCGILL, Jaylan	*	5-6	3-4	0-0	0	1	1	2	13	0	1	0	0	31
03	DAVIS, Jon	*	7-15	1-5	2-2	0	5	5	2	17	2	6	1	2	36
12	MARTIN, Malik	*	1-5	0-1	2-2	0	6	6	3	4	3	4	1	1	35
15	SUPICA, Milos	*	3-6	0-0	0-1	0	2	2	1	6	2	1	0	0	26
20	MANGUM, Dravon	*	1-4	0-1	4-5	0	0	0	1	6	2	6	1	0	20
00	HASLEM, Jailan		2-4	0-0	0-2	3	4	7	4	4	1	3	1	0	18
11	BLIGHT, Bo		0-1	0-1	0-0	0	1	1	1	0	0	0	0	0	2
21	KITOKO, John		0-1	0-0	0-0	1	1	2	0	0	0	0	0	0	8
22	YOUNGER, Brandon		2-5	1-3	2-3	0	3	3	1	7	0	0	0	0	24
Team						1	1	2							
Totals			21-47	5-15	10-15	5	24	29	15	57	10	21	4	3	200

FG % 1st Half: 10-22 45.5% 2nd half: 11-25 44.0% Game: 21-47 44.7%
 3FG % 1st Half: 2-7 28.6% 2nd half: 3-8 37.5% Game: 5-15 33.3%
 FT % 1st Half: 4-5 80.0% 2nd half: 6-10 60.0% Game: 10-15 66.7%

TCU 82 • 9-1

#	Player	Total		3-Ptr		Rebounds			PF	TP	A TO Blk Stl				Min
		FG-FGA	FG-FGA	FT-FTA	Off Def Tot	PF	TP	A TO Blk Stl							
01	BANE, Desmond	*	4-7	0-3	2-2	0	4	4	1	10	3	1	1	2	25
10	FISHER, Jaylen	*	3-8	3-8	5-5	0	4	4	3	14	3	0	0	2	26
15	MILLER, JD	*	4-8	0-2	1-2	2	3	5	0	9	0	0	0	0	18
21	SAMUEL, Kevin	*	3-3	0-0	1-2	1	4	5	1	7	1	0	3	0	20
25	ROBINSON, Alex	*	3-9	0-2	0-0	1	1	2	0	6	11	4	0	1	26
00	ARCHIE, Kaden		1-2	0-1	0-0	0	1	1	2	2	0	1	0	2	14
05	DAVIS, Kendrick		3-6	0-0	1-1	1	1	2	3	7	2	0	0	1	14
11	MAYEN, Lat		0-2	0-2	0-0	1	0	1	0	0	0	0	0	0	5
12	NOI, Kouat		6-11	3-7	0-0	3	1	4	1	15	1	1	0	2	18
22	NEMBARD, RJ		2-4	1-2	2-3	0	2	2	0	7	0	1	0	1	14
31	ASCHIERIS, Owen		0-1	0-1	0-0	0	1	1	0	0	0	0	0	0	2
35	ALOK, Yuat		2-4	0-0	1-1	0	2	2	4	5	0	0	0	0	18
Team						1	0	1							
Totals			31-65	7-28	13-16	10	24	34	15	82	21	8	4	11	200

FG % 1st Half: 15-31 48.4% 2nd half: 16-34 47.1% Game: 31-65 47.7%
 3FG % 1st Half: 5-16 31.3% 2nd half: 2-12 16.7% Game: 7-28 25.0%
 FT % 1st Half: 5-7 71.4% 2nd half: 8-9 88.9% Game: 13-16 81.3%

Officials: Tony Padilla, Larry Spaulding, Nate Harris
 Technical fouls: Charlotte-None. TCU-None.
 Attendance: 5659
 Hawaiian Airlines Diamond Head Classic Opening Round

Score by periods	1st	2nd	Total
Charlotte	26	31	57
TCU	40	42	82

Points	In	Off	2nd	Fast	Bench
CHA	26	5	2	2	11
TCU	36	35	12	10	36

Last FG - CHA 2nd-01:27, TCU 2nd-00:04.
 Largest lead - CHA None, TCU by 30 2nd-06:09.
 CHA led for 00:00. TCU led for 38:34. Game was tied for 01:24.

Score tied - 2 times.
 Lead changed - 0 times.

GM 11 | TCU 82 - BUCKNELL 65

Official Basketball Box Score -- Game Totals -- Final Statistics
Bucknell vs TCU
12/23/18 5:00 pm at Stan Sheriff Center - Honolulu, HI

Bucknell 65 • 5-6

#	Player	Total		3-Ptr		Rebounds			PF	TP	A TO Blk Stl				Min
		FG-FGA	FG-FGA	FT-FTA	Off Def Tot	PF	TP	A TO Blk Stl							
01	MacKenzie, Kimbal	*	4-17	1-9	7-8	0	1	1	2	16	3	0	2	0	36
03	Sotos, Jimmy	*	2-8	0-4	0-0	0	6	6	2	4	4	3	0	1	33
04	Sestina, Nate	*	4-11	2-4	4-4	4	7	11	2	14	1	6	0	0	34
11	Toomer, Avi	*	1-3	1-3	5-6	0	2	2	5	8	0	0	0	0	23
13	Moore, Bruce	*	4-7	0-2	0-0	1	3	4	1	8	0	2	0	1	34
00	Newman, Paul		0-1	0-0	1-2	2	2	4	1	0	2	0	0	0	9
02	Ellis, Walter		0-0	0-0	0-0	0	0	0	1	0	0	0	0	0	3
05	Sechan, Jordan		0-0	0-0	0-0	0	0	0	0	0	0	0	0	0	0+
10	Funk, Andrew		0-1	0-1	0-0	0	0	0	0	0	0	0	0	0	6
12	Meeks, John		0-0	0-0	0-0	0	0	0	0	0	0	1	0	0	3
14	Robertson, Ben		1-1	0-0	0-0	0	2	2	0	2	0	1	0	0	2
15	Jones, Nate		4-4	4-4	0-0	0	0	0	1	12	0	0	0	0	17
23	Spear, Kahlil		0-0	0-0	0-0	0	0	0	0	0	0	0	0	0	0+
Team						0	1	1							
Totals			20-53	8-27	17-20	7	24	31	18	65	8	15	0	2	200

FG % 1st Half: 12-26 46.2% 2nd half: 8-27 29.6% Game: 20-53 37.7%
 3FG % 1st Half: 5-14 35.7% 2nd half: 3-13 23.1% Game: 8-27 29.6%
 FT % 1st Half: 12-13 92.3% 2nd half: 5-7 71.4% Game: 17-20 85.0%

Deadball
Rebounds
3,1

TCU 82 • 10-1

#	Player	Total	
---	--------	-------	--

GM 13 | TCU 85 - BAYLOR 81

Official Basketball Box Score -- Game Totals -- Final Statistics
Baylor vs TCU
01/05/19 3:05 PM at Fort Worth, Texas (Schollmaier Arena)

Baylor 81 • 8-5, 0-1

#	Player	Total		3-Ptr	Rebounds			PF	TP	A TO Blk Stl					Min
		FG-FGA	FG-FGA		Off	Def	Tot			A	TO	Blk	Stl		
25	Clark, Tristan	f	7-13	0-1	4-6	2	4	6	2	18	4	3	1	1	35
03	McClure, King	f	3-8	0-2	1-1	1	3	4	2	7	2	0	0	0	32
04	Kegler, Mario	g	4-7	0-1	1-2	1	4	5	4	9	1	3	0	1	29
10	Mason, Makai	g	4-12	2-7	5-6	0	3	3	3	15	3	3	0	1	33
11	Vital, Mark	g	4-5	0-0	3-5	3	1	4	4	11	4	1	0	2	33
00	Thamba, Flo		0-0	0-0	0-0	0	0	0	1	0	0	1	0	0	1
02	Bando, Devonte		0-1	0-1	0-0	0	0	0	1	0	0	0	0	0	4
12	Butler, Jared		2-4	0-1	0-0	1	2	3	5	4	4	0	0	0	19
24	Mayer, Matthew		5-9	2-3	5-7	0	2	2	0	17	1	0	0	1	14
Team					3	3	6	1							
Totals			29-59	4-16	19-27	11	22	33	23	81	19	11	1	6	200

FG % 1st Half: 11-27 40.7% 2nd half: 18-32 56.3% Game: 29-59 49.2%
3FG % 1st Half: 2-9 22.2% 2nd half: 2-7 28.6% Game: 4-16 25.0%
FT % 1st Half: 4-7 57.1% 2nd half: 15-20 75.0% Game: 19-27 70.4%

Deadball
Rebounds
5

TCU 85 • 12-1, 1-0

#	Player	Total		3-Ptr	Rebounds			PF	TP	A TO Blk Stl					Min
		FG-FGA	FG-FGA		Off	Def	Tot			A	TO	Blk	Stl		
15	MILLER, JD	f	4-7	0-0	5-9	3	7	10	1	13	4	1	0	1	33
21	SAMUEL, Kevin	c	3-6	0-0	1-4	3	4	7	3	7	0	1	2	1	31
01	BANE, Desmond	g	8-11	3-4	3-3	1	4	5	22	3	1	0	1	0	28
22	NEMBARD, RJ	g	3-5	2-3	2-4	0	2	2	3	10	3	0	1	0	33
25	ROBINSON, Alex	g	6-14	0-3	6-10	0	0	0	4	18	10	4	0	2	36
05	DAVIS, Kendric		2-3	0-1	2-4	0	1	1	2	6	1	2	0	1	15
11	MAYEN, Lat		0-0	0-0	0-0	0	1	1	0	0	0	1	0	0	4
12	NOI, Kouat		4-7	1-3	0-0	0	1	1	2	9	1	0	0	0	20
Team					1	1	2								
Totals			30-53	6-14	19-34	8	21	29	20	85	22	10	3	6	200

FG % 1st Half: 13-27 48.1% 2nd half: 17-26 65.4% Game: 30-53 56.6%
3FG % 1st Half: 3-7 42.9% 2nd half: 3-7 42.9% Game: 6-14 42.9%
FT % 1st Half: 11-14 78.6% 2nd half: 8-20 40.0% Game: 19-34 55.9%

Deadball
Rebounds
9

Officials: Kelly Self, Darron George, Lee Cassell
Technical fouls: Baylor-TEAM. TCU-None.
Attendance: 6396

Score by periods	1st	2nd	Total
Baylor	28	53	81
TCU	40	45	85

Points	In Paint	Off T/O	2nd Chance	Fast Break	Bench
BU	44	8	11	12	21
TCU	38	15	6	10	15

Last FG - BU 2nd-00:18, TCU 2nd-02:56.
Largest lead - BU by 2 1st-18:04, TCU by 19 2nd-16:37.
BU led for 00:21. TCU led for 37:43. Game was tied for 01:56.

Score tied - 0 times.
Lead changed - 1 time.

GM 15 | OKLAHOMA 76 - TCU 74

Official Basketball Box Score -- Game Totals -- Final Statistics
TCU vs Oklahoma
01/12/19 1:00 PM at Lloyd Noble Center

TCU 74 • 12-3, 1-2 Big 12

#	Player	Total		3-Ptr	Rebounds			PF	TP	A TO Blk Stl					Min
		FG-FGA	FG-FGA		Off	Def	Tot			A	TO	Blk	Stl		
15	MILLER, JD	f	2-11	0-0	5-8	6	6	12	4	9	1	0	0	0	28
21	SAMUEL, Kevin	c	3-9	0-0	0-0	5	1	6	4	6	0	1	1	0	20
01	BANE, Desmond	g	3-13	1-4	2-2	3	4	7	3	9	6	2	1	1	39
22	NEMBARD, RJ	g	1-8	0-3	0-0	0	1	1	2	2	0	1	0	0	22
25	ROBINSON, Alex	g	6-13	3-7	1-2	0	8	8	1	16	4	5	0	2	39
05	DAVIS, Kendric		0-4	0-1	2-2	0	2	2	1	2	3	2	0	0	16
11	MAYEN, Lat		0-0	0-0	0-0	0	1	1	0	0	1	1	0	0	2
12	NOI, Kouat		10-14	8-12	2-2	0	1	1	3	30	0	0	0	2	34
Team					3	1	4								
Totals			25-72	12-27	12-16	17	25	42	19	74	15	12	2	5	200

FG % 1st Half: 17-42 40.5% 2nd half: 8-30 26.7% Game: 25-72 34.7%
3FG % 1st Half: 7-14 50.0% 2nd half: 5-13 38.5% Game: 12-27 44.4%
FT % 1st Half: 2-4 50.0% 2nd half: 10-12 83.3% Game: 12-16 75.0%

Deadball
Rebounds
2

Oklahoma 76 • 13-3, 2-2 Big 12

#	Player	Total		3-Ptr	Rebounds			PF	TP	A TO Blk Stl					Min
		FG-FGA	FG-FGA		Off	Def	Tot			A	TO	Blk	Stl		
21	Doolittle,Kristian	f	9-12	0-0	6-9	1	9	10	0	24	0	1	0	2	34
35	Manek,Brady	f	5-11	2-5	0-0	1	4	5	0	12	0	0	4	0	30
04	McNeace,Jamuni	c	3-7	0-0	0-0	1	5	6	1	6	1	0	2	0	22
00	James,Christian	g	5-13	0-4	5-6	1	7	8	2	15	4	4	1	4	35
01	Calixte,Aaron	g	3-6	3-5	3-4	0	1	1	1	12	4	3	0	1	28
02	Odomes,Rashard		0-0	0-0	1-2	0	0	0	1	1	0	0	0	0	8
03	Reynolds,Miles		0-1	0-0	2-4	0	3	3	2	3	0	0	1	1	23
05	Freeman,Matt		0-1	0-1	0-0	0	0	0	0	0	0	0	0	0	3
24	Bieniemy,Jamal		2-4	0-0	0-0	0	1	1	2	4	2	1	1	0	17
Team					0	2	2								
Totals			27-55	5-15	17-25	4	32	36	10	76	14	9	9	8	200

FG % 1st Half: 14-32 43.8% 2nd half: 13-23 56.5% Game: 27-55 49.1%
3FG % 1st Half: 5-12 41.7% 2nd half: 0-3 0.0% Game: 5-15 33.3%
FT % 1st Half: 4-5 80.0% 2nd half: 13-20 65.0% Game: 17-25 68.0%

Deadball
Rebounds
7

Officials: Doug Simmons, Bert Smith, Chance Moore
Technical fouls: TCU-None. Oklahoma-James,Christian.
Attendance: 8005
Estimated Attendance: 6,570

Score by periods	1st	2nd	Total
TCU	43	31	74
Oklahoma	37	39	76

Points	In Paint	Off T/O	2nd Chance	Fast Break	Bench
TCU	26	7	8	2	32
OU	36	21	7	8	27

Last FG - TCU 2nd-00:16, OU 2nd-00:03.
Largest lead - TCU by 9 1st-05:25, OU by 6 1st-14:16.
TCU led for 22:38. OU led for 10:02. Game was tied for 07:20.

Score tied - 13 times.
Lead changed - 21 times.

GM 14 | KANSAS 77 - TCU 68

Official Basketball Box Score -- Game Totals -- Final Statistics
TCU vs Kansas
01/09/19 8:05pm at Lawrence, Kan. (Allen Fieldhouse)

TCU 68 • 12-2 (1-1)

#	Player	Total		3-Ptr	Rebounds			PF	TP	A TO Blk Stl					Min
		FG-FGA	FG-FGA		Off	Def	Tot			A	TO	Blk	Stl		
15	MILLER, JD	f	1-6	1-4	0-0	1	8	9	1	3	0	1	0	1	25
21	SAMUEL, Kevin	c	6-7	0-0	0-0	4	4	8	3	12	1	2	1	0	26
01	BANE, Desmond	g	6-10	1-1	0-0	0	4	4	4	13	2	2	0	0	37
22	NEMBARD, RJ	g	3-6	3-6	5-6	0	4	4	3	14	1	3	1	0	27
25	ROBINSON, Alex	g	4-12	2-4	2-3	1	2	3	4	12	4	4	0	0	35
05	DAVIS, Kendric		2-6	0-1	0-0	0	4	4	1	4	3	3	0	2	22
12	NOI, Kouat		3-7	2-5	2-4	1	1	2	2	10	1	3	1	3	28
Team					0	0	0								
Totals			25-54	9-21	9-13	7	27	34	18	68	12	20	3	6	200

FG % 1st Half: 11-26 42.3% 2nd half: 14-28 50.0% Game: 25-54 46.3%
3FG % 1st Half: 3-8 37.5% 2nd half: 6-13 46.2% Game: 9-21 42.9%
FT % 1st Half: 6-8 75.0% 2nd half: 3-5 60.0% Game: 9-13 69.2%

Deadball
Rebounds
3

Kansas 77 • 13-2 (2-1)

#	Player	Total		3-Ptr	Rebounds			PF	TP	A TO Blk Stl					Min
		FG-FGA	FG-FGA		Off	Def	Tot			A	TO	Blk	Stl		
01	Lawson, Dedric	f	10-19	2-4	9-13	6	8	14	1	31	0	3	0	3	35
00	Garrett, Marcus	g	3-8	0-0	2-3	1	3	4	1	8	3	0	0	2	35
05	Grimes, Quentin	g	2-5	0-3	1-2	0	2	2	4	5	1	2	0	0	16
11	Dotson, Devon	g	0-6	0-3	5-6	0	1	1	3	5	3	1	1	2	27
24	Vick, Lagerald	g	5-10	2-7	0-0	1	3	4	2	12	4	6	0	0	36
02	Moore, Charlie		0-3	0-1	0-0	0	0	0	0	0	1	0	0	1	4
13	Lawson, K.J.		2-3	0-1	3-3	1	0	1	0	7	0	0	0	0	11
30	Agbaji, Ochai		3-5	1-2	0-0	1	3	4	2	7	1	0	1	2	25
33	McCormack, David		0-0	0-0	0-0	0	0	0	0	0	0	0	0	0	1
44	Lightfoot, Mitch		1-1	0-0	0-0	0	3	3	0	2	0	0	0	0	10
Team					1	0	1								
Totals			26-60	5-21	20-27	11	23	34	13	77	13	12	2	10	200

FG % 1st Half: 15-31 48.4% 2nd half: 11-29 37.9% Game: 26-60 43.3%
3FG % 1st Half: 2-10 20.0% 2nd half: 3-11 27.3% Game: 5-21 23.8%
FT % 1st Half: 8-11 72.7% 2nd half: 12-16 75.0% Game: 20-27 74.1%

Deadball
Rebounds
3

Officials: Gerry Pollard, Gary Maxwell, Jeb Hartness
Technical fouls: TCU-None. Kansas-None.
Attendance: 16300

Score by periods	1st	2nd	Total
TCU	31	37	68
Kansas	40	37	77

GM 17 | KANSAS STATE 65 - TCU 55

Official Basketball Box Score -- Game Totals -- Final Statistics
TCU vs Kansas State
01/19/19 3:05 p.m. CT at Manhattan, Kan. - Bramlage Coliseum

TCU 55 • 13-4 (2-3)

#	Player		Total		3-Ptr	Rebounds			PF	TP	A	TO	Blk	Stl	Min
			FG	FGA	FG	FGA	FT	FTA							
15	MILLER, JD	f	4-8	2-5	1-2	3	4	7	2	11	3	0	0	1	40
21	SAMUEL, Kevin	f	1-1	0-0	0-1	3	1	4	5	2	0	1	0	0	18
01	BANE, Desmond	g	6-14	2-8	2-2	1	4	5	3	16	0	1	0	1	28
22	NEMBARD, RJ	g	0-1	0-1	1-2	0	1	1	1	1	0	1	1	0	11
25	ROBINSON, Alex	g	6-11	0-3	5-6	1	3	4	2	17	4	8	1	2	39
05	DAVIS, Kendrick		2-8	2-6	0-0	0	1	1	0	6	2	5	0	0	25
11	MAYEN, Lat		0-0	0-0	0-0	0	3	3	2	0	1	1	0	0	19
34	BARLOW, Russell		1-4	0-1	0-0	1	3	4	2	2	0	0	0	0	20
	Team					1	1	2				1			
Totals			20-47	6-24	9-13	10	21	31	17	55	10	18	2	4	200

FG % 1st Half: 12-27 44.4% 2nd half: 8-20 40.0% Game: 20-47 42.6%
 3FG % 1st Half: 5-15 33.3% 2nd half: 1-9 11.1% Game: 6-24 25.0%
 FT % 1st Half: 1-4 25.0% 2nd half: 8-9 88.9% Game: 9-13 69.2%

Deadball
Rebounds
1,2

Kansas State 65 • 14-4 (4-2)

#	Player		Total			Rebounds					A	TO	Blk	Stl	Min
			FG-FGA	3-Ptr	FT-FTA	Off	Def	TP	PF						
14	MAWIEN, Makol	f	2-4	0-0	4-6	1	2	3	2	8	0	1	0	0	19
32	WADE, Dean	f	4-9	0-1	8-9	0	1	1	3	16	6	1	0	1	30
03	STOKES, Kamau	g	3-7	2-6	0-0	2	2	4	2	8	3	1	1	3	34
05	BROWN, Barry	g	5-12	0-3	0-0	0	5	5	3	10	3	2	0	1	36
20	SNEED, Xavier	g	6-9	1-2	5-6	0	4	4	3	18	2	1	0	1	35
00	McGUIRL, Mike		1-3	0-1	0-1	0	0	0	0	2	0	0	1	1	11
20	DIARRA, Cartier		1-3	0-2	0-0	0	1	1	0	2	1	1	1	1	25
02	LOVE III, James		0-0	0-0	0-0	0	0	0	0	0	0	0	0	0	2
23	TRICE, Austin		0-0	0-0	0-0	0	0	0	0	0	0	0	0	0	1
34	STOCKARD III, Levi		0-1	0-0	1-2	0	2	2	1	1	0	0	0	1	7
	Team					4	3	7							
Totals			22-48	3-15	18-24	7	20	27	14	65	15	7	3	9	200

FG % 1st Half: 13-28 46.4% 2nd half: 9-20 45.0% Game: 22-48 45.8%
 3FG % 1st Half: 3-10 30.0% 2nd half: 0-5 0.0% Game: 3-15 20.0%
 FT % 1st Half: 8-10 80.0% 2nd half: 10-14 71.4% Game: 18-24 75.0%

Deadball
Rebounds
2

Officials: Gary Maxwell, Kipp Kissinger, Darron George
 Technical fouls: TCU-None. Kansas State-None.
 Attendance: 9809

Score by periods	1st	2nd	Total
TCU	30	25	55
Kansas State	37	28	65

Points	In	Off	2nd	Fast	Bench
TCU	22	7	9	6	8
KS	28	21	10	4	5

Last FG - TCU 2nd-00:31, KS 2nd-02:33.
 Largest lead - TCU None, KS by 12 2nd-06:16.
 TCU led for 00:00. KS led for 39:30. Game was tied for 00:30.

Score tied - 0 times.
 Lead changed - 0 times.

GM 18 | TCU 65 - TEXAS 61

Official Basketball Box Score -- Game Totals -- Final Statistics
Texas vs TCU
01/23/19 6:01 PM at Fort Worth, Texas (Schollmaier Arena)

Texas 61 • 11-8 (3-4)

#	Player		Total			Rebounds			PF	TP	A	TO	Blk	Stl	Min
			FG-FGA	FG-FGA	FT-FTA	Off	Def	Tot							
10	Hayes, Jaxson	f	4-6	0-0	2-3	0	6	6	5	10	0	1	5	0	32
21	Osetkowski, Dylan	f	3-7	1-3	2-2	4	6	10	2	9	2	3	0	0	27
02	Coleman III, Matt	g	1-5	1-3	0-0	0	1	1	2	3	2	4	0	4	27
03	Ramey, Courtney	g	4-11	2-5	0-0	1	1	2	2	10	5	3	0	3	31
12	Roach II, Kerwin	g	6-14	3-8	0-0	0	4	4	2	15	3	3	0	0	28
13	Febres, Jase		3-6	1-4	0-0	0	6	6	4	7	0	1	0	1	28
20	Sims, Jericho		1-1	0-0	0-2	1	1	2	2	2	0	1	0	0	8
33	Hepa, Kamaka		0-0	0-0	0-0	0	1	1	0	1	0	0	0	0	6
55	Mitrou-Long, Elijah		2-8	1-3	0-0	0	1	1	0	5	1	1	0	2	13
Team						0	0	0							
Totals			24-58	9-26	4-7	7	26	33	20	61	13	17	5	10	200

FG % 1st Half: 12-28 42.9% 2nd half: 12-30 40.0% Game: 24-58 41.4%
 3FG % 1st Half: 4-11 36.4% 2nd half: 4-13 30.8% Game: 9-26 34.6%
 FT % 1st Half: 2-3 66.7% 2nd half: 2-4 50.0% Game: 4-7 57.1%

Deadball
Rebounds
2

TCU 65 • 14-4 (3-3)

#	Player		Total			Rebounds					A	TO	Blk	Stl	Min
			FG-FGA	3-Ptr FG-FGA	FT-FTA	Off	Def	TP	PF						
12	NOI, Kouat	f	5-13	1-4	4-5	6	5	11	1	15	0	1	0	1	33
15	MILLER, JD	f	3-8	1-4	4-6	1	2	3	1	11	1	0	0	2	36
21	SAMUEL, Kevin	c	4-6	0-0	0-1	5	8	13	0	8	1	1	2	2	32
01	BANE, Desmond	g	6-15	1-5	4-4	1	6	7	3	17	3	1	1	1	37
25	ROBINSON, Alex	g	2-9	1-4	0-0	0	2	2	3	5	7	4	0	1	31
05	DAVIS, Kendrick		3-6	1-2	0-0	0	1	1	1	7	0	3	0	1	13
11	MAYEN, Lat		0-1	0-1	0-1	0	2	2	1	0	1	0	0	0	6
22	NEMBARD, RJ		1-1	0-0	0-1	0	0	0	1	2	0	2	0	0	6
34	BARLOW, Russell		0-0	0-0	0-0	0	0	0	1	0	0	0	0	0	6
Team						1	2	3							
Totals			24-59	5-20	12-18	14	28	42	12	65	13	15	3	8	200

FG % 1st Half: 13-31 41.9% 2nd half: 11-28 39.3% Game: 24-59 40.7%
 3FG % 1st Half: 5-13 38.5% 2nd half: 1-9 11.1% Game: 5-20 25.0%
 FT % 1st Half: 5-8 62.5% 2nd half: 7-10 70.0% Game: 12-18 66.7%

Deadball
Rebounds
1

Officials: Doug Simmons, James Luckie, Tony Padilla
 Technical fouls: Texas-None. TCU-None.
 Attendance: 7099

Score by periods	1st	2nd	Total
Texas	31	30	61
TCU	35	30	65

Points	In	Off	2nd	Fast	Bench
TCU	26	13	10	4	14
TX	34	17	18	6	9

Last FG - UT 2nd-00:23, TCU 2nd-01:42.
 Largest lead - UT by 4 1st-18:27, TCU by 12 2nd-14:50.
 UT led for 11:17. TCU led for 24:58. Game was tied for 03:45.

Score tied - 3 times.
 Lead changed - 3 times.

GM 19 | TCU 55 - FLORIDA 50

Official Basketball Box Score -- Game Totals -- Final Statistics
Florida vs TCU
01/26/19 11:01 AM at Fort Worth, Texas (Schollmaier Arena)

Florida 50 • 11-8

#	Player		Total		3-Ptr	Rebounds			PF	TP	A	TO	Blk	Stl	Min	
			FG	FGA	FG	FTA	Off	Def								Tot
11	Johnson, Keyontae	f	4-9	1-1	0-0	2	6	8	4	9	1	2	0	1	21	
13	Hayes, Kevarrus	c	4-6	0-0	0-1	2	2	4	2	8	1	2	5	2	28	
02	Nembhard, Andrew	g	2-9	2-4	0-0	2	2	4	2	6	4	1	0	2	36	
05	Allen, KeVaughn	g	4-13	2-9	1-1	0	2	2	1	11	5	2	0	2	30	
10	Locke, Noah	g	2-9	1-5	2-2	1	1	2	3	7	2	1	0	0	35	
00	Okauru, Mike		0-0	0-0	0-0	0	0	0	0	0	0	0	0	0	6	
03	Hudson, Jalen		2-10	1-5	1-1	0	0	0	2	6	0	0	2	0	19	
21	Bassett, Dontay		0-1	0-0	0-0	2	3	5	1	0	0	0	1	0	13	
24	Ballard, Deaundrae		1-5	1-3	0-0	1	0	1	0	3	1	1	0	0	12	
Team						3	4	7	1			1				
Totals				19-62	8-27	4-5	13	20	33	16	50	14	10	8	7	200

FG % 1st Half: 8-29 27.6% 2nd half: 11-33 33.3% Game: 19-62 30.6%
 3FG % 1st Half: 3-11 27.3% 2nd half: 5-16 31.3% Game: 8-27 29.6%
 FT % 1st Half: 1-2 50.0% 2nd half: 3-3 100.0% Game: 4-5 80.0%

Deadball
Rebounds
0

TCU 55 • 15-4

#	Player		Total			Rebounds					PF	TP	A	TO	Blk	Stl	Min
			FG-FGA	FG-FGA	FT-FTA	Off	Def	Tot									
12	NOI, Kouat	f	8-17	3-8	3-5	2	4	6	2	22	0	4	0	0	0	35	
15	MILLER, JD	f	1-6	0-2	0-0	2	3	5	0	2	0	1	0	1	0	26	
21	SAMUEL, Kevin	c	1-3	0-0	0-0	2	4	6	2	2	0	3	2	0	0	30	
01	BANE, Desmond	g	4-13	1-6	8-8	1	5	6	1	17	3	0	2	1	0	36	
05	ROBINSON, Alex	g	3-9	0-3	1-4	0	6	6	2	7	5	5	0	3	3	35	
05	DAVIS, Kendrick		0-0	0-0	2-2	0	0	0	1	2	2	0	0	0	0	6	
11	MAYEN, Lat		1-1	1-1	0-0	1	2	3	0	3	0	0	0	0	0	16	
22	NEMBHARD, RJ		0-1	0-0	0-0	0	0	0	0	0	0	2	0	0	0	7	
34	BARLOW, Russell		0-0	0-0	0-0	0	2	2	2	0	0	1	0	0	0	9	
	Team					5	5	10				3					
	Totals		18-50	5-20	14-19	13	31	44	10	55	10	17	6	5	200		

GM 21 | BAYLOR 90 - TCU 64

Official Basketball Box Score -- Game Totals -- Final Statistics
TCU vs Baylor
02/02/19 7:05 pm CT at Ferrell Center (Waco, Texas)

TCU 64 • 15-6, 3-5 Big 12

#	Player	Total			3-Ptr			Rebounds			PF	TP	A	T	Bk	Stl	Min
		FG-FGA	FG-FGA	FT-FTA	Off	Def	Tot	Off	Def	Tot							
12	NOI, Kouat	f	7-13	1-6	0-0	1	3	4	0	15	1	3	0	0	0	0	38
15	MILLER, JD	f	5-11	1-3	6-7	3	2	5	1	17	0	1	0	0	0	0	32
21	SAMUEL, Kevin	c	1-6	0-0	0-1	5	1	6	3	2	0	1	3	0	0	0	26
01	BANE, Desmond	g	2-7	0-0	1-1	1	1	2	2	5	1	2	1	1	1	0	30
25	ROBINSON, Alex	g	6-8	1-2	3-5	0	3	3	4	16	6	1	1	0	0	0	32
05	DAVIS, Kendric		1-6	0-1	2-3	0	2	2	1	4	1	0	0	0	1	0	19
11	MAYEN, Lat		0-0	0-0	0-0	0	1	1	2	0	0	0	1	0	0	0	9
22	NEMBARD, RJ		2-5	1-2	0-0	0	0	0	0	5	0	0	0	0	0	0	8
34	BARLOW, Russell		0-1	0-0	0-0	0	1	1	1	0	0	1	0	0	0	0	6
Team						1	1	2									
Totals			24-57	4-14	12-17	11	15	26	14	64	9	9	6	2	2	0	200
FG % 1st Half: 11-30 36.7%		2nd half: 13-27 48.1%		Game: 24-57 42.1%		Deadball		Rebounds		2							
3FG % 1st Half: 1-8 12.5%		2nd half: 3-6 50.0%		Game: 4-14 28.6%													
FT % 1st Half: 5-5 100.0		2nd half: 7-12 58.3%		Game: 12-17 70.6%													

Baylor 90 • 15-6, 6-2 Big 12

#	Player	Total			3-Ptr			Rebounds			PF	TP	A	T	Bk	Stl	Min
		FG-FGA	FG-FGA	FT-FTA	Off	Def	Tot	Off	Def	Tot							
03	McClure, King	g	2-4	1-2	0-0	1	4	5	0	5	3	1	0	0	0	0	22
04	Kegler, Mario	g	3-7	0-2	0-0	0	6	6	2	6	2	1	0	0	0	0	23
10	Mason, Makai	g	14-20	9-12	3-4	0	0	0	4	40	4	0	3	0	0	0	33
11	Vital, Mark	g	2-3	0-0	1-2	3	1	4	3	5	0	0	3	0	0	0	23
12	Butler, Jared	g	2-6	1-2	0-0	2	3	5	3	5	2	3	0	0	0	0	24
00	Thamba, Flo		1-1	0-0	0-0	0	3	6	0	2	3	0	2	0	0	0	14
01	Allen, Darius		0-2	0-1	0-0	0	0	0	0	0	0	0	0	0	0	0	3
02	Bandoo, Devonte		3-6	3-5	0-0	0	1	1	0	9	3	1	0	1	0	1	21
15	Okeke, Obim		1-1	0-0	0-0	1	0	1	0	2	0	0	0	0	0	0	2
24	Mayer, Matthew		2-7	1-4	0-0	2	3	5	1	5	3	0	0	0	0	0	18
33	Gillespie, Freddie		5-6	0-0	1-2	3	4	7	2	11	1	1	3	0	0	0	17
Team						0	0	0									
Totals			35-63	15-28	5-8	15	25	40	15	90	21	10	10	1	1	0	200
FG % 1st Half: 16-31 51.6%		2nd half: 19-32 59.4%		Game: 35-63 55.6%		Deadball		Rebounds		1							
3FG % 1st Half: 6-11 54.5%		2nd half: 9-17 52.9%		Game: 15-28 53.6%													
FT % 1st Half: 1-2 50.0%		2nd half: 4-6 66.7%		Game: 5-8 62.5%													

Officials: Gary Maxwell, Kelly Self, Antinio Perty
Technical fouls: TCU-None. Baylor-None.
Attendance: 7337

Score by periods	1st	2nd	Total
TCU	28	36	64
Baylor	39	51	90

Last FG - TCU 2nd-01:00, BU 2nd-01:09.
Largest lead - TCU by 2 1st-19:12, BU by 29 2nd-02:33.
TCU led for 02:01. BU led for 36:38. Game was tied for 01:21.

Score tied - 1 time.
Lead changed - 5 times.

GM 22 | TCU 70 - OKLAHOMA STATE 68

Official Basketball Box Score -- Game Totals -- Final Statistics
Oklahoma State vs TCU
02/06/19 8:05 PM at Fort Worth, Texas (Schollmaier Arena)

Oklahoma State 68 • 9-13 (2-7)

#	Player	Total			3-Ptr			Rebounds			PF	TP	A	T	Bk	Stl	Min
		FG-FGA	FG-FGA	FT-FTA	Off	Def	Tot	Off	Def	Tot							
12	McGriff, Cameron	f	3-9	0-1	2-2	2	3	5	5	8	1	1	0	0	0	0	36
14	Anel,Yor	f	7-7	0-0	6-7	1	4	5	3	20	1	1	2	0	0	0	32
04	Dziagwa,Thomas	g	5-11	4-7	0-0	0	3	3	2	14	1	1	0	0	0	0	33
13	Likekele,Isaac	g	7-13	0-1	3-4	1	2	3	2	17	7	3	0	4	0	0	39
21	Waters,Lindy	g	2-7	1-4	2-2	0	7	7	2	7	5	4	1	2	0	0	39
01	Jones,Curtis		1-5	0-3	0-0	0	3	3	0	2	1	0	0	0	0	0	20
05	Demuth,Duncan		0-0	0-0	0-0	0	0	0	0	0	0	0	0	0	0	0	1
Team						2	3	5									
Totals			25-52	5-16	13-15	6	25	31	14	68	16	10	3	6	2	0	200
FG % 1st Half: 13-29 44.8%		2nd half: 12-23 52.2%		Game: 25-52 48.1%		Deadball		Rebounds		0,1							
3FG % 1st Half: 2-10 20.0%		2nd half: 3-6 50.0%		Game: 5-16 31.3%													
FT % 1st Half: 0-0 0.0%		2nd half: 13-15 86.7%		Game: 13-15 86.7%													

TCU 70 • 16-6 (4-5)

#	Player	Total			3-Ptr			Rebounds			PF	TP	A	T	Bk	Stl	Min
		FG-FGA	FG-FGA	FT-FTA	Off	Def	Tot	Off	Def	Tot							
12	NOI, Kouat	f	4-11	4-10	0-0	1	6	7	2	12	0	1	0	0	0	0	35
15	MILLER, JD	f	3-12	1-5	4-6	4	5	9	3	11	0	1	0	0	0	0	36
21	SAMUEL, Kevin	c	3-3	0-0	0-0	2	5	7	4	6	0	0	4	0	0	0	28
01	BANE, Desmond	g	9-17	6-9	2-3	1	2	3	2	26	0	0	0	0	0	1	39
25	ROBINSON, Alex	g	2-8	0-3	6-7	0	4	4	2	10	11	5	0	0	1	0	37
05	DAVIS, Kendric		1-3	0-0	1-1	0	0	0	1	3	1	0	0	0	0	0	10
11	MAYEN, Lat		0-1	0-1	0-0	0	0	0	0	0	0	2	1	0	0	0	2
22	NEMBARD, RJ		1-3	0-2	0-0	0	0	0	0	2	2	1	0	1	0	1	11
34	BARLOW, Russell		0-0	0-0	0-0	0	0	0	0	0	0	0	0	0	0	0	2
Team						3	1	4									
Totals			23-58	11-30	13-17	11	23	34	14	70	14	10	5	5	5	0	200
FG % 1st Half: 13-27 48.1%		2nd half: 10-31 32.3%		Game: 23-58 39.7%		Deadball		Rebounds		2							
3FG % 1st Half: 9-18 50.0%		2nd half: 2-12 16.7%		Game: 11-30 36.7%													
FT % 1st Half: 4-4 100.0		2nd half: 9-13 69.2%		Game: 13-17 76.5%													

Officials: Paul Janssen, Keith Kimble, Bert Smith
Technical fouls: Oklahoma State-None. TCU-None.
Attendance: 6505

Score by periods	1st	2nd	Total
Oklahoma State	28	40	68
TCU	39	31	70

Last FG - OSU 2nd-00:05, TCU 2nd-00:01.
Largest lead - OSU by 7 2nd-05:28, TCU by 13 1st-01:44.
OSU led for 05:29. TCU led for 33:50. Game was tied for 00:33.

Score tied - 1 time.
Lead changed - 4 times.

GM 23 | TCU 92 - IOWA STATE 83

Official Basketball Box Score -- Game Totals -- Final Statistics
TCU vs Iowa State
02/09/19 1:05 p.m. at Hilton Coliseum - Ames, Iowa

TCU 92 • 17-6, 5-5

#	Player		Total			3-Ptr			Rebounds			PF	TP	A	T	Bk	Stl	Min
			FG-FGA	FG-FGA	FT-FTA	Off	Def	Tot	Off	Def	Tot							
01	BANE, Desmond	*	6-11	0-3	5-5	2	4	6	2	17	3	2	0	3	0	0	38	
12	NOI, Kouat	*	7-15	3-7	0-0	1	6	7	2	17	1	0	0	1	0	0	38	
15	MILLER, JD	*	1-5	0-2	4-9	3	1	4	4	6	1	1	1	1	0	0	20	
21	SAMUEL, Kevin	*	3-4	0-0	0-1	2	5	7	2	6	3	1	5	2	0	0	27	
25	ROBINSON, Alex	*	7-14	2-2	1-2	0	2	2	3	17	5	4	1	1	0	0	36	
05	DAVIS, Kendric		7-10	2-3	6-7	1	2	3	3	22	4	1	0	0	0	0	29	
11	MAYEN, Lat		0-0	0-0	2-2	0	0	0	0	2	1	0	0	0	0	0	2	
22	NEMBARD, RJ		2-3	1-1	0-0	0	1	1	0	5	1	1	0	0	0	0	10	
	Team					2	2	4	1			2						
	Totals		33-62	8-18	18-26	11	23	34	17	92	19	12	7	10	20			
	FG % 1st Half:	14-32	43.8%	2nd half:	19-30	63.3%	Game:	33-62	53.2%								Deadball	
	3FG % 1st Half:	5-11	45.5%	2nd half:	3-7	42.9%	Game:	8-18	44.4%								Rebounds	
	FT % 1st Half:	3-5	60.0%	2nd half:	15-21	71.4%	Game:	18-26	69.2%								3	

GM 25 | OKLAHOMA 71 - TCU 62

Official Basketball Box Score -- Game Totals -- Final Statistics
Oklahoma vs TCU
02/16/19 11:04 a.m. at Fort Worth, Texas (Schollmaier Arena)

Oklahoma 71 • 16-10 (4-9)

#	Player		Total		3-Ptr	Rebounds			PF	TP	A	TO	Blk	Stl	Min	
			FG-FGA	FG-FGA	FT-FTA	Off	Def	Tot								
21	Doolittle,Kristian	f	8-11	0-0	5-6	0	10	10	0	21	5	2	1	0	33	
35	Manek,Brady	f	5-12	2-4	2-2	2	5	7	1	14	4	1	1	1	29	
00	James,Christian	g	6-10	2-5	0-0	0	1	1	1	14	5	1	0	3	39	
01	Odomes,Rashard	g	1-3	0-0	2-2	2	1	3	1	4	0	0	0	1	17	
24	Bieniemy,Jamal	g	1-4	1-3	0-0	0	2	2	3	3	3	4	0	0	28	
02	Calixte,Aaron		0-0	0-0	0-0	0	1	1	0	0	1	2	0	0	12	
03	Reynolds,Miles		3-6	0-0	1-3	0	1	1	1	7	0	0	1	0	24	
04	McNeace,Jamuni		1-3	0-0	0-0	1	1	2	2	0	0	0	0	0	7	
05	Freeman,Matt		2-5	2-4	0-0	0	3	3	0	6	0	0	1	0	11	
Team						0	3	3			1					
Totals				27-54	7-16	10-13	5	28	33	9	71	18	12	3	5	200
FG % 1st Half: 13-27			48.1%	2nd half: 14-27		51.9%	Game: 27-54		50.0%	Deadball Rebounds 5						
3FG % 1st Half: 3-9			33.3%	2nd half: 4-7		57.1%	Game: 7-16		43.8%							
FT % 1st Half: 3-4			75.0%	2nd half: 7-9		77.8%	Game: 10-13		76.9%							

TCU 62 • 17-8 (5-7)

#	Player		Total		3-Ptr	Rebounds			PF	TP	A	TO	Blk	Stl	Min	
			FG-FGA	FG-FGA	FT-FTA	Off	Def	Tot								
15	MILLER, JD	f	6-15	2-8	0-0	4	7	11	0	14	0	3	0	1	38	
21	SAMUEL, Kevin	c	2-4	0-0	0-0	3	6	9	3	4	0	2	4	0	27	
01	BANE, Desmond	g	3-12	1-6	1-1	4	4	8	5	8	4	1	0	1	36	
05	DAVIS, Kendric	g	5-10	2-2	2-2	0	2	2	0	14	4	3	0	6	33	
25	ROBINSON, Alex	g	3-11	1-5	3-4	1	0	1	1	10	4	3	0	1	38	
22	NEMBARD, RJ	g	4-13	3-11	1-1	0	0	0	4	12	2	1	0	0	26	
31	ASCHIERIS, Owen		0-0	0-0	0-0	0	0	0	0	0	0	0	0	0	0+	
04	BARLOW, Russell		0-0	0-0	0-0	0	0	0	2	0	0	0	0	0	2	
Team						3	1	4								
Totals				23-65	9-32	7-8	15	20	35	15	62	14	13	4	9	200
FG % 1st Half: 11-31			35.5%	2nd half: 12-34		35.3%	Game: 23-65		35.4%							Deadball Rebounds 0
3FG % 1st Half: 5-14			35.7%	2nd half: 4-18		22.2%	Game: 9-32		28.1%							
FT % 1st Half: 3-4			75.0%	2nd half: 4-4		100.0	Game: 7-8		87.5%							

Officials: Gerry Pollard, Chris Rastatter, Marques Pettigrew
Technical fouls: Oklahoma-None. TCU-None.
Attendance: 6464

Score by periods	1st	2nd	Total
Oklahoma	32	39	71
TCU	30	32	62

Last FG - OU 2nd-01:02, TCU 2nd-00:09.
Largest lead - OU by 11 2nd-00:15, TCU by 8 1st-11:22.
OU led for 23:54. TCU led for 13:27. Game was tied for 02:39.

Points	In Paint	Off T/O	2nd Chance	Fast Break	Bench
OU	32	14	6	2	15
TCU	26	19	9	10	12

Score tied - 2 times.
Lead changed - 1 time.

GM 26 | OKLAHOMA STATE 68 - TCU 61

Official Basketball Box Score -- Game Totals -- Final Statistics
TCU vs Oklahoma State
02/18/19 8:00 pm at Stillwater, Okla. (Gallagher-Iba Arena)

TCU 61 • 17-9

#	Player		Total			3-Ptr			Rebounds			PF	TP	A	TO	Blk	Stl	Min
			FG-FGA	FG-FGA	FT-FTA	Off	Def	Tot										
15	MILLER, JD	f	4-6	0-1	3-3	0	6	6	3	11	0	3	2	0	35			
21	SAMUEL, Kevin	c	2-4	0-0	0-0	2	5	7	4	4	0	0	5	0	29			
01	BANE, Desmond	g	8-15	3-8	0-0	1	6	7	4	19	0	3	0	1	40			
05	DAVIS, Kendric	g	2-12	0-2	2-2	2	2	4	4	6	3	4	0	0	32			
25	ROBINSON, Alex	g	7-13	2-5	3-4	0	4	4	0	19	5	3	0	1	38			
22	NEMBARD, RJ		0-2	0-2	2-2	0	4	4	3	2	0	1	0	1	22			
34	BARLOW, Russell		0-1	0-0	0-0	1	0	1	1	0	0	0	0	0	4			
Team						1	0	1										
Totals				23-53	5-18	10-11	7	27	34	19	61	8	14	7	3	200		
FG % 1st Half: 12-28			42.9%	2nd half: 11-25			44.0%	Game: 23-53			43.4%	Deadball Rebounds 0						
3FG % 1st Half: 2-9			22.2%	2nd half: 3-9			33.3%	Game: 5-18			27.8%							
FT % 1st Half: 4-4			100.0	2nd half: 6-7			85.7%	Game: 10-11			90.9%							

Oklahoma State 68 • 10-16

#	Player		Total			3-Ptr		Rebounds			PF	TP	A	TO	Blk	Stl	Min
			FG-FGA	FG-FGA	FT-FTA	Off	Def	Tot									
12	McGriff,Cameron	f	0-7	0-3	4-4	3	3	6	4	2	3	0	1	32			
14	Anel,Yor	f	2-6	0-0	0-0	2	2	4	3	4	2	2	5	0	27		
04	Dziagwa,Thomas	g	8-14	6-11	1-2	0	3	3	4	23	2	1	0	0	39		
13	Likekele,Isaac	g	4-10	1-1	4-5	2	3	5	1	13	3	3	0	2	29		
21	Waters,Lindy	g	4-10	3-6	3-3	0	7	7	2	14	4	1	0	1	38		
01	Jones,Curtis		3-9	1-4	0-0	1	2	3	1	7	1	0	0	2	25		
05	Demuth,Duncan		1-2	0-0	1-2	2	1	3	2	3	0	0	0	0	10		
Team						1	3	4									
Totals			22-58	11-25	13-16	11	24	35	13	68	14	10	5	6	200		
FG % 1st Half: 12-32 37.5% 2nd half: 10-26 38.5% Game: 22-58 37.9% Deadball																	
3FG % 1st Half: 8-18 44.4% 2nd half: 3-7 42.9% Game: 11-25 44.0% Rebounds																	
FT % 1st Half: 7-8 87.5% 2nd half: 6-8 75.0% Game: 13-16 81.3% 1																	

Officials: Roger Ayers,Kipp Kissinger,John Higgins
Technical fouls: TCU-None. Oklahoma State-None.
Attendance: 5900

Score by periods	1st	2nd	Total
TCU	30	31	61
Oklahoma State	39	29	68

Points	In Paint	Off T/O	2nd Chance	Fast Break	Bench
TCU	30	9	4	10	2
OSU	16	19	15	15	10

Last FG - TCU 2nd-02:40, OSU 2nd-00:27.
Largest lead - TCU by 5 1st-16:48, OSU by 14 1st-03:44.
TCU led for 06:03, OSU led for 33:13. Game was tied for 00:44.

Score tied - 1 time.
Lead changed - 3 times.

GM 27 | TCU 75 - IOWA STATE 72

Official Basketball Box Score -- Game Totals -- Final Statistics
Iowa State vs TCU
02/23/19 1:05 PM at Fort Worth, Texas (Schollmaier Arena)

Iowa State 72 • 19-8 (8-6)

#	Player		Total		3-Ptr	Rebounds					PF	TP	A	TO	Blk	Stl	Min	
			FG-FGA	FG-FGA		FT-FTA	Off	Def	Tot									
12	Jacobson, Michael	f	7-11	1-2	2-3	3	4	7	0	17	1	0	0	2	22			
01	Weiler-Babb, Nick	g	3-12	0-3	2-2	3	3	6	1	8	6	2	0	2	39			
03	Shayok, Marial	g	2-5	0-2	0-0	1	1	2	3	4	1	0	0	1	16			
11	Horton-Tucker, Talen	g	6-15	0-5	2-2	1	8	9	3	14	1	4	1	5	33			
22	Haliburton, Tyrese	g	0-5	0-3	0-2	1	0	1	0	1	7	1	0	0	33			
02	Lard, Cameron		5-5	0-0	0-0	2	4	6	5	10	0	2	1	0	17			
04	Conditt IV, George		0-0	0-0	0-0	0	0	0	1	0	0	0	0	0	1			
05	Wigginton, Lindell		6-14	1-5	2-2	1	1	2	1	15	1	2	2	0	33			
23	Talley Jr., Zoran		2-2	0-0	0-0	0	2	2	0	4	0	0	1	0	6			
Team						1	1	2										
Totals				31-69	2-20	8-11	13	24	37	15	72	17	11	5	13	200		
FG % 1st Half: 12-33			36.4%	2nd half: 19-36			52.8%	Game: 31-69			44.9%	Deadball Rebounds 2						
3FG % 1st Half: 0-9			0.0%	2nd half: 2-11			18.2%	Game: 2-20			10.0%							
FT % 1st Half: 4-6			66.7%	2nd half: 4-5			80.0%	Game: 8-11			72.7%							

TCU 75 • 18-9 (6-8)

#	Player		Total		3-Ptr	Rebounds			PF	TP	A	TO	Blk	Stl	Min
			FG-FGA	FG-FGA	FT-FTA	Off	Def	Tot							
12	NOI, Kouat	f	5-17	4-7	6-8	6	7	13	2	20	1	4	1	1	36
15	MILLER, JD	f	6-10	1-2	4-7	4	5	9	0	17	1	4	0	1	34
21	SAMUEL, Kevin	c	2-4	0-0	0-3	1	2	3	2	4	1	2	1	2	18
01	BANE, Desmond	g	6-8	2-2	2-2	2	3	5	1	16	2	1	0	1	39
25	ROBINSON, Alex	g	5-13	1-7	1-2	1	4	5	4	12	10	4	0	1	38
05	DAVIS, Kendrick		1-5	0-2	0-0	1	0	1	1	2	1	1	0	1	12
22	NEMBHARD, RJ		1-3	1-2	1-2	0	2	2	0	4	2	0	0	2	23
	Team		26-60	9-22	24-28	16	26	42	10	75	18	17	2	9	200
	Totals														
FG % 1st Half: 16-34			47.1%	2nd half: 10-26	38.5%	Game: 26-60			43.3%	Deadball Rebounds					
3FG % 1st Half: 2-9			22.2%	2nd half: 7-13	53.8%	Game: 9-22			40.9%	4					
FT % 1st Half: 2-7			28.6%	2nd half: 12-17	70.6%	Game: 14-24			58.3%						

SPECIALTY STATS

TCU/OPP

	In Paint	Off T/O	2nd Chance	Fast Break	Bench
CSU Bakersfield	36/18	7/14	6/0	6/6	15/25
Oral Roberts	40/34	18/13	8/14	11/13	10/19
Fresno State	38/32	20/15	10/11	12/9	2/31
Lipscomb	26/42	9/9	5/2	10/10	28/11
Eastern Michigan	42/32	21/6	7/11	14/7	45/7
Central Michigan	46/32	15/12	13/2	20/6	26/10
at SMU	28/26	15/6	7/16	13/7	19/11
vs. USC	40/16	27/6	12/3	10/4	10/4
Indiana State	42/40	22/6	12/14	14/10	28/25
vs. Charlotte	36/26	35/5	12/2	10/2	36/11
vs. Bucknell	34/22	27/11	12/7	4/0	15/15
vs. Indiana State	48/36	20/13	11/10	6/4	33/15
Baylor	38/44	15/8	6/11	10/12	15/21
at Kansas	30/38	13/24	7/13	6/8	14/16
at Oklahoma	26/36	7/21	8/7	2/8	32/7
West Virginia	30/34	25/16	14/19	13/8	23/29
at Kansas State	22/28	7/21	9/10	6/4	8/5
Texas	34/26	17/13	18/10	6/4	9/14
Florida	24/18	11/9	8/5	8/12	5/9
at Texas Tech	28/30	8/23	11/9	2/6	10/16
at Baylor	32/30	17/17	8/18	2/2	9/29
Oklahoma State	22/36	14/7	12/6	0/14	5/2
at Iowa State	44/34	23/13	17/15	19/6	29/21
Kansas	36/34	15/13	9/14	20/8	20/14
Oklahoma	26/32	19/14	9/6	10/2	12/15
at Oklahoma State	30/16	9/19	4/15	10/15	2/10
Iowa State	28/52	6/13	13/16	4/12	6/29
at West Virginia	46/40	22/19	9/16	14/4	19/19
Texas Tech					
Kansas State					
at Texas					
Totals	952/884	464/349	277/282	262/203	475/391
Times Led	18/10	19/6	14/14	18/9	12/14

CAREER DOUBLE-DOUBLES

Desmond Bane - 1	
14 P, 10 R	CSU Bakersfield (11/7/18)
JD Miller - 4	
71 P, 62 R	vs. Oklahoma (2/16/19)
13 P, 10 R	vs. Baylor (1/5/19)
12 P, 10 R	vs. Indiana State (12/25/18)
19 P, 11 R	at Iowa State (2/20/16)
Kouat Noi - 2	
17 P, 10 R	at West Virginia (30T) (2/26/19)
20 P, 13 R	vs. Iowa State (2/23/19)
15 P, 12 R	vs. Texas (1/23/19)
Kevin Samuel - 4	
10 P, 12 R	at Texas Tech (1/28/19)
10 P, 13 R	vs. USC (12/7/18)
14 P, 10 R	vs. Fresno State (11/15/18)
11 P, 11 R	Oral Roberts (11/11/18)
Alex Robinson - 11	
12 P, 10 A	vs. Iowa State (2/23/19)
10 P, 11 A	vs. Oklahoma State (2/6/19)
14 P, 10 A	vs. West Virginia (1/15/19)
18 P, 10 A	vs. Baylor (1/5/19)
11 P, 11 A	vs. Charlotte (12/22/18)
11 P, 12 A	vs. Central Michigan (11/30/18)
17 P, 10 R	vs. Lipscomb (11/20/18)
13 P, 14 A	vs. Fresno State (11/15/18)
10 P, 11 A	vs. Georgia Tech (NIT) (3/30/17)
19 P, 11 A	at Iowa State (3/19/17)
12 P, 10 A	at SMU (12/7/16)

GAME-BY-GAME STARTERS

Opponent	Date	Score	W/L	Guard	Guard	Guard	Forward	Forward	Record W/ Lineup
CSU Bakersfield	11/7/18	66-61	W	Robinson	Nembhard	Bane	Miller	Samuel	-
Oral Roberts	11/11/18	79-62	W	Robinson	Nembhard	Bane	Miller	Samuel	-
Fresno State	11/15/18	77-69	W	Robinson	Nembhard	Bane	Miller	Samuel	-
Lipscomb	11/20/18	73-64	L	Robinson	Fisher	Bane	Miller	Samuel	-
Eastern Michigan	11/26/18	87-69	W	Robinson	Nembhard	Bane	Miller	Samuel	-
Central Michigan	11/30/18	89-62	W	Robinson	Fisher	Bane	Miller	Samuel	-
at SMU	12/5/18	67-59	W	Robinson	Fisher	Bane	Miller	Samuel	-
vs. USC	12/7/18	96-61	W	Robinson	Fisher	Bane	Miller	Samuel	-
Indiana State	12/16/18	90-70	W	Robinson	Fisher	Bane	Miller	Samuel	-
vs. Charlotte	12/22/18	82-57	W	Robinson	Fisher	Bane	Miller	Samuel	-
vs. Bucknell	12/23/18	82-65	W	Robinson	Fisher	Bane	Miller	Samuel	-
vs. Indiana State	12/25/18	83-69	W	Robinson	Fisher	Bane	Miller	Samuel	7-1
Baylor	1/5/19	85-81	W	Robinson	Nembhard	Bane	Miller	Samuel	-
at Kansas	1/9/19	77-68	L	Robinson	Nembhard	Bane	Miller	Samuel	-
at Oklahoma	1/12/19	76-74	L	Robinson	Nembhard	Bane	Miller	Samuel	-
West Virginia	1/15/19	98-67	W	Robinson	Noi	Bane	Miller	Samuel	-
at Kansas State	1/19/19	65-55	L	Robinson	Nembhard	Bane	Miller	Samuel	5-3
Texas	1/23/19	65-61	W	Robinson	Noi	Bane	Miller	Samuel	-
Florida	1/26/19	55-51	W	Robinson	Noi	Bane	Miller	Samuel	-
at Texas Tech	1/28/19	84-65	L	Robinson	Noi	Bane	Miller	Samuel	-
at Baylor	2/2/19	90-64	L	Robinson	Noi	Bane	Miller	Samuel	-
Oklahoma State	2/6/19	70-68	W	Robinson	Noi	Bane	Miller	Samuel	-
at Iowa State	2/9/19	92-83	W	Robinson	Noi	Bane	Miller	Samuel	-
Kansas	2/11/19	82-77	L	Robinson	Noi	Bane	Miller	Samuel	-
Oklahoma	2/16/19	71-62	L	Robinson	Davis	Bane	Miller	Samuel	-
at Oklahoma State	2/18/19	68-61	L	Robinson	Davis	Bane	Miller	Samuel	0-2
Iowa State	2/23/19	75-72	W	Robinson	Noi	Bane	Miller	Samuel	-
at West Virginia	2/26/19	104-96 (30T)	L	Robinson	Noi	Bane	Miller	Samuel	6-4
Texas Tech	3/2/19								
Kansas State	3/4/19								
at Texas	3/9/19								

LAST TIME IT HAPPENED

TCU	OPPONENT
100+ POINTS	
100 vs. Tennessee Tech (11/13/17)	104 at West Virginia, 3OT (2/26/19)
50 OR FEWER POINTS	
49 vs. K-State (2/16/16)	42 vs. Bradley (12/21/15)
40 OR FEWER POINTS	
40 at Baylor (1/12/13)	40 vs. Tennessee State (12/29/14)
60%+ FIELD GOALS	
.607 vs. Eastern Michigan (11/26/18)	.633 (31-49) at Baylor (1/13/16)
90%+ FREE THROWS (MIN. 10 MADE)	
.909 (10-11) at Oklahoma State (2/18/19)	.917 (11-12) at West Virginia (2/12/18)
80%+ 3-POINTERS	
.875 (7-8) vs. Stephen F. Austin (12/8/03)	.833 (10-12) vs. Washington (11/30/16)
70%+ 3-POINTERS	
.739 (17-23) at UNLV (3/13/08)	.700 (7-10) vs. West Virginia (2/9/13)
60%+ 3-POINTERS	
.667 (6-9) at Rice (12/22/12)	.600 (9-15) vs. Texas Tech (1/18/16)
10+ 3-POINTERS	
12 vs. West Virginia (1/15/19)	10 at West Virginia, 3OT (2/26/19)
15+ 3-POINTERS	
15 at Texas (1/10/18)	15 at Baylor (2/2/19)
60+ REBOUNDS	
63 vs. Grambling State (12/30/02)	61 at SMU (1/25/97)
50+ REBOUNDS	
51 vs. Texas Southern (12/18/16)	52 at West Virginia, 3OT (2/26/19)
30+ ASSISTS	
31 vs. Eastern Michigan (11/26/18)	34 at South Florida (1/5/02)
20+ ASSISTS	
10 vs. West Virginia (1/15/19)	21 at Baylor (2/2/19)
20+ STEALS	
30 vs. Arkansas-Pine Bluff (12/30/00)	20 vs. Air Force (1/21/10)
15+ STEALS	
17 at West Virginia, 3OT (2/26/19)	15 at West Virginia (2/13/16)
10+ BLOCKED SHOTS	
10, vs. Fresno State (11/15/18)	10 vs. Oklahoma (12/30/17)
10 OR FEWER TURNOVERS	
10, vs. Oklahoma State (2/6/19)	10 at Oklahoma State (2/18/19)
5 OR FEWER TURNOVERS	
4 vs. Iowa State (1/17/18)	5 at SMU (12/7/16)
30+ TURNOVERS	
31 at Houston (1/12/94)	35 vs. Austin College (11/11/11)
PLAYER W/ 40+ POINTS	
42, Junior Blount at Tulane (2/26/02)	43, Trae Young at Oklahoma (1/13/18)
PLAYER W/ 30+ POINTS	
30, Kouat Noi at Oklahoma (1/12/19)	43, Trae Young at Oklahoma (1/13/18)
TWO PLAYERS W/ 20+ POINTS	
23, Alex Robinson; 22, Desmond Bane vs. Oral Roberts (11/11/18)	25, Devon Dotson; 20, Quentin Grimes vs. Kansas (2/11/19)
PLAYER W/ 20+ REBOUNDS	
20, Adrick McKinney vs. Houston (12/4/12)	21, Derek Culver, at West Virginia, 3OT (2/26/19)
PLAYER W/ 15+ REBOUNDS	
18, Kenrich Williams at UNLV (11/25/16)	21, Derek Culver, at West Virginia, 3OT (2/26/19)
PLAYER W/ 15+ ASSISTS	
17, Alex Robinson vs. Iowa State (1/17/18)	17, Tito Maddux vs. Fresno State (1/10/01)
PLAYER W/ 10+ ASSISTS	
10, Alex Robinson vs. Iowa State (2/23/19)	11, Jordan McCabe at West Virginia, 3OT (2/26/19)
PLAYER W/ 10+ STEALS	
12, Greedy Daniels vs. Arkansas-Pine Bluff (12/30/00)	N/A
PLAYER W/ 5+ STEALS	
6, Kendrick Davis vs. Oklahoma (2/16/19)	6, Jordan McCabe at West Virginia, 3OT (2/26/19)
PLAYER W/ 10+ BLOCKED SHOTS	
11, Derrick Davenport at Alaska-Fairbanks (11/20/99)	12, Joel Anthony at UNLV (2/7/07)
PLAYER W/ 5+ BLOCKED SHOTS	
5, Kevin Samuel at Oklahoma State (2/18/19)	5, Mohamed Bamaba at Texas (1/10/18)
PLAYER W/ 6+ 3-POINTERS	
6, Desmond Bane vs. Oklahoma State (2/6/19)	6, Thomas Dziagwa at Oklahoma State (2/18/19)
SIX PLAYERS SCORED 10+ POINTS	
6, Bane, Mayen, Miller, Noi, Robinson, Samuel vs. West Virginia (1/15/19)	

TCU/OPPONENT COMPARISON

Opponent	1st	2nd	Score	Mar	Total FG	FG Pct	3-Pointers	3FG Pct	Free Throws	FT Pct	Rebounds	Assist	T/Over	Block	Steal	Fouls
CSU BAKERSFIELD	28/37	38/24	66-61	+5	23-50/21-58	.460/.362	3-16/9-24	.188/.375	17-27/10-14	.630/.714	39/29 +10	16/16	13/10	2/4	1/3	16/23
ORAL ROBERTS	37/28	42/34	79-62	+17	29-57/23-63	.509/.365	7-15/5-21	.467/.238	14-20/11-18	.700/.611	42/33 +9	22/12	16/13	3/3	6/7	15/14
FRESNO STATE	29/31	48/38	77-69	+8	30-58/27-71	.517/.380	7-16/9-26	.438/.346	10-14/6-8	.714/.750	38/37 +1	20/17	15/15	10/3	8/9	12/18
LIPSCOMB	30/29	34/44	64-73	(9)	22-50/26-57	.440/.456	6-21/4-21	.286/.190	14-25/17-24	.560/.708	37/30 +7	15/17	16/10	5/2	6/5	21/19
EASTERN MICHIGAN	35/24	52/45	87-69	+18	34-56/26-58	.607/.448	11-26/6-18	.423/.333	8-13/11-16	.615/.688	28/32 (4)	31/16	10/16	5/4	8/5	14/11
CENTRAL MICHIGAN	46/26	43/36	89-62	+27	35-64/22-67	.547/.328	9-24/4-23	.375/.174	10-16/14-19	.625/.737	48/31 +17	29/13	16/12	8/5	7/5	17/18
SMU	29/35	38/24	67-59	+8	25-59/22-61	.424/.361	9-27/4-25	.333/.160	8-10/11-16	.800/.688	34/41 (7)	16/12	10/14	5/2	7/5	17/12
USC	46/26	50/35	96-61	+35	34-68/18-57	.500/.316	12-30/8-18	.400/.444	16-22/17-23	.727/.739	41/33 +8	22/11	14/20	4/1	10/5	18/19
INDIANA STATE	38/26	52/44	90-70	+20	33-68/26-60	.485/.433	8-20/3-16	.400/.188	16-22/15-20	.727/.750	39/36 +3	20/18	10/20	2/3	8/4	16/17
Charlotte	40/26	42/31	82-57	+25	31-65/21-47	.477/.447	7-28/5-15	.250/.333	13-16/10-15	.813/.667	34/29 +5	21/10	8/21	4/4	11/3	15/15
Bucknell	44/41	38/24	82-65	+17	29-65/20-53	.446/.377	9-28/8-27	.321/.296	15-20/17-20	.750/.850	38/31 +7	15/8	9/15	0/0	8/2	16/18
Indiana State	40/30	43/39	83-69	+14	31-60/28-56	.517/.500	4-15/5-13	.267/.385	17-21/8-15	.810/.533	33/27 +6	14/8	12/19	3/0	7/2	20/17
BAYLOR	40/28	45/53	85-81	+4	30-53/29-59	.566/.492	6-14/4-16	.429/.250	19-34/19-27	.559/.704	29/33 (4)	22/19	10/11	3/1	6/6	20/23
Kansas	31/40	37/37	68-77	(9)	25-54/26-60	.463/.433	9-21/5-21	.429/.238	9-13/20-27	.692/.741	34/34 -	12/13	20/12	3/2	6/10	18/13
Oklahoma	43/37	31/39	74-76	(2)	25-72/27-55	.347/.491	12-27/5-15	.444/.333	12-16/17-25	.750/.680	42/36 +6	15/14	12/9	2/9	5/8	19/10
WEST VIRGINIA	48/28	50/39	98-67	+31	29-61/23-60	.475/.383	12-28/3-18	.429/.167	28-37/18-24	.757/.750	39/38 +1	20/15	13/17	6/4	11/5	21/26
Kansas State	30/37	25/28	55-65	(10)	20-47/22-48	.426/.458	6-24/3-15	.250/.200	9-13/18-24	.692/.750	31/27 +4	10/15	18/7	2/3	4/9	17/14
TEXAS	35/31	30/30	65-61	+4	24-59/24-58	.407/.414	5-20/9-26	.250/.346	12-18/4-7	.667/.571	42/33 +9	13/13	15/17	3/5	8/10	12/20
FLORIDA	32/20	23/30	55-50	+5	18-50/19-62	.360/.306	5-20/8-27	.250/.296	14-19/4-5	.737/.800	44/33 +1	10/14	17/10	6/8	5/7	10/16
Texas Tech	27/43	38/41	65-84	(19)	21-46/32-59	.457/.542	6-18/9-21	.333/.429	17-24/11-14	.708/.786	28/31 (3)	9/20	13/7	4/2	5/3	16/17
Baylor	28/39	36/51	64-90	(26)	24-57/35-63	.421/.556	4-14/15-28	.286/.536	12-17/5-8	.706/.625	26/40 (14)	9/21	9/10	6/10	2/1	14/15
OKLAHOMA STATE	39/28	31/40	70-68	+2	23-58/25-52	.397/.481	11-30/5-16	.367/.313	13-17/13-15	.765/.867	34/31 +3	14/16	10/10	5/3	5/6	14/14
Iowa State	36/29	56/54	92-83	+9	33-62/28-62	.532/.452	8-18/7-24	.444/.292	18-26/20-24	.692/.833	34/35 (1)	19/15	12/15	7/7	10/5	17/20
KANSAS	37/37	32/32	77-82	(5)	27-71/28-68	.380/.412	8-26/9-30	.308/.300	15-24/17-23	.625/.739	43/49 (6)	13/13	13/15	4/5	8/5	18/22
OKLAHOMA	30/32	32/39	62-71	(9)	23-65/27-54	.354/.500	9-32/7-16	.281/.438	7-8/10-13	.875/.769	35/33 +2	14/18	13/12	4/3	9/5	15/9
Oklahoma State	30/39	31/29	61-68	(7)	23-53/22-58	.434/.379	5-18/11-25	.278/.440	10-11/13-16	.909/.813	34/35 (1)	8/14	14/10	7/5	3/6	19/13
IOWA STATE	36/28	39/44	75-72	+3	26-60/31-69	.433/.449	9-22/2-20	.409/.100	14-24/8-11	.583/.727	42/37 +5	18/17	17/11	2/5	9/13	10/15
West Virginia	30/36	38/32	96-104	(8)	38-80/36-82	.475/.439	9-27/10-31	.333/.323	11-20/22-33	.550/.667	45/52 (7)	14/23	24/24	7/3	17/10	28/15

Note: Game totals are displayed in the format TEAM/OPPONENT for each category

POINTS-REBOUNDS-ASSISTS

				01	05	11	12	15	21	22	25	31	34
Opponent	Date	Score		BANE,DESM	DAVIS,KEND	MAYEN,LAT	NOI,KOUAT	MILLER,JD	SAMUEL,KE	NEMBHARD,	ROBINSON,A	ASCHIERIS,	BARLOW,RU
CSUB	11/7/18	66-61	w	14-10-3	4-2-1	0-0-0	DNP	13-6-0	4-5-0	8-4-2	12-3-9	DNP	DNP
ORU	11/11/18	79-62	w	22-2-5	6-6-1	DNP	DNP	13-4-7	11-11-3	0-3-2	23-1-3	0-0-0	DNP
FS	11/15/18	77-69	w	23-7-1	0-0-1	2-0-0	DNP	14-7-1	14-10-0	11-6-3	13-4-14	DNP	DNP
LIP	11/20/18	64-73	L	4-4-6	14-1-1	8-1-0	4-9-0	11-3-1	4-4-1	2-2-0	17-10-6	DNP	DNP
EMU	11/26/18	87-69	w	11-5-3	4-0-1	0-0-0	27-2-4	11-4-3	15-7-2	0-2-0	5-3-13	0-0-0	DNP
CMU	11/30/18	89-62	w	24-9-3	4-2-6	DNP	16-1-1	6-12-2	8-6-1	2-3-1	11-4-12	0-0-0	DNP
at SMU	12/05/18	67-59	w	9-6-3	3-1-1	DNP	12-6-3	15-7-1	0-3-0	0-1-0	9-2-7	DNP	DNP
vs USC	12/07/18	96-61	w	11-4-4	8-1-1	DNP	14-6-0	14-3-5	10-13-0	0-3-0	15-3-8	0-0-0	DNP
INS	12/16/18	90-70	w	17-5-3	6-0-1	DNP	10-8-1	7-8-1	4-4-0	2-3-4	20-2-5	0-0-0	DNP
vs CHA	12/22/18	82-57	w	10-4-3	7-2-2	0-1-0	15-4-1	9-5-0	7-5-1	7-2-0	6-2-11	0-1-0	DNP
vs BUCKNELL	12/23/18	82-65	w	16-7-2	0-0-0	DNP	13-7-1	12-6-0	14-9-0	2-3-0	11-2-11	DNP	DNP
vs INS	12/25/18	83-69	w	4-3-2	10-0-1	6-0-0	12-0-1	12-10-4	8-5-0	2-1-0	15-8-4	0-0-0	DNP
BU	01/05/19	85-81	w	22-5-3	6-1-1	0-1-0	9-1-1	13-10-4	7-7-0	10-2-3	18-0-10	DNP	DNP
at KU	01/09/19	68-77	L	13-4-2	4-4-3	DNP	10-2-1	3-9-0	12-8-1	14-4-1	12-3-4	DNP	DNP
at OU	01/12/19	74-76	L	9-7-6	2-2-3	0-1-1	30-1-0	9-12-1	6-6-0	2-1-0	16-8-4	DNP	DNP
WVU	01/15/19	98-67	w	26-8-0	7-2-4	12-6-0	12-2-1	13-3-5	10-9-0	DNP	14-5-10	4-2-0	DNP
at KS	01/19/19	55-65	L	16-5-0	6-1-2	0-3-1	DNP	11-7-3	2-4-0	1-1-0	17-4-4	DNP	2-4-0
UT	01/23/19	65-61	w	17-7-3	7-1-0	0-2-1	15-11-0	11-3-1	8-13-1	2-0-0	5-2-7	DNP	0-0-0
UF	01/26/19	55-50	w	17-6-3	2-0-2	3-3-0	22-6-0	2-5-0	2-6-0	0-0-0	7-6-5	DNP	0-2-0
at TTU	01/28/19	65-84	L	13-3-3	10-2-2	0-0-0	17-2-1	8-5-1	10-12-1	0-0-0	7-3-1	DNP	0-0-0
at BU	02/02/19	64-90	L	5-2-1	4-2-1	0-1-0	15-4-1	17-5-0	2-6-0	5-0-0	16-3-6	DNP	0-1-0
OSU	02/06/19	70-68	w	26-3-0	3-0-1	0-0-0	12-7-0	11-9-0	6-7-0	2-0-2	10-4-11	DNP	0-0-0
at ISU	02/09/19	92-83	w	17-6-3	22-3-4	2-0-1	17-7-1	6-4-1	6-7-3	5-1-1	17-2-5	DNP	DNP
KU	02/11/19	77-82	L	18-7-1	16-5-7	3-2-0	14-6-1	8-8-0	4-5-0	1-0-0	13-4-4	DNP	DNP
OU	02/16/19	62-71	L	8-8-4	14-2-4	DNP	DNP	14-11-0	4-9-0	12-0-2	10-1-4	0-0-0	0-0-0
at OSU	02/18/19	61-68	L	19-7-0	6-4-3	DNP	DNP	11-6-0	4-7-0	2-4-0	19-4-5	DNP	0-1-0
ISU	02/23/19	75-72	w	16-5-2	2-1-1	DNP	20-13-1	17-9-1	4-3-1	4-2-2	12-5-10	DNP	DNP
at WVU	02/26/19	96-104	L	17-8-1	4-2-1	DNP	17-10-4	24-4-3	3-4-0	15-5-0	16-5-5	DNP	DNP

TCU TEAM HIGHS

POINTS	98	WEST VIRGINIA (01/15/19)
	96	at West Virginia (02/26/19)
	96	vs USC (12/07/18)
	92	at Iowa State (02/09/19)
	90	INDIANA STATE (12/16/18)
FIELD GOALS MADE	38	at West Virginia (02/26/19)
	35	CENTRAL MICHIGAN (11/30/18)
FIELD GOAL ATTEMPTS	80	at West Virginia (02/26/19)
	72	at Oklahoma (01/12/19)
FIELD GOAL PERCENTAGE	.607 (34-56)	EASTERN MICHIGAN (11/26/18)
	.566 (30-53)	BAYLOR (01/05/19)
3 PT FIELD GOALS MADE	12	WEST VIRGINIA (01/15/19)
	12	at Oklahoma (01/12/19)
	12	vs USC (12/07/18)
3 PT FG ATTEMPTS	32	OKLAHOMA (02/16/19)
	30	OKLAHOMA STATE (02/06/19)
	30	vs USC (12/07/18)
3 PT FG PERCENTAGE	.467 (7-15)	ORAL ROBERTS (11/11/18)
	.444 (12-27)	at Oklahoma (01/12/19)
	.444 (8-18)	at Iowa State (02/09/19)
FREE THROWS MADE	28	WEST VIRGINIA (01/15/19)
	19	BAYLOR (01/05/19)
FREE THROW ATTEMPTS	37	WEST VIRGINIA (01/15/19)
	34	BAYLOR (01/05/19)
FREE THROW PERCENTAGE	.909 (10-11)	at Oklahoma State (02/18/19)
	.875 (7-8)	OKLAHOMA (02/16/19)
REBOUNDS	48	CENTRAL MICHIGAN (11/30/18)
	45	at West Virginia (02/26/19)
ASSISTS	31	EASTERN MICHIGAN (11/26/18)
	29	CENTRAL MICHIGAN (11/30/18)
STEALS	17	at West Virginia (02/26/19)
	11	WEST VIRGINIA (01/15/19)
	11	vs Charlotte (12/22/18)
BLOCKED SHOTS	10	FRESNO STATE (11/15/18)
	8	CENTRAL MICHIGAN (11/30/18)
TURNOVERS	24	at West Virginia (02/26/19)
	20	at Kansas (01/09/19)
FOULS	28	at West Virginia (02/26/19)
	21	WEST VIRGINIA (01/15/19)
	21	LIPSCOMB (11/20/18)

TCU TEAM LOWS

POINTS	55	at Kansas State (01/19/19)
	55	FLORIDA (01/26/19)
	61	at Oklahoma State (02/18/19)
	62	OKLAHOMA (02/16/19)
	64	LIPSCOMB (11/20/18)
	64	at Baylor (02/02/19)
FIELD GOALS MADE	18	FLORIDA (01/26/19)
	20	at Kansas State (01/19/19)
FIELD GOAL ATTEMPTS	46	at Texas Tech (01/28/19)
	47	at Kansas State (01/19/19)
FIELD GOAL PERCENTAGE	.347 (25-72)	at Oklahoma (01/12/19)
	.354 (23-65)	OKLAHOMA (02/16/19)
3 PT FIELD GOALS MADE	3	CSU BAKERSFIELD (11/7/18)
	4	vs Indiana State (12/25/18)
	4	at Baylor (02/02/19)
3 PT FG ATTEMPTS	14	BAYLOR (01/05/19)
	14	at Baylor (02/02/19)
3 PT FG PERCENTAGE	.188 (3-16)	CSU BAKERSFIELD (11/7/18)
	.250 (5-20)	TEXAS (01/23/19)
	.250 (5-20)	FLORIDA (01/26/19)
	.250 (6-24)	at Kansas State (01/19/19)
	.250 (7-28)	vs Charlotte (12/22/18)
FREE THROWS MADE	7	OKLAHOMA (02/16/19)
	8	EASTERN MICHIGAN (11/26/18)
	8	at SMU (12/05/18)
FREE THROW ATTEMPTS	8	OKLAHOMA (02/16/19)
	10	at SMU (12/05/18)
FREE THROW PERCENTAGE	.550 (11-20)	at West Virginia (02/26/19)
	.559 (19-34)	BAYLOR (01/05/19)
REBOUNDS	26	at Baylor (02/02/19)
	28	EASTERN MICHIGAN (11/26/18)
	28	at Texas Tech (01/28/19)
ASSISTS	8	at Oklahoma State (02/18/19)
	9	at Texas Tech (01/28/19)
	9	at Baylor (02/02/19)
STEALS	1	CSU BAKERSFIELD (11/7/18)
	2	at Baylor (02/02/19)
BLOCKED SHOTS	0	vs Bucknell (12/23/18)
	2	CSU BAKERSFIELD (11/7/18)
	2	INDIANA STATE (12/16/18)
	2	at Oklahoma (01/12/19)
	2	at Kansas State (01/19/19)
	2	IOWA STATE (02/23/19)
TURNOVERS	8	vs Charlotte (12/22/18)
	9	vs Bucknell (12/23/18)
	9	at Baylor (02/02/19)
FOULS	10	FLORIDA (01/26/19)
	10	IOWA STATE (02/23/19)

OPPONENT TEAM HIGHS

POINTS	104	at West Virginia (02/26/19)
	90	at Baylor (02/02/19)
	84	at Texas Tech (01/28/19)
	83	at Iowa State (02/09/19)
	82	KANSAS (02/11/19)
FIELD GOALS MADE	36	at West Virginia (02/26/19)
	35	at Baylor (02/02/19)
FIELD GOAL ATTEMPTS	82	at West Virginia (02/26/19)
	71	FRESNO STATE (11/15/18)
FIELD GOAL PERCENTAGE	.556 (35-63)	at Baylor (02/02/19)
	.542 (32-59)	at Texas Tech (01/28/19)
3 PT FIELD GOALS MADE	15	at Baylor (02/02/19)
	11	at Oklahoma State (02/18/19)
3 PT FG ATTEMPTS	31	at West Virginia (02/26/19)
	30	KANSAS (02/11/19)
3 PT FG PERCENTAGE	.536 (15-28)	at Baylor (02/02/19)
	.444 (8-18)	vs USC (12/07/18)
FREE THROWS MADE	22	at West Virginia (02/26/19)
	20	at Iowa State (02/09/19)
	20	at Kansas (01/09/19)
FREE THROW ATTEMPTS	33	at West Virginia (02/26/19)
	27	at Kansas (01/09/19)
	27	BAYLOR (01/05/19)
FREE THROW PERCENTAGE	.867 (13-15)	OKLAHOMA STATE (02/06/19)
	.850 (17-20)	vs Bucknell (12/23/18)
REBOUNDS	52	at West Virginia (02/26/19)
	49	KANSAS (02/11/19)
ASSISTS	23	at West Virginia (02/26/19)
	21	at Baylor (02/02/19)
STEALS	13	IOWA STATE (02/23/19)
	10	at West Virginia (02/26/19)
	10	TEXAS (01/23/19)
	10	at Kansas (01/09/19)
BLOCKED SHOTS	10	at Baylor (02/02/19)
	9	at Oklahoma (01/12/19)
TURNOVERS	24	at West Virginia (02/26/19)
	21	vs Charlotte (12/22/18)
FOULS	26	WEST VIRGINIA (01/15/19)
	23	BAYLOR (01/05/19)
	23	CSU BAKERSFIELD (11/7/18)

OPPONENT TEAM LOWS

POINTS	50	FLORIDA (01/26/19)
	57	vs Charlotte (12/22/18)
	59	at SMU (12/05/18)
	61	CSU BAKERSFIELD (11/7/18)
	61	vs USC (12/07/18)
	61	TEXAS (01/23/19)
FIELD GOALS MADE	18	vs USC (12/07/18)
	19	FLORIDA (01/26/19)
FIELD GOAL ATTEMPTS	47	vs Charlotte (12/22/18)
	48	at Kansas State (01/19/19)
FIELD GOAL PERCENTAGE	.306 (19-62)	FLORIDA (01/26/19)
	.316 (18-57)	vs USC (12/07/18)
3 PT FIELD GOALS MADE	2	IOWA STATE (02/23/19)
	3	INDIANA STATE (12/16/18)
	3	WEST VIRGINIA (01/15/19)
	3	at Kansas State (01/19/19)
3 PT FG ATTEMPTS	13	vs Indiana State (12/25/18)
	15	vs Charlotte (12/22/18)
	15	at Oklahoma (01/12/19)
	15	at Kansas State (01/19/19)
3 PT FG PERCENTAGE	.100 (2-20)	IOWA STATE (02/23/19)
	.160 (4-25)	at SMU (12/05/18)
FREE THROWS MADE	4	TEXAS (01/23/19)
	4	FLORIDA (01/26/19)
FREE THROW ATTEMPTS	5	FLORIDA (01/26/19)
	7	TEXAS (01/23/19)
FREE THROW PERCENTAGE	.533 (8-15)	vs Indiana State (12/25/18)
	.571 (4-7)	TEXAS (01/23/19)
REBOUNDS	27	vs Indiana State (12/25/18)
	27	at Kansas State (01/19/19)
ASSISTS	8	vs Bucknell (12/23/18)
	8	vs Indiana State (12/25/18)
STEALS	1	at Baylor (02/02/19)
	2	vs Bucknell (12/23/18)
	2	vs Indiana State (12/25/18)
BLOCKED SHOTS	0	vs Bucknell (12/23/18)
	0	vs Indiana State (12/25/18)
TURNOVERS	7	at Kansas State (01/19/19)
	7	at Texas Tech (01/28/19)
FOULS	9	OKLAHOMA (02/16/19)
	10	at Oklahoma (01/12/19)

TCU INDIVIDUAL HIGHS

Points	30	NOI, Kouat at Oklahoma (01/12/19)
	27	NOI, Kouat vs Eastern Michigan (11/26/18)
	26	BANE, Desmond vs Oklahoma State (02/06/19)
	26	BANE, Desmond vs West Virginia (01/15/19)
	24	MILLER, JD at West Virginia (02/26/19)
	24	BANE, Desmond vs Central Michigan (11/30/18)
Field Goals Made	11	BANE, Desmond vs West Virginia (01/15/19)
	11	NOI, Kouat vs Eastern Michigan (11/26/18)
Field Goal Att.	19	ROBINSON, Alex at West Virginia (02/26/19)
	18	BANE, Desmond vs West Virginia (01/15/19)
FG Pct (min 5 made)	1.000 (6-6)	SAMUEL, Kevin vs Fresno State (11/15/18)
	1.000 (5-5)	SAMUEL, Kevin vs USC (12/07/18)
3-Point FG Made	8	NOI, Kouat at Oklahoma (01/12/19)
	6	BANE, Desmond vs Oklahoma State (02/06/19)
3-Point FG Att.	12	NOI, Kouat at Oklahoma (01/12/19)
	11	NEMBARD, RJ vs Oklahoma (02/16/19)
3-Pt FG Pct (min 2 made)	1.000 (3-3)	ROBINSON, Alex vs Lipscomb (11/20/18)
	1.000 (2-2)	BANE, Desmond vs Iowa State (02/23/19)
	1.000 (2-2)	DAVIS, Kendric vs Oklahoma (02/16/19)
	1.000 (2-2)	BANE, Desmond vs Kansas (02/11/19)
	1.000 (2-2)	ROBINSON, Alex at Iowa State (02/09/19)
	1.000 (2-2)	MAYEN, Lat vs Lipscomb (11/20/18)
Free Throws Made	8	BANE, Desmond vs Florida (01/26/19)
	8	ROBINSON, Alex vs West Virginia (01/15/19)
Free Throw Att.	11	DAVIS, Kendric vs Kansas (02/11/19)
	10	NOI, Kouat at Texas Tech (01/28/19)
	10	ROBINSON, Alex vs Baylor (01/05/19)
FT Pct (min 3 made)	1.000 (8-8)	BANE, Desmond vs Florida (01/26/19)
	1.000 (6-6)	MILLER, JD vs Bucknell (12/23/18)
	1.000 (6-6)	ROBINSON, Alex vs Indiana State (12/16/18)
	1.000 (5-5)	BANE, Desmond at Iowa State (02/09/19)
	1.000 (5-5)	FISHER, Jaylen vs Charlotte (12/22/18)
	1.000 (4-4)	DAVIS, Kendric at Texas Tech (01/28/19)
	1.000 (4-4)	BANE, Desmond vs Texas (01/23/19)
	1.000 (4-4)	ASCHIERIS, Owen vs West Virginia (01/15/19)
	1.000 (4-4)	NOI, Kouat vs Indiana State (12/25/18)
	1.000 (4-4)	NOI, Kouat vs Bucknell (12/23/18)
	1.000 (4-4)	BANE, Desmond vs Central Michigan (11/30/18)
	1.000 (4-4)	MILLER, JD vs Fresno State (11/15/18)
	1.000 (4-4)	DAVIS, Kendric vs CSU Bakersfield (11/7/18)
	1.000 (3-3)	MILLER, JD at West Virginia (02/26/19)
	1.000 (3-3)	MILLER, JD at Oklahoma State (02/18/19)
	1.000 (3-3)	BANE, Desmond vs Baylor (01/05/19)
	1.000 (3-3)	MILLER, JD vs USC (12/07/18)
	1.000 (3-3)	ROBINSON, Alex vs Central Michigan (11/30/18)
Rebounds	13	NOI, Kouat vs Iowa State (02/23/19)
	13	SAMUEL, Kevin vs Texas (01/23/19)
	13	SAMUEL, Kevin vs USC (12/07/18)
Assists	14	ROBINSON, Alex vs Fresno State (11/15/18)
	13	ROBINSON, Alex vs Eastern Michigan (11/26/18)
Steals	6	DAVIS, Kendric vs Oklahoma (02/16/19)
	4	BANE, Desmond at West Virginia (02/26/19)
	4	ROBINSON, Alex vs Kansas (02/11/19)
	4	ROBINSON, Alex vs USC (12/07/18)
Blocked Shots	6	SAMUEL, Kevin vs Fresno State (11/15/18)
	5	SAMUEL, Kevin at Oklahoma State (02/18/19)
	5	SAMUEL, Kevin at Iowa State (02/09/19)
Turnovers	8	ROBINSON, Alex at Kansas State (01/19/19)
	6	MILLER, JD at West Virginia (02/26/19)
Fouls	5	NOI, Kouat at West Virginia (02/26/19)
	5	SAMUEL, Kevin at West Virginia (02/26/19)
	5	BANE, Desmond vs Oklahoma (02/16/19)
	5	ROBINSON, Alex vs Kansas (02/11/19)
	5	SAMUEL, Kevin at Kansas State (01/19/19)
	5	NOI, Kouat vs West Virginia (01/15/19)
	5	SAMUEL, Kevin vs West Virginia (01/15/19)
	5	BANE, Desmond vs Baylor (01/05/19)
	5	ALOK, Yuat vs Oral Roberts (11/11/18)
Minutes	53	BANE, Desmond at West Virginia (02/26/19)
	50	ROBINSON, Alex at West Virginia (02/26/19)
	48	MILLER, JD at West Virginia (02/26/19)
	44	BANE, Desmond vs Kansas (02/11/19)
	43	NOI, Kouat at West Virginia (02/26/19)

OPPONENT INDIVIDUAL HIGHS

Points	40	Mason, Makai at Baylor (02/02/19)
	31	Lawson, Dedric at Kansas (01/09/19)
	25	McCabe, Jordan at West Virginia (02/26/19)
	25	Dotson, Devon vs Kansas (02/11/19)
	24	Shayok, Marial at Iowa State (02/09/19)
	24	Doolittle, Kristian at Oklahoma (01/12/19)
Field Goals Made	14	Mason, Makai at Baylor (02/02/19)
	10	Lawson, Dedric at Kansas (01/09/19)
Field Goal Att.	22	Jahmal McMurray at SMU (12/05/18)
	20	Mason, Makai at Baylor (02/02/19)
	20	AUSTIN, Larry vs Central Michigan (11/30/18)
FG Pct (min 5 made)	1.000 (7-7)	Anei, Yor vs Oklahoma State (02/06/19)
	1.000 (5-5)	Lard, Cameron vs Iowa State (02/23/19)
3-Point FG Made	9	Mason, Makai at Baylor (02/02/19)
	6	Dziagwa, Thomas at Oklahoma State (02/18/19)
3-Point FG Att.	12	Mason, Makai at Baylor (02/02/19)
	11	Dziagwa, Thomas at Oklahoma State (02/18/19)
	11	Jahmal McMurray at SMU (12/05/18)
3-Pt FG Pct (min 2 made)	1.000 (4-4)	Jones, Nate vs Bucknell (12/23/18)
	1.000 (2-2)	Owens, Tariq at Texas Tech (01/28/19)
	1.000 (2-2)	Clayton Hughes vs Indiana State (12/25/18)
	1.000 (2-2)	Shaqquan Aaron vs USC (12/07/18)
Free Throws Made	9	Shayok, Marial at Iowa State (02/09/19)
	9	Lawson, Dedric at Kansas (01/09/19)
	9	Jordan Barnes vs Indiana State (12/16/18)
	9	Nick Rakocevic vs USC (12/07/18)
Free Throw Att.	13	Lawson, Dedric at Kansas (01/09/19)
	12	Haley, Jermaine at West Virginia (02/26/19)
FT Pct (min 3 made)	1.000 (9-9)	Jordan Barnes vs Indiana State (12/16/18)
	1.000 (6-6)	Agbaji, Ochai vs Kansas (02/11/19)
	1.000 (6-6)	McKAY, Kevin vs Central Michigan (11/30/18)
	1.000 (4-4)	McGriff, Cameron at Oklahoma State (02/18/19)
	1.000 (4-4)	Weiler-Babb, Nick at Iowa State (02/09/19)
	1.000 (4-4)	Jordan Barnes vs Indiana State (12/25/18)
	1.000 (4-4)	Sestina, Nate vs Bucknell (12/23/18)
	1.000 (4-4)	Derryck Thornton vs USC (12/07/18)
	1.000 (3-3)	Waters, Lindy at Oklahoma State (02/18/19)
	1.000 (3-3)	Lawson, K.J. at Kansas (01/09/19)
	1.000 (3-3)	Christian Williams vs Indiana State (12/16/18)
	1.000 (3-3)	BEACHLER, Matt vs Central Michigan (11/30/18)
Rebounds	21	Culver, Derek at West Virginia (02/26/19)
	14	Lawson, Dedric at Kansas (01/09/19)
Assists	11	McCabe, Jordan at West Virginia (02/26/19)
	8	BLACKWELL, Noah vs Fresno State (11/15/18)
Steals	6	McCabe, Jordan at West Virginia (02/26/19)
	5	Horton-Tucker, Talen vs Iowa State (02/23/19)
Blocked Shots	5	Anei, Yor at Oklahoma State (02/18/19)
	5	Hayes, Kevarius vs Florida (01/26/19)
	5	Hayes, Jaxson vs Texas (01/23/19)
Turnovers	8	Culver, Derek at West Virginia (02/26/19)
	6	Dotson, Devon vs Kansas (02/11/19)
	6	Vick, Lagerald at Kansas (01/09/19)
	6	Sestina, Nate vs Bucknell (12/23/18)
	6	DAVIS, Jon vs Charlotte (12/22/18)
	6	MANGUM, Dravon vs Charlotte (12/22/18)
Fouls	5	Lard, Cameron vs Iowa State (02/23/19)
	5	Grimes, Quentin vs Kansas (02/11/19)
	5	Lightfoot, Mitch vs Kansas (02/11/19)
	5	Lawson, Dedric vs Kansas (02/11/19)
	5	Wigginton, Lindell at Iowa State (02/09/19)
	5	McGriff, Cameron vs Oklahoma State (02/06/19)
	5	Hayes, Jaxson vs Texas (01/23/19)
	5	Bolden, James vs West Virginia (01/15/19)
	5	Butler, Jared vs Baylor (01/05/19)
	5	Toomer, Avi vs Bucknell (12/23/18)
	5	Nick Rakocevic vs USC (12/07/18)

CAREER VS. TEXAS TECH

BANE, Desmond

Season	gp-gs	min/avg	Total		3-Point		F-Throws		Rebounds				pf	fo	ast	to	blk	stl	Scoring	
			fg-fga	pct	fg-fga	pct	ft-fta	pct	off	def	tot	avg							pts	avg
2016-17	2-0	44/22.0	4-9	.444	1-6	.167	0-0	.000	1	4	5	2.5	8	1	3	2	0	0	9	4.5
2017-18	2-2	69/34.5	11-19	.579	4-8	.500	8-9	.889	1	1	2	1.0	4	0	4	8	0	2	34	17.0
2018-19	1-1	34/34.0	5-11	.455	3-6	.500	0-0	.000	0	3	3	3.0	3	0	3	2	0	1	13	13.0
TOTAL	5-3	147/29.4	20-39	.513	8-20	.400	8-9	.889	2	8	10	2.0	15	1	10	12	0	3	56	11.2

DAVIS, Kendric

Season	gp-gs	min/avg	Total		3-Point		F-Throws		Rebounds				pf	fo	ast	to	blk	stl	Scoring	
			fg-fga	pct	fg-fga	pct	ft-fta	pct	off	def	tot	avg							pts	avg
2018-19	1-0	24/24.0	3-5	.600	0-1	.000	4-4	1.000	0	2	2	2.0	3	0	2	3	0	0	10	10.0
TOTAL	1-0	24/24.0	3-5	.600	0-1	.000	4-4	1.000	0	2	2	2.0	3	0	2	3	0	0	10	10.0

MILLER, JD

Season	gp-gs	min/avg	Total		3-Point		F-Throws		Rebounds				pf	fo	ast	to	blk	stl	Scoring	
			fg-fga	pct	fg-fga	pct	ft-fta	pct	off	def	tot	avg							pts	avg
2015-16	3-1	76/25.3	10-24	.417	0-3	.000	3-6	.500	8	5	13	4.3	5	0	5	6	3	3	23	7.7
2016-17	2-2	31/15.5	5-7	.714	4-5	.800	1-3	.333	0	5	5	2.5	1	0	1	3	0	0	15	7.5
2017-18	2-2	38/19.0	4-12	.333	1-4	.250	2-2	1.000	2	6	8	4.0	2	0	0	1	0	0	11	5.5
2018-19	1-1	28/28.0	2-4	.500	0-1	.000	4-5	.800	2	3	5	5.0	2	0	1	2	2	0	8	8.0
TOTAL	8-6	173/21.6	21-47	.447	5-13	.385	10-16	.625	12	19	31	3.9	10	0	7	12	5	3	57	7.1

NEMBARD, RJ

Season	gp-gs	min/avg	Total		3-Point		F-Throws		Rebounds				pf	fo	ast	to	blk	stl	Scoring	
			fg-fga	pct	fg-fga	pct	ft-fta	pct	off	def	tot	avg							pts	avg
2018-19	1-0	13/13.0	0-4	.000	0-2	.000	0-0	.000	0	0	0	0.0	1	0	0	2	1	0	0	0.0
TOTAL	1-0	13/13.0	0-4	.000	0-2	.000	0-0	.000	0	0	0	0.0	1	0	0	2	1	0	0	0.0

NOI, Kouat

Season	gp-gs	min/avg	Total		3-Point		F-Throws		Rebounds				pf	fo	ast	to	blk	stl	Scoring	
			fg-fga	pct	fg-fga	pct	ft-fta	pct	off	def	tot	avg							pts	avg
2017-18	2-0	45/22.5	3-12	.250	2-9	.222	2-4	.500	1	5	6	3.0	7	0	1	2	0	1	10	5.0
2018-19	1-1	29/29.0	4-9	.444	2-5	.400	7-10	.700	0	2	2	2.0	2	0	1	0	0	1	17	17.0
TOTAL	3-1	74/24.7	7-21	.333	4-14	.286	9-14	.643	1	7	8	2.7	9	0	2	2	0	2	27	9.0

ROBINSON, Alex

Season	gp-gs	min/avg	Total		3-Point		F-Throws		Rebounds				pf	fo	ast	to	blk	stl	Scoring	
			fg-fga	pct	fg-fga	pct	ft-fta	pct	off	def	tot	avg							pts	avg
2016-17	2-2	74/37.0	6-17	.353	1-7	.143	3-4	.750	0	14	14	7.0	4	0	13	10	1	2	16	8.0
2017-18	2-2	66/33.0	7-21	.333	1-2	.500	3-7	.429	0	6	6	3.0	7	0	13	6	0	7	18	9.0
2018-19	1-1	30/30.0	3-8	.375	1-2	.500	0-1	.000	0	3	3	3.0	3	0	1	2	0	1	7	7.0
TOTAL	5-5	170/34.0	16-46	.348	3-11	.273	6-12	.500	0	23	23	4.6	14	0	27	18	1	10	41	8.2

SAMUEL, Kevin

Season	gp-gs	min/avg	Total		3-Point		F-Throws		Rebounds				pf	fo	ast	to	blk	stl	Scoring	
			fg-fga	pct	fg-fga	pct	ft-fta	pct	off	def	tot	avg							pts	avg
2018-19	1-1	32/32.0	4-4	1.000	0-0	.000	2-4	.500	5	7	12	12.0	0	0	1	1	1	1	10	10.0
TOTAL	1-1	32/32.0	4-4	1.000	0-0	.000	2-4	.500	5	7	12	12.0	0	0	1	1	1	1	10	10.0

CONFERENCE ONLY

RECORD:	OVERALL	HOME	AWAY	NEUTRAL
ALL GAMES	6-9	5-2	1-7	0-0
CONFERENCE	6-9	5-2	1-7	0-0
NON-CONFERENCE	0-0	0-0	0-0	0-0

#	Player	gp-gs	min	avg	Total		3-Point		F-Throw		Rebounds				pf	dq	a	to	blk	stl	pts	avg
					fg-fga	fg%	3fg-fga	3fg%	ft-fga	ft%	off	def	tot	avg								
01	BANE, Desmond	15-15	556	37.1	94-194	.485	29-66	.439	25-28	.893	26	59	85	5.7	45	2	29	25	4	20	242	16.1
12	NOI, Kouat	12-9	394	32.8	66-144	.458	32-81	.395	24-32	.750	21	45	66	5.5	28	2	12	18	4	14	188	15.7
25	ROBINSON, Alex	15-15	553	36.9	70-174	.402	19-63	.302	43-66	.652	5	48	53	3.5	42	1	90	59	5	22	202	13.5
15	MILLER, JD	15-15	496	33.1	56-132	.424	13-46	.283	51-77	.662	38	67	105	7.0	29	0	20	24	8	14	176	11.7
05	DAVIS, Kendric	15-2	331	22.1	37-101	.366	9-27	.333	30-38	.789	5	27	32	2.1	27	0	37	35	0	19	113	7.5
21	SAMUEL, Kevin	15-15	387	25.8	40-68	.588	0-0	.000	8-26	.308	48	59	107	7.1	46	3	7	16	37	9	88	5.9
22	NEMBARD, RJ	14-4	252	18.0	23-64	.359	13-41	.317	16-24	.667	0	20	20	1.4	22	0	11	15	4	7	75	5.4
31	ASCHIERIS, Owen	2-0	6	3.0	0-2	.000	0-2	.000	4-4	1.000	0	2	2	1.0	0	0	0	2	0	0	4	2.0
11	MAYEN, Lat	10-0	82	8.2	4-13	.308	4-12	.333	5-7	.714	3	13	16	1.6	10	0	4	8	3	3	17	1.7
34	BARLOW, Russell	7-0	43	6.1	1-6	.167	0-1	.000	0-0	.000	2	4	6	0.9	8	0	0	1	0	0	2	0.3
Team											24	22	46		1		10					
Total.....		15	3100		391-898	.435	119-339	.351	206-302	.682	172	366	538	35.9	258	8	210	213	65	108	1107	73.8
Opponents.....		15	3100		415-907	.458	104-322	.323	215-291	.739	158	386	544	36.3	246	-	246	187	67	102	1149	76.6

TEAM STATISTICS	TCU	OPP	Date	Opponent	Score	Att.
SCORING	1107	1149	* 01/05/19	BAYLOR	W 85-81	6396
Points per game	73.8	76.6	* 01/09/19	at Kansas	L 68-77	16300
Scoring margin	-2.8	-	* 01/12/19	at Oklahoma	L 74-76	8005
FIELD GOALS-ATT	391-898	415-907	* 01/15/19	WEST VIRGINIA	W 98-67	6734
Field goal pct	.435	.458	* 01/19/19	at Kansas State	L 55-65	9809
3 POINT FG-ATT	119-339	104-322	* 01/23/19	TEXAS	W 65-61	7099
3-point FG pct	.351	.323	* 01/28/19	at Texas Tech	L 65-84	12736
3-pt FG made per game	7.9	6.9	* 02/02/19	at Baylor	L 64-90	7337
FREE THROWS-ATT	206-302	215-291	* 02/06/19	OKLAHOMA STATE	W 70-68	6505
Free throw pct	.682	.739	* 02/09/19	at Iowa State	W 92-83	14384
F-Throws made per game	13.7	14.3	* 02/11/19	KANSAS	Lot 77-82	7356
REBOUNDS	538	544	* 02/16/19	OKLAHOMA	L 62-71	6464
Rebounds per game	35.9	36.3	* 02/18/19	at Oklahoma State	L 61-68	5900
Rebounding margin	-0.4	-	* 02/23/19	IOWA STATE	W 75-72	6315
ASSISTS	210	246	* 02/26/19	at West Virginia	Lo3 96-104	8798
Assists per game	14.0	16.4				
TURNOVERS	213	187				
Turnovers per game	14.2	12.5				
Turnover margin	-1.7	-				
Assist/turnover ratio	1.0	1.3				
STEALS	108	102				
Steals per game	7.2	6.8				
BLOCKS	65	67				
Blocks per game	4.3	4.5				
ATTENDANCE	46869	83269				
Home games-Avg/Game	7-6696	8-10409				
Neutral site-Avg/Game	-	0-0				

% = Basketball Hall of Fame Classic (Los Angeles)

^ = Diamond Head Classic (Honolulu)

* = Conference game

Score by Periods	1st	2nd	OT	OT2	OT3	Totals
TCU	520	551	17	11	8	1107
Opponents	512	588	22	11	16	1149

SEASON STATS

RECORD:	OVERALL	HOME	AWAY	NEUTRAL
ALL GAMES	18-10	12-3	2-7	4-0
CONFERENCE	6-9	5-2	1-7	0-0
NON-CONFERENCE	12-1	7-1	1-0	4-0

##	Player	gp-gs	min	avg	Total		3-Point		F-Throw		Rebounds				pf	dq	a	to	blk	stl	pts	avg
					fg-fga	fg%	3fg-fga	3fg%	ft-fa	ft%	off	def	tot	avg								
01	BANE, Desmond	28-28	996	35.6	162-328	.494	45-116	.388	55-61	.902	38	119	157	5.6	64	2	70	40	15	34	424	15.1
12	NOI, Kouat	22-10	639	29.0	119-255	.467	56-145	.386	39-51	.765	37	78	115	5.2	45	2	24	29	7	25	333	15.1
25	ROBINSON, Alex	28-28	979	35.0	130-297	.438	30-92	.326	76-119	.639	12	91	103	3.7	62	1	198	99	9	46	366	13.1
10	FISHER, Jaylen	9-8	217	24.1	35-85	.412	30-68	.441	9-10	.900	4	18	22	2.4	23	0	24	6	2	9	109	12.1
15	MILLER, JD	28-28	856	30.6	105-225	.467	19-76	.250	86-126	.683	64	121	185	6.6	54	0	45	36	10	20	315	11.3
21	SAMUEL, Kevin	28-28	654	23.4	86-130	.662	0-0	.000	17-44	.386	79	116	195	7.0	83	3	15	41	59	11	189	6.8
05	DAVIS, Kendric	28-2	472	16.9	61-151	.404	11-36	.306	48-64	.750	8	39	47	1.7	37	0	56	43	0	25	181	6.5
22	NEMBARD, RJ	27-8	445	16.5	36-105	.343	17-56	.304	22-37	.595	3	50	53	2.0	31	0	23	30	11	16	111	4.1
35	ALOK, Yuat	10-0	131	13.1	13-30	.433	0-0	.000	7-9	.778	4	21	25	2.5	29	1	2	14	3	0	33	3.3
11	MAYEN, Lat	17-0	134	7.9	11-26	.423	7-20	.350	7-9	.778	5	16	21	1.2	14	0	4	11	4	4	36	2.1
00	ARCHIE, Kaden	10-0	101	10.1	6-25	.240	1-11	.091	8-13	.615	3	12	15	1.5	12	0	0	5	2	10	21	2.1
31	ASCHIERIS, Owen	9-0	18	2.0	0-4	.000	0-4	.000	4-4	1.000	0	3	3	0.3	0	0	0	4	0	0	4	0.4
34	BARLOW, Russell	8-0	52	6.5	1-6	.167	0-1	.000	0-0	.000	2	6	8	1.0	10	0	0	2	0	0	2	0.3
23	McWILLIAM, Angus	2-0	6	3.0	0-1	.000	0-0	.000	0-0	.000	3	0	3	1.5	0	0	0	1	0	0	0	0.0
Team											42	39	81		1		18					
Total.....		28	5700		765-1668	.459	216-625	.346	378-547	.691	304	729	1033	36.9	465	9	461	379	122	200	2124	75.9
Opponents.....		28	5700		714-1677	.426	182-596	.305	366-504	.726	295	671	966	34.5	463	-	418	382	106	164	1976	70.6

TEAM STATISTICS

	TCU	OPP	Date	Opponent	Score	Att.
SCORING	2124	1976	11/7/18	CSU BAKERSFIELD	W 66-61	6819
Points per game	75.9	70.6	11/11/18	ORAL ROBERTS	W 79-62	6368
Scoring margin	+5.3	-	11/15/18	FRESNO STATE	W 77-69	6315
FIELD GOALS-ATT	765-1668	714-1677	11/20/18	LIPSCOMB	L 64-73	6168
Field goal pct	.459	.426	11/26/18	EASTERN MICHIGAN	W 87-69	6219
3 POINT FG-ATT	216-625	182-596	11/30/18	CENTRAL MICHIGAN	W 89-62	6802
3-point FG pct	.346	.305	12/05/18	at SMU	W 67-59	5929
3-pt FG made per game	7.7	6.5	% 12/07/18	vs USC	W 96-61	7235
FREE THROWS-ATT	378-547	366-504	12/16/18	INDIANA STATE	W 90-70	6431
Free throw pct	.691	.726	^ 12/22/18	vs Charlotte	W 82-57	5659
F-Throws made per game	13.5	13.1	^ 12/23/18	vs Bucknell	W 82-65	5904
REBOUNDS	1033	966	^ 12/25/18	vs Indiana State	W 83-69	5752
Rebounds per game	36.9	34.5	* 01/05/19	BAYLOR	W 85-81	6396
Rebounding margin	+2.4	-	* 01/09/19	at Kansas	L 68-77	16300
ASSISTS	461	418	* 01/12/19	at Oklahoma	L 74-76	8005
Assists per game	16.5	14.9	* 01/15/19	WEST VIRGINIA	W 98-67	6734
TURNOVERS	379	382	* 01/19/19	at Kansas State	L 55-65	9809
Turnovers per game	13.5	13.6	* 01/23/19	TEXAS	W 65-61	7099
Turnover margin	+0.1	-	01/26/19	FLORIDA	W 55-50	6682
Assist/turnover ratio	1.2	1.1	* 01/28/19	at Texas Tech	L 65-84	12736
STEALS	200	164	* 02/02/19	at Baylor	L 64-90	7337
Steals per game	7.1	5.9	* 02/06/19	OKLAHOMA STATE	W 70-68	6505
BLOCKS	122	106	* 02/09/19	at Iowa State	W 92-83	14384
Blocks per game	4.4	3.8	* 02/11/19	KANSAS	Lot 77-82	7356
ATTENDANCE	98673	113748	* 02/16/19	OKLAHOMA	L 62-71	6464
Home games-Avg/Game	15-6578	9-9911	* 02/18/19	at Oklahoma State	L 61-68	5900
Neutral site-Avg/Game	-	4-6138	* 02/23/19	IOWA STATE	W 75-72	6315
			* 02/26/19	at West Virginia	Lo3 96-104	8798

Score by Periods	1st	2nd	OT	OT2	OT3	Totals
TCU	994	1094	17	11	8	2124
Opponents	891	1036	22	11	16	1976

% = Basketball Hall of Fame Classic (Los Angeles)

^ = Diamond Head Classic (Honolulu)

* = Conference game