

Terumo Aortic US Portfolio

A Company Unlike Any Other

Terumo Aortic was born when Bolton Medical and Vascutek – two pioneers in the aortic repair space – were integrated under global healthcare company, Terumo Corporation.

For over 100 years, Terumo Corporation has contributed to society through healthcare – first in Japan and then worldwide. Vascutek products have been trusted in over 2 million implants in more than 90 countries since 1982, while Bolton Medical has been focused on providing endovascular solutions for aortic disease for more than 15 years.

Our broad portfolio of endovascular and surgical solutions is designed to offer options as individualized as your patient's anatomy.

Contact

- ▶ 800.888.3786
- ▶ tmccustomeradmin@terumomedical.com
- ▶ terumoaortic.com




Table of Contents

Open Surgical Grafts

Gelweave™ Valsalva Graft	5
Gelweave™ Straight Graft	6
Gelweave™ Bifurcate Graft	7
Gelweave™ Pre-curved Graft	8
Gelweave™ Ante-Flo Graft	9
Ante-Flo graft	9
Ante-Flo extra length graft with offset side branch	9
Ante-Flo pre-curved graft	10
Ante-Flo extra length pre-curved graft	10
Gelweave™ Straight with renal branch	10
Gelweave™ Plexus Graft	11
4-branch Plexus graft	11
4-branch Pre-curved arch graft	11
4-branch Arch graft with radiopaque markers	12
Siena Collared Branched Graft with Radiopaque Markers	13
Siena Ante-Flo graft	13
Siena 4-branch Plexus graft	13
Gelweave™ Zone 2 Graft	14
Bavaria Zone 2 Gelweave graft	14
Bavaria Collared Zone 2 Gelweave graft	14
Gelweave™ Branched Graft with Radiopaque Markers	15
Thoracic arch graft with radiopaque markers	15
Lupiae thoracic arch graft with radiopaque markers	15
Gelweave™ Trifurcate Arch Graft	16
Trifurcate arch graft	16
Trifurcate arch graft with side branch	16
Trifurcate arch Y graft	16
Thoracic arch graft with radiopaque markers	16
Trifurcate graft with side branch and radiopaque markers	17
Gelweave™ Thoracoabdominal Graft	17
Coselli Thoracoabdominal graft	17
Thoracoabdominal graft	17
5-branch Thoracoabdominal graft	18
Thoracoabdominal graft with radiopaque markers	18
Thoracoabdominal trifurcate graft	18
Gelsoft™ Plus Straight Graft	20
Gelsoft™ Plus Bifurcate Graft	21
Gelsoft™ Plus ERS Graft	22
Thin Wall Carotid Patch	23
Gelsoft™ Patch	23
Gelseal™ Patch	23

Hybrid Grafts

Thoraflex™ Hybrid Plexus	25
Thoraflex™ Hybrid Ante-Flo	26

Endovascular Grafts

TREO® Abdominal Stent-Graft System	28
Relay®Pro Thoracic Stent-Graft System	32
Relay®Plus Thoracic Stent-Graft System	36

Aortic Balloon

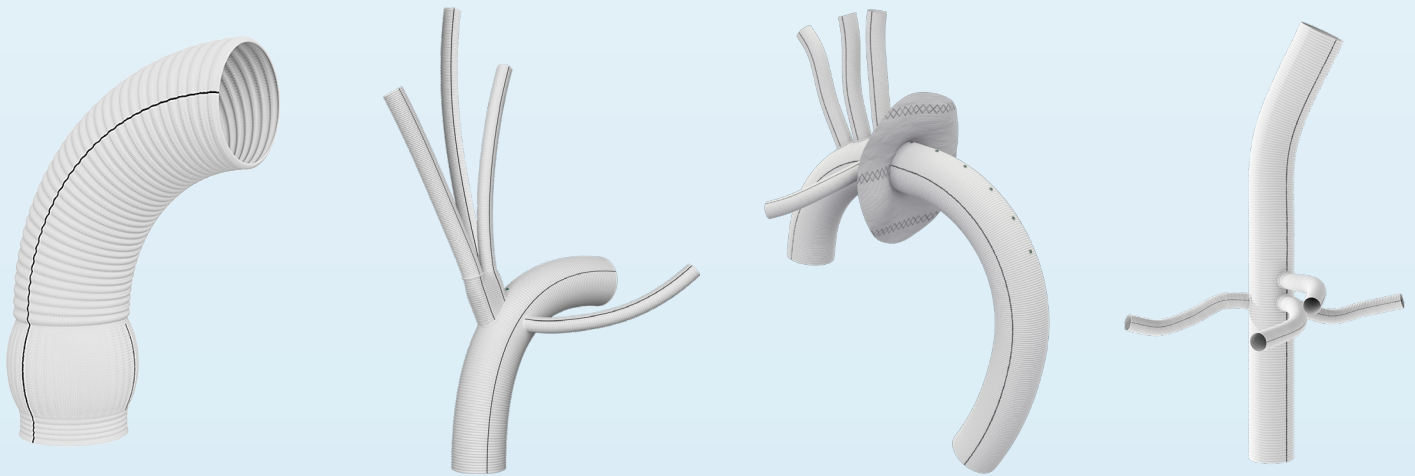
Aortic Balloon	39
----------------------	----

References

References	40
Index	41

Gelweave™ Product Family

Gelweave™ delivers a wide range of solutions for the thoracic and thoracoabdominal aorta.





Gelweave™ Valsalva Grafts*

The world's FIRST anatomically designed aortic root graft.

Features

- ▶ Unique graft design for valve sparing or Bentall procedures¹
- ▶ Closely matches aortic root anatomy²
- ▶ Mimics natural response of the sinuses of Valsalva³
- ▶ Potential for: increased valve leaflet longevity⁴
- ▶ Potential for: reduced tension on the coronary artery anastomosis⁵
- ▶ Unique hydrolyzable gelatin impregnation⁶

Valsalva graft

Bore Size (mm)	Max Skirt Diameter (mm)	Body Length (cm)	Skirt Length (mm)	Collar Length (mm)	Catalog No.
16	21	15	16	10	730016ADP
18	24	15	18	10	730018ADP
20	26	15	20	10	730020ADP
22	28	15	22	10	730022ADP
24	32	15	24	10	730024ADP
26	34	15	26	10	730026ADP
28	36	15	28	10	730028ADP
30	38	15	30	10	730030ADP
32	42	15	32	10	730032ADP
34	44	15	34	10	730034ADP

* The proximal collar can be used for prosthetic valve attachment or trimmed/inverted for valve sparing procedures according to the surgeon's preference or surgical technique.



Gelweave™ Straight Grafts

Gelweave™ straight grafts are gelatin sealed, woven polyester grafts Indicated for thoracic reconstruction procedures for replacement of diseased segments of the thoracic aorta in cases of aneurysm, dissection or coarctation.

Straight graft

Bore Size (mm)	Usable Length (cm)	Catalog No.
6	15	731506
6	30	733006
6	40	734006
6	60	736006
8	15	731508
8	30	733008
8	40	734008
8	60	736008
10	15	731510
10	30	733010
10	60	736010
12	15	731512
12	30	733012
12	60	736012
14	15	731514
14	30	733014
14	60	736014
16	15	731516
16	30	733016
16	60	736016
18	12.5	731218
18	25	732518
18	30	733018
18	50	735018
18	60	736018
20	12.5	731220
20	25	732520
20	30	733020
20	50	735020
20	60	736020
22	12.5	731222
22	25	732522
22	30	733022
22	50	735022
22	60	736022

Bore Size (mm)	Usable Length (cm)	Catalog No.
24	12.5	731224
24	25	732524
24	30	733024
24	50	735024
24	60	736024
26	12.5	731226
26	25	732526
26	30	733026
26	50	735026
26	60	736026
28	12.5	731228
28	25	732528
28	30	733028
28	50	735028
28	60	736028
30	10	731030
30	20	732030
30	30	733030
30	40	734030
30	60	736030
32	10	731032
32	20	732032
32	30	733032
32	40	734032
32	60	736032
34	10	731034
34	20	732034
34	30	733034
34	40	734034
34	60	736034
36	30	733036
36	40	734036
36	60	736036
38	10	731038
38	20	732038
38	30	733038
38	40	734038
38	60	736038

Gelweave™ Bifurcate Grafts

Gelweave™ bifurcate grafts are gelatin sealed, woven polyester grafts indicated for repair or replacement of damaged & diseased vessels of the abdomen in cases of aneurysmal or occlusive disease.

Bifurcate graft

Main Bore Size (mm)	Leg Bore Size (mm)	Usable Length (cm)	Catalog No.
12	6	45	731206
14	7	45	731407
16	8	45	731608
18	9	45	731809
20	10	45	732010
22	11	45	732211
24	12	45	732412
12	6	55	731206XL55
14	7	55	731407XL55
16	8	55	731608XL55
18	9	55	731809XL55
20	10	55	732010XL55
22	11	55	732211XL55
24	12	55	732412XL55

Gelweave Bifurcate with renal branches

Main Bore Size (mm)	Leg Bore Size (mm)	Renal Branches (mm)	Usable Length (cm)	Catalog No.
14	7	6	45	731407/6X2RM
16	8	7	45	731608/7X2RM

Gelweave Bifurcate with branch

Main Bore Size (mm)	Leg Bore Size (mm)	Side Branch (mm)	Usable Length (cm)	Catalog No.
16	8	6	45	731608/6
18	9	6	45	731809/6
20	10	6	45	732010/6
24	12	6	45	732412/6



Gelweave™ Pre-curved Grafts

Gelweave™ pre-curved grafts are gelatin sealed, woven polyester grafts for aortic arch applications.

Pre-curved graft

Bore Size (mm)	Usable Length (cm)	Catalog No.
22	50	735022ST
24	50	735024ST
26	50	735026ST
28	50	735028ST
30	50	735030ST
32	50	735032ST
34	50	735034ST


Gelweave™ Ante-Flo Grafts

Antegrade flow made easy by the side branch may offer minimized circulatory arrest time⁷, lower risk of neurological deficits⁸, maintenance of graft integrity and convenience.

Features

- ▶ Permits antegrade perfusion via side branch
- ▶ Thoracic aortic applications
- ▶ Unique hydrolyzable gelatin impregnation⁶

Ante-Flo graft



Bore Size (mm)		Usable Length (cm)		Catalog No.
Main Body	Side Branch	Main Body	Side Branch	
20	8	40	15	734020/8
22	8	40	15	734022/8
24	8	40	15	734024/8
26	8	40	15	734026/8
28	8	40	15	734028/8
30	8	40	15	734030/8
32	8	40	15	734032/8
34	8	40	15	734034/8
22	8	20	15	732022/8
24	8	20	15	732024/8
26	8	20	15	732026/8
28	8	20	15	732028/8
30	8	20	15	732030/8
32	8	20	15	732032/8
34	8	20	15	732034/8
20	10	40	15	734020/10
22	10	40	15	734022/10
24	10	40	15	734024/10
26	10	40	15	734026/10
28	10	40	15	734028/10
30	10	40	15	734030/10
32	10	40	15	734032/10
34	10	40	15	734034/10
22	10	20	15	732022/10
24	10	20	15	732024/10
26	10	20	15	732026/10
28	10	20	15	732028/10
30	10	20	15	732030/10
32	10	20	15	732032/10
34	10	20	15	732034/10

Ante-Flo extra length graft with offset side branch



Bore Size (mm)		Usable Length (cm)		Catalog No.
Main Body	Side Branch	Main Body	Side Branch	
22	8	50	15	735022/8S
24	8	50	15	735024/8S
26	8	50	15	735026/8S
28	8	50	15	735028/8S
30	8	50	15	735030/8S
32	8	50	15	735032/8S
22	10	50	15	735022/10SE
24	10	50	15	735024/10SE
26	10	50	15	735026/10SE
28	10	50	15	735028/10SE
30	10	50	15	735030/10SE
32	10	50	15	735032/10SE
34	10	50	15	735034/10SE



Ante-Flo pre-curved graft

Bore Size (mm)		Usable Length (cm)		Catalog No.
Main Body	Side Branch	Main Body	Side Branch	
22	8	50	15	735022ST/8A
24	8	50	15	735024ST/8A
26	8	50	15	735026ST/8A
28	8	50	15	735028ST/8A
30	8	50	15	735030ST/8A
32	8	50	15	735032ST/8A
34	8	50	15	735034ST/8A



Ante-Flo extra length pre-curved graft

Bore Size (mm)		Usable Length (cm)		Catalog No.
Main Body	Side Branch	Main Body	Side Branch	
22	10	60	15	736022ST/10D
24	10	60	15	736024ST/10D
26	10	60	15	736026ST/10D
28	10	60	15	736028ST/10D
30	10	60	15	736030ST/10D
32	10	60	15	736032ST/10D

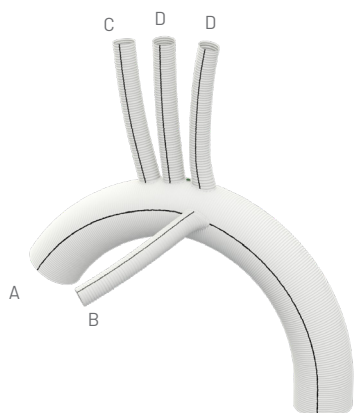


Gelweave™ Straight with renal branch

Bore Size (mm)		Usable Length (cm)		Catalog No.
Main Body	Side Branch	Main Body	Side Branch	
18	6	30	30	733018/6A
20	6	30	30	733020/6A
22	6	30	30	733022/6A
24	6	30	30	733024/6A

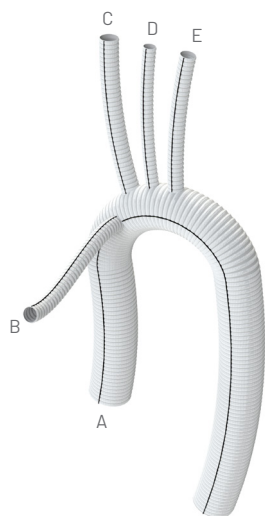
Gelweave™ Plexus Grafts

Gelweave™ gelatin sealed grafts with 4-branch designs for repair or replacement of damaged & diseased vessels of the thoracic aorta in cases of aneurysm, dissection or coarctation.



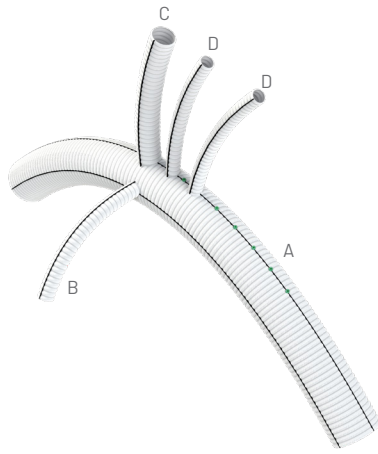
4-branch Plexus graft

Bore Size (mm)				Usable Length (cm)				Catalog No.
Main Body (A)	Side Branch (B)	Arch Branch (C)	Arch Branch (D)	Main Body (A)	Side Branch (B)	Arch Branch (C)	Arch Branch (D)	
20	8	10	8	40	15	15	15	73201088/8
22	8	10	8	40	15	15	15	73221088/8
24	8	10	8	40	15	15	15	73241088/8
26	8	10	8	40	15	15	15	73261088/8
28	8	10	8	40	15	15	15	73281088/8
30	8	10	8	40	15	15	15	73301088/8
32	8	10	8	40	15	15	15	73321088/8
34	8	10	8	40	15	15	15	73341088/8
20	10	10	8	40	15	15	15	73201088/10
22	10	10	8	40	15	15	15	73221088/10
24	10	10	8	40	15	15	15	73241088/10
26	10	10	8	40	15	15	15	73261088/10
28	10	10	8	40	15	15	15	73281088/10
30	10	10	8	40	15	15	15	73301088/10
32	10	10	8	40	15	15	15	73321088/10
34	10	10	8	40	15	15	15	73341088/10



4-branch Pre-curved arch graft

Bore Size (mm)					Usable Length (cm)					Catalog No.
Main Body (A)	Side Branch (B)	Arch Branch (C)	Arch Branch (D)	Arch Branch (E)	Main Body (A)	Branch (B)	Branch (C)	Branches (D)	Branch (E)	
20	10	12	8	10	50	15	15	15	15	732012810/10STD
22	10	12	8	10	50	15	15	15	15	732212810/10STD
24	10	12	8	10	50	15	15	15	15	732412810/10STD
26	10	12	8	10	50	15	15	15	15	732612810/10STD
28	10	12	8	10	50	15	15	15	15	732812810/10STD
30	10	12	8	10	50	15	15	15	15	733012810/10STD
32	10	12	8	10	50	15	15	15	15	733212810/10STD



4-branch Arch graft with radiopaque markers

Main Body (A)	Bore Size (mm)			Usable Length (cm)				Catalog No.
	Side Branch (B)	Arch Branch (C)	Arch Branch (D)	Main Body (A)	Side Branch (B)	Arch Branch (C)	Arch Branch (D)	
20	8	14	8	40	15	15	15	73201488/8ARM
22	8	14	8	40	15	15	15	73221488/8ARM
24	8	14	8	40	15	15	15	73241488/8ARM
26	8	14	8	40	15	15	15	73261488/8ARM
28	8	14	8	40	15	15	15	73281488/8ARM
30	8	14	8	40	15	15	15	73301488/8ARM
32	8	14	8	40	15	15	15	73321488/8ARM
34	8	14	8	40	15	15	15	73341488/8ARM

Siena Collared Branched Grafts with Radiopaque Markers

The Siena graft with radiopaque markers is for reconstruction of the aortic vessels & associated Hybrid procedures.

Features

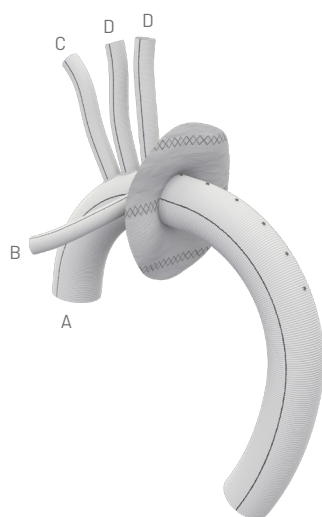
- ▶ Primarily indicated for first stage elephant trunk procedures
- ▶ Radiopaque markers facilitate second stage endovascular repair⁹
- ▶ The collar compensates for diameter mismatch between distal aorta and graft, reducing tension on the distal anastomosis and potential for aneurysm rupture before second stage repair⁹
- ▶ Side branch permits antegrade perfusion

Siena Ante-Flo graft



Bore Size (mm)		Usable Length (cm)			Catalog No.
Main Body	Side Branch	Main Body	Side Branch		
20	8	50	15	735020/8RM	
22	8	50	15	735022/8RM	
24	8	50	15	735024/8RM	
26	8	50	15	735026/8RM	
28	8	50	15	735028/8RM	
30	8	50	15	735030/8RM	
32	8	50	15	735032/8RM	
34	8	50	15	735034/8RM	
20	10	50	15	735020/10RM	
22	10	50	15	735022/10RM	
24	10	50	15	735024/10RM	
26	10	50	15	735026/10RM	
28	10	50	15	735028/10RM	
30	10	50	15	735030/10RM	
32	10	50	15	735032/10RM	
34	10	50	15	735034/10RM	

Siena 4-branch Plexus graft



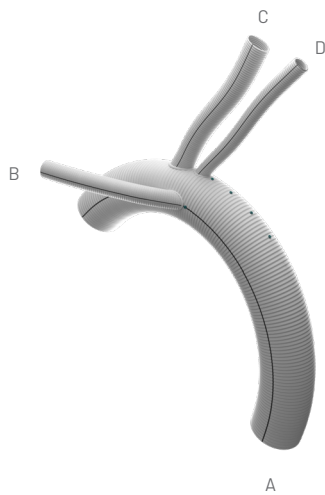
Bore Size (mm)				Usable Length (cm)				Catalog No.
Main Body (A)	Side Branch (B)	Arch Branch (C)	Arch Branch (D)	Main Body (A)	Side Branch (B)	Arch Branch (C)	Arch Branch (D)	
20	8	10	8	50	15	15	15	73201088/8RM
22	8	10	8	50	15	15	15	73221088/8RM
24	8	10	8	50	15	15	15	73241088/8RM
26	8	10	8	50	15	15	15	73261088/8RM
28	8	10	8	50	15	15	15	73281088/8RM
30	8	10	8	50	15	15	15	73301088/8RM
32	8	10	8	50	15	15	15	73321088/8RM
34	8	10	8	50	15	15	15	73341088/8RM
20	10	10	8	50	15	15	15	73201088/10RM
22	10	10	8	50	15	15	15	73221088/10RM
24	10	10	8	50	15	15	15	73241088/10RM
26	10	10	8	50	15	15	15	73261088/10RM
28	10	10	8	50	15	15	15	73281088/10RM
30	10	10	8	50	15	15	15	73301088/10RM
32	10	10	8	50	15	15	15	73321088/10RM
34	10	10	8	50	15	15	15	73341088/10RM

Gelweave™ Bavaria Zone 2 Grafts

Gelweave™ Zone 2 grafts are gelatin sealed, woven polyester grafts, primarily for aortic arch applications.

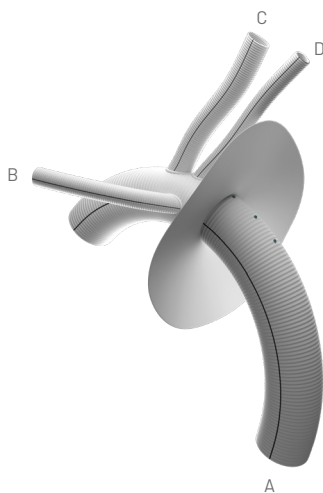
Features

- ▶ Primarily indicated for first stage elephant trunk procedures
- ▶ Radiopaque markers facilitate second stage endovascular repair⁷
- ▶ The collar compensates for diameter mismatch between distal aorta and graft, reducing tension on the distal anastomosis and potential for aneurysm rupture before second stage repair⁷
- ▶ Side branch permits antegrade perfusion



Bavaria Zone 2 Gelweave graft

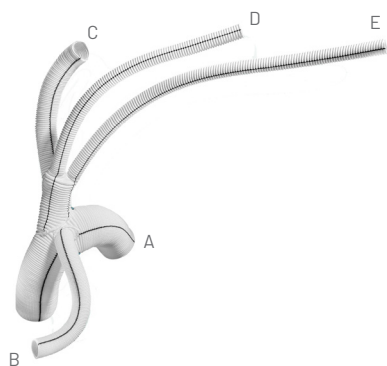
Bore Size (mm)				Usable Length (cm)				Catalog No.
Main Body (A)	Side Branch (B)	Arch Branch (C)	Arch Branch (D)	Main Body (A)	Side Branch (B)	Arch Branch (C)	Arch Branch (D)	
20	10	12	8	50	15	15	15	7320128/10RME
22	10	12	8	50	15	15	15	7322128/10RME
24	10	12	8	50	15	15	15	7324128/10RME
26	10	12	8	50	15	15	15	7326128/10RME
28	10	12	8	50	15	15	15	7328128/10RME
30	10	12	8	50	15	15	15	7330128/10RME
32	10	12	8	50	15	15	15	7332128/10RME
20	10	14	8	50	15	15	15	7320148/10RME
22	10	14	8	50	15	15	15	7322148/10RME
24	10	14	8	50	15	15	15	7324148/10RME
26	10	14	8	50	15	15	15	7326148/10RME
28	10	14	8	50	15	15	15	7328148/10RME
30	10	14	8	50	15	15	15	7330148/10RME
32	10	14	8	50	15	15	15	7332148/10RME



Bavaria Collared Zone 2 Gelweave graft

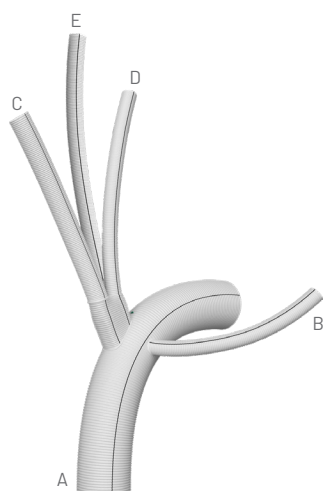
Bore Size (mm)				Usable Length (cm)				Catalog No.
Main Body (A)	Side Branch (B)	Arch Branch (C)	Arch Branch (D)	Main Body (A)	Side Branch (B)	Arch Branch (C)	Arch Branch (D)	
20	10	12	8	50	15	15	15	7320128/10RMF
22	10	12	8	50	15	15	15	7322128/10RMF
24	10	12	8	50	15	15	15	7324128/10RMF
26	10	12	8	50	15	15	15	7326128/10RMF
28	10	12	8	50	15	15	15	7328128/10RMF
30	10	12	8	50	15	15	15	7330128/10RMF
32	10	12	8	50	15	15	15	7332128/10RMF
20	10	14	8	50	15	15	15	7320148/10RMF
22	10	14	8	50	15	15	15	7322148/10RMF
24	10	14	8	50	15	15	15	7324148/10RMF
26	10	14	8	50	15	15	15	7326148/10RMF
28	10	14	8	50	15	15	15	7328148/10RMF
30	10	14	8	50	15	15	15	7330148/10RMF
32	10	14	8	50	15	15	15	7332148/10RMF

Gelweave™ Branched Grafts with Radiopaque Markers



Thoracic arch graft with radiopaque markers

Bore Size (mm)					Usable Length (cm)					Catalog No.
Main Body (A)	Side Branch (B)	Arch Branch (C)	Arch Branch (D)	Arch Branch (E)	Main Body (A)	Side Branch (B)	Arch Branch (C)	Arch Branch (D)	Arch Branch (E)	
22	10	12	8	8	20	30	15	15	30	732022CX4RM
24	10	12	8	8	20	30	15	15	30	732024CX4RM
26	10	12	8	8	20	30	15	15	30	732026CX4RM
28	10	12	8	8	20	30	15	15	30	732028CX4RM
30	10	12	8	8	20	30	15	15	30	732030CX4RM
32	10	12	8	8	20	30	15	15	30	732032CX4RM
34	10	12	8	8	20	30	15	15	30	732034CX4RM



Lupiae thoracic arch graft with radiopaque markers

Bore Size (mm)					Usable Length (cm)					Catalog No.
Main Body (A)	Side Branch (B)	Arch Branch (C)	Arch Branch (D)	Arch Branch (E)	Main Body (A)	Side Branch (B)	Arch Branch (C)	Arch Branch (D)	Arch Branch (E)	
20	10	10	8	10	40	30	30	30	40	734020CX4RMS
22	10	10	8	10	40	30	30	30	40	734022CX4RMS
24	10	10	8	10	40	30	30	30	40	734024CX4RMS
26	10	10	8	10	40	30	30	30	40	734026CX4RMS
28	10	10	8	10	40	30	30	30	40	734028CX4RMS
30	10	10	8	10	40	30	30	30	40	734030CX4RMS
32	10	10	8	10	40	30	30	30	40	734032CX4RMS
34	10	10	8	10	40	30	30	30	40	734034CX4RMS

Gelweave™ Trifurcate Arch Grafts

The design features of the Trifurcate Arch Graft facilitate techniques that may offer:

Features

- ▶ Shortened hypothermic circulatory arrest time¹⁰
- ▶ Minimized cerebral ischemia¹¹
- ▶ Reduced risk of embolization – No touch technique¹¹
- ▶ Minimized adverse outcomes¹⁰
- ▶ Precise construction of the elephant trunk anastomosis¹⁰




Trifurcate arch graft

Bore Size (mm)		Usable Length (cm)			Catalog No.
Main Body (A)	Side Branch (B)	Main Body (A)	Side Branch (B)		
12	8	20	10	732012/8X2	
14	8	20	10	732014/8X2	
12	10	20	10	732012/10X2	
14	10	20	10	732014/10X2	



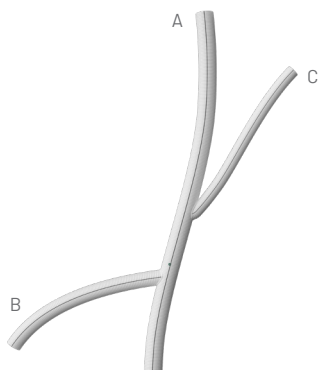
Trifurcate arch graft with side branch

Bore Size (mm)				Usable Length (cm)				Catalog No.
Main Body (A)	Side Branch (B)	Side Branch (C)	Side Branch (D)	Main Body (A)	Side Branch (B)	Side Branch (C)	Side Branch (D)	
10	8	8	10	30	10	10	10	731010/8X2
12	8	8	10	30	10	10	10	731210/8X2
12	8	10	10	30	10	10	10	73128/10X2



Trifurcate arch Y graft

Bore Size (mm)			Usable Length (cm)			Catalog No.
Main Body (A)	Side Branch (B)	Side Branch (C)	Main Body (A)	Side Branch (B)	Side Branch (C)	
12	8	8	20	15	15	732012/8X2A
14	10	10	20	15	15	732014/10X2A



Thoracic arch graft with radiopaque markers

Bore Size (mm)			Usable Length (cm)			Catalog No.
Main Body (A)	Side Branch (B)	Side Branch (C)	Main Body (A)	Side Branch (B)	Side Branch (C)	
12	10	8	22	25	13	732212/10/8CRM
14	10	10	22	25	13	732214/10/10CRM

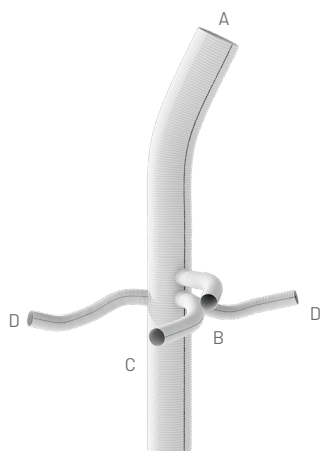


Trifurcate graft with side branch and radiopaque markers

Bore Size (mm)				Usable Length (cm)				Catalog No.
Main Body (A)	Side Branch (B)	Side Branch (C)	Side Branch (D)	Main Body (A)	Side Branch (B)	Side Branch (C)	Side Branch (D)	
12	10	10	6	15	15	30	30	731206/10/10RM
14	10	10	7	15	15	30	30	731407/10/10RM
16	10	10	8	15	15	30	30	731608/10/10RM
16	10	8	8	15	15	30	30	731608/8/10RM

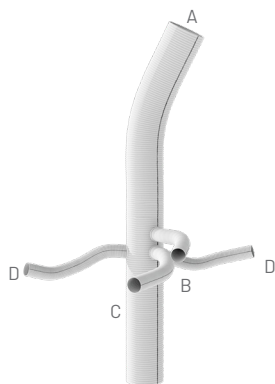
Gelweave™ Thoracoabdominal Grafts

Coselli Thoracoabdominal graft



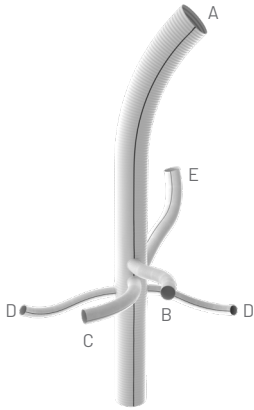
Bore Size (mm)				Usable Length (cm)				Catalog No.
Main Body (A)	Side Branch (B)	Side Branch (C)	Side Branches (D)	Main Body (A)	Side Branch (B)	Side Branch (C)	Side Branches (D)	
20	10	10	8	60	10	10	10	732010108/8S4
22	10	10	8	60	10	10	10	732210108/8S4
24	10	10	8	60	10	10	10	732410108/8S4
26	10	10	8	60	10	10	10	732610108/8S4
28	10	10	8	60	10	10	10	732810108/8S4
30	10	10	8	60	10	10	10	733010108/8S4

Thoracoabdominal graft



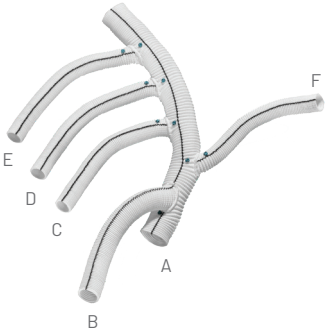
Bore Size (mm)				Usable Length (cm)				Catalog No.
Main Body (A)	Side Branch (B)	Side Branch (C)	Side Branches (D)	Main Body (A)	Side Branch (B)	Side Branch (C)	Side Branches (D)	
20	6	8	6	60	10	10	10	7320668/6
22	6	8	6	60	10	10	10	7322668/6
24	6	8	6	60	10	10	10	7324668/6
26	6	8	6	60	10	10	10	7326668/6
28	6	8	6	60	10	10	10	7328668/6
30	6	8	6	60	10	10	10	7330668/6
20	8	8	8	60	10	10	10	7320888/8
22	8	8	8	60	10	10	10	7322888/8
24	8	8	8	60	10	10	10	7324888/8
26	8	8	8	60	10	10	10	7326888/8
28	8	8	8	60	10	10	10	7328888/8
30	8	8	8	60	10	10	10	7330888/8

5-branch Thoracoabdominal graft



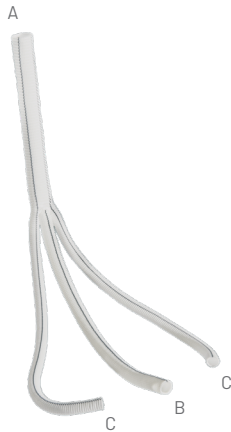
Bore Size (mm)					Usable Length (cm)					Catalog No.
Main Body (A)	Side Branch (B)	Side Branch (C)	Side Branch (D)	Side Branch (E)	Main Body (A)	Side Branch (B)	Side Branch (C)	Side Branch (D)	Side Branch (E)	
20	10	10	8	14	60	15	15	15	20	7320101088/14
22	10	10	8	14	60	15	15	15	20	7322101088/14
24	10	10	8	14	60	15	15	15	20	7324101088/14
26	10	10	8	14	60	15	15	15	20	7326101088/14
28	10	10	8	14	60	15	15	15	20	7328101088/14
30	10	10	8	14	60	15	15	15	20	7330101088/14
32	10	10	8	14	60	15	15	15	20	7332101088/14

Thoracoabdominal graft with radiopaque markers



Bore Size (mm)						Usable Length (cm)						Catalog No.
Main Body (A)	Side Branch (B)	Side Branch (C)	Side Branch (D)	Side Branch (E)	Side Branch (F)	Main Body (A)	Side Branch (B)	Side Branch (C)	Side Branch (D)	Side Branch (E)	Side Branch (F)	
14	10	8	8	6	6	25	25	25	25	25	25	7314886/6/10BRM
14	10	8	8	8	8	25	25	25	25	25	25	7314888/8/10BRM

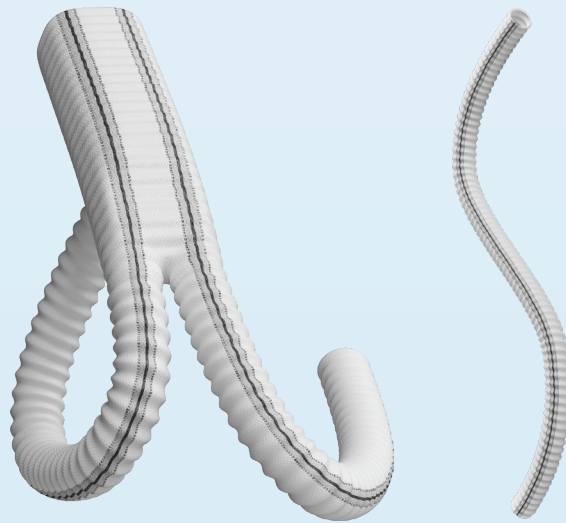
Thoracoabdominal trifurcate graft




Bore Size (mm)				Usable Length (cm)	Catalog No.
Main Body (A)	Central Branch (B)	Lateral Branch (C)			
12	7	6		45	731206/7
14	7	7		45	731407/7
16	7	8		45	731608/7

Gelsoft™ Plus Product Family

The innovative Köper knitted structure maintains the advantages of warp knitted structure such as good handling & fray resistance¹² whilst offering superior dilation resistance and suture retention strength¹³.





Gelsoft™ Plus Straight Grafts

The world's only dilation resistant Körper knitted gelatin sealed polyester vascular graft ¹³.

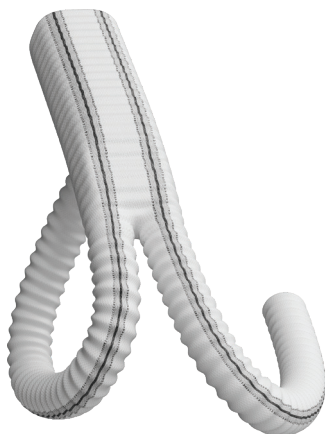
Features

The innovative Körper knitted structure maintains the advantages of warp knitted structure such as good handling & fray resistance ¹² whilst offering:

- ▶ superior dilation resistance ¹³
- ▶ suture retention strength ¹³

Straight graft

Bore Size (mm)	Usable Length (cm)	Catalog No.
6	15	631506P
6	30	633006P
6	40	634006P
6	60	636006P
7	15	631507P
7	30	633007P
7	40	634007P
7	60	636007P
8	15	631508P
8	30	633008P
8	40	634008P
8	60	636008P
10	15	631510P
10	30	633010P
10	60	636010P
12	15	631512P
12	30	633012P
12	60	636012P
14	15	631514P
14	30	633014P
14	60	636014P
16	15	631516P
16	30	633016P
16	60	636016P
18	12.5	631218P
18	25	632518P
18	50	635018P
20	12.5	631220P
20	25	632520P
20	50	635020P
22	12.5	631222P
22	25	632522P
22	50	635022P
24	12.5	631224P
24	25	632524P
24	50	635024P




Gelsoft™ Plus Bifurcate Grafts

The Gelsoft™ Plus bifurcate grafts are gelatin sealed and are indicated for abdominal and peripheral applications.

Bifurcate graft

Main Bore Size (mm)	Leg Bore Size (mm)	Usable Length (cm)	Catalog No.
12	6	45	631206P
14	7	45	631407P
16	8	45	631608P
18	9	45	631809P
20	10	45	632010P
22	11	45	632211P
24	12	45	632412P
12	6	50	631206P50
14	7	50	631407P50
16	8	50	631608P50
18	9	50	631809P50
20	10	50	632010P50
22	11	50	632211P50
24	12	50	632412P50

Gelsoft™ Plus ERS Grafts



ERS Axillo-Femorals

Peelable support

Bore Size (mm)	Usable Length (cm)	Supported Length (cm)	Catalog No.
6	75	60	670006P
8	75	60	670008P
10	75	60	670010P
8	100	85	680008P
10	100	85	680010P

ERS Femoro-Femoral

Bore Size (mm)	Usable Length (cm)	Supported Length (cm)	Catalog No.
6	30	10	673006P
8	30	10	673008P
6	40	20	674006P
8	40	20	674008P

ERS Axillo-Bifemoral

90° angle with 60cm branch

Bore Size (mm)	Usable Length (cm)	Supported Length (cm)	Catalog No.
8x8	100x60	40	690808P
10x10	100x60	40	691010P

ERS Equi-Flo™

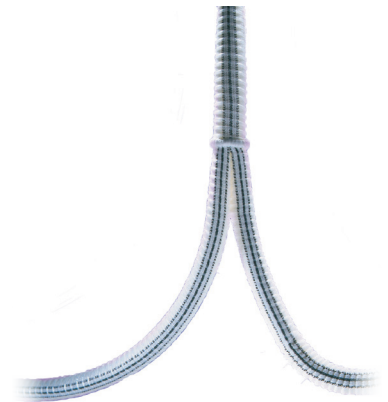
Axillo-bifemoral bifurcate

Bore Size (mm)	Usable Length (cm)	Supported Length (cm)	Catalog No.
8x7	50x40	35x10x10	690807P
10x8	50x40	35x10x10	691008P

ERS Equi-Flo™

Axillo-bifemoral bifurcate with extended support

Bore Size (mm)	Usable Length (cm)	Supported Length (cm)	Catalog No.
8x7	50x40	35x25x7	690807AP
10x8	50x40	35x25x7	691008AP






Thin Wall Carotid Patches

A thin wall Körper knitted patch (wall thickness 0.36 mm) for carotid arterial repair.

Thin wall carotid patch

Size (cm)	Thickness (mm)	Catalog No.
6 x 75	0.36	920675T
8 x 75	0.36	920875T
10 x 50	0.36	921050T
10 x 75	0.36	921075T
10 x 100	0.36	921010T
10 x 150	0.36	921015T
15 x 50	0.36	921550T
15 x 75	0.36	921575T
25 x 120	0.36	922512T



Gelsoft™ Patch

Gelsoft™ patches are indicated for vascular or cardiovascular repair particularly for peripheral use.

Gelsoft Patch

Size (cm)	Thickness (mm)	Catalog No.
5 x 1.5	0.46	960501
7 x 1.5	0.46	960701
10 x 1.5	0.46	961001
6 x 3	0.46	960603
8 x 4	0.46	960804
12 x 4	0.46	961204
12 x 8	0.46	961208



Gelseal™ Patch

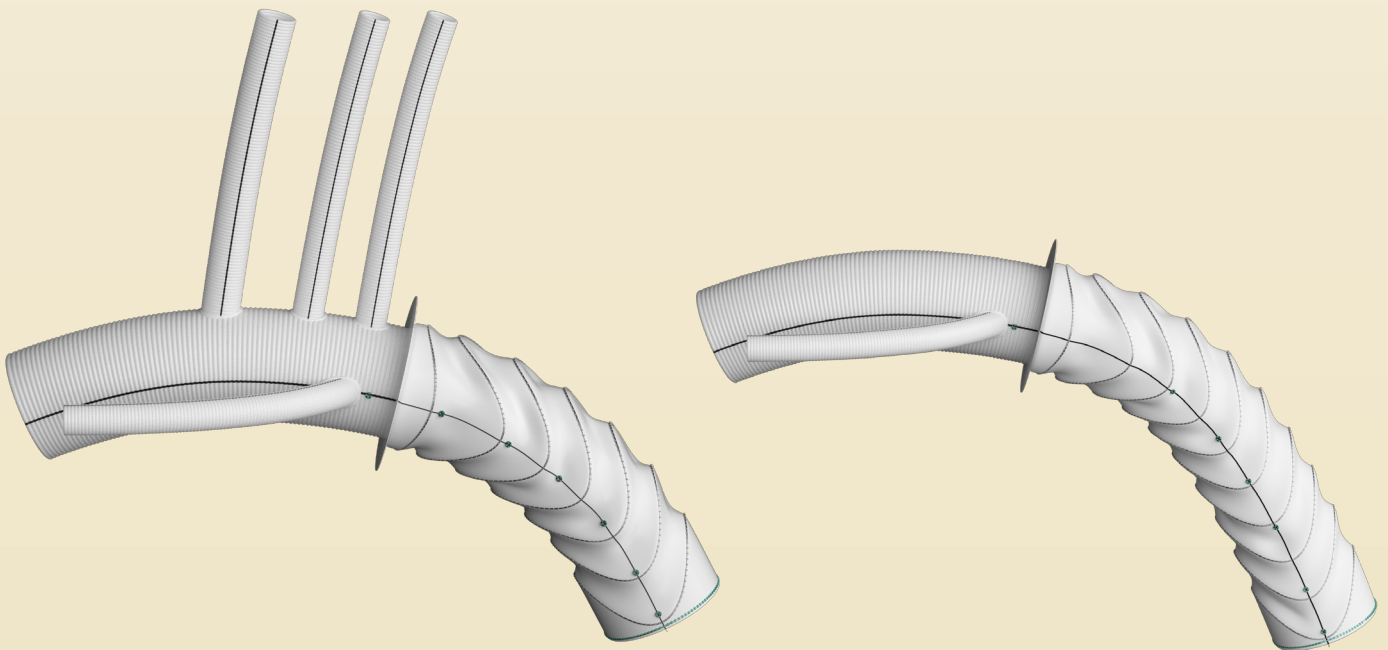
Gelseal™ patches are indicated for vascular or cardiovascular repair particularly for thoracic applications.

Gelseal Patch

Size (cm)	Thickness (mm)	Catalog No.
80 x 40	0.53	950804
120 x 40	0.53	951204
120 x 80	0.53	951208

Thoraflex™ Hybrid

The world's first multi-branched Frozen Elephant Trunk Device with Plexus & Ante-Flo™ configurations for individual arch vessel reconstruction or the Island Technique



Thoraflex™ Hybrid Plexus

Thoraflex Hybrid Plexus facilitates individual arch vessel reconstruction.

Features

- ▶ Gelweave™ Siena Collar ensures easier and safer anastomosis of the prosthesis to the aorta reducing the haemodynamic traction on the anastomosis ¹⁴
- ▶ 24 to 40mm stent options
- ▶ Radiopaque markers simplify secondary procedures if needed ¹⁴
- ▶ Earlier re-warming ^{14, 15}, reduced myocardial ischaemia ¹⁶, lower body ischaemia ^{14, 15} & operating times ¹⁷
- ▶ Compact design with easy deployment system ¹⁴
- ▶ Potential for one-stage operation ¹⁸

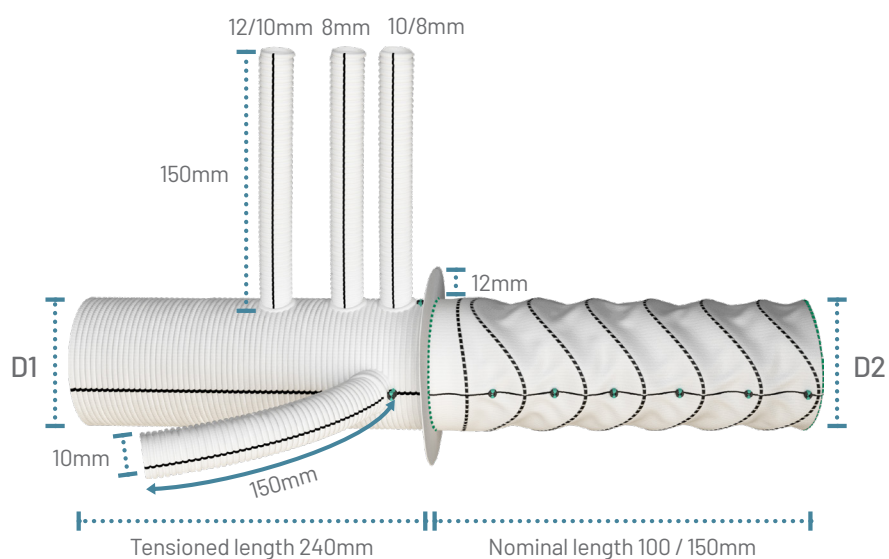
Plexus Device

Graft ID - D1 (mm)	Stent-Graft OD - D2 (mm)	Catalog Number
22	24	THP2224 X 100A
24	26	THP2426 X 100A
26	28	THP2628 X 100A
28	30	THP2830 X 100A
30	32	THP3032 X 100A
30	34	THP3034 X 100A
30	36	THP3036 X 100A
30	38	THP3038 X 100A
30	40	THP3040 X 100A
32	40	THP3240 X 100A

Graft ID - D1 (mm)	Stent-Graft OD - D2 (mm)	Catalog Number
22	24	THP2224 X 150A
24	26	THP2426 X 150A
26	28	THP2628 X 150A
28	30	THP2830 X 150A
30	32	THP3032 X 150A
30	34	THP3034 X 150A
30	36	THP3036 X 150A
30	38	THP3038 X 150A
30	40	THP3040 X 150A
32	40	THP3240 X 150A

Note

The branches on THP2224 X 100A, THP2426 X 100A, THP2224 X 150A and THP2426 X 150A are as follows: 10mm, 8mm & 8mm.



Note: drawing not to scale

Thoraflex™ Hybrid Ante-Flo™

Thoraflex Hybrid Ante-Flo facilitates the island technique.

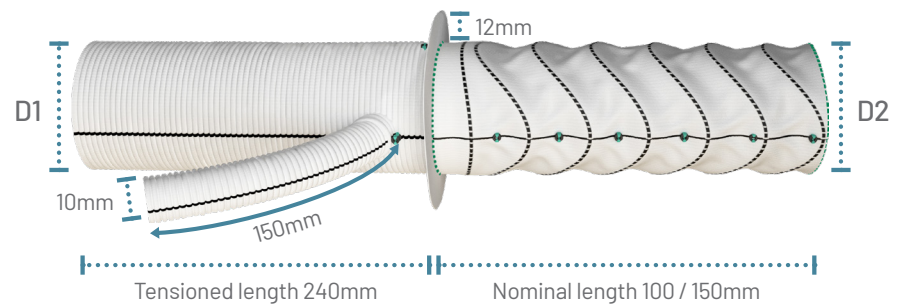
Features

- ▶ Gelweave™ Siena Collar ensures easier and safer anastomosis of the prosthesis to the aorta reducing the haemodynamic traction on the anastomosis ¹⁴
- ▶ 24 to 40mm stent options
- ▶ Radiopaque markers simplify secondary procedures if needed ¹⁴
- ▶ Earlier re-warming ^{14,15}, lower body ischaemia ^{14,15} & operating times ¹⁷
- ▶ Compact design with easy deployment system ¹⁴
- ▶ Potential for one-stage operation ¹⁸

Ante-Flo

Graft ID - D1 (mm)	Stent-Graft OD - D2 (mm)	Catalog Number
22	24	THA2224 X 100A
24	26	THA2426 X 100A
26	28	THA2628 X 100A
28	30	THA2830 X 100A
30	32	THA3032 X 100A
30	34	THA3034 X 100A
30	36	THA3036 X 100A
30	38	THA3038 X 100A
30	40	THA3040 X 100A
32	40	THA3240 X 100A

Graft ID - D1 (mm)	Stent-Graft OD - D2 (mm)	Catalog Number
22	24	THA2224 X 150A
24	26	THA2426 X 150A
26	28	THA2628 X 150A
28	30	THA2830 X 150A
30	32	THA3032 X 150A
30	34	THA3034 X 150A
30	36	THA3036 X 150A
30	38	THA3038 X 150A
30	40	THA3040 X 150A
32	40	THA3240 X 150A



TREO[®] Product Family

TREO[®] provides a wide range of endovascular device configurations to address the abdominal anatomy of each individual patient.



TREO® Abdominal Stent-Graft System

Every aspect of the TREO® Abdominal Stent-Graft System is engineered for performance. As the only EVAR solution with dual proximal fixation and active leg fixation, TREO® offers the next advancement in abdominal stent-graft solutions.

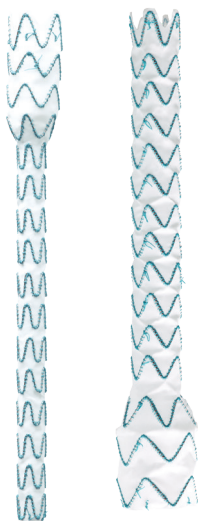
Features

- ▶ Advanced design
- ▶ Enhanced delivery
- ▶ Secure fixation
- ▶ Optimized procedure



Main Body Bifurcate

Aortic Outer Diameter (mm)	Proximal Landing Zone Minimum Length (mm)	Proximal Diameter (mm)	Contralateral Length (mm)	Profile (Fr)	Catalog Reference
17-18	15	20	80	18	28-B2-20-080U
	15	20	100	18	28-B2-20-100U
	15	20	120	18	28-B2-20-120U
18-19	15	22	80	18	28-B2-22-080U
	15	22	100	18	28-B2-22-100U
	15	22	120	18	28-B2-22-120U
19-21	15	24	80	18	28-B2-24-080U
	15	24	100	18	28-B2-24-100U
	15	24	120	18	28-B2-24-120U
21-23	15	26	80	18	28-B2-26-080U
	15	26	100	18	28-B2-26-100U
	15	26	120	18	28-B2-26-120U
23-25	15	28	80	18	28-B2-28-080U
	15	28	100	18	28-B2-28-100U
	15	28	120	18	28-B2-28-120U
25-27	15	30	80	19	28-B2-30-080U
	15	30	100	19	28-B2-30-100U
	15	30	120	19	28-B2-30-120U
27-30	15	33	80	19	28-B2-33-080U
	15	33	100	19	28-B2-33-100U
	15	33	120	19	28-B2-33-120U
30-32	15	36	80	19	28-B2-36-080U
	15	36	100	19	28-B2-36-100U
	15	36	120	19	28-B2-36-120U



Leg Extension stent-graft

Iliac Inner Diameter (mm)	Iliac Landing Zone Minimum Length (mm)	Leg Extension Distal Diameter (mm)	Covered Length (mm)	Profile (Fr)	Catalog Reference
8	10	9	80	13	28-L2-09-080U
	10	9	100	13	28-L2-09-100U
	10	9	120	13	28-L2-09-120U
	10	9	140	13	28-L2-09-140U
	10	9	160	13	28-L2-09-160U
9	10	11	80	13	28-L2-11-080U
	10	11	100	13	28-L2-11-100U
	10	11	120	13	28-L2-11-120U
	10	11	140	13	28-L2-11-140U
	10	11	160	13	28-L2-11-160U
10-11	10	13	80	13	28-L2-13-080U
	10	13	100	13	28-L2-13-100U
	10	13	120	13	28-L2-13-120U
	10	13	140	13	28-L2-13-140U
	10	13	160	13	28-L2-13-160U
12-13	10	15	80	13	28-L2-15-080U
	10	15	100	13	28-L2-15-100U
	10	15	120	13	28-L2-15-120U
	10	15	140	13	28-L2-15-140U
	10	15	160	13	28-L2-15-160U
14-15	15	17	80	14	28-L2-17-080U
	15	17	100	14	28-L2-17-100U
	15	17	120	14	28-L2-17-120U
	15	17	140	14	28-L2-17-140U
	15	17	160	14	28-L2-17-160U
16-17	15	20	80	14	28-L2-20-080U
	15	20	100	14	28-L2-20-100U
	15	20	120	14	28-L2-20-120U
	15	20	140	14	28-L2-20-140U
	15	20	160	14	28-L2-20-160U
18-20	15	24	80	14	28-L2-24-080U
	15	24	100	14	28-L2-24-100U
	15	24	120	14	28-L2-24-120U
	15	24	140	14	28-L2-24-140U
	15	24	160	14	28-L2-24-160U

Straight Extension stent-graft*

Iliac Inner Diameter (mm)	Iliac Landing Zone Minimum Length (mm)	Proximal and Distal Diameter (mm)	Covered Length (mm)	Profile (Fr)	Catalog Reference
8	10	9	80	13	28-S2-09-080U
9	10	11	80	13	28-S2-11-080U
10-11	10	13	80	13	28-S2-13-080U

* Straight Extension Stent-Grafts indicated for use only with previously implanted Leg Extension Stent-Grafts with the same distal diameter.



Proximal Cuff Extension stent-graft

Aortic Outer Diameter (Proximal Neck Angle $\leq 60^\circ$) (mm)	Proximal Landing Zone Minimum Length (mm)	Proximal and Distal Diameter (mm)	Covered Length (mm)	Profile (Fr)	Catalog Reference
17-18	15	20	40	18	28-C2-20-040U
	15	20	55	18	28-C2-20-055U
	15	20	70	18	28-C2-20-070U
18-19	15	22	40	18	28-C2-22-040U
	15	22	55	18	28-C2-22-055U
	15	22	70	18	28-C2-22-070U
19-21	15	24	40	18	28-C2-24-040U
	15	24	55	18	28-C2-24-055U
	15	24	70	18	28-C2-24-070U
21-23	15	26	40	18	28-C2-26-040U
	15	26	55	18	28-C2-26-055U
	15	26	70	18	28-C2-26-070U
23-25	15	28	40	18	28-C2-28-040U
	15	28	55	18	28-C2-28-055U
	15	28	70	18	28-C2-28-070U
25-27	15	30	40	19	28-C2-30-040U
	15	30	55	19	28-C2-30-055U
	15	30	70	19	28-C2-30-070U
27-30	15	33	40	19	28-C2-33-040U
	15	33	55	19	28-C2-33-055U
	15	33	70	19	28-C2-33-070U
30-32	15	36	40	19	28-C2-36-040U
	15	36	55	19	28-C2-36-055U
	15	36	70	19	28-C2-36-070U

Relay[®] Product Family


RELAY[®] endovascular devices are designed to help you achieve maximum precision and control in the thoracic aorta.



Relay®Pro Thoracic Stent-Graft System

Low Profile without compromise

Relay®Pro offers a low profile system without compromising performance. The platform utilises the same stent design, materials, and foundational Dual Sheath Technology of the proven Relay®Plus.



Bare Stent: Straight

	Vessel	Stent-graft		Delivery System	
	Thoracic Proximal Vessel Size (mm)	Proximal/Distal Diameter (mm)	Covered Length (mm)	Profile OD (Fr)	Catalog Number
100mm	20-21	24	90	19	28-M4-24-090-24U
	22-23	26	95	19	28-M4-26-095-26U
	24-25	28	95	19	28-M4-28-095-28U
	26-27	30	95	19	28-M4-30-095-30U
	28-29	32	95	20	28-M4-32-095-32U
	30-31	34	100	20	28-M4-34-100-34U
	32-33	36	100	20	28-M4-36-100-36U
	34	38	100	21	28-M4-38-100-38U
	35-36	40	105	21	28-M4-40-105-40U
	37-38	42	105	22	28-M4-42-105-42U
	39-40	44	105	22	28-M4-44-105-44U
	41-42	46	105	22	28-M4-46-105-46U
150mm	20-21	24	150	19	28-M4-24-150-24U
	22-23	26	155	19	28-M4-26-155-26U
	24-25	28	155	19	28-M4-28-155-28U
	26-27	30	155	19	28-M4-30-155-30U
	28-29	32	155	20	28-M4-32-155-32U
	30-31	34	145	20	28-M4-34-145-34U
	32-33	36	145	20	28-M4-36-145-36U
	34	38	145	21	28-M4 38-145-38U
	35-36	40	145	21	28-M4-40-145-40U
	37-38	42	150	22	28-M4-42-150-42U
	39-40	44	155	22	28-M4-44-155-44U
	41-42	46	155	22	28-M4-46-155-46U
200mm	20-21	24	190	19	28-M4-24-190-24U
	22-23	26	195	19	28-M4-26-195-26U
	24-25	28	195	19	28-M4-28-195-28U
	26-27	30	200	19	28-M4-30-200-30U
	28-29	32	200	20	28-M4-32-200-32U
	30-31	34	200	20	28-M4-34-200-34U
	32-33	36	190	20	28-M4-36-190-36U
	34	38	190	21	28-M4-38-190-38U
	35-36	40	195	21	28-M4-40-195-40U
	37-38	42	195	22	28-M4-42-195-42U
	39-40	44	200	22	28-M4-44-200-44U
	41-42	46	200	22	28-M4-46-200-46U

Bare Stent: Straight (continued)


	Vessel		Stent-graft		Delivery System	
	Thoracic Proximal Vessel Size (mm)	Proximal/Distal Diameter (mm)	Covered Length (mm)	Profile OD (Fr)	Catalog Number	
250mm	20-21	24	250	19	28-M4-24-250-24U	
	22-23	26	250	19	28-M4-26-250-26U	
	24-25	28	250	19	28-M4-28-250-28U	
	26-27	30	250	19	28-M4-30-250-30U	
	28-29	32	250	20	28-M4-32-250-32U	
	30-31	34	250	20	28-M4-34-250-34U	
	32-33	36	250	20	28-M4-36-250-36U	
	34	38	250	21	28-M4-38-250-38U	
	35-36	40	250	21	28-M4-40-250-40U	
	37-38	42	250	22	28-M4-42-250-42U	
	39-40	44	250	22	28-M4-44-250-44U	
	41-42	46	250	22	28-M4-46-250-46U	

Bare Stent: Tapered

	Vessel		Stent-graft		Delivery System		
	Proximal Diameter (mm)	Distal Diameter (mm)	Proximal/Distal Diameter (mm)	Covered Length (mm)	Profile OD (Fr)	Catalog Number	
150mm	24-25	20-21	28/24	155	19	28-M4-28-155-24U	
	26-27	22-23	30/26	155	19	28-M4-30-155-26U	
	28-29	24-25	32/28	155	20	28-M4-32-155-28U	
	30-31	26-27	34/30	145	20	28-M4-34-145-30U	
	32-33	28-29	36/32	145	20	28-M4-36-145-32U	
	34	30-31	38/34	145	21	28-M4-38-145-34U	
	35-36	32-33	40/36	145	21	28-M4-40-145-36U	
	37-38	34	42/38	150	22	28-M4-42-150-38U	
	39-40	35-36	44/40	155	22	28-M4-44-155-40U	
	41-42	37-38	46/42	155	22	28-M4-46-155-42U	
	200mm	24-25	20-21	28/24	195	19	28-M4-28-195-24U
		26-27	22-23	30/26	200	19	28-M4-30-200-26U
28-29		24-25	32/28	200	20	28-M4-32-200-28U	
30-31		26-27	34/30	200	20	28-M4-34-200-30U	
32-33		28-29	36/32	190	20	28-M4-36-190-32U	
34		30-31	38/34	190	21	28-M4-38-190-34U	
35-36		32-33	40/36	195	21	28-M4-40-195-36U	
37-38		34	42/38	195	22	28-M4-42-195-38U	
39-40		35-36	44/40	200	22	28-M4-44-200-40U	
41-42		37-38	46/42	200	22	28-M4-46-200-42U	
250mm		24-25	20-21	28/24	250	19	28-M4-28-250-24U
		26-27	22-23	30/26	250	19	28-M4-30-250-26U
	28-29	24-25	32/28	250	20	28-M4-32-250-28U	
	30-31	26-27	34/30	250	20	28-M4-34-250-30U	
	32-33	28-29	36/32	250	20	28-M4-36-250-32U	
	34	30-31	38/34	250	21	28-M4-38-250-34U	
	35-36	32-33	40/36	250	21	28-M4-40-250-36U	
	37-38	34	42/38	250	22	28-M4-42-250-38U	
	39-40	35-36	44/40	250	22	28-M4-44-250-40U	
	41-42	37-38	46/42	250	22	28-M4-46-250-42U	

Select the appropriate device size based on artery outer diameter measurement taken from CT images.

Non-Bare Stent: Straight



	Vessel	Stent-graft		Delivery System	
	Thoracic Proximal Vessel Size (mm)	Proximal/Distal Diameter (mm)	Covered Length (mm)	Profile OD (Fr)	Catalog Number
100mm	20-21	24	99	19	28-N4-24-099-24U
	22-23	26	104	19	28-N4-26-104-26U
	24-25	28	104	20	28-N4-28-104-28U
	26-27	30	104	20	28-N4-30-104-30U
	28-29	32	104	21	28-N4-32-104-32U
	30-31	34	109	21	28-N4-34-109-34U
	32-33	36	109	22	28-N4-36-109-36U
	34	38	109	22	28-N4-38-109-38U
	35-36	40	114	22	28-N4-40-114-40U
	37-38	42	114	23	28-N4-42-114-42U
	39-40	44	114	23	28-N4-44-114-44U
	41-42	46	114	23	28-N4-46-114-46U
150mm	20-21	24	159	19	28-N4-24-159-24U
	22-23	26	164	19	28-N4-26-164-26U
	24-25	28	164	20	28-N4-28-164-28U
	26-27	30	164	20	28-N4-30-164-30U
	28-29	32	164	21	28-N4-32-164-32U
	30-31	34	154	21	28-N4-34-154-34U
	32-33	36	154	22	28-N4-36-154-36U
	34	38	154	22	28-N4-38-154-38U
	35-36	40	154	22	28-N4-40-154-40U
	37-38	42	159	23	28-N4-42-159-42U
	39-40	44	164	23	28-N4-44-164-44U
	41-42	46	164	23	28-N4-46-164-46U
200mm	20-21	24	199	19	28-N4-24-199-24U
	22-23	26	204	19	28-N4-26-204-26U
	24-25	28	204	20	28-N4-28-204-28U
	26-27	30	209	20	28-N4-30-209-30U
	28-29	32	209	21	28-N4-32-209-32U
	30-31	34	209	21	28-N4-34-209-34U
	32-33	36	199	22	28-N4-36-199-36U
	34	38	199	22	28-N4-38-199-38U
	35-36	40	204	22	28-N4-40-204-40U
	37-38	42	204	23	28-N4-42-204-42U
	39-40	44	209	23	28-N4-44-209-44U
	41-42	46	209	23	28-N4-46-209-46U
250mm	20-21	24	259	19	28-N4-24-259-24U
	22-23	26	259	19	28-N4-26-259-26U
	24-25	28	259	20	28-N4-28-259-28U
	26-27	30	259	20	28-N4-30-259-30U
	28-29	32	259	21	28-N4-32-259-32U
	30-31	34	259	21	28-N4-34-259-34U
	32-33	36	259	22	28-N4-36-259-36U
	34	38	259	22	28-N4-38-259-38U
	35-36	40	259	22	28-N4-40-259-40U
	37-38	42	259	23	28-N4-42-259-42U
	39-40	44	259	23	28-N4-44-259-44U
	41-42	46	259	23	28-N4-46-259-46U

Non-Bare Stent: Tapered

	Vessel		Stent-graft		Delivery System	
	Proximal Diameter (mm)	Distal Diameter (mm)	Proximal/Distal Diameter (mm)	Covered Length (mm)	Profile OD (Fr)	Catalog Number
150mm	24-25	20-21	28/24	164	20	28-N4-28-164-24U
	26-27	22-23	30/26	164	20	28-N4-30-164-26U
	28-29	24-25	32/28	164	21	28-N4-32-164-28U
	30-31	26-27	34/30	154	21	28-N4-34-154-30U
	32-33	28-29	36/32	154	22	28-N4-36-154-32U
	34	30-31	38/34	154	22	28-N4-38-154-34U
	35-36	32-33	40/36	154	22	28-N4-40-154-36U
	37-38	34	42/38	159	23	28-N4-42-159-38U
	39-40	35-36	44/40	164	23	28-N4-44-164-40U
	41-42	37-38	46/42	164	23	28-N4-46-164-42U
200mm	24-25	20-21	28/24	204	20	28-N4-28-204-24U
	26-27	22-23	30/26	209	20	28-N4-30-209-26U
	28-29	24-25	32/28	209	21	28-N4-32-209-28U
	30-31	26-27	34/30	209	21	28-N4-34-209-30U
	32-33	28-29	36/32	199	22	28-N4-36-199-32U
	34	30-31	38/34	199	22	28-N4-38-199-34U
	35-36	32-33	40/36	204	22	28-N4-40-204-36U
	37-38	34	42/38	204	23	28-N4-42-204-38U
	39-40	35-36	44/40	209	23	28-N4-44-209-40U
	41-42	37-38	46/42	209	23	28-N4-46-209-42U
250mm	24-25	20-21	28/24	259	20	28-N4-28-259-24U
	26-27	22-23	30/26	259	20	28-N4-30-259-26U
	28-29	24-25	32/28	259	21	28-N4-32-259-28U
	30-31	26-27	34/30	259	21	28-N4-34-259-30U
	32-33	28-29	36/32	259	22	28-N4-36-259-32U
	34	30-31	38/34	259	22	28-N4-38-259-34U
	35-36	32-33	40/36	259	22	28-N4-40-259-36U
	37-38	34	42/38	259	23	28-N4-42-259-38U
	39-40	35-36	44/40	259	23	28-N4-44-259-40U
	41-42	37-38	46/42	259	23	28-N4-46-259-42U

Select the appropriate device size based on artery outer diameter measurement taken from CT images.


Relay®Plus Thoracic Stent-Graft System

Inspired by the challenge to create a better solution for the thoracic aorta, Relay®Plus was specifically designed to:

- ▶ Respect the thoracic anatomy
- ▶ Consistently deliver predictable outcomes
- ▶ Provide clinicians with more confidence to treat their patients

The foundational technology in Relay®Plus enables the future of thoracic aorta solutions.

Bare Stent: Straight



Vessel Diameter (mm)	Stent-graft			Delivery System			Catalog No.
	Proximal/Distal Diameter (mm)	Length Category (mm)	Covered Length (mm)	DS OD (Fr)	Usable Length (cm)	Tip to Graft (cm)	
19	22	100	90	22	90	6.0	28-M3 22 090 22 22 90U
	22	150	150	22	90	6.0	28-M3 22 150 22 22 90U
	22	200	190	22	90	6.0	28-M3 22 190 22 22 90U
	22	250	250	23	90	6.2	28-M3 22 250 22 23 90U
20-21	24	100	90	22	90	6.1	28-M3 24 090 24 22 90U
	24	150	150	22	90	6.1	28-M3 24 150 24 22 90U
	24	200	190	22	90	6.1	28-M3 24 190 24 22 90U
22-23	24	250	250	23	90	6.3	28-M3 24 250 24 23 90U
	26	100	95	22	90	6.1	28-M3 26 095 26 22 90U
	26	150	155	22	90	6.1	28-M3 26 155 26 22 90U
	26	200	195	22	90	6.1	28-M3 26 195 26 22 90U
24-25	26	250	250	23	90	6.3	28-M3 26 250 26 23 90U
	28	100	95	22	90	6.2	28-M3 28 095 28 22 90U
	28	150	155	22	90	6.2	28-M3 28 155 28 22 90U
	28	200	195	22	90	6.2	28-M3 28 195 28 22 90U
26-27	28	250	250	23	90	6.4	28-M3 28 250 28 23 90U
	30	100	95	22	90	6.3	28-M3 30 095 30 22 90U
	30	150	155	22	90	6.3	28-M3 30 155 30 22 90U
	30	200	200	23	90	6.5	28-M3 30 200 30 23 90U
28-29	30	250	250	23	90	6.5	28-M3 30 250 30 23 90U
	32	100	95	22	90	6.4	28-M3 32 095 32 22 90U
	32	150	155	22	90	6.4	28-M3 32 155 32 22 90U
	32	200	200	23	90	6.6	28-M3 32 200 32 23 90U
30-31	32	250	250	24	90	6.8	28-M3 32 250 32 24 90U
	34	100	100	23	90	6.6	28-M3 34 100 34 23 90U
	34	150	145	23	90	6.6	28-M3 34 145 34 23 90U
	34	200	200	24	90	6.8	28-M3 34 200 34 24 90U
32-33	34	250	250	24	90	6.8	28-M3 34 250 34 24 90U
	36	100	100	23	90	6.7	28-M3 36 100 36 23 90U
	36	150	145	24	90	6.9	28-M3 36 145 36 24 90U
	36	200	190	24	90	6.9	28-M3 36 190 36 24 90U
34	36	250	250	24	90	6.9	28-M3 36 250 36 24 90U
	38	100	100	24	90	7.0	28-M3 38 100 38 24 90U
	38	150	145	24	90	7.0	28-M3 38 145 38 24 90U
	38	200	190	25	90	7.2	28-M3 38 190 38 25 90U
35-36	38	250	250	25	90	7.2	28-M3 38 250 38 25 90U
	40	100	105	24	90	7.1	28-M3 40 105 40 24 90U
	40	150	145	25	90	7.3	28-M3 40 145 40 25 90U
	40	200	195	25	90	7.3	28-M3 40 195 40 25 90U
	40	250	250	25	90	7.3	28-M3 40 250 40 25 90U

Bare Stent: Straight (continued)

Vessel Diameter (mm)	Stent-graft			Delivery System			Catalog No.
	Proximal/ Distal Diameter (mm)	Length Category (mm)	Covered Length (mm)	DS OD (Fr)	Usable Length (cm)	Tip to Graft (cm)	
37-38	42	100	105	25	90	7.3	28-M3 42 105 42 25 90U
	42	150	150	25	90	7.3	28-M3 42 150 42 25 90U
	42	200	195	25	90	7.3	28-M3 42 195 42 25 90U
	42	250	250	25	90	7.3	28-M3 42 250 42 25 90U
39-40	44	100	105	25	90	7.4	28-M3 44 105 44 25 90U
	44	150	155	25	90	7.4	28-M3 44 155 44 25 90U
	44	200	200	25	90	7.4	28-M3 44 200 44 25 90U
	44	250	250	26	90	7.4	28-M3 44 250 44 26 90U
41-42	46	100	105	26	90	7.4	28-M3 46 105 46 26 90U
	46	150	155	26	90	7.4	28-M3 46 155 46 26 90U
	46	200	200	26	90	7.4	28-M3 46 200 46 26 90U
	46	250	250	26	90	7.4	28-M3 46 250 46 26 90U




Bare Stent: Tapered

Vessel Diameter (mm)	Stent-graft			Delivery System			Catalog No.
	Proximal/ Distal Diameter (mm)	Length Category (mm)	Covered Length (mm)	DS OD (Fr)	Usable Length (cm)	Tip to Graft (cm)	
24-25	28/24	150	155	22	90	6.2	28-M3 28 155 24 22 90U
	28/24	200	195	22	90	6.2	28-M3 28 195 24 22 90U
	28/24	250	250	23	90	6.4	28-M3 28 250 24 23 90U
26-27	30/26	150	155	22	90	6.3	28-M3 30 155 26 22 90U
	30/26	200	200	23	90	6.5	28-M3 30 200 26 23 90U
	30/26	250	250	23	90	6.5	28-M3 30 250 26 23 90U
28-29	32/28	150	155	22	90	6.4	28-M3 32 155 28 22 90U
	32/28	200	200	23	90	6.6	28-M3 32 200 28 23 90U
	32/28	250	250	24	90	6.8	28-M3 32 250 28 24 90U
30-31	34/30	150	145	23	90	6.6	28-M3 34 145 30 23 90U
	34/30	200	200	24	90	6.8	28-M3 34 200 30 24 90U
	34/30	250	250	24	90	6.8	28-M3 34 250 30 24 90U
32-33	36/32	150	145	24	90	6.9	28-M3 36 145 32 24 90U
	36/32	200	190	24	90	6.9	28-M3 36 190 32 24 90U
	36/32	250	250	24	90	6.9	28-M3 36 250 32 24 90U
34	38/34	150	145	24	90	7.0	28-M3 38 145 34 24 90U
	38/34	200	190	25	90	7.2	28-M3 38 190 34 25 90U
	38/34	250	250	25	90	7.2	28-M3 38 250 34 25 90U
35-36	40/36	150	145	25	90	7.3	28-M3 40 145 36 25 90U
	40/36	200	195	25	90	7.3	28-M3 40 195 36 25 90U
	40/36	250	250	25	90	7.3	28-M3 40 250 36 25 90U
37-38	42/38	150	150	25	90	7.3	28-M3 42 150 38 25 90U
	42/38	200	195	25	90	7.3	28-M3 42 195 38 25 90U
	42/38	250	250	25	90	7.3	28-M3 42 250 38 25 90U
39-40	44/40	150	155	25	90	7.4	28-M3 44 155 40 25 90U
	44/40	200	200	25	90	7.4	28-M3 44 200 40 25 90U
	44/40	250	250	26	90	7.4	28-M3 44 250 40 26 90U
41-42	46/42	150	155	26	90	7.4	28-M3 46 155 42 26 90U
	46/42	200	200	26	90	7.4	28-M3 46 200 42 26 90U
	46/42	250	250	26	90	7.4	28-M3 46 250 42 26 90U

Aortic Balloon

Aortic modeling balloon designed for exceptional inflation control and the broadest balloon diameter range, up to 50mm. It has the lowest available profile.*



Lowest available profile balloon*

Features

- ▶ 10 French sheath compatible
- ▶ 10mm to 50mm inflation diameters
- ▶ 120cm length for ideal compatibility with TREO® and RELAY® stent-grafts



Terumo Aortic Balloon Recommended Inflation Volume

Recommended Inflation Volume (cc)	Balloon Diameter (mm)
3	10
6	20
16	30
32	40
44	45
60	50

Terumo Aortic Balloon Catheter Catalog Number

Catalog Number	Catheter Effective Length (cm)
28-W1-50-08-120G	120

* Compared to Medtronic Reliant and Cook CODA.

References


1. De Paulis R et al. One-year Appraisal of a New Aortic Root Conduit with Sinuses of Valsalva. *J Thorac Cardiovasc Surg*, 2002 January; 123(1):33-39.
2. De Paulis R et al. A New Aortic Dacron Conduit for Surgical Treatment of Aortic Root Pathology. *Ital Heart J*, 2000 July; 1(7):457-63.
3. Schoenhoff FS et al. The Role of the Sinuses of Valsalva in Aortic Root Flow Dynamics and Aortic Root Surgery: Evaluation by Magnetic Resonance Imaging. *J Heart Valve Dis*, 2009; 18:380-385.
4. De Paulis R et al. Analysis of Valve Motion After the Reimplantation Type of Valve-Sparing Procedure (David I) with a New Aortic Root Conduit. *Ann Thorac Surg*, 2002 July; 74(1):53-7.
5. Weltert L et al. Re-creation of a sinuslike graft expansion in Bentall procedure reduces stress at the coronary button anastomoses: A finite element study. *J Thorac Cardiovasc Surg*, 2009 May; 137(5):1082-7.
6. Drury J et al. Experimental and Clinical Experience with a Gelatin Impregnated Dacron Prosthesis. *Ann Vasc Surg*, 1987 December; 1(5):542-7.
7. Ehrlich M et al. Operative Management of Aortic Aneurysms Using Profound Hypothermia & Circulatory Arrest. *International Congress on Thoracic & Thoracoabdominal Aortic Aneurysm*, 1994 June; 12-14:23-26.
8. Ehrlich M et al. The Use of Profound Hypothermia and Circulatory Arrest in Operations on the Thoracic Aorta. *Eur. J. Cardio-Thorac. Surg.*, 1997; 11:176-181.
9. Neri E. et al. The "Elephant Trunk" Technique Made Easier. *Ann Thorac Surg*, 2004; 78:17-8.
10. Strauch JT et al. Technical Advances in Total Aortic Arch Replacement. *Ann Thorac Surg*, 2004 February; 77(2):581-89.
11. Spielvogel D et al. Aortic Arch Reconstruction Using a Trifurcated Graft. *Ann Thorac Surg*, 2003 March; 75(3):1034-6.
12. Walker D et al. Novel structure for a polyester vascular prosthesis with improved mechanical properties. *The 21st Annual Meeting of the Society for Biomaterials*, 1995 March; 18-22:pp 84.
13. Goëau-Brissonnière et al. Can knitting structure affect dilation of polyester bifurcated prostheses? A randomized study with the use of helical computed tomographic scanning. *J Vasc Surg*, 2000 January; (1 Pt 1):157-63.
14. Ruggieri VG et al. Multibranched hybrid device for frozen elephant trunk: what does it change? *J Thorac Cardiovasc Surg*, 2015 July; 15(1):253-255.
15. Shrestha M et al. Total aortic arch replacement with a novel 4-branched frozen elephant trunk prosthesis: single-centre results of the first 100 patients. *J Thorac Cardiovasc Surg*, 2016 July; 152(1):148-159.
16. Di Marco L et al. The Thoraflex™ Hybrid frozen elephant trunk device: the Bologna experience. *J Vasc Endovasc Surg*, 2014; 21(3):117-123.
17. Maselli D et al. Frozen elephant trunk with Thoraflex™ Hybrid prosthesis: early results of the prospective THORA-FET registry. *AATS Aortic Symposium*, 2016 May.
18. Mariscalco G et al. Reflection from UK Aortic Group: Frozen Elephant Trunk Technique as Optimal Solution in Type A Acute Aortic Dissection. *Semin Thoracic Surg*, 2019; 31:686-690.

Index

28-B2-20-080U	28	28-L2-15-160U	29	28-M3 40 105 40 24 90U	36	28-M4-36-250-36U	33
28-B2-20-100U	28	28-L2-17-080U	29	28-M3 40 145 36 25 90U	37	28-M4-38-100-38U	32
28-B2-20-120U	28	28-L2-17-100U	29	28-M3 40 145 40 25 90U	36	28-M4-38-145-34U	33
28-B2-22-080U	28	28-L2-17-120U	29	28-M3 40 195 36 25 90U	37	28-M4 38-145-38U	32
28-B2-22-100U	28	28-L2-17-140U	29	28-M3 40 195 40 25 90U	36	28-M4-38-190-34U	33
28-B2-22-120U	28	28-L2-17-160U	29	28-M3 40 250 36 25 90U	37	28-M4-38-190-38U	32
28-B2-24-080U	28	28-L2-20-080U	29	28-M3 40 250 40 25 90U	36	28-M4-38-250-34U	33
28-B2-24-100U	28	28-L2-20-100U	29	28-M3 42 105 42 25 90U	37	28-M4-38-250-38U	33
28-B2-24-120U	28	28-L2-20-120U	29	28-M3 42 150 38 25 90U	37	28-M4-40-105-40U	32
28-B2-26-080U	28	28-L2-20-140U	29	28-M3 42 150 42 25 90U	37	28-M4-40-145-36U	33
28-B2-26-100U	28	28-L2-20-160U	29	28-M3 42 195 38 25 90U	37	28-M4-40-145-40U	32
28-B2-26-120U	28	28-L2-24-080U	29	28-M3 42 195 42 25 90U	37	28-M4-40-195-36U	33
28-B2-28-080U	28	28-L2-24-100U	29	28-M3 42 250 38 25 90U	37	28-M4-40-195-40U	32
28-B2-28-100U	28	28-L2-24-120U	29	28-M3 42 250 42 25 90U	37	28-M4-40-250-36U	33
28-B2-28-120U	28	28-L2-24-140U	29	28-M3 44 105 44 25 90U	37	28-M4-40-250-40U	33
28-B2-30-080U	28	28-L2-24-160U	29	28-M3 44 155 40 25 90U	37	28-M4-42-105-42U	32
28-B2-30-100U	28	28-M3 22 090 22 22 90U	36	28-M3 44 155 44 25 90U	37	28-M4-42-150-38U	33
28-B2-30-120U	28	28-M3 22 150 22 22 90U	36	28-M3 44 200 40 25 90U	37	28-M4-42-150-42U	32
28-B2-33-080U	28	28-M3 22 190 22 22 90U	36	28-M3 44 200 44 25 90U	37	28-M4-42-195-38U	33
28-B2-33-100U	28	28-M3 22 250 22 23 90U	36	28-M3 44 250 40 26 90U	37	28-M4-42-195-42U	32
28-B2-33-120U	28	28-M3 24 090 24 22 90U	36	28-M3 44 250 44 26 90U	37	28-M4-42-250-38U	33
28-B2-36-080U	28	28-M3 24 150 24 22 90U	36	28-M3 46 105 46 26 90U	37	28-M4-42-250-42U	33
28-B2-36-100U	28	28-M3 24 190 24 22 90U	36	28-M3 46 155 42 26 90U	37	28-M4-44-105-44U	32
28-B2-36-120U	28	28-M3 24 250 24 23 90U	36	28-M3 46 155 46 26 90U	37	28-M4-44-155-40U	33
28-C2-20-040U	30	28-M3 26 095 26 22 90U	36	28-M3 46 200 42 26 90U	37	28-M4-44-155-44U	32
28-C2-20-055U	30	28-M3 26 155 26 22 90U	36	28-M3 46 200 46 26 90U	37	28-M4-44-200-40U	33
28-C2-20-070U	30	28-M3 26 195 26 22 90U	36	28-M3 46 250 42 26 90U	37	28-M4-44-200-44U	32
28-C2-22-040U	30	28-M3 26 250 26 23 90U	36	28-M3 46 250 46 26 90U	37	28-M4-44-250-40U	33
28-C2-22-055U	30	28-M3 28 095 28 22 90U	36	28-M4-24-090-24U	32	28-M4-44-250-44U	33
28-C2-22-070U	30	28-M3 28 155 24 22 90U	37	28-M4-24-150-24U	32	28-M4-46-105-46U	32
28-C2-24-040U	30	28-M3 28 155 28 22 90U	36	28-M4-24-190-24U	32	28-M4-46-155-42U	33
28-C2-24-055U	30	28-M3 28 195 24 22 90U	37	28-M4-24-250-24U	33	28-M4-46-155-46U	32
28-C2-24-070U	30	28-M3 28 250 24 23 90U	37	28-M4-26-095-26U	32	28-M4-46-200-42U	33
28-C2-26-040U	30	28-M3 28 250 28 23 90U	36	28-M4-26-155-26U	32	28-M4-46-200-46U	32
28-C2-26-055U	30	28-M3 30 095 30 22 90U	36	28-M4-26-195-26U	32	28-M4-46-250-42U	33
28-C2-26-070U	30	28-M3 30 155 26 22 90U	37	28-M4-26-250-26U	33	28-M4-46-250-46U	33
28-C2-28-040U	30	28-M3 30 155 30 22 90U	36	28-M4-28-095-28U	32	28-N4-24-099-24U	34
28-C2-28-055U	30	28-M3 30 200 26 23 90U	37	28-M4-28-155-24U	33	28-N4-24-159-24U	34
28-C2-28-070U	30	28-M3 30 200 30 23 90U	36	28-M4-28-155-28U	32	28-N4-24-199-24U	34
28-C2-30-040U	30	28-M3 30 250 26 23 90U	37	28-M4-28-195-24U	33	28-N4-24-259-24U	34
28-C2-30-055U	30	28-M3 30 250 30 23 90U	36	28-M4-26-095-26U	32	28-N4-26-104-26U	34
28-C2-30-070U	30	28-M3 32 095 32 22 90U	36	28-M4-26-155-26U	32	28-N4-26-164-26U	34
28-C2-33-040U	30	28-M3 32 155 28 22 90U	37	28-M4-26-195-26U	32	28-N4-26-204-26U	34
28-C2-33-055U	30	28-M3 32 155 32 22 90U	36	28-M4-26-250-26U	33	28-N4-26-259-26U	34
28-C2-33-070U	30	28-M3 32 200 28 23 90U	37	28-M4-28-095-28U	32	28-N4-28-104-28U	34
28-C2-36-040U	30	28-M3 32 200 32 23 90U	36	28-M4-28-155-24U	33	28-N4-28-164-24U	35
28-C2-36-055U	30	28-M3 32 200 32 23 90U	36	28-M4-28-155-28U	32	28-N4-28-164-28U	34
28-C2-36-070U	30	28-M3 32 250 28 24 90U	37	28-M4-28-195-24U	33	28-N4-28-204-24U	35
28-L2-09-080U	29	28-M3 32 250 32 24 90U	36	28-M4-26-095-26U	32	28-N4-28-259-24U	35
28-L2-09-100U	29	28-M3 34 100 34 23 90U	36	28-M4-26-155-26U	32	28-N4-28-259-28U	34
28-L2-09-120U	29	28-M3 34 145 30 23 90U	37	28-M4-28-095-30U	32	28-N4-30-104-30U	34
28-L2-09-140U	29	28-M3 34 145 34 23 90U	36	28-M4-30-095-30U	32	28-N4-30-164-26U	35
28-L2-09-160U	29	28-M3 34 200 30 24 90U	37	28-M4-30-155-26U	33	28-N4-30-164-30U	34
28-L2-11-080U	29	28-M3 34 200 34 24 90U	36	28-M4-30-155-30U	32	28-N4-30-209-26U	35
28-L2-11-100U	29	28-M3 34 250 30 24 90U	37	28-M4-30-200-26U	33	28-N4-30-209-30U	34
28-L2-11-120U	29	28-M3 34 250 34 24 90U	36	28-M4-30-200-30U	32	28-N4-30-259-26U	35
28-L2-11-140U	29	28-M3 34 250 34 24 90U	36	28-M4-30-250-26U	33	28-N4-30-259-30U	34
28-L2-11-160U	29	28-M3 36 100 36 23 90U	36	28-M4-30-250-30U	33	28-N4-32-104-32U	34
28-L2-13-080U	29	28-M3 36 145 32 24 90U	37	28-M4-32-095-32U	32	28-N4-32-164-28U	35
28-L2-13-100U	29	28-M3 36 145 36 24 90U	36	28-M4-32-155-28U	33	28-N4-32-164-32U	34
28-L2-13-120U	29	28-M3 36 190 32 24 90U	37	28-M4-32-155-32U	32	28-N4-32-209-28U	35
28-L2-13-140U	29	28-M3 36 190 36 24 90U	36	28-M4-32-200-28U	33	28-N4-32-209-32U	34
28-L2-13-160U	29	28-M3 36 250 32 24 90U	37	28-M4-32-200-32U	32	28-N4-32-259-28U	35
28-L2-15-080U	29	28-M3 36 250 36 24 90U	36	28-M4-32-250-28U	33	28-N4-34-109-34U	34
28-L2-15-100U	29	28-M3 38 100 38 24 90U	37	28-M4-32-250-32U	33	28-N4-34-154-30U	35
28-L2-15-120U	29	28-M3 38 145 38 24 90U	36	28-M4-34-100-34U	32	28-N4-34-154-34U	34
28-L2-15-140U	29	28-M3 38 190 34 25 90U	37	28-M4-34-145-30U	33	28-N4-34-209-30U	35
		28-M3 38 190 38 25 90U	36	28-M4-34-145-34U	32	28-N4-34-209-34U	34
		28-M3 38 250 34 25 90U	37	28-M4-34-200-30U	33		
		28-M3 38 250 38 25 90U	36	28-M4-34-200-34U	32		
				28-M4-34-250-30U	33		
				28-M4-34-250-34U	33		
				28-M4-36-100-36U	32		
				28-M4-36-145-32U	33		
				28-M4-36-145-36U	32		
				28-M4-36-190-32U	33		
				28-M4-36-190-36U	32		
				28-M4-36-250-32U	33		

28-N4-34-259-30U	35	632211P	21	731407	7	733010	6
28-N4-34-259-34U	34	632211P50	21	731407/6X2RM	7	733012	6
28-N4-36-109-36U	34	632412P	21	731407/7	18	733014	6
28-N4-36-154-32U	35	632412P50	21	731407/10/10RM	17	733016	6
28-N4-36-154-36U	34	632518P	20	731407XL55	7	733018	6
28-N4-36-199-32U	35	632520P	20	731506	6	733018/6A	10
28-N4-36-199-36U	34	632522P	20	731508	6	733020	6
28-N4-36-259-32U	35	632524P	20	731510	6	733020/6A	10
28-N4-36-259-36U	34	633006P	20	731512	6	733022	6
28-N4-38-109-38U	34	633007P	20	731514	6	733022/6A	10
28-N4-38-154-34U	35	633008P	20	731516	6	733024	6
28-N4-38-154-38U	34	633010P	20	731608	7	733024/6A	10
28-N4-38-199-34U	35	633012P	20	731608/6	7	733026	6
28-N4-38-199-38U	34	633014P	20	731608/7	18	733028	6
28-N4-38-259-34U	35	633016P	20	731608/7X2RM	7	733030	6
28-N4-38-259-38U	34	634006P	20	731608/8/10RM	17	733032	6
28-N4-40-114-40U	34	634007P	20	731608/10/10RM	17	733034	6
28-N4-40-154-36U	35	634008P	20	731608XL55	7	733036	6
28-N4-40-154-40U	34	635018P	20	731809	7	733038	6
28-N4-40-204-36U	35	635020P	20	731809/6	7	734006	6
28-N4-40-204-40U	34	635022P	20	731809XL55	7	734008	6
28-N4-40-259-36U	35	635024P	20	732010	7	734020/8	9
28-N4-40-259-40U	34	636006P	20	732010/6	7	734020/10	9
28-N4-42-114-42U	34	636007P	20	732010XL55	7	734020CX4RMS	15
28-N4-42-159-38U	35	636008P	20	732012/8X2	16	734022/8	9
28-N4-42-159-42U	34	636010P	20	732012/8X2A	16	734022/10	9
28-N4-42-204-38U	35	636012P	20	732012/10X2	16	734022CX4RMS	15
28-N4-42-204-42U	34	636014P	20	732014/8X2	16	734024/8	9
28-N4-42-259-38U	35	636016P	20	732014/10X2	16	734024/10	9
28-N4-42-259-42U	34	670006P	22	732014/10X2A	16	734024CX4RMS	15
28-N4-44-114-44U	34	670008P	22	732022/8	9	734026/8	9
28-N4-44-164-40U	35	670010P	22	732022/10	9	734026/10	9
28-N4-44-164-44U	34	673006P	22	732022CX4RM	15	734026CX4RMS	15
28-N4-44-209-40U	35	673008P	22	732024/8	9	734028/8	9
28-N4-44-209-44U	34	674006P	22	732024/10	9	734028/10	9
28-N4-44-259-40U	35	674008P	22	732024CX4RM	15	734028CX4RMS	15
28-N4-44-259-44U	34	680008P	22	732026/8	9	734030	6
28-N4-46-114-46U	34	680010P	22	732026/10	9	734030/8	9
28-N4-46-164-42U	35	690807AP	22	732026CX4RM	15	734030/10	9
28-N4-46-164-46U	34	690807P	22	732028/8	9	734030CX4RMS	15
28-N4-46-209-42U	35	690808P	22	732028/10	9	734032	6
28-N4-46-209-46U	34	691008AP	22	732028CX4RM	15	734032/8	9
28-N4-46-259-42U	35	691008P	22	732030	6	734032/10	9
28-N4-46-259-46U	34	691010P	22	732030/8	9	734032CX4RMS	15
28-S2-09-080U	29	730016ADP	5	732030/10	9	734034	6
28-S2-11-080U	29	730018ADP	5	732030CX4RM	15	734034/8	9
28-S2-13-080U	29	730020ADP	5	732032	6	734034/10	9
28-W1-50-08-120G	39	730022ADP	5	732032/8	9	734034CX4RMS	15
73128/10X2	16	730024ADP	5	732032/10	9	734036	6
631206P	21	730026ADP	5	732032CX4RM	15	734038	6
631206P50	21	730028ADP	5	732034	6	735018	6
631218P	20	730030ADP	5	732034/8	9	735020	6
631220P	20	730032ADP	5	732034/10	9	735020/8RM	13
631222P	20	730034ADP	5	732034CX4RM	15	735020/10RM	13
631224P	20	731010/8X2	16	732038	6	735022	6
631407P	21	731030	6	732211	7	735022/8RM	13
631407P50	21	731032	6	732211XL55	7	735022/8S	9
631506P	20	731034	6	732212/10/8CRM	16	735022/10RM	13
631507P	20	731038	6	732214/10/10CRM	16	735022/10SE	9
631508P	20	731206	7	732412	7	735022ST	8
631510P	20	731206/7	18	732412/6	7	735022ST/8A	10
631512P	20	731206/10/10RM	17	732412XL55	7	735024	6
631514P	20	731206XL55	7	732518	6	735024/8RM	13
631516P	20	731210/8X2	16	732520	6	735024/8S	9
631608P	21	731218	6	732522	6	735024/10RM	13
631608P50	21	731220	6	732524	6	735024/10SE	9
631809P	21	731222	6	732526	6	735024ST	8
631809P50	21	731224	6	732528	6	735024ST/8A	10
632010P	21	731226	6	733006	6	735026	6
632010P50	21	731228	6	733008	6	735026/8RM	13

735026/8S.....	9	961208.....	23	73301088/10.....	11	THP3040 X 150A.....	25
735026/10RM.....	13	7314886/6/10BRM.....	18	73301088/10RM.....	13	THP3240 X 100A.....	25
735026/10SE.....	9	7314888/8/10BRM.....	18	73301488/8ARM.....	12	THP3240 X 150A.....	25
735026ST.....	8	7320128/10RME.....	14	73321088/8.....	11		
735026ST/8A.....	10	7320128/10RMF.....	14	73321088/8RM.....	13		
735028.....	6	7320148/10RME.....	14	73321088/10.....	11		
735028/8RM.....	13	7320148/10RMF.....	14	73321088/10RM.....	13		
735028/8S.....	9	7320668/6.....	17	73321488/8ARM.....	12		
735028/10RM.....	13	7320888/8.....	17	73341088/8.....	11		
735028/10SE.....	9	7322128/10RME.....	14	73341088/8RM.....	13		
735028ST.....	8	7322128/10RMF.....	14	73341088/10.....	11		
735028ST/8A.....	10	7322148/10RME.....	14	73341088/10RM.....	13		
735030/8RM.....	13	7322148/10RMF.....	14	73341488/8ARM.....	12		
735030/8S.....	9	7322668/6.....	17	732010108/8S4.....	17		
735030/10RM.....	13	7322888/8.....	17	732012810/10STD.....	11		
735030/10SE.....	9	7324128/10RME.....	14	732210108/8S4.....	17		
735030ST.....	8	7324128/10RMF.....	14	732212810/10STD.....	11		
735030ST/8A.....	10	7324148/10RME.....	14	732410108/8S4.....	17		
735032/8RM.....	13	7324148/10RMF.....	14	732412810/10STD.....	11		
735032/8S.....	9	7324668/6.....	17	732610108/8S4.....	17		
735032/10RM.....	13	7324888/8.....	17	732612810/10STD.....	11		
735032/10SE.....	9	7326128/10RME.....	14	732810108/8S4.....	17		
735032ST.....	8	7326128/10RMF.....	14	732812810/10STD.....	11		
735032ST/8A.....	10	7326148/10RME.....	14	733010108/8S4.....	17		
735034/8RM.....	13	7326148/10RMF.....	14	733012810/10STD.....	11		
735034/10RM.....	13	7326668/6.....	17	733212810/10STD.....	11		
735034/10SE.....	9	7326888/8.....	17	7320101088/14.....	18		
735034ST.....	8	7328128/10RME.....	14	7322101088/14.....	18		
735034ST/8A.....	10	7328128/10RMF.....	14	7324101088/14.....	18		
736006.....	6	7328148/10RME.....	14	7326101088/14.....	18		
736008.....	6	7328148/10RMF.....	14	7328101088/14.....	18		
736010.....	6	7328668/6.....	17	7330101088/14.....	18		
736012.....	6	7328888/8.....	17	7332101088/14.....	18		
736014.....	6	7330128/10RME.....	14	THA2224 X 100A.....	26		
736016.....	6	7330128/10RMF.....	14	THA2224 X 150A.....	26		
736018.....	6	7330148/10RME.....	14	THA2426 X 100A.....	26		
736020.....	6	7330148/10RMF.....	14	THA2426 X 150A.....	26		
736022.....	6	7330668/6.....	17	THA2628 X 100A.....	26		
736022ST/10D.....	10	7330888/8.....	17	THA2628 X 150A.....	26		
736024.....	6	7332128/10RME.....	14	THA2830 X 100A.....	26		
736024ST/10D.....	10	7332128/10RMF.....	14	THA2830 X 150A.....	26		
736026.....	6	7332148/10RME.....	14	THA3032 X 100A.....	26		
736026ST/10D.....	10	7332148/10RMF.....	14	THA3032 X 150A.....	26		
736028.....	6	73201088/8.....	11	THA3034 X 100A.....	26		
736028ST/10D.....	10	73201088/8RM.....	13	THA3034 X 150A.....	26		
736030.....	6	73201088/10.....	11	THA3036 X 100A.....	26		
736030ST/10D.....	10	73201088/10RM.....	13	THA3036 X 150A.....	26		
736032.....	6	73201488/8ARM.....	12	THA3038 X 100A.....	26		
736032ST/10D.....	10	73221088/8.....	11	THA3038 X 150A.....	26		
736034.....	6	73221088/8RM.....	13	THA3040 X 100A.....	26		
736036.....	6	73221088/10.....	11	THA3040 X 150A.....	26		
736038.....	6	73221088/10RM.....	13	THA3240 X 100A.....	26		
920675T.....	23	73221488/8ARM.....	12	THA3240 X 150A.....	26		
920875T.....	23	73241088/8.....	11	THP2224 X 100A.....	25		
921010T.....	23	73241088/8RM.....	13	THP2224 X 150A.....	25		
921015T.....	23	73241088/10.....	11	THP2426 X 100A.....	25		
921050T.....	23	73241088/10RM.....	13	THP2426 X 150A.....	25		
921075T.....	23	73241488/8ARM.....	12	THP2628 X 100A.....	25		
921550T.....	23	73261088/8.....	11	THP2628 X 150A.....	25		
921575T.....	23	73261088/8RM.....	13	THP2830 X 100A.....	25		
922512T.....	23	73261088/10.....	11	THP2830 X 150A.....	25		
950804.....	23	73261088/10RM.....	13	THP3032 X 100A.....	25		
951204.....	23	73261488/8ARM.....	12	THP3032 X 150A.....	25		
951208.....	23	73281088/8.....	11	THP3034 X 100A.....	25		
960501.....	23	73281088/8RM.....	13	THP3034 X 150A.....	25		
960603.....	23	73281088/10.....	11	THP3036 X 100A.....	25		
960701.....	23	73281088/10RM.....	13	THP3036 X 150A.....	25		
960804.....	23	73281488/8ARM.....	12	THP3038 X 100A.....	25		
961001.....	23	73301088/8.....	11	THP3038 X 150A.....	25		
961204.....	23	73301088/8RM.....	13	THP3040 X 100A.....	25		



At Terumo Aortic, we are 100% focused on
addressing every segment of the aorta,
from the aortic root to the iliacs.

terumoaortic.com

Discover solutions for every segment of the aorta

Visit our website for more information on use, indications, contraindications, warnings/precautions and availability within your market.

Open Surgical Grafts, Endovascular Devices and Thoraflex Hybrid

 Manufactured by: Bolton Medical Inc, 799 International Parkway, Sunrise, Florida 33325, United States
Vascutek Ltd, Newmains Avenue, Inchinnan, Renfrewshire PA4 9RR, United Kingdom

Aortic Balloon

 Manufactured by: QXMedical, LLC, 2820 Patton Road, St. Paul, MN 55113 United States
Distributed by: Bolton Medical Inc, 799 International Parkway, Sunrise, FL 33325 United States

Rx Only. Caution: Federal (USA) law restricts this device to sale by or on the order of a physician.
Product availability subject to local regulatory approval.

US_0186-A Jan22 • PM-05396

**TERUMO**
Aortic