

STEMCO®

BRAKE PRODUCTS



A Higher Standard of Performance.SM



STEMCO®

A Higher Standard of Performance.™

an EnPro Industries company

Introduction

STEMCO Brake Products Introduction	1
PLATINUM PERFORMANCE SYSTEM™ PLUS 7	2

Wheel Kits, Lined Shoes, New Shoes, Linings

Wheel Kit & Lined Shoes Features & Benefits	3
High Performance Brake Lining Overview	4
B-LOCK™ Anti-Rust Jacking	5
Wheel Kits, Lined Shoes, New Shoes, Brake Linings	6-36
Brake Shoe Identifier	37-41
Friction Interchange	42-43

CentriFuse® Brake Drums

Why Choose CentriFuse®?	44
CentriFuse® Weight Savings, Features & Benefits	45
CentriFuse® Application Guide	46
Brake Drum Mounting Procedures	47
CentriFuse® Lite Features & Benefits	48-49
CentriFuse® HD Features & Benefits	50-51
CentriFuse® Brake Drum Specifications by Brake Size	53-53
CentriFuse® Drum & Lightweight Hub Assemblies	54
CentriFuse® Drum & Ductile Iron Hub Assemblies	55
Brake Drum Manufacturers Interchange	56
CentriFuse® Drum Back & Band to Drum Part Number	57
Genuine Motor Wheel Cone Lock Nuts	58

Crewson Automatic Brake Adjusters

Crewson Automatic Brake Adjuster Features & Benefits	59-60
Crewson Build-A-Part Number	61
Crewson 1.30" Welded Clevis Automatic Brake Adjuster	62-63
Crewson Automatic Brake Adjuster Applications with Auto Check™	64-65
Crewson Automatic Brake Adjuster Applications without Auto Check™	66-67
Crewson Manual Brake Adjuster Applications	67
Crewson Brake Adjuster Components	68-69
Brake Adjuster Manufacturers Cross Reference	70

Hardware Kits

Hardware Kits Specifications	71-77
Hardware Kit Manufacturers Cross Reference	78-79



STEMCO Sales Representative
(800) 527-8492

Scan this code with your mobile QR reader of choice to discover more about Superior Solutions at

www.stemco.com

YOUR STARTING POINT FOR STOPPING POWER



Brake Products

For over 60 years, STEMCO has supplied only the highest quality wheel end components to the commercial vehicle market. By offering application specific high performance braking solutions, as well as industry unique products and processes like CentriFuse®, B-Lock™, the Wave Process and Crewson™, STEMCO Brake Products™ is providing an answer to the question “how do I get quieter, safer, brake systems that run cooler and last longer.”

STEMCO
BRAKE PRODUCTS™

INDUSTRY BEST WARRANTY

SERVICEABLE, AFFORDABLE, AND FLEXIBLE



PLATINUM PLUS 7
PERFORMANCE SYSTEM™

LIMITED WARRANTY

New On-Highway Original Equipment Platinum Performance Systems

PLATINUM PLUS
PERFORMANCE SYSTEM™

- Guardian® HP or Discover® Seal
- Pro-Torq® Axle Fastener
- Sentinel® Hub Cap
- STEMCO® Bearings

5 Year

PLATINUM PLUS 7
PERFORMANCE SYSTEM™
TIRE INFLATION

- Aeris™ Automatic Tire Inflation System

- Guardian® HP or Discover® Seal
- Pro-Torq® Axle Fastener
- Sentinel® Hub Cap
- STEMCO® Bearings

7 Year

PLATINUM PLUS 7
PERFORMANCE SYSTEM™
LIGHT WEIGHT

- STEMCO® CentriFuse® Drum and Hub Assembly
- STEMCO Crewson™ Automatic Brake Adjuster

- Guardian® HP or Discover® Seal
- Pro-Torq® Axle Fastener
- Sentinel® Hub Cap
- STEMCO® Bearings

7 Year

Platinum Performance Plus Systems

- Lower your operating costs, reduce downtime and increase revenue
- STEMCO Platinum Performance System Plus 7 Light Weight removes up to 150 pounds of trailer weight, dramatically increasing payload
- Light Weight and Tire Inflation Platinum Performance Systems help improve fuel efficiency performance
- Rebuildable, 3-year aftermarket warranty
- The newly redesigned Guardian® HP seal, and STEMCO manufactured precision bearings allow us to confidently move from a five to a seven year warranty on wheel end components based on major improvements in reliability and durability.

New Lined Brake Shoes and Kits



New Brake Shoes

- **GUARANTEED** minimum of 20% longer friction and drum life with STEMCO new brake shoes versus remanufactured shoes.
- **OEM QUALITY, SAFETY AND DEPENDABILITY** with STEMCO new brake shoes. No worries of not meeting the TMC specification (RP 605B) for table condition and minimum thickness which can lead to lost braking power, friction cracking, loose rivets and/or rust jacking.
- **PRE-FORMED "ROLLED" TABLES** provide a flatter mating surface for brake lining and stress-free welds. Competitors form and weld tables in the same step, and then use a process known as coining to shape the welded shoe which may cause weld stress.
- **E-COATING** prevents rust before it starts by using electrical current to deposit ("Bond") the paint to the shoe, which helps to resist rust jacking. STEMCO Brake Products shoes are environmentally tested to withstand 1,000 hours of salt spray testing.
- **HEAT TREATING*** roller and/or anchor ends hardens the steel and prevents distortion and mushrooming. Such wear, often found on competitor relined and new shoes, can result in slippage and cause excessive wear, shortening the life of your shoes.

Hardware Kits

- **RUST RESISTANT** design includes stainless steel bushings, zinc-chromate coated rollers and heavy duty E-coated springs to improve the dependability of your brakes.

**DEM replacement shoes have heat treated roller ends. Heat treating roller and anchor ends available on select shoes which are offered on a special order basis.*



HORIZON SP CREST XL VISTA HP ULTRA PEAK SP FT ULTRA PEAK FT



High performance friction with superior service and support. Contact us for brake training.

STEMCO
BRAKE PRODUCTS™

www.stemco.com

High Performance Brake Linings

HORIZON SP®



The value and performance choice for highway applications.

Horizon SP® was specially designed to be a cost effective solution for your long-haul needs. Horizon SP® is the standard performance friction formulation for normal-duty cycles, operating environments and loads.

AXLE RATING	APPLICATION(S)
Horizon SP20® 20,000 lbs.	
Horizon SP23® 23,000 lbs.	

CREST XL®



Extra life choice for demanding highway applications.

This unique brake lining is perfect for moderate to heavy-duty long-haul applications. Crest XL® exceeds the performance of the competition in the same category due to its superior formulation combined with the Wave Process.






AXLE RATING	APPLICATION
Crest XL® 20,000 lbs.	

VISTA HP®



The high performance choice for demanding applications.

If you are looking for superior performance for demanding applications, then look no further. Vista HP® offers smooth, noise-free and stable stopping power over a wide range of temperatures, pressure and speed variations.


AXLE RATING	APPLICATION(S)
Vista HP® 23,000 lbs.	   
Vista HP1® 25,000 lbs.	


ULTRA PEAK®



Superior technology for outstanding performance.

Ultra Peak® incorporates the finest raw materials and superior technology to assure maximum performance. This high-quality brake lining has been specially formulated to run quieter and extend lining life and drum life with excellent flexural strength which eliminates failure mode of friction cracking.

AXLE RATING	APPLICATION(S)
Ultra Peak® BRT 23,000 - 26,000 lbs.	   
Ultra Peak® FT 26,000 - 29,000 lbs.	  



PATENTED rust preventative technology
GUARANTEED to prevent 'Rust Jacking'
PROVEN to reduce noise and vibration

Get the full life out of your STEMCO brake lining with B-Block!

What is B-Block?

B-Block is a patented rust preventative technology that eliminates any possibility of early deterioration of the brake shoe table. B-Block is applied to the brake shoe table in an adhesive tape form before the shoe is lined. Once the lining is riveted to the B-Block core, a cold bond is formed between the table of the shoe and the lining.

How is B-Block cured?

B-Block forms an epoxy bond and a barrier between the shoe table and the lining with the initial application of the brakes. This eliminates the gap between the two, which prevents elements such as moisture and salt from getting in between the table and lining.

How does B-Block secure the lining?

B-Block along with the riveting of the lining provides total and complete lining security and insures that the integrity of the friction is maintained. B-Block has proven to work well where braking demands are severe and stress on friction is at the greatest. In such applications, it is not uncommon for lining to react to the stress with cracking in the surface. Because B-Block secures the entire friction area, such cracks will not impair the performance or durability of the lining.

Can B-Block reduce noise?

B-Block has been proven to reduce brake noise and vibration especially in industrial applications. This benefit is a result of the bond between the lining and the table.

Is B-Block guaranteed?

STEMCO LP guarantees our new brake shoes using Rome Steel and B-Block assembled in Rome, GA against 'Rust Jacking' for the life of the original STEMCO lining. If B-Block should fail, the brake shoe assembly will be replaced at our cost.

HORIZON SP[®]

CREST XL[®]

VISTA HP[®]

ULTRA PEAK[®] BRT

ULTRA PEAK[®] FT



High performance friction with superior service and support. Contact us for brake training.

STEMCO
BRAKE PRODUCTS™



Wheel Kits • Lined Shoes • Brake Lining Options by Axle Rating

	Axle Rating (lbs.)	Wheel Kit	Wheel Kit with B-Lock™	Lined Shoe	Lined Shoe with B-Lock™	Brake Lining
Crest XL	20K	WK1308ECXL	WK1308ECXLBL	LS1308ECXL	LS1308ECXLBL	1308TTDCXL
Vista HP	23K	WK1308EVHP	WK1308EVHPBL	LS1308EVHP	LS1308EVHPBL	1308TTDVHP

New Shoes:



Cam



Anchor

STEMCO
New Steel
Part #
NS-1308E

Hardware Kit:

1 Kit **HK1308E** 10 Kits **BHK1308E**



Return Spring
13/16" O.D. 7 1/8" Length
Qty. 1



Retainer Spring
Qty. 1



Roller
Qty. 2



Wheel Kits • Lined Shoes • Brake Lining Options by Axle Rating

	Axle Rating (lbs.)	Wheel Kit	Wheel Kit with B-Lock™	Lined Shoe	Lined Shoe with B-Lock™	Brake Lining
Crest XL	20K	WK1308QCXL	WK1308QCXLBL	LS1308QCXL	LS1308QCXLBL	1308TTDCXL
Vista HP	23K	WK1308QVHP	WK1308QVHPBL	LS1308QVHP	LS1308QVHPBL	1308TTDVHP

New Shoes:



Cam



Anchor

STEMCO
New Steel
Part #
NS-1308Q

Hardware Kit: 1 Kit 10 Kits
HK1308Q **BHK1308Q**



Return Spring
13/16" O.D. 7 11/16" Length
Qty. 1



Retainer Spring
Qty. 1



Roller
Qty. 2



Shoe Clip
Qty. 2



Washer
Qty. 2



Wear Plate
Qty. 1



Anchor Pin
Qty. 2



Nut
Qty. 2



Wheel Kits • Lined Shoes • Brake Lining Options by Axle Rating

	Axle Rating (lbs.)	Wheel Kit	Wheel Kit with B-Lock™	Lined Shoe	Lined Shoe with B-Lock™	Brake Lining
Crest XL	20K	WK1443ECXL	WK1443ECXLBL	LS1443ECXL	LS1443ECXLBL	1443TTDCXL
Vista HP	23K	WK1443EVHP	WK1443EVHPBL	LS1443EVHP	LS1443EVHPBL	1443TTDVHP

New Shoes:



Cam



Anchor

STEMCO
New Steel
Part #
NS-1443E

Hardware Kit: 1 Kit **HK1308E** 10 Kits **BHK1308E**



Return Spring
13/16" O.D. 7 1/8" Length
Qty. 1



Retainer Spring
Qty. 1



Roller
Qty. 2



Wheel Kits • Lined Shoes • Brake Lining Options by Axle Rating

	Axle Rating (lbs.)	Wheel Kit	Wheel Kit with B-Lock™	Lined Shoe	Lined Shoe with B-Lock™	Brake Lining
Horizon SP20	20K	WK4311ESP20	NA	LS4311ESP20	NA	4311JDSP20
CrestXL	20K	WK4311ECXL	WK4311ECXLBL	LS4311ECXL	NA	4311JDCXL
Horizon SP23	23K	WK4311ESP23	NA	LS4311ESP23	NA	4311JDSP23
Vista HP	23K	WK4311EVHP	WK4311EVHPBL	LS4311EVHP	NA	4311JDVHP
Ultra Peak BRT	23K	WK4311EBRT	NA	LS4311EBRT	NA	4311JDBRT
Vista HP1	25K	WK4311EVHP1	NA	LS4311EVHP1	NA	4311JDVHP1

New Shoes:



Cam



Anchor

STEMCO
New Steel
Part #
NS-4311E

Hardware Kit:

	1 Kit	10 Kits
	HK4311E	BHK4311E



HD Return Spring
10 13/16" Length
Qty. 1



Retainer Spring
Qty. 2



Knurled Roller
Qty. 2



Roller Pin
Qty. 2



Wheel Kits • Lined Shoes • Brake Lining Options by Axle Rating

	Axle Rating (lbs.)	Wheel Kit	Wheel Kit with B-Lock™	Lined Shoe	Lined Shoe with B-Lock™	Brake Lining
CrestXL	20K	WK4514QCXL	WK4514QCXLBL	LS4514QCXL	LS4514QCXLBL	4514GDCXL
Vista HP	23K	WK4514QVHP	WK4514QVHPBL	LS4514QVHP	LS4514QVHPBL	4514GDVHP
Ultra Peak BRT	23K	WK4514QBRT	NA	LS4514QBRT	NA	4514GDBRT

New Shoes:



Cam



Anchor

STEMCO
New Steel
Part #
NS-4514Q

Hardware Kit:

1 Kit 10 Kits 720 Kits
HK4515Q-3A BHK4515Q-3A AHK4515Q-3A



HD Return Spring
1 1/4" O.D., 8 3/8" Length
Qty. 1



Spring Pin
Qty. 2



Retainer Spring
Qty. 2



Knurled Roller
Qty. 2



Roller Retainer
Qty. 2



Anchor Pin
Qty. 2



Bushing
Qty. 2



Wheel Kits • Lined Shoes • Brake Lining Options by Axle Rating


	Axle Rating (lbs.)	Wheel Kit	Wheel Kit with B-Lock™	Lined Shoe	Lined Shoe with B-Lock™	Brake Lining
CrestXL	20K	WK4514QMCXL	WK4514QMCXLBL	LS4514QMCXL	LS4514QMCXLBL	4514GDCXL
Vista HP	23K	WK4514QMVHP	WK4514QMVHPBL	LS4514QMVHP	LS4514QMVHPBL	4514GDVHP
Ultra Peak BRT	23K	WK4514QMBRT	NA	LS4514QMBRT	NA	4514GDBRT

New Shoes:



STEMCO
New Steel
Part #
NS-4514QM

Hardware Kit: 1 Kit 10 Kits HK1657QM BHK1657QM





Wheel Kits • Lined Shoes • Brake Lining Options by Axle Rating

	Axle Rating (lbs.)	Wheel Kit	Wheel Kit with B-Lock™	Lined Shoe	Lined Shoe with B-Lock™	Brake Lining
Horizon SP20	20K	WKS4515QSP20	WKS4515QSP20BL	LSS4515QSP20	LSS4515QSP20BL	4515CDSP20 / 4515EDSP20
Crest XL	20K	WKS4515QCXL	WKS4515QCXLBL	LSS4515QCXL	LSS4515QCXLBL	4515CDCXL / 4515EDCXL
Horizon SP23	23K	WKS415QSP23	WKS415QSP23BL	LSS415QSP23	LSS415QSP23BL	4515EDSP23
Vista HP	23K	WKS415QVHP	WKS415QVHPBL	LSS415QVHP	LSS415QVHPBL	4515EDVHP
Ultra Peak BRT	23K	WKS415QBRT	WKS415QBRTBL	LSS415QBRT	LSS415QBRTBL	4515EDBRT
Ultra Peak FT	26K	WKS415QFT	WKS415QFTBL	LSS415QFT	LSS415QFTBL	4515EDBFT

New Shoes:



STEMCO
New Steel
Part #
NS-S4515Q

Hardware Kit: 1 Kit 10 Kits 720 Kits
HK4515Q-3A BHK4515Q-3A AHK4515Q-3A



HD Return Spring
1 1/4" O.D. 8 3/8" Length
Qty. 1



Spring Pin
Qty. 2



Retainer Spring
Qty. 2



Knurled Roller
Qty. 2



Roller Retainer
Qty. 2



Anchor Pin
Qty. 2



Bushing
Qty. 2



Wheel Kits • Lined Shoes • Brake Lining Options by Axle Rating

	Axle Rating (lbs.)	Wheel Kit	Wheel Kit with B-Lock™	Lined Shoe	Lined Shoe with B-Lock™	Brake Lining
Horizon SP20	20K	WK4515QSP20	WK4515QSP20BL	LS4515QSP20	LS4515QSP20BL	4515EDSP20 / 4515CDSP20
Crest XL	20K	WK4515QCXL	WK4515QCXLBL	LS4515QCXL	LS4515QCXLBL	4515EDCXL / 4515CDCXL
Horizon SP23	23K	WK4515QSP23	WK4515QSP23BL	LS4515QSP23	LS4515QSP23BL	4515EDSP23
Vista HP	23K	WK4515QVHP	WK4515QVHPBL	LS4515QVHP	LS4515QVHPBL	4515EDVHP
Ultra Peak BRT	23K	WK4515QBRT	WK4515QBRTBL	LS4515QBRT	LS4515QBRTBL	4515EDBRT
Vista HP1	25K	WK4515QVHP1	N/A	LS4515QVHP1	N/A	4515EDVHP1
Ultra Peak FT	26K	WK4515QFT	WK4515QFTBL	LS4515QFT	LS4515QFTBL	4515EDFT

New Shoes:



Cam



Anchor

STEMCO
New Steel
Part #
NS-4515Q

Hardware Kit:

1 Kit 10 Kits 720 Kits
HK4515Q-3A BHK4515Q-3A AHK4515Q-3A



1 1/4" O.D.
HD Return Spring 8 3/8" Length
Qty. 1



Spring Pin
Qty. 2



Retainer Spring
Qty. 2



Knurled Roller
Qty. 2



Roller Retainer
Qty. 2



Anchor Pin
Qty. 2



Bushing
Qty. 2



Wheel Kits • Lined Shoes • Brake Lining Options by Axle Rating

	Axle Rating (lbs.)	Wheel Kit	Wheel Kit with B-Lock™	Lined Shoe	Lined Shoe with B-Lock™	Brake Lining
Horizon SP20	20K	WK4515X3SP20	WK4515X3SP20BL	LS4515X3SP20	LS4515X3SP20BL	4515EDSP20 / 4515CDSP20
Crest XL	20K	WK4515X3CXL	WK4515X3CXLBL	LS4515X3CXL	LS4515X3CXLBL	4515EDCXL / 4515CDCXL
Horizon SP23	23K	WK4515X3SP23	WK4515X3SP23BL	LS4515X3SP23	LS4515X3SP23BL	4515EDSP23
Vista HP	23K	WK4515X3VHP	WK4515X3VHPBL	LS4515X3VHP	LS4515X3VHPBL	4515EDVHP
Ultra Peak BRT	23K	WK4515X3BRT	WK4515X3BRTBL	LS4515X3BRT	LS4515X3BRTBL	4515EDBRT
Vista HP1	25K	WK4515X3VHP1	N/A	LS4515X3VHP1	N/A	4515EDVHP1
Ultra Peak FT	26K	WK4515X3FT	WK4515X3FTBL	LS4515X3FT	LS4515X3FTBL	4515EDFT

New Shoes:



STEMCO
New Steel
Part #
NS-4515X3

Hardware Kit: 1 Kit 10 Kits
HK4515F-3 BHK4515F-3





Wheel Kits • Lined Shoes • Brake Lining Options by Axle Rating

	Axle Rating (lbs.)	Wheel Kit	Wheel Kit with B-Lock™	Lined Shoe	Lined Shoe with B-Lock™	Brake Lining
Crest XL	20K	WK4524QCXL	WK4524QCXLBL	LS4524QCXL	LS4524QCXLBL	4524BDCXL
Vista HP	23K	WK4524QVHP	WK4524QVHPBL	LS4524QVHP	LS4524QVHPBL	4524BDVHP
Ultra Peak BRT	23K	WK4524QBRT	N/A	LS4524QBRT	N/A	4524BDBRT
Ultra Peak FT	26K	WK4524QFT	N/A	LS4524QFT	N/A	4524BDFT

New Shoes:



STEMCO
New Steel
Part #
NS-4524Q

Hardware Kit:

1 Kit 10 Kits 720 Kits
HK4515Q-3A BHK4515Q-3A AHK4515Q-3A



HD Return Spring
1 1/4" O.D. 8 3/8" Length
Qty. 1



Spring Pin
Qty. 2



Retainer Spring
Qty. 2



Knurled Roller
Qty. 2



Roller Retainer
Qty. 2



Anchor Pin
Qty. 2



Bushing
Qty. 2



Wheel Kits • Lined Shoes • Brake Lining Options by Axle Rating

	Axle Rating (lbs.)	Wheel Kit	Wheel Kit with B-Lock™	Lined Shoe	Lined Shoe with B-Lock™	Brake Lining
Crest XL	20K	WK4524QMCXL	WK4524QMCXLBL	LS4524QMCXL	LS4524QMCXLBL	4524BDCXL
Vista HP	23K	WK4524QMVHP	WK4524QMVHPBL	LS4524QMVHP	LS4524QMVHPBL	4524BDVHP
Ultra Peak BRT	23K	WK4524QMBRT	N/A	LS4524QMBRT	N/A	4524BDBRT
Ultra Peak FT	26K	WK4524QMFT	N/A	LS4524QMFT	N/A	4524BDFT

New Shoes:



Cam



Anchor

STEMCO
New Steel
Part #
NS-4524QM

Hardware Kit: 1 Kit 10 Kits
HK1657QM **BHK1657QM**



Return Spring
9 1/16" Length
Qty. 1



Spring Pin
Qty. 2



Retainer Spring
Qty. 2



Knurled Roller
Qty. 2



Roller Retainer
Qty. 2



Anchor Pin
Qty. 2



Bushing
Qty. 2



Wheel Kits • Lined Shoes • Brake Lining Options by Axle Rating

	Axle Rating (lbs.)	Wheel Kit	Wheel Kit with B-Lock™	Lined Shoe	Lined Shoe with B-Lock™	Brake Lining
Crest XL	20K	WK4551QCXL	WK4551QCXLBL	LS4551QCXL	LS4551QCXLBL	4551BDCXL
Vista HP	23K	WK4551QVHP	WK4551QVHPBL	LS4551QVHP	LS4551QVHPBL	4551BDVHP
Ultra Peak BRT	23K	WK4551QBRT	WK4551QBRTBL	LS4551QBRT	LS4551QBRTBL	4551BDBRT

New Shoes:



STEMCO
New Steel
Part #
NS-4551Q

Hardware Kit:

	1 Kit	10 Kits	720 Kits
	HK4515Q-3A	BHK4515Q-3A	AHK4515Q-3A





Wheel Kits • Lined Shoes • Brake Lining Options by Axle Rating

	Axle Rating (lbs.)	Wheel Kit	Wheel Kit with B-Lock™	Lined Shoe	Lined Shoe with B-Lock™	Brake Lining
Crest XL	20K	WK4591DXCXL	N/A	LS4591DXCXL	N/A	4591DCXL
Vista HP	23K	WK4591DXVHP	N/A	LS4591DXVHP	N/A	4591DVHP
Ultra Peak BRT	23K	WK4591DXBRT	N/A	LS4591DXBRT	N/A	4591DBRT

New Shoes:



Cam



Anchor

STEMCO
New Steel
Part #
NS-4591DX

Hardware Kit: 1 Kit 10 Kits **HK1225DX** **BHK1225DX**



HD Return Spring
1" O.D. 6 9/16" Length
Qty. 1



Spring Pin
Qty. 2



Retainer Spring
Qty. 2



Knurled Roller
Qty. 2



Roller Pin
Qty. 2



Lock Ring
Qty. 2



Anchor Pin
Qty. 2



Bushing
Qty. 2



Wheel Kits • Lined Shoes • Brake Lining Options by Axle Rating

	Axle Rating (lbs.)	Wheel Kit	Wheel Kit with B-Lock™	Lined Shoe	Lined Shoe with B-Lock™	Brake Lining
Crest XL	20K	WK4591SFCXL	N/A	LS4591SFCXL	N/A	4591DCXL
Vista HP	23K	WK4591SFVHP	WK4591SFVHPBL	LS4591SFVHP	N/A	4591DVHP
Ultra Peak BRT	23K	WK4591SFBRT	N/A	LS4591SFBRT	N/A	4591DBRT

New Shoes:



Cam



Anchor

STEMCO
New Steel
Part #
NS-4591SF

Hardware Kit: ^{1 Kit} HK1225SF



HD Return Spring
1" O.D. 6 9/16" Length
Qty. 1



Spring Retainer Pin
Qty. 2



Knurled Roller
Qty. 2



Roller Pin
Qty. 2



Washer
Qty. 4



Lock Ring
Qty. 2



Lock Ring
Qty. 4



Anchor Pin
Qty. 2



SS Bushing
Qty. 2



Wheel Kits • Lined Shoes • Brake Lining Options by Axle Rating

4692DFC	Axle Rating (lbs.)	Wheel Kit	Wheel Kit with B-Lock™	Lined Shoe	Lined Shoe with B-Lock™	Brake Lining
Crest XL	20K	WK4692DFCCXL	WK4692DFCCXLBL	LS4692DFCCXL	LS4692DFCCXLBL	4692DCXL
Vista HP	23K	WK4692DFCVHP	WK4692DFCVHPBL	LS4692DFCVHP	LS4692DFCVHPBL	4692DVHP
Ultra Peak BRT	23K	WK4692DFCBRT	WK4692DFCBRTBL	LS4692DFCBRT	LS4692DFCBRTBL	4692DBRT

New Shoes:



Cam



Anchor

STEMCO
New Steel
Part #
NS-4692DFC

Hardware Kit: 1 Kit 10 Kits HK1225D-53 BHK1225D-53



HD Return Spring
1" O.D. 6 9/16" Length
Qty. 1



Spring Pin
Qty. 2



Roller
Qty. 2



Retainer Spring
Qty. 2



Roller Retainer
Qty. 2



Anchor Pin
Qty. 2



Anchor Pin
Qty. 2



Bushing
Qty. 2



Washer
Qty. 4



Lock Ring
Qty. 4



Wheel Kits • Lined Shoes • Brake Lining Options by Axle Rating

	Axle Rating (lbs.)	Wheel Kit	Wheel Kit with B-Lock™	Lined Shoe	Lined Shoe with B-Lock™	Brake Lining
CrestXL	20K	WK4702QCXL	WK4702QCXLBL	LS4702QCXL	LS4702QCXLBL	4702DCXL
Vista HP	23K	WK4702QVHP	WK4702QVHPBL	LS4702QVHP	LS4702QVHPBL	4702DVHP
Ultra Peak BRT	23K	WK4702QBRT	WK4702QBRTBL	LS4702QBRT	LS4702QBRTBL	4702DBRT
Ultra Peak FT	26K	WK4702QFT	WK4702QFTBL	LS4702QFT	LS4702QFTBL	4702DFT

New Shoes:



Cam



Anchor

STEMCO
New Steel
Part #
NS-4702Q

Hardware Kit: 1 Kit 10 Kits HK4702Q BHK4702Q



Return Spring
1 1/8" O.D. 8 3/8" Length
Qty. 1



Spring Pin
Qty. 2



Retainer Spring
Qty. 2



Knurled Roller
Qty. 2



Roller Retainer
Qty. 2



Anchor Pin
Qty. 2



Bushing
Qty. 2




Wheel Kits • Lined Shoes • Brake Lining Options by Axle Rating

	Axle Rating (lbs.)	Wheel Kit	Wheel Kit with B-Lock™	Lined Shoe	Lined Shoe with B-Lock™	Brake Lining
Crest XL	20K	WK4703QCXL	WK4703QCXLBL	LS4703QCXL	LS4703QCXLBL	4703DCXL
Vista HP	23K	WK4703QVHP	WK4703QVHPBL	LS4703QVHP	LS4703QVHPBL	4703DVHP
Ultra Peak BRT	23K	WK4703QBRT	WK4703QBRTBL	LS4703QBRT	LS4703QBRTBL	4703DBRT
Ultra Peak FT	23K	WK4703QFT	WK4703QFTBL	LS4703QFT	LS4703QFTBL	4703DFT

New Shoes:



Cam



Anchor

STEMCO
New Steel
Part #
NS-4703Q

Hardware Kit:

1 Kit **HK4702Q** 10 Kits **BHK4702Q**



Return Spring
1 1/8" O.D. 8 3/8" Length
Qty. 1



Spring Pin
Qty. 2



Retainer Spring
Qty. 2



Knurled Roller
Qty. 2



Roller Retainer
Qty. 2



Anchor Pin
Qty. 2



Bushing
Qty. 2




Wheel Kits • Lined Shoes • Brake Lining Options by Axle Rating

	Axle Rating (lbs.)	Wheel Kit	Wheel Kit with B-Lock™	Lined Shoe	Lined Shoe with B-Lock™	Brake Lining
Crest XL	20K	WK4704QCXL	WK4704QCXLBL	LS4704QCXL	LS4704QCXLBL	4704DCXL
Ultra Peak BRT	23K	WK4704QBRT	WK4704QBRTBL	LS4704QBRT	LS4704QBRTBL	4704DBRT

New Shoes:



Cam



Anchor

STEMCO
New Steel
Part #
NS-4704Q

Hardware Kit:

1 Kit **HK4702Q** 10 Kits **BHK4702Q**



Return Spring
1 1/8" O.D. 8 3/8" Length
Qty. 1



Spring Pin
Qty. 2



Retainer Spring
Qty. 2



Knurled Roller
Qty. 2



Roller Retainer
Qty. 2



Anchor Pin
Qty. 2




Bushing
Qty. 2



Wheel Kits • Lined Shoes • Brake Lining Options by Axle Rating

	Axle Rating (lbs.)	Wheel Kit	Wheel Kit with B-Lock™	Lined Shoe	Lined Shoe with B-Lock™	Brake Lining
Horizon SP20	20K	WKS4707QSP20	WKS4707QSP20BL	LSS4707QSP20	LSS4707QSP20BL	4707DSP20
Crest XL	20K	WKS4707QCXL	WKS4707QCXLBL	LSS4707QCXL	LSS4707QCXLBL	4707DCXL
Horizon SP23	23K	WKS4707QSP23	WKS4707QSP23BL	LSS4707QSP23	LSS4707QSP23BL	4707DSP23
Vista HP	23K	WKS4707QVHP	WKS4707QVHPBL	LSS4707QVHP	LSS4707QVHPBL	4707DVHP
Ultra Peak BRT	23K	WKS4707QBRT	WKS4707QBRTBL	LSS4707QBRT	LSS4707QBRTBL	4707DBRT
Ultra Peak FT	26K	WKS4707QFT	WKS4707QFTBL	LSS4707QFT	LSS4707QFTBL	4707DFT

New Shoes:



STEMCO
New Steel
Part #
NS-S4707Q

Hardware Kit: 1 Kit 10 Kits 720 Kits
HK4515Q-3A BHK4515Q-3A AHK4515Q-3A





Wheel Kits • Lined Shoes • Brake Lining Options by Axle Rating

	Axle Rating (lbs.)	Wheel Kit	Wheel Kit with B-Lock™	Lined Shoe	Lined Shoe with B-Lock™	Brake Lining
Horizon SP20	20K	WK4707QSP20	WK4707QSP20BL	LS4707QSP20	LS4707QSP20BL	4707DSP20
Crest XL	20K	WK4707QCXL	WK4707QCXLBL	LS4707QCXL	LS4707QCXLBL	4707DCXL
Horizon SP23	23K	WK4707QSP23	WK4707QSP23BL	LS4707QSP23	LS4707QSP23BL	4707DSP23
Vista HP	23K	WK4707QVHP	WK4707QVHPBL	LS4707QVHP	LS4707QVHPBL	4707DVHP
Ultra Peak BRT	23K	WK4707QBRT	WK4707QBRTBL	LS4707QBRT	LS4707QBRTBL	4707DBRT
Vista HP1	25K	WK4707QVHP1	N/A	LS4707QVHP1	N/A	4707DVHP1
Ultra Peak FT	26K	WK4707QFT	WK4707QFTBL	LS4707QFT	LS4707QFTBL	4707DFT

New Shoes:



Cam



Anchor

STEMCO
New Steel
Part #
NS-4707Q

Hardware Kit:

1 Kit 10 Kits 720 Kits
HK4515Q-3A BHK4515Q-3A AHK4515Q-3A



1 1/4" O.D.
HD Return Spring 8 3/8" Length
Qty. 1



Spring Pin
Qty. 2



Retainer Spring
Qty. 2



Knurled Roller
Qty. 2



Roller Retainer
Qty. 2



Anchor Pin
Qty. 2




Bushing
Qty. 2



Wheel Kits • Lined Shoes • Brake Lining Options by Axle Rating

	Axle Rating (lbs.)	Wheel Kit	Wheel Kit with B-Lock™	Lined Shoe	Lined Shoe with B-Lock™	Brake Lining
Vista HP	23K	WK4707QRVHP	N/A	LS4707QRVHP	N/A	4707DVHP
Ultra Peak BRT	23K	WK4707QRBRT	N/A	LS4707QBRT	N/A	4707DBRT
Ultra Peak FT	26K	WK4707QFT	N/A	LS4707QFT	N/A	4707DFT

New Shoes:



STEMCO
New Steel
Part #
NS-4707QR

Hardware Kit: 1 Kit 10 Kits
HK1657QM BHK1657QM





Wheel Kits • Lined Shoes • Brake Lining Options by Axle Rating

	Axle Rating (lbs.)	Wheel Kit	Wheel Kit with B-Lock™	Lined Shoe	Lined Shoe with B-Lock™	Brake Lining
Horizon SP20	20K	WK4709E2SP20	WK4709E2SP20BL	LS4709E2SP20	LS4709E2SP20BL	4709DSP20
Crest XL	20K	WK4709E2CXL	WK4709E2CXLBL	LS4709E2CXL	LS4709E2CXLBL	4709DCXL
Horizon SP23	23K	WK4709E2SP23	WK4709E2SP23BL	LS4709E2SP23	LS4709E2SP23BL	4709DSP23
Vista HP	23K	WK4700E2VHP	WK4709E2VHPBL	LS4709E2VHP	LS4709E2VHPBL	4709DVHP
Ultra Peak BRT	23K	WK4709E2BRT	WK4709E2BRTBL	LS4709E2BRT	LS4709E3BRTBL	4709DBRT
Vista HP1	25K	WK4709E2VHP1	N/A	LS4709E2VHP1	N/A	4709DVHP1
Ultra Peak FT	26K	WK4709E2FT	WK4709E2FTBL	LS4709E2FT	LS4709E2FTBL	4709DFT

New Shoes:



STEMCO
New Steel
Part #
NS-4709E2

Hardware Kit:

	1 Kit	10 Kits	720 Kits
	HK4709E-12	BHK4709E-12	AHK4709E-12



HD Return Spring 10 3/4" Length
Qty. 1



Retainer Spring
Qty. 2



Knurled Roller
Qty. 2



Roller Retainer
Qty. 2



Wheel Kits • Lined Shoes • Brake Lining Options by Axle Rating

	Axle Rating (lbs.)	Wheel Kit	Wheel Kit with B-Lock™	Lined Shoe	Lined Shoe with B-Lock™	Brake Lining
Horizon SP20	20K	WK4709ESP20	WK4709ESP20BL	LS4709ESP20	LS4709ESP20BL	4709DSP20
Crest XL	20K	WK4709ECXL	WK4709ECXLBL	LS4709ECXL	LS4709ECXLBL	4709DCXL
Horizon SP23	23K	WK4709ESP23	WK4709ESP23BL	LS4709ESP23	LS4709ESP23BL	4709DSP23
Vista HP	23K	WK4709EVHP	WK4709EVHPBL	LS4709EVHP	LS4709EVHPBL	4709DVHP
Ultra Peak BRT	23K	WK4709EBRT	WK4709EBRTBL	LS4709EBRT	LS4709EBRTBL	4709DBRT
Ultra Peak FT	26K	WK4709EFT	WK4709EFTBL	LS4709EFT	LS4709EFTBL	4709DFT

New Shoes:



STEMCO
New Steel
Part #
NS-4709E

Hardware Kit: 1 Kit 10 Kits
HK4709E **BHK4709E**



HD Return Spring 10 3/4" Length
Qty. 1



Retainer Spring
Qty. 2



Knurled Roller
Qty. 2



Roller Retainer
Qty. 2




Wheel Kits • Lined Shoes • Brake Lining Options by Axle Rating

	Axle Rating (lbs.)	Wheel Kit	Wheel Kit with B-Lock™	Lined Shoe	Lined Shoe with B-Lock™	Brake Lining
Crest XL	20K	WK4710QCXL	WK4710QCXLBL	LS4710QCXL	LS4710QCXLBL	4710DCXL
Vista HP	23K	WK4710QVHP	WK4710QVHPBL	LS4710QVHP	LS4710QVHPBL	4710DVHP
Ultra Peak BRT	23K	WK4710QBRT	WK4710QBRTBL	LS4710QBRT	LS4710QBRTBL	4710DBRT
Ultra Peak FT	26K	WK4710QFT	WK4710QFTBL	LS4710QFT	LS4710QFTBL	4710DFT

New Shoes:



Cam



Anchor

STEMCO
New Steel
Part #
NS-4710Q

Hardware Kit:

1 Kit 10 Kits 720 Kits
HK4515Q-3A BHK4515Q-3A AHK4515Q-3A



1 1/4" O.D.
HD Return Spring 8 3/8" Length
Qty. 1



Spring Pin
Qty. 2



Retainer Spring
Qty. 2



Knurled Roller
Qty. 2



Roller Retainer
Qty. 2



Anchor Pin
Qty. 2



Bushing
Qty. 2




Wheel Kits • Lined Shoes • Brake Lining Options by Axle Rating

	Axle Rating (lbs.)	Wheel Kit	Wheel Kit with B-Lock™	Lined Shoe	Lined Shoe with B-Lock™	Brake Lining
Crest XL	20K	WK4711QCXL	WK4711QCXLBL	LS4711QCXL	LS4711QCXLBL	4707DCXL
Vista HP	23K	WK4711QVHP	WK4711QVHPBL	LS4711QVHP	LS4711QVHPBL	4707DVHP
Ultra Peak BRT	23K	WK4711QBRT	WK4711QBRTBL	LS4711QBRT	LS4711QBRTBL	4707DBRT
Ultra Peak FT	26K	WK4711QFT	WK4711QFTBL	LS4711QFT	LS4711QFTBL	4707DFT

New Shoes:



Cam



Anchor

STEMCO
New Steel
Part #
NS-4711Q

Hardware Kit:

1 Kit 10 Kits 720 Kits
HK4515Q-3A BHK4515Q-3A AHK4515Q-3A



1 1/4" O.D.
HD Return Spring 8 3/8" Length
Qty. 1



Spring Pin
Qty. 2



Retainer Spring
Qty. 2



Knurled Roller
Qty. 2



Roller Retainer
Qty. 2



Anchor Pin
Qty. 2



Bushing
Qty. 2



Wheel Kits • Lined Shoes • Brake Lining Options by Axle Rating

	Axle Rating (lbs.)	Wheel Kit	Wheel Kit with B-Lock™	Lined Shoe	Lined Shoe with B-Lock™	Brake Lining
Crest XL	20K	WK4715QCXL	WK4715QCXLBL	LS4715QCXL	LS4715QCXLBL	4715DCXL
Vista HP	23K	WK4715QVHP	WK4715QVHPBL	LS4715QVHP	LS4715QVHPBL	4715DVHP
Ultra Peak BRT	23K	WK4715QBRT	WK4715QBRTBL	LS4715QBRT	LS4715QBRTBL	4715DBRT
Ultra Peak FT	26K	WK4715QFT	WK4715QFTBL	LS4715QFT	LS4715QFTBL	4715DFT

New Shoes:



Cam



Anchor

STEMCO
New Steel
Part #
NS-4715Q

Hardware Kit: 1 Kit 10 Kits HK1657QM BHK1657QM



Return Spring
9 1/16" Length
Qty. 1



Spring Pin
Qty. 2



Retainer Spring
Qty. 2



Knurled Roller
Qty. 2



Roller Retainer
Qty. 2



Anchor Pin
Qty. 2




Bushing
Qty. 2



Wheel Kits • Lined Shoes • Brake Lining Options by Axle Rating

	Axle Rating (lbs.)	Wheel Kit	Wheel Kit with B-Lock™	Lined Shoe	Lined Shoe with B-Lock™	Brake Lining
Crest XL	20K	WK4718QCXL	WK4718QCXLBL	LS4718QCXL	LS4718QCXLBL	4718DCXL
Vista HP	23K	WK4718QVHP	WK4718QVHPBL	LS4718QVHP	LS4718QVHPBL	4718DVHP
Ultra Peak BRT	23K	WK4718QBRT	WK4718QBRTBL	LS4718QBRT	LS4718QBRTBL	4718DBRT


New Shoes:



STEMCO
New Steel
Part #
NS-4718Q

Hardware Kit:

1 Kit 10 Kits 720 Kits
HK4515Q-3A BHK4515Q-3A AHK4515Q-3A





Wheel Kits • Lined Shoes • Brake Lining Options by Axle Rating

	Axle Rating (lbs.)	Wheel Kit	Wheel Kit with B-Lock™	Lined Shoe	Lined Shoe with B-Lock™	Brake Lining
Crest XL	20K	WK4719E2CXL	WK4719E2CXLBL	LS4719E2CXL	LS4719E2CXLBL	4719DCXL
Vista HP	23K	WK4719E2VHP	WK4719E2VHPBL	LS4719E2VHP	LS4719E2VHPBL	4719DVHP
Ultra Peak BRT	23K	WK4719E2BRT	WK4719E2BRTBL	LS4719E2BRT	LS4719E2BRTBL	4719DBRT
Ultra Peak FT	26K	WK4719E2FT	WK4719E2FTBL	LS4719E2FT	LS4719E2FTBL	4719DFT

New Shoes:



Cam



Anchor

STEMCO
New Steel
Part #
NS-4719E2

Hardware Kit: 1 Kit 10 Kits HK4709E-48 BHK4709E-48



HD Return Spring 10 3/4" Length
Qty. 1



Retainer Spring
Qty. 2



Knurled Roller
Qty. 2



Roller Retainer
Qty. 2




Retainer Spring
(for horse collar)
Qty. 2



Wheel Kits • Lined Shoes • Brake Lining Options by Axle Rating

	Axle Rating (lbs.)	Wheel Kit	Wheel Kit with B-Lock™	Lined Shoe	Lined Shoe with B-Lock™	Brake Lining
Crest XL	20K	WK4720QCXL	WK4720QCXLBL	LS4720QCXL	LS4720QCXLBL	4720DCXL
Vista HP	23K	WK4720QVHP	WK4720QVHPBL	LS4720QVHP	LS4720QVHPBL	4720DVHP
Ultra Peak BRT	23K	WK4720QBRT	WK4720QBRTBL	LS4720QBRT	LS4720QBRTBL	4720DBRT
Ultra Peak FT	26K	WK4720QFT	WK4720QFTBL	LS4720QFT	LS4720QFTBL	4720DFT

New Shoes:



STEMCO
New Steel
Part #
NS-4720Q

Hardware Kit: 1 Kit 10 Kits
HK1657QM **BHK1657QM**





Wheel Kits • Lined Shoes • Brake Lining Options by Axle Rating

	Axle Rating (lbs.)	Wheel Kit	Wheel Kit with B-Lock™	Lined Shoe	Lined Shoe with B-Lock™	Brake Lining
Crest XL	20K	WK4725E2CXL	WK4725E2CXLBL	LS4725E2CXL	LS4725E2CXLBL	4725DCXL
Vista HP	23K	WK4725E2VHP	WK4725E2VHPBL	LS4725E2VHP	LS4725E2VHPBL	4725DVHP
Ultra Peak BRT	23K	WK4725E2BRT	WK4725E2BRTBL	LS4725E2BRT	LS4725E2BRTBL	4725DBRT
Ultra Peak FT	26K	WK4725E2FT	WK4725E2FTBL	LS4725E2FT	LS4725E2FTBL	4725DFT

New Shoes:



Cam



Anchor

STEMCO
New Steel
Part #
NS-4725E2

Hardware Kit: 1 Kit 10 Kits HK4709E-48 BHK4709E-48



HD Return Spring 10 3/4" Length
Qty. 1



Retainer Spring
Qty. 2



Knurled Roller
Qty. 2



Roller Retainer
Qty. 2



Retainer Spring
(for horse collar)
Qty. 2



Wheel Kits • Lined Shoes • Brake Lining Options by Axle Rating

	Axle Rating (lbs.)	Wheel Kit	Wheel Kit with B-Lock™	Lined Shoe	Lined Shoe with B-Lock™	Brake Lining
Crest XL	20K	WK4726E2CXL	WK4726E2CXLBL	LS4726E2CXL	LS4726E2CXLBL	4726DCXL
Vista HP	23K	WK4726E2VHP	WK4726E2VHPBL	LS4726E2VHP	LS4726E2VHPBL	4726DVHP
Ultra Peak BRT	23K	WK4726E2BRT	WK4726E2BRTBL	LS4726E2BRT	LS4726E2BRTBL	4726DBRT
Ultra Peak FT	26K	WK4726E2FT	WK4726E2FTBL	LS4726E2FT	LS4726E2FTBL	4726DFT

New Shoes:



Cam



Anchor

STEMCO
New Steel
Part #
NS-4726E2

Hardware Kit:

1 Kit	10 Kits	720 Kits
HK4709E-12	BHK4709E-12	AHK4709E-12



HD Return Spring 10 3/4" Length Qty. 1



Retainer Spring Qty. 2




Knurled Roller Qty. 2



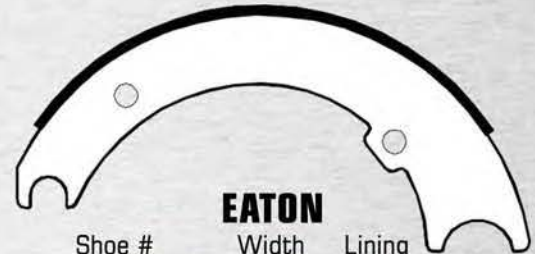
Roller Retainer Qty. 2

12¼" Diameter



DANA

Shoe #	Width	Lining
NS-4536DP	5½"	4536B
NS-4692DP	7½"	4692



EATON

Shoe #	Width	Lining
NS-4536E	5½"	4536A
NS-4591E	7½"	4591



DANA

Shoe #	Width	Lining
NS-4536DFC	5½"	4536B
NS-4692DFC	7½"	4692



MERITOR 'Q'
(fast change)

Shoe #	Width	Lining
NS-4670Q	7½"	4670
NS-4591ST	7½"	4591



DEXTER
LATE (PQ) STYLE

Shoe #	Width
NS-4700DX	4"
NS-4661CDX	5"
NS-4591DX	7½"



STD. FORGE

Shoe #	Width	Lining
NS-4536SF	5½"	4536B
NS-4591SF	7½"	4591

Replaces early design quick maintenance (QM) style which was open on both ends.

15" Single Web



EATON

(front)

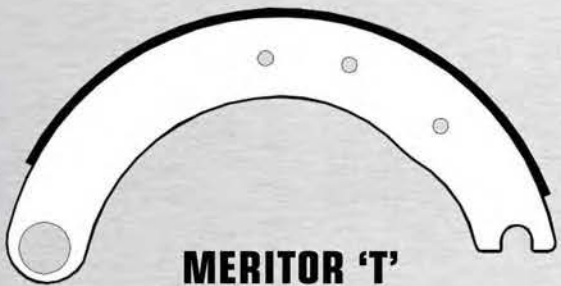
Shoe #	Width	Lining	1 1/4"
NS-1308E	4"	1308TT	



EATON (ES)

Extended Service

Shoe #	Width	Lining
NS-1443E	4"	1443TT
Web stamping 807686		



MERITOR 'T'

(front)

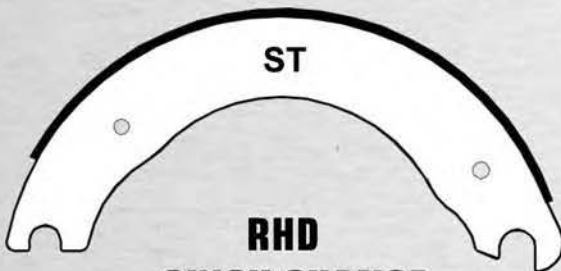
Shoe #	Width	Lining
NS-1307P	3 1/2"	1307
NS-1308P	4"	1308



MERITOR WEDGE

Stopmaster

Shoe #	Width	Lining
---	3 1/2"	4562A
---	5"	4615
NS-4605S	6"	4605
NS-4602S	7"	4602




ST

RHD

QUICK CHANGE

Shoe #	Width	Lining
NS-1308Q	4"	1308

This shoe is equivalent to current Meritor 'Q'.
Anchor opening is unique RHD anti-chatter design.



BENDIX WEDGE

Shoe #	Width	Lining
NS-4605B	6"	4605
NS-4602B	7"	4602

15" Double Web



BENDIX


(Ford Cargo front)

Shoe #	Width	Lining
NS-4693B	4"	4693



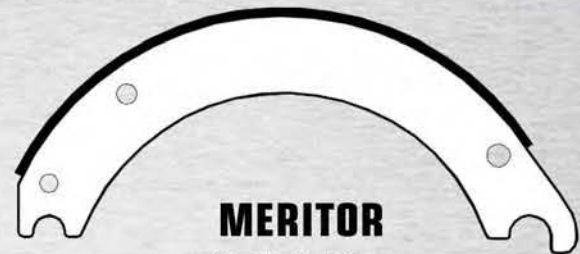
DANA HEAVY AXLE

Shoe #	Width	Lining
4693 DHA	4"	4693



EATON

Shoe #	Width	Lining
NS-4729E	4"	4729



MERITOR 15" Q Plus

extended service shoes (double web)

Shoe #	Width	Lining
NS-4702Q	4"	4702
NS-4703Q	5"	4703
NS-4704Q	6"	4704
NS-4705Q	7"	4705
NS-4710Q	8 5/8"	4710

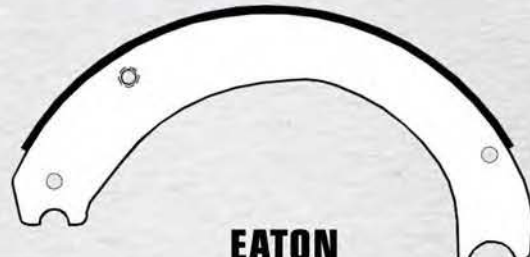
16.5" Diameter



EATON

extended service shoe
for Meritor axles

Shoe #	Width	Lining
NS-4708Q	7"	4708



EATON

(Extended Service and ESII)

Shoe #	Width	Lining
NS-4719E2	5"	4719
NS-4725E2	6"	4725
NS-4709E	7"	4709
NS-4709E2	7"	4709
NS-4726E2	8 5/8"	4726

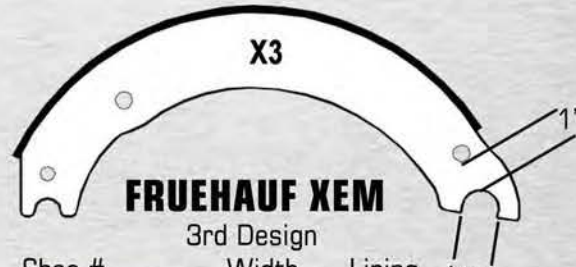


EATON

SINGLE ANCHOR PIN

Std. mount
measures
4" at A.
High mount
is 3 9/16"

Shoe #	Width	Lining
---	4 1/2"	4570
NS-4223E	5"	4223A
NS-4223EHM	5"	4223A
NS-4317E	6"	4317G
NS-4317EHM	6"	4317G
NS-4311E	7"	4311J/G
NS-4311EHM	7"	4311J/G
NS-4674E	8 5/8"	4674

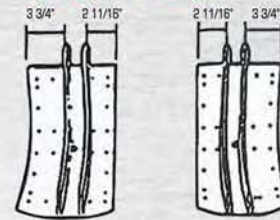


FRUEHAUF XEM

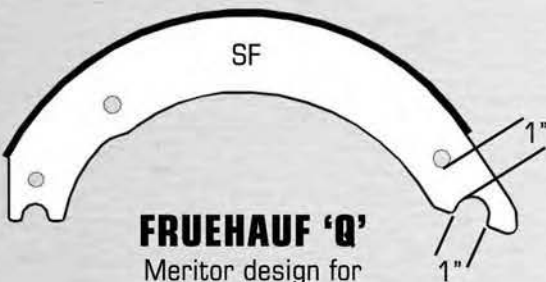
3rd Design

Shoe #	Width	Lining
NS-4515X3	7"	4515E/G
NS-4551X3L*	8 5/8"	4551B
NS-4551X3R*	8 5/8"	4551B

*offset webs



LEFT HAND RIGHT HAND
Placement of offset webs



FRUEHAUF 'Q'

Meritor design for
Fruehauf application.
Designated ESF or F5

Shoe #	Width	Lining
NS-4515F5	7"	4515E/G

NOT INTERCHANGEABLE
WITH STANDARD 'Q'



FRUEHAUF

"P" STYLE

Shoe #	Width	Lining
NS-4515F	7"	4515E/G
NS-4551FL*	8 5/8"	4551B
NS-4551FR*	8 5/8"	4551B

*offset webs

16.5" Diameter



Shoe #	Width	Lining
NS-4720Q	5"	4720
NS-4715Q	6"	4715
NS-4707Q	7"	4707
NS-4718Q	8"	4718
NS-4711Q	8 5/8"	4711

Requires ext. life s-cam.

Web stampings: Meritor is marked Q+
STEMCO is marked XT.

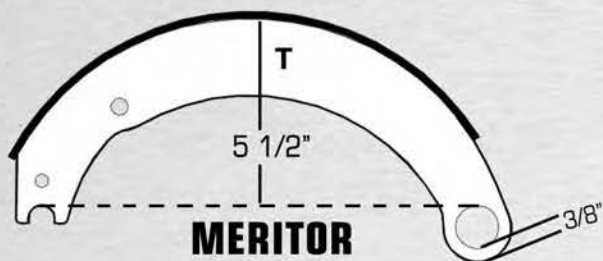


(Equivalent to 'Q' style)

Features improved anchor slot design.


Shoe #	Width	Lining
NS-4549Q	4"	4549C
NS-4524Q	5"	4524B
NS-4524QM#	5"	4524B
NS-4514Q	6"	4514G
NS-4514QM#	6"	4514G
NS-4515Q	7"	4515E/G
NS-4644Q	8"	4644A
NS-4551Q	8 5/8"	4551B
4552ST	10"	4552
NS-4514/49Q	10"	4514G/4549C

offset pin location for Mack



Shoe #	Width	Lining
NS-4549P	4"	4549C
NS-4524P	5"	4524B
NS-4524PM#	5"	4524B
NS-4514P	6"	4514G
NS-4514PM#	6"	4514G
NS-4515P	7"	4515E/G
4644ET	8"	4644A
NS-4551P	8 5/8"	4551B
4552T	10"	4552
NS-4514/49P	10"	4514G/4549C

offset pin location for Mack



Shoe #	Width	Lining
NS-4515BQ	7"	4515E/G

Manufacturer	20,000 lb. AXLE MATERIALS			23,000 lb. AXLE MATERIALS				
	Economy	Standard	Premium	Economy	Standard	Heavy Duty Premium	High Performance Long Life	Combination Block
STEMCO BRAKE PRODUCTS.		Horizon SP20	Crest XL		Horizon SP23	Vista HP	Ultra Peak BRT	Ultra Peak HH
Federal Mogul ABEX	XC6085 VL20	AN6166 XL6014	EN6008-1 EL6011	VL23	AX6149	EX685 SDA6098		SMC (685/6069)
Affinia Brake Pro			CM16		CM18	CM20	CM22A1	CMB42
Carlisle	EC20 NA100	MB20	MB21 CF2000	EC23	MB44	MB23	WT56	MBC62
Cobreq	NABK334	NABK090	NABK102	NABK091	NABKC110			NABK171F
Fras-Ie	F520 F540-1	F550-1		F523	F555-1	F557		F560/F555

Manufacturer	25,000 – 29,000 lb. AXLE MATERIALS		
	Severe Service	Transit	Film Transfer
STEMCO BRAKE PRODUCTS.	Vista HP1	Ultra Peak BRT (26K) Ultra Peak FT (29K)	Ultra Peak FT (29K)
Federal Mogul ABEX	ED6028 EH6040	Metro Combo 685/697 (26K)	
Affinia Brake Pro	CM29	CMT22A1 (25K) CCM2425	CCM2429 (29K)
Carlisle	SD1 MB60	TG2 (26K) WT56 (26K)	
Cobreq	NABK132	NABK142 (26K) NABK110 (26K)	
Fras-Ie	F587	787T (28K) F557 (26K)	

	20,000 lb. AXLE MATERIALS			23,000 lb. AXLE MATERIALS				
STEMCO BRAKE PRODUCTS.		Horizon SP20	Crest XL		Horizon SP23	Vista HP	Ultra Peak BRT	Ultra Peak HH
Private Label	Economy	Standard	Premium	Economy	Standard	Heavy Duty Premium	High Performance Long Life	Combination Block
ArvinMeritor	F520 F540 EG1	F550-1 MG1	MA210 MA212 R201	F523 EG2	F555-1 MG2L MG2	MA310 MA312 R301 F557		F560/F555-1
Bendix/Spicer	GREEN	BLUE SILVER	ES310 ES410 ES420		RED YELLOW GOLD	ES600 ES690 ES440		ES1150
BRF/UAP		M20			M23			
Haldex	2017 (GN) HV77	2008 (GF)	2015-2 (GR) 2025 (GW) WEDGE	2016 (GD) HV88	2023 (GH)	2020-1 (GG)		2020-2035 (GC)
HD America	H20F	H20		H23F	H23			
Marathon	MH	UB	DB20		FLOE	HS		MBC
VIPAR	VIPRO 20K STD	VIPRO 20K PREM		VIPRO 23K STD	VIRPO 203K PREM			

	25,000 – 29,000 lb. AXLE MATERIALS		
STEMCO BRAKE PRODUCTS.	Vista HP1	Ultra Peak BRT (26K) Ultra Peak FT (29K)	Ultra Peak FT (29K)
Private Label	Severe Service	Transit	Film Transfer
ArvinMeritor	R403 F587	787T (28K) F557 (26K) R685/R687 (26K)	
Bendix/Spicer	ES1050		
BRF/UAP			
Haldex	2035 (GZ) 2040 (GM) 2030 (GP)	TRANS MAX (TM)	
HD America			
Marathon	TS	HST (25K) KVT (26K) MBST (26K)	
VIPAR			

Genuine CentriFuse®

High Performance Brake Drums



Why Choose CentriFuse®?

- **SAFETY** ensured by CentriFuse® Steel Jacket Technology
- **LONGER LIFE** provided by Patented Alloy Braking Surface
- **PROVEN PERFORMANCE** with over 80 Years in the Industry
- **IMPROVE MPG** or Increase Revenue-Producing Payload
- **LIGHTEST WEIGHT** brake drums in the industry!

See for yourself inside...

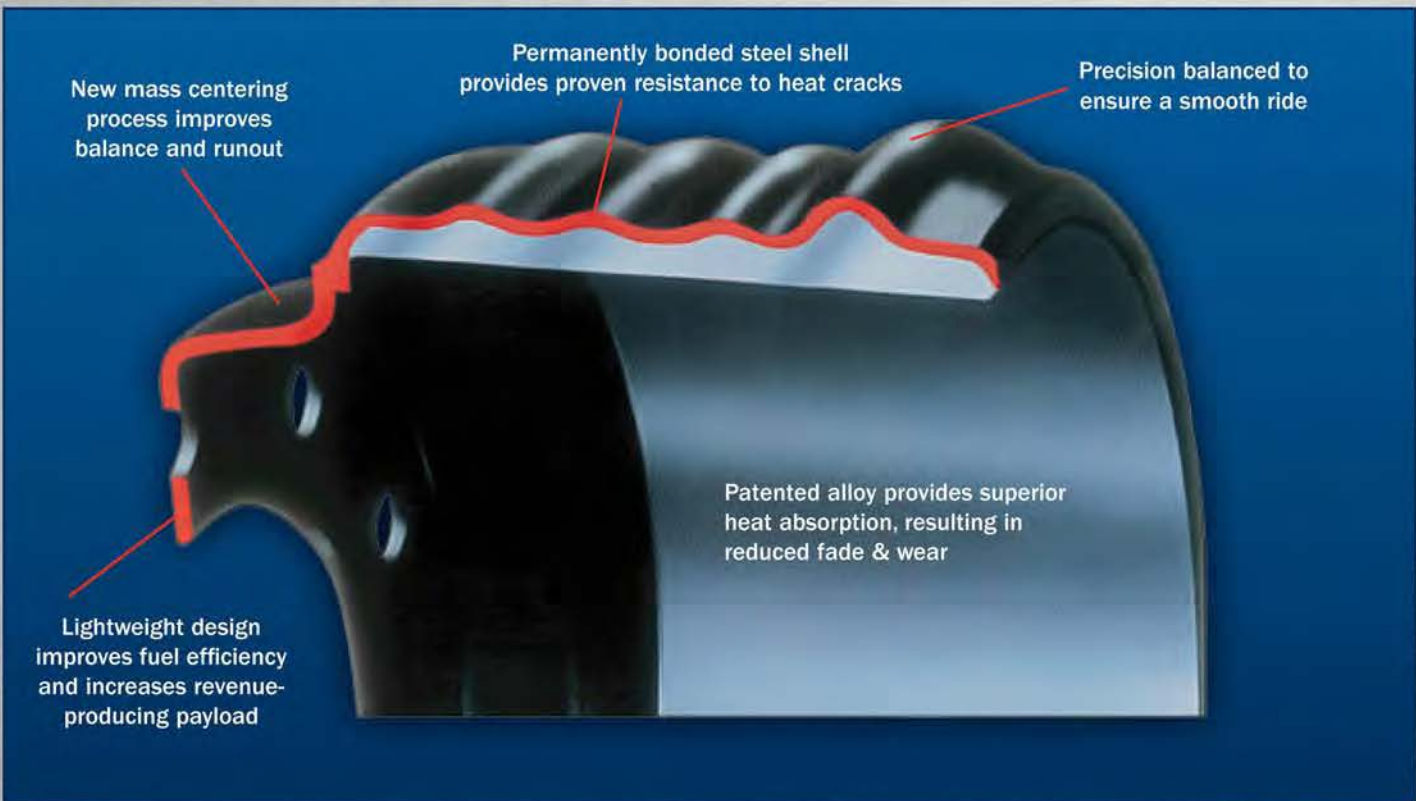


Weight Savings

	Weight of Comparable 16.5 x 7 Part No.	CentriFuse® Weight Savings			
		VERSUS			
		X30™	Vortex™	CastLite®	Cast
CentriFuse Lite®	83 lbs.	88 lbs.	136 lbs.	136 lbs.	232 lbs.
Genuine CentriFuse®	89 lbs.	40 lbs.	88 lbs.	88 lbs.	184 lbs.
Meritor X30™	94 lbs.	<p><i>Weight comparison based on 16.5 x 7 drums on tandem axle tractor with tandem axle trailer.</i></p> <p>For ULTIMATE weight-savings, SPECIFY CENTRIFUSE®!</p>			
Webb Vortex™	100 lbs.				
ConMet CastLite®	100 lbs.				
Standard Full Cast	112 lbs.				

X30™ is a trademark of ArvinMeritor. Vortex™ is a trademark of Webb Wheel Products. CastLite® is a registered trademark of ConMet.

The Difference is in the Details



CENTRIFUSE® IS AN ENGINEERED PRODUCT

With the Right Material - In the Right Place - For the Right Reason!

High Performance Brake Drum Family

Steel Shell for Safety!



CentriFuse® Lite

*The **LIGHTEST** brake drum available in the industry!*


- 83 lbs.
- 20,000 Axle Load Rating
- Weight Sensitive Applications



Original CentriFuse®

Proven Performance for All Applications

- 89 lbs.
- 23,000 Axle Load Rating
- The Trusted Brand with Over 80 Years of Excellence!



CentriFuse® HD

For Long Life, Safety & Durability in Severe Service Applications

- 100 lbs.
- 26,000 Axle Load Rating
- Specifically Engineered for Heavy Haul, Multi-stop, and Rugged Terrain



CentriFuse® Wide Brake

Lightweight Solution for Maximum Brake Life

- 90 lbs. (16.5" x 8"), 100 lbs. (16.5" x 8.62")
- 23,000 Axle Load Rating
- Available in 16.5" x 8" and 16.5" x 8.62"

10 YEAR WRITTEN WARRANTY



The Industry's Lightest and Strongest Hubs & Drums

**Come together in a
Perfect Match**

**Select one of these high quality trailer hubs to pair with
your choice of our Genuine CentriFuse[®] High Performance Brake Drums:**

Lightweight Hubs:

- Lighter and stronger than aluminum with fewer maintenance issues
- Industry-leading lubricant capacity extends bearing and seal life
- Interior & Exterior of Hubs are E-coated for 1,000 hours of salt spray protection, resulting in the industry's cleanest oil cavities

Ductile Iron Hubs:

- Lightest standard ductile iron hubs on the market
- Durable & Damage Resistant
- Industry-leading lubricant capacity extends bearing and seal life
- Interior & Exterior of Hubs are E-coated for 1,000 hours of salt spray protection, resulting in the industry's cleanest oil cavities

CentriFuse[®] Brake Drums:

- Steel Jacket increases Safety
- Patented Alloy Braking Surface reduces fade & wear
- CentriFuse[®] Lite
16.5x7 83 lbs.
- Original CentriFuse[®]
16.5x7 89 lbs.
- CentriFuse[®] Wide Brake
16.5x8 90 lbs.
16.5x8.62 100 lbs.

- Improve MPG with up to *152 pounds* of Weight Savings per trailer!
- FMVSS-121 Compliant, Meets or Exceeds OEM and SAE Standards
- Specify our Lightweight Hub & Drum Assembly with Stemco Bearings & High Performance Wheel-End Seals, Hub Cap, and PRO-TORQ[®] Spindle Nut to get our *Industry Leading 7 Year Wheel-End Package Warranty!* See page 2 for details.



CentriFuse[®] Lite

High Performance Brake Drums



Advanced Braking Technology



Get the safety of CentriFuse[®], along with the lightest brake drum in the Industry.

- Industry exclusive steel jacketed 83 lb. CentriFuse[®] Lite offers up to 232 pounds of weight savings per tractor/trailer combination
- Improve MPG or increase revenue-producing payload
- You get the same proven performance, safety, balance and reliability you trust with Original CentriFuse[®]
- Lower maintenance costs with CentriFuse[®] patented alloy braking surface engineered to provide superior heat absorption, resulting in reduced brake fade and wear
- Increase safety with CentriFuse[®] Steel Jacket technology
- Precision balanced for extended tire life
- Backed by industry leading 10 year written warranty
- Approved OEM component for axle load ratings of 20,000 lbs.



CentriFuse® Lite

High Performance Brake Drums

SAFETY AT THE LIGHTEST WEIGHT

Applications

CentriFuse® Lite is ideal for Weight Sensitive applications, such as:

- Refrigerated Fleets
- Tanker Fleets
- Bulk Haulers
- Any fleets looking to increase their payload and fuel efficiency



Weight Savings

SAVE UP TO 232 LBS. USING CENTRIFUSE® LITE!

		CentriFuse® Lite Weight Savings			
		VERSUS			
	Weight of Comparable 16.5 x 7 Part No.	X30™	Vortex™	CastLite®	Cast
CentriFuse Lite®	83 lbs.	88 lbs.	136 lbs.	136 lbs.	232 lbs.
Meritor X30™	94 lbs.	<i>Weight comparison based on 16.5 x 7 drums on tandem axle tractor with tandem axle trailer.</i>			
Webb Vortex™	100 lbs.				
ConMet CastLite®	100 lbs.				
Standard Full Cast	112 lbs.				

X30™ is a trademark of ArvinMeritor. Vortex™ is a trademark of Webb Wheel Products. CastLite® is a registered trademark of ConMet.

CENTRIFUSE® IS AN ENGINEERED PRODUCT

With the Right Material - In the Right Place - For the Right Reason!

CentriFuse® HD

Severe Service Brake Drums



Need Longer Brake Drum and Lining Life? Your Severe Service Solution

For long life, safety and durability in demanding severe service applications.

When it comes to the quality and performance of your brake system, it's your choice. With STEMCO CentriFuse HD Severe Service Brake Drums, you'll be making the decision to fit the best quality, highest performing product available. Engineered and manufactured in the USA to specifically meet the demands of severe service applications like refuse and construction, or where heavy loads need maximum braking performance. Today's fleets demand CentriFuse HD because they're the safest, lightest and longest lasting brake drum.

- Increase safety with CentriFuse HD steel-jacketed drum load rated up to 26,000 lbs.
- Lower maintenance costs and reduce vehicle weight
- Patented Alloy braking surface engineered to provide superior heat absorption, resulting in reduced brake fade and wear
- Precision balanced for extended tire life
- Specifically engineered for heavy haul, multi-stop, and rugged or mountainous terrain



MADE IN USA

50

STEMCO
BRAKE PRODUCTS.

www.stemco.com

Demand STEMCO CentriFuse® HD for Severe Conditions



CentriFuse® HD

High Performance Severe Service Brake Drums

Type: Original Steel Shell
Weight: 100 lbs.
Metallurgy: Patented Iron, High Alloy
Durability: ★★★★★
Warranty: 3 Years

Other Brands

Heavy Duty Cast

Type: Full Cast
Weight: 131 lbs.
Metallurgy: Generic Grey Iron
Durability: ★★★
Warranty: 1 Year



Standard Full Cast

Type: Full Cast
Weight: 112 lbs.
Metallurgy: Generic Grey Iron
Durability: ★★
Warranty: 1 Year



Cross Reference

16.5" x 7"

MFR	PART #	WEIGHT
CentriFuse® HD	600004HD	100
Meritor	123207	112
Meritor	123365	122
Gunite	3401	115
Gunite	3600A/AX	112
Gunite	3576/X	131
Webb	66864/B	112
Webb	66884/B	119
Webb	78502B	120

16.5" x 8"

MFR	PART #	WEIGHT
CentriFuse® HD	600013HD	104
Gunite	3782	123
Gunite	3891	135
Meritor	123520	124
Webb	66800	119
Webb	66808	119
Webb	78501B	123
Webb	78504B	123

16.5" x 8.62

MFR	PART #	WEIGHT
CentriFuse® HD	600014HD	111
ConMet	10025912	137
Gunite	3807	127
Gunite	3811	157
Gunite	3890	133
Meritor	123570	138
Webb	66809	120
Webb	66854	121
Webb	66855	121
Webb	78500B	127
Webb	78505B	127



MADE IN USA

© 2014 STEMCO LP
 Printed in the USA
 STEMCO Motor Wheel and CentriFuse
 are trademarks of STEMCO LP.
 Part No. 571-3111 Rev. 8/14



A Higher Standard of Performance.™

an EnPro Industries company

High Performance Brake Drums



Specifications

Mtg. Type	CentriFuse Drum Part No.	Brake Size	Wt. lb.	Overall Depth	Brake Surf. Width	Hub Pilot Dia.	Bolt Circle Dia.	No. Bolt Holes	Bolt Hole Dia.	Drum Back No.	Drum Band No.	Special Information
0	90089BK	15 x 4	64	8.54	4.58	8.78	285.75	10	1.25	91294	91028	
0	91137BK	15 x 4	64	8.63	4.54	8.78	285.75	10	0.96	91136	91028	CA
0	87945BK	15 x 4	65	8.94	4.60	8.53	11.25	10	1.25	91024	91028	
0	88870BK	15 x 4	64	8.94	4.60	9.00	275	8	0.92	91025	91028	Replaces 85369, 85831, 86140, 86909
0	89870BK	15 x 4	65	8.94	4.60	8.78	285.75	10	1.25	91026	91028	
0	90660BK	15 x 4	64	8.94	4.60	8.78	285.75	10	0.96	91029	91028	
0	90174B	15 x 5	78	9.53	5.81	8.78	285.75	10	1.25	90173	87311	
0	91438B	15 x 8.62	90	11.19	9.11	9.00	275	8	0.92	91439	91480	For industry axles except Meritor TN
0	91482B	15 x 8.62	90	11.19	9.11	8.78	285.75	10	0.96	91481	91480	For industry axles except Meritor TN
0	91723B	15 x 8.62	90	11.44	9.11	9.00	275	8	0.92	91722	91480	For Meritor TN axle only
0	91725B	15 x 8.62	90	11.44	9.11	8.78	285.75	10	0.96	91724	91480	For Meritor TN or TB axle only
0	88739B	16.5 x 5	74	8.59	5.87	8.53	11.25	10	1.25	88435	87369	CA
0	90137B	16.5 x 5	74	8.59	5.87	8.78	285.75	10	1.25	91507	87369	
0	600001	16.5 x 5	75	8.88	5.46	8.78	285.75	10	1.25	90599	87369	
0	88814B	16.5 x 5	76	9.21	5.83	9.00	275	8	0.92	88810	87369	CA
0	90600B	16.5 x 5	76	9.22	5.82	8.78	285.75	10	1.25	90599	87369	0.375 thick mounting
0	600027	16.5 x 5	78	9.22	5.82	8.78	285.75	10	1.25	620020	87369	OEM specified drum
0	88507B	16.5 x 5	77	9.53	5.81	8.53	11.25	10	1.25	88508	87369	CA

Continued on Next Page



High Performance Brake Drums

Safety ■ Longer Life ■ Proven Performance ■ Lightest Weight ■ Improved MPG

Specifications (cont.)

Mtg. Type	CentriFuse Drum Part No.	Brake Size	Wt. lb.	Over All Depth	Brake Surf. Width	Hub Pilot Dia.	Bolt Circle Dia.	No. Bolt Holes	Bolt Hole Dia.	Drum Back No.	Drum Band No.	Special Information
O	91265B	16.5 x 6	88	9.62	6.68	8.78	285.75	10	1.25	91264	87298	Replaces 91049B
I	87415B	16.5 x 7	85	8.66	7.64	9.50	11.25	10	0.81	87416	87105	Replaces 85130 & 86134
I	87407B	16.5 x 7	85	9.66	7.58	9.44	11.25	10	0.81	88152	87105	Replaces 85369, 85831, 86140, 86909
O	89651B	16.5 x 7	88	10.04	7.24	9.00	275	8	0.92	88798	87298	
O	87295B	16.5 x 7	88	10.04	7.27	8.53	11.25	10	0.81	91611	87298	
O	89877B	16.5 x 7	88	10.04	7.27	8.78	285.75	10	0.96	91538	87298	
O	600004HD	16.5 x 7	100	10.41	7.64	8.78	285.75	10	0.96	91538	610021	CentriFuse® HD
O	600084	16.5 x 7	83	10.41	7.64	8.78	285.75	10	0.96	91538	610001	CentriFuse® Lite
O	87101B	16.5 x 7	89	10.41	7.64	8.53	11.25	10	0.81	91611	87105	Replaces 86879
O	87156B	16.5 x 7	90	10.41	7.64	9.00	11.25	10	0.81	87157	87105	Replaces 86232
O	88797B	16.5 x 7	89	10.41	7.64	9.00	275	8	0.92	88798	87105	
O	89996B	16.5 x 7	89	10.41	7.64	8.78	285.75	10	0.96	91538	87105	
O	600013HD	16.5 x 8	104	10.91	8.55	8.78	285.75	10	0.96	91793	610023	CentriFuse® HD
O	91792B	16.5 x 8	90	10.91	8.55	8.78	285.75	10	0.96	91793	91795	
O	600014HD	16.5 x 8.62	111	11.34	9.10	8.78	285.75	10	0.96	91813	610025	0.375 thick mounting, CentriFuse® HD
O	600026	16.5 x 8.62	100	11.34	9.10	8.78	285.75	10	0.96	91813	610029	0.375 thick mounting, Replaces 91812B
O	89467B	16.5 x 8.62	95	11.89	9.10	8.53	11.25	10	0.81	91611	610029	
O	90434B	16.5 x 8.62	95	11.89	9.10	8.78	285.75	10	0.96	91538	610029	
O	89571B	16.5 x 8.62	97	12.15	9.36	9.00	275	8	0.92	88798	87618	
O	87615B	16.5 x 8.62	95	12.15	9.36	8.53	11.25	10	0.81	91611	87618	Replaces 86889
O	90486B	16.5 x 8.62	97	12.15	9.36	8.78	285.75	10	0.96	91538	87618	

Notes: All CentriFuse Drums are Balanced
 I = Inboard Mounted Drum
 O = Outboard Mounted Drum
 CA = Check Availability
 CentriFuse Drum mounting face is 0.25" thick unless otherwise noted.

High Performance Brake Drum & Lightweight Hub Assemblies

These Lightweight Assemblies qualify as a part of STEMCO's Platinum Performance System™ Plus 7. Please see page 2 for details.



Hub Piloted System: 10 Hole, 285.75mm Bolt Circle (CLN)

Lightweight Assembly Part # (General Cups)	Lightweight Assembly Part # (Stemco Cups)	Brake Size	Wheel Usage	ABS	Hub Weight	Assembly Weight	Lightweight Hub Part Number (General Cups)	Lightweight Hub Part Number (Stemco Cups)	CentriFuse® Drum Part #	CentriFuse® Drum Type
N Type Tapered Trailer Axle										
BEARINGS: Inner/Outer Cups: HM218210/HM212011 Cones: HM218248/HM212049 Seal O.D.: 6.00										
400170	400170SC	16.5 X 7	Steel	Non	31	120	00114002	20114002	89996B	Original CentriFuse®
440170	440170SC	16.5 X 7	Steel	ABS	32	121	00114102	20114102	89996B	Original CentriFuse®
400171	400171SC	16.5 X 7	Alum	Non	32	121	00114001	20114001	89996B	Original CentriFuse®
440171	440171SC	16.5 X 7	Alum	ABS	33	122	00114101	20114101	89996B	Original CentriFuse®
400172	400172SC	16.5 X 7	Steel	Non	31	114	00114002	20114002	600084	CentriFuse® Lite
440172	440172SC	16.5 X 7	Steel	ABS	32	115	00114102	20114102	600084	CentriFuse® Lite
400173	400173SC	16.5 X 7	Alum	Non	32	115	00114001	20114001	600084	CentriFuse® Lite
440173	440173SC	16.5 X 7	Alum	ABS	33	116	00114101	20114101	600084	CentriFuse® Lite
400174	400174SC	16.5 X 8.62	Steel	Non	31	131	00114002	20114002	600026*	CentriFuse® Wide
440174	440174SC	16.5 X 8.62	Steel	ABS	32	132	00114102	20114102	600026*	CentriFuse® Wide
400175	400175SC	16.5 X 8.62	Alum	Non	32	132	00114001	20114001	600026*	CentriFuse® Wide
440175	440175SC	16.5 X 8.62	Alum	ABS	33	133	00114101	20114101	600026*	CentriFuse® Wide
400182	400182SC	16.5 X 8	Steel	Non	31	121	00114002	20114002	91792B	CentriFuse® Wide
440182	440182SC	16.5 X 8	Steel	ABS	32	122	00114102	20114102	91792B	CentriFuse® Wide
400183	400183SC	16.5 X 8	Alum	Non	32	122	00114001	20114001	91792B	CentriFuse® Wide
440183	440183SC	16.5 X 8	Alum	ABS	33	123	00114101	20114101	91792B	CentriFuse® Wide

P Type Parallel Trailer Axle

Lightweight Assembly Part # (General Cups)	Lightweight Assembly Part # (Stemco Cups)	Brake Size	Wheel Usage	ABS	Hub Weight	Assembly Weight	Lightweight Hub Part Number (General Cups)	Lightweight Hub Part Number (Stemco Cups)	CentriFuse® Drum Part #	CentriFuse® Drum Type
BEARINGS: Inner/Outer Cups: HM518410 / HM518410 Cones: HM518445 / HM518445 Seal O.D.: 6.00										
400176	400176SC	16.5 X 7	Steel	Non	33	122	00112002	20112002	89996B	Original CentriFuse®
440176	440176SC	16.5 X 7	Steel	ABS	34	123	00112102	20112102	89996B	Original CentriFuse®
400177	400177SC	16.5 X 7	Alum	Non	34	123	00112001	20112001	89996B	Original CentriFuse®
440177	440177SC	16.5 X 7	Alum	ABS	35	124	00112101	20112101	89996B	Original CentriFuse®
400178	400178SC	16.5 X 7	Steel	Non	33	116	00112002	20112002	600084	CentriFuse® Lite
440178	440178SC	16.5 X 7	Steel	ABS	34	117	00112102	20112102	600084	CentriFuse® Lite
400179	400179SC	16.5 X 7	Alum	Non	34	117	00112001	20112001	600084	CentriFuse® Lite
440179	440179SC	16.5 X 7	Alum	ABS	35	118	00112101	20112101	600084	CentriFuse® Lite
400180	400180SC	16.5 X 8.62	Steel	Non	33	133	00112002	20112002	600026*	CentriFuse® Wide
440180	440180SC	16.5 X 8.62	Steel	ABS	34	134	00112102	20112102	600026*	CentriFuse® Wide
400181	400181SC	16.5 X 8.62	Alum	Non	34	134	00112001	20112001	600026*	CentriFuse® Wide
440181	440181SC	16.5 X 8.62	Alum	ABS	35	135	00112101	20112101	600026*	CentriFuse® Wide
400184	400184SC	16.5 X 8	Steel	Non	33	123	00112002	20112002	91792B	CentriFuse® Wide
440184	440184SC	16.5 X 8	Steel	ABS	34	124	00112102	20112102	91792B	CentriFuse® Wide
400185	400185SC	16.5 X 8	Alum	Non	34	124	00112001	20112001	91792B	CentriFuse® Wide
440185	440185SC	16.5 X 8	Alum	ABS	35	125	00112101	20112101	91792B	CentriFuse® Wide

Each Hub & Drum Assembly comes with two M22 X 1.5 Wheel Nuts.

* Replaces part number 91812B.



High Performance Brake Drum & Ductile Iron Hub Assemblies

Hubs are also available for sale individually. Please use Hub Part Number to order.

Hub Piloted System: 10 Hole, 285.75mm Bolt Circle (CLN)

Hub & Drum Assembly Part # (General Cups)	Hub & Drum Assembly Part # (Stemco Cups)	Brake Size	Wheel Usage	ABS	Hub Weight	Assembly Weight	Ductile Hub Part Number (General Cups)	Ductile Hub Part Number (Stemco Cups)	CentriFuse® Drum Part #	CentriFuse® Drum Type
N Type Tapered Trailer Axle										
BEARINGS:		Inner/Outer Cups: HM218210/HM212011				Cones: HM218248/HM212049			Seal O.D.: 6.00	
400158	400158SC	16.5 X 7	Steel	Non	42	131	00106002	20106002	89996B	Original CentriFuse®
440158	440158SC	16.5 X 7	Steel	ABS	43	132	00106102	20106102	89996B	Original CentriFuse®
400159	400159SC	16.5 X 7	Alum	Non	44	133	00106001	20106001	89996B	Original CentriFuse®
440159	440159SC	16.5 X 7	Alum	ABS	45	134	00106101	20106101	89996B	Original CentriFuse®
400160	400160SC	16.5 X 7	Steel	Non	42	125	00106002	20106002	600084	CentriFuse® Lite
440160	440160SC	16.5 X 7	Steel	ABS	43	126	00106102	20106102	600084	CentriFuse® Lite
400161	400161SC	16.5 X 7	Alum	Non	44	127	00106001	20106001	600084	CentriFuse® Lite
440161	440161SC	16.5 X 7	Alum	ABS	45	128	00106101	20106101	600084	CentriFuse® Lite
400162	400162SC	16.5 X 8.62	Steel	Non	42	142	00106002	20106002	600026*	CentriFuse® Wide
440162	440162SC	16.5 X 8.62	Steel	ABS	43	143	00106102	20106102	600026*	CentriFuse® Wide
400163	400163SC	16.5 X 8.62	Alum	Non	44	144	00106001	20106001	600026*	CentriFuse® Wide
440163	440163SC	16.5 X 8.62	Alum	ABS	45	145	00106101	20106101	600026*	CentriFuse® Wide

P Type Parallel Trailer Axle

BEARINGS:		Inner/Outer Cups: HM518410 / HM518410				Cones: HM518445 / HM518445			Seal O.D.: 6.00	
400164	400164SC	16.5 X 7	Steel	Non	45	134	00161002	20161002	89996B	Original CentriFuse®
440164	440164SC	16.5 X 7	Steel	ABS	46	135	00161102	20161102	89996B	Original CentriFuse®
400165	400165SC	16.5 X 7	Alum	Non	47	136	00161001	20161001	89996B	Original CentriFuse®
440165	440165SC	16.5 X 7	Alum	ABS	48	137	00161101	20161101	89996B	Original CentriFuse®
400166	400166SC	16.5 X 7	Steel	Non	45	128	00161002	20161002	600084	CentriFuse® Lite
440166	440166SC	16.5 X 7	Steel	ABS	46	129	00161102	20161102	600084	CentriFuse® Lite
400167	400167SC	16.5 X 7	Alum	Non	47	130	00161001	20161001	600084	CentriFuse® Lite
440167	440167SC	16.5 X 7	Alum	ABS	48	131	00161101	20161101	600084	CentriFuse® Lite
400168	400168SC	16.5 X 8.62	Steel	Non	45	145	00161002	20161002	600026*	CentriFuse® Wide
440168	440168SC	16.5 X 8.62	Steel	ABS	46	146	00161102	20161102	600026*	CentriFuse® Wide
400169	400169SC	16.5 X 8.62	Alum	Non	47	147	00161001	20161001	600026*	CentriFuse® Wide
440169	440169SC	16.5 X 8.62	Alum	ABS	48	148	00161101	20161101	600026*	CentriFuse® Wide

Each Hub & Drum Assembly comes with two M22 X 1.5 Wheel Nuts.

* Replaces part number 91812B.



MADE IN USA

Genuine CentriFuse®

Brake Drum Manufacturers Interchange

Meritor (Dayton / X30)	lbs.	CentriFuse®	lbs.	Gunite	lbs.	CentriFuse®	lbs.	Webb	lbs.	CentriFuse®	lbs.	ConMet	lbs.	CentriFuse®	lbs.
122453	112	87295B	88	2546B	100	87417B	86	61527	70	91137BK	64	107150	112	89996B	89
122505	73	88115B	64	2983C	108	87397B	84	61528	70	89870BK	65	107164	80	89870BK	65
122550	106	87156B	90	3018A	113	87415B	85	61571	106	87128B	90	107193	109	91265B	88
122607	117	87101B	89	3097A	98	90172B	89	64483	75	88115B	64	107453	94	90600B	76
123207	112	89996B	89	3141	105	87156B	90	65152	122	91265B	88	107507	71	90089BK	64
123254	69	90089BK	64	3141B	105	88797B	89	65157	111	89855B	79	107637	119	91792B	90
123365	122	600004HD	100	3166	115	87101B	89	65162	123	91265B	88	107638	124	600026	100
123366	70	91137BK	64	3219	106	87128B	90	65163B	119	90600B	76	107865	110	91723B	90
123383	83	90600B	76	3219A	106	90148B	90	65541B	80	88114B	64	107866	117	91725B	90
123399	107	91265B	88	3401	115	600004HD	100	65543	80	88870BK	64	107875	112	88797B	89
123400	105	91265B	88	3402	111	89877B	88	65545	68	90660BK	64	107885	110	89877B	88
123406	142	90486B	97	3402A	111	89651B	88	65547	82	90089BK	64	107902	80	88870BK	64
123409	123	88797B	89	3483	106	87101B	89	65548	78	89870BK	65	107904	112	87156B	90
123448	74	89870BK	65	3573X	98	600001	75	65550	85	87945BK	65	10001776	100	89996B	89
123463	97	90600B	76	3574	80	87945BK	65	65554	83	89870BK	65	10001777	100	87156B	90
123520	128	600013HD	104	3576	131	600004HD	100	65739	95	88739B	74	10001778	100	89996B	89
123570	138	600014HD	111	3596	79	90089BK	64	66353	110	600013HD	104	10001779	100	87156B	90
53-123512-002	62	90089BK	64	3598	96	90600B	76	66800	119	91792B	90	10001781	68	89870BK	65
53-123519-002	87	87397B	84	3598A	96	88814B	76	66808	119	600013HD	104	10001783	67	90089BK	64
53-123535-002	95	91792B	90	3598B	96	90600B	76	66809	120	600014HD	111	10001800	112	89996B	89
53-123537-002	94	89996B	89	3600A	112	89996B	89	66811	130	89467B	95	10001801	112	88797B	89
53-123542-002	63	89870BK	65	3610	82	88115B	64	66814	132	90486B	97	10001802	100	89877B	88
53-123544-002	102	600026	100	3630	101	90600B	76	66815	133	87615B	95	10001803	112	87156B	90
53-123564-002	94	87101B	89	3647X	114	600013HD	104	66816	136	89571B	97	10005331	82	600001	75
53-123565-002	93	87156B	90	3687	108	91265B	88	66827B	130	600014HD	111	10005332	83	90600B	76
53-123566-002	93	88797B	89	3699	128	87295B	88	66834	129	90434B	95	10009830	112	89996B	89
53-123567-002	63	91137BK	64	3710	96	600001	75	66852	115	87295B	88	10009920	80	89870BK	65
53-123568-002	64	90660BK	64	3721AX	79	90089BK	64	66854	120	600026	100	10012097	121	600026	100
53-123575-002	64	88870BK	64	3721X	79	90089BK	64	66864	112	89996B	89	10014756	93	90600B	76
53-123579-002	106	89571B	97	3726X	79	89870BK	65	66873	108	89877B	88	10020147	91	600001	75
53-123580-002	106	87615B	95	3741X	79	88870BK	64	66875	110	88797B	89	10025912	137	600014HD	111
53-123581-002	106	90486B	97	3744X	105	91725B	90	66878	109	89651B	88	10026002	94	88814B	76
53-123582-002	91	87295B	88	3757	114	600013HD	104	66884	117	600004HD	100	10030774	105	89996B	89
53-123583-002	89	89877B	88	3758X	96	90600B	76	66892	111	87295B	88	10033071	103	91265B	88
53-123584-002	*	89651B	88	3782	123	91792B	90	66893	113	87101B	89	10033314	113	600026	100
53-123585-002	*	87407B	85	3800X	79	89870BK	65	66895	110	87156B	90	10037991	106	91265B	88
53-123586-002	*	87417B	86	3807	127	600026	100	67518	98	87397B	84				
53-123587-002	*	87415B	85	3807A	127	600026	100	68730	101	87415B	85				
53-123588-002	79	88814B	76	3811	157	600014HD	111	68921	112	87417B	86				
53-123589-002	79	90600B	76	**3890	133	600014HD	111	78500	127	600014HD	111				
53-123591-002	80	90148B	90	**3891	135	600013HD	104	78501	123	600013HD	104				
53-123592-002	80	87128B	90	3922	105	89996B	89	78502	120	600004HD	100				
53-123594-002	*	91655B	90	**9000X	66	90089BK	64	78504	123	600013HD	104				
53-123595-002	*	88114B	64	**9001X	69	89870BK	65	78505	127	600014HD	111				
53-123596-002	*	89467B	95	**9002X	80	90137B	74	76864B	102	600084	83				
53-123597-002	*	90434B	95	**9006X	94	89996B	89	77528B	64	88114B	64				
53-123598-002	70	90174B	78	**9014X	90	87407B	85	77710B	79	90600B	76				
53-123599-002	70	90176B	78	**9015X	89	87415B	85	77800BW	117	91792B	90				
53-123600-002	70	90174B	78	**9016X	70	88870BK	64	77807BW	109	89996B	89				
53-123601-002	91	91725B	90	**9019X	107	600026	100	77808BW	118	91792B	90				
53-123602-002	91	91723B	90	**9020X	105	91792B	90	77809BW	120	600026	100				
53-123603-002	*	91482B	90	**9021X	96	87101B	89	77854BW	119	600026	100				
53-123604-002	*	91438B	90	**9022X	94	87295B	88	77864BW	109	89996B	89				
53-123605-002	77	88739B	74	**9035X	64	90089BK	64								
53-123606-002	77	90137B	74	**9036X	98	89877B	88								
53-123607-002	87	91265B	88	**9041X	99	87156B	90								
53-123608-002	87	91265B	88	**9041BX	99	88797B	89								
53-123609-002	93	87945BK	65												
53-123627-002	86	600001	75												
53-123771-002	103	600026	100												
53-123815-002	79	90600B	76												
53-123816-002	79	600001	75												

* Weight unavailable, part number no longer published.

Gunite part numbers ending in X = Balanced
 ** Gunite Gold Part Numbers

Webb part numbers ending in B = Balanced

Genuine CentriFuse®

Drum Back & Drum Band to CentriFuse Drum Part Number

Drum Back Number	CentriFuse® Drum Part Number
87157	87156B
87416	87415B
87418	87417B
87438	89855B
88116	88114B
88117	88115B
88152	87407B
88253	87397B
88435	88739B
88508	88507B
88798	88797B
88798	89571B
88798	89651B
88810	88814B
89873	89874B
90170	90172B
90173	90174B
90175	90176B
90599	600001
90599	90600B
91008	87128B
91024	87945BK
91025	88870BK
91026	89870BK
91029	90660BK
91136	91137BK
91264	91265B
91293	90148B
91294	90089BK
91439	91438B
91481	91482B
91507	90137B
91538	600004HD
91538	600084
91538	89877B
91538	89996B
91538	90434B
91538	90486B
91611	87101B
91611	87295B
91611	87615B
91611	89467B
91654	91655B
91722	91723B
91724	91725B
91793	600013HD
91793	91792B
91813	600014HD
91813	600026
91813	91812B



Drum Band Number	CentriFuse® Drum Part Number
610001	600084
610003	600004HD
610021	600004HD
610023	600013HD
610025	600014HD
610029	600026
87105	87101B
87105	87156B
87105	87407B
87105	87415B
87105	87417B
87105	88797B
87105	89996B
87132	87128B
87132	90148B
87132	90172B
87132	91655B
87298	87295B
87298	87397B
87298	89651B
87298	89877B
87298	91265B
87311	90174B
87311	90176B
87369	600001
87369	600027
87369	88507B
87369	88739B
87369	88814B
87369	89874B
87369	90137B
87369	90600B
87618	87615B
87618	89467B
87618	89571B
87618	90434B
87618	90486B
87618	91812B
89852	89855B
91028	87945BK
91028	88114B
91028	88115B
91028	88870BK
91028	89870BK
91028	90089BK
91028	90660BK
91028	91137BK
91480	91438B
91480	91482B
91480	91723B
91480	91725B
91795	91792B

CENTRIFUSE® IS AN ENGINEERED PRODUCT

With the Right Material
In the Right Place
For the Right Reason!

Genuine Motor Wheel Cone Lock Nut

Advanced Wheel Retention Technology

Even with 500 ft-lb of torque, tightened wheel nuts will “settle in” after being placed into service. Paint, debris, and surface irregularities wear away in minute amounts, leading to a loss of torque.

Motor Wheel Cone Lock Nut #88881 offers more robust wheel retention than the typical 33 mm two-piece flange nut used on hub-piloted wheel mountings. It achieves this improvement by having a more flexible cone-shaped flange to reduce normal seating-in torque loss.

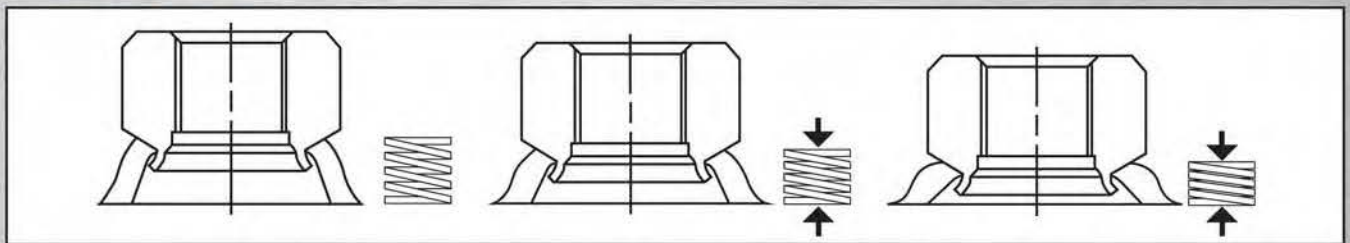
- Flexible cone-shaped flange reduces normal seating-in torque loss
- Belleville spring washer action provides a uniform clamp load against the wheel
- Teflon® based coating deters corrosion
- 1 1/2 inch hex to resist corner rounding



Genuine Motor Wheel Cone Lock Nuts have “MW” marking for identification.

Type	Part No.	Thread	Height	Wrench Size	Flange Diameter
Hub Pilot CLN	88881	M22 x 1.5	1.38	1-1/2 Hex	2.00

How it Works



The Motor Wheel nut flange operates as a Belleville spring washer which can be compared to an unloaded coil spring before it is tightened. As torque is applied, the flange is compressed, providing a uniform clamp load against the wheel. When fully tightened, the flange is deflected (as illustrated above) which maintains a higher amount of clamp force during the joint settling process after installation.

As total thickness of the clamped joint diminishes, the Motor Wheel nut flange remains sufficiently compressed to apply adequate clamp force, compared to the more rigid flange on typical fasteners which lets the clamp force drop off sooner.

To maintain adequate clamp force, it is recommended that **WHEEL NUT TORQUE SHOULD BE CHECKED AT REGULARLY SCHEDULED INTERVALS** and retightened if necessary.





Patented Auto-Check™

Reduce time spent under your trucks and increase safety.

STEMCO Crewson Brake Adjusters. Designed for maximum safety and convenience. With STEMCO Crewson Brake Adjusters you'll have an easier time making sure your trucks are up to code and operating safely. Our brake adjusters have been designed with a variety of patented features including:

- **Auto-Check™:** This patented feature allows you to check brake stroke without crawling under the truck.
- **Cam Guard:** This lubrication system eliminates seizing and corrosion between the S-Cam and ABA.
- **Patented Installation Template:** This handy guide ensures the ABA is installed correctly every time.
- **Patented Clearance Sensing Adjuster System:** STEMCO Crewson features the only patented reduced wear clutch in the industry.
- **High Strength Gearset:** Assures the ABA will stand up to years of service in demanding conditions.
- **Blue Powder Coat:** Protects the ABA from harsh winter conditions.
- **Sealing:** The gear is sealed with a proprietary system that protects it from environmental contamination.
- **Patented Pushrod Cutoff Tool:** For accurate measurements.

Automatic Brake Adjuster

The STEMCO Crewson Automatic Brake Adjuster maintains proper shoe-to-drum clearance in all braking modes and is easily installed in the field or on the shop floor.

Installation

The STEMCO Crewson Automatic Brake Adjuster comes with our patented, structurally rigid installation guide. This handy and fool-proof guide ensures that even first time users can install the ABA correctly every time.

Auto-Check™

Our patented Auto-Check™ feature is designed to provide a method of checking the brake stroke without going under the truck.

- Installed on the ABA facing the center of the vehicle to easily see if brake stroke is in a normal range.
- Bright yellow pointer easily indicates set up position, determines working stroke and shows if brake stroke is past readjust limit without crawling under the vehicle.
- Offers you an extra quality control check.

Long Life Adjustment System

Heavy-duty internal components with a clearance sensing clutch enables your brake system to adjust for hot braking conditions. This patented STEMCO Crewson design protects the adjusting components during normal brake applications when brake adjustment is not required. Over 90% of all brake applications do not require adjustment, so why subject the adjusting components to continuous wear?

The STEMCO Crewson Adjustment System operates like the windshield wipers on your car — it is utilized only when needed, not continuously when the car is running.

- A typical highway vehicle makes about two million brake applications in five years.
- This same vehicle will require the ABA to adjust the brake about 3,000 times.

Warranty

This warranty is not applicable to failures caused by improper installation, repair, alteration, accidents, abuse, improper use, normal wear and tear. The below is only a partial copy of the warranty. For a complete copy of the warranty, please contact your local STEMCO Crewson distributor. STEMCO Crewson reserves the right to modify our warranty policy without notice.



Installation Guide



Detail of Auto-Check™ Feature

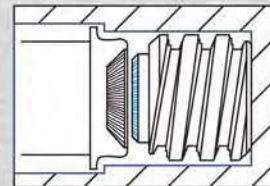


Figure A shows components disengaged to reduce wear (over 90% of the time).

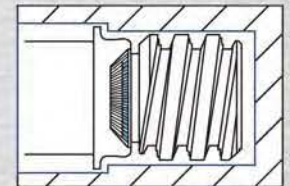


Figure B shows components engaged during brake adjustment (less than 10% of the time).

Warranty Period (Whichever occurs first)	6 years/ 1 million miles	2 years/ 200,000 miles	1 year/ 100,000 miles
ABAs used for	On-Highway Trucks Tractors, and Trailers	Off-Highway Applications (e.g. construction vehicles)	Severe Service ABAs (e.g. refuse pickup, school buses, or city deliveries)

STEMCO Crewson Part Numbers

Unlike other manufacturers, you can determine what part you need by gathering the following information.

(MK) ALL AFTERMARKET PART NUMBERS

(A) AUTO-CHECK™ STROKE INDICATOR

- (2) No "Auto-Check" Indicator
- (3) T-16, 20, 24 Std. Stroke Chamber
- (4) T-30 Std. Stroke or
T-16 LS, T-20 LS, T-24 LS Chamber
- (5) T-36 Std. Stroke Chamber
- (7) T-24 LLS, 30 Long Stroke Chamber

(B) SPLINE (Diameter - Splines)

- (1) 1-1/2" - 10
- (2) 1-1/2" - 28
- (3) 1-5/8" - 37
- (4) 1-1/4" - 10
- (5) 1-1/4" - 24

(C) CLEVIS TYPE & SIZE


- (0) No Clevis
- (1) 5/8" - 18 Straight
- (2) 1/2" - 20 Straight
- (3) 5/8" - 18 Offset
- (4) 1/2" - 20 Offset
- (7) 5/8" - 18 Straight Extended
- (8) 5/8" - 18 Short Throat
- (9) 5/8" - 18 Short Throat 5/8 Offset
- (E) 1/2" - 20 Straight Extended

(D) BRAKE SIZE/TYPE

- (0) Std S-Cam Brake
- (1) Welded Clevis
- (5) 12-1/4" S-Cam Brake
Curved Arm

(E) ARM LENGTH

- (0) 5.5"
- (1) 6.5"
- (2) 5.5", 6.5"
- (3) 5", 6"
- (4) 5", 6", 7"
- (6) 6"



EXAMPLE

MK	(A)	(B)	(C)	(D)	(E)	S
MK	4	2	1	0	6	S

In This Example:

- (A) Would be a STD Type 30 Auto-Check
- (B) Would be a 1-1/2" - 28 Spline
- (C) Would be a 5/8" - 18 Straight Clevis
- (D) Would be a Standard S-Cam Brake
- (E) Would be a 6" Arm Length

COMPONENT PART NO.	COMPONENT DESCRIPTION
MC8056KTAS	PIN KIT FOR ABA (AUTO-CHECK)
MC8056KTS	PIN KIT FOR ABA (NON AUTO-CHECK)
MC8500S	POINTER FOR ABA W/ AUTO-CHECK
MC8530S	PUSHROD CUTOFF TOOL
MC8410KTAS	CLEVIS 1/2" - 20 STD W/ PIN KIT (AUTO-CHECK)
MC8410KTS	CLEVIS 1/2" - 20 STD W/ PIN KIT (NON AUTO-CHECK)
MC8412KTAS	SHORT CLEVIS 1/2" - 20 W/ PIN KIT (AUTO-CHECK)
MC8412KTS	SHORT CLEVIS 1/2" - 20 W/ PIN KIT (NON AUTO-CHECK)
MC8415KTAS	CLEVIS 1/2" - 20 OFFSET W/ PIN KIT (AUTO-CHECK)

COMPONENT PART NO.	COMPONENT DESCRIPTION (CONT.)
MC8415KTS	CLEVIS 1/2" - 20 OFFSET W/ PIN KIT (NON AUTO-CHECK)
MC8420KTAS	CLEVIS 5/8" - 18 STD W/ PIN KIT (AUTO-CHECK)
MC8420KTS	CLEVIS 5/8" - 18 STD W/ PIN KIT (NON AUTO-CHECK)
MC8422KTAS	SHORT CLEVIS 5/8" - 18 W/ PIN KIT (AUTO-CHECK)
MC8422KTS	SHORT CLEVIS 5/8" - 18 W/ PIN KIT (NON AUTO-CHECK)
MC8425KTAS	CLEVIS 5/8" - 18 OFFSET W/ PIN KIT (AUTO-CHECK)
MC8425KTS	CLEVIS 5/8" - 18 OFFSET W/ PIN KIT (NON AUTO-CHECK)
MC8480KTAS	CLEVIS 5/8" - 18 EXT W/ PIN KIT (AUTO-CHECK)
MC8480KTS	CLEVIS 5/8" - 18 EXT W/ PIN KIT (NON AUTO-CHECK)

STEMCO-USA

P.O. Box 1989, Longview, Texas 75606-1989 1-800-527-8492

STEMCO-Canada

5650 Timberlea Blvd. Unit B, Mississauga, ON L4W 4M6 1-877-232-9111

www.stemco.com

STEMCO Crewson and STEMCO Brake Products are trademarks of STEMCO LP.

©2015 STEMCO LP • Printed in the USA by Horak • Part No. 571-3105 REV 2/15

STEMCO
BRAKE PRODUCTS.

www.stemco.com

1.30" Welded Clevis

Automatic Brake Adjuster



6 Year/ 1 Million Mile Warranty*

**On-Highway Trucks, Tractors, and Trailers*

All of the Great Features You Expect Now for 1.30" Welded Clevis Applications

- **Auto-Check™:** This patented feature allows you to check brake stroke without crawling under the truck.
- **Cam Guard:** This lubrication system eliminates seizing and corrosion.
- **Easy Installation:** The proper mounting angle has been designed into the product, so an installation gauge is not necessary.
- **Patented Clearance Sensing Adjuster System:** Stemco Crewson features the only patented reduced wear clutch in the industry.
- **High Strength Gearset:** Assures the ABA will stand up to years of service in demanding conditions.
- **Blue Powder Coat:** Protects the ABA from harsh winter conditions.
- **Sealing:** The gear is sealed with a proprietary system that protects it from environmental contamination.

NOTE: 1.30" Pin Spacing is typical of welded clevis applications used on International, Freightliner, Mack and Volvo trucks.



Blue box label for easy identification



Silver lift rod for easy identification

Build Your Part Number

EXAMPLE	MK	(A)	(B)	(C)	(D)	(E)
	MK	4	2	0	1	6

As shown in the example on the left, the C & D digit in the model number must be a 0 and 1 respectively to identify a STEMCO Crewson 1.30" Welded Clevis ABA.

(MK)	All Aftermarket Part Numbers
(A)	Auto-Check Stroke Indicator
(2)	No "Auto-Check" Indicator
(3)	T-16, 20, 24 Std. Stroke Chamber
(4)	T-30 Std. Stroke <i>OR</i> T-16, 20LS, 24LS Chamber
(5)	T-36 Std. Stroke Chamber
(7)	T-24, 30 Long Stroke Chamber
(B)	Spline (Diameter - Splines)
(1)	1-1/2 - 10
(2)	1-1/2 - 28
(3)	1-5/8 - 37
(4)	1-1/4 - 10
(5)	1-1/4 - 24

(C)	Clevis Type & Size
(0)	No Clevis
(1)	5/8 - 18 Straight
(2)	1/2 - 20 Straight
(3)	5/8 - 18 Offset
(4)	1/2 - 20 Offset
(5)	16 X 1.5mm Straight
(7)	5/8 - 18 Straight Extended
(8)	5/8 - 18 Short Throat
(9)	5/8 - 18 Short Throat 5/8 Offset
(A)	3/4 - 16 Straight
(E)	1/2 - 20 Straight Extended
(G)	3/4 - 16 Straight Extended
(L)	16 X 1.5mm Offset

(D)	Brake Size / Type
(0)	Std S-Cam Brake
(1)	1.30" Welded Clevis
(5)	12.25 S-Cam Brake Curved Arm
(E)	Arm Length
(0)	5.5"
(1)	6.5"
(2)	5.5", 6.5"
(3)	5", 6"
(4)	5", 6", 7"
(5)	5"
(6)	6"
(7)	5.5" Short Arm



STEMCO Crewson Competitive Crossover

General Cross-Referencing

- Build the STEMCO Crewson model number using the competitive brake adjuster dimensions (spline diameter, number of splines, arm length).
NOTE: Visit stemcobrakeproducts.com for a master competitive crossover or a quick crossover is available in the STEMCO Crewson brochure (571-3105).
- Determine the size (e.g. 24, 30, 36) and type (e.g. Standard or Long Stroke) of the air chamber used and adjust the 1st digit (A) of the STEMCO Crewson model number accordingly.
- Determine if the brake adjuster is a welded clevis type or not. If not a 1.30" welded clevis, you are done and the correct model number has been identified. If a 1.30" welded clevis, then continue with the instructions to the right.

STEMCO Crewson 1.30" Welded Clevis Cross-Referencing Haldex & Meritor

- These competitive brake adjusters work in multiple clevis pin spacing applications.
- To crossover Haldex and Meritor brake adjusters to STEMCO Crewson 1.30" Welded Clevis, follow the general steps for cross-referencing competitive ABAs (at left) and then adjust the C & D digits in the model number as described above.

Gunite & Bendix

- These competitive brake adjusters, like STEMCO Crewson, are application specific, i.e. a different adjuster for threaded clevis and welded clevis applications.
- To crossover Gunite & Bendix brake adjusters, follow the general cross-referencing steps and use the crossover charts below.

GUNITE PART NUMBER	STEMCO CREWSON 1.30" WELDED CLEVIS PART NUMBERS								
	STEMCO PART NO.	NON AUTO-CHECK	SPLINE SIZE	ARM LENGTH	AUTO-CHECK 16, 20, 24STD	STEMCO PART NO.	AUTO-CHECK 30STD 16, 24LS	STEMCO PART NO.	AUTO-CHECK 24LLS 30LS
AS1168	191-0062	MK21010S	1-1/2" - 10	5.5"	NA	190-0112	MK41010S	190-0113	MK71010S
AS1169	191-0064	MK21016S	1-1/2" - 10	6.0"	NA	190-0100	MK41016S	190-0101	MK71016S
AS1170	191-0068	MK24010S	1-1/4" - 10	5.5"	NA	190-0108	MK44010S	190-0109	MK74010S
AS1171	191-0069	MK25010S	1-1/4" - 24	5.5"	NA	190-0110	MK45010S	190-0111	MK75010S
AS1172	191-0065	MK22010S	1-1/2" - 28	5.5"	NA	190-0102	MK42010S	190-0103	MK72010S
AS1173	191-0067	MK22016S	1-1/2" - 28	6.0"	NA	190-0106	MK42016S	190-0107	MK72016S
AS1174	191-0063	MK21011S	1-1/2" - 10	6.5"	NA	190-0098	MK41011S	190-0099	MK71011S
AS1175	191-0066	MK22011S	1-1/2" - 28	6.5"	NA	190-0104	MK42011S	190-0105	MK72011S
AS1176	NA	NA	1-1/2" - 28	6.0"	NA	NA	NA	NA	NA
AS1179	NA	NA	1-1/2" - 10	6.0"	NA	NA	NA	NA	NA

BENDIX PART NUMBER	STEMCO CREWSON 1.30" WELDED CLEVIS PART NUMBERS								
	STEMCO PART NO.	NON AUTO-CHECK	SPLINE SIZE	ARM LENGTH	AUTO-CHECK 16, 20, 24STD	STEMCO PART NO.	AUTO-CHECK 30STD 16, 24LS	STEMCO PART NO.	AUTO-CHECK 24LLS 30LS
K041870	191-0062	MK21010S	1-1/2" - 10	5.5"	NA	190-0112	MK41010S	190-0113	MK71010S
K041876	191-0064	MK21016S	1-1/2" - 10	6.0"	NA	190-0100	MK41016S	190-0101	MK71016S
K041877	191-0067	MK22016S	1-1/2" - 28	6.0"	NA	190-0106	MK42016S	190-0107	MK72016S
K043197	191-0065	MK22010S	1-1/2" - 28	5.5"	NA	190-0102	MK42010S	190-0103	MK72010S

STEMCO-USA

P.O. Box 1989, Longview, Texas 75606-1989 1-800-527-8492

STEMCO-Canada

5650 Timberlea Blvd. Unit B, Mississauga, ON L4W 4M6 1-877-232-9111

www.stemco.com

STEMCO Crewson is a trademark of STEMCO LP.

©2014 STEMCO LP • Printed in the USA by Horak • Part No. 571-3114 REV 05/14

STEMCO
BRAKE PRODUCTS

With Auto-Check™



STEMCO Crewson Part Number	Spline Type	Arm Length	Clevis Type	Weight (lbs)
Chamber Type: T-16, 20, 24 Std.				
MK31100S	1-1/2"X10 Spline	5.5"	5/8"-18 Std	7.6
MK31106S	1-1/2"X10 Spline	6.0"	5/8"-18 Std	7.6
MK31200S	1-1/2"X10 Spline	5.5"	1/2"-20 Std	7.6
MK31206S	1-1/2"X10 Spline	6.0"	1/2"-20 Std	7.6
MK31300S	1-1/2"X10 Spline	5.5"	5/8"-18 offset	7.6
MK31306S	1-1/2"X10 Spline	6.0"	5/8"-18 offset	7.6
MK31400S	1-1/2"X10 Spline	5.5"	1/2"-20 offset	7.6
MK31406S	1-1/2"X10 Spline	6.0"	1/2"-20 offset	7.6
MK31700S	1-1/2"X10 Spline	5.5"	5/8"-18 Ext	7.6
MK31706S	1-1/2"X10 Spline	6.0"	5/8"-18 Ext	7.6
MK32100S	1-1/2"X28 Spline	5.5"	5/8"-18 Std	7.6
MK32106S	1-1/2"X28 Spline	6.0"	5/8"-18 Std	7.6
MK32200S	1-1/2"X28 Spline	5.5"	1/2"-20 Std	7.6
MK32206S	1-1/2"X28 Spline	6.0"	1/2"-20 Std	7.6
MK32300S	1-1/2"X28 Spline	5.5"	5/8"-18 offset	7.6
MK32306S	1-1/2"X28 Spline	6.0"	5/8"-18 offset	7.6
MK32400S	1-1/2"X28 Spline	5.5"	1/2"-20 offset	7.6
MK32700S	1-1/2"X28 Spline	5.5"	5/8"-18 Ext	7.6
MK34100S	1-1/4"X10 Spline	5.5"	5/8"-18 Std	7.6
MK34101S	1-1/4"X10 Spline	6.5"	5/8"-18 Std	7.6
MK34106S	1-1/4"X10 Spline	6.0"	5/8"-18 Std	7.6
MK34200S	1-1/4"X10 Spline	5.5"	1/2"-20 Std	7.6
MK34206S	1-1/4"X10 Spline	6.0"	1/2"-20 Std	7.6
MK34300S	1-1/4"X10 Spline	5.5"	5/8"-18 offset	7.6
MK34306S	1-1/4"X10 Spline	6.0"	5/8"-18 offset	7.6
MK34400S	1-1/4"X10 Spline	5.5"	1/2"-20 offset	7.6
MK34406S	1-1/4"X10 Spline	6.0"	1/2"-20 offset	7.6
MK35100S	1-1/4"X24 Spline	5.5"	5/8"-18 Std	7.6
MK35200S	1-1/4"X24 Spline	5.5"	1/2"-20 Std	7.6
MK35300S	1-1/4"X24 Spline	5.5"	5/8"-18 offset	7.6
MK35400S	1-1/4"X24 Spline	5.5"	1/2"-20 offset	7.6

Chamber Type: T30 LS, T24 LLS

MK71010S	1-1/2"X10 Spline	5.5"	1.3" Pin Spacing	7.6
MK71011S	1-1/2"X10 Spline	6.5"	1.3" Pin Spacing	7.6
MK71016S	1-1/2"X10 Spline	6.0"	1.3" Pin Spacing	7.6
MK71100S	1-1/2"X10 Spline	5.5"	5/8"-18 Std	7.6
MK71106S	1-1/2"X10 Spline	6.0"	5/8"-18 Std	7.6
MK72010S	1-1/2"X28 Spline	5.5"	1.3" Pin Spacing	7.6
MK72011S	1-1/2"X28 Spline	6.5"	1.3" Pin Spacing	7.6
MK72016S	1-1/2"X28 Spline	6.0"	1.3" Pin Spacing	7.6
MK72100S	1-1/2"X28 Spline	5.5"	5/8"-18 Std	7.6
MK72101S	1-1/2"X28 Spline	6.5"	5/8"-18 Std	7.6
MK72106S	1-1/2"X28 Spline	6.0"	5/8"-18 Std	7.6
MK72700S	1-1/2"X28 Spline	5.5"	5/8"-18 Ext	7.6
MK73106S	1-5/8"X37 Spline	6.0"	5/8"-18 Std	7.6
MK74010S	1-1/4"X10 Spline	5.5"	1.3" Pin Spacing	7.6
MK75010S	1-1/4"X10 Spline	5.5"	1.3" Pin Spacing	7.6

Automatic Brake Adjusters

STEMCO
BRAKE PRODUCTS.

With Auto-Check™



STEMCO Crewson Part Number	Spline Type	Arm Length	Clevis Type	Weight (lbs)
Chamber Type: T30S, 16LS, 20LS, 24LS				
MK41010S	1-1/2"X10 Spline	5.5"	1.3" Pin Spacing	7.6
MK41011S	1-1/2"X10 Spline	6.5"	1.3" Pin Spacing	7.6
MK41016S	1-1/2"X10 Spline	6.0"	1.3" Pin Spacing	7.6
MK41100S	1-1/2"X10 Spline	5.5"	5/8"-18 Std	7.6
MK41101S	1-1/2"X10 Spline	6.5"	5/8"-18 Std	7.6
MK41106S	1-1/2"X10 Spline	6.0"	5/8"-18 Std	7.6
MK41200S	1-1/2"X10 Spline	5.5"	1/2"-20 Std	7.6
MK41300S	1-1/2"X10 Spline	5.5"	5/8"-18 offset	7.6
MK41306S	1-1/2"X10 Spline	6.0"	5/8"-18 offset	7.6
MK41400S	1-1/2"X10 Spline	5.5"	1/2"-20 offset	7.6
MK41406S	1-1/2"X10 Spline	6.0"	1/2"-20 offset	7.6
MK41700S	1-1/2"X10 Spline	5.5"	5/8"-18 Ext	7.6
MK41706S	1-1/2"X10 Spline	6.0"	5/8"-18 Ext	7.6
MK42010S	1-1/2"X28 Spline	5.5"	1.3" Pin Spacing	7.6
MK42011S	1-1/2"X28 Spline	6.5"	1.3" Pin Spacing	7.6
MK42016S	1-1/2"X28 Spline	6.0"	1.3" Pin Spacing	7.6
MK42100S	1-1/2"X28 Spline	5.5"	5/8"-18 Std	7.6
MK42101S	1-1/2"X28 Spline	6.5"	5/8"-18 Std	7.6
MK42106S	1-1/2"X28 Spline	6.0"	5/8"-18 Std	7.6
MK42200S	1-1/2"X28 Spline	5.5"	1/2"-20 Std	7.6
MK42206S	1-1/2"X28 Spline	6.0"	1/2"-20 Std	7.6
MK42300S	1-1/2"X28 Spline	5.5"	5/8"-18 offset	7.6
MK42306S	1-1/2"X28 Spline	6.0"	5/8"-18 offset	7.6
MK42400S	1-1/2"X28 Spline	5.5"	1/2"-20 offset	7.6
MK42406S	1-1/2"X28 Spline	6.0"	1/2"-20 offset	7.6
MK42700S	1-1/2"X28 Spline	5.5"	5/8"-18 Ext	7.6
MK42706S	1-1/2"X28 Spline	6.0"	5/8"-18 Ext	7.6
MK43100S	1-5/8"X37 Spline	5.5"	5/8"-18 Std	7.6
MK43106S	1-5/8"X37 Spline	6.0"	5/8"-18 Std	7.6
MK44010S	1-1/4"X10 Spline	5.5"	1.3" Pin Spacing	7.6
MK44100S	1-1/4"X10 Spline	5.5"	5/8"-18 Std	7.6
MK44101S	1-1/4"X10 Spline	6.5"	5/8"-18 Std	7.6
MK44106S	1-1/4"X10 Spline	6.0"	5/8"-18 Std	7.6
MK44200S	1-1/4"X10 Spline	5.5"	1/2"-20 Std	7.6
MK44206S	1-1/4"X10 Spline	6.0"	1/2"-20 Std	7.6
MK44300S	1-1/4"X10 Spline	5.5"	5/8"-18 offset	7.6
MK44306S	1-1/4"X10 Spline	6.0"	5/8"-18 offset	7.6
MK44400S	1-1/4"X10 Spline	5.5"	1/2"-20 offset	7.6
MK44406S	1-1/4"X10 Spline	6.0"	1/2"-20 offset	7.6
MK45010S	1-1/4"X24 Spline	5.5"	1.3" Pin Spacing	7.6
MK45100S	1-1/4"X24 Spline	5.5"	5/8"-18 Std	7.6
MK45106S	1-1/4"X24 Spline	6.0"	5/8"-18 Std	7.6
MK45200S	1-1/4"X24 Spline	5.5"	1/2"-20 Std	7.6
MK45206S	1-1/4"X24 Spline	6.0"	1/2"-20 Std	7.6
MK45300S	1-1/4"X24 Spline	5.5"	5/8"-18 offset	7.6
MK45306S	1-1/4"X24 Spline	6.0"	5/8"-18 offset	7.6
MK45400S	1-1/4"X24 Spline	5.5"	1/2"-20 offset	7.6
MK45406S	1-1/4"X24 Spline	6.0"	1/2"-20 offset	7.6

Without Auto-Check™

STEMCO Crewson Part Number	Spline Type	Arm Length	Clevis Type	Notes	Weight (lbs)
MK21010S	1-1/2"X10 Spline	5.5"	1.3" Pin Spacing		7.2
MK21011S	1-1/2"X10 Spline	6.5"	1.3" Pin Spacing		7.2
MK21016S	1-1/2"X10 Spline	6.0"	1.3" Pin Spacing		7.2
MK21100S	1-1/2"X10 Spline	5.5"	5/8"-18 Std		7.2
MK21101S	1-1/2"X10 Spline	6.5"	5/8"-18 Std		7.2
MK21102S	1-1/2"X10 Spline	5.5"/6.5"	5/8"-18 Std	Double drilled	7.2
MK21103S	1-1/2"X10 Spline	5.0"/6.0"	5/8"-18 Std	Double drilled	7.2
MK21104S	1-1/2"X10 Spline	5"/6"/7"	5/8"-18 Std		8.0
MK21106S	1-1/2"X10 Spline	6.0"	5/8"-18 Std		7.2
MK21152S	1-1/2"X10 Spline	5.5"/6.5"	5/8"-18 Std	12-1/4" Brake Applications Bent Arm	7.2
MK21153S	1-1/2"X10 Spline	5.0"/6.0"	5/8"-18 Std	12-1/4" Brake Applications Bent Arm	7.2
MK21200S	1-1/2"X10 Spline	5.5"	1/2"-20 Std		7.2
MK21206S	1-1/2"X10 Spline	6	1/2"-20 Std		7.2
MK21300S	1-1/2"X10 Spline	5.5"	5/8"-18 offset		7.2
MK21306S	1-1/2"X10 Spline	6	5/8"-18 offset		7.2
MK21400S	1-1/2"X10 Spline	5.5"	1/2"-20 offset		7.2
MK21406S	1-1/2"X10 Spline	6.0"	1/2"-20 offset		7.2
MK21700S	1-1/2"X10 Spline	5.5"	5/8"-18 Ext	Extended Clevis	7.2
MK21706S	1-1/2"X10 Spline	6.0"	5/8"-18 Ext	Extended Clevis	7.2
MK22010S	1-1/2"X28 Spline	5.5"	1.3" Pin Spacing		7.2
MK22011S	1-1/2"X28 Spline	6.5"	1.3" Pin Spacing		7.2
MK22016S	1-1/2"X28 Spline	6.0"	1.3" Pin Spacing		7.2
MK22100S	1-1/2"X28 Spline	5.5"	5/8"-18 Std		7.2
MK22101S	1-1/2"X28 Spline	6.5"	5/8"-18 Std		7.2
MK22102S	1-1/2"X28 Spline	5.5"/6.5"	5/8"-18 Std	Double drilled	7.2
MK22103S	1-1/2"X28 Spline	5.0"/6.0"	5/8"-18 Std	Double drilled	7.2
MK22104S	1-1/2"X28 Spline	5"/6"/7"	5/8"-18 Std		8.0
MK22106S	1-1/2"X28 Spline	6.0"	5/8"-18 Std		7.2
MK22152S	1-1/2"X28 Spline	5.5"/6.5"	5/8"-18 Std	12-1/4" Brake Applications Bent Arm	7.2
MK22153S	1-1/2"X28 Spline	5.0"/6.0"	5/8"-18 Std	12-1/4" Brake Applications Bent Arm	7.2
MK22202S	1-1/2"X28 Spline	5.5"/6.5"	1/2"-20 Std	Double drilled	7.2
MK22203S	1-1/2"X28 Spline	5.0"/6.0"	1/2"-20 Std	Double drilled	7.2
MK22206S	1-1/2"X28 Spline	6.0"	1/2"-20 Std		7.2
MK22300S	1-1/2"X28 Spline	5.5"	5/8"-18 offset		7.2
MK22306S	1-1/2"X28 Spline	6.0"	5/8"-18 offset		7.2
MK22400S	1-1/2"X28 Spline	5.5"	1/2"-20 offset		7.2
MK22406S	1-1/2"X28 Spline	6.0"	1/2"-20 offset		7.2
MK22700S	1-1/2"X28 Spline	5.5"	5/8"-18 Ext	Extended Clevis	7.2
MK22706S	1-1/2"X28 Spline	6.0"	5/8"-18 Ext	Extended Clevis	7.2
MK23100S	1-5/8"X37 Spline	5.5"	5/8"-18 Std		7.2
MK23102S	1-5/8"X37 Spline	5.5"/6.5"	5/8"-18 Std	Double drilled	7.2
MK23103S	1-5/8"X37 Spline	5.0"/6.0"	5/8"-18 Std	Double drilled	7.2
MK23106S	1-5/8"X37 Spline	6.0"	5/8"-18 Std		7.2
MK23152S	1-5/8"X37 Spline	5.5"/6.5"	5/8"-18 Std	12-1/4" Brake Applications Bent Arm	7.2
MK23153S	1-1/2"X10 Spline	5.0"/6.0"	5/8"-18 Std	12-1/4" Brake Applications Bent Arm	7.2








Without Auto-Check™

STEMCO Crewson Part Number	Spline Type	Arm Length	Clevis Type	Notes	Weight (lbs)
MK24010S	1-1/4"X10 Spline	5.5"	1.3" Pin Spacing		7.2
MK24100S	1-1/4"X10 Spline	5.5"	5/8"-18 Std		7.2
MK24102S	1-1/4"X10 Spline	5.5"/6.5"	5/8"-18 Std	Double drilled	7.2
MK24103S	1-1/4"X10 Spline	5.0"/6.0"	5/8"-18 Std	Double drilled	7.2
MK24104S	1-1/4"X10 Spline	5.0"/7.0"	5/8"-18 Std	Double drilled	8.0
MK24106S	1-1/4"X10 Spline	6.0"	5/8"-18 Std		7.2
MK24200S	1-1/4"X10 Spline	5.5"	1/2"-20 Std		7.2
MK24206S	1-1/4"X10 Spline	6.0"	1/2"-20 Std		7.2
MK24300S	1-1/4"X10 Spline	5.5"	5/8"-18 offset		7.2
MK24306S	1-1/4"X10 Spline	6.0"	5/8"-18 offset		7.2
MK24400S	1-1/4"X10 Spline	5.5"	1/2"-20 offset		7.2
MK24406S	1-1/4"X10 Spline	6.0"	1/2"-20 offset		7.2
MK24700S	1-1/4"X10 Spline	5.5"	5/8"-18 Ext	Extended Clevis	7.2
MK25100S	1-1/4"X10 Spline	5.5"	5/8"-18 Std		7.2
MK25100S	1-1/4"X24 Spline	5.5"	5/8"-18 Std		7.2
MK25102S	1-1/4"X24 Spline	5.5"/6.5"	5/8"-18 Std	Double drilled	7.2
MK25103S	1-1/4"X24 Spline	5.0"/6.0"	5/8"-18 Std	Double drilled	7.2
MK25106S	1-1/4"X24 Spline	6.0"	5/8"-18 Std		7.2
MK25200S	1-1/4"X24 Spline	5.5"	1/2"-20 Std		7.2
MK25206S	1-1/4"X24 Spline	6.0"	1/2"-20 Std		7.2
MK25300S	1-1/4"X24 Spline	5.5"	5/8"-18 offset		7.2
MK25306S	1-1/4"X24 Spline	6.0"	5/8"-18 offset		7.2
MK25400S	1-1/4"X24 Spline	5.5"	1/2"-20 offset		7.2
MK25406S	1-1/4"X24 Spline	6.0"	1/2"-20 offset		7.2

Manual Brake Adjusters

STEMCO Crewson Part Number	Spline Type	Arm Length	Notes	Wt
MM1200S	1-1/2"X10 Spline	5"/6"/7"	Straight arm	5.3
MM1202S	1-1/2"X10 Spline	5.5"/6.5"	Straight arm	5.3
MM1296S	1-1/2"X10 Spline	6.0"	Curved Arm	5.3
MM2200S	1-1/2"X28 Spline	5"/6"/7"	Straight arm	5.3
MM2202S	1-1/2"X28 Spline	5.5"/6.5"	Straight arm	5.3
MM2204S	1-1/2"X28 Spline	5.9"/6.0"	Straight arm	5.3
MM2296S	1-1/2"X28 Spline	6.0"	Curved Arm	5.3
MM3200S	1-1/2"X37 Spline	5"/6"/7"	Straight arm	5.3
MM3202S	1-1/2"X37 Spline	5.5"/6.5"	Straight arm	5.3
MM3206S	1-1/2"X37 Spline	6.0"	Straight arm	5.3
MM4200S	1-1/4"X10 Spline	5"/6"/7"	Straight arm	5.3
MM4201S	1-1/4"X10 Spline	4.5"/5.5"	Straight arm	5.3
MM4202S	1-1/4"X10 Spline	5.5"/6.5"	Straight arm	5.3
MM4204S	1-1/4"X10 Spline	5.0"/6.0"	Straight arm	5.3
MM5201S	1-1/4"X24 Spline	4.5"/5.5"	Straight arm	5.3

Pin Kits, Pointers, and Cutoff Tool

STEMCO Crewson Part Number	Description	STEMCO Crewson Part Number	Description
 MC8056KTAS	Pin Kit for ABA with Auto-Check™	 MC8500S	Pointer for ABA with Auto-Check™
 MC8056KTS	Pin Kit for ABA without Auto-Check™	 MC8530S	Alignment Cutoff Tool
 SC8056KTAS	Stainless Steel Clevis Pin Kit for ABA with Auto-Check™	 MC5103S	Arm Bushing Kit
		 1951002	Brake Spring Installation Tool

Clevis Kits With Auto-Check™

STEMCO Crewson Part Number	Fits Push Rod Thread	Straight or Offset	Auto-Check™
 MC8410KTAS	1/2" - 20	Straight	with Auto-Check™
 MC8412KTAS	1/2" - 20	Short	with Auto-Check™
 MC8415KTAS	1/2" - 20	Offset	with Auto-Check™
 MC8420KTAS	5/8" - 18	Straight	with Auto-Check™
 MC8422KTAS	5/8" - 18	Short	with Auto-Check™
 MC8425KTAS	5/8" - 18	Offset	with Auto-Check™
 MC8480KTAS	5/8" - 18	Extended	with Auto-Check™

Clevis Kits Without Auto-Check™

	STEMCO Crewson Part Number	Fits Push Rod Thread	Straight or Offset	Auto-Check™
	MC8410KTS	1/2" - 20	Straight	No
	MC8415KTS	1/2" - 20	Offset	No
	MC8412KTS	1/2" - 20	Short	No
	MC8420KTS	5/8" - 18	Straight	No
	MC8425KTS	5/8" - 18	Offset	No
	MC8422KTS	5/8" - 18	Short	No
	MC8480KTS	5/8" - 18	Extended	No

STEMCO Crewson Competitive Quick Crossover

TO CONVERT NON AUTO-CHECK TO AUTO-CHECK:

- Change the first number from a (2) to (3) for chamber type 16, 20, 24 STD - 1.75" Limit
- Change the first number from a (2) to (4) for chamber type 16, 20, 24 LS, 30 STD - 2.00" Limit
- Change the first number from a (2) to (5) for chamber type 36 STD - 2.25" limit
- Change the first number from a (2) to (7) for chamber type 24 LLS, 30 LS - 2.5" Limit

BENDIX	NON AUTO-CHECK	AUTO-CHECK	GUNITE (CONT.)	NON AUTO-CHECK	AUTO-CHECK	MERITOR (CONT.)	NON AUTO-CHECK	AUTO-CHECK
065163	MK24300S	MK44300S	AS1141	MK22106S	MK42106S	R801073	MK22100S	MK42100S
065164	MK24200S	MK34200S	AS1142	MK22101S	MK42101S	R801074	MK22106S	MK42106S
065167	MK25100S	MK45100S	AS1143	MK23100S	MK43100S	R801075	MK22106S	MK42106S
065169	MK21300S	MK41300S	AS1144	MK23106S	MK43106S	R801079	MK22100S	MK42100S
065170	MK21100S	MK41100S	AS1146	MK21100S	MK41100S	R801080	MK22100S	MK42100S
065172	MK21106S	MK41106S	AS1147	MK21106S	MK41106S	R801100	MK23106S	MK43106S
065174	MK22100S	MK42100S	AS1148	MK21101S	MK41101S	R801101	MK23100S	MK43100S
065175	MK22106S	MK42106S	AS1149	MK22100S	MK42100S	R801102	MK23106S	MK43106S
065176	MK22106S	MK42106S	AS1150	MK22106S	MK42106S	R802032	MK24400S	MK34400S
065177	MK23106S	MK43106S	AS1151	MK22101S	MK42101S	R802033	MK24400S	MK34400S
065178	MK23100S	MK43100S	AS1152	MK24400S	MK34400S	R802060	MK25200S	MK35200S
065179	MK23106S	MK43106S	AS1153	MK24300S	MK44300S	R802061	MK25200S	MK35200S
065182	MK23100S	MK43100S	AS1154	MK25400S	MK35400S	R802070	MK25100S	MK45100S
065221	MK22200S	MK32200S	AS1155	MK25300S	MK45300S	R802071	MK25100S	MK45100S
065244	MK24400S	MK34400S	AS1156	MK21300S	MK41300S	R802446	MK22100S	MK42100S
065245	MK22400S	MK32400S	AS1157	MK22300S	MK42300S	R802447	MK22100S	MK42100S
065247	MK22100S	MK42100S	AS1159	MK23100S	MK43100S	R806005	MK22152S	
065274	MK24200S	MK44200S	AS1160	MK23106S	MK43106S	R806006	MK22153S	
065276	MK22400S	MK42400S	AS1162	MK21100S	MK41100S	R806013	MK22106S	MK42106S
065306	MK25400S	MK45400S	AS1163	MK21106S	MK41106S	R806014	MK23106S	MK43106S
065344	MK21106S	MK41106S	AS1164	MK21101S	MK41101S	R806015	MK21106S	MK42106S
065335	MK25200S	MK35200S	AS1165	MK22100S	MK42100S	R806019	MK22100S	MK42100S
065403	MK25100S	MK45100S	AS1166	MK22106S	MK42106S	R806020	MK23100S	MK43100S
065488	MK21300S	MK41300S	AS1167	MK22101S	MK42101S	R806021	MK21100S	MK41100S
065700	MK21100S	MK41100S	Use Clevis Kit MC8410KTS for 1/2" Push Rods.			R806022	MK21025S	MK41100S
801351	MK24100S	MK44100S	ALL Gunite AS1000 Numbers are Without Clevises.			R806023	MK21103S	MK41106S
801353	MK21200S	MK31200S	IE: AS1040 is a AS1140 with Clevis.			R806024	MK22103S	MK42106S
801355	MK22200S	MK32200S	HALDEX	NON AUTO-CHECK	AUTO-CHECK	R806026	MK22102S	MK42100S
801356	MK22106S	MK42106S	40010002	MK24300S	MK44300S	R806504	MK25300S	MK45300S
801358	MK21300S	MK41300S	40010003	MK24300S	MK44300S	R806505	MK25300S	MK45300S
EUCLID	NON AUTO-CHECK	AUTO-CHECK	40010005	MK21100S	MK41100S	MIDLAND	NON AUTO-CHECK	AUTO-CHECK
E-6987A	MK24100S	MK44100S	40010006	MK21300S	MK41300S	CS52315	MK21103S	MK41106S
E-6988A	MK24300S	MK44300S	40010007	MK21300S	MK41300S	CS52316	MK21102S	MK41100S
E-6987A	MK24100S	MK44100S	40010008	MK22100S	MK42100S	CS52317	MK21104S	N/A
E-6988A	MK24300S	MK44300S	40010013	MK24100S	MK44100S	CS52320	MK22102S	MK42100S
E-6989A	MK25100S	MK45100S	40010048	MK23000S	MK43000S	CS52321	MK22103S	MK42106S
E-6990A	MK25300S	MK45300S	40010049	MK22300S	MK42300S	CS52322	MK22104S	N/A
E-6991A	MK21103S	MK41106S	40010070	MK22100S	MK42100S	CS52325	MK23102S	MK43100S
E-6992A	MK21102S	MK41100S	40010071	MK21100S	MK41100S	CS52326	MK23106S	MK43106S
E-6993A	MK22103S	MK42106S	40010072	MK24100S	MK44100S	CS52330	MK24102S	MK44100S
E-6994A	MK22102S	MK42100S	40010081	MK22100S	MK42100S	CS52331	MK24300S	MK44300S
E-6995A	MK23103S	MK43106S	40010140	MK22103S	MK42106S	CS52332	MK24103S	MK44106S
E-6996A	MK23102S	MK43100S	40010141	MK22102S	MK42100S	CS52335	MK25102S	MK45100S
E-10779A	MK22100S	MK42100S	40010142	MK21103S	MK41106S	CS52336	MK25300S	MK45300S
E-10780A	MK21100S	MK41100S	40010143	MK22102S	MK42100S	CS52337	MK25103S	MK45106S
E-10781A	MK22106S	MK42106S	40010144	MK22106S	MK42106S	CS53342	MK21153S	
E-10782A	MK21106S	MK41106S	40010145	MK21106S	MK41106S	CS52343	MK22153S	
E-10783A	MK23106S	MK43106S	40010155	MK21100S	MK41100S	CS52344	MK21104S	N/A
E-10784A	MK24100S	MK34100S	40010211	MK22100S	MK42100S	CS52345	MK22104S	N/A
E-10785A	MK22100S	MK72100S	40010212	MK22106S	MK42106S	CS52346	MK21100S	MK41100S
E-10786A	MK21100S	MK71100S	40010213	MK23100S	MK43100S	CS52347	MK22100S	MK42100S
E-10787A	MK23106S	MK73106S	40010214	MK23106S	MK43106S	CS52348	MK21106S	MK41106S
E-10788A	MK22106S	MK72106S	40010215	MK21100S	MK41100S	CS52349	MK22106S	MK42106S
E-10789A	MK21106S	MK71106S	40010216	MK21106S	MK41106S	CS52350	MK23106S	MK43106S
E-10949A	MK22153S		40010302	MK21153S		CS52351	MK21152S	
E-10950A	MK21153S		40010304	MK22152S		CS52352	MK22152S	
E-11872	MK24101S	MK44101S	MERITOR	NON AUTO-CHECK	AUTO-CHECK	CS52353	MK21103S	MK41106S
E-11873	MK22101S	MK42101S	R801001	MK24200S	MK34200S	CS52354	MK21102S	MK41100S
E-11875	MK23101S	MK43101S	R801002	MK25200S	MK35200S	CS52355	MK22103S	MK42106S
E-11877	MK25100S	MK35100S	R801003	MK25100S	MK45100S	CS52356	MK22102S	MK42100S
E-11879	MK25200S	MK35200S	R801004	MK24100S	MK44100S	CS52357	MK23100S	MK43100S
E-11880	MK24200S	MK34200S	R801040	MK21106S	MK42106S	CS52358	MK24100S	MK34100S
GUNITE	NON AUTO-CHECK	AUTO-CHECK	R801041	MK21100S	MK41100S	CS52359	MK25100S	MK35100S
AS1132	MK21100S	MK41100S	R801042	MK21106S	MK41106S	CS52360	MK24200S	MK34200S
AS1133	MK21106S	MK41106S	R801043	MK21100S	MK41100S	CS52361	MK25200S	MK35200S
AS1134	MK21101S	MK41101S	R801044	MK21106S	MK42106S	CS52362	MK21100S	MK71100S
AS1136	MK24100S	MK44100S	R801070	MK22200S	MK42200S	CS52363	MK21106S	MK71106S
AS1138	MK25100S	MK45100S	R801071	MK22106S	MK42106S	CS52364	MK22100S	MK72100S
AS1140	MK22100S	MK42100S	R801072	MK22100S	MK42100S	CS52365	MK22106S	MK72106S
						CS52366	MK23106S	MK73106S

☐ Auto-Check part numbers exact crossover

☐ No Auto-Check 12-1/4" brakes

☐ 5.5" Only

☐ 6" Only

☐ Double Drilled

☐ For 5/8" Push Rod Applications

☐ No Auto Check 12-1/4" brakes

☐ 5.5" Only

☐ 6" arm length only

☐ Double Drilled

☐ Auto-Check part numbers exact crossover

☐ No Auto-Check 12-1/4" brakes

☐ 5.5" arm length only

☐ 6" Only

☐ Doubled Drilled

1 Kit
HK1225D
*SK4607C

12.25" Spicer Dana Cast Shoes
2 HD Return Springs: 3/4" O.D., 4 3/16" Length
2 Anchor Pins
1 Link
2 Lock Washers
2 Jam Nuts
2 SS Bushings
2 Knurled Rollers
2 Roller Pins
2 Set Screws

1 Kit
HK1225D-51
*SK1225DP

12.25" Spicer Dana Fabricated Shoes
1 HD Return Spring: 1" O.D., 6 9/16" Length
2 Spring Pins
2 Anchor Pins
2 Knurled Rollers
2 Roller Retainers
4 Washers
4 Lock Rings
2 SS Bushings

1 Kit
HK1225D-52
*SK1225DPOR

12.25" Spicer Dana Fabricated Shoes
1 HD Return Spring: 1" O.D., 6 9/16" Length
2 Spring Pins
2 Anchor Pins
2 Rollers
2 Roller Retainers
4 Washers
4 Lock Rings
2 Bushings

1 Kit **10 Kits**
HK1225D-53 **BHK1225D-53**
*SK1225DFC *BSK1225DFC

Combination Kit 12.25" Spicer Dana Fast Change - Pre & Post '96 Spiders
1 HD Return Spring: 1" O.D., 6 9/16" Length
2 Spring Pins
2 Rollers
2 Retainer Springs
2 Roller Retainers
2 Anchor Pins
2 Anchor Pins
2 Bushings
4 Washers
4 Lock Rings

1 Kit **10 Kits**
HK1225D-54 **BHK1225D-54**
*SK1225FCII *BSK1225FCII

12.25" Spicer Dana Fast Change - Post '96 Spiders
1 HD Return Spring: 1" O.D., 6 9/16" Length
2 Spring Pins
2 Rollers
2 Retainer Springs
2 Roller Retainers
2 Anchor Pins
2 Bushings

1 Kit
HK1225DU
*SK1225U

12.25" Spicer Dana New Style U Brake
1 HD Return Spring: 1" O.D., 6 9/16" Length
2 Spring Pins
2 Knurled Rollers
1 Retainer Clip
2 Roller Retainers
2 Anchor Pins

*New Part Number System coming in 2015.

1 Kit
HK1225DU-54
*SK1225UOR

12.25" Spicer Dana New Style U Brake
1 HD Return Spring: 1" O.D., 6 9/16" Length
2 Spring Pins
2 Rollers
1 Retainer Clip
2 Roller Retainers
2 Anchor Pins

1 Kit
HK1225DX
*SK1225DXPQ

10 Kits
BHK1225DX
*BSK1225DXPQ

12.25" Dexter
1 HD Return Spring: 1" O.D., 6 9/16" Length
2 Spring Pins
2 Retainer Springs
2 Knurled Rollers
2 Roller Pins
2 Lock Rings
2 Anchor Pins
2 Bushings

1 Kit
HK1225E
*SK1225E

12.25" Eaton
1 Return Spring: 1" O.D., 5" Length
2 Retainer Springs
2 Rollers
2 Washers
1 Lock Washer
1 Lock Ring
1 Anchor Pin
1 Lock Nut

1 Kit
HK1225Q
*SK1225Q

10 Kits
BHK1225Q
*BSK1225Q

12.25" Meritor Q Brake
1 Return Spring: 1 1/8" O.D., 6 7/8" Length
2 Spring Pins
2 Retainer Springs
2 Knurled Rollers
2 Roller Pins
4 Lock Rings
2 Anchor Pins
2 Bushings

1 Kit
HK1225SF
*SK1225SF

10 Kits
BHK1225SF
*BSK1225SF

12.25" Standard Forge Fabricated Shoe
1 HD Return Spring: 1" O.D., 6 9/16" Length
2 Spring Retainer Pins
2 Knurled Rollers
2 Roller Pins
4 Washers
2 Lock Rings
4 Lock Rings
2 Anchor Pins
2 SS Bushings

1 Kit
HK1225SF-55
*SK1225SF-CF

12.25" Standard Forge Conversion from Cast to Fabricated Shoes
1 HD Return Spring: 1" O.D., 6 9/16" Length
2 Spring Retainer Pins
2 Knurled Rollers
2 Roller Pins
2 Lock Washers
2 Links
2 Lock Rings
2 Anchor Pins
2 Jam Nuts

*New Part Number System coming in 2015.

Hardware Kits for 15" Drums

1 Kit
HK1308E
*SK1500E

10 Kits
BHK1308E
*BSK1500E

15" Eaton
1 Return Spring: 13/16" O.D., 7 1/8" Length
1 Retainer Spring
2 Rollers

1 Kit
HK1308Q
*SK1308Q

10 Kits
BHK1308Q
*BSK1308Q

15" Meritor Front Brake
1 Return Spring: 13/16" O.D., 7 11/16" Length
1 Retainer Spring
2 Rollers
2 Shoe Clips
2 Washers
1 Wear Plate
2 Anchor Pins
2 Nuts

1 Kit
HK1308T
*SK1500T

15" Meritor T Series Types 1 & 2
1 Return Spring: 7/8" O.D., 7 3/16" Length
2 Rollers
2 Lock Rings
2 Washers
2 Anchor Pins
2 Nuts
1 Hold Down Kit

1 Kit
HK4702Q
*SK1500QP

10 Kits
BHK4702Q
*BSK1500QP

15" Meritor Q Plus Front Brake
1 Return Spring: 1 1/8" O.D., 8 3/8" Length
2 Spring Pins
2 Retainer Springs
2 Knurled Rollers
2 Roller Retainers
2 Anchor Pins
2 Bushings

1 Kit
HK4729E
*SK4729E

10 Kits
BHK4729E
*BSK4729E

15" Eaton
1 Return Spring: 1 1/4" O.D., 9 1/4" Length
2 Retainer Springs
2 Rollers
2 Roller Retainers

1 Kit
HK1500B
*SK4693BQ


15" Bendix Ford Cargo
1 Return Spring
2 Retainer Springs
2 Rollers
2 Roller Pins
1 Anchor Pin

*New Part Number System coming in 2015.

1 Kit
HK4716E
*SK4716E

15" Eaton Extra Service and Second Generation


- 1 Return Spring: 1 3/16" O.D., 3 9/16" Length
- 2 Retainer Springs
- 2 Knurled Rollers
- 2 Roller Retainers



1 Kit
HK4717E
*SK4717E

15" Eaton Extra Service and Second Generation

- 1 Return Spring: 1 1/8" O.D., 10 1/8" Length
- 2 Retainer Springs
- 2 Knurled Rollers
- 2 Roller Retainers



*New Part Number System coming in 2015.

1 Kit
HK4515Q-3A
*SK1650QHD

10 Kits
BHK4515Q-3A
*BSK1650QHD

16.5" Q and Q+, Intraxx®, Meritor, Spicer XL
1 HD Return Spring: 1 1/4" O.D., 8 3/8" Length
2 Spring Pins
2 Retainer Springs
2 Knurled Rollers
2 Roller Retainers
2 Anchor Pins
2 Bushings

1 Kit
HK4515F-3
*SK1650X3HD

10 Kits
BHK4515F-3
*BSK1650X3HD

16.5" Fruehauf XEM3 (Pro-Par®)
1 HD Return Spring: 8 3/8" Length
2 Spring Pins
2 Retainer Springs
2 Knurled Rollers
2 Roller Retainers
2 Anchor Pins
2 Bushings

1 Kit
HK1657QM
*SK1650QFR

10 Kits
BHK1657QM
*BSK1650QFR

16.5" Q and Q+, Intraxx®, Meritor, Spicer XL
1 Return Spring: 9 1/16" Length
2 Spring Pins
2 Retainer Springs
2 Knurled Rollers
2 Roller Retainers
2 Anchor Pins
2 Bushings

1 Kit
HK4515P
*SK1650PHD

10 Kits
BHK4515P
*BSK1650PHD

16.5" Universal P Meritor
1 HD Return Spring: 8" Length
2 Spring Pins
2 Knurled Rollers
2 Roller Retainers
4 Washers
4 Lock Rings
2 Anchor Pins
2 Bushings

1 Kit
HK4515XL
*SK1650XL

16.5" Spicer Dana XL Brake
1 HD Return Spring: 8" Length
2 Spring Pins
2 Retainer Springs
2 Roller Pins
2 Roller Retainers
2 Anchor Pins
2 Bushings

1 Kit
HK1657B
*SK1650BQ

16.5" Bendix Q (Ford Cargo)
1 Return Spring
2 Spring Pins
2 Retainer Springs
2 Knurled Rollers
2 Anchor Pins
2 Rollers
2 Bushings

*New Part Number System coming in 2015.

1 Kit
HK4311E
*SK1650E

10 Kits
BHK4311E
*BSK1650E

16.5" Eaton
1 HD Return Spring: 10 13/16" Length
2 Retainer Springs
2 Knurled Rollers
2 Roller Pins

1 Kit
HK4311EHM
*SK1650EHM

16.5" Eaton High Mount
1 HD Return Spring: 10" Length
2 Retainer Springs
2 Knurled Rollers
2 Roller Pins

1 Kit
HK4709E
*SK1650E1

10 Kits
BHK4709E
*BSK1650E1

16.5" Eaton First Generation with Tabs
1 HD Return Spring: 10 3/4" Length
2 Retainer Springs
2 Knurled Rollers
2 Roller Retainers

1 Kit
HK4709E-12
*SK1650E2

10 Kits
BHK4709E-12
*BSK1650E2

16.5" Eaton Second Generation with No Tabs
1 HD Return Spring: 10 3/4" Length
2 Retainer Springs
2 Knurled Rollers
2 Roller Retainers

1 Kit
HK4709E-48
*SK1650E2FR

10 Kits
BHK4709E-48
*BSK1650E2FR

16.5" Eaton Combination Kit for either straight spring or horse collar steer axle applications (4719 & 4725)
1 HD Return Spring: 10 3/4" Length
2 Retainer Springs
2 Knurled Rollers
2 Roller Retainers
2 Retainer Springs (for horse collar)

1 Kit
HK4719E
*SK1650E2HC

10 Kits
BHK4719E
*BSK1650E2HC

16.5" Eaton Steer Axle - For horse collar applications only (4719 & 4725)
2 Retainer Springs (for horse collar): 3 9/16" Length
2 Knurled Rollers
2 Retainer Springs
2 Roller Retainers

*New Part Number System coming in 2015.

1 Kit
HK4471B1
*SK4471OSC

18" Meritor Old Style Cast Shoe

- 1 Return Spring
- 2 Spring Clips
- 2 Rollers
- 2 Anchor Pins
- 4 Lock Rings
- 4 Shoe Bushings
- 4 Seals
- 2 Lock Screws

1 Kit
HK4471B2
*SK4471NSC

18" Meritor New Style Cast Shoe

- 1 Return Spring
- 2 Spider Bushings
- 2 Rollers
- 2 Anchor Pins
- 4 Lock Rings
- 4 Shoe Bushings
- 4 Seals
- 2 Lock Screws

1 Kit
HK1800E
*SK1800EC

18" Eaton Cast Brake

- 1 HD Return Spring 11" Length
- 2 Retainer Springs
- 2 Rollers
- 2 Roller Pins

*New Part Number System coming in 2015.

BATCO	STEMCO
08-100400	HK4515P
08-104200	HK4311E
08-104300	HK4716E
08-104900	HK1225D-54
08-105104	HK1225DU-54
08-1074	HK1225SF
08-107404	HK1225D-52
08-107500	HK1225SF-55
08-1076	HK1225E
08-1077	HK1225F
08-108840	HK4515Q-3A
08-108840	HK4707Q
08-108850	HK1657QM
08-109130	HK4515F-3
08-1093	HK1225Q
08-1103	HK4311EHM
08-1107	HK1308T
08-1111	HK1308Q
08-111300	HK1308E
08-1128	HK1225D-51
08-1146	HK1225DU
08-114700	HK4729E
08-114800	HK4709E
08-1160	HK4702Q
08-1162	HK4515XL

BENDIX	STEMCO
HK16XLS	HK4515P
HK24XLHM	HK4311EHM
HK24XLSLM	HK4311E
HK29XLS	HK4702Q
HK29XLS	HK4515Q-3A
HK29XLS	HK4707Q
HK34XLS	HK4515F-3
HK40	HK1225E
HK41	HK1225F
HK43XLS	HK1225SF
HK44XLS	HK1225Q
HK47XLS-150	HK1225DU-54
HK48-125	HK1225D-51
HK48-150	HK1225D-52
HK49-150	HK1225D-53
HK51	HK1308T
HK54	HK1308E
HK55	HK1308Q
HK58XLS	HK1225DX
HK61	HK4709E-12
HK62XLS	HK4719E
HK63	HK4709E
HK68	HK4471B1
HK70	HK1500B
HK74XLS	HK1657QM
HK90XLS	HK4716E
HK91XLS	HK4717E
HK96XLS	HK4515XL
HK97XLS	HK4729E

BWP	STEMCO
M-K10/MK99	HK4311E
M-K11	HK1225D
M-K12	HK1225SF
M-K2/M-K7	HK4515P
M-K39/M-K72	HK4515Q-3A
M-K39/M-K72	HK4707Q
M-K42	HK4515F-3
M-K43	HK1225SF-55
MK-45	HK1225Q
MK-46	HK1225E
MK-47	HK1225F
M-K52	HK1308T
M-K6	HK4311EHM
M-K77	HK1308E
M-K79	HK1308Q
M-K80	HK1225D-51
M-K83	HK1225DU
M-K84	HK4709E
M-K91	HK4515XL
M-K98	HK4702Q

EUCLID	STEMCO
E-10244	HK4709E-12
E-10756	HK1225D-54
E-10760	HK4719E
E-10875	HK1225DX
E-11981	HK4729E
E-1308E	HK1308E
E-1308Q	HK1308Q
E-1308T	HK1308T
E-14539	HK1225D-53
E-1816HD	HK4515P
E-1887AHD	HK4311E
E-2030HD	HK1225D
E-2126	HK1225E
E-2286	HK1225F
E-2402HD	HK1225SF
E-2403HD	HK1225SF-55
E-2769HD	HK4515Q-3A
E-2769HD	HK4707Q
E-3373HD	HK1225D-51
E-3484	HK1225Q
E-3518	HK4471B1
E-3710HD	HK4515F-3
E-3782	HK1225DU
E-3801	HK4311EHM
E-3869	HK1308Q
E-3992	HK4471B2
E-4311EHD	HK4311E
E-4515PHD	HK4515P
E-4515QHD	HK4515Q-3A
E-4515XHD	HK4515F-3
E-4691	HK1308T
E-4702KT	HK4702Q
E-4709E2	HK4709E-12
E-4709ES	HK4709E
E-5139	HK1308E
E-5481A	HK4709E
E-5515	HK4515XL
E-7231	HK1500B
E-7237	HK1657B
E-9039	HK4717E
E-9064	HK4702Q
E-9141	HK4716E
E-9281	HK1225D-52
E-9283	HK1225DU-54
E-9644	HK1657QM

HALDEX	STEMCO
CQ65446	HK4719E
CQ65477	HK4709E-12
CQ65481	HK4709E
CQ65515	HK4515XL
CQ65519	HK1500B
CQ65520	HK1657B
CQ65642	HK4702Q
CQ66735	HK4515P
CQ66867	HK4515Q-3A
CQ66887	HK1657QM
CQ66914	HK4515F-3
CQ66917	HK1308E
CQ66919	HK1308T
CQ66947	HK4716E
CQ66948	HK4717E
CQ67319	HK4311E
CQ67319	HK4707Q
CQ67388	HK1225E
CQ67394	HK1225F
CQ67394	HK1225SF
CQ67395	HK1225Q
CQ67403	HK1225D-51
CQ67405	HK1225D-52
CQ67407	HK4471B1
CQ67408	HK4471B2
CQ67437	HK1225D-54
CQ67899	HK1308Q-88
CQ69001	HK1308Q
CQ69002	HK1225DU
CQ69003	HK1308T-88
CQ69004	HK4311EHM
CQ69006	HK1225DU-54
CQ69007	HK4729E

LELAND	STEMCO	MERITOR	STEMCO	SIRCO	STEMCO	SPICER	STEMCO
K-105	HK1225F	KIT8000HD	HK4515Q-3A	EF-1	HK1308E	14-4A	HK4515P
K-154	HK1225Q	KIT8000HD	HK4707Q	EF-2	HK4719E	24-1A	HK4311E
K-260	HK1308T	KIT8004	HK1225Q	EK-1HD	HK4311E	24-1AF	HK4311EHM
K-263	HK1308E	KIT8029	HK1308Q	EK-3	HK4311EHM	29-1A	HK4515Q-3A
K-277	HK1225D-51	KIT8081	HK1657QM	ES-1	HK4709E	29-1A	HK4707Q
K-279	HK1225DU	KIT8824HD	HK4702Q	ES-2	HK4709E-12	29XL	HK4515XL
K-283	HK1308Q	KIT9094	HK1308T	ES-3	HK4716E	326514	HK4729E
K-295	HK4709E	KIT9179	HK4471B1	ES-4	HK4717E	34A	HK4515F-3
K-305	HK4515XL	MKT1308E	HK1308E	LB-1	HK1225SF	40A	HK1225E
K-309	HK4515F-3	MKT1308Q	HK1308Q	LB-10	HK1225D-54	41A	HK1225F
K-316	HK4311EHM	MKT1308T	HK1308T	LB-2	HK1225D-51	42A	HK1225D
K-318	HK4702Q	MKT4311EHD	HK4311E	LB-3	HK1225Q	43A	HK1225SF
K-329	HK4515Q-3A	MKT4515PHD	HK4515P	LB-4	HK1225E	44A	HK1225Q
K-329	HK4707Q	MKT4515QHD	HK4515Q-3A	LB-5	HK1225F	45A	HK1225SF-55
K-334	HK1657QM	MKT4515XHD	HK4515F-3	LB-6	HK1225DU	47A	HK1225DU
K-335	HK1225D-52	MKT4702KT	HK4702Q	LB-8	HK1225DU-54	47B	HK1225DU-54
K-336	HK1225DU-54	MKT4709ES	HK4709E	LB-9	HK1225D-52	48A	HK1225D-51
K-356	HK4716E	MKT4709ES2	HK4709E-12	MF-2	HK1657QM	48B	HK1225D-52
K-358	HK4717E	R507000	HK1225E	QK-1HD	HK4515Q-3A	51-1A	HK1308T
K-373	HK1225D-54	R507002	HK4311E	QK-1HD	HK4707Q	54A	HK1308E
K-375	HK4709E-12	R507004	HK1308E	RF-3	HK1308Q	55A	HK1308Q
K-376	HK4719E	R507005	HK1225F	RF-5	HK4702Q	66A	HK4702Q
K-42/K119	HK4311E	R507010	HK4515F-3	TK-4HD	HK4515P	TA63A	HK4709E
K-45/K-116	HK4515P	R507014	HK1225D	XK-3HD	HK4515F-3		
K-50	HK1225SF-55	R507015	HK1225SF	XL-1	HK4515XL		
K-515	HK4729E	R507057	HK4709E				
K-62	HK1225D	R507063	HK4515XL				
K-69	HK1225SF	R507064	HK4709E-12				
		R507068	HK1225SF-55				
		R507074	HK1225D-51				
		R507076	HK1225DU				
		R507077	HK4311EHM				
		R507080	HK1500B				
		R507081	HK1657B				
		R507083	HK4717E				
		R507086	HK4716E				
		R507088	HK1225D-52				
		R507090	HK1225DU-54				
		R507092	HK1225D-54				
		R507094	HK4719E				
		R507095	HK1225DX				
		R509001	HK4515P				
		R509408	HK4471B2				
		R615026	HK4729E				

Notes

NOTES

A large grid area for taking notes, consisting of a 20x30 grid of small squares.

STEMCO BRAKE PRODUCTS™

PLATINUM PLUS 7
PERFORMANCE SYSTEM™



NEW WHEEL KITS



STEMCO MOTOR WHEEL™
Genuine CentriFuse®



B Lock™



STEMCO MOTOR WHEEL™
CentriFuse®
HUB & DRUM ASSEMBLIES



STEMCO ROME™



STEMCO CREWSON™



STEMCO BRAKE PRODUCTS.
HIGH PERFORMANCE FRICTION



STEMCO MOTOR WHEEL™
CentriFuse® HD



HARDWARE KITS



STEMCO MOTOR WHEEL™
CentriFuse® Lite



CONE LOCK WHEEL NUTS



STEMCO™
A Higher Standard of Performance.™
an EnPro Industries company

www.stemco.com

STEMCO LP

USA - P.O. Box 1989 · Longview, TX 75606-1989 · PHONE: 903-758-9981 · 1-800-527-8492 · FAX: 1-800-874-4297

DISTRIBUTION - 159 Glades Road · Berea, KY 40503 · PHONE: 859-986-9381

CANADA - 5650 Timberlea Blvd. Unit B · Mississauga, ON L4W 4M6 · PHONE: 905-206-9922 · 1-877-232-9111 · FAX: 905-206-0120

AUSTRALIA - Unit 6 CNR Rookwood & Muir Roads · Yagoona NSW 2199 · PHONE: 011-61-2-9793-2599 · FAX: 011-61-2-9793-2544

CHINA - Rm D307 · Shang-Mira Commercial Center · No. 2633 West YanAn Road · Shanghai 200336 P.R. China · PHONE: 86 21 6278 7250 · FAX: 86 21 6278 2210

MEXICO - Poniente 116 No. Ext. 571 No. Int. 8 · Col. Industrial Vallejo, México D.F. · México C.P. 02300 · PHONE: 1-800-527-8492 · FAX: 1-800-874-4297

©2015 STEMCO LP

Printed in the USA

STEMCO Motor Wheel, STEMCO Crewson, STEMCO Durolite, and STEMCO Rome are all trademarks of STEMCO LP.

Part No. 574-0156 5/15