


November 23, 1952

# UNION PACIFIC RAILROAD



TIME TABLES



November 23, 1952

# UNION PACIFIC RAILROAD

TIME TABLES



# TABLE OF CONTENTS

Section	Page	Section	Page
Index to Union Pacific Stations.....	3 to 5	Connecting Bus Lines Service.....	42
Coast to Coast Sleeping Car Service.....	6 and 7	Address of Principal Union Pacific Stations.....	42
Equipment of Through Trains.....	8 to 23	One Way Railroad Fares.....	45
Condensed Train Schedules.....	8 to 23	Round Trip Railroad Fares.....	46 and 47
Complete Train Schedules.....	24 to 41	Pullman Sleeping Car Charges.....	48 and 49
Map of Union Pacific and Connecting Lines.....	26 and 27	Special Service Charges.....	49
Connecting Rail Lines Service.....	32, 43 and 44	Union Pacific Representatives.....	50 and 51

## INFORMATION

Miles shown on **mile posts** read westward from Council Bluffs, Iowa. Miles shown herein are from Omaha, Nebraska. (Variance approximately 3 miles.)

**Time** from 'midnight to noon inclusive, is indicated by light face type; **from noon to midnight inclusive, by dark face type.**

Any person who, because of mental, physical or other **disability**, is incapable of properly caring for himself or herself, will be received as a passenger **ONLY** when accompanied by a competent attendant.

New **leg rest seat coaches** are assigned to the Pacific Coast Streamliners. Every effort is made to maintain this service, but operation of non-leg rest coaches may be necessary on occasions, due to emergencies or shortages.

On trains that carry **chair car porters**, there is no charge for the services of the porter. He will, however, collect a nominal charge for pillows.

Children under 5 years of age ride free, when accompanied by parent or guardian; 5 years of age and under 12, pay **one-half fare**; 12 years of age and over, pay full fare.

Should any question or difference of understanding arise with agents or conductors as to **proper fare** or ticket privileges, please pay fare requested, take receipt, and communicate with General Passenger Traffic Manager, Omaha 2, Nebr.

**Tickets unused** or partly used, will be redeemed under tariff regulations at proper value. Consult any Union Pacific office or write to Gen'l Passenger Traffic Mgr., Omaha 2, Nebr.

**Stoppers** are permitted at all points within final limit of tickets by notifying conductor.

Many attractive **side trips** and optional routes are available. Ask your local Agent or any Union Pacific representative for details.

Tickets reading via Union Pacific Railroad will be honored by Overland Greyhound **Bus Lines** between any two points between which those two companies jointly operate.

You are requested to purchase your tickets before boarding the train.

**At Chicago** the Parmelee coupon on a through railroad ticket entitles the holder, without additional charge, to have himself and hand luggage transferred in a Parmelee car from his incoming to his outgoing station or to a downtown destination. Or, when there is at least a 3-hour interval between arrival of train in Chicago and scheduled departure time from outgoing station, Parmelee will transfer such luggage to the passenger's outgoing station where it can be claimed at the

parcel check room. The only cost is the usual parcel checking fee, 15 cents for each bag or parcel.

It is desirable to mark or tag each piece of baggage (for easy identification) with your name and address and, in addition, place your name and permanent address inside each piece, whether it is checked or carried with you on the train. Ask Ticket or Baggage Agent for free **address labels**.

For the convenience and comfort of themselves and others, passengers are requested to check their **hand baggage** whenever possible, except that actually needed for personal use enroute. No responsibility is assumed for unchecked articles left in stations, on platforms or in cars.

**Checkable baggage** consists of wearing apparel, toilet articles and such personal effects as the passenger may need for use on the trip.

Money, jewelry, negotiable papers, liquids, fragile or perishable articles, radios, typewriters, dishes and household goods must not be included in checked baggage.

One hundred and fifty (150) pounds of baggage, not exceeding one hundred dollars (\$100.00) in value, may be checked free on each adult ticket, and one-half those amounts in connection with half-fare tickets.

Passengers have the privilege of declaring **additional value** on checked baggage, not to exceed a total of \$2500.00, upon payment of a nominal charge. Consult Baggage Agent.

Dogs or other small household **pets** will be transported in baggage cars, subject to tariff regulations, or they may be taken into room accommodations when in suitable containers and subject to Pullman Company regulations. Ask your Agent for full details.

No single piece of baggage, exceeding 300 pounds in weight, 72 inches in greatest dimension, or single shipments in excess of \$2500.00 in value, will be checked. *Exception:* Boxes of heavy or corrugated pasteboard are limited to a gross weight of 50 pounds each.

All baggage should be marked plainly on outside with name and address of the owner.

In case of **lost articles**, communicate with Manager, Mail, Baggage & Express Traffic, Omaha 2, Nebr.

Union Pacific Railroad is not responsible for errors in time tables, inconvenience or loss resulting from **delayed trains**, failure to make connections, air conditioning failures, or emergency substitutions in equipment. Schedules, consists and designations of trains shown in this folder are subject to change without notice.

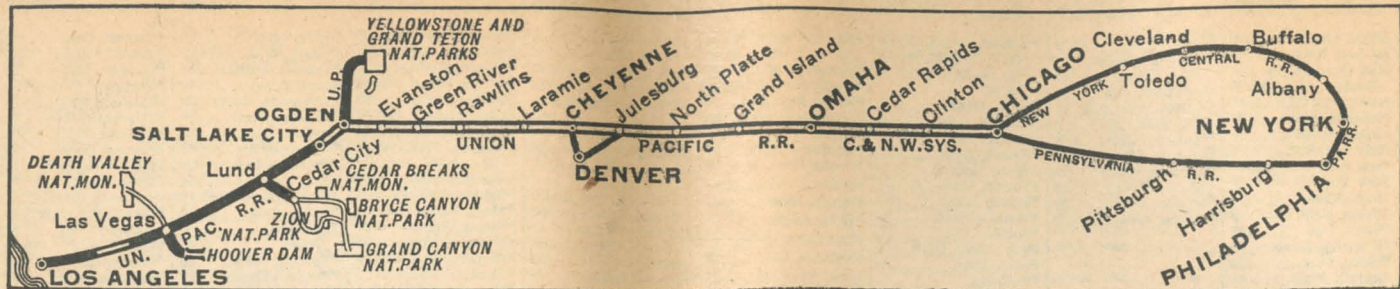


Table of station locations with columns for Table No., Station Name, and State/County. Includes entries for various states like Colorado, Idaho, Nebraska, Kansas, and Washington.

Stations marked # are located on Divisions indicated by table numbers, but are not shown in folder tables.

Table with multiple columns listing station names and their corresponding table numbers. Includes entries for various states like Utah, Wyoming, Colorado, and Idaho. Some entries are marked with a square symbol indicating they are located on Divisions indicated by table numbers.

Stations marked ■ are located on Divisions indicated by table numbers, but are not shown in folder tables.



## COAST-TO-COAST THROUGH SLEEPING CAR SERVICE

Between New York City and Los Angeles

The General No. 49		New York and Los Angeles via Pennsylvania Railroad and Overland Route		Los Angeles Limited No. 2		Advance Commodore Vanderbilt Limited No. 65		New York and Los Angeles via New York Central and Overland Route		Los Angeles Limited No. 2	
Los Angeles Limited No. 1		No Extra Fare		Pennsylvania Limited No. 2		Los Angeles Limited No. 1		No Extra Fare		Lake Shore Limited No. 22	
Daily—Example		Daily—Example		Daily—Example		Daily—Example		Daily—Example		Daily—Example	
5.00	SAT	Lv New York (E. S. T.)	Ar	11.59	WED	3.00	SAT	Lv New York (E.S.T.)	Ar	1.00	WED
6.26	SAT	Lv N. Philadelphia (E.S.T.)	Ar	10.30	"	7.30	SUN	Ar Chicago (C.S.T.)	Lv	6.30	TUE
12.59	SAT	Lv Pittsburgh (E.S.T.)	Ar	3.30	WED	C. & N. W.					
8.20	SUN	Ar Chicago (C. S. T.)	Lv	6.30	TUE						
12.01	SUN	Lv Chicago (C.S.T.)	Ar	2.00	TUE	12.01	SUN	Lv Chicago (C.S.T.)	Ar	2.00	TUE
4.07	"	" Cedar Rapids	Lv	9.25	"	4.07	"	" Cedar Rapids	Lv	9.25	"
6.35	"	" Boone	"	7.05	"	6.35	"	" Boone	"	7.05	"
9.15	SUN	Ar Omaha	Lv	4.30	TUE	9.15	SUN	Ar Omaha	Lv	4.30	TUE
Union Pacific											
9.40	SUN	Lv Omaha	Ar	4.05	TUE	9.40	SUN	Lv Omaha	Ar	4.05	TUE
12.15	MON	" Grand Island	Lv	1.35	TUE	12.15	MON	" Grand Island	Ar	1.35	TUE
2.30	"	Ar N. Platte (C.S.T.)	Lv	11.15	MON	2.30	"	Ar N. Platte (C.S.T.)	Lv	11.15	MON
1.40	"	Lv N. Platte (M.S.T.)	Ar	10.05	"	1.40	"	Lv N. Platte (M.S.T.)	Ar	10.05	"
4.00	"	" Sidney	Lv	8.15	"	4.00	"	" Sidney	Lv	8.15	"
6.05	"	Ar Cheyenne	Lv	6.15	"	6.05	"	Ar Cheyenne	Lv	6.15	"
6.15	"	Lv Cheyenne	Ar	5.55	"	6.15	"	Lv Cheyenne	Ar	5.55	"
7.45	"	" Laramie	Lv	4.35	"	7.45	"	" Laramie	Ar	4.35	"
10.00	"	" Rawlins	"	2.10	"	10.00	"	" Rawlins	"	2.10	"
12.55	"	" Green River	"	11.20	"	12.55	"	" Green River	"	11.20	"
5.10	"	" Ogden	"	7.30	"	5.10	"	" Ogden	"	7.30	"
6.15	"	" Salt Lake City	"	6.20	"	6.15	"	" Salt Lake City	"	6.20	"
10.05	MON	" Milford (M.S.T.)	"	2.30	MON	10.05	MON	" Milford (M.S.T.)	"	2.30	MON
3.05	TUE	Lv Las Vegas (P.S.T.)	"	7.55	SUN	3.05	TUE	Lv Las Vegas (P.S.T.)	"	7.55	SUN
8.45	"	Ar San Bernardino	"	1.50	"	8.45	"	Ar San Bernardino	"	1.50	"
9.15	"	" Riverside	"	1.25	"	9.15	"	" Riverside	"	1.25	"
10.25	"	" East Los Angeles	"	12.20	"	10.25	"	" East Los Angeles	"	12.20	"
10.55	TUE	Ar Los Angeles	Lv	12.01	SUN	10.55	TUE	Ar Los Angeles	Lv	12.01	SUN
10.50	TUE	Ar Alhambra	"	11.35	SUN	10.50	TUE	Ar Alhambra	"	11.35	SUN
11.05	"	Ar Pasadena	"	11.20	"	11.05	"	Ar Pasadena	"	11.20	"
11.30	"	Ar Glendale (City)	"	10.55	"	11.30	"	Ar Glendale (City)	"	10.55	"
11.35	"	Ar Anaheim	"	10.50	"	11.35	"	Ar Anaheim	"	10.50	"
11.20	"	Ar Long Beach	"	10.55	"	11.20	"	Ar Long Beach	"	10.55	"
11.45	TUE	Ar San Pedro (P.S.T.)	Lv	10.20	SUN	11.45	TUE	Ar San Pedro (P.S.T.)	Lv	10.20	SUN

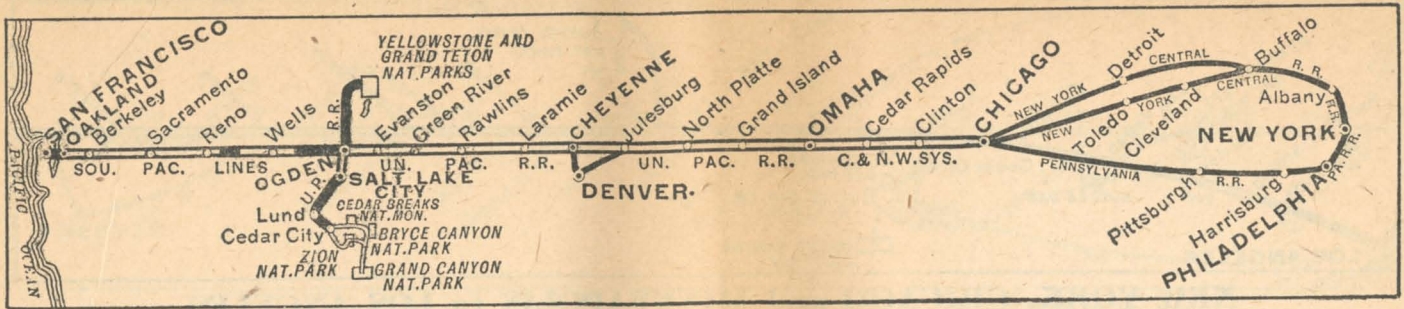
### Coast-to-Coast Equipment

Nos. 49-1 and 2-2

Standard Sleeping Cars. New York City to Los Angeles—  
10 Roomettes, 6 Double Bedrooms.  
Los Angeles to New York City—  
10 Roomettes, 6 Double Bedrooms.

Nos. 65-1 and 2-22

Standard Sleeping Cars. New York City to Los Angeles—  
10 Roomettes, 6, Double Bedrooms.  
Los Angeles to New York City—  
10 Roomettes, 6 Double Bedrooms.



## COAST-TO-COAST THROUGH SLEEPING CAR SERVICE

Between New York City and San Francisco

The Wolverine No. 17	New York and San Francisco via <b>New York Central and Overland Route</b>	San Francisco Overland No. 28	Pennsylvania Limited No. 1	New York and San Francisco via <b>Pennsylvania Railroad and Overland Route</b>	San Francisco Overland No. 28
San Francisco Overland No. 27	No Extra Fare	Lake Shore Limited No. 22	San Francisco Overland No. 27	No Extra Fare	Pennsylvania Limited No. 2
See Note 1		See Note 2	See Note 3		See Note 4

**Note 1: Sleeping Car from New York — Operates Westbound Via New York Central**  
—ODD DAYS: Nov., Dec., Febr. and March  
—EVEN DAYS: January and April

**Note 2: Sleeping Car from San Francisco — Operates Eastbound**  
—EVEN DAYS: Nov., Dec., Febr. and March.  
—ODD DAYS: January and April.

**Note 3: Sleeping Car from New York — Operates Westbound Via Pennsylvania Railroad**  
—EVEN DAYS: Nov., Dec., Febr. and March.  
—ODD DAYS: January and April

**Note 4: Sleeping Car from San Francisco — Operates Eastbound**  
—ODD DAYS: Nov., Dec., Febr. and March.  
—EVEN DAYS: January and April.

EXAMPLE			New York Central			EXAMPLE			Pennsylvania Railroad			EXAMPLE		
6.15	SAT	Lv	New York (E.S.T.)	Ar	1.00	WED	6.45	SAT	Lv	New York (E.S.T.)	Ar	11.59	WED	
7.18	SUN	Lv	Detroit	Ar	▲	▲	8.14	SAT	Lv	N. Philadelphia (E.S.T.)	Ar	10.30	"	
▼	▼	▼	Cleveland	Ar	▲	▲	3.05	SUN	Lv	Pittsburgh (E.S.T.)	Ar	3.30	WED	
11.35	SUN	Ar	Chicago (C.S.T.)	Lv	6.30	TUE	10.35	SUN	Ar	Chicago (C.S.T.)	Lv	6.30	TUE	
			C. & N. W.						C. & N. W.					
4.00	SUN	Lv	Chicago (C.S.T.)	Ar	1.30	TUE	4.00	SUN	Lv	Chicago (C.S.T.)	Ar	1.30	TUE	
7.50	SUN	"	Cedar Rapids	Lv	8.58	"	7.50	"	"	Cedar Rapids	Lv	8.58	"	
10.05	SUN	"	Boone	"	6.50	"	10.05	SUN	"	Boone	"	6.50	"	
1.15	MON	Ar	Omaha	Lv	4.00	TUE	1.15	MON	Ar	Omaha	Lv	4.00	TUE	
			Union Pacific						Union Pacific					
1.45	MON	Lv	Omaha	Ar	3.35	TUE	1.45	MON	Lv	Omaha	Ar	3.35	TUE	
4.22	"	"	Grand Island	Lv	1.10	TUE	4.22	"	"	Grand Island	Lv	1.10	TUE	
6.35	"	Ar	N. Platte (C. S. T.)	Lv	10.23	MON	6.35	"	Ar	N. Platte (C. S. T.)	Lv	10.23	MON	
6.05	"	Lv	N. Platte (M. S. T.)	Ar	9.13	"	6.05	"	Lv	N. Platte (M. S. T.)	Ar	9.13	"	
8.30	"	"	Sidney	Lv	7.22	"	8.30	"	"	Sidney	Lv	7.22	"	
10.45	"	Ar	Cheyenne	Lv	5.40	"	10.45	"	Ar	Cheyenne	Lv	5.40	"	
10.55	"	Lv	Cheyenne	Ar	5.25	"	10.55	"	Lv	Cheyenne	Ar	5.25	"	
12.25	"	"	Laramie	Lv	4.00	"	12.25	"	"	Laramie	Lv	4.00	"	
2.40	"	"	Rawlins	"	1.40	"	2.40	"	"	Rawlins	"	1.40	"	
5.40	"	"	Green River	"	11.00	"	5.40	"	"	Green River	"	11.00	"	
9.30	MON	Ar	Ogden (M. S. T.)	Lv	7.00	MON	9.30	MON	Ar	Ogden (M. S. T.)	Lv	7.00	MON	
			Southern Pacific						Southern Pacific					
9.55	MON	Lv	Ogden (M.S.T.)	Ar	6.25	MON	9.55	MON	Lv	Ogden (M.S.T.)	Ar	6.25	MON	
7.38	TUE	"	Reno (P.S.T.)	Lv	6.39	SUN	7.38	TUE	"	Reno (P.S.T.)	Lv	6.39	SUN	
8.33	"	"	Truckee	"	5.32	"	8.33	"	"	Truckee	"	5.32	"	
12.32	"	Ar	Sacramento	"	1.40	"	12.32	"	Ar	Sacramento	"	1.40	"	
12.37	"	Lv	Sacramento	"	1.35	"	12.37	"	Lv	Sacramento	"	1.35	"	
2.24	"	Ar	Berkeley	"	11.46	"	2.24	"	Ar	Berkeley	"	11.46	"	
2.35	"	"	Oakland (16th St.)	"	11.38	"	2.35	"	"	Oakland (16th St.)	"	11.38	"	
2.45	"	"	Oakland Pier	"	11.30	"	2.45	"	"	Oakland Pier	"	11.30	"	
3.20	TUE	Ar	San Francisco (P.S.T.)	Lv	11.00	SUN	3.20	TUE	Ar	San Francisco (P.S.T.)	Lv	11.00	SUN	

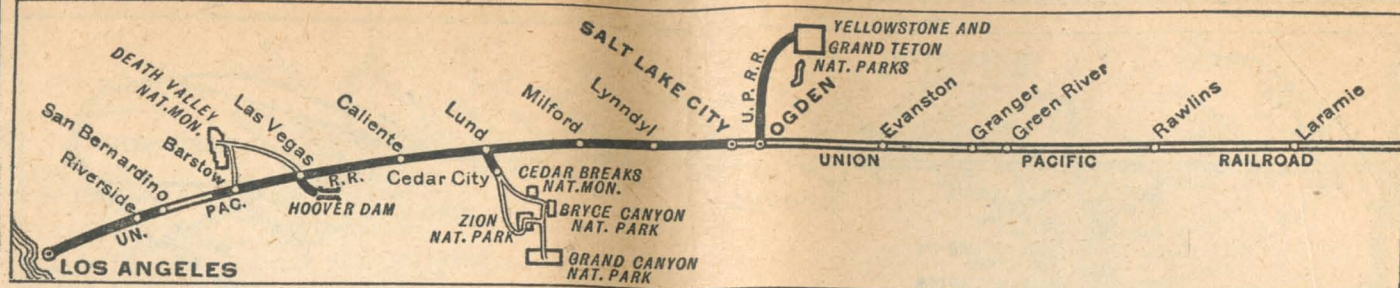
**Nos. 17-27 and 28-22**

**Coast-to-Coast Equipment**

Standard Sleeping Car. New York City to San Francisco—  
10 Roomettes, 6 Double Bedrooms.  
San Francisco to New York City—  
10 Roomettes, 6 Double Bedrooms.

**Nos. 1-27 and 28-2**

Standard Sleeping Car. New York City to San Francisco—  
10 Roomettes, 6 Double Bedrooms.  
San Francisco to New York City—  
10 Roomettes, 6 Double Bedrooms.



## NEW YORK, CHICAGO and MINNEAPOLIS to LOS ANGELES via Omaha and Salt Lake City

Table A Condensed Schedules All Trains Daily		Streamliner City of Los Angeles 103 ● Daily Example	Los Angeles Limited 1 ▲ Daily Example	Iahoan City of St. Louis 11-9 Daily Example	Gold Coast - Pony Express 23-37 Daily Example	Utah Parks Service 1-9-309 3:10-9 Daily Ex. Summer Service
Lv New York (EST) N.Y.C.			3.00 SA			3.00 SA
Ar Chicago (C.S.T.)			7.30 SU			7.30 SU
Lv New York (EST) Penn. RR.			5.00 SA			5.00 SA
Lv N. Philadelphia (E.S.T.)			6.26 SA			6.26 SA
Ar Chicago (C.S.T.)			8.20 SU			8.20 SU
Lv Chicago (CST) C. & N.W.	7.15 SU	12.01 SU			8.00 SU	12.01 SU
Ar Omaha	3.00 MO	9.15 SU			7.30 MO	9.15 SU
Lv Minneapolis C. & N.W.		11.40 SU	11.40 SU	9.25 SU	11.40 SU	
" St. Paul		12.10 "	12.10 "	10.10 SU	12.10 "	
" Sioux City		6.25 "	6.10 "	5.20 MO	6.25 "	
Ar Omaha		8.40 SU	8.40 SU	7.45 MO	8.40 SU	
Lv Omaha (C.S.T.) Un. Pac.	3.10 MO	9.40 SU	9.45 SU	8.20 MO	9.40 SU	
" Fremont			10.43 "	9.16 "		
" Columbus			11.39 "	10.12 "		
" Grand Island	5.10 "	12.15 MO	1.10 MO	11.30 "	12.15 MO	
" Kearney			2.05 "	12.18 "		
Ar North Platte (C.S.T.)	6.55 "	2.30 "	4.10 "	2.15 "	2.30 "	
Lv North Platte (M.S.T.)	6.00 "	1.40 "	3.48 "	1.25 "	1.40 "	
" Sidney	7.43 "	4.00 "	6.25 "	3.55 "	4.00 "	
Ar Cheyenne	9.25 "	6.05 "	8.40 "	6.10 "	6.05 "	
Lv Cheyenne	9.35 "	6.15 "	9.10 "	6.20 "	6.15 "	
" Laramie	10.55 "	7.45 "	10.45 "	7.50 "	7.45 "	
" Rawlins	12.40 "	10.00 "	1.12 "	10.35 MO	10.00 "	
" Rock Springs			3.21 "	12.56 TU		
" Green River	3.00 "	12.55 "	4.40 "	1.55 "	12.55 "	
" Evanston	4.40 "	2.53 "	6.45 "	4.15 "	2.56 "	
Ar Ogden	6.15 "	4.45 "	8.35 "	6.15 "	4.45 "	
Lv Ogden	6.25 "	5.10 "	9.05 "	7.00 "	5.10 "	
Ar Salt Lake City	7.10 "	6.05 "	10.00 "	8.00 "	6.05 "	
Lv Salt Lake City	7.20 "	6.15 "	10.30 MO	9.30 "	10.30 MO	
Ar Milford	10.30 MO	10.05 MO	2.20 TU	2.35 "	2.20 TU	
Ar Lund			3.05 TU	3.20 TU	3.05 TU	
Ar Cedar City			*4.15 TU	*4.30 TU	6.30 TU	
Lv Cedar City			*10.45 MO	*2.00 TU	9.00 SA	
Lv Lund (M.S.T.)			3.05 TU	3.20 TU	3.05 SU	
Lv Caliente (P.S.T.)			4.08 "	4.45 "	4.08 "	
" Las Vegas	2.25 TU	3.05 TU	7.20 "	8.45 TU	7.20 "	
Ar San Bernardino	7.20 "	8.45 "	1.10 "	3.45 WE	1.10 "	
" Riverside		9.15 "	1.40 "	4.25 "	1.40 "	
" East Los Angeles	8.40 "	10.25 "	2.50 "	6.25 "	2.50 "	
Ar Los Angeles (P.S.T.)	9.00 TU	10.55 TU	3.15 TU	7.00 WE	3.15 SU	
Ar Alhambra	9.05 TU	10.50 TU	3.10 TU	6.50 WE	3.10 SU	
Ar Pasadena	9.20 "	11.05 "	3.25 "	7.05 "	3.25 "	
Ar Glendale (City)	9.40 TU	11.30 TU	3.45 TU	7.25 WE	3.45 SU	
Ar Anaheim	9.50 TU	11.35 TU	3.55 TU	7.35 WE	3.55 SU	
Ar Long Beach	9.35 TU	11.20 TU	3.40 TU	7.20 WE	3.40 SU	
Ar San Pedro (P.S.T.)	10.05 TU	11.45 TU	4.05 TU	7.45 WE	4.05 SU	

**Equipment for Page 8**

★ **NO. 103—Streamliner CITY OF LOS ANGELES—DAILY—Extra Fare**  
Cars from Chicago run via C. & N. W. east of Omaha.  
Club Lounge Car ⊙ . . . . . Chicago to Los Angeles—(Radio, bath).  
Observation—Lounge ⊙ . . . . . Chicago to Los Angeles.  
Standard Sleeping Cars. . . . . Chicago to Los Angeles—Drawing-rooms, Compartments, Bedrooms, Roomettes, Sections.  
Reclining Seat—  
Leg Rest Coaches . . . . . Chicago to Los Angeles—(all seats reserved).  
Cafe Lounge Car . . . . . Chicago to Los Angeles—For coach passengers.  
Dining Car . . . . . A la carte and club or table d'hote service.

★ **NO. 1—LOS ANGELES LIMITED—DAILY—No Extra Fare**  
Cars from Chicago and Minneapolis-St. Paul run via C. & N. W. to Omaha; thence U. P.  
Club Lounge Car ⊙ . . . . . Chicago to Los Angeles—(Radio, bath).  
Standard Sleeping Cars. . . . . New York to Los Angeles—10 Roomettes, 6 Double Bedrooms (N.Y.C. No. 65 to Chicago).  
New York to Los Angeles—10 Roomettes, 6 Double Bedrooms (P.R.R. No. 49 to Chicago).  
Chicago to Los Angeles—2 D.R., 4 Compts., 4 Dbl. Bdrm.  
Chicago to Los Angeles—12 Roomettes, 4 Dbl. Bdrm.  
Chicago to Los Angeles—14 Sections.  
Minneapolis-St. Paul to Los Angeles—6 Sections, 6 Roomettes, 4 Dbl. Bedrooms (202-10-203 to Omaha).  
Reclining Seat Coaches. . . . . Chicago to Los Angeles (2 cars—all seats reserved).  
Coach Lounge Car . . . . . Chicago to Los Angeles (coach seats reserved).  
Dining Car . . . . . A la carte and club or table d'hote service.

★ **NO. 11-9—IDAHOAN—CITY OF ST. LOUIS—DAILY**  
11 to Green River; 9 to Los Angeles.  
Club Lounge Car ⊙ . . . . . North Platte to Los Angeles.  
Standard Sleeping Cars. . . . . Omaha to Los Angeles—14 Sections.  
Green River to Los Angeles—12 Roomettes, 4 Double Bedrooms (No. 9 from St. Louis).  
Salt Lake City to Los Angeles—6 Sec., 6 Rmte., 4 Dbl. Bdrm. (No. 19-18-34 from Spokane).  
Salt Lake City to Cedar City—8 Sections, D. R., 2 Compts. (No. 309 beyond Milford—June 14 to Sept. 9).  
Cedar City to Los Angeles—10 Sec., D. R., 2 Compts. (No. 310 to Milford—June 15 to Sept. 10).  
Reclining Seat Coaches. . . . . Omaha to Los Angeles (not reserved).  
Green River to Los Angeles (No. 9 from St. Louis—all seats reserved).  
Dining Car . . . . . North Platte to Los Angeles—a la carte and club or table d'hote service.

★ **NO. 23-37—GOLD COAST—PONY EXPRESS—DAILY**  
23 to Ogden; 37 to Los Angeles. Cars from Chicago run via C.&N.W. east of Omaha.  
Club Lounge Service. . . . . Chicago to Los Angeles (Radio).  
Standard Sleeping Cars. . . . . Chicago to Los Angeles—10 Sec., 3 Dbl. Bedrooms.  
Chicago to Los Angeles—14 Sections.  
Ogden to Los Angeles—10 Sections, Drawing-room, Compartment (No. 37 from Kansas City).  
Salt Lake City to Los Angeles—10 Roomettes, 6 Double Bedrooms (No. 30 from Butte).  
Las Vegas to Los Angeles—8 Sec., D.R., 3 Dbl. Bdrms.  
Chicago to Los Angeles.  
Ogden to Los Angeles (No. 37 from Kansas City).  
Dining Car . . . . . Omaha to Las Vegas—Budget priced meals and a la carte service.

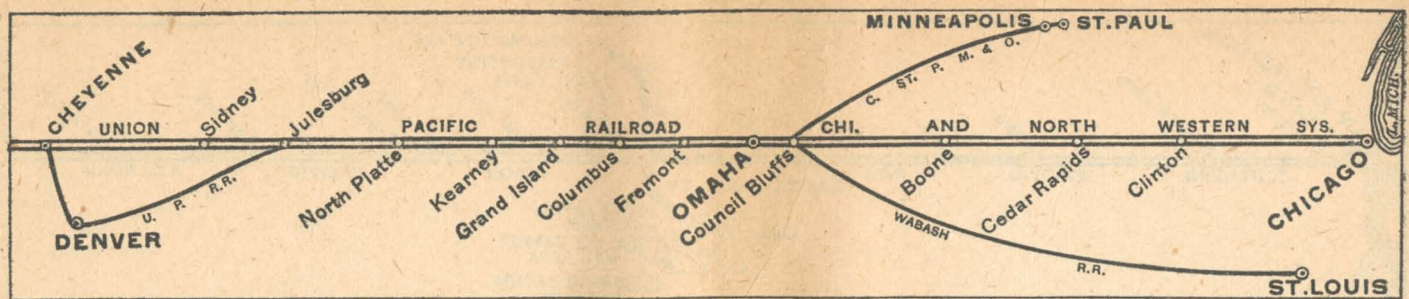
**Footnotes for Page 8**

⊙ Club lounge cars are for the exclusive use of standard sleeping car passengers.  
The City of Los Angeles and Los Angeles Limited have lounge cars for coach passengers.  
⊠ Conditional stop; see Tables 1 or 3. ▲ Motor Bus between Lund and Cedar City.  
♦ Motor bus connections at East Los Angeles. See tables 7, 8 and 9 for complete information on bus schedules to and from East Los Angeles.  
● Extra fare train; limited handling of baggage, consult agent. See tables 1 and 2.

★ Regularly assigned through cars air-conditioned. (f) Stops only on signal.  
▲ No checked baggage handled on this train.  
(E.S.T.) Eastern standard time. (C.S.T.) Central standard time.  
(M.S.T.) Mountain standard time. (P.S.T.) Pacific standard time.

Time from 12 01 midnight to 12.00 noon shown in light face type.  
Time from 12.01 noon to 12.00 midnight shown in heavy face type.





## LOS ANGELES to CHICAGO, NEW YORK and MINNEAPOLIS via Salt Lake City and Omaha

Table A Condensed Schedules All Trains Daily	Streamliner City of Los Angeles 104 Daily Example	Los Angeles Limited 2 Daily Example	City of St. Louis Idahoan 10-12 Daily Example	Pony Express- Gold Coast 38-24 Daily Example	Utah Parks Service 10-309	
					310-10-2 Daily Example Summer Season	
Lv San Pedro (P.S.T.) ...	3.10 SU	10.20 SU	8.50 SU	5.20 SU	8.50 SU	
Lv Long Beach .....	3.45 SU	10.55 SU	9.25 SU	5.55 SU	9.25 SU	
Lv Anaheim .....	3.45 SU	10.50 SU	9.20 SU	5.50 SU	9.20 SU	
Lv Glendale (City) .....	3.40 SU	10.55 SU	9.25 SU	5.55 SU	9.25 SU	
Lv Pasadena .....	4.10 SU	11.20 SU	9.50 SU	6.20 SU	9.50 SU	
Lv Alhambra .....	4.25 SU	11.35 SU	10.05 SU	6.35 SU	10.05 SU	
Lv Los Angeles (P.S.T.) ..	5.00 SU	12.01 SU	10.30 SU	7.00 SU	10.30 SU	
" East Los Angeles .....	5.20 SU	12.20 SU	10.50 SU	7.25 SU	10.50 SU	
" Riverside .....	6.00 SU	1.25 SU	11.55 SU	8.55 SU	11.55 SU	
" San Bernardino .....	6.39 SU	1.50 SU	12.20 SU	9.45 SU	12.20 SU	
Lv Las Vegas .....	11.55 SU	7.55 SU	6.30 SU	5.30 MO	6.30 SU	
Lv Caliente (P.S.T.) .....			9.10 SU	8.30 SU	9.10 SU	
Ar Lund (M.S.T.) .....			12.03 MO	11.40 MO	12.03 MO	
Ar Cedar City .....			4.15 MO	*1245 MO	6.30 MO	
Lv Cedar City .....			10.45 SU	*1015 MO	9.00 SU	
Lv Lund .....			12.03 MO	11.40 MO	12.03 MO	
" Milford .....	5.37 MO	2.30 MO	12.50 MO	12.30 MO	12.50 MO	
Ar Salt Lake City .....	8.40 MO	6.10 MO	4.45 MO	5.00 MO	4.45 MO	
Lv Salt Lake City .....	8.50 MO	6.20 MO	5.05 MO	5.30 MO	5.05 MO	
Lv Ogden .....	9.35 MO	7.10 MO	6.05 MO	6.25 MO	6.05 MO	
Lv Ogden .....	9.45 MO	7.30 MO	6.50 MO	7.15 MO	6.50 MO	
" Evanston .....	11.14 MO	9.18 MO	8.34 MO	9.20 MO	9.19 MO	
" Green River .....	1.05 MO	11.20 MO	11.10 MO	12.15 TU	11.20 MO	
" Rock Springs .....			11.37 MO	12.38 MO		
" Rawlins .....	3.20 MO	2.10 MO	2.00 MO	3.20 MO	2.10 MO	
" Laramie .....	5.10 MO	4.35 MO	4.20 MO	6.35 MO	4.35 MO	
Ar Cheyenne .....	6.20 MO	5.55 MO	5.40 MO	8.15 MO	5.55 MO	
Lv Cheyenne .....	6.30 MO	6.15 MO	6.20 MO	8.30 MO	6.15 MO	
Lv Sidney .....	7.52 MO	8.15 MO	8.45 MO	10.20 MO	8.15 MO	
Ar North Platte (M.S.T.) ..	9.33 MO	10.05 MO	10.55 MO	12.30 MO	10.05 MO	
Lv North Platte (C.S.T.) ..	10.38 MO	11.15 MO	12.45 TU	1.40 MO	11.15 MO	
" Kearney .....			2.39 MO	3.40 MO		
" Grand Island .....	12.31 TU	1.35 MO	3.50 MO	4.45 MO	1.35 MO	
" Columbus .....			5.10 MO	5.52 MO		
" Fremont .....			6.08 MO	6.49 MO		
Ar Omaha .....	2.40 TU	4.05 TU	7.00 TU	7.50 TU	4.05 TU	
Lv Omaha C. & N. W. ...	2.50 TU	4.30 TU		8.30 TU	4.30 TU	
Ar Chicago (C.S.T.) .....	10.45 TU	2.00 TU		7.30 WE	2.00 TU	
Lv Chicago (CT) Penn. RR ..		6.30 TU			6.30 TU	
Ar N. Phila., Pa. (E.S.T.) ..		10.30 WE			10.30 WE	
Ar New York (E.S.T.) .....		11.59 WE			11.59 WE	
Lv Chicago (CST) N.Y.C. ..		6.30 TU			6.30 WE	
Ar New York (E.S.T.) .....		1.00 WE			1.00 TU	
Lv Omaha C. & N. W. ...		9.25 TU		10.25 TU	9.25 TU	
Ar Sioux City .....		11.50 MO		1.05 WE	11.50 MO	
Ar St. Paul .....		6.15 MO		7.45 WE	6.15 MO	
Ar Minneapolis (C.S.T.) ..		6.50 TU		8.20 WE	6.50 TU	

### Equipment for Page 9

★ **NO. 104—Streamliner CITY OF LOS ANGELES—Daily—Extra Fare**  
Cars to Chicago run via C. & N. W. east of Omaha.

Club Lounge Car ⊙ . . . . . Los Angeles to Chicago—(Radio, bath).  
Observation—Lounge ⊙ . . . . . Los Angeles—Chicago.  
Standard Sleeping Cars . . . . . Los Angeles to Chicago—Drawing-rooms, Compartments, Bedrooms, Roomettes, Sections.  
Reclining Seat—  
Leg Rest Coaches . . . . . Los Angeles to Chicago—(all seats reserved).  
Cafe Lounge Car . . . . . Los Angeles to Chicago—For coach passengers.  
Dining Car . . . . . A la carte and club or table d'hote service.

★ **NO. 2—LOS ANGELES LIMITED—DAILY—No Extra Fare**  
Cars to Chicago and St. Paul-Minneapolis run via C. & N. W. east of Omaha.

Club Lounge Car ⊙ . . . . . Los Angeles to Chicago—(Radio, bath).  
Standard Sleeping Cars . . . . . Los Angeles to New York—10 Roomettes, 6 Double Bedrooms (N.Y.C. No. 22 east of Chicago).  
Los Angeles to New York—10 Roomettes, 6 Double Bedrooms (P.R.R. No. 2 east of Chicago).  
Los Angeles to Chicago—2 Drawing-rooms, 4 Compartments, 4 Double Bedrooms.  
Los Angeles to Chicago—12 Roomettes; 4 Dbl. Bdrm.  
Los Angeles to Chicago—14 Sections.  
Los Angeles to St. Paul-Minneapolis—6 Secs., 6 Roomettes, 4 Double Bedrooms.  
Reclining Seat Coaches . . . . . Los Angeles to Chicago (2 cars—all seats reserved).  
Coach Lounge Car . . . . . Los Angeles to Chicago (coach seats reserved).  
Dining Car . . . . . A la carte and club or table d'hote service.

★ **NO. 10-12—CITY OF ST. LOUIS—IDAHOAN**  
No. 10 to Green River; No. 12 to Omaha.

Club Lounge Service ⊙ . . . . . Los Angeles to North Platte.  
Standard Sleeping Cars . . . . . Los Angeles to Omaha—14 Sections.  
Los Angeles to Green River—12 Roomettes, 4 Double Bedrooms (No. 10 to St. Louis).  
Los Angeles to Cedar City—10 Sec., D.R., Compts., (No. 309 Milford to Cedar City—June 14 to Sept. 9).  
Cedar City to Salt Lake City—8 Sections, D.R., Compts., No. 310 to Milford—June 15 to Sept. 10).  
Reclining Seat Coaches . . . . . Los Angeles to Omaha (not reserved).  
Los Angeles to Green River (No. 10 to St. Louis—all seats reserved).  
Dining Car . . . . . Los Angeles to North Platte—a la carte and club or table d'hote service.

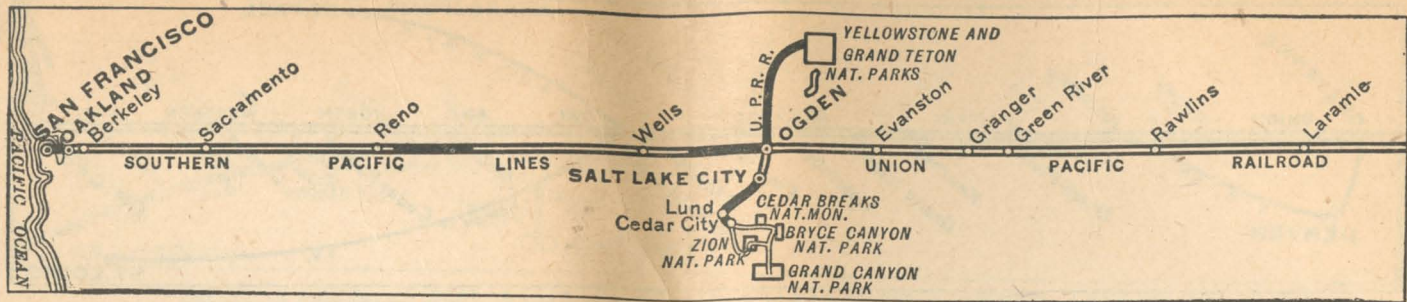
★ **NO. 38-24—PONY EXPRESS—GOLD COAST—DAILY**  
38 to Ogden; 24 to Chicago. Cars to Chicago run via C. & N. W. east of Omaha.

Club Lounge Service . . . . . Los Angeles to Chicago (Radio).  
Standard Sleeping Cars . . . . . Los Angeles to Chicago—10 Sec., 3 Dbl. Bedrooms.  
Los Angeles to Chicago—14 Sections.  
Los Angeles to Ogden—10 Sections, Drawing Room, Compartment (No. 38 to Kansas City).  
Los Angeles to Salt Lake City—10 Roomettes, 6 Bedrooms (No. 29 to Butte).  
Los Angeles to Las Vegas—8 Sec., D.R., 3 Dbl. Bdrms.  
Reclining Seat Coaches . . . . . Los Angeles to Chicago.  
Los Angeles to Ogden (No. 38 for Kansas City).  
Dining Car . . . . . Las Vegas to Omaha—Budget priced meals and a la carte service.

### Footnotes for Page 9

⊙ Club lounge cars are for the exclusive use of standard sleeping car passengers. The City of Los Angeles and Los Angeles Limited have lounge cars for coach passengers.  
⊠ Conditional stop; see Tables 1 or 3. \* Motor Bus between Lund and Cedar City.  
♦ Motor bus connections at East Los Angeles. See tables 7, 8 and 9 for complete information on bus schedules to and from East Los Angeles.  
● Extra fare train; limited handling of baggage, consult agent. See tables 1 and 2.

★ Regularly assigned through cars air-conditioned. (f) Stops only on signal.  
□ Connection with No. 10 is made at Milford, not at Lund.  
▲ No checked baggage handled on this train.  
(E.S.T.) Eastern standard time. (C.S.T.) Central standard time.  
(M.S.T.) Mountain standard time. (P.S.T.) Pacific standard time.  
Time from 12.01 midnight to 12.00 noon shown in light face type.  
Time from 12.01 noon to 12.00 midnight shown in heavy face type.



## NEW YORK and CHICAGO to SAN FRANCISCO via Omaha

<b>Table B</b> Condensed Schedules All Trains Daily		Streamline City of San Francisco 101 ● Daily Example	San Francisco Overland 27 ▲ Daily Example	Gold Coast 23 Daily Example
Lv New York (E.S.T.) N.Y.C.			6.15 SAT	
Lv Detroit			7.18 SUN	
Ar Chicago (C.S.T.)			11.35 SUN	
Lv New York (EST) Penn.R.R.			6.45 SAT	
Lv N. Phila., Pa. (E.S.T.)			8.14 SAT	
Ar Chicago (C.S.T.)			10.35 SUN	
<b>C. &amp; N. W.</b>				
Lv Chicago (C.S.T.)	7.00 SUN		4.00 SUN	8.00 SUN
Lv Clinton	9.14 "		6.30 "	6.30 "
Lv Cedar Rapids	10.25 SUN		7.50 SUN	12.45 MON
Ar Council Bluffs	2.33 MON		12.59 MON	7.02 "
Ar Omaha	2.45 MON		1.15 MON	7.30 MON
<b>C. &amp; N. W.</b>				
Lv Minneapolis			203-10-203	201-2-201
Lv St. Paul			11.40 SUN	9.25 SUN
Lv Sioux City			12.10 "	10.10 SUN
Ar Omaha			6.25 "	5.20 MON
			8.40 SUN	7.45 MON
<b>Union Pacific</b>				
Lv Omaha (C.S.T.)	2.55 MON		1.45 MON	8.20 MON
" Fremont	"		"	9.16 "
" Columbus	"		"	10.12 "
" Grand Island	4.55 "		4.22 "	11.30 "
" Kearney	"		"	12.18 "
Ar North Platte (C.S.T.)	6.40 "		6.35 "	2.15 "
Ar North Platte (M.S.T.)	5.45 "		6.05 "	1.25 "
" Sidney	7.28 "		8.30 "	3.55 "
Ar Cheyenne	9.10 "		10.45 "	6.10 "
Lv Cheyenne	9.20 "		10.55 "	6.20 "
" Laramie	10.40 "		12.25 "	7.50 "
" Rawlins	12.30 "		2.40 "	10.35 MON
" Rock Springs	"		"	12.56 TUE
Ar Green River	2.40 "		5.20 "	1.20 "
Lv Green River	2.50 "		5.40 "	1.55 "
" Evanston	4.30 "		7.47 "	4.15 "
Ar Ogden (M.S.T.)	6.05 MON		9.30 MON	6.15 TUE
Lv Salt Lake City (M.S.T.)			7.15 MON	6.20 TUE
<b>Southern Pacific</b>				
Lv Ogden (M.S.T.)	6.22 MON		9.55 MON	8.15 TUE
" Reno (P.S.T.)	2.17 TUE		7.38 TUE	10.40 "
" Truckee	"		8.33 "	11.45 TUE
Ar Sacramento	6.42 "		12.32 "	4.15 WED
Lv Sacramento	6.48 "		12.37 "	4.35 "
Ar Berkeley	8.21 "		2.24 "	6.36 "
" Oakland (16th St.)	8.31 "		2.35 "	6.47 "
" Oakland Pier	8.40 "		2.45 "	6.57 "
Ar San Francisco (P.S.T.)	9.15 TUE		3.20 TUE	7.35 WED

### Equipment for Page 10

★ **NO. 101—Streamliner CITY OF SAN FRANCISCO—Daily—Extra Fare**  
Cars from Chicago run via C. & N. W. to Omaha; U. P. to Ogden; S. P. to San Francisco.

Club Lounge Car ☉.....Chicago to San Francisco (Radio).  
Standard Sleeping Cars.....Chicago to San Francisco—Drawing-rooms, Compts., Double Bedrooms, Roomettes, Sections.  
Reclining Seat—  
Leg Rest Coaches.....Chicago to San Francisco—(all seats reserved).  
Cafe Lounge Car.....Chicago to San Francisco—Moderately priced meals and lounge for coach passengers.  
Dining Car.....A la carte and club or table d'hote service.

★ **NO. 27—SAN FRANCISCO OVERLAND—DAILY—NO EXTRA FARE**

Cars from Chicago run via C. & N. W. to Omaha; U. P. to Ogden; S. P. to San Francisco.  
Club Lounge Car ☉.....Chicago to San Francisco (Radio).  
Standard Sleeping Cars.....New York to San Francisco—10 Roomettes, 6 Double Bedrooms (P.R.R. No. 1 to Chicago).  
Car operates every other day—see Page 7.  
New York to San Francisco—10 Roomettes, 6 Double Bedrooms (N.Y.C. No. 17 to Chicago).  
Car operates every other day—see Page 7.  
Chicago to San Francisco—10 Roomettes, 6 Double Bedrooms.  
Chicago to San Francisco—2 Drawing-rooms, 4 Compartments, 4 Double Bedrooms.  
Chicago to San Francisco—6 Sections, 6 Roomettes, 4 Double Bedrooms.  
Chicago to West Yellowstone—10 Sec. 1 D.R., 2 Comp. (No. 11-55 from Green River—June 20 to Sept. 4).  
Ogden to San Francisco—6 Sections, 6 Roomettes, 4 Double Bedrooms (No. 9 from St. Louis).  
Salt Lake City to San Francisco—6 Sections, 6 Roomettes, 4 Double Bedrooms. (No. 6 to Ogden).

Reclining Seat Coaches.....Chicago to San Francisco (all seats reserved).  
Ogden to San Francisco (No. 9 from St. Louis—all seats reserved).  
Club Lounge Car.....Chicago to San Francisco (for exclusive use of coach passengers). (Radio).  
Dining Car.....A la carte and club or table d'hote service.

★ **NO. 23—GOLD COAST—DAILY**  
Cars from Chicago run via C. & N. W. to Omaha; U. P. to Ogden; S. P. to San Francisco.

Club Lounge Car.....Chicago to San Francisco (Radio).  
Standard Sleeping Cars.....Chicago to San Francisco—12 Sections, D.R. (3 cars).  
Ogden to San Francisco—12 Sections, Drawing-room (No. 37 from Denver).  
Reclining Seat Coaches.....Chicago to San Francisco. (Not reserved).  
Dining Car.....A la carte and club or table d'hote service west of Ogden. Budget priced meals and a la carte service on Union Pacific Railroad east of Ogden.

### Footnotes for Page 10

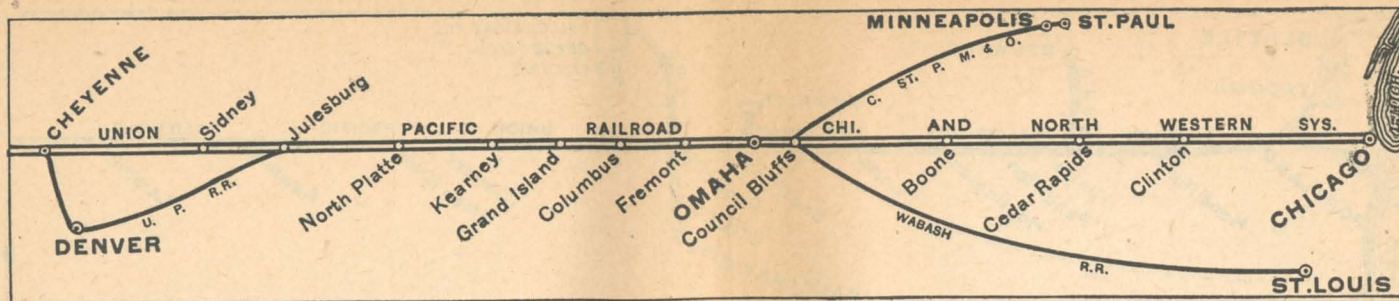
Passengers Use Ferry Steamer between Oakland Pier and San Francisco.

- ☉ Club lounge cars are for the exclusive use of standard sleeping car passengers. The City of San Francisco and San Francisco Overland have lounge cars for coach passengers.
- Extra fare train; limited handling of baggage, consult agent. See tables 1 and 2.
- ▲ Limited handling of checked baggage on this train; consult agent.
- (f) Stops only on signal.

- ★ Regularly assigned through cars air-conditioned. ☐ Conditional stop; see table 1.
- (E.S.T.) Eastern standard time. (C.S.T.) Central standard time.
- (M.S.T.) Mountain standard time. (P.S.T.) Pacific standard time.

Time from 12:01 midnight to 12:00 noon shown in light face type.

Time from 12:01 noon to 12:00 midnight shown in heavy face type.



## SAN FRANCISCO to CHICAGO, and NEW YORK via Omaha

<b>Table B</b> Condensed Schedules All Trains Daily	Streamliner City of San Francisco 102 ● Daily Example	San Francisco Overland 28 ▲ Daily Example	Gold Coast 24 Daily Example		
<b>Southern Pacific</b>					
Lv San Francisco (P.S.T.)	5.00 SUN	11.00 SUN	6.30 SUN		
Ar Oakland Pier	5.30 "	11.30 "	7.00 "		
Ar Oakland (16th St.)	5.37 "	11.38 "	7.08 "		
Ar Berkeley	5.45 "	11.46 "	7.17 "		
Lv Sacramento	7.20 "	1.35 "	9.20 "		
Ar Sacramento	7.25 "	1.40 "	9.40 SUN		
Ar Truckee		5.32 "	f 1.58 MON		
Ar Reno (P.S.T.)	11.51 SUN	6.39 SUN	3.20 "		
Ar Ogdén (M.S.T.)	9.40 MON	6.25 MON	6.30 MON		
<b>Union Pacific</b>					
Ar Salt Lake City (M.S.T.)		8.10 MON	9.45 MON		
Lv Ogden (M.S.T.)	9.55 MON	7.00 MON	7.15 MON		
Ar Evanston	11.24 "	8.50 "	9.20 "		
Ar Green River	1.05 "	10.50 "	11.40 MON		
Lv Green River	1.15 "	11.00 "	12.15 TUE		
Ar Rock Springs			12.38 "		
Ar Rawlins	3.30 "	1.40 "	3.20 "		
Ar Laramie	5.20 "	4.00 "	6.35 "		
Lv Cheyenne	6.30 "	5.25 "	8.15 "		
Ar Cheyenne	6.40 "	5.40 "	8.30 "		
Ar Sidney	8.02 "	7.22 "	10.20 "		
Ar North Platte (M.S.T.)	9.43 "	9.13 "	12.30 "		
Lv North Platte (C.S.T.)	10.48 "	10.23 "	1.40 "		
Ar Kearney			3.40 "		
Ar Grand Island	12.40 TUE	1.10 TUE	4.45 "		
Ar Columbus			5.52 "		
Ar Fremont			6.49 "		
Ar Omaha	2.50 TUE	3.35 TUE	7.50 TUE		
<b>C. &amp; N. W.</b>					
Lv Omaha	3.00 TUE	4.00 TUE	8.30 TUE		
Ar Council Bluffs	3.10 "	4.10 "	8.45 TUE		
Ar Cedar Rapids	7.14 "	8.58 "	2.35 WED		
Ar Clinton	8.30 "	10.30 "	4.20 "		
Ar Chicago (C.S.T.)	11.00 TUE	1.30 TUE	7.30 WED		
<b>C. &amp; N. W.</b>					
Lv Omaha		(204-9-204) 9.25 TUE	(202-1-202) 10.25 TUE		
Ar Sioux City		11.50 "	1.05 WED		
Ar St. Paul		6.15 "	7.45 "		
Ar Minneapolis (C.S.T.)		6.50 TUE	8.20 WED		
Lv Chicago (C.S.T.) N.Y.C.		6.30 TUE			
Ar New York (E.S.T.)		1.00 WED			
Lv Chicago (C.S.T.) Penn. R.R.		6.30 TUE			
Ar N. Phila., Pa. (E.S.T.)		10.30 WED			
Ar New York (E.S.T.)		11.59 WED			

### Equipment for Page 11

★ **NO. 102—Streamliner CITY OF SAN FRANCISCO—Daily—Extra Fare**  
Runs via S. P. to Ogden, and via C. & N. W. east of Omaha.

Club Lounge Car @ . . . . . San Francisco to Chicago—(Radio).  
Standard Sleeping Cars . . . . . San Francisco to Chicago—Drawing rooms, Compts.,  
Reclining Seat— . . . . . Double Bedrooms, Roomettes, Sections.  
Leg Rest Coaches . . . . . San Francisco to Chicago—(all seats reserved).  
Cafe Lounge Car . . . . . San Francisco to Chicago—Moderately priced meals  
and lounge for coach passengers.  
Dining Car . . . . . A la carte and club or table d'hote service.

★ **NO. 28—SAN FRANCISCO OVERLAND—DAILY—No Extra Fare**

Runs via S. P. to Ogden, and via C. & N. W. east of Omaha.

Club Lounge Car @ . . . . . San Francisco to Chicago (Radio).  
Standard Sleeping Cars . . . . . San Francisco to New York—10 Roomettes, 6 Double  
Bedrooms (P.R.R. No. 2 east of Chicago).  
Car operates every other day—see Page 7.  
San Francisco to New York—10 Roomettes, 6 Double  
Bedrooms (N.Y.C. No. 22 east of Chicago).  
Car operates every other day—see Page 7.  
San Francisco to Chicago—10 Roomettes, 6 Double  
Bedrooms.  
San Francisco to Chicago—2 Drawing-rooms, 4 Com-  
partments, 4 Double Bedrooms.  
San Francisco to Chicago—6 Sections, 6 Roomettes,  
4 Double Bedrooms.  
San Francisco to Ogden—6 Sections, 6 Roomettes,  
4 Double Bedrooms (U.P.-Wab. 10 to St. Louis).  
San Francisco to Salt Lake City—6 Sections, 6 Room-  
ettes, 4 Double Bedrooms (No. 5 south of Ogden).  
West Yellowstone to Chicago—10 Sections, D.R., Compts.  
(Nos. 36-12 to Green River—June 22 to Sept. 6).  
Reclining Seat Coaches . . . . . San Francisco to Chicago (all seats reserved).  
San Francisco to Ogden (No. 10 to St. Louis—all  
seats reserved).  
Club Lounge Car . . . . . San Francisco to Chicago (for exclusive use of coach  
passengers). (Radio).  
Dining Car . . . . . A la carte and club or table d'hote service.

★ **NO. 24—GOLD COAST—DAILY**

Runs via S. P. to Ogden, and via C. & N. W. east of Omaha.

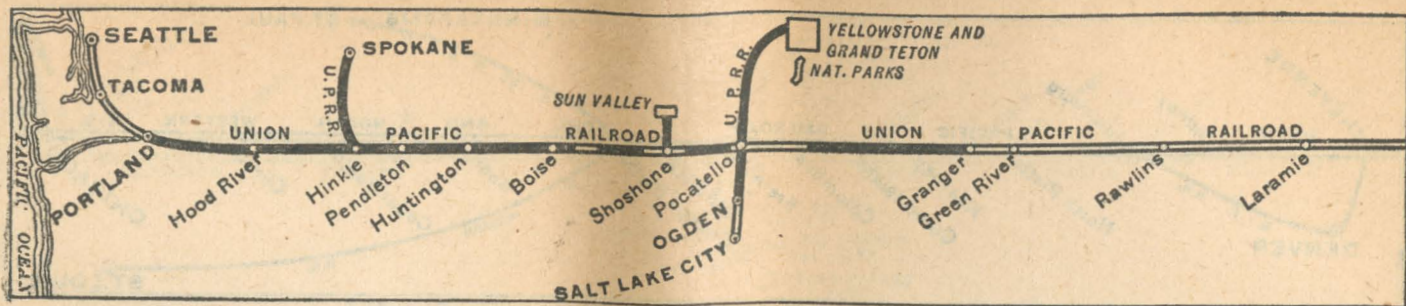
Club Lounge Car . . . . . San Francisco to Chicago (Radio).  
Standard Sleeping Cars . . . . . San Francisco to Chicago—12 Sections, D.R. (3 cars).  
San Francisco to Ogden—12 Sections, Drawing-room  
(No. 38 to Denver).  
Reclining Seat Coaches . . . . . San Francisco to Chicago (not reserved).  
Dining Car . . . . . A la carte and club or table d'hote service west of  
Ogden. Budget priced meals and a la carte service  
on Union Pacific Railroad east of Ogden.

### Footnotes for Page 11

Passengers Use Ferry Steamer between San Francisco and Oakland Pier.

- ⊙ Club lounge cars are for the exclusive use of standard sleeping car passengers.  
The City of San Francisco and San Francisco Overland have lounge cars for coach passengers.  
● Extra fare train; limited handling of baggage, consult agent. See tables 1 and 2.  
▲ Limited handling of checked baggage on this train; consult agent.  
(f) Stops only on signal.

- ★ Regularly assigned through cars air-conditioned.      ☐ Conditional stop; see Table 2.  
(E.S.T.) Eastern standard time.      (C.S.T.) Central standard time.  
(M.S.T.) Mountain standard time.      (P.S.T.) Pacific standard time.  
Time from 12:01 midnight to 12:00 noon shown in light face type.  
Time from 12.01 noon to 12.00 midnight shown in heavy face type.



## CHICAGO to PORTLAND and SEATTLE via Omaha

Table C Condensed Schedules All Trains Daily		Streamliner City of Portland 105 Daily Example	Gold Coast- Portland Rose 23-17 Daily Example	Idahoan 11 Daily Example	San Fran. Overland Yel. Spec. 27-11-35 Summer Season Example
Lv Chicago (C.S.T.)	5.30 SUN	8.00 SUN			4.00 SUN
Ar Omaha	1.30 MON	7.30 MON			1.15 MON
<b>Union Pacific</b>					
Lv Omaha	1.40 MON	8.20 MON	9.45 SUN		1.45 MON
" Fremont	2.10 "	9.16 "	10.43 "		2.15 "
" Columbus	2.40 "	10.12 "	11.33 SUN		2.45 "
" Grand Island	3.40 "	11.30 "	1.05 MON		3.45 "
" Kearney	4.40 "	12.18 "	2.10 "		4.45 "
Lv North Platte (C.S.T.)	5.25 "	2.15 "	4.10 "		5.30 "
Lv North Platte (M.S.T.)	4.30 "	1.25 "	3.45 "		6.05 "
Ar Sidney	6.13 "	3.55 "	6.25 "		8.30 "
Lv Cheyenne	7.55 "	6.10 "	8.40 "		10.45 "
Lv Cheyenne	8.05 "	6.20 "	9.10 "		10.55 "
" Laramie	9.25 "	7.50 "	10.45 "		12.25 "
" Rawlins	11.15 "	10.35 MON	1.12 "		2.40 "
" Rock Springs	12.55 "	12.55 TUE	3.21 "		3.45 "
" Green River	1.35 "	3.25 "	4.50 "		4.50 "
" Kemmerer	2.43 "	5.05 "	6.15 "		6.15 "
" Montpelier	4.00 "	7.05 "	8.00 "		8.00 "
Ar Pocatello	5.45 MON	9.35 TUE	10.20 MON	10.20 MON	10.20 MON
Ar West Yellowstone	(Summer Season)		7.30 TUE	7.30 TUE	
Lv West Yellowstone		7.30 MON	(Summer Season)		
Lv Pocatello	5.55 MON	10.35 TUE	11.05 MON		
" Minidoka	6.15 "	11.48 "	12.08 TUE		
Ar Shoshone	7.32 MON	12.40 TUE	1.00 TUE		
Lv Shoshone	7.35 MON	12.45 TUE	7.10 TUE		
Ar Sun Valley (Ketchum)	9.35 MON	2.45 TUE	9.10 TUE		
Lv Sun Valley (Ketchum)	5.25 MON	10.35 TUE			
Ar Shoshone	7.25 MON	12.35 TUE			
Lv Shoshone	7.32 MON	12.40 TUE	1.00 TUE		
" Glenns Ferry	8.25 "	2.00 "	2.15 "		
" Boise	9.40 "	3.45 "	3.59 "		
" Nampa	10.08 "	4.25 "	4.38 "		
" Ontario	11.40 "	5.25 "	5.35 "		
Ar Huntington (M.S.T.)	11.40 "	5.25 "	6.35 "		
Lv Huntington (P.S.T.)	10.40 "	5.35 "	6.45 "		
" Baker	11.55 MON	6.59 "	7.05 "		
" La Grande	1.05 TUE	8.20 "	8.25 "		
Lv Pendleton	3.11 "	11.00 TUE	10.47 "		
Ar Hinkle	3.50 "	12.01 WED	11.30 "		
Lv Arlington	5.35 "	1.55 "	12.39 "		
" The Dalles	6.35 "	3.25 "	1.45 "		
" Hood River	6.05 "	4.05 "	2.20 "		
Ar Portland	7.30 TUE	6.00 WED	4.00 TUE		
Lv Portland	8.00 TUE	8.00 WED	5.00 TUE		
Ar Tacoma	11.01 "	11.01 "	8.05 "		
Ar Seattle (P.S.T.)	11.59 TUE	11.59 WED	9.15 TUE		

**Equipment for Page 12**  
 ★ NO. 105—*Streamliner*. CITY OF PORTLAND—DAILY—No Extra Fare  
 C. & N. W. to Omaha; No. 457 Portland-Seattle.  
 Club Lounge Car @..... Chicago to Portland (Radio, bath).  
 Standard Sleeping Cars..... Chicago to Portland—2 Drawing Rooms, 4 Compartments, 4 Double Bedrooms.  
 Chicago to Portland—6 Sections, 6 Roomettes, 4 Double Bedrooms (2 cars).  
 Reclining Seat— Chicago to Seattle—12 Roomettes, 4 Double Bedrooms.  
 Leg Rest Coaches..... Chicago to Portland—(all seats reserved).  
 Cafe Lounge Car..... Chicago to Portland—Moderately priced meals and lounge for coach passengers.  
 Dining Car..... A la carte and club or table d'hote service.

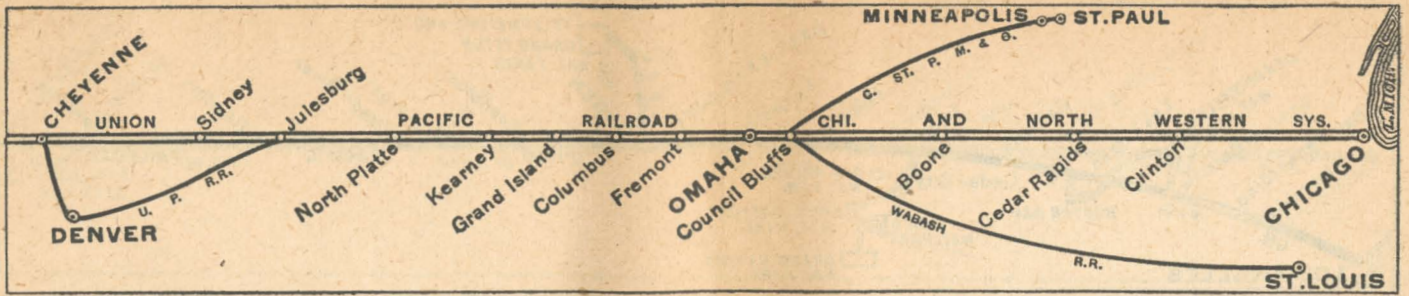
★ NO. 23-17—GOLD COAST—PORTLAND ROSE—DAILY  
 C. & N. W. No. 23 to Omaha; U. P. No. 23 to Green River; No. 17 to Portland.  
 Club Lounge Service..... Chicago to Portland (Radio).  
 Standard Sleeping Cars..... Chicago to Portland—10 Sections, 3 Double Bedrooms.  
 Pocatello to Spokane—6 Sec., 6 Rmtes., 4 Dbl. Bdrm. (No. 10-33 from Los Angeles; No. 20 north of Hinkle).  
 Green River to Portland—6 Sections, 6 Roomettes, 4 Double Bedrooms (No. 17 through from Denver).  
 Green River to Portland—10 Sections, 1 Drawing-room, 2 Compts. (No. 37-17 through from Kansas City).  
 West Yellowstone to Pocatello—10 Sec., D.R., Compts. (No. 38 to Pocatello—occupancy until 8:00 am) (Summer Season).  
 Reclining Seat Coaches..... Chicago to Portland.  
 Green River to Portland (No. 37-17 through from Kansas City).  
 Green River to Spokane (No. 17 from Denver—No. 20 north of Hinkle).  
 Dining Car..... Omaha to Hinkle—Budget priced meals and a la carte service.

★ NO. 11—IDAHOAN—DAILY  
 No. 11 Omaha to Portland; No. 459 to Seattle.  
 Club Lounge Car @..... North Platte to Portland (Radio).  
 Standard Sleeping Cars..... Omaha to Green River—14 Sections (No. 9 thru to Los Angeles).  
 Green River to Seattle—6 Sections, 6 Roomettes, 4 Double Bedrooms (No. 9 from St. Louis).  
 Pocatello to Portland—10 Sections, Drawing-room Compartment (No. 29 from Salt Lake City).  
 Reclining Seat Coaches..... Omaha to Portland (not reserved).  
 Green River to Portland (No. 9 from St. Louis—all seats reserved).  
 Pocatello to Portland (No. 29 from Salt Lake City—not reserved).  
 Dining Car..... North Platte to Portland—a la carte and club or table d'hote service.

★ NO. 27-11-35—SAN FRAN. OVERLAND—YEL-STONE SPECIAL—DAILY  
**THRU CARS FROM CHICAGO JUNE 20 THRU SEPT. 4**  
 C. & N. W. No. 27 to Omaha; U. P. No. 27 to Green River; No. 11 to Pocatello; No. 35 to West Yellowstone.  
 Club Lounge Service @..... Chicago to West Yellowstone.  
 Standard Sleeping Car..... Chicago to West Yellowstone—10 Sec., D.R., Compts.  
 Pocatello to West Yellowstone—10 Sec. D.R., Compts.  
 Reclining Seat Coaches..... Chicago to Green River (reserved); Green River to Pocatello; Pocatello to West Yellowstone.  
 Dining Car..... Chicago to Pocatello.

### Footnotes for Page 12

- ⊙ Club lounge cars are for the exclusive use of standard sleeping car passengers.
- ① The City of Portland and the San Francisco Overland have lounge cars for coach passengers.
- ⊙ Limited handling of checked baggage on Train 105; consult agent.
- ⊙ Conditional stop; see Table 1 or 20. □ Runs via Borie Cut-off; not via Cheyenne.
- ★ Regularly assigned through cars air-conditioned. (f) Stops only on signal.
- ⊙ Motor Bus. This service is provided passengers arriving or departing Shoshone and holding through rail tickets to and from Sun Valley or Ketchum, Idaho.
- Note:—Until December 19 Sun Valley will be closed to the public, and buses will meet trains 17 and 18 only.
- ⊙ West Yellowstone, Montana, is gateway to Yellowstone National Park. Summer Season is from June 22 through September 6.
- ▲ Daily train No. 459. # Daily train No. 457.
- (C.S.T.) Central Standard time. (M.S.T.) Mountain Standard time.
- (P.S.T.) Pacific Standard time.
- Time from 12.01 midnight to 12.00 noon shown in light face type.
- Time from 12.01 noon to 12.00 midnight shown in heavy face type.



## SEATTLE and PORTLAND to CHICAGO via Omaha

Table C Condensed Schedules All Trains Daily		Streamliner City of Portland 106 Daily Example	Portland Rose- Gold Coast 18-24 Daily Example	Idahoan- 12 Daily Example	Yel. Spec. San Fran. Overland 36-12-28 Summer Season Example
Union Pacific					
Lv Seattle (P.S.T.)	12.30 SUN	4.45 SUN	11.45 SUN	1.15 MON	
" Tacoma	1.26 SUN	5.52 SUN	1.15 MON	6.45 MON	
Ar Portland	4.30 SUN	9.15 SUN	6.45 MON		
Portland					
Lv Portland	5.30 SUN	9.45 SUN	8.10 MON		
" Hood River	6.45 SUN	11.13 SUN	9.38 MON		
" The Dalles	7.15 SUN	11.59 SUN	10.15 MON		
" Arlington		12.45 MON	11.15 MON		
" Hinkle	8.55 SUN	2.05 MON	12.20 MON		
" Pendleton	9.35 SUN	2.55 MON	1.10 MON		
" La Grande	11.40 SUN	5.35 MON	3.45 MON		
" Baker	12.40 MON	6.47 MON	4.56 MON		
Ar Huntington (P.S.T.)	2.05 MON	8.15 MON	6.20 MON		
Lv Huntington (M.S.T.)	3.05 MON	9.25 MON	7.30 MON		
" Ontario	4.05 MON	10.20 MON	8.25 MON		
" Nampa	4.36 MON	11.20 MON	9.27 MON		
" Boise	5.00 MON	11.50 MON	10.15 MON		
" Glenns Ferry	6.10 MON	1.30 MON	12.05 TUE		
Ar Shoshone	7.05 MON	2.40 MON	1.30 TUE		
Lv Shoshone	7.10 MON	2.45 MON	7.10 TUE		
Ar Sun Valley (Ketchum)	9.10 MON	4.45 MON	9.10 TUE		
Lv Sun Valley (Ketchum)	5.00 MON	12.35 MON			
Ar Shoshone	7.00 MON	2.35 MON			
Lv Shoshone	7.05 MON	2.40 MON	1.30 TUE		
" Minidoka	8.05 MON	3.35 MON	2.30 TUE		
Ar Pocatello	8.45 MON	4.45 MON	3.40 TUE		
Ar West Yellowstone		7.30 TUE	(Summer Season)		
Lv West Yellowstone	(Summer Season)		7.30 MON	7.30 MON	
Lv Pocatello	8.55 MON	5.20 MON	4.10 TUE	4.10 TUE	
" Montpelier	10.45 MON	7.50 MON	6.45 TUE	6.45 TUE	
" Kemmerer	12.03 MON	9.41 MON	8.27 TUE	8.27 TUE	
" Green River	1.25 MON	12.15 MON	11.10 TUE	11.00 TUE	
" Rock Springs	3.40 MON	12.38 MON	11.37 TUE	11.00 TUE	
" Rawlins	3.40 MON	3.20 MON	2.00 TUE	1.40 TUE	
" Laramie	5.30 MON	6.35 MON	4.20 TUE	4.00 TUE	
Ar Cheyenne	6.40 MON	8.15 MON	5.40 TUE	5.25 TUE	
Lv Cheyenne	6.50 MON	8.30 MON	6.20 TUE	5.40 TUE	
" Sidney	8.12 MON	10.20 MON	8.45 TUE	7.22 TUE	
Ar North Platte (M.S.T.)	9.53 MON	12.30 MON	10.55 TUE	9.13 TUE	
Lv North Platte (C.S.T.)	10.55 MON	1.40 MON	12.45 WED	10.23 TUE	
" Kearney	3.40 MON	3.40 MON	2.39 TUE	1.10 WED	
" Grand Island	12.50 TUE	4.45 MON	3.50 TUE	6.08 TUE	
" Columbus	5.52 MON	5.52 MON	5.10 TUE		
" Fremont	6.49 MON	6.49 MON	6.08 TUE		
Ar Omaha	3.00 TUE	7.50 TUE	7.00 WED	3.35 WED	
C. & N. W.					
Lv Omaha	3.10 TUE	8.30 TUE	8.00 WED	4.00 WED	
Ar Chicago (C.S.T.)	11.20 TUE	7.30 WED	8.45 WED	1.30 WED	

### Equipment for Page 13

#### ★ NO. 106—Streamliner CITY OF PORTLAND—Daily—No Extra Fare

C. & N. W. east of Omaha; No. 408 Seattle-Portland.  
 Club Lounge Car @..... Portland to Chicago (Radio, bath).  
 Standard Sleeping Cars... Portland to Chicago—2 Drawing-rooms, 4 Compartments, 4 Double Bedrooms.  
 Portland to Chicago—6 Sec, 6 Rmte, 4 Dbl Bdrm (Seas).  
 Reclining Seat—Seattle to Chicago—12 Roomettes, 4 Double Bdrm.  
 Leg Rest Coaches..... Portland to Chicago—(all seats reserved).  
 Cafe-Lounge Car..... Portland to Chicago—Moderately priced meals and lounge for coach passengers.  
 Dining Car..... A la carte and club or table d'hote service.

#### ★ NO. 18-24—PORTLAND ROSE—GOLD COAST—DAILY

No. 18 to Green River; No. 24 to Chicago; C. & N. W. east of Omaha.  
 Club Lounge Service..... Portland to Chicago (Radio).  
 Standard Sleeping Cars... Portland to Chicago—10 Sections, 3 Double Bedrooms. Portland to Green River—6 Sections, 6 Roomettes, 4 Double Bedrooms (No. 18 through to Denver).  
 Portland to Green River—10 Sections, 1 Drawing-room, 2 Compartments (No. 18-38 through to Kansas City).  
 Portland to Pocatello—10 Sections, 1 Drawing-room, 1 Compartment (No. 34 through to Salt Lake City).  
 Spokane to Pocatello—6 Sec., 6 Rmte., 4 Dbl. Bdrm. (No. 19 to Hinkle; No. 34-9 to Los Angeles).  
 Pocatello to West Yellowstone—10 Sec., D.R., Compts. (No. 35 from Pocatello—Open 9:00 pm) (Summer Season).

Reclining Seat Coaches... Portland to Chicago.  
 Portland to Green River (No. 18-38 to Kansas City).  
 Spokane to Green River (No. 19 to Hinkle—No. 18 through to Denver).  
 Dining Car..... Hinkle to Omaha—Budget priced meals and a la carte service.

#### ★ NO. 12—IDAHOAN—DAILY

No. 402 to Portland; No. 12 to Omaha.  
 Club Lounge Car @..... Portland to North Platte (Radio).  
 Standard Sleeping Cars... Seattle to Green River—6 Sections, 6 Roomettes, 4 Double Bedrooms (U.P.-Wab. 10 through to St. Louis—open 9:30 p.m.).  
 Boise to Pocatello—10 Sections, 3 Double Bedrooms (No. 32 through to Salt Lake City).  
 Green River to Omaha—14 Sections, (No. 10 thru from Los Angeles).

Reclining Seat Coaches... Portland to Omaha (not reserved).  
 Portland to Green River (No. 10 through to St. Louis—all seats reserved).  
 Portland to Pocatello (No. 30 to Salt Lake City—not reserved).  
 Dining Car..... Portland to North Platte—a la carte and club or table d'hote service.

#### ★ NO. 36-12-28—YELSTONE SPECIAL—SAN FRAN. OVERLAND—DAILY

THRU CARS FROM WEST YELLOWSTONE JUNE 22 THRU SEPT. 6.  
 No. 36 to Pocatello; No. 12 to Green River; No. 28 to Chicago; C. & N. W. east of Omaha.  
 Club Lounge Service..... West Yellowstone to Chicago.  
 Standard Sleeping Car... West Yellowstone to Chicago—10 Sec., D.R., Compts.  
 West Yellowstone to Pocatello—10 Sections, Drawing-room, Compartments (occupancy 8:00 a.m.)  
 Reclining Seat Coaches... West Yellowstone to Pocatello; Pocatello to Green River; Green River to Chicago (reserved).  
 Dining Car..... Pocatello to Chicago.

### Footnotes for Page 13

⊗ Club lounge cars are for the exclusive use of standard sleeping car passengers.

The City of Portland and the San Francisco Overland have lounge cars for coach passengers.

● Limited handling of checked baggage on Train 106; consult agent.

○ No. 14, local from Omaha to Chicago, carries no through cars from Union Pacific.

♣ Motor Bus. This service is provided passengers arriving or departing Shoshone and holding through rail tickets to and from Sun Valley or Ketchum, Idaho.

Note:—Until December 19 Sun Valley will be closed to the public, and buses will meet trains 17 and 18 only.

■ West Yellowstone, Montana, is gateway to Yellowstone National Park. Summer Season is from June 22 through September 4.

⊠ Conditional stop; see Table 2 or 20.

⊡ Daily train No. 458.      ⊡ Daily train No. 402

★ Regularly assigned through cars air-conditioned.

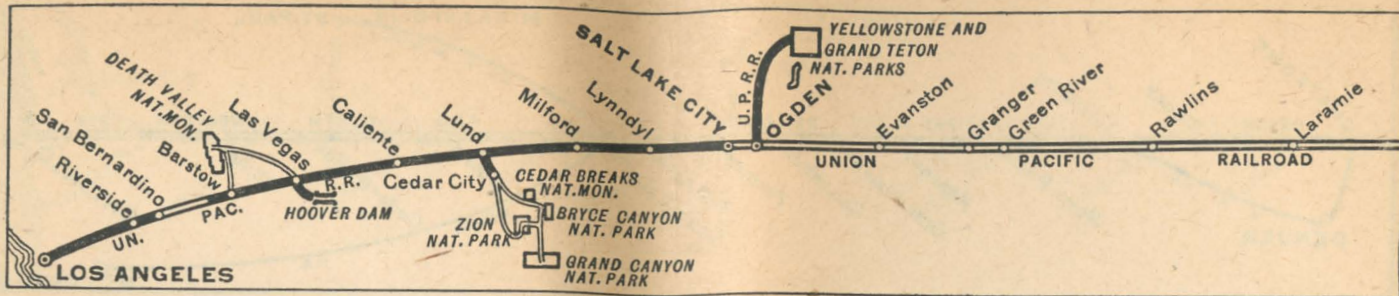
‡ Daily Train No. 408

(f) Stops only on signal.

(C.S.T.) Central Standard time.      (M.S.T.) Mountain Standard time, (P.S.T.) Pacific Standard time.

Time from 12.01 midnight to 12.00 noon shown in light face type.

Time from 12.01 noon to 12.00 midnight shown in heavy face type.



## ST. LOUIS AND KANSAS CITY to LOS ANGELES via Denver

**Table D**  
Condensed Schedules  
All Trains Daily

	Streamliner City of St. Louis 9 Example		Pony Express 37 Example		Utah Parks Summer Service 9-309 310-9 Example	
Lv St. Louis (Wabash) (C.S.T.)	4.00	SUN	4.00	SUN	4.00	SUN
Ar Kansas City	9.00	SUN	9.00	SUN	9.00	SUN
Lv Kansas City (Union Pacific)	9.30	SUN	11.59	SUN	9.30	SUN
" Lawrence	11.30	"	12.59	MON	10.37	"
" Topeka	10.37	"	1.42	"	10.37	"
" Manhattan	11.30	"	2.44	"	11.30	"
" Junction City	11.59	SUN	3.29	"	11.59	SUN
" Salina	12.49	MON	5.04	"	12.49	MON
Ar Ellis (C.S.T.)	3.00	"	8.00	"	3.00	"
Lv Ellis (M.S.T.)	2.09	"	7.30	"	2.09	"
" Oakley	3.20	"	9.20	"	3.20	"
Lv Denver	7.55	"	3.30	"	7.55	"
Ar Denver	8.25	"	5.35	"	8.25	"
" La Salle	9.35	MON	6.27	MON	9.35	MON
Ar Cheyenne	11.05	MON	9.18	MON	11.05	MON
Lv Cheyenne	11.45	MON	9.18	MON	11.45	MON
" Laramie	1.44	"	11.45	MON	1.44	"
" Green River	4.40	"	2.45	TUE	4.40	"
" Evanston	6.45	"	4.50	"	6.45	"
Ar Ogden	8.35	"	6.35	"	8.35	"
Lv Ogden	9.05	"	7.00	"	9.05	"
Lv Salt Lake City	10.00	"	8.00	"	10.00	"
Lv Salt Lake City	10.30	MON	9.30	"	10.30	MON
" Milford	2.20	TUE	2.35	"	2.20	TUE
Ar Lund (M.S.T.)	3.05	TUE	3.20	TUE	3.05	TUE
Ar Cedar City (Bryce-Grand Canyon Zion Natl. Parks Kaibab Nat'l Forest)	4.15	TUE	4.30	TUE	4.15	TUE
Lv Cedar City	10.45	MON	2.00	TUE	9.00	MON
Lv Lund (M.S.T.)	3.05	TUE	3.20	TUE	3.05	MON
Ar Caliente (P.S.T.)	4.08	"	4.45	"	4.08	TUE
Ar Las Vegas	7.05	"	8.15	"	7.05	"
Lv Las Vegas	7.20	"	8.45	TUE	7.20	"
" Barstow	11.00	"	1.30	WED	11.08	"
Ar San Bernardino	1.10	"	3.45	"	1.10	"
" Riverside	1.40	"	4.25	"	1.40	"
" East Los Angeles	2.50	"	6.25	"	2.50	"
Ar Los Angeles (P.S.T.)	3.15	TUE	7.00	WED	3.15	TUE
Ar Alhambra	3.10	TUE	6.50	WED	3.10	TUE
Ar Pasadena	3.25	"	7.05	"	3.25	"
Ar Glendale (City)	3.45	TUE	7.25	WED	3.45	TUE
Ar Anaheim	3.55	TUE	7.35	WED	3.55	TUE
Ar Long Beach	3.40	TUE	7.20	WED	3.40	TUE
Ar San Pedro (P.S.T.)	4.05	TUE	7.45	WED	4.05	TUE

### Equipment for Page 14

#### ★ NO. 9—Streamliner CITY OF ST. LOUIS—DAILY

Wabash 9 to Kansas City; No. 9 to Los Angeles.  
 Club Lounge Car ☉..... St. Louis to Los Angeles (Radio).  
 Standard Sleeping Cars..... St. Louis to Los Angeles—12 Bmtte., 4 Double Bdrm.  
 St. Louis to Ogden—6 Sections, 6 Roomettes, 4 Double  
 Bedrooms (No. 27 to San Francisco).  
 St. Louis to Green River—6 Sections, 6 Roomettes, 4  
 Double Bedrooms (No. 11-459 to Seattle).  
 Kansas City to Denver—6 Sec., 6 Rmte., 4 Dbl. Bdrm.  
 Green River to Los Angeles—14 Sec. (No. 11 from Omaha)  
 Salt Lake City to Los Angeles—6 Sections, 6 Room-  
 ettes, 4 Double Bdrm. (Nos. 19-18-34 from Spokane).  
 Salt Lake City to Cedar City—8 Sec., 1 D.R., 2 Compts.  
 (No. 309 beyond Milford—Summer Season).  
 Cedar City to Los Angeles—10 Sections, D.R. Compts),  
 (No. 310 to Milford—Summer Season).

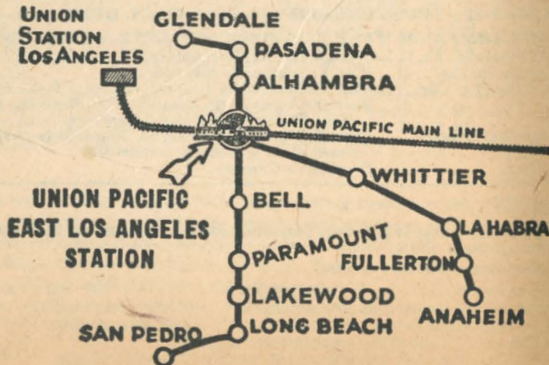
Reclining Seat Coaches..... St. Louis to Los Angeles.  
 (All Seats Reserved)..... St. Louis to Green River (No. 11 to Portland).  
 St. Louis to Ogden (No. 27 to San Francisco).  
 Gr. River to Los Angeles (from Omaha) (not reserved).  
 Cafe Lounge Car..... St. Louis to Ogden — Snack car service and lounge for  
 coach passengers.  
 Dining Car..... A la carte and club or table d'hote service.

#### ★ NO. 37—PONY EXPRESS—DAILY

Club Lounge Car..... Denver to Los Angeles (Radio).  
 Standard Sleeping Cars..... Kansas City to Los Angeles—10 Sections, Drawing  
 Room, Compartment (open 10.00 p.m.).  
 Denver to Salt Lake—6 Sec., 6 Rmte., 4 Dbl. Bdrm.  
 Salt Lake City to Los Angeles—10 Roomettes, 6 Double  
 Bedrooms (No. 30 from Butte).  
 Ogden to Los Angeles—10 Sections, 3 Double Bed-  
 rooms (No. 23 from Chicago).  
 Ogden to Los Angeles—14 Sec. (No. 23 from Chicago).  
 Las Vegas to Los Angeles—8 Sec., D.R., 3 Dbl. Bdrms.  
 Reclining Seat Coaches..... Kansas City and Ogden to Los Angeles.  
 Kansas City to Ogden (S. P. No. 23 to San Francisco).  
 Dining Car..... East of Las Vegas—Budget priced meals and a la carte  
 service.

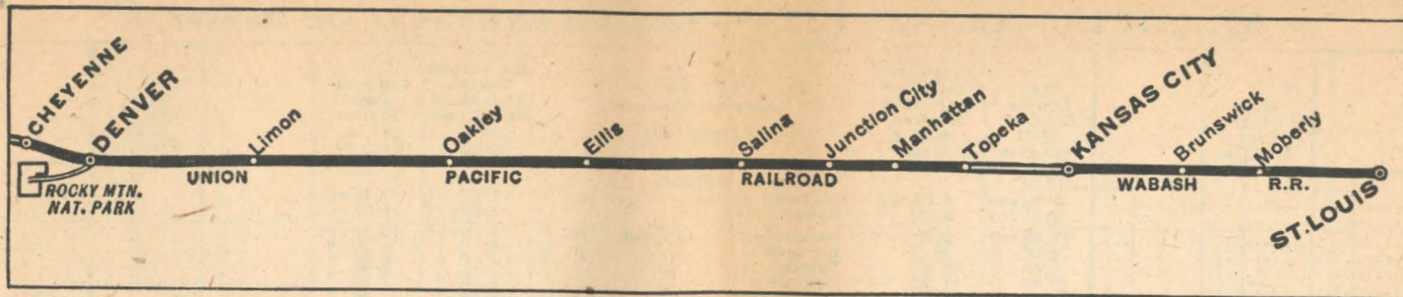
### Footnotes for Page 14

- ☉ Club lounge cars are for the exclusive use of standard sleeping car passengers.
- ★ Regularly assigned through cars air-conditioned. (f) Stops only on signal.
- ▲ Motor Bus between Lund and Cedar City. ☐ Conditional stop; see Table 24 or 30.
- ♦ Motor bus connections with main line trains at East Los Angeles. See tables 7, 8 and 9 for complete information on bus schedules to and from East Los Angeles.
- (C.T.) Central time. (M.T.) Mountain time. (P.T.) Pacific time.
- Time from 12.01 midnight to 12.00 noon shown in light face type.
- Time from 12.01 noon to 12.00 midnight shown in heavy face type.



## Union Pacific Motor Coach Service TO AND FROM EAST LOS ANGELES, CALIF.

- The Union Pacific maintains a passenger station at East Los Angeles, from which it operates motor coaches direct to Glendale, Pasadena, Alhambra, San Pedro, Long Beach, Anaheim, Fullerton, La Habra, Whittier and intermediate points. See Tables 7, 8 and 9 on page 31 for local schedules of all motor coaches.
- Passengers ticketed for those places may leave train at East Los Angeles where waiting motor coaches will take them direct to destination without extra charge. Baggage too, can be checked through to any of those places. These motor coaches also deliver eastbound passengers to the East Los Angeles station.



## LOS ANGELES to KANSAS CITY and ST. LOUIS via Denver

**Table D**  
Condensed Schedules  
All Trains Daily

Streamliner City of St. Louis 10 Example	Pony Express 38 Example	Utah Parks Summer Service 10-309 310-10 Example
--	----------------------------------	--

Station	Streamliner City of St. Louis 10 Example	Pony Express 38 Example	Utah Parks Summer Service 10-309 310-10 Example
Lv San Pedro (P.S.T.)	8.50 SUN	5.20 SUN	8.50 SUN
Lv Long Beach	9.25 SUN	5.55 SUN	9.25 SUN
Lv Anaheim	9.20 SUN	5.50 SUN	9.20 SUN
Lv Glendale (City)	9.25 SUN	5.55 SUN	9.25 SUN
Lv Pasadena	9.50 "	6.20 "	9.50 "
Lv Alhambra	10.05 SUN	6.35 SUN	10.05 SUN
Lv Los Angeles (P.S.T.)	10.30 SUN	7.00 SUN	10.30 SUN
" East Los Angeles	10.50 "	7.25 "	10.50 SUN
" Riverside	11.55 "	8.55 "	11.55 "
" San Bernardino	12.20 "	9.45 "	12.20 "
" Barstow	2.25 "	11.59 SUN	2.25 "
" Las Vegas	6.30 "	5.30 MON	6.30 "
Lv Caliente (P.S.T.)	9.10 SUN	8.30 "	9.10 SUN
Ar Lund (M.S.T.)	12.03 MON	11.40 MON	12.03 MON
Ar Cedar City	4.15 MON	12.45 MON	6.30 MON
Lv Cedar City	10.45 SUN	10.15 MON	9.00 SUN
Lv Lund (M.S.T.)	12.03 MON	11.40 MON	12.03 SUN
Lv Milford	12.50 "	12.30 "	12.50 MON
Ar Salt Lake City	4.45 "	5.00 "	4.45 "
Lv Salt Lake City	5.05 "	5.30 "	5.05 "
Ar Ogden	6.05 "	6.25 "	6.05 "
Lv Ogden	6.50 "	7.10 "	6.50 "
" Evanston	8.34 "	8.57 "	8.34 "
" Green River	10.45 "	11.10 MON	10.45 "
" Rawlins	1.05 "	1.55 TUE	1.05 "
" Laramie	3.10 MON	4.15 TUE	3.10 MON
Ar Cheyenne	Runs Via	Runs Via	Runs Via
Lv Cheyenne	2.45	Borie	Borie
Lv La Salle	4.15	Cut-off	Cut-off
Ar Denver	6.20 MON	8.00 TUE	6.20 MON
Lv Denver	6.50	9.00 "	6.50
" Oakley	11.01 MON	1.33 "	11.01 MON
Ar Ellis (M.S.T.)	12.12 TUE	2.55 "	12.12 TUE
Lv Ellis (C.S.T.)	1.21 "	4.05 "	1.21 "
" Salina	3.23 "	6.25 "	3.23 "
" Junction City	4.32 "	7.30 "	4.32 "
" Manhattan	5.03 "	7.55 "	5.03 "
" Topeka	5.53 "	8.55 "	5.53 "
" Lawrence	9.15 "	9.30 "	9.15 "
Ar Kansas City	10.30 TUE	10.30 TUE	7.15 TUE
Lv Kansas City (Wabash)	7.30 TUE	11.59 TUE	7.30 TUE
Ar St. Louis (O.T.)	12.29 TUE	7.35 WED	12.29 TUE

Local  
No. 52  
Daily

### Equipment for Page 15

★ **NO. 10—Streamliner CITY OF ST. LOUIS—DAILY**  
No. 10 to Kansas City; Wabash 10 to St. Louis.

Club Lounge Car... Los Angeles to St. Louis (Radio).  
Standard Sleeping Cars... Los Angeles to St. Louis—12 Rmte., 4 Dbl. Bdrm. Los Angeles to Green River—14 Sec. (No. 12 to Omaha). Los Angeles to Salt Lake City—6 Sec., 6 Roomettes, 4 Double Bedrooms, (Nos. 33-17-20 thru to Spokane). Los Angeles to Cedar City—10 Sec., D.R., Compts. (No. 309 Milford to Cedar City (June 4 to Sept. 9). Cedar City to Salt Lake City—8 Sec., D.R., Compts. No. 310 to Milford (June 5 to Sept. 10). Ogden to St. Louis—6 Sections, 6 Roomettes, 4 Double Bedrooms (No. 28 from San Francisco). Green River to St. Louis—6 Sections, 6 Roomettes, 4 Double Bedrooms (No. 402-12 from Seattle). Denver to Kansas City—6 Sections, 6 Roomettes, 4 Double Bedrooms.

Reclining Seat Coaches... Los Angeles to St. Louis. (All Seats Reserved)... Green River to St. Louis (No. 12 from Portland). Ogden to St. Louis (No. 28 from San Francisco). Los Angeles to Green River (for Omaha) (not reserved). Ogden to St. Louis—Snack car service and lounge for coach passengers.

Cafe Lounge Car... A la carte and club or table d'hote service.

Dining Car... A la carte and club or table d'hote service.

### ★ **NO. 38—PONY EXPRESS—DAILY**

Club Lounge Car... Los Angeles to Denver (Radio).  
Standard Sleeping Cars... Los Angeles to Kansas City—10 Sections, D.R., Compt. Los Angeles to Ogden—10 Sec., 3 Dbl. Bdms. (No. 24 to Chicago). Los Angeles to Ogden—14 Sections (No. 24 to Chicago). Los Angeles to Salt Lake City—10 Roomettes, 6 Double Bedrooms (No. 29 through to Butte). Los Angeles to Las Vegas—8 Sec., D.R., 3 Dbl. Bdms. Salt Lake City to Denver—6 Sections, 6 Roomettes, 4 Double Bedrooms. Ogden to Denver—12 Sections, D. R. (S.P. 24 from San Francisco).  
Reclining Seat Coaches... Los Angeles to Ogden and Kansas City.  
Dining Car... Ogden to Kansas City (S.P. 24 from San Francisco). East of Las Vegas—Budget priced meals and a la carte service.

### Footnotes for Page 15

⊗ Club lounge cars are for the exclusive use of standard sleeping car passengers.  
★ Regularly assigned through cars air-conditioned. (†) Stops only on signal.  
♦ Motor Bus between Lund and Cedar City. ⊕ Conditional stop; see Table 24.  
♦ Motor bus connections with main line trains at East Los Angeles. See tables 7, 8 and 9 for complete information on bus schedules to and from East Los Angeles.  
(C.T.) Central time. (M.T.) Mountain time. (P.T.) Pacific time.  
Time from 12.01 midnight to 12.00 noon shown in light face type.  
Time from 12.01 noon to 12.00 midnight shown in heavy face type.

## When you travel on the UNION PACIFIC use the RAIL-AUTO PLAN...

### Have a new car to drive at your destination!



- A Union Pacific ticket agent will gladly reserve a car when you buy your railroad ticket.
- A fine new car from Hertz will be waiting at your destination to drive as your own, as long as you need it.

- The cost is low, and five or six can ride for the one price. Gas, oil and proper insurance furnished.
- Your car will meet you, if requested, or just take a cab to the convenient Hertz station.



For business or pleasure... for convenience unsurpassed... ride the Union Pacific... and have a car from **HERTZ** at your destination.

# ST. LOUIS—KANSAS CITY—SAN FRANCISCO via Denver

Local No. 57 Daily Example	Pony Express-Gold Coast 37-23 Example	Steamliner City of St. Louis-San Francisco Overland 9-27 A Example	<b>Table E</b> Condensed Schedules All Trains Daily				San Francisco Overland-Streamliner City of St. Louis 25-10 Example	Gold Coast-Pony Express 24-38 Example	Local No. 52 Daily Example
			Wabash						
	4.00 SUN	4.00 SUN	Lv	St. Louis (C.S.T.)	Mo.	Ar	12.29 TUE	7.35 WED	
	9.00 SUN	9.00 SUN	Ar	Kansas City	"	Lv	7.30 TUE	11.59 TUE	
	11.59 SUN	9.30 SUN	Lv	Kansas City Union Pacific	Mo.	Ar	7.15 TUE	10.30 TUE	
	12.59 MON	10.37 " "	Lv	Lawrence	Kan.	Lv	5.15 " "	9.30 " "	
	1.42 " "	10.37 " "	Lv	Topeka	"	Lv	5.53 " "	8.55 " "	
	2.44 " "	11.30 " "	Lv	Manhattan	"	Lv	5.03 " "	7.55 " "	
	3.29 " "	11.58 SUN	Lv	Junction City	"	Lv	4.32 " "	7.30 " "	
	4.04 " "	12.49 " "	Lv	Athens	"	Lv	3.23 " "	6.55 " "	
	5.04 " "	12.49 " "	Lv	Salina	"	Lv	1.34 " "	6.25 " "	
	7.22 " "	3.00 " "	Ar	Hays	"	Lv	1.21 " "	4.05 " "	
	8.00 " "	3.00 " "	Ar	Ellis (C.S.T.)	"	Lv	12.12 TUE	2.55 " "	
	7.30 " "	2.09 " "	Ar	Ellis (M.S.T.)	"	Ar	11.01 MON	1.33 " "	
	9.20 " "	3.20 " "	Ar	Oakley	"	Ar	10.14 " "	12.42 " "	
	10.30 " "	4.09 " "	Ar	Sharon Springs	Kan.	Ar	8.20 " "	10.33 " "	
	1.08 " "	6.08 " "	Ar	Limon	Colo.	Lv	6.50 " "	9.00 " "	
	3.30 " "	7.55 " "	Lv	Denver	"	Ar	6.20 MON	8.00 TUE	
	5.35 " "	8.25 " "	Lv	Denver	"	Ar	6.20 MON	8.00 TUE	
	6.27 " "	9.25 MON	Lv	LaSalle	Colorado State	Ar	6.01 MON	6.19 TUE	
	6.40 MON	9.25 MON	Ar	Greeley (College of Education)	Colo.	Lv	5.01 MON	6.19 TUE	
	Via Borie	Via Borie	Ar	Cheyenne	Wyo.	Lv	Cut-off	Cut-off	
	Cut-off	Cut-off	Lv	Cheyenne	"	Ar	Via Borie	Via Borie	
	9.18 MON	11.45 MON	Ar	Laramie	"	Lv	3.10 MON	4.15 TUE	
	11.45 MON	1.45 " "	Ar	Rawlins	"	Lv	1.05 " "	1.55 TUE	
	1.58 TUE	3.20 " "	Ar	Rock Springs	"	Lv	10.45 " "	11.32 MON	
	2.45 " "	4.40 " "	Ar	Green River	"	Lv	8.34 " "	8.57 " "	
	4.50 " "	6.45 " "	Ar	Evanston	Wyo.	Lv	6.50 MON	7.10 MON	
	6.35 TUE	8.35 MON	Ar	Ogden (M.S.T.)	Utah	Lv	8.10 MON	9.45 MON	
	6.20 TUE	7.15 MON	Lv	Salt Lake City (M.T.)	"	Ar	6.25 MON	6.30 MON	
	8.15 TUE	9.55 MON	Lv	Ogden (M.S.T.)	Utah	Ar	6.39 SUN	3.20 MON	
	10.40 " "	7.38 TUE	Lv	Reno (P.S.T.)	Nev.	Lv	5.32 " "	1.55 MON	
	11.45 TUE	8.33 " "	Lv	Truckee	Cal.	Lv	1.40 " "	9.40 SUN	
	4.35 WED	12.37 " "	Ar	Sacramento	"	Lv	11.46 " "	7.17 " "	
	6.36 " "	2.24 " "	Ar	Berkeley	"	Lv	11.38 " "	7.09 " "	
	6.47 " "	2.35 " "	Ar	Oakland (16th St.)	"	Lv	11.30 " "	7.00 " "	
	6.57 " "	2.45 " "	Ar	Oakland Pier	"	Lv	11.00 SUN	6.30 SUN	
	7.35 WED	3.20 TUE	Ar	San Francisco (P.S.T.)	Cal.	Lv			

### Equipment for Page 16

★ NO. 9-27—*Steamliner*—CITY OF ST. LOUIS—SAN FRANCISCO OVERLAND—DAILY

Wabash No. 9 to Kansas City; No. 9 to Ogden; S. P. No. 27 to San Francisco.  
 Club Lounge Service ⊙ . . . St. Louis to San Francisco (Radio).  
 Standard Sleeping Cars . . . St. Louis to San Francisco—6 Sections, 6 Roomettes, 4 Double Bedrooms.  
     St. Louis to Green River—6 Sections, 6 Roomettes, 4 Double Bedrooms (No. 11-459 to Seattle).  
     St. Louis to Ogden—12 Roomettes, 4 Double Bedrooms (No. 9 to Los Angeles).  
     Kansas City to Denver—6 Sections, 6 Roomettes, 4 Double Bedrooms.  
     Salt Lake City to San Francisco—6 Sections, 6 Roomettes, 4 Double Bedrooms. (No. 6 to Ogden).  
 Reclining Seat Coaches . . . St. Louis to San Francisco.  
 (All Seats Reserved)      St. Louis to Ogden (No. 9 to Los Angeles).  
     St. Louis to Green River (No. 11 to Portland).  
 Cafe Lounge Car . . . . . St. Louis to Ogden—Snack car service and lounge for coach passengers.  
 Dining Car . . . . . A la carte and club or table d'hote service.

★ NO. 37-23—PONY EXPRESS—GOLD COAST—DAILY

No. 37 to Ogden; S. P. No. 23 to San Francisco.  
 Club Lounge Service . . . . . Denver to San Francisco (Radio).  
 Standard Sleeping Cars . . . Kansas City to Ogden—10 Sections, Drawing Room, Compt. (No. 37 to Los Angeles—open 10.00 p.m.).  
     Kansas City to Denver—10 Sections, 1 Drawing-room, 2 Compartments (No. 17 through to Portland).  
     Denver to San Francisco—12 Sections, D. R.  
     Denver to Ogden—6 Sections, 6 Roomettes, 4 Double Bedrooms (No. 37 to Salt Lake City).  
 Reclining Seat Coach . . . . . Kansas City to San Francisco.  
 Dining Car . . . . . A la carte and club or table d'hote service west of Ogden. Budget priced meals and a la carte service on Union Pacific Railroad east of Ogden.

★ NO. 28-10—SAN FRANCISCO OVERLAND—*Steamliner* CITY OF ST. LOUIS—DAILY

S. P. No. 28 to Ogden; No. 10 to Kansas City; Wabash No. 10 to St. Louis  
 Club Lounge Service ⊙ . . . San Francisco to St. Louis (Radio).  
 Standard Sleeping Cars . . . San Francisco to St. Louis—6 Sections, 6 Roomettes, 4 Double Bedrooms.  
     San Francisco to Salt Lake City—6 Sections, 6 Roomettes, 4 Double Bedrooms. (No. 5 south of Ogden).  
     Ogden to St. Louis—12 Roomettes, 4 Double Bedrooms (No. 10 from Los Angeles).  
     Green River to St. Louis—6 Sections, 6 Roomettes, 4 Double Bedrooms (Nos. 402-12 from Seattle).  
     Denver to Kansas City—6 Sections, 6 Roomettes, 4 Double Bedrooms (occupancy 7:30 a.m.).  
 Reclining Seat Coaches . . . San Francisco to St. Louis.  
     Ogden to St. Louis (No. 10 from Los Angeles).  
     Green River to St. Louis (No. 12 from Portland).  
 Cafe Lounge Car . . . . . Ogden to St. Louis—Snack car service and lounge for coach passengers.  
 Dining Car . . . . . A la carte and club or table d'hote service.

★ NO. 24-38—GOLD COAST—PONY EXPRESS—DAILY

S. P. No. 24 to Ogden; No. 38 to Kansas City.  
 Club Lounge Service . . . . . San Francisco to Denver. (Radio).  
 Standard Sleeping Cars . . . San Francisco to Denver—12 Sections, D. R.  
     Ogden to Kansas City—10 Sections, Drawing Room, Compartment (No. 38 from Los Angeles).  
     Ogden to Denver—6 Sections, 6 Roomettes, 4 Double Bedrooms (No. 38 from Salt Lake City).  
 Reclining Seat Coach . . . . . San Francisco to Kansas City.  
 Dining Car . . . . . A la carte and club or table d'hote service west of Ogden. Budget priced meals and a la carte service on Union Pacific Railroad east of Ogden.

### Footnotes for Page 16

⊙ Club lounge cars are for the exclusive use of standard sleeping car passengers.  
 ⊠ Conditional stop; see table 24.      □ Conditional stop; see table 30.  
 ▲ On the S.P. this train handles checked baggage only for Oakland or beyond.

★ Regularly assigned through cars air-conditioned. (f) Stops only on signal.  
 (C.S.T.) Central standard time. (M.S.T.) Mountain standard time. (P.S.T.) Pacific standard time.  
 Time from 12.01 midnight to 12.00 noon shown in light face type.  
 Time from 12.01 noon to 12.00 midnight shown in heavy face type.



# ST. LOUIS—KANSAS CITY—PORTLAND—SEATTLE via Denver

	Local No. 57 Daily	Pony Express-Portland Rose 37-17 Example	Streamliner City of St. Louis 9-11 Example	<b>Table F</b> Condensed Schedules All Trains Daily	Idahoan-Streamliner City of St. Louis 12-10 Example	Portland Rose-Pony Express 18-38 Example	Local No. 52 Daily
		4.00 SUN	4.00 SUN	Lv <b>St. Louis (Wabash) (C.S.T.)</b> Mo. Ar	12.29 WED	7.35 WED	
		9.00 SUN	9.00 SUN	Ar <b>Kansas City</b> " Lv	7.30 WED	11.59 TUE	
		11.59 SUN	9.30 SUN	Lv <b>Kansas City (Union Pacific)</b> Mo. Ar	7.15 WED	10.30 TUE	
		12.59 MON	10.37 " "	Ar <b>Lawrence</b> Kan. " "	5.00 " "	9.30 TUE	
		1.42 " "	10.37 " "	Ar <b>Topeka</b> " Kan. " "	5.53 " "	8.55 " "	
		2.44 " "	11.30 " "	Ar <b>Manhattan</b> " " " "	5.03 " "	7.55 " "	
		3.29 " "	11.59 SUN	Ar <b>Junction City</b> " " " "	4.32 " "	7.30 " "	
		5.04 " "	12.49 MON	Ar <b>Salina (C.S.T.)</b> " " " "	3.23 WED	6.25 " "	
		7.30 " "	2.09 " "	Ar <b>Ellis (M.S.T.)</b> " " " "	12.12 TUE	2.55 " "	
		9.20 " "	3.20 " "	Ar <b>Oakley</b> Kan. " "	11.01 " "	1.33 " "	
		3.30 " "	7.55 " "	Ar <b>Denver</b> Colo. " "	6.50 " "	9.00 " "	
		5.40 MON	8.25 " "	Ar <b>Denver</b> Colo. " "	6.20 " "	8.10 " "	
		8.30	Via Borie	Via Borie	Via Borie	Via Borie	
		11.05	Cut-off	Cut-off	Cut-off	Cut-off	
			9.33 MON	Ar <b>Cheyenne</b> Wyo. " "	3.10 " "	4.25 " "	
			12.05 TUE	Ar <b>Laramie</b> " " " "	1.06 " "	2.05 " "	
			3.25 " "	Ar <b>Rawlins</b> " " " "	10.45 " "	11.25 MON	
			5.05 " "	Ar <b>Green River</b> " " " "	8.27 " "	9.41 " "	
			9.35 TUE	Ar <b>Kemmerer</b> Wyo. " "	4.10 TUE	5.20 MON	
			10.20 MON	Ar <b>Pocatello</b> Ida. Lv	7.30 MON	7.30 TUE	
			7.30 TUE	Ar <b>West Yellowstone</b> " Lv	7.30 MON	7.30 TUE	
			10.35 TUE	Lv <b>West Yellowstone</b> " Ar	3.40 TUE	4.45 MON	
			11.48 " "	Lv <b>Pocatello</b> " Ar	2.30 " "	3.35 " "	
			12.40 TUE	Ar <b>Shoshone</b> " Lv	1.30 TUE	2.40 MON	
			12.45 TUE	Lv <b>Shoshone</b> " Ar	2.35 MON	2.35 MON	
			2.45 TUE	Ar <b>Sun Valley (Ketchum)</b> " Lv	12.35 MON	12.35 MON	
			10.35 TUE	Lv <b>Sun Valley (Ketchum)</b> " Ar	9.10 TUE	4.45 MON	
			12.35 TUE	Ar <b>Shoshone</b> " Lv	7.10 TUE	2.45 MON	
			12.40 TUE	Lv <b>Shoshone</b> " Ar	1.30 TUE	2.40 MON	
			3.45 " "	Ar <b>Boise</b> Ida. Lv	10.15 MON	11.50 " "	
			6.25 " "	Ar <b>Huntington (M.S.T.)</b> Ore. Lv	7.30 " "	9.25 " "	
			5.35 " "	Lv <b>Huntington (P.S.T.)</b> " Ar	6.20 " "	8.15 " "	
			6.59 " "	Ar <b>Baker</b> " " " "	4.56 " "	6.47 " "	
			11.00 TUE	Lv <b>Pendleton</b> " " " "	1.10 " "	2.55 " "	
			12.01 WED	Ar <b>Hinkle</b> " " " "	12.20 " "	2.05 MON	
			3.25 " "	Lv <b>The Dalles</b> " " " "	10.15 " "	11.50 SUN	
			4.05 " "	Ar <b>Hood River</b> " " " "	9.38 " "	11.13 " "	
			6.00 WED	Ar <b>Portland</b> " Lv	8.10 MON	9.45 SUN	
			8.00 TUE	Ar <b>Portland</b> Ore. Ar	6.45 MON	9.15 SUN	
			11.01 " "	Ar <b>Tacoma</b> Wash. Lv	1.15 MON	5.52 " "	
			11.59 WED	Ar <b>Seattle (P.S.T.)</b> Wash. Lv	11.45 SUN	4.45 SUN	

### Equipment for Page 17

**\* NO. 9-11—Streamliner CITY OF ST. LOUIS—IDAHOAN—DAILY**  
 Wabash 9 to Kansas City; 9 to Green River; 11 to Portland; 459 to Seattle.  
 Club Lounge Service @ . . . . . St. Louis to Portland (Radio).  
 Standard Sleeping Cars . . . . . St. Louis to Seattle—6 Sec., 6 Rmte., 4 Dbl. Bdrm.  
 St. Louis to Green River—6 Sections, 6 Roomettes, 4 Double Bedrooms (No. 9-27 to San Francisco).  
 Kansas City to Denver—6 Sec., 6 Rmte., 4 Dbl. Bdrm.  
 Green River to West Yellowstone—10 Sections, D. R., Compts. (C&NW-UP No. 87 Chicago to Green River; No. 11 to Pocatello; No. 35 beyond—Summer Season).  
 Pocatello to West Yellowstone—10 Sections, Drawing-room, Compartments (No. 35) (Summer Season).  
 Pocatello to Portland—10 Sections, 1 Drawing-room, 1 Compartment (No. 29 from Salt Lake City).  
 Reclining Seat Coaches . . . . . St. Louis to Portland (all seats reserved).  
 St. Louis to Green River (No. 9 to Los Angeles—all reserved).  
 St. Louis to Green River (No. 9-27 to San Francisco—all reserved).  
 Green River to Portland (No. 11 from Omaha—not reserved).  
 Pocatello to Portland (29 from S.L. City—not resvd).  
 Cafe Lounge Car . . . . . St. Louis to Green River—Snack car service and lounge for coach passengers.  
 Dining Car . . . . . A la carte and club or table d'hote service.

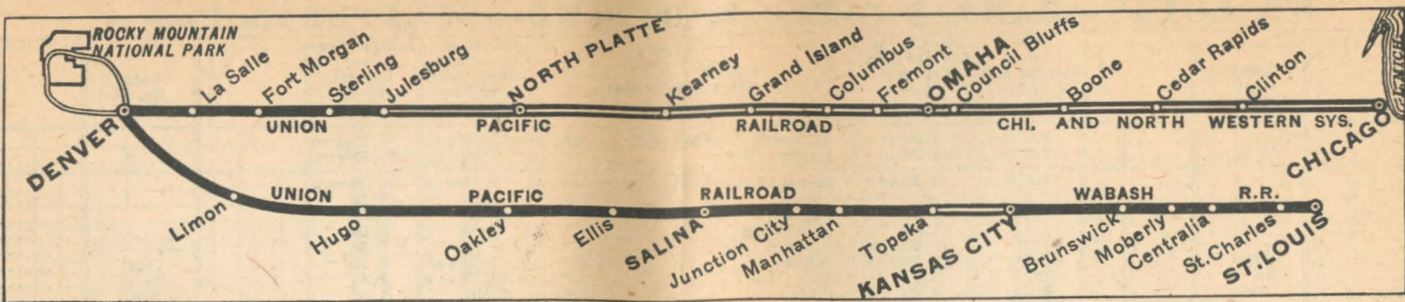
**\* NO. 37-17—PONY EXPRESS—PORTLAND ROSE—DAILY**  
 No. 37 to Denver; No. 17 to Portland.  
 Club Lounge Car . . . . . Denver to Portland (Radio).  
 Standard Sleeping Cars . . . . . Kansas City to Portland—10 Sections, 1 Drawing-room, 2 Compartments (open 10:00 p.m.).  
 Kansas City to Denver—10 Sections, Drawing Room, Compartment (No. 37 to Los Angeles).  
 Denver to Portland—6 Sec., 6 Rmte., 4 Dbl. Bdrm.  
 West Yellowstone to Pocatello—10 Sec., D.R., Compts. (No. 36 to Pocatello—occupancy until 8:00 a.m.).  
 Reclining Seat Coaches . . . . . Kansas City to Portland; Denver to Hinkle (No. 20 to Spokane).  
 Dining Car . . . . . Budget priced meals and a la carte service.

**\* NO. 12-10—IDAHOAN—Streamliner CITY OF ST. LOUIS—DAILY**  
 402 to Portland; 12 to Green River; 10 to Kansas City; Wab. 10 to St. Louis.  
 Club Lounge Service @ . . . . . Portland to St. Louis (Radio).  
 Standard Sleeping Cars . . . . . Seattle to St. Louis—6 Sec., 6 Rmte., 4 Dbl. Bdrm.  
 West Yellowstone to Pocatello—10 Sections, Drawing-room, Compartments (No. 36) (Summer Season).  
 West Yellowstone to Green River—10 Sections, D. R., Compts. (No. 36 to Pocatello; No. 12 to Green River; No. 28 to Cheyenne and Chicago—Summer Season).  
 Green River to St. Louis—6 Sections, 6 Roomettes, 4 Dbl. Bedrooms (No. 28-10 from San Francisco).  
 Denver to Kansas City—6 Sections, 6 Roomettes, 4 Double Bedrooms (occupancy 7:30 a.m.).  
 Reclining Seat Coaches . . . . . Portland to St. Louis (all seats reserved).  
 Portland to Pocatello (No. 30 to Salt Lake—not resvd).  
 Portland to Green River (No. 12 through to Omaha—not reserved).  
 Green River to St. Louis (No. 10 from Los Angeles—all seats reserved).  
 Green River to St. Louis (No. 28-10 from San Francisco—all seats reserved).  
 Cafe Lounge Car . . . . . Green River to St. Louis—Snack car service and lounge for coach passengers.  
 Dining Car . . . . . A la carte and club or table d'hote service.

**\* NO. 18-38—PORTLAND ROSE—PONY EXPRESS—DAILY**  
 No. 18 to Denver; No. 38 to Kansas City.  
 Club Lounge Car . . . . . Portland to Denver (Radio).  
 Standard Sleeping Cars . . . . . Portland to Kansas City—10 Sec., D.R., Compts.  
 Portland to Denver—6 Sec., 6 Rmte., 4 Dbl. Bdrm.  
 Portland to Pocatello—10 Sec., D.R., Compt., (No. 34 to Salt Lake City).  
 Pocatello to West Yellowstone—10 Sec., D.R., Compts. (No. 35 from Pocatello—open 9:30 p.m.).  
 Denver to Kansas City—10 Sections, Drawing Room, Compartment (No. 38 from Los Angeles).  
 Reclining Seat Coaches . . . . . Portland to Kansas City; Hinkle to Denver. (from Spokane).  
 Dining Car . . . . . Budget priced meals and a la carte service.

### Footnotes for Page 17

\* Regularly assigned through cars air conditioned. @ Conditional stop; see Table 24.  
 @ Club lounge cars are for the exclusive use of standard sleeping car passengers.  
 \* West Yellowstone, Montana, is gateway to Yellowstone National Park. Service during summer season only, June 22 through September 4.  
 † Motor Bus. This service is provided passengers arriving or departing Shoshone and holding through rail tickets to and from Sun Valley or Ketchum, Idaho.  
 Note:—Until December 19 buses will meet trains 17 and 18 only.  
 † Daily train No. 459. ‡ Daily train No. 457. \* Daily train No. 458. □ Daily train No. 402.



## CHICAGO—MINNEAPOLIS—OMAHA—DENVER

<b>Table G</b> Condensed Schedules All Trains Daily		Streamliner City of Denver 111 Example	National Parks Special 11-85 Winter Season	National Parks Special 1-85 Summer Season
C. & N. W.				
Lv Chicago (C.S.T.)	5.00	SUN		12.01
Ar Omaha	12.40	SUN		9.15
C. & N. W.				
Lv Minneapolis (C.S.T.)	11.40	SUN	11.40	11.40
" St. Paul	12.10	"	12.10	12.10
" Sioux City	6.25	"	6.25	6.25
Ar Omaha	8.40	SUN	8.40	8.40
Union Pacific				
Lv Omaha (C.S.T.)	12.50	SUN	9.45	9.35
" Fremont			10.43	10.21
" Schuyler			11.13	"
" Columbus	2.00	MON	11.39	11.07
" Central City			12.25	"
" Grand Island	2.55	"	1.10	12.20
" Kearney	3.33	"	2.05	12.59
" Lexington			2.45	"
Ar North Platte (C.S.T.)	4.50	"	4.10	2.30
Lv North Platte (M.S.T.)	3.55	"	3.35	1.50
" Ogallala			4.25	2.42
" Julesburg	5.10	"	5.15	3.20
" Sterling	6.05	"	6.25	4.35
" Fort Morgan			7.07	5.20
" La Salle	7.34	"	8.08	6.20
Ar Denver (M.S.T.)	8.30	MON	9.15	7.20

### Equipment for Table G

★ **NO. 111—Streamliner CITY OF DENVER—DAILY**  
Train runs via C. & N. W. to Omaha; thence U. P.  
Club Lounge Car ⊗ Chicago to Denver (Radio).  
Observation Sleeping Car ⊗ Chicago to Denver—6 Double Bedrooms.  
Standard Sleeping Cars... Chicago to Denver—Drawing-room, Compts., Bedrooms, Roomettes, Sections (4 cars).  
Reclining Seat Coaches... Chicago to Denver (2 cars—all seats reserved).  
Dining Car... A la carte and club or table d'hote service.

★ **NO. 11-85—NATIONAL PARKS SPECIAL—DAILY—(Sept. 6—June 13)**  
No. 11 to North Platte; No. 85 to Denver.

Standard Sleeping Cars... Omaha to Denver—12 Sections, 2 Double Bedrooms.  
Reclining Seat Coaches... Omaha to Denver (not reserved).  
Cafe Lounge Car... A la carte and club or table d'hote service. North Platte to Denver.

★ **NO. 1-85 NATIONAL PARKS SPECIAL—(June 14—Sept. 5)**  
C. & N. W. No. 1 to Omaha; U. P. No. 85 to Denver.

Club Lounge Car ⊗ Chicago to Omaha; North Platte to Denver.  
Standard Sleeping Cars... Chicago to Denver—8 Sections, 5 Double Bedrooms.  
Omaha to Denver—12 Sections, 2 Double Bedrooms.  
Reclining Seat Coaches... Chicago to Denver (all seats reserved).  
Omaha to Denver (not reserved).  
Dining Car... A la carte and club or table d'hote service.

## DENVER—OMAHA—MINNEAPOLIS—CHICAGO

<b>Table G</b> Condensed Schedules All Trains Daily		Streamliner City of Denver 112 Example	National Parks Special 86-12 Winter Season	National Parks Special 86-2 Summer Season
Union Pacific				
Lv Denver (M.S.T.)	5.00	SUN	6.00	5.00
" La Salle	5.48	"	6.57	6.06
" Fort Morgan			"	"
" Sterling	7.07	"	8.42	7.42
" Julesburg	7.57	"	9.55	8.50
" Ogallala			"	"
Ar North Platte (M.S.T.)	9.02	"	11.15	10.10
Lv North Platte (C.S.T.)	10.07	"	12.45	11.25
" Lexington			1.55	"
" Kearney	11.20	"	2.39	12.47
" Grand Island	11.57	"	3.50	1.40
" Central City			4.15	"
" Columbus	12.49	"	5.10	2.40
" Schuyler			5.30	"
" Fremont			6.08	3.28
Ar Omaha (C.S.T.)	2.05	SUN	7.00	4.10
C. & N. W.				
Lv Omaha	2.15	MON	8.00	4.30
Ar Chicago (C.S.T.)	10.05	MON	8.45	2.00
C. & N. W.				
Lv Omaha			9.25	9.25
Ar Sioux City			11.50	11.50
" St. Paul			6.15	6.15
Ar Minneapolis (C.S.T.)			6.50	6.50

### Equipment for Table G

★ **NO. 112—Streamliner CITY OF DENVER—DAILY**  
Train runs via C. & N. W. east of Omaha.  
Club Lounge Car ⊗ Denver to Chicago (Radio).  
Observation Sleeping Car ⊗ Denver to Chicago—6 Double Bedrooms.  
Standard Sleeping Cars... Denver to Chicago—Drawing-room, Compts., Bedrooms, Roomettes, Sections (4 cars).  
Reclining Seat Coaches... Denver to Chicago (2 cars—all seats reserved).  
Dining Car... A la carte and club or table d'hote service.

★ **NO. 86-12—NATIONAL PARKS SPECIAL—DAILY—(Sept. 7—June 14)**  
No. 86 to North Platte; No. 12 to Omaha.

Standard Sleeping Car... Denver to Omaha—12 Sections, 2 Double Bedrooms (Occupancy until 7:30 a.m.).  
Reclining Seat Coach... Denver to Omaha (not reserved).  
Cafe Lounge Car... A la carte and club or table d'hote service. Denver to North Platte.

★ **NO. 86-2 NATIONAL PARKS SPECIAL (June 15—Sept. 6)**  
No. 86 to Omaha; C. & N. W. No. 2 to Chicago.

Club Lounge Car ⊗ Denver to North Platte; Omaha to Chicago.  
Standard Sleeping Cars... Denver to Chicago—8 Sections, 5 Double Bedrooms.  
Denver to Omaha—12 Sections, 2 Double Bedrooms (Occupancy until 7:30 a.m.).  
Reclining Seat Coaches... Denver to Chicago (all seats reserved).  
Denver to Omaha (not reserved).  
Dining Car... A la carte and club or table d'hote service.

### Footnotes for Page 18

⊗ Club lounge cars are for the exclusive use of standard sleeping car passengers.  
⊕ Conditional stop; see Tables 17 or 24.  
★ Regularly assigned through cars air-conditioned.

(C.S.T.) Central Standard time. (M.S.T.) Mountain Standard time.  
Time from 12.01 midnight to 12.00 noon shown in light face type.  
Time from 12.01 noon to 12.00 midnight shown in heavy face type.

# ST. LOUIS—KANSAS CITY—DENVER

The Kansas 39 Example	Pony Express 37 Example	Strmliner City of St. Louis 9 Example	Table H Condensed Schedules All Trains Daily		Strmliner City of St. Louis 10 Example	Pony Express 38 Example	The Kansas 40 Example
	4.00 su	4.00 su	Lv	Wabash	12.29 mo	7.35 mo	
	9.00 "	9.00 "	Ar	St. Louis (C.S.T.)	7.30 "	11.59 su	
6.30 su	11.59 su	9.30 "	Lv	Kansas City Union Pacific	7.15 "	10.30 "	11.30 su
7.16 "	12.59 mo	"	"	Kansas City, Kans.	"	"	"
7.51 "	1.42 "	10.37 "	"	Lawrence	5.53 "	9.30 "	10.35 su
8.21 "	"	"	"	Topeka	"	8.55 "	10.05 "
8.34 "	"	"	"	St. Marys	"	"	9.32 "
8.50 "	2.44 "	"	"	Wamego	"	"	9.16 "
9.25 "	3.09 "	11.30 "	"	Manhattan	5.03 "	7.55 "	8.58 "
9.45 "	3.29 "	11.59 su	"	Fort Riley	"	"	8.37 "
"	"	"	"	Junction City	4.32 "	7.30 "	8.31 "
"	"	"	"	Chapman	"	"	"
10.17 "	4.04 "	"	"	Detroit	"	"	"
"	"	"	"	Abilene	"	6.55 "	7.58 "
10.55 su	5.04 "	12.49 "	"	Solomon	"	"	"
Ar.	8.00 "	3.00 Ar	Ar	Salina	3.23 "	6.25 "	7.30 su
	7.30 "	2.09 Lv	Lv	Ellis (C.S.T.)	1.21 "	4.05 "	"
	9.20 "	3.20 Lv	Lv	Ellis (M.S.T.)	12.12 mo	2.55 "	"
	12.45 "	5.45 "	"	Oakley	11.01 su	1.33 "	"
	1.08 "	6.08 "	"	Hugo	8.39 "	10.51 "	"
	3.30 mo	7.55 mo	Ar	Limon	8.20 "	10.38 "	"
				Denver (M.S.T.)	6.50 su	9.00 su	

### Equipment for Table H

#### ★ NO. 38—PONY EXPRESS—DAILY

Standard Sleeping Cars... Denver to Kansas City—10 Sections, Drawing Room, Compartment (from Los Angeles), Denver to Kansas City—10 Sec., D.R., 2 Compt. (No. 18 from Portland).  
Reclining Seat Coach... Denver to Kansas City (from Los Angeles).  
Dining Car... Budget priced meals and a la carte service.

### Equipment for Table H

#### ★ NO. 9—Streamliner CITY OF ST. LOUIS—DAILY

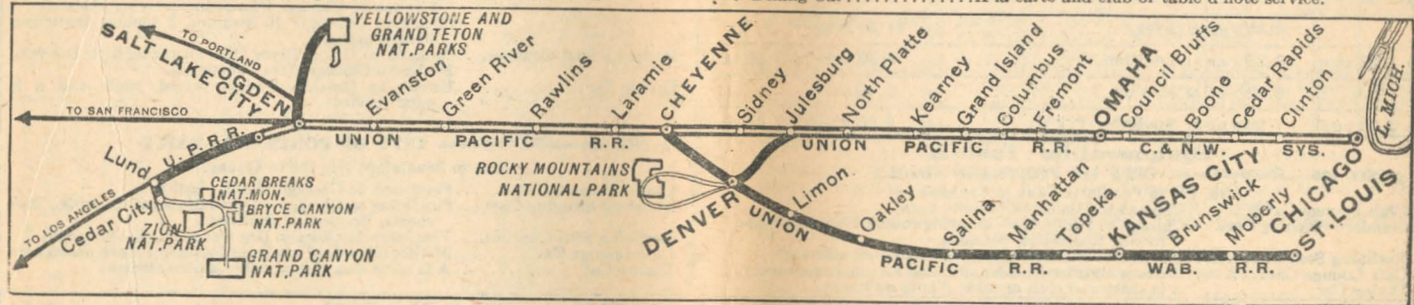
Wabash 9 to Kansas City; U. P. 9 to Denver  
Club Lounge Car @... St. Louis to Denver (Radio).  
Standard Sleeping Cars... St. Louis to Denver—12 Roomettes, 4 Double Bedrooms (for Los Angeles), Kansas City to Denver—6 Sec., 6 Rmte., 4 Dbl. Bdrm.  
Reclining Seat Coaches... St. Louis to Denver (all reserved—for Los Angeles).  
Cafe Lounge Car... Snack car service and lounge for coach passengers.  
Dining Car... A la carte and club or table d'hote service.

#### ★ NO. 37—PONY EXPRESS—DAILY

Standard Sleeping Cars... Kansas City to Denver—10 Sections, Drawing Room, Compartment (for Los Angeles), (open 10.00 p.m.), Kansas City to Denver—10 Sec., D.R., 2 Compt. (No. 17 to Portland), (open 10.00 p.m.).  
Reclining Seat Coach... Kansas City to Denver (for Los Angeles).  
Dining Car... Budget priced meals and a la carte service.

#### ★ NO. 10—Streamliner CITY OF ST. LOUIS—DAILY

U. P. 10 to Kansas City; Wabash 10 to St. Louis.  
Club Lounge Car @... Denver to St. Louis (Radio).  
Standard Sleeping Cars... Denver to St. Louis—12 Roomettes, 4 Double Bedrooms (from Los Angeles), Denver to Kansas City—6 Sec., 6 Rmte., 4 Dbl. Bdrm. (Occupancy 7:30 a.m.).  
Reclining Seat Coaches... Denver to St. Louis (all reserved—from Los Angeles).  
Cafe Lounge Car... Snack car service and lounge for coach passengers.  
Dining Car... A la carte and club or table d'hote service.



## DENVER—SALT LAKE CITY

Local No. 57 Daily	Pony Express 37 Example	Strmliner City of St. Louis 9 Example	Table J Condensed Schedules All Trains Daily		Strmliner City of St. Louis 10 Example	Pony Express 38 Example	Local 52 Daily
8.30 su	5.35 su	8.25 su	Lv	Denver (M.S.T.)	6.20 su	8.00 mo	5.20 su
9.35 "	6.27 su	"	"	La Salle	"	"	4.15 "
11.05 su	Via Bo	Via Bo	Ar	Cheyenne	Via Bo	Via Bo	2.45 su
Ar	9.18 su	11.45 su	"	Laramie	3.10 su	4.15 mo	Lv
	11.45 su	1.44 "	"	Rawlins	1.05 "	1.55 mo	"
	2.45 mo	4.40 "	"	Green River	10.45 "	11.10 su	"
	4.50 "	6.45 "	"	Evanston	8.34 "	8.57 "	"
	6.35 "	8.35 "	Ar	Ogden	6.50 "	7.10 "	"
	8.00 mo	10.00 mo	Ar	Salt Lake City	5.05 su	6.30 su	"

### Equipment for Table J

#### ★ NO. 37—PONY EXPRESS—DAILY

Club Lounge Car... Denver to Salt Lake City (Radio).  
Standard Sleeping Cars... Denver to Salt Lake City—10 Sections, Drawing Room, Compartment (from Kansas City for Los Angeles), Denver to Salt Lake City—6 Sections, 6 Roomettes, 4 Double Bedrooms.  
Reclining Seat Coaches... Denver to Salt Lake City (for Los Angeles).  
Dining Car... Budget priced meals and a la carte service.

### Equipment for Table J

#### ★ NO. 9—CITY OF ST. LOUIS—DAILY

Club Lounge Car @... Denver to Salt Lake City (Radio).  
Standard Sleeping Cars... Denver to Salt Lake City—12 Roomettes, 4 Double Bedrooms (from St. Louis—for Los Angeles).  
Reclining Seat Coaches... Denver to Salt Lake City (all reserved—from St. Louis—for Los Angeles).  
Cafe Lounge Car... Denver to Ogden—Snack car service and lounge for coach passengers.  
Dining Car... A la carte and club or table d'hote service.

#### ★ NO. 10—CITY OF ST. LOUIS—DAILY

Club Lounge Car @... Salt Lake City to Denver (Radio).  
Standard Sleeping Cars... Salt Lake City to Denver—12 Roomettes, 4 Double Bedrooms (from Los Angeles—for St. Louis).  
Reclining Seat Coaches... Salt Lake City to Denver (all reserved—from Los Angeles).  
Cafe Lounge Car... Ogden to Denver—Snack car service and lounge for coach passengers.  
Dining Car... A la carte and club or table d'hote service.

#### ★ NO. 38—PONY EXPRESS—DAILY

Club Lounge Car... Salt Lake City to Denver (Radio).  
Standard Sleeping Cars... Salt Lake City to Denver—10 Sections, Drawing Room, Compartment (from Los Angeles for Kansas City), Salt Lake City to Denver—6 Sec., 6 Rmte., 4 Dbl. Bedrooms.  
Reclining Seat Coaches... Salt Lake City to Denver (from Los Angeles).  
Dining Car... Budget priced meals and a la carte service.

### Footnotes for Page 19

© Club lounge cars are for the exclusive use of standard sleeping car passengers.  
★ Regularly assigned through cars air-conditioned. □ Conditional stop; see Tables 17, 24 or 30. (C.S.T.) Central Standard time. (M.S.T.) Mountain Standard time.  
Time from 12.01 midnight to 12.00 noon shown in light face type. (f) stops only on signal.  
Time from 12.01 noon to 12.00 midnight shown in heavy face type.



## CHICAGO — OMAHA — SPOKANE

No. 105 - Bus Example	No. 23-17-20 Example	Table K Condensed Schedules All Trains Daily		No. 19-18-24 Example	Bus- No. 106 Example
5.30 SUN	8.00 SUN	Lv Chicago (C.T.)	C. & N. W.	Ar 7.30 WED	11.20 TUE
1.40 MON	8.20 MON	Lv Omaha (Union Pacific)		Ar 7.50 TUE	3.00 TUE
5.25 "	2.15 "	Ar North Platte (C.T.)		Lv 1.40 "	10.58 MON
4.30 "	1.25 "	Lv North Platte (M.T.)		Ar 12.30 "	9.53 "
8.05 "	6.20 MON	Lv Cheyenne		Lv 8.30 TUE	6.50 "
9.40 "	10.35 TUE	Lv Pocatello		Ar 5.20 MON	8.55 "
11.40 "	3.45 "	Lv Boise		Lv 11.50 "	5.00 "
10.40 MON	6.25 "	Ar Huntington (M.T.)		Lv 9.25 "	3.05 "
3.11 TUE	5.35 "	Lv Huntington (P.T.)		Ar 8.15 "	2.05 MON
8.30 TUE	11.00 TUE	Ar Pendleton		Lv 2.55 "	9.35 SUN
	11.00 TUE	Lv Pendleton		Ar 2.55 "	8.45 SUN
	3.15 "	Ar Wallula		Lv 12.40 MON	
	7.50 WED	Ar Yakima		Lv 8.00 SUN	
10.02 TUE	6.30 WED	Ar Walla Walla		Lv 9.45 SUN	7.15 SUN
	4.35 WED	Ar Ayer		Lv 11.30 SUN	
1.22 TUE	8.25 WED	Ar Lewiston		Lv 7.30 SUN	3.50 SUN
	8.50 WED	Ar Moscow		Lv 6.45 SUN	
3.10 TUE	7.20 WED	Ar Spokane (P.T.)		Lv 9.00 SUN	2.15 SUN

**★ NO. 23-17-20—GOLD COAST—PORTLAND ROSE—DAILY**  
 No. 23 to Green River; No. 17 to Hinkle; No. 20 to Spokane.  
 Club Lounge Service..... Chicago to Spokane.  
 Standard Sleeping Cars..... Chicago to Hinkle—10 Sections, 3 Double Bedrooms (for Portland). Change to Spokane Car after leaving Pocatello.  
 Pocatello to Spokane—6 Sec., 6 Rmtes., 4 Dbl. Bdrm., (No. 10-33 from Los Angeles and Salt Lake City).  
 Reclining Seat Coaches.... Chicago to Hinkle (for Portland).  
 Green River to Spokane (No. 17 through from Denver).  
 Dining Car..... Omaha to Hinkle—a la carte and club or table d'hotel service.

**★ NO. 19-18-24—PORTLAND ROSE—GOLD COAST—DAILY**  
 No. 19 to Hinkle; No. 18 to Green River; No. 24 to Chicago.  
 Club Lounge Service..... Spokane to Chicago.  
 Standard Sleeping Cars..... Spokane to Pocatello—6 Sec., 6 Rmtes., 4 Dbl. Bdrm., (No. 34-9 to Salt Lake City and Los Angeles).  
 Change to Chicago Car before arriving Pocatello.  
 Hinkle to Chicago—10 Sections, 3 Double Bedrooms (from Portland).  
 Reclining Seat Coaches.... Spokane to Green River (No. 18 through to Denver).  
 Hinkle to Chicago (from Portland).  
 Dining Car..... Hinkle to Omaha—Budget priced meals and a la carte service.

**★ NO. 106—Streamliner CITY OF PORTLAND—DAILY**  
 Bus to Pendleton; No. 106 to Chicago.  
 Club Lounge Car..... Pendleton to Chicago (Radio, bath).  
 Standard Sleeping Cars..... Pendleton to Chicago—Drawing-rooms, Compts., Bedrooms, Roomettes, Sections.  
 Reclining Seat Coaches.... Pendleton to Chicago (leg rest seats—all reserved).  
 Cafe Lounge Car..... Moderately priced meals and lounge for coach passengers.  
 Dining Car..... A la carte and club or table d'hotel service.

### Equipment for Table K

**★ NO. 105—Streamliner CITY OF PORTLAND—DAILY**  
 No. 105 to Pendleton; Bus to Spokane.  
 Club Lounge Car..... Chicago to Pendleton (Radio, bath).  
 Standard Sleeping Cars..... Chicago to Pendleton—Drawing rooms, Compts., Bedrooms, Roomettes, Sections.  
 Reclining Seat Coaches.... Chicago to Pendleton (leg rest seats—all reserved).  
 Cafe Lounge Car..... Moderately priced meals and lounge for coach passengers.  
 Dining Car..... A la carte and club or table d'hotel service.

## ST. LOUIS — KANSAS CITY — SPOKANE

No. 37-17-20 Example	Table L Condensed Schedules All Trains Daily		No. 19-18-38 Example
4.00 SUN	Lv St. Louis (C.T.)	Wabash	Ar 7.35 WED
9.00 "	Ar Kansas City		Lv 11.59 TUE
11.59 SUN	Lv Kansas City (Union Pacific)		Ar 10.30 "
5.40 MON	Lv Denver (M.T.)		Ar 8.10 TUE
10.35 TUE	Lv Pocatello		Lv 5.20 MON
11.00 "	Ar Pendleton (P.T.)		Lv 2.55 "
11.00 TUE	Lv Pendleton		Ar 2.55 "
2.35 WED	Lv Hinkle		Lv 2.05 "
3.15 WED	Ar Wallula		Ar 12.40 MON
	7.50 WED	Ar Yakima	Lv 8.00 SUN
	8.30 "	Ar Walla Walla	Lv 9.45 "
	3.15 "	Lv Wallula	Ar 12.40 MON
	4.35 "	Ar Ayer	Lv 11.30 SUN
	8.25 "	Ar Lewiston	Lv 7.30 "
	8.50 "	Ar Moscow	Lv 6.45 "
	4.35 "	Lv Ayer	Ar 11.30 "
	6.40 "	Lv Cheney	Lv 9.25 "
	7.20 WED	Ar Spokane (P.T.)	Lv 9.00 SUN

### Equipment for Table L

**★ NO. 37-17-20—PONY EXPRESS—PORTLAND ROSE—DAILY**  
 No. 37 to Denver; No. 17 to Hinkle; No. 20 to Spokane.  
 Club Lounge Service..... Denver to Spokane.  
 Standard Sleeping Cars..... Kansas City to Hinkle—10 Sections, 1 Drawing-room, 2 Compartments (open 10:00 p.m.) (for Portland).  
 Denver to Hinkle—6 Sections, 6 Roomettes, 4 Double Bedrooms (for Portland). Change to Spokane Car after leaving Pocatello.  
 Pocatello to Spokane—6 Sections, 6 Roomettes, 4 Double Bedrooms (No. 9-33 from Los Angeles and Salt Lake City).  
 Reclining Seat Coaches.... Kansas City to Denver—Denver to Spokane.  
 Dining Car..... Budget priced meals and a la carte service.

**★ NO. 19-18-38—PORTLAND ROSE—PONY EXPRESS—DAILY**  
 No. 19 to Hinkle; No. 18 to Denver; No. 38 to Kansas City.  
 Club Lounge Service..... Spokane to Denver.  
 Standard Sleeping Cars..... Spokane to Pocatello—6 Sec., 6 Rmtes., 4 Dbl. Bdrm., (No. 34-9 to Salt Lake City and Los Angeles).  
 Hinkle to Denver—6 Sections, 6 Roomettes, 4 Double Bedrooms (from Portland).  
 Hinkle to Kansas City—10 Sections, 1 Drawing-room, 2 Compartments (from Portland). Change to Kansas City Car before arriving Pocatello.  
 Reclining Seat Coaches.... Spokane to Denver—Denver to Kansas City.  
 Dining Car..... Budget priced meals and a la carte service.

### Footnotes for Page 20

⊙ Club lounge cars are for the exclusive use of standard sleeping car passengers.  
 The City of Portland has a lounge car for coach passengers.  
 ★ Regularly assigned through cars air-conditioned.  
 † Via Overland Greyhound Bus north of Pendleton.  
 (C.T.) Central time. (M.T.) Mountain time. (P.T.) Pacific time.  
 Time from 12.01 midnight to 12.00 noon shown in light face type.  
 Time from 12.01 noon to 12.00 midnight shown in heavy face type.

## CHICAGO—ST. LOUIS—KANSAS CITY—WEST YELLOWSTONE—VICTOR

City of St. Louis Yellowstone Special 9-11-35-47	San Fran. Overland Yel. Special No. 27-11-35-47 Example	Table O Summer Season Ⓞ All Trains Daily			Yel. Special San Fran. Overland No. 48-36-12-28 Example	Yellowstone Special City of St. Louis 48-36-12-10
4.00 SUN	4.00 SUN	Ar	Chicago (C.S.T.) C. & N. W.	Ar	1.30 TUE	12.29 TUE
1.15 MON	1.15 MON	Lv	Omaha.	Lv	4.00 " "	7.30 " "
4.50 " "	1.45 MON	Lv	Omaha (Union Pacific).	Lv	3.35 TUE	7.15 TUE
10.20 MON	10.45 MON	Lv	Cheyenne (M.S.T.)	Lv	5.40 MON	6.50 MON
1.15 TUE	1.15 TUE	Lv	St. Louis (C.S.T.) (Wab.)	Lv	↑	6.20 " "
11.49 " "	11.49 " "	Lv	Kansas City	Lv	↑	7.30 " "
3.00 " "	3.00 " "	Lv	Kansas City	Lv	↑	7.15 TUE
4.45 TUE	4.45 TUE	Lv	Denver (M.S.T.)	Lv	↑	6.50 MON
5.10 TUE	5.10 TUE	Lv	Denver.	Lv	↑	6.20 " "
7.00 TUE	7.00 TUE	Lv	Cheyenne.	Lv	↑	12.29 TUE
7.30 TUE	7.30 TUE	Lv	Cheyenne (M.S.T.)	Lv	↑	7.30 " "
		Lv	Green River	Lv	5.25 MON	10.45 MON
		Lv	Green River	Lv	11.00 " "	9.50 " "
		Lv	Pocatello.	Lv	9.50 " "	4.10 " "
		Lv	Pocatello.	Lv	4.10 " "	4.10 " "
		Lv	Blackfoot.	Lv	1.55 " "	1.55 " "
		Lv	Idaho Falls.	Lv	12.53 " "	12.53 " "
		Lv	Ashton.	Lv	12.15 MON	12.15 MON
		Lv	Ashton.	Lv	10.15 SUN	10.15 SUN
		Lv	Ashton.	Lv	9.55 SUN	9.55 SUN
		Lv	Victor.	Lv	8.15 SUN	8.15 SUN
		Lv	W. Yellowstone (M.S.T.)	Lv	7.30 SUN	7.30 SUN

★ 27-11-35-47 **SAN FRAN. OVERLAND—YELSTONE SPECIAL—DAILY**  
 C. & N. W. No. 27 to Omaha; No. 27 to Green River; No. 11 to Pocatello; No. 35 to Ashton and West Yellowstone; No. 47 to Ashton and Victor  
 Club Lounge Service... Chicago to West Yellowstone.  
 Standard Sleeping Car... Chicago to West Yellowstone—10 Sec., D.R., Compts.  
 Reclining Seat Coaches... Chicago to Green River (reserved); Green River to Pocatello; Pocatello to West Yellowstone; Ashton to Victor (not reserved).  
 Dining Car... Chicago to Pocatello.

★ 9-11-35-47 **CITY OF ST. LOUIS—YELLOWSTONE SPECIAL—DAILY**  
 Wabash 9 St. Louis to Kansas City; No. 9 to Green River; No. 11 to Pocatello; No. 35 to Ashton and West Yellowstone; 47 to Ashton and Victor

Club Lounge Service... St. Louis to West Yellowstone.  
 Standard Sleeping Car... St. Louis to West Yellowstone—Sections and Rooms (requires car to car change after leaving Green River).  
 Reclining Seat Coaches... St. Louis to Pocatello (all seats reserved). Pocatello to West Yellowstone; Ashton to Victor (not reserved).  
 Dining Car... St. Louis to Pocatello.

★ 48-36-12-28 **YELSTONE SPECIAL—SAN FRAN. OVERLAND—DAILY**  
 No. 48 Victor to Ashton; No. 36 West Yellowstone and Ashton to Pocatello; No. 12 to Green River; No. 28 to Chicago; C. & N. W. east of Omaha

Club Lounge Service... West Yellowstone to Chicago.  
 Standard Sleeping Car... West Yellowstone to Chicago—10 Sec., D. R., Compts.  
 Reclining Seat Coaches... Victor to Ashton; West Yellowstone to Pocatello; Pocatello to Green River (not reserved); Green River to Chicago (reserved).  
 Dining Car... Pocatello to Chicago.

★ No. 48-36-12-10 **YELSTONE SPECIAL—CITY OF ST. LOUIS—DAILY**  
 No. 48 to Ashton; No. 36 West Yellowstone and Ashton to Pocatello; No. 12 Pocatello to Green River; No. 10 to St. Louis; Wabash east of Kansas City.

Club Lounge Service... West Yellowstone to St. Louis.  
 Standard Sleeping Car... West Yellowstone to St. Louis—Sections and Rooms (requires car to car change before arrival Green River).  
 Reclining Seat Coaches... Victor to Ashton; West Yellowstone to Pocatello (not reserved); Pocatello to St. Louis (all seats reserved).  
 Dining Car... Pocatello to St. Louis.

## LOS ANGELES—SALT LAKE CITY—WEST YELLOWSTONE—VICTOR—BUTTE

Yellowstone Special 38-35-47 Example	City of St. Louis Northwest Special 10-33 Example	Butte Special 38-29 Example	Table R Condensed Schedules All Trains Daily			Butte Special 30-37 Example	Northwest Special City of St. Louis 32-34-9 Example	Yellowstone Special 48-30-37 Example
7.00 su	10.30 su	7.00 su	Lv	Los Angeles (P.S.T.)	Ar	7.00 tu	3.15 mo	7.00 tu
7.25 " "	10.50 " "	7.25 " "	Lv	East Los Angeles.	Ar	6.25 " "	2.45 " "	6.25 " "
8.55 " "	11.55 " "	8.55 " "	Lv	Riverside.	Ar	4.20 " "	1.40 " "	4.20 " "
9.35 " "	12.15 " "	9.35 " "	Lv	San Bernardino.	Ar	3.55 " "	1.15 " "	3.55 " "
9.45 " "	12.20 " "	9.45 " "	Lv	San Bernardino.	Ar	3.45 " "	1.10 " "	3.45 " "
11.59 su	2.25 " "	11.59 su	Lv	Barstow.	Ar	1.30 tu	11.08 " "	1.30 tu
5.00 mo	6.15 " "	5.00 mo	Lv	Las Vegas.	Ar	8.45 mo	7.20 " "	8.45 mo
5.30 " "	6.30 " "	5.30 " "	Lv	Las Vegas.	Ar	8.15 " "	7.05 " "	8.15 " "
8.30 " "	9.10 " "	8.30 " "	Lv	Caliente (P.S.T.)	Ar	4.45 " "	4.08 " "	4.45 " "
11.40 " "	12.03 mo	11.40 " "	Lv	Lund (M.S.T.)	Ar	3.20 " "	3.05 " "	3.20 " "
12.30 " "	12.50 " "	12.30 " "	Lv	Millford.	Ar	2.35 " "	2.20 " "	2.35 " "
2.10 " "	f 2.20 " "	2.10 " "	Lv	Lynnndyl.	Ar	12.22 " "	12.39 mo	12.22 " "
5.00 " "	4.45 " "	5.00 " "	Lv	Salt Lake City.	Ar	9.30 " "	10.30 su	9.30 " "
8.00 " "	5.30 " "	8.00 " "	Lv	Salt Lake City.	Ar	8.55 " "	9.45 " "	8.55 " "
8.55 " "	6.20 " "	8.55 " "	Lv	Ogden.	Ar	7.55 " "	8.50 " "	7.55 " "
9.10 mo	6.50 " "	9.10 mo	Lv	Ogden.	Ar	7.30 " "	8.30 " "	7.30 " "
12.45 tu	10.10 " "	12.45 tu	Lv	Pocatello.	Ar	4.15 " "	5.10 " "	4.15 " "
1.15 " "	10.40 " "	1.15 " "	Lv	Pocatello.	Ar	3.30 " "	4.39 " "	3.30 " "
11.49 " "	11.16 " "	11.49 " "	Lv	Blackfoot.	Ar	2.37 " "	3.38 " "	2.37 " "
2.35 tu	12.25 mo	2.35 tu	Lv	Idaho Falls.	Ar	2.05 mo	3.00 su	2.05 mo
3.00 tu		7.00 tu	Lv	Idaho Falls.	Ar	2.30 su	11.55 su	2.30 su
4.00 " "		8.05 " "	Lv	St. Anthony.	Ar	1.18 " "	10.40 " "	1.18 " "
4.45 tu		8.35 tu	Lv	Ashton.	Ar	12.55 su	10.15 su	12.55 su
5.10 tu		8.40 tu	Lv	Ashton.	Ar	12.50 su	9.55 su	12.50 su
7.00 tu		10.20 tu	Lv	Victor.	Ar	11.10 su	8.15 su	11.10 su
7.30 tu			Lv	West Yellowstone.	Lv		7.30 su	
		1.05 tu	Lv	Idaho Falls.	Ar	2.05 mo		
		2.30 " "	Lv	Dubuols.	Ar	12.40 " "		
		2.53 " "	Lv	Spencer.	Ar	12.18 mo		
		4.00 " "	Lv	Lima.	Ar	11.20 su		
		4.10 " "	Lv	Lima.	Ar	11.10 " "		
		4.52 " "	Lv	Armstead.	Ar	10.30 " "		
		5.23 " "	Lv	Dillon.	Ar	9.50 " "		
		6.18 " "	Lv	Melrose.	Ar	8.54 " "		
		7.25 " "	Lv	Silver Bow.	Ar	7.50 " "		
		7.45 tu	Lv	Butte (M.S.T.)	Lv	7.30 su		

**Footnotes for Page 21**

Ⓞ Club and lounge cars are for the exclusive use of standard sleeping car passengers.  
 ★ Regularly assigned through cars air-conditioned. (f) Stops only on signal.  
 Ⓞ First car leaves Chicago June 20, arrives West Yellowstone June 22.  
 ■ Operates only during Yellowstone Park season, June 22 through September 6.  
 (C.S.T.) Central standard time. (M.S.T.) Mountain standard time. (P.S.T.) Pacific standard time.  
 Time from 12.01midnight to 12.00 noon shown in light face type.  
 Time from 12.01 noon to 12.00 midnight shown in heavy face type.

★ NO. 38-29—**PONY EXPRESS—BUTTE SPECIAL—DAILY**  
 No. 38 to Salt Lake City; No. 29 to Butte.

Club Lounge Car... Los Angeles to Butte.  
 Standard Sleeping Cars... Los Angeles to Butte—10 Roomettes, 6 Double Bedrooms, Salt Lake City to Butte—12 Sections, Drawing Room.  
 Reclining Seat Coaches... Los Angeles to Salt Lake City; Salt Lake City to Butte.  
 Dining Car... Las Vegas to Butte.

★ NO. 10-33—**NORTHWEST SPECIAL—DAILY**  
 No. 10 to Salt Lake City; No. 33 to Idaho Falls; No. 31 to Victor.

Club Lounge Service... Los Angeles to Pocatello.  
 Standard Sleeping Cars... Los Angeles to Pocatello—6 Sec., 6 Rmte., 4 Dbl. Bdrm. No. 17-20 thru to Spokane.  
 Reclining Seat Coaches... Los Angeles to Salt Lake, to Idaho Falls, to Victor.  
 Dining Car... Los Angeles to Pocatello.

★ NO. 30-37—**BUTTE SPECIAL—PONY EXPRESS—DAILY**  
 No. 30 to Salt Lake City; No. 37 to Los Angeles.

Club Lounge Car... Butte to Los Angeles.  
 Standard Sleeping Cars... Butte to Los Angeles—10 Roomettes, 6 Double Bedrooms, Butte to Salt Lake City—12 Sections, Drawing Room.  
 Reclining Seat Coaches... Butte to Salt Lake City.  
 Dining Car... Salt Lake City to Los Angeles.

★ NO. 34-9—**NORTHWEST SPECIAL—DAILY**  
 No. 34 to Salt Lake City; No. 9 to Los Angeles.

Club Lounge Service... Pocatello to Los Angeles.  
 Standard Sleeping Cars... Pocatello to Los Angeles—6 Sec. 6 Rmte; 4 Dbl. Bdrm. (Nos. 19-18 thru from Spokane).  
 Reclining Seat Coaches... Ashton to Salt Lake City.  
 Dining Car... Pocatello to Ogden; Salt Lake City to Los Angeles.

**Summer Season Service**

★ NO. 38-35-47—**PONY EXPRESS—YELSTONE SPECIAL—DAILY**  
 No. 38 to Salt Lake City; No. 35 to Pocatello, Ashton and West Yellowstone; No. 47 Ashton to Victor.

Club Lounge Service... Los Angeles to West Yellowstone.  
 Standard Sleeping Cars... Salt Lake to West Yellowstone—6 Compts., 3 D.R. Salt Lake City to West Yellowstone—14 Sections. Salt Lake City to Victor—8 Sec., 1 D.R., 2 Compts. Pocatello to West Yellowstone—10 Sections, 1 Drawing-room, 2 Compts. (open 9:30 p.m.).

Reclining Seat Coaches... Los Angeles to Salt Lake City.  
 Dining Car... Salt Lake City to West Yellowstone; Ashton to Victor. Las Vegas to Salt Lake City.

★ NO. 48-36-37—**YELSTONE SPECIAL—PONY EXPRESS—DAILY**  
 No. 48 Victor to Ashton; No. 36 W. Yellowstone and Ashton to Pocatello and Salt Lake City; No. 37 to Los Angeles.

Club Lounge Service... West Yellowstone to Los Angeles.  
 Standard Sleeping Cars... West Yellowstone to Salt Lake City—14 Sections. West Yellowstone to Salt Lake City—6 Compts. 3 D.R. West Yellowstone to Pocatello—10 Sec., D.R., Compts. (occupancy until 8:00 a.m.).  
 Reclining Seat Coaches... Victor to Salt Lake City—8 Sec., 1 D.R., 2 Compts. Victor to Ashton; West Yellowstone to Salt Lake City. Salt Lake City to Los Angeles.  
 Dining Car... Salt Lake City to Las Vegas.

## LOS ANGELES — SPOKANE — Via Shoshone (SUN VALLEY) — Boise

No. 29-25 Example	No. 10-33-17-20 Example	<b>Table T</b> Condensed Schedules All Trains Daily	No. 19-18-34-9 Example	No. 12-30 Example
	10.30 SUN	Lv Los Angeles (P.S.T.)	Ar 3.15 TUE	
	10.50 " "	Ar East Los Angeles	Lv 2.50 " "	
	6.30 SUN	Ar Las Vegas (P.T.)	Lv 7.05 TUE	
	4.45 MON	Ar Salt Lake City (MST)	Lv 10.30 MON	
6.00 SUN	5.30 MON	Lv Salt Lake City (M.S.T.)	Ar 9.45 MON	8.55 MON
7.20 SUN	6.50 " "	Ar Ogden	Lv 8.30 " "	7.30 " "
10.45 SUN	10.10 MON	Ar Pocatello	Lv 5.10 MON	4.15 MON
12.30 MON	10.35 MON	Lv Pocatello	Ar 4.45 MON	3.40 MON
	11.48 " "	Lv Minidoka	Lv 3.35 " "	2.30 " "
2.45 MON	12.40 MON	Ar Shoshone	Lv 2.40 MON	1.30 MON
	12.45 MON	Ar Sun Valley	Lv 12.35 MON	
9.10 MON	10.35 MON	Ar Sun Valley	Lv 12.35 MON	9.10 MON
	10.35 MON	Lv Sun Valley	Ar 12.35 MON	
	12.40 MON	Lv Shoshone	Ar 2.40 MON	1.30 MON
2.45 MON	3.45 " "	Lv Boise	Lv 11.50 " "	10.15 SUN
5.55 MON	6.25 " "	Ar Huntington (M.S.T.)	Lv 9.25 " "	
Ar	5.35 " "	Ar Huntington (P.S.T.)	Lv 8.15 " "	
	6.59 " "	Ar Baker	Lv 6.47 " "	
	8.20 " "	Ar La Grande	Lv 5.35 " "	
	11.00 MON	Ar Pendleton	Lv 2.55 " "	
	12.01 TUE	Ar Hinkle	Lv 2.05 MON	
	2.35 TUE	Lv Hinkle	Ar 1.15 MON	
	3.15 " "	Ar Wallula	Lv 12.40 MON	
	4.35 " "	Ar Ayer	Lv 11.30 SUN	
	7.20 TUE	Ar Spokane (P.S.T.)	Lv 9.00 SUN	

### Equipment for Table T

★ **NO. 10-33-17-20—CITY OF ST. LOUIS—PORTLAND ROSE—DAILY**  
No. 10 to Salt Lake City; No. 33 to Pocatello; No. 17 to Hinkle; No. 20 to Spokane.  
Club Lounge Service ⊙ . . . Los Angeles to Spokane.  
Standard Sleeping Cars . . . Los Angeles to Spokane—6 Sec., 6 Rmte., 4 Dbl. Bdrm.  
Reclining Seat Coaches . . . Los Angeles to Salt Lake City; (all reserved) Salt Lake City to Pocatello; Pocatello to Spokane (not resv).  
Dining Car . . . . . Los Angeles to Hinkle.

★ **NO. 29-25—BUTTE SPECIAL—MAIL AND EXPRESS**  
No. 29 to Pocatello; No. 25 to Boise.  
Club Lounge Service ⊙ . . . Salt Lake City to Pocatello.  
Standard Sleeping Car . . . Salt Lake City to Boise—10 Sections, 3 Double Bedrooms (Occupancy until 8:00 a.m.).  
Reclining Seat Coach . . . Salt Lake City to Pocatello; Pocatello to Boise.  
Dining Car . . . . . Salt Lake City to Pocatello.

★ **NO. 19-18-34-9—PORTLAND ROSE—CITY OF ST. LOUIS—DAILY**  
No. 19 to Hinkle; No. 18 to Pocatello; No. 34 to Salt Lake City; No. 9 to Los Angeles.  
Club Lounge Service ⊙ . . . Spokane to Los Angeles.  
Standard Sleeping Cars . . . Spokane to Los Angeles—6 Sec., 6 Rmte., 4 Dbl. Bdrm.  
Reclining Seat Coaches . . . Spokane to Pocatello; Pocatello to Salt Lake City; (not reserved) Salt Lake City to Los Angeles (all reserved).  
Dining Car . . . . . Hinkle to Los Angeles.

★ **NO. 12-30—IDAHOAN—BUTTE SPECIAL—DAILY**  
No. 12 to Pocatello; No. 30 to Salt Lake City.  
Club Lounge Service ⊙ . . . Boise to Pocatello.  
Standard Sleeping Car . . . Boise to Salt Lake City—10 Sections, 3 Double Bedrooms (Open 9:00 p.m.).  
Reclining Seat Coach . . . Boise to Salt Lake City (from Portland).  
Dining Car . . . . . A la carte and club or table d'hote service.

## SALT LAKE CITY — BOISE — PORTLAND — SEATTLE

No. 29-11-459 Example	No. 33-17-457 Example	<b>Table U</b> Condensed Schedules All Trains Daily	No. 458-18-34 Example	No. 402-12-30 Example
6.00 SUN	5.30 SUN	Lv Salt Lake City (M.S.T.)	Ar 9.45 MON	8.55 TUE
7.20 " "	6.50 " "	Lv Ogden	Ar 8.30 " "	7.30 " "
10.45 SUN	10.10 SUN	Ar Pocatello	Lv 5.10 MON	4.15 TUE
11.05 SUN	10.35 SUN	Lv Pocatello	Ar 4.45 MON	3.40 TUE
12.08 MON	11.48 " "	Lv Minidoka	Lv 3.35 " "	2.30 " "
1.00 MON	12.40 MON	Ar Shoshone	Lv 2.40 MON	1.30 TUE
	12.45 SUN	Ar Sun Valley	Lv 12.35 MON	
	10.35 SUN	Lv Sun Valley	Ar 12.35 MON	9.10 TUE
	12.40 SUN	Lv Shoshone	Ar 2.40 MON	1.30 TUE
1.00 MON	3.45 " "	Lv Boise	Lv 11.50 " "	10.15 MON
3.59 " "	6.25 " "	Ar Huntington (M.S.T.)	Lv 9.25 " "	7.30 " "
6.35 " "	5.35 " "	Ar Huntington (P.S.T.)	Lv 8.15 " "	6.20 " "
5.45 " "	6.59 " "	Ar Baker	Lv 6.47 " "	4.55 " "
7.05 " "	8.20 " "	Ar La Grande	Lv 5.35 " "	3.45 " "
8.25 " "	11.00 SUN	Ar Pendleton	Lv 2.55 MON	1.10 " "
10.47 " "	3.25 MON	Ar The Dalles	Lv 11.50 SUN	10.15 " "
1.45 " "	6.00 MON	Ar Portland	Lv 9.45 SUN	8.10 MON
4.00 MON	8.00 MON	Lv Portland	Ar 9.15 SUN	6.45 MON
5.00 MON	11.01 " "	Ar Tacoma	Lv 5.52 " "	1.15 MON
8.05 " "	11.59 MON	Ar Seattle (P.S.T.)	Lv 4.45 SUN	11.45 SUN

### Equipment for Table U

★ **NO. 29-11-459—IDAHOAN—DAILY**  
No. 29 to Pocatello; No. 11 to Portland; No. 459 to Seattle.  
Club Lounge Service ⊙ . . . Salt Lake City to Portland.  
Parlor Car . . . . . Portland to Seattle (R. R. Owned).  
Standard Sleeping Cars . . . Salt Lake City to Boise—10 Sec., 3 Dbl. Bdrm. (No. 25 beyond Pocatello) (Occupancy until 8:00 a.m.).  
Salt Lake City to Portland—10 Sec., 1 DR., 1 Compt.  
Pocatello to Seattle—6 Sections, 6 Roomettes, 4 Double Bedrooms (Thru from St. Louis—Nos. 9-11).  
Reclining Seat Coaches . . . Salt Lake City to Portland; Portland to Seattle.  
Dining Car . . . . . A la carte and club or table d'hote service.

★ **NO. 33-17-457—NORTHWEST SPECIAL—PORTLAND ROSE—DAILY**  
No. 33 to Pocatello; No. 17 to Portland; No. 457 to Seattle.  
Club Lounge Car ⊙ . . . . . Salt Lake City to Seattle.  
Parlor Car . . . . . Portland to Seattle (R. R. Owned).  
Standard Sleeping Cars . . . Salt Lake City to Portland—Sections, Roomettes and Rooms. (Requires car-to-car change after leaving Pocatello).  
Pocatello to Portland—10 Roomettes, 6 Double Bedrooms (from Denver).  
Pocatello to Portland—10 Sections, 1 Drawing-room, 2 Compartments (from Kansas City).  
Pocatello to Portland—10 Sections, 1 Drawing-room, 1 Compartment (from Chicago).  
Reclining Seat Coaches . . . Salt Lake City to Pocatello; Pocatello to Portland; Portland to Seattle.  
Dining Car . . . . . A la carte and club or table d'hote service.

★ **NO. 458-18-34—PORTLAND ROSE—NORTHWEST SPECIAL—DAILY**  
No. 458 to Portland; No. 18 to Pocatello; No. 34 to Salt Lake City.  
Parlor Car . . . . . Seattle to Portland (R. R. Owned).  
Club Lounge Service ⊙ . . . Portland to Ogden.  
Standard Sleeping Cars . . . Portland to Pocatello—10 Sec., D. R., Cpt. (for Chgo.).  
Portland to Pocatello—10 Roomettes, 6 Double Bedrooms (for Denver).  
Portland to Pocatello—10 Sections, 1 Drawing-room, 2 Compartments (for Kansas City).  
Portland to Salt Lake City—10 Sec., D. R., Compt.  
Reclining Seat Coaches . . . Seattle to Portland; Portland to Pocatello; Pocatello to Salt Lake City.  
Dining Car . . . . . A la carte and club or table d'hote service.

★ **NO. 402-12-30—IDAHOAN—DAILY**  
No. 402 to Portland; No. 12 to Pocatello; No. 30 to Salt Lake City.  
Club Lounge Car ⊙ . . . . . Portland to Pocatello.  
Standard Sleeping Cars . . . Seattle to Pocatello—6 Sections, 6 Roomettes, 4 Double Bedrooms (Thru to St. Louis—Nos. 12-10).  
Boise to Salt Lake City—10 Sections, 3 Double Bedrooms (Open 9:00 p.m.).  
Reclining Seat Coaches . . . Seattle to Portland; Portland to Salt Lake City.  
Dining Car . . . . . Portland to Salt Lake City.

### Footnotes for Page 22

⊙ Club and lounge cars are for the exclusive use of standard sleeping car passengers.

★ Regularly assigned through cars air-conditioned.

♦ Motor Bus. This service is provided passengers arriving or departing Shoshone and holding through rail tickets to and from Sun Valley or Ketchum, Idaho.  
Note:—Between October 16 and December 20 Sun Valley will be closed to the public, and buses will meet trains 17 and 18 only.

(M.S.T.) Mountain Standard time.

(P.S.T.) Pacific Standard time.

Time from 12.01 midnight to 12.00 noon shown in light face type.

Time from 12.01 noon to 12.00 midnight shown in heavy face type.

# PORTLAND — WALLA WALLA — YAKIMA — LEWISTON — SPOKANE

20-74	20-64-346-20	Table W All Trains Daily—(Pacific Standard Time)		19-345-63-19	73-19
10.00 SUN	10.00 SUN	Lv	Portland	Ar	6.30 MON
11.28 SUN	11.28 SUN	Lv	Hood River	Ar	4.45 " "
12.05 MON	12.05 MON	Lv	The Dalles	Ar	4.05 " "
1.04 " "	1.04 " "	Lv	Arlington	Ar	2.54 " "
2.00 " "	2.00 " "	Ar	Hinkley	Lv	2.00 " "
2.35 " "	2.35 " "	Lv	Hinkley	Ar	1.15 " "
3.15 MON	3.15 MON	Lv	Walla	Ar	12.40 MON
	4.20 " "	Lv	Walla	Ar	11.15 SUN
	6.30 " "	Lv	Walla	Ar	9.45 SUN
	3.55 " "	Lv	Walla	Ar	11.50 SUN
	7.50 " "	Lv	Yakima	Ar	8.00 SUN
	3.15 " "	Lv	Walla	Ar	12.40 MON
3.15 MON	4.35 MON	Lv	Ayer	Ar	11.30 SUN
4.35 " "		Lv	Ayer	Ar	10.15 " "
		Lv	Riparia	Ar	9.40 " "
		Lv	Lewiston	Ar	7.30 SUN
5.30 " "		Lv	Ayer	Ar	11.30 SUN
6.10 " "		Lv	Marengo	Ar	10.15 " "
8.25 MON		Lv	Cheney	Ar	9.25 " "
		Lv	Spokane	Ar	9.00 SUN

### Equipment for Table W

**★ NO. 20—SPOKANE—DAILY**  
 Standard Sleeping Cars... Portland to Spokane—8 Sections, Buffet Lounge.  
 Portland to Spokane—10 Roomettes, 6 Dbl. Bedrooms.  
 Portland to Walla Walla — 10 Sec., 3 Dbl. Bedrooms  
 (No. 64 Hinkle to Walla; No. 346 to Walla Walla).  
 Coach Sleeping Cars... Portland to Lewiston—Coach Sleeping Car, 8 Sections  
 (No. 74, Ayer to Lewiston).  
 Portland to Yakima—Coach Sleeping Car, 6 Sections  
 (No. 64 to Yakima).  
 Reclining Seat Coaches... Portland to Spokane.  
 Portland to Ayer; Ayer to Moscow (No. 62 beyond Ayer—see Table 76).

**★ NO. 19—SPOKANE—DAILY**  
 Standard Sleeping Cars... Spokane to Portland—8 Sections, Buffet Lounge.  
 Spokane to Portland—10 Roomettes, 6 Dbl. Bedrooms.  
 Walla Walla to Portland—10 Sec., 3 Dbl. Bedrooms.  
 (No. 345, Walla Walla to Walla; No. 63 to Hinkle;  
 open 9:30 p.m.).  
 Coach Sleeping Cars... Lewiston to Portland—Coach Sleeping Car, 8 Sections  
 (No. 73 to Ayer).  
 Yakima to Portland—Coach Sleeping Car, 8 Sections  
 (No. 63 to Hinkle).  
 Reclining Seat Coaches... Spokane to Portland.  
 Moscow to Ayer; Ayer to Portland (No. 61 to Ayer  
 —see Table 76).

## Spokane, San Francisco and Los Angeles

No. 19-60	No. 19-9-58 Shasta	No. 19-11-52 Cascade	Table X All Trains Daily (Pacific Standard Time)		No. 51-53-20 Bus 803	Cascade No. 51-12-20	Shasta No. 57-10
	9.00	9.00	Lv	Spokane(UP) Ar	10.25	7.20	
	11.30	11.30	Lv	Ayer Ar	6.13	3.20	
	12.40	12.40	Lv	Walla Ar	12.01	10.00	
	6.30	6.30	Ar	Portland Lv			
10.10	7.45	4.45	Lv	Portland So. Pac. Ar	8.45	9.30	11.15
12.09	9.00	6.03	Lv	Salem Ar	6.50	8.08	9.55
2.10	10.13	7.23	Lv	Eugene Ar	4.45	6.49	8.42
8.30	2.23	11.40	Lv	Klamath Falls Ar	10.20	2.35	4.41
2.15	6.30	4.07	Lv	Redding Ar	3.40	10.06	12.26
7.55	9.45	7.25	Ar	Sacramento Lv	8.20	6.50	9.10
9.20	11.15	9.15	Ar	San Francisco Lv	7.30	5.00	7.45
8.45			Lv	Sacramento Ar	6.20		
9.56			Ar	Stockton Lv	5.05		
12.50	2.15	12.17	Ar	Fresno Lv	2.17	2.17	2.15
8.50	10.45	7.20	Ar	Los Angeles Lv	7.20	7.20	5.40

## Seattle, San Francisco and Los Angeles

No. 458 19-60	No. 402 9-58 Shasta	No. 408 -11-52 Cascade	Table Y All Trains Daily (Pacific Standard Time)		No. 51 53-20 -401	Cascade No. 51-12-407	Shasta No. 57-10-401
4.45	11.45	12.30	Lv	Seattle Ar	6.45	2.00	6.45
5.52	1.15	1.26	Lv	Tacoma Ar	5.00	1.01	5.00
9.15	6.45	4.30	Ar	Portland Lv	11.45	10.00	11.45
10.10	7.45	4.45	Lv	Portland So. Pac. Ar	8.45	9.30	11.15
12.09	9.00	6.03	Lv	Salem Ar	6.50	8.08	9.55
2.10	10.13	7.23	Lv	Eugene Ar	4.45	6.49	8.42
8.30	2.23	11.40	Lv	Klamath Falls Ar	10.20	2.35	4.41
2.15	6.30	4.07	Lv	Redding Ar	3.40	10.06	12.26
7.55	9.45	7.25	Ar	Sacramento Lv	8.20	6.50	9.10
9.20	11.15	9.15	Ar	San Francisco Lv	7.30	5.00	7.45
8.45			Lv	Sacramento Ar	6.20		
9.56			Ar	Stockton Lv	5.05		
12.50	2.15	12.17	Ar	Fresno Lv	2.17	2.17	2.15
8.50	10.45	7.20	Ar	Los Angeles Lv	7.20	7.20	5.40

## PORTLAND, TACOMA AND SEATTLE

401 Daily	459 Daily	407 Daily	457 Daily	Table Z All Trains Daily		460 Daily	408 Daily	458 Daily	402 Daily
11.45	5.00	10.00	8.00	Lv	Portland Ore. Ar	12.20	4.30	9.15	6.45
12.11	5.25	10.21	8.21	Lv	Vancouver Wash. Ar	11.58	4.08	8.46	6.15
1.35	6.05	11.01	9.01	Lv	Kelso-Longview Ar	11.14	3.24	8.02	5.00
3.00	6.47	11.43	9.43	Lv	Chehalis Ar	10.29	2.40	7.14	3.25
3.10	6.57	11.53	9.53	Ar	Centralla Ar	10.22	2.32	7.05	3.00
5.00	8.05	1.01	11.01	Lv	Tacoma Ar	9.16	1.25	5.52	1.15
5.20	8.15	1.05	11.05	Tacoma Ar	9.12	1.22	5.42	1.15	
6.45	9.15	2.00	11.59	Seattle Lv	8.20	1.20	5.45	1.15	

**★ NO. 401—DAILY**  
 Standard Sleeping Cars... Portland to Seattle—10 Sec., D. R., Compt. (2 cars).  
 Portland to Seattle—12 Sections, Drawing-room  
 Portland to Tacoma—10 Sections, D. R., Compt.  
 Sleepers open at Portland 9:30 p.m., at destinations until 8:00 a.m.  
 Reclining Seat Coaches... Portland to Seattle.

**SOUTHBOUND**

**★ NO. 460—DAILY**  
 Parlor Car... Seattle to Portland (R. R. Owned).  
 Reclining Seat Coaches... Seattle to Portland.  
 Dining Car... Serving necessary meals enroute.

**★ NO. 408—DAILY**  
 Parlor Car... Seattle to Portland (R. R. Owned).  
 Standard Sleeping Cars... Seattle to Chicago—12 Roomettes, 4 Double Bedrooms (No. 106 from Portland).  
 Seattle to San Francisco—22 Rmets., 10 Roomettes, 6 Double Bedrooms, (2 cars), 4 Compts., 4 Double Bedrooms, 2 Drawing Rooms.  
 Reclining Seat Coaches... Seattle to Portland.  
 Dining Car... Serving necessary meals enroute.

**★ NO. 458—DAILY Streamliner**  
 Astra Dome Obs.-Lounge @ Seattle to Portland.  
 Parlor Car... Seattle to Portland (R. R. Owned).  
 Astra Dome Room— (Seattle to Portland (R. R. Owned)—8 Duplex Parlor Car... Roomette, 3 Compartments, 2 Drawing Rooms.  
 Astra Dome Coach... Seattle to Portland (All seats reserved).  
 Reclining Seat Coaches... Seattle to Portland (Not reserved).  
 Astra Dome Dining Car... Seattle to Portland.

**★ NO. 402—DAILY**  
 Standard Sleeping Cars... Seattle to Portland—10 Sec., D. R., Compt. (2 cars).  
 Seattle to Portland—12 Sections, Drawing-room.  
 Seattle to St. Louis—6 Sections, 6 Roomettes, 4 Double Bedrooms (Nos. 12-10 through from Portland).  
 Tacoma to Portland—10 Sections, D. R., Compt.  
 Sleepers open at Seattle and Tacoma at 9:30 p.m., at Portland until 7:30 a.m.  
 Reclining Seat Coaches... Seattle to Portland.

### Equipment for Tables Y and Z

#### NORTHBOUND

**★ NO. 457—DAILY Streamliner**  
 Astra Dome Obs.-Lounge @Portland to Seattle.  
 Parlor Car... Portland to Seattle (R. R. Owned).  
 Astra Dome Room— (Portland to Seattle (R. R. Owned)—8 Duplex Rmets., Parlor Car... 3 Compartments, 2 Drawing-rooms.  
 Standard Sleeping Car... Chicago to Seattle—12 Roomettes, 4 Double Bedrooms (No. 105 to Portland).  
 Astra Dome Coach... Portland to Seattle (All seats reserved).  
 Reclining Seat Coaches... Portland to Seattle (Not reserved).  
 Astra Dome Dining Car... Portland to Seattle.

**★ NO. 407—DAILY**  
 Parlor Car... Portland to Seattle (R. R. Owned).  
 Standard Sleeping Cars... San Francisco to Seattle—22 Rmets., 10 Roomettes, 6 Double Bedrooms, (2 cars), 4 Compts., 4 Double Bedrooms, 2 D. R., (S.P. No. 12 to Portland).  
 Reclining Seat Coaches... Portland to Seattle.  
 Dining Car... Serving necessary meals enroute.

**★ NO. 459—DAILY**  
 Parlor Car... Portland to Seattle (R. R. Owned).  
 Standard Sleeping Car... St. Louis to Seattle—6 Sections, 6 Roomettes, 4 Double Bedrooms (Nos. 9-11 to Portland).  
 Reclining Seat Coaches... Portland to Seattle.  
 Dining Car... Serving necessary meals enroute.

**★ Arrives, departs Seattle Union Depot.**  
**★ Arrives, departs Seattle King Street Station.**  
**(H) Daily except Sundays and holidays.**

**★ Rail station is at Kelso. There is independent bus service between Kelso and Longview every 20 minutes.**

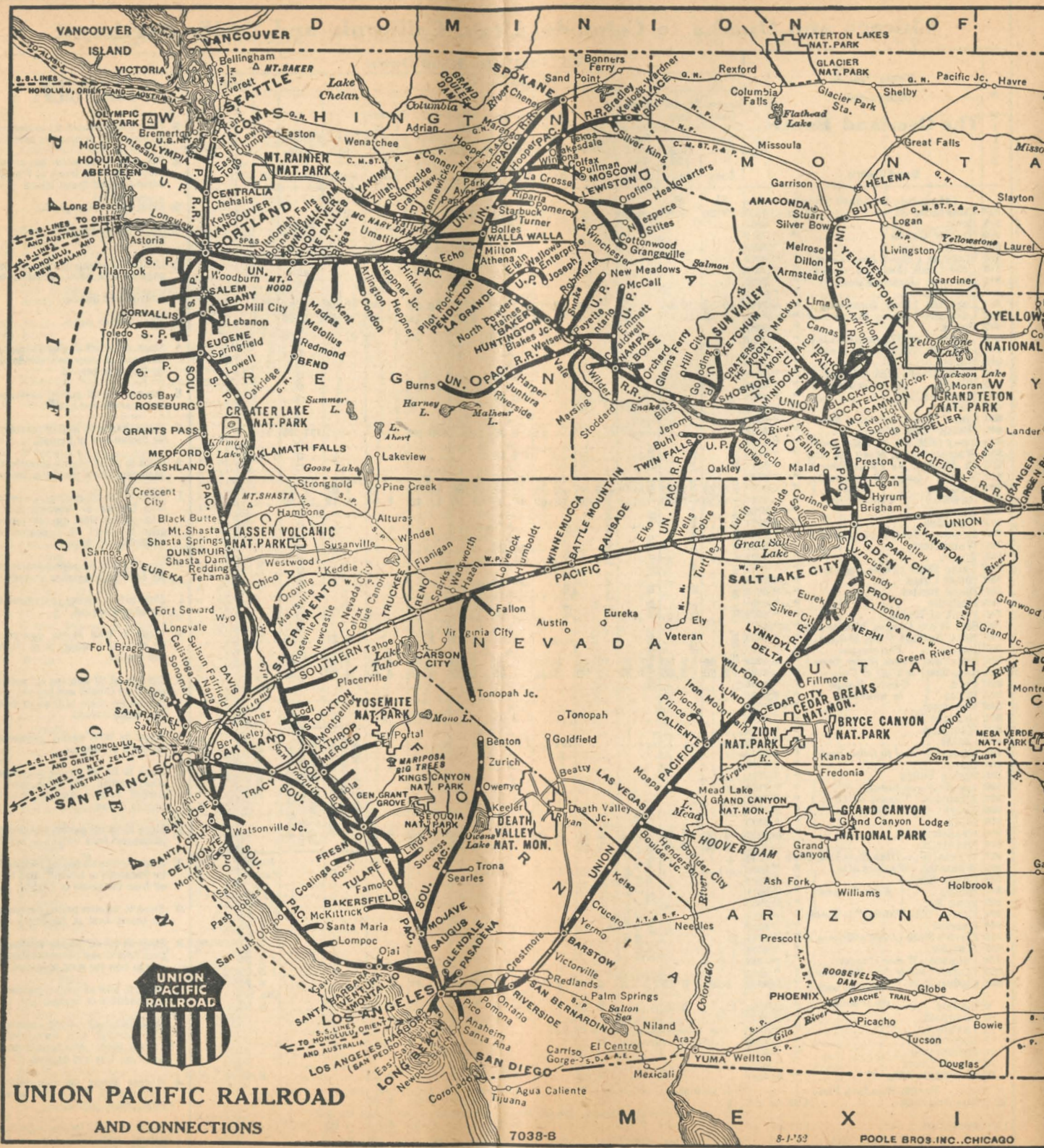
**★ Regularly assigned through cars air-conditioned.**  
**★ U. P. Stages, Portland—Spokane.**  
**★ Observation-Lounge for Parlor and Sleeping Car passengers only.**

**(K) Conditional stop; consult agent.**  
**(L) Via Pacific Greyhound bus.**  
**(A) Runs via Davis.**

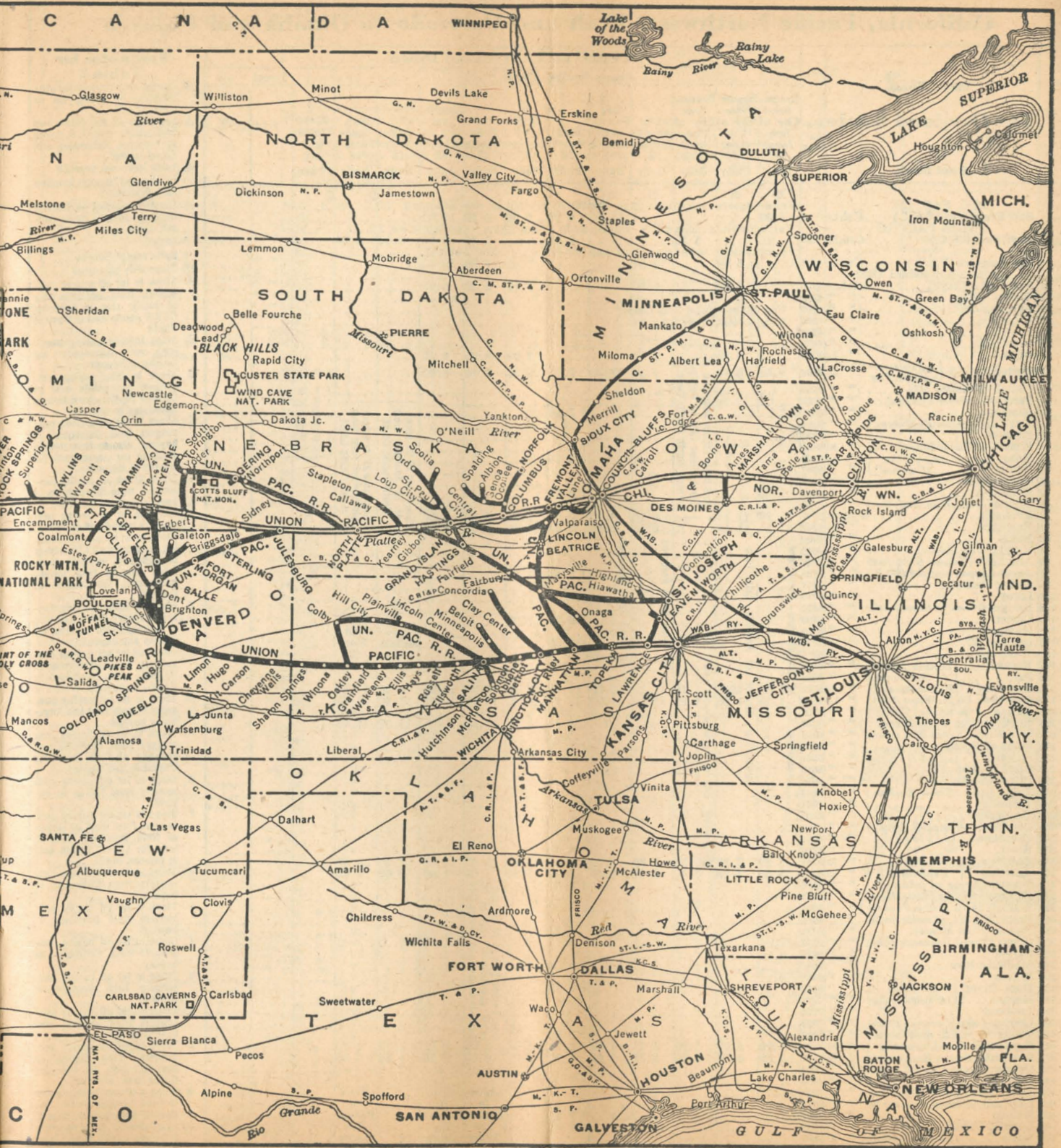








**UNION PACIFIC RAILROAD**  
AND CONNECTIONS





# California, Pacific Northwest, Utah and Colorado to Omaha and Chicago

## EASTBOUND—Read Down

MILES	Table No. 2 (Continued) <b>The Overland Route</b>		From Pacific Coast								From Colo.		Local		
	Ele- vation	City of San Fran. 102	City of Los Ang. 104	City of Port- land 106	Los Angeles Daily	San Fran- cisco Ov- land 28 Daily	Gold Coast 24 Daily	Mail & Express 6 Daily	Ida- hoan 12 Daily	Stream- liner City of Den- ver 112 Daily	Nat'l Parks Special 86-12 Daily	North Platte Valley Express Mixed 854-94 Daily			
	Read Down	Daily	Daily	Daily	Daily	Daily	Daily	Daily	Daily	Daily	Daily	Daily	Daily		
<b>Mountain Standard Time</b>															
484	Cheyenne 30 (Capitol of Wyo.)	Wyo.	6060	6.40	6.30	6.50	6.15	5.40	8.30	7.55	6.20		8.15		
498	Durham	"	5638						L				8.35		
503	Hinsdale	"	5638						L				8.50		
510	Burns (Rocky Mts. to south)	"	5455						L				9.00		
516	Egbert 30	"	5260						L				9.15		
526	Pine Bluffs	"	5047						L				Ar.		
536	Bushnell	Neb.	4686						L						
542	Oliver	"	4788						L						
549	Kimball—See Note □	"	4706						L						
556	Dix	"	4851						L						
567	Potter	"	4937						L						
586	Sidney	Ar.	4091	8.01	7.51	8.11	7.45	7.12	10.10	9.35					
586	Sidney (Lookout Sta., Old)	"	4091	8.02	7.52	8.12	8.15	7.22	10.20	9.45					
597	Sunol. (Fl. Sidney, north)	"	3925						L						
603	Lodge Pole	"	3831						L						
613	Chappell	"	3636						L						
628	Julesburg 17	Colo.	3467						L						
628	Julesburg	"	3467						L						
639	Big Springs. (So. Platte River)	Neb.	3369						L						
649	Brule	"	3286						L						
652	Ogallala	"	3213						L						
665	Roscoe	"	3165						L						
678	Paxton	"	3056						L						
699	Sutherland	"	2959						L						
692	O'Fallons 42	"	2938						L						
698	Hershey	"	2903						L						
709	North Platte 42 (Buffalo Bill Ranch, north)	Ar.	2802	9.43	9.33	9.53	10.05	9.13	12.30	11.45	10.55	9.02	11.15		
709	North Platte	"	2802	1048	1038	1058	11.15	10.23	1.40	12.55	12.45	1007	12.45		
715	Gannett	"	2768						R						
722	Maxwell (Old Ft. McPherson)	"	2711						R						
732	Brady Island	"	2651						R						
744	Gothenburg	"	2563						R						
755	Cozad	"	2487						R						
761	Darr	"	2461						R						
769	Lexington (Indian fights 1867)	"	2389						R						
780	Overton	"	2318						R						
788	Elm Creek	"	2265						R						
795	Odesa	"	2222						R						
804	Kearney 43. (State Normal School)	"	2149	G	M	T	A	P	3.40	2.28		11.20			
817	Gibbon	"	2061						R						
823	Shelton	"	2019						R						
831	Wood River	"	1956						R						
839	Alda	"	1916						R						
846	Grand Island ★ 44, 47, 49	Ar.	1864	12.39	12.30	12.49	1.25	1.00	4.35	3.15	3.35	11.56	3.35		
846	Grand Island ★ 53	"	1864	12.40	12.31	12.50	1.35	1.10	4.45	3.25	3.50	11.57	3.50		
858	Chapman 44	"	1766						R						
868	Central City 44	"	1701						R						
879	Clarks (Gr. Pawnee Vil. 1805)	"	1622						R						
891	Silver Creek	"	1548						R						
901	Duncan	"	1494						R						
909	Columbus ▲ 45, 46, 48 (Loup River Hydro-electric Plant)	"	1447	G	M	T	A	P	5.52	4.25	5.10	12.49	5.10		
916	Richland	"	1401						R						
924	Schuyler	"	1350						R						
932	Rogers	"	1312						R						
939	North Bend	"	1276						R						
947	Ames	"	1231						R						
954	Fremont ▲ (Named for Gen. Fremont)	"	1197	G	M	T	A	P	6.49	5.14	6.08	X	6.08		
965	Valley	"	1140						R						
969	Waterloo (Elkhorn River)	"	1126						R						
971	Elkhorn	"	1166						R						
990	Omaha (C.S.T.)	Ar.	1093	2.50	2.40	3.00	4.05	3.35	7.50	6.05	7.00	2.05	7.00		

● Extra Fare Trains.  
Limited handling of baggage; consult agent.

Extra fare tickets will not be sold on the "City of Los Angeles" and the "City of San Francisco" unless space has been reserved; and each person, including children of any age, who is to occupy space to the exclusion of other passengers, must hold such space assignment before he will be permitted to board train. Reduced fare tickets for Clergy, Charity, etc., are not honored on these trains.

NOTE □—There is bus line connection at Kimball, to and from Harrisburg, Gering and Scotts-bluff, Nebr.

For Complete schedules between Denver and Julesburg See Table 17.  
Leave Denver 5.00 Arrive 6.00  
Operates via North Platte Cut-off from Cheyenne See Table No. 42

See page 42 for motor bus schedules connecting with U.P. trains at Fremont, Columbus and Grand Island  
All Coach Seats Reserved  
Local Bus Ar Lincoln . . . 6.30 7.30 8.15 8.55  
Ly Fremont . . . 10.30 12.15

Musical Romances  
ON  
The RAILROAD  
NBC HOUR NETWORK  
Every Monday Night

Write Union Pacific Railroad, Dept. TT, Omaha 2, Nebr., for

**FREE COPY**

of Union Pacific folder map showing military camps, bases, air bases—in handy pocket size.

Name \_\_\_\_\_  
Street \_\_\_\_\_  
City \_\_\_\_\_

# Between Chicago, Omaha, Denver, Ogden, Salt Lake City and Los Angeles

## WESTBOUND—Read Down

Gold Coast-Pony Express 23-37 Daily	Idahoan City of St. Louis 11-9 Daily	Los Angeles Limited 1 Daily	Stream-liner City of Los Angeles 103 D'ly
8.00 7.30		12.01 9.15	7.15 3.00
9.25 10.10 7.45	11.40 12.10 8.40	11.40 12.10 8.40	
8.20 2.15 1.25	9.45 4.10 3.45 8.40	9.40 2.30 1.40 6.05	3.10 6.55 281 Ar 6.00 507 Ar 9.25
N 4.00 11.59 5.35	N 4.00 9.30 8.25		
6.20 6.15 7.00 8.00 9.30 9.56 S. 10.28 f 10.40 f 10.50 f 11.03 S. f 11.44 S. S. S. f 1.48 S. 2.20 2.35 S. S. 3.20	9.10 8.35 9.05 10.00 10.30	6.15 4.45 5.10 6.05 6.15	9.35 6.15 6.25 7.10 7.20 10.26 10.42 10.46 10.62 10.67 10.74 10.87 10.96 11.00 11.11 11.25 11.44 11.50 11.61 11.66 11.79 11.95 12.05 12.11 12.20 12.33 Ar 10.26 12.33 Ar 12.48 12.55 12.69 Ar
▲ 3.30 ▲ 4.30 ▲ 2.00 ▲ 3.00 3.20 S. f 3.39 f 4.01 S. Set watch S. S. S. 4.45 S. S. S. S. S. 6.55 S. S. S. S. S. S. 8.15 8.45 f 9.05 f 9.16 S. S. S. f 10.11 S. 11.15 S.	▲ 3.15 ▲ 4.15 ▲ 10.45 ▲ 11.45 3.05 3.05 3.35 back one 4.08 E. 7.05 7.20	2.50 3.05	2.15 2.25 1.48 1.88 1.95 2.09 2.12 2.27 2.32 2.37 2.42 2.47 2.52 2.57 2.62 2.67 2.72 2.77 2.82 2.87 2.92 2.97 3.02 3.07 3.12 3.17 3.22 3.27 3.32

### Table No. 3 The Overland Route

Station	State	Code	Station	State	Code
Chicago (C. & N. W.)	Ill.	Ar 590	Chicago (C. & N. W.)	Ill.	Ar 590
Omaha	Neb.	Lv 1033	Omaha	Neb.	Lv 1033
Minneapolis (C. & N. W.)	Minn.	Ar 918	Minneapolis (C. & N. W.)	Minn.	Ar 918
St. Paul	Minn.	Ar 703	St. Paul	Minn.	Ar 703
Omaha	Neb.	Lv 1033	Omaha	Neb.	Lv 1033
Omaha (Union Pacific)	Neb.	Ar 1033	Omaha (Union Pacific)	Neb.	Ar 1033
North Platte (C.S.T.)	Nebr.	Ar 2802	North Platte (C.S.T.)	Nebr.	Ar 2802
North Platte (M.S.T.)	Nebr.	Ar 2802	North Platte (M.S.T.)	Nebr.	Ar 2802
Cheyenne	Wyo.	Lv 6060	Cheyenne	Wyo.	Lv 6060
St. Louis (Wabash) (C. S. T.)	Mo.	Ar 480	St. Louis (Wabash) (C. S. T.)	Mo.	Ar 480
Kansas City (Union Pacific)	Mo.	Ar 748	Kansas City (Union Pacific)	Mo.	Ar 748
Denver (M. S. T.)	Colo.	Ar 5188	Denver (M. S. T.)	Colo.	Ar 5188
Cheyenne	Wyo.	Lv 6060	Cheyenne	Wyo.	Lv 6060
Cheyenne (M.S.T.)	Wyo.	Ar 6060	Cheyenne (M.S.T.)	Wyo.	Ar 6060
Ogden	Utah	Lv 4298	Ogden	Utah	Lv 4298
Ogden	Utah	Ar 4298	Ogden	Utah	Ar 4298
Salt Lake City	Utah	Lv 4251	Salt Lake City	Utah	Lv 4251
Salt Lake City	Utah	Ar 4251	Salt Lake City	Utah	Ar 4251
Garfield	Utah	Ar 4237	Garfield	Utah	Ar 4237
Lake Point (Great Salt Lake)	Utah	Ar 4260	Lake Point (Great Salt Lake)	Utah	Ar 4260
Warner (To Int'l Smelter)	Utah	Ar 4903	Warner (To Int'l Smelter)	Utah	Ar 4903
Stockton (Rush Lake)	Utah	Ar 5080	Stockton (Rush Lake)	Utah	Ar 5080
St. John (To Ophir Mines)	Utah	Ar 5034	St. John (To Ophir Mines)	Utah	Ar 5034
Faust	Utah	Ar 5267	Faust	Utah	Ar 5267
Dunbar	Utah	Ar 5648	Dunbar	Utah	Ar 5648
Lofgreen	Utah	Ar 5804	Lofgreen	Utah	Ar 5804
Tintic 6. (Silver Mining District)	Utah	Ar 5859	Tintic 6. (Silver Mining District)	Utah	Ar 5859
Jericho	Utah	Ar 5319	Jericho	Utah	Ar 5319
Lyndyl 4 (To Provo Branch)	Utah	Ar 4796	Lyndyl 4 (To Provo Branch)	Utah	Ar 4796
Cline	Utah	Ar 4792	Cline	Utah	Ar 4792
Delta 11	Utah	Ar 4649	Delta 11	Utah	Ar 4649
Oasis (Alfalfa District)	Utah	Ar 4607	Oasis (Alfalfa District)	Utah	Ar 4607
Clear Lake	Utah	Ar 4585	Clear Lake	Utah	Ar 4585
Bloom	Utah	Ar 4780	Bloom	Utah	Ar 4780
Pumice	Utah	Ar 4860	Pumice	Utah	Ar 4860
Black Rock	Utah	Ar 4860	Black Rock	Utah	Ar 4860
Read	Utah	Ar 4895	Read	Utah	Ar 4895
Milford	Utah	Ar 4968	Milford	Utah	Ar 4968
Milford (To Lehman's Cave)	Utah	Ar 4968	Milford (To Lehman's Cave)	Utah	Ar 4968
Thermo	Utah	Ar 5045	Thermo	Utah	Ar 5045
Nada	Utah	Ar 5076	Nada	Utah	Ar 5076
Lund	Utah	Lv 5091	Lund	Utah	Lv 5091
Lund	Utah	Ar 5091	Lund	Utah	Ar 5091
Cedar City	Utah	Lv 5805	Cedar City	Utah	Lv 5805
Cedar City	Utah	Ar 5805	Cedar City	Utah	Ar 5805
Lund	Utah	Lv 5091	Lund	Utah	Lv 5091
Lund	Utah	Ar 5091	Lund	Utah	Ar 5091
Zane	Utah	Ar 5215	Zane	Utah	Ar 5215
Beryl	Utah	Ar 5162	Beryl	Utah	Ar 5162
Modena	Utah	Ar 5475	Modena	Utah	Ar 5475
Uvada (M.S.T.) (Utah Nev. State Line)	Utah	Ar 5663	Uvada (M.S.T.) (Utah Nev. State Line)	Utah	Ar 5663
Crestline (P.S.T.) (Horse-shoe Curve)	Nev.	Ar 5992	Crestline (P.S.T.) (Horse-shoe Curve)	Nev.	Ar 5992
Acoma	Nev.	Ar 5527	Acoma	Nev.	Ar 5527
Islen	Nev.	Ar 5230	Islen	Nev.	Ar 5230
Callente (To Panaca and Pioche Mines)	Nev.	Ar 4390	Callente (To Panaca and Pioche Mines)	Nev.	Ar 4390
Elgin	Nev.	Ar 3384	Elgin	Nev.	Ar 3384
Carp	Nev.	Ar 2993	Carp	Nev.	Ar 2993
Galt	Nev.	Ar 2271	Galt	Nev.	Ar 2271
Rox	Nev.	Ar 1907	Rox	Nev.	Ar 1907
Moapa (Melon District)	Nev.	Ar 1664	Moapa (Melon District)	Nev.	Ar 1664
Byron	Nev.	Ar 1775	Byron	Nev.	Ar 1775
Dry Lake	Nev.	Ar 2085	Dry Lake	Nev.	Ar 2085
Garnet	Nev.	Ar 2226	Garnet	Nev.	Ar 2226
Dike (Borax)	Nev.	Ar 2242	Dike (Borax)	Nev.	Ar 2242
Wann	Nev.	Ar 1905	Wann	Nev.	Ar 1905
Las Vegas	Nev.	Lv 2027	Las Vegas	Nev.	Lv 2027
Las Vegas (Gateway to Hoover Dam)	Nev.	Lv 2027	Las Vegas (Gateway to Hoover Dam)	Nev.	Lv 2027
Bracken	Nev.	Lv 2166	Bracken	Nev.	Lv 2166
Arden (Plaster Works)	Nev.	Ar 2492	Arden (Plaster Works)	Nev.	Ar 2492
Sloan (Lime Works)	Nev.	Ar 2828	Sloan (Lime Works)	Nev.	Ar 2828
Jean (Good Springs Mining Dist.)	Nev.	Ar 2867	Jean (Good Springs Mining Dist.)	Nev.	Ar 2867
Calada (California Line)	Calif.	Ar 2744	Calada (California Line)	Calif.	Ar 2744
Desert	Calif.	Ar 2803	Desert	Calif.	Ar 2803
Nipton (To Searchlight)	Calif.	Ar 3025	Nipton (To Searchlight)	Calif.	Ar 3025
Ivanpah	Calif.	Ar 3512	Ivanpah	Calif.	Ar 3512
Cima	Calif.	Ar 4196	Cima	Calif.	Ar 4196
Kelso	Calif.	Ar 2120	Kelso	Calif.	Ar 2120
Balch	Calif.	Ar 1017	Balch	Calif.	Ar 1017
Crucero	Calif.	Lv 1016	Crucero	Calif.	Lv 1016

## EASTBOUND—Read Up

Stream-liner City of Los Angeles 104 D'ly	Los Angeles Limited 2 Daily	City of St. Louis Idahoan 10-12 Daily	Pony Express-Gold Coast 38-24 Daily
10.45 2.50	2.00 4.30		7.30 8.30
	6.50 6.15 9.25	6.50 6.15 9.25	8.20 7.45 10.25
	4.05 11.15 10.05 6.15	7.00 12.45 10.55 6.20	7.50 1.40 12.30 8.30
		N12.29 7.15 6.20	N 7.35 10.30 8.00 □.□.
6.20 9.45 9.35 8.50 8.40	5.55 7.30 7.10 6.20 6.10	5.40 6.50 6.05 5.05 4.45	8.15 7.10 6.25 5.30 5.08
		12.03 2.01	f 4.00 4.00 f 3.47 f 3.38 S. S. f 2.49 S. 2.10 S. 1.48 S. S. S. f 12.53 S. 12.30 12.20 S. S. 12.03 11.40 ▲ 11.15 ▲ 10.15 ▲ 4.15 ▲ 3.15 12.03
Set watch		ahead one	hour
		9.10	8.30 f 7.40 f 7.14 S. f 6.40 6.24 M. f 6.01 S. S. S. S. S. 4.10

### Footnotes for Table 3

▲ Motor bus between Lund and Cedar City.  
◆ Motor bus connections with main line trains at East Los Angeles.  
● No checked baggage handled on these trains.  
□ Via Borie Cut-off; not via Cheyenne.  
(f) Stops only on signal.  
A Stops to let off paying passengers; also to take for Los Angeles.  
B Stops to let off paying passengers from Los Angeles; also to take for regular scheduled stops.  
E Stops to let off paying passengers from Salt Lake City or beyond; also to take for Los Angeles.  
M Stops to let off paying passengers from Los Angeles; and to take for Salt Lake City or beyond.  
N See Tables 24 and 30 for service between St. Louis, Kansas City, Denver and Cheyenne.  
P Stops to take paying passengers for Salt Lake City or beyond.  
S Stops to let off or take on passengers.  
T Stops to let off paying passengers from Salt Lake City or beyond.  
V Stops to let off paying passengers from Omaha or beyond.  
W Stops to take paying passengers for Omaha or beyond.  
◆ Mileage shown on mile posts is from Council Bluffs. See General Information, page 2. (C.S.T.) Central Standard Time (M.S.T.) Mountain Standard Time. (P.S.T.) Pacific Standard Time.  
Time from 12:01 midnight to 12:00 noon shown in light face type.  
Time from 12:01 noon to 12:00 midnight shown in heavy face type.

### Complete Quality Meals at Budget Prices now available on these Trains

Gold Coast, Nos. 23-24 (on Union Pacific only)  
Pony Express, Nos. 37-38  
Portland Rose, Nos. 17-18

Breakfasts	65¢, 75¢ and \$1.00
Loncheons	75¢, 85¢ and \$1.00
Dinners	\$1.00
Steak Dinners	\$2.50
A la carte service also available at all meals.	

## Between Chicago, Omaha, Denver, Ogden, Salt Lake City and Los Angeles

WESTBOUND—Read Down					Table No. 3 (Continued) <b>The Overland Route</b> Pacific Standard Time	EASTBOUND—Read Up					Footnotes for Tables 3 to 10, Inclusive		
Pony Express 37 Daily	Stream- liner City of St. Louis 9 Daily	Los Angeles Limited 1 Daily	Stream- liner City of L. A. 103 Daily	M I L E S		Eleva- tion	Stream- liner City of L. A. 104 Daily	Los Angeles Limited 2 Daily	Stream- liner City of St. Louis 10 Daily	Pony Express 38 Daily			
	S.			1613	Lv	Basin (Lime Quarries)	Calif.	Lv	1217		S.		
	S.			1619	"	Afton (Afton Canyon)	"	"	1403		S.		
	S.			1637	"	Harvard	"	"	1813		S.		
	1.00	10.45	6.20	1647	"	Yermo	"	"	1929	4.15	2.55	12.30	
	S.			1651	"	Daggett	"	"	2007		S.		
	1.30	11.08	6.45	1660	"	Barstow	"	"	2105	3.47	2.25	11.59	
	S.			1692	"	Oro Grande	"	"	2642		S.		
	2.18	11.49	V	1697	"	Victorville	"	"	2718	W	f	1.42	
	S.			1716	"	Hesperia (Joshua Trees)	"	"	3191		S.		
	S.			1727	"	Summit (San Bernardino Mts.)	"	"	3825		S.		
	3.45	1.10	8.45	7.20	1741	Ar	Keenbrook (Cajon Pass)	"	2530		S.		
	3.55	1.15	8.50	7.25	1741	Lv	San Bernardino	"	1076	6.38	1.50	12.20	
	4.05	T		1745	Ar	San Bernardino	"	"	1076	6.35	1.45	12.15	
	S.			1749	"	Highgrove	"	"	979		S.		
	4.25	1.40	9.15	A	7.45	1752	Riverside (Mission Inn)	"	947		S.		
	4.50			1763	"	Mira Loma	"	"	868	B	6.13	1.25	
	S.			1767	Lv	Collins	"	"	784		S.		
	5.05	T	T	1771	Ar	Ontario	"	"	856		S.		
	5.25	2.14	T	1777	"	Pomona	"	"	979	P	P	8.15	
	S.			1785	"	Walnut	"	"	861	P	P	8.05	
	S.			1792	"	Hillgrove	"	"	532		S.		
	6.00			1799	"	Pico	"	"	310		S.		
	6.10			1801	"	Montebello	"	"	183		S.		
	6.25	2.50	10.25	8.40	1804	"	E. Los Angeles	"	203		S.		
	7.00	3.15	10.55	9.00	1811	Ar	Los Angeles	"	161	5.20	12.20	10.50	
									293	5.00	12.01	10.30	
									848	4.25	11.35	10.05	
	6.50	3.10	11.50	9.05	1814	Ar	Alhambra	"	400	4.10	11.20	9.50	
	7.05	3.25	11.05	9.20	1820	Ar	Pasadena	"	848	3.40	11.55	9.25	
	7.25	3.45	11.30	9.40	1823	Ar	Glendale (City)	"	582	3.40	11.55	9.25	
									162	3.45	11.50	9.20	
	7.35	3.55	11.35	9.50	1827	Ar	Anaheim	"	13	3.45	11.55	9.25	
	7.20	3.40	11.20	9.35	1831	Ar	Long Beach (Pine Ave)	"	13	3.10	11.20	8.50	
	7.45	4.05	11.45	10.05	1838	Ar	San Pedro (Los Angeles Harbor)	"	13	3.10	11.20	8.50	

See tables 7, 8 and 9 on this page, for more complete motor bus schedules to and from East Los Angeles.

Chicago — Salt Lake City — Cedar City  
St. Louis — Salt Lake City — Cedar City  
Los Angeles — Cedar City

Utah Parks Spec. 9-309 Daily		Utah Parks Spec. 1-309 Daily		Table No. 4 Condensed Schedule (Summer Season)		Utah Parks Spec. 310-2 Daily		Utah Parks Spec. 310-10 Daily	
		12.01	Lv	Chicago (C&NW)(CST)	Ill.	Ar	2.00		
		9.40	Lv	Omaha (Union Pacific)	Neb.	Ar	4.05		
	4.00		Lv	St. Louis (Wab.)(CST)	Mo.	Ar		12.29	
	9.30		Lv	Kansas City (Union Pacific)	Mo.	Ar		7.15	
	10.00	6.05	Ar	Salt Lake City (MST)	Utah	Lv	6.20	5.05	
	10.30		Lv	Salt Lake City	Utah	Ar		4.45	
	6.30		Ar	Cedar City (MST)	Utah	Lv		9.00	
	Bus-37	310-9		Cedar City—Los Angeles				10-309	38-Bus
	2.00	9.00	Lv	Cedar City (MST)	Utah	Ar	6.30	12.45	
	8.15	7.05	Lv	Las Vegas (PST)	NeV.	Lv	6.30	5.30	
	7.00	3.15	Ar	Los Angeles (PST)	Cal.	Lv	10.30	7.00	

## Salt Lake City — Provo — Lynndyl

Mixed			Table No. 5 Mountain Standard Time			Eleva- tion		Mixed		
307			305			306			308	
		3.00	0	Lv	Salt Lake City 3	Utah	Ar	4251	112.15	
		3.35	7	"	Murray	"	Lv	4350	111.40	
		4.20	17	"	Draper	"	"	4510	111.10	
		4.50	25	"	Mount	"	"	4806	110.50	
		5.50	31	"	Lehi	"	"	4583	110.20	
		6.00	34	"	American Fork	"	"	4618	110.00	
		6.20	37	"	Pleasant Grove	"	"	4559	109.40	
		6.30	43	"	Geneva	"	"	4553	109.20	
		7.00	48	Ar	Provo	"	Lv	4524	109.00	
		9.00	46	Lv	Provo	"	Ar	4524	109.00	
		9.10	52	"	Springville	"	"	4515	108.15	
		9.30	56	"	Spanish Fork	"	"	4549	108.05	
		10.00	63	"	Payson	"	"	4614	107.40	
		10.20	69	"	Santaquin	"	"	4887	106.22	
		10.50	82	"	Star	"	"	4910	106.25	
		11.40	89	"	Nephi	"	"	5120	105.40	
		12.00	96	"	Sharp	"	"	5236	104.40	
		12.40	111	"	Mills	"	"	4931	103.55	
		2.00	134	Ar	Lynndyl 3	"	Lv	4796	102.30	

## East Los Angeles — Pasadena — Glendale

Motor Bus				Table No. 7 Pacific Time				Motor Bus							
109		101		1-103		137		110		102		1-104		138	
2.50	10.30	8.45	6.30	Lv	East Los Angeles	Ar	Lv	10.25	11.55	4.50	6.55				
3.10	10.50	9.05	6.50	"	Alhambra City	"	Lv	10.05	11.35	4.25	6.35				
3.25	11.05	9.20	7.05	"	Pasadena Depot	"	"	9.50	11.20	4.10	6.20				
3.45	11.30	9.40	7.25	"	Glendale City	"	"	9.25	10.55	3.40	5.50				
3.55	11.40	9.50	7.35	Ar	Glendale Depot	Lv	"	9.15	10.45	3.30	5.45				

## East Los Angeles — Long Beach — San Pedro

Motor Bus				Table No. 8 Pacific Time				Motor Bus							
209		201		2-103		237		210		202		2-104		238	
2.50	10.30	8.45	6.30	Lv	East Los Angeles	Ar	Lv	10.25	11.55	4.50	6.55				
				"	Bell (Maywood)	"	Lv								
				"	Paramount	"	"								
				"	Lakewood	"	"								
3.40	11.20	9.35	7.20	Ar	Long Beach City	Lv	"	9.25	10.55	3.45	5.55				
4.05	11.45	10.05	7.45	Ar	San Pedro	Lv	"	8.50	10.20	3.10	5.20				

## East Los Angeles — Whittier — Anaheim

Motor Bus				Table No. 9 Pacific Time				Motor Bus							
309		301		3-103		337		310		302		3-104		338	
2.50	10.30	8.45	6.30	Lv	East Los Angeles	Ar	Lv	10.25	11.55	4.50	6.55				
3.10	10.50	9.05	6.50	"	Whittier	"	Lv	10.05	11.35	4.30	6.35				
3.30	11.10	9.25	7.10	"	La Habra	"	"	9.45	11.15	4.10	6.15				
3.45	11.25	9.40	7.25	"	Fullerton	"	"	9.30	11.00	3.55	6.00				
3.55	11.35	9.50	7.35	Ar	Anaheim	Lv	"	9.20	10.50	3.45	5.50				

## Las Vegas — Boulder City — Hoover Dam

Local Bus			Motor Bus			Table No. 10 Pacific Time			Local Bus		
Daily			Daily			Daily			Daily		
7.45	11.30	7.00	9.30	Lv	Las Vegas	NeV.	Ar	3.55	8.45	9.00	2.30
8.05	11.50	7.20		"	Henderson (Royson)	"	"		8.20	8.40	2.10
8.25	12.10	7.40		"	Boulder City	"	Lv	3.15	8.00	8.20	1.50
8.25	12.15	7.45		"	Boulder City	"	Lv	3.05	7.55	8.20	1.45
8.40	12.30	8.00		"	Hoover Dam	"	Lv	12.35	7.35	8.00	1.25

## Lund — Cedar City

Train		Motor Bus			Table No. 12 Mount. Time			Motor Bus			Train	
309 Daily		Daily			Daily			Daily			310 Daily	
5.15	3.15	3.30	11.45	0	Lv	Lund 3	Utah	Ar	11.15	3.00	11.45	10.15
6.30	4.15	4.30	12.45	33	Ar	Cedar City	"	Lv	10.15	2.00	10.45	9.00

Between Chicago, Omaha, Denver, Ogden and San Francisco

WESTBOUND—Read Down												EASTBOUND—Read Up											
Table No. 14												The Overland Route											
Gold Coast 23 Daily		San Francisco Overl'd 27 Daily		Stream- liner City of San Francisco 101 Daily		MILE S		Elevation		Stream- liner City of San Francisco 102 Daily		San Francisco Ov'land 28 Daily		Gold Coast 24 Daily									
C. & N. W.												Footnotes for Page 32											
0 Lv Chicago (C.S.T.) Ill. Ar 590 11.00												(f) Stops only on signal.											
488 Ar Omaha Neb. Lv 1033 3.00												□ Via Borie Cut-off; not via Cheyenne.											
0 Lv Minneapolis (C.&N.W.) (CST) Minn. Ar 918												A See tables 24 and 30 for service between St. Louis, Kansas City, Denver and Cheyenne.											
11 Ar St. Paul Ar 703												B Stops to let off paying passengers from Ogden and beyond; also to take for Reno and beyond.											
377 Ar Omaha Neb. Lv 1033												D Stops to let off paying passengers from Reno and beyond; also to take for Ogden and beyond.											
UNION PACIFIC												E Stops to let off paying passengers from Ogden or beyond; also to take for Sacramento or beyond.											
0 Lv Omaha (C.S.T.) Neb. Ar 1033 2.50												H Stops to take paying passengers for Ogden and beyond.											
281 Ar North Platte (Mountain Standard Time) Wyo. Lv 2802 10:48												K Stops to let off paying passengers from Ogden or beyond.											
0 Lv North Platte Wyo. Ar 2802 9:43												M Stops to take paying passengers for Ogden or beyond; also to let off from Sacramento or beyond.											
507 Ar Cheyenne Wyo. Lv 6080 6:40												⊕ See table 31 for service between Ogden and Salt Lake City.											
0 Lv St. Louis (Wabash) (C.S.T.) Mo. Ar 480												⊞ Leaves and arrives from Market Street station.											
0 Lv Kansas City (Union Pacific) Mo. Ar 748												⊟ Leaves and arrives from Third Street station.											
640 Lv Denver (M.S.T.) Colo. Ar 5188												▲ Limited handling of checked baggage on these trains; consult agent.											
746 Ar Cheyenne Wyo. Lv 6060												(C.S.T.) Central standard time.											
0 Lv Cheyenne (M.S.T.) Ar 6060 8:30												(M.S.T.) Mountain standard time.											
390 Ar Ogden ⊕ (M.S.T.) Utah Lv 4298 9:55												(P.S.T.) Pacific standard time.											
0 Lv Salt Lake City ⊕ (M.S.T.) Ar 4251												◆ Mileage shown on mile posts is from Council Bluffs. See General Information, page 2.											
SOUTHERN PACIFIC												Rail—Auto Travel Plan											
900 Lv Ogden (M.S.T.) Utah Ar 4298 9:40												Ask your Ticket Agent for information and about arrangements. You can...											
1014 Ar Promontory (P.S.T.) " Lv 4219												RENT A NEW CAR											
1038 Ar Lakeside (Great Salt Lake Cut-off) " " Ar 4218												at your train destination.											
1093 Ar Lucin " " Ar 4476												This plan makes it easy for you to have a car ready for your convenience when you reach the end of your train journey.											
1111 Ar Montello (Pilot Peak, South) Nev. Ar 4890												DRIV-UR-SELF RENTAL STATIONS											
1128 Ar Cobre " " Ar 5224												are located in many cities in the United States and Canada.											
1166 Ar Wells (Humboldt River) " " Ar 5533												Ask your Railroad Ticket Agent about the plan.											
1184 Ar Deeth (Ruby Range to South) " " Ar 5913																							
1217 Ar Elko (Elk Range to south) " " Ar 5063																							
1239 Ar Carlin " " Ar 4901																							
1247 Ar Paisade (Paisade Canyon) " " Ar 4846																							
1265 Ar Beowawe (Shos-one Range) " " Ar 4697																							
1297 Ar Battle Mountain " " Ar 4514																							
1339 Ar Golconda (Hot Spgs. Range north) " " Ar 4391																							
1356 Ar Winnemucca (Sonoma Range, so) " " Ar 4336																							
1389 Ar Intay (Star Peak Mount to west) " " Ar 4199																							
1428 Ar Lovelock (Humboldt River to Wells) " " Ar 3582																							
1485 Ar Hazen (U. S. Irrig proj. to south) " " Ar 4014																							
1497 Ar Fernley " " Ar 4159																							
1530 Ar Reno " " Ar 4500																							
1565 Ar Truckee (To Lake Tahoe) Cal. Ar 5819																							
1593 Ar Soda Springs " " Ar 6792																							
1607 Ar Blue Canon (American Riv. Canyon) " " Ar 4693																							
1629 Ar Colfax " " Ar 2418																							
1647 Ar Auburn " " Ar 1360																							
1692 Ar Newcastle " " Ar 960																							
1655 Ar Penryn " " Ar 628																							
1658 Ar Loomis " " Ar 402																							
1665 Ar Roseville " " Ar 162																							
1683 Ar Sacramento (State Capital) " Lv 35 7:25																							
1695 Ar Sacramento " Ar 35 7:29																							
1748 Ar Davis " Lv 52																							
1749 Ar Martinez (Carpenter Straits) " " Ar 14																							
1782 Ar Crockett (Benicia Valleys) " " Ar 14																							
1782 Ar Richmond " " Ar 14																							
1785 Ar Berkeley " " Ar 10																							
1769 Ar Oakland (16 St.) San Francisco Bay " " Ar 10																							
1771 Ar Oakland Pier " " Ar 14																							
1775 Ar San Francisco (P.S.T.) Cal. Lv 6 5:00																							

San Francisco, Sacramento and Los Angeles (Via Southern Pacific)

Via Valley Line (Pacific Standard Time)												Via Coast Line											
Table No. 15												Table No. 16											
60 Daily	58 Daily	56 Daily	52-54 Daily	San Francisco	Cal. Ar	51-53 Daily	57 Daily	59 Daily	55 Daily	74-76 Daily	94 Daily	98 Daily	72 Daily	San Francisco	Cal. Ar	71 Daily	99 Daily	95 Daily	75-73 Daily				
8.00	9.30	7.20	7.20	San Francisco	Ar	7.20	8.15	.....	5.20	9.00	7.45	8.15	11.45	San Francisco	Ar	4.45	6.00	6.45	9.00				
8.45	10.08	7.57	7.57	Oakland (16th St.)	Ar	6.40	7.25	.....	4.35	10.03	8.49	9.08	1.10	San Jose	Lv	3.55	5.03	6.40	7.40				
10.00	11.20	8.49	8.49	Martinez	Ar	5.39	6.15	.....	3.13	8.00	.....	.....	.....	San Francisco	Ar	.....	6.50	.....	9.50				
8.45	.....	.....	.....	.....	Ar	.....	.....	.....	.....	8.43	.....	7.38	.....	Oakland (First St.)	Ar	.....	6.02	.....	9.05				
9.56	.....	.....	.....	.....	Ar	.....	.....	.....	.....	9.50	.....	8.50	.....	San Jose	Lv	.....	5.05	.....	7.47				
.....	.....	.....	.....	Sacramento	Ar	6.20	.....	8.30	.....	.....	.....	.....	.....	.....	.....	.....	.....	.....	.....				
.....	.....	.....	.....	Stockton	Ar	5.05	.....	6.50	.....	.....	.....	.....	.....	.....	.....	.....	.....	.....	.....				
.....	.....	.....	.....	.....	Ar	.....	.....	.....	.....	.....	.....	.....	.....	.....	.....	.....	.....	.....	.....				
11.20	1.20	9.44	9.44	Tracy	Ar	4.42	5.00	.....	1.29	19.15	8.56	9.12	1.30	San Jose	Ar	3.20	4.58	5.24	7.20				
10.40	2.28	10.29	10.29	Modesto	Lv	4.00	.....	6.07	12.20	11.27	10.04	.....	3.05	Watsonville Jet.	Ar	2.08	.....	4.24	6.15				
12.50	2.15	5.35	12.17	Fresno	Ar	2.17	2.15	4.00	9.25	11.58	10.32	10.35	4.00	Salinas	Ar	1.31	3.38	3.54	5.40				
3.10	4.45	9.30	2.27	Bakersfield	Ar	12.13	11.30	1.10	5.25	3.25	1.35	1.20	8.35	San Luis Obispo	Ar	9.30	12.53	12.45	2.35				
8.50	10.45	8.00	7.20	Los Angeles	Cal. Lv	7.20	5.40	7.30	9.10	5.58	4.40	3.37	12.20	Santa Barbara	Ar	5.40	10.35	10.15	11.44				
.....	.....	.....	.....	.....	Ar	.....	.....	.....	.....	9.00	6.05	6.00	4.15	Los Angeles	Cal. Lv	1.00	8.15	7.45	9.00				

For equipment, see pages 6 to 23, inclusive.











## Between Denver, Cheyenne and Salt Lake City

WESTBOUND—Read Down							MILE S	Table No. 30 The Overland Route (Mountain Standard Time)	Elevation	EASTBOUND—Read Up						
Motor Bus Daily	86 Daily	57 Daily	Port'd Rose 17 Daily	Pony Express 37 Daily	City of St. Louis 9 Daily				City of St. Louis 10 Daily	Pony Express 38 Daily	Port'd Rose 18 Daily	52 Daily	Mixed 334 Daily	85 Daily	Motor Bus Daily	
5.45	6.00	8.30	5.40	5.35	8.25	0	Lv Denver 17, 18, 24	Ar 5188	6.20	8.00	8.10	5.20	11.50	9.15	8.45	
		f 8.53				14	Henderson	Lv 5036			J	f 4.54	Via			
6.20	M	9.04				19	Brighton 17	" 4979			J	f 4.47	Dent	H	8.10	
6.31	M	f 9.21				26	Lupton	" 4906			J	f 4.38	See		7.58	
6.45	M	f 9.26				35	Platteville	" 4817			J	f 4.28	Table		7.42	
6.52	M	f 9.35				40	Gilcrest	" 4782			J	f 4.22	18		7.34	
7.01	6.52	f 9.38	6.37	6.27	z	46	La Salle 17, 18	" 4681			J	f 4.15	9.45	8.08	7.25	
		f 9.43				48	Evans	" 4649			J	f 4.06	v			
7.10		f 9.49	6.50	6.40	9.25	52	Greely 17	" 4648	5.01	6.19	6.29	4.01	8.50		7.15	
		f 9.55				56	Lucerne	" 4747			J	f 3.53	v			
7.23		f 10.00				59	Eaton	" 4831			J	f 3.49	8.35		7.02	
7.30		f 10.05				63	Ault	" 4935			J	f 3.44	8.30		6.55	
7.37		f 10.10				67	Pierco	" 5032			J	f 3.39	v		6.46	
7.45		f 10.18				72	Nunn	" 5183			J	f 3.33	v		6.40	
		f 10.32				85	Carr	" Lv 5702			J	f 3.17	7.57			
		f 10.49				98	Speer	" Wyo. 5361			J	f 3.02	7.22			
8.30		11.05				106	Cheyenne 1, 2	" Lv 6050			J	f 2.45	7.00		6.00	
						108	Cheyenne	" Ar 6060			J					
						115	Borie	" Lv 6962			J					
			9.23	9.08	11.40	162	Laramie	" Lv 7151	3.10	4.15	4.25					
			9.33	9.18	11.45	162	Laramie (Snowy Range to west)	" Ar 7151	3.07	4.05	4.15					
			w	w	w	202	Rock River (Oil fields 12 mi. sou)	" Lv 6910			w					
			w	w	w	219	Medicine Bow	" " 6564			w					
			f 11.08	f 10.50		239	Hanna (Coal Mines)	" " 6775			w					
			12.05	11.45	1.44	279	Rawlins (State Penitentiary)	" " 6747	1.05	1.55	2.05					
			2.18	1.58	w	398	Rock Springs (Coal Mines)	" " 6263	w	11.32	11.46					
			2.40	2.20	4.05	413	Green River (Picturesque Cliffs)	" Lv 6083	10.45	11.10	11.25					
							See Note									
						413	Green River	" Ar 6083	10.20	10.55						
						513	Evanston	" Lv 6745	8.34	8.57						
						589	Ogden	" Ar 4298	6.50	7.10						
							See Note									
						589	Ogden	" Ar 4298	6.05	6.25						
						625	Salt Lake City	" Lv 4251	5.05	5.30						

Distance between Denver and Salt Lake City via Borie is 613 miles; via Cheyenne is 625 miles.

## Between Ogden and Salt Lake City

9 Daily	34 Daily	103 Daily	1 Daily	30 Daily	5 Daily	37 Daily	Mile	Table No. 31 (Mountain Time)	10 Daily	33 Daily	2 Daily	104 Daily	38 Daily	29 Daily	6 Daily
9.05	8.50	6.25	5.10	7.55	7.15	7.00	0	Lv Ogden 1, 2, 36	Ar 6.05	6.20	7.10	9.35	6.25	6.50	8.05
E	E	E	E	R	R	E	6	Roy	" Lv	E	E	E	E	E	E
E	E	E	E	R	R	E	10	Clearfield	" "	E	E	E	E	E	E
E	E	E	E	R	R	E	15	Layton	" "	E	E	E	E	E	E
E	E	E	E	R	R	E	17	Kaysville	" "	E	E	E	E	E	E
E	E	E	E	R	R	E	21	Farmington	" "	E	E	E	E	E	E
E	E	E	E	R	R	E	26	Centerville	" "	E	E	E	E	E	E
E	E	E	E	R	R	E	28	Woods Cross	" "	E	E	E	E	E	E
E	E	E	E	R	R	E	31	North Salt Lake	" "	E	E	E	E	E	E
10.00	9.45	7.10	6.05	8.55	8.10	8.00	36	Salt Lake 1, 2	Lv 5.05	5.30	6.20	8.50	5.30	6.00	7.15

Mixed Freight # 226	Mile	Table No. 32 (Mountain Time)	Mixed Freight # 225
↑ 7.35	0	Lv Ogden	↑ 4.10
9.05	40	Ar Echo	2.45
9.15	40	Lv Echo	2.10
9.45	45	" Coalville	1.45
10.20	53	" Wanship	1.10
11.30	68	Ar Park City	12.01

Mixed 221	Mile	Table No. 33 (Mountain Time)	Mixed 222
9.20	0	Lv Laramie	02.30
10.15	15	" Miller	f 1.45
10.30	18	" Milbrook	f 1.30
11.07	30	" Centennial	12.45
12.02	40	" Albany	f 11.53
1.30	55	" Fox Park	10.26
f 3.27	74	" Kings Canon. Colo.	f 8.27
f 4.03	80	" Northgate	f 7.51
4.40	92	" Walden	f 7.15
5.58	111	Ar Coalmont	06.00

201	Mixed	Mile	Table No. 34 (Mountain Time)	202
12.01	0	Lv	Walcott 1, 2	11.16
12.28	7	"	Meads	10.49
12.54	12	"	Overland	10.26
1.27	21	"	Fish Hatchery	9.53
1.56	24	"	Saratoga	9.37
f 2.15	28	"	Dahlstrom	f 9.17
f 2.23	30	"	Davis	f 9.07
f 2.36	33	"	Cow Creek	f 8.54
f 3.07	40	"	Canyon	f 8.22
3.32	44	Ar	Encampment	8.00

### Footnotes for Pages 36 and 37

- NOTE □—See table 20 for detail schedules to Pacific Northwest.
- Streamliner, extra fare; see pages 24 and 29.
- NOTE ♦—See table 14 for detail schedules to San Francisco.
- NOTE ⊕—See table 3 for detail schedules to Los Angeles.
- ◇ Via Borie cut-off; not via Cheyenne.
- \* Daily. † Daily except Sunday.
- △ Continental Bus System—rail tickets honored.
- Union Pacific Stages Motor Buses operated over public highways. See also section of General Information, page 2, for optional rail-motor bus ticketing arrangement.
- Local freight; limited space, hand baggage only; caboose for passengers.
- Local freight; carries combination coach-baggage car for passengers.
- (f) Stops on signal. □ Mixed train.
- ⊙ Mountain Time on the main line but trains to or from Oakley on the Colby branch line use Central Time.
- ▲ Monday, Wednesday and Friday only.
- ⊙ Tuesday, Thursday and Saturday only.
- A Stops to take paying passengers for Denver and beyond.
- B Stops to let off paying passengers from Denver and beyond.
- D Stops to let off paying passengers from Kansas City and beyond, and from Topeka; also to take for Denver and beyond.
- E Stops to take on or let off passengers.
- G Stops to let off paying passengers from Ogden or beyond.
- H Stops to let off paying passengers from east of La Salle.
- J Stops to let off paying passengers from Granger or beyond.
- K Stops to let off paying passengers from Denver and beyond; also to take for Topeka, and for Kansas City and beyond.
- L Stops to take paying passengers for Denver and beyond; also to let off from St. Louis and beyond.
- M Stops to take on paying passengers for east of Julesburg.
- N Stops to let off paying passengers from Kansas City or beyond; also to take for Denver or beyond.
- O Stops to let off paying passengers from Denver or beyond; also to take for Kansas City or beyond.
- P Stops to let off paying passengers for points on the Solomon-Beloit branch; also to take for Denver and beyond.
- R Stops to let off paying passengers from beyond Pocatello.
- S Stops to let off paying passengers from Denver and beyond; also to take for St. Louis and beyond.
- T Stops to let off paying passengers from Denver and beyond; also to take for Salina and east thereof where train is scheduled to stop.
- V Stops to let off paying passengers from Cheyenne and beyond.
- W Conditional stop; see tables 1 and 2.
- Z Stops to let off paying passengers from east of Denver; also to take for Laramie or scheduled stops beyond.

# Between Salt Lake City, Ogden, Pocatello, West Yellowstone and Butte

**WESTBOUND—Read Down**

## Table No. 36 The Overland Route

For other trains between Salt Lake and Ogden see Table No. 31.  
(Mountain Standard Time)

**EASTBOUND—Read Up**

## Cache Junction — Logan — Preston

MILE S	Yellowstone Special #35 Daily	North-west Special 33 Daily	Butte Special 29-31 Daily
0	8.00	5.30	6.00
36	8.55	6.20	6.50
9	9.10	6.50	7.20
14		D.	
21	9.46	7.22	7.55
36		f 7.37	
40		D.	
45	10.32	8.02	8.40
57		f 8.20	
62		D.	
71	f11.04	f 8.35	f 9.11
75		D.	
81		D.	
84		D.	
95	f11.32	9.06	f 9.42
105		D.	
111	12.10	9.35	f10.10
111	12.10	9.35	f10.10
121		f 9.48	
134	12.45	10.10	10.45
134	f 1.15	10.40	11.30
140		f10.54	
146		11.02	11.50
151		f11.08	
158	f 1.49	11.18	12.04
169		11.47	f12.26
176		11.58	f12.35
185	2.35	12.25	1.05
0	3.00		7.00
37	4.00		8.05
51	4.45		8.35
107	7.30		

Station	Utah	Idaho	Mont.
0	Ar 4251		
36	Lv 4298		
9	Ar 4298		
14	" 4274		
21	" 4265		
36	" 4306		
40	" 4266		
45	" 4324		
49	" 4416		
49	" 4445		
49	" 4481		
57	" 4481		
62	" 4522		
65	" 4605		
71	" 4746		
75	" 4747		
81	" 4748		
84	" 4779		
95	" 4854		
105	" 4795		
105	" 4735		
111	Lv 4751		
111	Ar 4751		
121	Lv 4525		
134	Lv 4463		
134	Ar 4463		
140	Lv 4459		
146	" 4447		
151	" 4466		
158	" 4500		
169	" 4568		
176	" 4627		
185	Lv 4708		
0	Lv 4708		
37	Ar 4971		
51	" 5255		
107	Lv 6665		
185	Ar 4708		
191	Lv 4745		
197	" 4770		
202	" 4775		
217	" 4802		
223	" 4816		
235	" 5149		
248	" 5883		
258	" 6512		
265	" 6798		
273	" 6564		
280	Lv 6258		
280	Ar 6258		
288	Lv 6014		
294	" 5819		
307	" 5495		
313	" 5388		
320	" 5258		
328	" 5096		
334	" 5164		
340	" 5427		
348	" 5000		
359	" 5183		
365	" 5294		
370	" 5397		
375	" 5575		
381	" 5814		
385	" 5519		
390	" 5338		
397	Lv 5490		

Butte Special 30 Daily	North-west Special 32-34 Daily	Yellowstone Special #36 Daily
8.55	9.45	7.00
7.55	8.50	6.00
7.30	8.30	5.40
A.	B.	
A.	B.	
6.50	7.55	4.58
A.	B.	
f 6.30	B.	
A.	B.	
A.	B.	
6.06	7.07	4.15
5.47	6.44	
A.	B.	
f 5.31	f 6.29	f 3.42
A.	B.	
A.	B.	
A.	B.	
5.05	6.02	f 3.16
A.	B.	
A.	B.	
4.45	5.40	2.55
4.45	5.40	2.55
4.31	5.26	
4.15	5.10	2.25
3.30	4.30	1.55
4.09	f 4.02	
3.33	f 3.53	
2.37	3.33	12.53
	3.24	
2.17	3.15	f12.32
2.05	3.00	12.15
	2.30	11.55
	1.13	10.40
	12.55	10.15
		7.30

Mixed #303	Mis.	Table No. (Mountain Time) 37	Mixed #304
f 6.10	85	Lv Cache Jct. Utah	Ar f 3.00
f 6.38	93	" Mendon "	Lv f 2.15
f 6.55	98	" Wellsville "	" f 1.55
f 7.10	103	" Hyrum "	" f 1.20
7.35	109	" Logan "	" 1.10
f 8.02	117	" Smithfield "	" f12.80
f 8.25	122	" Richmond "	" f12.01
f 8.34	128	" Webster "	" f11.30
f 9.05	129	" Franklin. Ida.	" f11.20
f10.10	136	Ar Preston. "	Lv f11.00

Mixed #311	Mis.	Table No. (Mountain Time) 38	Mixed #312
f 5.50	36	Lv Ogden 1, 2, Utah	Ar f 3.00
		31, 36, 39, 40	
f 6.20	45	" Hot Springs. "	" f 2.28
f 6.30	50	" Willard "	Lv f 2.17
f 6.45	57	Ar Brigham City	36Lv 2.00
f 7.30	57	Lv Brigham City	36Ar 1.30
f 7.45	63	" Corinne "	Lv f12.55
f 8.02	71	" Cropley "	" f12.35
8.15	75	" Tremonton "	" 12.25
8.30	77	" Garland "	" 12.15
f 8.46	82	" Fielding "	" f11.56
f 9.25	94	" Portage "	" f11.20
f 9.50	102	" Cherry Creek "	" f10.55
f10.15	109	Ar Malad. Ida.	Lv f10.30

## Salt Lake-Idaho Falls-W. Yellowstone (Summer Season)

35 Daily	Mis.	Table No. (Mountain Time) 39	36 Daily
8.00	0	Lv Salt Lake City	Ut. Ar 7.00
9.10	36	" Ogden "	Ar 5.40
12.45	170	Ar Pocatello.	Ida. Ar 2.25
1.15	0	Lv Pocatello	Ida. Ar 1.55
3.00	61	Lv Idaho Falls 36	Ida. Ar 11.55
4.45	102	Ar Ashton 36, 40	" Lv 10.15
4.45	102	Lv Ashton	" Ar 10.15
f 5.04	109	Ar Warm River.	" Lv f 9.35
6.13	137	" Trude "	" 8.34
6.30	142	" Big Springs "	" 8.20
7.30	153	Ar W. Yellowstone, Mont.	Lv 7.30

## Salt Lake-Idaho Falls-Ashton-Victor

29-31 Daily	35-47 Daily	Mis.	Table No. (Mountain Time) 40	48-36 Daily	32-34 Daily
6.00	8.00	0	Lv Salt Lake City	Utah Ar 7.00	9.45
7.20	9.10	36	" Ogden "	Ar 5.40	8.30
11.30	1.15	170	Lv Pocatello	Ida. Ar 1.55	4.30
1.05	2.35	221	Ar Idaho Falls 36	Ida. Lv 12.15	3.00
7.00	3.00	221	Lv Idaho Falls.	Ida. Ar 11.55	2.30
7.14		229	" Ucon "	" " 2.05	
7.25	3.23	235	" Rigby "	" " 1.55	
7.31		239	" Lorenzo "	" " f11.20	1.48
7.33		242	" Thornton "	" " 1.43	
7.46	3.43	247	" Rexburg "	" " f11.00	1.35
7.53		251	" Sugar City "	" " 1.28	
8.05	4.00	258	" St. Anthony "	" " 10.40	1.18
8.35	4.45	272	Ar Ashton.	" Lv 10.15	12.55
8.40	5.10	0	Lv Ashton 36, 39	" Ar 9.55	12.50
f 8.44	5.14	2	" Marysville "	Lv f 9.45	f12.40
f 8.52	5.22	6	" Grainville "	" f 9.37	f12.32
8.58	5.28	9	" Drummond "	" " f 9.32	12.27
f 9.06	5.36	13	" " "	" " f 9.24	f12.19
f 9.13	5.44	16	" Lamont "	" " 9.18	12.13
		22	" Judkins "	" " f	
9.37	6.09	25	" Felt "	" " 8.55	11.50
9.47	6.20	30	" Teton "	" " 8.47	11.42
10.02	6.37	37	" Driggs "	" " 8.33	11.28
10.20	7.00	46	Ar Ashton.	Ida. Lv 8.15	11.10

### Footnotes for Page 38

- \* Daily. (f) Stops only on signal. † Daily except Sunday.
- A Stops to let off paying passengers from beyond Pocatello.
- B Stops to take on or let off passengers.
- D Stops to take on or let off passengers.
- Nos. 35 and 36 between Salt Lake and West Yellowstone, and Nos. 47 and 48 between Ashton and Victor, operate only during Yellowstone and Grand Teton Park summer season June 22 through September 6.
- Local freight with combination coach-baggage car.

Union Pacific Branch Lines

Omaha—North Platte—So. Torrington

Table No. 42 Central Time. Routes: Omaha Neb. Ar, Mountain Time, Mo. Platte, O'Fallons, Coker, Sarben, Nevens, Keystone, Martin, Lemoyne, Belmar, Ruthton, Lewellen, Oshkosh, Laseo, Finley, Broadwater, Towers, Northport, Mohler, So. Bayard, McGrew, Melbeta, Ar Gering, Gering, Haig, So. Mitchell, So. Morrill, Lyman Neb., Huntley Wyo., Ar Yoder, Yoder Wyo. Ar, Veteran., Cottier., Ar So. Torngt'n Lv, Yoder Wyo. Ar, Goodland, Hawk Sprgs., Ducoc., Lagrange., Tremain., Albion., Lindbergh, Egbert., Chayenne, Ar Denver Colo.

Central City — Valparaiso

Table No. 45 Central Time. Routes: Cent'l City, Heber, Hordville, Polk, Stromsburg, Osceola, Shelby, Rising City, David City, Brainard, Valparaiso.

Columbus — Spalding

Table No. 46 Central Time. Routes: Columbus, Oconee, Monroe, Genoa, Fullerton, Belgrade, Cedar Rapids, Primrose, Spalding.

Columbus — Albion

Table No. 47 Central Time. Routes: Columbus, Oconee, Monroe, Genoa, St. Edward, Albion.

Grand Island — Ord

Table No. 48 Central Time. Routes: Gr. Island, St. Liberty, St. Paul 47, Elba, Cotesfield, Scotia, North Loup, Ord.

Grand Island — Loup City

Table No. 49 Central Time. Routes: Gr. Island, St. Paul, Dannebrog, Boelus, Rockville, Loup City.

Lawrence — Leavenworth

Table No. 50 Central Time. Routes: Lawrence, Tonganoxie, Lansing, Cochrane, Leavenworth.

Kansas City — Topeka — Marysville Grand Island

Table No. 52 Central Time. Routes: Kansas City Mo. Ar, Kans. City Kans. Ar, Muncie, Edwardsville, Bonner Springs, Linwood, Lawrence, Topeka, Topoka, Menoken, Grove, Della, Emmett, Onaga, Lillis, Sullivan, Frankfort, Winifred, Carlen, Marysville, Herkimer, Bremen, Hanover, Hollenberg, Steele City, Endcott, Fairbury, Alexandria, Belvidere, Carleton, Davenport, Edgar, Fairfield, Glenvil, Hastings, Hansen, Doniphan, Grand Island.

St. Joseph — Marysville

Table No. 53 Central Time. Routes: St. Joseph, Elwood, Wathena, Blair, Troy, Severance, Leona, Robinson, Hiawatha, Hamlin, Morrill, Sabetha, Oneida, Seneca, Baileyville, Axtell, Summit, Beattie, Home, Marysville.

Manhattan — Marysville

Table No. 54 Central Time. Routes: Manhattan, Stockdale, Garrison, Randolph, Cleburne, Irving, Blue Rapids, Marysville.

Kearney — Stapleton

Table No. 43 Central Time. Routes: Kearney, Riverdale, Amherst, Miller, Sumner, Eddyville, Oconto, Lodi, Callaway, Finchville, Arnold, Logan, Hoagland, Gandy, Stapleton.

Columbus — Norfolk

Table No. 44 Central Time. Routes: Columbus, Oconee, Platte Center, Humphrey, Madison, Norfolk.

\* Daily. § Sunday only. † Daily except Monday. ‡ Daily except Sunday. †† Daily except Saturday and Sunday. • Local freight with combination coach-baggage car. ■ Local freight with caboose; hand baggage only. (f) Stops on signal. B Sundays, Wednesdays and Fridays only. H Mondays, Wednesdays and Fridays only. E Tuesdays, Thursdays, and Saturdays only. K Freight service only. ⊕ On days livestock is to be carried, train No. 82 runs about one-half hour later than schedule shown. ○ Overland Greyhound Lines—Rail tickets honored. ▲ Center Service Bus Lines—Rail tickets honored. △ P. C. T. Stages—Rail tickets honored.





## Union Pacific Branch Lines

### Portland and Spokane Short Line

See Page 42 for supplemental bus service. Rail tickets honored.

20 Daily	Mls.	Table No. (Pacific Time) 74	19 Daily
10.00	0	Lv Portland... Ore. Ar	6.30
11.28	63	" Hood River... " Lv	4.45
12.05	84	" The Dalles... " " Lv	4.05
1.04	138	" Arlington... " " Lv	2.54
2.00	184	Ar Hinkle... " " Lv	2.00
2.35	194	Lv Hinkle... " " Ar	1.15
3.15	212	Lv Wallula... Wash. Lv	12.40
		" Attalla... " " " "	
		" Page... " " " "	
		" Scott... " " " "	
		" Ruxby... " " " "	
4.35	267	Ar Ayer... " " Lv	11.30
4.35	267	Lv Ayer... " " Ar	11.30
5.45	289	Ar Hooper Jct... " " Lv	N.
6.45	310	" Marango... " " Lv	10.15
6.40	354	" Cheney... " " Lv	9.25
		" Marshall... " " Lv	
7.20	370	Ar Spokane... Wash. Lv	9.00

### Portland — Ayer — Lewiston

See Page 42 for supplemental bus service. Rail tickets honored.

20-74 Daily	Mls.	Table No. (Pacific Time) 77	73-19 Daily
10.00	0	Lv Portland... Ore. Ar	6.30
2.00	184	Lv Hinkle... " " Lv	2.00
2.35	184	Lv Hinkle... " " Ar	1.15
3.15	0	Lv Wallula... Wash. Lv	12.40
4.35	53	Ar Ayer... " " Lv	11.30
5.30	0	Lv Ayer... " " Ar	10.15
6.10	17	Ar Riparia... " " Lv	9.40
		Camas Prairie R. R.	
6.15	0	Lv Riparia 76... Wash. Ar	9.40
f 6.39	15	" Central Ferry... " Lv	f 9.03
f 6.52	24	" Penawawa... " " " "	f 8.49
f 7.03	29	" Swift... " " " "	f 8.41
f 7.08	32	" Schuitz... " " " "	f 8.35
f 7.15	36	" Alnotta... " " " "	f 8.28
f 7.31	43	" Yamawal... " " " "	f 8.16
f 7.33	44	" Crum... " " " "	f 8.14
f 7.44	50	" Bishop... " " " "	f 8.05
f 7.53	55	" Indian... " " " "	f 7.57
f 8.05	62	" Moses... " " " "	f 7.47
f 8.11	66	" Wilma... " " " "	f 7.41
8.25	72	Ar Lewiston... Ida Lv	7.30
No. 324		Camas Prairie R. R.	No. 323
8.40	0	Lv Lewiston 76... Ida. Ar	2.30
f 8.58	9	" North Lapwal... " Lv	f 2.09
9.00	10	" Spalding... " " " "	2.06
9.10	14	" Arrow... " " " "	2.00
f 9.37	27	" Lenore... " " " "	f 1.29
f 9.52	34	" Peck... " " " "	f 1.14
10.14	43	" Orofino... " " " "	12.55
10.34	51	" Greer... " " " "	12.35
f 10.50	63	" Pardee... " " " "	f 12.21
f 11.07	65	" Kamiah... " " " "	12.05
11.25	73	" Kooskia... " " " "	11.50
11.38	76	Ar Stites... " " Lv	11.38
No. 344		Camas Prairie R. R.	No. 343
8.50	72	Lv Lewiston 76... " Ar	2.40
f 9.08	81	" North Lapwal... " " Lv	f 2.22
9.10	82	" Spalding... " " " "	2.21
9.16	86	" Lapwal... " " " "	2.13
9.21	88	" Sweetwater... " " " "	2.10
f 9.30	92	" Jacques... " " " "	f 2.03
9.36	94	" Cuidesac... " " " "	2.01
10.22	108	" Ruebens... " " " "	1.17
f 10.28	112	" Craig Jct... " " " "	f 1.08
10.39	117	" Craigmont... " " " "	1.00
10.54	125	" Ferdinand... " " " "	12.44
11.09	133	" Cottonwood... " " " "	12.27
11.27	142	" Fenn... " " " "	12.08
11.46	149	Ar Grangeville 78 Ida. Lv	11.55

### Portland — Hinkle — Yakima

See Page 42 for supplemental bus service. Rail tickets honored.

20-64 Daily	Mls.	Table No. (Pacific Time) 78	63-19 Daily
10.00	0	Lv Portland... Ore. Ar	6.30
11.28	63	" Hood River... " " Lv	4.45
12.05	84	" The Dalles... " " Lv	4.05
1.04	138	" Arlington... " " Lv	2.54
2.00	184	Ar Hinkle... " " Lv	2.00
2.55	184	Lv Hinkle... " " Ar	12.40
3.55	0	Lv Wallula... Wash. Ar	11.50
4.05	3	" Attalla 74... " " Lv	11.30
f 4.15	9	" Villard... " " " "	f 11.15
f 4.35	16	" Kennewick... " " " "	f 11.00
f 5.15	39	" Benton City... " " " "	f 10.12
f 5.42	53	" North Prosser... " " " "	f 9.49
f 5.56	60	" Grandview... " " " "	f 9.37
6.05	66	Ar Midvale... " " Lv	9.25
6.15	69	Ar Sunnyside Wash. Lv	9.15
6.20	69	Lv Sunnyside Wash. Ar	9.10
6.30	66	Lv Midvale... Wash. Ar	9.00
f 6.38	70	" Emerald... " " Lv	f 8.53
f 6.52	76	" Granger... " " " "	f 8.44
7.03	81	" Zillah... " " " "	8.36
7.10	84	" Buona... " " " "	8.29
f 7.17	87	" Sawyer... " " " "	f 8.24
f 7.23	89	" Donald... " " " "	f 8.19
f 7.33	93	" Parker... " " " "	f 8.14
7.50	101	Ar Yakima... Wash. Lv	8.00

### Portland — Hinkle — Walla Walla

See Page 42 for supplemental bus service. Rail tickets honored.

20-64 Daily	Mls.	Table No. (Pacific Time) 75	345-63 Daily
10.00	0	Lv Portland... Ore. Ar	6.30
11.28	63	" Hood River... " " Lv	4.45
12.05	84	" The Dalles... " " Lv	4.05
1.04	138	" Arlington... " " Lv	2.54
2.00	184	Ar Hinkle... " " Lv	2.00
2.55	184	Lv Hinkle... Ore. Ar	12.40
3.55	212	Ar Wallula... Wash. Lv	11.50
4.20	0	Lv Wallula... Wash. Ar	11.15
f 4.40	8	Ar Reese... " " Lv	f 10.50
5.00	15	" Touchet... " " " "	10.30
5.15	20	" Lowden... " " " "	10.18
f 5.30	24	" Whitman... " " " "	f 10.05
f 5.50	31	" Garrett... " " " "	f 9.51
6.30	31	Ar Walla Walla... " " Lv	9.45

### Portland — Pullman — Moscow

See Page 42 for supplemental bus service. Rail tickets honored.

20-62 Daily	Mls.	Table No. (Pacific Time) 76	61-19 Daily
10.00	0	Lv Portland... Ore. Ar	6.30
11.28	63	" Hood River... " " Lv	4.45
12.05	84	" The Dalles... " " Lv	4.05
1.04	138	" Arlington... " " Lv	2.54
2.00	184	Ar Hinkle... " " Lv	2.00
2.35	0	Lv Hinkle 75... Ore. Ar	1.15
3.15	28	Lv Wallula... Wash. Lv	12.40
3.15	28	Lv Wallula 74, 75... " Ar	12.40
4.35	81	Ar Ayer 74... " " Lv	11.30
5.15	81	Lv Ayer... " " Ar	10.39
f 5.21	83	" Rifton... " " Lv	f 10.21
5.42	93	" Tucannon... " " Ar	10.01
5.52	98	Ar Riparia 77... " " Lv	9.50
5.52	98	Lv Riparia... Wash. Ar	9.50
f	103	" Canyon... " " Lv	f
f 6.15	111	" Hay... " " " "	f 9.20
f 6.23	116	" Jerita... " " " "	f 9.09
6.37	122	" La Crosse... " " " "	8.56
6.52	133	" Winona... " " " "	8.39
7.00	138	" Endicott... " " " "	8.29
f	145	" Thera... " " " "	f
f 7.16	149	" Diamond... " " " "	f 8.09
7.37	158	Ar Colfax... " " Lv	7.50
7.42	158	Lv Colfax... " " Ar	7.45
f	162	" Risbeck... " " Lv	f
f	166	" Parvin... " " " "	f
f 8.05	168	" Shawnee... " " " "	f 7.25
8.13	171	" Albion... " " " "	7.18
f	174	" Armstrong... " " " "	f
8.33	177	" Pullman... Wash. Ar	7.05
8.50	186	Ar Moscow 85 Ida. Lv	6.45

### Spokane — Tekoa — Wallace

67 Daily	Mls.	Table No. (Pacific Time) 79	68 Daily
8.15	0	Lv Spokane 74 Wash. Ar	6.50
8.30	7	" Dishman... " " Lv	6.35
f 8.34	10	" Chester... " " " "	f 6.28
8.45	16	" Mica... " " " "	6.15
f 8.50	19	" Freeman... " " " "	f 6.10
8.56	22	" Manito... " " " "	6.04
9.03	27	" Rockford... " " " "	5.53
9.16	34	" Fairfield... " " " "	5.40
9.31	42	" Latah... " " " "	5.24
9.57	49	Ar Tekoa... " " Lv	5.11
10.02	49	Lv Tekoa... " " Ar	5.05
f 10.14	56	" Lovell... Ida. Lv	f 4.50
10.35	65	" Plummer... " " " "	4.32
10.50	72	" Chatcolet... " " " "	f 4.14
f	75	" O'Gara... " " " "	f
11.09	80	" Harrison... " " " "	3.54
11.16	83	" Springston... " " " "	3.45
f	88	" Black Lake... " " " "	f
11.34	95	" Lane... " " " "	3.24
11.40	99	" Rose Lake... " " " "	3.16
f	101	" Dudley... " " " "	f
11.55	107	" Cataldo... " " " "	f 2.59
12.03	112	" Enaville... " " " "	2.53
f 12.07	113	" Pine Creek... " " " "	f 2.49
12.30	119	" Kellogg-Wardner... " " " "	2.40
f	122	" Shont... " " " "	f
12.43	125	" Osburn... " " " "	f 2.22
1.00	130	Ar Wallace... Ida. Lv	2.15

### Footnotes for Page 41

- \* Daily. (f) Stops only on signal.
  - † Local freight; caboose for passengers.
  - B Busses run via these stations only when there are passengers to or from Walla Walla or beyond.
  - C Stops to let off paying passengers from Hinkle or beyond.
  - K Bus station is at Prosser. T Bus station is at East Parker.
  - N Stops to take on paying passengers for Hinkle and beyond.
- Time from 12:01 midnight to 12:00 noon shown in light face type.  
Time from 12:01 noon to 12:00 midnight shown in heavy face type.  
Figures opposite junction points refer to tables showing diverging trains.

# EXPRESS IT!



for friendly shipping help... and sure, fast service...

ALWAYS ASK THE EXPRESS MAN!



Connecting Bus Service

Portland — Umatilla — Spokane  
Pendleton — Umatilla — Spokane

Table No. 83 (Pacific Time) with columns for Motor Bus Daily and Mils. for routes to Portland, Umatilla, and Spokane.

Pendleton — Spokane

Table No. 84 (Pacific Time) with columns for Motor Bus Daily and Mils. for routes to Pendleton, Adams, Athena, Weston, Milton, Freewater, Walla Walla, Dayton, and Dodge Jet.

Table No. 84a (Pacific Time) with columns for Motor Bus Daily and Mils. for routes to Dodge Jet, Pomeroy, Clarkston, Lewiston, and Colfax.

Walla Walla — Yakima

Table No. 84a (Pacific Time) with columns for Motor Bus Daily and Mils. for routes to Walla Walla, Kennewick, Sunnyside, and Yakima.

Spokane — Moscow — Lewiston

Table No. 85 (Pacific Time) with columns for Motor Bus Daily and Mils. for routes to Spokane, Rosalia, Colfax, Pullman, and Lewiston.

The Dalles — Bend

Table No. 86 (Pacific Time) with columns for Motor Bus Daily and Mils. for routes to The Dalles, Maupin, Madras, Metolius, Culver, Terrebonne, Redmond, and Bend.

Biggs — Shaniko

Table No. 87 (Pacific Time) with columns for Motor Bus Daily and Mils. for routes to The Dalles, Biggs Junction, Wasco, Moro, Grass Valley, Kent, and Shaniko.

Fremont — Lincoln

Table No. 88 (Central Time) with columns for Motor Bus Daily and Mils. for routes to Fremont, Wahoo, Ceresco, and Lincoln.

Columbus — Lincoln

Table No. 89 (Central Time) with columns for Motor Bus Daily and Mils. for routes to Columbus, Schuyler, David City, Seward, and Lincoln.

Grand Island — Hastings

Via Yellow Diamond Lines—Rail Tickets Honored

Table No. 90 (Central Time) with columns for Motor Bus Daily and Mils. for routes to Grand Island, Doniphan, Hansen Corner, and Hastings.

Spokane — Grand Coulee Dam

Via Okanogan Valley Bus Lines (Pacific Time)

Table with columns for Motor Bus Daily and Mils. for routes to Spokane and Grand Coulee Dam.

Las Vegas — Tonopah

Via Las Vegas-Tonopah-Reno Stage Line (Pacific Time)

Table with columns for Motor Bus Daily and Mils. for routes to Las Vegas and Tonopah.

Footnotes for Page 42

(C) Overland Greyhound Bus Lines—Rail tickets honored. (M) Capitol Stages—Rail tickets honored. (\*) Elkhorn Valley Stages—Rail tickets honored.

(\*) Pacific Trailways—Rail Tickets honored. (M.T.) Mountain Time. (P.T.) Pacific Time. (N) Northwest Greyhound Lines—Rail tickets honored.

UNION PACIFIC TRAINS USE THESE STATIONS

Boise, Idaho: Union Pacific Station. Butte, Montana: Union Station, 820 East Front Street. Cheyenne, Wyoming: Union Pacific Station, 15th Street at Capitol Avenue. Chicago, Illinois: C. & N. W. Terminal, Canal and Madison Streets. Denver, Colorado: Union Station, Foot of Seventeenth Street. Kansas City, Mo: Union Station, Main Street and Union Station Plaza. Los Angeles, Calif: Los Angeles Union Passenger Terminal, Alameda and Aliso Streets.

Oakland, Calif: Southern Pacific 16th Street Station, Foot of 16th Street. Oakland Pier, Calif: Southern Pacific Terminal. Ogen, Utah: Union Station, 25th and Wall Streets. Olympia, Wash: Union Pacific Station, Corner 4th Avenue and Adams Street. Omaha, Nebraska: Union Station, 10th and Marcy Streets. Pendleton, Oregon: Union Pacific Station, Corner Main and Frazer Sts. Pocatello, Idaho: Union Pacific Station, Foot of West Bonneville Street.

Portland, Oregon: Union Station, Sixth and Johnson Streets. Riverside, Calif: Union Pacific Station, 7th and Vine Streets. San Bernardino, Calif: Union Station, West Third Street. San Francisco, Calif: Ferry Depot, Foot of Market Street. Salina, Kansas: Union Station, 400 North 13th Street. Salt Lake City, Utah: Union Pacific Station, South Temple and Third West Streets.

Seattle, Wash: Union Station, 4th Avenue, South, and Jackson Street. Spokane, Wash: Union Station, Corner Trent Avenue between Stevens and Washington Streets. St. Louis, Mo: Union Station, 18th and Market Streets. Tacoma, Wash: Union Station, 1713 Pacific Avenue. Topeka, Kansas: Union Pacific Station, Railroad and North Jackson Streets. Yakima, Wash: Union Pacific Station, West Yakima and South Second Ave.





ONE WAY RAIL FARES — 30 DAY LIMIT

These fares are compiled from current Tariffs as of November 15, 1932 for information only. Not to be used for selling purposes. Subject to change without notice.

Table with columns for TO (FROM) and various cities: Los Angeles, San Francisco, Portland, Seattle, Spokane, Salt Lake City, Denver, Boise, Las Vegas. Each city has sub-columns for FIRST, COACH, and COACH. Rows list various destinations like Albany, Atlanta, Birmingham, etc.





# PULLMAN SLEEPING CAR RATES

(Transportation Tax not included)

These fares compiled from current Tariffs as of November 15, 1952 for information only. Not to be used for selling purposes. Subject to change without notice. See Page 49 for Rates for Upper Berths, Drawing Rooms, Compartments, Bedrooms, Roomettes, etc. Based on Applicable Lower Berth.

Chicago	St. Paul Minneapolis	Co. Bluffs Omaha	St. Louis	Kansas City	Denver	BETWEEN		Salt Lake City	Butte	Portland	Seattle Tacoma	Los Angeles	San Francisco
Lower Standard Berth	Lower Standard Berth	Lower Standard Berth	Lower Standard Berth	Lower Standard Berth	Lower Standard Berth	AND		Lower Standard Berth	Lower Standard Berth	Lower Standard Berth	Lower Standard Berth	Lower Standard Berth	Lower Standard Berth
\$17.55 9.85 14.80 17.85 10.65	*\$18.80 12.25 *16.55 17.25 9.95	\$13.80 13.80 11.55 14.10 6.55	\$17.55 11.55 14.60 17.55 10.65	\$14.50 13.80 12.25 15.05 8.30	\$10.65 19.00 10.25 10.25	Boise Boston Butte Cedar City Cheyenne	Ida. Mass. Mont. Utah Wyo.	\$ 5.00 22.60 5.50 5.00 6.55	\$ 6.15 28.90 8.65 *10.50 8.65	\$ 6.15 28.90 8.65 *14.95 14.50	\$0 8.00 28.90 P 8.65 *16.55 14.50	\$A12.60 29.60 12.80 6.90 14.50	\$*13.90 29.60 12.80 G*11.60 14.50
10.65 D14.50 5.50 16.60	5.00 9.95 D*16.55 5.80 16.05	5.80 6.55 D11.55 5.00 12.80	5.00 9.95 D14.50 5.00 16.60	5.50 6.55 D12.25 9.60	10.65 D 8.30 6.55 9.60	Chicago Denver Idaho Falls Kansas City Ketchum (Sun Valley)	Ill. Colo. Ida. Mo. Ida.	14.50 7.60 5.00 12.25 5.00	14.80 10.25 5.00 12.25 5.10	21.00 14.80 8.65 18.10 7.60	21.00 14.80 R10.25 18.10 M9.60	21.00 15.40 10.95 18.10 12.25	21.00 15.40 11.95 18.10 12.25
18.45 18.45 21.00 17.65 5.80	18.10 *20.48 21.00 17.25 5.80	15.40 15.40 18.10 14.10 5.00	18.45 *21.95 20.15 17.55 5.80	16.35 16.05 18.10 14.80 5.80	11.95 13.80 15.40 10.25 9.95	Las Vegas Lewiston Los Angeles Lund Minneapolis	Nev. Ida. Cal. Utah Minn.	5.50 8.90 8.90 5.00 14.50	9.95 5.00 12.80 8.00 *16.55	*15.45 5.00 L11.95 *14.95 *23.10	*17.05 E13.50 *16.55 *23.10	5.00 *17.80 6.55 21.00	G* 9.70 H*13.30 L 4.70 G*11.25 21.00
8.90 14.50 5.80 *8.10 8.30	12.25 14.50 5.00 *20.40 11.55	12.80 11.55	10.65 14.50 5.00 17.55 9.95	12.80 12.25 5.00 16.05 12.25	18.10 7.60 6.55 12.25 17.55	New York Ogden Omaha-Council Bluffs Pendleton Philadelphia	N. Y. Utah Pa.	21.70 5.00 11.55 7.60 21.00	21.95 5.00 11.55 6.90 21.30	28.90 9.60 18.10 5.00 27.95	28.90 K11.55 18.10 N 5.50 27.95	28.90 8.90 18.10 A15.05 27.95	28.90 8.90 18.10 H*13.30 27.95
14.50 21.00 19.30 21.00 14.50	*16.55 *23.10 19.00 21.00 14.50	11.55 18.10 16.05 18.10 11.55	14.50 20.15 19.30 20.15 14.50	12.25 18.10 17.25 18.10 12.25	8.00 14.80 12.80 14.50 7.60	Pocatello Portland Reno Sacramento Salt Lake City	Ida. Ore. Nev. Cal. Utah	5.00 9.95 6.55 8.30	5.00 8.65 10.65 12.25 5.60	8.30 9.95 L 8.00 9.95	9.95 5.00 F 9.60 11.55	9.95 L11.95 L 4.70 8.90	L 8.30 L 5.00 L 4.70 8.90
21.00 21.00 16.05 18.10	21.00 *23.10 16.05 *20.40	18.10 18.10 12.25 15.40	20.15 20.15 16.05 17.55	18.10 18.10 12.80 16.05	15.40 14.80 8.90 6.55 13.80	San Francisco Seattle Shoshone Sioux City Spokane	Cal. Wash. Ida. Ida. Wash.	8.90 11.55 5.00 11.55 9.95	12.80 P 8.65 5.00 *16.55 P 5.00	L 8.30 8.30 18.10 5.00	C 9.95 B 8.90 18.10 P 5.00	L 4.70 H13.80 11.55 18.10 A15.70	L 4.70 H 9.95 12.25 18.10 H12.25
5.00 5.00 16.60 21.00 14.50	5.80 16.05 *23.10 *16.55	5.00 5.00 12.80 18.10 11.55	5.80 16.60 20.15 14.50	5.80 13.50 18.10 12.25	9.95 9.95 9.60 14.80 9.95	St. Louis St. Paul Sun Valley (Ketchum) Tacoma Victor	Mo. Minn. Ida. Wash. Ida.	*14.50 14.50 5.00 11.55 5.00	*16.55 7.60 P 8.65 5.00	*20.15 *23.10 M 9.60 5.00 10.25	*20.15 21.00 12.25 H12.80 11.95	*20.15 21.00 12.25 H 9.60 *13.90	
18.10 8.30 D14.50	*20.40 11.55 D*16.55	15.40 12.25 D11.55	17.55 8.90 D14.50	16.05 11.55 D12.25	13.25 16.60 D 9.95	Walla Walla Washington West Yellowstone	Wash. D. C. Mont.	8.30 21.00 5.00	*11.55 21.30 5.00	5.00 27.95 10.25	*10.00 27.95 10.25	15.70 27.30 11.95	H*13.30 27.30 11.95

Lower Standard-Berth Rate Between Las Vegas, Nevada and Cedar City, Utah, \$5.00

- (A) Via Salt Lake City and Pocatello. \* Made combination of fares.  
 (B) From Tacoma, lower standard berth, \$8.65.  
 (C) Via Southern Pacific Company and Portland. From Tacoma lower standard berth, \$9.60.  
 (D) Also applies via Ogden. Where through car is operated via Salt Lake City charge for side trip Ogden to Salt Lake City and return with privilege of occupying car at Salt Lake City during one-half day's stop-over is \$2.00. When change of cars is necessary and passengers transfer at Salt Lake City instead of Ogden there is no charge for the side trip.  
 (E) Via Southern Pacific Company and Portland. From Tacoma, lower standard berth, \$12.80.  
 (F) Via Southern Pacific Company and Portland. From Tacoma, lower standard berth, \$8.90.  
 (G) Via Los Angeles. (H) Via Southern Pacific Company and Portland.  
 (K) From Tacoma, lower standard berth, \$10.95.  
 (L) Via Southern Pacific Company.  
 (M) From Tacoma, lower standard berth, \$8.90.  
 (N) From Tacoma, lower standard berth, \$5.00.  
 (P) Via Direct Lines. (Q) From Tacoma, lower standard berth \$7.60.  
 (R) From Tacoma, lower standard berth \$9.95.

\* Berth rates to and from Cheyenne, Denver and west apply via Omaha or via Kansas City.

© Rates effective and service available only during Park Summer Season.

**Lower Standard Berth Rate to Los Angeles and Las Vegas from points shown; quoted via Pocatello, Idaho and Salt Lake City, Utah.**

BETWEEN	
Ayer, Wash. and Los Angeles	\$15.70
Cheney, Wash. and Los Angeles	15.70
La Grande, Ore. and Los Angeles	14.50
Marengo, Wash. and Los Angeles	15.70
Hinkle, Ore. and Los Angeles	15.40
Wallula, Wash. and Los Angeles	16.70

BETWEEN	
Ayer, Wash. and Las Vegas, Nev.	13.25
La Grande, Ore. and Las Vegas, Nev.	11.25
Pendleton, Ore. and Las Vegas, Nev.	11.95
Shoshone, Ida. and Las Vegas, Nev.	8.30
Spokane, Wash. and Las Vegas, Nev.	14.10
Hinkle, Ore. and Las Vegas, Nev.	12.25
Wallula, Wash. and Las Vegas, Nev.	12.60

**Bedroom Rates:** Bedrooms are available on most Union Pacific trains, including the Streamliner trains. See equipment pages 8 to 23 inclusive. Double bedrooms have upper and lower berths. Duplex-Single Bedrooms have only one berth. (See table on opposite page). When occupied by one person, only one rail ticket required.

**Exclusive Space Occupancy by One Person:** One and one-fourth railroad tickets must be purchased for exclusive use of drawing-room; one and one-tenth tickets for compartment. If Streamliner "City of Los Angeles" or "City of San Francisco" is used, one and one-tenth first class special service charge tickets are required for exclusive occupancy of a compartment, and one and one-fourth first class special service charge tickets for exclusive occupancy of a drawing-room. These tickets are in addition to the regular rail and Pullman tickets. Exception: Only one rail ticket is required for use of a compartment between Chicago, Ill., and Butte, Mont., or Pendleton, Ore., and points north and west thereof (also West Yellowstone, Mont., and Victor, Idaho).





# TRAFFIC REPRESENTATIVES. . . UNION PACIFIC RAILROAD

Here, for your convenience, is a list of Union Pacific office addresses, telephone numbers, and names of the men and women at each. If you want advice in connection with your travel plans, call the nearest

office. Someone there will gladly give you the information. These offices are at your service—for reservations, for convenient side trips, for help in changing trains or making connections.

ABERDEEN, WASH.—3 Union Passenger Station, K and River Sts.— <i>Phone 1018</i> C. H. JACKA..... General Agent	EUGENE, ORE.—Suite 21, Cascade Bldg., 163 East 12th Avenue <i>Phone 6-5461</i> J. E. ATHERTON..... General Agent
ALHAMBRA, CALIF.—City Tkt. Office, 51 S. Garfield Ave.— <i>Phone Atlantic 18763</i> J. M. MOONEY, JR. (or <i>Phone Cumberland 32024</i> )..... Ticket Agent	R. D. TOOMEY..... Traveling Freight and Passenger Agent
ASTORIA, ORE.—438 Commercial St.— <i>Phone 304</i> FLOYD C. FOSTER..... Traveling Freight and Passenger Agent	FRESNO 1, CALIF.—207 Rowell Bldg., Tulare St. & Van Ness Ave.— <i>Phone 4-6571</i> H. G. PELLETIER..... General Agent
ATLANTA 3, Ga.—1432 Healey Building <i>Phone Lamar 6261</i> P. S. SMITH..... General Agent	W. H. MCPHERSON (Bakersfield)..... Traveling Freight and Passenger Agent
J. R. TURNER (Tampa)..... Traveling Freight and Passenger Agent	CARL BIANCHI..... Traveling Freight and Passenger Agent
J. D. GLOVER..... Traveling Freight and Passenger Agent	GERING, NEBR.—Union Pacific Station— <i>Phone 35</i> F. M. PURNELL..... General Agent
BEND, ORE.—1054 Bond St.— <i>Phone 63</i> H. D. ATTHON..... General Agent	GLENDALE 3, CALIF.—City Ticket Office, 404½ North Brand Boulevard— W. A. SHOOK ( <i>Phone Citrus 1-2174 or Chapman 5-1370</i> )..... General Agent
BEVERLY HILLS, CALIF.—9571 Wilshire Blvd.— <i>Phone CRestrite 1-7167</i> FREDERICK YATES (or <i>Phone Bradshaw 2-1633</i> )..... City Passenger Agent	HOLLYWOOD 28, CALIF.—City Ticket Office, 6702 Hollywood Blvd.— V. J. SCHMITTROTH ( <i>Phone Hillside 0281</i> ) Gen'l Agt., Passenger Department
E. J. MURPHY..... City Ticket Agent	W. L. DUNCAN..... City Ticket Agent
BIRMINGHAM 3, ALA.—701 Brown-Marx Building— <i>Phone 7-1837</i> J. E. PILON..... District Freight and Passenger Agent	LEO P. DRAKE..... City Passenger Agent
BOISE, IDAHO—City Ticket Office, Idaho Bldg., 212 No. 8th St.— <i>Phone 3-6465</i> KAY L. JOHNSON..... General Agent	H. C. FARMER..... City Passenger Agent
W. J. HYNES..... Special Representative	HUNTINGTON PARK, CALIF.—City Ticket Office, 7002 Pacific Blvd.— R. H. LUND ( <i>Phone Kimball 9281</i> )..... Passenger Agent
R. C. COLE..... City Passenger and Ticket Agent	KANSAS CITY 6, MO.—200 Waldheim Bldg., 6 East Eleventh St.— <i>Phone Victor 6530</i> D. R. ALEXANDER..... General Freight and Passenger Agent
T. J. LYBOD..... Traveling Freight and Passenger Agent	A. H. GENGE..... General Agent, Freight Department
T. F. MEYER..... Traveling Freight and Passenger Agent	City Ticket Office—2 East Eleventh Street— <i>Phone Victor 6530</i> J. M. FORSHA..... General Agent, Passenger Department
BOSTON 3, MASS.—208 Old South Bldg., 294 Washington St.— <i>Phone</i> M. W. COONERTY..... General Agent	C. T. CLARKE..... City Ticket Agent
F. G. JUST ( <i>Hubbard 2-6380</i> )..... City Passenger Agent	HARRY M. BACK..... City Passenger Agent
HARRY A. HANSEN..... Traveling Freight and Passenger Agent	T. F. HERMON..... City Passenger Agent
W. H. BEST..... Traveling Freight and Passenger Agent	G. B. CRIPPEN..... Depot Passenger Agent
BREMERTON, WASH.—Consolidated Ticket Office, 228 First St.— <i>Phone 722</i> S. S. HARVEY..... Ticket Agent	C. E. PAXTON..... Passenger Representative
BUTE, MONT.—609 Metals Bank Bldg., 8 West Park Street— <i>Phone 23329</i> J. D. FORD..... General Agent	E. SMITH..... Traveling Passenger Agent
W. H. WATSON..... City Freight and Passenger Agent	W. G. SMITH..... Traveling Passenger Agent
J. D. HAGUE..... Traveling Freight and Passenger Agent	LAS VEGAS, NEV.—Union Pacific Station— <i>Phone 1180</i> W. R. NEURSTROM..... Ticket Agent
Consolidated Ticket Office—2 North Main Street— <i>Phone 3876</i> D. E. WILDER..... Ticket Agent	LEWISTON, IDAHO—Room 7, Union Depot— <i>Phone 3-4121</i> H. J. BERGER..... General Agent
CEDAR CITY, UTAH—Union Pacific Station..... <i>Phone 95</i> F. R. GALES..... Agent	LINCOLN 8, NEBR.—City Ticket Office, 234 So. 13th St.— <i>Phone 8-6517</i> J. F. TURRENTINE..... General Agent
CINCINNATI 2, OHIO—City Ticket Office, 120 W. 16th St.— <i>Phone 438</i> C. E. ASTLER..... Special Representative	LONG BEACH 2, CALIF.—City Ticket Office, 144 Pine Avenue— <i>Phone 7-2931</i> H. J. DELACY..... General Agent
W. W. JOHNS..... General Agent	S. P. CAMPOLITO..... City Ticket Agent
C. E. STONE..... Traveling Passenger Agent	R. W. CARTER..... City Passenger Agent
W. A. BROWN..... City Passenger and Ticket Agent	R. W. CONNELL..... City Freight and Passenger Agent
CHICAGO 3, ILL.—11 South LaSalle Street at Madison— <i>Phone</i> H. C. YERGER..... Traffic Manager	LONGVIEW, WASH.—Freight Station, 7th and Hudson Sts.— <i>Phone 818</i> C. F. HEATH, Ticket Office, 1453 Broadway, <i>Phone 815</i> ..... Ticket Agent
M. R. BRYAN ( <i>Randolph 6-0141</i> )..... General Freight Agent	LOS ANGELES 14, CALIF.—Union Pacific Bldg., 422 W. 6th Street— J. W. PADDEN ( <i>Phone Trinity 9211</i> )..... Traffic Manager
C. E. SHANAHAN..... General Agent, Freight Department	W. F. NASH..... Assistant Traffic Manager
T. L. VOGEL..... Foreign Freight Traffic Manager	E. C. RASMUSSEN..... General Freight Agent
CHICAGO 3, ILL.—City Ticket Office, One So. LaSalle Street— <i>Phone</i> J. C. POLLOCK ( <i>Randolph 6-0141</i> )..... General Passenger Agent	C. H. SWALTMARSH..... General Passenger Agent
ALFRED J. WHITE..... District Passenger Agent	E. E. SWANSON..... Assistant General Passenger Agent
P. B. KELCH..... City Ticket Agent	G. M. ROLAND..... District Baggage Agent
ELMER YOUNG..... City Passenger Agent	City Ticket Office—Union Pacific Bldg., 434 W. 6th Street— <i>Phone Trinity 9211</i> E. H. ECKHOFF..... City Ticket Agent
W. J. FORAL..... City Passenger Agent	Union Pacific Building—608 So. Olive Street— <i>Phone Trinity 9211</i> C. F. HALLSMAN..... General Agent, Passenger Department
T. R. WING..... Passenger Agent	C. S. RHODS..... City Passenger Agent
H. G. WELLS..... Passenger Representative	W. R. VOLLERS..... City Passenger Agent
G. W. BORRISON..... Passenger Representative	G. B. MOORE..... City Passenger Agent
T. E. TANN..... Traveling Passenger Agent	A. J. ECKERLE..... City Passenger Agent
J. F. CUMMINS..... Traveling Passenger Agent	E. D. CHAMBERLAIN..... City Passenger Agent
MARION A. MCKINNEY..... Women's Travel Department	R. W. BLAND..... Traveling Passenger Agent
CINCINNATI 2, OHIO—303 Dixie Term. Bldg., 4th & Walnut Sts.— <i>Phone Main 0144</i> F. B. SWOPE..... General Agent	W. F. BROWN..... Traveling Passenger Agent
J. J. MCCARTHY..... District Passenger Agent	615 So. Olive Street— <i>Phone Trinity 9211</i> F. L. MORGAN..... General Agent, Freight Department
J. M. WIEDEMER..... City Passenger Agent	Union Passenger Station— <i>Phone Trinity 9211</i> M. F. BILLINGS..... Depot Passenger Agent
W. T. NIELSEN..... Traveling Passenger Agent	JACK A. RAMSEY..... Depot Passenger Agent
M. T. KATMAN..... Traveling Passenger Agent	JAY D. GODDARD..... Depot Ticket Agent
CLEVELAND 13, OHIO—1407 Terminal Tower, 50 Public Square— <i>Phone</i> G. A. BROWN ( <i>Main 1-3070</i> )..... General Agent	MEMPHIS 3, TENN.—1137 Sterick Bldg.—8 North Third St.— <i>Phone 5-3419</i> G. E. ROTHROCK..... General Agent
R. J. GOURLAY..... City Passenger Agent	C. F. SCHOENING..... Traveling Freight and Passenger Agent
F. L. FRIDMAN..... Traveling Passenger Agent	D. J. NELSON (No. Little Rock, Ark.)..... Trav. Fht. & Pgr. Agent
EDWIN H. ALLEN (Buffalo)..... Traveling Freight and Passenger Agent	MILWAUKEE 3, WIS.—814 Warner Bldg., 212 W. Wisconsin Ave.— K. T. MINDEMANN ( <i>Phone Marquette 8-7835</i> )..... General Agent
D. P. DRISCOLL..... Traveling Freight and Passenger Agent	C. E. PAXTON..... City Passenger Agent
COUNCIL BLUFFS, IA.—Union Pacific Transfer Depot— <i>Phone 6134</i> W. M. CALBORN..... Freight and Passenger Agent	G. E. MCGUIRE..... Traveling Passenger Agent
DALLAS 1, TEXAS—2108 Mercantile Bank Bldg.— <i>Phone Rierside 1778</i> C. M. BROWN..... General Agent	MINNEAPOLIS 2, MINN.—890 Northwestern Bank Bldg., 620 Marquette Ave.— E. W. MAU ( <i>Phone Main 2451</i> )..... General Agent
M. A. ARNOLD..... Traveling Freight and Passenger Agent	A. J. WINTERBURN..... City Passenger Agent
L. L. CRAWFORD..... Traveling Freight and Passenger Agent	W. H. BRENNAN..... Traveling Freight and Passenger Agent
DENVER 2, COLO.—City Ticket Office, 535 17th Street— <i>Phone Keystone 4141</i> P. F. ECHELE..... Traffic Manager	M. G. CARROLL..... Traveling Freight and Passenger Agent
A. B. TAYLOR..... General Freight Agent	NEW ORLEANS 12, LA.—504 National Bank of Comm. Bldg., 210 Baronne St.— D. V. RICKSON ( <i>Phone Canal 2274</i> )..... General Agent
K. N. MIDDLEKAUFF..... General Agent, Passenger Department	P. E. HAGAN..... Traffic Agent
J. L. BOSTICK..... City Ticket Agent	NEW YORK 20, N. Y.—626 Fifth Ave., Suite 350, Rockefeller Center— H. L. LAUBY ( <i>Phone Circle 6-4900</i> )..... General Agent, Passenger Department
E. R. A. SIEMERS..... City Passenger Agent	C. J. SMITH..... District Passenger Agent
ALVA L. SMITH..... City Passenger Agent	J. M. QUADE..... City Passenger Agent
H. A. ENGLESON..... City Passenger Agent	E. H. JOHNSON..... City Passenger Agent
O. B. STAPLETON..... Traveling Passenger Agent	D. J. GALL..... City Passenger Agent
A. M. MCHASSON..... Depot Passenger Agent	JOHN F. SCHWARTZ..... Passenger and Ticket Agent
MRS. LU GRAY BROWN..... Women's Travel Department	C. A. CHARMOLLE..... Traveling Passenger Agent
DES MOINES 9, IOWA—407 Equitable Bldg., 6th & Locust St.— <i>Phone 5-0583</i> EUGENE R. FIELD..... General Agent	E. R. VAN DOREN..... Traveling Passenger Agent
W. W. MCKEE..... Traveling Freight and Passenger Agent	L. G. STAHL ( <i>Phone Circle 6-4908</i> )..... General Agent, Freight Department
C. W. JACKSON..... Traveling Passenger Agent	OAKLAND 12, CALIF.—215 Central Bank Bldg., 436 14th St.— J. A. GOLOBICK ( <i>Phone Glencourt 1-3576</i> )..... General Agent
DETROIT 26, MICH.—612 Book Bldg., 1249 Washington Blvd.— <i>Phone</i> C. J. STEGEMAN ( <i>Woodward 1-7794</i> )..... District Passenger Agent	W. R. SCHMIDT..... City Passenger Agent
E. E. SWANSON..... District Passenger Agent	OGDEN, UTAH—City Ticket Office, Ben Lomond Hotel Bldg.— <i>Phone 5535</i> J. F. BAUER..... General Agent
W. J. WRIGHT..... City Passenger Agent	H. O. MCINTYRE..... Traveling Freight and Passenger Agent
W. A. JACOB, JR. (Grand Rapids)..... Traveling Freight and Passenger Agent	G. A. NEBEKER..... Depot Passenger Agent
F. J. BEGGS (Grand Rapids)..... Traveling Freight and Passenger Agent	A. J. HILL..... Passenger Representative
F. O. KANSORKA (Toledo)..... Traveling Freight and Passenger Agent	
A. J. BRAMAN..... Traveling Passenger Agent	
EAST LOS ANGELES, CALIF.—5454 Ferguson Drive— <i>Phone Anapetus 6509</i> J. J. WALKER..... Ticket Agent	

OMAHA 2, NEBR.—Union Pacific Building, 1416 Dodge St.—Phone J Ackson 6822  
**A. G. HILKER**..... Passenger Traffic Manager  
**L. G. MEYER**..... Assistant Passenger Traffic Manager  
**I. D. KESSLER**..... Assistant Passenger Traffic Manager  
**R. B. JOHNSON**..... General Passenger Agent  
**G. I. GILES**..... Assistant General Passenger Agent  
**F. W. HICKSON**..... Manager Mail, Baggage and Express Traffic  
**J. C. BEAUMONT**..... General Freight Agent  
**J. A. WARVIS**..... Supervisor Agricultural Development

City Ticket Office—Corner 15th & Dodge Streets— Phone J Ackson 6822  
**WALTER CONREY**..... General Agent, Passenger Department  
**M. W. BREWER**..... City Ticket Agent  
**R. S. FARLEY**..... City Passenger Agent  
**L. S. NORGARD**..... Traveling Passenger Agent  
**J. D. MARTIN**..... Depot Passenger Agent  
**G. I. MITCHELL**..... Passenger Representative  
**D. E. ANDERSEN**..... Women's Travel Department  
**MRS. MYRTLE MASON**..... General Agent, Freight Department  
**R. A. FORAL**.....

City Ticket Office—1614 Farnam Street— Phone J Ackson 6822  
**W. W. NEILL**..... Ticket Agent

PASADENA 1, CALIF.—Un. Pac. Station, 205 W. Colorado St.—Ph. Sycamore 2-4107  
**L. A. WIRGLER**..... General Agent  
**E. C. CHILDS**..... City Passenger Agent  
**W. H. LINDSEY**..... Passenger and Freight Traffic Agent  
**R. J. BASS**..... City Ticket Agent

PHILADELPHIA 2, PA.—904 Girard Trust Bldg., Broad St. & So. Penn Sq.— Phone  
**M. A. LIGHT**..... General Agent  
**L. J. MCKERNAN**..... { Rittenhouse 6-2170 } City Passenger Agent  
**T. M. J. FRITZ**..... Traveling Passenger Agent  
**R. H. GATES**..... (Richmond, Va.) Traveling Freight and Passenger Agent

PITTSBURGH 22, PA.—1419 Oliver Bldg., Smithfield Street and Sixth Avenue— Phone  
**J. M. ADAMS**..... General Agent  
**GREGG W. COOK**..... { Atlantic 1-0260 } District Passenger Agent  
**E. W. HARRIS**..... City Passenger Agent  
**J. S. GUNNER**..... Traveling Freight and Passenger Agent  
**WM. JAMES**..... Traveling Freight and Passenger Agent

POCATELLO, IDAHO—Union Pacific Passenger Station— Phone 268  
**R. A. ANDERSON**..... General Agent  
**L. G. MALZAN**..... (Idaho Falls) Traveling Freight and Passenger Agent  
**R. B. WRIGHT**..... (Twin Falls) Traveling Freight and Passenger Agent

POMONA, CALIF.—Union Pacific Passenger Station— Phone Lycoming 2-3501  
**E. C. MALLON**..... Passenger and Freight Traffic Agent

PORTLAND 5, ORE.—751 Pittock Block— Phone Broadway 7771  
**C. W. EVERS**..... Traffic Manager  
**J. C. CUMMING**..... General Passenger Agent  
**FRED LINGENFELDER**..... Assistant General Passenger Agent  
**T. J. DOWD**..... General Freight Agent  
**DON SUTHERLAND**..... General Agent, Freight Department  
**J. E. SOUTHWORTH**..... Traveling Passenger Agent  
**L. A. NEASE**..... District Baggage Agent

City Ticket Office—701 S. W. Washington Street— Phone Broadway 7771  
**N. B. FALLAS**..... General Agent, Passenger Department  
**C. P. WHEELER**..... City Ticket Agent  
**WM. S. RUSH**..... City Passenger Agent  
**T. W. HOLMAN**..... City Passenger Agent  
**D. E. LEFEBVRE**..... City Passenger Agent  
**AARON J. BROWN**..... City Passenger Agent  
**O. M. HANSEN**..... Depot Passenger Agent

RENO, NEV.—209 American Bldg., 131 West 2nd St. Phone 3-4881  
**J. D. MALEYTT**..... General Agent

RIVERSIDE, CALIF.—Union Pacific Pass. Station, 7th & Vine Sts.— Phone 626  
**J. L. BRECHIN**..... General Agent  
**RALPH E. TUTTLE**..... City Freight and Passenger Agent  
**NORMAN N. GREDSTED**..... City Freight and Passenger Agent  
**B. A. STEWART**..... Traveling Freight and Passenger Agent  
**L. M. LAYNE**..... (Las Vegas) Traveling Freight and Passenger Agent

ST. JOSEPH 2, MO.—City Ticket Office, 516 Francis Street— Phone 2-5485  
**F. F. ROBINSON**..... General Freight and Passenger Agent  
**W. R. TAYLOR**..... Passenger and Ticket Agent  
**J. W. MARTIN**..... (Hastings, Nebr.) Traveling Freight and Passenger Agent

ST. LOUIS 1, MO.—1223 Ambassador Bldg., 411 North 7th st.— Phone Chestnut 7750  
**T. W. GURSKY**..... General Agent  
**A. F. WALTERMATH**..... City Passenger Agent  
**J. M. REPMANN**..... Traveling Passenger Agent

SACRAMENTO 14, CALIF.—217 Forum Bldg., 1107 Ninth St.— Phone Gilbert 2-1025  
**F. A. FOX**..... General Agent  
**J. G. JOHNSON**..... (Klamath Falls) District Freight and Passenger Agent  
**J. C. LINDSLEY**..... Traveling Freight and Passenger Agent

SALINA, KANS.—Third and Ash Streets— Phone 297  
**J. M. BROWN**..... General Agent

SALT LAKE CITY 1, UTAH—Union Pacific Bldg., 10 South Main St.—Phone 5-1544  
**SAM REINHARDT**..... Traffic Manager  
**A. G. BLOOM**..... General Passenger Agent  
City Ticket Office—Hotel Utah, Main & S. Temple Streets— Phone 3-1544  
**W. J. THOMAS**..... General Agent, Passenger Department  
**F. L. MCKEAN**..... District Passenger Agent  
**A. E. OLSON**..... City Ticket Agent  
**R. T. GRIFFIN**..... City Passenger Agent  
**E. H. LYMAN**..... City Passenger Agent  
**E. F. BROWN**..... Traveling Passenger Agent  
**H. H. HOLMES**..... Depot Passenger Agent  
**R. F. PETTIGREW**..... General Agent, Freight Department

SAN DIEGO 1, CALIF.—City Ticket Office, 320 Broadway— Phone Franklin 7241  
**H. G. LARIMER**..... General Agent  
**H. L. LINSTRUM**..... Ticket Agent  
**C. M. ALLEN**..... Passenger and Freight Traffic Agent

SAN FRANCISCO 2, CALIF.—291 Geary Street— Phone Garfield 1-6030  
**M. H. FOWLER**..... General Agent  
**B. P. COSTELLO**..... General Agent, Freight Department  
**W. E. KENNEDY**..... (Santa Rosa) Traveling Freight and Passenger Agent  
City Ticket Office—Geary at Powell Street— Phone Garfield 1-6030  
**H. W. HICKS**..... General Passenger Agent  
**J. T. FITZGERALD**..... City Ticket Agent  
**C. C. CROFT**..... City Passenger Agent  
**P. B. JACKSON**..... City Passenger Agent

SAN JOSE 13, CALIF.—206 1st Nat. Bk. Bldg., Santa Clara & 1st Sts.— Phone  
**H. C. DANNER**..... (Phone Cypress 2-3878) General Agent  
**OTTO NILSSON**..... (Salinas) District Freight and Passenger Agent  
**W. E. MCTIGHE**..... Traveling Freight and Passenger Agent

SAN PEDRO, CALIF.—City Ticket Office, 805 So. Pacific Ave.— Phone Terminal 2-7531  
**J. V. CONNETT**..... General Agent  
**R. P. COYLE**..... City Freight and Passenger Agent  
**R. N. ASHBY**..... City Ticket Agent

SANTA ANA, CALIF.—City Ticket Office, 305 North Main Street— Phone Kimberly 23979  
**WALTER DITTMER**..... General Agent  
**B. C. STREET**..... City Freight and Passenger Agent

SANTA MONICA, CALIF.—City Ticket Office, 307 Santa Monica Bldg.— Phone Ex Brook 5-1213  
**W. A. CHENEY**..... General Agent  
**ELMER RALL**..... City Ticket Agent  
**P. J. PAYNE**..... City Freight and Passenger Agent

SEATTLE 4, WASH.—204 Union Station, 4th Ave. & Jackson St. Phone Elliott 6933  
**H. M. WEST**..... Assistant Traffic Manager  
**F. A. AULENBACHER**..... General Agent, Freight Department  
Traveling Freight and Passenger Agent

SEATTLE 1, WASH.—City Ticket Office—1300 Fourth Avenue at University— Phone  
**L. L. IVES**..... General Agent, Passenger Department  
**C. L. SPEAR**..... (Elliott 6933) City Passenger Agent  
**F. R. STERN**..... City Passenger Agent  
**C. G. ROBERTS**..... Passenger Agent

SIoux CITY 1, IOWA—405 Commerce Bldg., 520 Neb. St.— Phone 5-8388  
**L. J. ROACH**..... General Agent, Freight Department

SPOKANE 4, WASH.—City Ticket Office—727 Sprague Ave. Corner Post St.— Phone  
**J. R. LIVSEY**..... General Agent  
**W. H. AHLGREN, JR.**..... (Main 4121) City Passenger Agent  
**W. O. BALDWIN**..... Traveling Passenger Agent  
**WILLIAM BELL**..... 818-16th Ave. West, Calgary, Canada. Trav. Fht. & Pasgr. Agt. Phone R-1170

STOCKTON 6, CALIF.—207 California Bldg., 11 So. San Joaquin St.— Phone 2-3981  
**V. J. CHRISTENSEN**..... District Freight and Passenger Agent  
**F. C. BELL**..... Traveling Freight and Passenger Agent

SUN VALLEY, IDAHO— Phone Sun Valley 3311  
**R. E. BERNER**..... Transportation Agent

TACOMA 2, WASH.—City Ticket Office, 114 South Ninth St.—Phone Broadway 2275  
**F. G. ROTHWELL**..... General Agent  
**R. C. CANADAY**..... City Passenger Agent  
**H. A. JOHNSON**..... Traveling Passenger Agent  
**L. E. TOMPKINS**..... (Longview) Traveling Freight and Passenger Agent

TORONTO 1, ONT.—201-2 Canadian Pacific Bldg., 69 Yonge St. Phone Empire 1-7239  
**W. W. CREIGHTON**..... General Agent

TULSA 3, OKLA.—823 Kennedy Bldg., 321 South Boston St.— Phone 2-6859  
**L. B. BRADLEY**..... General Agent  
**M. B. HARDIN**..... Traveling Freight and Passenger Agent

VICTOR, IDAHO—Union Pacific Station..... Phone 521  
**R. O. RYTTING**..... Agent

WALLA WALLA, WASH.—1st. Nat'l Bank Bldg., 2nd & Alder Sts.— Phone 30  
**J. H. CUNNINGHAM**..... General Agent  
**L. E. MCHARGUE**..... City Freight and Passenger Agent  
**J. I. PURDY**..... (Pendleton) Traveling Freight and Passenger Agent

WASHINGTON 5, D.C.—600 Shoreham Bldg., 15th and H Sts., N. W.— Phone  
**J. R. HENDERSON**..... General Agent  
**RAY C. HARTEL**..... { Republic 0600 } District Passenger Agent

WEST YELLOWSTONE, MONT.—Union Pacific Station..... Phone 2291  
**G. R. WAID**..... Agent

WINSTON-SALEM 3, N. C.—632 Reynolds Bldg., 4th and Main Sts.—Phone 2-4581  
**D. R. WALKER**..... Traveling Freight and Passenger Agent

YAKIMA, WASH.—Union Pacific Building, 104 W. Yakima Ave.— Phone 4181  
**V. E. BUCHANAN**..... General Agent  
**A. C. TAYLOR**..... (Kennewick, Wash.) Traveling Freight and Passenger Agent  
**J. B. DELAPOER**..... Traveling Freight and Passenger Agent

**E. A. KLIPPEL**  
 General Passenger Traffic Manager  
 OMAHA 2, NEBR.

**W. T. BURNS**  
 Vice-President, Traffic  
 OMAHA 2, NEBR.

**J. R. MacANALLY**  
 General Freight Traffic Manager  
 OMAHA 2, NEBR.


From Office . . . or Home

# TELEPHONE YOUR TRANSPORTATION REQUIREMENTS

Passenger or Freight representatives in your nearest Union Pacific office are eager to help you.

# FIRST!

and still the **FINEST!**



**UNION PACIFIC**

*Streamliner*

## "CITY OF PORTLAND"

between **CHICAGO** and **PACIFIC NORTHWEST**

NO EXTRA FARE

EASTBOUND

Lv. PORTLAND 5:30 P.M.  
Ar. CHICAGO 11:20 A.M.  
(Second Morning)

WESTBOUND

Lv. CHICAGO 5:30 P.M.  
Ar. PORTLAND 7:30 A.M.  
(Second Morning)

- Coach Seats with Leg Rests.
- Delightful Dining Car . . . and Cafe Lounge for Coach Passengers.
- Finest of Fresh Foods.
- Luxurious Club Lounge Car.
- Allows Easterners Full Working Day in Chicago.
- Fastest Time to Portland, Tacoma, Seattle.
- Pullman Rooms, Roomettes and Berths.
- Convenient Morning Arrival in Portland

## UNION PACIFIC RAILROAD