

Well Tanks

When the pressure is on, our tanks deliver



5 YEAR
GUARANTEE
ON ALL TANKS

 **Canature**TM
WaterGroup

*A tank for every need...
and a pump to match.*

Flexcon ProLite SS Tank



Flexcon's standard composite well tanks are already top of the line. **ProLite SS** takes them one step further by increasing their maximum working pressure to 150 psi and adding a stainless steel elbow. Tanks are diaphragm type pre-charged hydro-pneumatic tanks designed for residential and commercial water wells, pressure booster, and irrigation systems.

Combined with Flexcon's patented, silver-ion-infused, anti-microbial CAD-2 diaphragm design inside, they're better than ever! If your customers demand the ultimate well tank, go with proven Flexcon performance. ProLite SS, it just doesn't get any better than this!

FEATURES

- **150 PSI**, fiber wound composite shell sealed from the environment with weather resistant epoxy resin. Suitable for underground installation.
- **CAD-2 diaphragm technology**: strong, 100% butyl diaphragm and copolymer polypropylene lower water chamber for maximum water and air separation.
- **Every Flexcon CAD-2** has a silver-ion-infused anti-microbial liner to help eliminate possible water born health hazards.

- **Top and bottom domes**: Injection molded copolymer polypropylene
- **Shell**: Extruded copolymer polypropylene
- **Outer shell**: Fiberglass-wound, coated with epoxy resin
- **Water chambers**: Top diaphragm is 100% butyl rubber, lower water chamber is anti-microbial, copolymer polypropylene
- **Base**: Copolymer polypropylene
- **Connection**: Stainless steel
- **Air valve**: Easy to access brass valve with o-ring seal
- **Testing**: High pressure, seam weld, helium, final precharge check
- **Warranty**: 5 year limited

ProLiteSS Composite			Total Drawdown			Dimensions (inches)		System Connection Union	PSI Precharge	Shipping Weight (lbs)
Item No.	Model No.	Total Tank Vol. (Gal/Liters)	@ 20/40 PSI (Gal/Liters)	@ 30/50 PSI (Gal/Liters)	@ 40/60 PSI (Gal/Liters)	Diameter	Height			
FLEX 2 PRO STAINLESS STEEL (BF2P) SERIES										
33410	TANK,PRESSURE,CSS15	15 (56.8)	6.0 (24.1)	5.1 (20.4)	4.4 (17.7)	16.5	25.6	1" NPT	38	19
33411	TANK,PRESSURE,CSS22	22 (83.3)	8.8 (32.2)	7.5 (27.2)	6.5 (23.6)	16.5	34.1	1" NPT		24
33412	TANK,PRESSURE,CSS35	35 (132.5)	14.1 (52.3)	11.9 (44.2)	10.3 (38.3)	16.5	48.9	1" NPT		33.5
33413	TANK,PRESSURE,CSS50	50 (189.3)	20.1 (76.4)	17.0 (64.6)	14.7 (56.0)	21.4	43.3	1 1/4" NPT		47
33414	TANK,PRESSURE,CSS65	65 (246.0)	26.1 (100.5)	22.1 (85.0)	19.1 (73.6)	21.4	51.3	1 1/4" NPT		58
33415	TANK,PRESSURE,CSS82	82 (310.4)	33.0 (120.7)	27.9 (102.0)	24.1 (88.4)	21.4	64.7	1 1/4" NPT		69.5
33416	TANK,PRESSURE,CSS90	90 (340.7)	36.2 (136.7)	30.6 (115.6)	26.5 (100.1)	24.2	57.0	1 1/4" NPT		77
33417	TANK,PRESSURE,CS120	119 (450.4)	47.9 (181.0)	40.5 (153.0)	35.0 (132.5)	24.2	72.1	1 1/4" NPT		99.5

Flex 2 Pro Stainless Steel & Flexconnect



Flex 2 Pro Stainless Steel (BF2P) This rugged steel tank is loaded with features that distinguish it from the competition. Solidly constructed with a welded, stainless steel connection BF2P tanks are distinctly designed with a patented and innovative controlled action diaphragm, which eliminates coatings, liners and plastic bladders.

FEATURES

- **150 PSI**, fiber wound composite shell sealed from the environment with weather resistant epoxy resin. Suitable for underground installation.
- **CAD-2 diaphragm technology:** strong, 100% butyl diaphragm and copolymer polypropylene lower water chamber for maximum water and air separation.
- **Every Flexcon CAD-2** has a silver-ion-infused anti-microbial liner to help eliminate possible water born health hazards.

- ANSI/NSF Standard 61 Approved
- Welded, Stainless Steel Water Connection
- Stainless Steel Elbow
- High Quality Urethane Finish
- Condensation Reducing Design
- Stainless Steel Port Diffuser
- High Quality Brass Air Stem
- Comprehensive Testing
- CAD 2 Diaphragm Technology maximizes drawdown & eliminates chafing
- Antimicrobial liner



Condensation reducing design virtually eliminates external corrosion.

Patented, welded, all stainless steel water connection has separate air and water seals.



Flex 2 Pro			Total Drawdown			Dimensions (inches)		System Connection Union	PSI Precharge	Shipping Weight (lbs)
Item No.	Model No.	Total Tank Vol. (Gal/Liters)	@ 20/40 PSI (Gal/Liters)	@ 30/50 PSI (Gal/Liters)	@ 40/60 PSI (Gal/Liters)	Diameter	Height			
FLEX 2 PRO STAINLESS STEEL (BF2P) SERIES										
33359	TANK,PRESSURE, BF2P20	20 (80)	8.1 (30.5)	6.8 (25.8)	5.9 (22.3)	16	29.42	1" NPT	38	36
33360	TANK,PRESSURE, BF2P26	26 (100)	10.5 (39.7)	8.9 (33.6)	7.7 (29.0)	16	34.50	1" NPT		41
33361	TANK,PRESSURE, BF2P32	33 (130)	13.3 (50.3)	11.3 (42.6)	9.7 (36.8)	16	43.00	1" NPT		49.5
33362	TANK,PRESSURE, BF2P44	44 (170)	17.7 (67.1)	15.0 (56.8)	13.0 (49.1)	21	37.39	1 1/4" NPT		67
33363	TANK,PRESSURE, BF2P65	62 (240)	25.0 (94.6)	21.1 (80.0)	18.3 (69.2)	21	48.00	1 1/4" NPT		82
33364	TANK,PRESSURE, BF2P81	81 (310)	32.6 (123.6)	27.6 (104.5)	23.9 (90.4)	21	59.40	1 1/4" NPT		99
33365	TANK,PRESSURE, BF2P85	85 (325)	34.3 (129.7)	29.0 (109.7)	25.1 (94.9)	26	44.45	1 1/4" NPT		121
33367	TANK,PRESSURE, BF2P119	119 (450)	48.0 (181.5)	40.6 (153.6)	35.1 (132.9)	26	60.52	1 1/4" NPT		153

Maximum working pressure: 125 PSI
Maximum working temperature: 140°F (60°C).



Jet-Rite 2 Steel Tanks

Jet-Rite 2 steel tanks are ideally suited for irrigation applications, booster systems, shallow well jet pumps and centrifugal pump configurations. The Jet-Rite 2 series can be constructed with either a single or double butyl diaphragm and polypropylene liner assembly that completely contains drawdown water. The diaphragm is constructed with an FDA approved, high-grade butyl rubber compound. Jet-Rite 2 tanks are made with a stainless steel system connection, are available in vertical and horizontal models and are finished with an appliance quality paint that endure outdoor applications.



- Stainless Steel Water Connection
- Virgin Polypropylene Liner
- 100% Butyl Diaphragm
- Accepts Reverse Osmosis Water
- Appliance Quality Paint Finish
- Brass Air Stem
- Comprehensive Testing

Item No.	Model No.	Total Tank Vol. (Gal/Liters)	@ 20/40 PSI (Gal/Liters)	@ 30/50 PSI (Gal/Liters)	@ 40/60 PSI (Gal/Liters)	Dimensions (Inches)		System Connection	PSI Precharge	Shipping Weight (lbs)
						Diameter	Height			
PJR IN-LINE TANKS										
33285	PJR-6	2.1/8	0.8/2.9	0.7/2.5	0.6/2.1	8	12	3/4"	38	5
33286	PJR-15	4.8/18	1.7/6.6	1.5/5.6	1.3/4.8	11	14.5	3/4"		10
33287	PJR-25	8.5/32	3.1/11.7	2.6/9.8	2.3/8.7	12.5	20	3/4"		13
33281	PJR-44 IL	14/53	5.1/19.3	4.3/16.4	3.8/14.2	16	20	3/4"		28
PJR HORIZONTAL TANKS with stand (S)										
33283	PJR-20 (S)	5.3/20	1.9/7.3	1.6/6.2	1.4/5.4	11.4	17.5	3/4"	38	13.3
33288	PJR-25 (S)	8.5/32	3.1/11.7	2.6/9.8	2.3/8.7	12.5	20.0	3/4"		15
33289	PJR-44 (S)	14/53	5.1/19.3	4.3/16.4	3.8/14.2	16.3	20.8	3/4"		28.3
33305	PJR-66 (S)	20/80	7.6/28.8	6.5/24.8	5.5/20.8	16.3	28.5	1"		38.0

Maximum working pressure: 125 PSI
 Maximum working temperature: 140°F (60°C).



Flex-Lite (FL) Composite Tanks



Flex-Lite (FL) composite tanks are constructed utilizing the latest, revolutionary composite tank technology. The three piece inner tank includes copolymer polypropylene, injection molded top and bottom domes that are permanently fused to an extruded cylinder via a high tech spin welding process. The tank is then wrapped with continuous strand fiberglass and coated with epoxy resin for the ultimate in strength and durability. The rugged ribbed base design provides for maximum loads and extreme environmental conditions. A PVC Schedule 80 water connection extends out from the bottom of the base for ease of installation.

The FL series is available in 8 enhanced drawdown sizes that feature the best water chamber in the industry. They provide the proven performance of a steel tank with the lightweight, non corrosive features of a composite tank.

FL Tanks - Quick Sizing

Item No.	Model No.	Total Tank Vol. (Gal/Liters)	@ 20/40 PSI (Gal/Liters)	@ 30/50 PSI (Gal/Liters)	@ 40/60 PSI (Gal/Liters)	Dimensions (inches)		System Connection	PSI Precharge	Shipping Weight (lbs)
						Diameter	Height			
33170	FL-5	15/60	6.0/24.1	5.1/20.4	4.4/17.7	16.5	25.2	1" NPT	38	15
33171	FL-7	22/80	8.8/32.2	7.5/27.2	6.5/23.6	16.5	33.1	1" NPT		18
33172	FL-12	35/130	14.1/52.3	11.9/44.2	10.3/38.3	16.5	47.9	1" NPT		26
33173	FL-17	50/190	20.1/76.4	17.0/64.6	14.7/56.0	21.4	42.9	1-1/4" NPT		41
33174	FL-22	65/250	26.1/100.5	22.1/85.0	19.1/73.6	21.4	50.9	1-1/4" NPT		51
33175	FL-28	82/300	33.0/120.7	27.9/102.0	24.1/88.4	21.4	64.3	1-1/4" NPT		62
33176	FL-30	90/340	36.2/136.7	30.6/115.6	26.5/100.1	24.2	56.6	1-1/4" NPT		72
33177	FL-40	119/450	47.9/181.0	40.5/153.0	35.0/132.5	24.2	71.7	1-1/4" NPT		91

Well Tank Accessories

No Lead Brass Female Tank Tees

#33544 TEE,TANK,1" FPT, UNION x 1" MPT x 3/4" FPT, FL5,7,12

#33545 TEE,TANK,1 1/4" FPT, UNION x 1 1/4" MPT x 3/4" FPT

#33546 TEE,TANK,1 1/4" FPT, UNION x 1" MPT x 3/4" FPT

- Available in solid or union styles
- 1" or 1-1/4" FPT brass union nut c/w American Standard Bruno-N ring for positive seal to any 1" or 1" or 1-1/4" MPT tank connection
- These tank tees can be used with any tank on the market with a 1" or 1-1/4" male side connection



Pump Stand

#33301

Model PS1621

Fits tank models with a diameter of 16"

#33300

Model PS2126

Fits tank models with a diameter of 21" and 26"



Base Extension

#33344

Model BE16

Fits tank models with a diameter of 16", available in steel or fiberglass, 14 gallon to 35 gallon tanks

Eliminates the need for bricks or blocks under your tank.



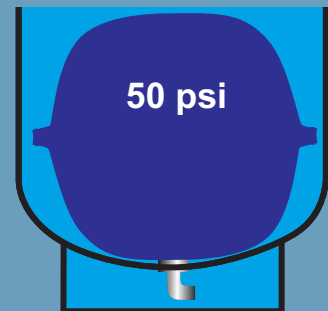
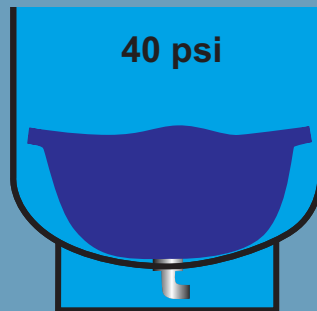
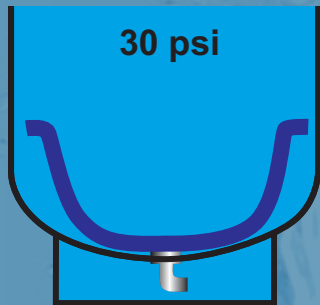
Double-Diaphragm Design



The double-diaphragm design used by the Flex 2 Pro®, Flex 2 Pro SS, Jet Rite (some models) and Flex-Lite composite tanks combine the best features of the competition and eliminates design flaws of single diaphragm and bag tanks.

- Stainless Steel Water Connection
- Virgin Polypropylene Liner
- 100% Butyl Diaphragm
- Accepts Reverse Osmosis Water
- Appliance Quality Paint Finish
- Brass Air Stem
- Comprehensive Testing
- 100% Butyl Water Chamber incorporates different size diaphragms on various tank sizes and will not deteriorate to chlorinated water.
- The water chamber is totally independent of the tank wall so that diaphragms are sized according to application.
- Steel clench ring regulates action and prevents diaphragm from rubbing against tank wall.
- The design provides a unique anti-condensation feature.
- High quality two part polyurethane finish. The best in the industry.
- Integral tank skirt will easily accommodate water systems industry standard tank tees.

How does it work – Controlled Action Diaphragm Operation 30/50 psi pressure range



Tank Replacement Guide

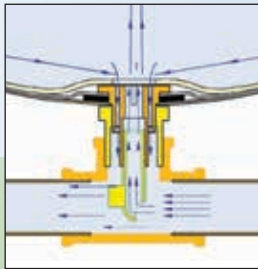
COMPOSITE				STEEL							
ProLite SS	Flex-Lite	WellMate 2000	Signature	Jet-Rite	Flex 2 Pro SS	WellXtrol	Champion	Goulds	Pentair Pro Source	State A.O. Smith	Standard Galvanized
N/A	N/A	N/A	N/A	PJR-6	N/A	WX-101	N/A	V6P	PSP6-S02	PM-2	5 gal.
N/A	N/A	N/A	N/A	PJR-15	N/A	WX-102	N/A	V15P	N/A	PM-5	12 gal.
N/A	N/A	N/A	N/A	PJR-20S*	N/A	WX-105	N/A	N/A	N/A	PM-7	18 gal.
N/A	N/A	N/A	N/A	PJR-25/PJR-25S*	N/A	WX-103	N/A	V25PN/A	N/A	N/A	21 gal.
CSS15	FL-5	WM4	N/A	PJR-44-IL/PJR-44S*	N/A	WX-201	N/A	V45	N/A	PM-14	30 gal.
CSS22	FL-7	WM6	SR20	PJR-66S*	BF2P20	WX-202	CH4202	V60	PSP42T	SSB-20/PM-20	42 gal.
CSS35	FL-12	WM9	N/A		BF2P26	WX-202XL	CH6000	V80	N/A	PM-26	82 gal.
CSS35	FL-12	WM12	SR35		BF2P32	WX-205	CH8205	V100S	PSP75T	SSB-36	82 gal.
CSS35	FL-12	WM12	SR40		BF2P32	WX-203	CH800	V100	PSP82T	SSB-32/PM-32	82 gal.
CSS50	FL-17	WM14	SR48		BF2P44	WX-250	CH10050	V140	PSP120-TSO	SSB-52/PM-45	120 gal.
CSS65	FL-22	WM20	SR60		BF2P65	WX-251	CH12051	V200	PSP200-TS1	PM-65	220 gal.
CSS82	FL-28	WM23	N/A		BF2P81	WX-255	CH17255	V250	N/A	PM-85	220 gal.
CSS90	FL-30	WM25	SR85		BF2P85	WX-302	CH17002	V260	PSP220-TS2	SSB-85/PM-86	220 gal.
CS120	FL-40	WM35	SR119		BF2P119	WX-350	CH22050	V350	PSP320-TR50	SSB-119/PM-119	315 gal.




Columns shaded in blue indicate Canature WaterGroup tanks. *PJR Series with 'S' denotes horizontal tanks.

Flow-Thru™ Tanks



The patented **Flow-Thru™** connection features an innovative windvane insert that diverts system water into and, more importantly, out of the tank while the pump is running. This flushing action assures that the water in the tank remains fresh and eliminates the possibility of stagnant water during normal system operation.



Item No.	Model No.	Total Tank Vol.		Dimensions		Height/Length		Connection	Total Weight		
		gal	liters	in	cm	in	cm		lbs.	kilos	
DIMENSIONS AND CAPACITIES, STEEL											
	33315	FT35	9	32	12.5	31.8	18.90	48.10	1" NPT	15.4	7.0
	33316	FT35S	9	32	12.5	31.8	18.90	18.10	1" NPT	15.4	7.0
	33311	FT 66	20	80	16	40.64	29.00	73.66	1 1/4" NPT	36	16.4
	33313	FT 144	44	170	21	53.34	36.25	92.07	1 1/4" NPT	68	30.9
	33314	FT 266	85	325	26	66.04	44.50	113.03	2" NPT	122	55.5
DIMENSIONS AND CAPACITIES, STAINLESS											
	33310	FT 8	2.1	8	8	20.00	12.0	30.00	1" NPT	5.0	2.3
	33306	FT 18	4.5	18	11	28.00	14.5	37.00	1" NPT	10.0	4.6
	33307	FT 18 S	4.5	18	11	28.00	14.5	37.00	1" NPT	12.0	6.9
DIMENSIONS AND CAPACITIES, COMPOSITE											
	33325	FTC15	15	56.8	16.5	41.9	25.60	64.0	1 1/4" sch 80	19.0	8.6
	33326	FTC22	22	83.0	16.5	41.9	33.10	84.1	1 1/4" sch 80	24.0	10.9
	33327	FTC 38SQ	38	143.8	24.2	61.5	29.75	74.7	1 1/4" sch 80	35.0	15.9
	33328	FTC 50	50	189.3	21.4	54.4	42.90	109.0	1 1/4" sch 80	41.0	18.6

Tank precharge: 38 PSI
 Maximum working pressure: 125 PSI
 Maximum working temperature: 140°F

Flexcon IN-Well Tanks

In-Well Installation Keeps your Yard and Basement Clutter Free

Flexcon's new IN-Well tanks are the perfect way to eliminate the presence of well tanks from both indoor and outdoor spaces.

Because this new type of tank is installed directly in the well pipe, space, noise, condensation and freezing issues associated with regular well tanks are a thing of the past.

Our In-Well tanks are designed to be used with a variable speed pump or regulating valve constant pressure system. Combined with Flexcon quality, reliability and expertise, they are guaranteed to provide your customers years of trouble free service.

Additionally, due to their simple design, installation is a piece of cake.

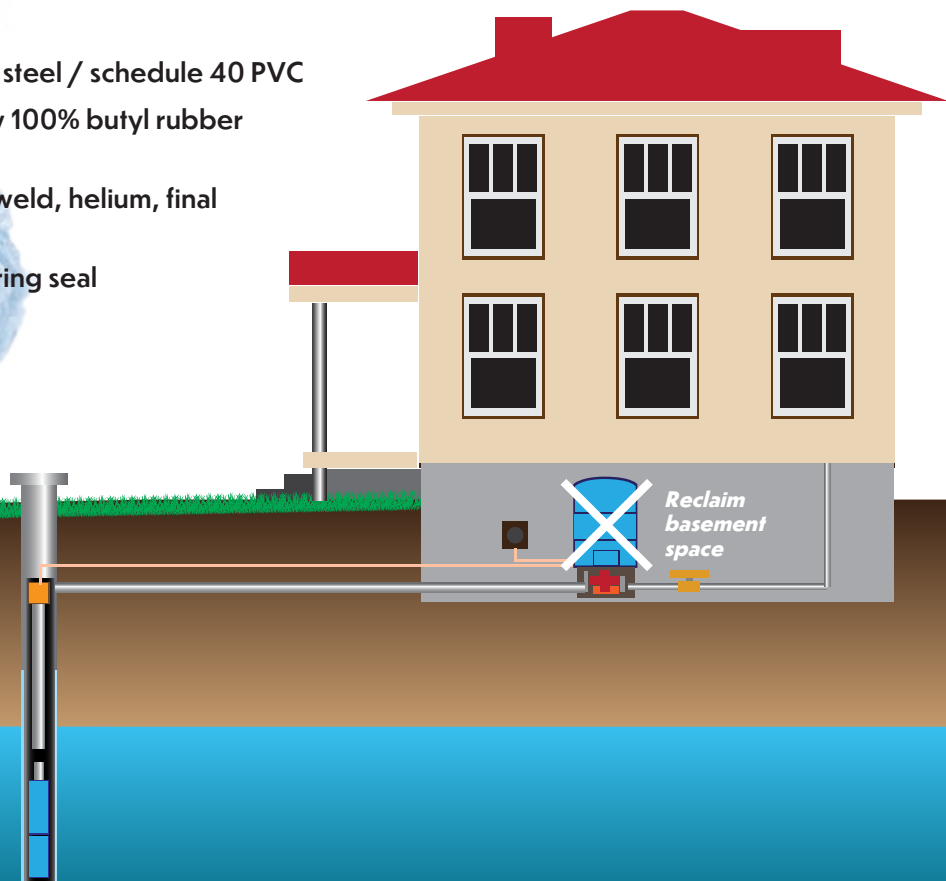
- In the well installation saves space and eliminates freezing problems associated with homes built on a slab.
- Corrosion proof Stainless Steel or PVC outer shell maximizes life span and minimizes maintainance.
- Designed to fit into 4", 5" or 6" wells.
- Can be used in residential, farm, light commercial and industrial applications.
- Threaded 11/4 FNPT system connectors make installation a piece of cake.



Item No.	Flexcon Model	Former IN-WELL Model	Outer Shell Material	Total Volume (Gallons)	Max. PSI	Max. Temperature	Dimensions		Shipping Weight	Load Capacity
							Dia	Length		
33329	IWSS 4	NT-30SS	SS	3.5 Gal	125	100° F	3 5/8"	102"	32 lbs.	7500 lbs.
33330	IWSS 5	NT-50SS	SS	4 Gal			4 1/2"	60"	34 lbs.	7500 lbs.
33332	IWPL 4	PL-35	PVC	3.5 Gal	100	74° F	3 1/2"	116"	26 lbs.	2000 lbs.
33333	IWPL 5	PL-45	PVC	4.25 Gal			4 1/2"	82"	26 lbs.	2000 lbs.

Materials of Construction

- **Outer Shell:** 5 gauge stainless steel / schedule 40 PVC
- **Water Chambers:** Heavy-Duty 100% butyl rubber bladder
- **Testing:** High pressure, seam weld, helium, final precharge check
- **Air Valve:** Brass valve with o-ring seal
- **Warranty:** Five year



Flexwave Tanks



Flexcon Industries, a leading manufacturer of pressure tanks for the water well industry is proud to introduce our newest line of tanks, Flexwave, designed for the water treatment professional to aid in their delivery of treated water for potable applications. Flexwave is a line of RO accumulators and storage tanks for the residential and light commercial applications.

FWRO - RO accumulators for reverse osmosis systems, starting with a 15 gallon up to an 80 gallon accumulator.

BAF - Mixing tank. An internal baffle and diffuser makes this tank perfect for chemical feed applications.

Flexwave tanks are made in the USA and are built to comply with NSF/ANSI Std 61. All Flexwave tanks have a 5 year warranty.

FWRO – Composite Reverse Osmosis Accumulators

Item No.	Model No.	Pallet Qty	Total Tank Volume (gal)	Dimensions		Connection	Shipping Weight	Drawdown 10 psi Precharge 50 psi	Drawdown 10 psi Precharge 50 psi
				Dia	Height				
33335	FWRO15	27	15	16.5"	25.6"	1" NPT	19 lbs.	9.3	10.0
33336	FWRO22	12	22	16.5"	34.1"	1" NPT	25 lbs.	13.6	14.7
33337	FWRO40	6	40	21.4"	36.9"	1 1/4" NPT	38 lbs.	24.7	26.8
33338	FWRO80	4	80	24.3"	64.1"	1 1/4" NPT	62 lbs.	49.5	53.6

Tank precharge: 20 PSI
 Maximum pressure: 125 PSI
 Maximum working temperature, internal & external: 120°F

Materials of Construction

- Tank top and bottom domes injection molded copolymer polypropylene. Shell extruded Polypropylene
- Outer shell composite construction with fiberglass coated with epoxy resin.
- Base is injection molded high-impact ABS.
- 100% butyl diaphragm connected to a copolymer polypropylene bottom water chamber which allows for complete evacuation of the water chamber.

Mixmaster Baffle Tank

MixmasterSM, the safe reliable way to disinfect potable water.

With Mixmaster great water is as easy as 1, 2, 3 . . .

- 1 Water enters the inner baffle chamber
- 2 Lower exit holes in the chamber allow partially mixed water into the outer chamber
- 3 Water exits the tank through the upper stainless steel reinforced connection

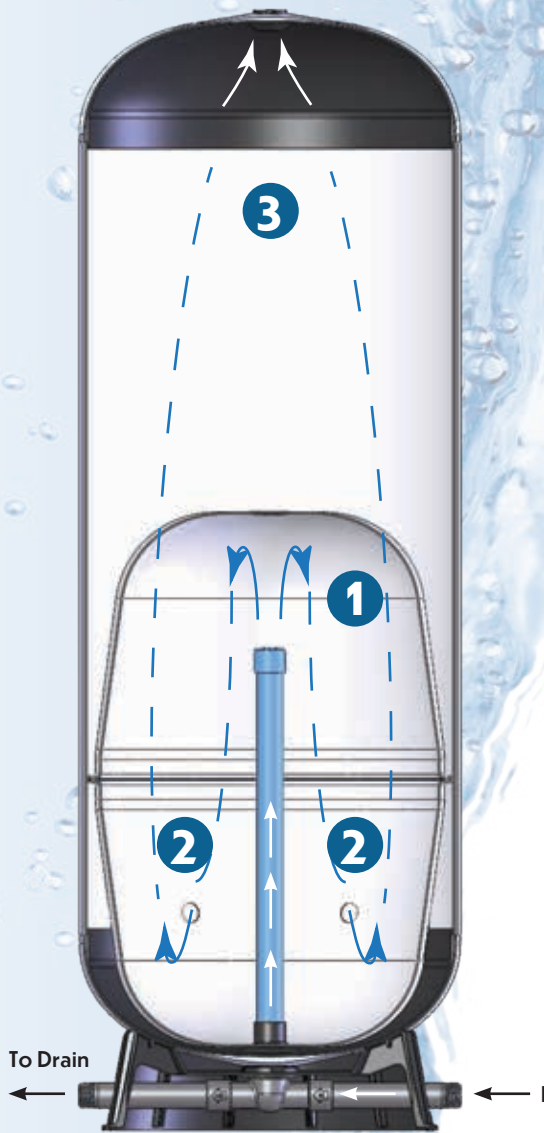
Flexcon's revolutionary Mixmaster baffle tank is one of the most effective high-mixing disinfection systems available. It ensures uniform mixing, and sufficient residence time to meet the CT (contact time) standard, even when water is flowing continuously.

It also takes up less space, because one Mixmaster tank does the work of 4 normal utility tanks due to its baffle design

- .8 baffle factor means fewer tanks to maintain for log treatment and 20 minute contact time
- Baffle design ensures uniform mixing and exceeds health agency contact time standards

Materials of Construction

- **Top and bottom domes:** Injection molded copolymer polypropylene
- **Shell:** Extruded copolypropylene
- **Outer shell:** Fiberglass-wound, coated with epoxy resin
- **Base:** Injection molded high-impact ABS
- **Connection:** Rigid Schedule 80 PVC
- **Top port fitting:** Stainless steel reinforced glass filled polypropylene insert molded into the top dome
- **Inner Baffle:** Copolymer polypropylene
- **Inner Standpipe:** Schedule 40 PVC with diffuser cap



BOTTOM T ALLOWS FOR PURGING OF SEDIMENT



Tested and Certified to ANSI/NSF 61 and 372 by WQA

Item No.	Model No.	Total Tank Vol.		Height/Length		Floor to CL of inlet port		Diameter		Threaded Connection	FPT	Total Weight	
		gal	liters	in	cm	in	cm	in	cm			lbs.	kilos
COMPOSITE BAF TANK DIMENSIONS													
33217	BAF 80	80	303	57.0	108.0	2.25	5.7	24.0	61.4	1 1/4" NPT	1 1/4"	73.0	33.0
33211	BAF 120	119	450	72.1	181.6	2.25	5.7	24.0	61.4	1 1/4" NPT	1 1/4"	83.5	38.0

Maximum working pressure: 100 PSI
Maximum working temperature, internal & external: 120°F

Flex-Lite FLSD

FLEX-LITE FLSD



NON-CORROSIVE, SCRATCH RESISTANT AND IMPERVIOUS TO THE ELEMENTS

Just say no to Galvanized tanks!

The improved Flex-Lite FLSD composite tank.

It takes our field proven FLSD one step further by adding second stainless steel reinforced flex port for increased installation options.

It's 50% lighter than conventional steel tanks. This radical weight saving means it's also 50% easier to handle and install. Plus, its non-corrosive composite construction sets the standard for performance and durability.

The Flexcon FLSD is ideal for a variety of uses, including commercial and residential storage, hydropneumatic, and many other applications.

As with all Flexcon products the construction on the Flex-Lite FLSD storage tank is of the highest quality. The more consistent dome profiles and integral bonded connections on the Flex-Lite FLSD are just two examples of Flexcon's attention to superior design and fabrication.

So make your next job easier on yourself with the new dual -port Flex-Lite FLSD composite storage tanks from Flexcon.

Materials of Construction

- **Top and bottom domes:** Injection molded copolymer polypropylene
- **Shell:** Extruded copolypropylene
- **Outer shell:** Fiberglass-wound, coated with epoxy resin
- **Base:** Injection molded high-impact ABS
- **Connection:** Rigid Schedule 80 PVC
- **Flex port fittings:** Glass filled polypropylene, stainless steel reinforced, thermally welded to tank wall
- **Top port fitting:** Stainless steel reinforced glass filled polypropylene insert molded into the top dome



Item No.	Model No.	Total Tank Vol.		Height/Length		Floor to CL of inlet port		Diameter		Socket Glue Connection	FPT	Total Weight	
		gal	liters	in	cm	in	cm	in	cm			lbs.	kilos
COMPOSITE FLSD TANK DIMENSIONS													
33155	FLS 40D	40	151	53.4	135.6	1.75	4.4	16.5	41.9	1 1/4" schd-80	1 1/4"	31.0	14.1
33156	FLS 80D	80	310	64.1	162.8	2.25	5.7	21.4	54.4	1 1/4" schd-80	1 1/4"	60.0	27.0
33157	FLS 120D	120	450	71.5	181.6	2.25	5.7	24.2	61.5	1 1/4" schd-80	1 1/4"	83.5	38.0

Maximum working pressure: 100 PSI
 Maximum working temperature, internal & external: 120° F.

FLU and FLUEZ

The composite FLU and its easier-to-install brother the FLUEZ are ideal for standard water storage applications. These lightweight, composite utility tanks are designed to stand up to years of tough service and resist corrosion in the most challenging environments.

Flexcon's FLU and FLUEZ tanks feature a unique 3 piece internal construction that allows for consistent engineered dome profiles and integrally bonded connections which result in longer tank life. The heavy duty base is molded out of ABS for maximum strength and durability. And, it has a removable schedule 80 PVC bottom connection that can be "accessorized" for increased installation flexibility. The FLUEZ models offer inlet and outlet connections that extend to the outer edges of the base, so installation is extra easy.



- The Flexcon FLU and FLUEZ series tanks are the best utility tanks for virtually every application.
- Rugged base engineered to withstand maximum loads and extreme environmental conditions.
- Precision injection molded domes for uniform wall thickness and consistent engineered dome profiles
- Durable, continuous strand fiberglass reinforcement sealed with weather-resistant epoxy resin.
- Durable PVC water connection
- Available in 5 convenient sizes for a wide range of applications and installation sites.

Materials of Construction

- **Top and bottom domes:** Injection molded copolymer polypropylene
- **Shell:** Extruded copolypropylene
- **Outer shell:** Fiberglass-wound, coated with epoxy resin

- **Base:** Injection molded high-impact ABS
- **Connection:** Rigid Schedule 80 PVC
- **Top port fitting:** Stainless steel reinforced glass filled polypropylene insert molded into the top dome

Item No.	Model No.	Total Tank Vol.		Height/Length		Floor to CL of inlet port		Diameter		Socket Glue Connection	MPT	Total Weight	
		gal	liters	in	cm	in	cm	in	cm			lbs.	kilos
COMPOSITE FLU TANK DIMENSIONS													
33150	FLU 30	30	114	42.5	108.0	1.75	4.4	16.5	41.5	1 1/4" schd-80	N/A	23.0	10.4
33151	FLU 40	40	151	53.4	135.6	1.75	4.4	16.5	41.5	1 1/4" schd-80		31.0	14.1
33152	FLU 40S	40	151	36.9	93.8	2.25	5.7	21.4	54.2	1 1/4" schd-80		33.1	15.0
33153	FLU 80	80	303	64.1	162.8	2.25	5.7	21.4	54.2	1 1/4" schd-80		60.0	27.0
33154	FLU 120	120	454	71.5	181.6	2.25	5.7	24.2	61.4	1 1/4" schd-80		83.5	38.0
COMPOSITE FLUEZ TANK DIMENSIONS													
33201	FLU 30-EZ	30	114	42.5	108.0	1.75	4.4	16.5	41.5	N/A	1 1/4"	23.0	10.4
33202	FLU 40-EZ	40	151	53.4	135.6	1.75	4.4	16.5	41.5		1 1/4"	31.0	14.1
33203	FLU 40S-EZ	40	151	36.9	93.8	2.25	5.7	21.4	54.2		1 1/4"	33.1	15.0
33204	FLU 80-EZ	80	303	64.1	162.8	2.25	5.7	21.4	54.2		1 1/4"	60.0	27.0
33205	FLU 120-EZ	120	454	71.5	181.6	2.25	5.7	24.2	61.4		1 1/4"	83.5	38.0

Maximum working pressure: 100 psig.
Maximum working temperature, internal & external: 120° F.

SOLD BY:



Tested and Certified to ANSI/NSF 61 and 372 by WQA



Cambridge, ON · Carmel, IN · Regina, SK · Pottstown, PA · Phoenix, AZ
Toll Free Canada & USA: 1-877-288-9888

www.canaturewq.com

