

TRA 1.1/1997

c.2

COLORADO STATE PUBLICATIONS LIBRARY



3 1799 00136 7929

COLORADO

DEPARTMENT

OF

TRANSPORTATION

FINANCIAL




ANNUAL

REPORT

FISCAL

YEAR

1997



**STATE OF COLORADO
DEPARTMENT OF TRANSPORTATION
DENVER, COLORADO**

FINANCIAL ANNUAL REPORT

FOR FISCAL YEAR ENDING JUNE 30, 1997

GUILLERMO V. "BILL" VIDAL, EXECUTIVE DIRECTOR

GEORGE MCCULLAR, CONTROLLER

CONTENTS

FINANCIAL STATEMENTS

COMBINED BALANCE SHEET **	1
STATEMENT OF REVENUES AND EXPENDITURES **	3
STATEMENT OF REVENUES, EXPENSES, AND CHANGES IN RETAINED EARNINGS	4
STATEMENT OF CHANGES IN FINANCIAL POSITION	5
SCHEDULE OF GRANT ACTIVITY - FEDERAL PORTION	6
NOTES TO THE FINANCIAL STATEMENTS	8

STATISTICS

TOTAL DEPARTMENT EXPENDITURES BY OBJECT	18
EXPENDITURES BY FUNCTION	23

** The Combined Balance Sheet and the Statement of Revenues and Expenditures are presented on the Accrual Basis Method of Accounting. In addition, Notes to the Financial Statements have been included for further review.

PROJECT EXPENDITURES BY MAJOR FUNCTION

PROJECT NUMBER INDEX	33
PROJECT EXPENDITURES BY MAJOR FUNCTION	35
GRANT EXPENDITURES	63
PROJECT TYPE INDEX	77
FEDERAL AID PROJECT EXPENDITURES BY OBJECT	78
STATE PROJECT EXPENDITURES BY OBJECT	80
MAINTENANCE PROJECT EXPENDITURES BY OBJECT	82
OTHER PROJECT EXPENDITURES BY OBJECT	83

DEMOGRAPHICS AND GRAPHS

PER CAPITA INCOME AND POPULATION	86
GROSS REVENUES - 10 YEAR	87
MAINTENANCE COST BY ACTIVITY	88
EXPENDITURE - REVENUE GRAPHS	89

**STATE OF COLORADO
DEPARTMENT OF TRANSPORTATION
COMBINED BALANCE SHEET - ALL FUND TYPES AND ACCOUNT GROUPS
FOR THE PERIOD ENDING JUNE 30, 1997
(UNAUDITED)**

	SPECIAL REVENUE FUNDS	INTERNAL SERVICE FUND	GENERAL FIXED ASSETS	GENERAL LONG-TERM DEBT	TOTAL
ASSETS					
Cash Unrestricted	\$159,671,818	\$600,662			\$160,272,480
Cash Restricted (City & County Bridge)	59,664,891				59,664,891
Receivables:					
Federal	53,064,267				53,064,267
Local Governments	7,458,381				7,458,381
Due From Other Funds/ Agencies - HUT	37,875,768	477			37,876,244
Other	1,002,142	8			1,002,150
Allowance For Doubtful Accounts	(478,375)				(478,375)
Inventories	10,874,639	343,614			11,218,253
Prepaid Expense	408,296				408,296
Land			6,323,240		6,323,240
Buildings			45,902,915		45,902,915
Equipment		992,074	167,903,406		168,895,480
Accumulated Depreciation		(555,347)			(555,347)
Other Long-Term Assets	9,277,501				9,277,501
Amount To Be Provided For General Long-Term Debt				33,515,310	33,515,310
TOTAL ASSETS	\$338,819,328	\$1,381,487	\$220,129,561	\$33,515,310	\$593,845,686

This statement, as well as the accompanying summary of policies and notes, are for management information and departmental use only.

STATE OF COLORADO
DEPARTMENT OF TRANSPORTATION
COMBINED BALANCE SHEET - ALL FUND TYPES AND ACCOUNT GROUPS
FOR THE PERIOD ENDING JUNE 30, 1997
(UNAUDITED)

	SPECIAL REVENUE FUNDS	INTERNAL SERVICE FUND	GENERAL FIXED ASSETS	GENERAL LONG-TERM DEBT	TOTAL
LIABILITIES AND FUND BALANCE					
Current Liabilities:					
Accounts Payable	\$77,976,767	\$151,074			\$78,127,842
Retainage Payable	4,839,655				4,839,655
Payroll Liabilities	350,097				350,097
Due To Other Funds And Agencies	542,912				542,912
Due To Federal Government	765,000				765,000
Deferred Revenue	8,702,595				8,702,595
Long Term Liabilities:					
Compensated Absences And Local Government				33,515,310	33,515,310
TOTAL LIABILITIES	93,177,026	151,074	0	33,515,310	126,843,410
Fund Equity :					
Contributed Capital		992,074			992,074
Investment In General Fixed Assets			220,129,561		220,129,561
Retained Earnings		(105,275)			(105,275)
Fund Balances:					
Reserve For Inventory	10,874,639	343,614			11,218,253
Reserve For Bridge Projects	60,509,148				60,509,148
Reserve For Emergencies	2,000,000				2,000,000
Reserve For E470 Project	8,000,000				8,000,000
Reserve For Department Share Of Construction Commitments	164,258,514				164,258,514
TOTAL FUND BALANCE	245,642,302	1,230,413	220,129,561	0	467,002,276
TOTAL LIABILITIES, BUDGET, RESERVES AND FUND BALANCE	\$338,819,328	\$1,381,487	\$220,129,561	\$33,515,310	\$593,845,686

This statement, as well as the accompanying summary of policies and notes, are for management information and departmental use only.

**STATE OF COLORADO
DEPARTMENT OF TRANSPORTATION
STATEMENT OF REVENUES, EXPENDITURES, AND CHANGE IN FUND BALANCE
FOR THE PERIOD ENDING JUNE 30, 1997
(UNAUDITED)**

	SPECIAL REVENUE FUND
REVENUES	
Federal	\$198,493,739
Highway Users Tax	310,186,045
Bridge Fund (State Share)	12,852,345
Bridge Fund (Local Share)	27,086,160
Local Government & Other Entities	19,418,243
General Funds - Capital Construction / Gaming	99,114,307
Aviation Revenues	10,161,976
Other Revenues	14,709,959
	692,022,775
TOTAL REVENUES	692,022,775
EXPENDITURES	
Construction:	
Federal Aid Projects	231,305,880
State Projects	167,710,976
Local Government & Other Entities	29,270,407
Maintenance & Operations:	
Departmental Administration	18,582,029
Property & Equipment	12,419,578
Program Engineering	1,931,685
District Maintenance	133,524,882
Maintenance Projects	13,567,995
Payroll Load	(5,007,426)
Transportation Planning	15,555,744
Transportation Safety	5,298,186
Aviation	9,344,342
	633,504,280
TOTAL EXPENDITURES	633,504,280
EXCESS OF REVENUES OVER (UNDER) EXPENDITURES	58,518,495
Intradepartmental Transfers	622,385
	186,501,422
FUND BALANCES-JULY 1, 1996	186,501,422
FUND BALANCES-JUNE 30, 1997	\$245,642,302

This statement, as well as the accompanying summary of policies and notes, are for management information and departmental use only.

**STATE OF COLORADO
DEPARTMENT OF TRANSPORTATION
STATEMENT OF REVENUE, EXPENSES, AND CHANGES IN RETAINED EARNINGS
ALL PROPRIETARY FUND TYPES
FOR THE YEAR ENDED JUNE 30, 1997 (UNAUDITED)**

	AMOUNT
Operating Revenue:	
Charges for Services	\$3,364,181
Interest Income	56,630
Total Operating Revenues	3,420,811
Operating Expenses:	
Operating Cost	2,761,781
Depreciation	57,999
Total Operating Expenses	2,819,780
Operating Income	601,031
Operating Transfers Out-interest	56,630
Net Income/Changes in Retained Earnings	544,401
Other Changes in Fund Equity:	
Contributed Equipment	48,724
Transfers Out-Other	622,385
Booking of Accumulated Depreciation	497,348
Net Change in Fund Equity	(\$526,608)

Equity	Ret. Earnings	Contr. Capital	Totals
July 1, 1996	\$813,670	943,350	\$1,757,020
Net Change in Equity	(575,332)	48,724	(526,608)
June 30, 1997	\$238,338	\$992,074	\$1,230,412

This statement as well as the accompanying summary of policies and notes are for management information and departmental use only.

**STATE OF COLORADO
DEPARTMENT OF TRANSPORTATION
STATEMENT OF CHANGES IN FINANCIAL POSITION
ALL PROPRIETARY FUND TYPES
(INTERNAL SERVICE FUND)
FOR THE YEAR ENDED JUNE 30, 1997 (UNAUDITED)**

Sources of Working Capital:

Net Income	\$47,053
Interest Earned-Cash on Deposit	56,630
Depreciation	57,999

161,682

Uses of Working Capital:

Transfers to Special Revenue Fund	(679,015)
Booking of Accumulated Depreciation	497,348

(181,667)

Increase (Decrease) in Working Capital:

(\$19,985)

Changes in Components of Working Capital:

Increase (Decrease) in Current Assets:

Cash	(\$225,674)
Inventory	195,282
Accounts Receivable	(14,333)

(44,725)

Decrease (Increase) in Current Liabilities:

Accounts Payable	24,740
------------------	--------

Increase (Decrease) in Working Capital:

(\$19,985)

This statement as well as the accompanying summary of policies and notes are for management information and departmental use only.

DEPT OF TRANSPORTATION
 SCHEDULE OF DIRECT FEDERAL GRANT ACTIVITY
 U.S. DEPARTMENT OF TRANSPORTATION GRANTS
 FISCAL YEAR ENDED JUNE 30, 1997

CFDA PROGRAM NUMBER	GRANT TITLE	FUND	GRANT NUMBER	ACCRUED (DEFERRED) REVENUES 6/30/96	CASH RECEIPTS	ADJ ENTRIES	EXPENDITURES			ACCRUED (DEFERRED)
							DIRECT EXPENDITURES	PASSED THROUGH	TOTAL	
20 6000	NHTSA NOTICE 464	400	NHTSA402	\$1,439,165	\$3,082,745	\$0	\$234,178	\$2,156,775	\$2,390,953	\$747,373
20 6000	DTHN2292Y07042	400	2292Y07042	15,311	67,578	0	60,817	0	60,817	8,550
20 6000	DTNH22-89-Z-05281	400	89Z05281	35,321	35,321	0	0	0	0	0
20 6000	DTNH22-91-Z-75004	400	91Z75004	39	39	0	0	0	0	0
20 6000	DTNH22-90-Z-05096	400	2290Z05096	4,290	11,336	0	7,046	0	7,046	0
20 6000	DTNH22-91-Y-45210	400	91Y45210	562	562	0	0	0	0	0
20 6010	NHTSA NOTICE 464	400	96NHTSA408AL	357,114	551,865	0	194,751	0	194,751	0
20 6010	NHTSA NOTICE 464	400	97NHTSA408AL	0	36,440	0	150,467	0	150,467	114,027
20 6010	NHTSA NOTICE 464	400	96NHTSA410AL	515,633	780,813	0	265,180	0	265,180	(0)
20 6010	NHTSA NOTICE 464	400	97NHTSA410AL	0	274,240	0	464,966	0	464,966	190,726
TOTAL NATIONAL HIGHWAY TRAFFIC SAFETY ASSOC				\$2,367,435	\$4,840,939	\$0	\$1,377,406	\$2,156,775	\$3,534,181	\$1,060,676
20 3080	LRFA-CO-94(1)	400	LRFA-CO-94(1)	\$187,522	\$187,522	\$0	\$0	\$10,015	\$10,015	\$10,015
20 3080	LRFA-CO-95	400	LRFA-CO-95	11,079	11,109	0	30	0	30	0
20 3080	LRFA-CO-96	400	LRFA-CO-96	0	3,510	0	7,739	0	7,739	4,229
TOTAL FEDERAL RAIL ADMINISTRATION				\$198,601	\$202,141	\$0	\$7,769	\$10,015	\$17,784	\$14,244
20 5130	CO-16-0020	400	CO-16-0020	\$3,348	\$11,623	\$0	\$0	\$8,275	\$8,275	\$0
20 5130	CO-16-0021	400	CO-16-0021	0	5,646	0	0	5,646	5,646	(0)
20 5050	CO-80-X002	400	CO-80-X002	1,701	4,294	0	2,593	0	2,593	0
20 5130	CO-16-0022	400	CO-16-0022	30,726	30,726	0	0	0	0	0
20 5130	CO-16-0023	400	CO-16-0023	(32,209)	(32,209)	0	0	(179)	(179)	(179)
20 5050	CO-80-X003	400	CO-80-X003	0	17,498	0	7,403	10,095	17,498	(0)
20 5050	CO-80-X004	400	CO-80-X004	33,551	441,815	0	14,576	393,661	408,237	(27)
20 5130	CO-16-0024	400	CO-16-0024	61,024	549,210	0	30,156	459,263	489,419	1,233
20 5130	CO-16-0025	400	CO-16-0025	0	104,053	0	39,631	234,498	274,129	170,076
20 5050	CO-80-X005	400	CO-80-X005	0	58,019	0	34,430	33,283	67,713	9,694
SUB-TOTAL FEDERAL TRANSIT ADMIN SECT 16,& 26(A)				\$98,141	\$1,190,675	\$0	\$128,789	\$1,144,542	\$1,273,331	\$180,797

DEPT OF TRANSPORTATION
 SCHEDULE OF DIRECT FEDERAL GRANT ACTIVITY
 U.S. DEPARTMENT OF TRANSPORTATION GRANTS
 FISCAL YEAR ENDED JUNE 30, 1997

CFDA PROGRAM NUMBER	GRANT TITLE	FUND	GRANT NUMBER	ACCRUED (DEFERRED) REVENUES 6/30/96	CASH RECEIPTS	ADJ ENTRIES	EXPENDITURES			ACCRUED (DEFERRED)
							DIRECT EXPENDITURES	PASSED THROUGH	TOTAL	
20 5090	CO-18-X011	400	CO-18-X011	0	257	0	257	0	257	0
20 5090	CO-18-X012	400	CO-18-X012	0	3,622	0	3,622	0	3,622	(0)
20 5090	CO-18-X013	400	CO-18-X013	14,349	62,330	0	27,981	20,000	47,981	(0)
20 5090	CO-18-X014	400	CO-18-X014	219,521	998,745	0	173,102	745,725	918,827	139,603
20 5090	CO-18-X015	400	CO-18-X015	0	188,088	0	105,773	285,364	391,137	203,049
SUB-TOTAL FEDERAL TRANSIT ADMIN SECT 18				\$233,870	\$1,253,042	\$0	\$310,735	\$1,051,089	\$1,361,824	\$342,652
TOTAL FEDERAL TRANSIT ADMINISTRATION				\$332,011	\$2,443,717	\$0	\$439,524	\$2,195,631	\$2,635,155	\$523,449
20 5150	DTFH71-93TE028CO11	400	DTFH71-93TE028CO11	21,193	21,193	0	0	0	0	0
20 5150	7192TE18CO23	400	7192TE18CO23	(1,444)	0	0	0	0	0	(1,444)
20 5150	DTFH7193DP97CO27	400	DTFH7193DP97CO27	0	0	0	0	0	0	0
20 5150	DTFH7197CO36	400	DTFH7197CO36	0	0	0	3,701	0	3,701	3,701
TOTAL DEMONSTRATION GRANTS				\$19,749	\$21,193	\$0	\$3,701	\$0	\$3,701	\$2,257
20 1060	NASAO-97	160	NASAO-97	0	8,729	0	0	15,050	15,050	6,321
20 1060	3-08-0000-SG	160	3-08-0000-SG	38,170	62,324	0	49,348	0	49,348	25,194
20 1060	3-08-0000-SH	160	3-08-0000-SH	0	0	0	89,350	0	89,350	89,350
TOTAL FEDERAL AVIATION GRANTS				\$38,170	\$71,053	\$0	\$138,698	\$15,050	\$153,748	\$120,865
20 2050		400	TITLE 23 OF THE U.S. CODE	\$63,733,187	\$204,595,874	\$0	\$173,270,562	\$19,107,970	\$192,378,532	\$51,515,845
20 2050		400	Q PROJ LOAN PROCEEDS	0	765,000		0	0	0	(765,000)
TOTAL TITLE 23 OF THE U.S CODE				\$63,733,187	\$205,360,874	\$0	\$173,270,562	\$19,107,970	\$192,378,532	\$50,750,845
GRAND TOTAL				\$66,689,153	\$212,939,917	\$0	\$175,237,658	\$23,485,442	\$198,723,101	\$52,472,336

Cash Receipts are recorded per this schedule on a cash basis
 July 1, 1996 through June 30, 1997

COLORADO DEPARTMENT OF TRANSPORTATION

NOTES TO FINANCIAL STATEMENTS

The Notes to the Financial Statements contain a summary of significant accounting policies and matters considered necessary in assisting the reader to understand and interpret the accompanying financial statements.

NOTE I. SUMMARY OF SIGNIFICANT ACCOUNTING POLICIES

The accompanying financial statements reflect the financial activities of the Colorado Department of Transportation for the State fiscal year 1997, ending June 30th. The Department of Transportation is an agency and sub-entity of the State of Colorado. For reporting purposes and in conformance with the guidelines established by the Governmental Accounting Standards Board pertaining to oversight responsibilities, the State of Colorado is the primary reporting entity for State financial activities.

A. BASIS OF PRESENTATION - FUND ACCOUNTING

The accounts of the Department of Transportation are organized on the basis of funds and account groups, each of which is considered a separate accounting entity. The operations of each fund are accounted for with a separate set of self-balancing accounts that comprise its assets, liabilities, fund equity, revenues, and expenditures or expenses as appropriate. The Department's resources are allocated to and accounted for in individual funds based upon the purposes for which they are to be spent and the means by which spending activities are controlled.

The accompanying financial statements include four fund types and two account groups. The four fund types are grouped for financial reporting purposes into Governmental Fund Types, Proprietary Fund Types, Capital Construction Fund, and Fiduciary Fund Types. This grouping is in accordance with the basis of accounting used by the four fund types. The four fund types, (and the generic funds included therein) and two account groups are described below.

Governmental Fund Types

Special Revenue Funds - Special Revenue Funds are the principle operating funds of the Department of Transportation. They are used to account for the proceeds of specific revenue sources (other than special assessments, expendable trusts, or major capital projects) that are legally restricted to expenditures for specified purposes. Revenue proceeds are from excise taxes on motor fuels, driver and vehicle registration fees, ton-mile taxes, aviation fuel taxes, and gasoline taxes. Expenditures are primarily for the construction and maintenance of public highways in the state, and all transportation related systems.

Capital Construction Projects - Capital Construction Funds are used to finance additional transportation system improvements. Due to the long-term nature of these projects, capital construction appropriations are generally available for a period of three years or until the project's completion, whichever comes first. After three years, the Department must revert the remaining funds.

The following appropriations were made for Fiscal Year 1997:

House Bill 96-1366 (Long Bill)	*\$ 13.8 Million
House Bill 96-1368 (Statewide Capital Construction Supplemental)	\$ 30 Million
Senate Bill 96-197 (Special Bill)	\$115 Million

* The original amount of \$17.3 million was reduced by other bills.

Proprietary Fund Types

Internal Service Funds - Internal service funds are used to account for financing of goods or services provided by one department or one agency to other departments or agencies of the department, or to other governments, on a cost-reimbursement basis. Depreciation has been recorded, when appropriate, over the estimated useful lives of the assets using the straight-line method. The estimated useful lives of equipment are 2 to 15 years. The Internal Service Fund includes Reproduction and the Sign Shop.

Fiduciary Fund Types

Fiduciary Funds - Fiduciary funds are use to account for assets held in trust for other entities.

General Fixed Assets Account Group

The General Fixed Assets account group is a self-balancing set of accounts used to account for fixed assets used in governmental fund type operations.

All fixed assets are valued at historical cost or estimated historical cost if actual historical cost is not available. Donated fixed assets are valued at their estimated fair market value on the date donated.

No depreciation has been provided on general fixed assets.

General Long-Term Debt Account Group

The General Long-Term Debt account group is used to account for long-term liabilities expected to be financed from governmental fund types.

Total Columns on Combined Statements

Total Columns on the Combined Statements are presented only to facilitate financial analysis. Data in these columns do not present financial position, results of operations, or changes in financial position in conformity with generally accepted accounting principles. Neither is such data comparable to a consolidation. Interfund eliminations have not been made in the aggregation of this data.

B. BASIS OF ACCOUNTING

Basis of accounting refers to when revenues and expenditures or expenses are recognized in the accounts and reported in the financial statements. Basis of accounting relates to the timing of the measurements made, regardless of the measurement focus applied.

For governmental fund types, revenues are recognized when they are measurable and available to finance current expenditures. Expenditures are recognized on the modified accrual basis when:

1. the amount can be objectively measured;
2. the goods have been delivered or title has passed to the State;
3. service has been rendered.

Proprietary funds and non-expendable trust funds are accounted for using the accrual basis of accounting. Their revenues are recognized when they are earned and their expenses are recognized when they are incurred.

C. ENCUMBRANCES

Encumbrance accounting, under which purchase orders and contracts for expenditure of monies are recorded in order to reserve that portion of the applicable appropriation, is employed as an extension of formal budgetary integration in the special revenue fund. Encumbrances outstanding at year-end are rolled forward into the subsequent year's operating budget.

At June 30, 1997 encumbrances of \$534,455,846 were rolled forward.

D. BUDGETS AND BUDGETARY ACCOUNTING

The financial operations of the Department are primarily controlled by the approved budgets made by the State Transportation Commission and the budget is limited to the unrestricted funds held at the beginning of the year plus the revenues estimated to be generated during the year based on a cash basis projection, unless otherwise noted in their budget approval. The budget defines the expenses of the Department predominately by category of expense or construction project with a 15% leeway. Budgets can be revised at any monthly commission meeting. The Department's Administration Budget is controlled by the Legislative Joint Budget Committee.

E. CASH

The State Treasurer acts as the Department's bank. Interest earned on the Department of Transportation's cash accounts is credited to the respective accounts. The restricted cash is being held for the use of City and County bridge projects.

The Department of Transportation had \$219,868,700 on deposit with the State Treasurer at June 30, 1997.

Detailed information on the State Treasurer's pooled cash and investments is available from that office.

At year end, the Department also had \$68,671 on deposit with banks and savings and loans, of which all amounts were covered by federal insurance.

F. RECEIVABLES AND PAYABLES

Receivables from the Federal Government at June 30, 1997 in the amount of \$53,064,267 represent expenditures made by the Department which will be reimbursed by the Federal Department of Transportation, a portion of which was still subject to Federal approval.

"Due From Other Agencies" in the amount of \$37,876,244 in the Department's Special Revenue Fund primarily represents highways user's taxes earned during fiscal year 1997 but collected subsequent to June 30th.

G. INVENTORY

The Department's consumable inventories consist primarily of items such as: sand, gravel, signs, maintenance repair parts, and gasoline.

SPECIAL REVENUE FUND		INTERNAL SERVICE FUND	
	1997		1997
Storeroom/ Stockpiles	\$ 10,797,005	Storeroom/ Stockpiles	\$ 343,614
Fuels	\$ 77,634		
TOTAL	<u>\$ 10,874,639</u>	TOTAL	<u>\$ 343,614</u>

Inventories are stated at cost using the moving average.

H. LONG TERM ASSETS

Long term assets are acquired with the intention of holding them for an extended period of time. They are not expected to be converted to cash or sold within one year.

The Department's Long Term Assets of \$9,277,501 includes an \$8,000,000 long-term loan to the E-470 Authority.

I. DEFERRED REVENUE

Revenues received in advance for projects, grants, and annual permits are recorded as deferred until such time as expenditures are incurred, or the annual permit period has expired.

J. FUND EQUITY

The fund balance of the Special Revenue Fund is made up of reserved and unreserved amounts. The items reserved are provided by statute, contract, or construction commitments. Those amounts left unreserved represent that portion of the Fund Equity (net assets less liabilities) available for future use in construction and operations of the Department.

NOTE II. OTHER ACCOUNTING DISCLOSURES

A. GENERAL FIXED ASSETS

The Department's policy was to capitalize items having at least a useful life of two years and a cost of \$1,000 or more.

A statement of changes in general fixed assets for fiscal year 1997 as follows:

	BEGINNING BALANCE	ADDITIONS	DELETIONS	ENDING BALANCE
1997:				
LAND & IMPROV	\$ 4,015,797	\$ 2,312,743	\$ (5,300)	\$ 6,323,240
BLDGS. & IMPROV	44,022,075	1,932,501	(51,661)	45,902,915
EQUIP. ROAD	126,216,754	7,677,093	(3,935,298)	129,958,549
EQUIP. OTHER	<u>36,253,267</u>	<u>2,536,327</u>	<u>(844,737)</u>	<u>37,944,857</u>
TOTAL	\$ 210,507,893	\$ 14,458,664	\$ (4,836,996)	\$ 220,129,561

B. PROPRIETARY FIXED ASSETS

A summary of proprietary fund type fixed assets for fiscal year 1997.

	BEGINNING BALANCE	ADDITIONS	DELETIONS	ENDING BALANCE
1997:				
EQUIP-ROAD	\$ 12,878	\$ - 0 -	\$ - 0 -	\$ 12,878
EQUIP-OTHER	<u>930,472</u>	<u>48,724</u>	<u>- 0 -</u>	<u>979,196</u>
TOTAL	\$ 943,350	\$ 48,724	\$ - 0 -	992,074
LESS ACC. DEP.	<u>474,211</u>			<u>555,347</u>
NET	\$ 469,139			\$ 436,727

NOTE III. COMMITMENTS AND CONTINGENCIES

A. LEASE COMMITMENTS

The Department enters into lease or rental agreements for the use of buildings and equipment. Such contracts provide that any commitments for expenditures beyond the current year are contingent upon funds being appropriated for such purposes. Information on operating lease agreements is presented below.

Future minimum payments at June 30th under operating lease agreements are as follows:

FISCAL YEAR	AMOUNT
1998	\$ 435,445
1999	\$ 325,816
2000	\$ 198,906
2001	\$ 157,697
2002	\$ 78,970
2003	\$ 70,045
And Later	
TOTAL FUTURE MINIMUM RENTAL PAYMENTS	\$ 1,266,879

B. ACCUMULATED UNPAID VACATION, SICK PAY, AND LOCAL LOANS

All employees in permanent positions earn and accrue sick leave at the rate of 20 hours per quarter, with a limit of 45 days additional accumulation after July 1, 1988. Employees are paid for one-fourth of their unused sick leave upon retirement.

Annual leave is earned at fluctuating rates based on longevity. In no event can more than forty-two days of annual leave be carried into the subsequent fiscal year.

The Long-Term Debt Account Group includes estimated compensated absence liabilities in the amount of \$16,804,127, and \$16,711,183 for loans from local entities.

C. CONTINGENCIES

There are various claims and litigations pending, incidental to the operations of the Department of Transportation. A report of significant pending litigation and claims prepared by the Colorado Attorney General's office is available from the Department of Transportation Controller's office. In the opinion of the Department management, liability arising from these claims, if any, would not have a material effect on the accompanying financial statements. The Department of Transportation enters into various grant and contract agreements with the Federal government and other parties. These agreements generally provide for audits of the transactions pertaining to the agreements with the Department being liable to those parties for any disallowed expenditures. It is believed that any such adjustments will not be significant in amount.

D. ORGANIZATIONAL CHANGES

Changes during fiscal year 1997 include:

◆ Reengineering Efforts

Total Project Leadership (TPL) will allow newly organized multi-discipline teams to control all aspects of a project from design to construction. Reengineering efforts began in June, 1996. Phase 1 Implementation began February, 1997. Additional phases will lead to total implementation by January, 1999.

◆ Colorado Peak Performance

In accordance with HB 96-1262, a system of performance based pay is being developed for classified employees of executive branch departments, which includes the Department of Transportation.

NOTE IV. PENSION COSTS

A. PUBLIC EMPLOYEES' RETIREMENT ASSOCIATION

The Public Employees' Retirement Association (PERA) is a statewide retirement association established under the authority of Title 24, Article 51, CRS 1973 Revised, which administers a defined benefit plan for public employees. Substantially all employees of the Department of Transportation are required to participate in this retirement program. The Department's legal obligation is limited to the amounts paid into the association. The contributory percentages of participant salaries provided by the State and the participants are currently 11.6% and 8.0% respectively as required by statute and current actuarial estimates. However, in Fiscal year 1998, the State share will decrease to 11.5%.

STATISTICS

COLORADO DEPARTMENT OF TRANSPORTATION

EO

EXPENDITURES BY OBJECT
June/FINAL, 1997

Run Date: Aug 15 1997
Data Refresh Date: Aug 2 1997
Effective Date: Jun 30 1997

18

object	Description	Total	Projects		Maintenance and Operations			Capital
			Construction	Other	Personal	Operating	Travel	
1110 1	Regular Salaries Admin	8,643,900	321	524,999	8,118,580	0	0	0
1110 2	Temporary Salaries Admin	142,643	0	5,251	137,392	0	0	0
1110 3	S/D 4-11 Reg. Admin	24,340	0	0	24,340	0	0	0
1110 4	Regular Overtime Admin	17,955	40	1,846	16,070	0	0	0
1110 5	Shift Diff Ot 4-11 Reg. Admin	763	0	0	763	0	0	0
1110 6	Administrative Leave Admin	44,606	0	2,003	42,603	0	0	0
1110 7	Funeral Leave Admin	20,418	0	1,179	19,239	0	0	0
1110 8	Injury Leave Admin	11,189	0	0	11,189	0	0	0
1110 9	Jury Duty Leave Admin	4,179	0	200	3,979	0	0	0
1110 A	Annual Leave Admin	798,539	0	43,593	754,946	0	0	0
1110 B	Shift Diff 4-11 Temp. Adm	74	0	0	74	0	0	0
1110 D	Temporary Overtime Adm	5,886	0	5,886	0	0	0	0
1110 E	Shift Diff. 11-6 Regular Adm	8,088	0	0	8,088	0	0	0
1110 F	Shift Diff. 11-6 Ot Reg. Adm	932	0	0	932	0	0	0
1110 M	Military Leave Adm	6,781	0	0	6,781	0	0	0
1110 S	Sick Leave Admin	390,978	0	26,103	364,875	0	0	0
1110 T	Holiday Leave Admin	380,530	0	22,177	358,354	0	0	0
1110 X	Overtime Pd @ Reg Rate	5,173	0	0	5,173	0	0	0
1110 Y	Overtime Sh2 Pd @ Reg Rate	84	0	0	84	0	0	0
1110 Z	Overtime Sh3 Pd @ Reg Rate	37	0	0	37	0	0	0
1300 1	Reimb Of Expndtres - Pers Svc	-1,111,747	0	-75	-1,111,672	0	0	0
1300 2	R E Indirect Costs	11,420,354	0	0	11,420,354	0	0	0
1511 1	Health Insurance	438,943	0	24,173	414,770	0	0	0
1512 1	Life Insurance	5,726	0	352	5,374	0	0	0
1513 1	Short Term Disability	21,367	0	1,281	20,086	0	0	0
1520 1	Medicare	52,381	0	2,978	49,403	0	0	0
1522 1	Retirement Contribution	1,169,316	0	70,684	1,098,631	0	0	0
1533 1	Workmens Comp Ins	4,298,102	0	0	4,298,102	0	0	0
1890 1	Regular Salaries	122,510,883	21,482,776	8,134,858	92,893,250	0	0	0
1890 2	Temporary Salaries	2,834,635	384,281	139,958	2,310,395	0	0	0
1890 3	Shift Diff. 4-11 Reg.	158,584	197	110	158,277	0	0	0
1890 4	Regular Overtime	2,443,913	58,695	65,672	2,319,546	0	0	0
1890 5	Shift Diff Ot 4-11 Reg.	656,810	99	110	656,600	0	0	0
1890 6	Administrative Leave	692,345	0	5,756	686,589	0	0	0
1890 7	Funeral Leave	342,064	0	3,709	338,354	0	0	0
1890 8	Injury Leave	434,500	0	0	434,500	0	0	0
1890 9	Jury Duty Leave	52,290	0	0	52,290	0	0	0
1890 A	Annual Leave	-7,314	0	0	-7,314	0	0	0
1890 B	Shift Diff 4-11 Temp.	20,497	14	0	20,483	0	0	0
1890 C	Shift Diff. 4-11 Ot Temp.	29,784	0	0	29,784	0	0	0
1890 D	Temporary Overtime	167,828	13,046	7,827	146,954	0	0	0
1890 E	Shift Diff. 11-6 Regular	308,201	42	442	307,716	0	0	0
1890 F	Shift Diff. 11-6 Ot Reg.	1,064,824	126	792	1,063,906	0	0	0
1890 G	Shift Diff. 11-6 Temp.	31,877	8	0	31,869	0	0	0
1890 H	Shift Diff. 11-6 Ot Temp.	57,817	0	0	57,817	0	0	0
1890 M	Military Leave	35,155	0	0	35,155	0	0	0
1890 S	Sick Leave	692	0	0	692	0	0	0
1890 T	Holiday	447	0	0	447	0	0	0
1890 X	Overtime Pd @ Reg Rate	5,372	0	0	5,372	0	0	0
1890 Y	Overtime Sh2 Pd @ Reg Rate	9	0	0	9	0	0	0
1890 Z	Overtime Sh3 Pd @ Reg Rate	9	0	0	9	0	0	0
1930 1	Temporary Employment Services	158,268	0	21,436	136,832	0	0	0
2110 1	Sewer	260,808	12,395	33	0	248,380	0	0
2110 2	Water	80,340	132	2,813	0	77,395	0	0
2150 1	Laundry Service	246,427	0	653	0	245,774	0	0
2160 1	Custodial Services Purchased	239	0	0	0	239	0	0

COLORADO DEPARTMENT OF TRANSPORTATION

EO

EXPENDITURES BY OBJECT
June/FINAL, 1997

Run Date: Aug 15 1997
Data Refresh Date: Aug 2 1997
Effective Date: Jun 30 1997

object	Description	Total	----- Projects -----			----- Maintenance and Operations -----		
			Construction	Other	Personal	Operating	Travel	Capital
2170 1	Hazardous Materials Fee	12,226	0	4,224	0	8,003	0	0
2220 1	Build Maint Repairs & Alters	438,044	45,032	35,036	0	357,976	0	0
2230 1	Equip Maint/Repair-Nonvehicle	1,288,421	0	1,046,584	0	241,837	0	0
2231 1	Adp Eq Mtc/Repair Svce	3,854	0	-460	0	4,314	0	0
2232 1	Software Mtce/Upgrade	1,266,372	49	1,090,317	0	176,006	0	0
2240 1	Serv & Repair Labor - Inhouse	6,768	0	0	0	6,768	0	0
2240 2	Serv & Repair-Commercial Garge	299,630	0	0	0	299,630	0	0
2250 3	Road Equip Depreciation	4,811	-84	54,461	0	-49,567	0	0
2250 4	Road Equip Rental Surcharge	0	-5	5	0	0	0	0
2250 5	Road Equipment Usage (P)	0	0	0	0	0	0	0
2250 6	Road Equipment Usage (N)	362	-68	66	0	364	0	0
2250 9	Sur-Charge Other Equipment	163	163	0	0	0	0	0
2251 1	Motor Pool Vehicle	27,337	5,015	784	0	21,538	0	0
2251 2	Motor Pool Shop Charges	207	0	0	0	207	0	0
2251 3	St Fleet Fixed Rate Charge	1,627,076	0	2,928	0	1,624,148	0	0
2252 1	St Fleet Mgt Chg Nonpartic.	1,286,750	0	860	0	1,285,890	0	0
2253 1	Rent Of Equip-Not State Owned	959,922	12,951	42,425	0	904,546	0	0
2254 1	Rent Rd Equip-Not State Owned	736,003	4,273	0	0	731,730	0	0
2255 1	Rent Of Buildings/Grounds	660,239	0	178,220	0	482,018	0	0
2259 1	Parking Fee Reimbursement	573	0	0	0	573	0	0
2311 1	Construction Contract Payment	281,132,415	280,910,144	10,000	0	212,272	0	0
2311 2	Contractor Retainage	-2,246,667	-2,200,305	-52,000	0	5,638	0	0
2311 5	Esb Hourly Reimb -Contractor	2,630	2,630	0	0	0	0	0
2312 1	Consult & Professional Svces	53,056,425	38,692,332	15,484,380	0	-1,120,287	0	0
2312 2	Consultant Retainage	646,945	548,878	91,159	0	6,908	0	0
2312 7	Esb Bonding - Consultant	89,602	0	0	0	89,602	0	0
2510 1	In State Travel	1,038,469	115,193	129,357	0	0	793,919	0
2511 1	Instate Air	50,284	3,939	19,933	0	0	26,412	0
2513 1	In State Priv Veh/2 Wheel	10,728	673	1,536	0	0	8,518	0
2513 2	In State Priv Veh/2 Wheel	27,772	696	9,633	0	0	17,443	0
2513 3	In State Priv Veh/4 Wheel	54	0	0	0	0	54	0
2514 1	Aircraft Pool Usage	1,505	0	0	0	0	1,505	0
2520 1	In-State Travel Non/Empl	13,649	0	0	0	0	13,649	0
2521 1	In-State Non Empl/Airfare	376	0	0	0	0	376	0
2522 1	In-State Non/Empl Per Diem	9,632	0	3,652	0	0	5,981	0
2523 1	In-St Non/Emp Pr/Veh/2 Whl	11,360	0	557	0	0	10,803	0
2524 1	Non/Empl State Aircraft	174	0	0	0	0	174	0
2530 1	Out Of State Travel	141,298	1,529	15,573	0	0	124,196	0
2531 1	Out Of State Airfare	64,316	-1,550	16,162	0	0	49,704	0
2533 1	O/St Private Veh/2 Wheel	545	0	309	0	0	236	0
2540 1	Out Of State Travel Non/Empl	56,295	0	44,109	0	0	12,186	0
2541 1	Out Of State Airfare Non/Empl	5,716	0	5,538	0	0	178	0
2542 1	Out Of State Per Diem Non/Empl	13,776	0	7,474	0	0	6,302	0
2543 1	O/St Vehcle Non/Empl/2 Wheel	806	0	33	0	0	773	0
2610 1	Advertising	191,487	57,561	23,988	0	109,938	0	0
2630 1	Telephone	1,322,885	3,900	193,387	0	1,125,598	0	0
2630 2	Comm Svcs From Div Of Telecom	186,718	83	-21,865	0	208,501	0	0
2631 1	Comm Svcs From Outside Source	46,527	93	34,959	0	11,475	0	0
2640 1	Central Adp Charges	350	0	0	0	350	0	0
2641 1	Data Processing Services	62,071	2,674	44,248	0	15,149	0	0
2641 9	Dis Alloc	-163	-895	717	0	16	0	0
2660 1	General Insurance	2,095,148	0	0	0	2,095,148	0	0
2680 1	Manls-Specs-Etc (Repro Costs)	415,674	55,442	121,236	0	238,996	0	0
2680 2	Map Reproduction	-73,971	283	-77,482	0	3,228	0	0
2680 3	Rpts Bultns&Forms(Repro Costs)	308,447	4,339	147,275	0	156,833	0	0
2680 4	Row & Constr. Plans & Specs.	282,361	262,436	4,394	0	15,530	0	0

COLORADO DEPARTMENT OF TRANSPORTATION

EXPENDITURES BY OBJECT
June/FINAL, 1997

Run Date: Aug 15 1997
Data Refresh Date: Aug 2 1997
Effective Date: Jun 30 1997

EO

20

object	Description	Total	Projects		Personal	Maintenance and Operations		
			Construction	Other		Operating	Travel	Capital
2680 5	Photographs (Repro)	171	0	0	0	171	0	0
2681 1	Photocopy Reimbursement	-754	0	0	0	-754	0	0
2690 1	Legal Services	779,323	344,870	3,425	0	431,028	0	0
2710 1	Physical Exams.	105,036	0	4,354	0	100,682	0	0
2810 1	Freight & Express Charges	175,314	13,487	5,214	0	156,613	0	0
3110		25	0	25	0	0	0	0
3110 1	Uniforms	154,026	316	13,363	0	140,346	0	0
3110 3	Supplies (Other Than Office)	1,690,238	108,805	285,941	0	1,295,493	0	0
3112 1	Antifreeze	23,063	0	-12	0	23,075	0	0
3112 2	Oils & Lubricants	169,578	0	0	0	169,578	0	0
3112 3	Parts & Accessories-Outsd Vend	3,945,823	0	57	0	3,945,766	0	0
3112 4	Parts & Accessories - Inhouse	584,844	0	0	0	584,844	0	0
3112 5	Tires Tubes Chains	617,623	0	0	0	617,623	0	0
3112 6	Supplies Automotive	882,100	0	3,541	0	878,559	0	0
3112 7	Paint (Equipment)	20,937	0	0	0	20,937	0	0
3114 1	Custodial & Laundry Supplies	115,846	0	0	0	115,846	0	0
3115 1	Data Processing Supplies	570,057	303	144,817	0	424,937	0	0
3116 1	Purchased Software	495,617	4,400	428,406	0	62,811	0	0
3117 1	Education & Training Supplies	323,147	0	242,236	0	80,911	0	0
3119 1	Laboratory & Research Supplies	10,232	19	0	0	10,213	0	0
3120 1	Newspapers & Publication Purch	161,989	7,455	74,924	0	79,610	0	0
3121 1	Office Supplies	1,340,398	1,319	60,244	0	1,278,835	0	0
3122 1	Photographs & Photo Supplies	110,496	16,558	10,171	0	83,768	0	0
3123 1	Postage	267,148	13,902	13,831	0	239,415	0	0
3124 1	Printing And Copy Supplies	5,558	0	0	0	5,558	0	0
3126 1	Build Maint Supplies & Matls	964,785	6,982	58,348	0	899,455	0	0
3127 1	Landscapeing Material	597,382	29,613	326,606	0	241,163	0	0
3127 2	Litter Control Supplies	270,091	0	0	0	270,091	0	0
3127 3	Pavement Marking	2,845,512	2,976	200,916	0	2,641,620	0	0
3127 4	Traffic Signs & Materials	3,968,694	-113,501	279,096	0	3,803,099	0	0
3127 5	Weed Killers & Sterilants	793,549	0	23,312	0	770,237	0	0
3127 6	Ice Control Abrasives	6,048,525	0	230,098	0	5,818,427	0	0
3127 7	Road Building Materials	7,282,387	875,411	15,155	0	6,391,821	0	0
3127 8	Road Build Matls From Sal/Sur	3,800	-10,000	0	0	13,800	0	0
3127 9	Road Oil,Lqd Asphalt & Adtvs	8,719,275	1,869,950	5,492	0	6,843,832	0	0
3127 A	Inventory Adjustments	156,005	0	0	0	156,005	0	0
3127 F	Safety Materials & Supplies	680,543	15,141	3,664	0	661,739	0	0
3127 G	Grader & Snow Flow Blades	675,534	0	0	0	675,534	0	0
3127 L	Hwy Light Facs - Inst & Repair	155,351	20,198	0	0	135,153	0	0
3127 M	Supplies Mtce (Not Office)	179,803	65	4,027	0	175,711	0	0
3127 S	Salt/Liquid Deicers	2,109,488	0	30,980	0	2,078,508	0	0
3127 T	Traffic Signals & Equipment	2,083,057	1,374,884	88,074	0	620,099	0	0
3128 1	Expendable Equip Purchases	2,414,180	8,102	709,413	0	1,696,664	0	0
3130 1	Laboratory & Research Supplies	123,549	0	13,617	0	109,932	0	0
3920 1	Propane For Bldg Heat	233,034	0	0	0	233,034	0	0
3920 2	Propane For Road Bldg	84,918	0	0	0	84,918	0	0
3940 1	Light & Power	3,199,110	8,930	1,728	0	3,188,451	0	0
3940 2	Hwy Light Facs - Utilities	1,010,562	6,341	0	0	1,004,221	0	0
3950 1	Diesel Fuel	2,929,034	594	11,040	0	2,917,401	0	0
3950 2	Gasoline	410,478	202	336	0	409,939	0	0
3960 1	Oil - Heating	1,865	134	0	0	1,731	0	0
3970 1	Natural Gas	638,102	0	3,521	0	634,581	0	0
4100		-16,430,281	0	0	0	-16,430,281	0	0
4100 1	Reimb Of Expnditures - Operati	-688,134	0	-5,154	0	-682,980	0	0
4100 2	Reimb Of Expenditures - Travel	925	0	1,215	0	-290	0	0
4100 5	R E /Indirects M & O	-328	0	0	0	-328	0	0

COLORADO DEPARTMENT OF TRANSPORTATION

EO

EXPENDITURES BY OBJECT
June/FINAL, 1997

Run Date: Aug 15 1997
Data Refresh Date: Aug 2 1997
Effective Date: Jun 30 1997

object	Description	Total	----- Projects -----			----- Maintenance and Operations -----		----- Capital -----
			Construction	Other	Personal	Operating	Travel	
4100 6	R E /Indirect-Travel	172,251	0	0	0	172,251	0	0
4100 7	Central Lab Tests	584,594	876,231	1,588	0	-293,225	0	0
4100 8	Allocated Building Maintenance	168,457	1,492	28,259	0	138,706	0	0
4100 A	Indir Cost Allocation-Non Par	5,527,867	15,977,935	-503,257	0	-9,946,811	0	0
4100 B	Indir Cost Allocation-Eligible	-33,614	3,952,354	67,238	0	-4,053,205	0	0
4100 T	Indir Cost Trng	0	0	-727,589	0	727,589	0	0
4110 1	Court Costs Judgements Etc.	244,324	243,405	125	0	794	0	0
4110 3	Damage Claims	-308,921	928	-264,432	0	-45,417	0	0
4110 4	Losses (Theft)	21,430	-256	0	0	21,687	0	0
4111 1	Court Costs Judgements Emp.	9,000	0	0	0	9,000	0	0
4140 1	Membership/Dues	487,014	3,254	254,904	0	228,856	0	0
4150 1	Interest	7,762	0	0	0	7,762	0	0
4170 1	Sign Refunds	5	0	46	0	-41	0	0
4170 2	Misc Fees/License	2,563	0	0	0	2,563	0	0
4180 1	Official Functions	368,215	5,143	121,078	0	241,995	0	0
4210 1	Row Acquisition & Purchase	16,173,602	16,162,977	6,360	0	4,265	0	0
4210 2	Row Relocation Payments	975,633	973,398	0	0	2,235	0	0
4210 3	Row Court Deposits	4,678,218	4,678,218	0	0	0	0	0
4210 4	Row Admin Fee	12,625	12,625	0	0	0	0	0
4210 5	Reimb Of Row Acquisition	-235,812	-235,812	0	0	0	0	0
4220 1	Tuition /Registration Fees	366,417	1,500	12,946	0	351,971	0	0
4221 1	Other Educational Assistance	36,921	0	0	0	36,921	0	0
4240 1	Personnel Moving	32,951	0	178	0	32,774	0	0
5110 1	Grants In Aid - Cities	11,680,841	0	5,778,968	0	5,901,872	0	0
5120 1	Grants In Aid - Counties	15,159,438	0	14,053,293	0	1,106,145	0	0
5180 1	Grants In Aid - Special Dists	9,858,407	0	9,645,400	0	213,007	0	0
5180 2	Grants In Aid - Overmatch	-27,910	0	-27,910	0	0	0	0
5410 1	Traf Contl Device Maint Agrs	2,381,018	0	0	0	2,381,018	0	0
5410 2	Highway Maint Agrs - Cities	838,037	0	0	0	838,037	0	0
5420 1	Highway Maint Agrs - Counties	139,875	0	0	0	139,875	0	0
5771 1	Grants In Aid - State Agencies	964,561	0	952,511	0	12,050	0	0
6110 1	Admin Maint&Equip Depots(Bldg)	176,612	0	176,612	0	0	0	0
6110 2	Building Improvements	794,261	43,767	733,939	0	0	0	16,555
6210		0	0	0	0	0	0	0
6210 1	Adp Equipment	1,823,254	0	-12	0	0	0	1,823,266
6220 1	Office Furniture & Equipment	16,375	0	0	0	0	0	16,375
6230 1	Heavy Equip F/Maint & Constr	7,445,770	255,098	349,407	0	0	0	6,841,265
6260 1	Laboratory Research Equipment	317,762	0	0	0	0	0	317,762
6280		-48,724	0	0	0	0	0	-48,724
6280 1	Isf Expend Other Equipment	171,056	0	0	0	0	0	171,056
6280 2	Engineering Equipment	28,495	0	0	0	0	0	28,495
6280 5	Miscellaneous Equipment	254,327	0	137,583	0	0	0	116,744
6280 6	Photo Equip.Projects,Viewers	36,253	0	3,977	0	0	0	32,276
6280 7	Shop Equipment	15,782	0	0	0	0	0	15,782
6280 8	Proj Purch/Asgn Eqpt	48,500	0	48,500	0	0	0	0
7130 1	Prior Period Adjustment	535,840	0	0	0	535,840	0	0
7130 2	Cdot-Inter Funds Transfers	95,893,467	0	0	0	95,893,467	0	0
7210 1	Indirect Dept Of Admin	1,476,171	0	0	0	1,476,171	0	0
7214 1	Governors Office Charge	1,040,882	0	0	0	1,040,882	0	0
7410		671,109	0	0	0	671,109	0	0
7520		33,880,599	0	0	0	33,880,599	0	0
7520 1	Project Indirect	-16,409,594	0	0	0	-16,409,594	0	0
7520 2	Ce Pool Transfer	0	21,341,386	0	0	-21,341,386	0	0
7520 3	Ce Pool Allocate	0	0	0	0	0	0	0
7520 8	Mtr Pool Usq Recov	-20,687	0	0	0	-20,687	0	0
7729 1	Indirect Revenue Dept	59,760	0	0	0	59,760	0	0

COLORADO DEPARTMENT OF TRANSPORTATION

EO

EXPENDITURES BY OBJECT
June/FINAL, 1997

Run Date: Aug 15 1997
Data Refresh Date: Aug 2 1997
Effective Date: Jun 30 1997

22

object	Description	Total	Projects		Maintenance and Operations			Capital
			Construction	Other	Personal	Operating	Travel	
8110 1	Indirect Cost Charge	48,423	0	29,035	0	19,388	0	0
8110 2	Loan E-470	4,000,000	4,000,000	0	0	0	0	0
9100 1	Reduction Of Fixed Assets	4,892,234	0	0	0	4,892,234	0	0
Report Total		758,415,562	413,380,671	62,001,277	127,748,081	144,882,269	1,072,409	9,330,853

COLORADO DEPARTMENT OF TRANSPORTATION

EXPENDITURES BY FUNCTION
June/FINAL, 1997

Run Date: Aug 15 1997
Data Refresh Date: Aug 2 1997
Effective Date: Jun 30 1997

EF

Func	Description	Total	----- Projects -----		----- Maintenance and Operations -----			Capital
			Construction	Other	Personal	Operating	Travel	
		25	0	25	0	0	0	0
0000	Represents Blank Func Field	-676	0	678	-678	-676	0	0
0001	Local Government	98,742	0	98,742	0	0	0	0
0010	Adams County	598,431	0	598,431	0	0	0	0
0011	Alamosa County	140,400	0	140,400	0	0	0	0
0013	Archuleta County	497,856	0	497,856	0	0	0	0
0014	Baca County	302,553	0	302,553	0	0	0	0
0015	Bent County	175,083	0	175,083	0	0	0	0
0016	Boulder County	107,332	0	107,332	0	0	0	0
0017	Chaffee County	123,179	0	123,179	0	0	0	0
0018	Cheyenne County	282,510	0	282,510	0	0	0	0
0020	Conejos County	205,880	0	205,880	0	0	0	0
0021	Costilla County	136,492	0	136,492	0	0	0	0
0024	Delta County	170,715	0	170,715	0	0	0	0
0027	Douglas County	410,729	0	410,729	0	0	0	0
0029	El Paso County	391,843	0	391,843	0	0	0	0
0030	Freemont County	541,075	0	541,075	0	0	0	0
0031	Garfield County	3,158	0	3,158	0	0	0	0
0033	Grand County	372,034	0	372,034	0	0	0	0
0034	Gunnison County	442,118	0	442,118	0	0	0	0
0035	Hinsdale County	135,720	0	135,720	0	0	0	0
0036	Huerfano County	217,600	0	217,600	0	0	0	0
0041	Lake County	60,000	0	60,000	0	0	0	0
0042	La Plata County	187,730	0	187,730	0	0	0	0
0043	Larimer County	845,206	0	845,206	0	0	0	0
0044	Las Animas County	355,424	0	355,424	0	0	0	0
0045	Lincoln County	410,101	0	410,101	0	0	0	0
0046	Logan County	546,156	0	546,156	0	0	0	0
0047	Mesa County	149,944	0	149,944	0	0	0	0
0048	Mineral County	31,488	0	31,488	0	0	0	0
0050	Montezuma County	112,503	0	112,503	0	0	0	0
0051	Montrose County	151,760	0	151,760	0	0	0	0
0052	Morgan County	368,996	0	368,996	0	0	0	0
0053	Otero County	63,380	0	63,380	0	0	0	0
0054	Ouray County	176,400	0	176,400	0	0	0	0
0056	Phillips County	34,731	0	34,731	0	0	0	0
0057	Pitkin County	262,590	0	262,590	0	0	0	0
0058	Prowers County	361,040	0	361,040	0	0	0	0
0059	Pueblo County	222,593	0	222,593	0	0	0	0
0061	Rio Grande County	166,212	0	166,212	0	0	0	0
0062	Routt County	220,397	0	216,397	0	4,000	0	0
0064	San Miguel County	318,960	0	318,960	0	0	0	0
0065	San Juan County	4,414	0	4,414	0	0	0	0
0066	Sedgewick County	220,691	0	220,691	0	0	0	0
0068	Teller County	92,567	0	92,567	0	0	0	0
0069	Washington County	203,962	0	203,962	0	0	0	0
0070	Weld County	2,148,625	0	2,148,625	0	0	0	0
0071	Yuma County	136,300	0	136,300	0	0	0	0
0072	Eagle County	93,047	0	93,047	0	0	0	0
0100	Town Of Aguilar	51	0	0	0	51	0	0
0101	Town Of Akron	2,150	0	2,150	0	0	0	0
0102	City Of Alamosa	100,000	0	100,000	0	0	0	0
0125	City Of Brighton	-103,421	0	-103,421	0	0	0	0
0148	City Of Cortez	28,899	0	28,899	0	0	0	0
0160	Town Of Del Norte	48	0	0	0	48	0	0
0162	City Of Denver	3,756,031	0	3,756,031	0	0	0	0

COLORADO DEPARTMENT OF TRANSPORTATION

EXPENDITURES BY FUNCTION
June/FINAL, 1997

Run Date: Aug 15 1997
Data Refresh Date: Aug 2 1997
Effective Date: Jun 30 1997

EF

24

Func	Description	Total	----- Projects -----		----- Maintenance and Operations -----			Capital
			Construction	Other	Personal	Operating	Travel	
0167	City Of Durango	29,905	0	29,905	0	0	0	0
0200	City Of Glenwood Springs	311	0	0	0	311	0	0
0204	Town Of Granby	270	0	0	270	0	0	0
0210	City Of Greenwood Village	33	0	0	0	33	0	0
0232	Town Of Julesburg	8,160	0	8,160	0	0	0	0
0242	City Of La Junta	19,098	0	19,098	0	0	0	0
0249	City Of Las Animas	50,000	0	50,000	0	0	0	0
0254	City Of Longmont	40,000	0	40,000	0	0	0	0
0255	Town Of Log Lane Village	36	0	0	0	36	0	0
0256	City Of Loveland	35,542	0	35,542	0	0	0	0
0263	Town Of Manzanola	3	0	0	0	3	0	0
0287	Town Of Ophir	2,305	0	0	2,305	0	0	0
0300	Town Of Pitkin	51,200	0	51,200	0	0	0	0
0304	City Of Pueblo	640,831	0	640,831	0	0	0	0
0336	City Of Steamboat	31,844	0	31,844	0	0	0	0
0337	City Of Sterling	6,571	0	6,571	0	0	0	0
0355	Town Of Wellington	11,679	0	11,679	0	0	0	0
0365	Town Of Wray	26,490	0	26,490	0	0	0	0
1020	Large Systems	865,202	0	385,091	0	315,260	0	164,851
1021	Lan Systems	243,454	0	99,211	0	0	0	144,243
1022	Desktop Systems	1,286,931	0	891,843	0	-260,191	0	655,278
1023	Network Devices	705,511	0	84,086	0	4,000	0	617,425
1100	Administration	25,435,102	0	290	12,728,574	12,429,292	162,279	114,667
1101	Is/Telephone	-105,465	0	-105,465	0	0	0	0
1102	Is Center Application Support	4,621,745	0	4,615,177	0	-594	7,162	0
1108	Service Awards	2,305	0	0	0	2,305	0	0
1110	Annual Leave Paid At Death	165,435	0	0	112,641	52,794	0	0
1120	Office Bldg Maintenanc	2,431,355	0	29,722	988,224	1,412,487	923	0
1129	Cofrs Training	708	0	0	708	0	0	0
1151	Ad Notices	254	0	183	0	71	0	0
1158	Special Projects-Oes	5,054	0	4,942	0	113	0	0
1178	Employee Council	21,685	0	0	18,040	1,830	1,815	0
1180	Mgmt Study/Reengineering	278,503	0	976	238,470	37,339	1,718	0
1200	District Office Engineering	-15,741,878	0	5,766	3,140,629	-18,977,549	89,276	0
1205	Region-Stip/Tip Management	57,376	0	0	57,334	0	42	0
1206	Region-Long Range	25,835	0	0	25,835	0	0	0
1207	Region-Bicycle Program	149	0	0	149	0	0	0
1210	Region-Oversize/Overweight Trk	78,448	0	0	78,304	144	0	0
1211	Region-All Other Permit Actvts	469,108	0	0	468,674	275	159	0
1217	Region-Traffic Services	75,172	0	0	74,531	116	526	0
1220	Region-Administrative Support	474,423	0	0	463,112	2,310	9,001	0
1221	Region-Engineering Bus Support	453,430	0	0	450,851	2,207	373	0
1222	Region-Maintenance Bus Support	607,527	0	0	601,134	6,309	84	0
1225	Region-Information Systems	307,255	0	0	290,732	11,200	5,323	0
1230	Region-Eeo-Internal (Staff)	210,434	0	0	204,206	3,234	2,994	0
1235	Region-Outdoor Advertising	1,072	0	0	878	0	194	0
1236	Region-Tods	1,274	0	0	1,274	0	0	0
1245	Region-Special Events	12,169	0	0	12,169	0	0	0
1246	Region-Legislative Inquiries	2,497	0	0	0	2,175	322	0
1300	Central Office Engineering	5,155,680	0	6,434	3,909,074	1,174,634	65,538	0
1301	Annual Transportation Conf	2,886	0	0	2,886	0	0	0
1302	Util Accom Hwy Row/Tsk Force	3,036	0	0	3,036	0	0	0
1305	Non-Proj Environmental Work	18,074	0	0	17,653	29	392	0
1306	Rule Revision	19,448	0	0	19,107	340	0	0
1310	R O W	326,597	0	0	248,373	72,473	5,752	0
1314	Standards & Specs	-6,736	0	0	8,983	-15,719	0	0

COLORADO DEPARTMENT OF TRANSPORTATION

EXPENDITURES BY FUNCTION
June/FINAL, 1997

Run Date: Aug 15 1997
Data Refresh Date: Aug 2 1997
Effective Date: Jun 30 1997

EF

Func	Description	Total	----- Projects -----		----- Maintenance and Operations -----			
			Construction	Other	Personal	Operating	Travel	Capital
1321	Signing & Traffic Control	2,641	0	0	0	2,641	0	0
1326	Reports/Corres & Questionairs	4,320	0	0	4,552	-232	0	0
1327	Manuals & Directives	73,874	0	0	74,957	-1,083	0	0
1329	Inspection Program	199,310	0	200,907	0	0	0	0
1330	Training Program	40,868	0	4,530	3,838	32,500	0	0
1334	Scheduled Meetings	4,529	0	0	0	1,261	3,268	0
1335	Pre-Qualification	11,252	0	0	11,252	0	0	0
1337	Cqi Training	3,647	0	1,364	2,112	171	0	0
1342	Property Management	39,843	0	0	38,606	1,222	15	0
1343	Subdivision Review	131,993	0	0	131,981	0	12	0
1344	Row (Disposal, Disputes)	102,270	0	0	101,728	33	510	0
1345	Permits (Utility)	60,784	0	0	60,775	9	0	0
1347	Planning (Tip'S,A-95 Reviews)	79,255	0	0	78,716	0	539	0
1350	Traffic Engineering Support	670,008	0	0	577,036	69,104	5,954	17,915
1351	Traffic Engineering Managemen	971,651	0	808,926	82,306	79,383	1,036	0
1353	Legal	12,848	0	0	0	12,378	471	0
1356	Cntr&Agrmnt(Non-Prj Relate)	14,819	0	0	14,819	0	0	0
1360	Ident & Surveil Acc'T Locs	892	0	0	892	0	0	0
1361	Speed Zoning Studies	394,344	0	0	375,128	1,239	17,976	0
1362	No Passing Zone Studies	642	0	0	642	0	0	0
1364	Traffic Sig; Warr Stdy& Desg	19,241	0	0	19,241	0	0	0
1366	Codes & Laws & Mutcd Reveiw	54,550	0	0	55,000	-450	0	0
1368	Accident Coding & Sfty Study	319,151	0	0	319,001	150	0	0
1370	Row Survey Support	808	0	0	808	0	0	0
1371	Row Plans/Agrmts/Legal Docs	93,400	0	0	55,696	37,565	138	0
1373	Aprsl'S & Reviews	99,922	0	0	98,212	1,520	191	0
1374	Relocation Assistance	523	0	0	0	0	523	0
1379	Row Computer Support	1,356	0	0	1,356	0	0	0
1380	Metric Activity	18,086	0	0	18,086	0	0	0
1382	Sd Developer Reviews	43,828	0	0	43,796	32	0	0
1383	Task Force/Committee	74,202	0	0	73,640	33	530	0
1384	Person Mgmt/Pace/Pdq	49,188	0	0	49,188	0	0	0
1385	Process Reviews(By/On Unt)	86,748	0	0	85,268	0	1,480	0
1386	Cad Library	2,493	0	0	2,493	0	0	0
1387	Unit/Branch/Staff Meetings	51,605	0	0	51,524	45	37	0
1388	Sd Program Support-I	83,785	0	0	83,785	0	0	0
1389	Sd Program Support-Ii	101,668	0	0	107,742	-6,074	0	0
1390	Sd Program Support Iii	123,866	0	0	123,866	0	0	0
1391	Sd Program Support Iv	39,712	0	0	39,712	0	0	0
1392	Sd Program Support V	29,528	0	0	29,528	0	0	0
1393	Sd Project Support I	73	0	0	0	0	73	0
1394	Sd Project Support Ii	53,033	0	0	53,033	0	0	0
1395	Sd Project Support-Iii	40,387	0	0	40,387	0	0	0
1396	Sd Project Support Iv	8,933	0	0	8,933	0	0	0
1397	Sd Project Support V	17,177	0	0	17,177	0	0	0
1400	Director Transport Development	273,995	0	196,387	116	75,880	1,611	0
1401	Istea Mgmt System	1,010,821	0	1,008,924	0	589	1,308	0
1405	Program Support Branch	5,393	0	0	0	5,393	0	0
1406	Stip Development	100,017	0	0	41,530	55,340	3,148	0
1409	Visual Communications	208,628	0	207,387	0	0	1,242	0
1410	Business Office	75,888	0	75,888	0	0	0	0
1411	Business Development	333,364	0	151,428	153,041	24,803	4,092	0
1412	Facilities Development	12,228	0	12,228	0	0	0	0
1414	Map Sales	-3,549	0	0	0	-3,549	0	0
1415	Map Sales	5,470	0	0	0	5,470	0	0
1416	Travel Map	-73,461	0	-73,461	0	0	0	0

COLORADO DEPARTMENT OF TRANSPORTATION

EXPENDITURES BY FUNCTION
June/FINAL, 1997

Run Date: Aug 15 1997
Data Refresh Date: Aug 2 1997
Effective Date: Jun 30 1997

EF

26

Func	Description	Total	Projects		Maintenance and Operations			Capital
			Construction	Other	Personal	Operating	Travel	
1417	Geographic Info Systems	290,590	0	288,489	0	780	1,321	0
1420	Gis System Management	8	0	0	0	8	0	0
1421	Data Collection	453,581	0	453,246	0	335	0	0
1425	Traffic Analysis	216,090	0	215,024	0	1,066	0	0
1426	Data Collection	20	0	20	0	0	0	0
1428	Truck Program	715,622	0	492,251	180,732	40,200	2,438	0
1433	Data Management	418,657	0	416,594	0	2,063	0	0
1439	10 Year Plans	8,400	0	8,400	0	0	0	0
1440	Program Mgmt Branch	95	0	0	0	95	0	0
1441	Regional Planning	299,549	0	298,142	0	585	822	0
1445	Bicycle Program	187,767	0	182,179	0	4,293	1,295	0
1446	Corridor Development	173,120	0	171,480	0	1,049	592	0
1450	Statewide Planning	619,551	0	359,594	195,896	54,760	9,301	0
1451	Urban Planning	291,352	0	290,261	0	358	733	0
1452	Small Urbanized Planning	54	0	0	0	54	0	0
1454	Environmental Support	42,360	0	42,360	0	0	0	0
1455	Economic Analysis	26	0	26	0	0	0	0
1456	Rideshare	2,250,448	0	2,250,212	236	0	0	0
1457	Tdm-Trans Demand Mgmt	62,661	0	61,273	0	300	1,088	0
1458	Policy And Issues Analysis	187,851	0	0	160,289	13,200	10,861	3,500
1460	Intelligent Transp System	172,212	0	109,710	60,775	745	982	0
1470	Miramat	312	0	0	312	0	0	0
1471	Technology Transfer	101,118	0	97,123	0	540	3,455	0
1495	Annual Hwy Conference	363	0	0	363	0	0	0
1496	Structures Research	191,469	0	171,874	0	19,629	-34	0
1505	Enterprise	612,148	0	612,148	0	0	0	0
1506	R T A P	183,220	0	183,025	0	195	0	0
1510	Urban Mass Trans Admin Us Dot	3,913,148	0	3,912,149	967	32	0	0
1527	Multi-Modal Research	184,255	0	9,255	0	175,000	0	0
1528	Eval Experimental Features	4,747	0	4,747	0	0	0	0
1529	Pavement Research	192,478	0	189,054	355	334	2,735	0
1532	Shrp Data Coll/Analysis	117,888	0	117,888	0	0	0	0
1535	Environmental Research	194,039	0	172,289	0	21,231	519	0
1539	Ibc Median Barrier	245	0	0	245	0	0	0
1544	Rail Planning-Admin	340,438	0	334,388	351	2,575	3,124	0
1551	Denver-Boulder Cog	1,550,368	0	1,550,368	0	0	0	0
1552	Pueblo Cog	114,017	0	114,017	0	0	0	0
1553	Colorado Springs Cog	431,152	0	431,152	0	0	0	0
1554	Grnd Jctn C.O.G.	69,796	0	69,796	0	0	0	0
1555	Larimer Weld C.O.G.	175,274	0	175,274	0	0	0	0
1570	Research Coordination	272,656	0	267,127	0	3,205	2,324	0
1572	Peak Runoff Prediction	30,000	0	0	0	30,000	0	0
1597	Safety Research	20,264	0	20,264	0	0	0	0
1599	Alternately Funded Research	43,957	0	43,237	720	0	0	0
1600	Div Of Aviation	2,030,417	0	202,827	236,666	1,571,479	19,445	0
1601	Aviation Gas Tax	115,785	0	0	0	115,785	0	0
1602	Aviation Jet Fuel Tax	452,813	0	0	0	452,813	0	0
1603	Aviation Sales Tax	5,404,315	0	0	0	5,404,315	0	0
1608	Discretionary Grants Adm	12,047	0	12,000	0	47	0	0
2000	Central Office - Staff Maint.	746,890	0	4,227	590,292	143,488	8,884	0
2001	Staff Mtce - Occup Safety	42,223	0	0	3,707	34,912	3,604	0
2002	Staff Mtce - Eqpt Mgmt System	2,759	0	0	0	2,690	69	0
2010	District Office - Maint Supt	3,678,895	0	100,469	2,260,366	1,249,947	59,018	9,095
2011	Access Permits	371,187	0	3,385	366,667	199	935	0
2012	Access Code-Legal	129,678	0	0	41,013	88,355	310	0
2013	Access Permits - Sign/Stripe	30,986	0	0	30,969	17	0	0

COLORADO DEPARTMENT OF TRANSPORTATION

EXPENDITURES BY FUNCTION
June/FINAL, 1997

Run Date: Aug 15 1997
Data Refresh Date: Aug 2 1997
Effective Date: Jun 30 1997

EF

Func	Description	Total	----- Projects -----			----- Maintenance and Operations -----		
			Construction	Other	Personal	Operating	Travel	Capital
2014	Access Program Admin-General	20,369	0	0	19,884	0	485	0
2015	Limited Duty	177,086	0	67	177,020	0	0	0
2020	Dist Office Bldg Maint	3,706,490	0	65,925	859,676	2,767,937	12,953	0
2022	Hazard Material Training	337	0	0	0	337	0	0
2024	Truck Rodeo	284,285	0	379	248,083	17,092	18,731	0
2030	Field Supervision (Foremen)	5,157,033	0	0	5,150,125	1,465	5,444	0
2040	Mms Work	44,682,811	0	887,650	41,335,649	2,411,804	47,707	0
2100	Planning & Scheduling (Pers)	11,531	0	0	10,201	1,330	0	0
2150	Roadway Surface	14,265,796	2,214,591	0	18,296	11,981,139	51,770	0
2200	Roadside Facilities (Oper Only)	2,287,825	1,102,543	0	8,812	1,173,730	2,739	0
2250	Landscaping Items (Oper Only)	816,543	21,857	0	70	794,390	226	0
2300	Traffic Services	11,786,513	1,245,665	0	1,544,199	8,853,422	143,227	0
2301	Sign Matls Mtce Sec 1	-145	0	0	0	-145	0	0
2302	Sign Matls Mtce Sec 2	-286	66	0	0	-352	0	0
2303	Sign Matls Mtce Sec 3	1,241	638	0	0	603	0	0
2304	Sign Matls Mtce Sec 4	40	0	0	432	-392	0	0
2305	Sign Matls Mtce Sec 5	17	0	0	0	17	0	0
2307	Sign Matls Mtce Sec 7	-320	0	0	0	-320	0	0
2350	Structure Maintenance (Oper Only)	214,234	16,603	0	6,782	186,769	4,080	0
2355	Sign Shop Operation	1,557,104	0	0	309,242	1,247,863	0	0
2400	Snow & Ice Control (Oper Only)	11,416,217	0	186,054	1,245,511	9,981,612	3,040	0
2450	Material Equipment Buildings	304,845	0	45,670	7,682	251,492	0	0
2452	Site Assmnt Of Undrgrnd Tanks	75,470	0	75,470	0	0	0	0
2453	Site Corr Undergrnd Tanks	-50,782	0	-50,385	-397	0	0	0
2454	Rplc/Rmv/Upgrd Undrgrd Tanks	-7,069	0	0	0	-7,069	0	0
2455	Above Ground Tank-Activity	1,600	0	0	0	1,600	0	0
2456	Contaminated Soil Clean-Up	28,425	0	27,541	0	884	0	0
2500	Tunnel (Oper Only)	2,313,262	0	472,046	340,930	1,498,052	2,234	0
2550	Betterment Work (Oper Only)	211	0	0	0	211	0	0
2551	Arapahoe Cnty Airport Auth	17,567	0	0	0	17,567	0	0
2553	Front Range Airport Auth	41,203	0	41,203	0	0	0	0
2555	Jefferson Cnty Airport Auth	25,000	0	25,000	0	0	0	0
2556	Montrose Cnty Airport Auth	71,029	0	71,029	0	0	0	0
2558	Walker Field Airport Auth	186,757	0	180,969	0	5,788	0	0
2600	Emergency Rpr/Restr (Oper Only)	74,622	0	0	389	74,234	0	0
2700	Mp Contr Pymt-Roadway Surface	469	385	0	85	0	0	0
2706	Mp Contr Pymt-Matl Equip Bldg	1,700	1,700	0	0	0	0	0
2707	Mp Contr Pymt-Betterment Work	40,000	40,000	0	0	0	0	0
2708	Mp Contr Pymt-Emergncy Rpr&Con	2,016	0	0	2,016	0	0	0
2802	Outdoor Advertising Control	221,900	0	796	215,429	5,089	586	0
2803	Tourist Information Center	697	0	0	697	0	0	0
2804	Specific Info Signs-Admin	32,149	0	0	31,863	286	0	0
2805	Specific Inform Sign Maint	7,974	0	0	7,162	812	0	0
2806	Junkyards Program	5,423	0	0	5,423	0	0	0
2807	Transport Permits - Admin.	351,215	0	46,849	263,001	40,323	1,043	0
2834	Tods Process & Admin	28,901	0	0	27,952	121	828	0
2835	Tods Admin, M & O	114	0	0	114	0	0	0
2900	Damage Claim Repairs(Matl&Eqp)	-306,153	0	-29	-387	-305,737	0	0
2901	N/C-Able Tools Materials	1,593,310	0	183,112	20,444	1,388,478	1,276	0
2903	Maint Work By Agrmt/Contract	3,393,920	0	16,513	0	3,377,407	0	0
2916	Equipment Rental	1,268	0	1,222	0	46	0	0
2917	Preliminary Engineering	296,673	289,842	0	6,521	8	302	0
2918	Engrg. (Mprojs) Inspections	7,671	520	0	7,037	115	0	0
2919	Const Engr (Mprojs)	121,168	121,168	0	0	0	0	0
2932	Rd Equip. Operating Costs(Isf)	16,907,038	0	15,541	4,397,182	12,487,863	2,757	3,695
3000	Preliminary Engineering	17,411	13,441	0	3,488	482	0	0

COLORADO DEPARTMENT OF TRANSPORTATION

EF

EXPENDITURES BY FUNCTION
June/FINAL, 1997

Run Date: Aug 15 1997
Data Refresh Date: Aug 2 1997
Effective Date: Jun 30 1997

28

Func	Description	Total	Projects		Maintenance and Operations			Capital
			Construction	Other	Personal	Operating	Travel	
3010	Planning & Programming	77,459	71,470	0	6,235	-246	0	0
3015	Location Studies	14,526,450	14,551,962	0	8,207	-33,780	61	0
3020	Final Design	32,441,156	32,323,482	0	57,145	60,010	520	0
3099	Indirect Cost - Pe	8,019,633	8,016,668	0	0	2,965	0	0
3100	Right Of Way	413	0	0	0	413	0	0
3109	Relocation Payments	974,876	973,398	0	0	1,159	320	0
3111	Acquisition	14,914,028	14,914,028	0	0	0	0	0
3114	Incidental Exps-Acqtn Relctn	4,079,109	4,072,970	0	0	6,139	0	0
3116	R.O.W. Disputes & Litigation	5,350,750	5,339,973	0	4,432	6,345	0	0
3199	Indirect Cost - Row	1,239,784	1,239,311	0	0	473	0	0
3200	Construction Engineering	27,860,230	27,633,428	0	21,422,024	-21,316,569	121,346	0
3299	Indirect Cost - Ce	11,639,058	10,674,638	0	0	964,421	0	0
3300	Constr Pmts - Bid Contracts	346,451,648	254,287,393	0	3,252	92,161,003	0	0
3301	Constr Pmts - Force Account	22,613,123	22,613,123	0	0	0	0	0
3302	Constr Pmts-Agreed Unit Price	5,846,590	5,840,001	0	0	6,589	0	0
3303	Construction-Mtce Forces	454,849	434,493	0	11,990	7,651	715	0
3401	Scenic Byways Program	942,326	0	942,326	0	0	0	0
3402	Enhancements (Not For Const)	684,240	0	684,109	0	131	0	0
3403	Feasibility Study Project	2,273,087	0	2,273,087	0	0	0	0
3404	Spec Purpose/Non-Rdwy Surface	2,046,056	0	2,043,795	896	1,364	0	0
3925	Mgt Traing Courses & Seminars	23,386	0	0	23,386	0	0	0
3926	Tech Training Courses & Sems	2,892,542	0	678,827	1,946,314	162,254	105,147	0
3927	Safety Traing Courses & Sems	581,648	0	4,176	548,853	22,119	6,501	0
3980	Eeo External (Contractors)	1,079,701	0	894,904	176,784	5,541	2,472	0
3987	Project Utilities Railroad	3,102,416	3,102,416	0	0	0	0	0
3988	Project Utilities - All Othr	2,220,214	2,220,214	0	0	0	0	0
3989	Cost Audits	410,996	1,361	25,542	383,253	840	0	0
3990	Disputes Prior To Legal Actio	33,936	0	0	33,936	0	0	0
3991	Defense Of Legal Action	20,091	1,641	0	18,419	31	0	0
3999	Indir Cost Allocation-Eligibl	1,038,732	-315	-1,163,631	11,420,354	-9,217,676	0	0
4002	Capital Equipment	7,894,213	0	233,769	0	76,815	0	7,583,629
4003	Purch/Renovation Of Property	1,670,878	0	1,639,472	0	14,851	0	16,555
4005	Service Station Operation	258	0	0	0	258	0	0
4020	Dist Off Bldging Maint.	284	0	0	284	0	0	0
4200	Div Of Communication Operation	647	0	0	0	647	0	0
4500	Stockroom Operation	18,464,784	0	0	922,179	17,539,778	2,827	0
4914	Auto Maintenance Operation	20	0	0	0	20	0	0
6700	Administrative Leave-Authorize	128,063	0	0	128,063	0	0	0
6701	Funeral Leave	360,530	0	3,126	357,403	0	0	0
6702	Jury Duty Leave	47,859	0	166	47,693	0	0	0
6703	Court Leave	8,610	0	34	8,577	0	0	0
6705	Military Leave(W/Pay 15 Days)	41,935	0	0	41,935	0	0	0
6707	Educational	11,488	0	0	11,488	0	0	0
6709	Other	596,835	0	7,759	589,076	0	0	0
6711	Annual Leave	687,488	0	33,696	653,770	22	0	0
6712	Annual Leave-Fml Employee	16,556	0	0	16,556	0	0	0
6713	Annual Leave-Fml Family	15,607	0	1,096	14,512	0	0	0
6715	Sick Leave	257,378	0	11,918	245,459	0	0	0
6716	Sick Leave-Family	32,539	0	1,546	30,993	0	0	0
6717	Sick Leave-Fml Employee	7,215	0	37	7,178	0	0	0
6718	Sick Leave Fml-Family	10,459	0	0	10,459	0	0	0
6720	Holiday	377,544	0	22,878	354,666	0	0	0
6721	Holiday-Alternative	2,286	0	0	2,286	0	0	0
6722	Holiday-Fml Employee	1,097	0	0	1,097	0	0	0
6725	Injury Leave	143,400	0	0	143,400	0	0	0
6726	Injury Leave-Fml	304,131	0	0	304,131	0	0	0

EXPENDITURES BY FUNCTION
June/FINAL, 1997

Run Date: Aug 15 1997
Data Refresh Date: Aug 2 1997
Effective Date: Jun 30 1997

EF

Func	Description	Total	----- Projects -----			----- Maintenance and Operations -----		Capital
			Construction	Other	Personal	Operating	Travel	
6744	Annual Leave-Injury On The Job	238	0	0	238	0	0	0
6746	Sick Leave-Injury On The Job	2,659	0	0	2,659	0	0	0
6765	Authorized Leave	368	0	0	0	368	0	0
7000	Grants In The Div Tran Devel	296	0	296	0	0	0	0
7001	Non-Specific	248,285	0	248,285	0	0	0	0
7101	Livermore Undrgrd Strg Tank	4,146	0	4,146	0	0	0	0
7102	Ft Collins Undrgrd Strg/Cdot	2,701	0	2,701	0	0	0	0
7103	Cameron Pass Undgrd Strg Tank	92	0	92	0	0	0	0
7105	Loveland Undrgrnd Strg Tank	7,427	0	7,427	0	0	0	0
7106	Drake Undrgrnd Storeage Tank	6,868	0	6,868	0	0	0	0
7109	Longmont Undrgrd Strge Tank	14,563	0	14,563	0	0	0	0
7115	Mead Undergrnd Storeage Tank	66,226	0	66,226	0	0	0	0
7117	Greeley-West Ungrd Strg Tank	3,973	0	3,973	0	0	0	0
7118	Wellington Undrgrd Strg Tank	551	0	551	0	0	0	0
7128	New Raymer Undrgrd Strg Tank	6,541	0	6,541	0	0	0	0
7132	Crook Undrgrnd Strge Tank	6,075	0	6,075	0	0	0	0
7134	Ovid Undrgrnd Storeage Tank	16,455	0	16,455	0	0	0	0
7136	Holyoke Undrgrnd Strge Tank	4,843	0	4,843	0	0	0	0
7139	Wray Undergrd Storeage Tank	6,662	0	6,662	0	0	0	0
7148	Stoneham Undrgrd Strg Tank	6,658	0	6,658	0	0	0	0
7152	Sterling-East Undrgrnd Strge	6,685	0	6,685	0	0	0	0
7177	Former Sterling Maint. Facilit	6,194	0	6,194	0	0	0	0
7190	Greeley-Main Undrgrd Strg Tank	2,404	0	2,404	0	0	0	0
7197	Johnstown Undrgrd Strg Tank	6,595	0	6,595	0	0	0	0
7205	Loma Undrgrd Storeage Tank	102	0	102	0	0	0	0
7208	Debeque Undrgrd Strg Tank	4,827	0	4,827	0	0	0	0
7210	Rifle Undrgrd Strge Tank	2,063	0	2,063	0	0	0	0
7216	Aspen Undrgrd Strg Tank	323	0	323	0	0	0	0
7218	Wolcott Undrgrd Strge Tank	613	0	613	0	0	0	0
7220	Dowd Jct Undrgrd Strg Tank	21,553	0	21,553	0	0	0	0
7222	Twin Lakes Undrgrd Strg Tank	12,825	0	12,825	0	0	0	0
7225	Gunnison Maintenance Facility	4,770	0	4,770	0	0	0	0
7232	Crawford Undrgrd Strg Tank	797	0	797	0	0	0	0
7270	Dowd Jct Undrgrd Strg Tnk/Csp	432	0	432	0	0	0	0
7272	Garnet Mesa Undrgrd Strg Tank	557	0	557	0	0	0	0
7301	Dove Crk Undgrd Strg Tank	958	0	958	0	0	0	0
7304	Hesperus Undgrd Strg Tank	19,173	0	19,173	0	0	0	0
7306	Pagosa Spgs Ungrnd Strg Tank	2,326	0	2,326	0	0	0	0
7307	Wolf Crk Pass/W Undrgrd Strge	4,977	0	4,977	0	0	0	0
7312	Cascade Undgrd Storage Tank	465	0	465	0	0	0	0
7314	Ouray Undrgrd Strg Tank	5,164	0	5,164	0	0	0	0
7315	Ridgway Undgrd Storage Tank	734	0	734	0	0	0	0
7330	Ignacio Undgrd Strg Tank	548	0	548	0	0	0	0
7332	Bedrock Undrgrd Strg Tank	16	0	16	0	0	0	0
7403	Walensburg Ungrd Strg Tank	34,011	0	34,011	0	0	0	0
7405	Pueblo/So Undrgrd Strg Tank	4,928	0	4,928	0	0	0	0
7406	Rye Undrgrd Strg Tank	1,641	0	1,641	0	0	0	0
7409	Co Spgs Undrgrd Strg Tank	3,749	0	3,749	0	0	0	0
7410	Calhan Undrgrd Strg Tank	15,047	0	15,047	0	0	0	0
7412	Lamar Undrgrd Strge Tank	3,725	0	3,725	0	0	0	0
7415	Granada Undrgrd Strge Tank	5,150	0	5,150	0	0	0	0
7417	Las Animas Undrgrd Strg Tank	3,432	0	3,432	0	0	0	0
7418	Fowler Undrgrd Storeage Tank	10,900	0	10,900	0	0	0	0
7427	Westcliff Undgrnd Strg Tank	6,418	0	6,418	0	0	0	0
7441	Beulah Undgrd Storeage Tank	17	0	17	0	0	0	0
7459	Canon City Undrgrnd Strg Tank	3,672	0	3,672	0	0	0	0

COLORADO DEPARTMENT OF TRANSPORTATION

EXPENDITURES BY FUNCTION
June/FINAL, 1997

Run Date: Aug 15 1997
Data Refresh Date: Aug 2 1997
Effective Date: Jun 30 1997

EF

30

Func	Description	Total	Projects			Maintenance and Operations		Capital
			Construction	Other	Personal	Operating	Travel	
7472	La Veta Undrgrd Strg Tank	271	0	271	0	0	0	0
7474	Woodland Prk Ungrnd Strg Tank	3,347	0	3,347	0	0	0	0
7476	Holly Undrgrd Strg Tank	10,521	0	10,521	0	0	0	0
7490	Pueblo/West Undrgrd Strg Tank	875	0	875	0	0	0	0
7505	A Basin Undrgrd Strg Tank	12,146	0	12,146	0	0	0	0
7506	Arriba Ungrnd Strg Tank	11	0	11	0	0	0	0
7516	Deer Trail Ungrnd Strg Tank	225,442	0	225,442	0	0	0	0
7518	Strasburg Undgrnd Strg Tank	6,067	0	6,067	0	0	0	0
7524	Castle Rock Undgrnd Strg Tank	5,021	0	5,021	0	0	0	0
7527	Morrison Undgrnd Strg Tank	9,425	0	9,425	0	0	0	0
7528	Conifer Ungrnd Strg Tank	15,025	0	15,025	0	0	0	0
7535	Golden(6&40)Ungnd Strg Tank	51,344	0	51,344	0	0	0	0
7537	Blackhawk Undgrnd Strg Tank	12,941	0	12,941	0	0	0	0
7538	Empire Junction	7,594	0	4,969	0	2,625	0	0
7539	Idaho Spgs Ungrnd Strg Tank	5,828	0	5,828	0	0	0	0
7540	Winter Prk Ungrd Strg Tank	16,762	0	16,762	0	0	0	0
7542	Silverthorne Undgrd Strg Tank	11,845	0	11,845	0	0	0	0
7544	Top Of Vail Pass Ungrnd Strg	12,423	0	12,423	0	0	0	0
7550	Berthoud Falls Undgrnd Strg	1,475	0	1,475	0	0	0	0
7558	Shawnee Undgrnd Strg Tank	5,984	0	5,984	0	0	0	0
7590	Aurora(Hq)N Ungrnd Strg Tank	118	0	118	0	0	0	0
7591	Aurora(Hq)S Ungrnd Strg Tank	6	0	6	0	0	0	0
7602	Elk Spgs Ungrnd Strg Tank	16	0	16	0	0	0	0
7604	Maybell Undgrnd Strg Tank	255	0	255	0	0	0	0
7613	Rabbit Ears Pass Undgrnd Strg	2,379	0	2,379	0	0	0	0
7614	Yampa Ungrnd Strg Tank	17,889	0	17,889	0	0	0	0
7700	Alamosa Undgrnd Strg Tank	10,520	0	10,520	0	0	0	0
7701	Ft Garland Ungrnd Strg Tank	3,738	0	3,738	0	0	0	0
7704	Monte Vista Undrgrnd Strg Tank	328	0	328	0	0	0	0
7706	Wolf Crk Pass(E)Undgrd Strg	5,677	0	5,677	0	0	0	0
7713	Fairplay Ungrnd Strg Tank	1,963	0	1,963	0	0	0	0
7716	Johnson Vllge Ungrnd Strg Tnk	56	0	56	0	0	0	0
7724	Manassa Undgrnd Strg Tank	192	0	192	0	0	0	0
7800	Denver(Lab) Ungrnd Strg Tank	3,954,770	0	3,954,349	0	421	0	0
7801	Littleton Ungrnd Strg Tank	5,809	0	5,809	0	0	0	0
7802	Denver(W Annx)Undrgrnd Strg	175	0	175	0	0	0	0
7803	Orchard Rd Undgrnd Strg Tank	6,419	0	6,419	0	0	0	0
7804	Bannock Undgrd Strg Tank	341	0	341	0	0	0	0
7809	Knox Court Ungrnd Strg Tank	134	0	134	0	0	0	0
7810	Havana Undgrnd Strg Tank	22,032	0	22,032	0	0	0	0
7813	Broomfield(Sw121)Undgrd Strg	4,727	0	4,727	0	0	0	0
7815	Golden(Zang)Undgrd Strg Tank	8,256	0	8,256	0	0	0	0
7821	Arvada(Indiana)Undrgrd Strg	15,264	0	15,264	0	0	0	0
7828	Brighton Maintenance Site	7,630	0	7,596	0	34	0	0
7871	Brighton(Jessup)Ungrd Strg Tnk	2,463	0	2,463	0	0	0	0
7872	Broomfield(120th)Ungrd Strg	3,820	0	3,820	0	0	0	0
7876	Morrison(W 285) Undgrnd /Csp	7,649	0	7,649	0	0	0	0
7890	Holly Undgrnd Strg Tank	49	0	49	0	0	0	0
7896	Denver(Garage)Undgrnd Strg Tnk	143,128	0	143,128	0	0	0	0
7901	Eisenhower Tnl Undgrnd Tnk/East	11,855	0	11,855	0	0	0	0
7902	Eisenhower Tnl Undgrnd Tnk/West	9,829	0	9,829	0	0	0	0
8001	Div Of Highway Safety	201,534	0	75,447	87,167	37,688	1,231	0
9115	Nat'L Auto Occu Prot Camp	66,929	0	66,929	0	0	0	0
9301	93 Ots Proj	439	0	439	0	0	0	0
9575	96 Most Contracts	114,146	0	114,146	0	0	0	0
9576	1997 Most Contracts	150,827	0	150,827	0	0	0	0

EF

EXPENDITURES BY FUNCTION
June/FINAL, 1997

Run Date: Aug 15 1997
Data Refresh Date: Aug 2 1997
Effective Date: Jun 30 1997

Func	Description	Total	----- Projects -----			----- Maintenance and Operations -----		Capital
			Construction	Other	Personal	Operating	Travel	
9585	1996 Leaf Contracts	592,135	0	592,135	0	0	0	0
9586	1997 Leaf Contracts	424,802	0	424,802	0	0	0	0
9599	Drug Recognition Expert	7,027	0	7,027	0	0	0	0
9696	Traffic Records Strategic	-10,000	0	-10,000	0	0	0	0
9700	97-402 Suspense	5,123	0	4,818	305	0	0	0
9701	97-402 Plans	472,462	0	472,462	0	0	0	0
9702	97-402 P&A	284,685	0	284,685	0	0	0	0
9703	Csu/Rmits	27,268	0	27,268	0	0	0	0
9704	Traffic Engineer	105,419	0	105,419	0	0	0	0
9706	Csu-Ya	44,023	0	44,023	0	0	0	0
9707	Adams Cty/Boces	42,098	0	42,098	0	0	0	0
9708	Southern Ute	11,304	0	11,304	0	0	0	0
9709	Adams Cty S.D.	65,158	0	65,158	0	0	0	0
9710	Larimer Cty S.D.	67,190	0	67,190	0	0	0	0
9711	Csp-Traffic Enforcement	38,906	0	38,906	0	0	0	0
9713	Pueblo P.D.-T.S.	32,035	0	32,035	0	0	0	0
9714	Csu-Acc Inv	46,887	0	46,887	0	0	0	0
9717	Opr Buckledown	44,547	0	44,547	0	0	0	0
9718	Csp-Op	19,068	0	19,068	0	0	0	0
9719	Den Dept Soc Svcs	7,250	0	7,250	0	0	0	0
9720	Castlewood Fire Dist	1,195	0	1,195	0	0	0	0
9722	Colo Safe Kids	30	0	30	0	0	0	0
9724	Drive Smart	80,025	0	80,025	0	0	0	0
9725	Museum Of Natural History	16,874	0	16,874	0	0	0	0
9729	Opir	68,569	0	68,569	0	0	0	0
9742	Csp-Tcp	2,234	0	2,234	0	0	0	0
9747	97-410-J7	427,176	0	427,176	0	0	0	0
9748	97-408-J6	149,616	0	149,616	0	0	0	0
9749	91 403 Seat Belt Grant	24,501	0	24,501	0	0	0	0
9760	1996-402 Suspense	2,742	0	2,742	0	0	0	0
9761	1996-402 Plans	-272,463	0	-272,530	0	67	0	0
9762	1996-402 P & A	127,463	0	127,463	0	0	0	0
9763	Dre-In Service Trng	-1,999	0	-1,999	0	0	0	0
9764	St Trf/Trans Dev	66,246	0	66,246	0	0	0	0
9765	Law Enforcement	32,708	0	32,708	0	0	0	0
9766	Dre Software Prog	5,000	0	5,000	0	0	0	0
9767	Motorcycle Enforcement	181,551	0	181,551	0	0	0	0
9768	Acc Invest/Recon	42,483	0	42,483	0	0	0	0
9769	Trf Enf Unit-Adams	87,050	0	86,535	515	0	0	0
9770	High Hazard Loc	58,534	0	58,534	0	0	0	0
9771	Com Comm Trf Sfty-Co Spgs	37,992	0	37,992	0	0	0	0
9772	Trauma Sys Dev	3,003	0	3,003	0	0	0	0
9773	Pub Health/Trf Sfty	29,044	0	29,044	0	0	0	0
9774	Enhance Gis/Prob Id	31,127	0	31,127	0	0	0	0
9775	Observational Survey	41,060	0	41,060	0	0	0	0
9776	Remote Data Entry	179,997	0	179,997	0	0	0	0
9777	Car Seat Loaner/Sfty Belt	23,930	0	23,930	0	0	0	0
9778	Operation Buckledown	19,278	0	19,278	0	0	0	0
9779	Safe/Efficient Mvmnt	40,183	0	40,183	0	0	0	0
9780	Adams Cty Head Start	2,983	0	2,983	0	0	0	0
9782	Trf Sfty/Substance Abuse	597	0	597	0	0	0	0
9783	Ne Co Seat Belts	5,560	0	5,560	0	0	0	0
9784	Sfty/Prev Conf	823	0	823	0	0	0	0
9786	Drive Smart	58,131	0	58,131	0	0	0	0
9787	Comm Trf Sfty-Pueblo	48,286	0	48,286	0	0	0	0
9789	Bicycle Helmets Education	2,891	0	2,891	0	0	0	0

COLORADO DEPARTMENT OF TRANSPORTATION

EXPENDITURES BY FUNCTION
June/FINAL, 1997

Run Date: Aug 15 1997
Data Refresh Date: Aug 2 1997
Effective Date: Jun 30 1997

EF

Func	Description	Total	Projects		Maintenance and Operations			
			Construction	Other	Personal	Operating	Travel	Capital
9790	Opir	61,844	0	61,844	0	0	0	0
9791	Museum Of Natural History	28,951	0	28,951	0	0	0	0
9792	Rural Youth	18,337	0	18,337	0	0	0	0
9793	A D A D	48,657	0	48,657	0	0	0	0
9796	Star Mountain	60,124	0	60,124	0	0	0	0
9797	1996-410-J7-Alcohol	259,565	0	259,565	0	0	0	0
9798	96-408-J6-Alcohol	194,474	0	194,474	0	0	0	0
9799	Dre-Prog Mgt Tech Assist	0	0	0	0	0	0	0
Report Total		758,415,562	413,380,671	62,001,277	127,748,081	144,882,269	1,072,409	9,330,853

**STATE OF COLORADO
DEPARTMENT OF TRANSPORTATION
* PROJECT NUMBER INDEX**

PROJECT PREFIX	DESCRIPTION
<i>FEDERAL AID PROJECTS</i>	
ACIM	Advanced Construction
AQC, AQCM	Congestion Mitigation & Air Quality Improvement
AWPM	Regionwide Striping
BD	Write Off Uncollectible Projects (Region 5 & 6)
BR, BRD, BRF, BRM,	Bridge Replacement
BRO, BR-NBIS, BRS	" "
DBE	Supportive Services - DBE Program
DE	Demonstration
DPS	Rural Access
ER	Emergency Relief
FC, FCU, FR, FRU	Consolidated Primary
HES	Elimination of Hazards
HOS	Elimination of Hazards - Off System
HPR, HPR-PR	Highway Planning and Research
I	Interstate
ID, I-ID	Interstate Discretionary
IM	Interstate Maintenance
IR, I-IR	Interstate 4R
IRD	Interstate 4R Discretionary
IVH, IVHMP, IVHS, ITS	Intelligent Vehicle/Transportation Systems
IXFU	Interstate Transfer
LTAP	Local Transportation Assistance Program
M, MU, MRU, MG, MR	Urban System
MC	Maintenance Construction Budget
MSI	Management System Integration
NH, NHD, NHDA, NHS	National Highway System
PFH	Public Forest Highways
PLH	Public Land Highways
Q, QIR	Advanced ROW

**STATE OF COLORADO
DEPARTMENT OF TRANSPORTATION
* PROJECT NUMBER INDEX**

PROJECT PREFIX	DESCRIPTION
RRO	Rail - Highway Elimination of Hazards - Off-System
RRP	Rail - Highway Protective Device
RRS	Rail - Highway Elimination of Hazards
RS, SR	Rural Secondary
SHE, SHO	Elimination of Hazards
SPR, SSP	SPR, SSP Highway Planning and Research
SRP	Rail Crossing Protection Devices
STA	Safety Any Area
STE	Safety Enhancement Activities
STM	Safety Any Area (Alloc. to Urban Areas < 200,000)
STR	Safety Mandatory Non Urban
STS	Optional
STU	Safety Urban Over 200,000
TBCG	Highway Timber Bridge Research and Demo
TSS	Truck Safety Study

STATE AND LOCAL PROJECTS

72-CBP, MBP	Local Bridge Pass Through Projects
C	State Financed
CC	Reimbursable
CE	Construction Engineering
CNHP	Rare Plant Field Guide
CP	Congestion Pricing Pilot Program
CX	State Financed - Senate Bill 36
(Plus any other Prefix)	See Federal Aid Project Index for descriptions
CY	State Financed - House Bill 1012
(Plus any other Prefix)	See Federal Aid Project Index for descriptions
HB, SB	General Fund - Capital Construction
MP	Maintenance Work on State System
P	Property Projects
DAMAGE REPAIR	Material and equipment costs for highway damage caused by the driving public

* Explanation of Projects pages 35-62

COLORADO DEPARTMENT OF TRANSPORTATION

PROJECT EXPENDITURES BY MAJOR FUNCTION
June/FINAL, 1997

Run Date: Aug 15 1997
Data Refresh Date: Aug 2 1997
Effective Date: Jun 30 1997

PEMF

Proj	Proj No	Total	Prelim	ROW	Constr. Eng.	Construction	Other
98804	72-CBP 0000 (090)	33,907.00	0.00	0.00	0.00	0.00	33,907.00
98806	72-CBP 0000 (091)	35,083.74	0.00	0.00	0.00	0.00	35,083.74
98808	72-CBP 0000 (092)	175,968.77	0.00	0.00	0.00	0.00	175,968.77
98810	72-CBP 0000 (093)	439,110.76	0.00	0.00	0.00	0.00	439,110.76
98812	72-CBP 0000 (094)	1,444,304.87	0.00	0.00	0.00	0.00	1,444,304.87
98814	72-CBP 0000 (095)	2,573,609.84	0.00	0.00	0.00	0.00	2,573,609.84
98816	72-CBP 0000 (096)	4,943,367.60	0.00	0.00	0.00	0.00	4,943,367.60
98802	72-CBP 0000 (89)	64,638.67	0.00	0.00	0.00	0.00	64,638.67
98811	72-MBP 0000 (093)	319,550.00	0.00	0.00	0.00	0.00	319,550.00
98813	72-MBP 0000 (094)	-103,420.70	0.00	0.00	0.00	0.00	-103,420.70
98815	72-MBP 0000 (095)	75,882.70	0.00	0.00	0.00	0.00	75,882.70
98817	72-MBP 0000 (096)	3,086,863.46	0.00	0.00	0.00	0.00	3,086,863.46
98809	72-MBP00008 (092)	1,008,818.00	0.00	0.00	0.00	0.00	1,008,818.00
98818	72-cbp0000 (097)	3,248,608.82	0.00	0.00	0.00	0.00	3,248,608.82
	Subtotal	17,346,293.53	0.00	0.00	0.00	0.00	17,346,293.53 *
10234	ACIM 0705-064	0.00	0.00	0.00	-6,024.52	6,024.52	0.00
92438	ACIMSTAX 070-5 (061)	872,610.46	16,206.03	-518.58	97,762.16	759,184.77	-23.92
	Subtotal	872,610.46	16,206.03	-518.58	91,737.64	765,209.29	-23.92 *
10363	AQC 2873-073	1,800.00	0.00	0.00	0.00	1,800.00	0.00
10950	AQC C010-017	511,798.11	0.00	0.00	65,380.38	446,417.73	0.00
11398	AQC C010-028	69,498.34	0.00	0.00	0.00	69,498.34	0.00
11424	AQC C010-029	101,521.61	0.00	0.00	0.00	0.00	101,521.61
11448	AQC C010-031	12.28	0.00	0.00	12.28	0.00	0.00
11714	AQC C010-036	15,613.45	0.00	0.00	0.00	0.00	15,613.45
10698	AQC C100-004	127,671.00	0.00	0.00	0.00	127,671.00	0.00
11539	AQC C100-009	100,000.00	0.00	0.00	0.00	100,000.00	0.00
10181	AQC M240-005	93,247.25	93,247.25	0.00	0.00	0.00	0.00
10661	AQC M240-017	36,189.45	0.00	0.00	7,249.05	28,940.40	0.00
10883	AQC M240-024	470,243.78	0.00	0.00	475.50	469,768.28	0.00
11257	AQC M240-029	99,080.13	0.00	0.00	0.00	0.00	99,080.13
11258	AQC M240-030	112,737.80	0.00	0.00	0.00	0.00	112,737.80
11402	AQC M240-031	18,502.21	0.00	0.00	0.00	18,502.21	0.00
11710	AQC M240-038	47,272.08	0.00	0.00	0.00	0.00	47,272.08
10905	AQC M455-021	1,329.04	0.00	0.00	0.00	0.00	1,329.04
10906	AQC M455-022	-8,213.30	0.00	0.00	0.00	0.00	-8,213.30
11254	AQC M455-029	224,604.44	0.00	0.00	0.00	0.00	224,604.44
11255	AQC M455-030	70,681.42	0.00	0.00	0.00	0.00	70,681.42
11711	AQC R400-056	94,322.81	0.00	0.00	0.00	0.00	94,322.81
93334	AQC R600-004	-4,846.80	0.00	0.00	0.00	0.00	-4,846.80
10121	AQC R600-008	1,881.00	0.00	0.00	0.00	0.00	1,881.00
10360	AQC R600-022	-125.22	-125.22	0.00	0.00	0.00	0.00
10787	AQC R600-038	290,994.62	290,994.62	0.00	0.00	0.00	0.00
10820	AQC R600-042	297,098.53	297,098.53	0.00	0.00	0.00	0.00
10952	AQC R600-048	39,052.19	0.00	0.00	5,195.31	33,856.88	0.00
10953	AQC R600-049	6,520.64	0.00	0.00	0.00	6,520.64	0.00
11421	AQC R600-069	1,836.33	0.00	0.00	0.00	0.00	1,836.33
11422	AQC R600-070	24,597.82	0.00	0.00	0.00	0.00	24,597.82
11423	AQC R600-071	6,987.92	0.00	0.00	0.00	0.00	6,987.92
11540	AQC R600-072	166,584.00	0.00	0.00	17,006.07	134,760.49	14,817.44
11541	AQC R600-073	96,707.45	0.00	0.00	0.00	96,707.45	0.00
11542	AQC R600-074	105,692.39	105,692.39	0.00	0.00	0.00	0.00
11672	AQC R600-081	412.26	412.26	0.00	0.00	0.00	0.00
11679	AQC R600-082	363,158.44	0.00	0.00	0.00	0.00	363,158.44
11747	AQC R600-083	281.23	0.00	0.00	0.00	0.00	281.23
93114	AQCM 1000 (082)	69,846.80	69,846.80	0.00	0.00	0.00	0.00

COLORADO DEPARTMENT OF TRANSPORTATION

PROJECT EXPENDITURES BY MAJOR FUNCTION
June/FINAL, 1997

Run Date: Aug 15 1997
Data Refresh Date: Aug 2 1997
Effective Date: Jun 30 1997

PEMF

36

Proj	Proj No	Total	Prelim	ROW	Constr. Eng.	Construction	Other
93187	AQCM 4000(005)	23,839.05	0.00	0.00	0.00	0.00	23,839.05
	Subtotal	3,678,430.55	857,166.63	0.00	95,318.59	1,534,443.42	1,191,501.91 *
11774	AWPM R600-085	6,115.98	6,115.98	0.00	0.00	0.00	0.00
	Subtotal	6,115.98	6,115.98	0.00	0.00	0.00	0.00 *
11391	BD R600-068	-256.46	0.00	0.00	0.00	-256.46	0.00
	Subtotal	-256.46	0.00	0.00	0.00	-256.46	0.00 *
11065	BR 006A-022	118,206.59	117,407.37	799.22	0.00	0.00	0.00
11377	BR 006A-025	87,996.09	87,996.09	0.00	0.00	0.00	0.00
11754	BR 0131-006	22,346.92	22,346.92	0.00	0.00	0.00	0.00
10573	BR 0132-010	53,619.01	42,578.21	11,040.80	0.00	0.00	0.00
10586	BR 018A-002	833.60	280.02	0.00	73.66	479.92	0.00
10216	BR 0241-032	207,504.70	0.00	0.00	27,605.53	179,899.17	0.00
11351	BR 0242-017	45,715.06	45,715.06	0.00	0.00	0.00	0.00
93197	BR 0243-043	236,066.07	19,920.89	0.00	24,218.98	191,926.20	0.00
10635	BR 0243-046	12,152.34	0.00	0.00	1,361.44	10,790.90	0.00
11625	BR 0243-052	73,415.44	73,415.44	0.00	0.00	0.00	0.00
10177	BR 0251-135	260,288.88	260,288.88	0.00	0.00	0.00	0.00
11077	BR 0252-280	195,618.23	195,618.23	0.00	0.00	0.00	0.00
93268	BR 034-1(037)	1,519,197.35	52,467.33	0.00	164,346.50	1,302,383.52	0.00
11712	BR 0341-045	16,942.26	16,942.26	0.00	0.00	0.00	0.00
92312	BR 0362-018	9,284.63	9,284.63	0.00	0.00	0.00	0.00
11393	BR 0401-013	220,012.46	220,012.46	0.00	0.00	0.00	0.00
10209	BR 0402-037	8,879.51	8,879.51	0.00	0.00	0.00	0.00
10214	BR 0402-039	5,202.93	0.00	5,202.93	0.00	0.00	0.00
11274	BR 0402-047	1,210,988.29	0.00	0.00	152,761.40	1,058,226.89	0.00
11739	BR 0403-025	3,851.24	3,851.24	0.00	0.00	0.00	0.00
93193	BR 0404-023	330,943.97	330,943.97	0.00	0.00	0.00	0.00
11433	BR 0501-035	4,554.48	4,554.48	0.00	0.00	0.00	0.00
11689	BR 0502-039	16,678.64	16,678.64	0.00	0.00	0.00	0.00
10576	BR 0503-044	24,322.49	24,322.49	0.00	0.00	0.00	0.00
11352	BR 0503-050	65,316.76	65,316.76	0.00	0.00	0.00	0.00
11582	BR 0504-029	11,244.78	11,244.78	0.00	0.00	0.00	0.00
10213	BR 0641-008	1,622,561.81	10,211.32	10,783.53	186,007.18	1,415,559.78	0.00
10971	BR 0704-175	1,274,308.12	44,463.00	0.00	137,803.64	1,092,041.48	0.00
91428	BR 072A-025	1,973.09	-9.14	0.00	221.09	1,752.00	9.14
10584	BR 0741-006	36,912.08	36,912.08	0.00	0.00	0.00	0.00
10587	BR 0741-007	28,157.00	28,157.00	0.00	0.00	0.00	0.00
11279	BR 0821-041	204,874.72	204,874.72	0.00	0.00	0.00	0.00
11528	BR 0821-043	19,852.31	19,852.31	0.00	0.00	0.00	0.00
11076	BR 0852-070	1,028,116.07	60,438.28	0.00	108,437.10	859,240.69	0.00
93267	BR 0853-023	940,666.71	163,010.46	0.00	87,132.48	690,523.77	0.00
11429	BR 090A-003	41,250.79	41,250.79	0.00	0.00	0.00	0.00
93194	BR 093-1(016)	68,375.21	65,411.60	2,963.61	0.00	0.00	0.00
10217	BR 131A-020	11,782.19	4.40	0.00	1,708.29	10,069.50	0.00
11434	BR 134A-009	121,692.93	121,692.93	0.00	0.00	0.00	0.00
11713	BR 1381-004	3,988.83	3,988.83	0.00	0.00	0.00	0.00
10227	BR 1602-057	712,193.50	0.00	14,553.85	92,803.70	604,835.95	0.00
92313	BR 2854-055	57,672.50	1,105.51	0.00	7,672.50	50,000.00	-1,105.51
93221	BR 287-3(061)	79,478.27	79,478.27	0.00	0.00	0.00	0.00
11430	BR 330A-006	36,059.87	36,059.87	0.00	0.00	0.00	0.00
10790	BR 3851-009	30,161.29	0.00	0.00	4,012.53	26,148.76	0.00
11233	BR 3851-010	1,027,833.30	0.00	0.00	124,196.51	903,636.79	0.00
11431	BR C530-003	60,629.12	60,629.12	0.00	0.00	0.00	0.00
10612	BR NBIS-010	-76.49	-76.49	0.00	0.00	0.00	0.00

COLORADO DEPARTMENT OF TRANSPORTATION

PROJECT EXPENDITURES BY MAJOR FUNCTION
June/FINAL, 1997

Run Date: Aug 15 1997
Data Refresh Date: Aug 2 1997
Effective Date: Jun 30 1997

PEMF

Proj	Proj No	Total	Prelim	ROW	Constr. Eng.	Construction	Other
10613	BR NBIS-011	1,255.48	1,255.48	0.00	0.00	0.00	0.00
10618	BR NBIS-016	5,774.56	5,774.56	0.00	0.00	0.00	0.00
11094	BR NBIS-020	339,085.30	339,085.30	0.00	0.00	0.00	0.00
11095	BR NBIS-021	481,311.04	481,311.04	0.00	0.00	0.00	0.00
11096	BR NBIS-022	112,330.28	112,330.28	0.00	0.00	0.00	0.00
11097	BR NBIS-023	288,222.65	288,222.65	0.00	0.00	0.00	0.00
11098	BR NBIS-024	382,133.34	382,133.34	0.00	0.00	0.00	0.00
11099	BR NBIS-025	385,965.72	385,965.72	0.00	0.00	0.00	0.00
11100	BR NBIS-026	40,588.55	40,588.55	0.00	0.00	0.00	0.00
11101	BR NBIS-027	9,853.63	9,853.63	0.00	0.00	0.00	0.00
11479	BR NBIS-028	833,075.85	831,339.13	0.00	0.00	0.00	1,736.72
11480	BR NBIS-029	70,846.69	70,846.69	0.00	0.00	0.00	0.00
11481	BR NBIS-030	857.97	857.97	0.00	0.00	0.00	0.00
11482	BR NBIS-031	21,217.27	21,217.27	0.00	0.00	0.00	0.00
11483	BR NBIS-032	59,133.66	59,133.66	0.00	0.00	0.00	0.00
11484	BR NBIS-033	12.28	12.28	0.00	0.00	0.00	0.00
11486	BR NBIS-035	45,628.45	45,628.45	0.00	0.00	0.00	0.00
10417	BR R400-020	36,086.91	36,086.91	0.00	0.00	0.00	0.00
	Subtotal	15,283,025.57	5,719,163.43	45,343.94	1,120,362.53	8,397,515.32	640.35 *
93210	BR(CX) 0135(014)	15,221.66	0.00	0.00	1,873.20	13,348.46	0.00
93135	BR(CX) 050-1(031)	4,061,863.23	386,755.35	127,573.52	397,418.74	3,150,115.62	0.00
	Subtotal	4,077,084.89	386,755.35	127,573.52	399,291.94	3,163,464.08	0.00 *
91457	BR-CXBR 287-3(063)	799.33	0.00	0.00	106.33	693.00	0.00
	Subtotal	799.33	0.00	0.00	106.33	693.00	0.00 *
10876	BRD C010-009	150,640.40	0.00	0.00	47,721.87	102,918.53	0.00
11249	BRD C010-026	5,482,892.40	39,222.44	0.00	183,101.87	5,260,568.09	0.00
	Subtotal	5,633,532.80	39,222.44	0.00	230,823.74	5,363,486.62	0.00 *
92054	BRF 002-1(018)	33,869.78	33,869.78	0.00	0.00	0.00	0.00
91062	BRF 010-1(022)	21,885.29	21,885.29	0.00	0.00	0.00	0.00
91085	BRF 024-1(030)	0.00	-9,220.00	9,220.00	1,264.40	-1,264.40	0.00
93151	BRF 024-1(031)	24,482.64	24,482.64	0.00	0.00	0.00	0.00
91059	BRF 024-3(037)	16,425.84	16,425.84	0.00	0.00	0.00	0.00
92052	BRF 034-1(033)	173,151.72	172,611.70	540.02	0.00	0.00	0.00
90055	BRF 040-2(031)	0.00	0.00	0.00	-2,000.00	2,000.00	0.00
91065	BRF 050-3(036)	0.00	21.25	-21.25	0.00	0.00	0.00
91066	BRF 050-4(016)	1,277,567.25	60,039.09	0.00	136,423.52	1,081,104.64	0.00
91067	BRF 050-4(017)	3,158,198.36	11,754.13	6,842.77	367,320.71	2,772,280.75	0.00
92048	BRF 050-4(018)	124.80	124.80	0.00	0.00	0.00	0.00
92067	BRF 071-2(008)	74,780.60	326.58	32.71	9,900.68	64,520.63	0.00
93029	BRF 082-1(023)	8,337.42	0.00	7,737.15	67.26	533.01	0.00
92056	BRF 093-1(014)	11,083.88	11,083.88	0.00	0.00	0.00	0.00
92049	BRF 160-3(009)	621.06	0.00	621.06	0.00	0.00	0.00
92982	BRF 265-1(002)	313,127.28	290,494.83	22,632.45	0.00	0.00	0.00
91077	BRF 285-4(043)	0.00	0.00	0.00	9,905.00	-9,905.00	0.00
92043	BRF 385-1(004)	19.58	0.00	19.58	2,117.42	-2,117.42	0.00
92045	BRF 385-1(006)	350,502.11	21,365.75	1,792.80	36,678.70	290,664.86	0.00
92974	BRF 550-2(020)	1,191,228.43	27,246.12	929.54	141,359.84	1,021,692.93	0.00
91119	BRF-FC(CX) 085-3(016)	41,440.28	0.00	0.00	5,513.48	35,926.80	0.00
	Subtotal	6,696,846.32	682,511.68	50,346.83	708,551.01	5,255,436.80	0.00 *
84207	BRM 1441(001)	- .60	0.00	0.00	924.00	-924.60	0.00
91078	BRM 1453(002)	102,879.48	-3,636.59	0.00	-1,900.93	108,417.00	0.00
93237	BRM 1453(004)	371,836.67	0.00	0.00	43,952.28	327,884.39	0.00

COLORADO DEPARTMENT OF TRANSPORTATION

PROJECT EXPENDITURES BY MAJOR FUNCTION
June/FINAL, 1997

Run Date: Aug 15 1997
Data Refresh Date: Aug 2 1997
Effective Date: Jun 30 1997

PEMF

30

Proj	Proj No	Total	Prelim	ROW	Constr. Eng.	Construction	Other
88147	BRM 2145(001)	-853.79	0.00	0.00	146.21	-1,000.00	0.00
	Subtotal	473,861.76	-3,636.59	0.00	43,121.56	434,376.79	0.00 *
92057	BRO 0010(005)	6,414.91	0.00	0.00	853.41	5,561.50	0.00
91107	BRO 0011(002)	0.00	0.00	0.00	19,184.18	-19,184.18	0.00
93286	BRO 2104(001)	76,952.88	76,952.88	0.00	0.00	0.00	0.00
10162	BRO C020-002	55,285.04	22,792.32	0.00	32,492.72	0.00	0.00
10954	BRO C020-008	33,809.69	0.00	0.00	28,141.78	5,667.91	0.00
10568	BRO C030-006	1,206,820.96	230,097.23	1,469.22	757.64	974,496.87	0.00
10282	BRO C040-001	55,703.14	55,703.14	0.00	0.00	0.00	0.00
10418	BRO C040-003	2,968.92	0.00	0.00	2,968.92	0.00	0.00
10419	BRO C040-004	2,377.53	0.00	0.00	2,377.53	0.00	0.00
10853	BRO C040-006	4,363.12	4,363.12	0.00	0.00	0.00	0.00
10854	BRO C040-007	1,022.10	1,022.10	0.00	0.00	0.00	0.00
10569	BRO C060-002	47,057.38	0.00	0.00	2,289.50	44,767.88	0.00
10570	BRO C060-003	240,507.78	0.00	0.00	28,384.41	212,123.37	0.00
11290	BRO C090-001	202,774.96	11,582.68	0.00	0.00	191,192.28	0.00
11623	BRO C140-004	1,158.91	1,158.91	0.00	0.00	0.00	0.00
11638	BRO M040-003	1,724.45	1,712.17	12.28	0.00	0.00	0.00
10079	BRO M240-004	3,593.40	0.00	0.00	3,593.40	0.00	0.00
10420	BRO M240-010	-469.46	-469.46	0.00	0.00	0.00	0.00
10369	BRO M306-001	75,389.72	0.00	0.00	9,928.79	65,460.93	0.00
10927	BRO M405-003	19,256.59	19,256.59	0.00	0.00	0.00	0.00
11602	BRO M735-003	1,597.49	1,597.49	0.00	0.00	0.00	0.00
	Subtotal	2,038,309.51	425,769.17	1,481.50	130,972.28	1,480,086.56	0.00 *
92903	BRS 0035(005)	90,613.32	90,613.32	0.00	0.00	0.00	0.00
90111	BRS 0039(003)	998,886.70	-1,572.67	1,551.02	130,224.36	868,683.99	0.00
92904	BRS 0044(007)	895,985.55	0.00	0.00	115,182.09	780,803.46	0.00
92050	BRS 0160(007)	124,158.71	124,158.71	0.00	0.00	0.00	0.00
92999	BRS 0160(008)	73,365.61	73,365.61	0.00	0.00	0.00	0.00
90060	BRS 0224(001)	0.00	0.00	0.00	282.79	-282.79	0.00
89080	BRS-PFH-CXBRS 0145(016)	0.00	0.00	0.00	-3,011.48	3,011.48	0.00
89075	BRS-RS(CX) 0012(027)	59,176.29	57,428.72	1,747.57	0.00	0.00	0.00
	Subtotal	2,242,186.18	343,993.69	3,298.59	242,677.76	1,652,216.14	0.00 *
92962	C 0006(019)	74,511.10	74,511.10	0.00	0.00	0.00	0.00
10875	C 0021-019	-1,460.80	0.00	0.00	0.00	-1,460.80	0.00
10679	C 0062-009	149,724.38	0.00	0.00	19,499.19	130,225.19	0.00
11319	C 0063-011	4,143,650.78	0.00	0.00	534,263.96	3,609,386.82	0.00
11072	C 006A-023	13,071.72	9.30	0.00	1,737.77	11,324.65	0.00
11073	C 0131-034	932,358.29	0.00	0.00	123,926.32	808,431.97	0.00
11440	C 0131-035	81,874.23	81,874.23	0.00	0.00	0.00	0.00
11040	C 0132-012	181,451.00	163,040.65	18,410.35	0.00	0.00	0.00
11318	C 0142-028	1,474,922.74	0.00	0.00	196,217.34	1,278,705.40	0.00
11624	C 0242-021	778.63	555.33	0.00	223.30	0.00	0.00
11782	C 0242-022	24.55	24.55	0.00	0.00	0.00	0.00
11273	C 0243-048	32,770.25	370.53	0.00	-2,691.88	35,091.60	0.00
11180	C 0252-284	1,173,170.31	1,788.42	0.00	131,891.38	1,039,490.51	0.00
11207	C 0252-286	47,002.68	47,002.68	0.00	0.00	0.00	0.00
11261	C 0252-288	36,446.39	36,446.39	0.00	0.00	0.00	0.00
11302	C 0252-289	754,662.45	0.00	0.00	84,559.25	670,103.20	0.00
11343	C 0252-290	11,452.69	0.00	0.00	1,460.64	9,992.05	0.00
10157	C 0253-118	2,204.21	0.00	0.00	293.24	1,910.97	0.00
10681	C 0253-128	4,266,814.95	370.53	0.00	511,254.61	3,755,189.81	0.00
11748	C 0253-147	7,943.00	7,943.00	0.00	0.00	0.00	0.00
11599	C 033A-001	29,228.67	27,968.67	0.00	0.00	0.00	1,260.00

PROJECT EXPENDITURES BY MAJOR FUNCTION
June/FINAL, 1997

Run Date: Aug 15 1997
Data Refresh Date: Aug 2 1997
Effective Date: Jun 30 1997

PEMF

Proj	Proj No	Total	Prelim	ROW	Constr. Eng.	Construction	Other
11380	C 0341-044	1,544,937.28	3,990.61	0.00	205,004.81	1,335,941.86	0.00
10841	C 0342-021	1,848.16	155.58	0.00	0.00	0.00	1,692.58
11202	C 0342-024	445,340.08	445,327.80	12.28	0.00	0.00	0.00
11317	C 0342-026	1,824.24	1,824.24	0.00	0.00	0.00	0.00
10678	C 0361-046	8,073.48	0.00	0.00	1,073.48	7,000.00	0.00
11246	C 0361-050	187,444.01	0.00	0.00	24,944.72	162,499.29	0.00
11753	C 0361-053	553.52	553.52	0.00	0.00	0.00	0.00
11743	C 0402-050	12,118.94	12,118.94	0.00	0.00	0.00	0.00
10152	C 0404-024	39,033.42	7,183.34	38,994.74	-3,737.28	-254.29	-3,153.09
11081	C 0502-035	4,262.72	0.00	0.00	567.09	3,695.63	0.00
11741	C 0502-040	726,756.68	36,896.39	0.00	77,352.47	612,507.82	0.00
11921	C 0502-041	4,148.51	4,148.51	0.00	0.00	0.00	0.00
11499	C 0503-051	2,161,659.73	13.68	0.00	260,277.93	1,901,368.12	0.00
10695	C 0510-007	6,706.22	564.92	0.00	0.00	0.00	6,141.30
11379	C 064A-006	9,223.90	9,223.90	0.00	0.00	0.00	0.00
10446	C 067A-004	4,132.46	0.00	4,132.46	0.00	0.00	0.00
11387	C 067A-007	18,447.54	18,447.54	0.00	0.00	0.00	0.00
11642	C 0701-146	494,127.60	16,855.03	0.00	336,259.70	130,015.93	10,996.94
11080	C 0702-199	63,975.55	0.00	0.00	8,577.41	55,398.14	0.00
11388	C 0702-205	18,786.82	18,786.82	0.00	0.00	0.00	0.00
11740	C 0702-210	28,362.04	28,362.04	0.00	0.00	0.00	0.00
11854	C 0702-211	8,383.49	8,383.49	0.00	0.00	0.00	0.00
10738	C 0703-218	43,153.75	0.00	0.00	4,835.36	38,318.39	0.00
10680	C 0704-169	42,346.93	42,346.93	0.00	0.00	0.00	0.00
11210	C 072A-026	53,499.42	53,499.42	0.00	0.00	0.00	0.00
11589	C 0741-009	315,424.28	510.08	0.00	35,486.08	279,428.12	0.00
11205	C 0761-166	6,531.58	6,531.58	0.00	0.00	0.00	0.00
11653	C 0761-168	342.52	244.29	0.00	98.23	0.00	0.00
11657	C 0762-040	157,628.75	502.44	0.00	17,848.31	139,278.00	0.00
10215	C 0821-030	321,862.15	2,092.77	0.00	39,489.28	280,280.10	0.00
11669	C 082A-009	77,704.35	0.00	0.00	77,704.35	0.00	0.00
10682	C 0831-063	7.75	7.75	0.00	0.00	0.00	0.00
11152	C 0841-004	465,940.78	9,364.05	5,051.35	50,593.22	400,932.16	0.00
11260	C 0911-002	1,153.45	0.00	0.00	-487.80	1,000.00	641.25
11706	C 0911-003	703.41	501.68	0.00	201.73	0.00	0.00
11378	C 092A-014	1,491,676.63	17,021.10	0.00	165,257.91	1,309,397.62	0.00
11299	C 0931-021	366,864.76	0.00	0.00	41,107.03	325,757.73	0.00
10684	C 095A-001	112.86	112.86	0.00	0.00	0.00	0.00
	Subtotal	22,547,701.98	1,187,476.68	66,601.18	2,945,089.15	18,330,955.99	17,578.98 *
11790	C 114A-005	3,985.27	3,985.27	0.00	0.00	0.00	0.00
11292	C 119A-042	223,497.76	222,428.87	1,068.89	0.00	0.00	0.00
11509	C 119A-043	1,310,950.92	9.09	0.00	146,893.70	1,164,048.13	0.00
11745	C 1251-004	22,700.67	22,700.67	0.00	0.00	0.00	0.00
10786	C 138A-006	203,789.89	202,228.65	930.54	0.00	0.00	630.70
11742	C 139A-024	6,462.44	6,462.44	0.00	0.00	0.00	0.00
11885	C 145A-022	76,302.79	0.00	0.00	8,550.01	67,752.78	0.00
11151	C 151A-006	1,149.33	1,149.33	0.00	0.00	0.00	0.00
10996	C 1601-037	3,841,953.50	17,293.49	-138,024.23	503,629.36	3,458,413.98	640.90
11300	C 1601-038	1,632.12	0.00	0.00	217.00	1,415.12	0.00
11734	C 1602-061	9,048.54	9,048.54	0.00	0.00	0.00	0.00
10507	C 1603-013	193.43	5,566.55	0.00	-5,651.12	278.00	0.00
11209	C 177A-001	40,003.10	40,003.10	0.00	0.00	0.00	0.00
	Subtotal	5,741,669.76	530,876.00	-136,024.80	653,638.95	4,691,908.01	1,271.60 *
10595	C 2571-002	2,180.71	0.00	0.00	244.36	1,936.35	0.00
11154	C 2571-003	8,406.84	0.00	0.00	0.00	8,406.84	0.00

COLORADO DEPARTMENT OF TRANSPORTATION

PROJECT EXPENDITURES BY MAJOR FUNCTION
June/FINAL, 1997

Run Date: Aug 15 1997
Data Refresh Date: Aug 2 1997
Effective Date: Jun 30 1997

PEMF

40

Proj	Proj No	Total	Prelim	ROW	Constr. Eng.	Construction	Other
11349 C	2706-029	18,682.45	18,682.45	0.00	0.00	0.00	0.00
11136 C	279A-001	4,583.92	4,583.92	0.00	0.00	0.00	0.00
11518 C	279A-003	210,261.93	210,261.93	0.00	0.00	0.00	0.00
11637 C	2871-026	762,033.95	761,796.35	0.00	0.00	0.00	237.60
10685 C	2873-079	86,599.11	86,599.11	0.00	0.00	0.00	0.00
11399 C	2873-087	251,410.17	0.00	0.00	-10,422.83	261,833.00	0.00
11496 C	2873-089	24.55	0.00	0.00	24.55	0.00	0.00
	Subtotal	1,344,183.63	1,081,923.76	0.00	-10,153.92	272,176.19	237.60 *
11443 C	340A-007	55,834.40	55,834.40	0.00	0.00	0.00	0.00
11655 C	3921-004	1,841.56	1,313.43	0.00	528.13	0.00	0.00
	Subtotal	57,675.96	57,147.83	0.00	528.13	0.00	0.00 *
10364 C	4701-077	42,045.19	42,045.19	0.00	0.00	0.00	0.00
11567 C	4701-083	161,628.21	149,161.73	12,466.48	0.00	0.00	0.00
11586 C	4701-084	33,795.49	33,795.49	0.00	0.00	0.00	0.00
	Subtotal	237,468.89	225,002.41	12,466.48	0.00	0.00	0.00 *
11342 C	5502-028	26,953.67	26,953.67	0.00	0.00	0.00	0.00
11853 C	5502-030	54,949.88	13,986.41	0.00	36,493.58	0.00	4,469.89
	Subtotal	81,903.55	40,940.08	0.00	36,493.58	0.00	4,469.89 *
69108 C	99-0000-12	-71.00	0.00	0.00	0.00	0.00	-71.00
92601 C	99-0000-13	8,400.00	0.00	0.00	0.00	0.00	8,400.00
	Subtotal	8,329.00	0.00	0.00	0.00	0.00	8,329.00 *
10202 C	C010-003	4,169,365.29	1,767.78	50,173.52	189.11	821.75	4,116,413.13
10755 C	C010-007	100.95	0.00	0.00	72.00	0.00	28.95
10694 C	C020-007	71,145.27	0.00	0.00	0.00	0.00	71,145.27
11316 C	C030-010	142,219.39	659.84	0.00	16,097.28	125,462.27	0.00
11658 C	C030-013	11,739.35	0.00	0.00	1,789.35	9,950.00	0.00
11135 C	C070-013	72,775.00	0.00	0.00	0.00	0.00	72,775.00
11198 C	C100-007	223,398.28	0.00	0.00	0.00	0.00	223,398.28
	Subtotal	4,690,743.53	2,427.62	50,173.52	18,147.74	136,234.02	4,483,760.63 *
10146 C	M535-001	359,811.30	173,312.14	0.00	23,278.36	163,220.80	0.00
10898 C	M750-001	2,052.77	0.00	0.00	386.11	1,666.66	0.00
	Subtotal	361,864.07	173,312.14	0.00	23,664.47	164,887.46	0.00 *
11545 C	PPCN-097	79,999.90	79,999.90	0.00	0.00	0.00	0.00
	Subtotal	79,999.90	79,999.90	0.00	0.00	0.00	0.00 *
11190 C	R100-023	82,255.50	0.00	0.00	0.00	0.00	82,255.50
11236 C	R100-026	-8,005.30	-8,005.30	0.00	0.00	0.00	0.00
11237 C	R100-027	38,135.80	38,135.80	0.00	0.00	0.00	0.00
11441 C	R100-029	692,974.04	0.00	0.00	92,190.28	600,783.76	0.00
11510 C	R100-030	97,249.41	96,932.54	0.00	0.00	0.00	316.87
11511 C	R100-031	293,558.99	289,094.74	0.00	1,371.55	0.00	3,092.70
11568 C	R100-036	18,559.60	5.79	0.00	2,691.84	15,861.97	0.00
11626 C	R100-037	444,037.25	443,891.43	0.00	0.00	0.00	145.82
10944 C	R200-022	14,062.80	0.00	0.00	1,870.85	12,191.95	0.00
11356 C	R200-038	328,588.06	0.00	0.00	43,584.14	285,003.92	0.00
11357 C	R200-039	679,501.59	0.00	0.00	90,403.84	589,097.75	0.00
11358 C	R200-040	699,121.62	0.00	0.00	93,008.12	606,113.50	0.00
11359 C	R200-041	809,145.99	0.00	0.00	107,677.47	701,468.52	0.00
11360 C	R200-042	770,194.77	0.00	0.00	102,240.32	667,954.45	0.00
11505 C	R200-048	26,281.71	26,281.71	0.00	0.00	0.00	0.00

COLORADO DEPARTMENT OF TRANSPORTATION

PROJECT EXPENDITURES BY MAJOR FUNCTION
June/FINAL, 1997

Run Date: Aug 15 1997
Data Refresh Date: Aug 2 1997
Effective Date: Jun 30 1997

PEMF

Proj	Proj No	Total	Prelim	ROW	Constr. Eng.	Construction	Other
11034	C R300-018	31,528.15	31,528.15	0.00	0.00	0.00	0.00
11068	C R300-022	237,311.91	0.00	0.00	13,904.95	223,406.96	0.00
11069	C R300-023	212,321.56	0.00	0.00	0.00	212,321.56	0.00
11070	C R300-024	1,351.32	1,351.32	0.00	0.00	0.00	0.00
11116	C R300-027	186,430.85	0.00	0.00	0.00	52,109.85	134,321.00
11445	C R300-034	26,534.33	26,534.33	0.00	0.00	0.00	0.00
11566	C R300-036	11,456.57	713.51	0.00	1,677.25	9,065.81	0.00
11666	C R300-037	28,658.60	28,658.60	0.00	0.00	0.00	0.00
11744	C R300-041	13,184.11	13,184.11	0.00	0.00	0.00	0.00
10171	C R400-007	16.07	16.07	0.00	0.00	0.00	0.00
10793	C R400-029	11,266.77	11,266.77	0.00	0.00	0.00	0.00
10931	C R400-035	80,571.23	0.00	0.00	9,027.97	71,543.26	0.00
11004	C R400-037	2,212.16	-5.61	0.00	2,217.77	0.00	0.00
11250	C R400-040	1,257,664.66	1,256,865.67	0.00	798.99	0.00	0.00
11303	C R400-041	-12,651.28	0.00	0.00	-22,739.55	10,088.27	0.00
11304	C R400-042	26,883.00	0.00	0.00	0.00	26,883.00	0.00
11305	C R400-043	164,128.50	293.53	0.00	18,458.32	145,376.65	0.00
11308	C R400-044	140,365.33	0.00	0.00	0.00	0.00	140,365.33
11320	C R400-045	2,631,018.07	97.83	0.00	320,605.04	2,310,315.20	0.00
11427	C R400-047	100,497.72	100,497.72	0.00	0.00	0.00	0.00
11488	C R400-048	516.63	516.63	0.00	0.00	0.00	0.00
11497	C R400-049	-60,399.10	0.00	0.00	-61,917.10	1,518.00	0.00
11533	C R400-050	2,995.52	2,136.45	0.00	859.07	0.00	0.00
11534	C R400-051	715.36	510.21	0.00	205.15	0.00	0.00
11560	C R400-054	1,492.40	0.00	0.00	0.00	1,492.40	0.00
11611	C R400-055	398,013.52	439.25	0.00	44,704.87	352,869.40	0.00
11796	C R400-057	588.66	419.84	0.00	168.82	0.00	0.00
11382	C R500-016	203,366.07	203,366.07	0.00	0.00	0.00	0.00
11590	C R500-019	79,895.21	0.00	0.00	0.00	0.00	79,895.21
11791	C R500-020	4,026.81	4,026.81	0.00	0.00	0.00	0.00
10180	C R600-012	16,612.50	16,612.50	0.00	0.00	0.00	0.00
10277	C R600-017	7.11	7.11	0.00	0.00	0.00	0.00
10754	C R600-037	279,138.80	0.00	0.00	0.00	2,651.40	276,487.40
10813	C R600-039	102,543.25	0.00	0.00	0.00	0.00	102,543.25
10814	C R600-040	41.93	0.00	0.00	0.00	0.00	41.93
11145	C R600-055	5,154.22	5,154.22	0.00	0.00	0.00	0.00
11159	C R600-057	71,613.21	0.00	0.00	0.00	0.00	71,613.21
11165	C R600-059	2,151.44	0.00	0.00	0.00	0.00	2,151.44
11601	C R600-076	165,578.13	75,735.25	0.00	10,066.87	79,776.01	0.00
11634	C R600-077	72,825.34	0.00	0.00	0.00	0.00	72,825.34
11649	C R600-078	426,904.12	0.00	0.00	0.00	0.00	426,904.12
	Subtotal	11,910,192.59	2,666,263.05	0.00	873,076.83	6,977,893.59	1,392,959.12 *
10055	C SVDF-001	-471,200.00	0.00	0.00	0.00	0.00	-471,200.00
10278	C SW00-028	88,160.27	78,230.90	0.00	0.00	9,222.67	706.70
11030	C SW00-047	4,000,000.00	0.00	0.00	0.00	4,000,000.00	0.00
11268	C SW00-061	364,509.30	0.00	0.00	0.00	0.00	364,509.30
11363	C SW00-066	46,848.61	0.00	0.00	0.00	0.00	46,848.61
11552	C SW00-069	56,980.08	0.00	0.00	0.00	0.00	56,980.08
11757	C SW00-084	300,382.33	1,362.80	0.00	185.90	183.14	298,650.49
11692	C SW00-978	1,899.00	0.00	0.00	0.00	0.00	1,899.00
10795	C SW00-042	-73,461.00	0.00	0.00	0.00	0.00	-73,461.00
10972	C SW00-046	-1,179.35	0.00	0.00	0.00	0.00	-1,179.35
11062	C SW00-048	8,298.73	0.00	0.00	0.00	0.00	8,298.73
11063	C SW00-049	49,534.49	0.00	0.00	0.00	320.19	49,214.30
11196	C SW00-058	87,939.85	87,908.44	31.41	0.00	0.00	0.00
11244	C SW00-060	1,278,225.17	191,000.19	0.00	296,452.41	971,827.56	-181,054.99

COLORADO DEPARTMENT OF TRANSPORTATION

PROJECT EXPENDITURES BY MAJOR FUNCTION
June/FINAL, 1997

Run Date: Aug 15 1997
Data Refresh Date: Aug 2 1997
Effective Date: Jun 30 1997

42

PEMF

Proj	Proj No	Total	Prelim	ROW	Constr. Eng.	Construction	Other
11758	C SWOO-085	1,700.00	0.00	0.00	0.00	1,700.00	0.00
	Subtotal	5,738,637.48	358,502.33	31.41	296,638.31	4,983,253.56	100,211.87 *
69208	CC 00-0000-15	4,941.95	0.00	0.00	0.00	0.00	4,941.95
93126	CC 00-9000-41	271,048.18	0.00	0.00	0.00	0.00	271,048.18
92703	CC 01-0025-51	-36,639.17	0.00	0.00	-36,639.17	0.00	0.00
11394	CC 0243-050	30,932.29	30,932.29	0.00	0.00	0.00	0.00
11527	CC 0252-298	12,022.00	11,928.87	0.00	93.13	0.00	0.00
92706	CC 07-0036-22	311.34	0.00	0.00	311.34	0.00	0.00
10918	CC 0705-065	53,078.52	1,093.11	0.00	7,016.05	44,969.36	0.00
11685	CC 0852-076	9,607.87	0.00	0.00	0.00	637.74	8,970.13
11276	CC 092A-013	6,408.17	0.00	0.00	835.17	5,573.00	0.00
10306	CC 0931-018	1,448,495.93	50.38	0.00	169,920.10	1,278,525.45	0.00
11867	CC 120A-005	52,991.09	5,441.09	0.00	0.00	47,550.00	0.00
10378	CC 1601-035	168,032.54	3,428.18	0.00	21,803.38	142,800.98	0.00
11248	CC 2254-054	3,602,683.56	0.00	0.00	423,997.78	3,178,685.78	0.00
10305	CC 4701-076	2,824,883.39	122,882.10	25.60	156,293.59	2,545,682.10	0.00
11166	CC 4701-081	11,375.09	11,204.53	170.56	0.00	0.00	0.00
11301	CC 4701-082	3,035,191.54	0.00	0.00	392,815.46	2,642,376.08	0.00
10816	CC C010-008	223,035.89	222,575.83	460.06	0.00	0.00	0.00
11746	CC C010-037	2,955.63	0.00	2,108.00	0.00	0.00	847.63
11771	CC C010-039	29,636.46	29,636.46	0.00	0.00	0.00	0.00
11011	CC C030-008	-4,655.46	0.00	0.00	-4,655.46	0.00	0.00
11262	CC C030-009	21,740.74	0.00	21,740.74	0.00	0.00	0.00
11688	CC C040-013	8,960.42	8,960.42	0.00	0.00	0.00	0.00
11583	CC C060-010	9,680.00	0.00	0.00	0.00	9,680.00	0.00
11828	CC C060-013	9,990.00	0.00	0.00	1,940.00	8,050.00	0.00
11148	CC C080-010	-634.05	0.00	0.00	-634.05	0.00	0.00
11289	CC C080-012	-5,173.10	0.00	0.00	-5,173.10	0.00	0.00
11684	CC C100-010	200,498.19	9,424.81	0.00	21,409.67	169,663.71	0.00
10304	CC C110-002	880,140.38	204.30	0.00	115,707.26	764,228.82	0.00
11439	CC C130-005	-4,279.00	0.00	0.00	-4,279.00	0.00	0.00
11579	CC C150-005	9,964.83	0.00	0.00	0.00	9,040.00	924.83
11719	CC C150-007	600.00	0.00	0.00	0.00	600.00	0.00
11247	CC C240-003	5,900.80	1,537.45	0.00	498.98	3,864.37	0.00
11335	CC C240-005	-280.50	0.00	0.00	0.00	0.00	-280.50
11792	CC C470-006	6,458.00	0.00	0.00	0.00	6,458.00	0.00
10667	CC DEMO-001	20,873.46	20,823.33	0.00	0.00	0.00	50.13
11519	CC R100-032	39,521.53	25,778.12	0.00	10,358.02	0.00	3,385.39
10049	CC R200-001	176.39	0.00	0.00	0.00	0.00	176.39
10047	CC R300-001	-129.97	0.00	0.00	0.00	0.00	-129.97
10046	CC R400-003	-13,445.92	0.00	-13,445.92	0.00	0.00	0.00
10933	CC R400-036	3,188.38	3,188.38	0.00	0.00	0.00	0.00
10169	CC R600-010	2,720.65	0.00	0.00	2,720.65	0.00	0.00
10293	CC SW00-029	5,794.03	0.00	5,794.03	0.00	0.00	0.00
10610	CC SW00-036	23,402.95	-9.78	0.00	0.00	0.00	23,412.73
69197	CC SW00-068	100,977.67	0.00	0.00	0.00	0.00	100,977.67
11770	CC SW00-086	217,908.23	0.00	0.00	0.00	217,908.23	0.00
11064	CC SW00-050	5,529.99	-592.80	0.00	0.00	0.00	6,122.79
69196	CC SW00-051	-79,680.96	0.00	0.00	0.00	0.00	-79,680.96
11731	CC WYBV-001	2,292.15	0.00	0.00	1,530.65	0.00	761.50
	Subtotal	13,219,032.10	508,487.07	16,853.07	1,275,870.45	11,076,293.62	341,527.89 *
11280	CE POOL-001	-271,735.58	0.00	0.00	-271,735.58	0.00	0.00
11281	CE POOL-002	-304,681.68	0.00	0.00	-304,681.68	0.00	0.00
11282	CE POOL-003	714,503.85	0.00	0.00	714,503.85	0.00	0.00
11283	CE POOL-004	1,185,198.24	0.00	0.00	1,185,198.24	0.00	0.00

COLORADO DEPARTMENT OF TRANSPORTATION

PROJECT EXPENDITURES BY MAJOR FUNCTION
June/FINAL, 1997

Run Date: Aug 15 1997
Data Refresh Date: Aug 2 1997
Effective Date: Jun 30 1997

PEMF

Proj	Proj No	Total	Prelim	ROW	Constr. Eng.	Construction	Other
11284	CE POOL-005	447,382.03	0.00	0.00	447,382.03	0.00	0.00
11285	CE POOL-006	1,148,360.59	0.00	0.00	1,147,872.27	488.32	0.00
11286	CE POOL-007	-495,251.84	0.00	0.00	-495,251.84	0.00	0.00
	Subtotal	2,423,775.61	0.00	0.00	2,423,287.29	488.32	0.00 *
11839	CNHP SW00-088	5,000.00	0.00	0.00	0.00	0.00	5,000.00
	Subtotal	5,000.00	0.00	0.00	0.00	0.00	5,000.00 *
11001	CP M110-019	214,694.18	0.00	0.00	0.00	0.00	214,694.18
	Subtotal	214,694.18	0.00	0.00	0.00	0.00	214,694.18 *
91409	CX 06-0287-38	1,277,912.72	15,384.04	77,218.37	142,561.55	1,042,748.76	0.00
92424	CX 10-0083-14	-7.75	-7.75	0.00	0.00	0.00	0.00
92430	CX 11-0026-07	5,000,000.00	0.00	0.00	0.00	5,000,000.00	0.00
92400	CX 11-0285-28	374,291.92	374,212.31	0.00	60.72	0.00	18.89
91454	CX 11-0470-12	215.33	215.33	0.00	0.00	0.00	0.00
91440	CX 14-0115-23	1,858.28	1,858.28	0.00	0.00	0.00	0.00
91405	CX 21-0550-07	-665.15	-1,199.78	534.63	0.00	0.00	0.00
92459	CX 23-0160-12	1,158.43	1,158.43	0.00	0.00	0.00	0.00
91410	CX 27-0034-06	78,661.33	77,530.86	12.28	0.00	0.00	1,118.19
92411	CX 28-0040-21	92,386.62	92,362.06	24.56	0.00	0.00	0.00
92403	CX 47-0086-08	605.00	0.00	605.00	0.00	0.00	0.00
91416	CX 56-0550-12	93,161.07	1,943.22	31,281.20	7,642.64	52,294.01	0.00
92405	CX 60-0119-13	-21.00	0.00	-21.00	0.00	0.00	0.00
92407	CX 61-0070-34	2,635.86	2,635.86	0.00	0.00	0.00	0.00
91459	CX 99-0000-09	24,109.11	24,109.11	0.00	0.00	0.00	0.00
93152	CX 99-0000-19	102,364.75	82,053.04	0.00	11,763.14	0.00	8,548.57
92408	CX 99-1000-30	14,205.65	14,205.65	0.00	0.00	0.00	0.00
92933	CX 99-1000-34	1,552.68	0.00	1,552.68	0.00	0.00	0.00
92444	CX 99-2000-53	365,259.74	349,721.66	0.00	1,137.53	1,614.94	12,785.61
91430	CX 99-3000-29	2,090.50	2,059.28	0.00	0.00	0.00	31.22
93007	CX 99-4000-36	3,771.89	3,771.89	0.00	0.00	0.00	0.00
92448	CX 99-5000-19	20,585.58	20,585.58	0.00	0.00	0.00	0.00
92416	CX 99-6000-54	12.28	12.28	0.00	0.00	0.00	0.00
	Subtotal	7,456,144.84	1,062,611.35	111,207.72	163,165.58	6,096,657.71	22,502.48 *
90656	CX-CY 03-0034-19	59,321.97	30,287.28	29,034.69	0.00	0.00	0.00
90448	CX-CY 11-0121-75	6,021,311.48	240,464.78	155,299.61	671,353.36	4,954,193.73	0.00
92412	CX-CY 44-0006-06	971,763.83	102,202.31	0.00	97,434.01	772,127.51	0.00
	Subtotal	7,052,397.28	372,954.37	184,334.30	768,787.37	5,726,321.24	0.00 *
92907	CXBRF 10-0470-09	15,858.78	15,858.78	0.00	0.00	0.00	0.00
92908	CXBRF 12-0002-35	530.16	530.16	0.00	0.00	0.00	0.00
91419	CXBRF 33-0071-18	6,431.20	6,431.20	0.00	0.00	0.00	0.00
	Subtotal	22,820.14	22,820.14	0.00	0.00	0.00	0.00 *
89409	CXFC-CY 24-0082-26	-147,882.66	0.00	-147,882.66	0.00	0.00	0.00
89498	CXFC-CY 43-0024-21	629,216.58	174,926.30	454,244.31	45.97	0.00	0.00
90439	CXFCU-CY 02-0047-01og	1,105,527.50	819,912.80	273,079.47	11,759.19	0.00	776.04
89418	CXFRU 10-0085-07	1,767.84	1,767.84	0.00	0.00	0.00	0.00
89468	CXFRU(GF) 10-0085-12	47,095.79	47,470.04	0.00	-101.03	-236.41	-36.81
	Subtotal	1,635,725.05	1,044,076.98	579,441.12	11,704.13	-236.41	739.23 *
92303	CY 06-0034-14	812,316.33	80,380.68	19,476.17	94,358.06	618,101.42	0.00
92317	CY 06-0287-43	38,750.92	601.68	3,920.98	3,835.25	30,393.01	0.00
92321	CY 11-0093-11	-11,445.84	-15,675.28	4,229.44	0.00	0.00	0.00
91313	CY 11-0121-74	219,240.98	33,626.85	185,614.13	0.00	0.00	0.00

COLORADO DEPARTMENT OF TRANSPORTATION

PROJECT EXPENDITURES BY MAJOR FUNCTION
June/FINAL, 1997

Run Date: Aug 15 1997
Data Refresh Date: Aug 2 1997
Effective Date: Jun 30 1997

PEMF

44

Proj	Proj No	Total	Prelim	ROW	Constr. Eng.	Construction	Other
93148	CY 11-0121-80	1,549.75	1,226.17	0.00	323.58	99.08	-99.08
92329	CY 20-0550-30	10,824.77	7,560.14	1,791.69	33.24	0.00	1,439.70
92327	CY 99-4000-35	1,287.96	1,283.43	0.00	4.53	0.00	0.00
	Subtotal	1,072,524.87	109,003.67	215,032.41	98,554.66	648,593.51	1,340.62 *
92413	CY-CX 06-0007-04	1,837,657.14	1,008,559.38	261,469.10	63,602.60	504,026.06	0.00
	Subtotal	1,837,657.14	1,008,559.38	261,469.10	63,602.60	504,026.06	0.00 *
92980	CYBRS-CXBRS 46-0385-08	2,116.65	1,909.82	138.48	68.35	0.00	0.00
	Subtotal	2,116.65	1,909.82	138.48	68.35	0.00	0.00 *
99901	DAMAGE REPAIR SECT 1	5.05	0.00	0.00	0.00	0.00	5.05
99903	DAMAGE REPAIR SECT 3	-34.00	0.00	0.00	0.00	0.00	-34.00
99904	DAMAGE REPAIR SECT 4	.04	0.00	0.00	0.00	0.00	.04
	Subtotal	-28.91	0.00	0.00	0.00	0.00	-28.91 *
69203	DBE FY92(001)	0.00	-.02	0.00	0.00	0.00	.02
10375	DBE FY94-002	-19,425.24	0.00	0.00	0.00	0.00	-19,425.24
10609	DBE FY95-002	190,196.77	0.00	0.00	0.00	0.00	190,196.77
11212	DBE FY96-001	96,413.47	0.00	0.00	0.00	0.00	96,413.47
11570	DBE FY97-001	146,726.15	0.00	0.00	0.00	0.00	146,726.15
11571	DBE FY97-002	117,185.99	0.00	0.00	0.00	0.00	117,185.99
	Subtotal	531,097.14	-.02	0.00	0.00	0.00	531,097.16 *
11621	DE 0253-145	272,226.08	0.00	0.00	30,507.08	241,719.00	0.00
11474	DE SW00-067	133,273.31	112,434.45	0.00	766.36	0.00	20,072.50
11565	DE SW00-073	738,986.68	0.00	0.00	0.00	0.00	738,986.68
	Subtotal	1,144,486.07	112,434.45	0.00	31,273.44	241,719.00	759,059.18 *
93236	DPS 0060(001)	266,960.18	0.00	0.00	35,515.15	231,445.03	0.00
	Subtotal	266,960.18	0.00	0.00	35,515.15	231,445.03	0.00 *
10136	ER C093-002	4,346.84	4,346.84	0.00	0.00	0.00	0.00
	Subtotal	4,346.84	4,346.84	0.00	0.00	0.00	0.00 *
88056	FC 093-1(009)	16,328.61	16,328.61	0.00	0.00	0.00	0.00
	Subtotal	16,328.61	16,328.61	0.00	0.00	0.00	0.00 *
91130	FC(CX) 006-1(054)	100,830.44	98,132.73	2,697.71	0.00	0.00	0.00
92072	FC(CX) 034-2(016)	306,194.81	306,194.81	0.00	0.00	0.00	0.00
	Subtotal	407,025.25	404,327.54	2,697.71	0.00	0.00	0.00 *
90050	FC-NH(CX) 000S(016)	117,902.22	0.00	0.00	0.00	0.00	117,902.22
91044	FC-NH(CX) 024-3(036)	170,658.31	170,658.31	0.00	0.00	0.00	0.00
89102	FC-NH(CX) 074-1(003)	291,924.30	9,250.12	282,674.18	0.00	0.00	0.00
89103	FC-NH(CX) 074-1(004)	11,027.51	12,130.05	-1,102.54	0.00	0.00	0.00
91050	FC-NH(CX) 160-2(048)	813,787.60	813,787.60	0.00	0.00	0.00	0.00
91017	FC-NHCX 0252-271	3,320.61	3,320.61	0.00	0.00	0.00	0.00
90046	FC-STR(CX) 082-1(016)	29,677.47	0.00	29,677.47	0.00	0.00	0.00
86060	FC-STR(CX) 085-2(036)	229.75	229.75	0.00	0.00	0.00	0.00
91049	FC-STR(CX) 287-3(053)	536,185.74	421,280.41	114,905.33	0.00	0.00	0.00
	Subtotal	1,974,713.51	1,430,656.85	426,154.44	0.00	0.00	117,902.22 *
79195	FCU(CX) 024-3(009)	116,341.79	62,320.41	54,021.38	0.00	0.00	0.00
91163	FCU(CX) 024-3(039)	826.45	0.00	0.00	109.95	716.50	0.00
91051	FCU(CX) 085-2(057)	1,372,058.37	1,004,325.01	367,733.36	0.00	0.00	0.00
89055	FCU-CX 083-1(049)	1,739,451.53	1,695,916.81	43,003.22	0.00	0.00	531.50

COLORADO DEPARTMENT OF TRANSPORTATION

PEMF

PROJECT EXPENDITURES BY MAJOR FUNCTION
June/FINAL, 1997

Run Date: Aug 15 1997
Data Refresh Date: Aug 2 1997
Effective Date: Jun 30 1997

Proj	Proj No	Total	Prelim	ROW	Constr. Eng.	Construction	Other
90043	FCU-NH(CX) 083-1(052)	419,456.46	43,480.07	375,976.39	0.00	0.00	0.00
90049	FCU-NH(CX) 085-2(054)	1,958,200.49	323,728.47	1,634,449.03	0.00	0.00	22.99
90048	FCU-NH(CX) 287-3(052)	1,523,411.19	601,270.45	922,140.74	0.00	0.00	0.00
84076	FCU-NH(CX)-CX-CY 287-3(037)	277.17	145,791.84	267.38	-145,782.05	0.00	0.00
	Subtotal	7,130,023.45	3,876,833.06	3,397,591.50	-145,672.10	716.50	554.49 *
87037	FR 009-2(008)	27.93	-649.59	0.00	0.00	0.00	677.52
89035	FR 009-2(010)	13,082.14	13,082.14	0.00	0.00	0.00	0.00
	Subtotal	13,110.07	12,432.55	0.00	0.00	0.00	677.52 *
88041	FR(CX) 009-2(009)	1,038,362.84	77,087.99	0.00	107,717.96	853,556.89	0.00
89036	FR(CX) 040-3(016)	878,813.87	878,813.87	0.00	0.00	0.00	0.00
	Subtotal	1,917,176.71	955,901.86	0.00	107,717.96	853,556.89	0.00 *
91046	FR-NH(CX) 040-2(027)	26,203.21	23,735.06	2,468.15	0.00	0.00	0.00
90044	FR-NH(CX) 115-1(004)	51,734.92	51,734.92	0.00	0.00	0.00	0.00
	Subtotal	77,938.13	75,469.98	2,468.15	0.00	0.00	0.00 *
11490	HB 0072-008	605.23	431.66	0.00	173.57	0.00	0.00
11167	HB 0091-012	1,000.83	1,000.83	0.00	0.00	0.00	0.00
11417	HB 009A-019	204,796.71	370.53	0.00	26,590.60	177,835.58	0.00
11158	HB 0252-283	3,374,253.50	1,545.16	0.00	208,702.04	3,164,006.30	0.00
11514	HB 0252-296	1,446,986.17	0.00	0.00	175,691.21	1,271,294.96	0.00
11515	HB 0252-297	1,345,199.69	148.39	1,090.94	150,662.66	1,193,297.70	0.00
11149	HB 0253-133	8,283,915.76	0.00	0.00	999,629.87	7,284,285.89	0.00
11508	HB 0253-139	5,820.90	4,151.56	0.00	1,669.34	0.00	0.00
11686	HB 0253-146	302,722.59	850.14	0.00	34,123.85	267,748.60	0.00
11491	HB 0362-014	1,804,902.93	1,188.41	0.00	202,529.78	1,601,184.74	0.00
10395	HB 0402-041	2,571,636.09	0.00	0.00	338,669.65	2,232,966.44	0.00
11613	HB 0402-049	1,758,253.48	0.00	0.00	197,011.57	1,561,241.91	0.00
11041	HB 047-1(019)	428,519.11	0.00	0.00	48,015.38	380,503.73	0.00
11155	HB 0503-049	1,689,792.25	0.00	1,689,792.25	0.00	0.00	0.00
11494	HB 059A-020	769,440.22	5,942.25	0.00	88,343.58	675,154.39	0.00
11168	HB 0703-225	2,761,384.49	2,599.30	0.00	362,003.17	2,396,782.02	0.00
11512	HB 0703-234	4,071,440.20	0.00	0.00	489,528.06	3,581,912.14	0.00
10603	HB 0704-168	856,779.54	0.00	0.00	70,743.27	786,036.27	0.00
10753	HB 0821-035	4,865,052.84	308,872.17	759,363.56	448,658.41	3,348,158.70	0.00
11266	HB 0821-040	5,909.67	5,249.82	0.00	659.85	0.00	0.00
11265	HB 0852-071	859.80	613.22	0.00	246.58	0.00	0.00
10061	HB 0852-075	1,803,931.09	0.00	0.00	202,130.92	1,601,795.13	5.04
11500	HB 1601-039	278,574.00	269,553.41	9,020.59	0.00	0.00	0.00
11824	HB 1602-062	1,462.23	1,042.88	0.00	419.35	0.00	0.00
92917	HB 225-4(049)	6,868,974.71	0.00	0.00	822,872.12	6,046,102.59	0.00
10604	HB 2254-053	2,674,271.14	547.63	0.00	220,766.16	2,452,957.35	0.00
11475	HB 2871-025	11,816,235.46	924.59	6,188.40	1,330,077.56	10,479,044.91	0.00
11476	HB 2872-010	6,390,869.07	414.84	3,487.08	797,314.96	5,589,652.19	0.00
11492	HB 2873-088	57,087.81	0.00	0.00	6,396.66	50,691.15	0.00
	Subtotal	66,440,677.51	605,446.79	2,468,942.82	7,223,630.17	56,142,652.69	5.04 *
90136	HES 0006(060)	0.00	0.00	0.00	2,066.88	-2,066.88	0.00
	Subtotal	0.00	0.00	0.00	2,066.88	-2,066.88	0.00 *
89120	HOS 0006(057)	0.00	0.00	0.00	247.24	-247.24	0.00
92094	HOS 0006(084)	-17,870.50	0.00	0.00	0.00	-17,870.50	0.00
92095	HOS 0006(085)	0.00	0.00	0.00	-1,425.00	1,425.00	0.00
92096	HOS 0006(086)	18,747.79	0.00	0.00	2,407.04	16,340.75	0.00
93303	HOS 0006(088)	0.00	0.00	0.00	-31,052.54	31,052.54	0.00

COLORADO DEPARTMENT OF TRANSPORTATION

PROJECT EXPENDITURES BY MAJOR FUNCTION
June/FINAL, 1997

Run Date: Aug 15 1997
Data Refresh Date: Aug 2 1997
Effective Date: Jun 30 1997

46

PEMF

Proj	Proj No	Total	Prelim	ROW	Constr. Eng.	Construction	Other
93305	HOS 0006(090)	393.10	0.00	0.00	52.30	340.80	0.00
93306	HOS 0006(091)	-3.00	0.00	0.00	-27,557.36	27,554.36	0.00
93307	HOS 0006(092)	0.00	0.00	0.00	-2,846.70	2,846.70	0.00
	Subtotal	1,267.39	0.00	0.00	-60,175.02	61,442.41	0.00 *
11635	HPR 0001(128)	33,412.88	0.00	0.00	0.00	0.00	33,412.88
93127	HPR 0003(020)	-14,675.32	0.00	0.00	0.00	0.00	-14,675.32
	Subtotal	18,737.56	0.00	0.00	0.00	0.00	18,737.56 *
89007	I 070-2(145)	0.00	0.00	0.00	40,200.00	-40,200.00	0.00
93107	I 070-3(200)	-557.94	10.00	0.00	-201.53	-366.41	0.00
	Subtotal	-557.94	10.00	0.00	39,998.47	-40,566.41	0.00 *
92004	I(CX) 070-2(146)	0.00	0.00	0.00	25,800.00	-25,800.00	0.00
92012	I(CX) 076-1(136)	439,402.46	0.00	0.00	149,400.83	290,001.63	0.00
91148	I(CX) 076-1(159)	-49,310.24	-49,310.24	0.00	0.00	0.00	0.00
	Subtotal	390,092.22	-49,310.24	0.00	175,200.83	264,201.63	0.00 *
92005	I-IDCX 070-2(149)	730,627.98	0.00	0.00	93,512.71	637,115.27	0.00
90014	I-IR(CX) 076-1(144)	0.00	0.00	0.00	11,659.51	-11,659.51	0.00
	Subtotal	730,627.98	0.00	0.00	105,172.22	625,455.76	0.00 *
89151	ID 070-2(139)	99,513.79	0.00	0.00	916,423.74	-816,909.95	0.00
93271	ID 076-1(161)	6,356,594.80	0.00	0.00	785,385.81	5,571,208.99	0.00
	Subtotal	6,456,108.59	0.00	0.00	1,701,809.55	4,754,299.04	0.00 *
89015	ID-I-NH(CX) 076-1(138)	4,479.84	0.00	4,479.84	0.00	0.00	0.00
	Subtotal	4,479.84	0.00	4,479.84	0.00	0.00	0.00 *
10943	IM 0251-138	1,576.67	0.00	0.00	176.67	1,400.00	0.00
11371	IM 0251-141	2,053,094.31	0.00	0.00	230,048.35	1,823,045.96	0.00
10056	IM 0252-263	0.00	0.00	0.00	804.87	-804.87	0.00
10133	IM 0252-266	26,591.53	0.00	0.00	2,979.58	23,611.95	0.00
93201	IM 0252-269	0.00	0.00	0.00	3,025.09	-3,025.09	0.00
10580	IM 0252-272	141,075.30	0.00	0.00	18,047.42	123,027.88	0.00
10768	IM 0252-278	1,142,857.89	6,347.32	0.00	163,291.87	973,218.70	0.00
10942	IM 0252-279	94,291.63	0.00	0.00	11,138.07	83,153.56	0.00
11228	IM 0252-287	8,821.68	8,821.68	0.00	0.00	0.00	0.00
11365	IM 0252-292	1,994,579.07	0.00	0.00	264,910.18	1,729,668.89	0.00
11373	IM 0252-293	1,253,539.58	0.00	0.00	165,331.23	1,088,208.35	0.00
11631	IM 0252-300	1,100,344.88	1,100,324.55	20.33	0.00	0.00	0.00
11755	IM 0252-302	320,567.23	0.00	0.00	35,919.43	284,647.80	0.00
11765	IM 0252-303	117,731.36	0.00	0.00	13,191.76	104,539.60	0.00
10125	IM 0253-116	70,630.73	0.00	0.00	8,548.94	62,081.79	0.00
10183	IM 0253-119	0.00	0.00	0.00	2,769.23	-2,769.23	0.00
10975	IM 0253-132	26,074.75	15,174.23	387.54	3,014.95	7,498.03	0.00
11576	IM 0253-141	16,266.63	16,266.63	0.00	0.00	0.00	0.00
11592	IM 0253-143	13,679.72	13,679.72	0.00	0.00	0.00	0.00
11593	IM 0253-144	18,550.67	18,550.67	0.00	0.00	0.00	0.00
92915	IM 070-4(161)	907,879.26	0.00	0.00	117,009.47	790,869.79	0.00
91022	IM 070-5(053)	0.00	0.00	0.00	57,943.33	-57,943.33	0.00
11406	IM 0702-207	577,278.32	0.00	0.00	81,527.48	495,750.84	0.00
10236	IM 0703-208	5,858.80	5,858.80	0.00	0.00	0.00	0.00
10583	IM 0703-213	171,060.83	0.00	0.00	22,757.19	148,303.64	0.00
10772	IM 0703-217	66.11	0.00	0.00	66.11	0.00	0.00
11173	IM 0703-226	-3,359.48	0.00	0.00	-446.93	-2,912.55	0.00
11229	IM 0703-227	12,639.02	12,639.02	0.00	0.00	0.00	0.00

COLORADO DEPARTMENT OF TRANSPORTATION

PEMF

PROJECT EXPENDITURES BY MAJOR FUNCTION
June/FINAL, 1997

Run Date: Aug 15 1997
Data Refresh Date: Aug 2 1997
Effective Date: Jun 30 1997

Proj	Proj No	Total	Prelim	ROW	Constr. Eng.	Construction	Other
11385	IM 0703-230	463,613.93	0.00	0.00	0.00	0.00	463,613.93
11438	IM 0703-233	4,010,804.18	0.00	0.00	517,198.29	3,493,605.89	0.00
11530	IM 0703-235	263,062.54	4,612.88	0.00	14.06	258,435.60	0.00
92914	IM 0704-160	0.00	0.00	0.00	3,660.57	-3,660.57	0.00
10463	IM 0704-167	5,265,612.27	0.00	0.00	613,379.53	4,652,232.74	0.00
11206	IM 0704-176	135,012.38	135,012.38	0.00	0.00	0.00	0.00
11327	IM 0704-177	9,406,082.68	106,149.17	0.00	1,042,582.04	8,257,351.47	0.00
11328	IM 0704-178	1,388,687.77	510,772.83	0.00	98,369.99	779,544.95	0.00
11364	IM 0704-179	2,551,527.73	0.00	0.00	338,152.27	2,213,375.46	0.00
11478	IM 0761-167	122,908.06	122,908.06	0.00	0.00	0.00	0.00
10827	IM 0831-065	4,055,399.21	205,679.52	0.00	431,359.45	3,418,360.24	0.00
11594	IM 2254-056	40,835.30	40,835.30	0.00	0.00	0.00	0.00
11128	IM R100-019	35,845.65	35,845.65	0.00	0.00	0.00	0.00
11129	IM R100-020	1,862,297.74	-1,467.35	0.00	208,836.76	1,654,928.33	0.00
11115	IM R200-034	455,434.27	0.00	0.00	60,559.85	394,874.42	0.00
11630	IM R200-051	4,385.51	4,385.51	0.00	0.00	0.00	0.00
11504	IM R300-035	12,368.91	12,368.91	0.00	0.00	0.00	0.00
11088	IM R600-052	1,509,183.54	1,318.84	0.00	173,711.72	1,334,152.98	0.00
	Subtotal	41,654,758.16	2,376,084.32	407.87	4,689,878.82	34,124,773.22	463,613.93 *
92019	IM(CX) 076-1(157)	440,875.30	23,658.87	0.00	50,753.94	366,462.49	0.00
93270	IM(CX) 076-1(160)	218,958.41	210,564.19	8,394.22	0.00	0.00	0.00
	Subtotal	659,833.71	234,223.06	8,394.22	50,753.94	366,462.49	0.00 *
91024	IM-IR(CX) 025-1(121)	60,933.63	60,933.63	0.00	0.00	0.00	0.00
92913	IM-STA(CX) 070-4(159)	0.00	0.00	0.00	2,662.13	-2,662.13	0.00
	Subtotal	60,933.63	60,933.63	0.00	2,662.13	-2,662.13	0.00 *
89022	IR 025-1(117)	0.00	943,936.55	0.00	0.00	-943,936.55	0.00
89096	IR 025-2(240)	-345.25	-345.25	0.00	0.00	0.00	0.00
90165	IR 070-2(182)	37,592.91	37,592.91	0.00	0.00	0.00	0.00
86019	IR 070-3(160)	62,093.95	62,081.67	12.28	0.00	0.00	0.00
	Subtotal	99,341.61	1,043,265.88	12.28	0.00	-943,936.55	0.00 *
90025	IR(CX) 025-1(120)	50,945.41	12,763.80	9,380.85	3,227.12	25,573.64	0.00
85184	IR(CX) 025-2(193)	21,592.96	-4,944.77	25,897.98	639.75	0.00	0.00
87014	IR(CX) 025-2(212)	2,932,505.58	2,932,505.58	0.00	0.00	0.00	0.00
87021	IR(CX) 025-2(216)	59,154.82	11,905.43	47,249.39	0.00	0.00	0.00
90168	IR(CX) 070-4(141)	9,239,079.18	73.66	0.00	1,211,251.11	8,027,754.41	0.00
90023	IR(CX) 070-4(143)	307,104.96	307,104.96	0.00	0.00	0.00	0.00
91020	IR(CX) 070-4(151)	704,493.98	0.00	0.00	93,656.82	610,837.16	0.00
90131	IR(CX) 070-4(153)	0.00	0.00	0.00	2,059.23	-2,059.23	0.00
90087	IR(CX) 270-6(026)	123,692.40	98,248.75	25,443.65	0.00	0.00	0.00
	Subtotal	13,438,569.29	3,357,657.41	107,971.87	1,310,834.03	8,662,105.98	0.00 *
91025	IR-IM(CX) 025-1(122)	3,797,852.17	1,116.42	0.00	433,871.42	3,362,864.33	0.00
91033	IR-IM(CX) 025-3(110)	3,105,851.65	835,166.57	1,687,535.84	65,345.59	517,803.65	0.00
91034	IR-IM(CX) 025-3(111)	648,006.67	647,431.18	575.49	0.00	0.00	0.00
92018	IR-IM(CX) 025-3(113)	86,826.55	86,826.55	0.00	0.00	0.00	0.00
89100	IR-IM(CX) 070-4(145)	2,053,891.75	1,742,886.81	311,004.94	0.00	0.00	0.00
91035	IR-IM(CX) 076-1(154)	287,076.89	3,868.15	0.00	31,733.43	251,475.31	0.00
90085	IR-IM-NH(CX) 025-3(107)	3,152,461.14	1,292,957.88	1,859,470.26	0.00	0.00	33.00
88034	IR-IM-NH(CX) 070-4(130)	392,091.73	197,327.17	194,764.56	0.00	0.00	0.00
89028	IR-NH(CX) 025-2(234)	70.76	70.76	0.00	0.00	0.00	0.00
91023	IR-NH(CX) 025-2(252)	362,798.61	0.00	362,798.61	0.00	0.00	0.00
88035	IR-NH(CX) 225-4(046)	65,607.34	56,049.37	9,557.97	0.00	0.00	0.00

COLORADO DEPARTMENT OF TRANSPORTATION

PROJECT EXPENDITURES BY MAJOR FUNCTION
June/FINAL, 1997

Run Date: Aug 15 1997
Data Refresh Date: Aug 2 1997
Effective Date: Jun 30 1997

48

PEMF

Proj	Proj No	Total	Prelim	ROW	Constr. Eng.	Construction	Other
Subtotal		13,952,535.26	4,863,700.86	4,425,707.67	530,950.44	4,132,143.29	33.00 *
90038	IRD(A) 070-4(146)	-769.46	-769.46	0.00	0.00	0.00	0.00
90106	IRD(B) 070-4(146)	58.33	58.31	0.00	0.00	.02	0.00
90107	IRD(C) 070-4(146)	-15.55	-15.55	0.00	0.00	0.00	0.00
91042	IRD(D) 025-2(242)	-.98	-.98	0.00	0.00	0.00	0.00
90109	IRD(PR) 070-4(146)	314.45	314.45	0.00	-43,242.48	43,242.48	0.00
91039	IRD-CX(A) 025-2(242)	19,754.50	0.00	0.00	2,214.35	17,540.15	0.00
90108	IRDTCPX 070-4(146)	-15.55	-15.55	0.00	0.00	0.00	0.00
Subtotal		19,325.74	-428.78	0.00	-41,028.13	60,782.65	0.00 *
11717	ITS 9608(001)	104,943.31	0.00	0.00	0.00	0.00	104,943.31
11718	ITS 9608(602)	2,000.00	0.00	0.00	0.00	0.00	2,000.00
11807	ITS 9708(601)	14,015.39	0.00	0.00	0.00	0.00	14,015.39
11561	ITS SWOO-070	70,380.96	0.00	0.00	0.00	0.00	70,380.96
Subtotal		191,339.66	0.00	0.00	0.00	0.00	191,339.66 *
93231	IVH 9208(602)	16,894.97	0.00	0.00	0.00	0.00	16,894.97
93338	IVH 9308(603)	70.05	70.05	0.00	0.00	0.00	0.00
10703	IVH 9408(001)	125,601.81	0.00	0.00	0.00	0.00	125,601.81
10710	IVH 9408(002)	217,607.26	0.00	0.00	0.00	0.00	217,607.26
10704	IVH 9408(003)	163,847.72	0.00	0.00	0.00	0.00	163,847.72
10705	IVH 9408(004)	69,046.51	0.00	0.00	0.00	0.00	69,046.51
91865	IVH-MP 9108(001)	300,784.52	300,784.52	0.00	0.00	0.00	0.00
93352	IVHS 9308(602)	35,429.48	0.00	0.00	0.00	0.00	35,429.48
Subtotal		929,282.32	300,854.57	0.00	0.00	0.00	628,427.75 *
85187	IXFU 470-1(058)	718.19	0.00	718.19	0.00	0.00	0.00
Subtotal		718.19	0.00	718.19	0.00	0.00	0.00 *
11193	LTAP SW00-056	89,709.18	0.00	0.00	0.00	0.00	89,709.18
11572	LTAP SW00-074	40,390.03	0.00	0.00	0.00	0.00	40,390.03
Subtotal		130,099.21	0.00	0.00	0.00	0.00	130,099.21 *
90150	M 0026(012)	8,411.88	8,411.88	0.00	0.00	0.00	0.00
Subtotal		8,411.88	8,411.88	0.00	0.00	0.00	0.00 *
89126	M 1453(003)	6,642.12	6,642.12	0.00	0.00	0.00	0.00
90148	M 1471(003)	19,903.85	19,903.85	0.00	0.00	0.00	0.00
Subtotal		26,545.97	26,545.97	0.00	0.00	0.00	0.00 *
89163	M 2225(005)	3,382.68	0.00	3,382.68	0.00	0.00	0.00
Subtotal		3,382.68	0.00	3,382.68	0.00	0.00	0.00 *
93119	M 4086(001)	4,029.39	4,029.39	0.00	0.00	0.00	0.00
Subtotal		4,029.39	4,029.39	0.00	0.00	0.00	0.00 *
90159	M-STU 1266(005)	0.00	0.00	0.00	-4,577.92	4,577.92	0.00
90149	M-STU 1386(001)	-1,241.89	-1,241.89	0.00	0.00	0.00	0.00
Subtotal		-1,241.89	-1,241.89	0.00	-4,577.92	4,577.92	0.00 *
11338	MC 006A-024	321,240.33	1,000.53	0.00	43,396.30	276,843.50	0.00
11003	MC 0242-015	69,150.19	0.00	0.00	14,360.51	51,957.91	2,831.77
11437	MC 0242-019	6,669.79	1.24	0.00	872.35	5,796.20	0.00
11641	MC 029A-001	2,699.79	0.00	2,699.79	0.00	0.00	0.00
11339	MC 0502-037	799,256.24	3,650.69	0.00	99,663.81	695,941.74	0.00
11043	MC 067A-005	319,974.70	0.00	0.00	-25.30	320,000.00	0.00

PEMF

PROJECT EXPENDITURES BY MAJOR FUNCTION
June/FINAL, 1997

Run Date: Aug 15 1997
Data Refresh Date: Aug 2 1997
Effective Date: Jun 30 1997

Proj	Proj No	Total	Prelim	ROW	Constr. Eng.	Construction	Other
11337	MC 0821-042	481,483.30	1,367.63	0.00	63,593.67	416,522.00	0.00
11495	MC 0831-071	318,033.26	7,918.81	0.00	38,380.25	271,734.20	0.00
11547	MC 083A-027	94,368.47	0.00	0.00	12,545.96	81,822.51	0.00
11413	MC 105A-008	62,981.43	5,626.94	0.00	6,426.54	50,927.95	0.00
10937	MC 141A-023	4,000.00	0.00	0.00	4,000.00	0.00	0.00
11130	MC 265A-001	7,632.11	0.00	7,632.11	0.00	0.00	0.00
11103	MC C040-009	718,824.54	0.00	0.00	92,670.50	626,154.04	0.00
11340	MC C080-013	500,192.28	16,561.85	0.00	54,190.59	429,439.84	0.00
11336	MC C280-002	1,572,189.95	19,297.79	0.00	174,000.92	1,378,891.24	0.00
10486	MC C510-005	20,230.78	20,230.78	0.00	0.00	0.00	0.00
11164	MC R100-022	92,154.36	0.00	0.00	12,520.68	79,633.68	0.00
11564	MC R100-035	294,880.50	0.00	0.00	0.00	294,880.50	0.00
10491	MC R200-009	300.83	0.00	0.00	40.02	260.81	0.00
10492	MC R200-010	9,709.65	0.00	0.00	1,291.72	8,417.93	0.00
11687	MC R300-038	576,009.95	9,444.38	0.00	63,483.43	503,082.14	0.00
11701	MC R300-039	20,326.83	20,326.83	0.00	0.00	0.00	0.00
11124	MC R600-054	1,732,088.97	0.00	0.00	230,568.39	1,501,520.58	0.00
11160	MC R600-058	42,380.85	2,230.38	0.00	4,499.34	35,651.13	0.00
11277	MC R600-064	77,814.32	-3.50	0.00	10,302.79	67,141.00	374.03
11821	MC R600-087	34,370.00	0.00	0.00	0.00	34,370.00	0.00
	Subtotal	8,178,963.42	107,654.35	10,331.90	926,782.47	7,130,988.90	3,205.80 *
90145	MG 1000(066)	0.00	-66.31	0.00	0.00	66.31	0.00
92078	MG 3000(008)	-304.67	-244.67	0.00	-60.00	0.00	0.00
92075	MG 5000(017)	-12,368.56	0.00	0.00	0.00	0.00	-12,368.56
	Subtotal	-12,673.23	-310.98	0.00	-60.00	66.31	-12,368.56 *
90834	MP 01-0025-56	8,566.58	8,566.58	0.00	0.00	0.00	0.00
11414	MP 016A-038	3,804.87	3,804.87	0.00	0.00	0.00	0.00
10329	MP 0253-121	-27,536.97	0.00	0.00	-86,126.83	58,589.86	0.00
11506	MP 0362-015	1,122.59	0.00	0.00	0.00	0.00	1,122.59
10100	MP 0504-022	110,000.00	0.00	0.00	0.00	110,000.00	0.00
11344	MP 0702-203	1,674.19	0.00	0.00	0.00	1,674.19	0.00
10020	MP 0703-203	322,672.25	0.00	0.00	0.00	0.00	322,672.25
11271	MP 0703-228	296,324.89	0.00	0.00	0.00	0.00	296,324.89
11768	MP 0703-236	2,137.74	0.00	0.00	0.00	0.00	2,137.74
87853	MP 10-0000-04	16,525.67	12.28	0.00	0.00	0.00	16,513.39
91863	MP 17-0050-19	7,339.02	0.00	0.00	0.00	7,339.02	0.00
93245	MP 29-0050-09	8,507.22	0.00	0.00	0.00	8,507.22	0.00
92818	MP 45-0287-08	0.00	0.00	0.00	0.00	0.00	0.00
11650	MP 6600-079	307,013.11	216,293.58	0.00	0.00	88,040.62	2,678.91
10676	MP C320-001	1,587.70	1,067.70	0.00	0.00	520.00	0.00
10066	MP C400-001	35,642.03	0.00	0.00	0.00	35,642.03	0.00
10485	MP C510-004	33,540.01	0.00	0.00	0.00	0.00	33,540.01
11809	MP C510-014	40,024.55	24.55	0.00	0.00	40,000.00	0.00
11032	MP R100-018	5,880.74	0.00	0.00	0.00	0.00	5,880.74
10626	MP R200-016	465,775.82	135.02	0.00	0.00	465,640.80	0.00
10627	MP R200-017	21,857.03	0.00	0.00	0.00	21,857.03	0.00
10629	MP R200-018	24,246.04	0.00	0.00	0.00	22,298.67	1,947.37
11243	MP R200-036	1,277,727.43	0.00	0.00	162.75	926,936.15	350,628.53
11298	MP R200-037	455.00	0.00	0.00	0.00	275.00	180.00
11404	MP R200-043	133,714.03	0.00	0.00	0.00	111,046.57	22,667.46
11405	MP R200-044	251,676.81	0.00	0.00	0.00	145,550.00	106,126.81
11435	MP R200-046	9,567.32	9,567.32	0.00	0.00	0.00	0.00
11536	MP R200-049	561.24	0.00	0.00	0.00	0.00	561.24
11636	MP R200-052	1,158,352.76	0.00	0.00	2,480.19	731,326.82	424,545.75
11751	MP R200-053	187,776.20	0.00	0.00	0.00	157,670.18	30,106.02

COLORADO DEPARTMENT OF TRANSPORTATION

PEMF

PROJECT EXPENDITURES BY MAJOR FUNCTION
June/FINAL, 1997

Run Date: Aug 15 1997
Data Refresh Date: Aug 2 1997
Effective Date: Jun 30 1997

05

Proj	Proj No	Total	Prelim	ROW	Constr. Eng.	Construction	Other
11752	MP R200-054	177.75	0.00	0.00	0.00	0.00	177.75
11797	MP R200-060	100,340.40	0.00	0.00	0.00	56.40	100,284.00
11353	MP R300-030	107.53	0.00	0.00	0.00	0.00	107.53
11397	MP R300-031	38,294.71	0.00	0.00	0.00	16,602.64	21,692.07
10065	MP R500-003	2,669.37	0.00	0.00	0.00	2,669.37	0.00
10138	MP R500-005	48,500.00	0.00	0.00	0.00	0.00	48,500.00
11184	MP R500-014	974.71	974.71	0.00	0.00	0.00	0.00
11886	MP R500-021	1,131.56	0.00	0.00	0.00	1,131.56	0.00
11887	MP R500-022	5,745.30	0.00	0.00	0.00	5,745.30	0.00
10873	MP R600-046	8,827.92	644.94	0.00	0.00	8,182.98	0.00
	Subtotal	4,913,689.84	241,091.55	0.00	-83,483.89	2,967,687.13	1,788,395.05 *
89826	MP-CX 99-0000-01	-52,000.00	0.00	0.00	0.00	0.00	-52,000.00
93111	MP-CX 99-0000-17	948,889.07	577.29	0.00	343.38	0.00	947,968.40
	Subtotal	896,889.07	577.29	0.00	343.38	0.00	895,968.40 *
90161	MRU 0088(013)	151,040.55	0.00	78,909.60	9,559.05	62,571.90	0.00
	Subtotal	151,040.55	0.00	78,909.60	9,559.05	62,571.90	0.00 *
11361	MSI SW00-065	20,478.54	0.00	0.00	0.00	0.00	20,478.54
	Subtotal	20,478.54	0.00	0.00	0.00	0.00	20,478.54 *
86228	MU 0085(010)	3,789.82	2,690.97	1,098.85	0.00	0.00	0.00
	Subtotal	3,789.82	2,690.97	1,098.85	0.00	0.00	0.00 *
88177	MU-HES 0040(004)	0.00	0.00	0.00	14,950.00	-14,950.00	0.00
91094	MU-STU 0030(006)	113,633.61	107,886.66	5,746.95	0.00	0.00	0.00
90163	MU-STU 0075(016)	461.31	461.31	0.00	0.00	0.00	0.00
	Subtotal	114,094.92	108,347.97	5,746.95	14,950.00	-14,950.00	0.00 *
11600	NH 0021-022	84,685.66	84,685.66	0.00	0.00	0.00	0.00
10582	NH 0092-014	186,581.31	186,581.31	0.00	0.00	0.00	0.00
11181	NH 0243-049	114,575.93	114,575.93	0.00	0.00	0.00	0.00
93145	NH 0251-130	15.55	0.00	0.00	-141,035.39	141,050.94	0.00
92414	NH 0341-038	304,870.13	178,698.66	126,171.47	0.00	0.00	0.00
90624	NH 0342-018	1,324,101.02	109,741.88	1,214,359.14	0.00	0.00	0.00
11272	NH 0342-025	10,236.92	0.00	0.00	1,146.92	9,090.00	0.00
11079	NH 0401-012	1,841,132.50	1,008.19	0.00	220,509.33	1,619,614.98	0.00
10210	NH 0402-038	1,072,952.37	0.00	0.00	141,570.30	931,382.07	0.00
11172	NH 0403-020	2,399,408.47	3,920.73	0.00	307,151.54	2,088,336.20	0.00
11232	NH 0403-021	336.89	336.89	0.00	0.00	0.00	0.00
11578	NH 0403-022	50,326.21	50,326.21	0.00	0.00	0.00	0.00
11627	NH 0403-023	122,738.88	122,738.88	0.00	0.00	0.00	0.00
11366	NH 0404-031	2,665,427.25	0.00	0.00	314,314.94	2,351,112.31	0.00
11235	NH 0405-020	9,554.14	9,554.14	0.00	0.00	0.00	0.00
11323	NH 0405-021	331,461.00	326,473.74	4,987.26	0.00	0.00	0.00
11037	NH 0501-034	500,195.78	500,195.78	0.00	0.00	0.00	0.00
10087	NH 0502-030	2,823,694.22	1,017.63	0.00	347,736.74	2,474,939.85	0.00
10088	NH 0502-031	0.00	0.00	0.00	-18,673.53	18,673.53	0.00
11446	NH 0502-038	64,324.34	64,324.34	0.00	0.00	0.00	0.00
10093	NH 0702-193	78,519.24	0.00	0.00	17,556.24	60,963.00	0.00
11071	NH 0702-198	1,952,607.06	8,824.57	0.00	218,696.81	1,725,085.68	0.00
11234	NH 0702-201	79,933.22	63,886.59	0.00	1,798.02	14,248.61	0.00
11341	NH 0702-202	2,340,805.39	29,023.41	0.00	259,034.19	2,052,747.79	0.00
11502	NH 0702-208	21,308.08	21,308.08	0.00	0.00	0.00	0.00
11708	NH 0702-209	10,790.65	10,790.65	0.00	0.00	0.00	0.00
10233	NH 0703-207	18,522.74	0.00	0.00	7,107.59	11,415.15	0.00

COLORADO DEPARTMENT OF TRANSPORTATION

PROJECT EXPENDITURES BY MAJOR FUNCTION
June/FINAL, 1997

Run Date: Aug 15 1997
Data Refresh Date: Aug 2 1997
Effective Date: Jun 30 1997

PEMF

Proj	Proj No	Total	Prelim	ROW	Constr. Eng.	Construction	Other
10785	NH 0761-164	1,016.99	0.00	0.00	0.00	0.00	1,016.99
10187	NH 0762-033	41,909.79	0.00	0.00	4,695.64	37,214.15	0.00
10188	NH 0762-034	5,360.51	0.00	0.00	636.79	4,723.72	0.00
11204	NH 0762-038	9,861.93	9,861.93	0.00	0.00	0.00	0.00
10770	NH 0831-064	681,208.26	20,929.49	0.00	73,983.95	586,294.82	0.00
10606	NH 0852-067	3,462,108.06	0.00	0.00	387,954.76	3,074,153.30	0.00
92935	NH 0853-017	28,105.69	0.00	0.00	3,149.23	24,956.46	0.00
11211	NH 093A-004	143,169.15	138,516.27	4,652.88	0.00	0.00	0.00
10126	NH 1191-005	-2,109.37	-2,109.37	0.00	1,000.00	-1,000.00	0.00
11597	NH 1211-051	16,281.64	16,281.64	0.00	0.00	0.00	0.00
93277	NH 1601-031	212,896.87	0.00	0.00	26,828.70	186,068.17	0.00
10223	NH 1601-033	1,074,696.65	256,898.23	139,210.50	76,035.47	602,552.45	0.00
10224	NH 1601-034	17,758.44	17,758.44	0.00	0.00	0.00	0.00
10575	NH 1601-036	907,105.54	422,398.16	468,427.63	1,824.15	14,455.60	0.00
11524	NH 1601-040	14,532.51	14,532.51	0.00	0.00	0.00	0.00
11525	NH 1601-041	9,185.60	9,185.60	0.00	0.00	0.00	0.00
11604	NH 1601-043	2,138.84	2,138.84	0.00	0.00	0.00	0.00
10226	NH 1602-056	2,412,154.85	137,441.68	1,045,598.59	137,721.79	1,091,392.79	0.00
10578	NH 1602-058	476,691.67	476,691.67	0.00	0.00	0.00	0.00
10228	NH 2852-005	6,006.07	-151.01	0.00	-2,144.69	8,301.77	0.00
10773	NH 2854-059	51,949.80	50,042.03	1,207.77	0.00	700.00	0.00
11171	NH 2854-061	1,387,403.47	90,143.03	1,297,260.44	0.00	0.00	0.00
11517	NH 2854-062	316,575.43	0.00	0.00	40,190.93	276,384.50	0.00
11546	NH 2854-063	234,039.19	0.00	0.00	26,224.00	207,815.19	0.00
11585	NH 2854-064	689,437.08	689,437.08	0.00	0.00	0.00	0.00
11845	NH 2854-065	1,711.76	1,711.76	0.00	0.00	0.00	0.00
10651	NH 2871-024	-6,418.85	0.00	0.00	-6,418.85	0.00	0.00
91309	NH 2873-068	117,933.80	117,933.80	0.00	0.00	0.00	0.00
10185	NH 2873-069	636,621.74	0.00	0.00	84,277.31	552,344.43	0.00
10326	NH 2873-071	883,207.22	0.00	0.00	112,242.14	770,965.08	0.00
10506	NH 2873-076	1,244,992.30	0.00	0.00	139,500.83	1,105,491.47	0.00
11325	NH 2873-086	3,784.26	3,784.26	0.00	0.00	0.00	0.00
11523	NH 5501-006	179,653.26	2,532.16	0.00	23,662.10	153,459.00	0.00
10556	NH 5502-027	2,406.07	0.00	0.00	864.47	1,541.60	0.00
11529	NH 5502-029	10,742.78	10,742.78	0.00	0.00	0.00	0.00
10577	NH C200-002	225,119.53	225,119.53	0.00	0.00	0.00	0.00
11522	NH R500-018	164,487.56	1,734.57	0.00	20,387.99	142,365.00	0.00
	Subtotal	34,072,831.04	4,601,568.35	4,301,875.68	2,829,530.41	22,338,839.61	1,016.99 *
92992	NH(CX) 024-3(040)	221.26	0.00	0.00	81.26	140.00	0.00
92029	NH(CX) 025-1(125)	-300.00	0.00	0.00	0.00	-300.00	0.00
91029	NH(CX) 025-2(250)	8,657.75	0.00	8,657.75	0.00	0.00	0.00
91030	NH(CX) 025-2(251)	65,838.82	0.00	65,838.82	0.00	0.00	0.00
93012	NH(CX) 070-3(194)	188,733.46	0.00	0.00	24,873.72	163,859.74	0.00
92961	NH(CX) 070-3(199)	208,703.95	207,239.32	1,464.63	0.00	0.00	0.00
93216	NH(CX) 160-1(029)	0.00	0.00	0.00	-1,750.00	1,750.00	0.00
92976	NH(CX) 160-2(049)	144,988.91	131,711.95	13,276.96	0.00	0.00	0.00
92977	NH(CX) 160-2(050)	51,548.70	51,548.70	0.00	0.00	0.00	0.00
92021	NH(CX) 225-4(039)	0.00	0.00	0.00	8,470.84	-8,470.84	0.00
92026	NH(CX) 285-4(045)	73,172.57	73,172.57	0.00	0.00	0.00	0.00
93015	NH(CX) 285-4(048)	1,763,972.84	0.00	0.00	220,788.76	1,543,184.08	0.00
92993	NH(CX) 287-1(021)	4,411.65	0.00	1,562.63	379.02	2,470.00	0.00
93084	NH(CX) 550-1(005)	503,357.03	503,357.03	0.00	0.00	0.00	0.00
	Subtotal	3,013,306.94	967,029.57	90,800.79	252,843.60	1,702,632.98	0.00 *
91433	NH-AQCM-CX-CC 085-2(063)	-13.55	0.00	0.00	4,513.68	-4,527.23	0.00
91043	NH-DE-CY 0200(805)	0.00	-10.19	0.00	2,479.58	-2,469.39	0.00

PROJECT EXPENDITURES BY MAJOR FUNCTION
June/FINAL, 1997

Run Date: Aug 15 1997
Data Refresh Date: Aug 2 1997
Effective Date: Jun 30 1997

PEMF

52

Proj	Proj No	Total	Prelim	ROW	Constr. Eng.	Construction	Other
87147	NH-FC(CX) 285-4(032)	8,853.73	8,853.73	0.00	0.00	0.00	0.00
90040	NH-FC(CX) 285-4(039)	22,130.41	0.00	22,130.41	0.00	0.00	0.00
88230	NH-FCUCX 085-2(051)	88,900.32	0.00	88,900.32	0.00	0.00	0.00
88174	NH-FR(CX) 160-2(046)	110,349.95	0.00	20,002.66	13,213.89	77,133.40	0.00
83312	NH-IR 025-2(174)	196.40	8.11	196.40	-8.11	0.00	0.00
91143	NH-IR(CX) 025-1(126)	3,029,467.93	3,029,467.93	0.00	0.00	0.00	0.00
88171	NH-IR(CX) 025-2(229)	1,204.96	1,204.96	0.00	0.00	0.00	0.00
88203	NH-IR(CX) 025-2(230)	2,099,604.63	460,119.03	1,639,485.60	0.00	0.00	0.00
91032	NH-IRCX 025-3(109)	259,541.20	259,541.20	0.00	0.00	0.00	0.00
	Subtotal	5,620,235.98	3,759,184.77	1,770,715.39	20,199.04	70,136.78	0.00 *
92024	NHD 025-2(256)	13,517.21	0.00	0.00	5,507.76	8,009.45	0.00
93223	NHD 025-2(262)	3,115,223.36	0.00	0.00	394,824.36	2,720,399.00	0.00
10602	NHD 0252-273	4,715,622.58	0.00	0.00	550,448.13	4,154,756.93	10,417.52
10605	NHD 0252-274	1,590,600.61	0.00	0.00	192,145.66	1,398,454.95	0.00
11140	NHD(B) 0252-274	939,627.12	0.00	0.00	122,913.87	816,713.25	0.00
92023	NHDA 025-2(255)	-794,224.39	0.00	0.00	-88,266.71	-705,957.68	0.00
	Subtotal	9,580,366.49	0.00	0.00	1,177,573.07	8,392,375.90	10,417.52 *
88204	NHIMIR(CX) 025-3(103)	270,990.42	203,461.66	67,528.76	0.00	0.00	0.00
	Subtotal	270,990.42	203,461.66	67,528.76	0.00	0.00	0.00 *
10592	NHS 025-1(136)	367,488.96	367,488.96	0.00	0.00	0.00	0.00
10737	NHS 0252-276	-70.76	-70.76	0.00	0.00	0.00	0.00
10747	NHS 0252-277	386,768.27	0.00	0.00	0.00	0.00	386,768.27
11591	NHS 0361-051	650,030.23	28,022.19	0.00	69,695.73	552,312.31	0.00
11598	NHS 0831-073	11,048.61	11,048.61	0.00	0.00	0.00	0.00
11595	NHS 4701-085	79,938.56	79,938.56	0.00	0.00	0.00	0.00
	Subtotal	1,495,203.87	486,427.56	0.00	69,695.73	552,312.31	386,768.27 *
91512	P 10-0001(032)	1,438.00	1,438.00	0.00	0.00	0.00	0.00
89544	P 11-0001(023)	68,095.95	0.00	0.00	0.00	0.00	68,095.95
10457	P 1C11-001	4,010.50	0.00	0.00	0.00	0.00	4,010.50
10766	P 1C11-002	4,641.80	0.00	0.00	0.00	0.00	4,641.80
10763	P 1C51-003	62,891.00	3,590.50	0.00	0.00	48,630.00	10,670.50
	Subtotal	141,077.25	5,028.50	0.00	0.00	48,630.00	87,418.75 *
86516	P 20-0005(005)	-2,715,033.88	0.00	0.00	0.00	0.00	-2,715,033.88
11526	P 2C02-002	19,804.74	19,804.74	0.00	0.00	0.00	0.00
10289	P 2C16-001	13,989.00	0.00	0.00	0.00	0.00	13,989.00
10821	P 2C17-001	91,617.53	0.00	0.00	0.00	0.00	91,617.53
	Subtotal	-2,589,622.61	19,804.74	0.00	0.00	0.00	-2,609,427.35 *
91515	P 33-0001(033)	86,309.81	-225.30	0.00	153.13	0.00	86,381.98
10745	P 3C08-002	248,444.98	0.00	0.00	394.27	0.00	248,050.71
11670	P 3C08-003	2,950.36	1,547.14	0.00	1,403.22	0.00	0.00
11766	P 3C42-002	31,729.46	0.00	0.00	0.00	0.00	31,729.46
	Subtotal	369,434.61	1,321.84	0.00	1,950.62	0.00	366,162.15 *
93156	P 42-0003(065)	152,956.27	423.97	0.00	1,059.80	0.00	151,472.50
11700	P 4C06-001	14,924.42	0.00	0.00	0.00	0.00	14,924.42
10803	P 4C13-001	3,140.69	0.00	0.00	0.00	0.00	3,140.69
	Subtotal	171,021.38	423.97	0.00	1,059.80	0.00	169,537.61 *
11737	P 5C20-004	1,545,964.27	0.00	0.00	0.00	0.00	1,545,964.27
11738	P 5C20-005	1,986,234.51	0.00	0.00	0.00	0.00	1,986,234.51

COLORADO DEPARTMENT OF TRANSPORTATION

PROJECT EXPENDITURES BY MAJOR FUNCTION
June/FINAL, 1997

Run Date: Aug 15 1997
Data Refresh Date: Aug 2 1997
Effective Date: Jun 30 1997

PEMF

Proj	Proj No	Total	Prelim	ROW	Constr. Eng.	Construction	Other
Subtotal		3,532,198.78	0.00	0.00	0.00	0.00	3,532,198.78 *
93057 P	62-0005(061)	20,133.71	0.00	0.00	0.00	0.00	20,133.71
10672 P	6C01-001	37,930.50	0.00	0.00	0.00	0.00	37,930.50
11107 P	6C11-001	88,050.00	0.00	0.00	88,050.00	0.00	0.00
Subtotal		146,114.21	0.00	0.00	88,050.00	0.00	58,064.21 *
10314 P	HQ01-004	1,341.00	0.00	0.00	0.00	0.00	1,341.00
10784 P	HQ01-011	44,965.51	15,830.84	0.00	0.00	0.00	29,134.67
11111 P	HQ01-016	4,740.32	0.00	0.00	0.00	0.00	4,740.32
Subtotal		51,046.83	15,830.84	0.00	0.00	0.00	35,215.99 *
10373 P	R100-007	10,464.52	0.00	0.00	9,451.91	0.00	1,012.61
10832 P	R100-011	10,266.90	10,266.90	0.00	0.00	0.00	0.00
10536 P	R200-014	127,552.45	3,356.36	0.00	0.00	0.00	124,196.09
10462 P	R300-010	27,018.20	0.00	0.00	0.00	63.60	26,954.60
11715 P	R300-040	16,802.14	0.00	0.00	268.87	0.00	16,533.27
10461 P	R400-022	20,325.24	2,128.24	0.00	0.00	0.00	18,197.00
10382 P	R500-010	1,359.09	0.00	0.00	0.00	0.00	1,359.09
Subtotal		213,788.54	15,751.50	0.00	9,720.78	63.60	188,252.66 *
92402 P-CX	47-0001-14	20,789.00	0.00	0.00	0.00	0.00	20,789.00
Subtotal		20,789.00	0.00	0.00	0.00	0.00	20,789.00 *
10402 PLH	050-3(043)	9,079.94	9,079.94	0.00	0.00	0.00	0.00
10934 PLH	0503-047	2,526,023.69	0.00	0.00	316,007.26	2,210,016.43	0.00
10370 PLH	139A-022	5.39	5.39	0.00	0.00	0.00	0.00
11213 PLH	139A-023	141,039.51	141,039.51	0.00	0.00	0.00	0.00
Subtotal		2,676,148.53	150,124.84	0.00	316,007.26	2,210,016.43	0.00 *
98900 Q	PROJECT CONTRA	-217,908.23	0.00	0.00	0.00	-217,908.23	0.00
Subtotal		-217,908.23	0.00	0.00	0.00	-217,908.23	0.00 *
10869 QIR	2706-028	3,874.49	0.00	3,874.49	0.00	0.00	0.00
Subtotal		3,874.49	0.00	3,874.49	0.00	0.00	0.00 *
85234 RRO	0020(010)	0.00	152.81	0.00	0.00	0.00	-152.81
91161 RRO	0030(023)	9.79	0.00	0.00	9.79	0.00	0.00
90089 RRO	0040(037)	81.93	82.93	0.00	-1.00	0.00	0.00
90124 RRO	0060(024)	2,360.29	2,360.29	0.00	0.00	0.00	0.00
92900 RRO	0060(031)	94,467.97	94,467.97	0.00	0.00	0.00	0.00
93291 RRO	0060(034)	987.00	987.00	0.00	0.00	0.00	0.00
10497 RRO	0141-011	24,837.79	24,837.79	0.00	0.00	0.00	0.00
10465 RRO	1121-003	1,042.77	1,042.77	0.00	0.00	0.00	0.00
10475 RRO	C010-004	12,566.93	12,566.93	0.00	0.00	0.00	0.00
10551 RRO	C070-007	139.55	139.55	0.00	0.00	0.00	0.00
10552 RRO	C070-008	3,093.68	3,093.68	0.00	0.00	0.00	0.00
10645 RRO	C070-009	28,409.00	28,409.00	0.00	0.00	0.00	0.00
10331 RRO	C080-004	83,926.29	83,926.29	0.00	0.00	0.00	0.00
10499 RRO	C130-003	84,300.41	84,300.41	0.00	0.00	0.00	0.00
10548 RRO	C180-001	14,411.97	14,411.97	0.00	0.00	0.00	0.00
10498 RRO	C190-002	115,411.00	115,411.00	0.00	0.00	0.00	0.00
10332 RRO	C280-001	94,132.85	94,132.85	0.00	0.00	0.00	0.00
10440 RRO	M830-003	-6,651.17	-6,651.17	0.00	0.00	0.00	0.00
10441 RRO	M830-004	8,974.38	8,974.38	0.00	0.00	0.00	0.00
10410 RRO	M915-001	108,300.94	108,300.94	0.00	0.00	0.00	0.00

COLORADO DEPARTMENT OF TRANSPORTATION

PROJECT EXPENDITURES BY MAJOR FUNCTION
June/FINAL, 1997

Run Date: Aug 15 1997
Data Refresh Date: Aug 2 1997
Effective Date: Jun 30 1997

PEMF

54

Proj	Proj No	Total	Prelim	ROW	Constr. Eng.	Construction	Other
----- Subtotal		670,803.37	670,947.39	0.00	8.79	0.00	-152.81 *
93293	RRP 0006(036)	2,593.85	2,593.85	0.00	0.00	0.00	0.00
10285	RRP 131A-021	557.07	557.07	0.00	0.00	0.00	0.00
93357	RRP 2873-064	2,203.25	2,203.25	0.00	0.00	0.00	0.00
10043	RRP C290-001	1,006.17	1,006.17	0.00	0.00	0.00	0.00
10041	RRP M175-001	777.08	777.08	0.00	0.00	0.00	0.00
10246	RRP M195-001	1,015.75	1,015.75	0.00	0.00	0.00	0.00
93359	RRP M470-001	89,823.00	89,823.00	0.00	0.00	0.00	0.00
93354	RRP M830-001	5,778.26	5,778.26	0.00	0.00	0.00	0.00
Subtotal		103,754.43	103,754.43	0.00	0.00	0.00	0.00 *
90061	RRS 085-2(055)	-986.17	-963.18	0.00	-14,556.87	14,556.87	-22.99
10810	RRS 0852-068	906,054.68	50,587.62	1,098.03	95,735.02	758,634.01	0.00
Subtotal		905,068.51	49,624.44	1,098.03	81,178.15	773,190.88	-22.99 *
88066	RS(CX)-CX 0007(007)	0.00	17,775.10	0.00	-17,924.10	149.00	0.00
Subtotal		0.00	17,775.10	0.00	-17,924.10	149.00	0.00 *
10000	SB BY92-001	7,087.54	0.00	0.00	0.00	0.00	7,087.54
10001	SB BY92-002	2,700.00	0.00	0.00	0.00	0.00	2,700.00
10008	SB BY92-008	1,733.02	0.00	0.00	0.00	0.00	1,733.02
10010	SB BY92-010	-24.93	0.00	0.00	0.00	0.00	-24.93
10013	SB BY92-013	-12.53	0.00	0.00	0.00	0.00	-12.53
10016	SB BY92-016	14,366.87	0.00	0.00	0.00	0.00	14,366.87
10337	SB C093-002	224.90	0.00	0.00	0.00	0.00	224.90
10338	SB C093-003	116,487.99	0.00	0.00	0.00	0.00	116,487.99
10339	SB C093-004	24,266.56	0.00	0.00	0.00	0.00	24,266.56
10340	SB C093-005	31,212.45	0.00	0.00	0.00	0.00	31,212.45
10341	SB C093-006	17,226.15	0.00	0.00	0.00	0.00	17,226.15
10342	SB C093-007	30,152.00	0.00	0.00	0.00	0.00	30,152.00
10344	SB C093-009	-12.46	0.00	0.00	0.00	0.00	-12.46
10346	SB C093-011	19,364.07	0.00	0.00	0.00	0.00	19,364.07
10348	SB C093-013	12.28	0.00	0.00	0.00	0.00	12.28
11020	SB C095-001	18,097.91	0.00	0.00	0.00	0.00	18,097.91
11012	SB C095-002	5,053.83	0.00	0.00	0.00	0.00	5,053.83
11013	SB C095-003	18,787.53	0.00	0.00	0.00	0.00	18,787.53
11014	SB C095-004	11,833.48	0.00	0.00	0.00	0.00	11,833.48
11015	SB C095-005	11,000.00	0.00	0.00	0.00	0.00	11,000.00
11016	SB C095-006	13,056.81	0.00	0.00	0.00	0.00	13,056.81
11017	SB C095-007	27,061.54	0.00	0.00	0.00	0.00	27,061.54
11240	SB C095-011	-148.64	0.00	0.00	0.00	0.00	-148.64
10729	SB C094-002	-12.53	0.00	0.00	0.00	0.00	-12.53
10730	SB C094-004	46,573.61	0.00	0.00	0.00	0.00	46,573.61
10731	SB C094-005	18,893.81	0.00	0.00	0.00	0.00	18,893.81
10732	SB C094-006	-12.53	0.00	0.00	0.00	0.00	-12.53
10733	SB C094-007	57,557.00	0.00	0.00	0.00	0.00	57,557.00
11450	SB C096-001	20,780.29	0.00	0.00	0.00	0.00	20,780.29
11451	SB C096-002	4,065.58	0.00	0.00	0.00	0.00	4,065.58
11453	SB C096-004	12,837.28	0.00	0.00	0.00	0.00	12,837.28
11454	SB C096-005	30,927.00	0.00	0.00	0.00	0.00	30,927.00
11457	SB C096-008	19,649.55	0.00	0.00	0.00	0.00	19,649.55
11460	SB C096-011	12.28	0.00	0.00	0.00	0.00	12.28
11462	SB C096-013	5,297.65	0.00	0.00	0.00	0.00	5,297.65
11463	SB C096-014	24.55	0.00	0.00	0.00	0.00	24.55
11466	SB C096-017	12.28	0.00	0.00	0.00	0.00	12.28
11470	SB C096-021	281,250.00	0.00	0.00	0.00	0.00	281,250.00

COLORADO DEPARTMENT OF TRANSPORTATION

PROJECT EXPENDITURES BY MAJOR FUNCTION
June/FINAL, 1997

Run Date: Aug 15 1997
Data Refresh Date: Aug 2 1997
Effective Date: Jun 30 1997

PEMF

Proj	Proj No	Total	Prelim	ROW	Constr. Eng.	Construction	Other
11816	SB CO97-007	423.69	0.00	0.00	0.00	0.00	423.69
	Subtotal	867,805.88	0.00	0.00	0.00	0.00	867,805.88 *
11117	SHE 0252-281	116,151.65	0.00	0.00	15,121.57	101,030.08	0.00
10298	SHE 0404-026	239,846.17	1,085.95	0.00	31,679.02	207,081.20	0.00
10300	SHE 0404-027	422,305.75	32,956.62	0.00	43,628.55	345,720.58	0.00
11682	SHE 0404-032	14,964.76	14,964.76	0.00	0.00	0.00	0.00
10483	SHE 0661-002	386,475.51	36.27	0.00	51,014.62	335,424.62	0.00
10778	SHE 0821-036	31,495.60	0.00	0.00	0.00	31,495.60	0.00
10901	SHE 0881-009	6,798.91	0.00	0.00	904.51	5,894.40	0.00
10301	SHE 2854-057	358,048.66	23,385.87	0.00	37,496.99	297,165.80	0.00
10900	SHE C010-013	145,948.82	6,062.41	0.00	15,674.21	124,212.20	0.00
11223	SHE C010-023	14,003.42	14,003.42	0.00	0.00	0.00	0.00
11224	SHE C010-024	14,570.61	14,570.61	0.00	0.00	0.00	0.00
11225	SHE C010-025	25,329.25	25,329.25	0.00	0.00	0.00	0.00
11680	SHE C010-035	6,571.16	6,571.16	0.00	0.00	0.00	0.00
	Subtotal	1,782,510.27	138,966.32	0.00	195,519.47	1,448,024.48	0.00 *
11222	SHO C010-022	67,091.01	67,091.01	0.00	0.00	0.00	0.00
10436	SHO M086-008	568,740.56	0.00	0.00	75,494.56	493,246.00	0.00
10688	SHO M086-013	183,755.76	1,976.32	0.00	0.00	181,779.44	0.00
10054	SHO M240-002	11,782.56	0.00	0.00	8,457.77	3,324.79	0.00
10302	SHO M320-002	-139.32	-139.32	0.00	0.00	0.00	0.00
	Subtotal	831,230.57	68,928.01	0.00	83,952.33	678,350.23	0.00 *
11376	SPR 0003-034	130,943.04	0.00	0.00	0.00	0.00	130,943.04
10622	SPR PL95-001	-18.06	0.00	0.00	0.00	0.00	-18.06
11201	SPR PL96-001	936,737.54	0.00	0.00	0.00	0.00	936,737.54
11532	SPR PL97-001	1,353,882.83	0.00	0.00	0.00	0.00	1,353,882.83
11200	SPR PR96-001	1,343.17	0.00	0.00	0.00	0.00	1,343.17
11381	SPR PR96-003	181,612.83	0.00	0.00	0.00	0.00	181,612.83
11531	SPR PR97-001	5,501,869.13	0.00	0.00	0.00	0.00	5,501,869.13
	Subtotal	8,106,370.48	0.00	0.00	0.00	0.00	8,106,370.48 *
88175	SR-STR(CX) 0105(004)	435,830.18	435,830.18	0.00	0.00	0.00	0.00
91057	SR-STR(CX) 0135(012)	688,158.98	482,324.05	205,834.93	0.00	0.00	0.00
	Subtotal	1,123,989.16	918,154.23	205,834.93	0.00	0.00	0.00 *
11022	SRP 0402-044	652.54	652.54	0.00	0.00	0.00	0.00
11023	SRP 065A-016	962.81	962.81	0.00	0.00	0.00	0.00
11024	SRP 092A-011	84,241.69	83,954.29	0.00	0.00	287.40	0.00
10986	SRP 1191-012	1,617.94	1,617.94	0.00	0.00	0.00	0.00
11025	SRP 133A-025	70,124.33	70,124.33	0.00	0.00	0.00	0.00
11021	SRP 394A-001	652.54	652.54	0.00	0.00	0.00	0.00
10991	SRP C030-007	280.16	280.16	0.00	0.00	0.00	0.00
11610	SRP C030-012	1,936.91	1,936.91	0.00	0.00	0.00	0.00
10935	SRP C040-008	908.95	884.40	0.00	24.55	0.00	0.00
11606	SRP C060-011	2,550.42	2,550.42	0.00	0.00	0.00	0.00
11608	SRP C060-012	2,264.27	2,264.27	0.00	0.00	0.00	0.00
11605	SRP C070-015	1,339.80	1,339.80	0.00	0.00	0.00	0.00
11677	SRP C110-008	1,823.69	1,823.69	0.00	0.00	0.00	0.00
10993	SRP C150-004	114,342.82	114,342.82	0.00	0.00	0.00	0.00
10995	SRP M050-001	130,627.00	130,627.00	0.00	0.00	0.00	0.00
10985	SRP M070-001	78,389.46	78,389.46	0.00	0.00	0.00	0.00
10838	SRP M110-010	182.79	182.79	0.00	0.00	0.00	0.00
10894	SRP M320-004	395.79	395.79	0.00	0.00	0.00	0.00
10895	SRP M320-005	6,430.22	6,430.22	0.00	0.00	0.00	0.00

COLORADO DEPARTMENT OF TRANSPORTATION

PROJECT EXPENDITURES BY MAJOR FUNCTION
June/FINAL, 1997

Run Date: Aug 15 1997
Data Refresh Date: Aug 2 1997
Effective Date: Jun 30 1997

PEMF

UN
ON

Proj	Proj No	Total	Prelim	ROW	Constr. Eng.	Construction	Other
10988	SRP M455-023	44,145.60	44,145.60	0.00	0.00	0.00	0.00
10989	SRP M455-024	1,156.31	1,156.31	0.00	0.00	0.00	0.00
10990	SRP M455-025	91.92	91.92	0.00	0.00	0.00	0.00
11607	SRP M455-034	91.92	91.92	0.00	0.00	0.00	0.00
10992	SRP M470-004	684.32	684.32	0.00	0.00	0.00	0.00
10987	SRP M735-002	2,378.44	2,378.44	0.00	0.00	0.00	0.00
	Subtotal	548,272.64	547,960.69	0.00	24.55	287.40	0.00 *
11696	SSP SW00-082	284,452.16	0.00	0.00	0.00	0.00	284,452.16
11177	SSP SW00-054	24.55	0.00	0.00	0.00	0.00	24.55
	Subtotal	284,476.71	0.00	0.00	0.00	0.00	284,476.71 *
11238	STA 0061-060	455.40	455.40	0.00	0.00	0.00	0.00
11707	STA 0061-062	2,556.13	2,556.13	0.00	0.00	0.00	0.00
10739	STA 0061-063	212,410.98	212,410.98	0.00	0.00	0.00	0.00
11596	STA 0073-004	15,124.60	15,124.60	0.00	0.00	0.00	0.00
10251	STA 0252-268	2,646.47	2,646.47	0.00	0.00	0.00	0.00
11793	STA 0252-305	4,317.90	0.00	0.00	0.00	0.00	4,317.90
10746	STA 0253-130	39,201.58	39,201.58	0.00	0.00	0.00	0.00
10791	STA 0451-003	143,203.07	0.00	0.00	19,046.00	124,157.07	0.00
11169	STA 0471-020	893,253.09	0.00	0.00	117,222.55	776,030.54	0.00
11182	STA 050A-004	52,654.27	52,654.27	0.00	0.00	0.00	0.00
92965	STA 0631-004	160,965.12	154,019.01	6,946.11	0.00	0.00	0.00
10792	STA 0741-008	2,224,864.77	0.00	0.00	285,119.76	1,939,745.01	0.00
10976	STA 0761-165	71,882.38	0.00	0.00	9,562.93	62,319.45	0.00
11769	STA 0821-046	6,193.49	0.00	0.00	0.00	0.00	6,193.49
10394	STA 082A-008	938,107.68	938,107.68	0.00	0.00	0.00	0.00
10178	STA 0831-060	1,714,044.93	121,080.74	0.00	171,676.92	1,421,287.27	0.00
92034	STA 085-2(046)	2,485,121.34	0.00	0.00	319,776.06	2,165,345.28	0.00
11369	STA 0852-072	1,486,187.86	0.00	0.00	197,686.69	1,288,501.17	0.00
10924	STA 0853-030	388.89	388.89	0.00	0.00	0.00	0.00
11733	STA 086A-028	79,722.58	61,741.32	17,981.26	0.00	0.00	0.00
10204	STA 2871-023	0.00	0.00	0.00	2,500.00	-2,500.00	0.00
10850	STA 2873-081	1,279.43	0.00	0.00	1,279.43	0.00	0.00
11038	STA 348A-004	77,641.93	77,641.93	0.00	0.00	0.00	0.00
10769	STA 3851-008	68,460.34	0.00	116.42	9,092.19	59,251.73	0.00
11374	STA 385A-011	1,000,485.28	0.00	0.00	133,089.85	867,395.43	0.00
11489	STA C060-008	273.52	273.52	0.00	0.00	0.00	0.00
10794	STA C330-003	341,951.93	370.53	0.00	43,289.20	298,292.20	0.00
11716	STA M086-023	406.96	0.00	0.00	0.00	0.00	406.96
10588	STA R100-008	422,261.44	0.00	0.00	56,168.89	366,092.55	0.00
11230	STA R100-024	-1,796.94	0.00	0.00	-576.94	-1,220.00	0.00
11231	STA R100-025	472,233.94	13,559.69	0.00	51,394.25	407,280.00	0.00
11067	STA R300-021	395,301.95	1,926.91	0.00	50,918.64	342,456.40	0.00
11487	STA R400-047	1,291.60	1,291.60	0.00	0.00	0.00	0.00
11108	STA R600-053	166,046.84	0.00	0.00	0.00	166,046.84	0.00
11146	STA R600-056	63,141.96	10,490.55	0.00	5,899.57	46,751.84	0.00
11217	STA R600-062	176,300.93	0.00	0.00	0.00	0.00	176,300.93
11227	STA R600-063	764,601.67	0.00	0.00	0.00	0.00	764,601.67
11573	STA SW00-075	5,986,082.32	0.00	0.00	0.00	0.00	5,986,082.32
11827	STA SW00-087	610.47	0.00	0.00	0.00	0.00	610.47
92912	STA(CX) 070-3(191)	1,716.16	0.00	1,716.16	0.00	0.00	0.00
90098	STA-FC(CX) 287-3(055)	4,297,455.12	61,133.01	24,270.18	550,105.35	3,661,946.58	0.00
89037	STA-FCU(CX) 160-5(004)	14.12	0.00	0.00	62.12	-48.00	0.00
91303	STA-STE-NH(CX) 024-3(041)	1,183,060.71	1,962.18	1,181,098.53	0.00	0.00	0.00
	Subtotal	25,952,124.21	1,769,036.99	1,232,128.66	2,023,313.46	13,989,131.36	6,938,513.74 *

PROJECT EXPENDITURES BY MAJOR FUNCTION
June/FINAL, 1997

Run Date: Aug 15 1997
Data Refresh Date: Aug 2 1997
Effective Date: Jun 30 1997

PEMF

Proj	Proj No	Total	Prelim	ROW	Constr. Eng.	Construction	Other
93180	STE 000S(007)	3,905.42	0.00	0.00	0.00	0.00	3,905.42
69214	STE 000S(009)	616,308.65	411.62	0.00	0.00	0.00	615,897.03
93160	STE 0010(001)	-98.92	-98.92	0.00	0.00	0.00	0.00
93162	STE 0020(002)	29,238.83	0.00	0.00	0.00	0.00	29,238.83
93165	STE 0020(005)	-233.11	0.00	0.00	-233.11	0.00	0.00
93166	STE 0020(006)	-223.77	162.57	0.00	-386.68	0.00	.34
93170	STE 0030(003)	0.00	3,379.82	0.00	0.00	-3,379.82	0.00
93172	STE 0030(005)	-373.96	-292.01	0.00	-81.95	0.00	0.00
93173	STE 0040(001)	2,150.77	2,150.77	0.00	0.00	0.00	0.00
93176	STE 0050(002)	62,543.05	0.00	0.00	172.25	62,370.80	0.00
10407	STE 0062-007	-133.31	-133.31	0.00	0.00	0.00	0.00
10406	STE 0402-042	176,003.19	-470.54	0.00	0.00	176,473.73	0.00
10767	STE 0403-019	36,045.86	0.00	0.00	3,276.36	32,769.50	0.00
10892	STE C010-011	518,061.87	0.00	0.00	46,505.37	471,556.50	0.00
11055	STE C030-009	1,576.42	0.00	0.00	0.00	1,576.42	0.00
10399	STE C040-002	123,303.19	3,303.19	0.00	0.00	120,000.00	0.00
11047	STE C060-006	185,709.42	1,125.12	0.00	11,260.05	173,324.25	0.00
11544	STE C060-009	45,176.90	45,176.90	0.00	0.00	0.00	0.00
10799	STE C080-005	-1,541.40	-1,541.40	0.00	0.00	0.00	-18.22
11126	STE C080-009	2,068.09	1,512.27	0.00	555.82	0.00	0.00
11556	STE C080-014	12.28	12.28	0.00	0.00	0.00	0.00
11006	STE C100-005	4,406.56	4,406.56	0.00	0.00	0.00	0.00
11555	STE C180-003	47.64	47.64	0.00	0.00	0.00	0.00
10800	STE C210-001	33,652.01	33,652.01	0.00	0.00	0.00	0.00
10534	STE C290-002	12,415.71	0.00	0.00	0.00	0.00	12,415.71
11118	STE C290-003	90,947.46	11,527.21	0.00	172.25	79,248.00	0.00
10538	STE C330-001	11,621.33	11,621.33	0.00	0.00	0.00	0.00
11330	STE C330-006	141,818.29	8,616.91	0.00	22,779.62	110,421.76	0.00
10405	STE C400-002	278,337.10	0.00	0.00	24,916.55	253,420.55	0.00
11127	STE C400-004	83,278.67	0.00	0.00	0.00	83,278.67	0.00
10798	STE C410-001	85,198.25	0.00	0.00	0.00	85,198.25	0.00
10537	STE C470-004	4,266.80	0.00	0.00	0.00	4,266.80	0.00
10802	STE C530-002	-976.84	-477.21	0.00	-499.63	0.00	0.00
10539	STE C540-001	19,673.09	788.76	0.00	266.33	18,618.00	0.00
10715	STE C540-002	-2,013.70	0.00	-2,013.70	0.00	0.00	0.00
11767	STE C570-033	3,751,867.65	0.00	3,751,867.65	0.00	0.00	0.00
10540	STE C610-001	586,278.91	45,000.00	0.00	476.91	540,802.00	0.00
10834	STE C610-003	94,336.47	-1,088.52	0.00	0.00	95,424.99	0.00
10889	STE M015-002	289,584.61	0.00	0.00	0.00	289,584.61	0.00
10561	STE M016-001	74.55	0.00	0.00	0.00	74.55	0.00
10487	STE M040-001	170,865.90	-21.93	0.00	15,235.46	155,652.37	0.00
11221	STE M040-002	14,125.53	14,125.53	0.00	0.00	0.00	0.00
10477	STE M055-001	399,225.57	-5,011.61	0.00	34,460.96	369,776.22	0.00
11219	STE M055-002	1,656.64	1,583.42	73.22	0.00	0.00	0.00
10396	STE M086-005	14,348.50	14,348.50	0.00	0.00	0.00	0.00
10717	STE M086-019	145,097.05	0.00	0.00	0.00	145,097.05	0.00
10919	STE M110-014	308.93	197.21	0.00	111.72	0.00	0.00
10921	STE M110-016	127.73	0.00	0.00	127.73	0.00	0.00
11050	STE M110-020	24.55	24.55	0.00	0.00	0.00	0.00
11614	STE M110-023	621.80	621.80	0.00	0.00	0.00	0.00
10891	STE M115-001	22,500.00	0.00	0.00	0.00	22,500.00	0.00
10476	STE M145-001	2,387.53	-489.46	0.00	2,476.99	400.00	0.00
11313	STE M150-001	10,272.26	0.00	0.00	0.00	10,272.26	0.00
10855	STE M160-001	753.57	753.57	0.00	0.00	0.00	0.00
10468	STE M175-002	77,000.00	0.00	0.00	0.00	0.00	77,000.00
10560	STE M226-001	257,329.00	2,935.08	0.00	0.00	254,393.92	0.00
10400	STE M240-006	-3,031.22	-2,019.83	0.00	-1,011.39	0.00	0.00

COLORADO DEPARTMENT OF TRANSPORTATION

PEMF

PROJECT EXPENDITURES BY MAJOR FUNCTION
June/FINAL, 1997

Run Date: Aug 15 1997
Data Refresh Date: Aug 2 1997
Effective Date: Jun 30 1997

58

Proj	Proj No	Total	Prelim	ROW	Constr. Eng.	Construction	Other
10401	STE M240-007	30.30	0.00	0.00	30.30	0.00	0.00
10713	STE M240-020	39,304.11	0.00	0.00	215.34	39,088.77	0.00
10714	STE M240-021	-2,216.34	-528.56	0.00	46.71	52.50	-1,786.99
11119	STE M240-026	1,000.36	1,000.36	0.00	0.00	0.00	0.00
11120	STE M240-027	1,325.18	0.00	1,325.18	0.00	0.00	0.00
11643	STE M240-033	36.83	0.00	36.83	0.00	0.00	0.00
11009	STE M245-001	5,532.37	5,532.37	0.00	0.00	0.00	0.00
11557	STE M251-002	24.55	24.55	0.00	0.00	0.00	0.00
10844	STE M256-002	35,000.00	0.00	0.00	0.00	0.00	35,000.00
11056	STE M256-003	12.28	12.28	0.00	0.00	0.00	0.00
11125	STE M300-002	2,127.67	2,127.67	0.00	0.00	0.00	0.00
10888	STE M350-002	183,125.01	183,125.01	0.00	0.00	0.00	0.00
93350	STE M356-001	54,172.77	0.00	0.00	0.00	54,172.77	0.00
10489	STE M356-005	1,042,886.19	69,531.12	-382.06	87.51	973,649.62	0.00
10479	STE M395-001	46,130.24	-411.62	0.00	10,304.67	36,237.19	0.00
10480	STE M395-002	8,672.03	8,672.03	0.00	0.00	0.00	0.00
11620	STE M440-001	131,262.28	0.00	131,262.28	0.00	0.00	0.00
10843	STE M455-019	4,904.45	0.00	0.00	0.00	0.00	4,904.45
10809	STE M470-003	949.16	0.00	0.00	100.16	849.00	0.00
10470	STE M475-002	283,582.97	30,647.98	0.00	6,067.59	246,867.40	0.00
11220	STE M540-001	51.44	51.44	0.00	0.00	0.00	0.00
10521	STE M570-006	535.89	535.89	0.00	0.00	0.00	0.00
10846	STE M570-007	116,237.54	-12.46	0.00	0.00	116,250.00	0.00
11010	STE M570-008	42,500.00	0.00	0.00	0.00	42,500.00	0.00
11501	STE M660-001	12.28	12.28	0.00	0.00	0.00	0.00
11558	STE M760-001	57.51	57.51	0.00	0.00	0.00	0.00
10478	STE M810-001	-13,314.97	-13,314.97	0.00	0.00	0.00	0.00
93347	STE M820-003	490,086.76	531.16	0.00	0.00	489,555.60	0.00
10708	STE M830-006	31,440.00	0.00	0.00	0.00	0.00	31,440.00
10887	STE M840-001	84,000.00	0.00	0.00	0.00	84,000.00	0.00
11615	STE M900-002	24.55	24.55	0.00	0.00	0.00	0.00
10292	STE SW00-035	-6,964.69	0.00	0.00	0.00	0.00	-6,964.69
11174	STE SW00-052	138,898.00	22,061.04	0.00	9,647.28	107,189.68	0.00
11199	STE SW00-059	74,520.30	0.00	0.00	0.00	0.00	74,520.30
11694	STE SW00-080	25,412.70	2,187.31	0.00	0.00	0.00	23,225.39
11695	STE SW00-081	3,432.66	305.91	0.00	0.00	3,126.75	0.00
10670	STE SW00-037	3,392.96	0.00	0.00	0.00	0.00	3,392.96
10908	STE SW00-045	38,490.82	-466.18	0.00	3,217.00	35,740.00	0.00
93043	STE(CX) 000B(021)	40,910.19	0.00	40,114.21	0.00	0.00	795.98
92103	STE(CX) 000S(002)	1,011.99	1,011.99	0.00	0.00	0.00	0.00
92104	STE(CX) 000S(003)	18,252.20	28,209.28	0.00	0.00	0.00	-9,957.08
92102	STE(CX) 287-3(059)	1,158.70	0.00	0.00	1,158.70	0.00	0.00
	Subtotal	11,325,918.39	536,767.82	3,922,283.61	191,456.87	5,782,400.66	893,009.43 *
11808	STM 0142-031	495.26	495.26	0.00	0.00	0.00	0.00
10633	STM C040-005	-52.98	-52.98	0.00	0.00	0.00	0.00
10673	STM C070-010	112,281.00	0.00	0.00	0.00	112,281.00	0.00
10108	STM M086-003	-472.76	-472.76	0.00	0.00	0.00	0.00
93318	STM M110-004	72,586.64	72,586.64	0.00	0.00	0.00	0.00
10531	STM M240-014	332,781.52	332,781.52	0.00	0.00	0.00	0.00
10036	STM M455-006	299,497.64	-909.99	0.00	395.42	300,012.21	0.00
10503	STM M455-013	69,565.51	65,544.12	0.00	4,021.39	0.00	0.00
10852	STM M455-020	9,937.68	0.00	0.00	0.00	9,937.68	0.00
11256	STM M455-031	193,651.12	0.00	0.00	0.00	0.00	193,651.12
11345	STM M455-032	1,197.80	1,197.80	0.00	0.00	0.00	0.00
11156	STM M555-006	-22.26	-22.26	0.00	0.00	0.00	0.00
93324	STM M570-001	6,019.19	0.00	0.00	6,019.19	0.00	0.00

COLORADO DEPARTMENT OF TRANSPORTATION

PROJECT EXPENDITURES BY MAJOR FUNCTION
June/FINAL, 1997

Run Date: Aug 15 1997
Data Refresh Date: Aug 2 1997
Effective Date: Jun 30 1997

PEMF

Proj	Proj No	Total	Prelim	ROW	Constr. Eng.	Construction	Other
10034	STM M570-003	3,973.51	3,973.51	0.00	0.00	0.00	0.00
11253	STM M570-011	31,170.79	11,878.13	0.00	0.00	19,292.66	0.00
11348	STM M570-012	67,010.83	854.92	0.00	7,412.91	58,743.00	0.00
10550	STM M820-004	370,333.46	0.00	0.00	249.46	370,084.00	0.00
10880	STM M820-006	691,671.01	0.00	0.00	466.19	691,204.82	0.00
11347	STM M830-008	761.90	761.90	0.00	0.00	0.00	0.00
11736	STM M830-009	1,423.59	1,423.59	0.00	0.00	0.00	0.00
11801	STM R400-059	23,249.10	0.00	0.00	0.00	0.00	23,249.10
	Subtotal	2,287,059.55	490,039.40	0.00	18,564.56	1,561,555.37	216,900.22 *
10581	STR 0061-059	406,764.01	277,246.84	6,534.01	13,317.60	109,665.56	0.00
11654	STR 0063-012	-.01	0.00	0.00	-.01	0.00	0.00
10232	STR 006A-020	160,924.33	0.00	0.00	21,406.54	139,517.79	0.00
10957	STR 012A-033	61,068.26	0.00	0.00	8,124.26	52,944.00	0.00
10856	STR 0343-013	643,576.84	0.00	0.00	84,471.50	559,105.34	0.00
10677	STR 0361-045	207,735.73	207,735.73	0.00	0.00	0.00	0.00
11035	STR 0402-045	71,641.75	71,641.75	0.00	0.00	0.00	0.00
11334	STR 0502-036	36,008.33	36,008.33	0.00	0.00	0.00	0.00
10958	STR 069A-017	2,519.73	0.00	0.00	282.33	2,237.40	0.00
10211	STR 0821-029	3,070,394.05	2,766,451.33	303,942.72	0.00	0.00	0.00
11264	STR 0821-039	596,387.52	19,016.97	0.00	64,694.12	512,676.43	0.00
10857	STR 0853-029	11,125.59	0.00	0.00	1,480.10	9,645.49	0.00
93262	STR 0853-031	-20.25	0.00	0.00	0.00	-20.25	0.00
10858	STR 1192-006	1,671,893.06	0.00	0.00	218,187.96	1,453,705.10	0.00
11442	STR 131A-023	35,488.02	35,488.02	0.00	0.00	0.00	0.00
92038	STR(CX) 0094(028)	731.58	0.00	731.58	0.00	0.00	0.00
92995	STR(CX) 0096(029)	3,642.84	3,642.84	0.00	0.00	0.00	0.00
93248	STR(CX) 0096(030)	-96.94	-96.94	0.00	0.00	0.00	0.00
93016	STR(CX) 0119(039)	12,063.22	12,063.22	0.00	0.00	0.00	0.00
93110	STR(CX) 0133(022)	124,305.44	122,401.94	1,903.50	0.00	0.00	0.00
93109	STR(CX) 0135(013)	63,656.40	0.00	0.00	7,378.39	56,278.01	0.00
92968	STR(CX) 036-2(013)	138,661.47	4,913.45	0.00	14,986.42	118,761.60	0.00
84058	STR-FR(CX) 083-1(039)	1,405.91	0.00	1,405.91	0.00	0.00	0.00
91052	STR-SR(CX) 0086(024)	3,639.78	0.00	0.00	502.68	3,137.10	0.00
91131	STR-SR(CX) 0149(011)	21,123.11	0.00	0.00	2,377.75	18,745.36	0.00
92030	STR-STA(CX) 082-1(020)	31,809.98	31,810.00	0.00	0.00	-.02	0.00
92421	STRCX-CXBR5 0144(016)	1,421,617.36	-3,232.35	12,178.24	180,060.33	1,232,611.14	0.00
	Subtotal	8,798,067.11	3,585,091.13	326,695.96	617,269.97	4,269,010.05	0.00 *
11411	STS 0243-051	5,430.55	5,430.55	0.00	0.00	0.00	0.00
11410	STS 0451-004	80,779.49	80,779.49	0.00	0.00	0.00	0.00
11412	STS 0504-028	140,522.94	9,089.75	0.00	14,727.04	116,706.15	0.00
10096	STS C070-004	22,898.07	0.00	0.00	0.00	22,898.07	0.00
11521	STS C540-005	39,593.03	9,563.20	0.00	3,364.83	26,665.00	0.00
93122	STS(CX) 0001(039)	86,370.00	86,370.00	0.00	0.00	0.00	0.00
	Subtotal	375,594.08	191,232.99	0.00	18,091.87	166,269.22	0.00 *
11163	STU 0021-020	569,834.22	312,028.97	257,805.25	0.00	0.00	0.00
11197	STU 0021-021	-1,553.06	-1,553.06	0.00	0.00	0.00	0.00
10589	STU 002A-003	32,959.17	0.00	0.00	0.00	0.00	32,959.17
91168	STU 0030(007)	237,730.07	224,943.49	12,786.58	0.00	0.00	0.00
10884	STU 0242-013	111,057.09	111,057.09	0.00	0.00	0.00	0.00
11113	STU 0242-016	17,806.70	0.00	0.00	0.00	0.00	17,806.70
11472	STU 0242-020	400.28	347.39	52.89	0.00	0.00	0.00
11416	STU 0252-294	279,478.34	279,478.34	0.00	0.00	0.00	0.00
10591	STU 0253-124	21,410.24	0.00	0.00	0.00	0.00	21,410.24
10774	STU 0253-129	5,151.91	0.00	0.00	0.00	0.00	5,151.91

COLORADO DEPARTMENT OF TRANSPORTATION

PROJECT EXPENDITURES BY MAJOR FUNCTION
June/FINAL, 1997

Run Date: Aug 15 1997
Data Refresh Date: Aug 2 1997
Effective Date: Jun 30 1997

PEMF

80

Proj	Proj No	Total	Prelim	ROW	Constr. Eng.	Construction	Other
11794	STU 0253-149	77.52	0.00	0.00	0.00	0.00	77.52
11633	STU 026A-001	34,728.09	34,728.09	0.00	0.00	0.00	0.00
92319	STU 030A-019	2,366,319.98	379.06	40,564.63	304,644.38	2,020,731.91	0.00
11520	STU 030A-020	152,759.56	0.00	0.00	17,116.66	135,642.90	0.00
10748	STU 0704-171	487,567.11	0.00	0.00	0.00	0.00	487,567.11
10590	STU 083A-026	185,169.50	0.00	0.00	0.00	0.00	185,169.50
10082	STU 086A-027	382,798.50	7,103.74	0.00	14,271.76	361,423.00	0.00
11471	STU 094A-029	61,279.76	1,397.76	0.00	0.00	59,882.00	0.00
10565	STU 1191-010	543,248.96	546.26	0.00	69,750.88	472,951.82	0.00
10740	STU 1211-046	1,089,061.62	0.00	0.00	122,051.94	967,009.68	0.00
11226	STU 1211-050	606,183.55	13,636.20	0.00	66,394.67	526,152.68	0.00
93123	STU 2000(021)	20,542.50	20,542.50	0.00	0.00	0.00	0.00
93089	STU 2262(001)	623,375.67	0.00	4,036.22	27,338.70	591,539.88	460.87
10742	STU 2873-080	515,748.73	111,913.10	0.00	33,344.24	370,491.39	0.00
10916	STU C010-015	2,223,499.36	-53,325.53	1,026,824.89	0.00	1,250,000.00	0.00
11162	STU C010-020	1,557,241.28	619,700.22	6,173.18	0.00	931,367.88	0.00
93330	STU C040-001	822.70	798.15	24.55	0.00	0.00	0.00
11663	STU C040-011	259.81	259.81	0.00	0.00	0.00	0.00
11664	STU C040-012	443.79	443.79	0.00	0.00	0.00	0.00
10105	STU C100-003	-5,771.95	0.00	2,177.52	-55,989.84	48,040.37	0.00
10392	STU C110-001	8,519.93	0.00	0.00	1,268.64	7,251.29	0.00
10751	STU C110-005	123,820.97	0.00	0.00	0.00	0.00	123,820.97
11473	STU C120-005	191,830.17	191,830.17	0.00	0.00	0.00	0.00
93311	STU M110-001	2,248.59	26,142.11	-23,893.52	0.00	0.00	0.00
93312	STU M110-002	0.00	0.00	0.00	300.00	-300.00	0.00
10727	STU M110-008	422,775.58	1,800.40	0.00	2,691.91	418,283.27	0.00
10078	STU M240-003	6,470.72	0.00	0.00	5,445.72	1,025.00	0.00
10532	STU M240-015	7,878.69	0.00	0.00	1,048.14	6,830.55	0.00
10644	STU M240-016	481,346.89	0.00	0.00	0.00	481,346.89	0.00
10701	STU M240-018	45,095.76	8,500.36	0.00	36,595.40	0.00	0.00
11150	STU M240-028	107,272.96	107,272.96	0.00	0.00	0.00	0.00
11660	STU M240-034	266.93	266.93	0.00	0.00	0.00	0.00
10106	STU M356-002	0.00	0.00	0.00	1,298.74	-1,298.74	0.00
10107	STU M356-003	464,681.82	53,096.63	411,585.19	0.00	0.00	0.00
10391	STU M356-004	1,505,530.14	0.00	216,195.32	167,167.63	1,122,167.19	0.00
10496	STU M356-006	3,313,465.80	0.00	128,243.91	10,839.21	3,174,382.68	0.00
10658	STU M356-007	4,846.45	0.00	0.00	543.04	4,303.41	0.00
10744	STU M356-008	299,424.42	0.00	0.00	39,559.48	259,864.94	0.00
11027	STU M356-010	2,407,861.94	0.00	0.00	285,058.49	2,122,803.45	0.00
10700	STU M475-003	11,527.10	11,527.10	0.00	0.00	0.00	0.00
11187	STU M475-005	1,373,625.70	0.00	0.00	16,947.23	1,356,678.47	0.00
11251	STU M820-008	2,253.17	2,253.17	0.00	0.00	0.00	0.00
10646	STU M850-001	43,497.79	4,680.16	0.00	6,591.26	32,226.37	0.00
10647	STU M850-002	2,994.30	2,994.30	0.00	0.00	0.00	0.00
11002	STU M850-003	149,320.26	10,885.63	0.00	-52,445.03	190,879.66	0.00
11329	STU M850-004	118.09	118.09	0.00	0.00	0.00	0.00
10206	STU R600-014	0.00	0.00	0.00	0.00	-211,537.25	211,537.25
10749	STU R600-035	148,484.12	0.00	0.00	0.00	0.00	148,484.12
11216	STU R600-061	33,248.55	0.00	0.00	0.00	0.00	33,248.55
	Subtotal	23,278,037.84	2,105,793.38	2,082,576.61	1,121,833.25	16,700,140.69	1,267,693.91 *
11386	TBCG C570-002	85.02	0.00	0.00	85.02	0.00	0.00
	Subtotal	85.02	0.00	0.00	85.02	0.00	0.00 *
10598	TSS FY94-001	18,715.60	0.00	0.00	0.00	0.00	18,715.60
	Subtotal	18,715.60	0.00	0.00	0.00	0.00	18,715.60 *

COLORADO DEPARTMENT OF TRANSPORTATION

PROJECT EXPENDITURES BY MAJOR FUNCTION
June/FINAL, 1997

Run Date: Aug 15 1997
Data Refresh Date: Aug 2 1997
Effective Date: Jun 30 1997

PEMF

Proj	Proj No	Total	Prelim	ROW	Constr. Eng.	Construction	Other

Report Total		464,890,627.90	60,606,558.57	26,539,679.24	38,429,233.42	287,805,199.92	51,509,956.75

* Designates Subtotals by Project Type

COLORADO DEPARTMENT OF TRANSPORTATION

PROJECT EXPENDITURES BY MAJOR FUNCTION
June/FINAL, 1997

Run Date: Aug 15 1997
Data Refresh Date: Aug 2 1997
Effective Date: Jun 30 1997

PEMF

62

Description	Total	Prelim. Eng.	R.O.W.	Constr. Eng.	Construction	Other
09 Maintenance Projects - Construction	40,024.55	24.55	0.00	0.00	40,000.00	0.00
B1 City Bridges	4,387,693.46	0.00	0.00	0.00	0.00	4,387,693.46
B2 County Bridges	12,958,600.07	0.00	0.00	0.00	0.00	12,958,600.07
C Federal Aid - Local Advertise & Cons	6,181,784.76	66,411.74	1,155,068.80	-15,704.51	4,943,049.56	32,959.17
D Ce Pool	2,423,775.61	0.00	0.00	2,423,287.29	488.32	0.00
F Federal Aid	220,252,940.36	41,345,182.80	16,985,829.18	20,126,962.32	139,029,314.45	2,765,651.61
G Maintenance Projects (Mc) - Construc	7,609,069.45	104,325.95	10,331.90	863,299.04	6,627,906.76	3,205.80
L Federal Aid - Local & Off Systems	32,807,742.70	4,542,496.32	4,503,084.56	1,126,645.33	21,811,339.83	824,176.66
M Maintenance Projects	6,112,950.87	246,257.17	0.00	-83,126.45	3,186,122.73	2,763,697.42
N Federal Aid Special Purpose	11,307,863.01	2,989,927.57	49,495.06	6,242.59	550,502.83	7,711,694.96
O Other	3,776,005.36	234,485.43	50,173.52	955.47	-208,120.27	3,698,511.21
P Property	2,055,847.99	58,161.39	0.00	100,781.20	48,693.60	1,848,211.80
R Reimbursable	8,149,704.57	508,436.69	16,853.07	681,952.57	6,621,733.79	320,728.45
S State Projects	135,622,211.73	10,510,848.96	3,768,843.15	13,197,938.57	105,154,168.32	2,990,412.73
T Transportation Projects	11,205,592.76	0.00	0.00	0.00	0.00	11,205,592.76
Y Pool / Annual Projects	-1,179.35	0.00	0.00	0.00	0.00	-1,179.35
	464,890,627.90	60,606,558.57	26,539,679.24	38,429,233.42	287,805,199.92	51,509,956.75

COLORADO DEPARTMENT OF TRANSPORTATION

GE

GRANT EXPENDITURES
June/FINAL, 1997

Run Date: Aug 15 1997
Data Refresh Date: Aug 2 1997
Effective Date: Jun 30 1997

ApprCode	OrgnCode	GBLCode	Description	Total	Other
033	008E	MSST	Management System State-Sh	6,357.55	6,357.55
	008E		Organization Total	6,357.55	6,357.55
	008P	SHST	In House State-Sh	3,570.13	3,570.13
	008P		Organization Total	3,570.13	3,570.13
	008R	PCST	Pci State-Sg	889.86	889.86
	008R		Organization Total	889.86	889.86
	008S	SGST	State In House-Sg	4,311.52	4,311.52
	008S		Organization Total	4,311.52	4,311.52
	008Y	TRAS	Sg-State-Out-Of-State-Travel	280.57	280.57
	008Y		Organization Total	280.57	280.57
	009N	ENGR	Stwide Maint Field Engineering	21,226.84	21,226.84
		MATL	Stwide Maint Field Testing	14,090.55	14,090.55
		SAMP	Statewide Airfield Mtc Project	6,292.30	6,292.30
	009N		Organization Total	41,609.69	41,609.69
	009Q	4147	Fremont County	19,099.29	19,099.29
		4177	Garfield County	3,158.09	3,158.09
		4207	Gunnison County	50,000.00	50,000.00
		4277	Montrose Cty-Airport Auth	3,109.20	3,109.20
		4297	Rockie Mtn Air Fair	12,000.00	12,000.00
		4357	Wings Over The Rockies Museum	15,000.00	15,000.00
		4367	Wray	26,489.95	26,489.95
	009Q		Organization Total	128,856.53	128,856.53
	009Y	4026	Arapahoe Cty Public Apt Auth	50,000.00	50,000.00
		4206	Mineral County	1,226.86	1,226.86
		4256	Telluride Regional Air Auth	-11,509.50	-11,509.50
		4266	Walker Field Airport Auth	142,558.46	142,558.46
	009Y		Organization Total	182,275.82	182,275.82
033	Appropriation Total			368,151.67	368,151.67
035	008B	TRAF	Sg-Fed-Out-Of-State-Travel	2,525.17	2,525.17
	008B		Organization Total	2,525.17	2,525.17
	008H	MSFE	Management System Federal-Sh	57,218.75	57,218.75
	008H		Organization Total	57,218.75	57,218.75
	008L	SHFE	In House Federal-Sh	32,131.15	32,131.15
	008L		Organization Total	32,131.15	32,131.15
	008T	PCFE	Pci Federal-Sg	8,010.74	8,010.74
	008T		Organization Total	8,010.74	8,010.74
	008X	SGFE	Fed In House-Sg	38,811.73	38,811.73
	008X		Organization Total	38,811.73	38,811.73
035	Appropriation Total			138,697.54	138,697.54
120	SP4A	H120		24.50	24.50
	SP4A		Organization Total	24.50	24.50

COLORADO DEPARTMENT OF TRANSPORTATION

GE GRANT EXPENDITURES Run Date: Aug 15 1997
 June/FINAL, 1997 Data Refresh Date: Aug 2 1997
 Effective Date: Jun 30 1997

49

ApprCode	OrgnCode	GBLCode	Description	Total	Other
120	Appropriation Total			24.50	24.50
126	009T	4015	Akron	2,150.00	2,150.00
		4025	Alamosa	50,000.00	50,000.00
		4125	Delta County	2,000.00	2,000.00
		4275	Montrose County	67,920.00	67,920.00
		4315	Routt County	10,079.00	10,079.00
	009T	Organization Total		132,149.00	132,149.00
126	Appropriation Total			132,149.00	132,149.00
127	009Y	4016	City Of Alamosa	50,000.00	50,000.00
		4036	Aspen-Pitkin County Airport	22,589.64	22,589.64
		4046	Bent County	50,000.00	50,000.00
		4056	Chaffee County	28,510.40	28,510.40
		4066	City Of Cortez	28,898.85	28,898.85
		4086	City Of Durango	29,904.64	29,904.64
		4096	Eagle County	93,047.00	93,047.00
		4106	Front Range Airport Auth	41,203.33	41,203.33
		4116	Fort Collins-Loveland Airport	35,542.17	35,542.17
		4126	Grand County	73,233.70	73,233.70
		4136	Gunnison County	32,808.61	32,808.61
		4156	Jefferson Cty Airport Auth	25,000.00	25,000.00
		4166	City Of La Junta	19,098.09	19,098.09
		4176	Lake County	60,000.00	60,000.00
		4186	City Of Longmont	40,000.00	40,000.00
		4196	Town Of Julesburg	8,160.00	8,160.00
		4216	City Of Pueblo	32,831.47	32,831.47
		4226	Routt County	9,000.00	9,000.00
		4236	City Of Steamboat Springs	31,843.57	31,843.57
		4246	City Of Sterling	6,571.01	6,571.01
		4256	Telluride Regional Air Auth	11,509.50	11,509.50
		4266	Walker Field Airport Auth	38,410.50	38,410.50
		4276	Pagosa Springs-Runway	68,016.42	68,016.42
	009Y	Organization Total		836,178.90	836,178.90
127	Appropriation Total			836,178.90	836,178.90
300	9810	0197	P&A Nhtsa-Ps	213,653.58	213,653.58
		0297	P&A (Fhwa)Ps	5,555.37	5,555.37
		0397	Program Mgmt - Alcohol-Ps	3,096.99	3,096.99
		0497	Pm (Pt)Ps	8,976.93	8,976.93
		0597	Pm (Tr)Ps	30,572.17	30,572.17
		0697	Pm (Op) Ps	16,312.95	16,312.95
		0797	Pm (Mc) Ps	6,014.90	6,014.90
		0897	Pm (Cp) Ps	3,761.72	3,761.72
	9810	Organization Total		287,944.61	287,944.61
	9824	9701	P&A Nhtsa-Ps	51,757.93	51,757.93
		9702	P&A Fhwa-Ps	3,483.36	3,483.36
		9703	Prog Memt-Al-Ps	7,680.58	7,680.58
		9704	Prog Mgmt-Pt-Ps	2,322.92	2,322.92
		9705	Prog Mgmt-Tr-Ps	10,036.00	10,036.00
		9706	Prog Mgmt-Op-Ps	5,669.81	5,669.81
		9707	Prog Mgmt-Mc-Ps	1,954.68	1,954.68
		9708	Prog Mgmt-Cp-Ps	2,403.00	2,403.00

COLORADO DEPARTMENT OF TRANSPORTATION

GE		GRANT EXPENDITURES June/FINAL, 1997			Run Date: Aug 15 1997 Data Refresh Date: Aug 2 1997 Effective Date: Jun 30 1997	
ApprCode	OrgnCode	GBLCode	Description	Total	Other	
	9824		Organization Total	85,308.28	85,308.28	
300			Appropriation Total	373,252.89	373,252.89	
301	9806	01TR	P&A Travel-Out-Of-State	1,586.33	1,586.33	
	9806		Organization Total	1,586.33	1,586.33	
	9811	402S	97 Suspense Account	446.99	446.99	
		A197	P&A (Nhtsa)Opr/Travel	26,554.69	26,554.69	
		A297	P&A (Fhwa)Opr/Travel	850.66	850.66	
		A397	Pm (Al)Opr/Travel	59.10	59.10	
		A497	Pm (Pt)Opr/Travel	520.84	520.84	
		A597	Pm (Tr)Opr/Travel	257.27	257.27	
		A697	Pm (Op) Opr/Travel	870.36	870.36	
		A797	Pm (Mc) Opr/Travel	71.35	71.35	
	9811		Organization Total	29,631.26	29,631.26	
	9825	971A	P&A-Opr/Travel	32,603.44	32,603.44	
		972A	P&A Fhwa-Opr/Travel	259.37	259.37	
		973A	Prog Mgmt-Al-Opr/Travel	217.42	217.42	
		974A	Prog Mgmt-Pt-Opr/Travel	107.17	107.17	
		975A	Prog Mgmt-Tr-Opr/Travel	41.00	41.00	
		976A	Prog Mgmt-Op-Opr/Travel	61.80	61.80	
		977A	Prog Mgmt-Mc-Opr/Travel	34.05	34.05	
	9825		Organization Total	33,324.25	33,324.25	
	9828	TR01	P&A Out Of State Travel	1,526.35	1,526.35	
	9828		Organization Total	1,526.35	1,526.35	
301			Appropriation Total	66,068.19	66,068.19	
302	9812	C197	P&A (Nhtsa) Indirects	16,330.89	16,330.89	
		C297	P&A (Fhwa) Indirects	442.20	442.20	
		C397	Pm (Al)Indirects	246.53	246.53	
		C497	Pm (Pt)Indirects	714.55	714.55	
		C597	Pm (Tr) Indirects	2,433.55	2,433.55	
		C697	Pm (Op) Indirects	1,298.50	1,298.50	
		C797	Pm (Mc) Indirects	478.77	478.77	
		C897	Pm(Cp)Indirects	299.41	299.41	
	9812		Organization Total	22,244.40	22,244.40	
	9826	971C	P&A Nhtsa-Ind	4,119.93	4,119.93	
		972C	P&A Fhwa Ind	277.28	277.28	
		973C	Prog Mgmt-Al-Ind	611.37	611.37	
		974C	Prog Mgmt-Pt-Ind	184.90	184.90	
		975C	Prog Mgmt-Tr-Ind	798.86	798.86	
		976C	Prog Mgmt-Op-Ind	451.33	451.33	
		977C	Prog Mgmt-Mc-Ind	155.60	155.60	
		978C	Prog Mgmt-Cp-Ind	191.27	191.27	
	9826		Organization Total	6,790.54	6,790.54	
302			Appropriation Total	29,034.94	29,034.94	
303	9809	0114	Y/Ya Drv Under Influence	44,022.94	44,022.94	
		0121	Adams Cty Sheriff'S Dept	65,158.00	65,158.00	
		0131	Ems System Assessment	38.00	38.00	
		0151	Technical Assistance	78,774.45	78,774.45	

COLORADO DEPARTMENT OF TRANSPORTATION

GE

GRANT EXPENDITURES
June/FINAL, 1997

Run Date: Aug 15 1997
Data Refresh Date: Aug 2 1997
Effective Date: Jun 30 1997

99

ApprCode	OrgnCode	GBLCode	Description	Total	Other
303	9809	0161	Buckle Down	44,546.94	44,546.94
		0181	Pie-Car Seat Usage	9,434.44	9,434.44
		0191	Drive Smart Colorado	80,025.28	80,025.28
		0195	Mastermind Program	16,873.55	16,873.55
		0198	Program Support - Alcohol	35,956.30	35,956.30
		0211	Law Enforcement Training	27,268.40	27,268.40
		0214	Dodge Chrysler D/D Simulator	485.79	485.79
		0221	Larimer Cty Sheriff'S Dept	67,190.47	67,190.47
		0251	Trf Engr Studies	3,639.38	3,639.38
		0261	Csp	19,067.86	19,067.86
		0281	In-Search Per Powder-Safer Hwy	16,394.27	16,394.27
		0298	Ps (Pt) Ps/Opr/Travel	12,531.12	12,531.12
		0311	Technology Transfer	1,685.90	1,685.90
		0314	Adams Cty (Boces)	42,093.86	42,093.86
		0321	Trf Enf-Courtesy Patrol	38,905.52	38,905.52
		0341	Technology Transfer	2,314.35	2,314.35
		0351	Signs For Communities	6,461.27	6,461.27
		0398	Program Support - Ped Sfty	9,288.19	9,288.19
		0414	Southern Ute Comm Act Program	11,303.69	11,303.69
		0451	Trf Engr Trng	2,704.00	2,704.00
		0461	Denver Dept-Social Services	7,250.06	7,250.06
		0481	Buckle Up Kids Campaign	44,510.00	44,510.00
		0498	Ps (Tr) Ps/Opr/Travel	17,890.43	17,890.43
		0521	Comp Comm Trf Sfty-Pueblo	32,035.00	32,035.00
		0561	Train The Trainer	6,686.32	6,686.32
		0598	Ps (Op)Ps/Opr/Travel	28,583.38	28,583.38
		0621	Acc Invest/Reconstruction-Csu	46,886.61	46,886.61
		0651	Co Regional Hazardous Loc Rev	384.46	384.46
		0698	Ps (Mc) Ps/Opr/Travel	5,728.88	5,728.88
		0721	Technology Transfer	-9,666.04	-9,666.04
		0761	Public Information/Education	50,472.63	50,472.63
		0798	Ps (Cp) Ps/Opr/Travel	148.92	148.92
		0821	Seminars For Non-Engineers	857.65	857.65
		0841		6,859.00	6,859.00
		0851	Regional Trf Sfty Equip	14,047.78	14,047.78
		0861	Sfty Prevention Conf	2,481.55	2,481.55
		1061	Colorado Safekids Coalition	29.99	29.99
		1161	Technology Transfer - Oc	399.42	399.42
		1198	Ps (Ya) Ps/Opr/Travel	3,017.85	3,017.85
		1251	Traffic Engineer Seminars	230.00	230.00
		5041	Gis Based Problem Identifica	5,280.00	5,280.00
		97ES	97 402 Accruals	296,328.43	296,328.43
		A381	News They Can Use	2,271.06	2,271.06
	9809		Organization Total	1,198,877.35	1,198,877.35
	9813	04TR	Trf Rec Out-State-Travel	2,068.64	2,068.64
		10TR	Ps-Al-Out-Of-State Travel	184.23	184.23
	9813		Organization Total	2,252.87	2,252.87
	9815	97NA	Naopc Accruals	2,030.91	2,030.91
		NA14	Lakewood Pd	1,492.53	1,492.53
		NA15	Pueblo Pd	1,447.00	1,447.00
		NA17	Arvada Pd	983.74	983.74
		NA18	Boulder County So	828.00	828.00
		NA19	Douglas County So	694.90	694.90
		NA23	Longmont Pd	964.02	964.02
		NA26	Englewood Pd	446.88	446.88

GE

GRANT EXPENDITURES
June/FINAL, 1997

Run Date: Aug 15 1997
Data Refresh Date: Aug 2 1997
Effective Date: Jun 30 1997

ApprCode	OrgnCode	GBLCode	Description	Total	Other
303	9815	NA27	Grand Junction Pd	702.00	702.00
		NA30	Northglenn Pd	574.26	574.26
		NA34	Eagle County So	650.00	650.00
		NA37	Lafayette Pd	590.75	590.75
		NA39	Pueblo County So	499.02	499.02
		NA40	Sterling Pd	481.60	481.60
		NA43	Craig Pd	425.00	425.00
		NA48	Glenwood Springs Pd	425.00	425.00
		NA51	Breckenridge Pd	165.50	165.50
		NA56	Kremmling Pd	300.00	300.00
		NA57	Leadville Pd	300.00	300.00
		NA59	Sheridan Pd	293.35	293.35
		NA60	Woodland Park	283.91	283.91
		NA63	Erie Pd	200.00	200.00
		NA66	Monument Pd	205.16	205.16
		NA68	Colorado State Patrol	96.00	96.00
		NA72	Edgewater Police Dept.	300.00	300.00
	9815		Organization Total	15,379.53	15,379.53
9823	0541		Gis Based Problem Id	-398.75	-398.75
	1101		Drug Recog Expert Training	5,552.58	5,552.58
	1102		Dre In-Service Training	-1,999.07	-1,999.07
	1103		Law Enforcement Training/Rmits	32,707.77	32,707.77
	1104		Dre Software Program	5,000.00	5,000.00
	1306		Young Adult Impaired Drive	18,953.04	18,953.04
	1309		Rural Youth Drnk/Drv Prevent	15,662.30	15,662.30
	1311		Adad Mini-Grants	48,656.95	48,656.95
	1313		Dodge D/D Simulator	25,927.32	25,927.32
	2101		Csp Motorcycle Enfor	181,550.50	181,550.50
	2102		Accident Invest/Recon	42,483.18	42,483.18
	2103		Adams County S.O.	86,535.00	86,535.00
	2104		Denver Pd High Hazzard	58,534.09	58,534.09
	2105		Tech Transfer	-1,422.40	-1,422.40
	2106		Colorado Springs P.D.	37,991.68	37,991.68
	3101		Trauma System Development	3,002.76	3,002.76
	3102		Pub Health/Trf Sfty Action	29,060.89	29,060.89
	3103		Technology Transfer	916.75	916.75
	4101		Strategic Plan Trf Record	60,124.24	60,124.24
	4102		Enhance Gis Based Prob Id	30,953.27	30,953.27
	4103		Observational Survey	41,060.48	41,060.48
	4104		Remote Data Entry/Csp	179,997.00	179,997.00
	5101		Technical Assistance	24,016.45	24,016.45
	5102		Traffic Engr Studies-S/S-S/L	5,668.44	5,668.44
	5103		Trf Engineer Training	1,468.96	1,468.96
	5105		Information Brochurens	1,621.86	1,621.86
	5106		Co Regional Hazard Loc Rev	28.35	28.35
	5107		Traffic Engr Seminars	6,407.70	6,407.70
	5111		Railroad Crossing Inventory	10,818.35	10,818.35
	5117		Incident Management	4,973.72	4,973.72
	5118		Sch Bus Loading/Unloading	8,400.00	8,400.00
	5119		Work Zone Booklet	3,017.35	3,017.35
	6101		Den Dept Social Services	23,929.54	23,929.54
	6102		Operation Buckledown	19,278.01	19,278.01
	6103		Csp	40,182.91	40,182.91
	6104		Adams Cty Head Start	2,983.23	2,983.23
	6106		Csu/Stand	597.45	597.45
	6107		Ne Colo Seatbelts-Yes	5,305.61	5,305.61

COLORADO DEPARTMENT OF TRANSPORTATION

GE

GRANT EXPENDITURES
June/FINAL, 1997

Run Date: Aug 15 1997
Data Refresh Date: Aug 2 1997
Effective Date: Jun 30 1997

03

ApprCode	OrgnCode	GBLCode	Description	Total	Other
303	9823	6108	Sfty/Prevention Conference	921.47	921.47
		8101	Buckling Up Kids-Co New Law	36,796.47	36,796.47
		8102	Increasing Seatbelt Use	28,038.86	28,038.86
		8103	Colorado Acts	13,572.73	13,572.73
		8105	Underage/Dying To Drink	93.98	93.98
		8110	Helping Rider Get The Most	147.06	147.06
		8116	Rollover Extractor	9,997.68	9,997.68
		9101	Drive Smart Colorado	58,131.24	58,131.24
		9102	Pueblo Ctsp	48,285.80	48,285.80
		9502	Hall Of Life/Museum-Nat Hist	2,890.81	2,890.81
		96ES	96 402 Accruals	-373,157.23	-373,157.23
		9801	Prog Supp-Al-Pot	12,482.72	12,482.72
		9802	Prog Supp-Pt-Pot	3,355.89	3,355.89
		9803	Prog Supp-Ps-Pot	1,825.85	1,825.85
		9804	Prog Supp-Tr-Pot	14,728.21	14,728.21
		9805	Prog Supp-Op-Pot	14,524.26	14,524.26
		9806	Prog Supp-Mc-Pot	4,926.41	4,926.41
		9807	Prog Supp-Cp-Pot	55.16	55.16
		9811	Program Support-Youth Alcohol	1,279.89	1,279.89
	9823		Organization Total	938,444.77	938,444.77
	9827	TR04	Prog Supp-Tr-Out-State Travel	1,316.35	1,316.35
		TR06	Program Support-Mc-Os/T	504.06	504.06
	9827		Organization Total	1,820.41	1,820.41
303			Appropriation Total	2,156,774.93	2,156,774.93
304	9817	02LE	Adams County Sheriff'S Office	3,586.74	3,586.74
		03LE	Colorado Springs Police Dept	9,584.84	9,584.84
		04LE	Durango Police Department	5,320.00	5,320.00
		05LE	Englewood Police Department	5,716.65	5,716.65
		06LE	Federal Heights Police Dept.	5,162.14	5,162.14
		07LE	Fremont County Sheriff'S Offic	1,547.50	1,547.50
		08LE	Gilpin County Sheriff'S Office	8,447.89	8,447.89
		09LE	Loveland Police Department	2,500.00	2,500.00
		10LE	Northglenn Pd	4,870.59	4,870.59
		11LE	San Miguel County Sheriff'S Of	9,035.71	9,035.71
		12LE	Trinidad Police Department	5,801.07	5,801.07
		13LE	Arvada Police Department	8,130.94	8,130.94
		14LE	Aurora Police Department	12,857.54	12,857.54
		15LE	Boulder Police Department	971.93	971.93
		16LE	Boulder Cty Sheriff'S Off	12,204.73	12,204.73
		17LE	Buena Vista Police Dept	8,156.27	8,156.27
		18LE	El Paso Cty Sheriff'S Off	9,277.95	9,277.95
		19LE	Pueblo Cty Sheriff'S Off	9,217.93	9,217.93
		20LE	Arapahoe Cty Sheriff'S Off	10,704.24	10,704.24
		21LE	Black Hawk Police Department	6,602.40	6,602.40
		22LE	Brighton Police Department	5,760.52	5,760.52
		24LE	Central City Police Dept	3,960.00	3,960.00
		25LE	Douglas Cty Sheriff'S Off	17,716.11	17,716.11
		26LE	Evans Police Department	3,758.41	3,758.41
		27LE	Florence Police Dept	1,447.50	1,447.50
		28LE	Glenwood Springs Police Dept	6,411.78	6,411.78
		29LE	Golden Police Department	6,743.04	6,743.04
		30LE	Grand Junction Police Dept	6,290.90	6,290.90
		32LE	Lafayette Police Department	1,609.76	1,609.76
		34LE	Larimer Cty Sheriff'S Off	12,652.22	12,652.22

GE GRANT EXPENDITURES June/FINAL, 1997 Run Date: Aug 15 1997 Data Refresh Date: Aug 2 1997 Effective Date: Jun 30 1997

ApprCode	OrgnCode	GBLCode	Description	Total	Other
304	9817	35LE	Littleton Police Department	7,422.93	7,422.93
		36LE	Mesa County Sheriff'S Off	6,538.89	6,538.89
		37LE	Teller Cty Sheriff'S Off	7,743.16	7,743.16
		97LF	97 Leaf Accruals	197,049.91	197,049.91
	9817		Organization Total	424,802.19	424,802.19
304			Appropriation Total	424,802.19	424,802.19
306	9800	FARS	92 Fatal Accident Rptg System	59,028.11	59,028.11
	9800		Organization Total	59,028.11	59,028.11
	9801	TRAV	Fars Out Of State Travel	1,789.10	1,789.10
	9801		Organization Total	1,789.10	1,789.10
306			Appropriation Total	60,817.21	60,817.21
307	9804	0112	Eval-Ignition Interlock	17,434.14	17,434.14
		0212	Drug Recognition Expert Trng	27,507.69	27,507.69
		0312	Drug Recognition Recert/Trng	8,330.26	8,330.26
		0412	Csp Statewide Dui Enforcement	14,167.06	14,167.06
		0512	Governor'S Dui Task Force	1,119.34	1,119.34
		0812	Dre National Conference	10,045.44	10,045.44
		0898	Ps (408-J6) Ps/Opr/Travel	5,519.35	5,519.35
		97ET	97 408 Accruals	66,343.75	66,343.75
	9804		Organization Total	150,467.03	150,467.03
	9829	1201	Interlock Evaluation	16,913.82	16,913.82
		1202	Csp Statewide Dui Enforcement	115,848.88	115,848.88
		1203	Unc Worksite Initiative	77,661.78	77,661.78
		1204	Drug Use/Traffic Sfty Co	85,153.45	85,153.45
		1205	Colo Validation Study	5,875.73	5,875.73
		1207	Technology Transfer	44.95	44.95
		1209	Dor Equipment	52,957.17	52,957.17
		8107	Operation Reddi	43,225.07	43,225.07
		8112	News They Can Use	360.00	360.00
		96ET	96 408 Accruals	-210,550.33	-210,550.33
		9808	Prog Supp-408-Al-Pot	7,260.70	7,260.70
	9829		Organization Total	194,751.22	194,751.22
307			Appropriation Total	345,218.25	345,218.25
312	9803	0113	Worksite Initiative	63,242.77	63,242.77
		0313	College/Univ Peer Education	57,916.13	57,916.13
		0413	Dre Software Program	5,000.00	5,000.00
		0513	Young Adult Impaired Dr-Prev	24,500.69	24,500.69
		0681	The Heat Is On-Dui Campaign	168,812.58	168,812.58
		0998	Ps-410(J7)Ps/Opr/Travel	38,173.48	38,173.48
		0A13	Routt County S.O.	13,663.30	13,663.30
		0B13	Ft. Collins P.D.	1,056.30	1,056.30
		0C13	Lafayette P.D.	3,500.00	3,500.00
		0D13	Pueblo P.D.	1,530.00	1,530.00
		0E13	Boulder S.O.	11,382.74	11,382.74
		0F13	Breckenridge P.D.	6,156.00	6,156.00
		0H13	Larimer County S.O.	516.27	516.27
		0J13	Olathe P.D.	1,352.12	1,352.12
		0K13	Boulder P.D.	5,551.91	5,551.91
		0M13	Silverthorne P.D.	5,156.11	5,156.11

COLORADO DEPARTMENT OF TRANSPORTATION

GRANT EXPENDITURES
June/FINAL, 1997

Run Date: Aug 15 1997
Data Refresh Date: Aug 2 1997
Effective Date: Jun 30 1997

70

ApprCode	OrgnCode	GBLCode	Description	Total	Other
312	9803	0N13	Woodland Park P.D.	1,014.38	1,014.38
		97AC	97 410 Accruals	56,441.24	56,441.24
	9803		Organization Total	464,966.02	464,966.02
	9830	1301	Leaf Prevention Programs	3,500.00	3,500.00
		1302	College/Univ Peer Education	38,659.52	38,659.52
		1303	Adams County Boces	40,188.60	40,188.60
		1304	Youth Dui Prevention	53,141.65	53,141.65
		1305	Boulder-Youth Impact Program	51,987.72	51,987.72
		1307	Trial Techniques School	4,680.67	4,680.67
		1308	Dor Hearing Officer Trng	7,961.47	7,961.47
		130A	Boulder County S.D.	35,998.48	35,998.48
		130B	Boulder Police Dept.	42,588.67	42,588.67
		130C	Breckenridge Police Dept.	1,701.61	1,701.61
		130D	Broomfield Police Dept.	1,111.00	1,111.00
		130E	Ft. Collins Police Services	43,912.21	43,912.21
		130F	Lafayette Police Dept.	291.62	291.62
		130I	Pueblo Police Dept.	17,215.71	17,215.71
		130J	Routt County Sheriff'S Off	5,077.20	5,077.20
		130K	Silverthorne Police Dept.	2,272.25	2,272.25
		130L	Weld County Sheriff'S Off	1,967.85	1,967.85
		130M	Woodland Park Police Dept.	1,766.41	1,766.41
		130N	Sheridan Police Department	4,000.00	4,000.00
		1310	S. Ute Comm Action Prog	6,621.35	6,621.35
		1312	Impaired Drv Prev-Athletic	6,467.25	6,467.25
		1314	Dui Task Force	4,103.41	4,103.41
		1316	Dui Enforc Manual	29,999.83	29,999.83
		8106	Reducing Al Related Death	48,140.88	48,140.88
		8114	Better Solutions-410	669.12	669.12
		96AC	96 410 Accruals	-196,607.52	-196,607.52
		9809	Prog Supp-410-Al-Pot	7,763.33	7,763.33
	9830		Organization Total	265,180.29	265,180.29
312			Appropriation Total	730,146.31	730,146.31
313	9800	DREA	403 Dre Grant	7,046.30	7,046.30
	9800		Organization Total	7,046.30	7,046.30
313			Appropriation Total	7,046.30	7,046.30
316	9816	50LF	Broomfield Police Department	7,617.95	7,617.95
		51LF	Ft. Collins Police Services	40,906.60	40,906.60
		52LF	Fruita Police Department	17,381.00	17,381.00
		53LF	Carbondale Police Department	30,737.15	30,737.15
		54LF	Longmont Police Department	17,463.82	17,463.82
		55LF	Louisville Police Department	19,255.99	19,255.99
		56LF	Monte Vista Police Department	9,144.71	9,144.71
		57LF	Parker Police Department	17,854.51	17,854.51
		58LF	Pitkin County Sheriff'S Office	49,586.82	49,586.82
		59LF	Pueblo Police Department	60,790.51	60,790.51
		60LF	Routt County Sheriff'S Dept.	10,062.91	10,062.91
		61LF	Silverthorne Police Department	17,426.76	17,426.76
		62LF	Thornton Police Department	30,857.63	30,857.63
		63LF	Adams County Sheriff'S Office	19,769.00	19,769.00
		64LF	Colorado Springs Police Dept.	41,534.01	41,534.01
		65LF	Durango Police Department	11,043.00	11,043.00
		66LF	Englewood Police Department	16,490.26	16,490.26

COLORADO DEPARMENT OF TRANSPORTATION

GE

GRANT EXPENDITURES
June/FINAL, 1997

Run Date: Aug 15 1997
Data Refresh Date: Aug 2 1997
Effective Date: Jun 30 1997

ApprCode	OrgnCode	GBLCode	Description	Total	Other
316	9816	67LF	Federal Heights Police Dept.	16,386.73	16,386.73
		68LF	Fremont County Sheriff'S Off.	14,485.32	14,485.32
		69LF	Gilpin County Sheriff'S Off.	14,485.63	14,485.63
		70LF	Loveland Police Department	10,000.00	10,000.00
		71LF	Northglenn Police Department	18,126.46	18,126.46
		72LF	San Miguel County Sheriff Off	30,496.31	30,496.31
		73LF	Trinidad Police Department	1,350.52	1,350.52
		74LF	Walsenburg Police Department	19,751.00	19,751.00
		75LF	Arvada Police Department	35,006.09	35,006.09
		76LF	Aurora Police Department	30,018.62	30,018.62
		77LF	Boulder Police Department	26,890.54	26,890.54
		78LF	Boulder County Sheriff'S Off	33,326.50	33,326.50
		79LF	Buena Vista Police Dept.	16,611.99	16,611.99
		80LF	El Paso County Sheriff'S Off	38,748.59	38,748.59
		81LF	Pueblo County Sheriff'S Off	20,789.00	20,789.00
		96LF	96 Leaf Accruals	-152,261.08	-152,261.08
	9816		Organization Total	592,134.85	592,134.85
316			Appropriation Total	592,134.85	592,134.85
320	9814	NAPC	1997 Naopc Grants (Adm)	51,549.35	51,549.35
	9814		Organization Total	51,549.35	51,549.35
320			Appropriation Total	51,549.35	51,549.35
401	9874	GA99	State Admin F80%/H20% 9875 402	37,694.70	37,694.70
	9874		Organization Total	37,694.70	37,694.70
	9883	HA99	State Admin F80%/H20% 9883 401	49,538.41	49,538.41
	9883		Organization Total	49,538.41	49,538.41
401			Appropriation Total	87,233.11	87,233.11
402	9850	SQ00	S 1520r Rehabs	8,275.23	8,275.23
	9850		Organization Total	8,275.23	8,275.23
	9858	FQ98	1520r Rehabs Mini Buses 9858	5,645.60	5,645.60
	9858		Organization Total	5,645.60	5,645.60
	9867	YQ43	Denver Mobility Mini 9867 402	-178.50	-178.50
	9867		Organization Total	-178.50	-178.50
	9875	GQ33	Alamosa Cnty Srs 80% 9875 402	6,151.00	6,151.00
		GQ43	Metro Mobility 80% 9875 402	44,999.68	44,999.68
		GQ61	Necta 80% 9875 402	10,800.00	10,800.00
		GQ67	So East Develop 80% 9875 402	10,966.94	10,966.94
		GQ72	Sr Resource Ctr 80% 9875 402	23,130.24	23,130.24
		GQ95	Develop Opport 80% 9875 402	9,600.00	9,600.00
		GR51	Eccog Tools&Equip 80% 9875 402	3,713.60	3,713.60
		GW64	Park County 80% 9875 402	33,239.20	33,239.20
		GW95	Develop Opport 80% 9875 402	28,000.00	28,000.00
		GX43	Metro Mobility 80% 9875 402	60,908.80	60,908.80
		GX51	Eccog 80% 9875 402	62,822.40	62,822.40
		GX61	Necta 80% 9875 402	34,948.00	34,948.00
		GX70	Silver Key 80% 9875 402	31,541.60	31,541.60
		GX72	Sr Resource Ctr 80% 9875 402	97,920.80	97,920.80
		GY58	Lajunta Com Equip 80% 9875 402	520.00	520.00

COLORADO DEPARTMENT OF TRANSPORTATION

GRANT EXPENDITURES
June/FINAL, 1997

Run Date: Aug 15 1997
Data Refresh Date: Aug 2 1997
Effective Date: Jun 30 1997

72

GE

ApprCode	OrgnCode	GBLCode	Description	Total	Other
	9875		Organization Total	459,262.26	459,262.26
402	9884	HW35	Blue Peaks	32,016.00	32,016.00
		HW35	Blue Peaks	32,016.00	32,016.00
		HW95	Develop Opport	22,960.00	22,960.00
		HX26	Delta County	33,864.00	33,864.00
		HX58	Arkansas Valley	34,195.20	34,195.20
		HX61	Necta	35,681.60	35,681.60
		HX72	Sr Resource Ctr	67,171.13	67,171.13
	9884		Organization Total	234,498.35	234,498.35
402			Appropriation Total	707,502.94	707,502.94
403	9850	SQ00	S 1520r Rehabs	3,546.52	3,546.52
	9850		Organization Total	3,546.52	3,546.52
	9858	FQ98	1520r Rehabs Mini Buses 9858	1,411.40	1,411.40
	9858		Organization Total	1,411.40	1,411.40
	9867	YQ43	Denver Mobility Mini 9867 402	178.50	178.50
	9867		Organization Total	178.50	178.50
	9875	GQ33	Alamosa Cnty Srs 80% 9875 402	1,538.00	1,538.00
		GQ43	Metro Mobility 80% 9875 402	11,250.10	11,250.10
		GQ61	Necta 80% 9875 402	2,700.00	2,700.00
		GQ67	So East Develop 80% 9875 402	2,741.73	2,741.73
		GQ72	Sr Resource Ctr 80% 9875 402	5,782.56	5,782.56
		GQ95	Develop Opport 80% 9875 402	2,400.00	2,400.00
		GR51	Eccog Tools&Equip 80% 9875 402	928.40	928.40
		GW64	Park County 80% 9875 402	8,309.80	8,309.80
		GW71	Southern Utes 80% 9875 402	-150.00	-150.00
		GW95	Develop Opport 80% 9875 402	7,000.00	7,000.00
		GX43	Metro Mobility 80% 9875 402	15,227.20	15,227.20
		GX51	Eccog 80% 9875 402	15,705.60	15,705.60
		GX61	Necta 80% 9875 402	8,737.00	8,737.00
		GX70	Silver Key 80% 9875 402	7,885.40	7,885.40
		GX72	Sr Resource Ctr 80% 9875 402	24,480.20	24,480.20
		GY58	Lajunta Com Equip 80% 9875 402	130.00	130.00
	9875		Organization Total	114,665.99	114,665.99
	9884	HQ75	Special Transit 80% 9884 402	2,152.61	2,152.61
		HW35	Blue Peaks 80% 9884 402	8,004.00	8,004.00
		HW95	Develop Opport 80% 9884 402	5,740.00	5,740.00
		HX26	Delta County 80% 9884 402	8,466.00	8,466.00
		HX58	Arkansas Valley 80% 9884 402	8,548.80	8,548.80
		HX61	Necta 80% 9884 402	8,920.40	8,920.40
		HX72	Sr Resource Ctr 80% 9884 402	16,792.78	16,792.78
	9884		Organization Total	58,624.59	58,624.59
403			Appropriation Total	178,427.00	178,427.00
404	9850	7110	Iowa Vacuum System Demo Grant	3,701.23	3,701.23
	9850		Organization Total	3,701.23	3,701.23
404			Appropriation Total	3,701.23	3,701.23
405	9850	94RR	Kyle Rr/Limon	14,307.04	14,307.04

GE		GRANT EXPENDITURES			Run Date: Aug 15 1997	
		June/FINAL, 1997			Data Refresh Date: Aug 2 1997	
					Effective Date: Jun 30 1997	
ApprCode	OrgnCode	GBLCode	Description	Total	Other	
	9850		Organization Total	14,307.04	14,307.04	
	9890		Organization Total	29.63	29.63	
	9891	9696	96 Rail Planning Orgn 9891	7,738.94	7,738.94	
	9891		Organization Total	7,738.94	7,738.94	
405	Appropriation Total			22,075.61	22,075.61	
408	9807	44MT	Alan Staehle	5,792.00	5,792.00	
		47MT	Rider Training Enterprises	45,800.00	45,800.00	
		48MT	Kirk Severson	20,820.00	20,820.00	
		49MT	Western Co Mtrcyc Sfty Prog	4,218.72	4,218.72	
		51MT	96 Most Cont	1,395.63	1,395.63	
		52MT	Abate Of Colorado	61,316.92	61,316.92	
		60MT	97 Most Educ/Supplies	4,715.35	4,715.35	
	9807		Organization Total	144,058.62	144,058.62	
	9819	51MT	96 Most Cont	17,323.62	17,323.62	
	9819		Organization Total	17,323.62	17,323.62	
408	Appropriation Total			161,382.24	161,382.24	
409	9819	38MT	Safety Training Prog-Staehle	4,529.20	4,529.20	
		39MT	Western Colo Mtrcycle Sfty	3,656.00	3,656.00	
		40MT	Rider Training Enterprises	37,283.71	37,283.71	
		41MT	Abate Of Colorado	60,870.00	60,870.00	
		42MT	Motorcycle Rider Training	27,370.00	27,370.00	
		50MT	Education/Trng Supplies	-3,596.94	-3,596.94	
		96MT	96 Most Accruals	-26,521.69	-26,521.69	
	9819		Organization Total	103,590.28	103,590.28	
409	Appropriation Total			103,590.28	103,590.28	
411	9859	U699	Ski Express F80% Only 9861 411	3,241.55	3,241.55	
	9859		Organization Total	3,241.55	3,241.55	
	9868	XA99	State Admin F80% Only 9868 411	9,253.74	9,253.74	
	9868		Organization Total	9,253.74	9,253.74	
	9871	B699	Trans Modal Plf80%Only9871 411	-296.99	-296.99	
		B799	Tdm Plan F80% Only 9871 411	6,000.00	6,000.00	
		BA99	State Admin F80% Only 9871 411	5,002.07	5,002.07	
		BB99	Mgmt Assist F80% Only 9871 411	-34.20	-34.20	
		BD99	Plan Assist F80% Only 9871 411	-2.74	-2.74	
		BG99	Conference F80% Only 9871 411	7,552.02	7,552.02	
	9871		Organization Total	18,220.16	18,220.16	
	9880	C699	Studies F80% Only 9880 411	10,473.48	10,473.48	
		CA99	State Admin F80% Only 9880 411	4,033.41	4,033.41	
		CB99	Mgmt Assist F80% Only 9880 411	17,716.63	17,716.63	
		CD99	Plan Assist F80% Only 9880 411	10,814.02	10,814.02	
	9880		Organization Total	43,037.54	43,037.54	
411	Appropriation Total			73,752.99	73,752.99	

COLORADO DEPARTMENT OF TRANSPORTATION

GRANT EXPENDITURES
June/FINAL, 1997

Run Date: Aug 15 1997
Data Refresh Date: Aug 2 1997
Effective Date: Jun 30 1997

GE

74

ApprCode	OrgnCode	GBLCode	Description	Total	Other
415	9851	LA99	L State Administration	16.38	16.38
		LF99	L1515e Training	241.08	241.08
		WA99	State Admin 100% 9851 415	3,622.98	3,622.98
	9851		Organization Total	3,880.44	3,880.44
	9862	ZA99	State Admin 100% 9862 415	1,144.53	1,144.53
		ZF37	Casta Rtap 100% 9862 415	26,836.00	26,836.00
	9862		Organization Total	27,980.53	27,980.53
	9865	Z676	Summit Co Design 80% 9865	25,000.00	25,000.00
	9865		Organization Total	25,000.00	25,000.00
	9876	M399	Ski Express 100% 9876 415	18,017.71	18,017.71
		MA99	State Admin 100% 9876 415	104,722.12	104,722.12
		MF37	Casta Rtap 100% 9876 415	50,362.00	50,362.00
	9876		Organization Total	173,101.83	173,101.83
	9877	FTAM	Fy96 Accurals	31,000.00	31,000.00
		MN41	Crested Butte Adm 70% 9877 415	3,500.00	3,500.00
		MN43	Metro Mobility Ad 70% 9877 415	10,344.00	10,344.00
		MN48	Durango Admin 70% 9877 415	21,201.00	21,201.00
		MN51	Eccog Admin 70% 9877 415	14,231.00	14,231.00
		MN57	Huerfano-La Cog 70% 9877 415	11,187.00	11,187.00
		MN58	La Junta Admin 70% 9877 415	10,559.00	10,559.00
		MN59	Larimer County 70% 9877 415	41,678.00	41,678.00
		MN61	Necta Admin 70% 9877 415	44,487.00	44,487.00
		MN67	So Ease Dev Admin 70% 9877 415	3,172.00	3,172.00
		MN69	San Luis Valley 70% 9877 415	10,215.00	10,215.00
		MN72	Sr Resource Ctr 70% 9877 415	7,571.00	7,571.00
		MN74	Stmbt Spgs Admin 70% 9877 415	18,400.00	18,400.00
		MN75	Special Transit 70% 9877 415	24,458.00	24,458.00
		MN77	Teller Cnty Admin 70% 9877 415	7,944.00	7,944.00
		MN83	Weld Cnty Admin 70% 9877 415	6,482.00	6,482.00
		MN95	Develop Opport Ad 70% 9877 415	21,141.00	21,141.00
	9877		Organization Total	287,570.00	287,570.00
	9878	MP41	Crested Butte 50% 9878 415	28,300.00	28,300.00
		MP43	Metro Mobility 50% 9878 415	63,930.00	63,930.00
		MP48	Durango Operate 50% 9878 415	92,922.00	92,922.00
		MP51	East Central Cog 50% 9878 415	28,120.00	28,120.00
		MP57	Huerfano-La Cog 50% 9878 415	22,424.00	22,424.00
		MP58	La Junta Operate 50% 9878 415	54,522.00	54,522.00
		MP59	Larimer County 9878 50% 415	100,298.00	100,298.00
		MP61	Necta Operate 50% 9878 415	106,400.00	106,400.00
		MP66	Roaring Fork 50% 9878 415	109,800.00	109,800.00
		MP67	So East Develop 50% 9878 415	26,280.00	26,280.00
		MP69	San Luis Valley 50% 9878 415	19,324.00	19,324.00
		MP72	Sr Resource Ctr 50% 9878 415	32,100.00	32,100.00
		MP74	Stmbt Spgs 50% 9878 415	55,520.00	55,520.00
		MP75	Special Transit 50% 9878 415	112,668.00	112,668.00
		MP76	Summit Cnty 50% 9878 415	59,400.00	59,400.00
		MP77	Teller Cnty 50% 9878 415	5,102.00	5,102.00
		MP83	Weld Cnty 50% 9878 415	59,326.00	59,326.00
		MP95	Develop Opport 50% 9878 415	45,200.00	45,200.00
	9878		Organization Total	1,021,636.00	1,021,636.00
	9879	MX74	Stmbt Spgs Cap Eq 80% 9879 415	42,000.00	42,000.00

COLORADO DEPARTMENT OF TRANSPORTATION

GRANT EXPENDITURES
June/FINAL, 1997

Run Date: Aug 15 1997
Data Refresh Date: Aug 2 1997
Effective Date: Jun 30 1997

GE

ApprCode	OrgnCode	GBLCode	Description	Total	Other
9879	Organization	Total		42,000.00	42,000.00
9885	Organization	Total		23,550.34	23,550.34
9886	NN41	Crested Butte Adm	70% 9886 415	3,372.00	3,372.00
	NN43	Metro Mobility Ad	70% 9886 415	6,224.00	6,224.00
	NN48	Durango Admin	70% 9886 415	14,500.00	14,500.00
	NN51	Eccog Admin	70% 9886 415	6,953.00	6,953.00
	NN57	Huerfano-La Cog	70% 9886 415	6,070.00	6,070.00
	NN58	La Junta Admin	70% 9886 415	5,733.00	5,733.00
	NN59	Larimer County	70% 9886 415	7,152.00	7,152.00
	NN61	Necta Admin	70% 9886 415	29,515.00	29,515.00
	NN67	So East Dev Admin	70% 9886 415	5,000.00	5,000.00
	NN72	Sr Resource Ctr	70% 9886 415	6,071.00	6,071.00
	NN73	Sr Resource Dev Ag	70% 9886 415	1,457.00	1,457.00
	NN74	Stmbt Spgs Admin	70% 9886 415	4,051.00	4,051.00
	NN75	Special Transit	70% 9886 415	19,508.00	19,508.00
	NN77	Teller Cnty Admin	70% 9886 415	1,855.00	1,855.00
9886	Organization	Total		117,461.00	117,461.00
9887	NP41	Crested Butte	50% 9887 415	21,200.00	21,200.00
	NP43	Metro Mobility	50% 9887 415	34,952.00	34,952.00
	NP48	Durango Operate	50% 9887 415	96,200.00	96,200.00
	NP51	East Central Cog	50% 9887 415	22,000.00	22,000.00
	NP57	Huerfano-La Cog	50% 9887 415	23,468.00	23,468.00
	NP58	La Junta Operate	50% 9887 415	24,272.00	24,272.00
	NP59	Larimer County	50% 9887 415	34,405.00	34,405.00
	NP61	Necta Operate	50% 9887 415	78,900.00	78,900.00
	NP66	Roaring Fork	50% 9887 415	92,100.00	92,100.00
	NP67	So East Develop	50% 9887 415	11,639.00	11,639.00
	NP72	Sr Resource Ctr	50% 9887 415	24,800.00	24,800.00
	NP73	Sr Resource Dev Ag	50% 9887 415	4,680.00	4,680.00
	NP74	Stmbt Spgs	50% 9887 415	20,982.00	20,982.00
	NP75	Special Transit	50% 9887 415	75,616.00	75,616.00
	NP77	Teller Cnty	50% 9887 415	5,514.00	5,514.00
9887	Organization	Total		570,728.00	570,728.00
415	Appropriation	Total		2,292,908.14	2,292,908.14
416	9869	XE59 Larimer Co Tdp	70% 9869 416	14,420.89	14,420.89
	9869	Organization	Total	14,420.89	14,420.89
	9872	BE61 Necta Marketing	F70% 9872 416	4,795.00	4,795.00
	9872	Organization	Total	4,795.00	4,795.00
416	Appropriation	Total		19,215.89	19,215.89
417	9873	BD91 N Frnt Range Plan	80% 9873 417	47,786.70	47,786.70
		BD92 Grand Jct Plan	F80% 9873 417	25,000.00	25,000.00
		BM89 Drcog Sys Plan	F80% 9873 417	367,193.50	367,193.50
		BT90 Ppacog Clean Air	F80% 9873 417	47,900.36	47,900.36
9873	Organization	Total		487,880.56	487,880.56
9882	CD90	Ppacog Plan	F80% 9882 417	6,885.17	6,885.17
	CD91	N Frnt Range Plan	F80% 9882 417	34,718.40	34,718.40

COLORADO DEPARTMENT OF TRANSPORTATION

GRANT EXPENDITURES
June/FINAL, 1997

Run Date: Aug 15 1997
Data Refresh Date: Aug 2 1997
Effective Date: Jun 30 1997

76

GE

ApprCode	OrgnCode	GBLCode	Description	Total	Other
	9882		Organization Total	41,603.57	41,603.57
417			Appropriation Total	529,484.13	529,484.13
			Report Total	10,491,320.58	10,491,320.58

**STATE OF COLORADO
DEPARTMENT OF TRANSPORTATION
PROJECT EXPENDITURE TYPE CODES**

Type	Description	Type of Project
B1	City Bridges	Other
B2	County Bridges	Other
C	Federal Aid - Local Advertise & Construction	Federal
D	CE Pool	State
F	Federal Aid	Federal
G	Maintenance Projects - Construction	Maintenance
L	Federal Aid - Local & Off Systems	Federal
M	Maintenance Projects	Maintenance
N	Federal Aid - Special Purpose	Federal
O	Other	Other
P	Property	State
R	Reimbursable	Other
S	State Projects	State
T	Transportation Projects	Federal
U	Unbudgeted Projects	State
Y	Pool / Annual Projects	State
08	Other 0 Construction Work Planning	State
09	Maintenance Projects - Construction	Maintenance

COLORADO DEPARTMENT OF TRANSPORTATION

FEDERAL AID PROJECT EXPENDITURES BY OBJECT
June/FINAL, 1997

Run Date: Aug 15 1997
Data Refresh Date: Aug 2 1997
Effective Date: Jun 30 1997

FAPEO

object	Description	Total	Prelim. Eng.	R.O.W.	Constr. Eng.	Construction	Other
1110 1	Regular Salaries Admin	-8,742	-78	0	0	0	-8,664
1890 1	Regular Salaries	22,357,919	13,222,484	2,352,607	73,260	262,227	6,447,342
1890 2	Temporary Salaries	352,657	227,564	23,778	193	0	101,122
1890 3	Shift Diff. 4-11 Reg.	3	3	0	0	0	0
1890 4	Regular Overtime	91,227	35,896	0	0	1,519	53,813
1890 6	Administrative Leave	5,328	0	0	0	0	5,328
1890 7	Funeral Leave	3,336	0	0	0	0	3,336
1890 B	Shift Diff 4-11 Temp.	14	14	0	0	0	0
1890 D	Temporary Overtime	16,326	9,209	27	51	0	7,040
1890 E	Shift Diff. 11-6 Regular	10	10	0	0	0	0
1890 G	Shift Diff. 11-6 Temp.	8	8	0	0	0	0
1930 1	Temporary Employment Services	12,944	0	0	0	0	12,944
2110 1	Sewer	1,378	0	1,345	0	0	33
2220 1	Build Maint Repairs & Alters	35,630	29,767	0	0	0	5,863
2230 1	Equip Maint/Repair-Nonvehicle	1,045,567	0	0	0	0	1,045,567
2231 1	Adp Eq Mtc/Repair Svce	-460	0	0	0	0	-460
2232 1	Software Mtce/Upgrade	1,084,057	49	0	0	0	1,084,008
2250 3	Road Equip Depreciation	-270	-245	0	-110	0	85
2250 4	Road Equip Rental Surcharge	-0	-2	0	-4	0	5
2250 6	Road Equipment Usage (N)	-24	-68	0	-26	0	70
2250 9	Sur-Charge Other Equipment	163	163	0	0	0	0
2251 1	Motor Pool Vehicle	4,644	2,144	1,135	76	0	1,289
2253 1	Rent Of Equip-Not State Owned	28,943	5,667	0	0	2,938	20,339
2311 1	Construction Contract Payment	170,109,615	4,072,928	0	993,685	165,043,002	0
2311 2	Contractor Retainage	-2,242,730	-245,775	0	-20,751	-1,976,204	0
2312 1	Consult & Professional Svces	35,320,531	24,737,652	318,835	90,950	2,541,261	7,631,833
2312 2	Consultant Retainage	345,077	376,930	-468	13,389	0	-44,774
2510 1	In State Travel	196,459	83,168	4,717	55	0	108,520
2511 1	Instate Air	20,521	2,682	0	0	0	17,839
2513 1	In State Priv Veh/2 Wheel	1,932	648	0	0	0	1,285
2513 2	In State Priv Veh/2 Wheel	9,516	345	244	0	0	8,927
2523 1	In-St Non/Emp Pr/Veh/2 Whl	233	0	0	0	0	233
2530 1	Out Of State Travel	-1,198	1,254	0	0	0	-2,452
2531 1	Out Of State Airfare	4,681	0	0	-591	-366	5,639
2540 1	Out Of State Travel Non/Empl	44,109	0	0	0	0	44,109
2541 1	Out Of State Airfare Non/Empl	542	0	0	0	0	542
2610 1	Advertising	39,527	34,582	0	599	0	4,346
2630 1	Telephone	177,790	0	189	-43,242	43,558	177,286
2630 2	Comm Svcs From Div Of Telecom	-24,938	10	45	-1	29	-25,021
2631 1	Comm Svcs From Outside Source	34,959	0	0	0	0	34,959
2641 1	Data Processing Services	46,116	2,674	0	0	0	43,442
2641 9	Dis Alloc	-226	-534	0	-410	0	717
2680 1	Manls-Specs-Etc (Repro Costs)	131,286	27,826	5,022	437	0	98,002
2680 2	Map Reproduction	2,711	266	7	0	0	2,438
2680 3	Rpts Bultns&Forms(Repro Costs)	55,902	3,181	173	0	0	52,547
2680 4	Row & Constr. Plans & Specs.	197,894	186,113	7,095	292	0	4,394
2690 1	Legal Services	284,616	9,150	274,313	625	0	528
2810 1	Freight & Express Charges	12,685	9,292	144	646	0	2,603
3110 1	Uniforms	250	250	0	0	0	0
3110 3	Supplies (Other Than Office)	106,951	57,538	3,688	387	5,105	40,233
3115 1	Data Processing Supplies	94,703	0	0	0	0	94,703
3116 1	Purchased Software	428,497	0	0	0	2,500	425,997
3117 1	Education & Training Supplies	2,318	0	0	0	0	2,318
3120 1	Newspapers & Publication Purch	39,060	435	4,423	0	0	34,202
3121 1	Office Supplies	48,045	39	0	0	0	48,005
3122 1	Photographs & Photo Supplies	12,603	8,787	180	175	0	3,461
3123 1	Postage	13,220	10,335	0	-62	0	2,947

COLORADO DEPARTMENT OF TRANSPORTATION

FEDERAL AID PROJECT EXPENDITURES BY OBJECT
June/FINAL, 1997

Run Date: Aug 15 1997
Data Refresh Date: Aug 2 1997
Effective Date: Jun 30 1997

FAPEO

object	Description	Total	Prelim. Eng.	R.O.W.	Constr. Eng.	Construction	Other
3126 1	Build Maint Supplies & Matls	6,138	0	6	0	6,132	0
3127 1	Landscapeing Material	15,495	0	0	0	15,495	0
3127 4	Traffic Signs & Materials	7,990	7,990	0	0	0	0
3127 7	Road Building Materials	1,648	47	0	0	1,602	0
3127 8	Road Build Matls From Sal/Sur	-10,000	0	0	0	-10,000	0
3127 F	Safety Materials & Supplies	1,124	50	0	0	0	1,074
3127 S	Salt/Liquid Deicers	3,180	0	0	0	0	3,180
3127 T	Traffic Signals & Equipment	338,472	37,531	0	0	300,941	0
3128 1	Expendable Equip Purchases	484,092	5,814	0	0	0	478,278
3130 1	Laboratory & Research Supplies	143	0	0	0	0	143
3940 1	Light & Power	2,567	0	768	0	71	1,728
3940 2	Hwy Light Facs - Utilities	309	0	0	0	309	0
3960 1	Oil - Heating	134	0	134	0	0	0
4100 7	Central Lab Tests	220,635	178,965	0	40,082	0	1,588
4100 8	Allocated Building Maintenance	1,492	0	1,492	0	0	0
4100 A	Indir Cost Allocation-Non Par	9,511,385	4,130,217	790,199	4,406,084	0	184,884
4100 B	Indir Cost Allocation-Eligible	4,016,055	1,671,492	313,006	1,979,817	-15,597	67,337
4100 T	Indir Cost Trng	-727,589	0	0	0	0	-727,589
4110 1	Court Costs Judgements Etc.	226,999	0	226,999	0	0	0
4110 3	Damage Claims	5,000	0	5,000	0	0	0
4140 1	Membership/Dues	206,308	1,189	0	0	140	204,979
4180 1	Official Functions	58,299	5,060	0	0	0	53,239
4210 1	Row Acquisition & Purchase	12,929,492	-8,199	12,937,690	0	0	0
4210 2	Row Relocation Payments	877,480	0	877,480	0	0	0
4210 3	Row Court Deposits	4,639,633	0	4,639,633	0	0	0
4210 4	Row Admin Fee	13,225	0	13,225	0	0	0
4210 5	Reimb Of Row Acquisition	-109,651	0	-109,651	0	0	0
4220 1	Tuition /Registration Fees	5,320	1,500	0	0	0	3,820
4240 1	Personnel Moving	178	0	0	0	0	178
5180 1	Grants In Aid - Special Dists	4,668,369	0	0	0	0	4,668,369
6230 1	Heavy Equip F/Maint & Constr	109,548	0	0	0	109,548	0
7520 3	Ce Pool Allocate	13,708,540	0	0	13,708,540	0	0
Report Total		281,755,924	48,944,017	22,693,478	21,244,147	166,334,207	22,540,075

NOTE: Projects with project type 'C', 'N', 'L', 'F', or 'T' are Federal Aid Projects.

COLORADO DEPARTMENT OF TRANSPORTATION

STATE PROJECT EXPENDITURES BY OBJECT
June/FINAL, 1997

Run Date: Aug 15 1997
Data Refresh Date: Aug 2 1997
Effective Date: Jun 30 1997

SPEO

08

object	Description	Total	Prelim. Eng.	R.O.W.	Constr. Eng.	Construction	Other
1110 1	Regular Salaries Admin	399	0	0	399	0	0
1110 4	Regular Overtime Admin	40	0	0	40	0	0
1300 1	Reimb Of Expndtres - Pers Svc	-75	0	0	0	0	-75
1890 1	Regular Salaries	4,925,399	4,363,436	374,354	31,114	13,603	142,892
1890 2	Temporary Salaries	128,596	121,270	642	0	0	6,684
1890 4	Regular Overtime	21,778	11,188	0	1,718	4,263	4,609
1890 D	Temporary Overtime	3,386	3,367	0	0	0	19
1890 E	Shift Diff. 11-6 Regular	32	32	0	0	0	0
2110 1	Sewer	11,050	0	0	11,050	0	0
2110 2	Water	2,912	0	132	0	0	2,780
2150 1	Laundry Service	653	0	0	0	0	653
2220 1	Build Maint Repairs & Alters	29,173	0	0	0	0	29,173
2232 1	Software Mtce/Upgrade	98	0	0	0	0	98
2250 3	Road Equip Depreciation	270	270	0	0	0	0
2250 4	Road Equip Rental Surcharge	0	0	0	0	0	0
2250 6	Road Equipment Usage (N)	26	26	0	0	0	0
2251 1	Motor Pool Vehicle	1,748	1,560	28	3	0	156
2253 1	Rent Of Equip-Not State Owned	19,677	1,766	0	1,436	0	16,476
2254 1	Rent Rd Equip-Not State Owned	4,273	4,273	0	0	0	0
2255 1	Rent Of Buildings/Grounds	157,840	0	0	0	0	157,840
2311 1	Construction Contract Payment	97,574,149	1,199,459	0	1,921,094	94,453,596	0
2311 2	Contractor Retainage	110,670	-2,442	0	0	113,112	0
2311 5	Esb Hourly Reimb -Contractor	2,630	0	0	0	2,630	0
2312 1	Consult & Professional Svces	13,582,990	2,560,175	3,546	2,115,928	5,914,668	2,988,674
2312 2	Consultant Retainage	254,548	10,216	0	69,556	83,304	91,471
2510 1	In State Travel	27,756	24,385	738	766	665	1,202
2511 1	Instate Air	1,696	814	0	0	278	604
2513 1	In State Priv Veh/2 Wheel	26	26	0	0	0	0
2513 2	In State Priv Veh/2 Wheel	129	44	49	0	0	36
2530 1	Out Of State Travel	364	236	0	0	-236	364
2531 1	Out Of State Airfare	320	0	0	0	0	320
2610 1	Advertising	22,450	8,276	0	12,714	0	1,460
2630 1	Telephone	13,573	0	0	3,396	0	10,177
2631 1	Comm Svcs From Outside Source	93	93	0	0	0	0
2641 9	Dis Alloc	58	58	0	0	0	0
2680 1	Manls-Specs-Etc (Repro Costs)	19,403	8,002	354	10,025	0	1,022
2680 2	Map Reproduction	-79,910	0	10	0	0	-79,920
2680 3	Rpts Bultns&Forms(Repro Costs)	985	985	0	0	0	0
2680 4	Row & Constr. Plans & Specs.	55,741	46,639	419	8,682	0	0
2690 1	Legal Services	54,600	5,935	48,518	25	0	123
2810 1	Freight & Express Charges	2,439	1,709	121	44	161	403
3110 1	Uniforms	89	0	66	0	0	23
3110 3	Supplies (Other Than Office)	49,623	32,203	50	1,587	48	15,735
3112 3	Parts & Accessories-Outsd Vend	57	0	0	0	0	57
3115 1	Data Processing Supplies	303	303	0	0	0	0
3116 1	Purchased Software	1,900	0	0	1,900	0	0
3119 1	Laboratory & Research Supplies	19	19	0	0	0	0
3120 1	Newspapers & Publication Purch	-2,613	0	832	1,765	0	-5,210
3121 1	Office Supplies	137	81	0	29	0	27
3122 1	Photographs & Photo Supplies	12,070	6,623	65	419	0	4,964
3123 1	Postage	2,755	2,755	0	0	0	0
3126 1	Build Maint Supplies & Matls	59,092	0	0	845	0	58,247
3127 1	Landscaping Material	183	0	0	0	183	0
3127 4	Traffic Signs & Materials	2,327	-2,156	0	-31,441	-235,836	271,759
3127 7	Road Building Materials	221,881	6,017	0	124,845	84,961	6,058
3127 9	Road Oil,Lqd Asphalt & Adtvs	5,492	0	0	0	0	5,492
3127 F	Safety Materials & Supplies	562	0	0	91	0	471

COLORADO DEPARTMENT OF TRANSPORTATION

STATE PROJECT EXPENDITURES BY OBJECT
June/FINAL, 1997

Run Date: Aug 15 1997
Data Refresh Date: Aug 2 1997
Effective Date: Jun 30 1997

SPEO

object	Description	Total	Prelim. Eng.	R.O.W.	Constr. Eng.	Construction	Other
3127 L	Hwy Light Facs - Inst & Repair	14,599	0	0	0	14,599	0
3127 M	Supplies Mtce (Not Office)	11	11	0	0	0	0
3127 T	Traffic Signals & Equipment	1,035,972	0	0	324,642	700,180	11,150
3128 1	Expendable Equip Purchases	28,141	40	0	784	1,464	25,853
3940 1	Light & Power	8,092	0	0	250	7,842	0
3940 2	Hwy Light Facs - Utilities	6,033	0	0	6,033	0	0
3950 1	Diesel Fuel	1,623	0	0	583	0	1,040
3950 2	Gasoline	538	0	0	202	0	336
4100 7	Central Lab Tests	627,550	108,163	0	519,387	0	0
4100 A	Indir Cost Allocation-Non Par	5,813,899	2,041,479	126,979	3,887,276	0	-241,834
4100 B	Indir Cost Allocation-Eligible	3,537	3,468	440	-371	99	-99
4110 1	Court Costs Judgements Etc.	16,406	0	16,406	0	0	0
4110 3	Damage Claims	-4,072	-4,072	0	0	0	0
4140 1	Membership/Dues	1,875	1,875	0	0	0	0
4180 1	Official Functions	83	83	0	0	0	0
4210 1	Row Acquisition & Purchase	3,233,344	320	3,226,664	0	0	6,360
4210 2	Row Relocation Payments	56,605	0	56,605	0	0	0
4210 3	Row Court Deposits	38,585	0	38,585	0	0	0
4210 4	Row Admin Fee	-600	0	-600	0	0	0
4210 5	Reimb Of Row Acquisition	-126,161	0	-126,161	0	0	0
4220 1	Tuition /Registration Fees	867	0	0	0	0	867
5180 1	Grants In Aid - Special Dists	1,899	0	0	0	0	1,899
6110 1	Admin Maint&Equip Depots(Bldg)	176,612	0	0	0	0	176,612
6110 2	Building Improvements	777,706	0	0	0	43,767	733,939
6230 1	Heavy Equip F/Maint & Constr	254,877	0	0	0	0	254,877
6280 5	Miscellaneous Equipment	131,583	0	0	0	0	131,583
7520 2	Ce Pool Transfer	21,341,386	0	0	21,341,386	0	0
7520 3	Ce Pool Allocate	-14,646,194	0	0	-14,646,194	0	0
8110 2	Loan E-470	4,000,000	0	0	0	4,000,000	0
Report Total		140,100,656	10,569,010	3,768,843	15,722,007	105,203,350	4,837,445

NOTE: Projects with project type 'S', '08', 'D', 'P', 'U', 'Y' are State Projects.

COLORADO DEPARTMENT OF TRANSPORTATION

MAINTENANCE PROJECT EXPENDITURES BY OBJECT
June/FINAL, 1997

Run Date: Aug 15 1997
Data Refresh Date: Aug 2 1997
Effective Date: Jun 30 1997

MPEO

88

object	Description	Total	Prelim. Eng.	R.O.W.	Constr. Eng.	Construction	Other
1890 1	Regular Salaries	1,364,087	299,048	6,035	5,976	66,720	986,307
1890 2	Temporary Salaries	15,071	2,226	0	343	0	12,502
1890 3	Shift Diff. 4-11 Reg.	269	159	0	0	0	110
1890 4	Regular Overtime	7,764	290	0	0	224	7,250
1890 5	Shift Diff Ot 4-11 Reg.	210	99	0	0	0	110
1890 D	Temporary Overtime	457	261	0	0	0	197
1890 E	Shift Diff. 11-6 Regular	442	0	0	0	0	442
1890 F	Shift Diff. 11-6 Ot Reg.	918	126	0	0	0	792
2170 1	Hazardous Materials Fee	4,224	0	0	0	0	4,224
2220 1	Build Maint Repairs & Alters	15,265	0	0	0	15,265	0
2251 1	Motor Pool Vehicle	50	9	0	14	0	27
2253 1	Rent Of Equip-Not State Owned	6,306	0	0	0	1,145	5,161
2311 1	Construction Contract Payment	6,831,177	545	0	0	6,820,632	10,000
2311 2	Contractor Retainage	-108,235	0	0	0	-56,235	-52,000
2312 1	Consult & Professional Svces	1,050,357	17,337	0	4,000	163,979	865,041
2510 1	In State Travel	6,731	19	0	0	74	6,639
2511 1	Instate Air	164	164	0	0	0	0
2610 1	Advertising	305	305	0	0	0	0
2680 1	Manls-Specs-Etc (Repro Costs)	257	0	46	0	0	0
2680 4	Row & Constr. Plans & Specs.	3,134	3,114	0	20	0	0
2690 1	Legal Services	221	221	0	0	0	0
2810 1	Freight & Express Charges	1,343	127	0	0	190	1,026
3110 1	Uniforms	6,335	0	0	0	0	6,335
3110 3	Supplies (Other Than Office)	137,433	0	0	0	654	136,778
3122 1	Photographs & Photo Supplies	504	0	0	0	0	504
3123 1	Postage	228	228	0	0	0	0
3126 1	Build Maint Supplies & Matls	100	0	0	0	0	100
3127 1	Landscapeing Material	334,429	0	0	0	11,757	322,672
3127 3	Pavement Marking	2,976	0	0	0	2,976	0
3127 4	Traffic Signs & Materials	111,128	0	0	0	111,128	0
3127 6	Ice Control Abrasives	105,631	0	0	0	0	105,631
3127 7	Road Building Materials	658,053	0	0	0	657,939	114
3127 9	Road Oil,Lqd Asphalt & Adtvs	1,868,200	0	0	0	1,868,200	0
3127 F	Safety Materials & Supplies	17,119	0	0	0	15,000	2,119
3127 L	Hwy Light Facs - Inst & Repair	5,599	0	0	0	5,599	0
3127 M	Supplies Mtce (Not Office)	54	0	0	0	54	0
3127 T	Traffic Signals & Equipment	88,514	0	0	0	11,590	76,924
3128 1	Expendable Equip Purchases	205,339	0	0	0	0	205,339
3950 1	Diesel Fuel	10,011	0	0	0	11	10,000
4100 7	Central Lab Tests	14,597	0	0	3,017	11,580	0
4100 A	Indir Cost Allocation-Non Par	228,083	26,119	1,853	196,053	0	4,058
4210 1	Row Acquisition & Purchase	2,397	0	2,397	0	0	0
6230 1	Heavy Equip F/Maint & Constr	145,550	0	0	0	145,550	0
6280 8	Proj Purch/Asgn Eqpt	48,500	0	0	0	0	48,500
7520 3	Ce Pool Allocate	570,749	0	0	570,749	0	0
Report Total		13,762,045	350,608	10,332	780,173	9,854,029	2,766,903

NOTE: Projects with project type 'M', 'G', and '09' are Maintenance Projects.

COLORADO DEPARTMENT OF TRANSPORTATION

OTHER PROJECT AND GRANT EXPENDITURES BY OBJECT
June/FINAL, 1997

Run Date: Aug 15 1997
Data Refresh Date: Aug 2 1997
Effective Date: Jun 30 1997

OPEO

object	Description	Total	Prelim. Eng.	R.O.W.	Constr. Eng.	Construction	Other
1110 1	Regular Salaries Admin	533,663	0	0	0	0	533,663
1110 2	Temporary Salaries Admin	5,251	0	0	0	0	5,251
1110 4	Regular Overtime Admin	1,846	0	0	0	0	1,846
1110 6	Administrative Leave Admin	2,003	0	0	0	0	2,003
1110 7	Funeral Leave Admin	1,179	0	0	0	0	1,179
1110 9	Jury Duty Leave Admin	200	0	0	0	0	200
1110 A	Annual Leave Admin	43,593	0	0	0	0	43,593
1110 D	Temporary Overtime Adm	5,886	0	0	0	0	5,886
1110 S	Sick Leave Admin	26,103	0	0	0	0	26,103
1110 T	Holiday Leave Admin	22,177	0	0	0	0	22,177
1511 1	Health Insurance	24,173	0	0	0	0	24,173
1512 1	Life Insurance	352	0	0	0	0	352
1513 1	Short Term Disability	1,281	0	0	0	0	1,281
1520 1	Medicare	2,978	0	0	0	0	2,978
1522 1	Retirement Contribution	70,684	0	0	0	0	70,684
1890 1	Regular Salaries	970,228	334,448	15,544	56,345	5,574	558,317
1890 2	Temporary Salaries	27,915	5,787	1,142	1,335	0	19,651
1890 3	Shift Diff. 4-11 Reg.	35	0	0	35	0	0
1890 4	Regular Overtime	3,598	0	0	3,598	0	0
1890 6	Administrative Leave	428	0	0	0	0	428
1890 7	Funeral Leave	373	0	0	0	0	373
1890 D	Temporary Overtime	704	0	0	133	0	571
1930 1	Temporary Employment Services	8,491	0	0	0	0	8,491
2110 2	Water	33	0	0	0	0	33
2230 1	Equip Maint/Repair-Nonvehicle	1,018	0	0	0	0	1,018
2232 1	Software Mtce/Upgrade	6,211	0	0	0	0	6,211
2250 3	Road Equip Depreciation	54,377	0	0	0	0	54,377
2250 4	Road Equip Rental Surcharge	-0	0	0	0	0	-0
2250 6	Road Equipment Usage (N)	-5	0	0	0	0	-5
2251 1	Motor Pool Vehicle	-643	45	0	0	0	-688
2251 3	St Fleet Fixed Rate Charge	2,928	0	0	0	0	2,928
2252 1	St Fleet Mgt Chg Nonpartic.	860	0	0	0	0	860
2253 1	Rent Of Equip-Not State Owned	450	0	0	0	0	450
2255 1	Rent Of Buildings/Grounds	20,380	0	0	0	0	20,380
2311 1	Construction Contract Payment	6,405,203	0	0	30,640	6,374,563	0
2311 2	Contractor Retainage	-12,010	0	0	0	-12,010	0
2312 1	Consultant & Professional Svces	4,222,835	209,599	0	0	14,404	3,998,832
2312 2	Consultant Retainage	40,412	-4,050	0	0	0	44,462
2510 1	In State Travel	13,603	199	0	409	0	12,996
2511 1	Instate Air	1,490	0	0	0	0	1,490
2513 1	In State Priv Veh/2 Wheel	252	0	0	0	0	252
2513 2	In State Priv Veh/2 Wheel	684	14	0	0	0	670
2522 1	In-State Non/Empl Per Diem	3,652	0	0	0	0	3,652
2523 1	In-St Non/Emp Pr/Veh/2 Whl	324	0	0	0	0	324
2530 1	Out Of State Travel	17,936	275	0	0	0	17,661
2531 1	Out Of State Airfare	9,611	-593	0	0	0	10,203
2533 1	O/St Private Veh/2 Wheel	309	0	0	0	0	309
2541 1	Out Of State Airfare Non/Empl	4,996	0	0	0	0	4,996
2542 1	Out Of State Per Diem Non/Empl	7,474	0	0	0	0	7,474
2543 1	O/St Vehcle Non/Empl/2 Wheel	33	0	0	0	0	33
2610 1	Advertising	19,266	1,084	0	0	0	18,182
2630 1	Telephone	5,925	0	0	0	0	5,925
2630 2	Comm Svcs From Div Of Telecom	3,156	0	0	0	0	3,156
2641 1	Data Processing Services	806	0	0	0	0	806
2641 9	Dis Alloc	-10	-10	0	0	0	0
2680 1	Manls-Specs-Etc (Repro Costs)	25,732	3,431	89	0	0	22,212
2680 3	Rpts Bultns&Forms(Repro Costs)	94,727	0	0	0	0	94,727

COLORADO DEPARTMENT OF TRANSPORTATION

OTHER PROJECT AND GRANT EXPENDITURES BY OBJECT
June/FINAL, 1997

Run Date: Aug 15 1997
Data Refresh Date: Aug 2 1997
Effective Date: Jun 30 1997

OPEO

48

object	Description	Total	Prelim. Eng.	R.O.W.	Constr. Eng.	Construction	Other
2680 4	Row & Constr. Plans & Specs.	10,062	10,062	0	0	0	0
2690 1	Legal Services	8,858	6,084	0	0	0	2,774
2710 1	Physical Exams.	4,354	0	0	0	0	4,354
2810 1	Freight & Express Charges	2,235	1,053	0	0	0	1,182
3110		25	0	0	0	0	25
3110 1	Uniforms	7,006	0	0	0	0	7,006
3110 3	Supplies (Other Than Office)	100,739	7,544	0	0	0	93,195
3112 1	Antifreeze	-12	0	0	0	0	-12
3112 6	Supplies Automotive	3,541	0	0	0	0	3,541
3115 1	Data Processing Supplies	50,113	0	0	0	0	50,113
3116 1	Purchased Software	2,409	0	0	0	0	2,409
3117 1	Education & Training Supplies	239,918	0	0	0	0	239,918
3120 1	Newspapers & Publication Purch	45,932	0	0	0	0	45,932
3121 1	Office Supplies	13,382	1,170	0	0	0	12,212
3122 1	Photographs & Photo Supplies	1,552	309	0	0	0	1,242
3123 1	Postage	11,530	659	0	-13	0	10,884
3127 1	Landscaping Material	6,112	0	0	0	2,178	3,934
3127 3	Pavement Marking	200,916	0	0	0	0	200,916
3127 4	Traffic Signs & Materials	44,150	6,468	0	2,935	27,411	7,337
3127 5	Weed Killers & Sterilants	23,312	0	0	0	0	23,312
3127 6	Ice Control Abrasives	124,467	0	0	0	0	124,467
3127 7	Road Building Materials	8,983	0	0	0	0	8,983
3127 9	Road Oil,Lqd Asphalt & Adtvs	1,750	0	0	0	1,750	0
3127 M	Supplies Mtce (Not Office)	4,027	0	0	0	0	4,027
3127 S	Salt/Liquid Deicers	27,800	0	0	0	0	27,800
3128 1	Expendable Equip Purchases	-57	0	0	0	0	-57
3130 1	Laboratory & Research Supplies	13,474	0	0	0	0	13,474
3970 1	Natural Gas	3,521	0	0	0	0	3,521
4100 1	Reimb Of Expenditures - Operati	-5,154	0	0	0	0	-5,154
4100 2	Reimb Of Expenditures - Travel	1,215	0	0	0	0	1,215
4100 7	Central Lab Tests	15,038	225	0	14,813	0	0
4100 8	Allocated Building Maintenance	28,259	0	0	0	0	28,259
4100 A	Indir Cost Allocation-Non Par	-78,690	159,068	6,834	205,773	0	-450,365
4110 1	Court Costs Judgements Etc.	125	0	0	0	0	125
4110 3	Damage Claims	-264,432	0	0	0	0	-264,432
4110 4	Losses (Theft)	-256	0	0	0	-256	0
4140 1	Membership/Dues	49,975	50	0	0	0	49,925
4170 1	Sign Refunds	46	0	0	0	0	46
4180 1	Official Functions	67,838	0	0	0	0	67,838
4210 1	Row Acquisition & Purchase	4,105	0	4,105	0	0	0
4210 2	Row Relocation Payments	39,313	0	39,313	0	0	0
4220 1	Tuition /Registration Fees	8,259	0	0	0	0	8,259
5110 1	Grants In Aid - Cities	5,778,968	0	0	0	0	5,778,968
5120 1	Grants In Aid - Counties	14,053,293	0	0	0	0	14,053,293
5180 1	Grants In Aid - Special Dists	4,975,132	0	0	0	0	4,975,132
5180 2	Grants In Aid - Overmatch	-27,910	0	0	0	0	-27,910
5771 1	Grants In Aid - State Agencies	952,511	0	0	0	0	952,511
6210 1	Adp Equipment	-12	0	0	0	0	-12
6230 1	Heavy Equip F/Maint & Constr	94,530	0	0	0	0	94,530
6280 5	Miscellaneous Equipment	6,000	0	0	0	0	6,000
6280 6	Photo Equip.Projects,Viewers	3,977	0	0	0	0	3,977
7520 3	Ce Pool Allocate	366,905	0	0	366,905	0	0
8110 1	Indirect Cost Charge	29,035	0	0	0	0	29,035
Report Total		39,763,324	742,922	67,027	682,908	6,413,614	31,856,854

NOTE: This report includes all Grants and Projects with project type 'O', 'R', 'B1', or 'B2'.

DEMOGRAPHICS & GRAPHS

**TOTAL PERSONAL AND PER CAPITA INCOME
1988-1997**

Year	Colorado		United States	
	Total Personal Income (000,000)	Per Capita Income	Total Personal Income (000,000)	Per Capita Income
1988	55,167	16,602	4,002,547	16,297
1989	58,125	17,694	4,384,300	17,725
1990	61,942	18,708	4,645,500	18,678
1991	65,365	19,356	4,780,219	18,955
1992	71,384	20,601	5,138,091	20,147
1993	76,918	21,556	5,365,006	20,812
1994	81,628	22,293	5,648,263	21,696
1995	92,123	23,408	6,129,383	22,781
1996	98,208	25,084	6,563,007	24,231
1997 Estimate	103,118	26,338	6,891,157	25,443

Source: Bureau of Economic Analysis, Division of Local Government of the Department of Local Affairs

**POPULATION
1988-1997**

Year	Colorado Population (000)	United States Population (000)
1988	3,301	245,051
1989	3,285	247,350
1990	3,311	248,710
1991	3,377	252,177
1992	3,465	255,011
1993	3,568	257,795
1994	2,662	260,372
1995	3,747	262,890
1996	3,823	265,284
1997 Estimate	3,893	267,273

Source: U.S. Bureau of the Census; Division of Local Government of the Department of Local Affairs

**STATE OF COLORADO
HIGHWAY USERS TAX FUND
GROSS REVENUES
TEN YEAR SCHEDULE
(Dollar Amounts in Thousands)**

GROSS REVENUES/ PERCENT OF TOTAL REVENUE	1987-88	1988-89	1989-90	1990-91	1991-92	1992-93	1993-94 (2)	1994-95	1995-96	1996-97
Motor Fuel Tax	301,418 75.10%	301,871 72.16%	347,609 77.00%	364,165 79.12%	390,993 81.23%	379,840 74.45%	409,318 75.97%	419,547 74.46%	441,465 74.56%	449,567 74.14%
Gross Ton Mile Tax	30,992 7.72%	31,795 7.60%	21,346 4.73%	1,388 0.30%	1,310 0.27%	499 0.10%	601 0.11%	402 0.07%	490 0.08%	459 0.08%
Motor Vehicle Registration	32,029 7.98%	31,482 7.53%	48,115 10.66%	60,962 13.24%	62,448 12.97%	96,906 18.99%	100,063 18.57%	110,389 19.59%	117,905 19.91%	119,685 19.74%
Sales & Use Tax/ General Fund Transfer	15,700 3.91%	30,000 (1) 7.17%	10,000 (1) 2.22%	10,000 (1) 2.17%	0 0.00%	0 0.00%	0 0.00%	0 0.00%	0 0.00%	0 0.00%
Miscellaneous	21,237 5.29%	23,162 5.54%	24,356 5.40%	23,776 5.17%	26,612 5.53%	32,977 6.46%	28,811 5.35%	33,081 5.87%	32,196 5.44%	36,635 6.04%
Total	401,376 100.00%	418,310 100.00%	451,426 100.00%	460,291 100.00%	481,363 100.00%	510,222 100.00%	538,793 100.00%	563,419 100.00%	592,056 100.00%	606,346 100.00%
Department of Transportation Share of Revenues	199,949	211,812	233,073	235,381	252,415	257,191	268,049	279,584	299,533	316,255

Source: Department of Transportation Records, Department of Treasury

(1) General Fund Transfer

(2) FY 1986 - 93 Revenues - Cash Basis

FY 1994 - 97 Revenues - Accrual Basis

**COLORADO DEPARTMENT OF TRANSPORTATION
FY 1996-97 MAINTENANCE COSTS
BY MAINTENANCE ACTIVITY**


	100 PLAN & SCHEDULE	150 ROADWAY SURFACE	200 ROADSIDE FACILITIES	250 ROADWAY APPEARANCE	300 TRAFFIC SERVICES	350 STRUCTURES	400 SNOW & ICE	450 MATERIALS EQUIP/BLDG	500 TUNNEL ITEMS	TOTAL NORMAL MAINTENANCE
GREELEY										
REGION 4, SECTION 1	785,491	5,337,783	2,016,019	991,915	3,951,736	361,489	2,854,858	1,307,800	0	17,607,091
% OF SECTION TOTAL	4.46%	30.32%	11.45%	5.63%	22.44%	2.05%	16.21%	7.43%	0.00%	100.00%
GRAND JUNCTION										
REGION 3, SECTION 2	730,800	2,633,556	1,474,022	362,537	2,414,056	177,160	3,993,997	1,289,652	676,307	13,752,087
% OF SECTION TOTAL	5.31%	19.15%	10.72%	2.64%	17.55%	1.29%	29.04%	9.38%	4.92%	100.00%
DURANGO										
REGION 5, SECTION 3	353,980	4,592,386	779,101	270,793	857,679	18,898	3,347,077	257,011	0	10,476,925
% OF SECTION TOTAL	3.38%	43.83%	7.44%	2.58%	8.19%	0.18%	31.95%	2.45%	0.00%	100.00%
PUEBLO										
REGION 2, SECTION 4	501,536	4,619,561	2,335,566	1,019,971	2,546,270	359,459	3,263,316	858,009	157	15,503,845
% OF SECTION TOTAL	3.23%	29.80%	15.06%	6.58%	16.42%	2.32%	21.05%	5.53%	0.00%	100.00%
AURORA										
REGION 1, SECTION 5	514,260	5,642,038	1,688,320	459,763	892,742	88,225	7,700,547	1,244,840	7,860	18,238,595
% OF SECTION TOTAL	2.82%	30.93%	9.26%	2.52%	4.89%	0.48%	42.22%	6.83%	0.04%	100.00%
CRAIG										
REGION 3, SECTION 6	299,437	1,300,613	620,298	128,972	1,022,224	27,292	2,534,138	381,255	0	6,314,229
% OF SECTION TOTAL	4.74%	20.60%	9.82%	2.04%	16.19%	0.43%	40.13%	6.04%	0.00%	100.00%
ALAMOSA										
REGION 5, SECTION 7	294,854	2,951,007	715,826	167,751	893,437	18,809	1,902,220	596,597	0	7,540,501
% OF SECTION TOTAL	3.91%	39.14%	9.49%	2.22%	11.85%	0.25%	25.23%	7.91%	0.00%	100.00%
DENVER										
REGION 6, SECTION 8	584,639	2,316,761	2,761,296	1,500,673	750,337	601,421	3,593,452	811,042	0	12,919,621
% OF SECTION TOTAL	4.53%	17.93%	21.37%	11.62%	5.81%	4.66%	27.81%	6.28%	0.00%	100.00%
EISENHOWER TUNNEL										
REGION 1, SECTION 9	47,488	1,122	83,552	2,370	46,836	0	15,470	119,366	1,651,937	1,968,141
% OF SECTION TOTAL	2.41%	0.06%	4.25%	0.12%	2.38%	0.00%	0.79%	6.06%	83.93%	100.00%
TOTAL	4,112,485	29,394,827	12,474,000	4,904,745	13,375,317	1,652,753	29,205,075	6,865,572	2,336,261	104,321,035
% OF TOTAL	3.94%	28.18%	11.96%	4.70%	12.82%	1.58%	28.00%	6.58%	2.24%	100.00%

The Maintenance Management System (MMS) produces estimated costs only. Also, amounts for material production and leave activities are not included.

STATE OF COLORADO DEPARTMENT OF TRANSPORTATION DEPARTMENT EXPENDITURES

(Figures shown in millions of dollars)


CONSTRUCTION
 MAINTENANCE
 ADMINISTRATION
 OTHER



STATE OF COLORADO DEPARTMENT OF TRANSPORTATION DEPARTMENT REVENUES

(Figures shown in millions of dollars)

FEDERAL
 HUT
 GENERAL FUND
 OTHER



General Fund Revenues for FY 1998 - 1995 were too small to graph