

**PRIMERGY TX2550 M5
Tower or 4U Rack server**



Chapter	Folder	Content
	Cover	List of content, Instructions for usage of this configurator, abbreviations
	Description	System Description for easier understanding
1	Base	Describes base units of TX2550 M5
2	Base	Describes rack mount kits and services
3	CPU	Order codes, information Xeon processors
4	RAM	DDR4 System memory (RAM) and memory modes
5	GFX	Graphics-, Grid-cards, GPU and Xeon Co processors
6	HD cage	HDD cage kits
7	RAID	SAS / RAID Controller and components
8	ODD	Optical disk drives (DVD, DVD-rw, Blu ray)
9	Backup	LTO drives & RDX drive
10	HD SSD	Storage drives - PCIe SSD - SAS/SATA SSD & HDD
11	LAN	LAN Components
12	FC_IB	Fibre Channel Controller
13		Infiniband Controller
14	PSU	Power supply units, power cables, country specifics
15	USB devices	Keyboards, Mice, USB devices
16	others	System Management, ATD, RS232 port, TPM module

Instructions

This document contains basic product and configuration information that supports you in more complicated configurations.

In any case we recommend to use the PC-/SystemArchitect to make sure, that you configure a valid system.

This System configurator is divided into several chapters. They are identical to the current price list and PC-/SystemArchitect.

Please follow this document step by step from the top to the bottom

Chapter xx - description of chapter

Text fields with grey color offer extra information for related topics (e.g prerequisites, technical background, configuration rules, limitations, ...)

S26361-F4610-E2
S26361-F4610-L3
PLAN 2x1Gb Ethern. Controller
i350-T2 chip (based on Intel Powerville) offers 2x1Gb RJ45 connectors
PCIe Gen2 x4 full height card
max. 6x per system

<-- order code E-part (bold) --

<-- order code L-part (bold)

<-- "name" of this part

<--description of this part, in some cases as well description of content

<--requires a free PCIe slot --> means total amount of PCIe slots reduced

<--indicates how often this part can be configured in the related Server

For further information see:

Link to datasheet:

http:// **xxx**

http://ts.fujitsu.com/products/standard_servers/index.html

(internet)

https://partners.ts.fujitsu.com/com/order-supply/configurators/primergy_config/Pages/default.aspx

(extranet)

Fujitsu is providing the content of this document with very high accuracy. In case you identify a mistake, we would kindly encourage you to inform us. We kindly ask for understanding, that errors still may occur and that Fujitsu may change this document without notice

Abbreviations

SAS	Drives, RAID	Serial attached SCSI Device (HDD, SSD, LTO drives); SAS2.0 = 6Gbit/s; SAS3.0 = 12Gbit/s
SATA	Drives, RAID	Serial ATA (HDD, SSD) current SATA speed = 6Gbit/s
HDD	Drives	Hard disk drive (Non volatile storage device), 2.5" (SFF) or 3.5" (LFF)
SSD	Drives	Solid state disk (Non volatile storage device), 2.5" (SFF)
SFF	Drives	small form factor (=2.5")
LFF	Drives	large form factor (=3.5")
CPU	Processor	central processing unit ("processor")
RAID	Drives, RAID	RAID 0 = max speed, RAID 1 = mirroring, RAID 5 = 1 out of x drives is spare
Spaces	OS	Microsoft spaces, optimized in Win2012 R2 offers software RAID and storage tiering
vSAN	OS	
storage tiering	RAID	offers optimized storage allocation (fast area for "hot data"; slower area for "cold data")
hot data	Drives	Data which are currently being processed
cold data	Drives	Data which are currently not processed (only stored)
ODD	Drives	optical disk drive (i.e. DVD-player, DVD-burner, Blu ray player, blu ray burner)
OS	operating system	OS=operating system - required for running, organize and administrating the server
E-Part	"Einbau-Part"	"e.g. S26361-F1234- <u>E</u> 240" ordercode with "E" means it is either integrated into to Server (CPU, Mem, ..) or integrated in the shipping box /Keyboard, Mouse, ..)
L-Part	"Lose Lieferung-Part"	"e.g. S26361-F1234- <u>L</u> 240" ordercode with "L" means, the part will be shipped with extra package, may be as well with extra shipment

PRIMERGY TX2550 M5 offers 3 drive mounting areas:

upper drive area - optional

- for up to 3x 1.6" bays for optical disk drives or back-up drives
- or up to 4x 3.5" LFF HDD and 1x 9.5mm optical disk drive
- or up to 8x 2.5" SFF HDD/SSD/PCIe-SSD and 1x 1.6" bay for optical disk drive or back-up drive

combined bottom/mid drive area - optional

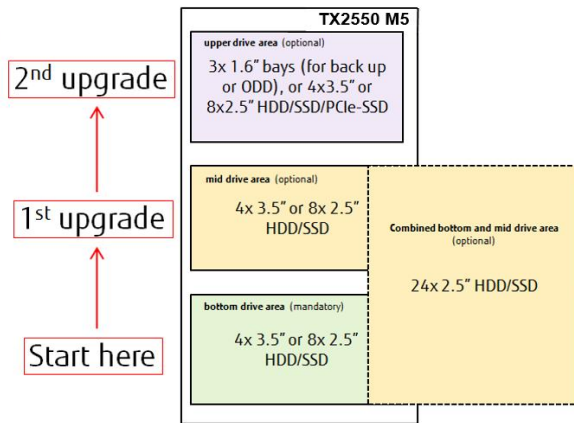
- for up to 24x 2.5" SFF HDD/SSD

mid drive area - optional

- for up to 4x 3.5" LFF HDD
- or up to 8x 2.5" SFF HDD/SSD

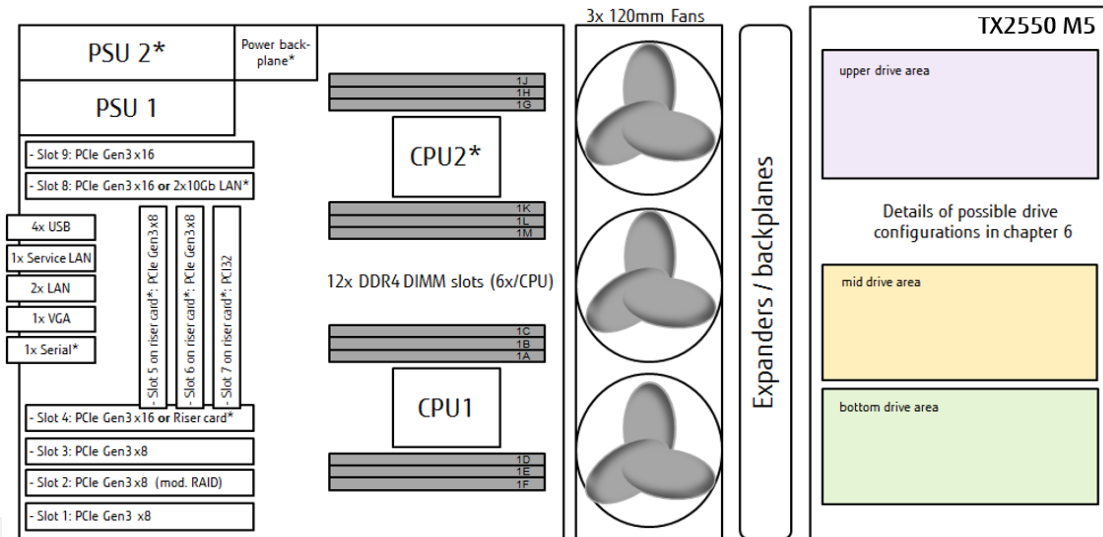
bottom drive area – mandatory

- for up to 4x 3.5" LFF HDD
- or up to 8x 2.5" SFF HDD/SSD



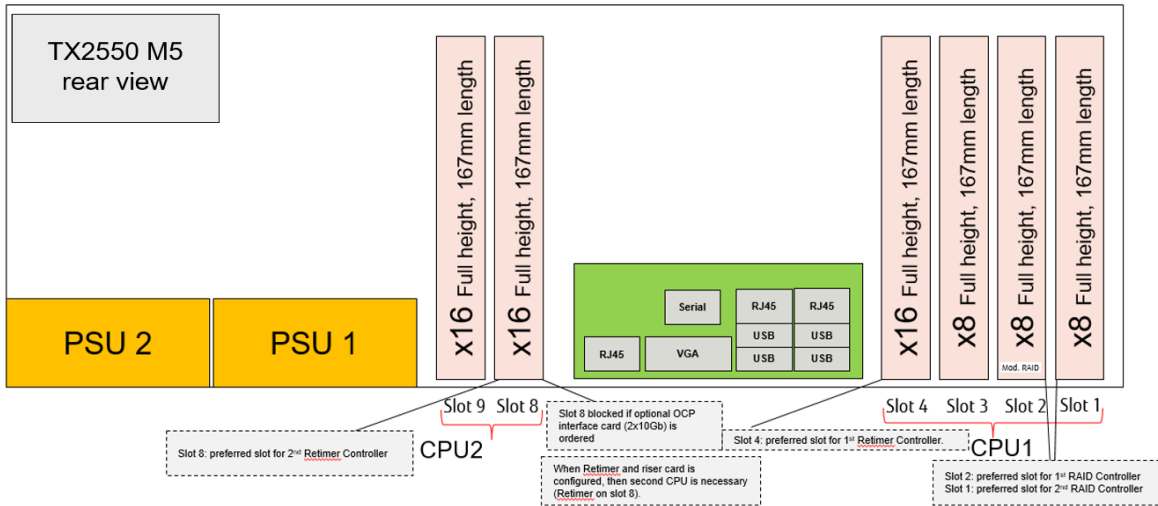
! All possible configurations in chapter 6: "HD_cage"

Schematic overview of the interior of PRIMERGY TX2550 M5

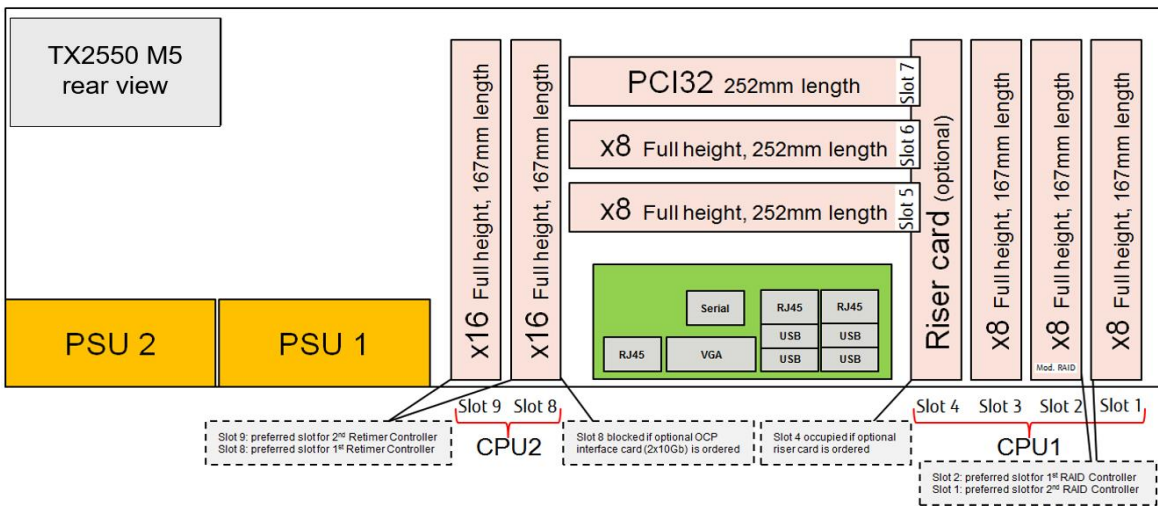


*Option.
 - Slots 1,2,3,4, 5, 6 and 7 available with CPU1.
 - Slots 8 and 9 available with CPU2.

Schematic overview of onboard PCIe slots on PRIMERGY TX2550 M5



Schematic overview of onboard PCIe slots and PCIe/PCI32 slots of optional riser card on PRIMERGY TX2550 M5



recommended components for TX2550 M5	#
Independant Mode installation	1x
PLAN EM Blind Panel OCP	1x
Region kit APAC/EMEA/India	1x
iRMC S4 advanced pack	1x
Modular PSU 450W platinum hot plug	2x

Chapter 1 - base unit

Start

Power supply units & cooling:

PRIMERGY TX2550 M5 offers bays for 2x (1x optional hot plug redundant) power supply units of 450W, 800W, 1.200W with up to 96% efficiency. Equipped with high performance, full height CPU heat pipes and 3x120mm high power fans (optional non-hot plug redundant or single hot plug red.) with optimized blades and fan control for silent and safe operation. Rack options ex factory or via retrofit upgrade with rack conversion kit.

Server Management:

iRMC S5 (integrated Remote Management Controller) on-board with dedicated Service LAN-port and integrated graphics controller. With onboard indicators and controls to easily highlight failed components via LEDs displayed during service even without mains connection by simply pressing the "indicate CSS" button. Optional ServerView Suite software incl. ServerView Installation Manager, Server View Remote Management and tools.

Platform:

Fujitsu Systemboard D3386-B made in Germany based on Chipset Intel® C624, up to two Xeon Cascade Lake-SP series CPUs, two Intel® UltraPath

Interconnect (Intel® UPI) point-to-point links and onboard RAID 0/1 6Gbit/s available for up to 8x SATA drives.

Slots: 6x PCIe slots are on board, with optional riser card up to 7x PCIe slots + 1x PCI32 slot are available:

> **4x PCIe slots onboard, full height, 167mm length, supported with first CPU:**

- Slot 1: PCIe-Gen3 x8 (occupied in configurations with 2x RAID controllers; notched for installation of a x16 card)
- Slot 2: PCIe-Gen3 x8 (occupied in configurations with 1x RAID controller; notched for installation of a x16 card)
- Slot 3: PCIe-Gen3 x8 (notched for installation of a x16 card)
- Slot 4: PCIe-Gen3 x16 (occupied in configurations with optional riser card or retimer)

> **Optional full height riser card on PCIe slot 4 offers 2x additional PCIe slots, full height, 252mm and 1x PCI32 slot, with first CPU:**

- Slot 5: PCIe-Gen3 x8
- Slot 6: PCIe-Gen3 x8
- Slot 7: PCI-32Bit

> **2x PCIe slots onboard full height, 167mm length, supported with second CPU:**

- Slot 8: PCIe-Gen3 x16 (occupied in configurations with 1x Retimer controller (when riser card (on slot 4) parallelly configured))
- Slot 9: PCIe-Gen3 x16

System RAM:

12x slots for DDR4-2933MHz RAM modules available (6x RAM modules per CPU). Memory speed depends on CPU and configuration.

LAN: 2x 1Gb LAN onboard; optional 2x 10Gb T or 2x 10Gb SFP+ interface card onboard with OCP carrier card (OCP carrier card blocks PCIe slot 8).

Interfaces at rear side

- 1x optional RS-232-C (serial port, 9 pin)
- 2x LAN RJ45 (additional 2x RJ45 optionally available)
- 1x service LAN RJ45 (1 Gbit)
- 1x VGA (15 pins)
- 4x USB 3.0

Interfaces at front side

- 2x USB 3.0 (no USB wakeup)

Interfaces internal

- 1x USB 2.0 for backup devices, 1x USB 3.0 (type A)
- 2x M.2 SATA/PCIe
- 1x connector for TPM, 1x microSD card slot

Choose one base unit

Tower base units, non-hp fans, 6x card slots	Tower base units, hp fans, up to 8 card slots	Rack base units, hp fans, up to 8 card slots
PY TX2550 M5 Tower, 4x3.5" ba S26361-K1683-V108 Tower server, expandable to 8x3.5"; Incl. D3386-B board, red. non-hp fans, 6x card slots, lockable front bezel.	PY TX2550 M5 Tower, 8x3.5" S26361-K1683-V112 Tower server, expandable to 12x3.5"; Incl. D3386-B board, hp/red. fans, up to 8x card slots, lockable front bezel.	PY TX2550 M5 Rack, 8x3.5" S26361-K1683-V312 Rack server, expandable to 12x3.5"; Incl. D3386-B board, hp/red. fans, up to 8x card slots, rack front bezel.
PY TX2550 M5 Tower, 8x2.5" ba S26361-K1683-V208 Tower server, not expandable; Incl. D3386-B board, red. non-hp fans, 6x card slots, lockable front bezel.	PY TX2550 M5 Tower, 8x2.5" S26361-K1683-V224 Tower server, expandable to 24x2.5"; Incl. D3386-B board, hp/red. fans, up to 8x card slots, lockable front	PY TX2550 M5 Rack, 8x2.5" S26361-K1683-V424 Rack server, expandable to 24x2.5"; Incl. D3386-B board, hp/red. fans, up to 8x card slots, rack front bezel.
PY TX2550 M5 Tower 4x3.5" basic and PY TX2550 M5 Tower 8x2.5" basic do not support ATD options!	PY TX2550 M5 Tower, 24x2.5" S26361-K1683-V232 Tower server, expandable to 32x2.5"; Incl. D3386-B board, hp/red. fans, up to 8x card slots, lockable front	PY TX2550 M5 Rack, 24x2.5" S26361-K1683-V432 Rack server, expandable to 32x2.5"; Incl. D3386-B board, hp/red. fans, up to 8x card slots, rack front bezel.
Base units for 16x2.5", without Expander*		
PY TX2550 M5 Tower, 16x2.5" S26361-K1683-V216 Tower server, not expandable; Incl. D3386-B board, hp/red. fans, up to 8x card slots, lockable front	PY TX2550 M5 Rack, 16x2.5" S26361-K1683-V416 Rack server, not expandable; Incl. D3386-B board, hp/red. fans, up to 8x card slots, rack front bezel.	

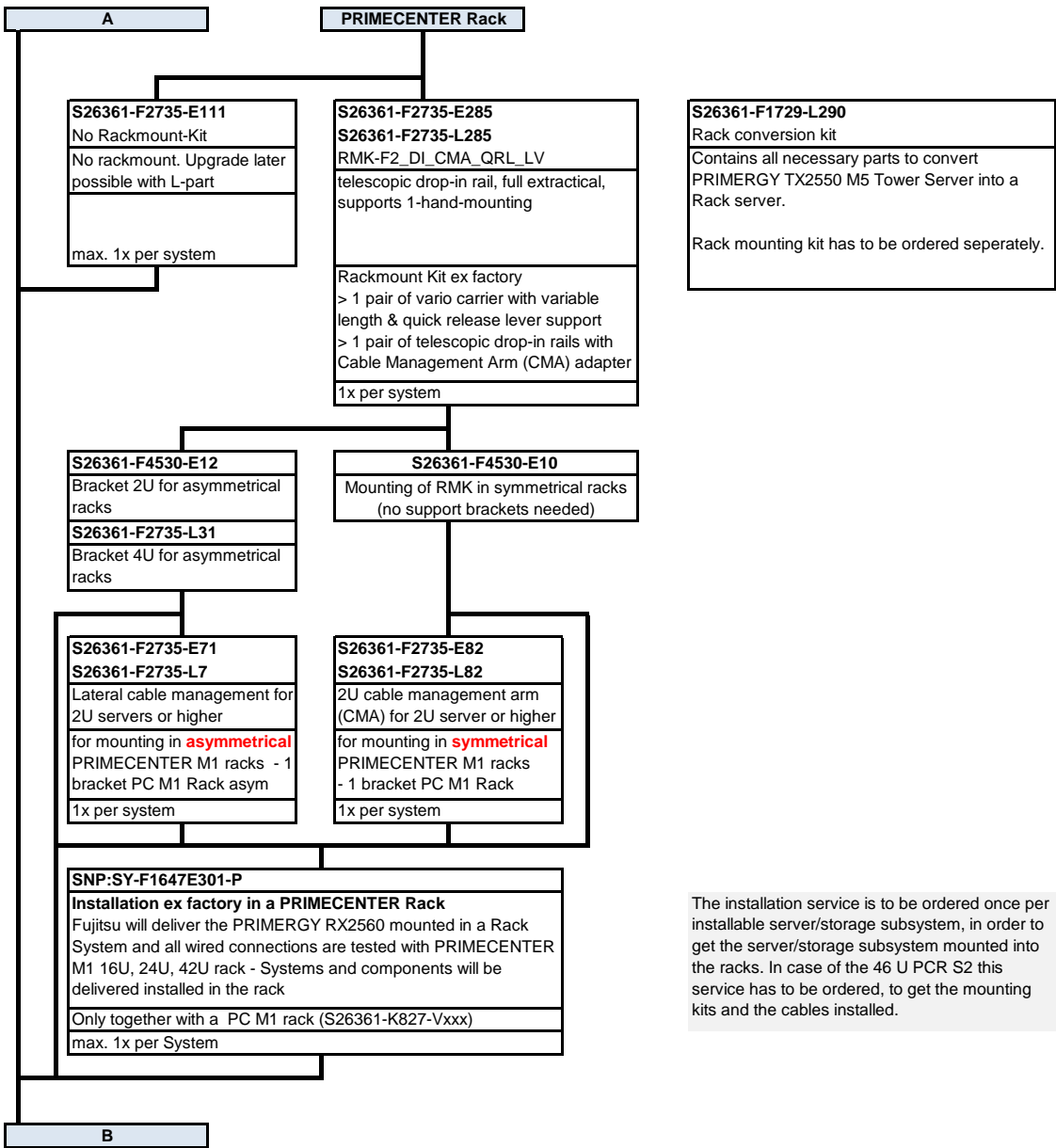
* Without SAS Expander for configurations with: 1x 16-channel PRAID controller EP540I, or

A

A

PRIMECENTER Rack

Chapter 2 - Rack architecture



The installation service is to be ordered once per installable server/storage subsystem, in order to get the server/storage subsystem mounted into the racks. In case of the 46 U PCR S2 this service has to be ordered, to get the mounting kits and the cables installed.

Chapter 3 - CPU

B

There are 2 processor sockets available. Please configure 1 or 2 Processors.
 >> All processors have to be the same type.
 >> With one processor LOM, iRMC and 6x DIMM slots are available
 >> With two processors all 12x DIMM slots are available.
 >> To configure 2nd CPU an additional cooler kit is required.
 >> Empty CPU slot have to be filled up with a CPU Dummy! * HT = Hyper Threading

Xeon Bronze 3200 - Basic (Shelf 1)			*not allowed to use Energy Star
64-bit Intel Xeon processor supporting DDR4 @ 2133MHz & UPI Bus @ 9.6 GT/s			
Xeon Bronze 3204 6C nHT 1.9 GHz 85W	S26361-F4082-E104	S26361-F4082-L104	
Xeon Bronze 3206R 8C nHT 1.9GHz 85W	S26361-F4082-E806	S26361-F4082-L806	
Xeon Silver 4200 - Standard (Shelf 2)			
64-bit Intel Xeon processor supporting HT*, DDR4 @ 2400 MHz & UPI Bus 9.6 GT/s			
Xeon Silver 4208 8C 2.1GHz 85W	S26361-F4082-E108	S26361-F4082-L108	
Xeon Silver 4210 10C 2.2GHz 85W	S26361-F4082-E110	S26361-F4082-L110	
Xeon Silver 4210R 10C 2.4GHz 100W	S26361-F4082-E811	S26361-F4082-L811	
Xeon Silver 4214 12C 2.2GHz 85W	S26361-F4082-E114	S26361-F4082-L114	
Xeon Silver 4214R 12C 2.4GHz 100W	S26361-F4082-E814	S26361-F4082-L814	
Xeon Silver 4216 16C 2.1GHz 100W	S26361-F4082-E116	S26361-F4082-L116	
Xeon Silver 4200 - Frequency Optimized (Shelf 2)			
64-bit Intel Xeon processor supporting HT*, DDR4 @ 2400 MHz & UPI Bus @ 9.6 GT/s			
Xeon Silver 4215 8C 2.5GHz 85W	S26361-F4082-E115	S26361-F4082-L115	
Xeon Silver 4215R 8C 3.2GHz 130W	S26361-F4082-E815	S26361-F4082-L815	
Xeon Gold 5200 - Advanced AEP enabled (Shelf 3)			
64-bit Intel Xeon processor supporting HT*, DDR4 @ 2666 MHz & UPI Bus @ 10.4 GT/s			
Xeon Gold 5215 10C 2.5GHz 85W	S26361-F4082-E215	S26361-F4082-L215	
Xeon Gold 5217 8C 3.0GHz 115W	S26361-F4082-E217	S26361-F4082-L217	
Xeon Gold 5218 16C 2.3GHz 125W	S26361-F4082-E218	S26361-F4082-L218	
Xeon Gold 5218B 16C 2.3GHz 125W	S26361-F4082-E219	S26361-F4082-L219	
Xeon Gold 5218R 20C 2.1GHz 125W	S26361-F4082-E818	S26361-F4082-L818	
Xeon Gold 5220 18C 2.2GHz 125W	S26361-F4082-E220	S26361-F4082-L220	
Xeon Gold 5220R 24C 2.2GHz 150W	S26361-F4082-E820	S26361-F4082-L820	
Xeon Gold 5200 - Advanced AEP enabled (Shelf 3)			
64-bit Intel Xeon processor supporting HT*, DDR4 @ 2933 MHz & UPI Bus @ 10.4 GT/s			
Xeon Gold 5222 4C 3.8GHz 105W	S26361-F4082-E222	S26361-F4082-L222	
Xeon Gold 5200 - Search Optimized (Shelf 3)			
64-bit Intel Xeon processor supporting HT*, DDR4 @ 2666 MHz & UPI Bus @ 10.4 GT/s			
Xeon Gold 5220S 18C 2.6GHz 125W	S26361-F4082-E221	S26361-F4082-L221	
Xeon Gold 6200 - Advanced AEP enabled (Shelf 4)			
64-bit Intel Xeon processor supporting HT*, DDR4 @ 2933 MHz & UPI Bus @ 10.4 GT/s			
Xeon Gold 6226 12C 2.8GHz 125W	S26361-F4082-E326	S26361-F4082-L326	
Xeon Gold 6226R 16C 2.9GHz 150W	S26361-F4082-E826	S26361-F4082-L826	
Xeon Gold 6230 20C 2.1GHz 125W	S26361-F4082-E330	S26361-F4082-L330	
Xeon Gold 6230R 26C 2.1GHz 150W	S26361-F4082-E830	S26361-F4082-L830	
Xeon Gold 6234 8C 3.4GHz 130W	S26361-F4082-E334	S26361-F4082-L334	
Xeon Gold 6238 22C 2.1GHz 140W	S26361-F4082-E338	S26361-F4082-L338	
Xeon Gold 6240 18C 2.6GHz 150W	S26361-F4082-E340	S26361-F4082-L340	
Xeon Gold 6242 16C 2.8GHz 150W	S26361-F4082-E342	S26361-F4082-L342	
Xeon Gold 6244 8C 3.6GHz 150W	S26361-F4082-E344	S26361-F4082-L344	
Xeon Gold 6248 20C 2.5GHz 150W	S26361-F4082-E348	S26361-F4082-L348	
Xeon Gold 6252 24C 2.1GHz 150W	S26361-F4082-E352	S26361-F4082-L352	
Xeon Gold 6200 - VM Density Optimized (Shelf 4)			
64-bit Intel Xeon processor supporting HT*, DDR4 @ 2933 MHz & UPI Bus @ 10.4 GT/s			
Xeon Gold 6222V 20C 1.8GHz 115W	S26361-F4082-E322	S26361-F4082-L322	
Xeon Gold 6262V 24C 1.9GHz 135W	S26361-F4082-E362	S26361-F4082-L362	

C1

C1

Xeon Silver 4200Y- Speed Select (Shelf 2)		
64-bit Intel Xeon processor supporting HT*, DDR4 @ 2400 MHz & UPI Bus @ 9.6 GT/s		
Xeon Silver 4214Y 8/10/12C 2.2GHz 105W	S26361-F4082-E614	S26361-F4082-L614
Xeon Gold 6200Y - Speed Select (Shelf 4)		
64-bit Intel Xeon processor supporting HT*, DDR4 @ 2933 MHz & UPI Bus @ 10.4 GT/s		
Xeon Gold 6240Y 8/14/18C 2.6GHz 150W	S26361-F4082-E640	S26361-F4082-L640
Xeon Gold 6200U - Single Socket (Shelf 4)		
64-bit Intel Xeon processor supporting HT*, DDR4 @ 2933 MHz & UPI Bus @ 10.4 GT/s		
Xeon Gold 6208U 16C 2.9GHz 150W	S26361-F4082-E808	
Xeon Gold 6209U 20C 2.1GHz 125W	S26361-F4082-E809	
Xeon Gold 6210U 20C 2.5GHz 150W	S26361-F4082-E810	
Xeon Gold 6212U 24C 2.4GHz 150W	S26361-F4082-E812	

Cooler Kit (see comment above; for upgrade please use according kit to the selected CPU)		
Cooling Kit 2nd CPU	S26361-F3849-E100	
Cooler Kit for 2nd CPU		S26361-F4051-L850

D

Chapter 4 - DDR4 System memory

D

Each CPU offers 6 Slots for DDR4 Memory Modules organised in 1 Banks and 6 Channels with 2 Memory Controllers (3 Channels each).
 If you need more than 6 Slots you have to configure the 2nd CPU.
 Depending on the amount of memory configured you can decide between 4 basic modes of operation (see explanation below).

There are different kinds of DDR4 Memory Modules available: RDIMM x4, RDIMM x8 and LRDIMM.
 Mix of these different kind of memories is not allowed.
 In addition DCPMM (Data Center Persistent Memory) is available and can be mixed with all kind of memory modules.

Supported memory capacities per CPU:
 384 GB DDR4 RDIMM/LRDIMM (6x 64GB 2Rx4)
 768 GB with 4x DDR4 64GB & 2x DCPMM 256GB **(Standard CPU with type Gold is required; exception is the Xeon Silver 4215 & 4215R SKU)**

Supported memory capacities per System:
 768 GB using RDIMM/LRDIMM
 1536 GB using RDIMM/LRDIMM with 64GB per module and 256GB DCPMM

The memory speed is independent from the configuration (1DPC or 2DPC) but restricted by the CPU SKU (max. 2.933 MT/s).
 DDR4 memory is operated at 1.2V

S26361-F3694-E10	Independent Memory Mode
Independent Channel Mode allows all channels to be populated in any order. All channels must run at the same interface frequency. But each channel may run at different DIMM timings (RAS latency, CAS latency, and so forth). The slowest memory module defines to bus speed.	
Configuration: minimum 1 memory module per CPU, maximum 6 memory modules per CPU	
S26361-F3694-E3	Mirror Channel Mode
BIOS preconfiguration for Mirror mode. Two or three identical memory modules are always equipped at one memory controller to use the mirrored channel mode. Half of the modules contain active data, the remaining modules contain mirrored data. See details below.	
Not supported with DCPMM modules!	
Configuration: minimum 4 memory modules required per CPU	

DDR4 rg 2933 xRx8			
8GB (1x8GB) 1Rx8 DDR4-2933 R ECC	S26361-F4083-E108	S26361-F4083-L108	
16GB (1x16GB) 2Rx8 DDR4-2933 R ECC	S26361-F4083-E116	S26361-F4083-L116	

DDR4 rg 2933 xRx4			
16GB (1x16GB) 1Rx4 DDR4-2933 R ECC	S26361-F4083-E316	S26361-F4083-L316	
32GB (1x32GB) 2Rx4 DDR4-2933 R ECC	S26361-F4083-E332	S26361-F4083-L332	
64GB (1x64GB) 2Rx4 DDR4-2933 R ECC	S26361-F4083-E364	S26361-F4083-L364	

DDR4 lr 2933			
64GB (1x64GB) 4Rx4 DDR4-2933 LR ECC	S26361-F4083-E464	S26361-F4083-L464	

DCPMM configuration section

i Only one type of DCPMM is allowed per system!
 Only one DCPMM package and one Memory package is allowed per CPU!
 Every CPU has to have the same DCPMM & Memory configuration!

DCPMM 128GB 2666 (Apache Pass)			
128GB (1x128GB) DCPMM-2666		S26361-F4083-L501	
256GB (2x128GB) DCPMM-2666	S26361-F4083-E521		

Available Memory Packages			
64GB (4x16GB) 1Rx4 DDR4-2933 R ECC	S26361-F4083-E318		
128GB (4x32GB) 2Rx4 DDR4-2933 R ECC	S26361-F4083-E334		
256GB (4x64GB) 4Rx4 DDR4-2933 LR ECC	S26361-F4083-E466		

DCPMM 256GB 2666 (Apache Pass)			
256GB (1x256GB) DCPMM-2666		S26361-F4083-L502	
512GB (2x256GB) DCPMM-2666	S26361-F4083-E522		

Available Memory Packages			
64GB (4x16GB) 1Rx4 DDR4-2933 R ECC	S26361-F4083-E318		
128GB (4x32GB) 2Rx4 DDR4-2933 R ECC	S26361-F4083-E334		
256GB (4x64GB) 4Rx4 DDR4-2933 LR ECC	S26361-F4083-E466		

E

Detailed information

Mode	Configuration	RDIMM		Use case, advantage
		x8	LRDIMM x4	
SDDC (chipkill) support	any	no	yes	supports detecting multi-bit errors
Independant channel mode	1, 2 or 3 Modules per Bank	yes	yes	offers max. flexibility, upgradeability, capacity
Mirrored channel mode *)	4 identical Modules / Bank	no	yes	offers maximum security
Performance mode	4 identical Modules / Bank	yes	yes	offers maximum performance and capacity

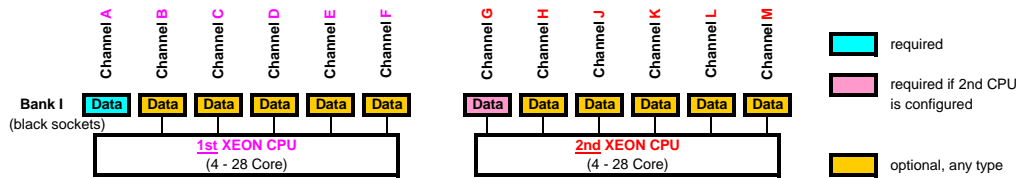
*) For the delivery ex factory the system will be prepared with dedicated BIOS setting.

Capacity	Configuration	RDIMM	LRDIMM	Notes
Min. Memory per CPU	1 Module / CPU	1x8GB	1x64GB	with one CPU
Max. Memory per CPU	6 Modules / CPU	6x64GB	6x64GB	with one CPU
Max. Memory per System	12 Modules / System	768GB	768GB	if second CPU is configured

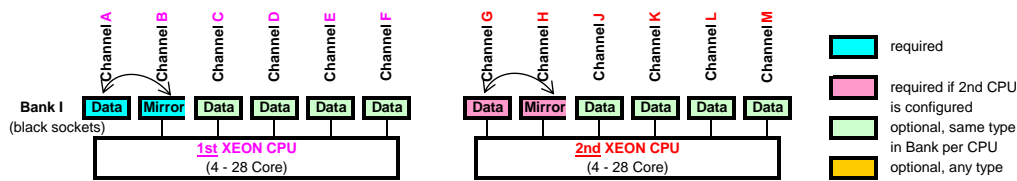
The memory sockets on the Systemboards are color coded

Bank I black sockets Bank II blue sockets

Independant channel mode

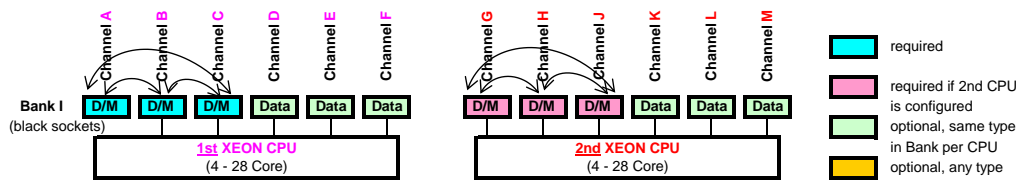


Mirror Channel Mode (2 DIMMS per CPU)



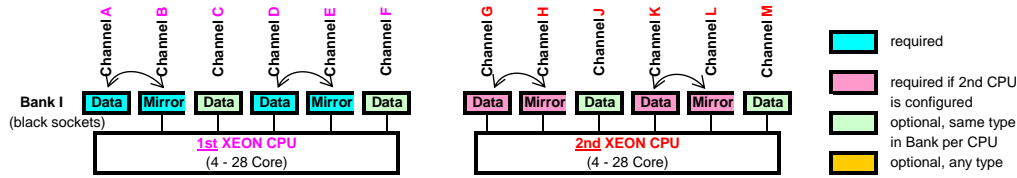
Mirrored Channel Mode (2 DIMMs per CPU) requires identical modules on channel A & B (1st CPU) or channel G & H (2nd CPU) 50% of the capacity is used for the mirror => the available memory for applications is only half of the installed memory. If this mode is used, a multiple of 2 identical modules has to be ordered.

Mirror Channel Mode (3 DIMMS per CPU)



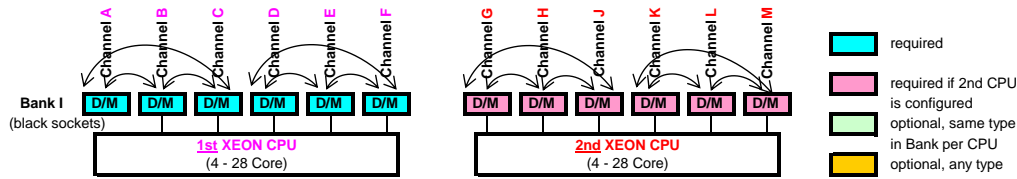
Mirrored Channel Mode (3 DIMMs per CPU) requires identical modules on channel A, B & C (1st CPU) or channel G, H & J (2nd CPU) 50% of the capacity is used for the mirror => the available memory for applications is only half of the installed memory. If this mode is used, a multiple of 3 identical modules has to be ordered.

Mirror Channel Mode (4 DIMMS per CPU)



Mirrored Channel Mode (4 DIMMs per CPU) requires identical modules on channel A, B, D & E (1st CPU) or channel G, H, K & L (2nd CPU) 50% of the capacity is used for the mirror => the available memory for applications is only half of the installed memory. If this mode is used, a multiple of 4 identical modules has to be ordered.

Mirror Channel Mode (6 DIMMS per CPU)



Mirrored Channel Mode requires identical modules on channel A, B, C, D, E, F (1st CPU) or channel G, H, J, K, L and M (2nd CPU) 50% of the capacity is used for the mirror => the available memory for applications is only half of the installed memory. If this mode is used, a multiple of 6 identical modules has to be ordered.

Released configurations with DCPMM modules per CPU

Modes	iMC0						iMC1						
	Channel 0		Channel 1		Channel 2		Channel 0		Channel 1		Channel 2		
	Bank II	Bank I	Bank II	Bank I	Bank II	Bank I	Bank II	Bank I	Bank II	Bank I	Bank II	Bank I	
AD + MM		16		16		128		16		16		128	1-1-1
AD		32		32		128		32		32		128	1-1-1
AD		64		64		128		64		64		128	1-1-1
AD + MM		16		16		256		16		16		256	1-1-1
AD + MM		32		32		256		32		32		256	1-1-1
AD		64		64		256		64		64		256	1-1-1

Chapter 5 - Graphics cards

E

S26361-F2748-E538
S26361-F2748-L538
 PGRA CP NVS 1GB VGA PCIe x16
 NVIDIA NVS315 1024 MB PCIe-x16
 Connectors: 1x LFH 59, cable kit for 2x DVI or 2x VGA cable kits included
 Dual head + professional 2-D + 3-D supported for Windows OS native driver support for Linux
 occupies slot 3 (or 8)
 max. 1x per system

„on special release only!“
 The high end optional NVIDIA NVS315 graphic card offers dual head operation and full 3D video support.
 The cables for either two times DVI-I or VGA connections are included.
Remote Video direction via iRMC must be disabled.
 This PCIe-x16 card can also be installed in a PCIe-x4, x8 or standard x16 slot.

S26361-F4066-E400
S26361-F4066-L400
 PGRA CP NVIDIA Quadro P400
 NVIDIA Quadro
 2GB PCIe 3.0 x16
 Connectors: 3x Mini-DP
 no cable kits included
 cable must be ordered seperately
 Triple head + professional 2-D + 3-D supported for Windows OS
 native driver support for Linux OS
 occupies slot 3 (or 8)
 full height bracket
 max. 1x per system

The high end optional NVIDIA Quadro P400 graphic card offers triple head operation and full 3D video support.
 The cables kit is not included. It is necessary to order cable kit.
Remote Video direction via iRMC must be disabled.

S26361-F4066-E11
S26361-F4066-L11
 MiniDP-DP ADAPTER
 max. 3x per card

S26361-F4066-E12
S26361-F4066-L12
 DP-VGA ADAPTER
 max. 3x per card

S26361-F4066-E13
S26361-F4066-L13
 DP-DVI ADAPTER
 max. 3x per card


Intel PAC A10 FPGA Card

Will be available beginning of September 2018

S26361-F4067-E1
S26361-F4067-L1
 Intel PAC Arria 10 GX FPGA
 Intel Programmable Acceleration Card with Arria 10 GX FPGA.
 power cables from PSU need to be ordered separately. 800W or higher PSU is recommended
 INTEL PAC W/A10 FPGA, PCIe-x16(Mechanical) FPGA card, 1x SFP+ w/ 4x 10GbE or 40GbE support
 max. 2x per system

F

Chapter 6 - HD drive cage



HD drive cage is a metal box providing bays for 3.5" HDDs or 2.5" HDDs/SSDs/PCIe-SSDs. Choose out of the following HD cage upgrade kits, depending on pre-selected TX2550 M5 base unit and the targeted configuration. Each upgrade kit contains all relevant parts such as metal cage, backplane, cables and mounting material.

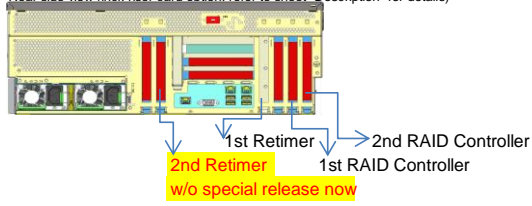
Upgrade kits for the upper drive area require the completion of the mid drive area (except for PCIeSSDs).

Up to 3x 1.6x5.25" bays are available in the upper drive area for an ODD and/or backup drive configurations; in the 12x3.5" configuration, a 9.5mm bay is available for a slim ODD. Refer to sections "ODD" and "backup" for details.

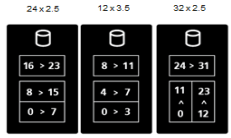
Upgrade kits are available either ex factory (E-codes) or for retrofit upgrade (L-codes).

Preferred slots for controller assignment

Rear side view (incl. riser card option: refer to sheet "Description" for details)



General drive numbering scheme



TX2550 M5 front views of expandable base units and corresponding HD drive cage options:

Base unit



PY TX2550 M5 Tower, 4x3.5"
S26361-K1683-V108

RAID configuration | HBA- or RAID-Controller or onboard RAID. Refer to section "RAID" for options.

ODD / Backup | 3x 1.6x5.25" bays are available for an optical and/or backup drives in the upper drive area.

HD cage upgrades



S26361-F4047-E11 | Upgrade kit for 4x3.5" HDD, mounted in the mid drive area
S26361-F4047-L11

RAID configuration | HBA- or RAID-Controller or onboard RAID. Refer to section "RAID" for options.

ODD / Backup | 3x 1.6x5.25" bays are available for an optical and/or backup drives in the upper drive area.

Base unit



PY TX2550 M5 Tower, 8x3.5"
S26361-K1683-V112



PY TX2550 M5 Rack, 8x3.5"
S26361-K1683-V312



24x SAS Expander included in Upgrade kit for 4x3.5" HDD

RAID configuration | HBA- or RAID-Controller or onboard RAID. Refer to section "RAID" for options.

ODD / Backup | 3x 1.6x5.25" bays are available for an optical and/or backup drives in the upper drive area.



HD cage upgrades



S26361-F4047-E12	Upgrade kit for 4x3.5" HDD, mounted in the upper drive area, incl. 24x SAS Expander
S26361-F4047-L12	
S26361-F3900-E125	
S26361-F3900-L125	Upgrade kit for 2x non-hp 2.5" HDD/SSD, mounted in the left side of the bottom/mid HD cages (drives not visible/accessible from the outside); requires UG-kit for 4x3.5" HDD

RAID configuration | 8-channel HBA- or RAID-Controller. Refer to section "RAID" for options.

ODD / Backup | 1x 9.5mm bay is available for a slim optical drive in the upper drive area.



Base unit



PY TX2550 M5 Tower, 8x2.5"
S26361-K1683-V224



PY TX2550 M5 Rack, 8x2.5"
S26361-K1683-V424



24x SAS Expander included in Upgrade kit for 8x2.5" HDD

RAID configuration | HBA- or RAID-Controller or onboard RAID. Refer to section "RAID" for options.

ODD / Backup | 3x 1.6x5.25" bays are available for an optical and/or backup drives in the upper drive area.



HD cage upgrades



S26361-F4047-E21	Upgrade kit for 8x2.5" HDD/SSD, mounted in the mid drive area, incl. 24x SAS Expander
S26361-F4047-L21	

RAID configuration | 8-channel HBA- or RAID-Controller. Refer to section "RAID" for options.

ODD / Backup | 3x 1.6x5.25" bays are available for an optical and/or backup drives in the upper drive area.



S26361-F4047-E22	Upgrade kit for 8x2.5" HDD/SSD, mounted in the upper drive area.
S26361-F4047-L22	This option requires S26361-F4047-E21 / S26361-F4047-L21.
S26361-F4047-E31	Upgrade kit for 4x2.5" PCIe-SSD, mounted in the upper drive area.
S26361-F4047-L31	This option requires 1x Retimer (or EP5xx-series PRAID controller on special release only!). Note! S26361-F4047-E21/L21 mandatory
S26361-F4047-E32	Upgrade kit for 8x2.5" PCIe-SSD, mounted in the upper drive area. This option requires 2x Retimer or EP540i-series PRAID controller. Retimer requires 2x CPU. -L32 requires S26361-F4047-E31 or -L31. Only special release.
S26361-F4047-L32	

RAID configuration | HBA- or RAID- or Retimer-Controllers. Refer to section "RAID" for options.

ODD / Backup | 1x 1.6x5.25" bay is available for an optical or backup drive in the upper drive area.



Base unit



PY TX2550 M5 Tower, 24x2.5"
S26361-K1683-V232

PY TX2550 M5 Rack, 24x2.5"
S26361-K1683-V432

Including 32x SAS Expander!

RAID configuration 8-channel HBA- or RAID-Controllers. Refer to section "RAID" for options.

ODD / Backup 3x 1.6x5.25" bays are available for an optical and/or backup drives in the upper drive area.



HD cage upgrades



S26361-F4047-E22	Upgrade kit for 8x2.5" HDD/SSD, mounted in the upper drive area.
S26361-F4047-L22	
S26361-F4047-E31	Upgrade kit for 4x2.5" PCIe-SSD, mounted in the upper drive area.
S26361-F4047-L31	This option requires 1x Retimer (or EP5xx-series PRAID controller on special release only!).
S26361-F4047-E32	Upgrade kit for 8x2.5" PCIe-SSD, mounted in the upper drive area. This option requires 2x Retimer or EP540i-series PRAID controllers. Retimer requires 2x CPU. -L32 requires S26361-F4047-E31 or -L31. Only special release.
S26361-F4047-L32	

RAID configuration 8-channel HBA- or RAID-Controllers, plus 1x or 2x Retimer-Controllers. Refer to section "RAID" for options.

ODD / Backup 1x 1.6x5.25" bay is available for an optical or backup drive in the upper drive area.



TX2550 M5 front views of Not expandable base units (no HD drive cage options available):

Base unit



PY TX2550 M5 Tower, 8x2.5"
S26361-K1683-V208

RAID configuration 8-channel HBA- or RAID-Controller or onboard RAID. Refer to section "RAID" for options.

ODD / Backup 3x 1.6x5.25" bays are available for an optical and/or backup drives in the upper drive area.

Base unit



PY TX2550 M5 Tower, 16x2.5"
S26361-K1683-V216


PY TX2550 M5 Rack, 16x2.5"
S26361-K1683-V416

RAID configuration 2x 8-channel HBA- or mirrored RAID-Controllers or 1x 16-channel PRAID controller EP540i. Refer to section "RAID" for options.

ODD / Backup 3x 1.6x5.25" bays are available for an optical and/or backup drives in the upper drive area.



You did not find your preferred drive cage configuration in this list of popular bundles?
Please contact our made4you team (mailto: customer.projects@ts.fujitsu.com) for customer specific solutions, or visit us: <https://partners.ts.fujitsu.com/com/order-supply/General%20information/made4you>



Chapter 7 - SAS / RAID Controller

F

for combination and max number of controllers please see folder base / chassis;
max number of some controllers can vary with base units with 6x card slots

onboard SATA controller with SW-RAID

onboard controller for SATA HDD or SSD drives					
8 ports, 6Gb/s SATA HDD/SSD	based on Intel chipsets	No Cache	SW-RAID 0, 1	1x	onboard, included

internal HBA and RAID controller, no 2nd Level cache operation of expander with PRAID CP400i / CP500i is not supported

internal drive RAID / HBA controllers for SAS, SATA HDD or SSD drives					
PRAID CP400i RAID Contr.	No Cache	RAID 0, 1, 1E, 10, 5, 50	2x	S26361-F3842-E1	S26361-F3842-L501
PSAS CP400i HBA SAS Contr.	No Cache	HBA + RAID 0, 1	2x	S26361-F3842-E2	S26361-F3842-L502
8 ports 3, 6 & 12Gb/s SAS/SATA HDD/ SSD, supports up to 8 devices without expander requires 1x LP PCIe 3.0 x8 (int.) slot, based on LSI SAS3008					
internal drive RAID / HBA controllers for SAS, SATA HDD or SSD drives					
PRAID CP500i RAID Contr.	No Cache	RAID 0, 1, 10, 5, 50	2x	S26361-F5791-E51	S26361-F5791-L551
8 ports 3, 6 & 12Gb/s SAS/SATA HDD/ SSD, supports up to 8 devices without expander requires 1x FH PCIe 3.0 x8 (int.) slot, based on LSI SAS3408					
PSAS CP503i HBA SAS Contr.	No Cache	HBA, no RAID	2x	S26361-F5792-E53	S26361-F5792-L553
8 ports 3, 6 & 12Gb/s SAS/SATA HDD/SSD, supports up to 8 devices without expander requires 1x FH PCIe 3.0 x8 (int.) slot, based on LSI SAS3408; IT FW stack without RAID functionality					

internal RAID / HBA controllers for SAS, SATA HDD or SSD drives					
PSAS CP 2100-8i FH	No Cache	HBA + RAID 0, 1, 10, 5	2x	S26361-F5888-E2	S26361-F5888-L502
8 ports 3, 6 & 12Gb/s SAS/SATA HDD/SSD, supports up to 8 drives without expander requires 1x FH PCIe 3.0 x8 (int.) slot					

PSAS CP503i for LTO / CP503i / CP500e and PSAS CP400i for LTO / CP400i cannot be mixed

PSAS CP 2100-8i and PSAS CP400i for LTO / PSAS CP503i for LTO / CP500e / EP540e cannot be mixed

internal RAID controller with 2nd Level cache 1GB, 2GB

internal drive RAID / SAS, SATA controllers with Cache and opt. TFM module + Flash Backup Unit and opt. Advanced SW Options					
PRAID EP400i RAID Contr.	1GB Cache	RAID 0,1,1E,10,5,50,6,60	2x	S26361-F5243-E11	S26361-F5243-L11
8 ports 3, 6 & 12Gb/s SAS/SATA HDD/ SSD, supports up to 8 devices without expander requires 1x LP PCIe 3.0 x8 (int.) slot, based on LSI SAS3108					
optional Licence Activation Key, a free of charge test licence is available at PRIMERGY-PM, FastPath is included in Controller FW					
RAID Advanced SW Option CacheCade @Broadcom: SSD-cache-based HDD acceleration			2x	S26361-F5243-E670	S26361-F5243-L670
optional Transportable Flash module (TFM) and Flash Backup Unit (FBU), both components required					
TFM module for 1GB Cache NV-RAM & FBU control logic			2x	S26361-F5243-E100	S26361-F5243-L100
FBU Option for PRAID EP4xx: Supercap securing the power supply of the RAID controller in case of power failure including cable with 55cm length			2x	S26361-F5243-E155	S26361-F5243-L115
PRAID EP420i RAID Contr.	2GB Cache	RAID 0,1,1E,10,5,50,6,60	2x	S26361-F5243-E12	S26361-F5243-L12
PRAID EP420i for SafeStore R. Cg	2GB Cache	RAID 0,1,1E,10,5,50,6,60	2x	S26361-F5243-E14*	S26361-F5243-L14*
8 ports 3, 6 & 12Gb/s SAS/SATA HDD/ SSD, supports up to 8 devices without expander requires 1x LP PCIe 3.0 x8 (int.) slot, based on LSI SAS3108					
optional Licence Activation Key, a free of charge test licence is available at PRIMERGY-PM, FastPath is included in Controller FW					
RAID Advanced SW Option CacheCade @Broadcom: SSD-cache-based HDD acceleration			2x	S26361-F5243-E670	S26361-F5243-L670
optional TFM module and Flash Backup Unit (FBU), both components required					
TFM module for 2GB Cache NV-RAM & FBU control logic			2x	S26361-F5243-E200	S26361-F5243-L200
FBU Option for PRAID EP4xx: Supercap securing the power supply of the RAID controller in case of power failure including cable with 55cm length			2x	S26361-F5243-E155	S26361-F5243-L115

internal NVMe, SAS, SATA RAID controller with 2nd Level cache 2GB, 4GB, 8GB

internal drive RAID / SAS controllers for E91 and SAS, SATA HDD or SSD drives					
PRAID EP520i RAID Contr. FH	2GB Cache	RAID 0,1,1E,10,5,50,6,60	2x	S26361-F4042-E2	S26361-F4042-L502
8 ports 3, 6 & 12Gb/s SAS/SATA HDD/ SSD, supports up to 8 devices without expander or (NVMe support for EP520i on special release for this controller in this system) includes Fastpath and SafeStore Advanced SW-Licence requires 1x LP PCIe 3.0 x8 (int.) slot, based on LSI SAS3516					
PRAID EP540i RAID Contr. FH	4GB Cache	RAID 0,1,1E,10,5,50,6,60	2x	S26361-F4042-E4	S26361-F4042-L504
PRAID EP580i RAID Contr. FH	8GB Cache	RAID 0,1,1E,10,5,50,6,60	2x	S26361-F4042-E8	S26361-F4042-L508
16 ports 3, 6 & 12Gb/s SAS/SATA HDD/ SSD, based on LSI SAS3516, supports up to 16 devices without expander or 16 ports 8Gb/s NVMe PCIe, supports up to 4 x4 NVMe devices without expander (on special release only!) includes Fastpath and SafeStore Advanced SW-Licence requires 1x LP PCIe 3.0 x8 (int.) slot, based on LSI SAS3516					
optional Flash Backup Unit (FBU), Transportable Flash module (TFM) is already included					
FBU Option for PRAID EP5xx: Supercap securing the power supply of the RAID controller in case of power failure including cable with 55cm length			2x	S26361-F4042-E155	S26361-F4042-L110

maximum number of internal RAID + HBA (See also pictures on folder base / HDD cage):

standard config: max. 1
for -V216 / V416 only: max. 2 (mirrored mode) except PRAID CP500i

FBU cannot be combined with Advanced Thermal design.
up to 2x FBU can be integrated per System

Expander configurations: Use PRAID EPxxxi for optimal performance, PRAID CP400i / CP500i is not released for expander configurations
-V108 and -V208 support only

Advanced SW options:
simultaneous operation of SafeStore or CacheCade + FastPath or is supported,
simultaneous operation of Safestore + CacheCade is not supported
* It is strongly recommended to order SafeStore (SED) RAID controller with SED HDD or SSD devices for SafeStore (SED) functionality

G

external SAS controller

HBA controller for ext. drives SAS, SATA HDD or SSD drives					
PSAS CP500e HBA SAS Contr. F	No Cache	HBA, no RAID	2x	S26361-F5793-E51	S26361-F5793-L551
8 ports 3, 6 & 12Gb/s SAS/SATA HDD/ SSD, 2x SFF8644 (external Mini-SAS HD) requires 1x FH PCIe 3.0 x8 (int.) slot, based on LSI SAS3408					

external SAS, RAID controller with 2nd Level cache 4GB

RAID / SAS, SATA controllers for external drives with Cache and opt. Flash Backup Unit					
PRAID EP540e RAID Contr.	4GB Cache	RAID 0,1,1E,10,5,50,6,60	2x	S26361-F4063-E4	S26361-F4063-L504
8 ports 3, 6 & 12Gb/s SAS/SATA HDD/ SSD, 2x SFF8644 (external Mini-SAS HD) includes Fastpath and SafeStore Advanced SW-Licence requires 1x FH PCIe 3.0 x8 (int.) slot, based on LSI SAS3516					
optional Flash Backup Unit (FBU), Transportable Flash module (TFM) is already included					
FBU Option for PRAID EP5xx: Supercap securing the power supply of the RAID controller in case of power failure including cable with 55cm length			2x	S26361-F4042-E155	S26361-F4042-L110

internal controllers for PCIe SSD SFF (2,5" NVMe PCIe) drives, no HW-RAID

retimer controller for internal 2,5" NVMe SSD PCIe SSD SFF (2,5" NVMe PCIe)					
PPCI CP x16 retimer	No Cache	No HW-RAID	1x	S26361-F4048-E1	tbd
No HW RAID, No Cache, simple route-through incl. Signal enhancement; device management by INTEL VMD divides PCIe3.0 x16 lanes into 4x x4 lanes , supports up to 4x 2.5" PCIe-SSD SFF requires 1x LP PCIe 3.0 x16 (int.) slot					

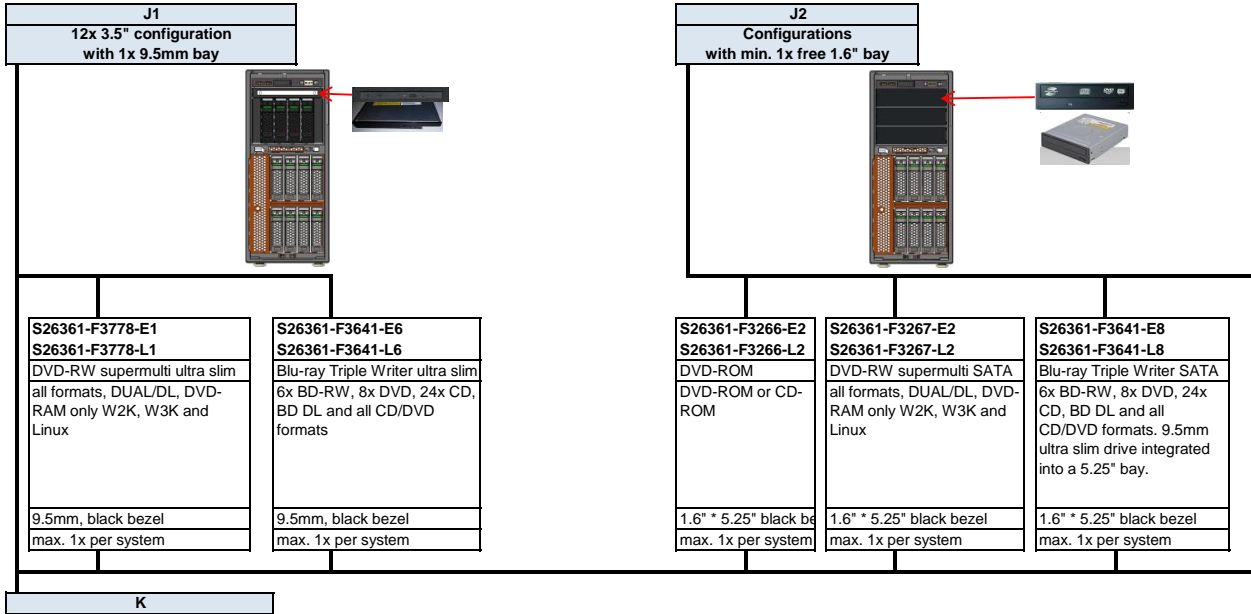
This PCIe card comes in a full height profile PCIe form factor. The E-order code contains the fitting cable (length) per each system. The L-order code contains all cables for the related system. The switch must be installed in PCIe Slot 4. Otherwise the datarate should be

For Expander configurations PRAID EPxxxi are optimal for performance, PRAID CP400i / CP500i is not released for expander configurations, max. 8 drives supported

H

Chapter 8 - ODD optical disk drives

PRIMERGY TX2550 M5 offers up to 3x 1.6" bays (located in the upper side of Tower- / right side of Rack-server) for various ODD's and/or backup drives. Depending on the HDD drive cage configuration there may be some or all of 1.6" bays already occupied; please find the number of available bays in the chapter 6, "HD-cage", incl. further configuration details.



Chapter 9 - backup drives

With most configurations the TX2550 M5 offers 3 x 1.6" bay in the accessible drives area located at the top of the Tower Server (or at the right side of the Rack) for various ODD and or backup drives.
Depending on the HDD drive configuration there may be some or all of these 1.6" bays already occupied - please find the number of available bays and the size listed as point 3) at each of the drive bundles. All bundles with limitations are highlighted with 2 exclamation marks in the front (e.g. "!! 1x 9.5mm ...")

K
Config. with min. 1x free 1.6" bay

SAS HBA card for Internal LTO drives				
8 ports 3, 6 & 12Gb/s SAS HBA Controller				
PSAS CP400i SAS Contr.	based on LSI SAS3008 / for LTO drives.	1x	S26361-F3842-E20	S26361-F3842-L502
PSAS CP503i SAS Contr.	based on LSI SAS3408 / for LTO drives.	1x	S26361-F5792-E51	S26361-F5792-L553

LTO drives (Need to select one of LTO drives together with SAS HBA)				
LTO drives are not including tape drives. Cleaning Cartridge and Cables are included				
LTO 7 tape drive (w/o tape)	6.0TB, 300MB/s, SAS 2.0, 5.25 inch/HalfHeight	1x	S26361-F5606-E1	S26361-F5606-L1
LTO 8 tape drive (w/o tape)	12.0TB, 300MB/s, SAS 2.0, 5.25 inch/HalfHeight	1x	S26361-F5789-E1	S26361-F5789-L1

RDX drives				
RDX drive is not including Cartridge.				
RDX Drive cage (w/o cartriges)	USB 3.0, 5.25 inch / Half Height	1x	S26361-F3750-E4	S26361-F3750-L4

RDX				
RDX Cartridge				
RDX Cartridge 500GB		-	-	S26361-F3857-L500
RDX Cartridge 1TB		-	-	S26361-F3857-L600
RDX Cartridge 2TB		-	-	S26361-F3857-L700
RDX Cartridge 4TB		-	-	S26361-F3857-L900



L

Chapter 10 - storage drives

SAS drives and SATA drives can be mixed, but cannot be used in one logical RAID volume.
 SAS drives require a dedicated SAS / RAID Controller
 Hard Disk Sector Format Information:
 512n HDD: 512 byte sectors on the drive media.
 512e (e-emulation) HDD: 4K physical sectors on the drive media with 512 byte logical configuration.
 512e HDD Disk Drives: VMware 6.0 or earlier is not supported.
 When using SSDs with VMware ESXi, select the SSDs that meet the endurance requirement described in KB2145210 below.
<https://kb.vmware.com/kb/2145210>
 DWPD: Drive Writes Per Day over 5 years.
 SED (=Self Encrypting Drives) require either a RAID controller with *SafeStore (SED) support or an HBA and in addition a software instance, supporting SED Key Management.
 It is strongly recommended to order SafeStore (SED) RAID controller with SED HDD or SSD devices for SafeStore (SED) functionality.

HDD Classes:
 Business-Critical (BC) -SATA=Nearline SATA Enterprise Drives / 7.2Krpm, SATA 6G.
 Business-Critical (BC) -SAS=Nearline SAS Enterprise Drives / 7.2Krpm, SAS 12G .
 Mission-Critical (MC)=SAS 10K and SAS 15K Enterprise Drives with max. performance and reliability.

Warranty:
 SSD and SATA DOM have a built-in Wear-Out indicator. In this case the warranty for such a component, as an exception to the system warranty, is restricted to the time period until the indicator reaches the exhaust level.

L

2.5" (SFF) SAS and SATA SSD

SSD SAS 2.5" Write Intensive (SFF) Enterprise with hot plug/hot replace tray							
based on Seagate Nytro3732 drives							
Capacity	Formfactor	Interface	Endurance	DWPD		order code E-part	order code L-part
400GB	2.5" (SFF)	SAS 12Gb/s	Write Intensive	10		S26361-F5865-E400	S26361-F5865-L400
800GB	2.5" (SFF)	SAS 12Gb/s	Write Intensive	10		S26361-F5865-E800	S26361-F5865-L800
1.6TB	2.5" (SFF)	SAS 12Gb/s	Write Intensive	10		S26361-F5865-E160	S26361-F5865-L160
400GB	2.5" (SFF)	SAS 12Gb/s	Write Intensive	10	SED	S26361-F5866-E400	S26361-F5866-L400
800GB	2.5" (SFF)	SAS 12Gb/s	Write Intensive	10	SED	S26361-F5866-E800	S26361-F5866-L800
1.6TB	2.5" (SFF)	SAS 12Gb/s	Write Intensive	10	SED	S26361-F5866-E160	S26361-F5866-L160

max. 8x, 16x, 24x or 32x - depending on base unit & configuration

as long as stock available

SSD SAS 2.5" Write Intensive (SFF) Enterprise with hot plug/hot replace tray							
based on Toshiba PM5-M drives							
Capacity	Formfactor	Interface	Endurance	DWPD		order code E-part	order code L-part
400GB	2.5" (SFF)	SAS 12Gb/s	Write Intensive	10		S26361-F5710-E400	S26361-F5710-L400
800GB	2.5" (SFF)	SAS 12Gb/s	Write Intensive	10		S26361-F5710-E800	S26361-F5710-L800
1.6TB	2.5" (SFF)	SAS 12Gb/s	Write Intensive	10		S26361-F5710-E160	S26361-F5710-L160
400GB	2.5" (SFF)	SAS 12Gb/s	Write Intensive	10	SED	S26361-F5711-E400	S26361-F5711-L400
800GB	2.5" (SFF)	SAS 12Gb/s	Write Intensive	10	SED	S26361-F5711-E800	S26361-F5711-L800
1.6TB	2.5" (SFF)	SAS 12Gb/s	Write Intensive	10	SED	S26361-F5711-E160	S26361-F5711-L160

max. 8x, 16x, 24x or 32x - depending on base unit & configuration

SSD SAS 2.5" Mixed Use (SFF) Enterprise with hot plug/hot replace tray							
based on Seagate Nytro3532 drives							
Capacity	Formfactor	Interface	Endurance	DWPD		order code E-part	order code L-part
800GB	2.5" (SFF)	SAS 12Gb/s	Mixed Use	3		S26361-F5868-E800	S26361-F5868-L800
1.6TB	2.5" (SFF)	SAS 12Gb/s	Mixed Use	3		S26361-F5868-E160	S26361-F5868-L160
3.2TB	2.5" (SFF)	SAS 12Gb/s	Mixed Use	3		S26361-F5868-E320	S26361-F5868-L320
6.4TB	2.5" (SFF)	SAS 12Gb/s	Mixed Use	3		S26361-F5868-E640	S26361-F5868-L640

max. 8x, 16x, 24x or 32x - depending on base unit & configuration

as long as stock available

SSD SAS 2.5" Mixed Use (SFF) Enterprise with hot plug/hot replace tray							
based on Western Digital DC SS200 / SS530 drives							
Capacity	Formfactor	Interface	Endurance	DWPD		order code E-part	order code L-part
400GB	2.5" (SFF)	SAS 12Gb/s	Mixed Use	3		S26361-F5809-E400	S26361-F5809-L400
800GB	2.5" (SFF)	SAS 12Gb/s	Mixed Use	3		S26361-F5809-E800	S26361-F5809-L800
1.6TB	2.5" (SFF)	SAS 12Gb/s	Mixed Use	3		S26361-F5809-E160	S26361-F5809-L160
3.2TB	2.5" (SFF)	SAS 12Gb/s	Mixed Use	2,3		S26361-F5809-E320	S26361-F5809-L320
max. 8x, 16x, 24x or 32x - depending on base unit & configuration							

SSD SAS 2.5" Mixed Use (SFF) Enterprise with hot plug/hot replace tray							
based on Western Digital DC SS530 drives							
Capacity	Formfactor	Interface	Endurance	DWPD		order code E-part	order code L-part
400GB	2.5" (SFF)	SAS 12Gb/s	Mixed Use	3		S26361-F5713-E400	S26361-F5713-L400
800GB	2.5" (SFF)	SAS 12Gb/s	Mixed Use	3		S26361-F5713-E800	S26361-F5713-L800
1.6TB	2.5" (SFF)	SAS 12Gb/s	Mixed Use	3		S26361-F5713-E160	S26361-F5713-L160
3.2TB	2.5" (SFF)	SAS 12Gb/s	Mixed Use	3		S26361-F5713-E320	S26361-F5713-L320
6.4TB	2.5" (SFF)	SAS 12Gb/s	Mixed Use	3		S26361-F5713-E640	S26361-F5713-L640
max. 8x, 16x, 24x or 32x - depending on base unit & configuration							

SSD SAS 2.5" Read Intensive (SFF) Enterprise with hot plug/hot replace tray							
based on Seagate Nytro3332 drives							
Capacity	Formfactor	Interface	Endurance	DWPD		order code E-part	order code L-part
960GB	2.5" (SFF)	SAS 12Gb/s	Read Intensive	1		S26361-F5870-E960	S26361-F5870-L960
1.92TB	2.5" (SFF)	SAS 12Gb/s	Read Intensive	1		S26361-F5870-E192	S26361-F5870-L192
3.84TB	2.5" (SFF)	SAS 12Gb/s	Read Intensive	1		S26361-F5870-E384	S26361-F5870-L384
7.68TB	2.5" (SFF)	SAS 12Gb/s	Read Intensive	1		S26361-F5870-E768	S26361-F5870-L768
15.36TB	2.5" (SFF)	SAS 12Gb/s	Read Intensive	1		S26361-F5870-E153	S26361-F5870-L153
max. 8x, 16x, 24x or 32x - depending on base unit & configuration							

as long as stock available

SSD SAS 2.5" Read Intensive (SFF) Enterprise with hot plug/hot replace tray							
based on Western Digital DC SS200 / SS530 drives							
Capacity	Formfactor	Interface	Endurance	DWPD		order code E-part	order code L-part
480GB	2.5" (SFF)	SAS 12Gb/s	Read Intensive	1		S26361-F5811-E480	S26361-F5811-L480
960GB	2.5" (SFF)	SAS 12Gb/s	Read Intensive	1		S26361-F5811-E960	S26361-F5811-L960
1.92TB	2.5" (SFF)	SAS 12Gb/s	Read Intensive	1		S26361-F5811-E192	S26361-F5811-L192
3.84TB	2.5" (SFF)	SAS 12Gb/s	Read Intensive	1		S26361-F5811-E384	S26361-F5811-L384
7.68TB	2.5" (SFF)	SAS 12Gb/s	Read Intensive	0,9		S26361-F5811-E768	S26361-F5811-L768
max. 8x, 16x, 24x or 32x - depending on base unit & configuration							

SSD SAS 2.5" Read Intensive (SFF) Enterprise with hot plug/hot replace tray							
based on Western Digital DC SS530 drives							
Capacity	Formfactor	Interface	Endurance	DWPD		order code E-part	order code L-part
480GB	2.5" (SFF)	SAS 12Gb/s	Read Intensive	1		S26361-F5715-E480	S26361-F5715-L480
960GB	2.5" (SFF)	SAS 12Gb/s	Read Intensive	1		S26361-F5715-E960	S26361-F5715-L960
1.92TB	2.5" (SFF)	SAS 12Gb/s	Read Intensive	1		S26361-F5715-E192	S26361-F5715-L192
3.84TB	2.5" (SFF)	SAS 12Gb/s	Read Intensive	1		S26361-F5715-E384	S26361-F5715-L384
7.68TB	2.5" (SFF)	SAS 12Gb/s	Read Intensive	1		S26361-F5715-E768	S26361-F5715-L768
15.36TB	2.5" (SFF)	SAS 12Gb/s	Read Intensive	1		S26361-F5715-E153	S26361-F5715-L153
max. ?x - depending on base unit & configuration							

SSD SATA 2.5" Mixed Use (SFF) Enterprise with hot plug/hot replace tray							
based on Micron 5300 MAX drives							
Capacity	Formfactor	Interface	Endurance	DWPD		order code E-part	order code L-part
240GB	2.5" (SFF)	SATA 6Gb/s	Mixed Use	5,0		S26361-F5776-E240	S26361-F5776-L240
480GB	2.5" (SFF)	SATA 6Gb/s	Mixed Use	5,0		S26361-F5776-E480	S26361-F5776-L480
960GB	2.5" (SFF)	SATA 6Gb/s	Mixed Use	5,0		S26361-F5776-E960	S26361-F5776-L960
1.92TB	2.5" (SFF)	SATA 6Gb/s	Mixed Use	5,0		S26361-F5776-E192	S26361-F5776-L192
3.84TB	2.5" (SFF)	SATA 6Gb/s	Mixed Use	3,5		S26361-F5776-E384	S26361-F5776-L384
max. 8x, 16x, 24x or 32x - depending on base unit & configuration							

SSD SATA 2.5" Mixed Use (SFF) Enterprise with hot plug/hot replace tray							
based on Samsung PM897 drives							
Capacity	Formfactor	Interface	Endurance	DWPD		order code E-part	order code L-part
480GB	2.5" (SFF)	SATA 6Gb/s	Mixed Use	3		S26361-F5938-E480	S26361-F5938-L480
960GB	2.5" (SFF)	SATA 6Gb/s	Mixed Use	3		S26361-F5938-E960	S26361-F5938-L960
1.92TB	2.5" (SFF)	SATA 6Gb/s	Mixed Use	3		S26361-F5938-E192	S26361-F5938-L192
3.84TB	2.5" (SFF)	SATA 6Gb/s	Mixed Use	3		S26361-F5938-E384	S26361-F5938-L384
max. 8x, 16x, 24x or 32x - depending on base unit & configuration							

SSD SATA 2.5" Mixed Use (SFF) Enterprise with hot plug/hot replace tray [EOL]							
based on Samsung SM883 or SM863a drives * 3.84TB is SM883 only							
Capacity	Formfactor	Interface	Endurance	DWPD		order code E-part	order code L-part
240GB	2.5" (SFF)	SATA 6Gb/s	Mixed Use	3,6		S26361-F5733-E240	S26361-F5733-L240
480GB	2.5" (SFF)	SATA 6Gb/s	Mixed Use	3,6		S26361-F5733-E480	S26361-F5733-L480
960GB	2.5" (SFF)	SATA 6Gb/s	Mixed Use	3,6		S26361-F5733-E960	S26361-F5733-L960
1.92TB	2.5" (SFF)	SATA 6Gb/s	Mixed Use	3,6		S26361-F5733-E192	S26361-F5733-L192
3.84TB	2.5" (SFF)	SATA 6Gb/s	Mixed Use	3,6		S26361-F5588-E384	S26361-F5588-L384
max. 8x, 16x, 24x or 32x - depending on base unit & configuration							

SSD SATA 2.5" Read Intensive (SFF) Enterprise with hot plug/hot replace tray							
based on Micron 5300 PRO drives							
Capacity	Formfactor	Interface	Endurance	DWPD		order code E-part	order code L-part
240GB	2.5" (SFF)	SATA 6Gb/s	Read Intensive	1,5		S26361-F5783-E240	S26361-F5783-L240
480GB	2.5" (SFF)	SATA 6Gb/s	Read Intensive	1,5		S26361-F5783-E480	S26361-F5783-L480
960GB	2.5" (SFF)	SATA 6Gb/s	Read Intensive	1,5		S26361-F5783-E960	S26361-F5783-L960
1.92TB	2.5" (SFF)	SATA 6Gb/s	Read Intensive	1,5		S26361-F5783-E192	S26361-F5783-L192
3.84TB	2.5" (SFF)	SATA 6Gb/s	Read Intensive	1,2		S26361-F5783-E384	S26361-F5783-L384
7.68TB	2.5" (SFF)	SATA 6Gb/s	Read Intensive	0,6		S26361-F5783-E768	S26361-F5783-L768
max. 8x, 16x, 24x or 32x - depending on base unit & configuration							

SSD SATA 2.5" Read Intensive (SFF) Enterprise with hot plug/hot replace tray							
based on Samsung PM893 drives							
Capacity	Formfactor	Interface	Endurance	DWPD		order code E-part	order code L-part
240GB	2.5" (SFF)	SATA 6Gb/s	Read Intensive	1,0		S26361-F5946-E240	S26361-F5946-L240
480GB	2.5" (SFF)	SATA 6Gb/s	Read Intensive	1,0		S26361-F5946-E480	S26361-F5946-L480
960GB	2.5" (SFF)	SATA 6Gb/s	Read Intensive	1,0		S26361-F5946-E960	S26361-F5946-L960
1.92TB	2.5" (SFF)	SATA 6Gb/s	Read Intensive	1,0		S26361-F5946-E192	S26361-F5946-L192
3.84TB	2.5" (SFF)	SATA 6Gb/s	Read Intensive	1,0		S26361-F5946-E384	S26361-F5946-L384
7.68TB	2.5" (SFF)	SATA 6Gb/s	Read Intensive	1,0		S26361-F5946-E768	S26361-F5946-L768
max. 8x, 16x, 24x or 32x - depending on base unit & configuration							

EMEIA only

SSD SATA 2.5" Read Intensive (SFF) Enterprise with hot plug/hot replace tray [EOL]							
based on Samsung PM883 drives							
Capacity	Formfactor	Interface	Endurance	DWPD		order code E-part	order code L-part
240GB	2.5" (SFF)	SATA 6Gb/s	Read Intensive	0,7		S26361-F5802-E240	S26361-F5802-L240
480GB	2.5" (SFF)	SATA 6Gb/s	Read Intensive	0,7		S26361-F5802-E480	S26361-F5802-L480
960GB	2.5" (SFF)	SATA 6Gb/s	Read Intensive	0,7		S26361-F5802-E960	S26361-F5802-L960
1.92TB	2.5" (SFF)	SATA 6Gb/s	Read Intensive	0,7		S26361-F5802-E192	S26361-F5802-L192
3.84TB	2.5" (SFF)	SATA 6Gb/s	Read Intensive	0,7		S26361-F5802-E384	S26361-F5802-L384
7.68TB	2.5" (SFF)	SATA 6Gb/s	Read Intensive	0,7		S26361-F5802-E768	S26361-F5802-L768
max. 8x, 16x, 24x or 32x - depending on base unit & configuration							

SSD SATA 2.5" Read Intensive (SFF) Enterprise with hot plug/hot replace tray [EOL]							
based on Micron 5100 PRO or 5200 ECO * 240GB is 5100, others are 5200							
Capacity	Formfactor	Interface	Endurance	DWPD		order code E-part	order code L-part
240GB	2.5" (SFF)	SATA 6Gb/s	Read Intensive	1,4		S26361-F5701-E240	S26361-F5701-L240
480GB	2.5" (SFF)	SATA 6Gb/s	Read Intensive	0,9		S26361-F5701-E480	S26361-F5701-L480
960GB	2.5" (SFF)	SATA 6Gb/s	Read Intensive	0,9		S26361-F5701-E960	S26361-F5701-L960
1.92TB	2.5" (SFF)	SATA 6Gb/s	Read Intensive	0,9		S26361-F5701-E192	S26361-F5701-L192
3.84TB	2.5" (SFF)	SATA 6Gb/s	Read Intensive	1,0		S26361-F5701-E384	S26361-F5701-L384
7.68TB	2.5" (SFF)	SATA 6Gb/s	Read Intensive	0,5		S26361-F5701-E768	S26361-F5701-L768
max. 8x, 16x, 24x or 32x - depending on base unit & configuration							

M1

M1

2.5" (SFF) Hard drives

HDD SAS 2.5" 15K (SFF) Enterprise Mission Critical with hot plug/hot replace tray						
Capacity	RPM	Interface	Sector		order code E-part	order code L-part
300GB	15 000	SAS 12Gb/s	512n		S26361-F5727-E530	S26361-F5727-L530
600GB	15 000	SAS 12Gb/s	512n		S26361-F5727-E560	S26361-F5727-L560
900GB	15 000	SAS 12Gb/s	512n		S26361-F5531-E590	S26361-F5531-L590

max. 8x, 16x, 24x or 32x - depending on base unit & configuration

HDD SAS 2.5" 10K 512n (SFF) Enterprise Mission Critical with hot plug/hot replace tray						
Capacity	RPM	Interface	Sector		order code E-part	order code L-part
300GB	10 000	SAS 12Gb/s	512n		S26361-F5729-E130	S26361-F5729-L130
600GB	10 000	SAS 12Gb/s	512n		S26361-F5729-E160	S26361-F5729-L160
900GB	10 000	SAS 12Gb/s	512n		S26361-F5729-E190	S26361-F5729-L190
1.2TB	10 000	SAS 12Gb/s	512n		S26361-F5729-E112	S26361-F5729-L112
300GB	10 000	SAS 12Gb/s	512n	SED	S26361-F5581-E130	S26361-F5581-L130
600GB	10 000	SAS 12Gb/s	512n	SED	S26361-F5581-E160	S26361-F5581-L160
1.2TB	10 000	SAS 12Gb/s	512n	SED	S26361-F5581-E112	S26361-F5581-L112

max. 8x, 16x, 24x or 32x - depending on base unit & configuration

HDD SAS 2.5" 10K 512e (SFF) Enterprise Mission Critical with hot plug/hot replace tray						
Capacity	RPM	Interface	Sector		order code E-part	order code L-part
600GB	10 000	SAS 12Gb/s	512e		S26361-F5730-E160	S26361-F5730-L160
900GB	10 000	SAS 12Gb/s	512e		S26361-F5730-E190	S26361-F5730-L190
1.2TB	10 000	SAS 12Gb/s	512e		S26361-F5730-E112	S26361-F5730-L112
1.8TB	10 000	SAS 12Gb/s	512e		S26361-F5730-E118	S26361-F5730-L118
2.4TB	10 000	SAS 12Gb/s	512e		S26361-F5543-E124	S26361-F5543-L124
1.8TB	10 000	SAS 12Gb/s	512e	SED	S26361-F5582-E118	S26361-F5582-L118
2.4TB	10 000	SAS 12Gb/s	512e	SED	S26361-F5582-E124	S26361-F5582-L124

max. 8x, 16x, 24x or 32x - depending on base unit & configuration

HDD SAS 2.5" 7.2K 512n (SFF) Enterprise Business Critical with hot plug/hot replace tray						
Capacity	RPM	Interface	Sector		order code E-part	order code L-part
1TB	7 200	SAS 12Gb/s	512n		S26361-F5600-E100	S26361-F5600-L100
2TB	7 200	SAS 12Gb/s	512n		S26361-F5600-E200	S26361-F5600-L200

max. 8x, 16x, 24x or 32x - depending on base unit & configuration

HDD SATA 2.5" 7.2K 512n (SFF) Enterprise Business Critical with hot plug/hot replace tray						
Capacity	RPM	Interface	Sector		order code E-part	order code L-part
1TB	7 200	SATA 6Gb/s	512n		S26361-F3956-E100	S26361-F3956-L100
2TB	7 200	SATA 6Gb/s	512n		S26361-F3956-E200	S26361-F3956-L200

max. 8x, 16x, 24x or 32x - depending on base unit & configuration

The HDDs not released with PRAID EP5x0i (S26361-F4042-E202/E204/E208)

HDD SATA 2.5" 7.2K 512e (SFF) Enterprise Business Critical with hot plug/hot replace tray						
Capacity	RPM	Interface	Sector		order code E-part	order code L-part
1TB	7 200	SATA 6Gb/s	512e		S26361-F3907-E100	S26361-F3907-L100
2TB	7 200	SATA 6Gb/s	512e		S26361-F3907-E200	S26361-F3907-L200

max. 8x, 16x, 24x or 32x - depending on base unit & configuration

2.5" NON hot plug Drives for internal bays

2.5" SSD for NON hot plug bays (internal)							
Capacity	Formfactor	Interface	Endurance	DWPD		order code E-part	order code L-part
240GB	2.5" (SFF)	SATA 6Gb/s	Mixed Use	5		S26361-F5820-E240	S26361-F5820-L240
240GB	2.5" (SFF)	SATA 6Gb/s	Read Intensive	1.5		S26361-F5821-E240	S26361-F5821-L240
240GB	2.5" (SFF)	SATA 6Gb/s	Read Intensive	0.7	[EOL]	S26361-F5803-E240	S26361-F5803-L240

2x non-hot-plug HDD/SSD are available only with 12x3.5" configurations and will be mounted in the left side of the bottom/mid HD-cages in the interior of the server; This option offers higher security i.e. for boot HDD/SSD, since only accessible if the Server housing is opened.

2.5" HDD for NON hot plug bays (internal)						
Capacity	RPM	Interface	Sector		order code E-part	order code L-part
300GB	10 000	SAS 12Gb/s	512n		S26361-F5642-E130	S26361-F5642-L130
1.0TB	7 200	SATA 6Gb/s	512n		S26361-F3957-E100	S26361-F3957-L100

2x non-hot-plug HDD/SSD are available only with 12x3.5" configurations and will be mounted in the left side of the bottom/mid HD-cages in the interior of the server; This option offers higher security i.e. for boot HDD/SSD, since only accessible if the Server housing is opened.

M2

M2

3.5" (LFF) SATA SSD

SSD SATA 3.5" Mixed Use (LFF) 2.5" SSD Enterprise with 3.5" hot plug/hot replace tray
based on **Micron 5300 MAX** drives

Capacity	Formfactor	Interface	Endurance	DWPD	order code E-part	order code L-part
240GB	2.5" (SFF)	SATA 6Gb/s	Mixed Use	5,0	S26361-F5775-E240	S26361-F5775-L240
480GB	2.5" (SFF)	SATA 6Gb/s	Mixed Use	5,0	S26361-F5775-E480	S26361-F5775-L480
960GB	2.5" (SFF)	SATA 6Gb/s	Mixed Use	5,0	S26361-F5775-E960	S26361-F5775-L960
1.92TB	2.5" (SFF)	SATA 6Gb/s	Mixed Use	5,0	S26361-F5775-E192	S26361-F5775-L192
3.84TB	2.5" (SFF)	SATA 6Gb/s	Mixed Use	3,5	S26361-F5775-E384	S26361-F5775-L384

max. 4x, 8x, or 12x - depending on base unit & configuration

SSD SATA 3.5" Mixed Use (LFF) 2.5" SSD Enterprise with 3.5" hot plug/hot replace tray
based on **Samsung PM897** drives

Capacity	Formfactor	Interface	Endurance	DWPD	order code E-part	order code L-part
480GB	3.5" (LFF)	SATA 6Gb/s	Mixed Use	3	S26361-F5937-E480	S26361-F5937-L480
960GB	3.5" (LFF)	SATA 6Gb/s	Mixed Use	3	S26361-F5937-E960	S26361-F5937-L960
1.92TB	3.5" (LFF)	SATA 6Gb/s	Mixed Use	3	S26361-F5937-E192	S26361-F5937-L192
3.84TB	3.5" (LFF)	SATA 6Gb/s	Mixed Use	3	S26361-F5937-E384	S26361-F5937-L384

max. 4x, 8x, or 12x - depending on base unit & configuration

SSD SATA 3.5" Mixed Use (LFF) 2.5" SSD Enterprise with 3.5" hot plug/hot replace tray [EOL]
based on **Samsung SM883** or **SM863a** drives * 3.84TB is SM883 only

Capacity	Formfactor	Interface	Endurance	DWPD	order code E-part	order code L-part
240GB	3.5" (LFF)	SATA 6Gb/s	Mixed Use	3,6	S26361-F5732-E240	S26361-F5732-L240
480GB	3.5" (LFF)	SATA 6Gb/s	Mixed Use	3,6	S26361-F5732-E480	S26361-F5732-L480
960GB	3.5" (LFF)	SATA 6Gb/s	Mixed Use	3,6	S26361-F5732-E960	S26361-F5732-L960
1.92TB	3.5" (LFF)	SATA 6Gb/s	Mixed Use	3,6	S26361-F5732-E192	S26361-F5732-L192
3.84TB	3.5" (LFF)	SATA 6Gb/s	Mixed Use	3,6	S26361-F5589-E384	S26361-F5589-L384

max. 4x, 8x, or 12x - depending on base unit & configuration

SSD SATA 3.5" Read Intensive (LFF) 2.5" SSD Enterprise with 3.5" hot plug/hot replace tray
based on **Micron 5300 PRO** drives

Capacity	Formfactor	Interface	Endurance	DWPD	order code E-part	order code L-part
240GB	2.5" (SFF)	SATA 6Gb/s	Read Intensive	1,5	S26361-F5782-E240	S26361-F5782-L240
480GB	2.5" (SFF)	SATA 6Gb/s	Read Intensive	1,5	S26361-F5782-E480	S26361-F5782-L480
960GB	2.5" (SFF)	SATA 6Gb/s	Read Intensive	1,5	S26361-F5782-E960	S26361-F5782-L960
1.92TB	2.5" (SFF)	SATA 6Gb/s	Read Intensive	1,5	S26361-F5782-E192	S26361-F5782-L192
3.84TB	2.5" (SFF)	SATA 6Gb/s	Read Intensive	1,2	S26361-F5782-E384	S26361-F5782-L384
7.68TB	2.5" (SFF)	SATA 6Gb/s	Read Intensive	0,6	S26361-F5782-E768	S26361-F5782-L768

max. 4x, 8x, or 12x - depending on base unit & configuration

SSD SATA 3.5" Read Intensive (LFF) 2.5" SSD Enterprise with 3.5" hot plug/hot replace tray
based on **Samsung PM893** drives

Capacity	Formfactor	Interface	Endurance	DWPD	order code E-part	order code L-part
240GB	3.5" (LFF)	SATA 6Gb/s	Read Intensive	1,0	S26361-F5945-E240	S26361-F5945-L240
480GB	3.5" (LFF)	SATA 6Gb/s	Read Intensive	1,0	S26361-F5945-E480	S26361-F5945-L480
960GB	3.5" (LFF)	SATA 6Gb/s	Read Intensive	1,0	S26361-F5945-E960	S26361-F5945-L960
1.92TB	3.5" (LFF)	SATA 6Gb/s	Read Intensive	1,0	S26361-F5945-E192	S26361-F5945-L192
3.84TB	3.5" (LFF)	SATA 6Gb/s	Read Intensive	1,0	S26361-F5945-E384	S26361-F5945-L384
7.68TB	3.5" (LFF)	SATA 6Gb/s	Read Intensive	1,0	S26361-F5945-E768	S26361-F5945-L768

max. 4x, 8x, or 12x - depending on base unit & configuration

EMEIA only

SSD SATA 3.5" Read Intensive (LFF) 2.5" SSD Enterprise with 3.5" hot plug/hot replace tray [EOL]
based on **Samsung PM883** drives

Capacity	Formfactor	Interface	Endurance	DWPD	order code E-part	order code L-part
240GB	2.5" (SFF)	SATA 6Gb/s	Read Intensive	0,7	S26361-F5801-E240	S26361-F5801-L240
480GB	2.5" (SFF)	SATA 6Gb/s	Read Intensive	0,7	S26361-F5801-E480	S26361-F5801-L480
960GB	2.5" (SFF)	SATA 6Gb/s	Read Intensive	0,7	S26361-F5801-E960	S26361-F5801-L960
1.92TB	2.5" (SFF)	SATA 6Gb/s	Read Intensive	0,7	S26361-F5801-E192	S26361-F5801-L192
3.84TB	2.5" (SFF)	SATA 6Gb/s	Read Intensive	0,7	S26361-F5801-E384	S26361-F5801-L384
7.68TB	2.5" (SFF)	SATA 6Gb/s	Read Intensive	0,7	S26361-F5801-E768	S26361-F5801-L768

max. 4x, 8x, or 12x - depending on base unit & configuration

SSD SATA 3.5" Read Intensive (LFF) 2.5" SSD Enterprise with 3.5" hot plug/hot replace tray [EOL]
based on **Micron 5100 PRO** or **5200 ECO** * 240GB is 5100, others are 5200

Capacity	Formfactor	Interface	Endurance	DWPD	order code E-part	order code L-part
240GB	3.5" (LFF)	SATA 6Gb/s	Read Intensive	1,4	S26361-F5700-E240	S26361-F5700-L240
480GB	3.5" (LFF)	SATA 6Gb/s	Read Intensive	0,9	S26361-F5700-E480	S26361-F5700-L480
960GB	3.5" (LFF)	SATA 6Gb/s	Read Intensive	0,9	S26361-F5700-E960	S26361-F5700-L960
1.92TB	3.5" (LFF)	SATA 6Gb/s	Read Intensive	0,9	S26361-F5700-E192	S26361-F5700-L192
3.84TB	3.5" (LFF)	SATA 6Gb/s	Read Intensive	1,0	S26361-F5700-E384	S26361-F5700-L384
7.68TB	3.5" (LFF)	SATA 6Gb/s	Read Intensive	0,5	S26361-F5700-E768	S26361-F5700-L768

max. 4x, 8x, or 12x - depending on base unit & configuration

3.5" (LFF) Hard drives

HDD SAS 3.5" 15K (LFF) 2.5" HDD Enterprise Mission Critical with 3.5" hot plug/hot replace tray						
Capacity	RPM	Interface	Sector		order code E-part	order code L-part
300GB	15 000	SAS 12Gb/s	512n		S26361-F5726-E530	S26361-F5726-L530
600GB	15 000	SAS 12Gb/s	512n		S26361-F5726-E560	S26361-F5726-L560
900GB	15 000	SAS 12Gb/s	512n		S26361-F5532-E590	S26361-F5532-L590

max. 4x, 8x, or 12x - depending on base unit & configuration

HDD SAS 3.5" 10K 512n (LFF) 2.5" HDD Enterprise Mission Critical with 3.5" hot plug/hot replace tray						
Capacity	RPM	Interface	Sector		order code E-part	order code L-part
300GB	10 000	SAS 12Gb/s	512n		S26361-F5728-E130	S26361-F5728-L130
600GB	10 000	SAS 12Gb/s	512n		S26361-F5728-E160	S26361-F5728-L160
1.2TB	10 000	SAS 12Gb/s	512n		S26361-F5728-E112	S26361-F5728-L112

max. 4x, 8x, or 12x - depending on base unit & configuration

HDD SAS 3.5" 10K 512e (LFF) 2.5" HDD Enterprise Mission Critical with 3.5" hot plug/hot replace tray						
Capacity	RPM	Interface	Sector		order code E-part	order code L-part
1.8TB	10 000	SAS 12Gb/s	512e		S26361-F5731-E118	S26361-F5731-L118
2.4TB	10 000	SAS 12Gb/s	512e		S26361-F5569-E124	S26361-F5569-L124

max. 4x, 8x, or 12x - depending on base unit & configuration

HDD SAS 3.5" 7.2K 512n (LFF) Enterprise Business critical with hot plug/hot replace tray						
Capacity	RPM	Interface	Sector		order code E-part	order code L-part
1TB	7 200	SAS 12Gb/s	512n	as long as stock available	S26361-F5626-E100	S26361-F5626-L100
2TB	7 200	SAS 12Gb/s	512n		S26361-F5626-E200	S26361-F5626-L200
4TB	7 200	SAS 12Gb/s	512n		S26361-F5626-E400	S26361-F5626-L400

max. 4x, 8x, or 12x - depending on base unit & configuration

HDD SAS 3.5" 7.2K 512e (LFF) Enterprise Business Critical with hot plug/hot replace tray						
Capacity	RPM	Interface	Sector		order code E-part	order code L-part
6TB	7 200	SAS 12Gb/s	512e		S26361-F5635-E600	S26361-F5635-L600
8TB	7 200	SAS 12Gb/s	512e		S26361-F5635-E800	S26361-F5635-L800
12TB	7 200	SAS 12Gb/s	512e		S26361-F5571-E120	S26361-F5571-L120
14TB	7 200	SAS 12Gb/s	512e		S26361-F5571-E140	S26361-F5571-L140
16TB	7 200	SAS 12Gb/s	512e		S26361-F5571-E160	S26361-F5571-L160
18TB	7 200	SAS 12Gb/s	512e		S26361-F5571-E180	S26361-F5571-L180
6TB	7 200	SAS 12Gb/s	512e	SED	S26361-F5584-E600	S26361-F5584-L600
8TB	7 200	SAS 12Gb/s	512e	SED	S26361-F5584-E800	S26361-F5584-L800
12TB	7 200	SAS 12Gb/s	512e	SED	S26361-F5624-E120	S26361-F5624-L120
14TB	7 200	SAS 12Gb/s	512e	SED	S26361-F5624-E140	S26361-F5624-L140
16TB	7 200	SAS 12Gb/s	512e	SED	S26361-F5624-E160	S26361-F5624-L160
18TB	7 200	SAS 12Gb/s	512e	SED	S26361-F5624-E180	S26361-F5624-L180

max. 4x, 8x, or 12x - depending on base unit & configuration

HDD SATA 3.5" 7.2K 512n (LFF) Enterprise Business Critical with hot plug/hot replace tray						
Capacity	RPM	Interface	Sector		order code E-part	order code L-part
1TB	7 200	SATA 6Gb/s	512n		S26361-F5636-E100	S26361-F5636-L100
2TB	7 200	SATA 6Gb/s	512n		S26361-F5636-E200	S26361-F5636-L200
4TB	7 200	SATA 6Gb/s	512n		S26361-F5636-E400	S26361-F5636-L400

max. 4x, 8x, or 12x - depending on base unit & configuration

HDD SATA 3.5" 7.2K 512e (LFF) Enterprise Business Critical with hot plug/hot replace tray						
Capacity	RPM	Interface	Sector		order code E-part	order code L-part
6TB	7 200	SATA 6Gb/s	512e		S26361-F5638-E600	S26361-F5638-L600
8TB	7 200	SATA 6Gb/s	512e		S26361-F5638-E800	S26361-F5638-L800
12TB	7 200	SATA 6Gb/s	512e		S26361-F3904-E120	S26361-F3904-L120
14TB	7 200	SATA 6Gb/s	512e		S26361-F3904-E140	S26361-F3904-L140
16TB	7 200	SATA 6Gb/s	512e		S26361-F3904-E160	S26361-F3904-L160
18TB	7 200	SATA 6Gb/s	512e		S26361-F3904-E180	S26361-F3904-L180

max. 4x, 8x, or 12x - depending on base unit & configuration

M3

M3

M.2 SATA SSD

SSD SATA M.2 drive for booting, non hot-plug, for VMware ESXi

Capacity	Formfactor	Interface	DWPD	Category	order code E-part	order code L-part
240GB	M.2	SATA 6Gb/s	1,5	Boot	S26361-F5816-E240	S26361-F5816-L240

M.2 drive is designed for use as a VMware ESXi boot drive.
 2x M.2 drive for any Hypervisor by the onboard chipset Software RAID is not supported.
 max. 1x per Server; connector located on Motherboard (please see folder "description"). VMware ESXi is only supported.

M.2 drive for VMware ESXi and for other OSs cannot be mixed

SSD SATA M.2 drive for booting, non hot-plug

Capacity	Formfactor	Interface	DWPD	Category	order code E-part	order code L-part
240GB	M.2	SATA 6Gb/s	1,5	Boot	S26361-F5787-E240	S26361-F5787-L240
480GB	M.2	SATA 6Gb/s	1,5	Boot	S26361-F5787-E480	S26361-F5787-L480

M.2 drive is designed for use as a boot drive with the Endurance Spec. above.
 2x M.2 drive for any Hypervisor by the onboard chipset Software RAID is not supported.
 max. 2x per Server; connector located on Motherboard (please see folder "description"). VMware is not supported.

Dual M.2

Dual microSD, PDUAL CP200 and M.2 drive cannot be mixed

PDUAL CP200, dual M.2 for booting, non hot-plug

Capacity	Formfactor	Interface	Category	order code E-part	order code L-part
n/a	AIC	PCIe	Boot FH	S26361-F4065-E1	S26361-F4065-L501

PDUAL CP200 is a carrier 2x M.2 SATA modules and offers RAID1 with 2x M.2 modules.
 PDUAL CP200 is designed for use as a Hardware-mirrored (RAID1) boot device for Hypervisor, which cannot be supported by M.2 via the onboard chipset Software RAID.
 Supported RAID level : RAID1 only, 2x M.2 modules need to be ordered separately.
 Supported M.2 Modules : SSD SATA M.2 240GB/480GB, and 240GB for VMware ESXi.
 (S26361-F5706-E240/L240/E480/L480 or S26361-F5707-E240/L240 or S26361-F5787-E240/L240/E480/L480 or S26361-F5816-E240/L240)
 max. 1x per Server, requires 2x SSD SATA M.2 drives.

Dual microSD

Dual microSD and RDX Drive cage (S26361-F3750-E4) cannot be mixed

Dual microSD, PDUAL CP200 and M.2 drive cannot be mixed

Dual microSD Enterprise for booting, non hot-plug, for VMware ESXi

Capacity	Formfactor	Interface	Category	order code E-part	order code L-part
64GB	microSD	USB	Boot	S26361-F4045-E64	S26361-F4045-L64

Dual microSD is designed for use as a VMware ESXi boot drive. Only the standardly equipped microSD are supported.
 Dual microSD offers Hardware-mirrored (RAID1) flash boot device for VMware ESXi, which cannot be supported by M.2.
 vSAN can be booted in case ESXi host has 512 GB of memory or less. Even in case 512 GB or more, if vSAN is 6.5 or later, it can be booted by resizing the core dump partition on ESXi hosts. For more information, see the VMware knowledge base article at <http://kb.vmware.com/kb/2147881>.
 max. 1x per Server; connector located on Motherboard (please see folder "description"). VMware ESXi is only supported.

2.5" PCIe-SSDs require a RAID Controller or PCIe retimer card.
 RAID Controller : PRAID EP520i/540i/580i
 PCIe retimer : PPCI CP x16 retimer

2.5" (SFF) PCIe-SSD

PCIe-SSD 2.5" P4800X (SFF) Enterprise with hot plug/hot replace tray							
Capacity	Formfactor	Interface	Endurance	DWPD		order code E-part	order code L-part
750GB	2.5" (SFF)	PCIe3.0 x4	Write Intensive	30		S26361-F5719-E750	S26361-F5719-L750

max. ?x - depending on base unit & configuration

this SSD will be worked with PCIe3.0 due to server specification

PCIe-SSD 2.5" Mixed Use (SFF) Enterprise with hot plug/hot replace tray							
based on Kioxia CM6-V drives							
Capacity	Formfactor	Interface	Endurance	DWPD		order code E-part	order code L-part
1.6TB	2.5" (SFF)	PCIe4.0 x4	Mixed Use	3		S26361-F5904-L160	
3.2TB	2.5" (SFF)	PCIe4.0 x4	Mixed Use	3		S26361-F5904-L320	
6.4TB	2.5" (SFF)	PCIe4.0 x4	Mixed Use	3		S26361-F5904-L640	
12.8TB	2.5" (SFF)	PCIe4.0 x4	Mixed Use	3		S26361-F5904-L128	

max. 4x - depending on base unit & configuration

PCIe-SSD 2.5" Mixed Use (SFF) Enterprise with hot plug/hot replace tray [EOL]							
based on Intel DC P4610 drives							
Capacity	Formfactor	Interface	Endurance	DWPD		order code E-part	order code L-part
1.6TB	2.5" (SFF)	PCIe3.0 x4	Mixed Use	4,1		S26361-F5737-E160	S26361-F5737-L160
3.2TB	2.5" (SFF)	PCIe3.0 x4	Mixed Use	3,7		S26361-F5737-E320	S26361-F5737-L320
6.4TB	2.5" (SFF)	PCIe3.0 x4	Mixed Use	3,1		S26361-F5737-E640	S26361-F5737-L640

max. 4x - depending on base unit & configuration

this SSD will be worked with PCIe3.0 due to server specification

PCIe-SSD 2.5" Read Intensive (SFF) Enterprise with hot plug/hot replace tray							
based on Kioxia CM6-R drives							
Capacity	Formfactor	Interface	Endurance	DWPD		order code E-part	order code L-part
960GB	2.5" (SFF)	PCIe4.0 x4	Read Intensive	1		S26361-F5905-L960	
1.92TB	2.5" (SFF)	PCIe4.0 x4	Read Intensive	1		S26361-F5905-L192	
3.84TB	2.5" (SFF)	PCIe4.0 x4	Read Intensive	1		S26361-F5905-L384	
7.68TB	2.5" (SFF)	PCIe4.0 x4	Read Intensive	1		S26361-F5905-L768	
15.36TB	2.5" (SFF)	PCIe4.0 x4	Read Intensive	1		S26361-F5905-L153	

max. 4x - depending on base unit & configuration

PCIe-SSD 2.5" Read Intensive (SFF) Enterprise with hot plug/hot replace tray [EOL]							
based on Intel DC P4510 drives							
Capacity	Formfactor	Interface	Endurance	DWPD		order code E-part	order code L-part
1TB	2.5" (SFF)	PCIe3.0 x4	Read Intensive	1,0		S26361-F5738-E100	S26361-F5738-L100
2TB	2.5" (SFF)	PCIe3.0 x4	Read Intensive	0,7		S26361-F5738-E200	S26361-F5738-L200
4TB	2.5" (SFF)	PCIe3.0 x4	Read Intensive	0,8		S26361-F5738-E400	S26361-F5738-L400

max. 4x - depending on base unit & configuration

AIC PCIe-SSD

PCIe-SSD (occupies one PCIe slot)

S26361-F5697-L375	S26361-F5697-L750
S26361-F5697-E375	S26361-F5697-E750
PACC EP P4800X AIC 375GB	PACC EP P4800X AIC 750GB
P4800X series, NVMe 30 DWPD	P4800X series, NVMe 30 DWPD
PCIe3.0 x4, Low Profile	PCIe3.0 x4, Low Profile
max. 4x per system	max. 4x per system

N

N

Chapter 11 - LAN Components

Default: 2x RJ45 1GbE ports on systemboard

max number of some controllers can vary with base units with 6x card slots

Dynamic LoM OCP PHY interface cards

Interface card to provide the external connectors for on-board LAN

PLAN EM 2x 10Gb T OCP interface Intel	2x RJ45 plug for 10GBASE-T	S26361-F3953-E210	S26361-F3953-L210
PLAN EM 2x 10GB SFP+ OCP interface Intel	2x SFP+ cages for twinax or modules for SFP modules and cables see below	S26361-F3953-E211	S26361-F3953-L211
Optional for products with SFP+ cages: SFP+ optical transceiver modules or twinax cables			
SFP+ Optical Transceiver 10G/1G Dual Rate SR	LC, MMF / SR SFP+ module, up to 400m, Intel	S26361-F3986-E5	S26361-F3986-L5
SFP+ Optical Transceiver 10G/1G Dual Rate LR	LC, SMF / LR SFP+ module, up to 10km, Intel	S26361-F3986-E6	S26361-F3986-L6
SFP+ Optical Transceiver 10G Single Rate SR	LC, MMF / SR SFP+ module, up to 400m, Finisar	S26361-F3986-E3	S26361-F3986-L3
SFP+ Optical Transceiver 10G Single Rate LR	LC, SMF / LR SFP+ module, up to 10km, Finisar	S26361-F3986-E4	S26361-F3986-L4
Twinax Anschlussplatz Primergy	virtual connector for twinax cables	V:TWX CONNECTOR-PY	
SFP+ active Twinax Cable Fujitsu	customized cable length	S26361-F3989-E600	see table at the bottom of this page
SFP+ active Twinax Cable Brocade	(best fitting cable length is defined during rack installation at the factory)	S26361-F3873-E500	
SFP+ passive Twinax Cable Cisco - Sold Out		S26361-F4571-E500	

max. 1x per system; OCP cards block PCIe slot 8;

OCP carrier card for retrofit upgrade with OCP interface cards
S26361-F3953-L21

1Gb Ethernet network components

1Gb Ethernet controller with RJ45 interface (1000BASE-T)

PLAN AP 1x1Gbit Cu Intel I210-T1 (Retail)	6x	1 port, 1Gbit Intel	S26361-F5959-E1	S26361-F5959-L501
PLAN CP 2x1Gbit Cu Intel I350-T2	6x	2 port, Intel	S26361-F4610-E2	S26361-F4610-L502
PLAN CP 4x1Gbit Cu Intel I350-T4	6x	4 port, Intel	S26361-F4610-E4	S26361-F4610-L504

max. 6 Controller per system

10Gb Ethernet Network Components

10GBASE-T

10Gb Ethernet network adapters with RJ45 interface (10GBASE-T)

Dual speed support, auto-sense: supports 10Gbps and 1Gbps line rate per-port.
Only Marvell FastLinQ® adapters provide Universal RDMA capabilities, both iWARP and RoCE. Intel adapters don't provide any.
For Converged Network Adapter features such as iSCSI, FCoE please select the PLAN EP X550-T2. Other adapters do not support CNA features. If you wish to get support for FCoE please submit a Release Request with the desired PRIMERGY server system configuration SAR/XLSX file attachment.

PLAN EP QL41112 2x10GBASE-T LP	6x	2 port NIC with Universal RDMA, Marvell FastLinQ® QL41112HLRJ <i>*cannot be selected with Intel X710 series.</i>	S26361-F4068-E2	S26361-F4068-L502
PLAN EP QL41134 4x10GBASE-T LP	6x	4 port NIC with Universal RDMA, Marvell FastLinQ® QL41134HLRJ <i>*cannot be selected with Intel X710 series.</i>	S26361-F4068-E4	S26361-F4068-L504
PLAN EP X550-T2 2x10GBASE-T LP	6x	2 port NIC, Intel X550-T2	S26361-F3948-E2	S26361-F3948-L502
PLAN EP X710-T2L 2X 10GBASE-T PCIe (Retail)	4x	2 port 10 Gbit Intel <i>*cannot be selected with Marvell QL411xx series.</i>	S26361-F5960-E2	S26361-F5960-L502
PLAN EP X710-T4 4x10GBASE-T LP	4x	4 port NIC, Intel X710-T4 <i>*cannot be selected with Marvell QL411xx series.</i>	S26361-F3948-E4	S26361-F3948-L504

max. 6x adapters per system

10G SFP+

10Gb Ethernet network adapters with SFP+ cage. Adapter ships with empty cages.

Each cage consumes 1x optical SFP+ transceiver per port, or 1x twinax cable per port, or 1x DAC cable per port. Dual rate 10G/1G support requires 10G/1G Dual Rate SFP+ Optical Transceiver Modules. Only Marvell FastLinQ® adapters provide Universal RDMA capabilities, both iWARP and RoCE. Intel adapters don't provide any.

For Converged Network Adapter features such as iSCSI, iSCSI Offload, FCoE please select the PCNA EP QL41262. Other adapters do not support CNA features. If you wish to get support for FCoE please submit a Release Request with the desired PRIMERGY server system configuration SAR/XLSX file attachment.

Ethernet Network Adapters

PLAN EP QL41132 2x10Gb SFP+ LP	6x	2 port NIC with Universal RDMA, Marvell FastLinQ® QL41132HLCU <i>*cannot be selected with Intel X710 series.</i>	S26361-F4069-E2	S26361-F4069-L502
PLAN EP QL41134 4x10Gb SFP+ LP	6x	4 port NIC with Universal RDMA, Marvell FastLinQ® QL41134HLCU <i>*cannot be selected with Intel X710 series.</i>	S26361-F4069-E4	S26361-F4069-L504
PLAN EP X710-DA2 2x10Gb SFP+ LP	4x	2 port NIC, Intel X710-DA2 <i>*cannot be selected with Marvell QL411xx</i>	S26361-F3640-E2	S26361-F3640-L502
PLAN EP X710-DA4 4x10Gb SFP+ LP	4x	4 port NIC, Intel X710-DA4 <i>*cannot be selected with Marvell QL411xx</i>	S26361-F3640-E4	S26361-F3640-L504

Converged Network Adapters

PCNA EP QL41262 2x10/25Gb SFP+/SFP28 LP	6x	2 port CNA with Universal RDMA, iSCSI Offload, FCoE. Marvell FastLinQ® QL41262HLCU	S26361-F4070-E2	S26361-F4070-L502
---	----	--	-----------------	-------------------

Optional, 10Gb SFP+ optical transceiver module, one per cage

SFP+ Optical Transceiver 10G Single Rate SR	1x .. 4x	LC, MMF / SR SFP+ module, up to 400m, Finisar	S26361-F3986-E3	S26361-F3986-L3
SFP+ Optical Transceiver 10G Single Rate LR	1x .. 4x	LC, SMF / LR SFP+ module, up to 10km, Finisar	S26361-F3986-E4	S26361-F3986-L4
SFP+ Optical Transceiver 10G/1G Dual Rate SR	1x .. 4x	LC, MMF / SR SFP+ module, up to 400m, Intel	S26361-F3986-E5	S26361-F3986-L5
SFP+ Optical Transceiver 10G/1G Dual Rate LR	1x .. 4x	LC, SMF / LR SFP+ module, up to 10km, Intel	S26361-F3986-E6	S26361-F3986-L6
Virtual Connector for Twinax cables	1x .. 4x	Enablement for System Architect	V-TWX CONNECTOR-PY	
SFP+ active Twinax Cable Fujitsu	1x .. 4x	Customized length. Best fitting length selected at rack factory installation.	S26361-F3989-E600	see table at the bottom of this page
SFP+ active Twinax Cable Brocade	1x .. 4x	Customized length. Best fitting length selected at rack factory installation.	S26361-F3873-E500	see table at the bottom of this page

Max. 4x SFP+, DAC, or Twinax Cable (QL41134, X710-DA4) per adapter, or max. 2x SFP+, DAC, or Twinax Cable (Dynamic LoM, QL41132, QL41262, X710-DA2) per max. 6x adapters per system

10G/25G Ethernet Network components

10G/25G Ethernet network adapters with 2x SFP28 cages. Adapter ships with empty cages.

Each cage consumes 1x optical SFP+ or SFP28 transceiver per port, or 1x twinax cable per port, or 1x DAC cable per port. Multiple speed support, auto-sense: All adapters support 25Gbps, and 10Gbps. Intel adapters support 1Gbps line rate per-port in addition, with the Intel-branded 10G/1G Dual Rate SFP+ Optical Transceiver Modules. Only Marvell FastLinQ® adapters provide Universal RDMA capabilities, both iWARP and RoCE. Mellanox adapters just provide RoCE RDMA. Intel adapters don't provide any kind of RDMA capabilities.

For Converged Network Adapter features such as iSCSI, iSCSI Offload, FCoE please select the PCNA EP QL41262. Other adapters do not support CNA features.

Ethernet Network Adapters

PLAN EP QL41212 25Gb 2p SFP28 LP	6x	2 port NIC with Universal RDMA, Marvell FastLinQ® QL41212HLCU	S26361-F4056-E2	S26361-F4056-L502
PLAN EP MCX4-LX 25Gb 2p SFP28 LP	6x	2 port NIC with RoCE RDMA, Mellanox ConnectX4-LX	S26361-F4054-E2	S26361-F4054-L502
PLAN EP XXV710-DA2 2x25Gb LP	6x	2 port NIC, Intel XXV710-DA2	S26361-F4055-E2	S26361-F4055-L502

Converged Network Adapters

PCNA EP QL41262 2x10/25Gb SFP+/SFP28 LP	6x	2 port CNA with Universal RDMA, iSCSI Offload, FCoE. Marvell FastLinQ® QL41262HLCU	S26361-F4070-E2	S26361-F4070-L502
---	----	--	-----------------	-------------------

Optional, 25Gb SFP28 optical transceiver module, one per cage

SFP28 Optical Transceiver 25G SR MMA2P00-AS LC	1x .. 2x	MMF / SR SFP28 module, Mellanox. Max reach supported 100m	S26361-F4054-E701	S26361-F4054-L701
SFP28 Optical Transceiver 25G SR E25GSFP28SR	1x .. 2x	MMF / SR SFP28 module, Intel. Max reach supported 100m	S26361-F4055-E701	S26361-F4055-L701
Virtual Connector for Twinax cables	1x .. 2x	Enablement for System Architect	V-DAC/AOC-CONNECTOR-25	
25G DAC - Cisco	1x .. 2x	DAC are not in Fujitsu's portfolio yet. Thus, purchase from switch vendors.		
25G DAC - Mellanox	1x .. 2x	DAC are not in Fujitsu's portfolio yet. Thus, purchase from switch vendors.		
25G AOC - Cisco	1x .. 2x	AOC are not in Fujitsu's portfolio yet. Thus, purchase from switch vendors.		
25G AOC - Mellanox	1x .. 2x	AOC are not in Fujitsu's portfolio yet. Thus, purchase from switch vendors.		

max. 2x SFP28 or DAC/AOC Cable per adapter

Optional Cisco Ethernet Direct Attach Copper Cables (DACs) - not introduced by Fujitsu; available for purchase at Cisco

Cisco DAC Splitter Cable 100G to 4X25G, 1m	1x	Cisco 100GBase QSFP to 4xSFP25G Passive, 1m	Cisco P/N: QSFP-4SFP25G-CU1M
Cisco DAC Splitter Cable 100G to 4X25G, 2m	1x	Cisco 100GBase QSFP to 4xSFP25G Passive, 2m	Cisco P/N: QSFP-4SFP25G-CU2M
Cisco DAC Splitter Cable 100G to 4X25G, 3m	1x	Cisco 100GBase QSFP to 4xSFP25G Passive, 3m	Cisco P/N: QSFP-4SFP25G-CU3M

One Cisco DAC Splitter cable connects up to 4 25G ports. i.e. 2x PLAN EP QL41212 cards to a single Cisco 100G Switch Port.

Optional 10Gb SFP+ Optical Transceivers with LC Connector, or Active or Passive Twinax Cables SFP+

SFP+ Optical Transceiver 10G Single Rate SR	2x	LC, MMF / SR SFP+ module, up to 400m	S26361-F3986-E3	S26361-F3986-L3
SFP+ Optical Transceiver 10G Single Rate LR	2x	LC, SMF / LR SFP+ module, up to 10km	S26361-F3986-E4	S26361-F3986-L4
SFP+ Optical Transceiver 10G/1G Dual Rate SR	1x .. 4x	LC, MMF / SR SFP+ module, up to 400m, Intel	S26361-F3986-E5	S26361-F3986-L5
SFP+ Optical Transceiver 10G/1G Dual Rate LR	1x .. 4x	LC, SMF / LR SFP+ module, up to 10km, Intel	S26361-F3986-E6	S26361-F3986-L6
Virtual Connector for Twinax cables	2x	Enablement for System Architect	V-TWX CONNECTOR-PY	
Amphenol Active Twinax Cable SFP+ for 10G, 2m	2x	Amphenol 10G Active Twinax Cable, 2m	S26361-F3989-E600	S26361-F3989-L102
Amphenol Active Twinax Cable SFP+ for 10G, 5m	2x	Amphenol 10G Active Twinax Cable, 5m		S26361-F3989-L105
Amphenol Active Twinax Cable SFP+ for 10G, 10m	2x	Amphenol 10G Active Twinax Cable, 10m		S26361-F3989-L110
Brocade Active Twinax Cable SFP+ for 10G, 1m	2x	Brocade 10G Active Twinax Cable, 1m	S26361-F3873-E500	S26361-F3873-L501
Brocade Active Twinax Cable SFP+ for 10G, 3m	2x	Brocade 10G Active Twinax Cable, 3m		S26361-F3873-L503
Brocade Active Twinax Cable SFP+ for 10G, 5m	2x	Brocade 10G Active Twinax Cable, 5m		S26361-F3873-L505
Cisco Passive Twinax Cable SFP+ for 10G, 1m	2x	Cisco 10G Passive Twinax Cable, 1m	Cisco P/N for: S26361-F4571-L101	
Cisco Passive Twinax Cable SFP+ for 10G, 3m	2x	Cisco 10G Passive Twinax Cable, 3m	Cisco P/N for: S26361-F4571-L103	
Cisco Passive Twinax Cable SFP+ for 10G, 5m	2x	Cisco 10G Passive Twinax Cable, 5m	Cisco P/N for: S26361-F4571-L105	
Cisco Active Twinax Cable SFP+ for 10G, 7m	2x	Cisco 10G Active Twinax Cable, 7m	Cisco P/N for: S26361-F4571-L107	
Cisco Active Twinax Cable SFP+ for 10G, 10m	2x	Cisco 10G Active Twinax Cable, 10m	Cisco P/N for: S26361-F4571-L110	

Max. 2x SFP+ or Twinax Cable per controller. Customized Cable Length means: best fitting cable length is defined during rack installation at the factory.

max. 6x adapters per system

40G Ethernet Network Components

40G Ethernet network adapter with QSFP cage (requires DAC, AOC cables or optical transceiver QSFP modules)				
Supports 40Gbps line rate per-port				
PLAN EP MCX4-EN 40Gb 2p QSFP LP	6x	Dual Port NIC, RoCE RDMA, Mellanox ConnectX4-EN	S26361-F4053-E2	S26361-F4053-L502
Optional, 40Gb QSFP Optical Transceiver module with MPO connector for PLAN EP MCX4-EN 40Gb 2p QSFP				
QSFP 40G SR4L MPO 850nm 30m MCZ210411-SR4L	2x	MMF / SR4L QSFP module, Mellanox. Max reach supported 30m	S26361-F4053-E701	S26361-F4053-L701
QSFP 40G SR4 MPO 850nm 150m MCZ210411-SR4	2x	MMF / SR4 QSFP module, Mellanox. Max reach supported 150m	S26361-F4053-E702	S26361-F4053-L702
QSFP 40G SR4 MPO 850nm 150m MMA1B00-B150D	2x	MMF / SR4 QSFP module, Mellanox. Max reach supported 150m	S26361-F4053-E703	S26361-F4053-L703
Virtual Connector for DAC/AOC cables	2x	Enablement for System Architect	V:DAC/AOC-CONNECTOR-40	
40G DAC - Cisco	2x	DAC are not in Fujitsu's portfolio yet. Thus, test only and purchase from switch vendors.		
40G DAC - Mellanox	2x	DAC are not in Fujitsu's portfolio yet. Thus, test only and purchase from switch vendors.		
40G AOC - Cisco	2x	AOC are not in Fujitsu's portfolio yet. Thus, test only and purchase from switch vendors.		
40G AOC - Mellanox	2x	AOC are not in Fujitsu's portfolio yet. Thus, test only and purchase from switch vendors.		
<i>*max. 2x QSFP or DAC, AOC per PLAN EP MCX4-EN 40Gb 2p QSFP</i>				
max. 6x adapters per system				

100G Ethernet Network Components

100G Ethernet network adapter with 1x QSFP28 cage (requires twinax cables or optical transceiver QSFP28 modules)				
Supports 100Gbps line rate				
PLAN EP QL45611 100Gb 1p QSFP28 LP	6x	Single Port NIC, RoCE RDMA, Marvell FastLinQ® QL45611HLCU	S26361-F4057-E1	S26361-F4057-L501
PLAN EP MCX4-EN 100Gb 1p QSFP28 LP	6x	Single Port NIC, RoCE RDMA, Mellanox ConnectX4-EN	S26361-F4052-E1	S26361-F4052-L501
Optional, 100Gb QSFP28 Optical Transceiver module with MPO connector for PLAN EP QL45611 100Gb 1p QSFP28				
QSFP28 100G SR4 MPO 850nm 100m MMA1B00-C100D	1x	MMF / SR4 QSFP28 module, Mellanox. Max reach supported 100m	S26361-F4052-E701	S26361-F4052-L701
QSFP28 100G PSM4 1310nm 500m MMS1C10-CM	1x	MMF / SR QSFP28 module, Mellanox. Max reach supported 500m	S26361-F4052-E801	S26361-F4052-L801
Virtual Connector for DAC/AOC cables	1x	Enablement for System Architect	V:DAC/AOC-CONNECTOR-100	
100G DAC - Cisco	1x	DAC are not in Fujitsu's portfolio yet. Thus, test only and purchase from switch vendors.		
100G DAC - Mellanox	1x	DAC are not in Fujitsu's portfolio yet. Thus, test only and purchase from switch vendors.		
100G AOC - Cisco	1x	AOC are not in Fujitsu's portfolio yet. Thus, test only and purchase from switch vendors.		
100G AOC - Mellanox	1x	AOC are not in Fujitsu's portfolio yet. Thus, test only and purchase from switch vendors.		
<i>*Max. 1x QSFP28 or DAC/AOC Cable per PLAN EP QL45611 100Gb 1p QSFP28 or PLAN EP MCX4-EN 100Gb 1p QSFP28</i>				
max. 6x adapters per system				

Q

Q

Network cables for later upgrade

Fujitsu active SFP+ Twinax 10Gb cable	
SFP+ active Twinax Cable Fujitsu 2m	S26361-F3989-L102
SFP+ active Twinax Cable Fujitsu 5m	S26361-F3989-L105
SFP+ active Twinax Cable Fujitsu 10m	S26361-F3989-L110
Brocade active SFP+ Twinax 10Gb cable	
SFP+ active Twinax Cable Brocade 1m	S26361-F3873-L501
SFP+ active Twinax Cable Brocade 3m	S26361-F3873-L503
SFP+ active Twinax Cable Brocade 5m	S26361-F3873-L505

R

Chapter 12 - Fibre Channel Controller

R

max number of some controllers can vary with base units with 6x card slots

32G Fibre Channel adapters with LC interface for 50µm optical cables (OM4 or OM3)				
These adapters ship with optical transceiver modules equipped for all ports.				
Adapters support 32GFC, 16GFC, and 8GFC infrastructures.				
PFC EP LPe32000 1x 32Gb LP	4x	1 port, low profile, Broadcom Emulex®	S26361-F4044-E1	S26361-F4044-L501
PFC EP LPe32002 2x 32Gb LP	4x	2 ports, low profile, Broadcom Emulex®	S26361-F4044-E2	S26361-F4044-L502
PFC EP QLE2740 1x 32Gb LP	6x	1 port, low profile, Marvell Qlogic®	S26361-F4043-E1	S26361-F4043-L501
PFC EP QLE2742 2x 32Gb LP	6x	2 ports, low profile, Marvell Qlogic®	S26361-F4043-E2	S26361-F4043-L502
16G Fibre Channel adapters with LC interface for 50µm optical cables (OM4 or OM3)				
These adapters ship with optical transceiver modules equipped for all ports.				
Adapters support 16GFC, 8GFC, and 4GFC infrastructures.				
PFC EP LPe31000 1x 16Gb LP	6x	1 port, low profile, Broadcom Emulex®	S26361-F5596-E1	S26361-F5596-L501
PFC EP LPe31002 2x 16Gb LP	6x	2 ports, low profile, Broadcom Emulex®	S26361-F5596-E2	S26361-F5596-L502
PFC EP QLE2690 1x 16Gb LP	6x	1 port, low profile, Marvell Qlogic®	S26361-F5580-E1	S26361-F5580-L501
PFC EP QLE2692 2x 16Gb LP	6x	2 ports, low profile, Marvell Qlogic®	S26361-F5580-E2	S26361-F5580-L502
max. 6 adapters per system				

Chapter 13 - Infiniband Controllers

Infiniband and Omni path controller will be relased by Project Release Only

P

Chapter 14 - Power supply unit, power cable, country specific options

P		Optional power backplane (in chapter 16 -	Dummy module instead of PSU in case only PSU is equipped; Dummy module: S26113-F574-E99, max. 1x per system	
S26113-F575-E13 S26113-F575-L13 450W platinum power supply unit 450W PSU platinum; 1st or 2nd PSU for redundancy; 94% efficiency 100-240V, 50-60Hz occupies hot plug PSU slot min. 1 / max. 2x per system	S26113-F574-E13 S26113-F574-L13 800W platinum power supply unit 800W PSU platinum; 1st or 2nd PSU for redundancy; 94% efficiency 100-240V, 50-60Hz occupies hot plug PSU slot min. 1 / max. 2x per system	S26113-F615-E10 S26113-F615-L10 800W titanium power supply unit 800W PSU titanium; 1st or 2nd PSU for redundancy; 96% efficiency 220-240V only, 50-60Hz occupies hot plug PSU slot min. 1 / max. 2x per system	S26113-F616-E10 S26113-F616-L10 1200W platinum power supply unit 1200W PSU platinum; 1st or 2nd PSU for redundancy; 94% efficiency; 110V range: 1000W, <110V:900W; 100-240V, 50-60Hz occupies hot plug PSU slot min. 1 / max. 2x per system	

Tower **Rack**

Power cord option for Tower Server, 1.8m, black (1x per PSU)		Power cord option for Rack Server, 4m, grey (1x per PSU)	
T26139-Y1740-E10/L10	D, A, B, F, NL, FIN, N, S, E, P, RUS, TR	T26139-Y1968-E100	Powercord for rack, IEC 320 C14 connector
T26139-Y1742-E10/L10	USA, Canada		
T26139-Y1743-E10	Switzerland	T26139-Y1742-E10	USA, Canada, 1.8m, grey
T26139-Y1744-E10/L10	UK, IR		
T26139-Y1745-E10/L10	Italy		
T26139-Y1746-E10/L10	Denmark		
T26139-Y1757-E10/L10	Taiwan		
Power cord option for Tower Server, 2.5m, black (1x per PSU)			
T26139-Y1747-E18/L18	Israel		
T26139-Y1751-L10	China		
T26139-Y3850-E10	no powercord		

Region Kits, required to order one of them, 1x per System	build-in order code	loose delivery order code
Region Kit APAC/EMEA/India, Contains warranty sheet and safety instructions for APAC, EMEA and India	S26361-F1452-E100	-
Region Kit America, Contains warranty sheet, registration hints and safety instructions for America	S26361-F1452-E130	-
Region Kit Europe, Contains warranty sheet and safety instructions in German, English, French, Spanish, Italian, Polish, Russian and Welsh language, need to be included always into the order from EU and EFTA	S26361-F1452-E140	-
Region Kit China for CCC option required systems , Contains warranty sheet and safety instructions for China,	S26361-F1452-E101	-

(Sales region for EMEA only)
(Sales region for APAC only)

Certifications, optional 1x per system	build-in order code	loose delivery order code
Certification for China, (CCC), Reduced component selection possible, only with no power cord option necessary to be selected always when "region kit China (S26361-F1452-E101)" is selected	S26361-F3301-E120	-
Certification for India, (BIS), Reduced component selection possible, only with no power cord option	S26361-F3301-E123	-

Q

Chapter 15 - Accessories

Q

<http://www.fujitsu.com/fts/products/computing/peripheral/accessories/index-facts.html>

USB Mouse:

Mouse M520 Black	S26381-K467-E100	S26381-K467-L100
Mouse M520 Grey	S26381-K467-E101	S26381-K467-L101
Mouse M530 Black	n/a	S26381-K468-L100
Mouse M530 Grey	n/a	S26381-K468-L101

USB Memory Sticks - Available until August 2020. No successor planned.

ADATA UC350 USB3.1 Type C OTG Flash Drive 64GB	S26391-F6048-L464
--	-------------------

USB Keyboards for Tower Servers for following countries:

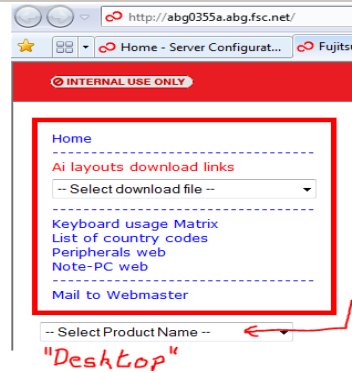
USB professional Keyboard KBPC PX ECO	Country version	FUJITSU Keyboard KB521 USB (grey)
	US/ int 105 keys (UK keyboard + US int. Layout)	S26381-K521-E102
S26381-K341-E104	Czech/Slovak	S26381-K521-E104
S26381-K341-E110	US 104 keys (US keyboard + US layout)	S26381-K521-E110
S26381-K341-E120	Germany	S26381-K521-E120
S26381-K341-E122	Germany / Int	S26381-K521-E122
S26381-K341-E140	France	S26381-K521-E140
S26381-K341-E154	Sweden / Finland	S26381-K521-E154
S26381-K341-E165	United Kingdom	S26381-K521-E165
S26381-K341-E170	Switzerland	S26381-K521-E170
S26381-K341-E180	Spain	S26381-K521-E180
S26381-K341-E185	Italy	S26381-K521-E185

USB Optical Disc Drive

External Ultra Slim Portable DVD Writer (Hitachi-LG)	S26341-F103-L142
--	------------------

R

Please find the layout of all Fujitsu keyboards here:
<http://abg0355a.abg.fsc.net/>



Chapter 15 - Energy Star

O

S26361-F3301-E551
TX2550 M5 E-Star Fam1
Limits configuration in accordance with Energy Star requirements for systems with 1 CPU
max. 1x per system

S26361-F3301-E552
TX2550 M5 E-Star Fam2
Limits configuration in accordance with Energy Star requirements for systems with 2 CPU
max. 1x per system

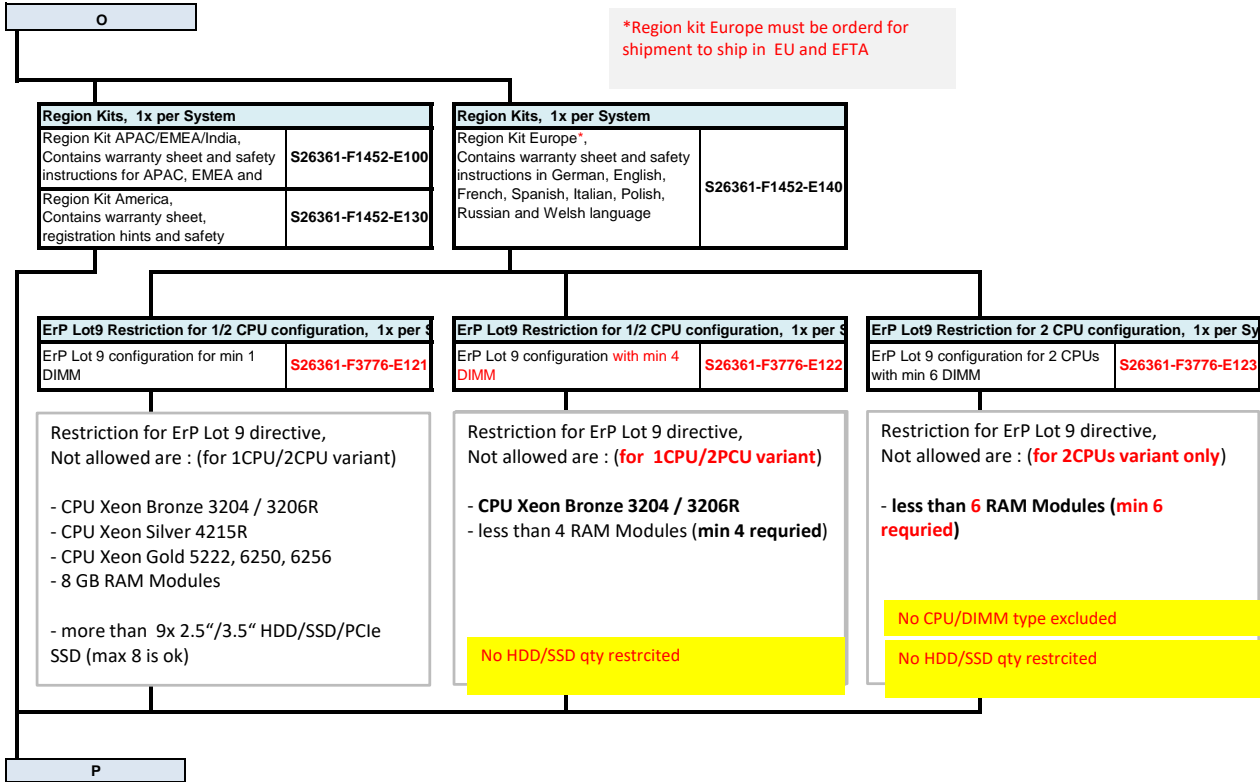
- 1 CPU Variant limitations for E-Star Fam1 certification
not allowed are:
- 2 CPU configuration
 - CPU Xeon Bronze 3204
 - CPU Xeon Silvr 4208 / 4215
 - CPU Xeon Gold 5222 / 6230R
 - CPUs with Multiplier of core and frequency is less than 22.0
 - CPUs with Multiplier of core and frequency is more than 50.4
 - less than 4 DIMMs (min 4 is ok)*
 - * In case that total memory capacity is more than 96GB, less than 4 DIMMs configuration is allowed. But it is not configured by System Architect, the configuration will be offered by special release.
 - 8 GB RAM Modules
 - DCPMM (Apache Pass) Memory Modules
 - 3.5" HDD
 - more than 8x 2.5" HDD/SSD/Pcle SSD/M.2 Modules (max 8 is ok)
 - more than 3x PCIe cards (i.e. Raid, LAN, Fiberchannel, ...)
 - Graphics card
 - Graphic accelerator cards / APA card

- 2 CPU Variant limitations for E-Star Fam2 certification
not allowed are:
- 1 CPU configuration
 - CPU Xeon Bronze 3204
 - CPU Xeon Silvr 4208 / 4215
 - CPU Xeon Gold 5222 / 6230R
 - CPUs with Multiplier of core and frequency is less than 22.0
 - CPUs with Multiplier of core and frequency is more than 50.4
 - less than 8 DIMMs (min 8 is ok)*
 - * In case that total memory capacity is more than 192GB, less than 8 DIMMs configuration is allowed. But it is not configured by System Architect, the configuration will be offered by special release.
 - 8 GB RAM Modules
 - DCPMM (Apache Pass) Memory Modules
 - more than 16x 2.5"/3.5" HDD/SSD/M.2 Modules (max 16 is ok)
 - more than 6x PCIe cards (i.e. Raid, LAN, Fiberchannel, ...)
 - Graphics card
 - Graphic accelerator cards / APA card
 - Tape drive
 - PCIe riser card

ENERGY STAR-configurations with one CPU will be **PRIMERGY TX2550 M5 E-Star Fam1**
 ENERGY STAR-configurations with two CPU will be **PRIMERGY TX2550 M5 E-Star Fam2**
 non ENERGY STAR-configurations will be labeled: **PRIMERGY TX2550 M5**

P

Chapter 16 - others (ErP Lot 9 restriction)



Chapter 16 - others

R

S26361-F3699-E20
S26361-F3699-L20
Redundant power supply
Power backplane for redundant power supply units. This option is condition for configurations with 2 power supplies.
It contains a power backplane and cables.
max. 1x per system

S26361-F3846-E134
S26361-F3846-L134
Riser card for 2x PCIe + 1x PCI32 slots
Occupies slot 4 (PCIe-x16) and instead offers 2x PCIe-x8 + 1x PCI32 slots for full height
max. 1x per system

S26361-F1790-E243
S26361-F1790-L244
iRMC S4/S5 advanced pack
integrated remote Management controller activation key for graphical console redirection and remote media
max. 1x per system

S26361-F1790-E311
embedded Lifecycle Management (eLCM)
Server Online Update
OS driver Update
Hardware firmware update
Server Offline Update
Hardware update via Update Manager Express
PrimeCollect
Autonomous creation of Primecollect archives
Creation and use of PrimeCollect archives over AIS connect
Custom Image (Jukebox function)
Automatic and manual download of CD and DVD Images
Automatic and manual start of CD and DVD Images
max. 1x per system

Loose delivery
eLCM Activation Pack
(Node Locked License)
BDL:ELCM-PACK
options contains:
- 16GB SD card
- Paper with TAN for Licensekey

will be available in CQ4'24

iRMC MicroSD card option			
Capacity	Interface	E-parts	L-parts
32GB	SDHC	--	PY-MD32R1
max. 1x per system, instead of 16GB MicroSD card			

S26361-F3776-E10
Silent TX configuration
This is possible in an office environment. Components which lead to a general increase of fan speed are excluded from the configuration.
this setting can be activated ex factory only
max. 1x per system

Advanced Thermal Design is not available with LTO drives.

PY TX2550 M5 Tower 4x3.5' basic and PY TX2550 M5 Tower 8x2.5' basic do not support ATD options!

S26361-F3776-E440
Cool-safe ® Advanced Thermal design 40°C enables the PRIMERGY Server to cope with temperatures from 5-40° in operating mode due to this setting can be activated ex factory only
max. 1x per system

S26361-F3776-E445
Cool-safe ® Advanced Thermal design 45°C enables the PRIMERGY Server to cope with temperatures from 5-45° in operating mode due to this setting can be activated ex factory only
max. 1x per system

S26361-F3120-E3
S26361-F3120-L3
Serial port / RS232-C interface
Serial port mounted at system rear side, connected via
max. 1x per system

This serial port option is dedicated for several PRIMERGY Servers and will be delivered with full height and low profile brackets,

S26361-F3552-E100 will be EOL at end-Sep 2022
S26361-F3552-L100
Trusted Platform Module 2.0
Microsoft Windows Server 2022 not supported
max. 1x per system

S26361-F3552-E301
S26361-F3552-L301
TPM 2.0 Module SPI
Microsoft Windows Server 2022 only supported
max. 1x per system

OS support matrix:

Operating system for host OS	S26361-F3552-E100 S26361-F3552-L100	S26361-F3552-E301 S26361-F3552-L301
Windows Server 2022	-	supported
Windows Server 2019	supported	supported
Windows Server 2016	supported	supported
Red Hat Enterprise Linux 8	supported	supported
Red Hat Enterprise Linux 7	supported	supported
SUSE Linux Enterprise Server 15	-	-
SUSE Linux Enterprise Server 12	-	-
VMware ESXi 7.0	supported	supported
VMware ESXi 6.7	supported	supported
VMware ESXi 6.5	-	-

Support OS may vary by system.

S26361-F3552-E100/L100 will be EOL at end-Sep 2022.

S26361-F3552-E301/L301 will be an alternative because they have extended the support OS like the table on the left and they are backward compatible with S26361-F3552-E100/L100.

S26361-F3552-E101
Trusted Platform Module 1.2
max. 1x per system

Your server is ready

Date of change	Configurator revision	Folder / order code / desc	What has been changed / comment	Name
25.03.2024	1.30	others	revised the description about iRMC MicroSD card	Yuichi Sugiyama
16.02.2024	1.29	others	added the iRMC MicroSD card option for eLCM	Yuichi Sugiyama
04.08.2023	1.28	HD_SSD	added the Kioxia CM6 series as PCIe-SSD	Yuichi Sugiyama
2022/10/26	1.27	HD_SSD	revised the order codes *S26361-F5820/F5821-	Yuichi Sugiyama
22.08.2022	1.26	others	updated Notes for TPM2.0	Tatsuya Sudou
29.07.2022	1.25	RAID	corrected Note for mixed configurations	Tatsuya Sudou
26.07.2022	1.24	RAID, backup	restored PSAS/PRAID CP4xx (F3842), PRAID EP4xx (F5243)	Tatsuya Sudou
16.06.2022	1.23	change_history	Introduce this history table with a new style	
26.04.2022		others	updated Notes for TPM2.0	Yuichi Sugiyama
14.04.2022		HD_SSD	added new order codes for SSD SATA "PM893/PM897"	Yuichi Sugiyama
01.03.2022		backup	removed PSAS CP400i, LTO6 due to EOL	Yuichi Sugiyama
01.03.2022		RAID	updated Note for PSAS CP 2100-8i	Yuichi Sugiyama
14.02.2022		PSU	Changed the comment.	Yuichi Sugiyama
10.02.2022		RAID	removed PSAS/PRAID CP4xx(F3842/F3845), PRAID EP4xx(F5243) due to EOL	Yuichi Sugiyama
23.12.2021		RAID	removed exclusion b/w PRAID CP500i and EP540e	Yuichi Sugiyama
15.12.2021		RAID	updated Notes for PRAID CP500i	Yuichi Sugiyama
14.12.2021		LAN	Released I210-T1(Retail) and X710-T2L(Retail)	Yuichi Sugiyama
08.11.2021		RAID / S26361-F5888-	added PSAS CP 2100-8i	Yuichi Sugiyama
26.10.2021		HD_SSD	removed the description "as soon as available"	Yuichi Sugiyama
15.10.2021		LAN	Added I210-T1(Retail) and X710-T2L(Retail)	Yuichi Sugiyama
11.10.2021		others	added Notes for TPM2.0	Yuichi Sugiyama
30.09.2021		RAID	added Notes for PRAID CP500i	Yuichi Sugiyama
15.09.2021		others / S26361-F3552-E301/L301	added TPM2.0 for WS2022	Yuichi Sugiyama
09.09.2021		backup / S26361-F5792-	added PSAS CP503i for LTO	Yuichi Sugiyama
09.09.2021		RAID / S26361-F5791/F5792/F5793-	added PRAID CP500i, PSAS CP503i and CP500e	Yuichi Sugiyama
03.09.2021		HD_SSD	Added the HDD BC-SATA/SAS 18TB	Yuichi Sugiyama
29.07.2021		HD_cage	correct RAID configuration on TX2550 M5 Tower/Rack, 24x2.5"	
			correct Base Unit P/N	
14.07.2021		HD_cage	Remove the comment for S26361-F4047-E22/L21 in S26361-K1683-V232/S26361-K1683-V432	
			Corrected the comment for S26361-F4047-E31/L31	
24.06.2021		HD_cage	added the comment for S26361-F4047-E31/L31	
12.11.2020		HD_SSD	added the SSD SAS Seagate Nytro3x32 series	
25.09.2020		backup	add LTO8 tape drive, remove LTO5 tape drive	
			add RDX Cartridge 4TB, remove RDX Cartridge 3TB	
07.09.2020		HD_SSD	updated the description about supported M.2 Module of PDUJAL CP200	
07.08.2020		HD_SSD	add the new drives for SSD SATA(Micron5300/PM883) and HDD BC-SATA/SAS 16TB	
29.07.2020		CPU/Energy Star	add remark on CPU and modify Energy Star limitation	
21.07.2020		all	correct to M5 from M4	
17.07.2020		Energy Star	Add Energy Star sheet / order code	
16.07.2020		all	Adjust print width only.	
29.05.2020		PSU	removed Made in Germany sticker	
26.03.2020		PSU	added region kit china	
24.03.2020		others	M4Y removed	
10.03.2020		ErP Lot9	updated ErP Lot9 restriction	
02.03.2020		ErP Lot9	added ErP Lot9 restriction in new sheet ErP Lot9	
04.02.2020		FC	Changed listing order	
03.02.2020		CPU	Added Cascade Lake-SP Refresh SKUs	
28.01.2020		HD_SSD / Dual M.2	added 480GB as supported M.2 Modules	
08.11.2019		PSU / T26139-Y1751-E10	removed power cable	
			New USB memory stick accessory device	
07.11.2019		S26391-F6048-L464	64GB, No longer 32GB.	
19.09.2019		CPU	Added Xeon Gold 5218B SKU	
12.12.2018		PRIMERGY TX2550 M5	FIRST DRAFT RELEASE	
12.12.2018		Description	Update to M5	
18.12.2018		RAM	minor update on description	
10.01.2019		HD_SSD	Updated SD_HDD	
04.02.2019		HD_SSD	added the description about Supplier/ModelName of SSD	
04.02.2019		HD_SSD	removed the description as "as soon as available" because of available when this system is released	
04.02.2019		RAID	removed PRAID EP420e, as EP540e is available	
12.02.2019		HD_SSD / S26361-F3907	added the exclusion for HDD SATA 2.5" 7.2K 512e and PRAID EP5x0i	
25.02.2019		RAM	AEP configuration update	
01.03.2019		HD_SSD / S26361-F5737	added	
06.03.2019		RAM	Added Memory Packages for easy AEP configuration	
07.03.2019		HD_SSD / S26361-F5571	added	
11.03.2019		RAM	Updated modes within released DCPMM configurations	
18.04.2019		LAN, FC	First review Ethernet and Fibre Channel adapters	
14.05.2019		CPU	Added missing Xeon Gold 6244 SKU	
17.07.2019		LAN	S26361-F4053-E703, -L703 Transceiver 40G added	Ulrich Lösch
26.07.2019		HD_SSD / S26361-F5571	removed the description as "as soon as available"	
26.07.2019		HD_SSD / S26361-F5737	removed the description as "as soon as available"	
13.09.2019		HD_cage	on-board RAID updated	
06.12.2019		HD_SSD	updated the description about Hard Disk Sector Format Information	