

The PRIMERGY TX1320 M2 Server is available in 2 versions:

**Start**

choose base unit

- Easy change base unit for 2x 3.5" non hot plug HDD
- or hot plug base base unit for 4x 2.5" hot plug HDD

choose backup or HDD extension box

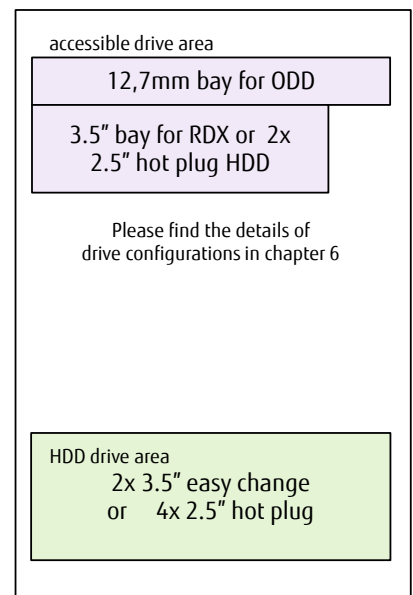
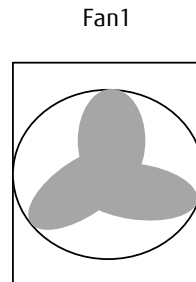
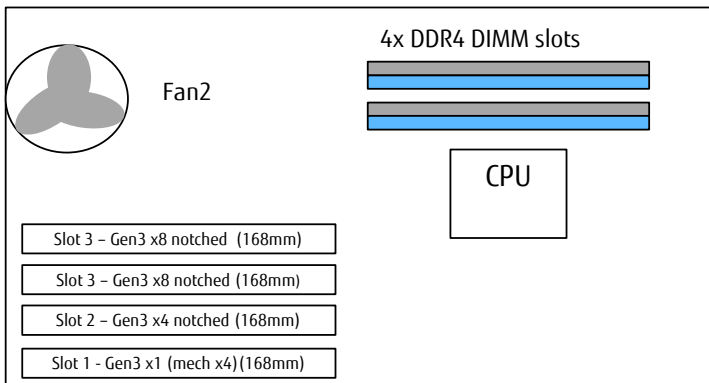
- Independent from the base unit you can configure an RDX backup drive
- In the hot plug base unit you can configure an 2x 2.5" hot plug HDD extension box instead of RDX

choose optical drive

- Select 12,7mm SATA DVD or Blu-Ray drive

Please find all details, possible and released configurations in the chapter 6 - "HD\_cage"

Std. PSU



PRIMERGY TX1320 M2  
small form factor  
Tower server



Chapter	Folder	Content
	Cover	List of content, Instructions for usage of this configurator, abbreviations
	Description	System Description for easier understanding
1	Base	describes base unit of TX1320 M2
2		describes rack mount kits and services
3	CPU	Order code and Infos of processors
4	RAM	DDR4 System memory (RAM) and memory modes
5	GFX	Graphics-, Grid-cards, GPU and Xeon Co processors
6	HD_cage	HDD cage kits
7	RAID	SAS / RAID Controller and components
8	ODD	optical disk drives (DVD, DVD-rw, Blu ray)
9	Backup	RDX drive
10	HD_SSD	Storage drives - SAS/SATA SSD & HDD
11	LAN_FC_IB	LAN Components
12		Fibre Channel Controller (n.a. for TX1320 M2)
13		Infiniband Controller (n.a. for TX1320 M2)
14	PSU	Power supply units, power cables, country specific opt.
15	USB_devices	Keyboards, Mice, USB devices
16	others	System Management, ATD, RS232 port, TPM module

# Instructions

This document contains basic product and configuration information that supports you in more complicated configurations.

In any case we recommend to use the PC-/SystemArchitect to make sure, that you configure a valid system.

This System configurator is divided into several chapters. They are identical to the current price list and PC-/SystemArchitect.

Please follow this document step by step from the top to the bottom.

## Chapter xx - description of chapter

Text fields with grey color offer extra information for related topics (e.g prerequisites, technical back ground, configuration rules, limitations, ...)

<b>S26361-F4610-E2</b>
<b>S26361-F4610-L3</b>
PLAN 2x1Gb Ethern. Controller
i350-T2 chip (based on Intel Powerville) offers 2x1Gb RJ45 connectors
PCIe Gen2 x4 full height card
max. 6x per system

<-- order code E-part (bold) --

<-- order code L-part (bold)

<-- "name" of this part

<--description of this part, in same cases as well description of content

<--requires a free PCIe slot --> means total amount of PCIe slots reduced

<--indicates how often this part can be configured in the related Server

### For further information see:

Link to datasheet:

[http:// xxx](http://xxx)

[http://ts.fujitsu.com/products/standard\\_servers/index.html](http://ts.fujitsu.com/products/standard_servers/index.html)

(internet)

[https://partners.ts.fujitsu.com/com/order-supply/configurators/primergy\\_config/Pages/default.aspx](https://partners.ts.fujitsu.com/com/order-supply/configurators/primergy_config/Pages/default.aspx)

(extranet)

Fujitsu is providing the content of this document with very high accuracy. In case you identify a mistake, we would kindly encourage you to inform us. We kindly ask for understanding, that errors still may occur and that Fujitsu may change this document without notice



**Chapter 1 - base unit**

**Start**

**Base Unit**

For the PRIMERGY TX 1320 M2 you can choose between a version supporting up to 2x 3.5" easy change (non hot plug) HDD or up to 4x 2.5" hot plug HDD.

**HDD Extension Box**

The base unit supporting hot plug HDD may be extended to 6x 2.5" HDD by using the optional HDD extension box.

**Server Management**

iRMC S4 (integrated Remote Management Controller) on-board with dedicated (or shared) 10/100/1000 Service LAN-port and integrated graphics controller. With the integrated onboard indicators and controls You can highlight easily failed components via LEDs. The LEDs can be displayed during service even without mains connection by simply pressing the "indicate CSS" button.

**Platform**

Fujitsu Systemboard D3373 made in Germany based on Chipset Intel® C236  
 > cables for connection to the modular or onboard controllers included  
 > Celeron, Pentium, Core i3 or Xeon E3-1200 v5 series CPUs

**Slots:**

- Slot 4 PCIe-Gen3 x8 (notched) - supports modular RAID functions
- Slot 3 PCIe-Gen3 x8 (notched) - preferred slot for Graphics Card option
- Slot 2 PCIe-Gen3 x4 (notched)
- Slot 1 PCIe-Gen3 x1 (mechanically x4) - may be used for legacy PCI option

**System RAM DDR4-2133 MHz**

4 memory slots for max. 64GB DDR4 RAM.

**LAN**

2x Intel i210 Gigabit Ethernet

**Software**

\* ServerView Suite Software incl. ServerStart, ServerBooks, Management Software and Updates

**Connectivity**

Interfaces at rear side

- 1x RS-232-C (serial, 9 pin)
- 2 LAN RJ45 (1 Gbit)
- 1 service LAN RJ45 (1 Gbit)
- 1x VGA (15 pins)
- 2x USB 3.0 & 4x USB 2.0 no USB wakeup

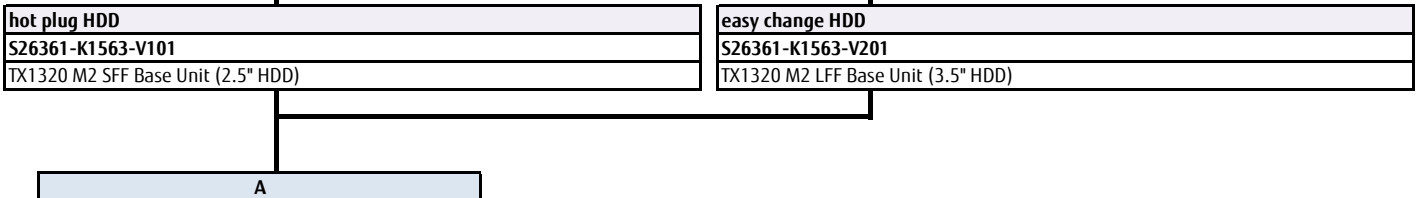
Interfaces at front

- 2x USB 3.0 no USB wakeup

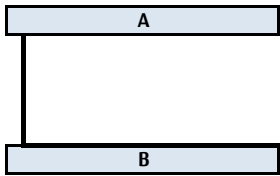
Interfaces internal

- 1x internal USB 3.0 connectors for backup devices
- 1x UFM
- 1x SATA 6G (with SATA DOM support)
- 1x SATA 6G (with SATA DOM or SATA ODD support)
- (4x SATA 6G)

1x Mini SAS/SATA

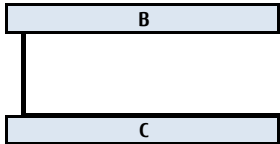


**Chapter 2 - Rack architecture**



Rackmount not supported by TX1320 M2

**Chapter 3 - Options for Base Unit**



no Base Unit Options available for TX1320 M2

## Chapter 3 - CPU

B

One of following CPU's has to be selected  
for an orderable basic unit

<b>Celeron (Skylake)</b>	
64-bit Intel Celeron processor supporting DDR4 @ 2.133MHz	
Celeron G3900 2.8GHz 2C/2T 2MB 2133MHz (51W)	S26361-F3943-E900
<b>Pentium (Skylake-S)</b>	
64-bit Intel Pentium processor supporting DDR4 @ 2.133MHz	
Pentium G4400 3.3GHz 2C/2T 3MB 2133MHz (54W)	S26361-F3944-E400
<b>Core i3 (Skylake-S)</b>	
64-bit Intel Core i3 processor supporting DDR4 @ 2.133MHz	
Core i3-6100 3.7GHz 2C/4T 3MB 2133MHz (51W)	S26361-F3945-E100
<b>Xeon E3-12xx v5 (Skylake-S)</b>	
64-bit Intel Xeon processor supporting DDR4 @ 2.133MHz	
Xeon E3-1220v5 3.0GHz 4C/4T 8MB 2133MHz Turbo (80W)	S26361-F3910-E220
Xeon E3-1225v5 3.3GHz 4C/4T 8MB 2133MHz Turbo (80W)	S26361-F3910-E225
Xeon E3-1230v5 3.4GHz 4C/8T 8MB 2133MHz Turbo (80W)	S26361-F3910-E230
Xeon E3-1240v5 3.5GHz 4C/8T 8MB 2133MHz Turbo (80W)	S26361-F3910-E240
Xeon E3-1270v5 3.6GHz 4C/8T 8MB 2133MHz Turbo (80W)	S26361-F3910-E270
Xeon E3-1280v5 3.7GHz 4C/8T 8MB 2133MHz Turbo (80W)	S26361-F3910-E280
<b>Xeon E3-12xxL v5 (Skylake-S)</b>	
64-bit Intel Xeon processor supporting DDR4 @ 2.133MHz	
Xeon E3-1240Lv5 2.0GHz 4C/8T 8MB 2133MHz Turbo (25W)	S26361-F3911-E240
Xeon E3-1260Lv5 3.2GHz 4C/8T 8MB 2133MHz Turbo (45W)	S26361-F3911-E260

On special release request only

On special release request only

On special release request only

C

**Chapter 4 - DDR4 System memory**

**D**

There are 2 memory banks with 2 DIMM slots each.

**Single channel memory configuration allow maximum flexibility:**  
Additional memory can be configured as single memory modules.

**Dual channel memory configurations for maximum performance:**  
For optimum performance memory has to be configured in pairs of memory modules with identical size.

max. 64GB unbuffered DDR4 RAM for UDIMMs with 16GB moduls @ 2.133 MT/s

**Note\*\*:** Memory is not included in the base unit and has to be configured separately, min 1x.

Unbuffered Memory (UDIMM) with ECC support			
4GB (1x4GB) 1Rx8 DDR4-2133 U ECC	single rank	S26361-F3909-E514	S26361-F3909-L514
8GB (1x8GB) 2Rx8 DDR4-2133 U ECC	Dual rank	S26361-F3909-E515	S26361-F3909-L515
16GB (1x16GB) 2Rx8 DDR4-2133 U ECC	Dual rank	S26361-F3909-E516	S26361-F3909-L516

**E**

On special release request only



**Chapter 5 - Graphics cards**

E

<b>S26361-F2748-E638</b>
<b>S26361-F2748-L638</b>
NVIDIA NVS315
Dual Head operation + professional 2-D or 3D supported by Windows operating systems
1x LFH 59 connector with cable kit for 2x DVI or 2x VGA included
occupies 1x PCIe 3.0 x8 slot
max. 1x per system

F

For deliveries to China with CCC label no graphic card is allowed within the configuration. It can be ordered as loose delivery only!

The high end optional NVIDIA NVS315 graphic card offers dual head operation and fully 3D video support. The cables for either two times DVI or VGA connections are part of the deflivery. Remote Video direction via iRMC must be disabled.

NVS315 needs an notched or an x16 PCIe slot

**Chapter 6 - HD drive cage**

**F**

Definition:  
TX1320 M2 is available in two basic versions:  
1. easy change base unit for 2x 3.5" non hot plug HDD  
2. hot plug base unit for 4x 2.5" hot plug HDD  
  
In case of hot plug base unit you can configure an 2x 2.5" hot plug HDD extension box instead of the RDX backup drive

S26361-F5535-E2
S26361-F5535-L2
HDD extension Box
offers 2x SFF (2,5") hot plug HDD
with back plane
1.6 x 3.5", black bezel
max. 1x per system

1. for hot plug base unit -V101 only
2. RAID controller required

**G**

**Chapter 7 - SAS / RAID Controller**

H

<b>S26361-F3842-E2</b>
<b>S26361-F3842-L502</b>
PSAS CP400i SAS Controller
based on LSI SAS3008
8 ports 3, 6 & 12Gb/s SAS/SATA HDD/SSD
No Cache
RAID 0, 1
requires 1x LP PCIe 3.0 x8
max. 1x for HDD/SSD

<b>S26361-F3842-E1</b>
<b>S26361-F3842-L501</b>
PRAID CP400i RAID Contr.
based on LSI SAS3008
8 ports 3, 6 & 12Gb/s SAS/SATA HDD/SSD
No Cache
RAID 0, 1, 1E, 10, 5, 50
requires 1x LP PCIe 3.0 x8
max. 1x per system

<b>S26361-F5243-E1</b>
<b>S26361-F5243-L1</b>
PRAID EP400i RAID Contr.
based on LSI SAS3108
8 ports 3, 6 & 12Gb/s SAS/SATA HDD/SSD
1GB Cache, opt. TFM, FBU
RAID 0, 1, 1E, 10, 5, 50, 6, 60
requires 1x LP PCIe 3.0 x8
max. 1x per system

<b>S26361-F5243-E2*</b>
<b>S26361-F5243-L2</b>
PRAID EP420i RAID Contr.
based on LSI SAS3108
8 ports 3, 6 & 12Gb/s SAS/SATA HDD/SSD
2GB Cache, opt. TFM, FBU
RAID 0, 1, 1E, 10, 5, 50, 6, 60
requires 1x LP PCIe 3.0 x8
max. 1x per system

\*\* SafeStore (SED) RAID controller  
require SED HDD or SSD devices

<b>*S26361-F5243-E4/L4**</b>
PRAID EP420i for SafeStore
supports HDD Encryption

<b>S26361-F5243-E100</b>
<b>S26361-F5243-L100</b>
TFM module for 1GB Cache
NV-RAM & FBU control logic
max. 1x per controller

<b>S26361-F5243-E200</b>
<b>S26361-F5243-L200</b>
TFM module for 2GB Cache
NV-RAM & FBU control logic
max. 1x per controller

RAID Advanced Software  
free of charge test licence  
available: PRIMERGY-PM

FastPath is free of charge

<b>S26361-F5243-E155</b>
<b>S26361-F5243-L110</b>
FBU option for PRAID EP4xx
Supercap securing the power supply of the RAID controller in case of power failure including cable with 55cm lenght
max. 1x per controller

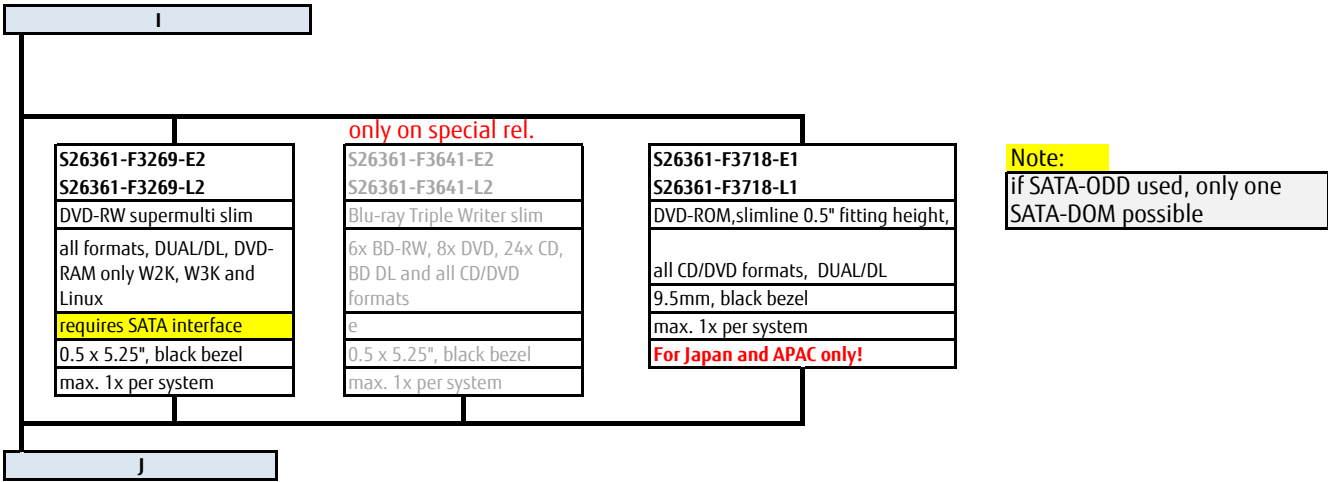
<b>S26361-F5243-E670</b>
<b>S26361-F5243-L670</b>
RAID Advanced SW Option CacheCade
License Activation Key for CacheCade 2.0
max. 1x per controller

The System offers an on board 4-channel SATA 600 RAID 0/1 controller with hot plug support.  
If you want to use SAS harddisks one SAS-Controller is required.  
Mix of ECO SATA with SAS HDDs is not possible

all SAS3.0 RAID Controllers support OOB-RAID including OOB-HDD  
monitoring and require no OOB-HDD cable  
the OOB-HDD cable is automatically equipped for onboard or HBA Controller

I

**Chapter 8 - ODD optical disk drives**



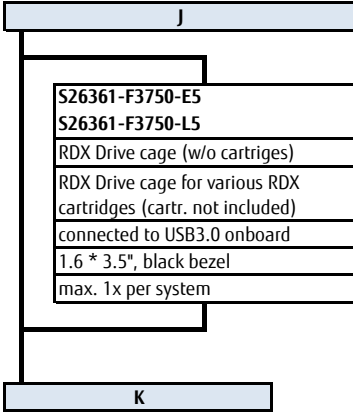
**Chapter 9 - backup drives**

TX1320 M2 is available in two basic versions:

1. easy change base unit for 2x 3.5" non hot plug HDD
2. hot plug base unit for 4x 2.5" hot plug HDD

In any case an RDX backup drive may be configured.

In case of hot plug base unit you can configure an 2x 2.5" hot plug HDD extension box instead of the RDX backup drive (see chapter 6 / HDD\_cage)



RDX cartridges must be ordered separately	
RDX Cartridge 320GB	<b>S26361-F3857-L320</b>
RDX Cartridge 500GB	<b>S26361-F3857-L500</b>
RDX Cartridge 1TB	<b>S26361-F3857-L600</b>
RDX Cartridge 2TB	<b>S26361-F3857-L700</b>
RDX Cartridge 3TB	<b>S26361-F3857-L800</b>

as long as stock last

**Chapter 10 - storage drives**

SAS drives and SATA drives can be mixed, but cannot be used in one logical RAID volume.  
 SAS drives require a dedicated SAS / RAID Controller  
 Hard Disk Sector Format Information  
 512n HDD: 512 byte sectors on the drive media.  
 512e (e=emulation) HDD: 4K physical sectors on the drive media with 512 byte logical configuration.  
 512e HDD Disk Drives: VMware 6.0 or earlier not supported.  
 512n & 512e HDDs can be mixed, but cannot be used in one logical RAID volume.  
 When using SSDs with VMware ESXi, select the SSDs that meet the endurance requirement described in KB2145210 below.  
<https://kb.vmware.com/kb/2145210>  
**HDD Classes:**  
 Economic (ECO) SATA: Entry Class Drives.  
 Business-Critical (BC) -SATA=Nearline SATA Enterprise Drives / 7.2Krpm, SATA 6G.  
 Business-Critical (BC) -SAS Nearline SATA Enterprise Drives / 7.2Krpm, SAS 6G or SAS 12G .  
 Mission-Critical (MC)=SAS 10K and SAS 15K Enterprise Drives with max. performance and reliability.

**Warranty:**  
 SSD and SATA DOM have a built-in Wear-Out indicator. In this case the warranty for such a component, as an exception to the system warranty, is restricted to the time period until the indicator reaches the exhaust level.

**SSD SATA 2.5" (SFF) Enterprise with hot plug/hot replace tray**

capacity	Formfactor	Interface	Category	dwpd (5y)	order code E-part	order code L-part
200GB	2.5" (SFF)	6Gb/s	write intensive	10	S26361-F5590-E200	S26361-F5590-L200
400GB	2.5" (SFF)	6Gb/s	write intensive	10	S26361-F5590-E400	S26361-F5590-L400
240GB	2.5" (SFF)	6Gb/s	Read / Write	3	S26361-F5586-E240	S26361-F5586-L240
480GB	2.5" (SFF)	6Gb/s	Read / Write	3	S26361-F5586-E480	S26361-F5586-L480
960GB	2.5" (SFF)	6Gb/s	Read / Write	3	S26361-F5586-E960	S26361-F5586-L960
1.92TB	2.5" (SFF)	6Gb/s	Read / Write	3	S26361-F5586-E192	S26361-F5586-L192
120GB	2.5" (SFF)	6Gb/s	read intensive	0.3	S26361-F5524-E120	S26361-F5524-L120
800GB	2.5" (SFF)	6Gb/s	read intensive	0.3	S26361-F5524-E800	S26361-F5524-L800
240GB	2.5" (SFF)	6Gb/s	read intensive	1	S26361-F5631-E240	S26361-F5631-L240
480GB	2.5" (SFF)	6Gb/s	read intensive	1	S26361-F5631-E480	S26361-F5631-L480
800GB	2.5" (SFF)	6Gb/s	read intensive	1	S26361-F5631-E800	S26361-F5631-L800
960GB	2.5" (SFF)	6Gb/s	read intensive	1	S26361-F5631-E960	S26361-F5631-L960
1.2TB	2.5" (SFF)	6Gb/s	read intensive	1	S26361-F5631-E120	S26361-F5631-L120
1.6TB	2.5" (SFF)	6Gb/s	read intensive	1	S26361-F5631-E160	S26361-F5631-L160

max. 4x/6x per base unit -V101



Mixed configuration 2.5" HDD SAS 15K with HDD SATA 7.2K not allowed

**HDD SAS 2.5" 15K (SFF) Enterprise performance with hot plug/hot replace tray**

capacity	RPM	Interface	Cache	sector			order code E-part	order code L-part
300GB	15 000	12Gb/s	128MB	512n			S26361-F5567-E530	S26361-F5567-L530
450GB	15 000	12Gb/s	128MB	512n			S26361-F5567-E545	S26361-F5567-L545
600GB	15 000	12Gb/s	128MB	512n			S26361-F5567-E560	S26361-F5567-L560

max. 4x/6x per base unit -V101

**HDD SAS 2.5" 10K (SFF) Enterprise performance with hot plug/hot replace tray**

capacity	RPM	interface	Cache	sector			order code E-part	order code L-part
300GB	10 000	12Gb/s	128MB	512n			S26361-F5551-E130	S26361-F5551-L130
600GB	10 000	12Gb/s	128MB	512n			S26361-F5551-E160	S26361-F5551-L160
900GB	10 000	12Gb/s	128MB	512n			S26361-F5551-E190	S26361-F5551-L190
1.2TB	10 000	12Gb/s	128MB	512n			S26361-F5551-E112	S26361-F5551-L112
600GB	10 000	12Gb/s	128MB	512e			S26361-F5544-E160	S26361-F5544-L160
900GB	10 000	12Gb/s	128MB	512e			S26361-F5544-E190	S26361-F5544-L190
1.2TB	10 000	12Gb/s	128MB	512e			S26361-F5544-E112	S26361-F5544-L112
1.8TB	10 000	12Gb/s	128MB	512e			S26361-F5544-E118	S26361-F5544-L118

max. 4x/6x per base unit -V101



Mixed configuration 2.5" HDD SATA 7.2K with 2.5" HDD SAS 15K not allowed

**HDD SATA 2.5" 7.2K (SFF) Business critical with hot plug/hot replace tray**

capacity	RPM	Interface	Cache	sector			order code E-part	order code L-part
1.0TB	7 200	6Gb/s	64MB	512n			S26361-F3708-E100	S26361-F3708-L100
2.0TB	7 200	6Gb/s	128MB	512n			S26361-F3955-E200	S26361-F3955-L200
1.0TB	7 200	6Gb/s	128MB	512e			S26361-F3906-E100	S26361-F3906-L100
2.0TB	7 200	6Gb/s	128MB	512e			S26361-F3906-E200	S26361-F3906-L200

max. 4x/6x per base unit -V101

L1

L1

HDD SATA 3.5" 7.2K (LFF) ECO with non plug/hot replace tray									
capacity	RPM	Interface	Cache	sector				order code E-part	order code L-part
500GB	7 200	6GBit/s	16MB	512e				S26361-F3952-E500	S26361-F3952-L500
1TB	7 200	6GBit/s	64MB	512e				S26361-F3952-E100	S26361-F3952-L100

max. 2x per base unit -V201

HDD SATA 3.5" 7.2K (LFF) business critical with non plug/hot replace tray									
capacity	RPM	Interface	Cache	sector				order code E-part	order code L-part
500GB	7 200	6GBit/s	64MB	512n				S26361-F3949-E500	S26361-F3949-L500
1TB	7 200	6GBit/s	64MB	512n				S26361-F3949-E100	S26361-F3949-L100
2TB	7 200	6GBit/s	64MB	512n				S26361-F3949-E200	S26361-F3949-L200
4TB	7 200	6GBit/s	64MB	512n				S26361-F3671-E400	S26361-F3671-L400
4TB	7 200	6GBit/s	128MB	512e	not released for Japan/APAC			S26361-F3905-E400	S26361-F3905-L400
6TB	7 200	6GBit/s	128MB	512e				S26361-F3905-E600	S26361-F3905-L600
8TB	7 200	6Gb/s	256MB	512e				S26361-F3905-E800	S26361-F3905-L800
10TB	7 200	6Gb/s	256MB	512e				S26361-F3905-E100	S26361-F3905-L100

max. 2x per base unit -V201

SATA DOM Non volatile storage drive for booting									
capacity	FF	Interface					dwpd (5y)	order code E-part	order code L-part
64GB	DOM	6GBit/s					0.14	S26361-F5618-E64	S26361-F5618-L64
128GB	DOM	6GBit/s					0.13	S26361-F5618-E128	S26361-F5618-L128

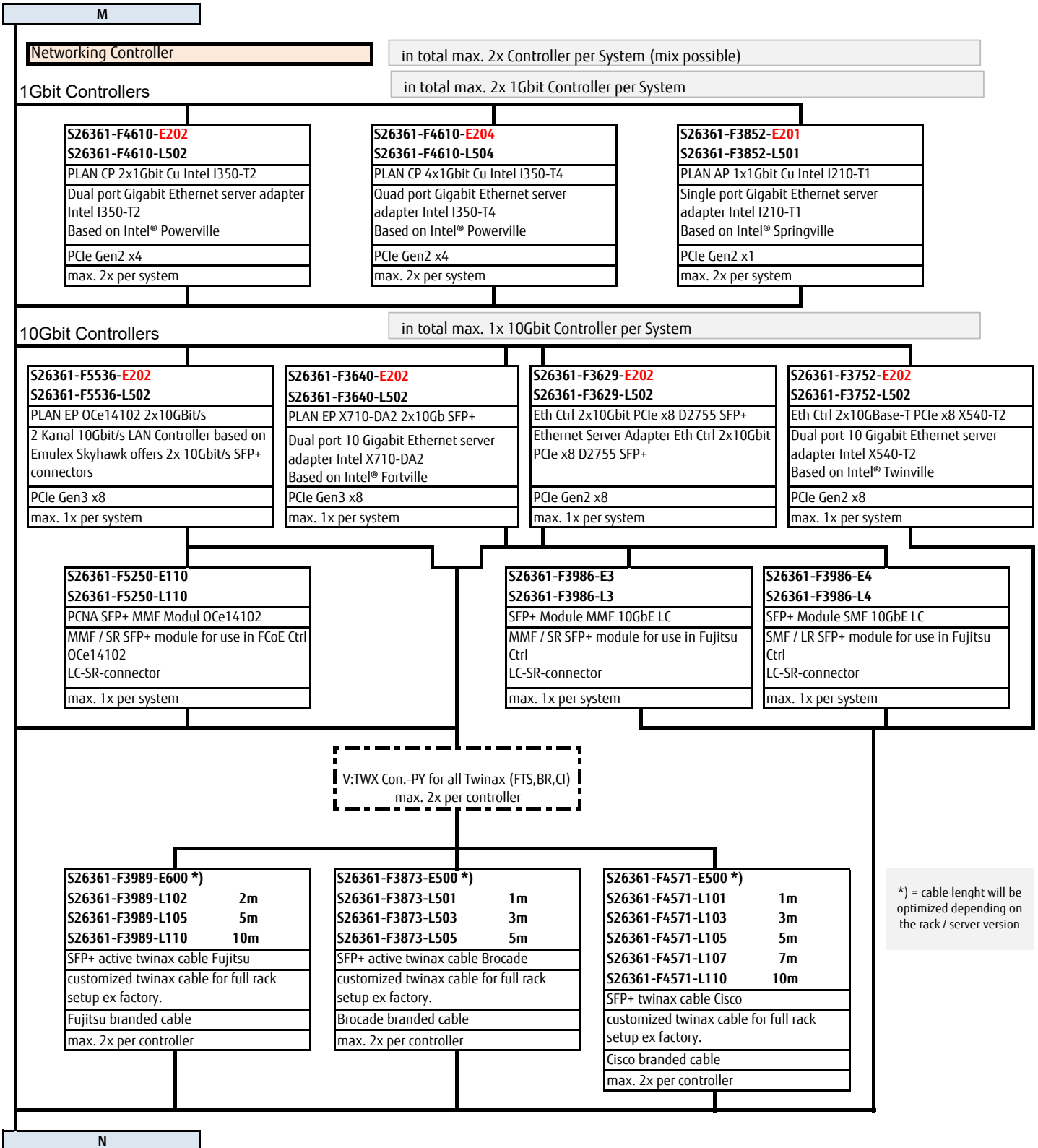
DOM: Disk On Module, requires SATA interface

SATADOM is designed for use as a boot drive with the Endurance Spec. above. VMware is not supported.

max. 2x per Server; only 1x if SATA ODD needed, internal connector located on Motherboard (please see folder "base").

M

**Chapter 11 - LAN Components**



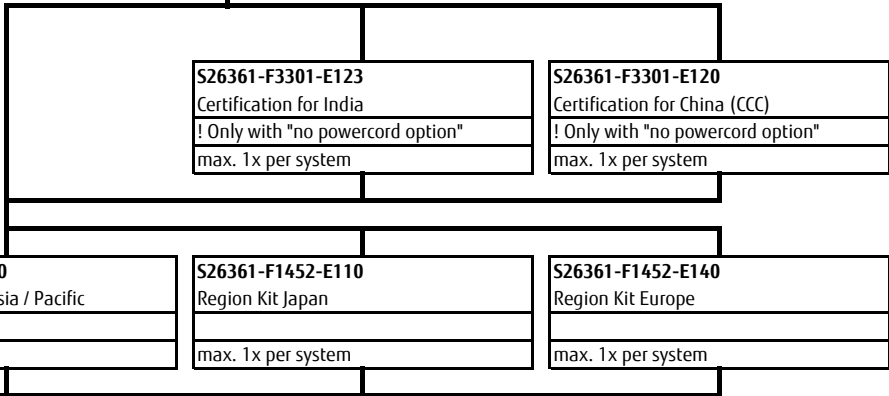


**Chapter 14 - Power supply unit, power cable, country specific options**

N

Power cord option for Tower Server, 1.8m, black (1x per PSU)	
T26139-Y1740-E10	D, A, B, F, NL, FIN, N, S, E, P, RUS, TR
T26139-Y1742-E10	USA, Canada
T26139-Y1743-E10	Switzerland
T26139-Y1744-E10	UK, IR
T26139-Y1745-E10	Italy
T26139-Y1746-E10	Denmark
T26139-Y1757-E10	Taiwan
Power cord option for Tower Server, 2.5m, black (1x per PSU)	
T26139-Y1747-E18	Israel
T26139-Y1751-E10	China
T26139-Y3850-E10	no powercord

Optional power cord, 1.8m, black, for the following countries:	
T26139-Y1740-L10	D, A, B, F, NL, FIN, N, S, E, P, RUS, TR
T26139-Y1742-L10	USA, Canada
T26139-Y1744-L10	UK, IR
T26139-Y1745-L10	Italy
T26139-Y1746-L10	Denmark
T26139-Y1757-L10	Taiwan
Optional power cord, 2.5m, black, for the following countries:	
T26139-Y1747-L18	Israel
T26139-Y1751-L10	China



0

Chapter 15 - Accessories

0

<http://www.fujitsu.com/fts/products/computing/peripheral/accessories/index-facts.html>

**USB Mouse:**

Mouse M520 Black	S26381-K467-E100	S26381-K467-L100
Mouse M520 Grey	S26381-K467-E101	S26381-K467-L101
Mouse M530 Black	n/a	S26381-K468-L100
Mouse M530 Grey	n/a	S26381-K468-L101



**USB sticks (FOR PROJECTS ONLY) - no standard release**

ADATA USB 3.0 Flash Stick UE700 – 32GB		S26391-F6048-L332
ADATA USB 3.0 Flash Stick UE700 – 64GB		S26391-F6048-L364



**USB Keyboards for Tower Servers for following countries:**

USB professional Keyboard KBPC PX ECO	Country version	FUJITSU Keyboard KB521 USB (grey)
	US/ int 105 keys (UK keyboard + US int. Layout)	S26381-K521-E102
S26381-K341-E104	Czech/Slovak	S26381-K521-E104
S26381-K341-E110	US 104 keys (US keyboard + US layout)	S26381-K521-E110
S26381-K341-E120	Germany	S26381-K521-E120
S26381-K341-E122	Germany / Int	S26381-K521-E122
S26381-K341-E140	France	S26381-K521-E140
S26381-K341-E154	Sweden / Finland	S26381-K521-E154
S26381-K341-E165	United Kingdom	S26381-K521-E165
S26381-K341-E170	Switzerland	S26381-K521-E170
S26381-K341-E180	Spain	S26381-K521-E180
S26381-K341-E185	Italy	S26381-K521-E185



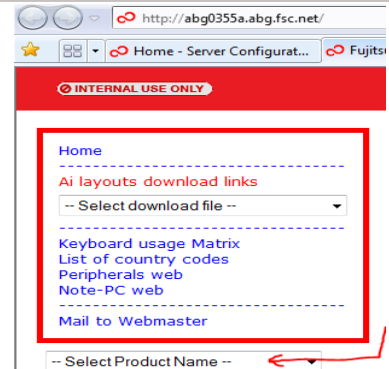
**USB Optical Disc Drive**

External Ultra Slim Portable DVD Writer (Hitachi-LG)	S26341-F103-L142
--	------------------



Please find the layout of all Fujitsu keyboards here:  
<http://abg0355a.abg.fsc.net/>

P



"Desktop"

**Chapter 16 - others**

P

S26361-F1790-E243
S26361-F1790-L244
iRMC S4 advanced pack
integrated remote Management controller activation key for graphical console redirection and remote media redirection
max. 1x per system

S26361-F3776-E101
Cool-safe <sup>®</sup> Advanced Thermal design
enables the PRIMERGY Server to cope with temperatures from 5-40° in operating mode due to extended Fan settings
this setting can be activated ex factory only
max. 1x per system

The ATD feature cannot operate with LTO drives. They will be excluded from configurations with ATD

TPM 2.0 Module supported with Windows Server 2012 and successor. Currently not confirmed for SLES12 SP2 / RHEL 7.2 / ESXi 2016 / XenServer 7.

S26361-F3552-E6
S26361-F3552-L6
TPM Module
TPM module
max. 1x per system

S26361-F3552-E10
S26361-F3552-L12
TPM 2.0 Module
TPM 2.0 module
max. 1x per system

*You would like to add some customer specific solutions?*

--> Please contact our made4you team (<mailto:customer.projects@ts.fujitsu.com>) for more customer specific solutions. E.g. Lifecycle Management, Customer specific Logos, component or BIOS fixes, ....  
--> CUZ fragen, was sie hier gerne reinschreiben würden

**Fujitsu Portfolio**

Build on industry standards, Fujitsu offers a full portfolio of IT hardware and software products, services, solutions and cloud offering, ranging from clients to datacenter solutions and includes the broad stack of Business Solutions, as well as the full stack of Cloud offering. This allows customers to leverage from alternative sourcing and delivery models to increase their business agility and to improve their IT operation's reliability

Your Server is ready

