

PRIMERGY RX2540 M7
2U Rack Server



Chapter	Folder	Content
	Cover	List of content, Instructions for usage of this configurator, abbreviations
1	Description	System Description for easier understanding
2	Base	describes base unit of RX2540 M7
		describes rack mount kits and services
3	CPU	Order code and Infos of Intel® Xeon® Processor Scalable Family CPUs
4	RAM	DDR5 System memory (RAM) and memory modes
5	GFX	Graphics-, Grid-cards, GPU and Xeon Co processors and other graphics options
6	HD_cage	Drive cage and PCIe riser options
7	RAID	SAS / RAID Controller and components
8	ODD	optical disk drives (DVD, DVD-rw, Blu ray)
9	Backup	LTO drives & RDX drive
10	HD_SSD	Storage drives - PCIe SSD - SAS/SATA SSD & HDD
11		LAN Components
12	LAN_FC_IB	Fibre Channel Controller
13		Infiniband Controller
14	PSU	Power supply units, power cables, country specific opt.
15	USB_devices	Keyboards, Mice, USB devices
16	Energy Star	Energy Star limitation
17	Erp Lot9	Erp Lot9 limitation
18	Thermal Rule	Thermal Rule
19	others	System Management, ATD, CTD, RS232 port, TPM module

Instructions

This document contains basic product and configuration information supporting you in more complicated configurations.

In any case we recommend to use the WebArchitect to make sure, that you configure a valid system.

This System configurator is divided into several chapters. They are identical to the current price list and WebArchitect.

Please follow this document step by step from the top to the bottom.

Chapter xx - description of chapter

Text fields with grey color offer extra information for related topics (e.g prerequisites, technical background, configuration rules, limitations, ...)

Conventional order code

S26361-F4610-E2
S26361-F4610-L3
PLAN 2x1Gb Ethern. Controller
i350-T2 chip (based on Intel Powerville) offers 2x1Gb RJ45 connectors
PCIe Gen2 x4 full height card max. 6x per system

<- order code E-part (bold) --
 <- order code L-part (bold)
 <- "name" of this part
 <-description of this part, in same cases as well description of content
 <-requires a free PCIe slot --> means total amount of PCIe slots reduced
 <-indicates how often this part can be configured in the related Server

New order code

PYBVAP05
PY-VAP05
Front VGA connector (15-pin)
Front VGA connector (15-pin) including cable and front connector
Not for 12x3.5", 24x2.5", 64xEDSFF base unit.
max. 1x per system

<- "PYB" order code (bold) for BTO(Built to Order) part
 <- "PY-" order code (bold) for Loose delivery part
 <- "name" of this part
 <-description of this part, in same cases as well description of content
 <- Limitation for this part
 <-indicates how many this part can be configured in the related Server

For further information see:

Link to datasheet:

<https://sp.ts.fujitsu.com/dmsp/Publications/public/ds-py-RX2540M7.pdf>

<https://www.fujitsu.com/fts/products/computing/servers/primergy/index.h>
 (internet)

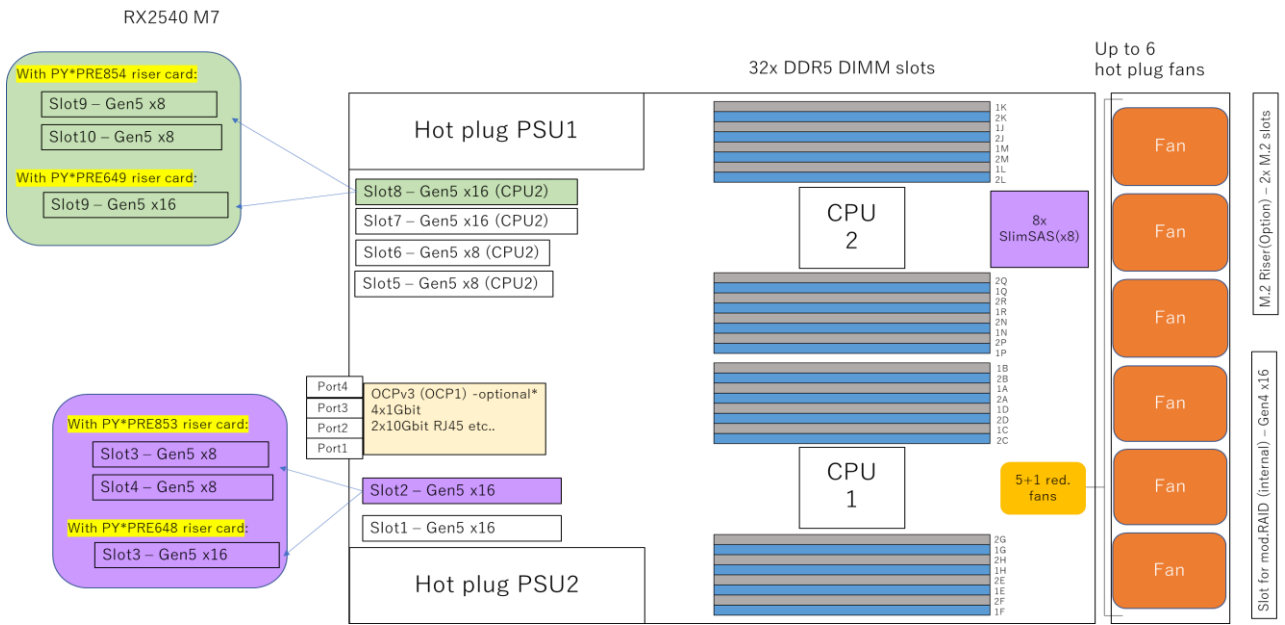
<https://extranet.ts.fujitsu.com/com/tools/configure/server/Pages/default.aspx>
 (extranet)

Fujitsu is providing the content of this document with very high accuracy. In case you identify a mistake, we would kindly encourage you to inform us. We kindly ask for understanding, that errors still may occur and that Fujitsu may change this document without notice

Abbreviations


SAS	Drives, RAID	Serial attached SCSI Device (HDD, SSD, LTO drives); SAS2.0 = 6GBit/s; SAS3.0 = 12GBit/s
SATA	Drives, RAID	Serial ATA (HDD, SSD) current SATA speed = 6GBit/s
HDD	Drives	Hard disk drive (Non volatile storage device), 2.5" (SFF) or 3.5" (LFF)
SSD	Drives	Solid state disk (Non volatile storage device), 2.5" (SFF)
SFF	Drives	small form factor (=2.5")
LFF	Drives	large form factor (=3.5")
CPU	Processor	central processing unit ("processor")
RAID	Drives, RAID	RAID 0 = max speed, RAID 1 = mirroring, RAID 5 = 1 out of x drives is spare
Spaces	OS	Microsoft spaces, optimized in Win2012 R2 offers software RAID and storage tiering
vSAN	OS	
storage tiering	RAID	offers optimized storage allocation (fast area for "hot data"; slower area for "cold data")
hot data	Drives	Data which are currently being processed
cold data	Drives	Data which are currently not processed (only stored)
ODD	Drives	optical disk drive (i.e. DVD-player, DVD-burner, Blu ray player, blu ray burner)
OS	operating system	OS=operating system - required for running, organize and administrating the server
E-Part	"Einbau-Part"	"e.g. S26361-F1234- E 240" ordercode with "E" means it is either integrated into to Server (CPU, Mem. ..) or integrated in the shipping box (Keyboard, Mouse, ..)
L-Part	"Lose Lieferung-Part"	"e.g. S26361-F1234- L 240" ordercode with "L" means, the part will be shipped with extra package, may be as well with extra shipment

PRIMERGY RX2540 M7 schematics of the System board



*For the available options, please see the "Chapter 11".

PRIMERGY RX2540 M7 rear view with 2x PSU, 6x PCIe Slots and OCPv3



PRIMERGY RX2540 M7 front view with drives and operation panel

3.5-inch hot plug SAS/SATA

10x HDDs/SSDs



12x HDDs/SSDs



2.5-inch hot plug SAS/SATA/NVMe

16x HDDs/SSDs



24x HDDs/SSDs



recommended components for RX2540 M7	#
Independant Mode installation	1x
PLAN CP I350-T4 4X 1000BASE-T OCPv3	1x
iRMC advanced pack	1x
embedded Lifecycle Management (eLCM)	1x
Modular PSU 900W Titanium hot plug	2x

Chapter 1 - base unit

Start

Power supply units & cooling

The PRIMERGY RX2540 M7 offers bays for 1x or 2x direct attached hot plug (opt. redundant) power supply units of 500W, 900W, 1600W and 2200W with up to 96% efficiency. The PRIMERGY RX2540 M7 comes equipped with ultimate performance processor heat pipes and 6 high performance hot plug fans (N+1 redundant).

Server Management

iRMC S6 (integrated Remote Management Controller) on-board with dedicated (or shared) 10/100/1000 Service LAN-port and integrated graphics controller. With the integrated onboard indicators and controls you can easily highlight failed components via LEDs. The LEDs can be displayed during service even without mains connection by simply pressing the "indicate CSS" button.

Platform

Fujitsu Systemboard D3983-A with PFR function based on Chipset Intel® C741 (Emmitsburg)

> 4 serial UPI(Intel® Ultra Path Interconnect)links

> Up to two Intel® Xeon® Processor Scalable Family CPUs (Sapphire Rapids)

Slots: per default, 7 PCIe slots are on board - please see schematics in "Description"

> 2 PCIe slots low profile, 198 mm length @ first CPU:

Internal RAID slot PCIe-Gen4 x16 - only for modular RAID/SAS controller

Slot 1 PCIe-Gen5 x16

Slot 2 PCIe-Gen5 x16

> 4 PCIe slot low profile, 198 mm length @ second CPU:

Slot 5 PCIe-Gen5 x8

Slot 6 PCIe-Gen5 x8

Slot 7 PCIe-Gen5 x16

Slot 8 PCIe-Gen5 x16

Maximum 8 PCI slots are possible with PCIe riser card options (4x full height, please see below)

System RAM up to DDR5-4800 MHz

8TB memory with 32x DDR5 RDIMMs (16 per CPU)

Memory speed depends on CPU and configuration, please see folder "CPU" and "RAM" for further details.

LAN

1x1Gbit/s (RJ45) on Motherboard - optional OCPv3 cards are available.

Software

* ServerView Suite Software option

Connectivity

Interfaces at rear side

- 1 service LAN RJ45 (1 Gbit)
- 1x RJ45 with integrated LEDs for fixed onboard 1Gb LAN
- 1x VGA (15 pins)
- 2x USB 3.0 UHCI
- 1x serial 16550 interface
- Slot for interface OCPv3 cards up to 4 LAN ports

Interfaces at front

- 2x USB 3.0 on COP(Common Operation Panel)
- for base units with less HDD: front VGA option

Interfaces internal

- 1x USB 3.0
- 2x M.2
- 2x 4" SATA 6G

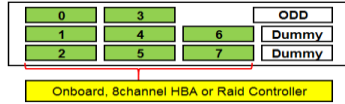
SAS/SATA SAS/SATA/PCIe combi PCIe

Rack version for 19" racks with 2 height units
 No PSU included in base unit
 Basic unit is without CPU and Memory
 For an orderable basic unit first CPU and one memory = first memory has to be selected

Basic units LFF with
 10x 3.5" bays **PYR2547R3N**

Without SAS expander
 No Rear Bay option possible!

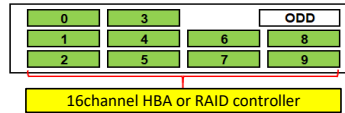
[Thermal Restriction]
 Refer to Thermal Rule



Front
Type 1-1: Onboard SATA
Type 1-2: PRAID CP500i / CP600i * / EP520i / EP640i or PSAS CP 2100-8i or PRAID EP 3252-8i / EP 3254-8i (in internal RAID slot)
 *: will be available in 2024/10

No Rear Bay option

! Cable kit for Onboard SATA PYBCBT013
! Cable kit for 8ch RAID/HBA controller PYBCBS103



Front
Type 1-3: PSAS CP600i or PRAID EP540i / EP580i / EP680i / EP740i * or PSAS CP 2200-16i or PRAID EP 3258-16i (in internal RAID slot)
 *: will be available in 2025/01

No Rear Bay option

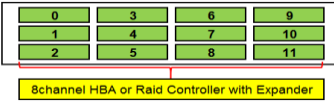
! Cable Kit for 16ch RAID/HBA controller PYBCBS104

Please select one of " ! " options with PYR2547R3N, according to your configuration.

12x 3.5" bays **PYR2547RAN**

Including SAS expander
 4x rear SFF option
 2x rear SFF option (required 4x rear SFF option)

[Thermal Restriction]
 Refer to Thermal Rule

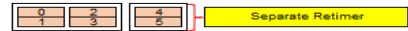


Front
Type 2-5: PRAID CP500i / CP600i * / EP520i / EP640i or PSAS CP 2100-8i or PRAID EP 3252-8i / EP 3254-8i (in internal RAID slot)
 *: will be available in 2024/10

Rear Bay option



Type 2-6: 4x, 2x SAS/SATA:
 Same controller as Front via Expander

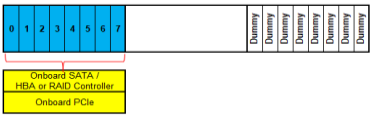
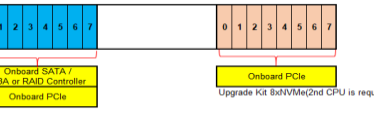

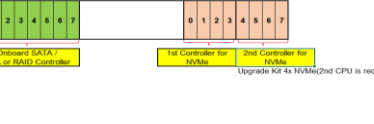


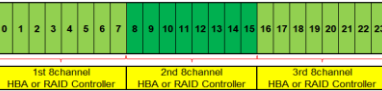
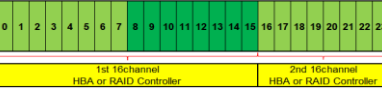
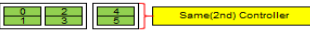

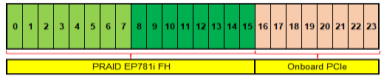
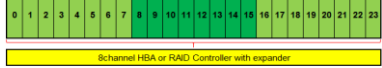
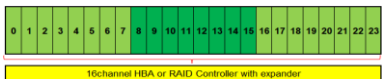
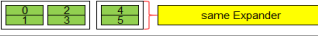
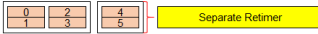
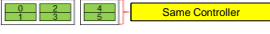
Type 2-7: 4x, 2x NVMe: Max 2x Separate Retimer (in PCIe slot 8, 2)
 2nd CPU is required for Rear NVMe bay

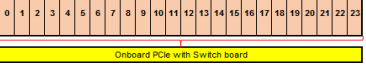

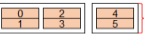


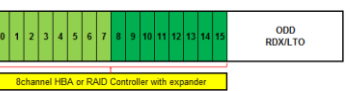
Type 2-8: 4x NVMe:
 Separate PRAID EP680i NVMe / EP740i NVMe * or PSAS CP 2200-16i NVMe or PRAID EP 3258-16i NVMe (in PCIe slot 6)
 2nd CPU is required for Rear NVMe bay
 *: will be available in 2025/01

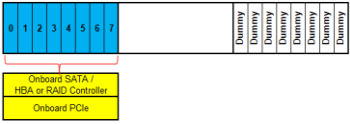
<p>Basic units SFF with 16x 2.5" bays w/o expander</p> <p>Without SAS expander 4x rear SFF option</p> <p>[Thermal Restriction] Refer to Thermal Rule</p>	<p>PYR2547R2N Upgrade kit for Front bays (Default Configuration)</p> <div style="display: flex; justify-content: space-between;"> <div style="width: 45%;"> <p>! Cable kit for Onboard SATA PYBCBT013</p> <p>Onboard</p> </div> <div style="width: 45%;"> <p>Front Type 3-1: Onboard SATA</p> <p>Rear Bay option</p> <table border="1" style="font-size: small;"> <tr><td>0</td><td>2</td></tr> <tr><td>1</td><td>3</td></tr> </table> <p>Separate Controller for NVMe</p> <p>Type 3-5: 4x NVMe: Separate PRAID EP680i NVMe / EP740i NVMe * or PSAS CP 2200-16i NVMe or PRAID EP 3258-16i NVMe (in PCIe slot 6) 2nd CPU is required for Rear NVMe bay *: will be available in 2025/01</p> </div> </div> <div style="display: flex; justify-content: space-between; margin-top: 10px;"> <div style="width: 45%;"> <p>! Cable kit for 8ch RAID/HBA controller PYBCBS103</p> <p>8channel HBA or RAID Controller</p> </div> <div style="width: 45%;"> <p>Front Type 3-2: PRAID CP500i / CP600i * / EP520i / EP640i or PSAS CP 2100-8i or PRAID EP 3252-8i / EP 3254-8i (in internal RAID slot) *: will be available in 2024/10</p> </div> </div> <div style="display: flex; justify-content: space-between; margin-top: 10px;"> <div style="width: 45%;"> <p>! Cable Kit for 16ch RAID/HBA controller PYBCBS104</p> <p>16channel HBA or RAID controller</p> </div> <div style="width: 45%;"> <p>Front Type 3-3: PSAS CP600i or PRAID EP540i / EP580i / EP680i / EP740i * or PSAS CP 2200-16i or PRAID EP 3258-16i (in internal RAID slot) *: will be available in 2025/01</p> <p>Rear Bay option</p> <table border="1" style="font-size: small;"> <tr><td>0</td><td>2</td></tr> <tr><td>1</td><td>3</td></tr> </table> <p>Separate Controller for NVMe</p> <p>Type 3-9: 4x NVMe: Separate PRAID EP680i NVMe / EP740i NVMe * or PSAS CP 2200-16i NVMe or PRAID EP 3258-16i NVMe (in PCIe slot 6) 2nd CPU is required for Rear NVMe bay *: will be available in 2025/01</p> </div> </div> <p style="text-align: center;">! Upgrade kit for dual RAID SAS/SATA HDD/SSD PYBCBS092</p> <div style="display: flex; justify-content: space-between;"> <div style="width: 45%;"> <p>! Upgrade kit for dual RAID SAS/SATA HDD/SSD PYBCBS092</p> <p>8channel HBA or RAID Controller</p> </div> <div style="width: 45%;"> <p>Front Type 3-4: 2x PRAID CP500i / CP600i * / EP520i / EP640i or 2x PSAS CP 2100-8i or 2x PRAID EP 3252-8i / EP 3254-8i (in internal RAID slot, PCIe slot 1) No mixed cards *: will be available in 2024/10</p> </div> </div> <p style="text-align: center;">Please select one of " ! " options with PYR2547R2N, according to your configuration.</p>	0	2	1	3	0	2	1	3
0	2								
1	3								
0	2								
1	3								
<p>16x 2.5" bays w/ expander</p> <p>Including SAS expander</p> <p>[Thermal Restriction] Refer to Thermal Rule</p>	<p>PYR2547RBN Upgrade kit for Front bays (Default Configuration)</p> <div style="display: flex; justify-content: space-between;"> <div style="width: 45%;"> <p>! Upgrade kit for Front bays (Default Configuration)</p> <p>8channel HBA or RAID Controller with expander</p> </div> <div style="width: 45%;"> <p>Front Type 3-11: PRAID CP500i / CP600i * / EP520i / EP640i or PSAS CP 2100-8i or PRAID EP 3252-8i / EP 3254-8i (in internal RAID slot) *: will be available in 2024/10</p> </div> </div>								

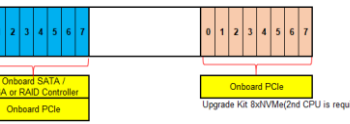
<p>8x 2.5" SAS/SATA/NVMe mixed + 8x NVMe PYR2547RCN (Default Configuration)</p> <p>Without SAS expander</p> <p>[Thermal Restriction] Refer to Thermal Rule</p>	 <p>Front 8x2.5" SAS/SATA/NVMe mixed</p> <p>Type 6-1: Onboard SATA + Onboard PCIe Type 6-2: PRAID CP500i / CP600i * / EP520i / EP640i or PSAS CP 2100-8i or PRAID EP 3252-8i / EP 3254-8i (in PCIe slot 1) + Onboard PCIe</p> <p>*: will be available in 2024/10</p> <p>! Cable kit for Onboard SATA PYBCBT013 ! Cable kit for 8ch RAID/HBA controller PYBCBS103</p> <p>Please select one of " ! " options with PYR2547RCN, according to your configuration.</p> <p>Upgrade kit 8x NVMe PYBBA28P8</p>  <p>Front 8x2.5" SAS/SATA/NVMe mixed + 8x NVMe</p> <p>Type 6-8: Onboard SATA, Onboard PCIe Type 6-9: PRAID CP500i / CP600i * / EP520i / EP640i or PSAS CP 2100-8i or PRAID EP 3252-8i / EP 3254-8i (in PCIe slot 1), Onboard PCIe</p> <p>2nd CPU is required *: will be available in 2024/10</p> <p>! Cable kit for Onboard SATA PYBCBT013 ! Cable kit for 8ch RAID/HBA controller PYBCBS103</p> <p>Please select one of " ! " options with PYR2547RCN and PYBBA28P8, according to your configuration.</p>
<p>8x 2.5" SAS/SATA + 4x NVMe PYR2547RDN (Default Configuration)</p> <p>Without SAS expander</p> <p>[Thermal Restriction] Refer to Thermal Rule</p>	 <p>Front 8x2.5" SAS/SATA + 4x NVMe</p> <p>Type 6-4: Onboard SATA, PRAID EP680i NVMe / EP740i NVMe * or PSAS CP 2200-16i NVMe or PRAID EP 3258-16i NVMe (in PCIe slot 1) Type 6-5: PRAID CP500i / CP600i ** / EP520i / EP640i or PSAS CP 2100-8i or PRAID EP 3252-8i / EP 3254-8i (in internal RAID slot), PRAID EP680i NVMe / EP740i NVMe * or PSAS CP 2200-16i NVMe or PRAID EP 3258-16i NVMe (in PCIe slot 1)</p> <p>*: will be available in 2025/01 **: will be available in 2024/10</p> <p>! Cable kit for Onboard SATA PYBCBT013 ! Cable kit for 8ch RAID/HBA controller PYBCBS103</p> <p>Please select one of " ! " options with PYR2547RDN, according to your configuration.</p> <p>Upgrade kit 4x NVMe PYBBA24PN</p>  <p>Front 8x2.5" SAS/SATA + 8x NVMe</p> <p>Type 6-6: Onboard SATA, 2x PRAID EP680i NVMe / EP740i NVMe * or 2x PSAS CP 2200-16i NVMe or 2x PRAID EP 3258-16i NVMe (in PCIe slot 1, 6) Type 6-7: PRAID CP500i / CP600i ** / EP520i / EP640i or PSAS CP 2100-8i or PRAID EP 3252-8i / EP 3254-8i (in internal RAID slot), 2x PRAID EP680i NVMe / EP740i NVMe * or 2x PSAS CP 2200-16i NVMe or 2x PRAID EP 3258-16i NVMe (in PCIe slot 1, 6)</p> <p>No mixed 1st and 2nd NVMe card *: will be available in 2025/01 2nd CPU is required **: will be available in 2024/10</p> <p>! Cable kit for Onboard SATA PYBCBT013 ! Cable kit for 8ch RAID/HBA controller PYBCBS103</p> <p>Please select one of " ! " options with PYR2547RDN and PYBBA24PN, according to your configuration.</p>

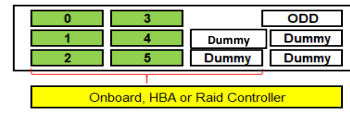
<p>24x 2.5" bays</p> <p>Without SAS expander 4x rear SFF option 2x rear SFF option (required 4x rear SFF option)</p> <p>[Thermal Restriction] Refer to Thermal Rule</p>	<p>PYR2547REN Upgrade kit for Front bays (Default Configuration)</p>  <p>! Cable kit for 8ch RAID/HBA controller PYBCBS103</p>  <p>! Cable kit for 16ch RAID/HBA controller PYBCBS104</p> <p>Front Type 4-1: 3x PRAID CP500i / CP600i * / EP520i / EP640i or 3x PSAS CP 2100-8i or 3x PRAID EP 3252-8i / EP 3254-8i (in internal RAID slot, PCIe slot 1, 5) No mixed cards 2nd CPU is required *: will be available in 2024/10</p> <p>No Rear Bay option</p> <p>Front Type 4-2: 2x PSAS CP600i or 2x PRAID EP540i / EP580i / EP680i / EP740i * or 2x PSAS CP 2200-16i or 2x PRAID EP 3258-16i (in internal RAID slot, PCIe slot 6) No mixed cards 2nd CPU is required *: will be available in 2025/01</p> <p>Rear Bay Option</p>  <p>Type 4-3: 4x, 2x SAS/SATA: Same controller as Front (2nd card)</p>  <p>Type 4-4: 4x, 2x NVMe: Max 2x Separate Retimer (in PCIe slot 8, 2) 2nd CPU is required for Rear NVMe bay</p> <p>Please select one of " ! " options with PYR2547REN, according to your configuration.</p>
<p>24x 2.5" bays high performance RAID</p> <p>Without SAS expander</p> <p>[Thermal Restriction] Refer to Thermal Rule</p> <p>Will be released in 2025.01</p>	<p>PYR2547RFN</p>  <p>Front Type 4-20: PRAID EP781i FH * (in PCIe slot 3), Onboard PCIe Full High PCIe(x16) Riser right is required 2nd CPU is required *: will be available in 2025/01</p>
<p>24x 2.5" bays</p> <p>Including SAS Expander 4x rear SFF option 2x rear SFF option (required 4x rear SFF option)</p> <p>[Thermal Restriction] Refer to Thermal Rule</p>	<p>PYR2547RGN Upgrade kit for Front bays (Default Configuration)</p>  <p>! Cable kit for 8ch RAID/HBA controller PYBCBS103</p>  <p>! Cable kit for 16ch RAID/HBA controller PYBCBS104</p> <p>Front Type 4-12: PRAID CP500i / CP600i * / EP520i / EP640i or PSAS CP 2100-8i or PRAID EP 3252-8i / EP 3254-8i (in internal RAID slot) *: will be available in 2024/10</p> <p>Rear Bay option</p>  <p>Type 4-13: 4x, 2x SAS/SATA: Same controller as Front via expander</p>  <p>Type 4-16: 4x, 2x NVMe: Max 2x Separate Retimer (in PCIe slot 8, 2) 2nd CPU is required for Rear NVMe bay</p> <p>Front Type 4-12: PSAS CP600i or PRAID EP540i / EP580i / EP680i / EP740i * or PSAS CP 2200-16i or PRAID EP 3258-16i (in internal RAID slot) *: will be available in 2025/01</p> <p>Rear Bay option</p>  <p>Type 4-13: 4x, 2x SAS/SATA: Same controller(EP5x0i) as Front via expander</p> <p>Type 4-15: 4x, 2x SAS/SATA: Same controller(except for EP5x0i) as Front</p> <p>Please select one of " ! " options with PYR2547RGN, according to your configuration.</p>

<p>24x 2.5" NVMe bays</p> <p>Onboard PCIe with switch board 4x rear SFF option 2x rear SFF option (required 4x rear SFF option)</p> <p>[Thermal Restriction] Refer to Thermal Rule</p> <p>[Restriction] VMD enable and VROC can't be supported</p>	<p>PYR2547RHN Upgrade kit for Front bays (Default Configuration)</p>  <p>Front Type 5-1: Front NVMe: Onboard PCIe via PCIe SW 2nd CPU is required</p> <p>Rear Bay option</p>  <p>Type 5-2: 4x, 2x SAS/SATA: Separate PRAID CP500i / CP600i * / EP520i / EP640i or PSAS CP 2100-8i or PRAID EP 3252-8i / EP 3254-8i (in PCIe slot 6) *: will be available in 2024/10</p>  <p>Type 5-3: 4x, 2x NVMe: Max 2x Separate Retimer (in PCIe slot 8, 2)</p>
--	---

<p>Basic units for best graphics applications</p>	
<p>16x 2.5" bays w/ expander for graphics</p> <p>Including SAS expander Including GFX/GPU Mounting Kit right for 1st GPU card</p> <p>[Thermal Restriction] Refer to Thermal Rule</p>	<p>PYR2547RJN</p>  <p>Front Type 3-11: PRAID CP500i / CP600i * / EP520i / EP640i or PSAS CP 2100-8i or PRAID EP 3252-8i / EP 3254-8i (in internal RAID slot) *: will be available in 2024/10</p>

<p>8x 2.5" SAS/SATA/NVMe mixed for graphics</p> <p>Without SAS expander Including GFX/GPU Mounting Kit right for 1st GPU card</p> <p>[Thermal Restriction] Refer to Thermal Rule</p>	<p>PYR2547RKN (Default Configuration)</p>  <p>Front 8x2.5" SAS/SATA/NVMe mixed Type 6-1: Onboard SATA + Onboard PCIe Type 6-2: PRAID CP500i / CP600i * / EP520i / EP640i or PSAS CP 2100-8i or PRAID EP 3252-8i / EP 3254-8i (in PCIe slot 1) + Onboard PCIe *: will be available in 2024/10</p> <p>! Cable kit for Onboard SATA PYBCBT013 ! Cable kit for 8ch RAID/HBA controller PYBCBS103</p> <p>Please select one of " ! " options with PYR2547RKN, according to your configuration.</p>
--	---

<p>8x 2.5" SAS/SATA/NVMe mixed for graphics</p> <p>Without SAS expander Including GFX/GPU Mounting Kit right for 1st GPU card</p> <p>[Thermal Restriction] Refer to Thermal Rule</p>	<p>PYR2547RKN Upgrade kit 8x NVMe</p>  <p>Front 8x2.5" SAS/SATA/NVMe mixed + 8x NVMe Type 6-8: Onboard SATA, Onboard PCIe Type 6-9: PRAID CP500i / CP600i * / EP520i / EP640i or PSAS CP 2100-8i or PRAID EP 3252-8i / EP 3254-8i (in PCIe slot 1), Onboard PCIe 2nd CPU is required *: will be available in 2024/10</p> <p>! Cable kit for Onboard SATA PYBCBT013 ! Cable kit for 8ch RAID/HBA controller PYBCBS103</p> <p>Please select one of " ! " options with PYR2547RKN and PYBBA28P8, according to your configuration.</p>
--	---

<p>6x 3.5" bays for graphics</p> <p>Without SAS expander Including GFX/GPU Mounting Kit right for 1st GPU card</p> <p>[Thermal Restriction] Refer to Thermal Rule</p>	<p>PYR2547RLN</p>  <p>Front Type 1-1: Onboard SATA Type 1-2: PRAID CP500i / CP600i * / EP520i / EP640i or PSAS CP 2100-8i or PRAID EP 3252-8i / EP 3254-8i (in internal RAID slot) *: will be available in 2024/10</p> <p>! Cable kit for Onboard SATA PYBCBT013 ! Cable kit for 8ch RAID/HBA controller PYBCBS103</p> <p>Please select one of " ! " options with PPR2547RLN, according to your configuration.</p>
---	---

Standard Rear
Default


No possible together with right/left side riser.

Upgrade kit of Rear 4x 2.5" bays for SAS/SATA HDD/SSD
PYBBA24SE
max 1x for system
Base Unit: PYR2547RAN PYR2547REN PYR2547RGN PYR2547RHN
Thermal restriction: refer to Thermal Rule
Includes all necessary cage, backplane and cables

Upgrade kit of Rear 4x 2.5" bays for PCIe SSD
PYBBA24PL
max 1x for system
Base Unit: PYR2547RAN PYR2547REN PYR2547RGN PYR2547RHN PYR2547R2N
1x EPxxxI NVMe or 1x Retimer is required.
Thermal restriction: refer to Thermal Rule
Includes all necessary cage, backplane and cables

Upgrade kit of Rear 2x 2.5" bays for SAS/SATA HDD/SSD
PYBBA24SF PY-BA24SF
max 1x for system
Base Unit: PYR2547RAN PYR2547REN PYR2547RGN PYR2547RHN
Thermal restriction: refer to Thermal Rule
Includes all necessary cage, backplane and cables

Upgrade kit of Rear 2x 2.5" bays for PCIe SSD
PYBBA24PM PY-BA24PM
max 1x for system
Base Unit: PYR2547RAN PYR2547REN PYR2547RGN PYR2547RHN
2nd Retimer is required. No mixed with EPxxxII NVMe.
Thermal restriction: refer to Thermal Rule
Includes all necessary cage, backplane and cables





No possible together with Upgrade kit of Rear 4x/2x 2.5" bays

No possible together with Upgrade kit of Rear 4x/2x 2.5" bays

Full Hight PCIe(x8) Riser right
PYBPRE853
PY-PRE853
PCIe 5.0 x8
provides two full height slots (slot 3 and 4)
max 1x for system in PCIe slot 2
Base Unit: All Base unit
Except for PYR2547RJN/PYR2547RKN /PYR2547RLN

Full Hight PCIe(x16) Riser right
PYBPRE648
PY-PRE648
PCIe 5.0 x16
provides one full height slots (slot 3)
max 1x for system in PCIe slot 2
Base Unit: All Base unit
Except for PYR2547RJN/PYR2547RKN /PYR2547RLN

GFX/GPU Mounting Kit right
PCIe 5.0 x16
provides one full height slots (slot 3)
max 1x for system in PCIe slot 2
Included in PYR2547RKN PYR2547RKN PYR2547RLN

Full Hight PCIe(x8) Riser left
PYBPRE854
PY-PRE854
PCIe 5.0 x8
provides two full height slots (slot 9 and 10)
max 1x for system in PCIe slot 8
Base Unit: All Base unit
Except for PYR2547RJN/PYR2547RKN /PYR2547RLN

Full Hight PCIe(x16) Riser left
PYBPRE649
PY-PRE649
PCIe 5.0 x16
provides one full height slots (slot 9)
max 1x for system in PCIe slot 8
Base Unit: All Base unit
Except for PYR2547RJN/PYR2547RKN /PYR2547RLN

GFX/GPU Mounting Kit left
PYBTKMX0K
PY-TKMX0K
PCIe 5.0 x16
provides one full height slots (slot 9)
max 1x for system in PCIe slot 8
Base Unit: PYR2547RKN PYR2547RKN PYR2547RLN

PRIMECENTER Rack

Chapter 2 - Rack architecture

PRIMECENTER Rack

Rack Architecture		Remark			
No RMK	1x	Only with loose server order	S26361-F2735-E111	n/a	no mounting in rack
Rack Mount Kit	1x	RMK for server w/max. 2U	PYBRR0B	PY-RR0B	precondition
Rack Mount Kit, slide-in rail	1x	Slide-in rail for server w/max. 2U	PYBRRS8S	PY-RRS8S	CMA is not supported.
Rack Cable Arm 2U	1x	Cable mgmt. arm for 2U or higher	PYBRA05	PY-RA05	No possible together with 1600W PSU HVDC.
Rack installation ex works	1x	Rack will be delivered completely premounted and tested ex factory	S26361-F1647-E302	n/a	to be ordered 1x per installed rack server RMK needed

B

Chapter 3 - CPU (A)

B

4th Generation Intel® Xeon® Scalable Processors

There are 2 processor sockets available. Please configure 1 or 2 Processors.
>> All processors have to be the same type.
>> With one processor OCPv3, iRMC, 2x PCIe low profile slots Internal RAID card slot and 16x DIMM slots are available
>> With two processors all 32x DIMM slots, 6x PCIe low profile slots are available.
>> To configure 2nd CPU an additional cooler kit is required.
Xeon Bronze 3508U, Xeon Gold 5512U and Xeon Platinum 8558U and Xeon Platinum 8581V are not allowed to configure 2nd CPU.

CPU Group for Thermal condition
10x3.5"
12x3.5"
16x2.5"
24x2.5"

Available DIMM Type		
DDR5-4800	DDR5-5600	
16GB	16GB	96GB
32GB	32GB	
64GB	64GB	
128GB	128GB	
256GB	256GB	

Xeon Processor	SKU	Configuration	Thermal Group
Xeon Bronze 34xx - Mainline, 1 socket configuration only	(BTO)	(Loose delivery)	
64-bit Intel Xeon processor supporting HT*, DDR5 @ 4000 MT/s			
Xeon Bronze 3408U 8C 1.8GHz 125W	PYBCP65XR	-	A
Xeon Silver 44xx - Mainline, 2 socket scalability	(BTO)	(Loose delivery)	
64-bit Intel Xeon processor supporting HT*, DDR5 @ 4000 MT/s & UPI Bus (2UPI) @ 16 GT/s			
Xeon Silver 4410Y 12C 2.0GHz 150W Speed Select Technology	PYBCP66XG	PY-CP66XG	A
Xeon Silver 4416+ 20C 2.0GHz 185W	PYBCP66XH	PY-CP66XH	B
Xeon Gold 54xx - Mainline/Performance Optimized, 1 socket configuration only	(BTO)	(Loose delivery)	
64-bit Intel Xeon processor supporting HT*, DDR5 @ 4000 MT/s			
Xeon Gold 5412U 24C 2.1GHz 185W	PYBCP65XS	-	B
Xeon Gold 54xx - Mainline/Performance Optimized, 2 socket scalability	(BTO)	(Loose delivery)	
64-bit Intel Xeon processor supporting HT*, DDR5 @ 4000 MT/s & UPI Bus (3UPI) @ 16 GT/s			
Xeon Gold 5415+ 8C 2.9GHz 150W	PYBCP65XT	PY-CP65XT	A
Xeon Gold 5418Y 24C 2.0GHz 185W Speed Select Technology	PYBCP65XW	PY-CP65XW	B
Xeon Gold 5420+ 28C 2.0GHz 205W	PYBCP65XX	PY-CP65XX	B
Xeon Gold 64xx - Mainline/Performance Optimized, 1 socket configuration only	(BTO)	(Loose delivery)	
64-bit Intel Xeon processor supporting HT*, DDR5 @ 4800(1DPC) / 4400(2DPC) MT/s			
Xeon Gold 6414U 32C 2.0GHz 250W	PYBCP65X1	-	C
Xeon Gold 64xx - Mainline/Performance Optimized, 2 socket scalability	(BTO)	(Loose delivery)	
64-bit Intel Xeon processor supporting HT*, DDR5 @ 4800(1DPC) / 4400(2DPC) MT/s & UPI Bus (3UPI) @ 16 GT/s			
Xeon Gold 6426Y 16C 2.5GHz 185W Speed Select Technology	PYBCP66X2	PY-CP66X2	B
Xeon Gold 6430 32C 2.1GHz 270W (DDR5 @ 4400(1DPC/2DPC))	PYBCP65X2	PY-CP65X2	D
Xeon Gold 6434 8C 3.7GHz 195W	PYBCP66X4	PY-CP66X4	D
Xeon Gold 6438Y+ 32C 2.0GHz 205W Speed Select Technology	PYBCP66X8	PY-CP66X8	D
Xeon Gold 6442Y 24C 2.6GHz 225W Speed Select Technology	PYBCP66X9	PY-CP66X9	C
Xeon Gold 6444Y 16C 3.6GHz 270W Speed Select Technology	PYBCP66XA	PY-CP66XA	D
Xeon Gold 6448Y 32C 2.1GHz 225W Speed Select Technology	PYBCP66XC	PY-CP66XC	C
Xeon Platinum 84xx - Mainline/Performance, 2 socket scalability	(BTO)	(Loose delivery)	
64-bit Intel Xeon processor supporting HT*, DDR5 @ 4800(1DPC) / 4400(2DPC) MT/s & UPI Bus (4UPI) @ 16 GT/s			
Xeon Platinum 8462Y+ 32C 2.8GHz 300W Speed Select Technology	PYBCP66XE	PY-CP66XE	D
Xeon Platinum 8452Y 36C 2.0GHz 300W Speed Select Technology	PYBCP65X8	PY-CP65X8	D
Xeon Platinum 8460Y+ 40C 2.0GHz 300W Speed Select Technology	PYBCP65XE	PY-CP65XE	D
Xeon Platinum 8468 48C 2.1GHz 350W	PYBCP65XF	PY-CP65XF	D
Xeon Platinum 8470 52C 2.0GHz 350W	PYBCP65XK	PY-CP65XK	D
Xeon Platinum 8480+ 56C 2.0GHz 350W	PYBCP65XN	PY-CP65XN	D
Xeon Platinum 84xx - IMDB/Analytics Workload Optimized, 8 socket scalability	(BTO)	(Loose delivery)	
64-bit Intel Xeon processor supporting HT*, DDR5 @ 4800(1DPC) / 4400(2DPC) MT/s & UPI Bus (4UPI) @ 16 GT/s			
Xeon Platinum 8490H 60C 1.9GHz 350W	PYBCP65XP	PY-CP65XP	D
Xeon - Cloud Optimized, 2 socket scalability	(BTO)	(Loose delivery)	
64-bit Intel Xeon processor supporting HT*, DDR5 @ 4800(1DPC) / 4400(2DPC) MT/s & UPI Bus (3UPI) @ 16 GT/s			
Xeon Gold 6438M 32C 2.2GHz 205W Speed Select Technology	PYBCP66X6	PY-CP66X6	B
Xeon Platinum 8468V 48C 2.4GHz 330W Speed Select Technology	PYBCP65XJ	PY-CP65XJ	D
Xeon Platinum 8458P 44C 2.7GHz 350W Speed Select Technology	PYBCP65XB	PY-CP65XB	D
Xeon - Network Optimized, 2 socket scalability	(BTO)	(Loose delivery)	
64-bit Intel Xeon processor supporting HT*, DDR5 @ 4800(1DPC) / 4400(2DPC) MT/s & UPI Bus (3UPI) @ 16 GT/s			
Xeon Gold 5418N 24C 1.8GHz 165W (DDR5 @ 4000(1DPC/2DPC)) Speed Select Techn	PYBCP65XV	PY-CP65XV	B
Xeon Gold 6428N 32C 1.8GHz 185W (DDR5 @ 4000(1DPC/2DPC)) Speed Select Techn	PYBCP66X3	PY-CP66X3	B
Xeon Gold 6438N 32C 2.0GHz 205W Speed Select Technology	PYBCP66X7	PY-CP66X7	B
Xeon Platinum 8470N 52C 1.7GHz 300W Speed Select Technology	PYBCP65XL	PY-CP65XL	D
Xeon - Storage & HCI Workload Optimized, 2 socket scalability	(BTO)	(Loose delivery)	
64-bit Intel Xeon processor supporting HT*, DDR5 @ 4800(1DPC) / 4400(2DPC) MT/s & UPI Bus (3UPI) @ 16 GT/s			
Xeon Gold 5416S 16C 2.0GHz 150W (DDR5 @ 4400(1DPC/2DPC)) Speed Select Techn	PYBCP65XU	PY-CP65XU	A
Xeon Gold 6454S 32C 2.2GHz 270W Speed Select Technology	PYBCP65X3	PY-CP65X3	D
Xeon - Long-Life Use (IOT) Workload Optimized, 2 socket scalability	(BTO)	(Loose delivery)	
64-bit Intel Xeon processor supporting HT*, DDR5 @ 4000 MT/s & UPI Bus (2UPI) @ 16 GT/s			
Xeon Silver 4410T 10C 2.7GHz 150W Speed Select Technology	PYBCP66XF	PY-CP66XF	A
Xeon - HBM HPC Workload Optimize, 2 socket scalability, 3UPI	(BTO)	(Loose delivery)	
64-bit Intel Xeon processor supporting HT*, DDR5 @ 4800(1DPC) / 4400(2DPC) MT/s & UPI Bus (3UPI) @ 16 GT/s			
Xeon Max 9462 32C 2.7GHz 350W	PYBCP66XJ	PY-CP66XJ	E
Xeon Max 9460 40C 2.2GHz 350W	PYBCP66XK	PY-CP66XK	E
Xeon - HBM HPC Workload Optimize, 2 socket scalability, 4UPI	(BTO)	(Loose delivery)	
64-bit Intel Xeon processor supporting HT*, DDR5 @ 4800(1DPC) / 4400(2DPC) MT/s & UPI Bus (4UPI) @ 16 GT/s			
Xeon Max 9468 48C 2.1GHz 350W Speed Select Technology	PYBCP66XL	PY-CP66XL	E

For configuring a 2nd CPU, please order the required cooling kit with this order code.

Cooler Kit	SKU	Configuration
Cooling Kit 2nd CPU	S26361-F3849-E100	-
Cooling kit including 2U heat sink for the configuration without GFX/GPU mounting kit	-	PY-TKCP91
Cooling kit including 1U EVAC heatsink for the graphics base unit PYR2547RJN/PYR2547JKN/PYR2547RLN	-	PY-TKCP90
Cooling kit 1U EVAC heatsink and air duct for CPU A (Required for rear Bay with KIOXIA NVMe for 3.5" base unit) EMEA/APAC/FBR only	PYBTKPCA2	-
Cooling kit 1U EVAC heatsink and air duct for CPU B (Required for rear Bay with KIOXIA NVMe for 3.5" base unit) EMEA/APAC/FBR only	PYBTKPCA3	-

C

Chapter 4 - DDR5 System memory

C

Each CPU offers 16 Slots for DDR5 Memory Modules organised in 2 Banks and 8 Channels with 4 Memory Controllers (2 Channels each).
If you need more than 16 Slots you have to configure 2nd CPU.
Depending on the amount of memory configured you can decide Normal Memory RAS mode or Mirroring Memory RAS Mode.

There are different kinds of DDR5 Memory Modules available: RDIMM x4, RDIMM x8 and RDIMM 3DS x4
Mix of these different kind of memories is not allowed.

Supported memory capacities per CPU:
Up to 4TB using DDR5 RDIMM (16x 256GB DDR5 RDIMM 3DS)

Supported memory capacities per System (with 2CPU configuration):
Up to 8TB using DDR5 RDIMM (32x 256GB DDR5 RDIMM 3DS)

The memory speed depends on configuration restricted by the CPU SKU (max. 4800 MT/s).
DDR5 memory is operated at 1.2V

- The restriction for 96GB memory**
- The order must be x8pcs or x16pcs per CPU only
 - Not supported for mixed capacity in a system
 - Supported with XCC CPU only

Memory Mode ; either one of following memory modes must be selected.			
Normal Mode	Requires 1, 2, 4, 6, 8, 12 or 16 memory Module per CPU	1x per CPU	PYBMD2
Normal Mode required to be the best performance.			
ADDDC Sparring is available in case system configured by DDR5xR4 DIMM only.			
Mirroring Mode	Requires 8 or 16 memory Module per CPU	1x per CPU	PYBMMC4
BIOS preconfiguration for Mirroring mode. 8x identical memory modules are always equipped on same bank across all channel to use the mirrored channel mode. Half of the modules contain active data, the remaining modules contain mirrored data.			
HBM-ONLY Mode	Requires HBM CPU, no memory needed	1x per CPU	PYBMMH1
HBM CPUs can work as memory with memory less configuration. If you order HBM SKUs with no DIMMs, you should order HBM-ONLY Mode.			
HBM Cache Mode	Requires HBM CPU, 4, 8 or 16 memory Module per CPU	1x per CPU	PYBMMHC1
HBM works as cache of memory under BIOS preconfiguration. Additional DIMM is needed			
HBM Flat Mode	Requires HBM CPU, 1, 2, 4, 8 or 16 memory Module per CPU	1x per CPU	PYBMMHF1
In this Mode, DDR can be added for a high capacity, HBM&DDR exposed as separate regions. Higher performing than Cache mode.			
HBM Flat+Mirroring Mode	Requires HBM CPU, 8 or 16 memory Module per CPU	1x per CPU	PYBMMHF1
In this Mode, DDR can be added for a high capacity, HBM&DDR exposed as separate regions. 8x identical memory modules are always equipped on same bank across all channel to use the mirrored channel mode. Half of the modules contain active data, the remaining modules contain mirrored data.			
min: max 1x per CPU; max 2x for System			

DDR5 DIMM only configuration section

Min 1x DIMM per CPU is required. Any Mix of RDIMMx8, RDIMMx4 and RDIMM 3DS is not coniucred.

DDR5-4800

DDR5 Registered DIMM 4800MHz 1R/2R x8			
16GB (1x16GB) 1Rx8 DDR5-4800 R ECC	max 16x per CPU	PYBME16SL	PY-ME16SL
32GB (1x32GB) 2Rx8 DDR5-4800 R ECC	max 16x per CPU	PYBME32SL	PY-ME32SL
max 16x per CPU; max 32x for System			
DDR5 Registered DIMM 4800MHz 1R/2R x4			
32GB (1x32GB) 1Rx4 DDR5-4800 R ECC	max 16x per CPU	PYBME32SL2	PY-ME32SL2
64GB (1x64GB) 2Rx4 DDR5-4800 R ECC	max 16x per CPU	PYBME64SL	PY-ME64SL
max 16x per CPU; max 32x for System			
DDR5 Registered DIMM 4800MHz 3DS 4R/8R x4			
128GB (1x128GB) 4Rx4 DDR5-4800 R 3DS ECC	max 16x per CPU	PYBME12SL	PY-ME12SL
256GB (1x256GB) 8Rx4 DDR5-4800 R 3DS ECC	max 16x per CPU	PYBME25SL	PY-ME25SL
max 16x per CPU; max 32x for System			

Will be available on 5th gen CPU June,2024
Will be available on 5th gen CPU June,2024

DDR5-5600

DDR5 Registered DIMM 5600MHz 1R/2R x8			
16GB (1x16GB) 1Rx8 DDR5-5600 R ECC	max 16x per CPU	PYBME16SP	PY-ME16SP
32GB (1x32GB) 2Rx8 DDR5-5600 R ECC	max 16x per CPU	PYBME32SP	PY-ME32SP
max 16x per CPU; max 32x for System			
DDR5 Registered DIMM 5600MHz 1R/2R x4			
32GB (1x32GB) 1Rx4 DDR5-5600 R ECC	max 16x per CPU	PYBME32SP2	PY-ME32SP2
64GB (1x64GB) 2Rx4 DDR5-5600 R ECC	max 16x per CPU	PYBME64SP	PY-ME64SP
max 16x per CPU; max 32x for System			
DDR5 Registered DIMM 5600MHz 1R/2R x4			
96GB (1x96GB) 2Rx4 DDR5-5600 R ECC	max 16x per CPU	PYBME96SP	PY-ME96SP
max 16x per CPU; max 32x for System			
DDR5 Registered DIMM 5600MHz 3DS 4R/8R x4			
128GB (1x128GB) 4Rx4 DDR5-5600 R 3DS ECC	max 16x per CPU	PYBME12SP	PY-ME12SP
256GB (1x256GB) 8Rx4 DDR5-5600 R 3DS ECC	max 16x per CPU	PYBME25SP	PY-ME25SP
max 16x per CPU; max 32x for System			

Will be available on 5th gen CPU June,2024

Will be available June,2024
Will be available June,2024

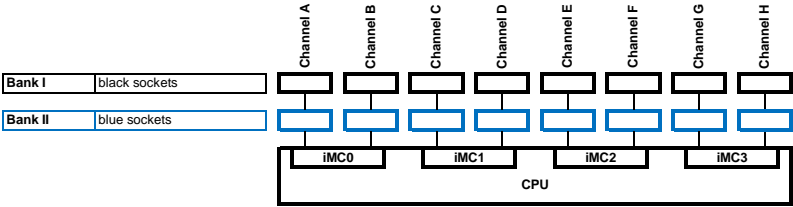
D

Detailed information

RAS feature	Memory Mode	RDIMM		BIOS setting
		RDIMM	LRDIMM	
ECC	Normal Mode/Mirroring Mode	yes	yes	always enabled.
SDDC	Normal Mode/Mirroring Mode	no	yes	always enabled in case x4 DIMM configred.
ADDDC Sparing	Normal Mode	no	yes	disabled as default.
Mirroring channel	Mirroring Mode	yes	yes	enabled in case Mirroring Mode ordered.

	Configuration		Available Capacity	
	DIMM	CPU	Normal Mode	Mirroring Mode
Min. Memory	1 Module / CPU	with one CPU	16GB: 16GB x1	-
	8 Module / CPU	with one CPU	-	64GB: 16GBx8x50%
Max. Memory per CPU	16 Modules / CPU	with two CPU	4TB: 256GB x16	2TB: 256GBx16x50%
Max. Memory per System	32 Modules / System	with two CPU	8TB: 256GB x32	4TB: 256GBx32x50%

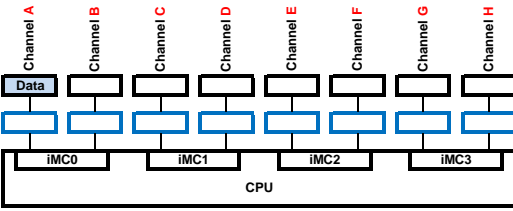
The memory sockets on the Systemboards are color coded



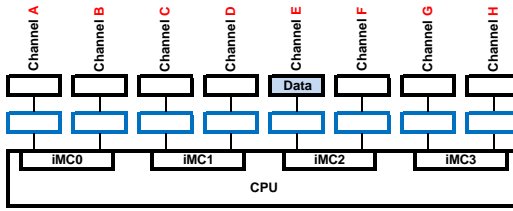
Normal Mode population DDR5 DIMM only

Normal Mode requires 1x, 2x, 4x, 6x, 8x, 12x or 16x DIMM configuration per CPU.
 for 2x or more than 2x DIMM configuration,
 Between Chanel A-E/C-G/B-F/D-H, balanced configuration is required, same bank of each chanel need to be populatd.
 Between Chanel A-C-E-G/B-D-F-H, each channel capacity need to be same if DIMM populated in each Chanel.

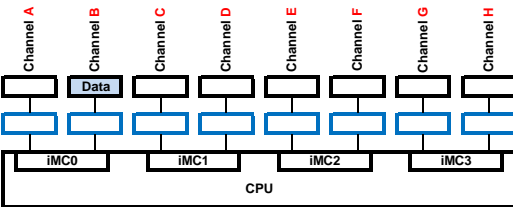
1 DIMMs for 1CPU



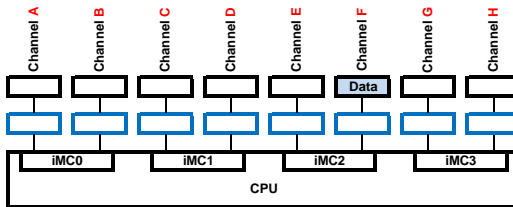
1 DIMMs for 1CPU



1 DIMMs for 1CPU

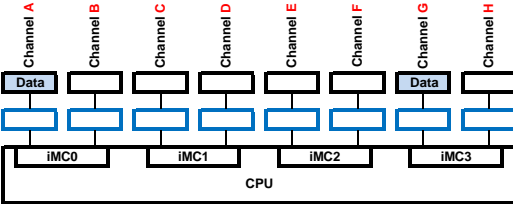


1 DIMMs for 1CPU



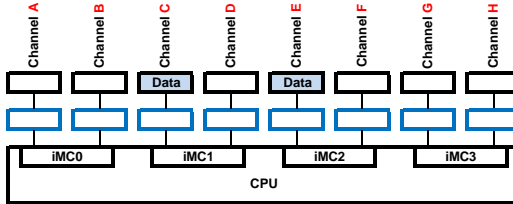
2 DIMMs for 1CPU

2x identical memory modules need to be populated.



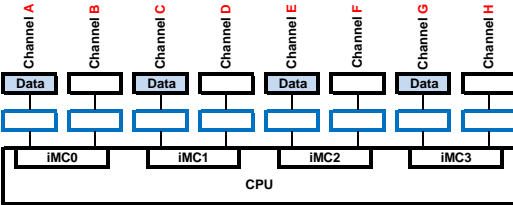
2 DIMMs for 1CPU

2x identical memory modules need to be populated.



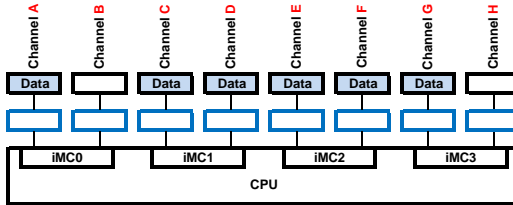
4 DIMMs for 1CPU

4x identical memory modules need to be populated.



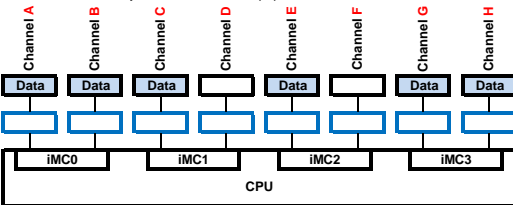
6 DIMMs for 1CPU

6x identical memory modules need to be populated.



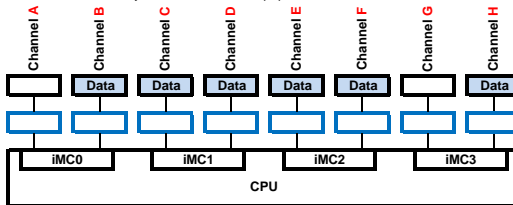
6 DIMMs for 1CPU

6x identical memory modules need to be populated.



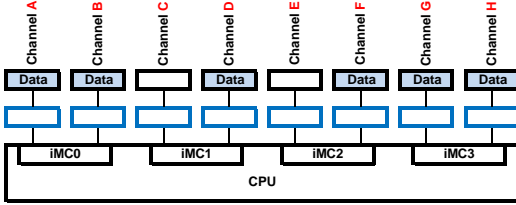
6 DIMMs for 1CPU

6x identical memory modules need to be populated.



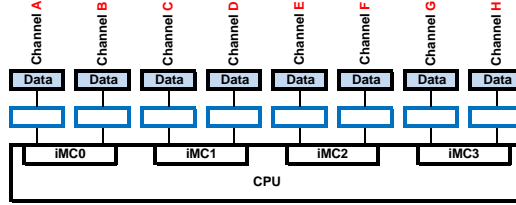
6 DIMMs for 1CPU

6x identical memory modules need to be populated.



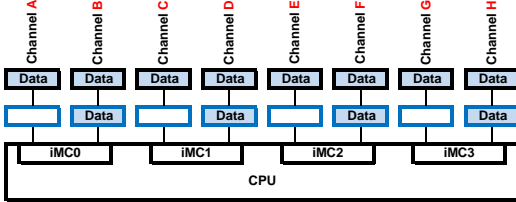
8 DIMMs for 1CPU

4x identical memory modules need to be populated.



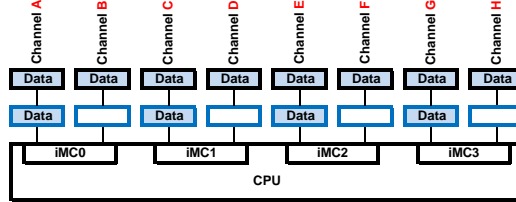
12 DIMMs for 1CPU

12x identical memory modules need to be populated.



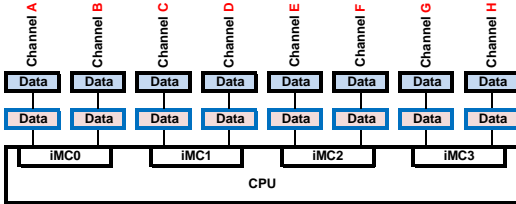
12 DIMMs for 1CPU

12x identical memory modules need to be populated.



16 DIMMs for 1CPU

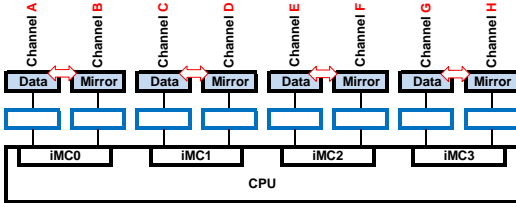
8x identical memory modules need to be populated.



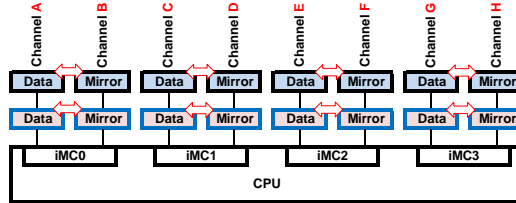
Mirroring Mode population DDR5 DIMM only

Mirroring Mode requires 8x or 16x DIMM configuration per CPU. in addition to Normal Mode Memory population rules. Between Chanel A-B/C-D/E-F/G-H, identical DIMM need to be populated in same bank.

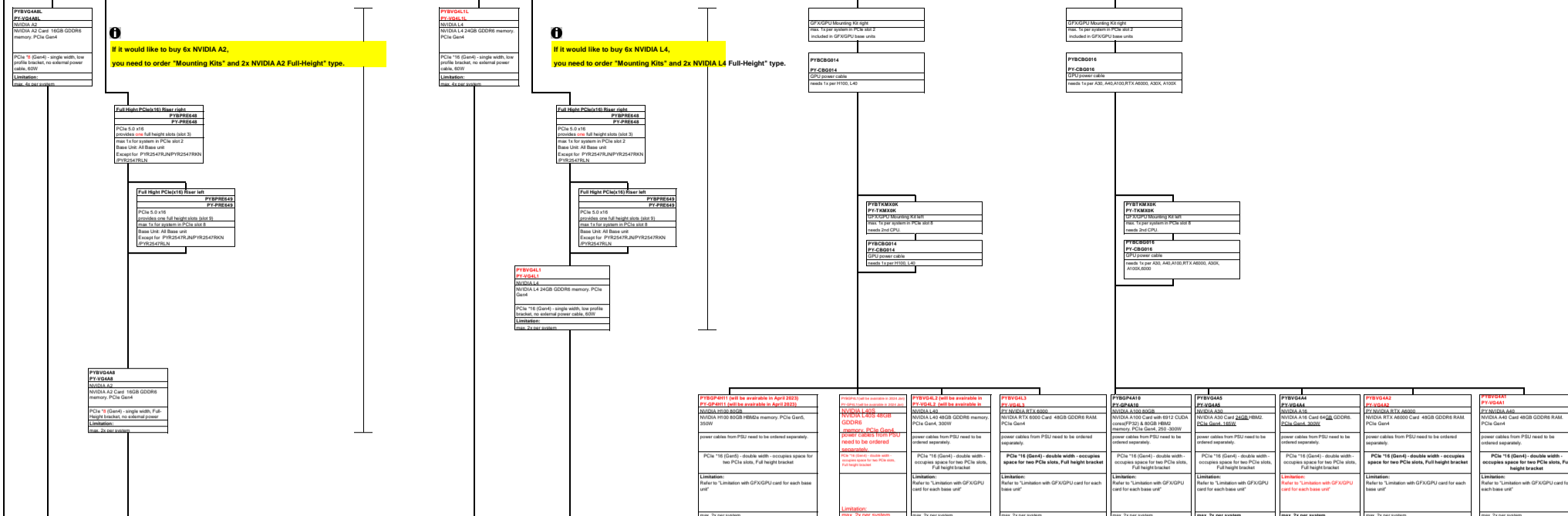
8 DIMMs for 1CPU



16 DIMMs for 1CPU



NVIDIA A2 / A30 / A40 / A16 / RTX A6000
NVIDIA A100 / H100 / H800 / L4 / L40



Perpetual Software license

Table of perpetual software licenses including NVIDIA GRID Visual, NVIDIA GRID Compute, and NVIDIA SUMS licenses for various GPU models and configurations.

Subscription Software License

Table of subscription software licenses for NVIDIA GRID and SUMS, detailing terms, conditions, and pricing for different durations and configurations.

Chapter 6 - Drive cage and PCIe riser options

F

Detailed PCIe slot description:

Slot 10 PCIe-5 x8, max. 270mm @ CPU2	full-height slot
Slot 9 PCIe-5 x8, max. 270mm @ CPU2	full-height slot
Slot 8 PCIe-5 x16, max. 198mm @ CPU2 <i>Possibility to install PCIe riser with x8</i> <i>Slot for 1st Retimer card</i>	low-profile slot
Slot 7 PCIe-5 x16, max. 198mm @ CPU2	low-profile slot
Slot 6 PCIe-5 x8, max. 198mm @ CPU2 <i>Preferred slot for 3rd modular RAID-Controller (3x configuration)</i> <i>Preferred slot for 2nd modular RAID-Controller (2x configuration)</i>	low-profile slot
Slot 5 PCIe-5 x8, max. 198mm @ CPU2 <i>Preferred slot for 2nd modular RAID-Controller (3x configuration)</i>	low-profile slot
Slot 4 PCIe-5 x8, max. 270mm @ CPU1	full-height slot
Slot 3 PCIe-5 x8, max. 270mm @ CPU1	full-height slot
Slot 2 PCIe-5 x16, max. 198mm @ CPU1 <i>Possibility to install PCIe riser with x8</i> <i>Slot for 2nd Retimer card</i>	low-profile slot
Slot 1 PCIe-5 x16, max. 198mm @ CPU1	low-profile slot

G

Chapter 7 - SAS / RAID Controller

F

for combination and max number of controllers please see folder base / HD_cage

onboard SATA controller with SW-RAID

onboard controller for SATA HDD or SSD drives

6Gb/s SATA	Intel VROC (SATA RAID) based on chipset	No Cache	SW-RAID 0, 1, 10	2x	onboard, included
------------	---	----------	------------------	----	-------------------

BIOS version R1.12.0 or later is required to use Intel VROC (SATA RAID)

internal HBA and RAID controller, no 2nd Level cache

internal RAID / HBA controllers for SAS, SATA HDD or SSD drives

PRAID CP600i LP <small>available from 2024/10</small>	No Cache	RAID 0, 1, 10	3x	PYBSR4FAL	PY-SR4FA
8 ports 3, 6 & 12Gb/s SAS/SATA HDD/SSD, supports up to 8 drives without expander supports SED (Self Encrypting Drives) requires 1x LP PCIe 4.0 x8 (int.) slot, based on LSI SAS3808					
PSAS CP600i LP	No Cache	HBA, no RAID	2x	PYBSC4FAL	PY-SC4FA
16 ports 3, 6 & 12Gb/s SAS/SATA HDD/SSD, supports up to 16 drives without expander requires 1x LP PCIe 4.0 x8 (int.) slot, based on LSI SAS3816; IT FW stack without RAID functionality					
internal RAID / HBA controllers for SAS, SATA HDD or SSD drives					
PRAID CP500i LP	No Cache	RAID 0, 1, 10, 5, 50	3x	PYBSR3FBL	PY-SR3FB
8 ports 3, 6 & 12Gb/s SAS/SATA HDD/SSD, supports up to 8 drives without expander supports SED (Self Encrypting Drives) requires 1x LP PCIe 3.0 x8 (int.) slot, based on LSI SAS3408					

internal RAID / HBA controllers for SAS, SATA HDD or SSD drives

PSAS CP 2200-16i LP	No Cache	HBA + RAID 0, 1, 10, 5	2x	PYBSC4MA1L	PY-SC4MA1
16 ports 6, 12 & 24Gb/s SAS/SATA HDD/SSD, supports up to 16 SAS/SATA drives without expander (the configuration for up to 4 x4 NVMe drives requires a different order number, please see below) requires 1x LP PCIe 4.0 x8 (int.) slot (FYI: PYBSC4MA1L and PYBSC4MA2L are identical products. The 2nd Order number was only introduced for explicit ordering and cabling)					
PSAS CP 2100-8i LP	No Cache	HBA + RAID 0, 1, 10, 5	3x	PYBSC3MA2L	PY-SC3MA2
8 ports 3, 6 & 12Gb/s SAS/SATA HDD/SSD, supports up to 8 drives without expander requires 1x LP PCIe 3.0 x8 (int.) slot					
PSAS CP 2100-8i LP for vSAN	No Cache	HBA, no RAID	3x	PYBSC3MAWL	-
8 ports 3, 6 & 12Gb/s SAS/SATA HDD/SSD, supports up to 8 drives without expander requires 1x LP PCIe 3.0 x8 (int.) slot, released for VMWare vSAN / vSphere in PYR2547R3N / PYR2547RAN / PYR2547R2N / PYR2547RBN / PYR2547REN / PYR2547RGN / PYR2547RJN / PYR2547RKN					

internal RAID / HBA controllers for PCIe SSD drives

PSAS CP 2200-16i NVMe LP	No Cache	HBA + RAID 0, 1, 10, 5	2x	PYBSC4MA2L	PY-SC4MA1
for Chassis Variant PYR2547RAN, PYR2547R2N and PYR2547RDN up to 4 x4 NVMe drives are supported. (the configuration for SAS/SATA only requires a different order number, please see above) requires 1x LP PCIe 4.0 x8 (int.) slot (FYI: PYBSC4MA1L and PYBSC4MA2L are identical products. The 2nd Order number was only introduced for explicit ordering and cabling)					

internal RAID controller with 2nd Level cache

internal RAID controllers for SAS, SATA HDD or SSD drives					
PRAID EP781i FH High Performance	8GB Cache	RAID 0, 1, 10, 5, 50, 6, 60	1x	PYBSR4C73	PY-SR4C73
available from 2025/01 for Chassis Variant PYR2547RFN 16 ports 6, 12 & 24Gb/s SAS/SATA HDD/SSD, supports up to 16 drives without expander supports SED (Self Encrypting Drives) requires 1x FH PCIe 4.0 x16 (int.) slot, based on LSI SAS4116W					
PRAID EP740i LP	4GB Cache	RAID 0, 1, 10, 5, 50, 6, 60	2x	PYBSR4C71L	PY-SR4C71
16 ports 6, 12 & 24Gb/s SAS/SATA HDD/SSD, supports up to 16 SAS/SATA drives without expander (the configuration for up to 4 x4 NVMe drives requires a different order number, please see below) supports SED (Self Encrypting Drives) requires 1x LP PCIe 4.0 x8 (int.) slot, based on LSI SAS4116 (FYI: PYBSR4C71L and PYBSR4C72L are identical products. The 2nd Order number was only introduced for explicit ordering and cabling)					
internal RAID controllers for SAS, SATA HDD or SSD drives					
PRAID EP640i LP	4GB Cache	RAID 0, 1, 10, 5, 50, 6, 60	3x	PYBSR4C63L	PY-SR4C63
8 ports 3, 6 & 12Gb/s SAS/SATA HDD/SSD, supports up to 8 drives without expander supports SED (Self Encrypting Drives) requires 1x LP PCIe 4.0 x8 (int.) slot, based on LSI SAS3908					
PRAID EP680i LP	8GB Cache	RAID 0, 1, 10, 5, 50, 6, 60	2x	PYBSR4C6L	PY-SR4C6
16 ports 3, 6 & 12Gb/s SAS/SATA HDD/SSD, supports up to 16 SAS/SATA drives without expander (the configuration for up to 4 x4 NVMe drives requires a different order number, please see below) supports SED (Self Encrypting Drives) requires 1x LP PCIe 4.0 x8 (int.) slot, based on LSI SAS3916 (FYI: PYBSR4C6L and PYBSR4C62L are identical products. The 2nd Order number was only introduced for explicit ordering and cabling)					
internal RAID controllers for SAS, SATA HDD or SSD drives					
PRAID EP520i LP	2GB Cache	RAID 0, 1, 1E, 10, 5, 50, 6, 60	3x	S26361-F4042-E202	S26361-F4042-L502
8 ports 3, 6 & 12Gb/s SAS/SATA HDD/SSD, supports up to 8 drives without expander supports SED (Self Encrypting Drives) requires 1x LP PCIe 3.0 x8 (int.) slot, based on LSI SAS3516					
PRAID EP540i LP	4GB Cache	RAID 0, 1, 1E, 10, 5, 50, 6, 60	2x	S26361-F4042-E214	S26361-F4042-L514
PRAID EP580i LP	8GB Cache	RAID 0, 1, 1E, 10, 5, 50, 6, 60	2x	S26361-F4042-E208	S26361-F4042-L508
16 ports 3, 6 & 12Gb/s SAS/SATA HDD/SSD, supports up to 16 SAS/SATA drives without expander supports SED (Self Encrypting Drives) requires 1x LP PCIe 3.0 x8 (int.) slot, based on LSI SAS3516					
optional Flash Backup Unit (FBU)					
FBU option for PRAID EP5xx / EP6xx / EP7xx in internal RAID slot: Supercap securing the power supply of the RAID controller in case of power failure including cable with 75cm length			1x	PYBFB19	PY-FBR19
FBU option for PRAID EP5xx / EP6xx / EP7xx in internal RAID slot: Supercap securing the power supply of the RAID controller in case of power failure including cable with 55cm length (for Base Units for graphics)			1x	S26361-F4042-E155	S26361-F4042-L110
FBU option for PRAID EP5xx / EP6xx / EP7xx in rear PCIe slot: Supercap securing the power supply of the RAID controller in case of power failure including cable with 55cm length			1x	S26361-F4042-E155	S26361-F4042-L110

internal RAID controllers for PCIe SSD drives					
PRAID EP740i NVMe LP	4GB Cache	RAID 0, 1, 10, 5, 50, 6, 60	2x	PYBSR4C72L	PY-SR4C71
for Chassis Variant PYR2547RAN, PYR2547R2N and PYR2547RDN up to 4 x4 NVMe drives are supported. (the configuration for SAS/SATA only requires a different order number, please see above) requires 1x LP PCIe 4.0 x8 (int.) slot, based on LSI SAS4116 (FYI: PYBSR4C71L and PYBSR4C72L are identical products. The 2nd Order number was only introduced for explicit ordering and cabling)					
optional Flash Backup Unit (FBU) available from 2025/01					
FBU option for PRAID EP7xx in rear PCIe slot: Supercap securing the power supply of the RAID controller in case of power failure including cable with 55cm length			1x	S26361-F4042-E155	S26361-F4042-L110
internal RAID controllers for PCIe SSD drives					
PRAID EP680i NVMe LP	8GB Cache	RAID 0, 1, 10, 5, 50, 6, 60	2x	PYBSR4C62L	PY-SR4C6
for Chassis Variant PYR2547RAN, PYR2547R2N and PYR2547RDN up to 4 x4 NVMe drives are supported. (the configuration for SAS/SATA only requires a different order number, please see above) no FBU is allowed for this controller requires 1x LP PCIe 4.0 x8 (int.) slot, based on LSI SAS3916 (FYI: PYBSR4C6L and PYBSR4C62L are identical products. The 2nd Order number was only introduced for explicit ordering and cabling)					

internal RAID controllers for SAS, SATA HDD or SSD drives					
PRAID EP 3252-8i LP	2GB Cache	RAID 0, 1, 10, 5, 50, 6, 60	3x	PYBSR4MA1L	PY-SR4MA1
PRAID EP 3254-8i LP	4GB Cache	RAID 0, 1, 10, 5, 50, 6, 60	3x	PYBSR4MA2L	PY-SR4MA2
8 ports 6, 12 & 24Gb/s SAS/SATA HDD/SSD, supports up to 8 drives without expander supports SED (Self Encrypting Drives) requires 1x LP PCIe 4.0 x8 (int.) slot					
PRAID EP 3258-16i LP	8GB Cache	RAID 0, 1, 10, 5, 50, 6, 60	2x	PYBSR4MA3L	PY-SR4MA3
16 ports 6, 12 & 24Gb/s SAS/SATA HDD/SSD, supports up to 16 SAS/SATA drives without expander (the configuration for up to 4 x4 NVMe drives requires a different order number, please see below) supports SED (Self Encrypting Drives) requires 1x LP PCIe 4.0 x8 (int.) slot (FYI: PYBSR4MA3L and PYBSR4MA4L are identical products. The 2nd Order number was only introduced for explicit ordering and cabling)					
optional Flash Backup Unit (FBU)					
FBU option for PRAID EP 325x in internal RAID slot: Supercap securing the power supply of the RAID controller in case of power failure including cable with 80cm length			1x	PYBFBM013	PY-FBM01
FBU option for PRAID EP 325x in internal RAID slot: Supercap securing the power supply of the RAID controller in case of power failure including cable with 46cm length (for Base Units for graphics)			1x	PYBFBM012	PY-FBM01
FBU option for PRAID EP 325x in rear PCIe slot: Supercap securing the power supply of the RAID controller in case of power failure including cable with 46cm length			1x	PYBFBM012	PY-FBM01

internal RAID controllers for PCIe SSD drives					
PRAID EP 3258-16i NVMe LP	8GB Cache	RAID 0, 1, 10, 5, 50, 6, 60	2x	PYBSR4MA4L	PY-SR4MA3
for Chassis Variant PYR2547RAN, PYR2547R2N and PYR2547RDN up to 4 x4 NVMe drives are supported. (the configuration for SAS/SATA only requires a different order number, please see above) requires 1x LP PCIe 4.0 x8 (int.) slot (FYI: PYBSR4MA3L and PYBSR4MA4L are identical products. The 2nd Order number was only introduced for explicit ordering and cabling)					
optional Flash Backup Unit (FBU)					
FBU option for PRAID EP 325x in rear PCIe slot: Supercap securing the power supply of the RAID controller in case of power failure including cable with 46cm length			1x	PYBFBM012	PY-FBM01

FBU cannot be combined with Advanced Thermal design.
up to 2x FBU can be integrated per System
up to 1x for internal RAID slot and up to 1x for rear PCIe slots

Cable kit for upgrade cards: For upgrade, L-parts Cable kit is available.
Cable Kit for EP6xx/CP6xx/EP7xx/EP325x/CP2200-16i: PY-CBS107
Cable Kit for CP2100-8i / PRAID CP500i / PRAID EP520i / PRAID EP540i / PRAID EP580i: PY-CBS108
Cable Kit for SAS/SATA Rear Bay: PY-CBS109
Cable Kit for NVMe Rear Bay: PY-CBS110
Cable Kit for Retimer: PY-CBS111
Internal RAID riser module: PY-PREM04

Group A and Group B cannot be mixed
 Group A and Group C can be mixed
 Group B and Group C can be mixed

Group A	Group B	Group C
PRAID CP600i	PSAS CP 2200-16i	PSAS CP600e
PSAS CP600i	PSAS CP 2200-16i NVMe	PRAID EP680e
PSAS CP600i for LTO	PSAS CP 2200-16i for LTO	PDUAL CP100
PRAID CP500i	PSAS CP 2100-8i	PDUAL CP300
PRAID EP740i	PSAS CP 2100-8i for vSAN	
PRAID EP740i NVMe	PRAID EP 3252-8i	
PRAID EP640i	PRAID EP 3254-8i	
PRAID EP680i	PRAID EP 3258-16i	
PRAID EP680i NVMe	PRAID EP 3258-16i NVMe	
PRAID EP520i		
PRAID EP540i		
PRAID EP580i		

G

external HBA controller, no 2nd Level cache

external HBA controllers for SAS HDD or SSD drives

PSAS CP600e FH	No Cache	HBA, no RAID	2x	PYBSC4FAE	PY-SC4FAE
PSAS CP600e LP	No Cache	HBA, no RAID		PYBSC4FAEL	

16 ports 3, 6 & 12Gb/s SAS/SATA HDD/SSD, 4x SFF8644 (external Mini-SAS HD)
 requires 1x FH or LP PCIe 4.0 x8 (int.) slot, based on LSI SAS3816

external RAID controller with 2nd Level cache

external RAID controllers for SAS HDD or SSD drives

PRAID EP680e FH	8GB Cache	RAID 0, 1, 10, 5, 50, 6, 60	2x	PYBSR4C6E	PY-SR4C6E
PRAID EP680e LP	8GB Cache	RAID 0, 1, 10, 5, 50, 6, 60		PYBSR4C6EL	

8 ports 3, 6 & 12Gb/s SAS/SATA HDD/SSD, 2x SFF8644 (external Mini-SAS HD)
 supports SED (Self Encrypting Drives)
 requires 1x FH or LP PCIe 4.0 x8 (int.) slot, based on LSI SAS3916

optional Flash Backup Unit (FBU)

FBU option for PRAID EP6xx in rear PCIe slot: Supercap securing the power supply of the RAID controller in case of power failure including cable with 55cm length	1x	S26361-F4042-E155	S26361-F4042-L110
---	----	-------------------	-------------------

internal controller for PCIe SSD (NVMe SSD), no HW-RAID

internal controller for PCIe SSD (NVMe SSD)

PCIe	Intel CPU	No Cache	No HW-RAID	-	onboard, included
Intel VROC Upgrade Key Premium	Intel CPU	No Cache	SW-RAID 0, 1, 10, 5 *	1x	PYBRLVR02 PY-RLVR02

BIOS version R1.12.0 or later is required to use Intel VROC (VMD NVMe RAID)

* RAID 1 is only supported in VMware ESXi.

Retimer card for 2.5" NVMe SSD PCIe SSD SFF (2.5" NVMe PCIe) in rear bay.

PCIe x16 Retimer	No Cache	No HW-RAID	2x	PYBPC501L	PY-PC501L
No HW RAID, No Cache, simple route-through; device management by INTEL VMD					
divides PCIe5.0 x16 lanes into 4x x4 lanes, supports up to 4x 2.5" PCIe-SSD SFF					
requires 1x LP PCIe 4.0 x16 (int.) slot. 1st card in PCIe slot 8, 2nd card in PCIe slot 2.					
requires 2nd CPU.					
1x Retimer configuration requires at least 1x PCIe SSD, 2x Retimer configuration requires at least 5x PCIe SSDs.					

H

Chapter 8 - ODD optical disk drives

The base units with 12x 3.5" or 8x 2.5" or 24x 2.5" HDD do not offer 1x 9.5mm optical drive bay!

H
Config with 1x 9.5mm bay



<p>S26361-F3778-E1 S26361-F3778-L1 DVD-RW supermulti ultra slim</p> <hr/> <p>all formats, DUAL/DL, DVD-RAM only W2K, W3K and Linux</p> <hr/> <p>9.5mm, black bezel</p> <hr/> <p>max. 1x per system</p>	<p>S26361-F3641-E6 S26361-F3641-L6 Blu-ray Triple Writer ultra slim</p> <hr/> <p>6x BD-RW, 8x DVD, 24x CD, BD DL and all CD/DVD formats</p> <hr/> <p>9.5mm, black bezel</p> <hr/> <p>max. 1x per system</p>	<p>S26361-F3718-E2 S26361-F3718-L2 DVD-ROM ultra slim</p> <hr/> <p>16x DVD; 48x CD-ROM</p> <hr/> <p>9.5mm black bezel</p> <hr/> <p>max. 1x per system</p>
--	---	---

I

Chapter 9 - backup drives

RX2540 M7 offers 1.6" bay for accessible drive for basic units with 16x 2.5" HDD only!

K
Config with min. 1x free 1.6" bay



S26361-F5789-E1 S26361-F5789-L1
LTO 8 tape drive (w/o tape)
LTO8, 12TB, 300MB/s, SAS 2.0, incl. cleaning cartridge & cable.
occupies 1.6 * 5.25", black bezel
max. 1x per system

PYBLT911 PY-LT911
LTO 9 tape drive (w/o tape)
LTO9, 18TB, 300MB/s, SAS 3.0, incl. cleaning cartridge & cable.
occupies 1.6 * 5.25", black bezel
max. 1x per system

S26361-F5606-E1 S26361-F5606-L1
LTO 7 tape drive (w/o tape)
LTO7, 6TB, 300MB/s, SAS 2.0, incl. cleaning cartridge & cable.
occupies 1.6 * 5.25", black bezel
max. 1x per system

PYBSC4FA2L PY-SC4FA
PSAS CP600i LP for LTO
SAS HBA Controller
requires 1x LP PCIe 4.0 x8
max. 1x per system for LTO drives

PYBSC4MA3L PY-SC4MA1
PSAS CP 2200-16i LP for LTO
SAS HBA Controller
requires 1x LP PCIe 4.0 x8
max. 1x per system for LTO drives

S26361-F3750-E4 S26361-F3750-L4
RDX Drive cage (w/o cartridges)
RDX Drive cage for various RDX cartridges (cartr. not included)
connected to USB3.0 onboard
1.6 * 5.25", black bezel
max. 1x per system

Cartridge	Order Code
RDX Cartridge 500GB	S26361-F3857-L500
RDX Cartridge 1TB	S26361-F3857-L600
RDX Cartridge 2TB	S26361-F3857-L700
RDX Cartridge 4TB	S26361-F3857-L900

L

Chapter 15 - Accessories

Q	http://www.fujitsu.com/fts/products/computing/peripheral/accessories/index-facts.html
USB Optical Disc Drive	
External Ultra Slim Portable DVD Writer (Hitachi-LG)	S26341-F103-L142
R	

Chapter 10 - storage drives

SATA drives can be connected to the onboard Controller (max. 8x), or require a dedicated SAS / RAID Controller.
 SAS drives require a dedicated SAS / RAID Controller.
 PCIe-SSDs can be connected to the onboard Controller, or require a dedicated RAID Controller or PCIe retimer/switch card.
 FIPS and SED drives are Self Encrypting Drives, and they require either a RAID controller with SED support or an HBA and in addition a software instance, supporting SED Key Management. It is strongly recommended to order a RAID controller with SED function for SED/FIPS drives.

SATA, SAS and PCIe drives can be mixed based on RAID spec, but cannot be used in one logical RAID volume.
 FIPS and SED drives can be mixed based on RAID spec, but cannot be used in one logical RAID volume.
 One logical RAID volume must be created the same order code products.

Hard Disk Sector Format Information:

- 512n HDD: 512 byte sectors on the drive media.
- 512e (e=emulation) HDD: 4K physical sectors on the drive media with 512 byte logical configuration.
- DWPD: Drive Writes Per Day over 5 years.

When using SSDs with VMware ESXi, select the SSDs that meet the endurance requirement described in KB2145210 below
<https://kb.vmware.com/kb/2145210>

HDD Classes:

- Economic (ECO) SATA: Entry Class Drives, **for non critical applications.**
- Business-Critical (BC) -SATA=Nearline SATA Enterprise Drives / 7.2Krpm, SATA 6G.
- Business-Critical (BC) -SAS=Nearline SAS Enterprise Drives / 7.2Krpm, SAS 12G .
- Mission-Critical (MC)=SAS 10K and SAS 15K Enterprise Drives with max. performance and reliability.

Warranty:

SSD and SATA DOM have a built-in Wear-Out indicator. In this case the warranty for such a component, as an exception to the system warranty, is restricted to the time period until the indicator reaches the exhaust level.

2.5" (SFF) SAS and SATA SSD

SSD SAS 2.5" Write Intensive (SFF) Enterprise with hot plug/hot replace tray

based on **Kioxia PM7** drives

Capacity	Formfactor	Interface	Endurance	DWPD		order code E-part	order code L-part
800GB	2.5" (SFF)	SAS 24Gb/s	Write Intensive	10		PYBSS80NGF	PY-SS80NGF
1.6TB	2.5" (SFF)	SAS 24Gb/s	Write Intensive	10		PYBSS16NGF	PY-SS16NGF
800GB	2.5" (SFF)	SAS 24Gb/s	Write Intensive	10	SED	PYBSS80NGG	PY-SS80NGG
1.6TB	2.5" (SFF)	SAS 24Gb/s	Write Intensive	10	SED	PYBSS16NGG	PY-SS16NGG

max. 30x - depending on base unit & configuration

SSD SAS 2.5" Write Intensive (SFF) Enterprise with hot plug/hot replace tray

based on **Seagate Nytro3732/3750** drives

Capacity	Formfactor	Interface	Endurance	DWPD		order code E-part	order code L-part
400GB	2.5" (SFF)	SAS 12Gb/s	Write Intensive	10		PYBSS40NGA	PY-SS40NGA
800GB	2.5" (SFF)	SAS 12Gb/s	Write Intensive	10		PYBSS80NGA	PY-SS80NGA
1.6TB	2.5" (SFF)	SAS 12Gb/s	Write Intensive	10		PYBSS16NGA	PY-SS16NGA
400GB	2.5" (SFF)	SAS 12Gb/s	Write Intensive	10	SED	PYBSS40NGW	PY-SS40NGW
800GB	2.5" (SFF)	SAS 12Gb/s	Write Intensive	10	SED	PYBSS80NGW	PY-SS80NGW
1.6TB	2.5" (SFF)	SAS 12Gb/s	Write Intensive	10	SED	PYBSS16NGW	PY-SS16NGW

max. 30x - depending on base unit & configuration

SSD SAS 2.5" Mixed Use (SFF) Enterprise with hot plug/hot replace tray

based on **Kioxia PM7** drives

Capacity	Formfactor	Interface	Endurance	DWPD		order code E-part	order code L-part
1.6TB	2.5" (SFF)	SAS 24Gb/s	Mixed Use	3		PYBSS16NPM	PY-SS16NPM
3.2TB	2.5" (SFF)	SAS 24Gb/s	Mixed Use	3		PYBSS32NPM	PY-SS32NPM
6.4TB	2.5" (SFF)	SAS 24Gb/s	Mixed Use	3		PYBSS64NPM	PY-SS64NPM

max. 30x - depending on base unit & configuration

SSD SAS 2.5" Mixed Use (SFF) Enterprise with hot plug/hot replace tray

based on **Seagate Nytro3532/3550** drives

Capacity	Formfactor	Interface	Endurance	DWPD		order code E-part	order code L-part
800GB	2.5" (SFF)	SAS 12Gb/s	Mixed Use	3		PYBSS80NPF	PY-SS80NPF
1.6TB	2.5" (SFF)	SAS 12Gb/s	Mixed Use	3		PYBSS16NPF	PY-SS16NPF
3.2TB	2.5" (SFF)	SAS 12Gb/s	Mixed Use	3		PYBSS32NPF	PY-SS32NPF
6.4TB	2.5" (SFF)	SAS 12Gb/s	Mixed Use	3		PYBSS64NPF	PY-SS64NPF

max. 30x - depending on base unit & configuration

SSD SAS 2.5" Read Intensive (SFF) Enterprise with hot plug/hot replace tray

based on **Kioxia PM7** drives

Capacity	Formfactor	Interface	Endurance	DWPD		order code E-part	order code L-part
1.92TB	2.5" (SFF)	SAS 24Gb/s	Read Intensive	1		PYBSS19NNM	PY-SS19NNM
3.84TB	2.5" (SFF)	SAS 24Gb/s	Read Intensive	1		PYBSS38NNL	PY-SS38NNL
7.68TB	2.5" (SFF)	SAS 24Gb/s	Read Intensive	1		PYBSS76NNM	PY-SS76NNM
15.36TB	2.5" (SFF)	SAS 24Gb/s	Read Intensive	1		PYBSS15NNL	PY-SS15NNL
7.68TB	2.5" (SFF)	SAS 24Gb/s	Read Intensive	1	SED	PYBSS76NNN	PY-SS76NNN
15.36TB	2.5" (SFF)	SAS 24Gb/s	Read Intensive	1	SED	PYBSS15NNM	PY-SS15NNM

max. 30x - depending on base unit & configuration

SSD SAS 2.5" Read Intensive (SFF) Enterprise with hot plug/hot replace tray							
based on Samsung PM1653 drives							
Capacity	Formfactor	Interface	Endurance	DWPD		order code E-part	order code L-part
960GB	2.5" (SFF)	SAS 24Gb/s	Read Intensive	1	SED	PYBSS96NNM	PY-SS96NNM
1.92TB	2.5" (SFF)	SAS 24Gb/s	Read Intensive	1	SED	PYBSS19NNP	PY-SS19NNP
3.84TB	2.5" (SFF)	SAS 24Gb/s	Read Intensive	1	SED	PYBSS38NNN	PY-SS38NNN
7.68TB	2.5" (SFF)	SAS 24Gb/s	Read Intensive	1	SED	PYBSS76NNP	PY-SS76NNP
15.36TB	2.5" (SFF)	SAS 24Gb/s	Read Intensive	1	SED	PYBSS15NNN	PY-SS15NNN
This SSDs can be used as Non-SED drives, but it requires a RAID controller with SED support for using as SED drives.							
max. 30x - depending on base unit & configuration							

SSD SAS 2.5" Read Intensive (SFF) Enterprise with hot plug/hot replace tray							
based on Seagate Nytro3332/3350 drives							
Capacity	Formfactor	Interface	Endurance	DWPD		order code E-part	order code L-part
960GB	2.5" (SFF)	SAS 12Gb/s	Read Intensive	1		PYBSS96NNJ	PY-SS96NNJ
1.92TB	2.5" (SFF)	SAS 12Gb/s	Read Intensive	1		PYBSS19NNH	PY-SS19NNH
3.84TB	2.5" (SFF)	SAS 12Gb/s	Read Intensive	1		PYBSS38NNH	PY-SS38NNH
7.68TB	2.5" (SFF)	SAS 12Gb/s	Read Intensive	1		PYBSS76NNH	PY-SS76NNH
15.36TB	2.5" (SFF)	SAS 12Gb/s	Read Intensive	1		PYBSS15NNG	PY-SS15NNG
max. 30x - depending on base unit & configuration							

The SSDs not released with PRAID CP500i

SSD SATA 2.5" Mixed Use (SFF) Enterprise with hot plug/hot replace tray							
based on Samsung PM897a drives							
Capacity	Formfactor	Interface	Endurance	DWPD		order code E-part	order code L-part
480GB	2.5" (SFF)	SATA 6Gb/s	Mixed Use	3	SED	PYBSS48NKS	PY-SS48NKS
960GB	2.5" (SFF)	SATA 6Gb/s	Mixed Use	3	SED	PYBSS96NKS	PY-SS96NKS
1.92TB	2.5" (SFF)	SATA 6Gb/s	Mixed Use	3	SED	PYBSS19NKS	PY-SS19NKS
3.84TB	2.5" (SFF)	SATA 6Gb/s	Mixed Use	3	SED	PYBSS38NKS	PY-SS38NKS
This SSDs can be used as Non-SED drives, but it requires a RAID controller with SED support for using as SED drives.							
max. 30x - depending on base unit & configuration							

EOL, as long as stock available

SSD SATA 2.5" Mixed Use (SFF) Enterprise with hot plug/hot replace tray							
based on Samsung PM897 drives							
Capacity	Formfactor	Interface	Endurance	DWPD		order code E-part	order code L-part
480GB	2.5" (SFF)	SATA 6Gb/s	Mixed Use	3		PYBSS48NKQ	PY-SS48NKQ
960GB	2.5" (SFF)	SATA 6Gb/s	Mixed Use	3		PYBSS96NKQ	PY-SS96NKQ
1.92TB	2.5" (SFF)	SATA 6Gb/s	Mixed Use	3		PYBSS19NKQ	PY-SS19NKQ
3.84TB	2.5" (SFF)	SATA 6Gb/s	Mixed Use	3		PYBSS38NKQ	PY-SS38NKQ
max. 30x - depending on base unit & configuration							

SSD SATA 2.5" Mixed Use (SFF) Enterprise with hot plug/hot replace tray							
based on Micron 5300/5400 MAX drives							
Capacity	Formfactor	Interface	Endurance	DWPD		order code E-part	order code L-part
480GB	2.5" (SFF)	SATA 6Gb/s	Mixed Use	5,0		S26361-F5776-E480	S26361-F5776-L480
960GB	2.5" (SFF)	SATA 6Gb/s	Mixed Use	5,0		S26361-F5776-E960	S26361-F5776-L960
1.92TB	2.5" (SFF)	SATA 6Gb/s	Mixed Use	5,0		S26361-F5776-E192	S26361-F5776-L192
3.84TB	2.5" (SFF)	SATA 6Gb/s	Mixed Use	3,5		S26361-F5776-E384	S26361-F5776-L384
max. 30x - depending on base unit & configuration							

The SSDs not released with PRAID CP500i

SSD SATA 2.5" Read Intensive (SFF) Enterprise with hot plug/hot replace tray							
based on Samsung PM893a drives							
Capacity	Formfactor	Interface	Endurance	DWPD		order code E-part	order code L-part
480GB	2.5" (SFF)	SATA 6Gb/s	Read Intensive	1,0	SED	PYBSS48NME	PY-SS48NME
960GB	2.5" (SFF)	SATA 6Gb/s	Read Intensive	1,0	SED	PYBSS96NME	PY-SS96NME
1.92TB	2.5" (SFF)	SATA 6Gb/s	Read Intensive	1,0	SED	PYBSS19NME	PY-SS19NME
3.84TB	2.5" (SFF)	SATA 6Gb/s	Read Intensive	1,0	SED	PYBSS38NME	PY-SS38NME
7.68TB	2.5" (SFF)	SATA 6Gb/s	Read Intensive	1,0	SED	PYBSS76NME	PY-SS76NME
This SSDs can be used as Non-SED drives, but it requires a RAID controller with SED support for using as SED drives.							
max. 30x - depending on base unit & configuration							

EOL, as long as stock available

SSD SATA 2.5" Read Intensive (SFF) Enterprise with hot plug/hot replace tray							
based on Samsung PM893 drives							
Capacity	Formfactor	Interface	Endurance	DWPD		order code E-part	order code L-part
240GB	2.5" (SFF)	SATA 6Gb/s	Read Intensive	1,0		PYBSS24NMD	PY-SS24NMD
480GB	2.5" (SFF)	SATA 6Gb/s	Read Intensive	1,0		PYBSS48NMD	PY-SS48NMD
960GB	2.5" (SFF)	SATA 6Gb/s	Read Intensive	1,0		PYBSS96NMD	PY-SS96NMD
1.92TB	2.5" (SFF)	SATA 6Gb/s	Read Intensive	1,0		PYBSS19NMD	PY-SS19NMD
3.84TB	2.5" (SFF)	SATA 6Gb/s	Read Intensive	1,0		PYBSS38NMD	PY-SS38NMD
7.68TB	2.5" (SFF)	SATA 6Gb/s	Read Intensive	1,0		PYBSS76NMD	PY-SS76NMD
max. 30x - depending on base unit & configuration							

SSD SATA 2.5" Read Intensive (SFF) Enterprise with hot plug/hot replace tray							
based on Micron 5300/5400 PRO drives							
Capacity	Formfactor	Interface	Endurance	DWPD		order code E-part	order code L-part
240GB	2.5" (SFF)	SATA 6Gb/s	Read Intensive	1,5		S26361-F5783-E240	S26361-F5783-L240
480GB	2.5" (SFF)	SATA 6Gb/s	Read Intensive	1,5		S26361-F5783-E480	S26361-F5783-L480
960GB	2.5" (SFF)	SATA 6Gb/s	Read Intensive	1,5		S26361-F5783-E960	S26361-F5783-L960
1.92TB	2.5" (SFF)	SATA 6Gb/s	Read Intensive	1,5		S26361-F5783-E192	S26361-F5783-L192
3.84TB	2.5" (SFF)	SATA 6Gb/s	Read Intensive	1,2		S26361-F5783-E384	S26361-F5783-L384
7.68TB	2.5" (SFF)	SATA 6Gb/s	Read Intensive	0,6		S26361-F5783-E768	S26361-F5783-L768
max. 30x - depending on base unit & configuration							

J

J

2.5" (SFF) Hard drives

EOL, as long as stock available

HDD SAS 2.5" 15K (SFF) Enterprise Mission Critical with hot plug/hot replace tray						
Capacity	RPM	Interface	Sector		order code E-part	order code L-part
300GB	15 000	SAS 12Gb/s	512n		S26361-F5727-E530	S26361-F5727-L530
600GB	15 000	SAS 12Gb/s	512n		S26361-F5727-E560	S26361-F5727-L560
900GB	15 000	SAS 12Gb/s	512n		S26361-F5531-E590	S26361-F5531-L590

max. 30x - depending on base unit & configuration

HDD SAS 2.5" 10K 512n (SFF) Enterprise Mission Critical with hot plug/hot replace tray						
Capacity	RPM	Interface	Sector		order code E-part	order code L-part
300GB	10 000	SAS 12Gb/s	512n		S26361-F5729-E130	S26361-F5729-L130
600GB	10 000	SAS 12Gb/s	512n		S26361-F5729-E160	S26361-F5729-L160
1.2TB	10 000	SAS 12Gb/s	512n		S26361-F5729-E112	S26361-F5729-L112
300GB	10 000	SAS 12Gb/s	512n	SED	PYBSH301EU	PY-SH301EU
600GB	10 000	SAS 12Gb/s	512n	SED	PYBSH601EU	PY-SH601EU
1.2TB	10 000	SAS 12Gb/s	512n	SED	PYBSH121EU	PY-SH121EU

max. 30x - depending on base unit & configuration

HDD SAS 2.5" 10K 512e (SFF) Enterprise Mission Critical with hot plug/hot replace tray						
Capacity	RPM	Interface	Sector		order code E-part	order code L-part
1.8TB	10 000	SAS 12Gb/s	512e		S26361-F5730-E118	S26361-F5730-L118
2.4TB	10 000	SAS 12Gb/s	512e		S26361-F5543-E124	S26361-F5543-L124
1.8TB	10 000	SAS 12Gb/s	512e	SED	PYBSH181DU	PY-SH181DU
2.4TB	10 000	SAS 12Gb/s	512e	SED	S26361-F5582-E124	S26361-F5582-L124

max. 30x - depending on base unit & configuration

EOL, as long as stock available

HDD SAS 2.5" 7.2K 512n (SFF) Enterprise Business Critical with hot plug/hot replace tray						
Capacity	RPM	Interface	Sector		order code E-part	order code L-part
1TB	7 200	SAS 12Gb/s	512n		S26361-F5600-E100	S26361-F5600-L100
2TB	7 200	SAS 12Gb/s	512n		S26361-F5600-E200	S26361-F5600-L200

max. 30x - depending on base unit & configuration

EOL, as long as stock available

HDD SATA 2.5" 7.2K 512n (SFF) Enterprise Business Critical with hot plug/hot replace tray						
Capacity	RPM	Interface	Sector		order code E-part	order code L-part
1TB	7 200	SATA 6Gb/s	512n		S26361-F3956-E100	S26361-F3956-L100
2TB	7 200	SATA 6Gb/s	512n		S26361-F3956-E200	S26361-F3956-L200

max. 30x - depending on base unit & configuration

3.5" (LFF) SAS and SATA SSD

SSD SAS 3.5" Write Intensive (LFF) 2.5" SSD Enterprise with 3.5" hot plug/hot replace tray based on Kioxia PM7 drives						
Capacity	Formfactor	Interface	Endurance	DWPD	order code E-part	order code L-part
800GB	3.5" (LFF)	SAS 24Gb/s	Write Intensive	10	PYBTS80NGC	PY-TS80NGC
1.6TB	3.5" (LFF)	SAS 24Gb/s	Write Intensive	10	PYBTS16NGC	PY-TS16NGC

max. 12x - depending on base unit & configuration

SSD SAS 3.5" Write Intensive (LFF) 2.5" SSD Enterprise with 3.5" hot plug/hot replace tray based on Seagate Nitro3732/3750 drives						
Capacity	Formfactor	Interface	Endurance	DWPD	order code E-part	order code L-part
400GB	3.5" (LFF)	SAS 12Gb/s	Write Intensive	10	PYBTS40NG9	PY-TS40NG9
800GB	3.5" (LFF)	SAS 12Gb/s	Write Intensive	10	PYBTS80NG9	PY-TS80NG9
1.6TB	3.5" (LFF)	SAS 12Gb/s	Write Intensive	10	PYBTS16NG9	PY-TS16NG9

max. 12x - depending on base unit & configuration

SSD SAS 3.5" Mixed Use (LFF) 2.5" SSD Enterprise with 3.5" hot plug/hot replace tray based on Kioxia PM7 drives						
Capacity	Formfactor	Interface	Endurance	DWPD	order code E-part	order code L-part
1.6TB	3.5" (LFF)	SAS 24Gb/s	Mixed Use	3	PYBTS16NPJ	PY-TS16NPJ
3.2TB	3.5" (LFF)	SAS 24Gb/s	Mixed Use	3	PYBTS32NPJ	PY-TS32NPJ
6.4TB	3.5" (LFF)	SAS 24Gb/s	Mixed Use	3	PYBTS64NPJ	PY-TS64NPJ

max. 12x - depending on base unit & configuration

SSD SAS 3.5" Mixed Use (LFF) 2.5" SSD Enterprise with 3.5" hot plug/hot replace tray							
based on Seagate Nytro3532/3550 drives							
Capacity	Formfactor	Interface	Endurance	DWPD		order code E-part	order code L-part
800GB	3.5" (LFF)	SAS 12Gb/s	Mixed Use	3		PYBTS80NPF	PY-TS80NPF
1.6TB	3.5" (LFF)	SAS 12Gb/s	Mixed Use	3		PYBTS16NPF	PY-TS16NPF
3.2TB	3.5" (LFF)	SAS 12Gb/s	Mixed Use	3		PYBTS32NPF	PY-TS32NPF

max. 12x - depending on base unit & configuration

SSD SAS 3.5" Read Intensive (LFF) 2.5" SSD Enterprise with 3.5" hot plug/hot replace tray							
based on Kioxia PM7 drives							
Capacity	Formfactor	Interface	Endurance	DWPD		order code E-part	order code L-part
1.92TB	3.5" (LFF)	SAS 24Gb/s	Read Intensive	1		PYBTS19NNH	PY-TS19NNH
3.84TB	3.5" (LFF)	SAS 24Gb/s	Read Intensive	1		PYBTS38NNH	PY-TS38NNH
7.68TB	3.5" (LFF)	SAS 24Gb/s	Read Intensive	1		PYBTS76NNJ	PY-TS76NNJ
15.36TB	3.5" (LFF)	SAS 24Gb/s	Read Intensive	1		PYBTS15NN	PY-TS15NN
7.68TB	3.5" (LFF)	SAS 24Gb/s	Read Intensive	1	SED	PYBTS76NNK	PY-TS76NNK
15.36TB	3.5" (LFF)	SAS 24Gb/s	Read Intensive	1	SED	PYBTS15NN2	PY-TS15NN2

max. 12x - depending on base unit & configuration

SSD SAS 3.5" Read Intensive (LFF) 2.5" SSD Enterprise with 3.5" hot plug/hot replace tray							
based on Samsung PM1653 drives							
Capacity	Formfactor	Interface	Endurance	DWPD		order code E-part	order code L-part
960GB	3.5" (LFF)	SAS 24Gb/s	Read Intensive	1	SED	PYBTS96NNH	PY-TS96NNH
1.92TB	3.5" (LFF)	SAS 24Gb/s	Read Intensive	1	SED	PYBTS19NNJ	PY-TS19NNJ
3.84TB	3.5" (LFF)	SAS 24Gb/s	Read Intensive	1	SED	PYBTS38NNJ	PY-TS38NNJ
7.68TB	3.5" (LFF)	SAS 24Gb/s	Read Intensive	1	SED	PYBTS76NNL	PY-TS76NNL
15.36TB	3.5" (LFF)	SAS 24Gb/s	Read Intensive	1	SED	PYBTS15NN3	PY-TS15NN3

This SSDs can be used as Non-SED drives, but it requires a RAID controller with SED support for using as SED drives.

max. 12x - depending on base unit & configuration

SSD SAS 3.5" Read Intensive (LFF) 2.5" SSD Enterprise with 3.5" hot plug/hot replace tray							
based on Seagate Nytro3332/3350 drives							
Capacity	Formfactor	Interface	Endurance	DWPD		order code E-part	order code L-part
960GB	3.5" (LFF)	SAS 12Gb/s	Read Intensive	1		PYBTS96NNE	PY-TS96NNE
1.92TB	3.5" (LFF)	SAS 12Gb/s	Read Intensive	1		PYBTS19NNE	PY-TS19NNE
3.84TB	3.5" (LFF)	SAS 12Gb/s	Read Intensive	1		PYBTS38NNE	PY-TS38NNE
7.68TB	3.5" (LFF)	SAS 12Gb/s	Read Intensive	1		PYBTS76NNE	PY-TS76NNE

max. 12x - depending on base unit & configuration

K

K

The SSDs not released with PRAID CP500i

SSD SATA 3.5" Mixed Use (LFF) 2.5" SSD Enterprise with 3.5" hot plug/hot replace tray							
based on Samsung PM897a drives							
Capacity	Formfactor	Interface	Endurance	DWPD		order code E-part	order code L-part
480GB	3.5" (LFF)	SATA 6Gb/s	Mixed Use	3	SED	PYBTS48NK9	PY-TS48NK9
960GB	3.5" (LFF)	SATA 6Gb/s	Mixed Use	3	SED	PYBTS96NK9	PY-TS96NK9
1.92TB	3.5" (LFF)	SATA 6Gb/s	Mixed Use	3	SED	PYBTS19NK9	PY-TS19NK9
3.84TB	3.5" (LFF)	SATA 6Gb/s	Mixed Use	3	SED	PYBTS38NK9	PY-TS38NK9

This SSDs can be used as Non-SED drives, but it requires a RAID controller with SED support for using as SED drives.

max. 12x - depending on base unit & configuration

EOL, as long as stock available

SSD SATA 3.5" Mixed Use (LFF) 2.5" SSD Enterprise with 3.5" hot plug/hot replace tray							
based on Samsung PM897 drives							
Capacity	Formfactor	Interface	Endurance	DWPD		order code E-part	order code L-part
480GB	3.5" (LFF)	SATA 6Gb/s	Mixed Use	3		PYBTS48NK8	PY-TS48NK8
960GB	3.5" (LFF)	SATA 6Gb/s	Mixed Use	3		PYBTS96NK8	PY-TS96NK8
1.92TB	3.5" (LFF)	SATA 6Gb/s	Mixed Use	3		PYBTS19NK8	PY-TS19NK8
3.84TB	3.5" (LFF)	SATA 6Gb/s	Mixed Use	3		PYBTS38NK8	PY-TS38NK8

max. 12x - depending on base unit & configuration

SSD SATA 3.5" Mixed Use (LFF) 2.5" SSD Enterprise with 3.5" hot plug/hot replace tray							
based on Micron 5300/5400 MAX drives							
Capacity	Formfactor	Interface	Endurance	DWPD		order code E-part	order code L-part
480GB	2.5" (SFF)	SATA 6Gb/s	Mixed Use	5,0		S26361-F5775-E480	S26361-F5775-L480
960GB	2.5" (SFF)	SATA 6Gb/s	Mixed Use	5,0		S26361-F5775-E960	S26361-F5775-L960
1.92TB	2.5" (SFF)	SATA 6Gb/s	Mixed Use	5,0		S26361-F5775-E192	S26361-F5775-L192
3.84TB	2.5" (SFF)	SATA 6Gb/s	Mixed Use	3,5		S26361-F5775-E384	S26361-F5775-L384

max. 12x - depending on base unit & configuration

The SSDs not released with PRAID CP500i

SSD SATA 3.5" Read Intensive (LFF) 2.5" SSD Enterprise with 3.5" hot plug/hot replace tray							
based on Samsung PM893a drives							
Capacity	Formfactor	Interface	Endurance	DWPD		order code E-part	order code L-part
480GB	3.5" (LFF)	SATA 6Gb/s	Read Intensive	1,0	SED	PYBTS48NMB	PY-TS48NMB
960GB	3.5" (LFF)	SATA 6Gb/s	Read Intensive	1,0	SED	PYBTS96NMA	PY-TS96NMA
1.92TB	3.5" (LFF)	SATA 6Gb/s	Read Intensive	1,0	SED	PYBTS19NMA	PY-TS19NMA
3.84TB	3.5" (LFF)	SATA 6Gb/s	Read Intensive	1,0	SED	PYBTS38NMA	PY-TS38NMA
7.68TB	3.5" (LFF)	SATA 6Gb/s	Read Intensive	1,0	SED	PYBTS76NMA	PY-TS76NMA

This SSDs can be used as Non-SED drives, but it requires a RAID controller with SED support for using as SED drives.

max. 12x - depending on base unit & configuration

EOL, as long as stock available

SSD SATA 3.5" Read Intensive (LFF) 2.5" SSD Enterprise with 3.5" hot plug/hot replace tray							
based on Samsung PM893 drives							
Capacity	Formfactor	Interface	Endurance	DWPD		order code E-part	order code L-part
240GB	3.5" (LFF)	SATA 6Gb/s	Read Intensive	1,0		PYBTS24NM9	PY-TS24NM9
480GB	3.5" (LFF)	SATA 6Gb/s	Read Intensive	1,0		PYBTS48NM9	PY-TS48NM9
960GB	3.5" (LFF)	SATA 6Gb/s	Read Intensive	1,0		PYBTS96NM9	PY-TS96NM9
1.92TB	3.5" (LFF)	SATA 6Gb/s	Read Intensive	1,0		PYBTS19NM9	PY-TS19NM9
3.84TB	3.5" (LFF)	SATA 6Gb/s	Read Intensive	1,0		PYBTS38NM9	PY-TS38NM9
7.68TB	3.5" (LFF)	SATA 6Gb/s	Read Intensive	1,0		PYBTS76NM9	PY-TS76NM9

max. 12x - depending on base unit & configuration

SSD SATA 3.5" Read Intensive (LFF) 2.5" SSD Enterprise with 3.5" hot plug/hot replace tray							
based on Micron 5300/5400 PRO drives							
Capacity	Formfactor	Interface	Endurance	DWPD		order code E-part	order code L-part
240GB	2.5" (SFF)	SATA 6Gb/s	Read Intensive	1,5		S26361-F5782-E240	S26361-F5782-L240
480GB	2.5" (SFF)	SATA 6Gb/s	Read Intensive	1,5		S26361-F5782-E480	S26361-F5782-L480
960GB	2.5" (SFF)	SATA 6Gb/s	Read Intensive	1,5		S26361-F5782-E960	S26361-F5782-L960
1.92TB	2.5" (SFF)	SATA 6Gb/s	Read Intensive	1,5		S26361-F5782-E192	S26361-F5782-L192
3.84TB	2.5" (SFF)	SATA 6Gb/s	Read Intensive	1,2		S26361-F5782-E384	S26361-F5782-L384
7.68TB	2.5" (SFF)	SATA 6Gb/s	Read Intensive	0,6		S26361-F5782-E768	S26361-F5782-L768

max. 12x - depending on base unit & configuration

EOL, as long as stock available

3.5" (LFF) Hard drives

HDD SAS 3.5" 15K (LFF) 2.5" HDD Enterprise Mission Critical with 3.5" hot plug/hot replace tray						
Capacity	RPM	Interface	Sector		order code E-part	order code L-part
300GB	15 000	SAS 12Gb/s	512n		S26361-F5726-E530	S26361-F5726-L530
600GB	15 000	SAS 12Gb/s	512n		S26361-F5726-E560	S26361-F5726-L560
900GB	15 000	SAS 12Gb/s	512n		S26361-F5532-E590	S26361-F5532-L590

max. 12x - depending on base unit & configuration

HDD SAS 3.5" 10K 512n (LFF) 2.5" HDD Enterprise Mission Critical with 3.5" hot plug/hot replace tray						
Capacity	RPM	Interface	Sector		order code E-part	order code L-part
300GB	10 000	SAS 12Gb/s	512n		S26361-F5728-E130	S26361-F5728-L130
600GB	10 000	SAS 12Gb/s	512n		S26361-F5728-E160	S26361-F5728-L160
1.2TB	10 000	SAS 12Gb/s	512n		S26361-F5728-E112	S26361-F5728-L112

max. 12x - depending on base unit & configuration

HDD SAS 3.5" 10K 512e (LFF) 2.5" HDD Enterprise Mission Critical with 3.5" hot plug/hot replace tray						
Capacity	RPM	Interface	Sector		order code E-part	order code L-part
1.8TB	10 000	SAS 12Gb/s	512e		S26361-F5731-E118	S26361-F5731-L118
2.4TB	10 000	SAS 12Gb/s	512e		S26361-F5569-E124	S26361-F5569-L124

max. 12x - depending on base unit & configuration

HDD SAS 3.5" 7.2K 512e (LFF) Enterprise Business Critical with hot plug/hot replace tray						
Capacity	RPM	Interface	Sector		order code E-part	order code L-part
12TB	7 200	SAS 12Gb/s	512e		PYBCHCT7B7	PY-CHCT7B7
14TB	7 200	SAS 12Gb/s	512e		PYBCHET7B6	PY-CHET7B6
16TB	7 200	SAS 12Gb/s	512e		S26361-F5571-E160	S26361-F5571-L160
18TB	7 200	SAS 12Gb/s	512e		PYBCHJT7B2	PY-CHJT7B2
20TB	7 200	SAS 12Gb/s	512e		PYBCHLT7B	PY-CHLT7B
12TB	7 200	SAS 12Gb/s	512e	SED	PYBCHCT7BW	PY-CHCT7BW
14TB	7 200	SAS 12Gb/s	512e	SED	PYBCHET7BV	PY-CHET7BV
16TB	7 200	SAS 12Gb/s	512e	SED	S26361-F5624-E160	S26361-F5624-L160
18TB	7 200	SAS 12Gb/s	512e	SED	PYBCHJT7BT	PY-CHJT7BT

max. 12x - depending on base unit & configuration

HDD SATA 3.5" 7.2K 512n (LFF) Enterprise Business Critical with hot plug/hot replace tray						
Capacity	RPM	Interface	Sector		order code E-part	order code L-part
1TB	7 200	SATA 6Gb/s	512n		PYBBH1T7B9	PY-BH1T7B9
2TB	7 200	SATA 6Gb/s	512n		PYBBH2T7B9	PY-BH2T7B9
4TB	7 200	SATA 6Gb/s	512n		PYBBH4T7B9	PY-BH4T7B9

max. 12x - depending on base unit & configuration

HDD SATA 3.5" 7.2K 512e (LFF) Enterprise Business Critical with hot plug/hot replace tray						
Capacity	RPM	Interface	Sector		order code E-part	order code L-part
12TB	7 200	SATA 6Gb/s	512e		PYBBHCT7E4	PY-BHCT7E4
14TB	7 200	SATA 6Gb/s	512e		PYBBHET7E4	PY-BHET7E4
16TB	7 200	SATA 6Gb/s	512e		S26361-F3904-E160	S26361-F3904-L160
18TB	7 200	SATA 6Gb/s	512e		PYBBHJT7E2	PY-BHJT7E2

max. 12x - depending on base unit & configuration

L

L

M.2 SATA SSD

M.2 drive for VMware ESXi and for other OSs cannot be mixed
M.2 SATA and M.2 PCIe drive cannot be mixed

M.2 Riser Kit

PYBPREM02
PY-PREM02

provides two M.2 Connectors

max 1x for system

No mixed with PDUAL CP100 and CP300

SSD SATA M.2 drive for booting, non hot-plug, for VMware ESXi

based on **Micron 5300/5400 PRO** drives

Capacity	Formfactor	Interface	DWPD	Category	order code E-part	order code L-part
240GB	M.2	SATA 6Gb/s	1,5	Boot	S26361-F5787-E240	S26361-F5787-L240

M.2 drive is designed for use as a VMware ESXi boot drive.

max. 1x per Server; M.2 Riser Kit is required. (please see folder "description"). VMware ESXi is only supported.

2x M.2 drives required; in case M.2 drives are used with PDUAL CP100 or CP300.

SSD SATA M.2 drive for booting, non hot-plug

based on **Micron 5300/5400 PRO** drives (960GB is 5400 only)

Capacity	Formfactor	Interface	DWPD	Category	order code E-part	order code L-part
240GB	M.2	SATA 6Gb/s	1,5	Boot	S26361-F5787-E240	S26361-F5787-L240
480GB	M.2	SATA 6Gb/s	1,5	Boot	S26361-F5787-E480	S26361-F5787-L480
960GB	M.2 2280	SATA 6Gb/s	1,5	Boot	PYBMF96YN	PY-MF96YN

M.2 drive is designed for use as a boot drive with the Endurance Spec. above.

2x M.2 drive for any Hypervisor by the onboard chipset Software RAID is not supported.

max. 2x per Server; M.2 Riser Kit is required. (please see folder "description"). VMware is not supported.

2x M.2 drives required; in case M.2 drives are used with PDUAL CP100 or CP300.

SSD PCIe M.2 drive for booting, non hot-plug

based on **Micron 7450 PRO** drives

Capacity	Formfactor	Interface	DWPD	Category	order code E-part	order code L-part
480GB	M.2 2280	PCIe4.0 x4	0,9	Boot	PYBBS48PEA	PY-BS48PEA
960GB	M.2 2280	PCIe4.0 x4	0,9	Boot	PYBBS96PEA	PY-BS96PEA

M.2 drive is designed for use as a boot drive with the Endurance Spec. above.

max. 2x per Server; M.2 Riser Kit is required. (please see folder "description"). 2x M.2 drives require Intel VROC Upgrade Key Premium(PYBRLVR02).

2x M.2 drives required; in case M.2 drives are used with PDUAL CP300.

Dual M.2

PDUAL CP100, CP300 and M.2 Riser Kit cannot be mixed

PDUAL CP100, dual M.2 for booting, non hot-plug

Capacity	Formfactor	Interface	Category	order code E-part	order code L-part
n/a	AIC	PCIe	Boot LP	PYBDMCP24L	PY-DMCP24

PDUAL CP100 is a carrier of 2x SSD SATA M.2 drives, which offers RAID1 with the 2x SSD M.2 drives.

PDUAL CP100 is designed for use as a hardware-mirrored (RAID1) boot device for Hypervisor, which cannot be supported by M.2 via the onboard chipset Software RAID.

Supported RAID level : RAID1 only, 2x same type of SSD M.2 drives need to be ordered separately.

Supported M.2 drives : SSD SATA M.2 240GB/480GB/960GB or 240GB for VMware ESXi. (S26361-F5787- E240/L240/E480/L480, PY*MF96YN or S26361-F5816-E240/L240)

max. 1x per Server, requires 2x SSD SATA M.2 drives.

PDUAL CP300, dual M.2 for booting, non hot-plug

Capacity	Formfactor	Interface	Category	order code E-part	order code L-part
n/a	AIC	PCIe	Boot LP	PYBDMCP35L	PY-DMCP35

PDUAL CP300 is a carrier of 2x SSD SATA or PCIe M.2 drives, which offers RAID1 with the 2x SSD M.2 drives.

PDUAL CP300 is designed for use as a hardware-mirrored (RAID1) boot device for Hypervisor, which cannot be supported by M.2 via the onboard chipset Software RAID.

Supported RAID levels : RAID1 and 0 (optional), 2x same type of SSD M.2 drives need to be ordered separately.

Supported M.2 drives : SSD SATA M.2 240GB/480GB/960GB or 240GB for VMware ESXi. (S26361-F5787- E240/L240/E480/L480, PY*MF96YN or S26361-F5816-E240/L240) or SSD PCIe M.2 480GB/960GB. (PY*BS48PEA/PY*BS96PEA) In PYR2547RAN, SSD PCIe M.2 are not supported by PDUAL CP300.

max. 1x per Server, requires 2x SSD M.2 drives.

RAID PRESET option			
Component		order code E-part	order code L-part
pre-config. RAID1 Array for M.2 in PDUAL		S26361-F5659-E13	-
This option allows pre-configuration of 2x M.2 modules to a RAID1 Array with PDUAL CP100 or CP300 ex factory. max. 1x per Server, requires 1x PDUAL CP100 or CP300.			

2.5" (SFF) PCIe-SSD

For hot plug support : RAID controller supported with PCIe-SSD is needed.
VMD is needed without RAID controller.
supported VMD / VROC excluding PYR2547RHN

PCIe-SSD 2.5" P5800X (SFF) Enterprise with hot plug/hot replace tray							
Capacity	Formfactor	Interface	Endurance	DWPD		order code E-part	order code L-part
400GB	2.5" (SFF)	PCIe4.0 x4	Write Intensive	100		PYBBS40PF	PY-BS40PF
800GB	2.5" (SFF)	PCIe4.0 x4	Write Intensive	100		PYBBS80PF	PY-BS80PF
1.6TB	2.5" (SFF)	PCIe4.0 x4	Write Intensive	100		PYBBS16PF	PY-BS16PF
max. 30x - depending on base unit & configuration							

For CM7-V/-R For EMEA limitation : can support for PYR2547RHN w/o VMD / VROC
For APAC limitation : can not support for PYR2547RHN

PCIe-SSD 2.5" Mixed Use (SFF) Enterprise with hot plug/hot replace tray							
based on Kioxia CM7-V drives							
Capacity	Formfactor	Interface	Endurance	DWPD		order code E-part	order code L-part
1.6TB	2.5" (SFF)	PCIe5.0 x4	Mixed Use	3		PYBBS16PDB	PY-BS16PDB
3.2TB	2.5" (SFF)	PCIe5.0 x4	Mixed Use	3		PYBBS32PDB	PY-BS32PDB
6.4TB	2.5" (SFF)	PCIe5.0 x4	Mixed Use	3		PYBBS64PDB	PY-BS64PDB
12.8TB	2.5" (SFF)	PCIe5.0 x4	Mixed Use	3		PYBBS12PDB	PY-BS12PDB
max. 30x - depending on base unit & configuration. Not allow L-parts for PYR2547RHN							

PCIe-SSD 2.5" Read Intensive (SFF) Enterprise with hot plug/hot replace tray							
based on Kioxia CM7-R drives							
Capacity	Formfactor	Interface	Endurance	DWPD		order code E-part	order code L-part
1.92TB	2.5" (SFF)	PCIe5.0 x4	Read Intensive	1		PYBBS19PEA	PY-BS19PEA
3.84TB	2.5" (SFF)	PCIe5.0 x4	Read Intensive	1		PYBBS38PEA	PY-BS38PEA
7.68TB	2.5" (SFF)	PCIe5.0 x4	Read Intensive	1		PYBBS76PEA	PY-BS76PEA
15.36TB	2.5" (SFF)	PCIe5.0 x4	Read Intensive	1		PYBBS15PEB	PY-BS15PEB
max. 30x - depending on base unit & configuration. Not allow L-parts for PYR2547RHN							

M

M

Chapter 11 - LAN Components

OCPv3 LoM Adapter

Broadcom 1GbE BASE-T for OCPv3

PLAN CP N41T 4X 1000BASE-T OCPv3 PT	1x	Broadcom, 1GTx4port	PYBLA284U	PY-LA284U
-------------------------------------	----	---------------------	-----------	-----------

max. 1 adapters per system

Intel 1GbE BASE-T for OCPv3

PLAN CP I350-T4 4X 1000BASE-T OCPv3 PT	1x	Intel, 1GTx4port	PYBLA274U	PY-LA274U
--	----	------------------	-----------	-----------

max. 1 adapters per system

Broadcom 10GbE BASE-T for OCPv3

PLAN EP N210TP 2X 10GBASE-T OCPv3 PT	1x	Broadcom, 10GTx2port	PYBLA3K2U	PY-LA3K2U
--------------------------------------	----	----------------------	-----------	-----------

max. 1 adapters per system

Intel 10GbE BASE-T for OCPv3

PLAN EP X710-T2L 2X 10GBASE-T OCPv3 PT	1x	Intel, 10GTx2port	PYBLA342U	PY-LA342U
--	----	-------------------	-----------	-----------

PLAN EP X710-T4L 4X 10GBASE-T OCPv3 PT	1x	Intel, 10GTx4port	PYBLA344U	PY-LA344U
--	----	-------------------	-----------	-----------

max. 1 adapters per system

Broadcom 10GbE for OCPv3

Each cage consumes 1x optical SFP+ transceiver per port.
Dual rate 10G/1G support requires 10G/1G Dual Rate SFP+ Optical Transceiver Modules.

All ports on this card need to install the same Parts Number of optical module.

PLAN EP N210P 2X 10G SFP+ OCPv3 PT	1x	Broadcom, 10Gx2port	PYBLA3J2U	PY-LA3J2U
------------------------------------	----	---------------------	-----------	-----------

Optional, 10Gb SFP+ optical transceiver module, select one per cage

SFP+ Optical Transceiver 10G Single Rate SR	2x	Finisar, 10G SR SFP+	S26361-F3986-E3	S26361-F3986-L3
---	----	----------------------	-----------------	-----------------

SFP+ Optical Transceiver 10G/1G Dual Rate SR	2x	Intel, 1G/10G SR SFP+	S26361-F3986-E5	S26361-F3986-L5
--	----	-----------------------	-----------------	-----------------

SFP+ Optical Transceiver 10G/1G Dual Rate LR	2x	Intel, 1G/10G LR SFP+	S26361-F3986-E6	S26361-F3986-L6
--	----	-----------------------	-----------------	-----------------

max. 1x per port

max. 1 adapters per system

Intel 10GbE for OCPv3

Each cage consumes 1x optical SFP+ transceiver per port.
Dual rate 10G/1G support requires 10G/1G Dual Rate SFP+ Optical Transceiver Modules.

All ports on this card can install the same Parts Number of optical module.

PLAN EP X710-DA2 2X 10G SFP+ OCPv3 PT	1x	Intel, 10Gx2port	PYBLA352U	PY-LA352U
---------------------------------------	----	------------------	-----------	-----------

PLAN EP X710-DA4 4X 10G SFP+ OCPv3 PT	1x	Intel, 10Gx4port	PYBLA354U	PY-LA354U
---------------------------------------	----	------------------	-----------	-----------

Optional, 10Gb SFP+ optical transceiver module, select one per cage

SFP+ Optical Transceiver 10G Single Rate SR	4x	Finisar, 10G SR SFP+	S26361-F3986-E3	S26361-F3986-L3
---	----	----------------------	-----------------	-----------------

SFP+ Optical Transceiver 10G/1G Dual Rate SR	4x	Intel, 1G/10G SR SFP+	S26361-F3986-E5	S26361-F3986-L5
--	----	-----------------------	-----------------	-----------------

SFP+ Optical Transceiver 10G/1G Dual Rate LR	4x	Intel, 1G/10G LR SFP+	S26361-F3986-E6	S26361-F3986-L6
--	----	-----------------------	-----------------	-----------------

max. 1x per port

max. 1 adapters per system

Broadcom 25GbE for OCPv3

Each cage consumes 1x optical SFP28

All ports on this card can install the same Parts Number of optical module.

10G SFP BTO is not available for 25G cards, please select L parts.

PLAN EP N225P 25Gb 2p SFP28 OCPv3	1x	Broadcom, 25Gx2port	PYBLA3G2U	PY-LA3G2U
-----------------------------------	----	---------------------	-----------	-----------

Optional, 25Gb SFP28 optical transceiver module, select one per cage

SFP28 25G SR E25GSFP28SRX LC	2x	Intel, 25G SR SFP28	PYBSFPS56	PY-SFPS56
------------------------------	----	---------------------	-----------	-----------

SFP28 25G LR E25GSFP28LRX LC	2x	Intel, 25G LR SFP28	PYBSFPL09	PY-SFPL09
------------------------------	----	---------------------	-----------	-----------

max. 1x per port

Optional, 10Gb SFP+ optical transceiver module, select one per cage

SFP+ Optical Transceiver 10G/1G Dual Rate SR	2x	Intel, 1G/10G SR SFP+		S26361-F3986-L5
--	----	-----------------------	--	-----------------

SFP+ Optical Transceiver 10G/1G Dual Rate LR	2x	Intel, 1G/10G LR SFP+		S26361-F3986-L6
--	----	-----------------------	--	-----------------

max. 1x per port

max. 1 adapters per system

NVIDIA 25GbE for OCPv3

Each cage consumes 1x optical SFP28

All ports on this card can install the same Parts Number of optical module.

10G SFP BTO is not available for 25G cards, please select L parts.

PLAN EP MCX6-LX 25Gb 2p SFP28 OCPv3	1x	NVIDIA, 25Gx2port	PYBLA402U4	PY-LA402U4
-------------------------------------	----	-------------------	------------	------------

Optional, 25Gb SFP28 optical transceiver module, select one per cage

SFP28 25G SR E25GSFP28SRX LC	2x	Intel, 25G SR SFP28	PYBSFPS56	PY-SFPS56
------------------------------	----	---------------------	-----------	-----------

SFP28 25G LR E25GSFP28LRX LC	2x	Intel, 25G LR SFP28	PYBSFPL09	PY-SFPL09
------------------------------	----	---------------------	-----------	-----------

SFP28 Optical Transceiver 25G SR MMA2P00-AS LC	2x	NVIDIA, 25G SR SFP28	S26361-F4054-E701	S26361-F4054-L701
--	----	----------------------	-------------------	-------------------

SFP28 25G LR MMA2L20-AR LC	2x	NVIDIA, 25G LR SFP28	PYBSFPL10	PY-SFPL10
----------------------------	----	----------------------	-----------	-----------

max. 1x per port

Optional, 10Gb SFP+ optical transceiver module, select one per cage

SFP+ Optical Transceiver 10G/1G Dual Rate SR	2x	Intel, 1G/10G SR SFP+		S26361-F3986-L5
--	----	-----------------------	--	-----------------

SFP+ Optical Transceiver 10G/1G Dual Rate LR	2x	Intel, 1G/10G LR SFP+		S26361-F3986-L6
--	----	-----------------------	--	-----------------

max. 1x per port

max. 1 adapters per system

Intel 25GbE for OCPv3				
Each cage consumes 1x optical SFP28 or SFP+ transceiver per port. All ports on this card can install the same Parts Number of optical module. 10G SFP BTO is not available for 25G cards, please select L parts.				
PLAN EP E810-XXVDA2 2X 25G SFP28 OCPv3 PT	1x	Intel, 25Gx2port	PYBLA402U	PY-LA402U
PLAN EP E810-XXVDA4 4X 25G SFP28 OCPv3 PT	1x	Intel, 25Gx4port	PYBLA404U	PY-LA404U
Optional, 25Gb SFP28 optical transceiver module, select one per cage				
SFP28 25G SR E25GSFP28SRX LC	4x	Intel, 25G SR SFP28	PYBSFSP56	PY-SFSP56
SFP28 25G LR E25GSFP28LRX LC	4x	Intel, 25G LR SFP28	PYBSFPL09	PY-SFPL09
max. 1x per port				
Optional, 10Gb SFP+ optical transceiver module, select one per cage				
SFP+ Optical Transceiver 10G/1G Dual Rate SR	4x	Intel, 1G/10G SR SFP+		S26361-F3986-L5
SFP+ Optical Transceiver 10G/1G Dual Rate LR	4x	Intel, 1G/10G LR SFP+		S26361-F3986-L6
max. 1x per port				
max. 1 adapters per system				

Broadcom 100GbE for OCPv3				
Each cage consumes 1x optical QSFP28 The QSFP will not ship on the card because it will interfere with the shipping box. All ports on this card can install the same Parts Number of optical module.				
PLAN EP N2100G 100Gb 2p QSFP56 OCPv3	1x	Broadcom, 100Gx2port	PYBLA452U	PY-LA452U
Optional, 100Gb QSFP28 Optical Transceiver module				
QSFP28 100G SR4 E100GQSFP28SRX MPO	2x	Intel, 100G SR4 QSFP28	PYBSFSP54	PY-SFSP54
QSFP28 100G LR4 FTLC1154RDPL LC	2x	II-VI, 100G LR4 QSFP28	PYBSFPL08	PY-SFPL08
QSFP28 100G SR4 MPO 850nm 100m MMA1B00-C100D	2x	NVIDIA, 100G SR4 QSFP28	S26361-F4052-E701	S26361-F4052-L701
QSFP28 100G LR4 MMA1L10-CR LC	2x	NVIDIA, 100G LR4 QSFP28	PYBSFPL11	PY-SFPL11
max. 1x per port				
max. 1x per system				

Will be available from 3Q,CY2024

Intel 100GbE for OCPv3				
Each cage consumes 1x optical QSFP28 The QSFP will not ship on the card because it will interfere with the shipping box. All ports on this card can install the same Parts Number of optical module.				
PLAN EP E810-CQDA2 2X 100G QSFP28 OCPv3 PT	1x	Intel, 100Gx2port	PYBLA432U	PY-LA432U
Optional, 100Gb QSFP28 Optical Transceiver module				
QSFP28 100G SR4 E100GQSFP28SRX MPO	2x	Intel, 100G SR4 QSFP28	PYBSFSP54	PY-SFSP54
QSFP28 100G LR4 FTLC1154RDPL LC	2x	II-VI, 100G LR4 QSFP28	PYBSFPL08	PY-SFPL08
max. 1x per port				
max. 1x per system				

NVIDIA 100GbE for OCPv3				
Each cage consumes 1x optical QSFP28 The QSFP will not ship on the card because it will interfere with the shipping box. All ports on this card can install the same Parts Number of optical module.				
PLAN EP MCX6-DX 2X 100G QSFP28 OCPv3PT	1x	NVIDIA, 100Gx2port *cannot be selected with IB.	PYBLA412U	PY-LA412U
Optional, 100Gb QSFP28 Optical Transceiver module				
QSFP28 100G SR4 MPO 850nm 100m MMA1B00-C100D	2x	NVIDIA, 100G SR4 QSFP28	S26361-F4052-E701	S26361-F4052-L701
QSFP28 100G LR4 MMA1L10-CR LC	2x	NVIDIA, 100G LR4 QSFP28	PYBSFPL11	PY-SFPL11
max. 1x per port				
max. 1x per system				

PCIe Adapter

Broadcom 1GbE BEASE-T for PCIe				
Dual speed support, auto-sense: supports 1Gbps and 100Mbps line rate per-port.				
PLAN CP BCM5719-4P 4X 1000BASE-T PCIe FH	4x	Broadcom, 1GTx4port	PYBLA284	PY-LA284
PLAN CP BCM5719-4P 4X 1000BASE-T PCIe LP	4x		PYBLA284L	
max. 4x adapters per system				
Intel 1GbE BEASE-T for PCIe				
PLAN CP 2x1Gbit Cu Intel I350-T2 FH	4x	Intel, 1GTx2port	S26361-F4610-E2	S26361-F4610-L502
PLAN CP 2x1Gbit Cu Intel I350-T2 LP	4x		S26361-F4610-E202	
PLAN CP 4x1Gbit Cu Intel I350-T4 FH	4x	Intel, 1GTx4port	S26361-F4610-E4	S26361-F4610-L504
PLAN CP 4x1Gbit Cu Intel I350-T4 LP	4x		S26361-F4610-E204	
max. 4x adapters per system				

Will be available from 2Q,CY2024
Will be available from 2Q,CY2024

Broadcom 10GbE BEASE-T for PCIe				
Dual speed support, auto-sense: supports 10Gbps and 1Gbps line rate per-port.				
PLAN EP P210TP 2X 10GBASE-T PCIe FH	4x	Broadcom P210TP	PYBLA3K2	PY-LA3K2
PLAN EP P210TP 2X 10GBASE-T PCIe LP	4x		PYBLA3K2L	
max. 4x adapters per server system				

Intel 10GbE BEASE-T for PCIe				
PLAN EP X710-T2L 2X 10GBASE-T FH	4x	Intel, 10GTx2port	PYBLA342	PY-LA342
PLAN EP X710-T2L 2X 10GBASE-T LP	4x		PYBLA342L	
PLAN EP X710-T4L 4X 10GBASE-T FH	4x	Intel, 10GTx4port	PYBLA344	PY-LA344
PLAN EP X710-T4L 4X 10GBASE-T LP	4x		PYBLA344L	
max. 4x adapters per system				

Broadcom 10GbE for PCIe				
Each cage consumes 1x optical SFP+ transceiver per port. Dual rate 10G/1G support requires 10G/1G Dual Rate SFP+ Optical Transceiver Modules. All ports on this card can install the same Parts Number of optical module.				
PLAN EP P210P 2x10Gb SFP PCIe FH	4x	Broadcom, 10Gx2port	PYBLA3J2	PY-LA3J2
PLAN EP P210P 2x10Gb SFP PCIe LP	4x		PYBLA3J2L	
Optional, 10Gb SFP+ optical transceiver module, select one per cage				
SFP+ Optical Transceiver 10G Single Rate SR	2x	Finisar, 10G SR SFP+	S26361-F3986-E3	S26361-F3986-L3
SFP+ Optical Transceiver 10G/1G Dual Rate SR	2x	Intel, 1G/10G SR SFP+	S26361-F3986-E5	S26361-F3986-L5
SFP+ Optical Transceiver 10G/1G Dual Rate LR	2x	Intel, 1G/10G LR SFP+	S26361-F3986-E6	S26361-F3986-L6
max. 1x per port				
max. 4x adapters per server system				

Intel 10GbE for PCIe				
Each cage consumes 1x optical SFP+ transceiver per port. Dual rate 10G/1G support requires 10G/1G Dual Rate SFP+ Optical Transceiver Modules. All ports on this card can install the same Parts Number of optical module.				
PLAN EP X710-DA2 2x10Gb SFP+ FH	4x	Intel, 10Gx2port	S26361-F3640-E2	S26361-F3640-L502
PLAN EP X710-DA2 2x10Gb SFP+ LP	4x		S26361-F3640-E202	
PLAN EP X710-DA4 4x10Gb SFP+ FH	4x	Intel, 10Gx4port	S26361-F3640-E4	S26361-F3640-L504
PLAN EP X710-DA4 4x10Gb SFP+ LP	4x		S26361-F3640-E204	
Optional, 10Gb SFP+ optical transceiver module, select one per cage				
SFP+ Optical Transceiver 10G Single Rate SR	4x	Finisar, 10G SR SFP+	S26361-F3986-E3	S26361-F3986-L3
SFP+ Optical Transceiver 10G/1G Dual Rate SR	4x	Intel, 1G/10G SR SFP+	S26361-F3986-E5	S26361-F3986-L5
SFP+ Optical Transceiver 10G/1G Dual Rate LR	4x	Intel, 1G/10G LR SFP+	S26361-F3986-E6	S26361-F3986-L6
<i>max. 1x per port</i>				
max. 4x adapters per system				
Broadcom 25GbE for PCIe				
Each cage consumes 1x optical SFP28. All ports on this card can install the same Parts Number of optical module. 10G SFP BTO is not available for 25G cards, please select L parts.				
PLAN EP P225P 25Gb 2p SFP28 PCIe FH	4x	Broadcom, 25Gx2port	PYBLA3H2	PY-LA3H2
PLAN EP P225P 25Gb 2p SFP28 PCIe LP	6x		PYBLA3H2L	
Optional, 25Gb SFP28 optical transceiver module, select one per cage				
SFP28 25G SR E25GSFP28SRX LC	2x	Intel, 25G SR SFP28	PYBSFPS56	PY-SFPS56
SFP28 25G LR E25GSFP28LRX LC	2x	Intel, 25G LR SFP28	PYBSFPL09	PY-SFPL09
<i>max. 1x per port</i>				
Optional, 10Gb SFP+ optical transceiver module, select one per cage				
SFP+ Optical Transceiver 10G/1G Dual Rate SR	2x	Intel, 1G/10G SR SFP+		S26361-F3986-L5
SFP+ Optical Transceiver 10G/1G Dual Rate LR	2x	Intel, 1G/10G LR SFP+		S26361-F3986-L6
<i>max. 1x per port</i>				
max. 6x adapters per system				
NVIDIA 25GbE for PCIe				
Each cage consumes 1x optical SFP28. All ports on this card can install the same Parts Number of optical module. 10G SFP BTO is not available for 25G cards, please select L parts.				
Ethernet Network Adapters				
PLAN EP MCX6-LX 25Gb 2p SFP28 PCIe FH	4x	NVIDIA, 25Gx2port	PYBLA4024	PY-LA4024
PLAN EP MCX6-LX 25Gb 2p SFP28 PCIe LP	6x		PYBLA4024L	
Optional, 25Gb SFP28 optical transceiver module, select one per cage				
SFP28 25G SR E25GSFP28SRX LC	2x	Intel, 25G SR SFP28	PYBSFPS56	PY-SFPS56
SFP28 25G LR E25GSFP28LRX LC	2x	Intel, 25G LR SFP28	PYBSFPL09	PY-SFPL09
SFP28 Optical Transceiver 25G SR MMA2P00-AS LC	2x	NVIDIA, 25G SR SFP28	S26361-F4054-E701	S26361-F4054-L701
SFP28 25G LR MMA2L20-AR LC	2x	NVIDIA, 25G LR SFP28	PYBSFPL10	PY-SFPL10
<i>max. 1x per port</i>				
Optional, 10Gb SFP+ optical transceiver module, select one per cage				
SFP+ Optical Transceiver 10G/1G Dual Rate SR	2x	Intel, 1G/10G SR SFP+		S26361-F3986-L5
SFP+ Optical Transceiver 10G/1G Dual Rate LR	2x	Intel, 1G/10G LR SFP+		S26361-F3986-L6
<i>max. 1x per port</i>				
max. 6x adapters per system				

Intel 25GbE for PCIe				
Each cage consumes 1x optical SFP28.				
All ports on this card can install the same Parts Number of optical module.				
10G SFP BTO is not available for 25G cards, please select L parts.				
PLAN EP E810-XXVDA2 2X 25G SFP28 FH	4x	Intel, 25Gx2port	PYBLA402	PY-LA402
PLAN EP E810-XXVDA2 2X 25G SFP28 LP	6x		PYBLA402L	
PLAN EP E810-XXVDA4 4X 25G SFP28 LP	6x	Intel, 25Gx4port	PYBLA404L	PY-LA404
Optional, 25Gb SFP28 optical transceiver module, select one per cage				
SFP28 25G SR E25GSFP28SRX LC	4x	Intel, 25G SR SFP28	PYBSFPS56	PY-SFPS56
SFP28 25G LR E25GSFP28LRX LC	4x	Intel, 25G LR SFP28	PYBSFPL09	PY-SFPL09
<i>max. 1x per port</i>				
Optional, 10Gb SFP+ optical transceiver module, select one per cage				
SFP+ Optical Transceiver 10G/1G Dual Rate SR	4x	Intel, 1G/10G SR SFP+		S26361-F3986-L5
SFP+ Optical Transceiver 10G/1G Dual Rate LR	4x	Intel, 1G/10G LR SFP+		S26361-F3986-L6
<i>max. 1x per port</i>				
max. 6x adapters per server system				
Broadcom 100GbE for PCIe				
Each cage consumes 1x optical QSFP28				
All ports on this card can install the same Parts Number of optical module.				
PLAN EP P2100G 100Gb 2p QSFP56 PCIe LP	6x	Broadcom, 100Gx2port	PYBLA442L	PY-LA442
Optional, 100Gb QSFP28 Optical Transceiver module				
QSFP28 100G SR4 E100GQSFP28SRX MPO	2x	Intel, 100G SR4 QSFP28	PYBSFPS54	PY-SFPS54
QSFP28 100G LR4 FTLC1154RDPL LC	2x	II-VI, 100G LR4 QSFP28	PYBSFPL08	PY-SFPL08
QSFP28 100G SR4 MPO 850nm 100m MMA1B00-C100D	2x	NVIDIA, 100G SR4 QSFP28	S26361-F4052-E701	S26361-F4052-L701
QSFP28 100G LR4 MMA1L10-CR LC	2x	NVIDIA, 100G LR4 QSFP28	PYBSFPL11	PY-SFPL11
<i>max. 1x per port</i>				
max. 6x adapters per system				
Intel 100GbE for PCIe				
Each cage consumes 1x optical QSFP28.				
The QSFP will not ship on the card because it will interfere with the shipping box.				
All ports on this card need to install the same Parts Number of optical module.				
PLAN EP E810-CQDA2 2X 100G QSFP28 LP	6x	Intel, 100Gx2port	PYBLA432L	PY-LA432
Optional, 100Gb QSFP28 Optical Transceiver module				
QSFP28 100G SR4 E100GQSFP28SRX MPO	2x	Intel, 100G SR4 QSFP28	PYBSFPS54	PY-SFPS54
QSFP28 100G LR4 FTLC1154RDPL LC	2x	II-VI, 100G LR4 QSFP28	PYBSFPL08	PY-SFPL08
<i>max. 1x per port</i>				
max. 6x adapters per server system				
NVIDIA 100GbE for PCIe				
Each cage consumes 1x optical QSFP28.				
The QSFP will not ship on the card because it will interfere with the shipping box.				
All ports on this card need to install the same Parts Number of optical module.				
PLAN EP MCX6-DX 2X 100G QSFP28 LP	6x	NVIDIA, 100Gx2port *cannot be selected with IB.	PYBLA412L	PY-LA412
Optional, 100Gb QSFP28 Optical Transceiver module				
QSFP28 100G SR4 MPO 850nm 100m MMA1B00-C100D	2x	NVIDIA, 100G SR4 QSFP28	S26361-F4052-E701	S26361-F4052-L701
QSFP28 100G LR4 MMA1L10-CR LC	2x	NVIDIA, 100G LR4 QSFP28	PYBSFPL11	PY-SFPL11
<i>max. 1x per port</i>				
max. 6x adapters per server system				

Will not be available the mix with 5th gen CPU

N

Chapter 12 - Fibre Channel Controller

N

64G Fibre Channel adapters with LC interface for 50µm optical cables (OM4 or OM3)				
PFC EP LPe36000 1X 64GFC PCIe v4	4x	Broadcom, 64GFCx1port	PYBFC441	PY-FC441
PFC EP LPe36000 1X 64GFC PCIe v4 LP	6x		PYBFC441L	
PFC EP LPe36002 2X 64GFC PCIe v4	4x	Broadcom, 64GFCx2port	PYBFC442	PY-FC442
PFC EP LPe36002 2X 64GFC PCIe v4 LP	6x		PYBFC442L	
PFC EP QLE2870 1X 32GFC PCIe v4	4x	Marvell, 64GFCx1port	PYBFC431	PY-FC431
PFC EP QLE2870 1X 32GFC PCIe v4 LP	6x		PYBFC431L	
PFC EP QLE2872 2X 32GFC PCIe v4	4x	Marvell, 64GFCx2port	PYBFC432	PY-FC432
PFC EP QLE2872 2X 32GFC PCIe v4 LP	6x		PYBFC432L	
32G Fibre Channel adapters with LC interface for 50µm optical cables (OM4 or OM3)				
PFC EP LPe35000 1X 32GFC PCIe v4	4x	Broadcom, 32GFCx1port	PYBFC421	PY-FC421
PFC EP LPe35000 1X 32GFC PCIe v4 LP	6x		PYBFC421L	
PFC EP LPe35002 2X 32GFC PCIe v4	4x	Broadcom, 32GFCx2port	PYBFC422	PY-FC422
PFC EP LPe35002 2X 32GFC PCIe v4 LP	6x		PYBFC422L	
PFC EP QLE2770 1X 32GFC PCIe v4	4x	Marvell, 32GFCx1port	PYBFC411	PY-FC411
PFC EP QLE2770 1X 32GFC PCIe v4 LP	6x		PYBFC411L	
PFC EP QLE2772 2X 32GFC PCIe v4	4x	Marvell, 32GFCx2port	PYBFC412	PY-FC412
PFC EP QLE2772 2X 32GFC PCIe v4 LP	6x		PYBFC412L	
16Gb Fibre Channel adapter with LC interface for 50µm optical cables (OM4 or OM3)				
PFC EP LPe31000 1x 16Gb FH	4x	Broadcom, 16GFCx1port	S26361-F5596-E1	S26361-F5596-L501
PFC EP LPe31000 1x 16Gb LP	6x		S26361-F5596-E201	
PFC EP LPe31002 2x 16Gb FH	4x	Broadcom, 16GFCx2port	S26361-F5596-E2	S26361-F5596-L502
PFC EP LPe31002 2x 16Gb LP	6x		S26361-F5596-E202	
PFC EP QLE2690 1x 16Gb FH	4x	Marvell, 16GFCx1port	S26361-F5580-E1	S26361-F5580-L501
PFC EP QLE2690 1x 16Gb LP	6x		S26361-F5580-E201	
PFC EP QLE2692 2x 16Gb FH	4x	Marvell, 16GFCx2port	S26361-F5580-E2	S26361-F5580-L502
PFC EP QLE2692 2x 16Gb LP	6x		S26361-F5580-E202	

max. 7 Controller per system (mixed configurations are supported)

Chapter 13 - Infiniband Controllers

S26361-F5756-L102	PY-HC402	PY-HC541	PY-HC521
S26361-F5756-E102	PYBHC402	PYBHC541	PYBHC521
IB HCA 200Gb 1channel HDR	IB HCA 200Gb 2channel HDR	IB HCA 400Gb 1channel NDR	IB HCA 200Gb 1channel NDR200
200Gbit 1channel Infiniband Controller HDR technology (8.0GT/s) with PCI short riser *cannot be selected with PLAN EP MCX4-LX 25Gb(S26361-F4054-L502/S26361-F4054-E2/S26361-F4054-E202)/PLAN EP MCX6-DX 2X 100G[PY-LA412/PYBLA412/PYBLA412L]/PLAN EP MCX4-LX 25Gb OCPv3[PY-LA3F2U/PYBLA3F2U]/PLAN EP MCX6-DX 2X 100G OCPv3[PY-LA412U/PYBLA412U] /PY-LA402U5/PYBLA402U5/PY-LA02U05/PYBLA02U05 /PY-LA4024/PYBLA4024/PYBLA402L4/ **AOC cannot be supported	200Gbit 2channel Infiniband Controller HDR technology (8.0GT/s) *cannot be selected with PLAN EP MCX4-LX 25Gb(S26361-F4054-L502/S26361-F4054-E2/S26361-F4054-E202)/PLAN EP MCX6-DX 2X 100G[PY-LA412/PYBLA412/PYBLA412L]/PLAN EP MCX4-LX 25Gb OCPv3[PY-LA3F2U/PYBLA3F2U]/PLAN EP MCX6-DX 2X 100G OCPv3[PY-LA412U/PYBLA412U] /PY-LA402U5/PYBLA402U5/PY-LA02U05/PYBLA02U05 /PY-LA4024/PYBLA4024/PYBLA402L4/ **AOC cannot be supported	400Gbit 1channel Infiniband Controller HDR technology (8.0GT/s) with PCI short riser *cannot be selected with PLAN EP MCX4-LX 25Gb(S26361-F4054-L502/S26361-F4054-E2/S26361-F4054-E202)/PLAN EP MCX6-DX 2X 100G[PY-LA412/PYBLA412/PYBLA412L]/PLAN EP MCX4-LX 25Gb OCPv3[PY-LA3F2U/PYBLA3F2U]/PLAN EP MCX6-DX 2X 100G OCPv3[PY-LA412U/PYBLA412U] /PY-LA402U5/PYBLA402U5/PY-LA02U05/PYBLA02U05 /PY-LA4024/PYBLA4024/PYBLA402L4/ **AOC cannot be supported	200Gbit 1channel Infiniband Controller HDR technology (8.0GT/s) with PCI short riser *cannot be selected with PLAN EP MCX4-LX 25Gb(S26361-F4054-L502/S26361-F4054-E2/S26361-F4054-E202)/PLAN EP MCX6-DX 2X 100G[PY-LA412/PYBLA412/PYBLA412L]/PLAN EP MCX4-LX 25Gb OCPv3[PY-LA3F2U/PYBLA3F2U]/PLAN EP MCX6-DX 2X 100G OCPv3[PY-LA412U/PYBLA412U] /PY-LA402U5/PYBLA402U5/PY-LA02U05/PYBLA02U05 /PY-LA4024/PYBLA4024/PYBLA402L4/ **AOC cannot be supported
1x Q-SFP+ connector	2x Q-SFP+ connector	1x Q-SFP connector	1x Q-SFP+ connector
PCle Gen4 x16 LP Card, 170mm	PCle Gen4 x16 LP Card, 170mm	PCle Gen5 x16 LP Card, 170mm	PCle Gen5 x16 LP Card, 170mm
max. 4x per system	max. 4x per system	max. 4x per system	max. 4x per system

For loose delivery and in Rack customizing

Cables for Mellanox 200Gbit Controller:

S26361-F5747-L671
MELLANOX COP_CABLE, 200GB/S, QSFP, LSZH, 1M
S26361-F5747-L672
MELLANOX COP_CABLE, 200GB/S, QSFP, LSZH, 2M

Network Components, Controller and cables for later upgrade

o

Chapter 14 - Power supply unit, power cable, certifications, region kits

O

Power supply unit

modular redundant Power Supply

2nd PSU for redundancy				
occupies hot plug PSU slot, min. 1 / max. 2x per system except 500W, 500W platinum/titanium PSU min.2 / max.2x per system				
input nominal voltage (AC): 100V-240V, max: 90V-264V; input dropout 10ms/100% load, 47Hz-63Hz				
500W platinum PSU	94% eff.	Connector type: C13, APAC/JAPAN region only, Not support ATD40/45	PYBPU501	PY-PU501
500W titanium PSU	96% eff.	Connector type: C13, nom. 220-240V, max. 180-264V, Not support ATD40/45	PYBPU503	PY-PU503
900W platinum PSU	94% eff.	Connector type: C13, APAC/JAPAN region only	PYBPU902	PY-PU902
900W titanium PSU	96% eff.	Connector type: C13, nom. 220-240V, max. 180-264V	PYBPU901	PY-PU901
1600W platinum PSU	94% eff.	Connector type: C13, APAC/JAPAN region only	PYBPU163	PY-PU163
1600W titanium PSU	96% eff.	Connector type: C13, nom. 220-240V, max. 180-264V	PYBPU165	PY-PU165
2200W platinum PSU	94% eff.	Connector type: C19, APAC/JAPAN region only	PYBPU221	PY-PU221
2400W Titanium PSU	96% eff.	Connector type: C19, nom. 220-240V, max. 180-264V	PYBPU243	PY-PU243

DC PSU

1300W PSU DC	94% eff.	48V DC, powercode see below	PYBPU131D	PY-PU131D
1600W PSU HVDC	94% eff.	380V DC, Connector type: Anderson Power Products Saf-D-Grid® Plug type APAC/JAPAN region only	PYBPU163D	PY-PU163D

Dummy module instead PSU

Dummy module for closing the 2nd PSU hole, in case only 1 PSU is equipped, max. 1x per system	PYBDMP03
--	----------

Power cord option for Rack Server, 1x per PSU

Cable powercord rack, 1.8m, black, IEC 320 C14 -> C13 (10A plug)	T26139-Y1968-E180	T26139-Y1968-L180
Cable powercord rack, 2.5m, black, IEC 320 C14 -> C13 (10A plug)	T26139-Y1968-E250	T26139-Y1968-L250
Cable powercord rack, 4m, black, IEC 320 C14 -> C13 (10A plug)	T26139-Y1968-E100	T26139-Y1968-L10
Cable powercord (USA) 15A, 1.8m, black, NEMA 5-15 connector 498G -> C13 (plug), 15A, , rack or wall	T26139-Y1741-E90	T26139-Y1741-L90
Cable powercord (Taiwan), 1.8m, rack or wall	T26139-Y1757-E10	T26139-Y1757-L10
Cable powercord -48V DC, 3m, black	PYBCBPDC4	PY-CBPDC4
Cable powercord (D, A, B, F, NL, FIN, N, S, E, P, RUS, TR), 1.8m, grey		T26139-Y1740-L10
Cable powercord (UK, IR), 1.8m, grey		T26139-Y1744-L10
Cable powercord (I), 1.8m, grey		T26139-Y1745-L10
Cable powercord (DK), 1.8m, grey		T26139-Y1746-L10
Power cord 16A IEC320 C19->C20, 3.5m for 2200W/2400W PSU	S26361-F3151-E300	S26361-F3151-L300
Power cord IEC320 C19 -> US NEMA L6-20p, 4m for 2200W/2400W PSU	S26361-F3151-E500	S26361-F3151-L500
Power cord 16A IEC320 C19->CEE 7/7, 2.5m for 2200W/2400W PSU		S26361-F3151-L100
Power cord option for Rack Server, Max. 1pcs. This order code isn't related PSU qty.		
no power cord		
no power cord	T26139-Y3850-E10	

Region Kits, 1x per System

Region Kit Europe, Contains warranty sheet and safety instructions in German, English, French, Spanish, Italian, Polish, Russian and Welsh language need to be included always into the order from EU and EFTA (Sales region for EMEA only)	S26361-F1452-E140	
Region Kit APAC/EMEA/India, Contains warranty sheet and safety instructions for APAC, EMEA and India	S26361-F1452-E100	
Region Kit America, Contains warranty sheet, registration hints and safety instructions for America	S26361-F1452-E130	
Region Kit China for CCC systems, Contains warranty sheet and safety instructions for China, need to be included always into the order from China country (Sales region for APAC only)	S26361-F1452-E101	

Certifications, Made in Germany Sticker, optional 1x per system

Certification for China, (CCC), Reduced component selection possible, only with no power cord option	S26361-F3301-E120
--	-------------------

P

Chapter 16 - Energy Star

O

EOL		EOL					
S26361-F3301-E541		S26361-F3301-E542		PYBES24		PYBES25	
RX2540 Mx E-Star Fam1		RX2540 Mx E-Star Fam2		RX2540 Mx E-Star Fam1		RX2540 Mx E-Star Fam2	
Limits configuration in accordance with Energy Star requirements for systems with 1 CPU max. 1x per system		Limits configuration in accordance with Energy Star requirements for systems with 2 CPU max. 1x per system		Limits configuration in accordance with Energy Star requirements for systems with 1 CPU max. 1x per system		Limits configuration in accordance with Energy Star requirements for systems with 2 CPU max. 1x per system	
1 CPU Variant not allowed are: <ul style="list-style-type: none"> limitations for E-Star Fam1 certification - 2 CPU configuration - CPU Xeon Bronze 3408U - 2x internal HBA/RAID cards configuration (1x internal HBA/RAID card is ok) 		2 CPU Variant not allowed are: <ul style="list-style-type: none"> limitations for E-Star Fam2 certification - 1 CPU configuration - CPU Xeon Bronze 3408U - 2x internal HBA/RAID cards configuration (1x internal HBA/RAID card is ok) 		1 CPU Variant not allowed are: <ul style="list-style-type: none"> limitations for E-Star Fam1 certification - 2 CPU configuration - CPU Xeon Bronze 3408U - CPU Xeon Silver 4410Y - CPU Xeon Silver 4410T - CPU Xeon Silver 4419+ - CPU Xeon Gold 5415+ - CPU Xeon Gold 5416S - CPU Xeon Gold 6434 - CPU Xeon Bronze 3508U - CPU Xeon Silver 4510 - CPU Xeon Silver 4514Y - CPU Xeon Silver 4510T - CPU Xeon Gold 5515+ - CPU Xeon Gold 6534 - 900W platinum PSU - 1600W platinum PSU 		2 CPU Variant not allowed are: <ul style="list-style-type: none"> limitations for E-Star Fam2 certification - 1 CPU configuration - CPU Xeon Bronze 3408U - CPU Xeon Silver 4410Y - CPU Xeon Silver 4410T - CPU Xeon Gold 5415+ - CPU Xeon Gold 5416S - CPU Xeon Gold 6434 - CPU Xeon Bronze 3508U - CPU Xeon Silver 4510 - CPU Xeon Silver 4514Y - CPU Xeon Silver 4510T - CPU Xeon Gold 5515+ - CPU Xeon Gold 6534 - 900W platinum PSU - 1600W platinum PSU - 2200W platinum PSU 	

ENERGY STAR-configurations with one CPU will be labeled: PRIMERGY RX2540 M7 E-Star Fam1
 ENERGY STAR-configurations with two CPU will be labeled: PRIMERGY RX2540 M7 E-Star Fam2
 non ENERGY STAR-configurations will be labeled: PRIMERGY RX2540 M7

P

Chapter 17 - ErP Lot 9 restriction

R

*Region kit Europe must be ordered for shipment to ship in EU and EFTA countries to apply ErP Lot9 restriction

Region Kits, 1x per System	
Region Kit APAC/EMEA/India, Contains warranty sheet and safety instructions for APAC, EMEA and India	S26361-F1452-E100
Region Kit America, Contains warranty sheet, registration hints and safety instructions for America	S26361-F1452-E130

Region Kits, 1x per System	
Region Kit Europe*, Contains warranty sheet and safety instructions in German, English, French, Spanish, Italian, Polish, Russian and Welsh language	S26361-F1452-E140

Restriction for Erp Lot9 directive,
 Not allowed: (For all base unit)
 - 500W platinum PSU
 - 900W platinum PSU
 - 1600W platinum PSU
 - 2200W platinum PSU
need to select one of PYBETL25 or PYBETL26

ErP Lot9 Restriction for 16GB DIMM, 1x per System	
For 2.5" base unit only 2.5" base unit: PYR2547R2N, PYR2547RBN, PYR2547RCN, PYR2547RDN, PYR2547RFN, PYR2547RGN, PYR2547RHN, PYR2547RJN, PYR2547RKN, PYR2547RMN	
Erp Lot9 configuration 1	PYBETL25

ErP Lot9 Restriction for >=32GB DIMM, 1x per System	
For all 3.5", 2.5" base unit 3.5" base unit: PYR2547R3N, PYR2547RAN, PYR2547RLN 2.5" base unit: PYR2547R2N, PYR2547RBN, PYR2547RCN, PYR2547RDN, PYR2547REN, PYR2547RFN, PYR2547RGN, PYR2547RHN, PYR2547RJN, PYR2547RKN, PYR2547RMN	
ErP Lot 9 configuration 2	PYBETL26

Restriction for ErP Lot 9 directive,
 (For all base unit:
3.5": PYR2547R3N, PYR2547RAN, PYR2547RLN
2.5": PYR2547R2N, PYR2547RBN, PYR2547RCN, PYR2547RDN, PYR2547REN, PYR2547RFN, PYR2547RGN, PYR2547RHN, PYR2547RJN, PYR2547RKN, PYR2547RMN)
 - **1G LAN max. 1**
 Not allowed:
 - CPU: Bronze **3508U (PYBCP68X1)**/3408U (PYBCP65XR)
 - **NVIDIA T400 (PYBVG4T2L)**

Restriction for ErP Lot 9 directive,
 (For all base unit:
3.5": PYR2547R3N, PYR2547RAN, PYR2547RLN
2.5": PYR2547R2N, PYR2547RBN, PYR2547RCN, PYR2547RDN, PYR2547REN, PYR2547RFN, PYR2547RGN, PYR2547RHN, PYR2547RJN, PYR2547RKN, PYR2547RMN)
 Not allowed:
 - CPU: Bronze **3508U (PYBCP68X1)**/3408U (PYBCP65XR)
 - DIMM: 16GB DIMM (PYBME16SL/PYBME16SP)

S

Chapter 18 - Thermal Rule

Q

For CPU group, refer to Chapter3- CPU

3.5" base unit (not including Nvidia A2/L4, high Level PCIe card, high Tier OCP, Rear Bay)

CPU	Memory Type	Front drive bay		Nvidia A2/L4	Option Card			Ambient Temp.	
		DDR5	10x3.5"		12x3.5"	LP PCIe	FH PCIe		OCP
2CPU/1CPU configuration	CPU A	16GB - 256GB	Front: 0-6	Front: 0-6	0	Level1-4	Level1-4	Tier1-8	35C
	CPU B		7-10**	7-12**					
	CPU C		Rear: 0	Rear: 0					
	CPU A	16GB - 256GB	Front: 0-6	Front: 0-6	0	Level1-7	Level1-8	Tier 1-10	30C *
	CPU B		Rear: 0	Rear: 0					
CPU C	Not support				Level1-6	Level1-7			
CPU A	16GB - 256GB	Front:7-10**	Front: 7-12**	0	Level1-5	Level1-5	Tier1-9	30C *	
CPU B		Rear: 0	Rear: 0						
CPU C									
CPU D	16GB - 256GB	Front:0-10**	Front:0-12**	0	Level1-4	Level1-4	Tier1-8		
CPU E	Not support								

* Need to select Configuration Thermal Design 30°C(PYBETA1)

** Need to select Configuration Thermal Design 3.5"HDD(PYBETA2) for more than 6 drives.

3.5" base unit (including Nvidia A2/L4, high Level PCIe Card, high Tier OCP card)

CPU	Memory Type	Front drive bay		Nvidia A2/L4	Option Card			Ambient Temp.	
		DDR5	10x3.5"		12x3.5"	LP PCIe	FH PCIe		OCP
2CPU/1CPU configuration	CPU A	16GB - 256GB	Front: 0-6	Front: 0-6	1-6	Level1-7	Level1-8	Tier1-10	30C *
	CPU B		Rear: 0	Rear: 0					
	CPU C								
	CPU D				Level1-6	Level1-7	Tier 1-10	25C**	
	CPU E								

* Need to select Configuration Thermal Design 30°C(PYBETA1)

** For CPU D, Need Special Release request and to select Configuration Thermal Design 25°C(PYBET21)

Update 3.5" base unit (including Rear bay ***)

CPU	Memory Type	Front / Rear drive bay(Rear : 6pcs)		Nvidia A2/L4	Option Card			Ambient Temp.
		DDR5	12x3.5"			LP PCIe	FH PCIe	
2CPU/1CPU configuration	CPU A	16GB - 256GB	Front: 0-6	0	Level1-4	Level1-4	Tier1-8	30C *
	CPU B		7-12**					
	CPU C		Rear : 1-6					
	CPU D	Not support						
	CPU E							

* Need to select Configuration Thermal Design 30°C(PYBETA1)

** Need to select Configuration Thermal Design 3.5"HDD(PYBETA2) for more than 6 drives.

*** Not allow Kioxia PCIe SSD

PYBBS16PD6/PYBBS32PD6/PYBBS64PD6/PYBBS12PD6/PYBBS96PE6/PYBBS19PE6/PYBBS38PE6/PYBBS76PE6/PYBBS15PE6/
PYBBS16PDB/PYBBS32PDB/PYBBS64PDB/PYBBS12PDB/PYBBS19PEA/PYBBS38PEA/PYBBS76PEA/PYBBS15PEB

Update 3.5" base unit (including KIOXIA NVME SSD Rear bay ***) EMEA Only

CPU	Memory Type	Front / Rear drive bay(Rear : 6pcs)		Nvidia A2/L4	Option Card			Ambient Temp.
		DDR5	12x3.5"			LP PCIe	FH PCIe	
2CPU/1CPU configuration	CPU A	16GB - 256GB	Front: 0-6	0	Level1-4	Level1-4	Tier1-8	30C *
	CPU B		7-12**					
	CPU C		Rear : 1-6					
	CPU D	Not support						
	CPU E							

* Need to select Cooling kit 1U EVAC heatsink and air duct for CPU A(PYBTKCPCA2)

** Need to select Configuration Thermal Design 3.5"HDD(PYBETA2) for more than 6 drives.

*** can allow Kioxia PCIe SSD

PYBBS16PD6/PYBBS32PD6/PYBBS64PD6/PYBBS12PD6/PYBBS96PE6/PYBBS19PE6/PYBBS38PE6/PYBBS76PE6/PYBBS15PE6/
PYBBS16PDB/PYBBS32PDB/PYBBS64PDB/PYBBS12PDB/PYBBS19PEA/PYBBS38PEA/PYBBS76PEA/PYBBS15PEB

**** Need to select Cooling kit 1U EVAC heatsink and air duct for CPU B(PYBTKCPCA3)

3.5" base unit (ATD40)

CPU	Memory Type	Front drive bay		Nvidia A2/L4	Option Card			Ambient Temp.	
		DDR5	10x3.5"		12x3.5"	LP PCIe	FH PCIe		OCP
2CPU/1CPU configuration	CPU A	16GB - 128GB	Front: 0-6	Front: 0-6	0	Level1-3	Level1-3	Tier1-7	40C
	CPU B		Rear: 0	Rear: 0					
	CPU C								
	CPU D	Not support							
	CPU E								

3.5" base unit (ATD45)

CPU	Memory Type	Front drive bay		Nvidia A2/L4	Option Card			Ambient Temp.	
		DDR5	10x3.5"		12x3.5"	LP PCIe	FH PCIe		OCP
2CPU/1CPU configuration	CPU A	16GB - 128GB	Front: 0-6	Front: 0-6	0	Level1-2	Level1-2	Tier1-6	45C
	CPU B		Rear: 0	Rear: 0					
	CPU C								
	CPU D	Not support							
	CPU E								

2.5" base unit (not including Nvidia A2/L4, Rear drive bay)

CPU	Memory Type		Front / Rear drive bay		Nvidia A2/L4	Option Card			Ambient Temp.
		DDR5	8x/16x2.5"	24x2.5"		LP PCIe	FH PCIe	OCF	
2CPU/1CPU configuration	CPU A	16GB - 256GB	Front: 0-16	Front: 0-24	0	Level1-6	Level1-7	Tier1-12	35C
	CPU B		Rear:0	Rear:0					
	CPU C								
	CPU D								
	CPU E								
		16GB - 256GB	Front: 0-16	Front: 0-24	0	Level1-7	Level1-8	Tier1-12	30C *

* Need to select Configuration Thermal Design 30°C(PYBETA1)

2.5" base unit (including Nvidia A2/L4)

CPU	Memory Type		Front / Rear drive bay		Nvidia A2/L4	Option Card			Ambient Temp.
		DDR5	8x/16x2.5"	24x2.5"		LP PCIe	FH PCIe	OCF	
2CPU/1CPU configuration	CPU A	16GB - 256GB	Front: 0-16	Front: 0-24	1-6	Level1-6	Level1-7	Tier1-10	30C *
	CPU B		Rear:0	Rear:0					
	CPU C								
	CPU D								
	CPU E		Not Support						

* Need to select Configuration Thermal Design 30°C(PYBETA1)

** For CPU D, Need Special Release request and to select Configuration Thermal Design 25°C(PYBET21)

2.5" base unit(including Rear drive bay)**

CPU	Memory Type		Front / Rear drive bay		Nvidia A2/L4	Option Card			Ambient Temp.
		DDR5	8x/16x2.5"	24x2.5"		LP PCIe	FH PCIe	OCF	
2CPU/1CPU configuration	CPU A	16GB - 256GB	Front: 0-16	Front: 0-24	0	Level1-6	Level1-6	Tier1-12	30C *
	CPU B		Rear:1-6	Rear:1-6					
	CPU C								
	CPU D								
	CPU E		** ,***						

* Need to select Configuration Thermal Design 30°C(PYBETA1)

** For PYR2547R2N/PYR2547REN/PYR2547RFN/PYR2547RGN

Kioxia PCIe SSD not allow CPU E and Tier12 OCP cards.

(PYBBS16PD6/PYBBS32PD6/PYBBS64PD6/PYBBS12PD6/PYBBS96PE6/PYBBS19PE6/PYBBS38PE6/PYBBS76PE6/PYBBS15PE6)

*** For PYR2547RHN

Rear bay not allow CPU E and Tier12 OCP cards.

2.5" base unit(including Kioxia SSD Rear drive bay)

CPU	Memory Type		Front / Rear drive bay		Nvidia A2/L4	Option Card			Ambient Temp.
		DDR5	8x/16x2.5"	24x2.5"		LP PCIe	FH PCIe	OCF	
2CPU/1CPU configuration	CPU A	16GB - 256GB	Front: 0-16	Front: 0-24	0	Level1-6	Level1-6	Tier1-11	30C *
	CPU B		Rear:1-6	Rear:1-6					
	CPU C								
	CPU D								
	CPU E		Not support						

* Need to select Configuration Thermal Design 30°C(PYBETA1)

2.5" base unit (ATD40)

CPU	Memory Type		Front / Rear drive bay		Nvidia A2/L4	Option Card			Ambient Temp.
		DDR5	8x/16x2.5"	24x2.5"		LP PCIe	FH PCIe	OCF	
2CPU/1CPU configuration	CPU A	16GB - 128GB	Front: 0-16	Front: 0-24	0	Level1-5	Level1-5	Tier1-9	40C
	CPU B		Rear:0	Rear:0					
	CPU C								
	CPU D								
	CPU E		Not support						

2.5" base unit (ATD45)

CPU	Memory Type		Front / Rear drive bay		Nvidia A2/L4	Option Card			Ambient Temp.
		DDR5	8x/16x2.5"	24x2.5"		LP PCIe	FH PCIe	OCF	
2CPU/1CPU configuration	CPU A	16GB - 128GB	Front: 0-16	Front: 0-24	0	Level1-4	Level1-4	Tier1-8	45C
	CPU B		Rear:0	Rear:0					
	CPU C								
	CPU D		Not support						
	CPU E								

2.5"/3.5" base unit for Graphics

CPU	Memory Type		Front drive bay		Nvidia A2/L4	Option Card			Ambient Temp.
		DDR5	6x3.5"	8x/16x2.5"		LP PCIe	FH PCIe	OCF	
2CPU/1CPU configuration	CPU A	16GB - 256GB	Front: 0-6	Front: 0-16	0	Level1-6	**	Tier1-9	30C *
	CPU B		Rear: 0	Rear: 0					
	CPU C								
	CPU D								
	CPU E		Not support						
		16GB - 256GB	Front: 0-6	Front: 0-16	0	Level1-7	**	Tier1-10	25C ***
			Rear: 0	Rear: 0		Level1-6		Tier1-9	

* Need to select Configuration Thermal Design 30°C(PYBETA1)

** Only GFX/GPU cards are supported

*** Need to select Configuration Thermal Design 25°C(PYBET21)

Option card: PCIe Level for Thermal condition

Card		Product Number		PCIe Level
		FH	LP	
RAID/SAS	PDUAL CP100 PDUAL CP300 PRAID CP500i RAID Contr. PRAID EP520i RAID Contr. LP PRAID EP540i RAID LP PRAID EP580i RAID LP PSAS CP600e FH / LP PSAS CP600i LP PSAS CP600i LP for LTO PRAID CP600i LP PRAID EP640i LP PRAID EP680i LP / NVMe LP PRAID EP680e RAID Contr. FH/LP PSAS CP2100-8i LP PSAS CP2200-16i LP / NVMe LP PSAS CP2200-16i for LTO PRAID EP3252-8i LP PRAID EP3254-8i LP PRAID EP3258-16i LP / NVMe LP PRAID EP740i LP / NVMe LP PRAID EP781i FH High Performance	PYBSC4FAE PYBSR4C6E	PYBDMCP24L PYBDMCP35L PYBSR3FBL S26361-F4042-E202 S26361-F4042-E214 S26361-F4042-E208 PYBSC4FAEL PYBSC4FAL PYBSC4FA2L PYBSR4FAL PYBSR4C63L PYBSR4C6L / PYBSR4C62L PYBSR4C6EL PYBSC3MA2L / PYBSC3MAWL PYBSC4MA1L / PYBSC4MA2L PYBSC4MA3L PYBSR4MA1L PYBSR4MA2L PYBSR4MA3L / PYBSR4MA4L (TBD) (TBD)	Level4 Level5 Level3 Level4 Level4 Level4 Level3 Level3 Level3 Level3 Level3 Level3 Level3 Level3 Level4 Level4 Level4 Level4 Level4
			S26361-F5596-E1 S26361-F5596-E2 PYBFC421 PYBFC422 PYBFC441 PYBFC442 S26361-F5580-E1 S26361-F5580-E2 PYBFC411 PYBFC412 PYBFC431 PYBFC432	S26361-F5596-E201 S26361-F5596-E202 PYBFC421L PYBFC422L PYBFC441L PYBFC442L S26361-F5580-E201 S26361-F5580-E202 PYBFC411L PYBFC412L PYBFC431L PYBFC432L
FC	PFC EP LPe31000 1x 16Gb FH / LP PFC EP LPe31002 2x 16Gb FH / LP PFC EP LPe35000 1X 32GFC PCIe v4 / LP PFC EP LPe35002 2X 32GFC PCIe v4 / LP PFC EP LPe36000 1X 64GFC PCIe v4 / LP PFC EP LPe36002 2X 64GFC PCIe v4 / LP PFC EP QLE2690 1x 16Gb FH / LP PFC EP QLE2692 2x 16Gb FH / LP PFC EP QLE2770 1X 32GFC PCIe v4 / LP PFC EP QLE2772 2X 32GFC PCIe v4 / LP PFC EP QLE2870 1X 32GFC PCIe v4 / LP PFC EP QLE2872 2X 32GFC PCIe v4 / LP	S26361-F5596-E1 S26361-F5596-E2 PYBFC421 PYBFC422 PYBFC441 PYBFC442 S26361-F5580-E1 S26361-F5580-E2 PYBFC411 PYBFC412 PYBFC431 PYBFC432	S26361-F5596-E201 S26361-F5596-E202 PYBFC421L PYBFC422L PYBFC441L PYBFC442L S26361-F5580-E201 S26361-F5580-E202 PYBFC411L PYBFC412L PYBFC431L PYBFC432L	Level3 Level3 Level4 Level4 Level4 Level4 Level3 Level3 Level4 Level4 Level4 Level4
IB	PIB EP 200Gb 1 port HDR ConnectX-6 PIB EP 200Gb 2 port HDR ConnectX-6 1 port 200Gb infiniband NDR200 (ConnectX-7) 1 port 400Gb infiniband NDR (ConnectX-7)		S26361-F5756-E102 PYBHC402 PYBHC521 PYBHC541	Level6 Level7 Level7 Level7
LAN	PLAN CP 4x1Gbit Cu Intel I350-T4 FH / LP PLAN EP E810-CQDA2 2X 100G QSFP28 LP PLAN EP E810-XXVDA2 2X 25G SFP28 FH / LP PLAN EP E810-XXVDA4 4X 25G SFP28 LP PLAN EP MCX6-DX 100Gb 2p QSFP28 LP PLAN EP X710-DA2 2x10Gb SFP+ FH / LP PLAN EP X710-DA4 4x10Gb SFP+ FH / LP PLAN EP X710-T2L 2X 10GBASE-T FH / LP PLAN EP X710-T4L 4X 10GBASE-T FH / LP PLAN CP BCM5719-4P 4X 1000BASE-T PCIe FH / LP PLAN EP P210P 2x10Gb SFP FH / LP PLAN EP P210TP 2X 10GBASE-T PCIe FH / LP PLAN EP MCX6-LX 25Gb 2p SFP28 PCIe FH / LP PLAN EP P225P 25Gb 2p SFP28 PCIe FH / LP PLAN EP P2100G 100Gb 2p QSFP56 PCIe LP	S26361-F4610-E4 PYBLA402 S26361-F3640-E2 S26361-F3640-E4 PYBLA342 PYBLA344 PYBLA284 PYBLA3J2 PYBLA3K2 PYBLA4024 PYBLA3H2	S26361-F4610-E204 PYBLA432L PYBLA402L PYBLA404L PYBLA412L S26361-F3640-E202 S26361-F3640-E204 PYBLA342L PYBLA344L PYBLA284L PYBLA3J2L PYBLA3K2L PYBLA402L4 PYBLA3H2L PYBLA442L	Level1 Level7 Level5 Level7 Level7 Level1 Level3 Level2 Level3 Level1 Level3 Level2 Level3 Level1 Level3 Level5 Level5 Level3 Level5
		GFX PGRA CP NVIDIA T400 4GB LP		PYBVG4T2L

Option card: OCP Tier for Thermal condition

Card	Product Number	OCP Tier	
OCPv3	PLAN CP I350-T4 4X 1000BASE-T OCPv3 PT	PYBLA274U	Tier1
	PLAN EP E810-CQDA2 2X 100G QSFP28 OCPv3 PT	PYBLA432U	Tier11
	PLAN EP E810-XXVDA2 2X 25G SFP28 OCPv3 PT	PYBLA402U	Tier8
	PLAN EP E810-XXVDA4 4X 25G SFP28 OCPv3 PT	PYBLA404U	Tier11
	PLAN EP MCX6-DX 100Gb 2p QSFP28 OCPv3 PT	PYBLA412U	Tier12
	PLAN EP X710-DA2 2X 10G SFP+ OCPv3 PT	PYBLA352U	Tier2
	PLAN EP X710-DA4 4X 10G SFP+ OCPv3 PT	PYBLA354U	Tier8
	PLAN EP X710-T2L 2X 10GBASE-T OCPv3 PT	PYBLA342U	Tier2
	PLAN EP X710-T4L 4X 10GBASE-T OCPv3 PT	PYBLA344U	Tier4
	PLAN CP N41T 4X 1000BASE-T OCPv3 PT	PYBLA284U	Tier2
	PLAN EP N210P 2X 10G SFP+ OCPv3 PT	PYBLA3J2U	Tier2
	PLAN EP N210TP 2X 10GBASE-T OCPv3 PT	PYBLA3K2U	Tier5
	PLAN EP MCX6-LX 25Gb 2p SFP28 OCPv3	PYBLA402U4	Tier6
	PLAN EP N225P 25Gb 2p SFP28 OCPv3	PYBLA3G2U	Tier3
	PLAN EP N2100G 100Gb 2p QSFP56 OCPv3	PYBLA452U	Tier8

Chapter 19 - others

O

PYBRMC44 PY-RMC44
iRMC advanced pack
integrated remote Management controller activation key for graphical console redirection and remote media redirection
max. 1x per system

PYBLCM14 embedded Lifecycle Management (eLCM)
Server Online Update OS driver Update Hardware firmware update
Server Offline Update Hardware update via Update Manager Express
PrimeCollect Autonomous creation of Primecollect archives Creation and use of PrimeCollect archives over AIS connect
Custom Image (Jukebox function) Automatic and manual download of CD and DVD Images Automatic and manual start of CD and DVD Images
max. 1x per system

Loose delivery
eLCM Activation Pack (Node Locked License)
PY-LCM14
options contains:
- Paper with TAN for Licensekey

will be available in CQ2'24

iRMC MicroSD card option			
Capacity	Interface	E-parts	L-parts
64GB	SDXC	PYBMD64R1	PY-MD64R1
128GB	SDXC	PYBMD12R1	PY-MD12R1
max. 1x per system, instead of 16GB MicroSD card			

PYBSSS3
iRMC standard/legacy Option
When this product is ordered, following iRMC default setting is changed. Unique default password: No. The fixed password is printed on ID tag. SSH: Enabled USB Host LAN : Enabled Force to change default pwd to use Redfish/RESTful/other interfaces: No
max. 1x per system

Advanced Thermal design 45°C cannot be combined with the Flash backup unit of the RAID controllers

S26361-F3776-E440
Cool-safe @ Advanced Thermal design 40°C
enables the PRIMERGY Server to cope with temperatures from 5-40° in operating mode due to extended Fan settings
this setting can be activated ex factory only
max. 1x per system

S26361-F3776-E445
Cool-safe @ Advanced Thermal design 45°C
enables the PRIMERGY Server to cope with temperatures from 5-45° in operating mode due to extended Fan settings
this setting can be activated ex factory only
max. 1x per system

PYBETA1
Configuration Thermal Design 30°C(CTD30)
Sets the PRIMERGY server to support temperatures of up to 30 ° C in operating mode for the configuration with thermal restriction. Refer to Chapter15-Thermal Rule
this setting can be activated ex factory only
max. 1x per system

PYBET21
Configuration Thermal Design 25°C(CTD25)
Sets the PRIMERGY server to support temperatures of up to 25 ° C in operating mode for the configuration with thermal restriction. Refer to Chapter15-Thermal Rule
this setting can be activated ex factory only
max. 1x per system

PYBETA2
Configuration Thermal Design 3.5"HDD
Configuration Thermal Design 3.5"HDD is required for more than 6 front drives with 3.5" base unit. Refer to Thermal Rule
Only for EMEA/APAC region
max. 1x per system

TPM module must not order for China region. When CPU 5th generation ordered, the orderable are PYBTPM20, PY-TPM20 and PYBNTPM only

	will be replaced to TPM20 in April 2024	will be available in April 2024	
PYBTPM14 PY-TPM14 TPM 2.0 Module SPI required for Microsoft Windows Server 2022 (host OS) max. 1x per system		PYBTPM20 PY-TPM20 TPM 2.0 Module V2 required for Microsoft Windows Server 2022 (host OS) max. 1x per system	PYBNTPM No TPM for WINSVR Either PYBTPM14 or PYBTPM20 or PYBNTPM is required in ordering Windows Server 2022 OEM max. 1x per system

When Windows Server 2022 is used as a host OS, PYBTPM14, PY-TPM14, PYBTPM20 or PY-TPM20 is required. This requirement, however, can be waived if the end customer expresses their desire to configure the server system without a TPM. In that case, No TPM for WINSVR can be selected. When Windows Server 2022 is used as a guest OS, TPMs are not necessary.

PYBTPM14/PY-TPM14 are currently available when will be EOL in CQ2'24
 PYBTPM20/PY-TPM20 will be an alternative in CQ1'24
 because new TPM supports mandatory to fit to new Windows requirement
 New TPM are backward compatible with former TPMs.

OS support matrix:

Operating system for host OS	PYBTPM14 PY-TPM14	PYBTPM20 PY-TPM20
Windows Server 2022	required	required
Windows Server 2019	supported	supported
Windows Server 2016	supported	-
Red Hat Enterprise Linux 8	supported	supported
Red Hat Enterprise Linux 7	supported	supported
SUSE Linux Enterprise Server 15	-	-
VMware ESXi 7.0	supported	supported
VMware ESXi 6.7	supported	-

PYBCOM10 PY-COM10 Serial Port Option for a RS-232-C Serial Port Interface occupy PCI slot not allowed for Triple RAID configuration(PYR2547REN with PYBCBS103) max. 1x per system

PYBFOP21 PY-FOP21 2U Front Bezel max. 1x per system
--

Your Server is ready

Date of change	Configurator revision	Folder / order code / description	What has been changed / comment
25.04.2024	1.137	HDD_SSD	updated availability schedule
25.04.2024	1.136	LAN_FC_IB	Return the value of max number of x16 lane cards from 4 to 6 because the change might be due to mis-understanding.
24.04.2024	1.135	LAN_FC_IB	Delete available date of PYxLA3K2U, PYxLA3J2U because the restriction is lifted. Change max number of x16 lane cards from 6 to 4 because the number of x16 lane slot is not 6.
24.04.2024	1.134	Thermal Rule	Added (Rear : 6pcs) on including rear bay with 3.5inch base unit
16.04.2024	1.133	GFX	Update the limitation for GPU.
11.04.2024	1.132	base	removed PYR2547RMN due to cancel project
11.04.2024	1.132	Thermal Rule	Remove BlueField2.
11.04.2024	1.131	GFX	GPU mounting kit could be added without CPU
09.04.2024	1.130	PSU	update the note for "no power cord"
09.04.2024	1.130	Thermal Rule	Delete smartnic because they are canceled.
05.04.2024	1.129	LAN_FC_IB	Delete smartnic because they are canceled.
05.04.2024	1.128	LAN_FC_IB	Update InfiniBand limitation for adding the ether card
04.04.2024	1.127	ErP Lot9	removed PYR2547RPN from PYBETL25/PYBETL26
04.04.2024	1.127	base	removed PYR2547RPN due to cancel project
01.04.2024	1.126	HDD_SSD	updated the limitation for CM7
29.03.2024	1.125	CPU_5th_gen	added remark **
27.03.2024	1.124	HDD_SSD	updated availability schedule
25.03.2024	1.123	base	revised the available date for PYR2547RPN
25.03.2024	1.122	others	revised the description about iRMC MicroSD card option for eLCM
22.03.2024	1.121	others	changed comments for TPM
15.03.2024	1.120	HDD_SSD	update the restriction for KIOXIA CM7
15.03.2024	1.120	base	revised the restriction on PYR2547RHN/PYR2547RPN
15.03.2024	1.119	LAN_FC_IB	Change wrong description of max numbers, N210P and N210TP. Change available target of BF2 100G
15.03.2024	1.118	base, RAID	updated availability schedule for PRAID CP600i
13.03.2024	1.117	LAN_FC_IB	Adding Broadcom 10G OCPv3, N210P and N210TP
13.03.2024	1.116	base	Revised the restriction on PYR2547RHN/PYR2547RPN
11.03.2024	1.115	base	added the restriction on PYR2547RHN/PYR2547RPN
08.03.2024	1.114	others	added the restriction for TPM
01.03.2024	1.113	HDD_SSD	added the restriction for SSD SATA PM893a/PM897a updated availability schedule
01.03.2024	1.112	ErP Lot9	update order code for 16GB DIMM
29.02.2024	1.111	CPU	Separate 'CPU' sheet to CPU 4th gen and CPU 5th gen
29.02.2024	1.111	RAM	Revice the RAM
29.02.2024	1.111	Energy Star	Changed to EOL about S26361-F3301-E541/S26361-F3301-E542 Added limitation 'Gold 6534'
28.02.2024	1.110	CPU	Added 5th gen CPU
28.02.2024	1.110	RAM	Added 5600MHz
28.02.2024	1.110	LAN_FC_IB	Added the comment 'Will not be available the mix with 5th gen CPU' into PYBLA442L/PY-LA442
28.02.2024	1.110	Energy Star	Added 5th gen CPU into PYBES24/PYBES25
28.02.2024	1.110	ErP Lot9	Added 5th gen CPU and revised the comment on PYBES24/PYBES25
28.02.2024	1,109	Thermal rule	Removed the comment 'not allow for PYR2547RAN' from PCIe-SSD 2.5" Mixed Use (SFF)/PCIe-SSD 2.5" Read Intensive (SFF)
28.02.2024	1,109	Thermal rule	Added BlueField2 into 'Option card: PCIe Level for Thermal condition'
26.02.2024	1,108	ErP Lot9	Add PYR2547RMN/PYR2547RPN in comment for PYBETL25/PYBETL26
22.02.2024	1,107	LAN_FC_IB	Revised comment "Full Hight PCIe(x16) Riser right[PYBPPE648/PY-PRE648] should be needed." for BlueField2[PYBSN402/PY-BSN402/ PYBSN412/PY-SN412]
22.02.2024	1,107	base	Removed PY-TKMX0J.
19.02.2024	1.106	HDD_SSD	removed the limitation about VMD/VROC for Kioxia CM7 updated availability schedule
19.02.2024	1.105	GFX	Support MiniDP and DP port.
16.02.2024	1.104	others	added the iRMC MicroSD card option for eLCM
14.02.2024	1.103	RAM	Add the restriction for 96GB memory
09.02.2024	1.102	base	Add base unit[PYR2547RMN/PYR2547RPN]
08.02.2024	1.101	base	Add Riser kit for BlueField2
08.02.2024	1.101	LAN_FC_IB	Add comment for BlueField2[PYBSN402/PY-BSN402/ PYBSN412/PY-SN412]

08.02.2024	1.101	Thermal rule	Add BlueField2
08.02.2024	1.99	base, RAID, backup, HDD_SSD	released PSAS CP 2200-16i (NVMe/LTO), PRAID EP 3258-16i NVMe and PDUAL CP300 updated availability schedule
07.02.2024	1.98	Thermal rule	revised ATD40/ATD45 to '16GB - 128GB' from '16GB - 256GB'
05.02.2024	1.97	LAN_FC_IB	MCX6-LX 25G OCPv3/PCIe, P225P, P2100G released
22.01.2024	1.96	base	Add comment for S26361-F1647-E302
16.01.2024	1.95	HDD_SSD	updated availability schedules
12.01.2024	1.94	Thermal rule	Add 'PYBBS16PDB/PYBBS32PDB/PYBBS64PDB/PYBBS12PDB/ PYBBS19PEA/PYBBS38PEA/PYBBS76PEA/PYBBS15PEB'
09.01.2024	1.93	LAN_FC_IB	Add BF2
26.12.2023	1.92	others	Added '45°C' into 'Advanced Thermal design 45°C cannot be combined with the Flash backup unit of the RAID controllers'
26.12.2023	1.91	HDD_SSD	removed the restriction for SSD SAS "Kioxia PM7" added the restriction for SSD PCIe "Kioxia CM7" removed HDD 20TB FIPS updated availability schedule
22.12.2023	1.90	HDD_SSD, Thermal Rule	updated PDUAL CP300
20.12.2023	1.89	LAN_FC_IB	Changing available date of N2100G from CY20241Q to 3Q. Change max number of BCM5719-4P from 2 to 4(BYW, slot 5 is prohibited for BCM5719-4P)
18.12.2023	1.88	base	revised Interfaces internal
13.12.2023	1.87	GFX	Add L4, L40 and RTX A6000 to NVIDIA AI Enterprise Subscription License and Support
11.12.2023	1.86	base, RAID, HDD_SSD	updated availability schedule
04.12.2023	1.85	GFX	Add A30X
30.11.2023	1.84	Description	eLCM is added to recommended components
29.11.2023	1.83	ErP Lot9	Change Lot9 restriction (PYBETL26) Restriction for 3.5" bae unit with 1CPU conf removed.
21.11.2023	1.82	CPU	Added 'EMEA/APAC/FBR only' into 'PYBTKPCA2' and 'PYBTKPCA3'
17.11.2023	1.81	LAN_FC_IB	Change schedule info of MCX6-LX, Broadcom 25/100G cards. Delete schedule info of QLE287x because it was released.
13.11.2023	1.80	Other (iRMC)	Add "iRMC standard/legacy Option" PYBSSS3 in others sheet.
10.11.2023	1.79	base	updated availability schedule for RAID
01.11.2023	1.78	HDD_SSD	added the restriction about HBA/RAID for Kioxia PM7
26.10.2023	1.77	RAM	Rmored DDR5 5600 memory without 96GB
25.10.2023	1.76	CPU	revise mistake L code number for 8470N
25.10.2023	1.76	HDD_SSD	updated the description about max qty for M.2 SATA/PCIe drives.
24.10.2023	1.75	Energy Star	Updated the description for PYBES24/PYBES25
24.10.2023	1.75	PSU	Add description(min./max. for 500W) for PSU
24.10.2023	1.75	Description	Removed 'Region kit APAC/EMEA/India'
24.10.2023	1.74	RAM	Added DDR5 5600 memory
19.10.2023	1.73	-	change font
18.10.2023	1.72	RAID	updated Note for Intel VROC (SATA RAID)
17.10.2023	1.71	Thermal rule	Update 3.5" base unit (not including Nvidia A2/L4, high Level PCIe card, high Tier OCP, Rear Bay)
17.10.2023	1.70	HDD_SSD	updated availability schedule
17.10.2023	1.70	RAID	released Intel VROC (VMD NVMe RAID)
16.10.2023	1.69	GFX	Update RTX 4000
13.10.2023	1.68	HDD_SSD	updated the EOL information for PCIe-SSD
03.10.2023	1.67	GFX	Update L40S
03.10.2023	1.65	Thermal rule	Update 3.5" base unit (not including Nvidia A2/L4, high Level PCIe card, high Tier OCP, Rear Bay)
12.10.2023	1.64	RAM	Modified required memory qty condition for HBM Cache Mode
12.10.2023	1.63	CPU	Added 'EMEA only' into 'PYBTKPCA2' and 'PYBTKPCA3'
12.10.2023	1.63	Thermal rule	Added 'EMEA only' into 'Update 3.5" base unit (including KIOXIA NVME SSD Rear bay ***)'
04.10.2023	1.62	GFX	RTX 6000 power cable has been changed.(The same as L40)
04.10.2023	1.61	LAN_FC_IB	Add I350-T2 PCIe
03.10.2023	1.60	RAM	Remove HBM Cache+Mirroring Mode because Intel does not support
03.10.2023	1.59	RAID	released Intel VROC (SATA RAID)
03.10.2023	1.58	others	Add new TPM
26.09.2023	1.56	GFX	Update A100X/A30X schedule

26.09.2023	1,56	RAM	Update schedule for HBM Cache+Mirroring Mode
25.09.2023	1,55	GFX	Update A100X/A30X schedule
25.09.2023	1,54	CPU	update order code for CPU
22.09.2023	1,53	RAID, HDD_SSD	added the limitation about VROC for PCIe-SSD
22.09.2023	1,52	CPU	update support DIMM for each CPU
22.09.2023	1,51	RAID, HDD_SSD	updated availability schedule
20.09.2023	1,50	HDD_SSD	updated the description about hot plug for PCIe-SSD
20.09.2023	1,50	HDD_SSD	updated availability schedule added the following drives as new products -Samsung PM1653 as SSD SAS 2.5"/3.5" -Samsung PM897a/PM893a as SSD SATA 2.5"/3.5"
15.09.2023	1,49	LAN_FC_IB	X710-T4L OCPv3 released. QLE277x released. Change release date of QLE287x from 3Q to Oct. Add hidden row in Change history to insert the row easily. enable recommend read only option.
14.09.2023	1,48	HDD_SSD	added RAID PRESET option S26361-F5659-E13
14.09.2023	1,48	base, RAID, backup	updated availability schedule
08.09.2023	1,47	HDD_SSD	added the EOL status for HDD SAS 15K and HDD 2.5" BC-SATA/SAS
04.09.2023	1,46	HDD_SSD	updated availability schedule for SSD SAS "PM7"
01.09.2023	1,45	Energy Star	update ES 4.0 PN
31.08.2023	1,44	base	Remove the limitation about KIOKIA NVMe from PYR2547RAN
30.08.2023	1,43	GFX	NVIDIA Subscription License is EOL
24.08.2023	1,42	GFX	Update RTX 6000 schedule
24.08.2023	1,41	Thermal Rule, LAN_FC_IB	Adding MCX6-LX and P(N)225P, P(N)2100G on Thermal Rule, Adding E810-XXVDA2 FH on LAN_FC_IB
08.08.2023	1,40	base, RAID	updated availability schedule
07.08.2023	1,39	Energy Star	Add ES 4.0
04.08.2023	1,38	CPU	added Gold 6434(PYBCP66X4/PY-CP66X4)
02.08.2023	1,37	HDD_SSD	added PDUAL CP300 PYBDMCP35L, PY-DMCP35
01.08.2023	1,36	GFX	Add new perGPU NVIDIA AI Enterprise Subscription License and Support to GFX sheet
01.08.2023	1,35	Thermal Rule	added 'Update 3.5" base unit (including KIOXIA NVME SSD Rear bay ***)'
01.08.2023	1,35	CPU	added PYBTKCPCA2/PYBTKCPCA3
31.07.2023	1,34	HDD_SSD	revised the order codes for Kioxia CM7 15.36TB
31.07.2023	1,33	HDD_SSD	added the PCIe-SSD "Kioxia CM7 series" updated availability schedule for SED drives
21.07.2023	1,32	base	Revice release date for PYR2547RFN
21.07.2023	1,32	RAID	Add "PRAID CP500i / PRAID EP520i / PRAID EP540i / PRAID EP580i" into PY-CBS108
07.07.2023	1,31	GFX	Change the riser card for L4/A2
20.07.2023	1,3	LAN_FC_IB	Adding Broadcom 25/100G cards. Adding NVIDIA 25G cards.
12.07.2023	1,29	base, RAID	updated availability schedule
07.07.2023	1,28	GFX	Add RTX 6000
04.07.2023	1,27	RAM	Add memory Mode for HBM CPUs
30.06.2023	1,26	others	No TPM for WINSVR added
23.06.2023	1,25	PSU	Added the restriction of ATD option to 500W PSU.
22.06.2023	1,24	Thermal Rule LAN_FC_IB	changed level for PRAID CP500i, EP520i, EP540i, EP580i level according to updated information Revised "PFC EP LPe36000/36002 2X 32GFC PCIe v4 LP" to "PFC EP LPe36000/36002 2X 64GFC PCIe v4 LP"
21.06.2023	1,23	RAID, Thermal Rule	added PSAS CP 2100-8i for vSAN PYBSC3MAWL
16.06.2023	1,22	LAN_FC_IB	Change max adapter number of Broadcom 10G, P210P/P210TP. Low profile can be 4 and max num in total is 4 as well.
13.06.2023	1,21	RAM	add Memory less Mode option
12.06.2023	1,20	base	Corrected description of PYBP648
09.06.2023	1,19	LAN_FC_IB	Change target date of X710-T4L OCPv3 from 2Q to 3Q
07.06.2023	1,18	GFX	L4/L40/H100 was released

06.06.2023	1.17	base	updated availability schedule
05.06.2023	1.16	RAID	added Intel VROC (SATA RAID) added Intel VROC Upgrade Key PYBRLVR02, PY-RLVR02 updated availability schedule
02.06.2023	1.15	HDD_SSD	updated the availability schedules
22.05.2023	1.14	HDD_SSD	removed the BC-SATA 20TB due to release cancel
18.05.2023	1.13	LAN_FC_IB	Change max number of Broadcom 1/10G PCIe cards from 4 to 2 due to no test of T50 configuration. This will be returned
18.05.2023	1.12	GFX	The schedule for L40 and L4 is the correct one. In July
17.05.2023	1.11	GFX	Modified A2 and L4.
16.05.2023	1.10	RAM	Revised mistake on population of "12 DIMMs for 1CPU"
15.05.2023	1.09	backup, HDD_SSD	updated availability schedule
11.05.2023	1.08	Thermal Rule	added PRAID CP500i, EP520i, EP540i, EP580i to PCIe card thermal level table.
11.05.2023	1.08	base	updated PYR2547RGN for the rear bay connection of 16ch controller .
11.05.2023	1.07	base, RAID	added PRAID CP500i, EP520i, EP540i, EP580i updated availability schedule
10.05.2023	1.06	CPU	updated MCC CPU availability. (remove "will be available in 2Q.2023") updated HBM CPU/8470N availability. (add "will be available in 3Q.2023")
24.04.2023	1.05	base	updated the diagram of HBA/RAID controller connection.
21.04.2023	1.04	HDD_SSD	revised the max qty from 2x to 1x for M.2 SATA/M.2 PCIe. (when VROC is available, the max qty will be updated)
19.04.2023	1.03	RAID, HDD_SSD	updated availability schedules
06.04.2023	1.02	Cover/RAM	corrected wrong description
03.04.2023	1.01	HDD_SSD	added the description "available in CQ3 '23" for all SED drives due to dropping from 1st T50.
03.04.2023	1,0		1st release