


PRIMERGY RX2520 M5  
2U Rack Server



Chapter	Folder	Content
	Cover	List of content, Instructions for usage of this configurator, abbreviations
	Description	System Description for easier understanding
1	Base	describes base unit of RX2520 M5
2		describes rack mount kits and services
3	CPU	Order code and Information of Xeon processors
4	RAM	DDR4 System memory (RAM) and memory modes
5	GFX	Graphics options
6	HD_cage	Drive cage options
7	RAID	SAS / RAID Controller and components
8	ODD	optical disk drives (DVD, DVD-rw, Blu ray)
9	Backup	LTO drives & RDX drive
10	HD_SSD	Storage drives - PCIe SSD - SAS/SATA SSD & HDD
11	LAN_FC_IB	LAN Components
12		Fibre Channel Controller
13		Infiniband Controller
14	PSU	Power supply units, power cables, country specific opt.
15	USB_devices	Keyboards, Mice, USB devices
16	others	System Management, ATD, RS232 port, TPM module

# Instructions

This document contains basic product and configuration information supporting you in more complicated configurations.

In any case we recommend to use the PC-/SystemArchitect to make sure, that you configure a valid system.

This System configurator is divided into several chapters. They are identical to the current price list and PC-/SystemArchitect.

Please follow this document step by step from the top to the bottom.

## Chapter xx - description of chapter

Text fields with grey color offer extra information for related topics (e.g prerequisites, technical back ground, configuration rules, limitations, ...)

<b>S26361-F4610-Exxx (example)</b>	<-- order code E-part (bold) --
<b>S26361-F4610-Lxxx (example)</b>	<-- order code L-part (bold)
PLAN 2x1Gb Ethern. Controller	<-- "name" of this part
i350-T2 chip (based on Intel Powerville) offers 2x1Gb RJ45 connectors	<--description of this part, in same cases as well description of content
PCIe Gen2 x4 full height card	<--requires a free PCIe slot --> means total amount of PCIe slots reduced
max. 6x per system	<--indicates how often this part can be configured in the related Server

### For further information see:

Link to datasheet:

[http:// xxx](http://xxx)

[http://ts.fujitsu.com/products/standard\\_servers/index.html](http://ts.fujitsu.com/products/standard_servers/index.html)

(internet)

[https://partners.ts.fujitsu.com/com/order-supply/configurators/primergy\\_config/Pages/default.asp](https://partners.ts.fujitsu.com/com/order-supply/configurators/primergy_config/Pages/default.asp)

(extranet)

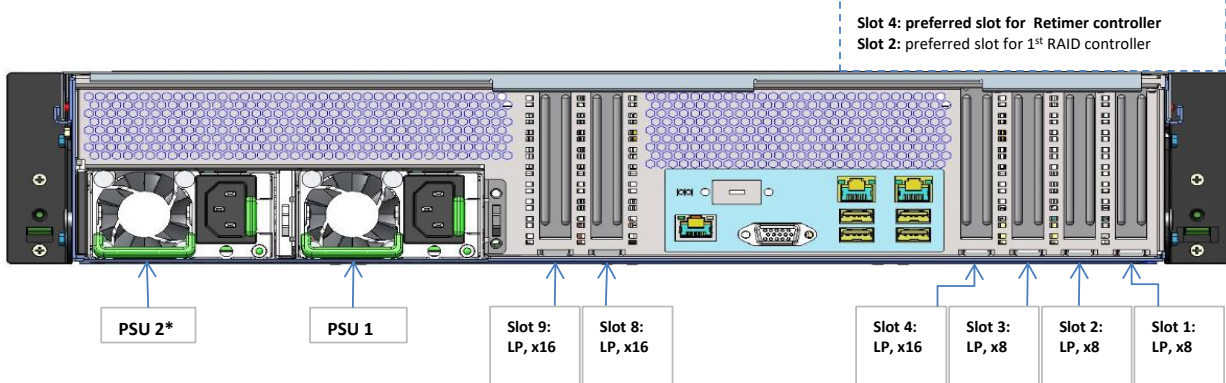
Fujitsu is providing the content of this document with very high accuracy. In case you identify a mistake, we would kindly encourage you to inform us. We kindly ask for understanding, that errors still may occur and that Fujitsu may change this document without notice



**PRIMERGY RX2520 M5 system board overview with fan modules and air guide**



**PRIMERGY RX2520 M5 rear view with PSUs, PCIe-slots, interfaces**



**PRIMERGY RX2520 M5 front views with drive bays, operation panel, ODD, backup options**

**3.5" hot-plug**

**4x 3.5" HDDs**



**2.5" hot-plug**

**8x 2.5" HDDs/SSDs**



**8x 3.5" HDDs**



**16x 2.5" HDDs/SSDs**



**12x 3.5" HDDs**



**24x 2.5" HDDs/SSDs**



! Pictures may include optional components.

**Chapter 1 - base unit**

**Start**

**Power supply units & cooling**

PRIMERGY RX2520 M5 offers bays for 2x (1x optional hot plug redundant) power supply units of 450W and 800W with up to 96% efficiency;  
It comes equipped with high performance processor heat pipes and -depending on selected configuration- up to 3 redundant, non-hot-plug fan modules (each fan module includes 2 fans).

**Server Management**

iRMC S5 (integrated Remote Management Controller) on-board with dedicated (or shared) 10/100/1000 Service LAN-port and integrated graphics controller. With the integrated onboard indicators and controls you can easily highlight failed components via LEDs. The LEDs can be displayed during service even without mains connection by simply pressing the "indicate CSS" button.

**Platform**

Fujitsu Systemboard D3386-B made in Germany based on Chipset Intel® C624  
> 2 Intel® UltraPath Interconnect (Intel® UPI) point-to-point links  
> Up to two Cascade Lake-SP series CPUs  
> Onboard RAID 0/1 6Gbit/s available for up to 8x SATA drives

**Slots**

Per default, 6 PCIe slots are on board - please refer to "Description" section  
> 4 PCIe slots low profile, 198 mm length with first CPU:  
Slot 1: PCIe-Gen3 x8 (occupied in configurations with 2x RAID controllers; notched for installation of a x16 card)  
Slot 2: PCIe-Gen3 x8 (occupied in configurations with 1x RAID controller; notched for installation of a x16 card)  
Slot 3: PCIe-Gen3 x8 (notched for installation of a x16 card)  
Slot 4: PCIe-Gen3 x16  
> 2 PCIe slots low profile, 198 mm length with second CPU:  
Slot 8: PCIe-Gen3 x16 (occupied in configurations with 1x Retimer controller)  
Slot 9: PCIe-Gen3 x16 (occupied in configurations with 2x Retimer controllers)

**System RAM**

> 12x memory slots for max. 768 GB DDR4-2933MHz RAM available (6x RDIMM modules per CPU).  
Memory speed depends on CPU and configuration, please refer to folder "CPU" and "RAM" for further details.

**LAN**

> 2x 1Gb LAN onboard;

**Software**

> Optional ServerView Suite software incl. ServerView Installation Manager, Server View Remote Management and tools.

**Connectivity**

**Interfaces at rear side**

- 1x optional RS-232-C (serial port, 9 pin)
- 2x LAN RJ45 (additional 2x RJ45 optionally available)
- 1x service LAN RJ45 (1 Gbit)
- 1x VGA (15 pins)
- 4x USB 3.0

**Interfaces at front**

- 2x USB 3.0 (no USB wakeup)

**Interfaces internal**

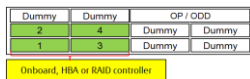
- 1x USB 2.0 for backup devices, 1x USB 3.0 (type A)
- 2x M.2 SATA/PCIe
- 1x connector for TPM, 1x microSD card slot

**Base units for 19" racks with 2 height units:**  
Base units are excluding CPU, Memory and PSU.  
For an orderable base unit 1x CPU = first CPU  
and 1x Memory = first memory must be selected.

**Base units with 3.5" drive bays**

**RX2520 M5 / 4x3.5"** S26361-K1656-V304  
Expandable to 8x3.5"  
ATD 40°C/45°C option(\*)

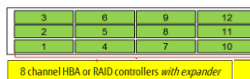
(\*)CPU Lmitation  
No ATD 40°C/45°C option possible  
Xeon Silver 4215R  
No ATD 45°C option possible  
Xeon Gold 5217/5222



**Note:** Dummy:  
Dummy bay bezel OP/ODD:  
Cage for operation Panel,

**RX2520 M5 / 12x3.5"** S26361-K1656-V312  
Not expandable  
Incl. SAS expander for 8-channel HBA / RAID controller  
ATD 40°C only(\*) / no 45°C option!

(\*)CPU Lmitation  
No ATD 40°C option possible  
Xeon Silver 4215R/Gold 5217/5218/5218B/  
5218R/5220/5222



Base units with 2.5" drive bays	
<b>RX2520 M5 / 8x2.5"</b> S26361-K1656-V208 Expandable to 16x-/24x2.5" ATD 40°C/45°C option(*)  (*)CPU Lmitation No ATD 40°C/45°C option possible Xeon Silver 4215R No ATD 45°C option possible Xeon Gold 5217/5222	
<b>RX2520 M5 / 16x2.5"</b> S26361-K1656-V217 Not expandable Without SAS expander, for configuration with: 2x 8-channel HBA or RAID controllers (mirrored), or 16-channel PRAID EP540i ATD 40°C/45°C option(*)  (*)CPU Lmitation No ATD 40°C/45°C option possible Xeon Silver 4215R No ATD 45°C option possible Xeon Gold 5217/5222	
<b>RX2520 M5 / 24x2.5"</b> S26361-K1656-V224 Not expandable Incl. SAS expander for 8-channel HBA / RAID controller ATD 40°C/45°C option(*)  (*)CPU Lmitation No ATD 40°C/45°C option possible Xeon Silver 4215R No ATD 45°C option possible Xeon Gold 5217/5222	
<b>RX2520 M5 / PCIe-SSD</b> S26361-K1656-V212 8x2.5" SAS/SATA + 4xPCIe-SSD (2.5") Requires 1x Retimer No upgrade to 8x PCIe-SSD possible no ATD 40°C/45°C option possible!	

**Note:** Dummy:  
 Dummy bay bezel **OP/ODD**:  
 Cage for operation Panel,  
 optional optical disk drive and  
 backup

PRIMECENTER Rack

**Chapter 2 - Rack architecture**

**PRIMECENTER Rack**

Rack Architecture			E-code	L-code	Remark
No RMK	1x	Only with loose server order	S26361-F2735-E111	n/a	no mounting in rack
Rack Mount Kit F1 CMA QRL LV	1x	RMK for server w/max. 2U, w/CMAAdapter	S26361-F2735-E175	S26361-F2735-L17	precondition for CMArm
Bracket 1U for asymmetrical rack	1x	Mounting or enclose of RMK in asym.rack incl.1U bracket	S26361-F4530-E11	n/a	for asymmetrical rack
Mounting of RMK in symmetrical rack	1x	Mounting or enclose of RMK in symmetrical racks w/o support bracket	S26361-F4530-E10	n/a	for symmetrical rack
Rack Mount Kit F1 LV	1x	For server max. 2 height units (U) or max. 35 kg, w/o CMAAdapter	S26361-F2735-E176 n/a	S26361-F2735-L17	best choice for 3rd party racks
Rack Cable Arm 2U	1x	Cable mgmt. arm for 2U or higher	S26361-F2735-E82	S26361-F2735-L82	RMK with CMAAdapter needed
Cable mgmt. lateral for asym.racks	1x	For server/storage subsyst.2U or higher	S26361-F2735-E71	S26361-F2735-L7	occupies 1U above RMK
Cable arm 2U PCR and 3rd partyracks	1x	To be mounted at right or left rack pillar behind servers higher oder equal 2U	n/a	S26361-F2201-L20	mounted above RMK -F2735-L176
Rack installation ex works	1x	Rack will be delivered completely premounted and tested ex factory	SNP:SY-F1647E301-F	n/a	to be ordered 1x per installed rack
Adapter angle	1x	For asymm. rack, 1U, up to 15kg	n/a	S26361-F2735-L10	needed for mounting of RMK in asym. rack

A



**Chapter 3 - CPU**

**B**

There are 2 processor sockets available. Please configure minimum 1 processor, maximum 2 processors.  
 >> In case of Dual processor operation, processor 2 must be the same as processor 1  
 >> With one processor LOM, iRMC and 12x DIMM slots are available  
 >> With two processors all 24x DIMM slots are available.  
 >> To configure 2nd CPU an additional cooler kit is required.  
 >> Empty CPU slot have to be filled up with a CPU Dummy!  
 Threading \* HT = Hyper

<b>Xeon Bronze 3200 - Basic (Shelf 1)</b>		
64-bit Intel Xeon processor supporting DDR4 @ 2133MHz & UPI Bus @ 9.6 GT/s		
Xeon Bronze 3204 6C nHT 1.9GHz 85W	S26361-F4082-E104	S26361-F4082-L104 *
Xeon Bronze 3206R 8C nHT 1.9GHz 85W	S26361-F4082-E806	S26361-F4082-L806

<b>Xeon Silver 4200 - Standard (Shelf 2)</b>		
64-bit Intel Xeon processor supporting HT*, DDR4 @ 2400 MHz & UPI Bus 9.6 GT/s		
Xeon Silver 4208 8C 2.1GHz 85W	S26361-F4082-E108	S26361-F4082-L108
Xeon Silver 4210 10C 2.2GHz 85W	S26361-F4082-E110	S26361-F4082-L110
Xeon Silver 4210R 10C 2.4GHz 100W	S26361-F4082-E811	S26361-F4082-L811
Xeon Silver 4214 12C 2.2GHz 85W	S26361-F4082-E114	S26361-F4082-L114
Xeon Silver 4214R 12C 2.4GHz 100W	S26361-F4082-E814	S26361-F4082-L814
Xeon Silver 4216 16C 2.1GHz 100W	S26361-F4082-E116	S26361-F4082-L116

<b>Xeon Silver 4200 - Frequency Optimized (Shelf 2)</b>		
64-bit Intel Xeon processor supporting HT*, DDR4 @ 2400 MHz & UPI Bus @ 9.6 GT/s		
Xeon Silver 4215 8C 2.5GHz 85W	S26361-F4082-E115	S26361-F4082-L115
Xeon Silver 4215R 8C 3.2GHz 130W	S26361-F4082-E815	S26361-F4082-L815

<b>Xeon Gold 5200 - Advanced AEP enabled (Shelf 3)</b>		
64-bit Intel Xeon processor supporting HT*, DDR4 @ 2666 MHz & UPI Bus @ 10.4 GT/s		
Xeon Gold 5215 10C 2.5GHz 85W	S26361-F4082-E215	S26361-F4082-L215
Xeon Gold 5217 8C 3.0GHz 115W	S26361-F4082-E217	S26361-F4082-L217
Xeon Gold 5218 16C 2.3GHz 125W	S26361-F4082-E218	S26361-F4082-L218
Xeon Gold 5218B 16C 2.3GHz 125W	S26361-F4082-E219	S26361-F4082-L219
Xeon Gold 5218R 20C 2.1GHz 125W	S26361-F4082-E818	S26361-F4082-L818
Xeon Gold 5220 18C 2.2GHz 125W	S26361-F4082-E220	S26361-F4082-L220

<b>Xeon Gold 5200- Advanced AEP enabled(Shelf 3)</b>		
64-bit Intel Xeon processor supporting HT*, DDR4 @ 2933 MHz & UPI Bus @ 10.4 GT/s		
Xeon Gold 5222 4C 3.8GHz 105W	S26361-F4082-E222	S26361-F4082-L222 *

<b>Xeon Silver 4200Y - Speed Select (Shelf 2)</b>		
64-bit Intel Xeon processor supporting HT*, DDR4 @ 2400 MHz & UPI Bus @ 9.6 GT/s		
Xeon Silver 4214Y 8/10/12C 2.2GHz 85W	S26361-F4082-E614	S26361-F4082-L614

<b>Cooler Kit (see comment above; for upgrade please use according kit to the selected CPU)</b>		
Cooler Kit for 2nd CPU - no ATD		S26361-F4051-L820
Cooler Kit for 2nd CPU - ATD supported		S26361-F4051-L821

**C**

\* not allowed for Energy Star 3.0

**Chapter 4 - DDR4 System memory**

**C**

Each CPU offers 6 Slots for DDR4 Memory Modules organised in 6 Channels with 2 Memory Controllers (3 Channels each).  
If you need more than 6 Slots you have to configure the 2nd CPU.  
Depending on the amount of memory configured you can decide between 4 basic modes of operation (see explanation below).

There are different kinds of DDR4 Memory Modules available: RDIMM x4, RDIMM x8.  
Mix of these different kinds of memories is not allowed.

Supported memory capacities per CPU:  
384 GB DDR4 RDIMM (6x 64GB 2Rx4)

Supported memory capacities per System:  
768 GB using RDIMM

<b>S26361-F3694-E10</b>	Independent Mode Installation
Independent Channel Mode allows all channels to be populated in any order. No specific Memory RAS features are defined	
Requires minimum 1 memory Module per CPU	
<b>S26361-F3694-E3</b>	Mirrored Channel Mode Installation
BIOS Setup factory preinstalled to this mode. Six identical memory modules are always equipped in one memory bank to use the Mirrored channel Mode. Only three modules contain active data, the remain three modules contain mirrored data.	
Multiple of 6 identical modules to be configured per CPU	

<b>DDR4 rg 2933 xRx8</b>			
8GB (1x8GB) 1Rx8 DDR4-2933 R ECC	<b>S26361-F4083-E108</b>	<b>S26361-F4083-L108</b>	
16GB (1x16GB) 2Rx8 DDR4-2933 R ECC	<b>S26361-F4083-E116</b>	<b>S26361-F4083-L116</b>	

<b>DDR4 rg 2933 xRx4</b>			
16GB (1x16GB) 1Rx4 DDR4-2933 R ECC	<b>S26361-F4083-E316</b>	<b>S26361-F4083-L316</b>	
32GB (1x32GB) 2Rx4 DDR4-2933 R ECC	<b>S26361-F4083-E332</b>	<b>S26361-F4083-L332</b>	
64GB (1x64GB) 2Rx4 DDR4-2933 R ECC	<b>S26361-F4083-E364</b>	<b>S26361-F4083-L364</b>	

**D**

Detailed information

Mode	Configuration	RDIMM	Use case, advantage
		x4	
SDDC (chipkill) support	any	yes	supports detecting multi-bit errors
Independant channel mode *)	1 or 2 Modules per Bank	yes	offers max. flexibility, upgradeability, capacity
Mirrored channel mode *)	6 identical Modules / Bank	yes	offers maximum security
Performance mode	6 identical Modules / Bank	yes	offers maximum performance and capacity

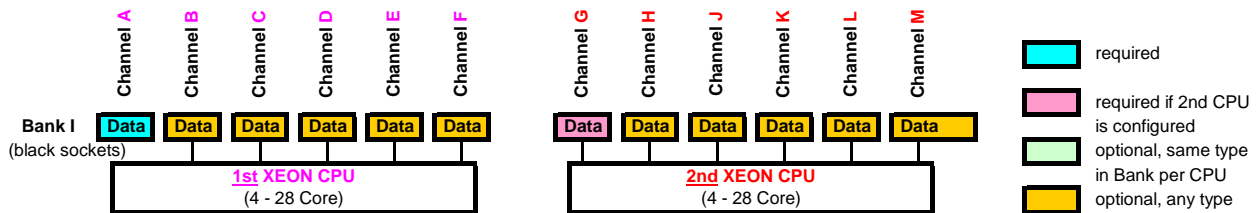
\*) For the delivery ex factory the system will be prepared with dedicated BIOS setting.

Capacity	Configuration	RDIMM	Notes
Min. Memory per CPU	1 Module / CPU	1x8GB	with one CPU
Max. Memory per CPU	6 Modules / CPU	384GB	with one CPU
Max. Memory per System	12 Modules / System	768GB	if second CPU is configured

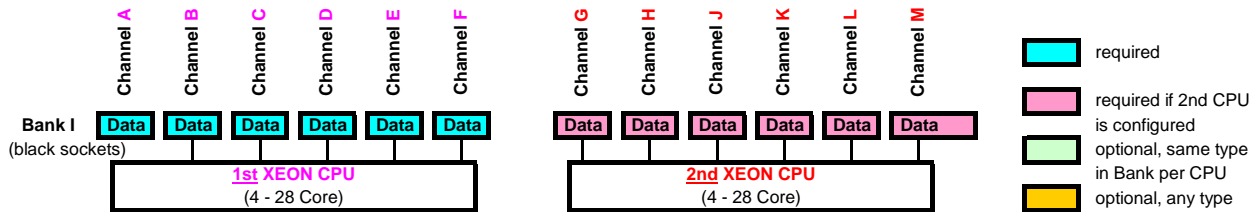
The memory sockets on the Systemboards are color coded

<b>Bank I</b>	black sockets	<b>Bank II</b>	blue sockets
---------------	---------------	----------------	--------------

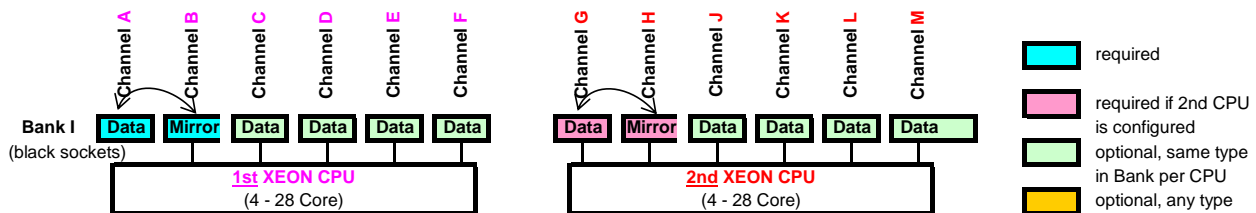
Independant channel mode



Performance Channel Mode

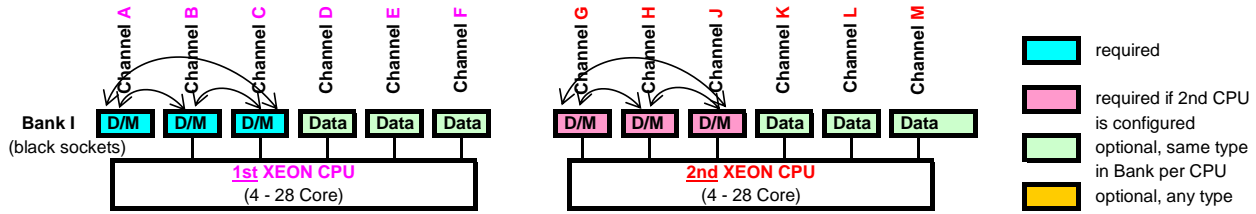


Mirror Channel Mode (2 DIMMS per CPU)



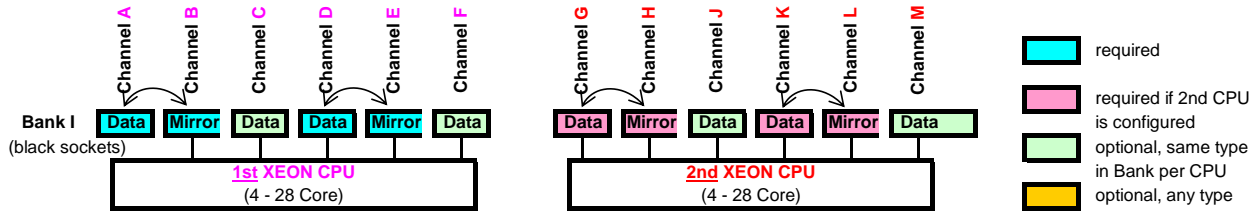
Mirrored Channel Mode (2 DIMMS per CPU) requires identical modules on channel A & B (1st CPU) or channel G & H (2nd CPU) 50% of the capacity is used for the mirror => the available memory for applications is only half of the installed memory. If this mode is used, a multiple of 2 identical modules has to be ordered.

**Mirror Channel Mode (3 DIMMS per CPU)**



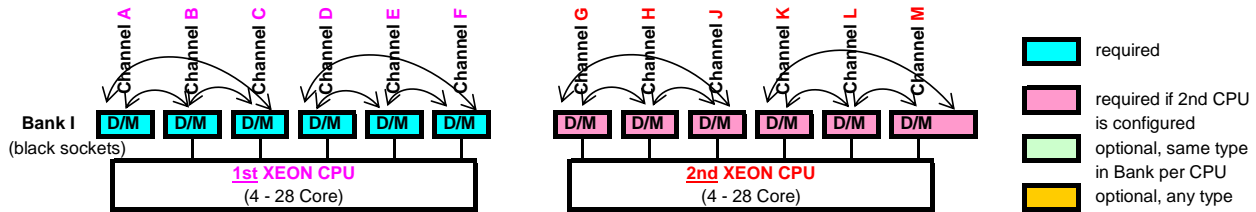
Mirrored Channel Mode (3 DIMMS per CPU) requires identical modules on channel A, B & C (1st CPU) or channel G, H & J (2nd CPU) 50% of the capacity is used for the mirror => the available memory for applications is only half of the installed memory. If this mode is used, a multiple of 3 identical modules has to be ordered.

**Mirror Channel Mode (4 DIMMS per CPU)**



Mirrored Channel Mode (4 DIMMS per CPU) requires identical modules on channel A, B, D & E (1st CPU) or channel G, H, K & L (2nd CPU) 50% of the capacity is used for the mirror => the available memory for applications is only half of the installed memory. If this mode is used, a multiple of 4 identical modules has to be ordered.

**Mirror Channel Mode (6 DIMMS per CPU)**



Mirrored Channel Mode requires identical modules on channel A, B, C, D, E, F (1st CPU) or channel G, H, J, K, L and M (2nd CPU) 50% of the capacity is used for the mirror => the available memory for applications is only half of the installed memory. If this mode is used, a multiple of 6 identical modules has to be ordered.

**Chapter 5 - Graphics options**

D

*...on special release only!*

<b>S26361-F2748-E638</b>
<b>S26361-F2748-L638</b>
PGRA CP NVS 1GB VGA PCIe x16
NVIDIA NVS315 1024 MB PCIe-x16
Connectors: 1x LFH 59, cable kit for 2x DVI or 2x VGA cable kits included
Dual head + professional 2-D + 3-D supported for Windows OS native driver support for Linux OS
occupies slot 3 (or 8)
max. 1x per system

The high end optional NVIDIA NVS315 graphic card offers dual head operation and full 3D video support.  
 The cables for either two times DVI-I or VGA connections are included.  
**Remote Video direction via iRMC must be disabled.**

**PY VGA card can be installed in slot 3 (CPU1) or slot 8 (CPU2)**

<b>S26361-F4066-E401</b>
<b>S26361-F4066-L401</b>
PGRA CP NVIDIA Quadro P400
NVIDIA Quadro
2GB PCIe 3.0 x16
Connectors: 3x Mini-DP
no cable kits included
cable must be ordered separately
Triple head + professional 2-D + 3-D supported for Windows OS native driver support for Linux OS
Low profile bracket
occupies slot 3 (or 8)
max. 1x per system

The high end optional NVIDIA Quadro graphic card offers triple head operation and fully 3D video support.  
**Remote Video direction via iRMC must be disabled.**  
 Only one card per server is allowed.

**PY VGA card can be installed in slot 3 (CPU1) or slot 8 (CPU2)**

<b>S26361-F4066-E11</b>
<b>S26361-F4066-L11</b>
MiniDP-DP ADAPTER
max. 3x per card

<b>S26361-F4066-E12</b>
<b>S26361-F4066-L12</b>
DP-VGA ADAPTER
max. 3x per card

<b>S26361-F4066-E13</b>
<b>S26361-F4066-L13</b>
DP-DVI ADAPTER
max. 3x per card

E

**Chapter 6 - Drive cage options**

**F** PRIMERGY RX2520 M5 base units provide 3.5" and 2.5" HDD/SSD configurations as shown in "base" section and in the below overview. With HD drive cage options, the maximum amount of HDD-/SSD-drive bays can be increased after purchase of the system. A HD drive cage is a metal box providing bays for 3.5" HDDs, 2.5" HDDs/SSDs or PCIe-SSDs. Please select HD drive cage upgrade kits, depending on the preselected PRIMERGY RX2520 M5 base unit.

Each upgrade kit contains all relevant parts such as the metal cage, backplane, cables and mounting material. Refer to section "RAID" to select the required RAID configuration. Depending on the preselected drive bay configuration, PRIMERGY RX2520 M5 includes 1x 1.6" bay for backup drive and bay for slim 9.5mm optical disk drive. Corresponding options can be selected in sections "ODD" and "backup".

For 4x3.5" base unit (S26361-K1599-V304)	For 8x2.5" base unit (S26361-K1599-V208)	For 8x2.5" base unit (S26361-K1599-V208) To PCIe-SSD base unit (S26361-K1599-V212)
<b>Upgrade kit 8x3.5"</b> S26361-F2495-E308 S26361-F2495-L308 Not further expandable max. 1x per system	<b>Upgrade kit 16x2.5"</b> S26361-F2495-E216 S26361-F2495-L216 Expandable to 24x2.5" Including SAS Expander max. 1x per system	<b>Upgrade kit 4xPCIe-SSD</b> S26361-F2495-L284 Not further expandable Requires Retimer or EP5xx-series RAID controller consuming PCIe slot 4 max. 1x per system
	<b>Upgrade kit 24x2.5"</b> S26361-F2495-L224 For upgrade from 8x to 24x2.5" Not further expandable Including SAS Expander max. 1x per system	<b>Upgrade kit 24x2.5"</b> S26361-F2495-L234 For upgrade from 16x to 24x2.5" Not further expandable Including SAS Expander max. 1x per system

*You did not find your preferred drive cage configuration in this comprehensive list of popular bundles?*

--> Please contact our made4you team (mailto:customer.projects@ts.fujitsu.com) for more customer specific solutions or visit us:  
<https://partners.ts.fujitsu.com/com/order-supply/General%20information/made4you>  
 E.g. 2nd RAID Controller, boot from onboard SATA, 2x non-hot-plug HDD ex factory, ...

**G**

**Chapter 7 - SAS / RAID Controller**

F for combination and max number of controllers please see folder base / chassis

onboard SATA controller with SW-RAID

<b>onboard controller for SATA HDD or SSD drives</b>				
8 ports 3, 6Gb/s SATA HDD	based on Intel chipset	No Cache	SW-RAID 0, 1	1x onboard, included

internal HBA and RAID controller, no 2nd Level cache

<b>internal drive RAID / HBA controllers for SAS, SATA HDD or SSD drives</b>				
<b>PRAID CP400i RAID Contr.</b>	No Cache	RAID 0, 1, 1E, 10, 5, 50	2x	S26361-F3842-E1 S26361-F3842-L501
<b>PSAS CP400i HBA SAS Contr.</b>	No Cache	HBA + RAID 0, 1	2x	S26361-F3842-E2 S26361-F3842-L502
8 ports 3, 6 & 12Gb/s SAS/SATA HDD/ SSD, supports up to 8 devices without expander requires 1x LP PCIe 3.0 x8 (int.) slot, based on LSI SAS3008				
<b>internal drive RAID / HBA controllers for SAS, SATA HDD or SSD drives</b>				
<b>PRAID CP500i RAID Contr.</b>	No Cache	RAID 0, 1, 10, 5, 50	2x	S26361-F5791-E251 S26361-F5791-L551
8 ports 3, 6 & 12Gb/s SAS/SATA HDD/ SSD, supports up to 8 devices without expander requires 1x LP PCIe 3.0 x8 (int.) slot, based on LSI SAS3408				
<b>PSAS CP503i HBA SAS Contr.</b>	No Cache	HBA, no RAID	2x	S26361-F5792-E253 S26361-F5792-L553
8 ports 3, 6 & 12Gb/s SAS/SATA HDD/SSD, supports up to 8 devices without expander requires 1x LP PCIe 3.0 x8 (int.) slot, based on LSI SAS3408; IT FW stack without RAID functionality				

<b>internal RAID / HBA controllers for SAS, SATA HDD or SSD drives</b>				
<b>PSAS CP 2100-8i LP</b>	No Cache	HBA + RAID 0, 1, 10, 5	2x	S26361-F5888-E202 S26361-F5888-L502
8 ports 3, 6 & 12Gb/s SAS/SATA HDD/SSD, supports up to 8 drives without expander requires 1x LP PCIe 3.0 x8 (int.) slot				

PSAS CP503i for LTO / CP503i / CP500e and PSAS CP400i for LTO / CP400i cannot be mixed

PRAID CP500i and PRAID EP520i / EP540i / EP580i cannot be mixed

PSAS CP 2100-8i and PSAS CP400i for LTO / CP400i / PSAS CP503i for LTO / CP503i / CP500e / PRAID CP400i / EP400i / EP420i / EP420i for SafeStore / PRAID CP500i / EP520i / EP540i / EP580i / EP540e cannot be mixed

internal RAID controller with 2nd Level cache 1GB, 2GB

<b>internal drive RAID / SAS, SATA controllers with Cache and opt. TFM module + Flash Backup Unit and opt. Advanced SW Options</b>				
<b>PRAID EP400i RAID Contr.</b>	1GB Cache	RAID 0,1,1E,10,5,50,6,60	2x	S26361-F5243-E11 S26361-F5243-L11
8 ports 3, 6 & 12Gb/s SAS/SATA HDD/ SSD, supports up to 8 devices without expander requires 1x LP PCIe 3.0 x8 (int.) slot, based on LSI SAS3108				
optional Licence Activation Key, a free of charge test licence is available at PRIMERGY-PM, FastPath is included in Controller FW				
<b>RAID Advanced SW Option CacheCade @Broadcom: SSD-cache-based HDD acceleration</b>			2x	S26361-F5243-E670 S26361-F5243-L670
optional Transportable Flash module (TFM) and Flash Backup Unit (FBU), both components required				
<b>TFM module for 1GB Cache</b>	NV-RAM & FBU control logic		2x	S26361-F5243-E100 S26361-F5243-L100
<b>FBU Option for PRAID EP4xx:</b>	Supercap securing the power supply of the RAID controller in case of power failure including cable with 55cm length		2x	S26361-F5243-E155 S26361-F5243-L115
<b>PRAID EP420i RAID Contr.</b>	2GB Cache	RAID 0,1,1E,10,5,50,6,60	2x	S26361-F5243-E12 S26361-F5243-L12
<b>PRAID EP420i for SafeStore R. Co</b>	2GB Cache	RAID 0,1,1E,10,5,50,6,60	2x	S26361-F5243-E14* S26361-F5243-L14*
8 ports 3, 6 & 12Gb/s SAS/SATA HDD/ SSD, supports up to 8 devices without expander requires 1x LP PCIe 3.0 x8 (int.) slot, based on LSI SAS3108				
optional Licence Activation Key, a free of charge test licence is available at PRIMERGY-PM, FastPath is included in Controller FW				
<b>RAID Advanced SW Option CacheCade @Broadcom: SSD-cache-based HDD acceleration</b>			2x	S26361-F5243-E670 S26361-F5243-L670
optional TFM module and Flash Backup Unit (FBU), both components required				
<b>TFM module for 2GB Cache</b>	NV-RAM & FBU control logic		2x	S26361-F5243-E200 S26361-F5243-L200
<b>FBU Option for PRAID EP4xx:</b>	Supercap securing the power supply of the RAID controller in case of power failure including cable with 55cm length		2x	S26361-F5243-E155 S26361-F5243-L115

internal SAS, SATA RAID controller with 2nd Level cache 2GB, 4GB, 8GB

<b>internal drive RAID / SAS controllers for E91 and SAS, SATA HDD or SSD drives</b>				
<b>PRAID EP520i RAID Contr. LP</b>	2GB Cache	RAID 0,1,1E,10,5,50,6,60	2x	S26361-F4042-E202 S26361-F4042-L502
8 ports 3, 6 & 12Gb/s SAS/SATA HDD/ SSD, supports up to 8 devices without expander (NVMe support for EP520i on special release for this controller in this system) includes Fastpath and SafeStore Advanced SW-Licence requires 1x LP PCIe 3.0 x8 (int.) slot, based on LSI SAS3516				
<b>PRAID EP540i RAID Contr. LP</b>	4GB Cache	RAID 0,1,1E,10,5,50,6,60	2x	S26361-F4042-E204 S26361-F4042-L504
<b>PRAID EP580i RAID Contr. LP</b>	8GB Cache	RAID 0,1,1E,10,5,50,6,60	2x	S26361-F4042-E208 S26361-F4042-L508
16 ports 3, 6 & 12Gb/s SAS/SATA HDD/ SSD, based on LSI SAS3516, supports up to 16 devices without expander or (no NVMe support by PRAID EP5xxi in this system) includes Fastpath and SafeStore Advanced SW-Licence requires 1x LP PCIe 3.0 x8 (int.) slot, based on LSI SAS3516				
optional Flash Backup Unit (FBU), Transportable Flash module (TFM) is already included				
<b>FBU Option for PRAID EP5xx:</b>	Supercap securing the power supply of the RAID controller in case of power failure including cable with 55cm length		2x	S26361-F4042-E155 S26361-F4042-L110

maximum number of internal RAID + HBA (See also pictures on folder base / HDD cage):  
standard config: max. 1

FBU can be combined with Advanced Thermal design up to 45 degree  
up to 2x FBU can be integrated per System

Expander configurations: Use PRAID EPxxx for optimal performance,  
PRAID CP400i / CP500i is not released for expander configurations

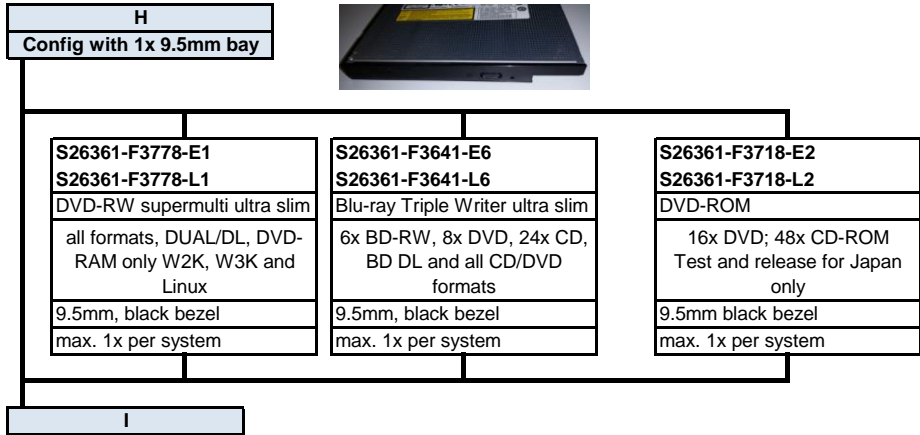
Advanced SW options:  
simultaneous operation of SafeStore or CacheCade + FastPath or is supported,  
simultaneous operation of SafeStore + CacheCade is not supported

<b>G</b>					
external SAS controller					
<b>HBA controller for ext. drives SAS, SATA HDD or SSD drives</b>					
<b>PSAS CP500e HBA SAS Contr. LP</b>	No Cache	HBA, no RAID	3x	<b>S26361-F5793-E251</b>	<b>S26361-F5793-L551</b>
8 ports 3, 6 & 12Gb/s SAS/SATA HDD/ SSD, 2x SFF8644 (external Mini-SAS HD) requires 1x LP PCIe 3.0 x8 (int.) slot, based on LSI SAS3408					
external SAS, RAID controller with 2nd Level cache 4GB					
<b>RAID / SAS, SATA controllers for external drives with Cache and opt. Flash Backup Unit</b>					
<b>PRAID EP540e RAID Contr. LP</b>	4GB Cache	RAID 0,1,1E,10,5,50,6,60	2x	<b>S26361-F4063-E204</b>	<b>S26361-F4063-L504</b>
8 ports 3, 6 & 12Gb/s SAS/SATA HDD/ SSD, 2x SFF8644 (external Mini-SAS HD) includes Fastpath and SafeStore Advanced SW-Licence requires 1x FH PCIe 3.0 x8 (int.) slot, based on LSI SAS3516					
optional Flash Backup Unit (FBU), Transportable Flash module (TFM) is already included					
<b>FBU Option for PRAID EP5xx:</b>	Supercap securing the power supply of the RAID controller in case of power failure including cable with 55cm length		2x	<b>S26361-F4042-E155</b>	<b>S26361-F4042-L110</b>
internal controllers for PCIe SSD SFF (2,5" NVMe PCIe) drives, no HW-RAID					
<b>retimer controller for internal 2,5" NVMe SSD PCIe SSD SFF (2,5" NVMe PCIe)</b>					
<b>PPCI CP x16 retimer PTIM CP100i</b>	No Cache	No HW-RAID	1x	<b>S26361-F4048-E201</b>	<b>S26361-F4048-L501</b>
No HW RAID, No Cache, simple route-through incl. Signal enhancement; device management by INTEL VMD divides PCIe3.0 x16 lanes into 4x x4 lanes , supports up to 4x 2.5" PCIe-SSD SFF requires 1x LP PCIe 3.0 x16 (int.) slot					
<b>H</b>					



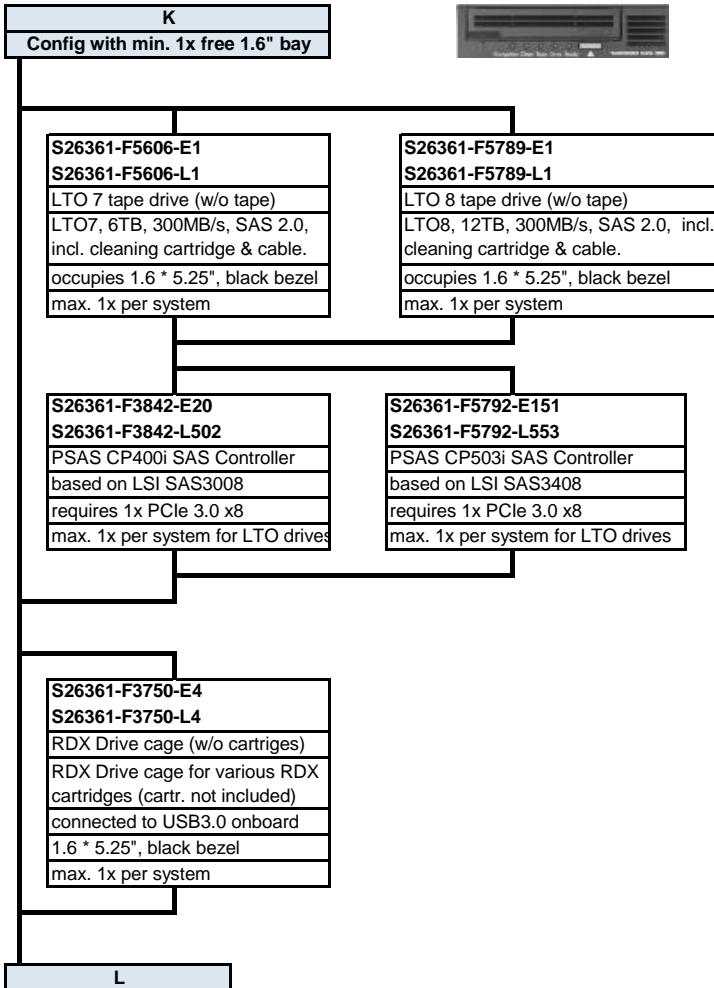
**Chapter 8 - ODD optical disk drives**

The base units with 12x 3.5" or 24x 2.5" HDD do not offer 1x 9.5mm optical drive bay!



**Chapter 9 - backup drives**

RX2520 M5 offers 1.6" bay for accessible drive for basic units with 8x or 16x 2.5" HDD only!



Cartridge	Order Code
RDX Cartridge 500GB	<b>S26361-F3857-L500</b>
RDX Cartridge 1TB	<b>S26361-F3857-L600</b>
RDX Cartridge 2TB	<b>S26361-F3857-L700</b>
RDX Cartridge 4TB	<b>S26361-F3857-L900</b>

**Chapter 10 - storage drives**

SAS drives and SATA drives can be mixed, but cannot be used in one logical RAID volume.  
 SATA drives can be connected to the onboard Controller (max. 8x),  
 SAS drives require a dedicated SAS / RAID Controller  
 Hard Disk Sector Format Information:  
 512n HDD: 512 byte sectors on the drive media.  
 512e (e=emulation) HDD: 4K physical sectors on the drive media with 512 byte logical configuration.  
 512e HDD Disk Drives: VMware 6.0 or earlier is not supported.  
 When using SSDs with VMware ESXi, select the SSDs that meet the endurance requirement described in KB2145210 below.  
<https://kb.vmware.com/kb/2145210>  
 DWPD: Drive Writes Per Day over 5 years.  
 SED (=Self Encrypting Drives) require either a RAID controller with \*SafeStore (SED) support or an HBA and in addition a software instance, supporting SED Key Management.  
 It is strongly recommended to order SafeStore (SED) RAID controller with SED HDD or SSD devices for SafeStore (SED) functionality.  
 HDD Classes:  
 Business-Critical (BC) -SATA=Nearline SATA Enterprise Drives / 7.2Krpm, SATA 6G.  
 Business-Critical (BC) -SAS=Nearline SAS Enterprise Drives / 7.2Krpm, SAS 12G .  
 Mission-Critical (MC)=SAS 10K and SAS 15K Enterprise Drives with max. performance and reliability.  
 Warranty:  
 SSD and SATA DOM have a built-in Wear-Out indicator. In this case the warranty for such a component, as an exception to the system warranty, is restricted to the time period until the indicator reaches the exhaust level.

**2.5" (SFF) SATA SSD**

**SSD SATA 2.5" Mixed Use (SFF) Enterprise with hot plug/hot replace tray**  
 based on **Micron 5300 MAX** drives

Capacity	Formfactor	Interface	Endurance	DWPD	order code E-part	order code L-part
240GB	2.5" (SFF)	SATA 6Gb/s	Mixed Use	5,0	S26361-F5776-E240	S26361-F5776-L240
480GB	2.5" (SFF)	SATA 6Gb/s	Mixed Use	5,0	S26361-F5776-E480	S26361-F5776-L480
960GB	2.5" (SFF)	SATA 6Gb/s	Mixed Use	5,0	S26361-F5776-E960	S26361-F5776-L960
1.92TB	2.5" (SFF)	SATA 6Gb/s	Mixed Use	5,0	S26361-F5776-E192	S26361-F5776-L192
3.84TB	2.5" (SFF)	SATA 6Gb/s	Mixed Use	3,5	S26361-F5776-E384	S26361-F5776-L384

max. 28x - depending on base unit & configuration

**SSD SATA 2.5" Mixed Use (SFF) Enterprise with hot plug/hot replace tray**  
 based on **Samsung PM897** drives

Capacity	Formfactor	Interface	Endurance	DWPD	order code E-part	order code L-part
480GB	2.5" (SFF)	SATA 6Gb/s	Mixed Use	3	as soon as available S26361-F5938-E480	S26361-F5938-L480
960GB	2.5" (SFF)	SATA 6Gb/s	Mixed Use	3	as soon as available S26361-F5938-E960	S26361-F5938-L960
1.92TB	2.5" (SFF)	SATA 6Gb/s	Mixed Use	3	as soon as available S26361-F5938-E192	S26361-F5938-L192
3.84TB	2.5" (SFF)	SATA 6Gb/s	Mixed Use	3	as soon as available S26361-F5938-E384	S26361-F5938-L384

max. 28x - depending on base unit & configuration

EOL

**SSD SATA 2.5" Mixed Use (SFF) Enterprise with hot plug/hot replace tray**  
 based on **Samsung SM883 or SM863a** drives \* 3.84TB is SM883 only

Capacity	Formfactor	Interface	Endurance	DWPD	order code E-part	order code L-part
240GB	2.5" (SFF)	SATA 6Gb/s	Mixed Use	3,6	S26361-F5733-E240	S26361-F5733-L240
480GB	2.5" (SFF)	SATA 6Gb/s	Mixed Use	3,6	S26361-F5733-E480	S26361-F5733-L480
960GB	2.5" (SFF)	SATA 6Gb/s	Mixed Use	3,6	S26361-F5733-E960	S26361-F5733-L960
1.92TB	2.5" (SFF)	SATA 6Gb/s	Mixed Use	3,6	S26361-F5733-E192	S26361-F5733-L192
3.84TB	2.5" (SFF)	SATA 6Gb/s	Mixed Use	3,6	S26361-F5588-E384	S26361-F5588-L384

max. 28x - depending on base unit & configuration

**SSD SATA 2.5" Read Intensive (SFF) Enterprise with hot plug/hot replace tray**  
 based on **Micron 5300 PRO** drives

Capacity	Formfactor	Interface	Endurance	DWPD	order code E-part	order code L-part
240GB	2.5" (SFF)	SATA 6Gb/s	Read Intensive	1,5	S26361-F5783-E240	S26361-F5783-L240
480GB	2.5" (SFF)	SATA 6Gb/s	Read Intensive	1,5	S26361-F5783-E480	S26361-F5783-L480
960GB	2.5" (SFF)	SATA 6Gb/s	Read Intensive	1,5	S26361-F5783-E960	S26361-F5783-L960
1.92TB	2.5" (SFF)	SATA 6Gb/s	Read Intensive	1,5	S26361-F5783-E192	S26361-F5783-L192
3.84TB	2.5" (SFF)	SATA 6Gb/s	Read Intensive	1,2	S26361-F5783-E384	S26361-F5783-L384
7.68TB	2.5" (SFF)	SATA 6Gb/s	Read Intensive	0,6	S26361-F5783-E768	S26361-F5783-L768

max. 28x - depending on base unit & configuration

**SSD SATA 2.5" Read Intensive (SFF) Enterprise with hot plug/hot replace tray**  
 based on **Samsung PM893** drives

Capacity	Formfactor	Interface	Endurance	DWPD	order code E-part	order code L-part
240GB	2.5" (SFF)	SATA 6Gb/s	Read Intensive	1,0	as soon as available S26361-F5946-E240	S26361-F5946-L240
480GB	2.5" (SFF)	SATA 6Gb/s	Read Intensive	1,0	as soon as available S26361-F5946-E480	S26361-F5946-L480
960GB	2.5" (SFF)	SATA 6Gb/s	Read Intensive	1,0	as soon as available S26361-F5946-E960	S26361-F5946-L960
1.92TB	2.5" (SFF)	SATA 6Gb/s	Read Intensive	1,0	as soon as available S26361-F5946-E192	S26361-F5946-L192
3.84TB	2.5" (SFF)	SATA 6Gb/s	Read Intensive	1,0	as soon as available S26361-F5946-E384	S26361-F5946-L384
7.68TB	2.5" (SFF)	SATA 6Gb/s	Read Intensive	1,0	as soon as available S26361-F5946-E768	S26361-F5946-L768

max. 28x - depending on base unit & configuration

EOL, EMEA only

**SSD SATA 2.5" Read Intensive (SFF)** Enterprise with hot plug/hot replace tray  
based on **Samsung PM883** drives

Capacity	Formfactor	Interface	Endurance	DWPD		order code E-part	order code L-part
240GB	2.5" (SFF)	SATA 6Gb/s	Read Intensive	0,7		S26361-F5802-E240	S26361-F5802-L240
480GB	2.5" (SFF)	SATA 6Gb/s	Read Intensive	0,7		S26361-F5802-E480	S26361-F5802-L480
960GB	2.5" (SFF)	SATA 6Gb/s	Read Intensive	0,7		S26361-F5802-E960	S26361-F5802-L960
1.92TB	2.5" (SFF)	SATA 6Gb/s	Read Intensive	0,7		S26361-F5802-E192	S26361-F5802-L192
3.84TB	2.5" (SFF)	SATA 6Gb/s	Read Intensive	0,7		S26361-F5802-E384	S26361-F5802-L384
7.68TB	2.5" (SFF)	SATA 6Gb/s	Read Intensive	0,7		S26361-F5802-E768	S26361-F5802-L768

max. 28x - depending on base unit & configuration

**SSD SATA 2.5" Read Intensive (SFF)** Enterprise with hot plug/hot replace tray  
based on **Micron 5100 PRO** or **5200 ECO** \* 240GB is 5100, others are 5200

Capacity	Formfactor	Interface	Endurance	DWPD		order code E-part	order code L-part
240GB	2.5" (SFF)	SATA 6Gb/s	Read Intensive	1,4	as long as stock available	S26361-F5701-E240	S26361-F5701-L240
480GB	2.5" (SFF)	SATA 6Gb/s	Read Intensive	0,9	as long as stock available	S26361-F5701-E480	S26361-F5701-L480
960GB	2.5" (SFF)	SATA 6Gb/s	Read Intensive	0,9	as long as stock available	S26361-F5701-E960	S26361-F5701-L960
1.92TB	2.5" (SFF)	SATA 6Gb/s	Read Intensive	0,9	as long as stock available	S26361-F5701-E192	S26361-F5701-L192
3.84TB	2.5" (SFF)	SATA 6Gb/s	Read Intensive	1,0	as long as stock available	S26361-F5701-E384	S26361-F5701-L384
7.68TB	2.5" (SFF)	SATA 6Gb/s	Read Intensive	0,5	as long as stock available	S26361-F5701-E768	S26361-F5701-L768

max. 28x - depending on base unit & configuration

2.5" (SFF) Hard drives

**HDD SAS 2.5" 15K** (SFF) Enterprise Mission Critical with hot plug/hot replace tray

Capacity	RPM	Interface	Sector		order code E-part	order code L-part
300GB	15 000	SAS 12Gb/s	512n		S26361-F5727-E530	S26361-F5727-L530
600GB	15 000	SAS 12Gb/s	512n		S26361-F5727-E560	S26361-F5727-L560
900GB	15 000	SAS 12Gb/s	512n		S26361-F5531-E590	S26361-F5531-L590

max. 28x - depending on base unit & configuration

**HDD SAS 2.5" 10K 512n** (SFF) Enterprise Mission Critical with hot plug/hot replace tray

Capacity	RPM	Interface	Sector		order code E-part	order code L-part
300GB	10 000	SAS 12Gb/s	512n		S26361-F5729-E130	S26361-F5729-L130
600GB	10 000	SAS 12Gb/s	512n		S26361-F5729-E160	S26361-F5729-L160
900GB	10 000	SAS 12Gb/s	512n		S26361-F5729-E190	S26361-F5729-L190
1.2TB	10 000	SAS 12Gb/s	512n		S26361-F5729-E112	S26361-F5729-L112
300GB	10 000	SAS 12Gb/s	512n	SED	S26361-F5581-E130	S26361-F5581-L130
600GB	10 000	SAS 12Gb/s	512n	SED	S26361-F5581-E160	S26361-F5581-L160
1.2TB	10 000	SAS 12Gb/s	512n	SED	S26361-F5581-E112	S26361-F5581-L112

max. 28x - depending on base unit & configuration

**HDD SAS 2.5" 10K 512e** (SFF) Enterprise Mission Critical with hot plug/hot replace tray

Capacity	RPM	Interface	Sector		order code E-part	order code L-part
600GB	10 000	SAS 12Gb/s	512e		S26361-F5730-E160	S26361-F5730-L160
900GB	10 000	SAS 12Gb/s	512e		S26361-F5730-E190	S26361-F5730-L190
1.2TB	10 000	SAS 12Gb/s	512e		S26361-F5730-E112	S26361-F5730-L112
1.8TB	10 000	SAS 12Gb/s	512e		S26361-F5730-E118	S26361-F5730-L118
2.4TB	10 000	SAS 12Gb/s	512e		S26361-F5543-E124	S26361-F5543-L124
1.8TB	10 000	SAS 12Gb/s	512e	SED	S26361-F5582-E118	S26361-F5582-L118
2.4TB	10 000	SAS 12Gb/s	512e	SED	S26361-F5582-E124	S26361-F5582-L124

max. 28x - depending on base unit & configuration

J

J

HDD SAS 2.5" 7.2K 512n (SFF) Enterprise Business Critical with hot plug/hot replace tray						
Capacity	RPM	Interface	Sector		order code E-part	order code L-part
1TB	7 200	SAS 12Gb/s	512n		S26361-F5600-E100	S26361-F5600-L100
2TB	7 200	SAS 12Gb/s	512n		S26361-F5600-E200	S26361-F5600-L200
max. 28x - depending on base unit & configuration						

HDD SATA 2.5" 7.2K 512n (SFF) Enterprise Business Critical with hot plug/hot replace tray						
Capacity	RPM	Interface	Sector		order code E-part	order code L-part
1TB	7 200	SATA 6Gb/s	512n		S26361-F3956-E100	S26361-F3956-L100
2TB	7 200	SATA 6Gb/s	512n		S26361-F3956-E200	S26361-F3956-L200
max. 28x - depending on base unit & configuration						

The HDDs not released with PRAID EP5x0i (S26361-F4042-E202/E204/E208)

HDD SATA 2.5" 7.2K 512e (SFF) Enterprise Business Critical with hot plug/hot replace tray						
Capacity	RPM	Interface	Sector		order code E-part	order code L-part
1TB	7 200	SATA 6Gb/s	512e		S26361-F3907-E100	S26361-F3907-L100
2TB	7 200	SATA 6Gb/s	512e		S26361-F3907-E200	S26361-F3907-L200
max. 28x - depending on base unit & configuration						

3.5" (LFF) SATA SSD

SSD SATA 3.5" Mixed Use (LFF) 2.5" SSD Enterprise with 3.5" hot plug/hot replace tray						
based on Micron 5300 MAX drives						
Capacity	Formfactor	Interface	Endurance	DWPD		order code E-part
240GB	2.5" (SFF)	SATA 6Gb/s	Mixed Use	5,0		S26361-F5775-E240
480GB	2.5" (SFF)	SATA 6Gb/s	Mixed Use	5,0		S26361-F5775-E480
960GB	2.5" (SFF)	SATA 6Gb/s	Mixed Use	5,0		S26361-F5775-E960
1.92TB	2.5" (SFF)	SATA 6Gb/s	Mixed Use	5,0		S26361-F5775-E192
3.84TB	2.5" (SFF)	SATA 6Gb/s	Mixed Use	3,5		S26361-F5775-E384
max. 12x - depending on base unit & configuration						

SSD SATA 3.5" Mixed Use (LFF) 2.5" SSD Enterprise with 3.5" hot plug/hot replace tray						
based on Samsung PM897 drives						
Capacity	Formfactor	Interface	Endurance	DWPD		order code E-part
240GB	3.5" (LFF)	SATA 6Gb/s	Mixed Use	3	as soon as available	S26361-F5937-E480
960GB	3.5" (LFF)	SATA 6Gb/s	Mixed Use	3	as soon as available	S26361-F5937-E960
1.92TB	3.5" (LFF)	SATA 6Gb/s	Mixed Use	3	as soon as available	S26361-F5937-E192
3.84TB	3.5" (LFF)	SATA 6Gb/s	Mixed Use	3	as soon as available	S26361-F5937-E384
max. 12x - depending on base unit & configuration						

EOL

SSD SATA 3.5" Mixed Use (LFF) 2.5" SSD Enterprise with 3.5" hot plug/hot replace tray						
based on Samsung SM883 or SM863a drives * 3.84TB is SM883 only						
Capacity	Formfactor	Interface	Endurance	DWPD		order code E-part
240GB	3.5" (LFF)	SATA 6Gb/s	Mixed Use	3,6		S26361-F5732-E240
480GB	3.5" (LFF)	SATA 6Gb/s	Mixed Use	3,6		S26361-F5732-E480
960GB	3.5" (LFF)	SATA 6Gb/s	Mixed Use	3,6		S26361-F5732-E960
1.92TB	3.5" (LFF)	SATA 6Gb/s	Mixed Use	3,6		S26361-F5732-E192
3.84TB	3.5" (LFF)	SATA 6Gb/s	Mixed Use	3,6		S26361-F5589-E384
max. 12x - depending on base unit & configuration						

SSD SATA 3.5" Read Intensive (LFF) 2.5" SSD Enterprise with 3.5" hot plug/hot replace tray						
based on Micron 5300 PRO drives						
Capacity	Formfactor	Interface	Endurance	DWPD		order code E-part
240GB	2.5" (SFF)	SATA 6Gb/s	Read Intensive	1,5		S26361-F5782-E240
480GB	2.5" (SFF)	SATA 6Gb/s	Read Intensive	1,5		S26361-F5782-E480
960GB	2.5" (SFF)	SATA 6Gb/s	Read Intensive	1,5		S26361-F5782-E960
1.92TB	2.5" (SFF)	SATA 6Gb/s	Read Intensive	1,5		S26361-F5782-E192
3.84TB	2.5" (SFF)	SATA 6Gb/s	Read Intensive	1,2		S26361-F5782-E384
7.68TB	2.5" (SFF)	SATA 6Gb/s	Read Intensive	0,6		S26361-F5782-E768
max. 12x - depending on base unit & configuration						

SSD SATA 3.5" Read Intensive (LFF) 2.5" SSD Enterprise with 3.5" hot plug/hot replace tray						
based on Samsung PM893 drives						
Capacity	Formfactor	Interface	Endurance	DWPD		order code E-part
240GB	3.5" (LFF)	SATA 6Gb/s	Read Intensive	1,0	as soon as available	S26361-F5945-E240
480GB	3.5" (LFF)	SATA 6Gb/s	Read Intensive	1,0	as soon as available	S26361-F5945-E480
960GB	3.5" (LFF)	SATA 6Gb/s	Read Intensive	1,0	as soon as available	S26361-F5945-E960
1.92TB	3.5" (LFF)	SATA 6Gb/s	Read Intensive	1,0	as soon as available	S26361-F5945-E192
3.84TB	3.5" (LFF)	SATA 6Gb/s	Read Intensive	1,0	as soon as available	S26361-F5945-E384
7.68TB	3.5" (LFF)	SATA 6Gb/s	Read Intensive	1,0	as soon as available	S26361-F5945-E768
max. 12x - depending on base unit & configuration						

EOL, EMEA only

<b>SSD SATA 3.5" Read Intensive (LFF) 2.5" SSD Enterprise with 3.5" hot plug/hot replace tray</b>							
based on <b>Samsung PM883</b> drives							
Capacity	Formfactor	Interface	Endurance	DWPD		order code E-part	order code L-part
240GB	2.5" (SFF)	SATA 6Gb/s	Read Intensive	0,7		S26361-F5801-E240	S26361-F5801-L240
480GB	2.5" (SFF)	SATA 6Gb/s	Read Intensive	0,7		S26361-F5801-E480	S26361-F5801-L480
960GB	2.5" (SFF)	SATA 6Gb/s	Read Intensive	0,7		S26361-F5801-E960	S26361-F5801-L960
1.92TB	2.5" (SFF)	SATA 6Gb/s	Read Intensive	0,7		S26361-F5801-E192	S26361-F5801-L192
3.84TB	2.5" (SFF)	SATA 6Gb/s	Read Intensive	0,7		S26361-F5801-E384	S26361-F5801-L384
7.68TB	2.5" (SFF)	SATA 6Gb/s	Read Intensive	0,7		S26361-F5801-E768	S26361-F5801-L768

max. 12x - depending on base unit & configuration

<b>SSD SATA 3.5" Read Intensive (LFF) 2.5" SSD Enterprise with 3.5" hot plug/hot replace tray</b>							
based on <b>Micron 5100 PRO</b> or <b>5200 ECO</b> * 240GB is 5100, others are 5200							
Capacity	Formfactor	Interface	Endurance	DWPD		order code E-part	order code L-part
240GB	3.5" (LFF)	SATA 6Gb/s	Read Intensive	1,4	as long as stock available	S26361-F5700-E240	S26361-F5700-L240
480GB	3.5" (LFF)	SATA 6Gb/s	Read Intensive	0,9	as long as stock available	S26361-F5700-E480	S26361-F5700-L480
960GB	3.5" (LFF)	SATA 6Gb/s	Read Intensive	0,9	as long as stock available	S26361-F5700-E960	S26361-F5700-L960
1.92TB	3.5" (LFF)	SATA 6Gb/s	Read Intensive	0,9	as long as stock available	S26361-F5700-E192	S26361-F5700-L192
3.84TB	3.5" (LFF)	SATA 6Gb/s	Read Intensive	1,0	as long as stock available	S26361-F5700-E384	S26361-F5700-L384
7.68TB	3.5" (LFF)	SATA 6Gb/s	Read Intensive	0,5	as long as stock available	S26361-F5700-E768	S26361-F5700-L768

max. 12x - depending on base unit & configuration

3.5" (LFF) Hard drives

<b>HDD SAS 3.5" 15K (LFF) 2.5" HDD Enterprise Mission Critical with 3.5" hot plug/hot replace tray</b>							
Capacity	RPM	Interface	Sector			order code E-part	order code L-part
300GB	15 000	SAS 12Gb/s	512n			S26361-F5726-E530	S26361-F5726-L530
600GB	15 000	SAS 12Gb/s	512n			S26361-F5726-E560	S26361-F5726-L560
900GB	15 000	SAS 12Gb/s	512n			S26361-F5532-E590	S26361-F5532-L590

max. 12x - depending on base unit & configuration

<b>HDD SAS 3.5" 10K 512n (LFF) 2.5" HDD Enterprise Mission Critical with 3.5" hot plug/hot replace tray</b>							
Capacity	RPM	Interface	Sector			order code E-part	order code L-part
300GB	10 000	SAS 12Gb/s	512n			S26361-F5728-E130	S26361-F5728-L130
600GB	10 000	SAS 12Gb/s	512n			S26361-F5728-E160	S26361-F5728-L160
1.2TB	10 000	SAS 12Gb/s	512n			S26361-F5728-E112	S26361-F5728-L112

max. 12x - depending on base unit & configuration

<b>HDD SAS 3.5" 10K 512e (LFF) 2.5" HDD Enterprise Mission Critical with 3.5" hot plug/hot replace tray</b>							
Capacity	RPM	Interface	Sector			order code E-part	order code L-part
1.8TB	10 000	SAS 12Gb/s	512e			S26361-F5731-E118	S26361-F5731-L118
2.4TB	10 000	SAS 12Gb/s	512e			S26361-F5569-E124	S26361-F5569-L124

max. 12x - depending on base unit & configuration

K

**K**

**HDD SAS 3.5" 7.2K 512e (LFF) Enterprise Business Critical with hot plug/hot replace tray**

Capacity	RPM	Interface	Sector	order code E-part	order code L-part
6TB	7 200	SAS 12Gb/s	512e	S26361-F5635-E600	S26361-F5635-L600
8TB	7 200	SAS 12Gb/s	512e	S26361-F5635-E800	S26361-F5635-L800
12TB	7 200	SAS 12Gb/s	512e	S26361-F5571-E120	S26361-F5571-L120
14TB	7 200	SAS 12Gb/s	512e	S26361-F5571-E140	S26361-F5571-L140
16TB	7 200	SAS 12Gb/s	512e	S26361-F5571-E160	S26361-F5571-L160
18TB	7 200	SAS 12Gb/s	512e	S26361-F5571-E180	S26361-F5571-L180
6TB	7 200	SAS 12Gb/s	512e	SED S26361-F5584-E600	S26361-F5584-L600
8TB	7 200	SAS 12Gb/s	512e	SED S26361-F5584-E800	S26361-F5584-L800
12TB	7 200	SAS 12Gb/s	512e	SED S26361-F5624-E120	S26361-F5624-L120
14TB	7 200	SAS 12Gb/s	512e	SED S26361-F5624-E140	S26361-F5624-L140
16TB	7 200	SAS 12Gb/s	512e	SED S26361-F5624-E160	S26361-F5624-L160
18TB	7 200	SAS 12Gb/s	512e	SED S26361-F5624-E180	S26361-F5624-L180

max. 12x - depending on base unit & configuration

**HDD SATA 3.5" 7.2K 512n (LFF) Enterprise Business Critical with hot plug/hot replace tray**

Capacity	RPM	Interface	Sector	order code E-part	order code L-part
1TB	7 200	SATA 6Gb/s	512n	S26361-F5636-E100	S26361-F5636-L100
2TB	7 200	SATA 6Gb/s	512n	S26361-F5636-E200	S26361-F5636-L200
4TB	7 200	SATA 6Gb/s	512n	S26361-F5636-E400	S26361-F5636-L400

max. 12x - depending on base unit & configuration

**HDD SATA 3.5" 7.2K 512e (LFF) Enterprise Business Critical with hot plug/hot replace tray**

Capacity	RPM	Interface	Sector	order code E-part	order code L-part
6TB	7 200	SATA 6Gb/s	512e	S26361-F5638-E600	S26361-F5638-L600
8TB	7 200	SATA 6Gb/s	512e	S26361-F5638-E800	S26361-F5638-L800
12TB	7 200	SATA 6Gb/s	512e	S26361-F3904-E120	S26361-F3904-L120
14TB	7 200	SATA 6Gb/s	512e	S26361-F3904-E140	S26361-F3904-L140
16TB	7 200	SAS 12Gb/s	512e	S26361-F3904-E160	S26361-F3904-L160
18TB	7 200	SAS 12Gb/s	512e	S26361-F3904-E180	S26361-F3904-L180

max. 12x - depending on base unit & configuration

**M.2 SATA SSD**

**SSD SATA M.2 drive for booting, non hot-plug, for VMware ESXi**

Capacity	Formfactor	Interface	DWPD	Category	order code E-part	order code L-part
240GB	M.2	SATA 6Gb/s	1,5	Boot	S26361-F5816-E240	S26361-F5816-L240

M.2 drive is designed for use as a VMware ESXi boot drive.  
 2x M.2 drive for any Hypervisor by the onboard chipset Software RAID is not supported.  
 max. 1x per Server; connector located on Motherboard (please see folder "description"). VMware ESXi is only supported.

M.2 drive for VMware ESXi and for other OSs cannot be mixed

**SSD SATA M.2 drive for booting, non hot-plug**

Capacity	Formfactor	Interface	DWPD	Category	order code E-part	order code L-part
240GB	M.2	SATA 6Gb/s	1,5	Boot	S26361-F5787-E240	S26361-F5787-L240
480GB	M.2	SATA 6Gb/s	1,5	Boot	S26361-F5787-E480	S26361-F5787-L480

M.2 drive is designed for use as a boot drive with the Endurance Spec. above.  
 2x M.2 drive for any Hypervisor by the onboard chipset Software RAID is not supported.  
 max. 2x per Server; connector located on Motherboard (please see folder "description"). VMware is not supported.

**Dual M.2**

Dual microSD, PDUAL CP200 and M.2 drive cannot be mixed

**PDUAL CP200, dual M.2 for booting, non hot-plug**

Capacity	Formfactor	Interface	Category	order code E-part	order code L-part
n/a	AIC	PCIe	Boot LP	S26361-F4065-E201	S26361-F4065-L501

PDUAL CP200 is a carrier 2x M.2 SATA modules and offers RAID1 with 2x M.2 modules.  
 PDUAL CP200 is designed for use as a Hardware-mirrored (RAID1) boot device for Hypervisor, which cannot be supported by M.2 via the onboard chipset Software RAID.  
 Supported RAID level : RAID1 only, 2x M.2 modules need to be ordered separately.  
 Supported M.2 Modules : SSD SATA M.2 240GB/480GB, and 240GB for VMware ESXi.  
 (S26361-F5706-E240/L240/E480/L480 or S26361-F5707-E240/L240 or S26361-F5787- E240/L240/E480/L480 or S26361-F5816-E240/L240)  
 max. 1x per Server, requires 2x SSD SATA M.2 drives.

**Dual microSD** Dual microSD and RDX Drive cage (S26361-F3750-E4) cannot be mixed

Dual microSD, PDUAL CP200 and M.2 drive cannot be mixed

Dual microSD Enterprise for booting, non hot-plug, for VMware ESXi						
Capacity	Formfactor	Interface	Category		order code E-part	order code L-part
64GB	microSD	USB	Boot		S26361-F4045-E64	S26361-F4045-L64

Dual microSD is designed for use as a VMware ESXi boot drive. Only the standardly equipped microSD are supported.  
 Dual microSD offers Hardware-mirrored (RAID1) flash boot device for VMware ESXi, which cannot be supported by M.2.  
 vSAN can be booted in case ESXi host has 512 GB of memory or less. Even in case 512 GB or more, if vSAN is 6.5 or later, it can be booted by resizing the core dump partition on ESXi hosts. For more information, see the VMware knowledge base article at <http://kb.vmware.com/kb/2147881>.  
 max. 1x per Server; connector located on Motherboard (please see folder "description"). VMware ESXi is only supported.

**2.5" (SFF) PCIe-SSD** 2.5" PCIe-SSDs require a RAID Controller or PCIe retimer card.  
 RAID Controller : PRAID EP520i/540i/580i  
 PCIe retimer : PPCI CP x16 retimer

PCIe-SSD 2.5" P4800X (SFF) Enterprise with hot plug/hot replace tray						
Capacity	Formfactor	Interface	Endurance	DWPD		order code E-part
750GB	2.5" (SFF)	PCIe3.0 x4	-	30		S26361-F5719-E750

max. 4x

this SSD will be worked with PCIe3.0 due to server specification

PCIe-SSD 2.5" Mixed Use (SFF) Enterprise with hot plug/hot replace tray						
based on <b>Kioxia CM6-V</b> drives						
Capacity	Formfactor	Interface	Endurance	DWPD		order code E-part
1.6TB	2.5" (SFF)	PCIe4.0 x4	Mixed Use	3		S26361-F5904-L160
3.2TB	2.5" (SFF)	PCIe4.0 x4	Mixed Use	3		S26361-F5904-L320
6.4TB	2.5" (SFF)	PCIe4.0 x4	Mixed Use	3		S26361-F5904-L640
12.8TB	2.5" (SFF)	PCIe4.0 x4	Mixed Use	3		S26361-F5904-L128

max. 4x

EOL

PCIe-SSD 2.5" Mixed Use (SFF) Enterprise with hot plug/hot replace tray						
based on <b>Intel DC P4610</b> drives						
Capacity	Formfactor	Interface	Endurance	DWPD		order code E-part
1.6TB	2.5" (SFF)	PCIe3.0 x4	Mixed Use	4,1		S26361-F5737-E160
3.2TB	2.5" (SFF)	PCIe3.0 x4	Mixed Use	3,7		S26361-F5737-E320
6.4TB	2.5" (SFF)	PCIe3.0 x4	Mixed Use	3,1		S26361-F5737-E640

max. 4x

this SSD will be worked with PCIe3.0 due to server specification

PCIe-SSD 2.5" Read Intensive (SFF) Enterprise with hot plug/hot replace tray						
based on <b>Kioxia CM6-R</b> drives						
Capacity	Formfactor	Interface	Endurance	DWPD		order code E-part
960GB	2.5" (SFF)	PCIe4.0 x4	Read Intensive	1		S26361-F5905-L960
1.92TB	2.5" (SFF)	PCIe4.0 x4	Read Intensive	1		S26361-F5905-L192
3.84TB	2.5" (SFF)	PCIe4.0 x4	Read Intensive	1		S26361-F5905-L384
7.68TB	2.5" (SFF)	PCIe4.0 x4	Read Intensive	1		S26361-F5905-L768
15.36TB	2.5" (SFF)	PCIe4.0 x4	Read Intensive	1		S26361-F5905-L153

max. 4x

EOL

PCIe-SSD 2.5" Read Intensive (SFF) Enterprise with hot plug/hot replace tray						
based on <b>Intel DC P4510</b> drives						
Capacity	Formfactor	Interface	Endurance	DWPD		order code E-part
1TB	2.5" (SFF)	PCIe3.0 x4	Read Intensive	1,0		S26361-F5738-E100
2TB	2.5" (SFF)	PCIe3.0 x4	Read Intensive	0,7		S26361-F5738-E200
4TB	2.5" (SFF)	PCIe3.0 x4	Read Intensive	0,8		S26361-F5738-E400

max. 4x

**AIC PCIe-SSD** EOL

PCIe-SSD (occupies one PCIe slot)

S26361-F5697-L375 S26361-F5697-E375 PACC EP P4800X AIC 375GB P4800X series, NVMe 30 DWPD PCIe3.0 x4, Low Profile max. 2x per system	S26361-F5697-L750 S26361-F5697-E750 PACC EP P4800X AIC 750GB P4800X series, NVMe 30 DWPD PCIe3.0 x4, Low Profile max. 2x per system
---	---

L



P

**Chapter 11 - LAN Components**

Default: 2x RJ45 1GbE ports on systemboard

**1Gb Ethernet Network Components**

<b>1Gb Ethernet network adapter with RJ45 interface (1000BASE-T)</b>				
Dual speed support, auto-sense: supports 1Gbps and 100Mbps line rate per-port.				
PLAN AP 1x1Gbit Cu Intel I210-T1 (Retail)	4x	1 port, 1Gbit Intel	S26361-F5959-E201	S26361-F5959-L501
PLAN CP 2x1Gbit Cu Intel I350-T2 LP	4x	2 port, Intel	S26361-F4610-E202	S26361-F4610-L502
PLAN CP 4x1Gbit Cu Intel I350-T4 LP	4x	4 port, Intel	S26361-F4610-E204	S26361-F4610-L504
max. 4 adapters per system				

**10Gb Ethernet Network Components**

**10GBASE-T**

<b>10Gb Ethernet network adapters with RJ45 interface (10GBASE-T)</b>				
Dual speed support, auto-sense: supports 10Gbps and 1Gbps line rate per-port.				
Only Marvell FastLinQ® adapters provide Universal RDMA capabilities, both iWARP and RoCE. Intel adapters don't provide any.				
For Converged Network Adapter features such as iSCSI, FCoE please select the PLAN EP X550-T2. Other adapters do not support CNA features. If you wish to get support for FCoE please submit a Release Request with the desired PRIMERGY server system configuration SAR/XLSX file attachment.				
PLAN EP QL41112 2x10GBASE-T LP	2x	2 port NIC with Universal RDMA, Marvell FastLinQ® QL41112HLRJ <i>*cannot be selected with Intel X710 series.</i>	S26361-F4068-E202	S26361-F4068-L502
PLAN EP QL41134 4x10GBASE-T LP	2x	4 port NIC with Universal RDMA, Marvell FastLinQ® QL41134HLRJ <i>*cannot be selected with Intel X710 series.</i>	S26361-F4068-E204	S26361-F4068-L504
PLAN EP X550-T2 2x10GBASE-T LP	4x	2 port NIC, Intel X550-T2	S26361-F3948-E202	S26361-F3948-L502
PLAN EP X710-T2L 2X 10GBASE-T PCIe (Retail)	4x	2 port 10 Gbit Intel <i>*cannot be selected with Marvell QL411xx series.</i>	S26361-F5960-E202	S26361-F5960-L502
PLAN EP X710-T4 4x10GBASE-T LP	4x	4 port NIC, Intel X710-T4 <i>*cannot be selected with Marvell QL411xx series.</i>	S26361-F3948-E204	S26361-F3948-L504
max. 6x adapters per system				

**10G SFP+**

<b>10Gb Ethernet network adapters with SFP+ cage. Adapter ships with empty cages.</b>				
Each cage consumes 1x optical SFP+ transceiver per port, or 1x twinax cable per port, or 1x DAC cable per port.				
Dual rate 10G/1G support requires 10G/1G Dual Rate SFP+ Optical Transceiver Modules.				
Only Marvell FastLinQ® adapters provide Universal RDMA capabilities, both iWARP and RoCE. Intel adapters don't provide any.				
For Converged Network Adapter features such as iSCSI, iSCSI Offload, FCoE please select the PCNA EP QL41262. Other adapters do not support CNA features. If you wish to get support for FCoE please submit a Release Request with the desired PRIMERGY server system configuration SAR/XLSX file attachment.				
<b>Ethernet Network Adapters</b>				
PLAN EP QL41132 2x10Gb SFP+ LP	2x	2 port NIC with Universal RDMA, Marvell FastLinQ® QL41132HLCU <i>*cannot be selected with Intel X710 series.</i>	S26361-F4069-E202	S26361-F4069-L502
PLAN EP QL41134 4x10Gb SFP+ LP	2x	4 port NIC with Universal RDMA, Marvell FastLinQ® QL41134HLCU <i>*cannot be selected with Intel X710 series.</i>	S26361-F4069-E204	S26361-F4069-L504
PLAN EP X710-DA2 2x10Gb SFP+ LP	4x	2 port NIC, Intel X710-DA2 <i>*cannot be selected with Marvell QL411xx series.</i>	S26361-F3640-E202	S26361-F3640-L502
PLAN EP X710-DA4 4x10Gb SFP+ LP	2x	4 port NIC, Intel X710-DA4 <i>*cannot be selected with Marvell QL411xx series.</i>	S26361-F3640-E204	S26361-F3640-L504
<b>Converged Network Adapters</b>				
PCNA EP QL41262 2x10/25Gb SFP+/SFP28 LP	2x	2 port CNA with Universal RDMA, iSCSI Offload, FCoE. Marvell FastLinQ® QL41262HLCU	S26361-F4070-E202	S26361-F4070-L502
<b>Optional, 10Gb SFP+ optical transceiver module, one per cage</b>				
SFP+ Optical Transceiver 10G Single Rate SR	1x .. 4x	LC, MMF / SR SFP+ module, up to 400m, <b>Broadcom/Emulex</b>	S26361-F5250-E110	S26361-F5250-L110
SFP+ Optical Transceiver 10G Single Rate SR	1x .. 4x	LC, MMF / SR SFP+ module, up to 400m, <b>Finisar</b>	S26361-F3986-E3	S26361-F3986-L3
SFP+ Optical Transceiver 10G Single Rate LR	1x .. 4x	LC, SMF / LR SFP+ module, up to 10km, <b>Finisar</b>	S26361-F3986-E4	S26361-F3986-L4
SFP+ Optical Transceiver 10G/1G Dual Rate SR	1x .. 4x	LC, MMF / SR SFP+ module, up to 400m, <b>Intel</b>	S26361-F3986-E5	S26361-F3986-L5
SFP+ Optical Transceiver 10G/1G Dual Rate LR	1x .. 4x	LC, SMF / LR SFP+ module, up to 10km, <b>Intel</b>	S26361-F3986-E6	S26361-F3986-L6
"Virtual Connector" for Twinax cables	1x .. 4x	Enablement for System Architect	V:TWX CONNECTOR-PY	
SFP+ active Twinax Cable Fujitsu	1x .. 4x	Customized length. Best fitting length selected at rack factory	S26361-F3989-E600	see table at the bottom of this page
SFP+ active Twinax Cable Brocade	1x .. 4x	installation.	S26361-F3873-E500	
<i>Max. 4x SFP+, DAC, or Twinax Cable (DynamicLoM, QL41134, X710-DA4) per adapter, or max. 2x SFP+, DAC, or Twinax Cable (QL41132, QL41262, X710-DA2) per adapter</i>				
max. 6x adapters per system				

10G/25G Ethernet Network components

10G/25G Ethernet network adapters with 2x SFP28 cages. Adapter ships with empty cages.				
Each cage consumes 1x optical SFP+ or SFP28 transceiver per port, or 1x twinax cable per port, or 1x DAC cable per port. Multiple speed support, auto-sense: All adapters support 25Gbps, and 10Gbps. Intel adapters support 1Gbps line rate per-port in addition, with the Intel-branded 10G/1G Dual Rate SFP+ Optical Transceiver Modules. Only Marvell FastLinQ® adapters provide Universal RDMA capabilities, both iWARP and RoCE. Mellanox adapters just provide RoCE RDMA. Intel adapters don't provide any kind of RDMA capabilities. For Converged Network Adapter features such as iSCSI, iSCSI Offload, FCoE please select the PCNA EP QL41262. Other adapters do not support CNA features.				
Ethernet Network Adapters				
PLAN EP QL41212 25Gb 2p SFP28 LP	2x	2 port NIC with Universal RDMA, <b>Marvell FastLinQ®</b> QL41212HLCU	S26361-F4056-E202	S26361-F4056-L502
PLAN EP MCX4-LX 25Gb 2p SFP28 LP	2x	2 port NIC with RoCE RDMA, <b>Mellanox ConnectX4-LX</b>	S26361-F4054-E202	S26361-F4054-L502
PLAN EP XXV710-DA2 2x25Gb LP	2x	2 port NIC, <b>Intel XXV710-DA2</b>	S26361-F4055-E202	S26361-F4055-L502
Converged Network Adapters				
PCNA EP QL41262 2x10/25Gb SFP+/SFP28 LP	2x	2 port <b>CNA</b> with Universal RDMA, iSCSI Offload, FCoE. <b>Marvell FastLinQ®</b> QL41262HLCU	S26361-F4070-E202	S26361-F4070-L502
Optional, 25Gb SFP28 optical transceiver module, one per cage				
SFP28 Optical Transceiver 25G SR MMA2P00-AS LC	1x .. 2x	MMF / SR SFP28 module, <b>Mellanox</b> . Max reach supported 100m	S26361-F4054-E701	S26361-F4054-L701
SFP28 Optical Transceiver 25G SR E25GSFP28SR	1x .. 2x	MMF / SR SFP28 module, <b>Intel</b> . Max reach supported 100m	S26361-F4055-E701	S26361-F4055-L701
"Virtual Connector" for DAC/AOC cables	1x .. 2x	Enablement for System Architect	V:DAC/AOC-CONNECTOR-25	
25G DAC - Cisco	1x .. 2x	DAC are not in Fujitsu's portfolio yet. Thus, purchase from switch vendors.		
25G DAC - Mellanox	1x .. 2x	DAC are not in Fujitsu's portfolio yet. Thus, purchase from switch vendors.		
25G AOC - Cisco	1x .. 2x	AOC are not in Fujitsu's portfolio yet. Thus, purchase from switch vendors.		
25G AOC - Mellanox	1x .. 2x	AOC are not in Fujitsu's portfolio yet. Thus, purchase from switch vendors.		
<i>max. 2x SFP28 or DAC/AOC Cable per adapter</i>				
Optional Cisco Ethernet Direct Attach Copper Cables (DACs) - not introduced by Fujitsu; available for purchase at Cisco				
Cisco DAC Splitter Cable 100G to 4X25G, 1m	1x	Cisco 100GBase QSFP to 4xSFP25G Passive, 1m	Cisco P/N: QSFP-4SFP25G-CU1M	
Cisco DAC Splitter Cable 100G to 4X25G, 2m	1x	Cisco 100GBase QSFP to 4xSFP25G Passive, 2m	Cisco P/N: QSFP-4SFP25G-CU2M	
Cisco DAC Splitter Cable 100G to 4X25G, 3m	1x	Cisco 100GBase QSFP to 4xSFP25G Passive, 3m	Cisco P/N: QSFP-4SFP25G-CU3M	
<i>One Cisco DAC Splitter cable connects up to 4 25G ports, i.e. 2x PLAN EP QL41212 cards to a single Cisco 100G Switch Port.</i>				
Optional 10Gb SFP+ Optical Transceivers with LC Connector, or Active or Passive Twinax Cables SFP+				
SFP+ Optical Transceiver 10G Single Rate SR	2x	LC, MMF / SR SFP+ module, up to 400m	S26361-F3986-E3	S26361-F3986-L3
SFP+ Optical Transceiver 10G Single Rate LR	2x	LC, SMF / LR SFP+ module, up to 10km	S26361-F3986-E4	S26361-F3986-L4
SFP+ Optical Transceiver 10G/1G Dual Rate SR	1x .. 4x	LC, MMF / SR SFP+ module, up to 400m, <b>Intel</b>	S26361-F3986-E5	S26361-F3986-L5
SFP+ Optical Transceiver 10G/1G Dual Rate LR	1x .. 4x	LC, SMF / LR SFP+ module, up to 10km, <b>Intel</b>	S26361-F3986-E6	S26361-F3986-L6
"Virtual Connector" for Twinax cables	2x	Enablement for System Architect	V:TWX CONNECTOR-PY	
Amphenol Active Twinax Cable SFP+ for 10G, 2m	2x	Amphenol 10G Active Twinax Cable, 2m	S26361-F3989-E600	S26361-F3989-L102
Amphenol Active Twinax Cable SFP+ for 10G, 5m	2x	Amphenol 10G Active Twinax Cable, 5m	Customized Cable Length	S26361-F3989-L105
Amphenol Active Twinax Cable SFP+ for 10G, 10m	2x	Amphenol 10G Active Twinax Cable, 10m	Customized Cable Length	S26361-F3989-L110
Brocade Active Twinax Cable SFP+ for 10G, 1m	2x	Brocade 10G Active Twinax Cable, 1m	S26361-F3873-E500	S26361-F3873-L501
Brocade Active Twinax Cable SFP+ for 10G, 3m	2x	Brocade 10G Active Twinax Cable, 3m	Customized Cable Length	S26361-F3873-L503
Brocade Active Twinax Cable SFP+ for 10G, 5m	2x	Brocade 10G Active Twinax Cable, 5m	Customized Cable Length	S26361-F3873-L505
Cisco Passive Twinax Cable SFP+ for 10G, 1m	2x	Cisco 10G Passive Twinax Cable, 1m	Cisco P/N for:	S26361-F4571-L101
Cisco Passive Twinax Cable SFP+ for 10G, 3m	2x	Cisco 10G Passive Twinax Cable, 3m	Cisco P/N for:	S26361-F4571-L103
Cisco Passive Twinax Cable SFP+ for 10G, 5m	2x	Cisco 10G Passive Twinax Cable, 5m	Cisco P/N for:	S26361-F4571-L105
Cisco Active Twinax Cable SFP+ for 10G, 7m	2x	Cisco 10G Active Twinax Cable, 7m	Cisco P/N for:	S26361-F4571-L107
Cisco Active Twinax Cable SFP+ for 10G, 10m	2x	Cisco 10G Active Twinax Cable, 10m	Cisco P/N for:	S26361-F4571-L110
<i>Max. 2x SFP+ or Twinax Cable per controller. Customized Cable Length means: best fitting cable length is defined during rack installation at the factory.</i>				
<i>max. 6x adapters per system</i>				

40G Ethernet Network Components

40G Ethernet network adapter with QSFP cage (requires DAC, AOC cables or optical transceiver QSFP modules)				
Supports 40Gbps line rate per-port				
PLAN EP MCX4-EN 40Gb 2p QSFP LP	2x	Dual Port NIC, RoCE RDMA, <b>Mellanox ConnectX4-EN</b>	S26361-F4053-E202	S26361-F4053-L502
Optional, 40Gb QSFP Optical Transceiver module with MPO connector for PLAN EP MCX4-EN 40Gb 2p QSFP				
QSFP 40G SR4L MPO 850nm 30m MC2210411-SR4L	2x	MMF / SR4L QSFP module, Mellanox. Max reach supported 30m	S26361-F4053-E701	S26361-F4053-L701
QSFP 40G SR4 MPO 850nm 150m MC2210411-SR4	2x	MMF / SR4 QSFP module, Mellanox. Max reach supported 150m	S26361-F4053-E702	S26361-F4053-L702
QSFP 40G SR4 MPO 850nm 150m MMA1B00-B150D	2x	MMF / SR4 QSFP module, Mellanox. Max reach supported 150m	S26361-F4053-E703	S26361-F4053-L703
"Virtual Connector" for DAC/AOC cables	2x	Enablement for System Architect	V:DAC/AOC-CONNECTOR-40	
40G DAC - Cisco	2x	DAC are not in Fujitsu's portfolio yet. Thus, test only and purchase from switch vendors.		
40G DAC - Mellanox	2x	DAC are not in Fujitsu's portfolio yet. Thus, test only and purchase from switch vendors.		
40G AOC - Cisco	2x	AOC are not in Fujitsu's portfolio yet. Thus, test only and purchase from switch vendors.		
40G AOC - Mellanox	2x	AOC are not in Fujitsu's portfolio yet. Thus, test only and purchase from switch vendors.		
<i>max. 2x QSFP or DAC, AOC per PLAN EP MCX4-EN 40Gb 2p QSFP</i>				
<i>max. 2x adapters per system</i>				

100G Ethernet Network Components

100G Ethernet network adapter with 1x QSFP28 cage (requires twinax cables or optical transceiver QSFP28 modules)				
Supports 100Gbps line rate				
PLAN EP QL45611 100Gb 1p QSFP28 LP	2x	Single Port NIC, RoCE RDMA, <b>Marvell FastLinQ®</b> QL45611HLCU	S26361-F4057-E201	S26361-F4057-L501
PLAN EP MCX4-EN 100Gb 1p QSFP28 LP	2x	Single Port NIC, RoCE RDMA, <b>Mellanox</b> ConnectX4-EN	S26361-F4052-E201	S26361-F4052-L501
Optional, 100Gb QSFP28 Optical Transceiver module with MPO connector for PLAN EP QL45611 100Gb 1p QSFP28				
QSFP28 100G SR4 MPO 850nm 100m MMA1B00-C100D	1x	MMF / SR4 QSFP28 module, Mellanox. Max reach supported 100m	S26361-F4052-E701	S26361-F4052-L701
QSFP28 100G PSM4 1310nm 500m MMS1C10-CM	1x	MMF / SR QSFP28 module, Mellanox. Max reach supported 500m	S26361-F4052-E801	S26361-F4052-L801
"Virtual Connector" for DAC/AOC cables	1x	Enablement for System Architect	V:DAC/AOC-CONNECTOR-100	
100G DAC - Cisco	1x	DAC are not in Fujitsu's portfolio yet. Thus, test only and purchase from switch vendors.		
100G DAC - Mellanox	1x			
100G AOC - Cisco	1x	AOC are not in Fujitsu's portfolio yet. Thus, test only and purchase from switch vendors.		
100G AOC - Mellanox	1x			
Max. 1x QSFP28 or DAC/AOC Cable per PLAN EP QL45611 100Gb 1p QSFP28 or PLAN EP MCX4-EN 100Gb 1p QSFP28				
max. 4x adapters per system				

Q

Q

**Network cables for later upgrade**

Fujitsu active SFP+ Twinax 10Gb cable	
SFP+ active Twinax Cable Fujitsu 2m	S26361-F3989-L102
SFP+ active Twinax Cable Fujitsu 5m	S26361-F3989-L105
SFP+ active Twinax Cable Fujitsu 10m	S26361-F3989-L110

Brocade active SFP+ Twinax 10Gb cable	
SFP+ active Twinax Cable Brocade 1m	S26361-F3873-L501
SFP+ active Twinax Cable Brocade 3m	S26361-F3873-L503
SFP+ active Twinax Cable Brocade 5m	S26361-F3873-L505

R

**Chapter 12 - Fibre Channel Controller**

K

32G Fibre Channel adapters with LC interface for 50µm optical cables (OM4 or OM3)				
These adapters ship with optical transceiver modules equipped for all ports.				
Adapters support 32GFC, 16GFC, and 8GFC infrastructures.				
PFC EP LPe32000 1x 32Gb LP	2x	1 port, low profile, <b>Broadcom Emulex®</b>	S26361-F4044-E201	S26361-F4044-L501
PFC EP LPe32002 2x 32Gb LP	2x	2 ports, low profile, <b>Broadcom Emulex®</b>	S26361-F4044-E202	S26361-F4044-L502
PFC EP QLE2740 1x 32Gb LP	3x	1 port, low profile, <b>Marvell Qlogic®</b>	S26361-F4043-E201	S26361-F4043-L501
PFC EP QLE2742 2x 32Gb LP	3x	2 ports, low profile, <b>Marvell Qlogic®</b>	S26361-F4043-E202	S26361-F4043-L502
16G Fibre Channel adapters with LC interface for 50µm optical cables (OM4 or OM3)				
These adapters ship with optical transceiver modules equipped for all ports.				
Adapters support 16GFC, 8GFC, and 4GFC infrastructures.				
PFC EP LPe31000 1x 16Gb LP	3x	1 port, low profile, <b>Broadcom Emulex®</b>	S26361-F5596-E201	S26361-F5596-L501
PFC EP LPe31002 2x 16Gb LP	3x	2 ports, low profile, <b>Broadcom Emulex®</b>	S26361-F5596-E202	S26361-F5596-L502
PFC EP QLE2690 1x 16Gb LP	3x	1 port, low profile, <b>Marvell Qlogic®</b>	S26361-F5580-E201	S26361-F5580-L501
PFC EP QLE2692 2x 16Gb LP	3x	2 ports, low profile, <b>Marvell Qlogic®</b>	S26361-F5580-E202	S26361-F5580-L502
max. 6 adapters per system				

**Chapter 13 - Infiniband Controllers**

Infiniband and Omni Path controller will be released by Project Released.

L

**Chapter 14 - Power supply unit, power cable, country specific options**

**M**

Optional power backplane (in chapter 16 -

<b>S26113-F575-E13</b> <b>S26113-F575-L13</b> 450W platinum power supply unit 450W PSU module platinum 1st or 2nd PSU for redundancy. 94% efficiency 100-240V, 50-60Hz occupies hot plug PSU slot min. 1 / max. 2x per system	<b>S26113-F574-E13</b> <b>S26113-F574-L13</b> 800W platinum power supply unit 800W PSU module platinum 1st or 2nd PSU for redundancy. 94% efficiency 100-240V, 50-60Hz occupies hot plug PSU slot min. 1 / max. 2x per system	<b>S26113-F615-E10</b> <b>S26113-F615-L10</b> 800W titanium power supply unit 800W PSU module titanium 1st or 2nd PSU for redundancy. 96% efficiency 110V range not supported 220-240V only, 50Hz occupies hot plug PSU slot min. 1 / max. 2x per system
---	---	---

<b>S26113-F574-E99</b> Dummy module instead PSU Dummy module for closing the 2nd PSU hole, in case only 1 PSU is equipped closes hot plug PSU slot max. 1x per system
---

Power cord option for Rack Server, 4m, grey (1x per PSU)	
<b>T26139-Y1968-E100</b>	Powercord for rack, IEC 320 C14 connector
<b>T26139-Y1742-E10</b>	USA, Canada, 1.8m, black
<b>T26139-Y3850-E10</b>	no power cord

Region Kits, <b>required to order one of them, 1x per System</b>	build-in order code	loose delivery order code
Region Kit APAC/EMEA/India, Contains warranty sheet and safety instructions for APAC, EMEA and India	<b>S26361-F1452-E100</b>	-
Region Kit America, Contains warranty sheet, registration hints and safety instructions for America	<b>S26361-F1452-E130</b>	-
Region Kit Europe, Contains warranty sheet and safety instructions in German, English, French, Spanish, Italian, Polish, Russian and Welsh language, <b>need to be included always into the order from EU and EFTA</b>	<b>S26361-F1452-E140</b>	-
Region Kit China for <b>CCC option required systems</b> , Contains warranty sheet and safety instructions for China,	<b>S26361-F1452-E101</b>	-

(Sales region for EMEA only)

(Sales region for APAC only)

Certifications, optional 1x per system	build-in order code	loose delivery order code
Certification for China, (CCC), Reduced component selection possible, only with no power cord option	<b>S26361-F3301-E120</b>	-
Certification for India, (BIS), Reduced component selection possible, only with no power cord option	<b>S26361-F3301-E123</b>	-

**N**

**Chapter 14 - Energy Star**

O

<b>S26361-F3301-E521</b>
RX2520 M5 E-Star Fam1
Limits configuration in accordance with Energy Star requirements for systems with 1 CPU
max. 1x per system

<b>S26361-F3301-E522</b>
RX2520 M5 E-Star Fam2
Limits configuration in accordance with Energy Star requirements for systems with 2 CPU
max. 1x per system

limitations for E-Star Fam1 / 2 certification:

Please make sure to follow the guidelines below in order to meet ENERGY STAR V3.0 Fam1 requirements:

1 CPU variant, **exclusions**, not a single violation is allowed by ENERGY STAR 3.0:  
2 CPU variant, as above, in brackets (xx):  
 not allowed are:

- CPU Xeon Bronze 3204
- CPU Xeon Gold 5222
- CPU with Multiplier of core and frequency is less than 16,8
- less than 6 (12) RAM Modules
- 8 GB RAM Modules
- DCPMM (Apache) Memory Modules
- 3,5" HDD
- more than 12 (24) x 2,5" HDD/SSD/PCIe SSD/M.2 Modul (12 / 24 is ok)
- more than 3x PCIe cards (i.e. Raid, LAN, Fiberchannel, Infiniband card, PCIe SSD)
- Graphic card
- Riser card
- Expander card

CPU restriction according to CPU page

ENERGY STAR-configurations with one CPU will be labeled: **PRIMERGY RX2520 M5 E-Star Fam1**  
 ENERGY STAR-configurations with two CPU will be labeled: **PRIMERGY RX2520 M5 E-Star Fam2**  
 non ENERGY STAR-configurations will be labeled: **PRIMERGY RX2520 M5**

P

**Chapter 14 - ErP Lot 9 restriction**

O

\*Region kit Europe must be order for shipment to ship in EU and EFTA

Region Kits, 1x per System	
Region Kit APAC/EMEA/India, Contains warranty sheet and safety instructions for APAC, EMEA and	S26361-F1452-E100
Region Kit America, Contains warranty sheet, registration hints and safety instructions for	S26361-F1452-E130

Region Kits, 1x per System	
Region Kit Europe*, Contains warranty sheet and safety instructions in German, English, French, Spanish, Italian, Polish, Russian and Welsh language	S26361-F1452-E140

ErP Lot9 Restriction for 1/2 CPU configuration, 1x per S	
ErP Lot 9 configuration for min 1 DIMM	S26361-F3776-E121

ErP Lot9 Restriction for 1/2 CPU configuration, 1x per S	
ErP Lot 9 configuration with min 4 DIMM	S26361-F3776-E122

ErP Lot9 Restriction for 2 CPU configuration, 1x per Sy	
ErP Lot 9 configuration for 2 CPUs with min 6 DIMM	S26361-F3776-E123

Restriction for ErP Lot 9 directive, Not allowed are : (for 1CPU/2CPU variant)

- CPU Xeon Bronze 3204 / 3206R
- CPU Xeon Silver 4215R
- CPU Xeon Gold 5222, 6250, 6256
- 8 GB RAM Modules
- more than 9x 2.5"/3.5" HDD/SSD/PCIe SSD (max 8 is ok)

Restriction for ErP Lot 9 directive, Not allowed are : (for 1CPU/2PCU variant)

- CPU Xeon Bronze 3204 / 3206R
- less than 4 RAM Modules (min 4 required)

No HDD/SSD qty restricted

Restriction for ErP Lot 9 directive, Not allowed are : (for 2CPUs variant only)

- less than 6 RAM Modules (min 6 required)

No CPU/DIMM type excluded

No HDD/SSD qty restricted

P

## Chapter 15 - Accessories

Q

<http://www.fujitsu.com/fts/products/computing/peripheral/accessories/index-facts.html>

### USB Memory Sticks - Available until August 2020. No successor planned.

ADATA UC350 USB3.1 Type C OTG Flash Drive 64GB	S26391-F6048-L464
--	-------------------

### USB Optical Disc Drive

External Ultra Slim Portable DVD Writer (Hitachi-LG)	S26341-F103-L142
--	------------------

R



**Chapter 16 - others**

O

**S26361-F3699-E20**  
**S26361-F3699-L20**  
 Redundant power supply  
 Power backplane for redundant power supply units. Contains power backplane, cables.  
 max. 1x per system

**S26361-F1790-E243**  
**S26361-F1790-L244**  
 iRMC S5 advanced pack  
 integrated remote Management controller activation key for graphical console redirection and remote media  
 max. 1x per system

**S26361-F1790-E311**  
**embedded Lifecycle Management (eLCM)**  
 Server Online Update  
     OS driver Update  
     Hardware firmware update  
 Server Offline Update  
     Hardware update via Update Manager Express  
 PrimeCollect  
     Autonomous creation of Primecollect archives  
     Creation and use of PrimeCollect archives over AIS connect  
 Custom Image (Jukebox function)  
     Automatic and manual download of CD and DVD Images  
     Automatic and manual start of CD and DVD Images  
 max. 1x per system

Loose delivery  
 eLCM Activation Pack (Node Locked License)  
**BDL:ELCM-PACK**  
**options contains:**  
 - 16GB SD card  
 - Paper with TAN for Licensekey

will be available in CQ2'24

iRMC MicroSD card option			
Capacity	Interface	E-parts	L-parts
32GB	SDHC	--	PY-MD32R1
max. 1x per system, instead of 16GB MicroSD card			

Advanced Thermal design cannot be combined with

**S26361-F3776-E440**  
 Cool-safe ® Advanced Thermal design 40°C  
 enables the PRIMERGY Server to cope with temperatures from 5-40° in operating mode due to extended Fan settings  
 this setting can be activated ex factory only  
 max. 1x per system

**S26361-F3776-E445**  
 Cool-safe ® Advanced Thermal design 45°C  
 enables the PRIMERGY Server to cope with temperatures from 5-45° in operating mode due to extended Fan settings  
 this setting can be activated ex factory only  
 max. 1x per system

**S26361-F3552-E100** will be EOL at end-Sep 2022  
**S26361-F3552-L100**  
 TPM 2.0 Module SPI  
 Microsoft Windows Server 2022 not supported  
 max. 1x per system

**S26361-F3552-E301**  
**S26361-F3552-L301**  
 TPM 2.0 Module SPI  
Microsoft Windows Server 2022 only supported  
 max. 1x per system

OS support matrix:

Operating system for host OS	S26361-F3552-E100 S26361-F3552-L100	S26361-F3552-E301 S26361-F3552-L301
Windows Server 2022	-	supported
Windows Server 2019	supported	supported
Windows Server 2016	supported	supported
Red Hat Enterprise Linux 8	supported	supported
Red Hat Enterprise Linux 7	supported	supported
SUSE Linux Enterprise Server 15	-	-
SUSE Linux Enterprise Server 12	-	-
VMware ESXi 7.0	supported	supported
VMware ESXi 6.7	supported	supported
VMware ESXi 6.5	-	-

Support OS may vary by system.

S26361-F3552-E100/L100 will be EOL at end-Sep 2022.

S26361-F3552-E301/L301 will be an alternative because they have extended the support OS like the table on the left and they are backward compatible with S26361-F3552-E100/L100.

**S26361-F3552-E101**  
TPM 1.2 Module SPI  
max. 1x per system

**S26361-F3120-E50**  
**S26361-F3120-L50**  
Serial Port  
for a RS-232-C Serial Port  
interface  
max. 1x per system

Your Server is ready

Date of change [dd.mm.yyyy]	Configurator revision	Folder / order code / description	What has been changed / comment	Name
26.03.2024	1.27	RAID	updated header information	Tatsuya Sudou
25.03.2024	1.26	others	revised the description about iRMC MicroSD card option for eLCM	Y. Sugiyama
25.03.2024	1.25	All	Revice header information	S. Fujita
05.03.2024	1.24	others	added the iRMC MicroSD card option for eLCM	Y. Sugiyama
04.08.2023	1.23	HD_SSD	updated the EOL information	Yuichi Sugiyama
22.08.2022	1.22	others	added Kioxia CM6 series as PCIe-SSD	
			updated Notes for TPM2.0	Tatsuya Sudou
25.07.2022	1.21	RAID, backup	restored PSAS/PRAID CP4xx (F3842), PRAID EP4xx (F5243), removed BSMI limitation from PSAS CP 2100-8i	Tatsuya Sudou
17.06.2022	1.20	change_history	Introduce this history table with a new style	
11.05.2022		RAID	updated about BSMI for PSAS CP 2100-8i	Tatsuya Sudou
26.04.2022		others	updated Notes for TPM2.0	Tatsuya Sudou
14.04.2022		HD_SSD	added the new order codes for SSD SATA "PM893/PM897"	Yuichi Sugiyama
01.03.2022		backup	removed PSAS CP400i, LTO6 due to EOL	Tatsuya Sudou
01.03.2022		RAID	updated Note for PSAS CP 2100-8i	Tatsuya Sudou
10.02.2022		RAID	removed PSAS/PRAID CP4xx(F3842/F3845), PRAID EP4xx(F5243) due to EOL	Tatsuya Sudou
23.12.2021		base	added ATD option limitation	Junichi Sugiyama
23.12.2021		RAID	removed exclusion b/w PRAID CP500i and EP540e	Tatsuya Sudou
14.12.2021		LAN	Released I210-T1(Retail) and X710-T2L(Retail) Added the restriction for Intel/Marvell LAN.	Yuya Ikuta
08.11.2021		RAID / S26361-F5888-*	added PSAS CP 2100-8i	Tatsuya Sudou
25.10.2021		HD_SSD	removed "as soon as available" and EOL products	Yuichi Sugiyama
14.10.2021		LAN	Added I210-T1(Retail) and X710-T2L(Retail)	Yuya Ikuta
11.10.2021		others	added Notes for TPM2.0	Tatsuya Sudou
30.09.2021		RAID	added Notes for PRAID CP500i	Tatsuya Sudou
15.09.2021		others / S26361-F3552-E301/L301	added TPM2.0 for WS2022	Tatsuya Sudou
09.09.2021		backup / S26361-F5792-*	added PSAS CP503i for LTO	Tatsuya Sudou
09.09.2021		RAID / S26361-F5791/F5792/F5793-*	added PRAID CP500i, PSAS CP503i and CP500e	Tatsuya Sudou
06.09.2021		RAID	corrected Onboard SATA port number from 4 to 8	Tatsuya Sudou
03.09.2021		HD_SSD	Added the HDD BC-SATA/SAS 18TB	Yuichi Sugiyama
25.09.2020		backup	add LTO8 tape drive, remove LTO5 tape drive add RDX Cartridge 4TB, remove RDX Cartridge 3TB	K.Tanaka
07.09.2020		HD_SSD	updated the description about supported M.2 Module of PDUAL CP200	Yuichi Sugiyama
07.08.2020		HD_SSD	add the new drives for SSD SATA(Micron5300/PM883) and HDD BC-SATA/SAS	Yuichi Sugiyama
29.05.2020		PSU	removed Made in Germany sticker	Yuri Okubo
07.05.2020		HD_SSD / S26361-F5719/F5697-*, /	revised to add the Intel P4800X as PCIe-SSD (wrong	Yuichi Sugiyama
26.03.2020		PSU	added region kit China	Atsushi Iwata
23.03.2020		others	M4Y removed	T. Tsuchiya
10.03.2020		ErP Lot9	updated Lot9 restriction	Atsushi Iwata
09.03.2020		HD_SSD / S26361-F5719/F5697-*, /	removed Intel P4800X as PCIe-SSD	Yuichi Sugiyama
04.03.2020		ErP Lot9	added Lot9 restriction in new sheet ErP Lot9	Atsushi Iwata
04.02.2020		FC	Changed listing order	Seiji Toda
03.02.2020		CPU	Added Cascade Lake-SP Refresh SKUs	Klaus-Dieter Ruf
28.01.2020		HD_SSD / Dual M.2	added 480GB as supported M.2 Modules	Tatsuya Sudou
06.12.2019		HD_SSDE140/L140 / updated	updated the description about Hard Disk Sector	Yuichi Sugiyama
07.11.2019		S26391-F6048-L464	New USB memory stick accessory device 64GB. No longer 32GB.	Y.Narita
04.11.2019		Energy Star	corrected CPU limitation for Energy Star	Robert Brunnbauer
25.09.2019		Energy Star	added limitation in Folder Energy Star	Johannes Linne
19.09.2019		CPU	Added Xeon Gold 5218B SKU	Klaus-Dieter Ruf
26.07.2019		HD_SSD / S26361-F5571/F5624/F3904	removed the description as "as soon as available"	Yuichi Sugiyama
26.07.2019		HD_SSD / S26361-F5737/F5738-*	removed the description as "as soon as available"	Yuichi Sugiyama
17.07.2019		LAN	S26361-F4053-E703, -L703 Transceiver 40G added	Ulrich Lösch
09.07.2019		base	Updated base units for ATD	Robert Brunnbauer
16.04.2019		LAN_FC	First review Ethernet and Fibre Channel adapters	Ulrich Lösch
07.03.2019		HD_SSD / S26361-F5571/F5624/F3904	added	Yuichi Sugiyama
01.03.2019		HD_SSD / S26361-F5737/F5738-*	added	Yuichi Sugiyama
01.03.2019		HD_SSD / add the description as	add the description as "based on xxxx" for SSD	Yuichi Sugiyama
19.02.2019		CPU	changed TDP on 4214Y	M.Pentney-Schmidt
12.02.2019		HD_SSD / S26361-F3907-*	added the exclusion for HDD SATA 2.5" 7.2K 512e	Yuichi Sugiyama
12.02.2019		HD_SSD	removed the description as "as soon as available"	Yuichi Sugiyama
05.02.2019		RAM	768 GB max memory using RDIMM	Robert Brunnbauer
04.02.2019		RAID	removed PRAID EP420e as EP540e is available	Johannes Linne
10.01.2019		HD_SSD	Updated HD_SSD page	Yuichi Sugiyama
10.12.2018		base	Updated base units to M5	M.Pentney-Schmidt
10.12.2018		CPU	Updated CPU page to M5	M.Pentney-Schmidt
10.12.2018		RAM	Updated RAM page to M5	M.Pentney-Schmidt
12.12.2018		CPU	Update on CPU page	M.Pentney-Schmidt
18.12.2018		RAM	minor update on description	M.Pentney-Schmidt
07.12.2018		PRIMERGY RX2520 M5 configurator	First draft issued	Robert Brunnbauer