


PRIMERGY RX1330 M2  
Rack server



4x 3.5"



4x 2.5" (exp. to 8x2)



10x 2.5"



Chapter	Folder	Content
	Cover	List of content, Instructions for usage of this configurator, abbreviations
	Description	System Description for easier understanding
1	Base	describes base unit of RX1330 M2
2		describes rack mount kits and services
3	CPU	Order code and Infos of Xeon E3-1200 v5 (Skylake-S) processors
4	RAM	DDR4 System memory (RAM)
5	GFX	Graphics-cards
6	HD_cage	HDD cage kits
7	RAID	SAS / RAID Controller and components
8	ODD	optical disk drives (DVD, DVD-rw, Blu ray)
9	Backup	none
10	HD_SSD	Storage drives - PCIe SSD - SAS/SATA SSD & HDD
11	LAN_FC_IB	LAN Components
12		Fibre Channel Controller
13		
14	PSU	Power supply units, power cables, country specific opt.
15	USB_devices	none
16	others	System Management, ATD, RS232 port, TPM module, FH-Riser

# Instructions

This document contains basic product and configuration information that supports you in more complicated configurations.

In any case we recommend to use the PC-/SystemArchitect to make sure, that you configure a valid system.

This System configurator is divided into several chapters. They are identical to the current price list and PC-/SystemArchitect.

Please follow this document step by step from the top to the bottom.

## Chapter xx - description of chapter

Text fields with grey color offer extra information for related topics (e.g prerequisites, technical back ground, configuration rules, limitations, ...)

<b>S26361-F4610-E2</b>
<b>S26361-F4610-L3</b>
PLAN 2x1Gb Ethern. Controller
i350-T2 chip (based on Intel Powerville) offers 2x1Gb RJ45 connectors
PCIe Gen2 x4 full height card
max. 6x per system

<-- order code E-part (bold) --

<-- order code L-part (bold)

<-- "name" of this part

<--description of this part, in same cases as well description of content

<--requires a free PCIe slot --> means total amount of PCIe slots reduced

<--indicates how often this part can be configured in the related Server

### For further information see:

Link to datasheet:

[http:// xxx](http://xxx)

[http://ts.fujitsu.com/products/standard\\_servers/index.html](http://ts.fujitsu.com/products/standard_servers/index.html)

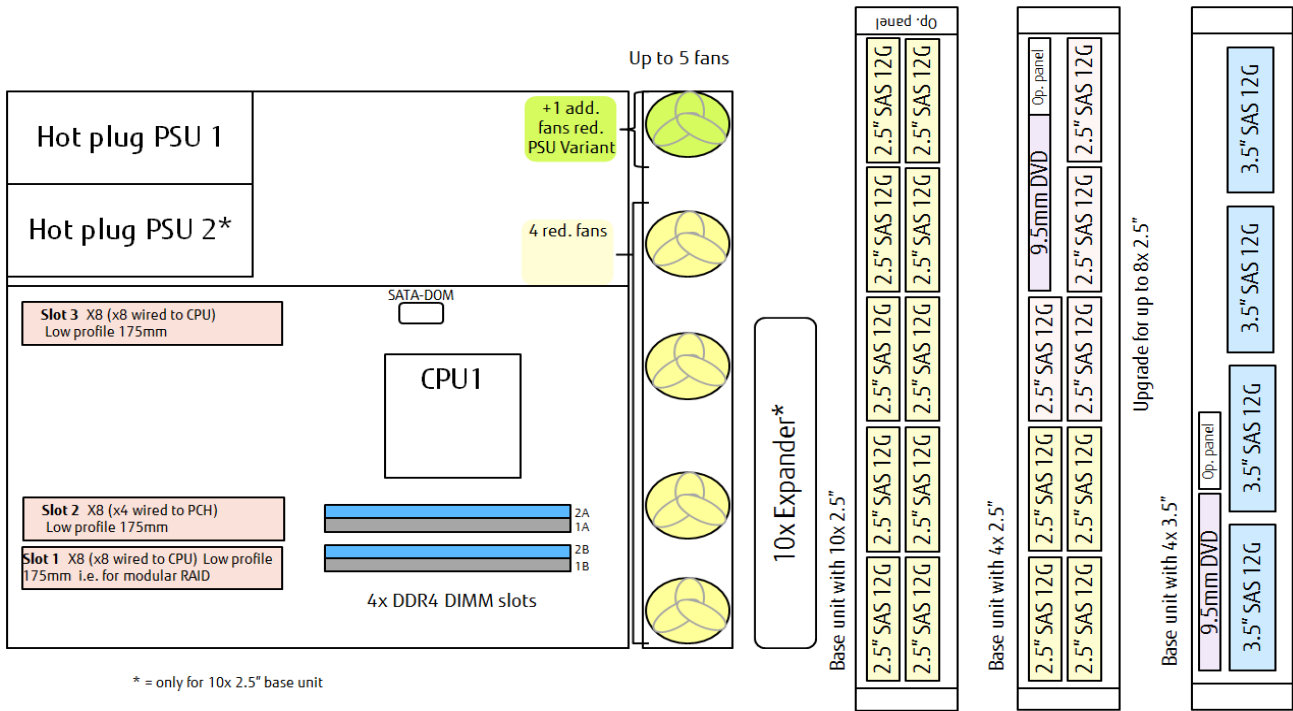
(internet)

[https://partners.ts.fujitsu.com/com/order-supply/configurators/primergy\\_config/Pages/default.aspx](https://partners.ts.fujitsu.com/com/order-supply/configurators/primergy_config/Pages/default.aspx)

(extranet)

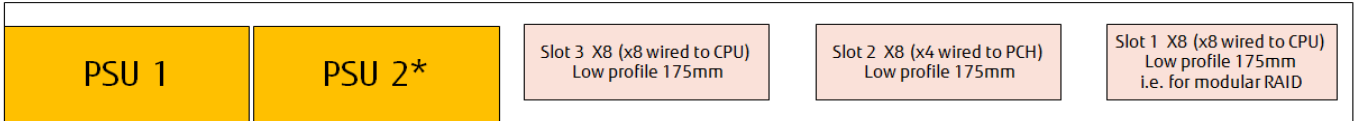
Fujitsu is providing the content of this document with very high accuracy. In case you identify a mistake, we would kindly encourage you to inform us. We kindly ask for understanding, that errors still may occur and that Fujitsu may change this document without notice

**PRIMERGY RX1330 M2 schematics of the System board and fans**

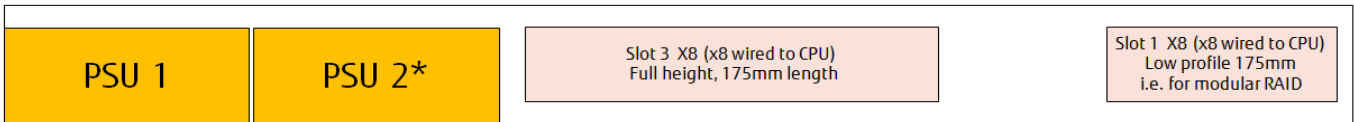


**PRIMERGY RX1330 M2 rear view with PSU and PCIe slots**

Standard: RX1330 - Rear view



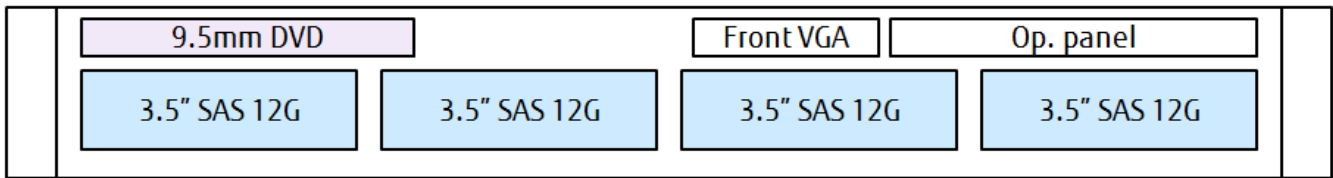
Option: Full height riser



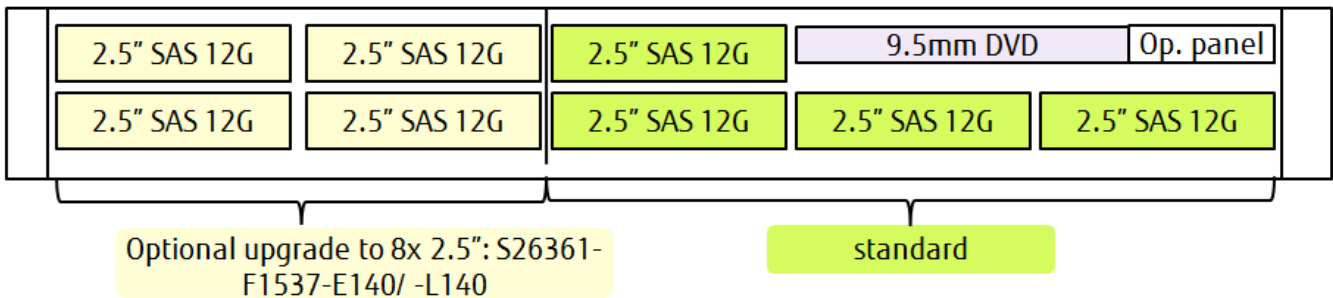
\* = option

**PRIMERGY RX1330 M2 front view**

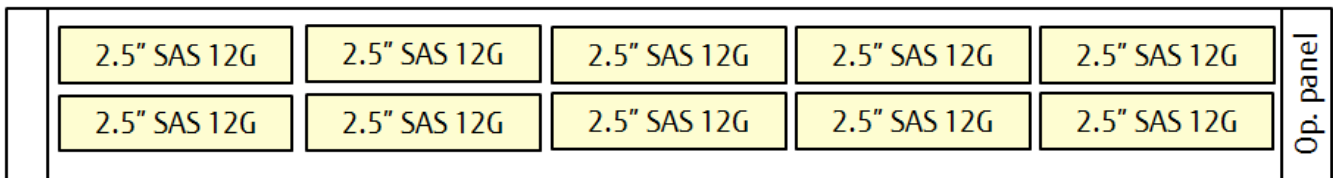
**RX1330 4x3.5"- Front view**



**RX1330 4x2.5"- Front view**



**RX1330 10x2.5"- Front view**



**Chapter 1 - base unit**

**Start**

**Power supply units & cooling**

The PRIMERGY RX1330 M2 offer bays for 1x or 2x hot plug (opt. redundant) power supply units of 450W with up to 94% efficiency. The PRIMERGY RX1330 M2 is equipped service friendly plug fans (4+1 for redundant PSU).

**Server Management**

iRMC S4 (integrated Remote Management Controller) on-board with dedicated (or shared) 10/100/1000 Service LAN-port and integrated graphics controller. With the integrated onboard indicators and controls you can highlight easily failed components via LEDs. The LEDs can be displayed during service even without mains connection by simply pressing the "indicate CSS" button.

**Platform**

Fujitsu Systemboard D3375 "designed and made in Germany" based on Chipset Intel® C236

> Xeon E3-1200 v5 series CPUs

**Slots:** as standard 3 PCIe slots are on Board - please see schematics in "description"

> 3 PCIe slots low profile, 175 mm length, all are mechanically x8

Slot 1 **PCIe-Gen3 x8** - supports modular RAID functions, routed to CPU

Slot 2 **PCIe-Gen3 x4**, routed to PCH

Slot 3 **PCIe-Gen3 x8**, routed to CPU

The required riser cards for the above configuration are part of the standard delivery.

Slot 3 can also be upgraded to PCIe Gen3 x8 full height, 175mm length (!Slot 2 and it's riser is not available in this case!)

**Onboard RAID 0/1 6Gbit/s**

available for up to 4x 3.5" SATA drives

**System RAM up to DDR4-2133 MHz**

2x2 memory slots for max. 64GB\* DDR4 RAM available, Please see folder "CPU" and "RAM" for further details.

**Software**

\* ServerView Suite Software incl. ServerStart, ServerBooks, Management Software and Updates

Interfaces at rear side

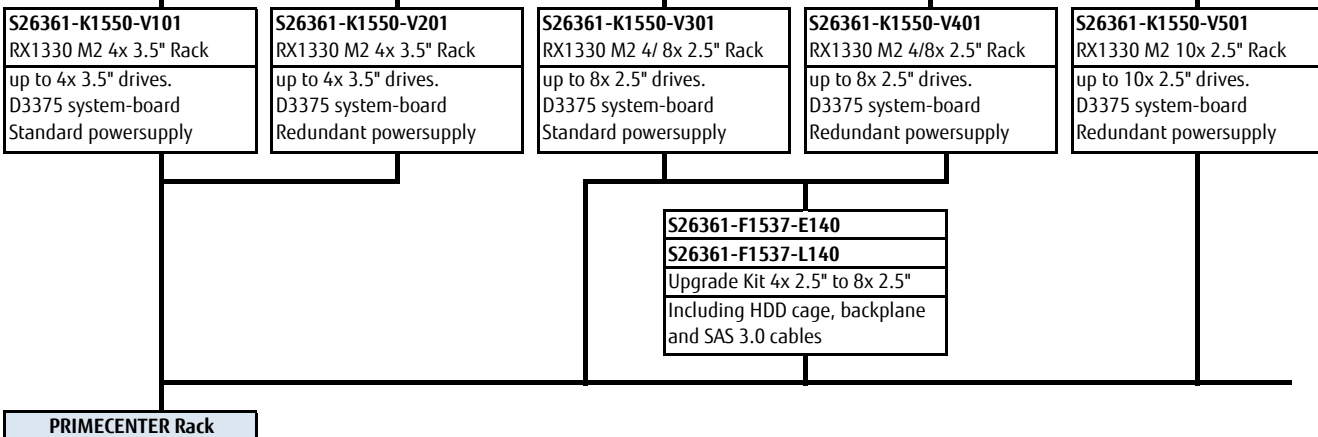
- 1 service LAN RJ45 (1 Gbit)
- 1x VGA (15 pins)
- 4x USB 3.0
- 2x 1GbE LAN
- 1x serial RS-232-C

Interfaces at front

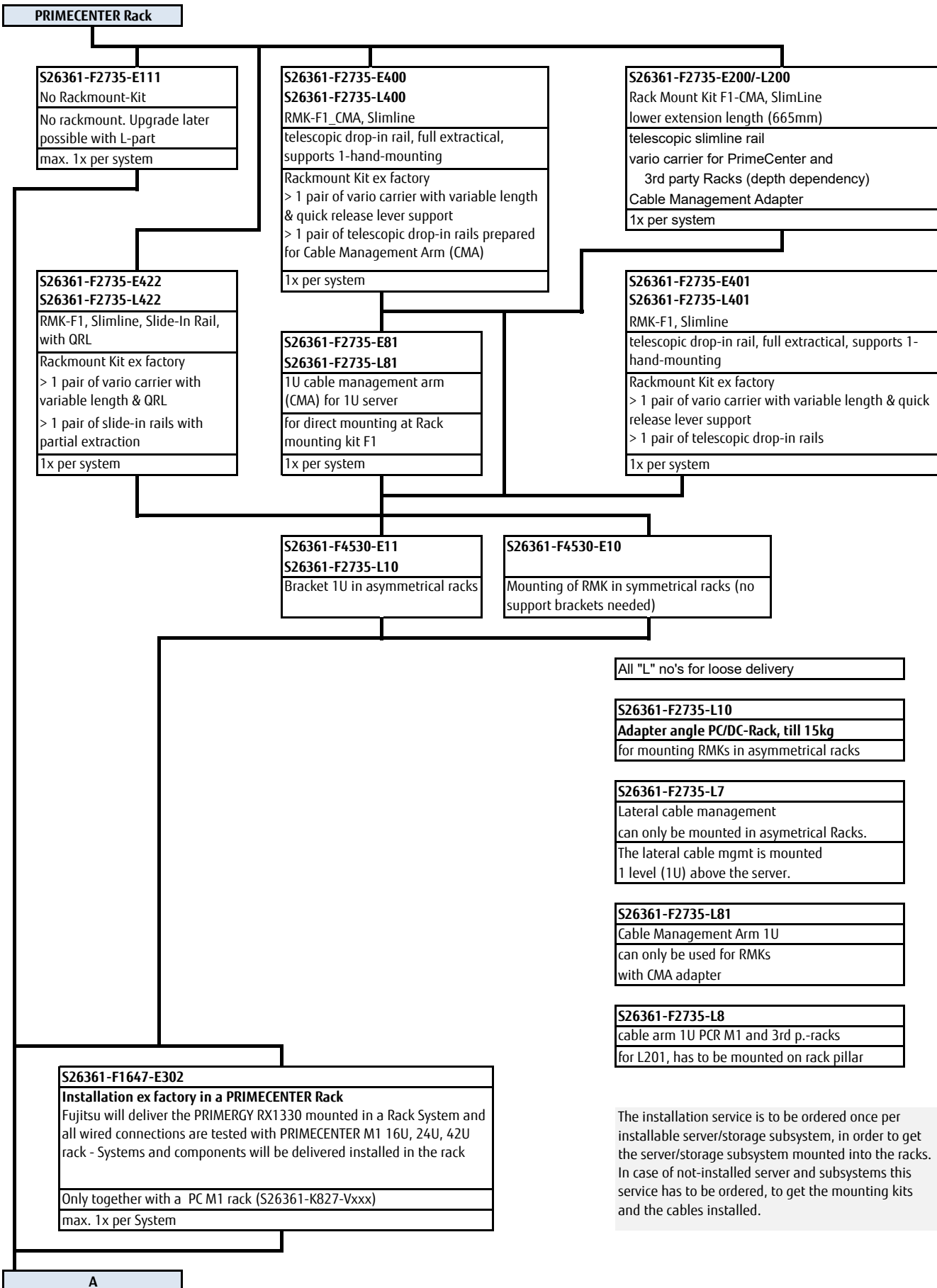
- for base units with up to 8 HDD: 2x USB 3.0
- for base units with 10HDD: 1x USB2.0 (on "ear")

Interfaces internal

- 2x SATA DOM
- 4x SATA 6G



**Chapter 2 - Rack architecture**



## Chapter 3 - CPU

B

One of following CPU's has to be selected  
for an orderable basic unit

<b>Celeron (Skylake)</b>	
64-bit Intel Celeron processor supporting DDR4 @ 2.133MHz	
Celeron G3900 2.8GHz 2C/2T 2MB 2133MHz (51W)	S26361-F3943-E900
<b>Pentium (Skylake-S)</b>	
64-bit Intel Pentium processor supporting DDR4 @ 2.133MHz	
Pentium G4400 3.3GHz 2C/2T 3MB 2133MHz (54W)	S26361-F3944-E400
<b>Core i3 (Skylake-S)</b>	
64-bit Intel Core i3 processor supporting DDR4 @ 2.133MHz	
Core i3-6100 3.7GHz 2C/4T 3MB 2133MHz (51W)	S26361-F3945-E100
<b>Xeon E3-12xx v5 (Skylake-S)</b>	
64-bit Intel Xeon processor supporting DDR4 @ 2.133MHz	
Xeon E3-1220v5 3.0GHz 4C/4T 8MB 2133MHz Turbo (80W)	S26361-F3910-E220
Xeon E3-1225v5 3.3GHz 4C/4T 8MB 2133MHz Turbo (80W)	S26361-F3910-E225
Xeon E3-1230v5 3.4GHz 4C/8T 8MB 2133MHz Turbo (80W)	S26361-F3910-E230
Xeon E3-1240v5 3.5GHz 4C/8T 8MB 2133MHz Turbo (80W)	S26361-F3910-E240
Xeon E3-1270v5 3.6GHz 4C/8T 8MB 2133MHz Turbo (80W)	S26361-F3910-E270
Xeon E3-1280v5 3.7GHz 4C/8T 8MB 2133MHz Turbo (80W)	S26361-F3910-E280
<b>Xeon E3-12xxL v5 (Skylake-S)</b>	
64-bit Intel Xeon processor supporting DDR4 @ 2.133MHz	
Xeon E3-1240Lv5 2.0GHz 4C/8T 8MB 2133MHz Turbo (25W)	S26361-F3911-E240
Xeon E3-1260Lv5 3.2GHz 4C/8T 8MB 2133MHz Turbo (45W)	S26361-F3911-E260

On special release request only

On special release request only

On special release request only

C

**Chapter 4 - DDR4 System memory**

R  
D

There are 2 memory banks with 2 DIMM slots each.

**Single channel memory configuration allow maximum flexibility:**  
Additional memory can be configured as single memory modules.

**Dual channel memory configurations for maximum performance:**  
For optimum performance memory has to be configured in pairs of memory modules with identical size.

max. 64GB unbuffered DDR4 RAM for UDIMMs with 16GB moduls @ 2.133 MT/s

**Note\*\*:** Memory is not included in the base unit and has to be configured separately, min 1x.

Unbuffered Memory (UDIMM) with ECC support			
4GB (1x4GB) 1Rx8 DDR4-2133 U ECC	single rank	S26361-F3909-E514	S26361-F3909-L514
8GB (1x8GB) 2Rx8 DDR4-2133 U ECC	Dual rank	S26361-F3909-E515	S26361-F3909-L515
16GB (1x16GB) 2Rx8 DDR4-2133 U ECC	Dual rank	S26361-F3909-E516	S26361-F3909-L516

E



**Chapter 5 - Graphics cards**

E

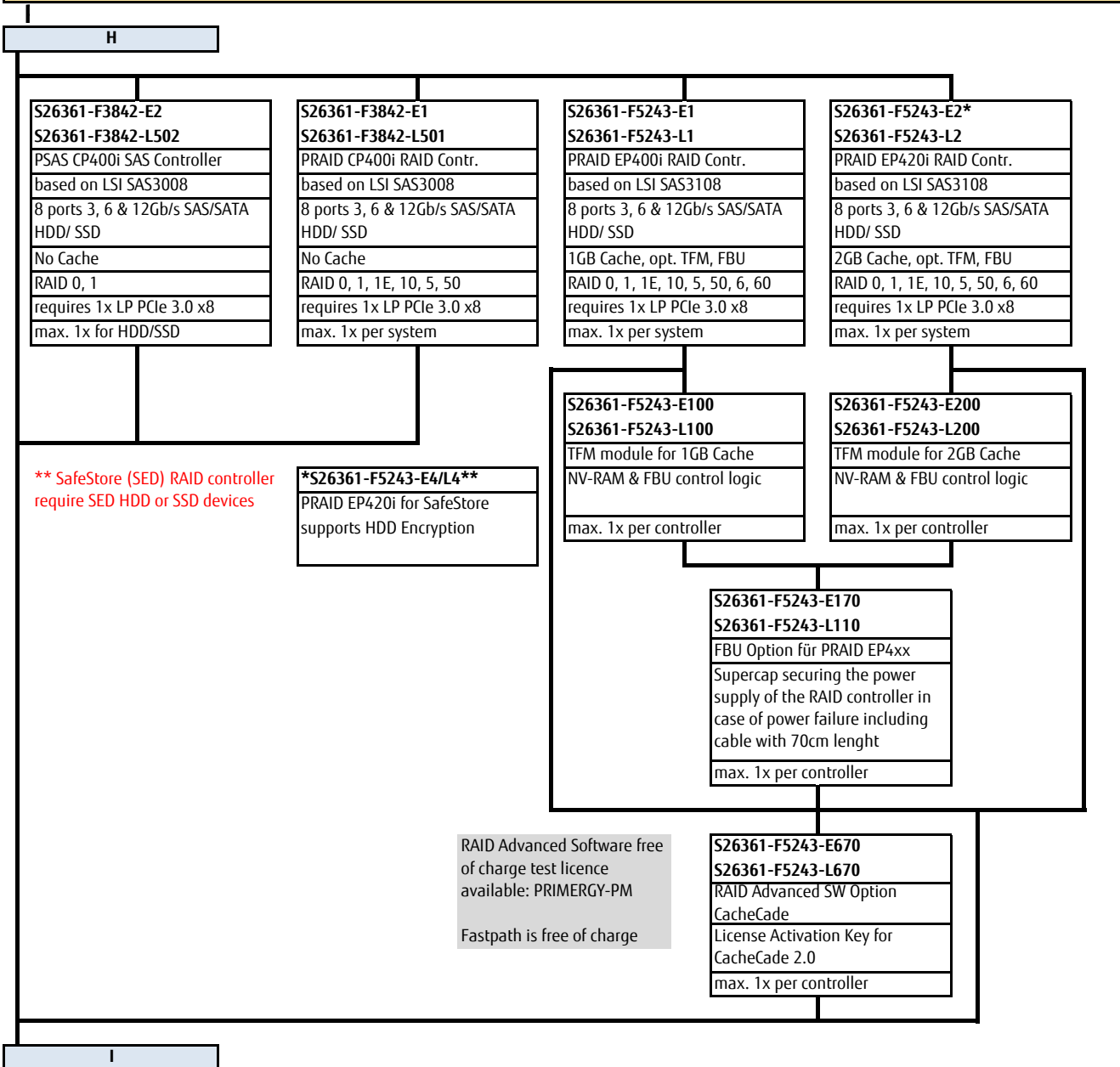
S26361-F2748-E638
S26361-F2748-L638
PGRA CP NVS 1GB VGA PCIe x16
NVIDIA NVS315
1024 MB PCIe-x16
Connectors: 1x LFH 59
cable kit for 2x DVI or 2x VGA
cable kits included
Dual head + professional 2-D + 3-D supported for Windows OS
native driver support for Linux OS
Low profile bracket
max. 1x per system

The high end optional NVIDIA NVS315 graphic card offers dual head operation and fully 3D video support.  
The cables for either two times DVI-I or VGA connections are part of the delivery.  
**Remote Video direction via iRMC must be disabled.**  
This PCIe-x16 card can also be installed in slot PCIe-x4, x8 or standard x16 slot.  
Only one card per server is allowed.

S26361-F1420-E130
S26361-F1420-L130
Front VGA connector (15-pin)
Front VGA connector (15-pin) including cable and front connector
not for base unit S26361-K1550-V501
max. 1x per system

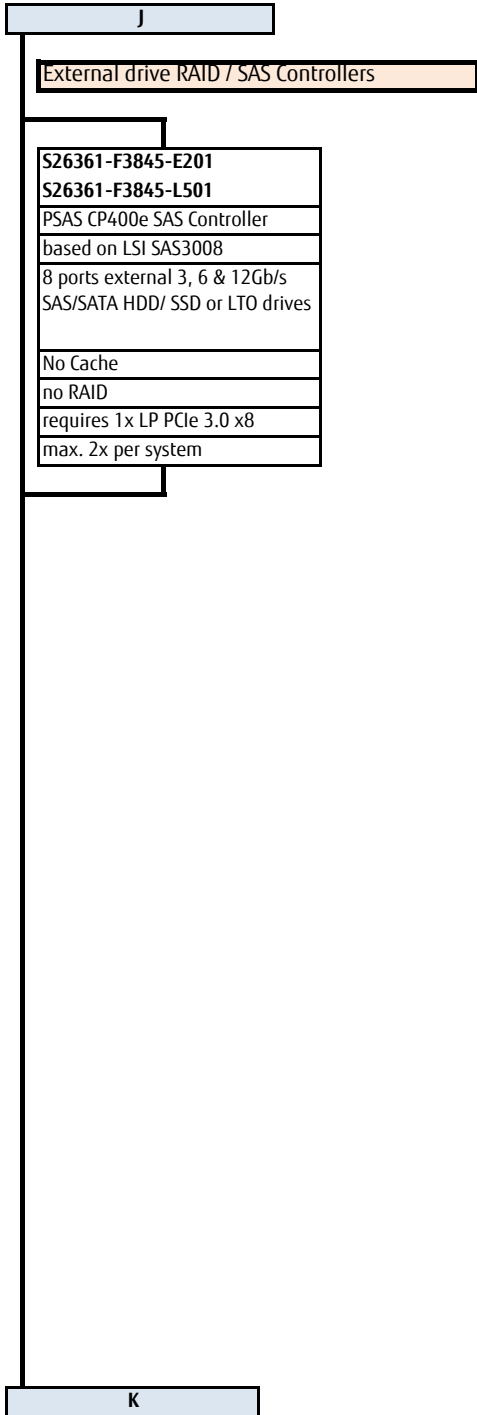
F

**Chapter 7 - SAS / RAID Controller**



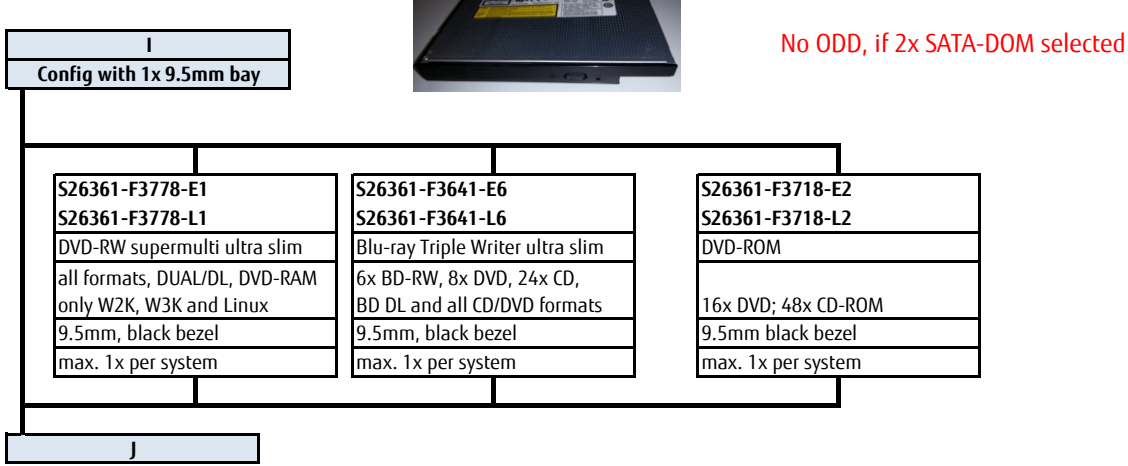
all SAS3.0 RAID Controllers support OOB-RAID including OOB-HDD monitoring and require no OOB-HDD cable  
 the OOB-HDD cable is automatically equipped for onboard or HBA controller  
**! The SAS 3.0 cable kit (S26361-F1537-L180) is only required for later upgrades and just if the onboard SATA 6G RAID Controller (which has a SAS2.0 connector) was originally selected.**  
**! Orders ex factory always come with the right cable**

S26361-F1537-L180  
 SAS3.0 cable upgrade kit for RX1330  
 T26139-Y4040-V15, 530mm for 4x 3.5" backplane ..  
 T26139-Y4040-V9, 540mm for 4x 2.5" L-shaped backplane ..  
 T26139-Y4040-V20, 385mm for 4x 2.5" rectangular backplane ..  
 .. to SAS3.0 controller in Slot1  
 required for later upgrade from onboard SATA 6G controller to dedicated SAS 3.0 Controller



**Chapter 8 - ODD optical disk drives**

The base units with up to 8x HDD offer 1x 9.5mm optical drive bay



**Chapter 10 - storage drives**

SAS drives and SATA drives can be mixed, but cannot be used in one logical RAID volume.  
 SAS drives require a dedicated SAS / RAID Controller  
 Hard Disk Sector Format Information  
 512n HDD: 512 byte sectors on the drive media.  
 512e (e-emulation) HDD: 4K physical sectors on the drive media with 512 byte logical configuration.  
 512e HDD Disk Drives: VMware 6.0 or earlier is not supported.  
 512n & 512e HDDs can be mixed, but cannot be used in one logical RAID volume.  
 When using SSDs with VMware ESXi, select the SSDs that meet the endurance requirement described in KB2145210 below.  
<https://kb.vmware.com/kb/2145210>  
 dwpd (5y): drive writes per day over 5 years.  
 SED (=Self Encrypting Drives) require either a RAID controller with \*SafeStore (SED) support or an HBA and in addition a software instance, supporting SED Key Management.  
 It is strongly recommended to order SafeStore (SED) RAID controller with SED HDD or SSD devices for SafeStore (SED) functionality.  
**HDD Classes:**  
 Economic (ECO) SATA: Entry Class Drives.  
 Business-Critical (BC) -SATA=Nearline SATA Enterprise Drives / 7.2Krpm, SATA 6G.  
 Business-Critical (BC) -SATA=Nearline SAS Enterprise Drives / 7.2Krpm, SAS 6G or SAS 12G .  
 Mission-Critical (MC)=SAS 10K and SAS 15K Enterprise Drives with max. performance and reliability.  
**Warranty:**  
 SSD and SATA DOM have a built-in Wear-Out indicator. In this case the warranty for such a component, as an exception to the system warranty, is restricted to the time period until the indicator reaches the exhaust level.

L

**SSD SATA 2.5" (SFF) Enterprise with hot plug/hot replace tray**

capacity	Formfactor	Interface	Category	dwpd (5y)	order code E-part	order code L-part
240GB	2.5" (SFF)	6Gb/s	read / write	3	S26361-F5588-E240	S26361-F5588-L240
480GB	2.5" (SFF)	6Gb/s	read / write	3	S26361-F5588-E480	S26361-F5588-L480
960GB	2.5" (SFF)	6Gb/s	read / write	3	S26361-F5588-E960	S26361-F5588-L960
1.92TB	2.5" (SFF)	6Gb/s	read / write	3	S26361-F5588-E192	S26361-F5588-L192
120GB	2.5" (SFF)	6Gb/s	read intensive	0.3	S26361-F5525-E120	S26361-F5525-L120
800GB	2.5" (SFF)	6Gb/s	read intensive	0.3	S26361-F5525-E800	S26361-F5525-L800
240GB	2.5" (SFF)	6Gb/s	read intensive	1	S26361-F5632-E240	S26361-F5632-L240
480GB	2.5" (SFF)	6Gb/s	read intensive	1	S26361-F5632-E480	S26361-F5632-L480
800GB	2.5" (SFF)	6Gb/s	read intensive	1	S26361-F5632-E800	S26361-F5632-L800
960GB	2.5" (SFF)	6Gb/s	read intensive	1	S26361-F5632-E960	S26361-F5632-L960
1.2TB	2.5" (SFF)	6Gb/s	read intensive	1	S26361-F5632-E120	S26361-F5632-L120
1.6TB	2.5" (SFF)	6Gb/s	read intensive	1	S26361-F5632-E160	S26361-F5632-L160

max. 4x, 8, or 10x - depending on configuration

**SSD SATA 2.5" Read Intensive (SFF) Enterprise with hot plug/hot replace tray**

Capacity	Formfactor	Interface	Endurance	DWPD		order code E-part	order code L-part
240GB	2.5" (SFF)	SATA 6Gb/s	Read Intensive	1.4	as soon as available	S26361-F5701-E240	S26361-F5701-L240
480GB	2.5" (SFF)	SATA 6Gb/s	Read Intensive	0.9	as soon as available	S26361-F5701-E480	S26361-F5701-L480
960GB	2.5" (SFF)	SATA 6Gb/s	Read Intensive	0.9	as soon as available	S26361-F5701-E960	S26361-F5701-L960
1.92TB	2.5" (SFF)	SATA 6Gb/s	Read Intensive	0.9	as soon as available	S26361-F5701-E192	S26361-F5701-L192
3.84TB	2.5" (SFF)	SATA 6Gb/s	Read Intensive	1.0	as soon as available	S26361-F5701-E384	S26361-F5701-L384
7.68TB	2.5" (SFF)	SATA 6Gb/s	Read Intensive	0.5	as soon as available	S26361-F5701-E768	S26361-F5701-L768

max. 4x, 8, or 10x - depending on configuration

**HDD SAS 2.5" 7.2K (SFF) Enterprise business-critical with hot plug/hot replace tray**

capacity	RPM	Interface	Cache	sector		order code E-part	order code L-part
1TB	7 200	12Gb/s	128MB	512e		S26361-F5573-E100	S26361-F5573-L100
2TB	7 200	12Gb/s	128MB	512e		S26361-F5573-E200	S26361-F5573-L200

max. 4x, 8, or 10x - depending on configuration

**HDD SAS 2.5" 15K (SFF) Enterprise mission-critical performance with hot plug/hot replace tray**

capacity	RPM	Interface	Cache	sector		order code E-part	order code L-part
300GB	15 000	12Gb/s	128MB	512n		S26361-F5531-E530	S26361-F5531-L530
450GB	15 000	12Gb/s	128MB	512n		S26361-F5531-E545	S26361-F5531-L545
600GB	15 000	12Gb/s	128MB	512n		S26361-F5531-E560	S26361-F5531-L560

max. 4x, 8, or 10x - depending on configuration

**HDD SAS 2.5" 10K (SFF) Enterprise mission-critical with hot plug/hot replace tray**

capacity	RPM	Interface	Cache	sector		order code E-part	order code L-part
300GB	10 000	12Gb/s	128MB	512n		S26361-F5550-E130	S26361-F5550-L130
600GB	10 000	12Gb/s	128MB	512n		S26361-F5550-E160	S26361-F5550-L160
900GB	10 000	12Gb/s	128MB	512n		S26361-F5550-E190	S26361-F5550-L190
1.2TB	10 000	12Gb/s	128MB	512n		S26361-F5550-E112	S26361-F5550-L112
300GB	10 000	12Gb/s	128MB	512n	SED*	S26361-F5581-E130	S26361-F5581-L130
600GB	10 000	12Gb/s	128MB	512n	SED*	S26361-F5581-E160	S26361-F5581-L160
1.2TB	10 000	12Gb/s	128MB	512n	SED*	S26361-F5581-E112	S26361-F5581-L112
600GB	10 000	12Gb/s	128MB	512e		S26361-F5543-E160	S26361-F5543-L160
900GB	10 000	12Gb/s	128MB	512e		S26361-F5543-E190	S26361-F5543-L190
1.2TB	10 000	12Gb/s	128MB	512e		S26361-F5543-E112	S26361-F5543-L112
1.8TB	10 000	12Gb/s	128MB	512e		S26361-F5543-E118	S26361-F5543-L118
1.8TB	10 000	12Gb/s	128MB	512e	SED*	S26361-F5582-E118	S26361-F5582-L118

max. 4x, 8, or 10x - depending on configuration

L1

L1

**i** Mixed configuration 2.5" HDD SATA 7.2K with 2.5" HDD SAS 15K not allowed

HDD SATA 2.5" 7.2K (SFF) Enterprise business-critical with hot plug/hot replace tray						
capacity	RPM	Interface	Cache	sector		
1.0TB	7 200	6Gb/s	64MB	512n		
2.0TB	7 200	6Gb/s	128MB	512n		
1.0TB	7 200	6Gb/s	128MB	512e		
2.0TB	7 200	6Gb/s	128MB	512e		
					order code E-part	order code L-part
					S26361-F3816-E100	S26361-F3816-L100
					S26361-F3956-E200	S26361-F3956-L200
					S26361-F3907-E100	S26361-F3907-L100
					S26361-F3907-E200	S26361-F3907-L200

max. 4x, 8, or 10x - depending on configuration

HDD SATA 3.5" 7.2K (LFF) ECO with non plug/hot replace tray						
capacity	RPM	Interface	Cache	sector		
500GB	7 200	6GBit/s	16MB	512e		
1TB	7 200	6GBit/s	64MB	512e		
					order code E-part	order code L-part
					S26361-F3951-E500	S26361-F3951-L500
					S26361-F3951-E100	S26361-F3951-L100

max. 4x

SSD SATA 3.5" (LFF) 2.5" SSD Enterprise with 3.5" hot plug/hot replace tray						
capacity	Formfactor	Interface	Category	dwpd (5y)		
240GB	3.5" (LFF)	6Gb/s	read / write	3		
480GB	3.5" (LFF)	6Gb/s	read / write	3		
960GB	3.5" (LFF)	6Gb/s	read / write	3		
1.92TB	3.5" (LFF)	6Gb/s	read / write	3		
120GB	3.5" (LFF)	6Gb/s	read intensive	0.3		
800GB	3.5" (LFF)	6Gb/s	read intensive	0.3		
240GB	3.5" (LFF)	6Gb/s	read intensive	1		
480GB	3.5" (LFF)	6Gb/s	read intensive	1		
800GB	3.5" (LFF)	6Gb/s	read intensive	1		
960GB	3.5" (LFF)	6Gb/s	read intensive	1		
1.2TB	3.5" (LFF)	6Gb/s	read intensive	1		
1.6TB	3.5" (LFF)	6Gb/s	read intensive	1		
					order code E-part	order code L-part
					S26361-F5589-E240	S26361-F5589-L240
					S26361-F5589-E480	S26361-F5589-L480
					S26361-F5589-E960	S26361-F5589-L960
					S26361-F5589-E192	S26361-F5589-L192
					S26361-F5530-E120	S26361-F5530-L120
					S26361-F5530-E800	S26361-F5530-L800
					S26361-F5630-E240	S26361-F5630-L240
					S26361-F5630-E480	S26361-F5630-L480
					S26361-F5630-E800	S26361-F5630-L800
					S26361-F5630-E960	S26361-F5630-L960
					S26361-F5630-E120	S26361-F5630-L120
					S26361-F5630-E160	S26361-F5630-L160

max. 4x

SSD SATA 3.5" Read Intensive (LFF) 2.5" SSD Enterprise with 3.5" hot plug/hot replace tray						
Capacity	Formfactor	Interface	Endurance	DWPD		
240GB	3.5" (LFF)	SATA 6Gb/s	Read Intensive	1.4	as soon as available	
480GB	3.5" (LFF)	SATA 6Gb/s	Read Intensive	0.9	as soon as available	
960GB	3.5" (LFF)	SATA 6Gb/s	Read Intensive	0.9	as soon as available	
1.92TB	3.5" (LFF)	SATA 6Gb/s	Read Intensive	0.9	as soon as available	
3.84TB	3.5" (LFF)	SATA 6Gb/s	Read Intensive	1.0	as soon as available	
7.68TB	3.5" (LFF)	SATA 6Gb/s	Read Intensive	0.5	as soon as available	
					order code E-part	order code L-part
					S26361-F5700-E240	S26361-F5700-L240
					S26361-F5700-E480	S26361-F5700-L480
					S26361-F5700-E960	S26361-F5700-L960
					S26361-F5700-E192	S26361-F5700-L192
					S26361-F5700-E384	S26361-F5700-L384
					S26361-F5700-E768	S26361-F5700-L768

max. 4x

HDD SAS 3.5" 7.2K Enterprise business-critical performance with hot plug/hot replace tray						
capacity	RPM	SAS 6G	Cache	sector		
2TB	7 200	12Gb/s	128MB	512e		
4TB	7 200	12Gb/s	128MB	512e		
6TB	7 200	12Gb/s	128MB	512e		
8TB	7 200	12Gb/s	256MB	512e		
10TB	7 200	12Gb/s	256MB	512e		
6TB	7 200	12Gb/s	128MB	512e	SED*	
10TB	7 200	12Gb/s	256MB	512e	SED*	
					order code E-part	order code L-part
					S26361-F5571-E200	S26361-F5571-L200
					S26361-F5571-E400	S26361-F5571-L400
					S26361-F5571-E600	S26361-F5571-L600
					S26361-F5571-E800	S26361-F5571-L800
					S26361-F5571-E100	S26361-F5571-L100
					S26361-F5584-E600	S26361-F5584-L600
					S26361-F5624-E100	S26361-F5624-L100

max. 4x

HDD SAS 3.5" 15K (SFF HDD with LFF Carrier) Enterprise mission-critical performance with hot plug/hot replace tray						
capacity	RPM	SAS 6G	Cache	sector		
300GB	15 000	12Gb/s	128MB	512n		
450GB	15 000	12Gb/s	128MB	512n		
600GB	15 000	12Gb/s	128MB	512n		
					order code E-part	order code L-part
					S26361-F5532-E530	S26361-F5532-L530
					S26361-F5532-E545	S26361-F5532-L545
					S26361-F5532-E560	S26361-F5532-L560

max. 4x

HDD SAS 3.5" 10K (SFF HDD with LFF Carrier) Enterprise mission-critical performance with hot plug/hot replace tray						
capacity	RPM	Interface	Cache	sector		
300GB	10 000	12Gb/s	128MB	512n		
600GB	10 000	12Gb/s	128MB	512n		
1.2TB	10 000	12Gb/s	128MB	512n		
1.8TB	10 000	12Gb/s	128MB	512e		
					order code E-part	order code L-part
					S26361-F5568-E130	S26361-F5568-L130
					S26361-F5568-E160	S26361-F5568-L160
					S26361-F5568-E112	S26361-F5568-L112
					S26361-F5569-E118	S26361-F5569-L118

max. 4x

L2

L2

**HDD SATA 3.5" 7.2K** (LFF) Enterprise business-critical with hot plug/hot replace tray

capacity	RPM	Interface	Cache	sector		order code E-part	order code L-part
500GB	7 200	6Gb/s	64MB	512n		S26361-F3950-E500	S26361-F3950-L500
1TB	7 200	6Gb/s	64MB	512n		S26361-F3950-E100	S26361-F3950-L100
2TB	7 200	6Gb/s	64MB	512n		S26361-F3815-E200	S26361-F3815-L200
4TB	7 200	6Gb/s	64MB	512n		S26361-F3815-E400	S26361-F3815-L400
4TB	7 200	6Gb/s	128MB	512e	not released for Japan/APAC	S26361-F3904-E400	S26361-F3904-L400
6TB	7 200	6Gb/s	128MB	512e		S26361-F3904-E600	S26361-F3904-L600
8TB	7 200	6Gb/s	256MB	512e		S26361-F3904-E800	S26361-F3904-L800
10TB	7 200	6Gb/s	256MB	512e		S26361-F3904-E100	S26361-F3904-L100

max. 4x

no 2x SATADOM if ODD selected

**SATA DOM Non volatile storage drive for booting, non hot-plug**

capacity	Interface	Category		dwpd (5y)	order code E-part	order code L-part
64GB	6Gbit/s	boot		0.14	S26361-F5618-E64	S26361-F5618-L64
128GB	6Gbit/s	boot		0.13	S26361-F5618-E128	S26361-F5618-L128

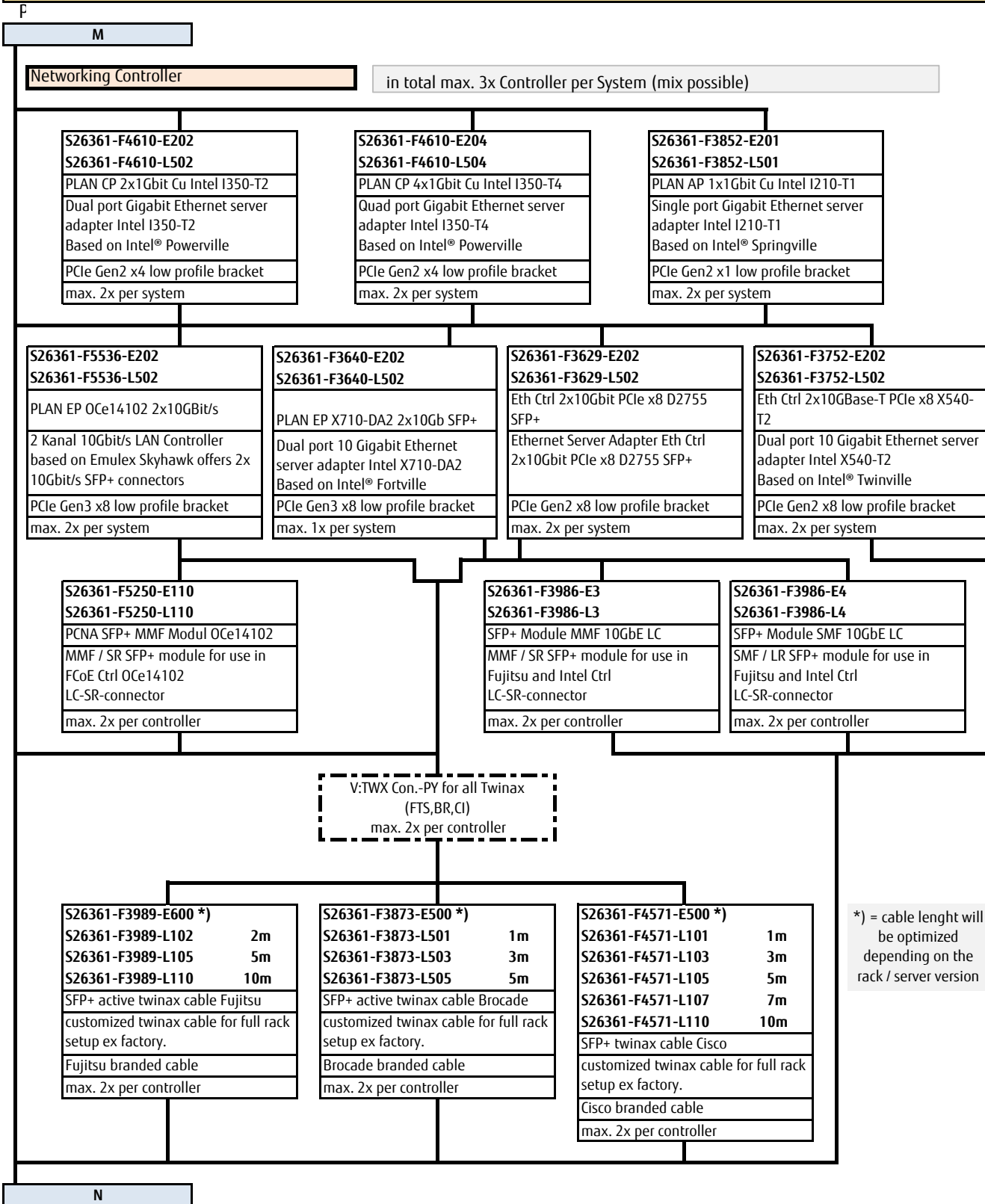
max. 2x, via On-board SATA connector



**SATA DOM**  
Designed for use as boot drive with the Endurance Spec. Above.  
VMware not supported.

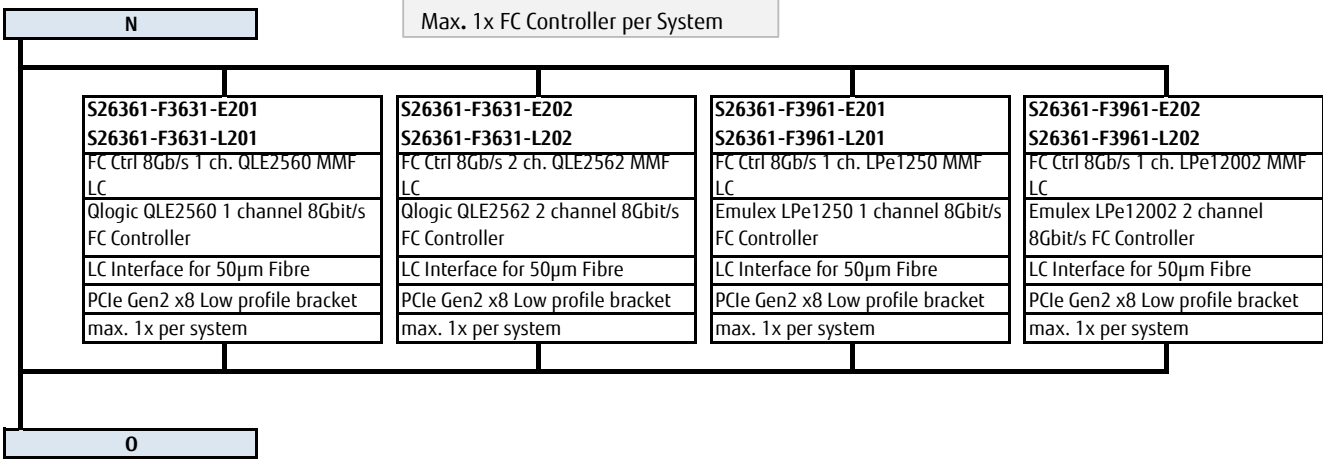
M

**Chapter 11 - LAN Components**

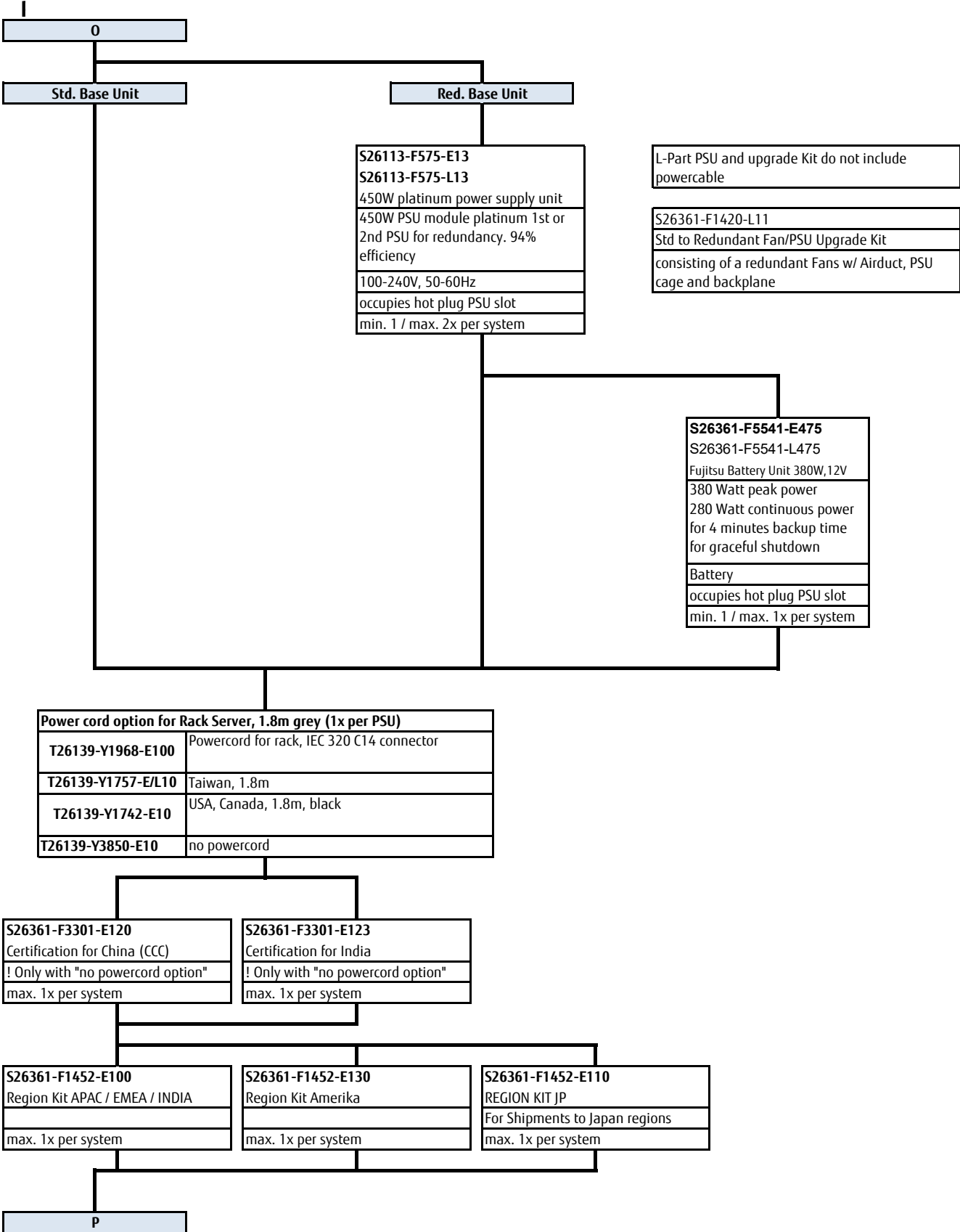




**Chapter 12 - Fibre Channel Controller**



**Chapter 14 - Power supply unit, power cable, country specific options**



**Chapter 15 - Accessories**

N

<http://www.fujitsu.com/fts/products/computing/peripheral/accessories/index-facts.html>

<b>USB sticks (FOR PROJECTS ONLY) - no standard release</b>		
ADATA USB 3.0 Flash Stick UE700 – 32GB		<b>S26391-F6048-L332</b>
ADATA USB 3.0 Flash Stick UE700 – 64GB		<b>S26391-F6048-L364</b>



<b>External USB Optical Disc Drive</b>	
Ultra Slim Portable DVD Writer (Hitachi-LG)	<b>S26341-F103-L142</b>



0

### Chapter 16 - others

P

S26361-F3301-E241

E-Star Fam1

Limits Configuration in accordance with Energy Star  
requirements if needed.

this setting can be activated ex factory only

max. 1x per system

Today there are no limitations for E-Star Fam1  
certification.

Q

Chapter 16 - others

Q

S26361-F1790-E243 S26361-F1790-L244
iRMC S4 advanced pack
integrated remote Management controller activation key for graphical console redirection and remote media redirection
max. 1x per system

<b>S26361-F1790-E310</b> <b>embedded Lifecycle Management (eLCM)</b>
Server Online Update
OS driver Update
Hardware firmware update
Server Offline Update
Hardware update via Update Manager Express
PrimeCollect
Autonomous creation of Primecollect archives
Creation and use of PrimeCollect archives over AIS connect
Custom Image (Jukebox function)
Automatic and manual download of CD and DVD Images
Automatic and manual start of CD and DVD Images
max. 1x per system

Executing system updates, controlling the hardware setup or running diagnostic tests on components are frequent tasks of IT administrators to ensure a continuous 24x7 server operation. ServerView embedded Lifecycle Management (eLCM) for Fujitsu PRIMERGY servers greatly supports such routine tasks by consolidating and enhancing management functions directly available ("embedded") within the server.

Loose delivery
eLCM Activation Pack (Node Locked License)
<b>BDL:ELCM-PACK</b>
<b>options contains:</b>
- 16GB SD card
- Paper with TAN for Licensekey

<b>S26361-F3776-E101</b>
Cool-safe® Advanced Thermal design see right side
enables the PRIMERGY Server to cope with temperatures from 5-40° in operating mode due to extended Fan settings
this setting can be activated ex factory only
max. 1x per system

<b>exclusion for all chassis variants</b>
S26361-F5243-E170 FBU
S26361-F3552-E6 TPM
S26361-F3552-E10 TPM 2.0
<b>add. exclusion for all 10x 2,5"</b>
S26361-F3910-E230, E3-1230v5 3.4GHz
S26361-F3910-E240, E3-1240v5 3.5GHz
S26361-F3910-E270, E3-1270v5 3.6GHz
S26361-F3910-E280 E3-1280v5 3.7GHz

S26361-F3552-E6 S26361-F3552-L6
TPM Module
TPM module
max. 1x per system

<b>S26361-F3552-E10</b> <b>S26361-F3552-L12</b>
TPM 2.0 Module
TPM 2.0 module
max. 1x per system

<b>S26361-F1420-E210 FH KIT</b> <b>S26361-F1420-L210</b>
Full height riser card kit
Offers 1x FH Gen 3 PCIe slots: 1* x8 for full height PCIe cards with max. 175mm length
will be inserted instead of Slot 2 and Slot 3
will be inserted into Slot 3 PCIe 3.0 x8
max. 1x per system

<b>S26361-F3552-L6 / L10</b>
TPM Module add-on kit for later integration (loose delivery)
Trusted Platform Module on Motherboard
Use according to import restrictions
max. 1x per system

TPM 2.0 Module supported with Windows Server 2012 and successor. Currently not confirmed for SLES12 SP2 / RHEL 7.2 / ESXi 2016 / XenServer 7.

You would like to add some customer specific solutions?

made4you

With our made4you service we fulfill any individual requirement and wish of our customers perfectly - e.g.

- > special hardware configurations,
- > staging services ex factory,
- > extended lifecycle management,
- > customer specific logos, component,
- > BIOS fixes and many more.

For further information please contact us via [customer.projects@ts.fujitsu.com](mailto:customer.projects@ts.fujitsu.com).



Fujitsu Portfolio

Build on industry standards, Fujitsu offers a full portfolio of IT hardware and software products, services, solutions and cloud offering, ranging from clients to datacenter solutions and includes the broad stack of Business Solutions, as well as the full stack of Cloud offering. This allows customers to leverage from alternative sourcing and delivery models to increase their business agility and to improve their IT operation's reliability.

Your Server is ready

Date of change	Folder / order code / description	What has been changed / comment
02.03.2018	HD_SSD / S26361-F5701/F5700-*	added
01.03.2018	HD_SSD / exclusions for 8/10TB HDDs and PSAS C	removed
25.10.2017	RAID	note in Z21S3 changed
19.10.2017	HD_SSD / S26361-F5592/F5593-*	removed (EOL)
13.06.2017	RAID	descriptions of FBU options changed
06.06.2017	HD_SSD / F5588/F5589-E120 / F5525/F5530-E240	removed
27.04.2017	USB Devices	New ext. ODD added
27.04.2017	T26139-Y1757-E/L10	powercord for Taiwan added
18.04.2017	base	info-text changed
29.03.2017	S26361-F5243-E4/L4	comment added
22.03.2017	HD_SSD / Note / S26361-F5618-*	updated
22.03.2017	HD_SSD / S26361-F3818-E514 / F3816-E500 / F5	removed
08.02.2017	S26361-F5243-E4	comment added
07.02.2017	HD_SSD / S26361-F5618-*	added
17.01.2017	HD_SSD / 8/10TB HDDs	Info-Text added
26.12.2016	HD_SSD / SED	added
21.12.2016	HD_SSD / S26361-F3904/F5571-E800/E100	added
21.12.2016	HD_SSD / S26361-F5630/F5632-*	added
13.12.2016	S26361-F5243-E4/L4	VS50 for EMEA only
01.12.2016	ODD, HDD folder	add comment: ether 2x SATA-DOM and no ODD. or 1x SATA-DOM and ODD
03.11.2016	S26341-F103-L140	changed to new USB Optical Disc Drive
27.09.2016	S26361-F2735-L10	corrected from 50kg to 15kg
07.09.2016	S26361-F3301-E241	new order code for E-Star Fam1
08.08.2016	S26361-F3956-E200/L200	added
31.05.2016	S26361-F5243-E4/L4	added
30.03.2016	S26361-F2735-E200/L200	added (temporarily)
14.03.2016	T26139-Y1742-E10	changed color to black
11.03.2016	S26361-F5593-E800/L800	Removed 3.5" SATA SSD 800GB.
11.03.2016	S26361-F5592-E800/L800	Removed 2.5" SATA SSD 800GB.
28.02.2016	S26361-F3951-E100/L100	Added 3.5" 1TB ECO SATA HDD
15.02.2016	S26361-F3552-L12	New order code for TPM 2.0 loose component
15.02.2016	S26361-F3910-E225	CPU XEON E3-1225v5 is released
15.02.2016	S26361-F3943-E900	CPU Celeron G3900 is released
15.02.2016	S26361-F5522-E64 /-E128	SATA-DOM is released
15.02.2016	S26361-F3845-E201	PSAS CP400e is released
15.02.2016	S26361-F2748-E638	Graphic card NVIDIA NVS315 is released
15.02.2016		SW RAID is released ==> HW-RAID Controller is no must have
15.02.2016	S26361-F3552-E10	TPM 2.0 is released
01.02.2016	S26361-F5541-E475	change description text
01.02.2016	S26361-F3301-E118	change description text to "RX1330M2 E-Star Fam1 Certification"
07.01.2016	S26361-F1537-E140	added a line to make S26361-F1537-E140 optional, not mandatory
23.12.2015	S26361-F5592-E*/L*, S26361-F5593-E*/L*	Added 2.5" & 3.5" SATA SSD 10DWPD.
21.12.2015	S26361-F5573-E*/L*	Added 2.5" BC-SAS 1/2 HDD.
21.12.2015	S26361-F5571-E*/L*	Added 3.5" BC-SAS 2/4/6TB HDD.
01.12.2015		First Release
04.12.2015	CPU; S26361-F3910-E225	Added Xeon E5-1225v5
04.12.2015	S26361-F5289-E*	Removed 3.5" SATA SSDs.
09.12.2015		some pictures and comments changed
18.12.2015	RAID	onboard SW-RAID as soon as avail., HW-RAID Controller is must have
18.12.2015	S26361-F5522-E64 / S26361-F5522-E128	SATA DOM as soon as available
18.12.2015	S26361-F2748-E638	NVIDIA NVS315 as soon as available
16.01.2017	eLCM	eLCM S26361-F1790-E310 / BDL:ELCM-PACK added