



US 20130202638A1

(19) **United States**

(12) **Patent Application Publication**
Thirion et al.

(10) **Pub. No.: US 2013/0202638 A1**

(43) **Pub. Date: Aug. 8, 2013**

(54) **VACCINE AGAINST BETA-HERPESVIRUS INFECTION AND USE THEREOF**

(76) Inventors: **Christian Thirion**, Munich (DE); **Ulrich Koszinowski**, Feldafing (DE); **Christian A. Mohr**, Munchen (DE); **Zsolt Ruzsics**, Diessen am Ammersee (DE)

(21) Appl. No.: **13/695,668**

(22) PCT Filed: **May 5, 2011**

(86) PCT No.: **PCT/EP2011/002252**

§ 371 (c)(1),
(2), (4) Date: **Dec. 14, 2012**

(30) **Foreign Application Priority Data**

May 5, 2010 (EP) 10004751.3

May 12, 2010 (EP) 10005045.9

Publication Classification

(51) **Int. Cl.**
A61K 39/245 (2006.01)

(52) **U.S. Cl.**
CPC **A61K 39/245** (2013.01)
USPC **424/229.1; 435/235.1; 536/23.72; 435/320.1; 435/325; 435/357**

(57) **ABSTRACT**

The present invention is related to a beta-herpesvirus, wherein the beta-herpesvirus is spread-deficient.

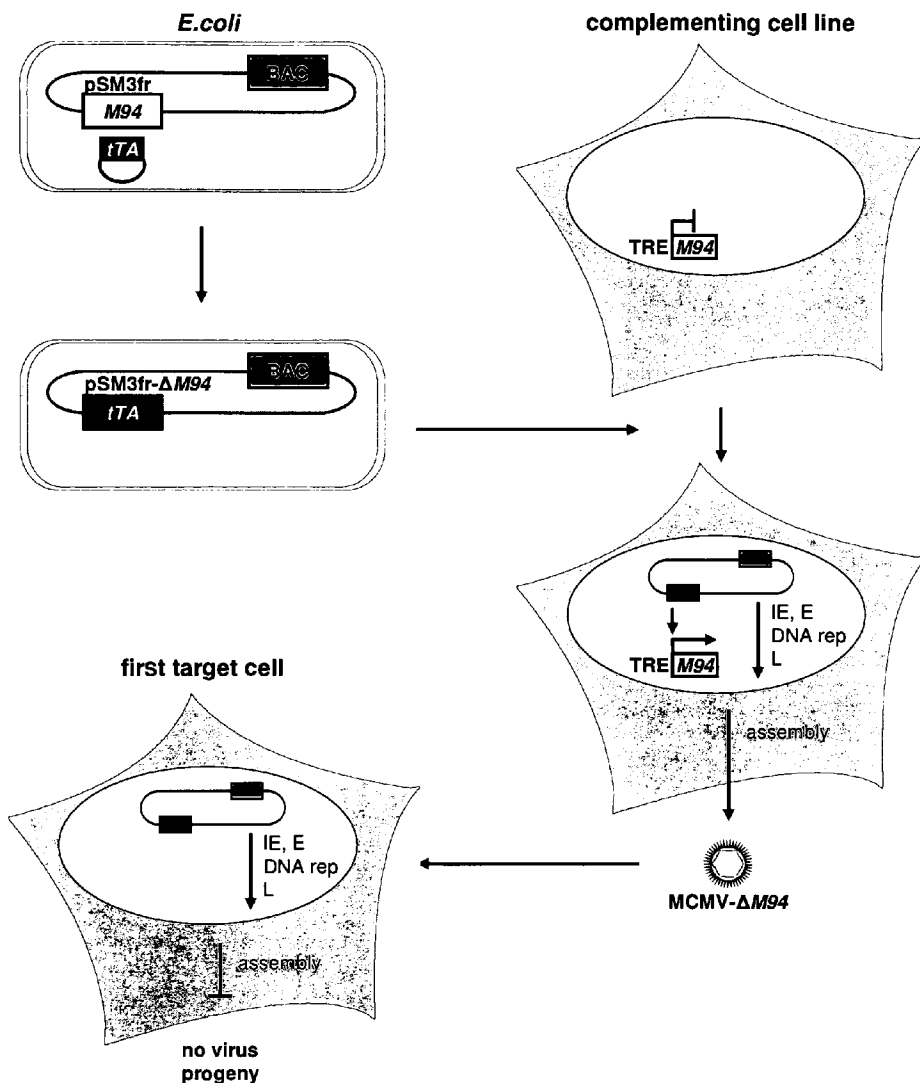


Figure 1

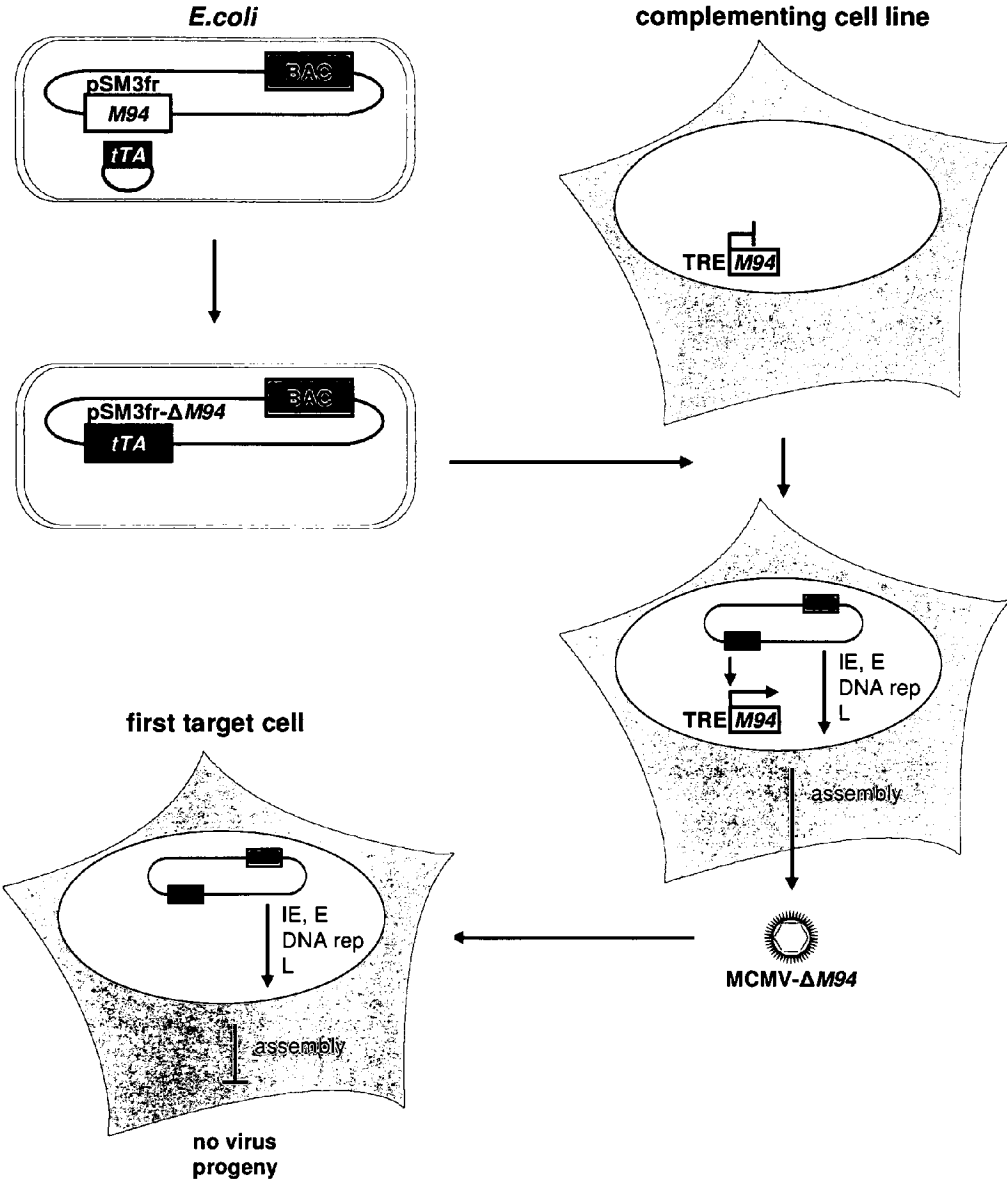


Figure 2

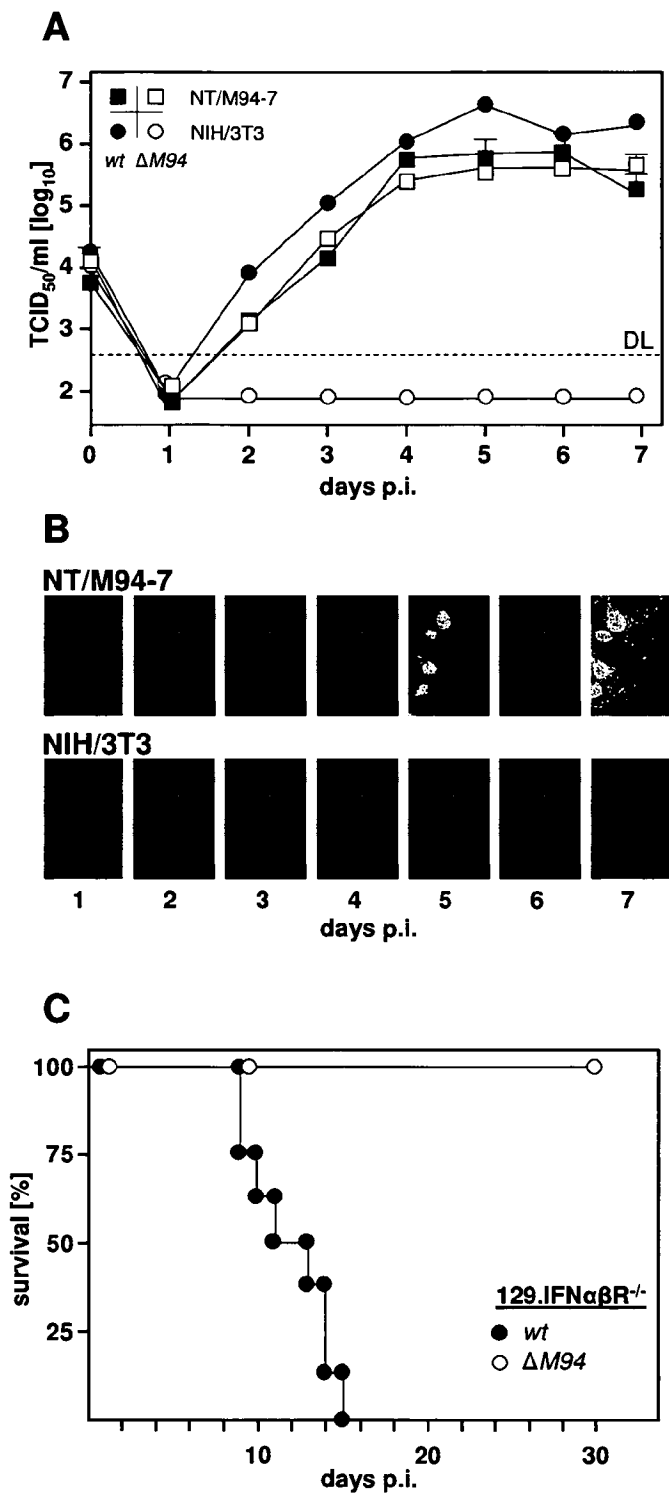


Figure 3

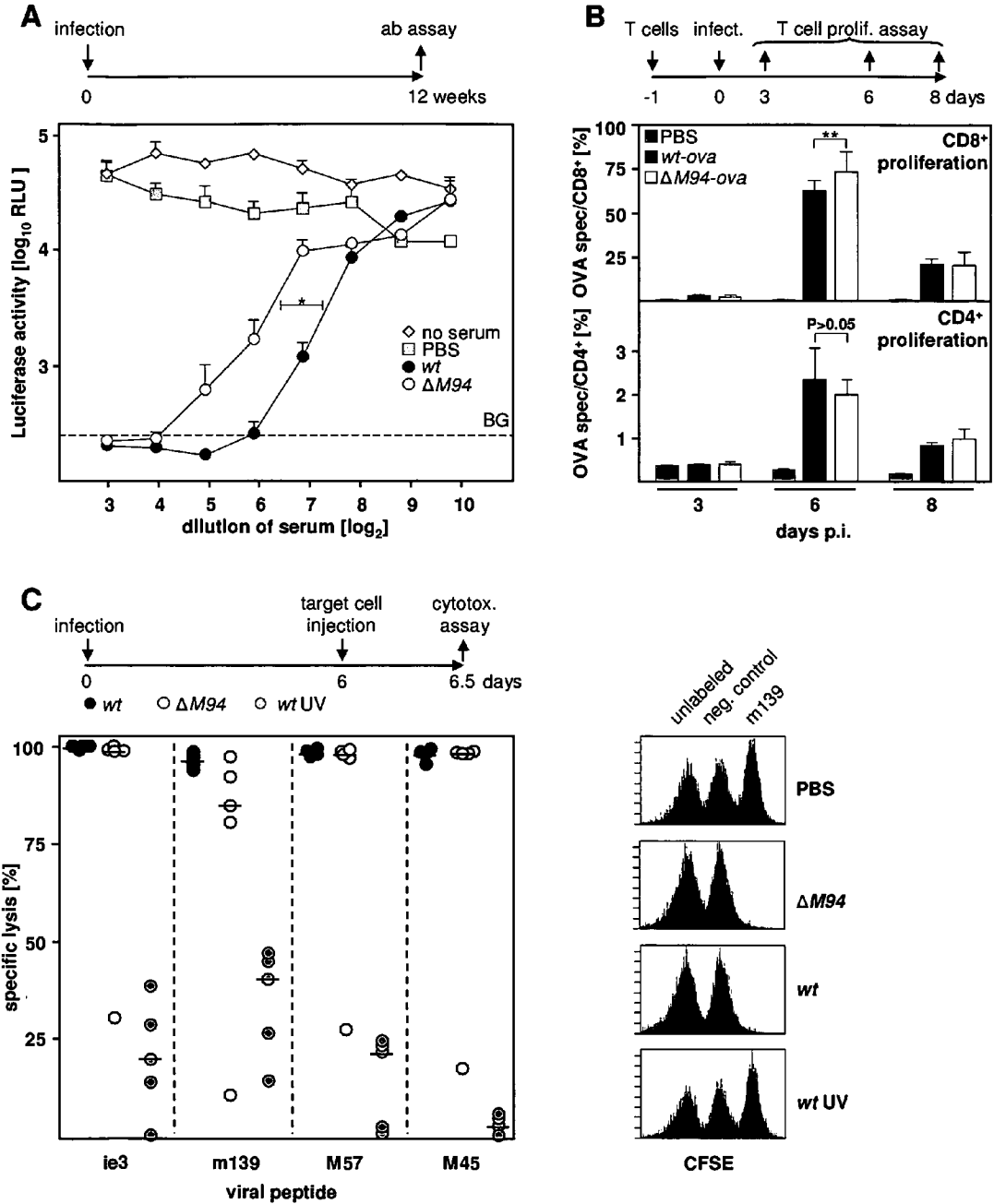


Figure 4

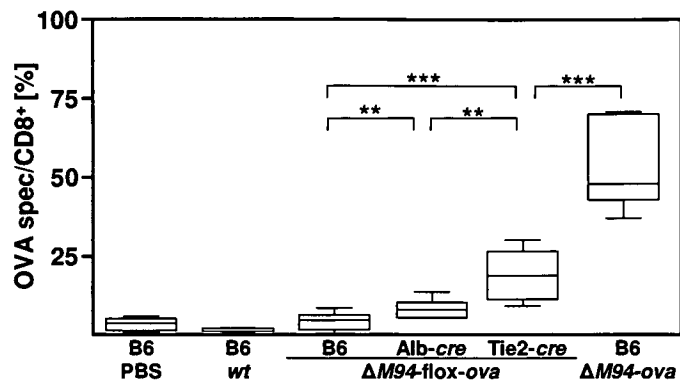


Figure 5

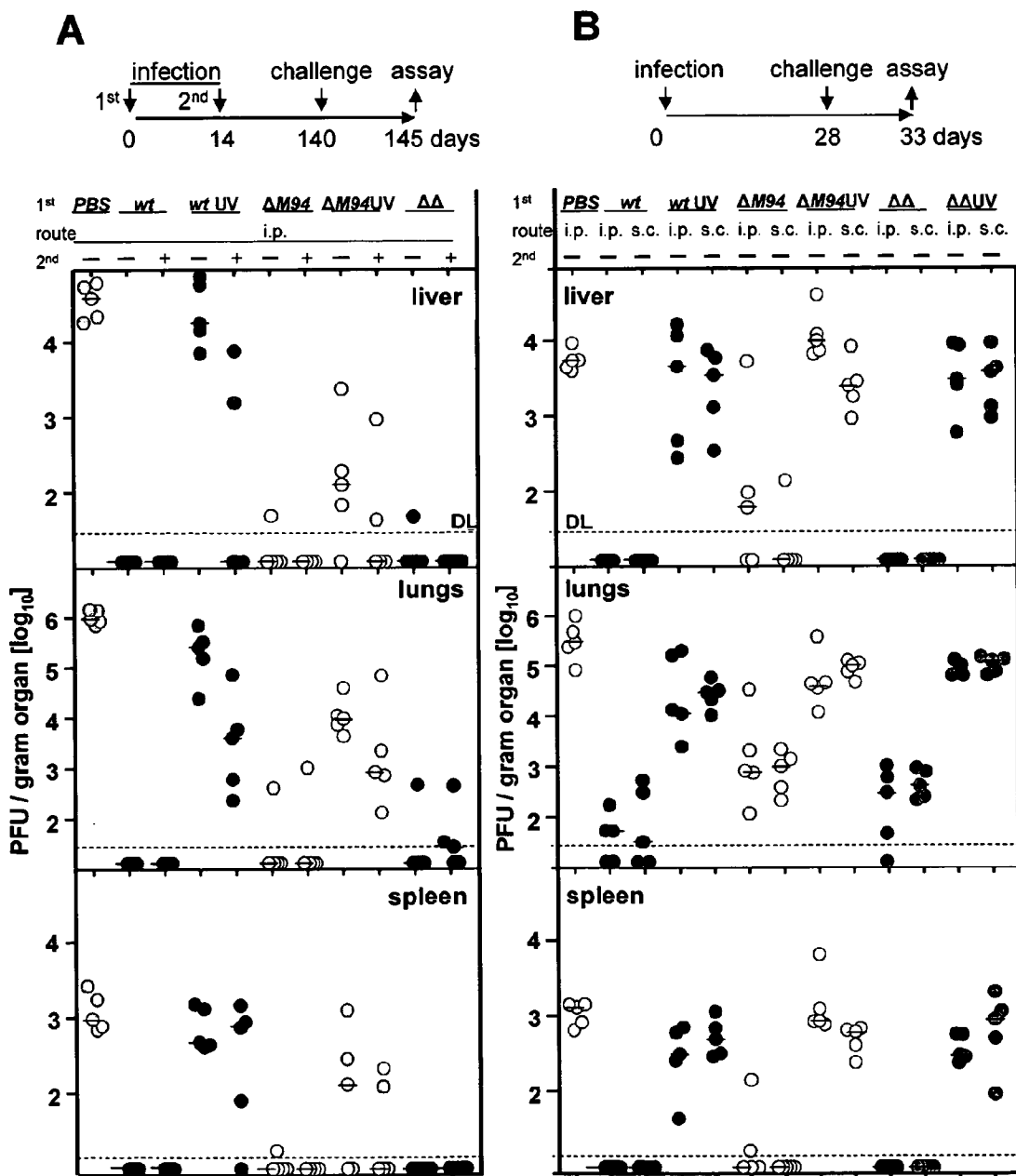


Figure 6

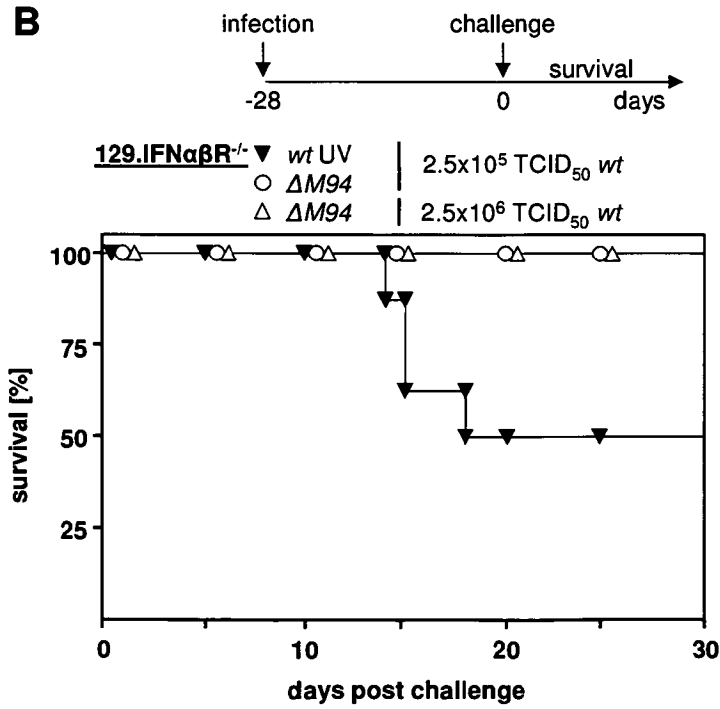
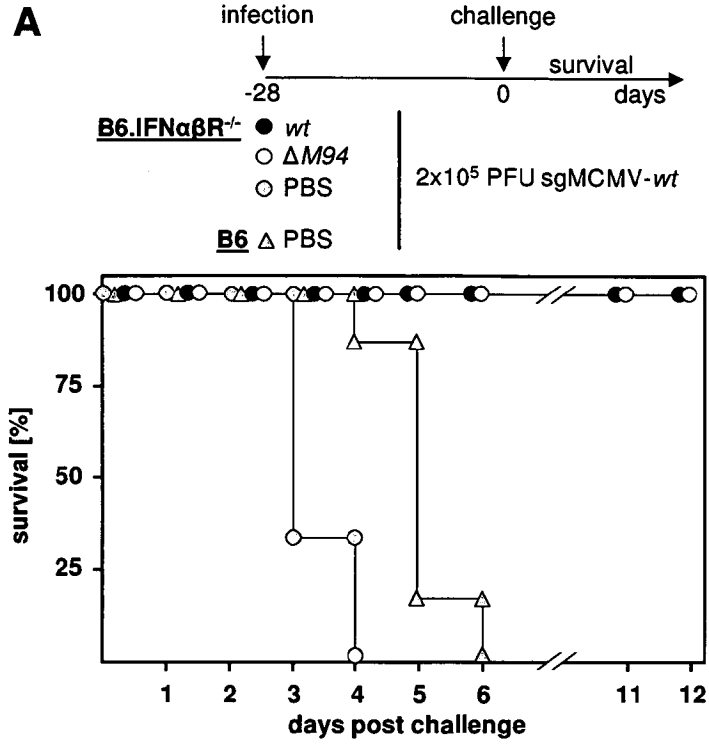


Figure 8

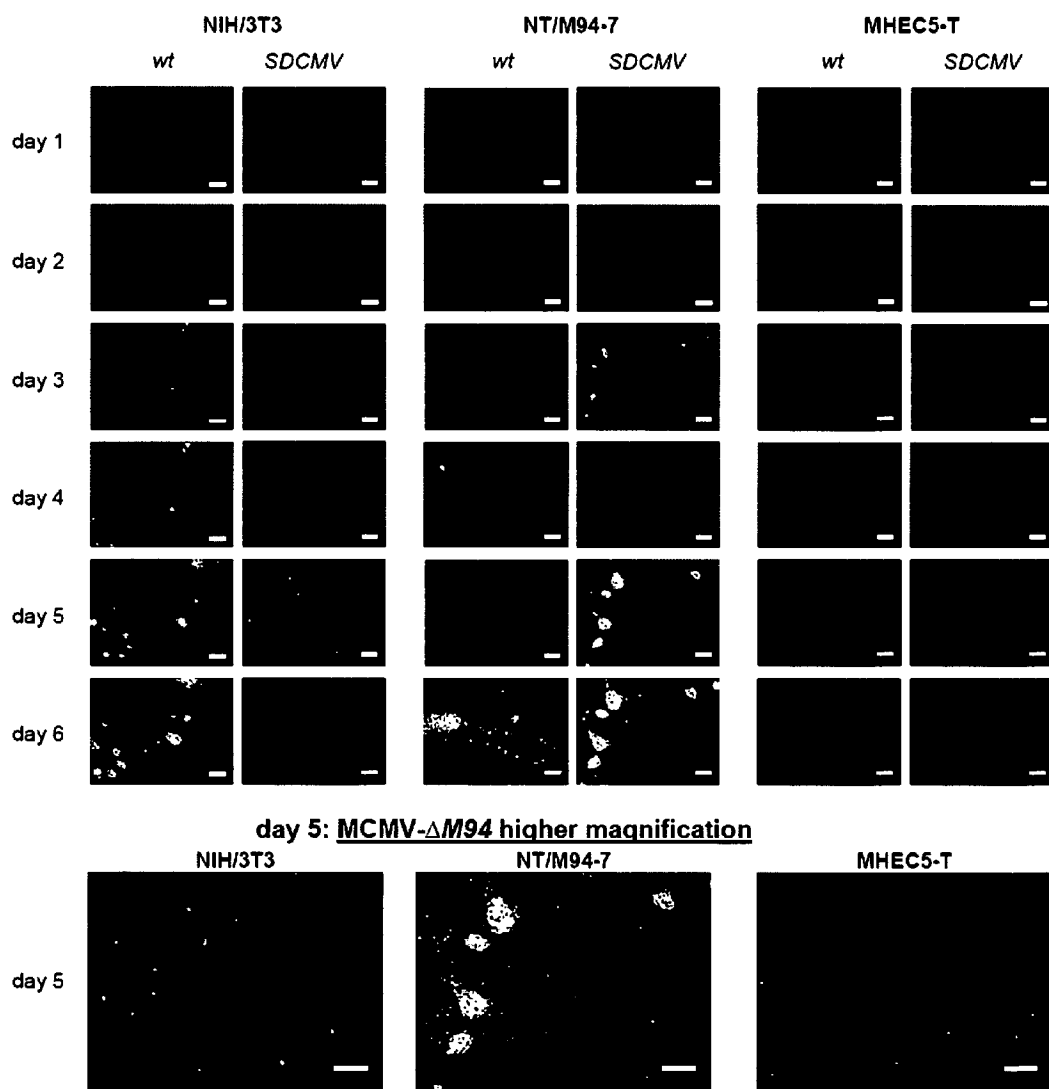
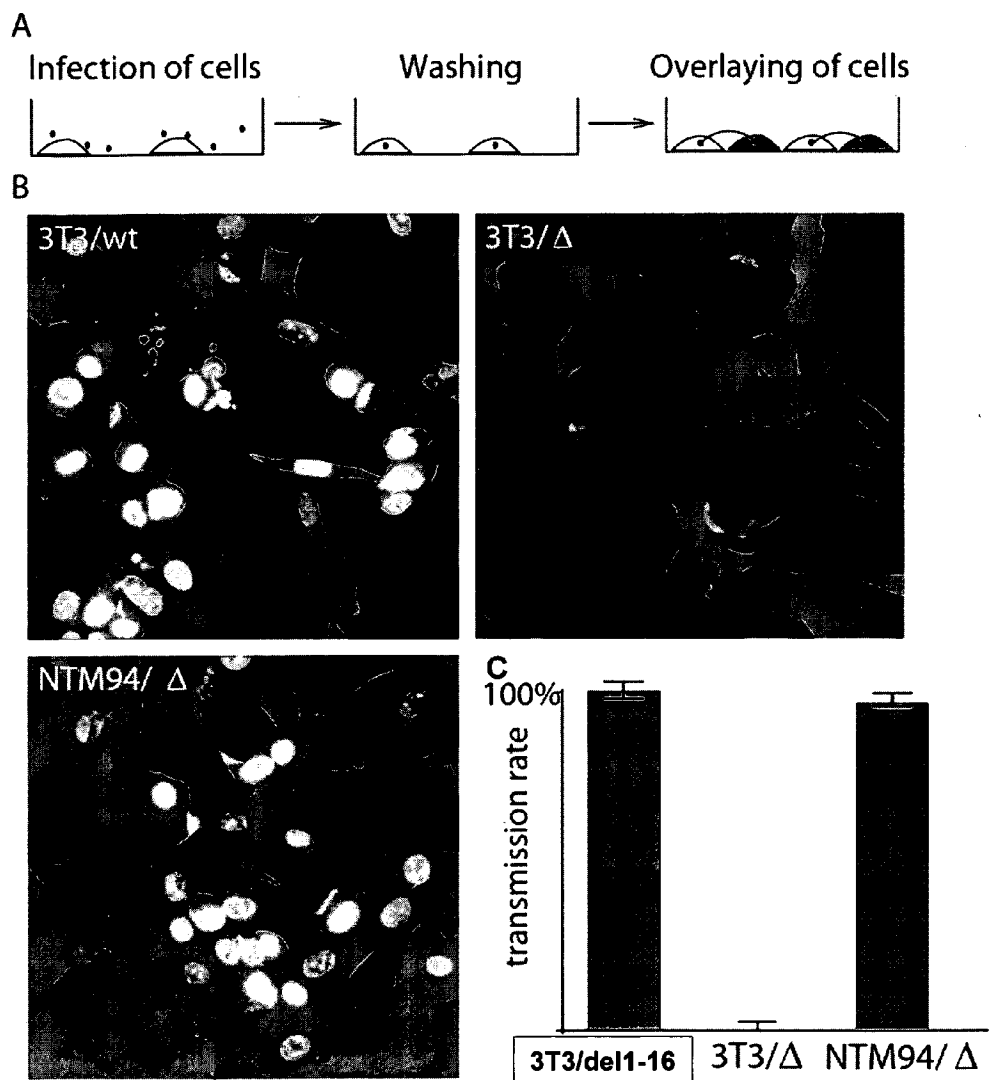


Figure 9



VACCINE AGAINST BETA-HERPESVIRUS INFECTION AND USE THEREOF

[0001] The present invention is related to a beta-herpesvirus, preferably a recombinant beta-herpesvirus, the use of the beta-herpesvirus for the manufacture of a medicament, the use of the beta-herpesvirus for the manufacture of a vaccine, a nucleic acid coding for the beta-herpesvirus, a vector comprising the nucleic acid coding for the beta-herpesvirus, and a host cell comprising the nucleic acid coding for the beta-herpesvirus or the vector. In a preferred embodiment, the beta-herpesvirus is a human cytomegalovirus.

[0002] Human cytomegalovirus (CMV), a member of the beta-herpesvirus subfamily is the medically most significant herpesvirus infecting humans (Arvin et al. 2004 Clin. Infect. Dis. 39:233-239.; Stratton et al. 1999 Vaccines for the 21st Century: A Tool for Decisionmaking National Academy Press). Most of the human CMV infection is acquired without symptomatic disease via breast feeding or saliva/urine contact in early childhood. This results in nearly 100% prevalence of HCMV in developing countries. In industrialized countries about 30% of the population gets infected in the childhood and the prevalence of human CMV infection increases up to ~50% by early adulthood.

[0003] Human CMV can also be transmitted from the mother to the fetus during pregnancy leading to mental retardation and developmental disabilities in the infected child. Human CMV is the most important causative agent of congenital infections in industrialized countries with one out of 1000 newborn affected. To date 30,000-40,000 infants are annually born with congenital cytomegalovirus infection in the United States, making cytomegalovirus by far the most common and important of all congenital infections. The likelihood of congenital infection and the extent of disease in the newborn depend on the maternal immune status. If primary maternal infection occurs during pregnancy, the average rate of transmission to the fetus is 40%; about 65% of these newborns will have congenital inclusion disease (CID). With recurrent maternal infection going along with reactivation from latency, the risk of transmission to the fetus becomes lower ranging only from 0.5 to 1.5% and the majority of these infants will also be symptomless. Although natural infections before pregnancy cause a risk of reactivation associated fetomaternal transmission the induced immunity is a major protective factor against CID.

[0004] The infection at birth bears the risk of serious complications; the primary infection with HCMV is generally symptomless in immunologically competent individuals. The major risk groups comprise organ transplant recipients and acquired immunodeficiency syndrome (AIDS) patients in which human CMV induces life-threatening inflammatory diseases with high probability. Moreover, after primary infection at any age, CMV establishes lifelong latency, leaving the infected individuals at danger of later reactivation upon immune suppression.

[0005] Although enormous progress has recently been made in molecular biology and immunology of cytomegaloviruses (Murphy et al. 2008 Curr. Top. Microbiol. Immunol. 325:1-19), to date there is no commercially available vaccine and the single hit chemotherapy is the only way of controlling acute HCMV infection (Mocarski et al. 2007, p. 2701-2772 in D. M. Knipe and P. M. Howley (eds.), Fields Virology, Lippincott Williams and Wilkins, a Wolters Kluwer Business,

Philadelphia, Pa.). This chemotherapy causes severe side effects and application is often restricted to the most severe cases.

[0006] The development of vaccines against CMV infection is reviewed in Schleiss et al. (Schleiss et al. 2005 Herpes. 12:66-75; Schleiss et al. 2008 Curr. Top. Microbiol. Immunol. 325:361-382.).

[0007] One strategy for the development of a human CMV vaccine is the use of live attenuated HCMV. Live attenuated CMV are generated by multiple cell culture passages. In accordance therewith, in live attenuated vaccines the administered viruses are infectious. However due to the adaptation to the cell culture a loss of functional genes occurs whereby the lost genes are not required for virus propagation in vitro, but are important for virus infection in vivo. Such live attenuated CMV are therefore less pathogenic to the host.

[0008] The first human CMV vaccine candidate which was tested in clinical trials was a live attenuated vaccine. This was the AD169 strain of HCMV which was attenuated by extensive tissue culture passages in human primary fibroblasts. This attenuation is a result of a selective adaptation of the virus to the conditions of the cell and cell culture. It is likely that the loss of virulence is the result of affecting genes not relevant for the in vitro situation but important for the virus in its natural host. Therefore, it is not surprising that AD169, extensively passaged on fibroblasts, lost its ability to infect endothelial cells and monocytes. The majority of seronegative adults inoculated with AD169 vaccine developed HCMV specific immune response. This vaccine was found to be safe and generally well tolerated. However, injection site reactions were common, and several patients developed mild systemic symptoms consisting of fever, headache, fatigue and myalgia.

[0009] Since the AD169 strain was too aggressive, a more attenuated preparation of laboratory adapted HCMV, the Towne strain, was developed in a manner similar to AD169 as a potential live attenuated vaccine. This strain was more extensively passaged in cell culture and in vitro appeared to be also phenotypically similar to AD169.

[0010] The initial human trial showed that, as expected, the Towne strain was much better tolerated than the AD169. After this positive initial test the efficacy of the Towne vaccine was extensively studied. These studies showed that the Towne vaccine is safe and well tolerated in humans and induces both humoral and cellular immunity specific to human CMV. Although the Towne vaccine appears to provide some protection against human CMV disease in certain settings, unfortunately, vaccination is less protective than natural immunity. Therefore, the Towne strain is most likely over-attenuated rendering it of suboptimal efficacy as a vaccine.

[0011] Consequently, new human CMV strains with intermediate attenuation have been produced. Chimeric viruses have been constructed by genetic recombination between Towne strain and Toledo strain, which is a wild type like clinical isolate of human CMV not attenuated by tissue culture passages.

[0012] Interestingly, an essential feature of the Towne strain and the vaccine based thereon is its incapability of efficiently infecting endothelial cells. Furthermore, vaccination with the Towne strain does not induce antibodies that are capable of neutralizing endotheliotropic CMV infection, more specifically Towne does not induce antibodies against endotheliotropic human CMV strains (Cui et al. 2008 Vaccine 26:5760-5766.).

[0013] To differentiate between neutralization of endotheliotropic and non-endotheliotropic viruses, Gerna et al. (Gerna et al. 2008 J Gen Virol 89:853-865.) proposed the testing of human sera and quantification of the neutralizing potency against human CMV clinical isolates via propagation and testing in endothelial (or epithelial) cells and against the same virus infecting human fibroblasts (Gerna et al. supra).

[0014] It is important to note that in addition to the inability of the Towne strain to infect endothelial cells and the inability of the Towne strain to induce antibodies that are capable of neutralizing endotheliotropic human CMV infection, the Towne strain is lacking genes compared with clinical wild type human CMV isolates. More specifically, the Towne strain is lacking the genes UL133, UL134, UL135, UL136, UL137, UL138, UL139, UL140, UL141, UL142, UL143, UL144, and UL145 as also described by Cha et al. (Cha et al. 1996 J. Virol Vol. 70, No. 1 p. 78-83).

[0015] A further strategy for developing a HCMV vaccine is based on the deletion of an essential gene from a viral genome and was described for many viruses such as adenoviruses, alpha-herpesviruses, and retroviruses. Immunization trials using replication defective or single-cycle viruses as vaccines against herpesviruses were, to date, only described for alpha-herpesviruses (Dudek et al. 2006 Virology 344:230-239). The propagation of these viruses is facilitated by complementing cells that express the lacking genomes and support the growth of the defective viruses. Propagation of such viruses with the deletion of a gene on complementing cells results in vaccine-virus particles that possess a wild type virion surface and a tropism like wild type virus for the first target cells. These viruses are infectious upon vaccination for the first line target cells. In said first line target cells, the deleted or inactivated gene leads to either the abrogation of virus replication or the formation of virus particles with diminished infectivity or tropism.

[0016] The design of an alpha-herpesvirus vaccine by deletion of one gene essential for DNA replication or the abrogation of production of infectious particles by deletion of the targeting complex, namely glycoprotein gB is reviewed in Dudek et al. (Dudek et al. supra). Two types of these viruses were described: the so called "replication-defective" and the so called "single-cycle" viruses.

[0017] Replication-defective alpha-herpesviruses were generated by the deletion of genes essential for the DNA replication cycle. The deletion of genes essential for the viral DNA replication e.g. the major DNA binding protein ICP8, was used to generate respective deletion viruses. Said viruses can be propagated in vitro by using stably transformed cells that complement the product of the lacking gene (Forrester et al. 1992 J Virol 66:341-348.). Several publications from Knipe and colleagues prove that such viruses can induce protective immune responses (see Morrison et al. 1998 Virology 243:178-187; Morrison et al. 1994 J Virol 68:689-696.; Morrison et al. 1996 Virology 220:402-413; Morrison et al. 1997 Virology 239:315-326.).

[0018] Single-cycle viruses lack glycoproteins of targeting complexes e.g. glycoprotein gB or fusion complexes e.g. gH/gL (Dudek et al. supra). Such virus mutants are described in U.S. Pat. No. 7,374,768 by Inglis et al. Said complexes are described to be important for the attachment to the cell and/or fusion of virus and cell, as initiation steps for infection of this cell. The deletion of said glycoproteins will generate single-cycle vaccine virus particles that infect first line target cells. It is important to note that said cells in the host form virus

particles which do not possess a wild type-like virion surface since they lack the glycoprotein mentioned above. These particles lacking the glycoprotein, are not infectious or at least possess limited tropism or infectivity for the next cells to be infected. Further, the deletion of said glycoprotein leads to a lacking expression of said glycoprotein preferably being effective as an antigen in the infected cell.

[0019] Due to society costs caused by human CMV infection in both morbidity groups and the emerging epidemiological situation the development of an effective HCMV vaccine has been emphasize as a highest level priority by the National Vaccine Committee of the Institute of Medicine (US) (Stratton et al. supra).

[0020] Thus the problem underlying the present invention was to provide an effective HCMV vaccine and a beta-herpesvirus contained in such vaccine, respectively.

[0021] This problem is solved by the attached independent claims. Preferred embodiments may be taken from the attached dependent claims.

[0022] The claims are recited in the following as embodiments. It will be acknowledged that further embodiments may result from the disclosure of the instant specification which is insofar not limited to the embodiments being a recitation of the claims.

EMBODIMENT 1

[0023] A beta-herpesvirus, preferably a recombinant beta-herpesvirus, wherein the beta-herpesvirus is spread-deficient.

EMBODIMENT 2

[0024] The beta-herpesvirus according to embodiment 1, wherein the beta-herpesvirus is endotheliotropic and/or has a wild type-like virion surface.

EMBODIMENT 3

[0025] The beta-herpesvirus according to any one of embodiments 1 to 2, wherein the beta-herpesvirus is endotheliotropic and has a wild type-like virion surface.

EMBODIMENT 4

[0026] The beta-herpesvirus according to any one of embodiments 1 to 3, wherein the beta-herpesvirus is suitable to or capable of inducing an immune response, wherein preferably the immune response comprises neutralizing antibodies against beta-herpesvirus and CD4⁺ and CD8⁺ T-cells directed against epitopes of beta-herpesvirus.

EMBODIMENT 5

[0027] The beta-herpesvirus according to embodiment 4, wherein the immune response comprises neutralizing antibodies, wherein beta-herpesvirus is prevented from infecting endothelial cells and/or epithelial cells by the neutralizing antibodies.

EMBODIMENT 6

[0028] The beta-herpesvirus according to embodiment 5, wherein beta-herpesvirus which is prevented from infecting endothelial cells and/or epithelial cells by the neutralizing antibodies, is a pathogen, preferably a human pathogen.

EMBODIMENT 7

[0029] The beta-herpesvirus according to any one of embodiments 1 to 6, wherein the beta-herpesvirus is a human beta-herpesvirus.

EMBODIMENT 8

[0030] The beta-herpesvirus according to any one of embodiments 1 to 7, wherein the beta-herpesvirus is a cytomegalovirus.

EMBODIMENT 9

[0031] The beta-herpesvirus according to any one of embodiments 7 and 8, wherein the beta-herpesvirus is a human cytomegalovirus.

EMBODIMENT 10

[0032] The beta-herpesvirus according to any one of embodiment 1 to 9, preferable embodiment 9, wherein the beta-herpesvirus is deficient in at least one gene product involved in primary and/or secondary envelopment.

EMBODIMENT 11

[0033] The beta-herpesvirus according to embodiment 10, wherein the at least one gene product is involved in primary envelopment

EMBODIMENT 12

[0034] The beta-herpesvirus according to embodiment 11, wherein the at least one gene product is encoded by a gene selected from the group comprising UL50 and UL 53 and homologs of each thereof.

EMBODIMENT 13

[0035] The beta-herpesvirus according to embodiment 10, wherein the at least one gene product is involved in secondary envelopment.

EMBODIMENT 14

[0036] The beta-herpesvirus according to embodiment 13, wherein the at least one gene product is encoded by a gene selected from the group comprising UL94 and UL99 and homologs each thereof.

EMBODIMENT 15

[0037] The beta-herpesvirus according to any one of embodiments 1 to 14, wherein the beta-herpesvirus comprises a nucleotide sequence, wherein the nucleotide sequence comprises a first nucleic acid sequence represented by nucleotides 1 to 122630 of the nucleotide sequence according to SEQ.ID.NO:20, a second nucleotide sequence represented by nucleotides 123668 to 181652 of the nucleotide sequence according to SEQ.ID.NO:20 and a third nucleotide sequence represented by nucleotides 189192 to 233681 of the nucleotide sequence according to SEQ.ID.NO:20 and wherein nucleotide 122630 of the nucleotide sequence according to SEQ.ID.NO:20 is covalently linked to nucleotide 123668 of the nucleotide sequence according to SEQ.ID.NO:20 and wherein nucleotide 181652 of the nucleotide

sequence according to SEQ.ID.NO:20 is covalently linked to nucleotide 189192 of the nucleotide sequence according to SEQ.ID.NO:20.

EMBODIMENT 16

[0038] The beta-herpesvirus according to any one of embodiments 1 to 14, wherein the beta-herpesvirus comprises a nucleotide sequence, wherein the nucleotide sequence comprises a first nucleic acid sequence represented by nucleotides 1 to 122630 of the nucleotide sequence according to SEQ.ID.NO:20, a second nucleotide sequence represented by nucleotides 123668 to 181652 of the nucleotide sequence according to SEQ.ID.NO:20, a third nucleotide sequence represented by nucleotides 189192 to 233681 of the nucleotide sequence according to SEQ.ID.NO:20 and a fourth nucleotide sequence comprising a nucleotide sequence according to SEQ.ID.NO:34.

EMBODIMENT 17

[0039] The beta-herpesvirus according to embodiment 16, wherein nucleotide 122630 of the nucleotide sequence according to SEQ.ID.NO:20 is covalently linked to nucleotide 1 of the nucleotide sequence according to SEQ.ID.No: 34, wherein nucleotide 252 of the nucleotide sequence according to SEQ.ID.No: 34 is covalently linked to nucleotide 123668 of the nucleotide sequence according to SEQ.ID.NO:20 and wherein nucleotide 181652 of the nucleotide sequence according to SEQ.ID.NO:20 is covalently linked to nucleotide 189192 of the nucleotide sequence according to SEQ.ID.NO:20.

EMBODIMENT 18

[0040] The beta-herpesvirus according to any one of embodiments 1 to 14, wherein the beta-herpesvirus comprises a nucleotide sequence, wherein the nucleotide sequence comprises a first nucleic acid sequence represented by nucleotides 1 to 122630 of the nucleotide sequence according to SEQ.ID.NO:20, a second nucleotide sequence represented by nucleotides 123668 to 130670 of the nucleotide sequence according to SEQ.ID.NO:20, a third nucleotide sequence represented by nucleotides 131243 to 181652 of the nucleotide sequence according to SEQ.ID.NO:20 and a fourth nucleotide sequence represented by nucleotides 189192 to 233681 of the nucleotide sequence according to SEQ.ID.NO:20 and wherein nucleotide 122630 of the nucleotide sequence according to SEQ.ID.NO:20 is covalently linked to nucleotide 123668 of the nucleotide sequence according to SEQ.ID.NO:20, wherein the nucleotide 130670 of the nucleotide sequence according to SEQ.ID.NO:20 is covalently linked to the nucleotide 131243 of the nucleotide sequence according to SEQ.ID.NO:20 and wherein the nucleotide 181652 of the nucleotide sequence according to SEQ.ID.NO:20 is covalently linked to the nucleotide 189192 of the nucleotide sequence according to SEQ.ID.NO:20.

EMBODIMENT 19

[0041] The beta-herpesvirus according to any one of embodiments 1 to 14, wherein the beta-herpesvirus comprises a nucleotide sequence, wherein the nucleotide sequence comprises a first nucleic acid sequence represented by nucleotides 1 to 122630 of the nucleotide sequence according to SEQ.ID.NO:20, a second nucleotide sequence represented by nucleotides 123668 to 130670 of the nucle-

otide sequence according to SEQ.ID.NO:20, a third nucleotide sequence represented by nucleotides 131243 to 181652 of the nucleotide sequence according to SEQ.ID.NO:20, a fourth nucleotide sequence represented by nucleotides 189192 to 233681 of the nucleotide sequence according to SEQ.ID.NO:20, a fifth nucleotide sequence comprising a nucleotide sequence according to SEQ.ID.No: 34 and a sixth nucleotide sequence comprising a nucleotide sequence according to SEQ.ID.No: 35.

EMBODIMENT 20

[0042] The beta-herpesvirus according to embodiment 19, wherein nucleotide 122630 of the nucleotide sequence according to SEQ.ID.NO:20 is covalently linked to nucleotide 1 of the nucleotide sequence according to SEQ.ID.No: 34, wherein nucleotide 252 of the nucleotide sequence according to SEQ.ID.No: 34 is covalently linked to nucleotide 123668 of the nucleotide sequence according to SEQ.ID.NO:20, wherein nucleotide 130670 of the nucleotide sequence according to SEQ.ID.NO:20 is covalently linked to nucleotide 1 of the nucleotide sequence according to SEQ.ID.No: 35, wherein nucleotide 67 of the nucleotide sequence according to SEQ.ID.NO:35 is covalently linked to nucleotide 131243 of the nucleotide sequence according to SEQ.ID.No: 20, and wherein nucleotide 181652 of the nucleotide sequence according to SEQ.ID.NO:20 is covalently linked to nucleotide 189192 of the nucleotide sequence according to SEQ.ID.NO:20.

EMBODIMENT 21

[0043] The beta-herpesvirus according to any one of embodiments 1 to 14, wherein the beta-herpesvirus comprises a nucleotide sequence, wherein the nucleotide sequence comprises a first nucleic acid sequence represented by nucleotides 1 to 58442 of the nucleotide sequence according to SEQ.ID.NO:20, a second nucleotide sequence represented by nucleotides 59623 to 181652 of the nucleotide sequence according to SEQ.ID.NO:20 and a third nucleotide sequence represented by nucleotides 189192 to 233681 of the nucleotide sequence according to SEQ.ID.NO:20 and wherein nucleotide 58442 of the nucleotide sequence according to SEQ.ID.NO:20 is covalently linked to nucleotide 59623 of the nucleotide sequence according to SEQ.ID.NO:20 and wherein nucleotide 181652 of the nucleotide sequence according to SEQ.ID.NO:20 is covalently linked to the nucleotide 189192 of the nucleotide sequence according to SEQ.ID.NO:20.

EMBODIMENT 22

[0044] The beta-herpesvirus according to any one of embodiments 1 to 14, wherein the beta-herpesvirus comprises a nucleotide sequence, wherein the nucleotide sequence comprises a first nucleic acid sequence represented by nucleotides 1 to 58442 of the nucleotide sequence according to SEQ.ID.NO:20, a second nucleotide sequence represented by nucleotides 59623 to 181652 of the nucleotide sequence according to SEQ.ID.NO:20, a third nucleotide sequence represented by nucleotides 189192 to 233681 of the nucleotide sequence according to SEQ.ID.NO:20 and a fourth nucleotide sequence comprising a nucleotide sequence according to SEQ.ID.No: 32.

EMBODIMENT 23

[0045] The beta-herpesvirus according to embodiment 22, wherein nucleotide 58442 of the nucleotide sequence according to SEQ.ID.NO:20 is covalently linked to nucleotide 1 of the nucleotide sequence according to SEQ.ID.No: 32, wherein nucleotide 179 of the nucleotide sequence according to SEQ.ID.No: 32 is covalently linked to nucleotide 59623 of the nucleotide sequence according to SEQ.ID.NO:20 and wherein nucleotide 181652 of the nucleotide sequence according to SEQ.ID.NO:20 is covalently linked to nucleotide 189192 of the nucleotide sequence according to SEQ.ID.NO:20.

EMBODIMENT 24

[0046] The beta-herpesvirus according to any one of embodiments 1 to 14, wherein the beta-herpesvirus comprises a nucleotide sequence, wherein the nucleotide sequence comprises a first nucleic acid sequence represented by nucleotides 1 to 62129 of the nucleotide sequence according to SEQ.ID.NO:20, a second nucleotide sequence represented by nucleotides 63261 to 181652 of the nucleotide sequence according to SEQ.ID.NO:20 and a third nucleotide sequence represented by nucleotides 189192 to 233681 of the nucleotide sequence according to SEQ.ID.NO:20 and wherein nucleotide 62129 of the nucleotide sequence according to SEQ.ID.NO:20 is covalently linked to nucleotide 63261 of the nucleotide sequence according to SEQ.ID.NO:20 and wherein the nucleotide 181652 of the nucleotide sequence according to SEQ.ID.NO:20 is covalently linked to the nucleotide 189192 of the nucleotide sequence according to SEQ.ID.NO:20.

EMBODIMENT 25

[0047] The beta-herpesvirus according to any one of embodiments 1 to 14, wherein the beta-herpesvirus comprises a nucleotide sequence, wherein the nucleotide sequence comprises a first nucleic acid sequence represented by nucleotides 1 to 62129 of the nucleotide sequence according to SEQ.ID.NO:20, a second nucleotide sequence represented by nucleotides 63261 to 181652 of the nucleotide sequence according to SEQ.ID.NO:20, a third nucleotide sequence represented by nucleotides 189192 to 233681 of the nucleotide sequence according to SEQ.ID.NO:20 and a fourth nucleotide sequence comprising a nucleotide sequence according to SEQ.ID.No: 33.

EMBODIMENT 26

[0048] The beta-herpesvirus according to embodiment 25, wherein nucleotide 62129 of the nucleotide sequence according to SEQ.ID.NO:20 is covalently linked to nucleotide 1 of the nucleotide sequence according to SEQ.ID.No: 33, wherein nucleotide 38 of the nucleotide sequence according to SEQ.ID.No: 33 is covalently linked to nucleotide 63261 of the nucleotide sequence according to SEQ.ID.NO:20 and wherein nucleotide 181652 of the nucleotide sequence according to SEQ.ID.NO:20 is covalently linked to nucleotide 189192 of the nucleotide sequence according to SEQ.ID.NO:20.

EMBODIMENT 27

[0049] The beta-herpesvirus according to any one of embodiments 1 to 14, wherein the beta-herpesvirus com-

prises a nucleotide sequence, wherein the nucleotide sequence comprises a first nucleic acid sequence represented by nucleotides 1 to 58442 of the nucleotide sequence according to SEQ.ID.NO:20, a second nucleotide sequence represented by nucleotides 59623 to 62129 of the nucleotide sequence according to SEQ.ID.NO:20, a third nucleotide sequence represented by nucleotides 632161 to 181652 of the nucleotide sequence according to SEQ.ID.NO:20 and a fourth nucleotide sequence represented by nucleotides 189192 to 233681 of the nucleotide sequence according to SEQ.ID.NO:20 and wherein nucleotide 58442 of the nucleotide sequence according to SEQ.ID.NO:20 is covalently linked to nucleotide 59623 of the nucleotide sequence according to SEQ.ID.NO:20, wherein the nucleotide 62129 of the nucleotide sequence according to SEQ.ID.NO:20 is covalently linked to the nucleotide 63261 of the nucleotide sequence according to SEQ.ID.NO:20 and wherein the nucleotide 181652 of the nucleotide sequence according to SEQ.ID.NO:20 is covalently linked to the nucleotide 189192 of the nucleotide sequence according to SEQ.ID.NO:20.

EMBODIMENT 28

[0050] The beta-herpesvirus according to any one of embodiments 1 to 14, wherein the beta-herpesvirus comprises a nucleotide sequence, wherein the nucleotide sequence comprises a first nucleic acid sequence represented by nucleotides 1 to 58442 of the nucleotide sequence according to SEQ.ID.NO:20, a second nucleotide sequence represented by nucleotides 59623 to 62129 of the nucleotide sequence according to SEQ.ID.NO:20, a third nucleotide sequence represented by nucleotides 63261 to 181652 of the nucleotide sequence according to SEQ.ID.NO:20, a fourth nucleotide sequence represented by nucleotides 189192 to 233681 of the nucleotide sequence according to SEQ.ID.NO:20, a fifth nucleotide sequence comprising a nucleotide sequence according to SEQ.ID.No: 32 and a sixth nucleotide sequence comprising a nucleotide sequence according to SEQ.ID.No: 33.

EMBODIMENT 29

[0051] The beta-herpesvirus according to embodiment 28, wherein nucleotide 58442 of the nucleotide sequence according to SEQ.ID.NO:20 is covalently linked to nucleotide 1 of the nucleotide sequence according to SEQ.ID.No: 32, wherein nucleotide 179 of the nucleotide sequence according to SEQ.ID.No: 32 is covalently linked to nucleotide 59623 of the nucleotide sequence according to SEQ.ID.NO:20, wherein nucleotide 62129 of the nucleotide sequence according to SEQ.ID.NO:20 is covalently linked to nucleotide 1 of the nucleotide sequence according to SEQ.ID.No: 33, wherein nucleotide 38 of the nucleotide sequence according to SEQ.ID.NO:33 is covalently linked to nucleotide 63261 of the nucleotide sequence according to SEQ.ID.No: 20, and wherein nucleotide 181652 of the nucleotide sequence according to SEQ.ID.NO:20 is covalently linked to nucleotide 189192 of the nucleotide sequence according to SEQ.ID.NO:20.

EMBODIMENT 30

[0052] The beta-herpesvirus according to any one of embodiment 1 to 29, wherein the beta-herpesvirus comprises one or more genes selected from the group comprising

UL133, UL134, UL135, UL136, UL137, UL138, UL139, UL140, UL141, UL142, UL143, UL144 and UL145

EMBODIMENT 31

[0053] The beta-herpesvirus according to any one of embodiment 1 to 30, wherein the beta herpesvirus comprises the nucleotide sequence according to SEQ.ID.NO:23.

EMBODIMENT 32

[0054] The beta-herpesvirus according to any one of embodiments 1 to 31, wherein the beta-herpesvirus is deficient in at least one gene product encoded by an immune evasive gene.

EMBODIMENT 33

[0055] The beta-herpesvirus according to embodiment 32, wherein the at least one gene product encoded by an immune evasive gene is selected from the group comprising gene products regulating MHC class I presentation and gene products regulating NK cell response.

EMBODIMENT 34

[0056] The beta-herpesvirus according to embodiment 33, wherein the at least one gene product encoded by an immune evasive gene is a gene product regulating MHC class I presentation.

EMBODIMENT 35

[0057] The beta-herpesvirus according to embodiment 34, wherein the gene product regulating MHC class I presentation is selected from the group comprising US6, US3, US2, UL18, US11, UL83 and UL40.

EMBODIMENT 36

[0058] The beta-herpesvirus according to embodiment 33, wherein the at least one gene product encoded by an immune evasive gene is a gene product regulating NK cell response.

EMBODIMENT 37

[0059] The beta-herpesvirus according to embodiment 36, wherein the gene product regulating NK cell response is selected from the group comprising gene products encoded by the genes UL40, UL16 and UL18.

EMBODIMENT 38

[0060] The beta-herpesvirus according to any one of embodiments 1 to 37, wherein the beta-herpesvirus encodes a heterologous nucleic acid.

EMBODIMENT 39

[0061] The beta-herpesvirus according to embodiment 41, wherein the heterologous nucleic acid is a functional nucleic acid, preferably selected from the group comprising antisense molecules, ribozymes and RNA interference mediating nucleic acids.

EMBODIMENT 40

[0062] The beta-herpesvirus according to embodiment 38, wherein the nucleic acid is a nucleic acid coding for a peptide, oligopeptide, polypeptide or protein.

EMBODIMENT 41

[0063] The beta-herpesvirus according to embodiment 40, wherein the peptide, oligopeptide, polypeptide or protein comprises at least one antigen.

EMBODIMENT 42

[0064] The beta-herpesvirus according to embodiment 41, wherein the antigen is an antigen selected from the group comprising viral antigens, bacterial antigens and parasite antigens.

EMBODIMENT 43

[0065] The beta-herpesvirus according to any one of embodiments 1 to 42 for or suitable for use in a method for the treatment of a subject and/or for use in a method for the vaccination of a subject.

EMBODIMENT 44

[0066] The beta-herpesvirus according to embodiment 43, wherein the subject is a mammal, preferably a human.

EMBODIMENT 45

[0067] The beta-herpesvirus according to embodiment 43 or 44, wherein the beta-herpesvirus is human cytomegalovirus.

EMBODIMENT 46

[0068] The beta-herpesvirus according to any one of embodiments 43 to 45, wherein the subject is suffering from a disease or is at risk of suffering from a disease.

EMBODIMENT 47

[0069] The beta-herpesvirus according to any one of embodiments 43 to 46, wherein the vaccination is a vaccination against a disease.

EMBODIMENT 48

[0070] The beta-herpesvirus according to any one of embodiments 46 and 47, wherein the disease is a disease or condition which is associated with beta-herpesvirus infection, preferably human cytomegalovirus infection.

EMBODIMENT 49

[0071] The beta-herpesvirus according to embodiment 48, wherein the disease or condition is selected from the group comprising congenital inclusion disease.

EMBODIMENT 50

[0072] The beta-herpesvirus according to any one of embodiment embodiments 43 to 49, wherein the subject is a pregnant female or female of reproductive age, preferably a pregnant woman or a woman of reproductive age.

EMBODIMENT 51

[0073] The beta-herpesvirus according to embodiment 50, wherein the treatment is or is suitable for or capable of preventing the transfer of a beta-herpesvirus, preferably human cytomegalovirus, from the female to a fetus and/or to an embryo carried or to be carried in the future by the female.

EMBODIMENT 52

[0074] The beta-herpesvirus according to embodiment 50, wherein the treatment is for or is suitable for the generation of or capable of generating an immune response in the female body or the immune response in the female body, whereby preferably such immune response confers protection to a fetus and/or to an embryo carried or to be carried in the future by the female against beta-herpesvirus, preferably human cytomegalovirus, and/or a disease or condition associated with beta-herpesvirus infection, preferably human cytomegalovirus infection.

EMBODIMENT 53

[0075] Use of a beta-herpesvirus according to any of embodiments 1 to 47 for the manufacture of a medicament.

EMBODIMENT 54

[0076] Use according to embodiment 53, wherein the medicament is for the treatment and/or prevention of beta-herpesvirus infection.

EMBODIMENT 55

[0077] Use according to embodiment 53, wherein the medicament is for the treatment and/or prevention of a disease or condition associated with beta-herpesvirus infection, preferably human cytomegalovirus infection.

EMBODIMENT 56

[0078] Use of a beta-herpesvirus according to any of embodiments 1 to 47 for the manufacture of a vaccine.

EMBODIMENT 57

[0079] Use according to embodiment 56, wherein the vaccine is for the treatment and/or prevention of beta-herpesvirus infection.

EMBODIMENT 58

[0080] Use according to embodiment 57, wherein the vaccine is for the treatment and/or prevention of a disease or condition associated with beta-herpesvirus infection, preferably human cytomegalovirus infection.

EMBODIMENT 59

[0081] Use according to any one of embodiments 56 to 58, wherein the vaccine is or is suitable for the administration to a subject, whereby the subject is selected from the group comprising a pregnant female, a female of reproductive age, a donor of a transplant, a recipient of a transplant and a subject being infected with HIV or being at risk of being infected with HIV.

EMBODIMENT 60

[0082] Use according to embodiment 59, wherein the donor is a potential donor and/or the recipient is a potential recipient.

EMBODIMENT 61

[0083] A nucleic acid coding for a beta-herpesvirus according to any of the preceding embodiments.

second nucleotide sequence represented by nucleotides 63261 to 233681 of the nucleotide sequence according to SEQ.ID.NO:20 and wherein nucleotide 62129 of the nucleotide sequence according to SEQ.ID.NO:20 is covalently linked to nucleotide 63261 of the nucleotide sequence according to SEQ.ID.NO:20.

EMBODIMENT 73

[0095] A vector comprising the nucleic acid according to embodiment 62, wherein the vector comprises a nucleotide sequence, wherein the nucleotide sequence comprises a first nucleic acid sequence represented by nucleotides 1 to 62129 of the nucleotide sequence according to SEQ.ID.NO:20, a second nucleotide sequence represented by nucleotides 63261 to 233681 of the nucleotide sequence according to SEQ.ID.NO: 20 and a third nucleotide sequence comprising a nucleotide sequence according to SEQ.ID.No: 33

EMBODIMENT 74

[0096] The vector according to embodiment 73, wherein nucleotide 62129 of the nucleotide sequence according to SEQ.ID.NO:20 is covalently linked to nucleotide 1 of the nucleotide sequence according to SEQ.ID.No: 33 and wherein nucleotide 38 of the nucleotide sequence according to SEQ.ID.No: 33 is covalently linked to nucleotide 63261 of the nucleotide sequence according to SEQ.ID.NO: 20.

EMBODIMENT 75

[0097] A vector comprising the nucleic acid according to embodiment 62, wherein the vector comprises a nucleotide sequence, wherein the nucleotide sequence comprises a first nucleic acid sequence represented by nucleotides 1 to 58442 of the nucleotide sequence according to SEQ.ID.NO:20, a second nucleotide sequence represented by nucleotides 59623 to 62129 of the nucleotide sequence according to SEQ.ID.NO:20, a third nucleotide sequence represented by nucleotides 63261 to 233681 of the nucleotide sequence according to SEQ.ID.NO: 20 and wherein nucleotide 58442 of the nucleotide sequence according to SEQ.ID.NO:20 is covalently linked to nucleotide 59623 of the nucleotide sequence according to SEQ.ID.NO:20 and wherein the nucleotide 62129 of the nucleotide sequence according to SEQ.ID.NO:20 is covalently linked to the nucleotide 63261 of the nucleotide sequence according to SEQ.ID.NO:20.

EMBODIMENT 76

[0098] A vector comprising the nucleic acid according to embodiment 62, wherein the vector comprises a nucleotide sequence, wherein the nucleotide sequence comprises a first nucleic acid sequence represented by nucleotides 1 to 58442 of the nucleotide sequence according to SEQ.ID.NO:20, a second nucleotide sequence represented by nucleotides 59623 to 62129 of the nucleotide sequence according to SEQ.ID.NO:20, a third nucleotide sequence represented by nucleotides 63261 to 233681 of the nucleotide sequence according to SEQ.ID.NO:20, a fourth nucleotide sequence comprising a nucleotide sequence according to SEQ.ID.No: 32 and a fifth nucleotide sequence comprising a nucleotide sequence according to SEQ.ID.No: 33.

EMBODIMENT 77

[0099] The vector according to embodiment 76, wherein nucleotide 58442 of the nucleotide sequence according to SEQ.ID.NO:20 is covalently linked to nucleotide 1 of the nucleotide sequence according to SEQ.ID.No: 32, wherein nucleotide 179 of the nucleotide sequence according to SEQ.ID.No: 32 is covalently linked to nucleotide 59623 of the nucleotide sequence according to SEQ.ID.NO:20, wherein nucleotide 62129 of the nucleotide sequence according to SEQ.ID.NO:20 is covalently linked to nucleotide 1 of the nucleotide sequence according to SEQ.ID.No: 33 and wherein nucleotide 38 of the nucleotide sequence according to SEQ.ID.NO:33 is covalently linked to nucleotide 63261 of the nucleotide sequence according to SEQ.ID.No: 20.

EMBODIMENT 78

[0100] A host cell comprising a nucleic acid according to embodiment 61 or a vector according to any one of embodiments 62 to 77.

EMBODIMENT 79

[0101] A pharmaceutical composition comprising a beta-herpesvirus according to any one of the preceding embodiments, a nucleic acid according to embodiment 61 and/or a vector according to any one of the preceding embodiments, and a pharmaceutically acceptable carrier.

[0102] The present inventors have surprisingly found that the infection of endothelial cells of a host organism such as man by beta-herpesvirus and more specifically CMV of the invention will result in eliciting an immune response against CMV. More specifically, the immune response is an anti-CMV response which comprises neutralizing antibodies against beta-herpesvirus and CD4⁺ and CD8⁺ T-cells directed against epitopes of beta-herpesvirus. Furthermore, the present inventors have surprisingly found that such immune response can be elicited by the beta-herpesvirus and more specifically the human cytomegalovirus of the invention being spread-deficient. It has to be acknowledged that any characteristic feature, embodiment of and any statement made in relation to beta-herpesviruses such as murine CMV equally applies to human CMV. Furthermore, it will be acknowledged that the beta-herpesvirus according to the present invention will, in a preferred embodiment, exhibit the following characteristics as observed for human and murine, respectively, CMV: multiple infections occur with mouse and human CMV, in mouse and human, respectively, (Boppana, S. B. et al., 2001. Intrauterine transmission of cytomegalovirus to infants of women with preconceptional immunity. *N. Engl. J. Med* 344:1366-1371; Cicin-Sain, L. et al., 2005. Frequent coinfection of cells explains functional in vivo complementation between cytomegalovirus variants in the multiply infected host. *J Virol* 79:9492-9502.); an unusually high response of neutralizing antibodies against CMV is caused by infection with mouse and human CMV, in mouse and human, respectively (Farrell, H. E. and G. R. Shellam, 1990. Characterization of neutralizing monoclonal antibodies to murine cytomegalovirus. *J. Gen. Virol.* 71 (Pt 3):655-664; Farrell, H. E. and G. R. Shellam, 1991. Protection against murine cytomegalovirus infection by passive transfer of neutralizing and non-neutralizing monoclonal antibodies. *J. Gen. Virol.* 72 (Pt 1):149-156; Gerna, G., A. et al., 2008. Human cytomegalovirus serum neutralizing antibodies block virus infection of endothelial/epithelial cells, but not fibro-

blasts, early during primary infection. *J. Gen. Virol.* 89:853-865); memory inflation, which represents a very characteristic CD8+ T cell response, is caused by infection with mouse and human CMV, in mouse and human, respectively, and has almost identical kinetics (Karrer, U. et al., 2003. Memory inflation: continuous accumulation of antiviral CD8+ T cells over time. *J. Immunol.* 170:2022-2029; Karrer, U. et al. 2004. Expansion of protective CD8+ T-cell responses driven by recombinant cytomegaloviruses. *J. Virol.* 78:2255-2264; Kleinerman, P. and P. R. Dunbar, 2008. CMV and the art of memory maintenance. *Immunity.* 29:520-522; Komatsu, H. et al., 2003. Population analysis of antiviral T cell responses using MHC class I-peptide tetramers. *Clin. Exp. Immunol.* 134:9-12;). In connection with the present invention a person skilled in the art will also acknowledge that a murine CMV gene can replace a homolog of said murine CMV gene in a human CMV. (Schnee, M. et al., 2006. Common and specific properties of herpesvirus UL34/UL31 protein family members revealed by protein complementation assay. *J. Virol* 80:11658-11666)

[0103] In a preferred embodiment the beta-herpesvirus according to the present invention is different from the Towne strain as described by Liu et al. in U.S. Pat. No. 7,407,744, i.e. a Towne strain where the genes UL133, UL134, UL135, UL136, UL137, UL138, UL139, UL140, UL141, UL142, UL143, UL144, and UL145 are deleted, preferably compared to wild type. A person skilled in the art will further acknowledge that the Towne strain is not endotheliotropic and has also a defective gH/gL complex.

[0104] In a further preferred embodiment the beta-herpesvirus according to the present invention comprises a nucleotide sequence according to SEQ.ID.No:23.

[0105] In still further preferred embodiment the beta-herpesvirus according to the present invention is different from the Toledo strain.

[0106] Spread-deficient as used herein, preferably means that the virus which is spread-deficient infects a cell and no viral particle is released from the infected cell, whereby the viral DNA is replicated, the viral proteins except those which are deleted in accordance with the present invention are expressed in the infected cell, preferably all viral glycoproteins are expressed, more preferably all viral glycoproteins are expressed, that mediate entry of the virus into a cell, whereby, preferably, the cell is an endothelial and/or an epithelial cell. The assay which is preferably used in accordance with the present invention so as to determine whether or not a virus is spread-deficient, is described herein as Example 1.

[0107] A wild type CMV strain as preferably used herein means that the virus is a beta-herpesvirus strain which has been isolated from its native host and which has maintained its ability to infect endothelial cells in tissue culture. More specifically the wild type human CMV strain as preferably used herein contains, among others, the genes UL133, UL134, UL135, UL136, UL137, UL138, UL139, UL140, UL141, UL142, UL143, UL144, and UL145 (Cha et al. supra) and more specifically the wild type CMV strain as preferably used herein is TB40/E and FIX-BAC (Sinzger et al. 1999 *Journal of General Virology*, 80, 2867-2877; Hahn et al. 2002 *J. Virol.* 76(18): 9551-9555) and/or TB40E-BAC4-FRT (SEQ.ID.NO:20) (Scrivano, L. et al., 2011. HCMV spread and cell tropism are determined by distinct virus populations. *PLoS. Pathog.* 7:e1001256) for human CMV or Smith strain for MCMV (Rawlinson et al. 1996 *J. Virol* 70:8833-8849). In a preferred embodiment of the present

invention the wild type CMV strain as preferably used herein comprises a nucleotide sequence according to SEQ.ID.No: 23. The sequence of the pTB40E-BAC4-FRT, which is the molecular infectious BAC plasmid according to TB40E-BAC4-FRT has the nucleotide sequence according to SEQ.ID.NO:20.

[0108] Said pTB40E-BAC4-FRT is consisting of viral sequences encoded by nt 1-181652 and by nt 189192-233681, as well as BAC sequences represented by nt 181653-189191. A person skilled in the art will acknowledge that a BAC plasmid such as pTB40E-BAC4-FRT comprising a virus genome such as the virus genome of TB40E-BAC4-FRT is circular in *E. coli* therefore the nucleotide 233681 of the nucleotide sequence according to SEQ.ID.NO:20 is covalently linked to nucleotide 1 of the nucleotide sequence according to SEQ.ID.NO:20. A person skilled in the art will know methods for reconstitute a virus from a BAC plasmid comprising the viral genome of said virus, for example for reconstitute TB40E-BAC4-FRT from pTB40E-BAC4-FRT comprising the viral genome of TB40E-BAC4-FRT. Such methods comprise among others transfection of cells, comprising complementing cells.

[0109] As used herein, the term "deficient in at least one gene product" preferably means that the at least one gene product which is a biochemical material such as a nucleic acid, DNA, RNA or a peptide, polypeptide or protein, resulting from expression of the gene does not show at least one of the functions displayed by said gene product in the wild type strain. Preferably, said at least one of the functions not shown is the function which is responsible for spread of the beta-herpesvirus. Also preferably, all of the functions of said gene product in the wild type strain are not shown. This may be the result of a complete or partial deletion or mutation of the gene coding for said gene product, of a complete or partial deletion of a mutation, of the nucleic acid controlling the expression of the gene coding for said gene product, of a truncation of said gene product, or of the inhibition of the otherwise compete gene product.

[0110] As used herein, the term "DNA is replicated" preferably means that the replication occurs like replication of a wild type virus.

[0111] As used herein, a wild type-like virion surface is preferably a surface displayed by a beta-herpesvirus of the wild type as defined herein, more specifically by a cytomegalovirus wild type strain as defined herein. The molecules which are used to define the surface displayed by a beta-herpesvirus of the wild type are glycoproteins expressed by said wild type virus mediating the entry of said wild type virus into a cell, preferably an endothelial cell. In other words, a virus according to the present invention having a wild type-like virion surface has a virion surface which, after infection of primary fibroblasts, displays or expresses the same glycoproteins identical to, essentially identical to or at least not significantly different from the wild type virus based on which the deletions were or may be made to generate the virus of the present invention. The determination of the expression of glycoproteins is known to the ones skilled in the art and may be performed by a quantitative RT-PCR or mass spectrometry (Britt et al. 1990. *J. Virol* 64:1079-1085) although other methods suitable for such purpose are known to the person skilled in the art.

[0112] So as to determine whether the beta-herpesvirus of the invention and particularly the human cytomegalovirus of

the invention is endotheliotropic, preferably, the assay as described in Example 2 is used.

[0113] So as to determine whether the immune response elicited by the beta-herpesvirus of the invention and particularly the human cytomegalovirus of the invention comprises at least neutralizing antibody, and whereby the at least neutralizing antibody is preventing said viruses from infecting endothelial cells and/or epithelial cells, the assay described by Cui et al. (Cui et al. supra) may preferably be used.

[0114] It will be acknowledged that viral DNA replication is abrogated in replication-defective virus mutants and therefore gene expression does not exploit the total set of viral epitopes. Especially glycoproteins and structural virion components are not expressed.

[0115] In order to further illustrate the present invention the biology of human cytomegalovirus will be outlined in the following.

[0116] Human cytomegalovirus is one of eight human herpesviruses, which are clustered in three subfamilies (alpha (α), beta (β), gamma (γ)) based on biological properties and molecular phylogenetic relationships to other herpesviruses. Cytomegalovirus belongs to the beta-herpesvirus subfamily and possesses the largest genome in the herpesvirus families: its genome of 240 kbp is capable of encoding more than 200 potential gene products (Murphy et al. supra).

[0117] The viral particle of cytomegaloviruses consist of three major constituents, namely the internal icosahedral capsid, which packages the double stranded linear DNA genome; the tegument which is a less organized protein meshwork surrounding the capsid; and the outermost envelop which is a lipid bilayer embedded with viral glycoprotein complexes.

[0118] The infection of a host cell by the virus particles is mediated by the contact of the viral glycoproteins with the molecular structures of the host cell surface. CMVs can infect many different cell types and the mechanism of virus entry is known to be dependent on the specific cell type and can occur via two major routes: (a) the free, i.e. non-cell associated virus particles can encounter the host cell directly, or (b) the virus is transferred from the infected cell to a non-infected one by a preformed, i.e. non-virus-induced cell-cell contact, or virus induced cell-cell contact, the so called cell to cell spread.

[0119] After attachment with high affinity to a set of cellular receptors the viral glycoproteins induce fusion between the viral envelope and a host cell membrane. After entry of an CMV particle into the host cell the HCMV genome is targeted to the nucleus where it either establishes latency which is characterized by a symptomless maintenance of the more or less silent genome, or induces a lytic infection leading to propagation of new infectious CMV particles.

[0120] The lytic replication cycle of CMV is divided into three phases of regulated gene expression: immediate early, early, and late. The hallmarks of the replication stages are the specific gene clusters which are expressed with characteristic kinetics. Immediate early gene transcription occurs at first and leads to synthesis of viral master regulators that reprogram the host cell according to the needs of virus production. Following the synthesis of immediate early gene products, the early genes are transcribed. Early gene products include DNA replication proteins and regulators and enzymes which are important in nucleotide metabolism. Finally, the late genes are transcribed after the onset of DNA replication, and

the gene products of said late genes are mainly structural proteins that are involved in the assembly of and egress of new infectious virus particles.

[0121] The late gene products comprise many viral antigens including the viral glycoproteins such as the gB and the gH/gL complex, which are the major targets of neutralizing antibodies against CMV (Schleiss et al. 2008 supra) and the major tegument protein the phosphoprotein 65 (pp65) and the immediate early 1 protein which are the major targets of the cellular immune response to CMV.

[0122] A further step in the lytic replication cycle of CMV is the maturation of novel infectious virus particles which comprises steps of envelopment of the pre-mature virus particle with membrane structures. The steps of envelopment comprise a primary envelopment, de-envelopment and secondary envelopment.

[0123] The primary envelopment at the membranes of the nucleus is crucial for the egress of virus capsids out of the nucleus. Proteins as part of the protein complex which is also referred to as nuclear egress complex (NEC) playing an essential role in this primary envelopment, were recently identified as M50 and M53 of mouse CMV (Lotzerich et al. 2006 J Virol 80:73-84.) or as UL50 and UL53 being their homologs in human CMV.

[0124] A homologues gene as used herein is preferably the gene of one herpesvirus referred to be a homolog of the gene of another herpesvirus according to Fossum et al. (Fossum et al. PLoS Pathog. 2009 September; 5(9): e1000570) or Davison et al. (Davison et al. (2010) Vet Microbiol. 2010 Feb. 11. Herpesvirus systematics; and Davison et al. 2004 Compendium of Human Herpesvirus gene names; Reno).

[0125] Further, homologs of UL50 are listed in the EMBL-EBI InterPro database (<http://www.ebi.ac.uk/interpro/>) under accession number IPR007626 and UL53 homologs are found similarly under entry IPR021152.

[0126] The secondary envelopment occurs at the membranes of the Golgi-apparatus and/or the endoplasmatic reticulum. In connection with said secondary envelopment a protein complex which is also referred to as secondary envelopment complex (SEC), was identified comprising at least the gene product of M94 of mouse CMV or its homolog in human CMV, i.e. UL94. The gene UL94 of HCMV is conserved in all herpesvirus sub-families (Chee et al. 1991 Transplant Proc 23:174-80; Chee et al. 1990 Curr Top Microbiol Immunol 154:125-169; Higgins et al. 1989 Comput. Appl. Biosci. 5:151-153) and was found only at a late stage of infection (Scott et al. 2002 Virus Genes 24:39-48; Wing et al. 1996 J Virol 70:3339-3345). It was recently shown that UL94 is part of the virion (Kalejta et al. 2008 Microbiol Mol Biol Rev 72:249-65; Kattenhorn et al. 2004 J Virol 78:11187-11197; Wing et al. op.cit). UL94 is essential in the infection of the Towne strain of HCMV shown by transposon-mediated mutagenesis (Dunn et al. 2003 Proc Natl Acad Sci USA 100:14223-14228. That M94 is essential in mouse CMV infection is disclosed herein in the example part.

[0127] Homologs of UL94 are listed in the EMBL-EBI InterPro database (<http://www.ebi.ac.uk/interpro/>) under accession number IPR004286.

[0128] The high viral load of CMV in salivary glands indicates the transmission of CMV by direct contact via secretions. After initial replication in the first target cells at the entry site, CMV is disseminated through the body by blood

and lymph. Most likely the virus is taken up by white blood cells which carry the virus from the primary infection site to almost every internal organ.

[0129] The interplay between the CMV and its host, i.e. humans or mice, is very complex. On the one hand, the immune response of the host is controlling the virus replication very efficiently. Therefore, most of the CMV infections are symptomless which means that virus replication is controlled before the tissue damage reaches an observable pathological level of local or systemic inflammation. On the other hand, the virus itself is controlling the immune response resulting in efficient clearance of the virus from the host. In almost all cases of immune competence natural CMV infection ends up with a situation where the virus is controlled by the immune system without being totally cleared from the host (Reddehase et al. 2002 J Clin Virol 25 Suppl 2:S23-S36).

[0130] In recent years an impressive body of knowledge was generated by studying the molecular mechanisms of immune suppressive functions of CMV. It is acknowledged that more than half of the CMV genes encode gene products interfering with different immune mechanisms at all stages of the immune system, the so-called immune evasive genes. There is evidence that neither the humoral nor the cellular immune response alone is sufficient to control CMV infection; a concerted action of both is needed to keep the balance with the viral immune evasion (Adler et al. 1995 J Infect Dis 171:26-32; Reddehase et al. 1987 J Virol 61:3102-3108).

[0131] Diseases and conditions of a subject which is infected by beta-herpesvirus and human CMV, respectively, are, among others, mononucleosis-like symptoms, splenomegaly, pneumonitis, blindness, hearing loss, congenital inclusion disease, and organ damage and organ failure, respectively, of the organ infected by HCMV. It is to be acknowledged that said diseases and conditions are diseases and conditions which can be treated and/or prevented by the beta-herpesvirus of the present invention.

[0132] Typically, human CMV infection becomes clinically apparent only if the host immune system is vulnerable or suppressed. There are several major risk groups of public health importance.

[0133] One situation where the host immune system is vulnerable, is where non-pregnant women of reproductive age or women being pregnant get infected by human CMV. If the human CMV infection is transmitted from the mother to the fetus and embryo, respectively, during pregnancy, due to the immature immune system of the fetus and embryo, respectively, direct cytotoxic pathology of the human CMV infection can develop which is called congenital inclusion disease (CID). The symptoms of CID are dominated by the cause that the human CMV infects the central nervous system comprising microcephaly, cerebral atrophy, chorioretinitis, and sensorineural hearing loss, which are typically combined with consequences of infection of other visceral organs including intrauterine growth retardation, hepatosplenomegaly, hematological abnormalities such as thrombocytopenia, and various cutaneous manifestations appearing as rashes, i.e. petechiae and purpura. CID is the most frequent infectious congenital disorder in developed countries. Furthermore, human CMV infection is the major cause of hearing loss acquired after viral infection.

[0134] A second scenario of clinically significant human CMV infection is formed by immunocompromised or immunosuppressed patients. This kind of patient is, e.g., a HIV-positive patient or a transplant recipient. In these patients the

disease manifestations vary depending on the quality and the degree of immune dysfunction. Infection mostly occurs because of reactivation of latent viral infection, however, may be as well newly acquired via virus reactivation from organ or bone marrow transplant derived from an already infected donor in case of a transplant recipient.

[0135] In the absence of sufficient immune control CMV infection leads to inflammatory diseases of various organs. In connection therewith the most frequent clinical manifestations consist of pneumonitis, gastrointestinal diseases, hepatitis, and retinitis. In bone marrow transplant recipients HCMV pneumonitis occurs with mortality rates of 90%. It is to be acknowledged that said diseases and conditions are diseases and conditions which can be treated and/or prevented by the beta-herpesvirus of the present invention.

[0136] In AIDS patients opportunistic human CMV infection is common and occurs at a frequency of almost 100%, if anti-retroviral therapy fails or not applicable/available. This is still the case in non-industrialized countries where an effective therapy is not yet available. Before the availability of highly active anti-retroviral therapy for human immunodeficiency virus (HIV) infection, HCMV retinitis was the most common cause of blindness in adult patients with acquired immunodeficiency syndrome (AIDS), with an overall lifetime prevalence of more than 90%.

[0137] In an embodiment of the beta-herpesvirus of the invention the beta-herpesvirus is used as a vaccine and/or vector. In a further embodiment thereof such beta-herpesvirus encodes for a heterologous nucleic acid. Preferably such heterologous nucleic acid codes for an antigen, more preferably an antigen of a pathogen. Because of this such vaccine and vector, respectively, is suitable for the treatment and/or prevention of a disease caused by or associated with said pathogen. Such pathogens preferably comprise viruses and bacteria. In an embodiment the antigen is NP-NT60 of Influenza, whereby the vector then is useful in the treatment of influenza. In a further embodiment the antigen is ORF Rv3407 from *Mycobacterium tuberculosis* strain H37Rv, whereby the vector then is useful in the treatment of tuberculosis.

[0138] In an embodiment the beta-herpesvirus of the present invention is a recombinant beta-herpesvirus.

[0139] In a further embodiment the beta-herpesvirus of the present invention is a human beta-herpesvirus, preferably a recombinant human beta-herpesvirus.

[0140] In a preferred embodiment the individual nucleotides of the beta-herpesvirus of the invention are linked, preferably covalently linked, through phosphodiester bonds. Such phosphodiester bonds are those phosphodiester bonds which are contained in nucleic acid molecules contained or produced in biological material such as cells.

[0141] It will be acknowledged that the beta-herpesvirus of the present invention is part of a pharmaceutical composition. Preferably, such pharmaceutical composition contains, a part from the beta-herpesvirus of the present invention and/or a nucleic acid coding for the same, a pharmaceutically acceptable carrier. The ingredients of such pharmaceutical composition and their respective contents are known to a person skilled in the art. It will be further acknowledged that such pharmaceutical composition is for or is for use in the treatment of the diseases and conditions as disclosed herein in connection with the beta-herpesvirus of the present invention.

[0142] It will be acknowledged by a person skilled in the art that the experimental evidence provided in the example part of the instant application is based on murine CMV, but that

such evidence can be directly and immediately transferred to HCMV, so that the present invention is plausible to a person skilled in the art. The reason for this being that the genomes of different herpesvirus strains including CMV are linearly correlated and the mode of action of human CMV in a human host and of mouse CMV in a murine host are essentially identical.

[0143] The various SEQ.ID. Nos., the chemical nature of the nucleic acid molecules, proteins and peptides according to the present invention, the actual sequence thereof and the internal reference number is summarized in the following table. To the extent that the particular sequences are not displayed in this table they are contained in the attached sequence listing which is part of the instant specification.

SEQ. ID. No.	Sequence	internal reference number
1	GTGGGATCCACCATGTACCCCTACGACGT GCCCGACTACGCCACGTCCAGACTATCC	HAM94 for
2	ACTCTAGAGTCGACTTCACATGTGCTCGA GAACA	M94rev
3	AATTCATGATAACTTCGTATAGCATAACAT TATACGAAGTTATCCGGAGATATCCACCG GTCTGGCGGCCGC	ATGlox1
4	TCGAGCGGCCGCCAGACCGGTGGATATCT CCGGATAACTTCGTATAATGTATGCTATA CGAAGTTATCATG	ATGlox2
5	CGT GGT CAA GCC GGT CGT GTT GTA CCA GAA CTC GAC TTC GGT CGC GTT GCT TAC AAT TTA CGC GCG GG	5' -Am157-pCR3-FRT-Kan ^r -FRT
6	CCC CGA TAT TTG AGA AAG TGT ACC CCG ATA TTC AGT ACC TCT TGA CTA AGA AGC CAT AGA GCC CAC CGC	3' -Am157-flox-egfp
7	TGC TTC CCG GCG GCT TCT GCG CGA CCT TCC AGC TGC AGG TAG ACC ACG GCG ACG TCC AGA CTA TCC GTG AAA AGT TTG AGA AGC ATC AGT AGC CGA TTT CGG CCT ATT GGT T	5'AM94-pO6-tTA
8	CAT GGA TGG GTT GGT TGA TTT GTA TGT CTG TTG GCT ACT CAC ATG TGC TCG AGA AGC CAG TGT GAT GGA TGA TCC TC	3' -AM94-pO6-tTA
9	SIINFEKL	OVA-MHC-I Peptide
10	TVYGFCLL	m139 MHC-I Peptide
11	RALEYKNL	ie3 MHC-I Peptide
12	SCLEFWQRV	M57 MHC-I Peptide
13	HGIRNASFI	M45 MHC-I Peptide
14	FAM-AACGTACATCGCTCTCTGCTGGCCG- TAMRA	Taqman-Probe M54
15	Ttactgggtgctgcccggggcgtttgcccgtctcttcgcccgtcactct tcaeggcctgcccagegagccctgcccggaccggttccaaaacttc gaggccgtgctggcccggggcatgcacgtggaggcccggcggca ggagcccagacccccgggtgagcggcccggcggctgccccttcg acgacctgtgatccggaggacgacggctcgtgatctctgtgccaatt gctgttgcctaccggaaggcgaatggatcctctgtctttgtgcaa cggcggttatcaaggccactatggcggggctgacagttcacgggg agaagaaaacaagaaacaacaaaaaaagaggagatctgcccgc cgctagggataacagggtaatcgatgttgacaataatcatcggcata gtatatcggcatagtataatacgcacaaggtaggaactaaacctgg caaaactgaccagcgcagttccgggtctgaccgcacgtgatgttgc ggtgccgttgaatttggaccgatcgtctgggttttagccgtgatttgg ggaagatgatattgcccgtgttggctcgtgatgatgtaccctgttattag cgcagttcaggatcaggttgttccggataaatccctggcatgggttgg ggttcgtggtctggatgaactgtatgcagaatggtcagaagttgtgag caccaatttctgtgatgcaagcgggtccggcaatgaccgaaattgggtg aacagccgtggggctgtgaatttgcaactgctgatccggcaggtaat tgtgttcattttgtgcaagaagaacaggatcaacctcgattaattaattgt	LIFdelUL94

- continued

SEQ. ID. No.	Sequence	internal reference number
	aacattaccctgttatccctaccggtgtcctaggcggggtctgacagt tcacggggagagaagaacaagaacaacaaaaaaaaaagagg	
16	cgtgttagaccggtggagtcgacgacctgtcccgaagacgaacctc ccgatctgggtcgccaacagcgcgaacgagtagctcgtcagctccg tgccccgccccgtagctcagtagaagtaactcataaaacttccaggtct cgcgtagcattcgcgagtcgggaatgtaggataaacagggtaatcg atggtgacaataatcatcgccatagatataatcgccatagataatacga caaggtgaggaactaaaccatggcaaaactgaccagcgcaggttcc ggttctgaccgcacgtgatgttgcggtgcccgtgaaatggaccga tcgctcgggttttagccgtagtttgggaagatgatgttgcggtgttct tcgtagatgatgttaccctgtttatagcgcagttcaggatcaggttctc cggataataaccctggcatgggttgggttcgtagctggatgaactgt atgcagaatggtcagaagtgtgagcacaatgttctgtagcgaagc ggtcggcaatgaccgaatgggtaacagccggtgggtcgtgaaat ttgcaactgctgtagcggcaggtaattgtgttcatgttggcagaaga acaggatataactcagtaattaatgtaacattaccctgttatccctaa agtaactcataaaacttccaggtctcgcgtagcagttcgcgagtcgggaa tg	LIF-delUL99
17	as contained in the sequence listing	pCB-Ubic-UL94-IRES-mChe
18	as contained in the sequence listing	pCB-Ubic-UL99-IRES-gfp
19	as contained in the sequence listing	pLV-Ubiqc-BLAs-IRES-Puro
20	as contained in the sequence listing	pTB40E-BAC4-FRT
21	as contained in the sequence listing	pBSK-OVA
22	as contained in the sequence listing	pTRE-HAM94
23	as contained in the sequence listing	Unique\in\TB40\ (UL133-UL145)
24	MGSIGGAASMEFCFDVFKELKVHHANENIFYCPIAIMSAL AMVYLGAKDSTRTQINKVVRFDKLPFGGDSIEAQCCTSVN VHSSLRDILNQITKPNVYSFSLASRLYAERYPILPEYL QCVKELYRGGLEPINFQTAADQARELINSWVESQTNIGIIR NVLQPSVSDSQTAMVLVNAIVFKGLWEKTFKDEDTQAMPF RVTEQESKPVQMMYQIGLFRVASMASEKMKILELPPFASGT MSMLVLLPDEVSGLEQLESINFEKLTWETSNNVMEERKI KVYLPKMKMEEKYNLTSVLMAMGITDVFSSANLSGISSA ESLKI SQAVHAAHAEINEAGREVVSAGVDAASVSEEF RADHPFLFCIKHIATNAVLFPGRCSVSP	OVA
25	MSGQGTKRSEYQMETDGERQNAEIRASVGMIGGIGRFY IQMCTELKLSDEYGRLIQNSLTIERMVLSAFDERRNKYLE EHPSAGKDPKKTGGPIYRRVNGKWMRELILYDKEEIRRIW RQTNNGDDATAGLTHMMIWHSNLNDATYQRTALVVRTGMD PRMCSLMQGSTLPRRSGAAGAAVKGVTMMELVRMIKRG INDRNFWRGENGRKTRIAAYERMCNLIKGFQTAQKAMMD QVRESRNPNAEFEDLTFLARSALILRGSVAHKSCLPACV YGPVAVSGYDFEREGYSLVGDPPFRLQNSQVYSLIRPNE NPAHKSQLVVMACHSAFEDLRVLSFIKGTKVLPRGKLS RGVQIASNENMDAMESSTLELRSRYWAIRTRSGGNTNQOR ASAGQISIQPTFSVQRNLPFDRTTMAAFNGNTEGRTSDM RTEIIRMMESARPEVDSFQGRGVFELSDEKAASPIVPSFD MSNEGSYFFGDNAEEYDN	NP-NT60 of Influenza
26	MRATVGLVEAIGIRELRQHASRYLARVEAGEELGVTNKGR LVARLIPVQAAERSREALIESGLVLPARRPQNLLDVTAE ARGRKRTLSDVLEMRDEQ	ORF Rv3407 from <i>Mycobacterium tuberculosis</i> strain H37Rv
27	MAWRSGLCETDSRTLKQFLQECCMWKLVGKSRKHREYRAV ACRSTIFSPEDDGSILCQLLLLYRDGEWILCLCCNGRYQ GHYGVGHVHRRRRI CHLPTLYQLSFGGPLGPASIDFLPS FSQVTSSTMTCDGIPDPVIEVCMVLPQDEAKRILVKGHGA MDLTCQKAVTLGGAGAWLLPRPEGYTLFFYILCYDLFTSC GNRCDIPSMTRLMAAATACGQAGCSFCTDHEGHVDPTGNY VGCTPDMGRCLCYVPCGPMTQSLIHNDPATFFCESDDAK YLCVAVGSKTAAQVTLGDGLDYHIGVKDSEGRWLPVKTDVW DLVKVEEPVSRMIVCSCPVLKNLVH	UL94

-continued

SEQ. ID. No.	Sequence	internal reference number
28	VTLGGAGAWLLP	SSc cross-reactive UL94 peptide
29	MGGELCKRICCEFGTTSGEPLKDALGRQVSLRSYDNI PPT SSSDEGEDDDGDDDDNEERQQLRLCGSGCGGNDSSSGS HREATHDGPKNNAVRSTFREDKAPKPSKQSKKKKKPSKHH HHQQSSIMQETDDLDDEEDTSIYLSPPPVPVQVAKRLPR PDTPRTPRQKKISQRPPTPGTTKPAAPLSF	UL99
30	MATSRLSVKLSRSISRFBVQWECCWMLVNSARYREFRAVT SQSPGLGKVSSTDDGRCLAASMLFRDGNFVCLLVNKE PVGQFGCSGMRREKVIDGLQEPVYVMRLLAPLIPVKLGF SPYMLPPKSI GSGGLDPSVIYQNASVVTPEEAATVTMQG SGIVTVGLSGVGSWVQIKDGGNMKLFVFALCFDVFATCCD RLAPPPLAKIYSETVSC EADKCGFCRDSGRHVDPTGRFVG CVPDSGVCLCYSPCRGTDAAVSVRSWLPYLELEDGANHS LFVRRYDGRKGLPATISDYL GARNSEGDEIPLRTEPWQLL KIEPTLSAMIIMACPLLKKIVLEHM	M94
31	MYPYDVPDYATSRLSVKLSRSISRFBVQWECCWMLVNSAR YREFRAVTSQSPGLGKVSSTDDGRCLAASMLFRDGNFV LCLLVNKEPVGQFGCSGMRREKVIDGLQEPVYVMRLLAP LIPVKLGFSPYMLPPKSI GSGGLDPSVIYQNASVVTPEE AATVTMQSGIIVTVGLSGVGSWVQIKDGGNMKLFVFALCF DVFTACCDRLAAPPPLAKIYSETVSC EADKCGFCRDSGRHV DPTGRFVGCVPDSGVCLCYSPCRGTDAAVSVRSWLPYLEL EDGANHS LFVRRYDGRKGLPATISDYL GARNSEGDEIPL RTEPWQLL KIEPTLSAMIIMACPLLKKIVLEHM	HA-M94
32	gaccgcccacagcagaccagcaccagcagaagagccagcac cagcgggcccagagt cgc aaagcgcgcgggagccacggccca gactgccgtcgcgatggcccggagcgcgctcggcaccacgatgac ggtgcccacgat aaccagtccgctcccgcaccgacgcccaccgccc gat	delUL50S
33	atgtctagcgtttttctcaacagcattcgtgcgccttga	delUL53S
34	cacggcctggcccagcagccctgcgggaccggttccaaaacttc gaggccgtgctggcccggggcatgcacgtggaggccggcgggca ggagcccagacccccgggtgagcggcggcggctgccccttcg acgacctgtgatccggaggacgacggctcgtgtatctgtgccaatt gctgttgcctaccgcgacggcgaatggatcctcgtctttgctgcaa cgccggttataaaggccactatgg	delUL94S
35	ctgggtcgccaacagcggccaacagtagt acgtcgtcagctccgtgccc cgccccgctcagtcctagaaag	delUL99S

[0144] It will be acknowledged by a person skilled in the art and is in so far also within the scope of the present invention that each and any of the above nucleic acid sequences can be replaced by nucleic acid sequences which, due to the degeneracy of the genetic code, code for the same or functionally homolog peptides and proteins, respectively, as the above indicated nucleic acid sequences.

[0145] The present invention is now further illustrated by the following figures and examples from which further features, embodiments and advantages may be taken.

[0146] More specifically,

[0147] FIG. 1 is a schematic illustration of the concept of inducible trans-complementation;

[0148] FIG. 2A is a diagram indicating TCID₅₀ as a function of time;

[0149] FIG. 2B is a series of microphotographs;

[0150] FIG. 2C is a survivorship curve indicating survival of mice as a function of time;

[0151] FIG. 3A is a diagram indicating virus neutralizing antibody response as luciferase activity as a function of dilution of serum;

[0152] FIG. 3B is a diagram indicating the percentage of adaptively transferred T cells at various time points;

[0153] FIG. 3C is a diagram indicating the percentage of specific lysis of transferred cells loaded with various viral peptides by CD8⁺ T-cells specific for the viral peptides;

[0154] FIG. 4 is a Whisker blot indicating the percentage of adaptively transferred T cells in different mouse strains being infected with different virus mutants;

[0155] FIGS. 5A and 5B are diagrams indicating the challenge virus load in different organs of vaccinated mice;

[0156] FIGS. 6A and 6B are survivorship curves indicating survival of vaccinated mice as a function of time;

[0157] FIG. 7A is an agarose gel showing the result of a PCR detecting viral gene M54 in lungs of infected mice with either wild type or MCMV-ΔM94;

[0158] FIG. 7B is a diagram indicating the result of a quantitative PCR detecting viral gene M54 in lungs of infected mice with either wild type or MCMV-ΔM94;

[0159] FIGS. 7C and D are diagrams indicating the challenge virus load in different organs of vaccinated mice;

[0160] FIG. 8 is a series of microphotographs of cells of different cell-lines infected with and MCMV- Δ m157-rec-egfp- Δ M94.

[0161] FIG. 9A is a schematic overview of a spread-assay

[0162] FIG. 9B is a series of microphotographs

[0163] FIG. 9C is a diagram showing the results of a spread-assay

EXAMPLE 1

Spread Assay

[0164] The spread assay described herein may be used in connection with the characterization of a beta-herpesvirus and a human cytomegalovirus so as to determine whether such virus is spread-deficient.

[0165] Primary fibroblast cell lines MRCS for human CMV and NIH/3T3 for mouse CMV and complementing cell lines TCL94/99-BP and NTM94-7, respectively, are plated and infected at an MOI of about 0.25 for 1 h and then washed twice with D-PBS. Cells are incubated for 6 h and afterwards washed four times with D-PBS. Equal numbers of non-infected cells were stained with 5 μ M CFSE for 8 min and blocked by 2% FCS/D-PBS, then washed twice with 2% FCS/D-PBS and subsequently seeded on top of the unstained but infected cells.

[0166] 48 (mouse CMV) and 72 hours (human CMV) after infection the co-cultures were fixed with 4% Paraformaldehyde (PFA) in D-PBS for 10 min at 37° C. and washed and permeabilized with 0.1% Triton X100 for 10 min. After triple washing, cells were blocked with 3% BSA/D-PBS for 1 h. Immediate early staining was performed by incubating fixed cells with a primary antibody against the immediate early gene product of the CMV, more specifically monoclonal antibody Croma 101 (IgG1 isotype) specific for the immediate-early protein 1 of mouse CMV designated as antibody 6/20/1 in Keil et al. (Keil et al. 1987 J. Virol. 61(2): 526-533.) and monoclonal antibody designated as CH160 in Plachter et al. specific for the human CMV immediate early 1 (Plachter et al. 1993 Virology 193, 642-652), commercially available from Virusys Co.) in 3% BSA/D-PBS. After three D-PBS washes, cells were incubated with an Alexa Fluor 555-coupled secondary antibody directed against the primary antibody Croma 101 in case of MCMV and CH160 in case of human CMV in 3% BSA/D-PBS. Finally, cells were washed three times and imaged by confocal microscopy using an LSM 510 Meta (Zeiss). To determine whether a CMV strain or mutant is spread-deficient cells infected with wild type CMVs are used as positive control. Spread-deficient Virus transmission is determined by counting immediate early- and CFSE-positive cells using the ImageJ Cell Counter plugin (Rasband, W S. ImageJ 2009. Bethesda, Md., USA, U.S. National Institutes of Health. This program is a freely accessible standard at NCBI (<http://rsbweb.nih.gov/ij/>) and accepted as a reference in scientific publications). CFSE stained cells, immediate early-positive cells and cells showing both signals were counted. Virus transmission was determined by calculating the ration between immediate early-positive/CFSE stained cells to immediate-early-negative/CFSE stained cells.

EXAMPLE 2

Assay for Determining Whether a Virus is Endotheliotropic

[0167] The assay described herein is used for determining whether a virus is endotheliotropic.

[0168] As to determine whether a human CMV is endotheliotropic a primary human fibroblast cell line, a complementing cell line which complements the product of the gene in relation to which the HCMV of the invention is deficient, and a human endothelial cell line are plated and infected at an MOI of about 0.1 with HCMV wild type or the virus of the present invention. 24 hours after infection immediate early staining is performed by incubating fixed cells with a monoclonal antibody against immediate early gene product of the beta-herpesvirus of the invention, more specifically CMV IE 1/2 monoclonal Antibody CH160 (Plachter et al. supra), commercially available from Virusys Co. in 3% BSA/D-PBS. After three D-PBS washes, cells are incubated with an Alexa Fluor 555-coupled secondary antibody directed against the monoclonal antibody against human immediate early 1 of HCMV in 3% BSA/D-PBS. Finally cells are washed three times and imaged by UV microscopy. Cells infected with wild type HCMV are used as positive control and counted immediate early 1- and CFSE-positive cells using the ImageJ Cell Counter plugin (Rasband supra).

[0169] As to determine whether a mouse CMV is endotheliotropic a primary mouse fibroblast cell line, a complementing cell line which complements the product of the gene in relation to which the MCMV of the invention is deficient, and a mouse endothelial cell line are plated and infected at an MOI of about 0.1 with MCMV wild type or the virus of the present invention. 24 hours after infection immediate early staining is performed by incubating fixed cells with a monoclonal antibody against immediate early gene product of the beta-herpesvirus of the invention, more specifically Croma 101 designated as antibody 6/20/1 in Keil et al. (Keil et al., supra) in 3% BSA/D-PBS. After three D-PBS washes, cells are incubated with an Alexa Fluor 555-coupled secondary antibody directed against the mouse monoclonal antibody against immediate early 1 of mouse CMV in 3% BSA/D-PBS. Finally cells are washed three times and imaged by UV microscopy. Cells infected with wild type mouse CMV are used as positive control and counted immediate early 1 positive cells using the ImageJ Cell Counter plugin (Rasband supra).

EXAMPLE 3

Materials and Methods

[0170] Cells and Mice

[0171] The fibroblast cell line NIH/3T3 and BALB/c derived murine embryonic fibroblasts (MEF) were cultured as described in Cicin-Sain et al., (Cicin-Sain et al. 2005 J Virol 79:9492-9502.). C57BL/6 (B6) mice, B6.SJL-Ptpr^c (Ptpr^c) mice and 129.IFN α β R^{-/-} mice were purchased from Elevage Janvier (Le Genest Saint Isle, France), Jackson Laboratories (Bar Harbor, Me., USA) and B&K Universal Limited (Grimston, England), respectively. 129.IFN α β R^{-/-} mice (Muller et al. 1994 Science 264:1918-1921.) were backcrossed on the B6 background (B6.IFN α β R^{-/-}). T cell receptor transgenic mice OT-I (Hogquist et al. 1994 Cell 76:17-27.) and OT-II (Barnden et al. 1998 Immunol Cell Biol 76:34-40.) were backcrossed to Ptpr^c (CD45.1) or Thy1.1 (CD90.1) congenic mice, respectively. Alb-cre (Postic et al. 1999 J Biol Chem 274:305-315.) and Tie2-cre (Constien et al. 2001 Genesis 30:36-44.) were maintained on the B6 background. Mice were kept under specified pathogen free conditions. Animal experiments were approved by the responsible office of the

state of Bavaria (approval no. 55.2-1-54-2531-111-07) or by the Ethics Committee at the University of Rijeka.

[0172] Generation of the Trans-Complementing Cell Line NT/M94-7

[0173] The conditional trans-complementing cell line NT/M94-7 was generated according to (Lotzerich et al. supra). Briefly, the M94 ORF was amplified from pSM3fr (Sacher et al. 2008 Cell Host Microbe 3:263-272.) using primers HAM94for (SEQ.ID.No.1) and M94rev (SEQ.ID.No.2) thereby introducing an HA tag at the N-terminus. The PCR product was digested with BamHI and XbaI and inserted into the BamHI- and NheI-cleaved pTRE2Hyg vector (BD Biosciences Clontech, Heidelberg, Germany), resulting in pTRE-HAM94 (SEQ.ID.NO:22) putting HAM94 expression, the HAM94 protein is depicted in SEQ.ID.NO:31, under the control of the tetracycline (tet) inducible promoter. Stable NIH/3T3 transfectants harboring pTRE-HAM94 were selected with 50 µg/ml Hygromycin B. The deletion virus MCMV-ΔM94 was reconstituted by transfecting different NT/M94 cell clones with the respective BAC. The most productively infected trans-complementing cell line NT/M94-7 was subcloned using limiting dilution. The trans-complementing cell line was deposited under the Budapest Treaty with the DSZM, Germany on May 5, 2010.

[0174] Generation of Recombinant Viruses

[0175] Recombinant mouse CMV (MCMV) mutants were derived from the MCMV bacterial artificial chromosome (BAC) clone pSM3fr, originated from Smith strain (Messlerle et al. 1997 Proc Natl Acad Sci USA 94:14759-14763.). Nucleotide positions are given according to Rawlinson et al. (Rawlinson et al. supra). The 1.4 kilo base pair (bp) SmaI fragment of pCP15 carrying the FRT flanked kanamycin resistance gene (Kan^r) was introduced into the BssHII site of pCR3 (Invitrogen, Basel, Switzerland) resulting in pCR3-FRT-Kan^r-FRT. A fragment containing an ATG start codon and a loxP site was generated by annealing the oligonucleotides ATGlox1 (SEQ.ID.No.3) and ATGlox2 (SEQ.ID.No.4). This fragment was inserted into the EcoRI and XhoI site positioned between the major immediate early promoter of HCMV (IEP) and the polyA signal of the bovine growth hormone of pCR3-FRT-Kan^r-FRT to obtain pCR3-FRT-Kan^r-FRT-ATG-loxP. The ovalbumin gene (ova) was synthesized as contained in pBSK-OVA (SEQ.ID.NO: 21) introducing GGAA after nt position 9 resulting in a BspEI restriction site for further cloning. Ova was inserted in frame using BspEI and NotI of pCR3-FRT-Kan^r-FRT-ATG-loxP resulting in a full length ova with inserted loxP site after the initial ATG under control of IEP named pCR3-FRT-Kan^r-FRT-ATG-loxP-ova. To obtain a construct with Cre inducible ovalbumin (OVA) expression (SEQ.ID.NO: 24) a floxstop cassette (Sacher et al. supra) was inserted into the EcoRI and BspEI sites of pCR3-ATG-loxP-ova resulting in pCR3-ATG-flox-stop-ova. Using these constructs as templates and oligonucleotides 5'-Δm157-pCR3-FRT-Kan^r-FRT (SEQ.ID.No.5) (nt position 216243 to 216290) and 3'-Δm157-flox-egfp (SEQ.ID.No.6) (nt position 216885 to 216930) as primers a linear DNA fragment containing the IEP-ova cassette, the FRT flanked Kan^r, and the viral homology sequences to the MCMV genome target site m157 was generated. In a similar procedure the firefly luciferase gene (luc) was cloned under control of the IEP into pCP 15 carrying the FRT flanked Kan^r. These fragments were introduced into m157 of pSM3fr as described (Sacher et al. supra) resulting in pSM3fr-Δm157-ova, pSM3fr-Δm157-flox-ova and pSM3fr-Δm157-luc. For exci-

sion of the FRT flanked Kan^r FLP recombinase was transiently expressed from plasmid pCP20.

[0176] Generation of Spread-Deficient Virus Mutants

[0177] As shown in FIG. 1 in *E. coli* the BAC pSM3fr-ΔM94 was generated by insertion of the tTA transactivator cassette into pSM3fr thereby deleting M94. The trans-complementing cell line NT/M94-7 expresses pM94 under control of the Tet inducible promoter. Upon transfection with pSM3fr-ΔM94 expression of tTA by the viral genome induces expression of pM94 by the cell leading to the production of trans-complemented MCMV-ΔM94. This virus is able to infect non complementing first target cells. Due to the lack of the essential gene M94 the release of infectious virus particles is impossible although immediate early (IE), early (E) and late (L) viral gene expression as well as DNA replication (DNA rep) occur.

[0178] For generation of the recombinant MCMV lacking the M94 sequence the parental MCMV BACs pSM3fr (MCMV-wt), pSM3fr-Δm157-ova (MCMV-ova) and pSM3fr-Δm157-rec-egfp (MCMV-Δm157-rec-egfp) (Sacher et al. supra) were applied to a second mutagenesis step. Therefore, the plasmid pO6-tTA-mFRT-Kan^r-mFRT was obtained by insertion of the Kan^r, on both sides flanked by mutant 34 bp FRT sites from pO6ie-F5 into pO6-tTA (Lotzerich et al. supra) to express the tTA transactivation gene under control of the IEP necessary for trans-complementation of pM94 (SEQ.ID:NO: 30). A linear DNA fragment containing the tTA cassette, the Kan^r and viral homology sequences to the MCMV genome target site (MCMV upstream-homology: nt position 136189 to 136234 and MCMV downstream-homology: nt position 137256 to 137309) was generated using primer 5' ΔM94-pO6-tTA (SEQ.ID.No.7), primer 31-ΔM94-pO6-tTA (SEQ.ID.No.8) and plasmid pO6-ITA-mFRT-Kan^r-mFRT as template. This PCR fragment was inserted into the different parental pSM3fr clones, hereby deleting the M94 gene. Since ORFs of M94 and M93 are overlapping 47 bp of homology had to be left at the 5'-end of M94 to keep the M93 ORF intact and 17 bp homology are still present at the former 3'-end of M94. Again FLP recombinase was expressed for excision of the Kan^r. Construction of pSM3fr-ΔM94, pSM3fr-ova-ΔM94, pSM3fr-flox-ova-ΔM94 and pSM3fr-Δm157-rec-egfp-ΔM94 was confirmed by restriction digest analysis and sequencing.

[0179] Viruses were reconstituted from BAC DNA, propagated on NT/M94-7 complementing cells and purified on a sucrose cushion as previously described (Sacher et al. supra). For analysis of virus replication supernatants from infected cells were taken every 24 h. Quantification of infectious virus was done using TCID₅₀ (median tissue culture infectious dose) method on NIH/3T3 or complementing NT/M94-7 cells. For the determination of virus replication in vivo virus load was determined by standard plaque assay as plaque forming units (PFU) per gram organ as described (Sacher et al. supra). Spread-deficiency of each virus stock of M94 deficient mutants (MCMV-ΔM94, MCMV-ova-ΔM94, MCMV-flox-ova-ΔM94 and MCMV-Δm157-rec-egfp-ΔM94) was confirmed by the absence of plaque formation after infection of non-complementing MEF, although CPE of individually infected cells was detectable. The *E. coli* containing the pSM3fr-ΔM94 BAC of the spread-deficient MCMV-ΔM94 was deposited under the Budapest Treaty with the DSZM on Apr. 28, 2010 as DSM 23561.

[0180] UV Inactivation of Virus

[0181] For in vivo application, a fraction of the MCMV-wt virus preparation used for immunization was inactivated by exposure to 1.5 kJ/cm² UV light at a distance of 5 cm in a UV-crosslinker (Stratagene, Amsterdam, Netherlands) at 4° C. Viral infectivity was decreased by factor 2.4×10⁷. The same treatment was sufficient to abolish viral gene expression when MCMV-Δm157-rec-egfp was subjected to different doses (0.5, 1.0 and 1.5 kJ/cm²) of UV light and subsequently titrated on MEF. After 4 days post infection (p.i.) EGFP expression was monitored in single infected cells if virus was irradiated with low dose (0.5 kJ/cm²) of UV and no EGFP expression was seen after strong irradiation (1.5 kJ/cm²). Untreated MCMV-Δm157-rec-egfp formed EGFP⁺ plaques.

[0182] Immunization and Challenge of Mice

[0183] 8 to 10 weeks old female B6 mice were immunized by intraperitoneal (i.p.) or subcutaneous (s.c.) injection of either MCMV-wt or mutant MCMV. Each mouse received 100 μl of virus suspension s.c. or 300 μl i.p. C57BL/6 mice were immunized with 1×10⁵ TCID₅₀ MCMV-wt or MCMV-deltaM94, 129.IFNαβR^{-/-} with 2.5×10⁵ TCID₅₀ of MCMV-deltaM94 or UV irradiated MCMV-wt, and B6.IFNαβR^{-/-} with 3×10⁵ TCID₅₀ of MCMV-ΔM94 or MCMV-wt. Mock treated mice received same volumes of PBS. To boost mice, this procedure was repeated 14 days p.i. Sera collected from mice 12 weeks p.i. were used to determine amounts of virus specific antibodies by virus neutralization assay, as described below.

[0184] 28 days or 20 weeks post priming, mice were challenged by intravenous (i.v.) injection of 10⁶ PFU of tissue culture derived MCMV-wt. Five days post challenge lungs, liver and spleen were collected under sterile conditions and stored at -80° C. Organ homogenates were analyzed for infectious virus load by standard plaque assay on MEF cells. Salivary glands derived MCMV (sgMCMV-wt) was generated as a homogenate of salivary glands from mice infected with tissue culture derived MCMV-wt as described in Trgovcich et al. (Trgovcich et al. 2000 Arch Virol 145:2601-2618). The isolated sgMCMV-wt is more virulent compared to tissue culture derived MCMV-wt (Pilgrim et al. 2007 Exp Mol. Pathol. 82:269-279). Vaccinated B6.IFNαβR^{-/-} mice were challenged with 2×10⁵ PFU sgMCMV-wt and 129.IFNαβR^{-/-} mice were challenged with 2.5×10⁵ TCID₅₀ tissue culture derived MCMV-wt.

[0185] Virus Neutralization Assay

[0186] Heat inactivated serum (56° C., 30 min) from 5 immunized mice 12 weeks p.i. were pooled and serially diluted 1:2 in DMEM containing a final concentration of 10% guinea-pig complement. Each dilution was mixed with 50 PFU of MCMV-luc and incubated for 90 min at 37° C. and subsequently added to NIH/3T3 cells in a 96 well format. After 1 h at 37° C. the virus inoculum was removed and NIH/3T3 medium added. The cultures were incubated for 24 h and luciferase activity was determined in cell extracts using the luciferase assay (Promega, Mannheim, Germany) in a luminometer (Berthold, Bad Wildbad, Germany) according to the supplier's and manufacturer's instructions, respectively.

[0187] In Vivo Cytotoxicity Assay

[0188] To evaluate CD8⁺ T cell effector function in vivo, splenocytes of congenic CD45.1⁺ Ptp^c mice were incubated with 2 μM of the indicated peptide and stained with 2 μM, 0.7 μM, or 0.1 μM carboxyfluorescein succinimidyl ester (CFSE) and PKH26 Red Fluorescent Cell Linker Mini Kit according

to the manufacturer's instructions (Sigma-Aldrich). At day 6 p.i., labeled CD45.1⁺ cells were transferred into B6 (CD45.2⁺) recipients. After 16 h spleens of recipient mice were removed and flow cytometrical analysis of the target cells was performed. Specific cytotoxicity of target cells was calculated using the equation: % spec lysis=(1-ratio unprimed/ratio primed)*100; ratio=(% CFSE low/% CFSE high) (Lauterbach et al. 2005 J Gen Virol 86:2401-2410.). The OVA derived class I peptide (SEQ.ID.NO.9) and MCMV specific peptides derived from m139 (SEQ.ID.No.10), ie3 (SEQ.ID.No.11), M57 (SEQ.ID.No.12) and M45 (SEQ.ID.No.13) (Snyder et al. 2008 supra) were purchased from Metabion, Germany and were dissolved and stored according to manufacturer's device.

[0189] Adoptive Transfer and Flow Cytometrical Analysis

[0190] OVA specific CD8⁺ T cells were isolated from spleen and cervical, axillary, brachial and inguinal lymph nodes of OT-I TCR transgenic mice backcrossed to congenic CD45.1⁺ mice. OT-I cells were purified by negative selection via the CD8α⁺ T Cell Isolation Kit (Miltenyi Biotec, Bergisch Gladbach, Germany). 3×10⁵ transgenic T cells were injected i.v. into recipient B6 mice one day prior to i.p. infection with 10⁵ TCID₅₀ MCMV. To follow expansion of the transferred OT-I T cells 100 μl blood was taken 3, 6 and 8 days p.i., erythrocytes were lysed (PharmLyse, BD Biosciences, Heidelberg, Germany) and remaining cells were incubated with PE-TexasRed coupled α-CD8α (5H10; Caltag, Sacramento, Calif., USA) and PE coupled α-CD45.1 antibodies (A20; BD Biosciences Pharmingen). Flow cytometrical acquisition was performed using an Epics XL-MCL (Beckman-Coulter) and data were analyzed using FlowJo software (Tristar, Ashland, Oreg., USA).

[0191] OVA specific CD4⁺ T cells were isolated from spleen and cervical, axillary, brachial and inguinal lymph nodes of OT-II TCR transgenic mice backcrossed to congenic CD90.1⁺ mice. After lysis of erythrocytes 3×10⁵ transgenic T cells were injected i.v. into recipient mice one day prior to infection with 10⁵ TCID₅₀ MCMV. Spleens were removed and splenocytes were incubated with Fc block (2.4G2; BD Biosciences) and subsequently stained with PE conjugated α-CD90.1 (HIS51; eBioscience) and PE-Cy5.5 coupled α-CD4 (RM 4-5; eBioscience). Flow cytometrical acquisition was performed using a FACS Calibur (BD Biosciences) and data were analyzed using FlowJo software.

[0192] Quantification of Viral Genomes in Organ Homogenates

[0193] Lungs were removed from mice twelve month after infection. Organs were homogenized and DNA was extracted using the DNeasy Blood & Tissue Kit from Qiagen (Hilden, Germany). Elution was done with 100 μl of the supplied elution buffer and genomic DNA concentration of each sample was quantified in duplicates using a NanoDrop ND-1000 UV-Vis Spectrophotometer. To quantify the viral DNA a quantitative realtime PCR specific for the MCMV M54 gene (Cicin-Sain et al. 2005 supra) was performed using a specific Taqman-Probe (SEQ.ID.No.14) and the Taqman 1000 RXN PCR Core Reagents kit on an ABI PRISM 7700 Sequence Detector (Applied Biosystems, Carlsbad, Calif., USA). To calculate the viral genome copy number, a standard curve of the BAC plasmid pSM3fr containing the M54 gene was included.

[0194] Statistical Analysis

[0195] Statistical analyses were done using GraphPad Prism 4 (GraphPad Software La Jolla, Calif., USA). For in vitro growth comparison of viruses, neutralizing antibody

assay, realtime PCR and T cell proliferation the mean was calculated with standard deviation (SD). In all figures depicting virus load in organs and in vivo cytotoxicity, the median is given. Comparison of the neutralizing antibody response in mice vaccinated with MCMV-wt or MCMV- Δ M94 was performed with the two-way ANOVA test. Comparison of percentage of T cell proliferation and quantification of virus in organs or viral genomes was done with the two-tailed Wilcoxon rank sum test using website <http://elegans.swmed.edu/~leon/stats/utest.cgi>. Asterisks denote statistical differences (*, $P < 0.05$; **, $P < 0.01$; ***, $P < 0.001$).

EXAMPLE 4

MCMV- Δ M94 is Spread-Deficient

[0196] The HCMV virion protein pUL94 is essential for virus replication (Dunn et al. supra) and is expressed with late kinetics (Wing et al. supra). It has been found that pM94, the MCMV homolog, is also essential and plays a crucial role in a post nuclear step of virus maturation. In order to trans-complement the essential M94 gene product and reconstitute an M94 deletion mutant the NIH/3T3 derived complementing cell line NT/M94-7 harbouring the M94 gene under control of the TRE promoter was generated. The TRE promoter is only active in the presence of the Tet trans-activator (tTA). To provide the tTA for trans-complementation of pM94 the tTA expression cassette was introduced into pSM3fr (Messerle et al. supra) disrupting M94 generating pSM3fr- Δ M94. MCMV- Δ M94 virus was reconstituted by transfecting NT/M94-7 cells (FIG. 1). Next, multistep growth analysis infecting NT/M94-7 cells as well as parental NIH/3T3 fibroblasts with MCMV- Δ M94 or MCMV-wt were performed.

[0197] The results of this Example are shown in FIG. 2. In FIG. 2A Parental NIH/3T3 (circles) and NT/M94-7 fibroblasts (boxes) were infected at 0.1 TCID₅₀/cell with MCMV-wt (wt; closed symbol) or MCMV- Δ M94 (Δ M94; open symbol). At indicated days, infectious virus in the supernatant was quantified on NT/M94-7 cells by TCID₅₀ endpoint titration. Shown is the mean \pm SD of titrated duplicates. At day 5 p.i. supernatants were additionally titrated on MEF. No PFU was found within 1 ml supernatant of MCMV- Δ M94 infected NT/M94-7. p.i.=post infection; DL=detection limit.

[0198] As shown in FIG. 2B Parental NIH/3T3 (lower panel) and NT/M94-7 (upper panel) fibroblasts were infected with MCMV- Δ m157-rec-egfp- Δ M94. At indicated time points EGFP expressing cells were monitored. hpi=hours post infection.

[0199] As shown in FIG. 2C 129.IFN α β R^{-/-} mice (n=15 for MCMV- Δ M94, open symbols; n=8 for MCMV-wt, closed symbols) were infected with 2.5×10^5 TCID₅₀ i.p. and survival was followed for 30 days p.i.

[0200] While MCMV- Δ M94 replicated to MCMV-wt-like titers on NT/M94-7 cells, no infectious virus was detectable in the supernatant of NIH/3T3 cells (FIG. 2A). As the defect of MCMV- Δ M94 to release infectious virus particles into the supernatant does not exclude cell-associated virus spread, a Δ M94 mutant expressing the enhanced green fluorescent protein EGFP (MCMV- Δ m157-rec-egfp- Δ M94) was constructed. While MCMV- Δ m157-rec-egfp- Δ M94 spread with kinetics comparable to MCMV-wt on NT/M94-7 cells, MCMV- Δ m157-rec-egfp- Δ M94 remained strictly confined to the first infected NIH/3T3 cells (FIG. 2B). This result was confirmed also in endothelial cells (FIG. 8). In summary, M94 is essential and deletion abrogates virus release and cell-to-

cell spread. In addition, MCMV- Δ M94 can be efficiently produced by trans-complementation.

[0201] Complementing NT/M94-7, parental NIH/3T3 fibroblasts and myocardium-derived endothelial cells MHEC5-T were infected with 0.1 TCID₅₀/cell MCMV- Δ M94- Δ m157-rec-egfp (MCMV- Δ M94) or MCMV- Δ m157-rec-egfp (wt). At indicated time points EGFP expressing cells were monitored. Scale bar represents 100 μ m.

EXAMPLE 5

MCMV- Δ M94 does not Revert to Replication Competent Virus

[0202] A major safety concern is reversion of vaccine strains to replication competent viruses during preparation (Roizman et al. 1982 Dev Biol Stand. 52:287-304) or in the vaccinated patient (Iyer et al. 2009 Ann. Emerg. Med. 53:792-795). To exclude acquisition of the M94 gene through recombination via homologous sequences between MCMV- Δ M94 and the complementing cell line homologies were carefully avoided during virus construction. Replication competent virus indicative of recombination between the deletion virus and the M94 gene expressed by NT/M94-7 was never observed. In order to investigate the safety of MCMV- Δ M94 for vaccination studies in a highly susceptible mouse strain, 129.IFN α β R^{-/-} mice were infected with MCMV-wt or MCMV- Δ M94. While all IFN α β R^{-/-} mice died within 14 days upon infection with MCMV-wt, after infection with MCMV- Δ M94 all mice survived with no or only minimal weight loss (FIG. 2C). In conclusion, MCMV- Δ M94 could be safely produced and even immune deficient mice tolerated MCMV- Δ M94 infection.

EXAMPLE 6

MCMV- Δ M94 Induces Neutralizing Antibody and T Cell Responses

[0203] Poor induction of neutralizing antibodies that prevent viral entry is a problem in HCMV infection (Landini et al. 1991 Comp Immunol Microbiol Infect Dis 14:97-105). Therefore, the neutralizing antibody response to MCMV-wt and MCMV- Δ M94 was compared 12 weeks post immunization. Serial dilutions of sera were mixed with a luciferase expressing MCMV (MCMV-luc) prior to infection of NIH/3T3. The reduction of the luciferase signal reflected the neutralizing capacity of the antisera. Immunization with MCMV- Δ M94 induced a slightly lower amount of neutralizing antibodies than with MCMV-wt (FIG. 3A, $p < 0.05$) whereas immunization with UV irradiated MCMV-wt abolished the induction of neutralizing antibodies confirming published observations (Gill et al. supra).

[0204] The results of this example are shown in FIG. 3. In FIG. 3A B6 mice were immunized i.p. with 10^5 TCID₅₀ MCMV-wt (wt; closed circles), MCMV- Δ M94 (Δ M94; open circles) or mock infected (PBS; gray squares). Blood was collected 12 weeks p.i. and virus neutralizing capacity of the serum was determined using MCMV-luc. Neutralizing antibody levels of MCMV- Δ M94 immunized mice were significantly lower than antibody levels of MCMV-wt immunized mice using two-way ANOVA testing ($P = 0.04$). Values represent the mean \pm SD of measured serum pools. RLU=Relative Luciferase Units, BG=background.

[0205] In FIG. 3B after adoptive transfer of 3×10^5 T-I CD8⁺ T cells (upper panel), B6 mice (n=5) were infected i.p.

with 10^5 TCID₅₀ MCMV-ova (wt-ova; closed bars), MCMV-ova-ΔM94 (ΔM94-ova; open bars) or PBS (gray bars). At day 3, 6 and 8 p.i. flow cytometrical analysis was performed on blood for the congenic marker CD45.1 and CD8. After adoptive transfer of 3×10^{50} T-II CD4⁺ T cells (lower panel), B6 mice (n=5) were infected i.p. as above. At day 3, 6 and 8 p.i. flow cytometrical analysis was done on splenocytes for CD90.1 and CD4. Each bar represents the mean±SD of the indicated group; (**, P<0.01).

[0206] In FIG. 3C B6 mice (n=5) were infected i.p. with 10^5 TCID₅₀ MCMV-wt (wt; closed symbols), MCMV-ΔM94 (ΔM94; open symbols) or UV irradiated MCMV-wt (wt UV; gray symbols). At day 6 p.i. in vivo cytotoxicity assay was performed using splenocytes labeled with carboxyfluorescein succinimidyl ester (CFSE) and the indicated viral peptides. Symbols represent the specific lysis activity against the indicated peptide in individual animals. The cross bar indicates the median of the analyzed group. The right panel shows an exemplary set of flow cytometric data.

[0207] Both CD4⁺ and CD8⁺ T cells play important roles in host defense against CMV. Antiviral CD8⁺ T cells are effective in controlling MCMV during acute infection and mediate protection after immunization (Reddehase et al. supra). In addition, CD4⁺ T helper cells are required for virus clearance in salivary glands (Jonjic et al. 1989 J Exp Med 169:1199-1212). In order to compare the level of CD4⁺ and CD8⁺ T cell responses induced by MCMV-wt and MCMV-ΔM94, OVA as a model antigen was chosen to be expressed by the vaccine. B6 mice were infected with MCMV-ova and MCMV-ova-ΔM94 one day after adoptive transfer of OVA specific CD4⁺ or CD8⁺ T cells. For MCMV-ova the expansion of OVA specific CD4⁺ and CD8⁺ T cells peaked at day 6 p.i., concordant with published data (Karrer et al, 2004 J Virol 78:2255-2264). Remarkably, MCMV-ova-ΔM94 also stimulated the proliferative response of OVA specific CD8⁺ and CD4⁺ (FIG. 3B) T cells to a degree comparable to the spread competent MCMV-ova. The amount of CD8⁺ T cells was even slightly higher than with MCMV-wt (P<0.01).

[0208] This observation was to be confirmed for native MCMV antigens. B6 mice were infected with MCMV-ΔM94 or MCMV-wt. At six days p.i., target cells loaded with viral peptides derived from either m139, ie3, M57, or M45 (Snyder et al. 2008 supra) were injected and their cytolysis in vivo was analyzed (FIG. 3C). The cytolytic CD8⁺ T cell response induced by MCMV-ΔM94 turned out to be comparable to MCMV-wt. In contrast, B6 mice injected with UV irradiated MCMV generated no or only poor lysis of targets. UV inactivation of MCMV-ΔM94 or MCMV-wt also abolished OVA specific T cell expansion and the virus neutralizing capacity of sera. Thus, viral gene expression appeared to be crucial for the induction of the adaptive immune response. Altogether, spread-deficient MCMV induced an immune response comparable to MCMV-wt.

EXAMPLE 7

Role of Viral Target Cell Types in CD8⁺ T Cell Activation

[0209] The strong adaptive immune response against MCMV-ΔM94 was surprising, since MCMV-ΔM94 gene expression is limited to the first target cells. Induction of a specific T cell response is dependent on antigen presentation by infected cells and by professional antigen presenting cells (Villadangos et al. 2008 Immunity. 29:352-361). In order to

assess the contribution of infection of different cell types in the generation of an efficient CD8⁺ T cell response the replication deficient MCMV was combined with conditional activation of a marker gene (Sacher et al. supra). MCMV-flox-ova-ΔM94 was constructed which expresses OVA only after Cre-mediated recombination.

[0210] One day prior to i.p. injection of 10^5 TCID₅₀ of MCMV-flox-ova-ΔM94 (ΔM94-flox-ova), MCMV-ova-ΔM94 (ΔM94-ova), MCMV-wt (wt) or PBS 3×10^5 congenic OT-I CD8⁺ T-cells were transferred i.v. into B6, Alb-cre and Tie2-cre mice. At day 6 p.i. a flow cytometrical analysis was performed on PBL for the congenic marker CD45.1 and CD8. Boxes represent the ratio of OT-I cells per CD8⁺ cells as a pool of 3 independent experiments and extend from the 25 to the 75 percentile. The lines indicate the median. Whiskers extend to show the extreme values. The P-values were obtained applying a two-tailed Wilcoxon rank sum test, (**, P<0.01; ***, P<0.001). The results are shown in FIG. 4

[0211] Endothelial cells (EC) and hepatocytes (Hc) are among the first target cells infected by MCMV in vivo (Sacher et al. supra). Whether these cell types contribute to CD8⁺ T cell activation was addressed by infecting mice that express Cre recombinase selectively in vascular EC (Tie2-cre) or Hc (Alb-cre). One day after adoptive transfer of OVA specific CD8⁺ T cells mice were infected with 10^5 TCID₅₀ of spread-deficient MCMV-flox-ova-ΔM94. Hc are the main producers of infectious virus during the first few days of infection and are highly effective in activating a conditional marker gene by Cre recombinase (Sacher et al. supra). Yet, selective induction of OVA expression in MCMV infected Hc resulted in only weak proliferation of OVA specific CD8⁺ T cells (FIG. 4). In contrast, a significantly (P<0.001) higher proliferative response of OVA specific CD8⁺ T cells was observed upon OVA expression in EC. Therefore, infection of EC make a stronger contribution to the induction of an antiviral CD8⁺ T cell response than infection of Hc. As infection of C57BL/6 mice with MCMV-ΔM94-ova that leads to expression of OVA in all infected cells induces a higher proportion of OVA specific CD8⁺ T cells than expression selectively in EC (Tie2-cre mice infected with MCMV-ΔM94-flox-ova; P<0.01) additional cell types seem to be involved in antigen expression and T cell stimulation. In addition, the significant different T cell responses after cell type specific recombination in vivo prove that MCMV-ΔM94 is unable to spread from cell to cell.

[0212] The experimental details in connection with this example were, in addition to the ones outlined in Example 3, as follow and the results of this example are depicted in FIG. 5.

[0213] B6 mice (n=5) were immunized (1^{st}) s.c. or i.p. with 10^5 TCID₅₀ MCMV-wt (wt; closed symbols), MCMV-ΔM94 (ΔM94; open symbols), Δm01-17+m144-158-MCMV (AA; gray symbols) or PBS (light gray symbols). Virus preparations were UV irradiated before immunization (UV) as indicated. Optionally, mice were boosted (2^{nd}) two weeks later with the same dose, route and virus. Challenge infection was applied i.v. 20 (A) or four weeks (B) post prime with 10^6 PFU MCMV-wt. Five day post challenge plaque assay was performed. Horizontal bars show the median of each group. Each symbol represents one individual mouse. DL=detection limit.

EXAMPLE 8

MCMV-ΔM94 Protects Against Challenge with MCMV-wt

[0214] In order to test protection of MCMV-ΔM94 against lethal challenge, B6 mice were infected with either spread-

deficient MCMV- Δ M94, the attenuated strain Δ m01-17+m144-158-MCMV (Cicin-Sain et al. 2007 J Virol 81:13825-13834) or MCMV-wt. A boost infection was applied 4 weeks later with the same dose. 20 weeks after priming mice were challenged i.v. with 10^6 TCID₅₀ tissue culture derived MCMV-wt. Most remarkably, already a singular immunization dose of MCMV- Δ M94 was already sufficient to strongly suppress MCMV-wt replication by 10,000 fold in lungs, 1,000 fold in liver and at least 100 fold in spleen, whereas non-immunized controls had high virus loads in all organs tested (all $P < 0.01$; FIG. 5A). Overall, the protection mediated by MCMV- Δ M94 vaccination was comparable to MCMV-wt or Δ m01-17+m144-158-MCMV vaccination (all $P > 0.05$). Due to the strong protection achieved already after one administration, a boosting effect could not be detected. However, there was weak protective effect after a singular dose when UV inactivated MCMV-wt or UV inactivated MCMV- Δ M94 virus was administered. Only after a boost with UV inactivated viruses the effect was slightly improved but still remained lower than that of a singular dose of MCMV- Δ M94 ($P < 0.05$).

[0215] It was asked, whether the strong protection after singular administration of MCMV- Δ M94 could also be realized in a short-term vaccination protocol. In addition, the influence of two different application routes was tested. B6 mice were injected either i.p. or s.c. followed by challenge infection with MCMV-wt only 4 weeks later. Here, vaccination with MCMV- Δ M94 resulted in about 100 fold reduction of challenge virus load in liver ($P < 0.05$), lungs ($P < 0.01$) and spleen ($P < 0.01$; FIG. 5B) comparable to immunization with Δ m01-17+m144-158-MCMV. MCMV-wt vaccination resulted in reduction of challenge virus load by 1,000 fold ($P < 0.01$). Generally, there was no significant difference between the i.p. or s.c. vaccination route although s.c. injection appeared to induce slightly better protection in spleen ($P > 0.05$) FIG. 5B) and hearts.

[0216] Summarized, vaccination with the spread-deficient MCMV- Δ M94 was able to efficiently protect immunocompetent mice against challenge with MCMV-wt after vaccination with a singular dose. Remarkably, vaccination with MCMV- Δ M94 was as efficient as vaccination with MCMV-wt concerning long-term vaccination, whereas the use of UV inactivated virus could not compete even after a second application.

EXAMPLE 9

Protection of Severely Immune Compromised Recipients

[0217] Type I interferons are key cytokines in the immune response against CMV and deletion of their receptor results in a mouse (IFN α β R^{-/-}) that is severely immunocompromised and at least 1,000-fold more susceptible to MCMV infection than the parental mouse strain (Presti et al. 1998 J Exp Med 188:577-588). Since spread-deficient MCMV- Δ M94 was proven to be well tolerated by IFN α β R^{-/-} mice (FIG. 2C), it was tested whether MCMV- Δ M94 could even protect IFN α β R^{-/-} mice against lethal MCMV-wt challenge (see FIG. 6A). B6.IFN α β R^{-/-} mice were immunized with MCMV- Δ M94 or a sublethal dose of MCMV-wt. Both groups survived and mice immunized with MCMV- Δ M94 showed no significant weight loss, whereas MCMV-wt infected mice lost approximately 15% of their body weight. Four weeks later, mice were challenged by infection with a lethal dose of

more virulent salivary glands derived MCMV (as described in Example 3). Most strikingly, the vaccination with both, MCMV- Δ M94 as well as MCMV-wt was protective and all animals survived (FIG. 6A).

[0218] The results of this Example are shown in FIG. 6.

[0219] In FIG. 6A B6.IFN α β R^{-/-} (n=6) mice were immunized i.p. with 3×10^5 TCID₅₀ MCMV-wt (wt; black circles) or MCMV- Δ M94 (Δ M94; open circles). Control groups of B6.IFN α β R^{-/-} (gray circles) or B6 (gray triangles) were treated with PBS. Four weeks later challenge infection was performed by i.p. injection of 2×10^5 PFU salivary glands derived MCMV (sgMCMV-wt) mice and survival was monitored.

[0220] In FIG. 6B 129.IFN α β R^{-/-} mice 4 weeks previously immunized with 2.5×10^5 TCID₅₀ of MCMV- Δ M94 (Δ M94; open circles, n=8), or UV irradiated MCMV-wt (wt UV; closed triangles down, n=8) were challenged with a lethal dose of MCMV-wt (see FIG. 2C) and survival was monitored. A 10 fold higher dose of MCMV-wt was applied to mice immunized with MCMV- Δ M94 (n=7) (open triangles).

[0221] B6 mice profit from an Ly49H-dependant activation of natural killer cells resulting in a strong innate immune response stimulated by the MCMV protein encoded by m157 (Sun et al. 2008. J. Exp. Med. 205:1819-1828.). 129.IFN α β R^{-/-} mice do not express Ly49H and are even more susceptible to MCMV infection than B6.IFN α β R^{-/-} mice. 129.IFN α β R^{-/-} mice were vaccinated with MCMV- Δ M94 and challenged 4 weeks later with a dose of 2.5×10^5 TCID₅₀ tissue culture derived MCMV-wt (FIG. 6B). In line with the earlier data (Cicin-Sain et al. 2007 supra), vaccination with UV inactivated virus mediated only partial protection and could delay death for a short period. MCMV- Δ M94 vaccinated mice survived the lethal challenge even with a dose of 2.5×10^6 TCID₅₀. In summary, vaccination with MCMV- Δ M94 is able to protect even highly susceptible immune compromised mice against lethal MCMV challenge.

EXAMPLE 10

Maintenance of the MCMV- Δ M94 Genome In Vivo

[0222] One argument against the application of attenuated life vaccines is their ability to establish a latent infection that bears the risk of reactivation (Iyer et al. supra). On the other hand non-productive reactivation episodes might result in endogenous boosts of the antiviral immune response (Snyder et al. 2008 Immunity 29:650-659). Thus, it was intriguing to test whether MCMV- Δ M94 genome is maintained in vaccinated hosts. Quantitative PCR analysis on total DNA extracted from lungs, a key manifestation site of CMV disease (Balthesen et al. 1993 J Virol 67:5360-5366), was performed. Twelve months p.i. genomes of MCMV- Δ M94 could be detected in all mice tested (FIGS. 7A and B) proving that the genome of MCMV- Δ M94 is maintained. Interestingly, the genome numbers detected in lungs one year after infection with MCMV- Δ M94 and MCMV-wt were not significantly different ($P > 0.05$). This finding proved that at least some of the first target cells are not lost after infection either due to virus-induced cell death or elimination by the immune response. In summary, these data also provide first evidence that virus spread is not necessary for long-term genome maintenance and that first target cells of MCMV- Δ M94 may be able to contribute to a more sustained immune response.

[0223] The results of this example are shown in FIG. 7.

[0224] B6 mice were infected i.p. with 10^5 TCID₅₀ MCMV-wt (wt) (n=5) or MCMV- Δ M94 (Δ M94) (n=6).

Twelve months p.i. total DNA was extracted from lungs. (FIG. 7A) PCR analysis was performed obtaining a specific 246 bp fragment of the polymerase gene M54. As controls DNA from lungs five days after infection with 10^5 TCID₅₀ MCMV-wt (wt acute) (n=5), PBS (1), no template (2) or the BAC plasmid pSM3fr (3) were used. (FIG. 7B) Quantitative realtime PCR analysis was performed and viral M54 gene copies were calculated per μ g genomic DNA. Each symbol represents one individual mouse. Horizontal bars show the median of each group. Genome copy numbers of MCMV-wt (wt) and MCMV- Δ M94 (Δ M94) are not significantly different ($P>0.05$). Both groups are significantly different compared to acutely infected lungs (wt acute) (**, $P<0.01$). MW=molecular weight marker; DL=detection limit. (FIG. 7C and FIG. 7D) B6 mice (n=5) were immunized i.p. with 10^5 TCID₅₀ MCMV-wt (wt; closed symbols), MCMV- Δ M94 (Δ M94; open symbols), Δ m01-17+m144-158-MCMV (AA; gray symbols) or PBS (light gray symbols). Virus preparations were UV-irradiated before immunization (UV) as indicated. Challenge infection was applied i.v. one year post prime with 10^6 PFU MCMV-wt. Plaque assay was performed (FIG. 7C) five days post challenge with lungs and (FIG. 7D) 14 days post challenge with salivary glands (SG). Horizontal bars show the median of each group. Each symbol represents one individual mouse. DL=detection limit.

EXAMPLE 11

Vaccination with MCMV- Δ M94 Prevents Replication of Virus in the Respiratory Tract

[0225] From epidemiological studies it was suggested that saliva is an important route of transmission of HCMV (Pass et al. 1986 N. Engl. J. Med 314:1414-1418.). To test whether the vaccine MCMV- Δ M94 is able to block virus replication in salivary glands and lungs C57BL/6 mice were immunized with MCMV- Δ M94 or control viruses and received twelve months later a challenge infection with 10^6 PFU MCMV-wt i.v. (FIGS. 7C and D). A single application of MCMV- Δ M94 was sufficient to suppress challenge virus replication by more than factor 1,000 in lungs in 4 out of 6 animals (FIG. 7C). Further, no challenge virus could be isolated from salivary glands 14 days after challenge (FIG. 7D). This implies that shedding of virus from the respiratory tract via saliva and therefore horizontal transmission via this route is abrogated by vaccination with spread-deficient MCMV.

EXAMPLE 12

Discussion

[0226] It is reported herein on the vaccination against a beta-herpesvirus using a spread-deficient vaccine. The vaccine induced a strong adaptive immune response comparable to MCMV-wt conferring protection even in highly immune compromised mice. This means that infection of the first target cells is sufficient for successful vaccination.

[0227] An intact immune system usually protects against HCMV disease. Hence, the antigenic capacity of the wild type virus is sufficient for the induction of a protective immune response. The inability of UV inactivated virus to protect efficiently against challenge infection demonstrated the need for viral antigen expression including nonstructural antigens (Cicin-Sain et al. 2007 supra; Gill et al. 2000 J Med

Virol 62:127-139). As a consequence an ideal vaccine should exploit the full immunogenic but avoid the pathogenic potential of the wild type virus.

[0228] The alpha-herpesvirus field has pioneered the use of replication defective viruses as vaccines (Dudek et al. supra). These vaccines were generated by the deletion of genes essential for virus replication and are thus apathogenic (Dudek et al. supra). Now, to construct a spread-deficient beta-herpesvirus vaccine deletion of M94 was chosen for the following reasons. First, M94 is essential for spread of MCMV and inferred from studies of HCMV it should be expressed with late kinetics during virus replication (Scott et al. supra; Wing et al. supra). Second, pM94 does not belong to the group of glycoproteins which comprise major targets for the neutralizing antibody response of HCMV. Third, M94 of MCMV is the homolog of UL94 in human CMV (Wing et al. supra) that in principle allows translation to the human pathogen. Finally, the deletion of UL94 of HCMV might even be of advantage because pUL94 induces autoreactive antibodies that are associated with systemic sclerosis (Lunardi et al. 2000 Nat Med 6:1183-1186). The SSc cross-reactive UL94 peptide is depicted in SEQ.ID:NO: 28. Interestingly, genomes of the spread-deficient MCMV- Δ M94 were detected in lungs after i.p. infection, showing that virus can disseminate either as free particles (Hsu et al. 2009 J Gen Virol 90:33-43) or associated to cells. Monocytes and macrophages were shown to be attracted to the peritoneal cavity after infection and transport the virus in blood (Stoddard et al. 1994 J Virol 68:6243-6253; van der Strate et al. 2003 J Virol 77:11274-11278). These cells could also release virus at distant sites to infect EC or other cell types, a process called trans infection (Halary et al. 2002 Immunity 17:653-664).

[0229] The spread-deficient beta-herpesvirus vaccine presented here, has a strong protective capacity similar to wild type CMV infection. The immune response of the vaccinee controls virus replication in all analysed organs preventing overt CMV-disease. The absence of detectable amounts of infectious virus in salivary glands of long-term vaccinated mice two weeks after challenge implies that also horizontal transmission to other individuals via saliva is abrogated. Because of this it is plausible that such an equivalent vaccine will protect against HCMV-disease, similar to the protective effect of a pre-existing infection. This is supported by the observation that women who were exposed to HCMV were at lower risk to give birth to children with symptomatic disease compared to non-infected women (Fowler et al. 2003 JAMA 289:1008-1011.). The seropositivity of the mother could not prevent infection but pathogenesis of the children. In addition, frequent exposure to different CMV strains could further increase immunity against reinfection (Adler et al. supra). It is therefore again plausible that a spread-deficient human CMV vaccine induces an immune response equal to natural infection which will protect against symptomatic human CMV infection without the risk for reactivation and pathogenesis.

[0230] The immune response to MCMV- Δ M94 reached a level comparable to MCMV-wt. Protection was similar to the recently generated vaccine Δ m01-17+m144-158-MCMV (Cicin-Sain et al. 2007 supra) which lacks 32 viral genes but which is not spread-deficient in vitro. In Δ m01-17+m144-158-MCMV immune evasive genes were deleted to increase the antiviral immune response and thereby to attenuate the virus (Scalzo et al. 2007 Immunol Cell Biol 85:46-54.).

[0231] It is within embodiments of the present invention that (a) at least one essential gene and (b) at least one immune

evasive gene is deleted, whereby it is preferred that the deleted at least one immune evasive gene is selected from the group comprising genes encoding gene products affecting antigen presentation, interaction with cytokines, the complement system and humoral immunity. More preferably, the deleted at least one immune evasive gene is selected from the group comprising genes encoding gene products that down-regulate MHC I to avoid CTL response, gene products that evade the NK cell response, gene products that interfere with MHC II presentation, down-regulate adhesion molecules, gene products that interact with IL-1, gene products that activate TGF- β .

[0232] Infection of susceptible IFN $\alpha\beta$ R^{-/-} mice with spread-deficient MCMV proved the safety of the vaccination concept. Furthermore, IFN $\alpha\beta$ R^{-/-} mice were protected against otherwise lethal challenge, similar to other infection models (Calvo-Pinilla et al. 2009 PLoS One. 4:e5171; Paran et al. 2009 J Infect Dis 199:39-48). Although recent work revealed the capacity of MCMV to efficiently induce type I interferon (Hokeness-Antonelli et al. 2007 J Immunol 179: 6176-6183), the efficacy of the spread-deficient MCMV vaccine in IFN $\alpha\beta$ R^{-/-} mice implies that type I interferon-dependent immunity is not essential in the protection conferred by short term vaccination.

[0233] Interestingly, the spread-deficient MCMV induced an adaptive immune response with similar efficiency as MCMV-wt. The CD4⁺ and CD8⁺ T cell response was on the same level as MCMV-wt and the neutralizing antibody response was only marginally reduced. This slightly lower neutralizing capacity might be caused by the smaller number of infected cells and by the therefore reduced amount of antigen that is released after infection with MCMV- Δ M94. A lower number of antigen-antibody complexes might lead to less efficient affinity maturation creating antibodies of lower neutralizing capacity. Nevertheless, the neutralization of virus appears sufficient to control virus replication.

[0234] Why did the adaptive immune response to the vaccine reach a level near to MCMV-wt infection despite the inability to spread? MCMV- Δ M94 was able to establish viral genome maintenance as efficient as MCMV-wt. The classical definition of herpesviral latency includes the potential for reactivated gene expression with subsequent release of infectious virus (Roizman et al. 1987 Annu Rev Microbiol 41:543-571). Although the term "latency" is formally not applicable to the situation with MCMV- Δ M94 in the absence of productive infection, there is no evidence that pM94 affects reactivation of gene expression. Because the protective effect of MCMV- Δ M94 rather increased than faded over time, the inventors believe that periodic restimulation of the immune response due to reactivation of gene expression contributed to the sustained protection induced by MCMV- Δ M94. Interestingly, virus infected cells are not eliminated by the activated immune response. This means that the first target cells that are infected by the spread-deficient vaccine are resistant to elimination. Similarly, cells infected with a spread-deficient mutant of the gamma herpesvirus MHV-68 were not attacked by the adaptive immune response (Tibbetts et al. 2006 Virology 353:210-219). For MCMV-wt it was shown that T cells are activated against a highly antigenic virus epitope of M45 presented by professional APC but the activated T cells did not eliminate infected target cells in organs of C57BL/6 mice (Holtappels et al. 2004 J Exp Med 199:131-136). This protection was caused by m152, that is known to downmodulate MHC class I. The target cells that are protected from CD8⁺ T

cell elimination were not identified and it could be shown that at least some of these protected cells are first target cells of MCMV.

[0235] Endothelial cells (EC), hepatocytes (Hc) and macrophages are first target cells for HCMV and MCMV in vivo (Hsu et al. supra; Sacher et al. supra). In addition, EC have recently been identified as sites of virus latency (Seckert et al. 2009 J Virol 83:8869-8884), and at least liver EC are able to directly stimulate a cytotoxic T cell response (Kern et al. 2010 Gastroenterology 138(1):336-46). Using MCMV- Δ M94 constructs for conditional gene expression, substantial differences were noticed in the ability of EC and Hc to activate a CD8⁺ T cell response. In contrast to EC, Hc one of the most important first targets for MCMV during acute infection (Sacher et al. supra), induced only a poor CD8⁺ T cell response. This lack of stimulatory capacity is apparently not compensated by cross presentation through professional antigen presenting cells. Cross presentation was shown to be important for the induction of a T cell response against fibroblasts infected with a single-cycle MCMV (Snyder et al. 2010 PLoS One. 5:e9681). On the other hand, bone marrow derived APC, that are thought to be important cross presenting cells, seem not to be necessary for the activation of a CD8⁺ T cell response via cross presentation against MCMV infection (Kern et al. supra). In addition to EC also other cell types seem to contribute to CD8⁺ T cell stimulation as antigen expression in most infected cells led to a stronger T cell response than expression in infected EC only. Infected dendritic cells and macrophages were described to activate a T cell response against MCMV in vitro (Mathys et al. 2003 J Infect Dis 187:988-999) and are infected in vivo (Andrews et al. 2001 Nat Immunol 2:1077-1084). Therefore, it suggests itself that infected professional APC contribute to immune stimulation against MCMV in addition to EC. It appears noteworthy that the attenuated human CMV strains such as Towne and AD169 which are characterized by a 20-fold reduction of immunogenicity and the inability to confer immune protection (Adler et al. supra) accumulated mutations resulting in their inability to infect EC, epithelial cells, smooth muscle cells and macrophages (Hahn, G. et al. 2004 J Virol 78:10023-10033). Thus, it appears likely that the restricted cell tropism may in fact represent the cause for their failure as human CMV vaccines.

EXAMPLE 13

Spread-Assay of MCMV- Δ M94

[0236] The phenotype of MCMV- Δ M94 was analyzed in cell-to-cell spread. This was investigated by an in vitro spread assay as essentially described herein in Example 1 with the following modifications

[0237] The results of this Example are shown in FIG. 9.

[0238] NIH/3T3 and NT/M94-7 cells were plated and infected with MCMV Δ 1-16-FRT (dell-16) and MCMV Δ M94tTA (Δ) at an MOI of 0.25 for 1 h and then washed twice with D-PBS. Cells were incubated for 6 h and afterwards washed four times with D-PBS. Equal numbers of non-infected cells were stained with 5 μ M Carboxyfluorescein succinimidyl ester (CFSE) for 8 min and blocked by 2% FCS/D-PBS, then washed twice with 2% FCS/D-PBS, and subsequently seeded on top of the unstained but infected cells. Cells were fixed 48 hours post infection with 4% PFA in D-PBS for 10 min at 37° C. and washed and permeabilized with 0.1% Triton X-100 for 10 min. After triple washing cells

were blocked with 3% BSA/D-PBS for 1 h. Staining of immediate early gene products was performed by incubating fixed cells with a monoclonal antibody to MCMV immediate-early 1 in 3% BSA/D-PBS. After three D-PBS washes, cells were incubated with an Alexa Fluor 555-coupled anti-mouse secondary antibody (Invitrogen) in 3% BSA/D-PBS. Finally, cells were washed three times and imaged by confocal microscopy using a LSM 510 Meta (Zeiss). Virus transmission was determined by counting immediate-early 1- and CFSE-positive cells using the ImageJ Cell Counter plugin.

[0239] FIG. 9 shows that infection of NIH/3T3 and NT/M94-7 (NTM94) cells with MCMV Δ 1-16-FRT (Mohr C A et al., Engineering of cytomegalovirus genomes for recombinant live herpesvirus vaccines; *Int J Med. Microbiol.* 2008 January; 298(1-2):115-25. Epub 2007 Aug. 16. Review) and MCMV- Δ M94, followed by removal of excess virus by extensive washes after infection. Next, CFSE stained NIH/3T3 were added and virus replication was permitted. After additional 48 h the culture was fixed and stained for immediate-early 1. This resulted in cells which were either immediate-early 1-positive, CFSE-positive or positive for both stains (FIG. 9 A). Stained cells were counted and cell-to-cell spread was determined by calculating the ratio between immediate-early 1-positive/CFSE stained cells to immediate-early 1-positive/CFSE-negative cells (FIG. 9 C). The spread rate of the MCMV Δ 1-16-FRT was set as 100%. MCMV Δ 1-16-FRT infection spreads rapidly throughout the cell culture as indicated by the large number double stained nuclei (FIG. 9 B). In contrast, the M94 deletion mutant did not infect the newly added cells. Only one double stained nucleus was seen after counting 416 immediate-early 1+/CFSE negative cells. Its ability to infect fresh cells was, however, restored to a transmission rate of 97% when the mutant was grown on complementing NT/M94-7 cells. It is thus evident that the effect of the M94 deletion on secondary envelopment of mouse CMV also resulted in a deficiency of cell-to-cell spread.

EXAMPLE 14

Propagation of Spread-Deficient Human CMV

[0240] Generation of the Trans-Complementing Cell Line TCL94/99-BP

[0241] Recombinant lentiviruses expressing a) UL99 coupled with EGFP (encoded by pCB-Ubic-UL99-IRES-gfp; SEQ.ID.No:18), b) UL99 coupled with UL94 mCherry (encoded by pCB-Ubic-UL94-IRES-mChe; SEQ.ID.No:17) and c) beta-lactamase coupled with puromycin resistance gene (encoded by pLV-Ubiq-BLAs-IRES-Puro; SEQ.ID.No:19) were constructed and propagated by Sirion GmbH using ViraPower lentiviral packaging mix (Invitrogen) in 293FT cells (Invitrogen). 2×10^6 MRCS fibroblasts (ATCC CCL-171) were transduced by 5 TDU/cell (transduction units/cell) of each lentivirus by spin infection according to the manufacturer's protocol. The transduced cells were plated out on a 10 cm dish and were selected for 5 days with 20 μ g/ml puromycin in OPTI-MEM 5% FCS. The transduced cells were passaged (1:2) one time in the presence of 20 μ g/ml puromycin and the double positive (mCherry+EGFP) cells were purified by fluorescence associated cell sorting and re-plated at density of 2.5×10^4 cell/cm². 48 h after confluency the cells were passaged (1:5) two more times in the presence of 20 μ g/ml puromycin and re-sorted as above. After one more passage in OPTI-MEM 5% FCS+20 μ g/ml puromycin the

cells were aliquoted to 0.7×10^7 cell/vial and were deep frozen in OPTI-MEM supplemented with 10% FCS and 10% DMSO.

[0242] Construction of Spread-Deficient Human CMV

[0243] To generate a non-functional UL94 locus pTB40E-BAC4-FRT; SEQ.ID.No:20 (Scrivano L, et al., 2011. HCMV spread and cell tropism are determined by distinct virus populations. *PLoS. Pathog.* 7:e1001256; Sinzger, C. et al., 2008. Cloning and sequencing of a highly productive, endotheliotropic virus strain derived from human cytomegalovirus TB40/E. *J. Gen. Virol.* 89:359-368.) was introduced in GS1783 *E. coli* strain (Tischer, B. K. et al., 2010. En passant mutagenesis: a two step markerless red recombination system. *Methods Mol. Biol.* 634:421-430.). (a) Red-recombination was induced by electro-transformation of the synthetic DNA fragment LIFdel94; SEQ.ID.No:15 according to the standard protocol (Tischer, B. K. et al., supra) resulting in pTB40E-BAC4-delUL94-SZeo. Recombinants were selected by picking single clones after plating the transformants on LB agar plates in the presence of 25 μ g/ml chloramphenicol and 30 μ g/ml zeocin. The correct replacement of the BAC sequences from nt122630 to 123668 referring to SEQ.ID.No:20 with LIFdelUL94, SEQ.ID.No:15 was confirmed by restrictions pattern analysis and sequencing. (b) To remove the zeocin cassette from the UL94 locus, a second round of Red recombination was induced in liquid culture of pTB40E-BAC4-delUL94-SZeo according to the standard protocol (Tischer, B. K. et al., supra) in presence of 25 μ g/ml chloramphenicol and 2% of L-arabinose. Recombinants, which were coined pTB40E-BAC4-del94, were selected by picking single clones after plating of the recombinants on LB agar plates in the presence of 25 μ g/ml chloramphenicol 1% of L-arabinose. The correct removal of the operational sequences were confirmed by restrictions pattern analysis and sequencing. (c) A next red-recombination was induced by electro-transformation of the synthetic mutagenesis fragment LIFdel99, SEQ.ID.No:16, as described above (see a) herein) resulting in pTB40E-BAC4-delUL94-del99-SZeo. Recombinants were selected by picking single clones after plating the transformants on LB agar plates in the presence of 25 μ g/ml chloramphenicol and 30 μ g/ml zeocin. The correct replacement of the sequences from nt 130670 to 131243 (according to the numbering of the BAC referred to herein as SEQ.ID.No:20) was confirmed by restrictions pattern analysis and sequencing. (d) To remove the zeocin cassette from the UL99 locus, a final round of red-recombination was induced in liquid culture of pTB40E-BAC4-delUL94-delUL99-SZeo as above (see b) herein). Recombinants, which were coined pTB40E-BAC4-del94-del99, were selected by picking single clones after plating of the recombinants on LB agar plates in the presence of 25 μ g/ml chloramphenicol 1% of L-arabinose. The correct removal of the operational sequences from the UL99 locus were confirmed by restrictions pattern analysis and sequencing. 1. The description of the BAC modifications in the new way are the following:

[0244] M1) To generate a non-functional UL94 (or inactivate the UL94 gene) the nt sequence of pTB40E-BAC4-FRT (SEQ.ID.No:20) between nt 122630 and nt 123668 is replaced by the synthetic fragment delUL94S (SEQ.ID.No:34).

[0245] M2) To generate a non-functional UL99 (or inactivate the UL99 gene) the nt sequence of pTB40E-BAC4-FRT (SEQ.ID.No:20) between nt 130670 and nt 131243 is replaced by the synthetic fragment delUL99S (SEQ.ID.No:

35). For the double mutant of UL94-UL99 this has to be done in addition to modification M1.

[0246] M3) To generate a non-functional UL50 (or inactivate the UL50 gene) the nt sequence of pTB40E-BAC4-FRT (SEQ.ID.No:20) between nt 58442 and nt 59622 is replaced by the synthetic fragment delUL50S (SEQ.ID.No:32).

[0247] M4) To generate a non-functional UL53 (or inactivate the UL53 gene) the nt sequence of pTB40E-BAC4-FRT (SEQ.ID.No:20) between nt 62129 and nt 63261 is replaced by the synthetic fragment delUL53S (SEQ.ID.No:33). For the double mutant of UL50-UL53 this has to be done in addition to modification M3.

[0248] Reconstitution of Spread-Deficient Human CMV.

[0249] 0.7×10^7 frozen TCL94/99-BP cells were plated on a 10 cm dish in OPTI-MEM 5% FCS containing 0.2 $\mu\text{g/ml}$ puromycin and two days later the adherent cell were split and plated on 6 cm dishes at densities of 2×10^6 cells per dish. On the next day two 6 cm cultures were transfected with 2 μg of purified pTB40E-BAC4-FRT-del94-del99-DNA each by Lipofectamin 2000 (Invitrogen) according to the manufacturer's protocol. 24 h later the two culture were combined and plated on a 10 cm dish in OPTI-MEM 5% FCS. After 10 days the reconstitution of the recombinant TB40E-BAC4-FRT-del94-del99 virus was evident by plaque formation. After 14-16 days the most of the cells in the transfected cultures showed CPE the entire culture was harvested. The amounts of the viable viruses was determined by limiting dilution on sub-confluent TCL94/99-BP cell in 96 well plates using TCID50 (median tissue culture infectious dose) method as described in Mohr et al (Mohr, C. A. et al., 2010. A spread-deficient cytomegalovirus for assessment of first-target cells in vaccination. *Virol.* 2010 August; 84(15):7730-42. Epub 2010 May 12.). The spread-deficient human CMV reconstituted from TB40E-BAC4-FRTdel94-99, can be propagated using TCL94/99-BP cells after infection with 0.1 MOI per cell using standard protocols for propagation of human CMV as described by Scrivano et al. (Scrivano et al., supra).

[0250] HCMV lacking secondary envelopment complex, i.e. UL99 and UL94, is spread-deficient.

[0251] The phenotype of the UL94-UL99 double deletion CMV reconstituted from TB40E-BAC4-FRTdel94-99 was tested in cell-to-cell spread. This was investigated by infection of MRCS and TCL94/99-BP cells as essentially described in Example 1 herein, with CMVs reconstituted from TB40E-BAC4-FRT-del94-del99 and TB40E-BAC4-FRT, respectively, followed by removal of excess virus by

extensive washing after infection. Next, CFSE stained MRCS cells were added and virus replication was permitted. After additional 72 h the culture was fixed and stained for immediate-early 1 expression as described in Example 1 herein. This resulted in cells which were either "immediate-early 1"-positive, CFSE-positive or positive for both stains. These cells were counted in each preparation. The missing increase of double positive cells in MRCS after infection with TB40E-BAC4-FRT-del94-del99 is conclusive to a deficiency in cell-to-cell spread.

EXAMPLE 15

Immunization with Spread-Deficient Human CMV

[0252] After primary immunization with an additional boost with spread-deficient human CMV the human sera exhibit at least 64-fold higher neutralizing potency against endotheliotropic a human CMV strains such as TB40E or VR1814 assayed on endothelial- or epithelial cells (such as HUVEC [ATCC CRL 1730]- or ARPE-19 [ATCC CRL2302], respectively, than against the same virus assayed on human fibroblasts cell line (such as MRCS, ATCC CLL-171). In addition, specific antibody response is detectable against the gene products of UL130, UL128, or UL131A by Western blot (whereby it is sufficient that at least one specificity is seen).

[0253] The following deletions of the indicated genes result in recombinant human beta-herpesviruses which are spread-deficient:

Effector complex	UL50 gene	UL53 gene	UL94 gene	UL99 gene
NEC	+			
NEC		+		
NEC	+	+		
SEC			+	
SEC			+	+

[0254] The features of the present invention disclosed in the specification, the claims, the sequence listing and/or the drawings may both separately and in any combination thereof be material for realizing the invention in various forms thereof. It has to be acknowledged that the sequence listing is part of the instant specification.

SEQUENCE LISTING

<160> NUMBER OF SEQ ID NOS: 35

<210> SEQ ID NO 1
 <211> LENGTH: 57
 <212> TYPE: DNA
 <213> ORGANISM: Artificial
 <220> FEATURE:
 <223> OTHER INFORMATION: synthetic
 <220> FEATURE:
 <221> NAME/KEY: misc_feature
 <223> OTHER INFORMATION: DNA

<400> SEQUENCE: 1

gtgggatcca ccatgtaccc ctacgacgtg cccgactacg ccacgtccag actatcc

-continued

```

<210> SEQ ID NO 2
<211> LENGTH: 34
<212> TYPE: DNA
<213> ORGANISM: Artificial
<220> FEATURE:
<223> OTHER INFORMATION: Synthetic
<220> FEATURE:
<221> NAME/KEY: misc_feature
<223> OTHER INFORMATION: DNA

<400> SEQUENCE: 2

actctagagt cgacttcaca tgtgctcgag aaca          34

<210> SEQ ID NO 3
<211> LENGTH: 71
<212> TYPE: DNA
<213> ORGANISM: Artificial
<220> FEATURE:
<223> OTHER INFORMATION: Synthetic
<220> FEATURE:
<221> NAME/KEY: misc_feature
<223> OTHER INFORMATION: DNA

<400> SEQUENCE: 3

aattcatgat aacttcgtat agcatacatt atacgaagtt atccggagat atccaccggt      60
ctggcggcgc c                               71

<210> SEQ ID NO 4
<211> LENGTH: 71
<212> TYPE: DNA
<213> ORGANISM: Artificial
<220> FEATURE:
<223> OTHER INFORMATION: Synthetic
<220> FEATURE:
<221> NAME/KEY: misc_feature
<223> OTHER INFORMATION: DNA

<400> SEQUENCE: 4

tcgagcggcc gccagaccgg tggatatctc cggataactt cgtataatgt atgctatacg      60
aagttatcat g                               71

<210> SEQ ID NO 5
<211> LENGTH: 68
<212> TYPE: DNA
<213> ORGANISM: Artificial
<220> FEATURE:
<223> OTHER INFORMATION: Synthetic
<220> FEATURE:
<221> NAME/KEY: misc_feature
<223> OTHER INFORMATION: DNA

<400> SEQUENCE: 5

cgtgggtcaag cgggtcgtgt tgtaccagaa ctcgacttcg gtcgcggttc ttacaattta      60
cgcgcggg                                     68

<210> SEQ ID NO 6
<211> LENGTH: 69
<212> TYPE: DNA
<213> ORGANISM: Artificial
<220> FEATURE:
<223> OTHER INFORMATION: Synthetic
<220> FEATURE:
<221> NAME/KEY: misc_feature
<223> OTHER INFORMATION: DNA

```

-continued

<400> SEQUENCE: 6

ccccgatatt tgagaaagtg taccccgata ttcagtacct cttgactaag aagccataga 60

gccccaccgc 69

<210> SEQ ID NO 7

<211> LENGTH: 112

<212> TYPE: DNA

<213> ORGANISM: Artificial

<220> FEATURE:

<223> OTHER INFORMATION: Synthetic

<220> FEATURE:

<221> NAME/KEY: misc_feature

<223> OTHER INFORMATION: DNA

<400> SEQUENCE: 7

tgcttcccgg cggcttctgc gcgaccttcc agctgcaggt agaccacggc gacgtccaga 60

ctatccgtga aaagtttgag aagcatcagt agccgatttc ggcctattgg tt 112

<210> SEQ ID NO 8

<211> LENGTH: 77

<212> TYPE: DNA

<213> ORGANISM: Artificial

<220> FEATURE:

<223> OTHER INFORMATION: Synthetic

<220> FEATURE:

<221> NAME/KEY: misc_feature

<223> OTHER INFORMATION: DNA

<400> SEQUENCE: 8

catggatggg ttggttgatt tgtatgtctg ttggetactc acatgtgctc gagaagccag 60

tgtgatggat gatcctc 77

<210> SEQ ID NO 9

<211> LENGTH: 8

<212> TYPE: PRT

<213> ORGANISM: Artificial

<220> FEATURE:

<223> OTHER INFORMATION: synthetic

<220> FEATURE:

<221> NAME/KEY: PEPTIDE

<222> LOCATION: (1)..(8)

<400> SEQUENCE: 9

Ser Ile Ile Asn Phe Glu Lys Leu

1 5

<210> SEQ ID NO 10

<211> LENGTH: 8

<212> TYPE: PRT

<213> ORGANISM: Artificial

<220> FEATURE:

<223> OTHER INFORMATION: synthetic

<220> FEATURE:

<221> NAME/KEY: PEPTIDE

<222> LOCATION: (1)..(8)

<400> SEQUENCE: 10

Thr Val Tyr Gly Phe Cys Leu Leu

1 5

<210> SEQ ID NO 11

<211> LENGTH: 8

<212> TYPE: PRT

<213> ORGANISM: artificial

-continued

```

<220> FEATURE:
<223> OTHER INFORMATION: synthetic
<220> FEATURE:
<221> NAME/KEY: PEPTIDE
<222> LOCATION: (1)..(8)

```

```

<400> SEQUENCE: 11

```

```

Arg Ala Leu Glu Tyr Lys Asn Leu
1                5

```

```

<210> SEQ ID NO 12
<211> LENGTH: 9
<212> TYPE: PRT
<213> ORGANISM: artificial
<220> FEATURE:
<223> OTHER INFORMATION: synthetic
<220> FEATURE:
<221> NAME/KEY: PEPTIDE
<222> LOCATION: (1)..(9)

```

```

<400> SEQUENCE: 12

```

```

Ser Cys Leu Glu Phe Trp Gln Arg Val
1                5

```

```

<210> SEQ ID NO 13
<211> LENGTH: 9
<212> TYPE: PRT
<213> ORGANISM: artificial
<220> FEATURE:
<223> OTHER INFORMATION: synthetic
<220> FEATURE:
<221> NAME/KEY: PEPTIDE
<222> LOCATION: (1)..(9)

```

```

<400> SEQUENCE: 13

```

```

His Gly Ile Arg Asn Ala Ser Phe Ile
1                5

```

```

<210> SEQ ID NO 14
<211> LENGTH: 25
<212> TYPE: DNA
<213> ORGANISM: Artificial
<220> FEATURE:
<223> OTHER INFORMATION: Synthetic
<220> FEATURE:
<221> NAME/KEY: misc_feature
<223> OTHER INFORMATION: DNA

```

```

<400> SEQUENCE: 14

```

```

aacgtacatc gctctctgct ggccg

```

25

```

<210> SEQ ID NO 15
<211> LENGTH: 940
<212> TYPE: DNA
<213> ORGANISM: artificial
<220> FEATURE:
<223> OTHER INFORMATION: synthetic

```

```

<400> SEQUENCE: 15

```

```

ttactgggtg ctgccggggc gctttgccgt ctcttcgcgc gtcactcttc acggcctggc 60

```

```

ccagegagcc ctgcgggacc ggttccaaaa ctctgaggcc gtgctggccc ggggcatgca 120

```

```

cgtggaggcc ggccggcagg agcccgagac ccccgggtg agcggccggc ggctgccctt 180

```

```

cgacgacctg tgatccggag gacgacggct cgtgtatctt gtgccaattg ctgttgctct 240

```

```

accgcgacgg cgaatggatc ctctgtcttt gctgcaacgg ccggttatcaa ggccactatg 300

```

-continued

```

gcggggctctg acagttcacg gggagaagaa acaagaaaca acaaaaaaaaa aagaggagat 360
ctgcggcccg tagggataac agggtaatcg atgttgacaa ttaatcatcg gcatagtata 420
tcggcatagt ataatacgac aagggtgagga actaaacat ggcaaaactg accagcgag 480
ttccggttct gaccgcacgt gatgttgccg gtgccgttga attttgacc gatcgtctgg 540
gttttagccg tgattttgtg gaagatgatt ttgccgggtg tgttcgtgat gatgttacc 600
tgtttattag cgcagttcag gatcagggtg ttccggataa taccctggca tgggtttggg 660
ttcgtggtct ggatgaactg tatgcagaat ggtcagaagt tgtgagcacc aattttcgtg 720
atgcaagcgg tccggcaatg accgaaattg gtgaacagcc gtggggtcgt gaatttgac 780
tgcgtgatcc ggcaggtaat tgtgttcatt ttgttcaga agaacaggat taacctcgat 840
taattaattg taacattacc ctgttatccc taccggtgtc ctaggcgggg tctgacagt 900
cacggggaga agaaacaaga aacaacaaaa aaaaaagagg 940

```

```

<210> SEQ ID NO 16
<211> LENGTH: 719
<212> TYPE: DNA
<213> ORGANISM: artificial
<220> FEATURE:
<223> OTHER INFORMATION: synthetic

```

```

<400> SEQUENCE: 16

```

```

cgtgttagac cgttgagtc gcgacctg cgcgaagac aacctaccga tctgggtcgc 60
caacagcgcc aacgagtacg tcgtcagtc cgtgccccgc cccgtcagtc cgtagaagta 120
actcataaac ttccaggtct cgcgtacgat tcgcgagtcg ggaatgtagg gataacaggg 180
taatcgatgt tgacaattaa tcctcggcat agtatatcgg catagtataa tacgacaagg 240
tgaggaacta aacctggca aaactgacca ggcagttcc ggttctgacc gcacgtgatg 300
ttgccgggtc cgttgaattt tggaccgatc gtctgggttt tagccgtgat tttgtggaag 360
atgattttgc cgggtgtggt cgtgatgatg ttaccctggt tattagcgca gttcaggatc 420
aggttgttcc ggataatacc ctggcatggg tttgggttcg tggctcggat gaactgtatg 480
cagaatggtc agaagttgtg agcaccatt ttctgatgc aagcggtcg gcaatgaccg 540
aaattggtga acagccgtg ggtcgtgaat ttgactcgc tgatccggca ggtaattgtg 600
ttcattttgt tgcagaagaa caggattaac ctcgattaat taattgtaac attaccctgt 660
tatccctaaa gtaactcata aactttcagg tctcgcgtac gattcgcgag tcgggaatg 719

```

```

<210> SEQ ID NO 17
<211> LENGTH: 9048
<212> TYPE: DNA
<213> ORGANISM: artificial
<220> FEATURE:
<223> OTHER INFORMATION: synthetic

```

```

<400> SEQUENCE: 17

```

```

actagtcggg gtcattagtt catagccat atatggagtt ccgcgttaca taacttacgg 60
taaatggccc gcctggctga ccgcccacg acccccgcct attgacgtca ataatacgt 120
atgttcccat agtaacgcc aatagggactt tccattgacg tcaatgggtg gactatttac 180
ggtaaactgc ccaactggca gtacatcaag tgtatcatat gccagtagc cccctattg 240
acgtcaatga cggtaaatgg cccgcctggc attatgccc gtacatgacc ttatgggact 300

```

-continued

ttctacttg	gcagtacatc	tacgtattag	tcctcgctat	taccatggtg	atgcggtttt	360
ggcagtacat	caatgggcgt	ggatagcgg	ttgactcacg	gggatttcca	agtctccacc	420
ccattgacgt	caatgggagt	ttgttttggc	acccaaatca	acgggacttt	ccaaatgtc	480
gtaacaactc	cgccccattg	acgcaaatgg	gcggtaggcg	tgtacggtgg	gaggctata	540
taagcagagc	tggtttagtg	aaccgggtct	ctctggttag	accagatttg	agcctgggag	600
ctctctggct	aactagggaa	cccactgctt	aagcctcaat	aaagcttgcc	ttgagtgctt	660
caagtagtgt	gtgcccgtct	gttgtgtgac	tctggtaact	agagatccct	cagacccttt	720
tagtcagtgt	ggaaaatctc	tagcagtggt	gcccgaacag	ggacctgaaa	gcgaaagggg	780
aaccagagga	gctctctcga	cgcaggactc	ggcttctgta	agcgcgcacg	gcaagagggc	840
aggggcggcg	actgcagagt	acgccccaaa	ttttgactag	cggaggctag	aaggagagag	900
atgggtgcga	gagcgtcagt	attaagcggg	ggaaaatagc	ggccgccaca	attttaaaag	960
aaaagggggg	attggggggt	acagtgccag	ggaaagaata	gtagacataa	tagcaacaga	1020
catacaaaact	aaagaattac	aaaaacaaat	tacaaaaatt	caaattttcg	ggggatccca	1080
tggtagccct	cctatagtga	gtcgtattat	actatgccga	tatactatgc	cgatgattaa	1140
ttgtcaacac	gtgctgcagg	tccgaggttc	tagcgcgtgg	cctccgcgcc	gggttttggc	1200
gcctcccgcg	ggcgcctccc	tcctcacggc	gagcgtgcc	acgtcagacg	aagggcgcag	1260
cgagcgtcct	gatccttccg	cccggacgct	caggacagcg	gcccgtgctt	cataagactc	1320
ggccttagaa	cccagtatc	agcagaagga	cattttagga	cgggacttgg	gtgactctag	1380
ggcaactggt	ttctttccag	agagcggaac	aggcagggaa	aagtagtccc	ttctcggcga	1440
ttctgcggag	ggatctccgt	ggggcgggtga	acgccgatga	ttatataagg	acgcgcgggg	1500
tgtggcacag	ctagtcccg	cgcagccggg	atttgggtcg	cggttcttgt	ttgtggatcg	1560
ctgtgatcgt	cacttggtga	gtagcgggct	gctgggctgg	ccggggcttt	cgtggccgcc	1620
gggcccgtcg	gtgggacgga	agcgtgtgga	gagaccgcca	agggctgtag	tctgggtccg	1680
cgagcaaggt	tgccctgaac	tgggggttgg	ggggagcgca	gcaaaatggc	ggctgttccc	1740
gagtctttaa	tggaaagcgc	ttgtgaggcg	ggctgtgagg	tcgttgaaac	aaggtagggg	1800
gcatggtggg	ggcaagaac	ccaaggtctt	gaggccttcg	ctaagcggg	aaagctctta	1860
ttcgggtgag	atgggctggg	gcaccatctg	gggaccctga	cgtgaagttt	gtcactgact	1920
ggagaactcg	gtttgcgtc	tgttgcgggg	gcggcagtta	tggcgggtgc	gttgggcagt	1980
gcaccctgac	ctttgggagc	gcgcgccttc	gtcgtgtcgt	gacgtcacc	gttctgttgg	2040
cttataatgc	agggtagggc	cacctgcccg	taggtgtcgc	gtaggctttt	ctccgtcgca	2100
ggacgcaggg	ttcgggccta	gggtaggctc	tcctgaatcg	acaggcgcgc	gacctctggt	2160
gaggggaggg	ataagtgagg	cgtcagtttc	tttggtcgg	tttatgtacc	tatcttctta	2220
agtagctgaa	gctccggttt	tgaactatgc	gctcgggggt	ggcagtggtg	ttttgtgaa	2280
tttttaggc	accttttgaa	atgtaatcat	ttgggtcaat	atgtaatttt	cagtgttaga	2340
ctagtaaat	gtccgctaaa	ttctggccgt	ttttggcttt	tttgtagac	gctagcctag	2400
cggatccgaa	ttctgcagat	atcaacaagt	ttgtacaaaa	aagcaggctt	aatggcttgg	2460
cgcagcgggc	tttgcgagac	cgattccaga	actttgaagc	agttcttgca	agaggaatgc	2520
atgtggaagc	tggtaggcaa	gagccggaaa	caccgcgag	atcgggcccgt	cgcttgccgt	2580
tcgacgatct	ttagtccgga	ggacgacggc	tcgtgtatct	tgtgccaatt	gctgttgctc	2640

-continued

taccgagacg gogaatggat cctctgtctt tgetgcaacg gccgttatca aggccaactat 2700
ggcgtggggc acgtacatcg gcgctcgcga cgcacatctgc atttacctac cttgtaccaa 2760
ctgagcttcg gaggtccttt gggccagcc agcattgatt tcttgccaag ctttagccag 2820
gtgaccagca gtatgacgtg cgatggatt acgcccagc tgatttacga ggtctgcatg 2880
ttggtgcccc aggatgaagc caagcgcac cttgtcaagg gtcacgggtc catggacctg 2940
acctgtcaga aggcagtgc gctaggcggc gccggcgct ggttgcctgc gcgtcccgaa 3000
ggctacacgc ttttctttta cattctgtgc tacgaactgt ttacctcatg cggcaatcgg 3060
tgcgatatcc cttccatgac gcggctcatg gcggcgcca cggcctgcgg gcaggcgggt 3120
tgcagctttt gcacggatca cgaggacat gtagatccca ctggcaatta cgtgggttgc 3180
accccgata tggccgctg tctttgttac gtgccctgtg ggcccatgac gcagtcgctc 3240
atccacaacg atgaaccgc gacttttttc tgtgagagcg atgacgcca atacctatgc 3300
gccgtagggt ctaagaccgc ggcgcaggtc acaactgggag acggcctgga ttatcacatc 3360
ggtgtcaagg attctgaggg ccgatggtt cccgtcaaga ccgatgtgtg ggacctggtc 3420
aaggtagagg aacctgtgc acgtatgata gtgtgttctt gtccggtgct taagaacct a 3480
gtgactaaa cccagcttcc ttgtacaaag tgggtgatat ccagcacagt ggcggccgct 3540
cgagtctaga gggcccgcg ttcgaaggta agcctatccc taacctctc ctcggtctcg 3600
attctacgcg ccgcccgcg tacgtaaat ccgccctct ccctaacgtt actggccgaa 3660
gccgcttggg ataagcccg tgtgcgtttg tctatatgtt atttccacc atattgccgt 3720
cttttgcaa tgtgagggcc cggaaactg gccctgtctt cttgacgagc attcctaggg 3780
gtcttcccc tctcgcaaa ggaatgcaag gtctgtttaa tgcgtgaa gaagcagttc 3840
ctctggaagc ttctgaaaga caaacaactg ctgtagcgc cctttgcagg cagcggaaacc 3900
ccccactgg cgacaggtgc cctgcggcc aaaagccacg tgtataagat acacctgcaa 3960
aggcggcaca accccagtgc cacgttgtga gttgatagt tgtggaaaga gtcaaatggc 4020
tctctcaag cgtattcaac aaggggctga aggatgcca gaaggtaacc cattgtatgg 4080
gatctgatct ggggctcgg tgcacatgct ttacatgtgt ttagtcgagg ttaaaaaacg 4140
tctaggcccc ccgaaccacg gggacgtggt tttccttga aaaacacgat gataaatatgg 4200
ccacaacat gaccgagtac aagcccacgg tgcgctcgc caccgcgac gacgtcccc 4260
ggcccgtagc ggatcccccc accatggtga gcaagggcga ggaggataac atggccatca 4320
tcaaggagtt catgctctc aagggtcaca tggaggctc cgtgaacggc cacgagttcg 4380
agatcgaggg cgagggcgag ggcgcccct acgagggcac ccagaccgc aagctgaagg 4440
tgaccaaggg tggccccctg cccttcgctt gggacatcct gtcccctcag ttcattgacg 4500
gtccaaggc ctactgtaag cacccccg acatcccga ctacttgaag ctgtccttc 4560
ccgagggctt caagtgggag cgcgtgatga acttcgagga cggcggcgtg gtgacctga 4620
cccaggactc ctccctcag gacggcgagt tcatctaaa ggtgaagctg cgcggcacca 4680
acttcccctc cgacggcccc gtaatgcaga agaagacat gggctgggag gcctcctccg 4740
agcggatgta ccccaggac ggcgcctga agggcgagat caagcagagg ctgaagctga 4800
aggacggcgg ccactacgac gctgaggtca agaccaccta caaggccaag aagcccgtgc 4860
agctgccccg cgcctacaac gtaacatca agttggacat cacctcccac aacgaggact 4920

-continued

acaccatcgt ggaacagtac gaacgcgccg agggccgccca ctccaccggc ggcatggacg	4980
agctgtacaa gtaagtcgac ccggaccgcc acatcgagcg ggteaccgag ctgcaagaac	5040
tcttcctcac gcgcgtcggg ctcgacatcg gcaaggtgtg ggctcgggac gacggcgccg	5100
cggtagcggg ctggaccacg ccggagagcg tcgaagcggg ggcggtgttc gccgagatcg	5160
gctcgcgcat ggccgagttg agcggttccc ggctggccgc gcagcaacag atggaaggcc	5220
tcctggcgcc gcaccggccc aaggagcccc cgtggttccc ggccaccgtc ggcgtctcgc	5280
ccgaccacca gggcaagggt ctgggcagcg ccgctcgtct ccccgagtg gaggcggccg	5340
agcgcgctgg ggtgcccgcc ttcttgaga cctccgccc ccgcaacct cctttctacg	5400
agcggctcgg cttaccgctc accgcccagc tcgaggtgcc cgaaggaccg cgcacctggt	5460
gcatgaccgg caagcccggg gcctgagttc gcgtctgaa caatcaacct ctggactcga	5520
caatcaacct ctggattaca aaatttgtga aagattgact ggtattctta actatgttgc	5580
tccttttacg ctatgtggat acgctgcttt aatgcctttg tatcatgcta ttgcttccc	5640
tatggcttcc attttctcct ccttgataaa atcctggttg ctgtctcttt atgaggagt	5700
gtggcccgtt gtcaggcaac gtggcgtggt gtgcactgtg tttgctgacg caacccccac	5760
tggttggggc attgccacca cctgtcagct cctttccggg actttcgctt tccccctccc	5820
tattgccacg gcggaactca tcgccgctg ccttgcccgc tgetggacag gggctcggct	5880
gttgggcact gacaattccg tgggtgtgtc ggggaaatca tcgtccttc cttggctgct	5940
cgctgtgtt gccacctgga ttctgcgcgg gacgtccttc tgctacgtcc cttcgccct	6000
caatccagcg gaccttcctt cccgcggcct gctgcggct ctgcggcctc ttccgctct	6060
tcgccttcgc cctcagacga gtcggatctc cctttgggcc gcctcccgc ttagtactgg	6120
taaccttaag accaatgact tacaaggcag ctgtagatct tagccacttt ttaaagaaa	6180
aggggggact ggaagggcta attcactccc aacgaagaca agattccgga atttatttgt	6240
gaaatttgtg atgctattgc tttatttga aaccggtgca gctgctttt gcctgtactg	6300
ggtctctctg gttagaccag atctgagcct gggagctctc tggctaacta gggaaaccac	6360
tgcttaagcc tcaataaagc ttgccttgag tgctcaagt agtgtgtgcc cgtctgttgt	6420
gtgactctgg taactagaga tccctcagac ccttttagtc agtgtggaaa atctctagca	6480
tctagagtat gcaaagcatg catctcaatt agtcagcaac caggtgtgga aagtccccag	6540
gctccccagc aggcagaagt atgcaaagca tgcctctcaa ttagtcagca accatagtcc	6600
cgcccctaac tccgccatc ccgccctaa ctccgccag ttccgccat tctccgccc	6660
atggctgact aattttttt atttatgcag agcccgaggc cgcctcggcc tctgagetat	6720
tcagaagta gtgaggaggc ttttttgag gcctaggcta gagatcataa tcagccatac	6780
cacatttga gaggttttac ttgctttaa aaacctccca cacctcccc tgaacctgaa	6840
acataaaatg aatgcaattg ttgttgttaa cttgtttatt gcagcttata atggttacaa	6900
ataaagcaat agcatcacia atttcacaaa taaagcattt ttttcactgc attctagttg	6960
tggtttgtcc aaactcatca atgtatctta tcatgtctgc tagccgggct ttttttctt	7020
aggccttctt ccgcttctc gctcaactgac tcgctgcgct cggctcgtcg gctgcggcga	7080
gcggtatcag ctcactcaaa ggcggtaata cgggtatcca cagaatcagg ggataacgca	7140
ggaaagaaca tgtgagcaaa aggccagcaa aaggccagga accgtaaaaa ggccgcgttg	7200
ctggcgtttt tccataggct ccgccccct gacgagcatc acaaaaatcg acgctcaagt	7260

-continued

```

cagaggtggc gaaacccgac aggactataa agataaccagg cgtttcccc tggaagctcc 7320
ctcgtgcgct ctctgttcc gaccctgccg cttaccggat acctgtccgc ctttctccct 7380
tcgggaagcg tggcgcttcc tcatagctca cgctgtaggt atctcagttc ggtgtaggtc 7440
gttcgctcca agctgggctg tgtgcacgaa cccccgctc agcccgaccg ctgcgcctta 7500
tccggtaact atcgtcttga gtccaaccg gtaagacacg acttatcgcc actggcagca 7560
gccactggta acaggattag cagagcgagg tatgtaggcg gtgctacaga gttcttgaag 7620
tgggtggccta actacggcta cactagaaga acagtatttg gtatctgcgc tctgctgaag 7680
ccagttacct tcggaaaaag agttggtagc tcttgatccg gcaaaaaaac caccgctggt 7740
agcggtggtt tttttgttg caagcagcag attacgcgca gaaaaaagg atctcaagaa 7800
gatcctttga tcttttctac ggggtctgac gctcagtgga acgaaaactc acgttaaggg 7860
atthttgtca tgagattatc aaaaaggatc ttcacctaga tccttttaa ttaaaaatga 7920
agttttaaata caatctaaag tatatatgag taaacttggc ctgacagtta ccaatgctta 7980
atcagtgagg cacctatctc agcgcctgtt ctatttcgtt catccatagt tgcctgactc 8040
ctgcgcagtc caaaaaaaaa ggctccaaaa ggagccttta attgtatcgg tgggccccta 8100
gaaaaactca tcgagcatca aatgaaactg caatttattc atatcaggat tatcaatacc 8160
atatttttga aaaagccgtt tctgtaatga aggagaaaac tcaccgaggc agttccatag 8220
gatggcaaga tcctggatc ggtctgcgat tccgactcgt ccaacatcaa tacaacctat 8280
taatttcccc tcgtcaaaaa taaggttatc aagtgagaaa tcaccatgag tgacgactga 8340
atccggtgag aatggcaaaa gcttatgcat ttctttccag acttgttcaa caggccagcc 8400
attacgctcg tcactcaaaa cactcgcctc aaccaaaccg ttattcattc gtgattgcgc 8460
ctgagcgaga cgaataacgc gatcgcgtgtt aaaaggacaa ttacaaaacag gaatcgaatg 8520
caaccggcgc aggaacactg ccagcgcctc aacaatattt tcacctgaat caggatattc 8580
ttctaatacc tggaaatgctg ttttccggg gatcgcagtg gtgagtaacc atgcatcctc 8640
aggagtacgg ataaaaatgct tgatggtcgg aagaggcata aattccgtca gccagtttag 8700
tctgaccatc tcactctgta catcattggc aacgctacct ttgcoatgtt tcagaaacaa 8760
ctctggcgca tcgggcttcc catacaatcg atagattgtc gcacctgatt gcccgacatt 8820
atcgcgagcc catttatacc catataaatc agcatccatg ttggaattta atcgcggcct 8880
cgagcaagac gtttcccggtt gaatatggct cataaccccc cttgtattac tgtttatgta 8940
agcagacagt tttattgttc atgatgatat atttttatct tgtgcaatgt aacatcagag 9000
atthttgagac acaacgtggt ttaacaaaat agtcaaaagc ctccggcg 9048

```

<210> SEQ ID NO 18

<211> LENGTH: 8455

<212> TYPE: DNA

<213> ORGANISM: artificial

<220> FEATURE:

<223> OTHER INFORMATION: synthetic

<400> SEQUENCE: 18

```

actagtcggg gtcattagtt catagcccat atatggagtt ccgcggtaca taacttacgg 60
taaatggccc gcctggctga ccgcccacg acccccgccc attgacgtca ataatacagc 120
atggtcccat agtaacgcca atagggactt tccattgacg tcaatgggtg gagtatttac 180

```

-continued

ggtaaactgc ccacttgcca gtacatcaag tgtatcatat gccaaagtacg cccoctattg	240
acgtcaatga cggtaaattgg cccgcctggc attatgcca gtacatgacc ttatgggact	300
ttcctacttg gcagtacatc tacgtattag tcatcgctat taccatggtg atgcggtttt	360
ggcagtacat caatgggcgt ggatagcggg ttgactcacg gggatttcca agtctccacc	420
ccattgacgt caatgggagt ttgttttggc accaaaatca acgggacttt ccaaaatgtc	480
gtaacaactc cgccccattg acgcaaatgg gcggtaggcg tgtacggtag gaggtctata	540
taagcagagc tggtttagtg aaccgggtct ctctggtag accagattg agcctgggag	600
ctctctggct aactagggaa cccactgctt aagcctcaat aaagcttgcc ttgagtgtt	660
caagtagtgt gtgcccgtct gttgtgtgac tctggtaact agagatccct cagaccctt	720
tagtcagtgt ggaaaatctc tagcagtgcc gcccgaaacag ggacctgaaa gcgaaaggga	780
aaccagagga gctctctcga cgcaggactc ggcttctgga agcgcgcacg gcaagaggcg	840
aggggcggcg actgcagagt acgccccaaa ttttgactag cggaggctag aaggagagag	900
atgggtgcga gagcgtcagt attaagcggg ggaaaatagc ggccgccaca attttaaag	960
aaaagggggg attggggggg acagtgccag ggaaagaata gtagacataa tagcaacaga	1020
catacaact aaagaattac aaaaacaaat tacaaaaatt caaattttcg ggggatocca	1080
tggtagccct cctatagtg gtcgtattat actatgccga tatactatgc cgatgattaa	1140
ttgtcaacac gtgetgcagg tccgaggttc tagcgcgtgg cctccgcgcc gggttttggc	1200
gcctcccgcg ggcgcccccc tcctcacggc gagcgtgcc acgtcagacg aagggcgcag	1260
cgagcgtcct gatecttccg cccggacgct caggacagcg gcccgctgct cataagactc	1320
ggccttagaa cccagatc agcagaagga cattttagga cgggacttgg gtgactctag	1380
ggcactggtt ttctttccag agagcggaac aggcaggaa aagtagtccc ttctcggcga	1440
ttctcggag ggatctccgt ggggcgggta acgcccagta ttatataagg acgcgccggg	1500
tgtggcacag ctagtccgt cgcagccggg atttgggtcg cggttcttgt ttgtggatcg	1560
ctgtgatcgt cacttggtga gtacgggct gctgggctgg cggggcttt cgtggccgcc	1620
gggcccgtcg gtgggacgga agcgtgtgga gagaccgcca agggctgtag tctgggtccg	1680
cgagcaaggt tgccctgaac tgggggttgg ggggagcga gcaaaatggc ggetgttccc	1740
gagtctgaa tggaagacgc ttgtgaggcg gctgtgagg tcgttgaac aaggtagggg	1800
gcatgggtgg cggcaagaac ccaaggtctt gaggccttcg ctaatgcggg aaagctctta	1860
ttcgggtgag atgggctggg gcaccatctg gggaccctga cgtgaagttt gtcactgact	1920
ggagaactcg gtttgcgtc tgttgcgggg gcggcagtta tggcgggtgcc gttgggcagt	1980
gcaccgtac ctttgggagc gcgcgccctc gtcgtgctg gacgtcacc gttctgttg	2040
cttataatgc aggggtgggc cacctgccgg taggtgtgag gtaggcttt ctccgtcgca	2100
ggacgcaggg ttcgggccta gggtaggtc tcctgaatcg acaggcccg gacctctggt	2160
gaggggaggg ataagtgagg cgtcagtttc tttggtcgt tttatgtacc tatctctta	2220
agtagctgaa gctccggttt tgaactatgc gctcggggtt ggcgagtggt tttgtgaa	2280
tttttaggc acctttttaa atgtaatcat ttgggtcaat atgtaatctt cagtgttaga	2340
ctagtaaatt gtccgctaaa ttctggccgt ttttggcttt tttgttagac gctagcctag	2400
cgatccgaa ttctcaactat agggagacc aagcttggt cccagctcgg atccaccatg	2460
ggtggcgaac tctgcaaacg aatagtgtgt gaggtcggt cccagctcgg tagcctctg	2520

-continued

aaagatgctc	tgggtcgcca	ggtgtctcta	cgctcctacg	acaacatccc	tccgacttcc	2580
tctcgggacg	aaggggagga	cgatgacgac	ggggaggatg	acgataacga	ggagcggcaa	2640
cagaagctgc	ggctctgcgg	tagtggtctc	gggggaaaacg	acagtagtag	cggcagccac	2700
cgcgaggcca	cccacgacgg	ccccaaagaa	aacgcggtgc	gctcgacgtt	tcgagaggac	2760
aaggctccga	aaccgagcaa	gcagtcaaaa	aagaaaaaga	aacctcaaa	acatcaccac	2820
catcagcaaa	gctccattat	gcaggagacg	gacgacttag	acgaagaaga	cacctcaatt	2880
tacctgtccc	cgcccccggt	ccccccgctc	caggtggtgg	ctaagcgact	gccgcggccc	2940
gacacaccca	ggactccgcg	cmetaaagaag	atttcacaac	gtccaccacc	ccccgggaca	3000
aaaaagcccg	cgccccctt	gtccttttaa	agtcgactct	agagggccct	attctatagt	3060
gtcacctaaa	tgctagagct	cgctgatcag	acgcgcccgc	gccgctacgt	aaattccgcc	3120
cctctcccta	acgttactgg	ccgaagccgc	ttggaataag	gccggtgtgc	gtttgtctat	3180
atggtathtt	ccaccatatt	gcccgtcttt	ggcaatgtga	gggcccggaa	acctggccct	3240
gtcttcttga	cgagcattcc	taggggtctt	tcccctctcg	ccaaaggaat	gcaaggtctg	3300
ttgaatgtcg	tgaaggaagc	agttcctctg	gaagcttctt	gaagacaaac	aacgtctgta	3360
gcgacccttt	gcaggcagcg	gaacccccca	cctggcgaca	ggtgctctcg	cgcccaaaag	3420
ccacgtgtat	aagatacacc	tgcaaaagcg	gcacaacccc	agtgccacgt	tgtgagttgg	3480
atagttgtgg	aaagagtcaa	atggctctcc	tcaagcgtat	tcaacaaggg	gctgaaggat	3540
gcccagaagg	taccccattg	tatgggatct	gatctggggc	ctcggtgca	atgctttaca	3600
tgtgtttagt	cgaggttaaa	aaacgtctag	gcccccgaa	ccacggggac	gtggttttcc	3660
tttgaanaac	acgatgataa	tatggtgagc	aagggcagag	agctgttca	cggggtggtg	3720
cccacctctg	tcgagctgga	cggcgacgta	aacggccaca	agttcagcgt	gtccggcgag	3780
ggcgaggggc	atgccaccta	cggcaagctg	accctgaagt	tcatctgca	cacggcaag	3840
ctgcccgtgc	cctggccacc	cctcgtgacc	accctgacct	acggcgtgca	gtgcttcagc	3900
cgctaccccc	accacatgaa	gcagcacgac	ttcttcaagt	ccgccatgcc	cgaaggctac	3960
gtccaggagc	gcaccatctt	cttcaaggac	gacggcaact	acaagacccg	cgccgaggtg	4020
aagttcgagg	gcgacaccct	ggtgaaccgc	atcgagctga	agggcatcga	cttcaaggag	4080
gacggcaaca	tccctggggca	caagctggag	tacaactaca	acagccacaa	cgtctatate	4140
atggccgaca	agcagaagaa	cggcatcaag	gtgaacttca	agatccgcca	caacatcgag	4200
gacggcagcg	tgagctctgc	cgaccactac	cagcagaaca	cccccatcgg	cgacggcccc	4260
gtgctgctgc	ccgacaacca	ctacctgagc	accagtcgg	ccctgagcaa	agaccccaac	4320
gagaagcgcg	atcacatggt	cctgctggag	ttcgtgaccg	ccgcccggat	caactctggc	4380
atggacgagc	tgtacaagta	agtcgacccg	gaccgccaca	tcgagcgggt	caccgagctg	4440
caagaactct	tcctcacgcg	cgtcgggctc	gacatcgcca	aggtgtgggt	cgcgagcagc	4500
ggcgccggcg	tgccggctcg	gaccacggcg	gagagcgtcg	aagcgggggc	ggtgtctgcc	4560
gagatcggct	cgcgcatggc	cgagttgagc	ggttccccgc	tggccgcgca	gcaacagatg	4620
gaaggcctcc	tggcgccgca	ccggcccaag	gagcccgcgt	ggttccctggc	caccgtcggc	4680
gtctcgcccg	accaccaggg	caagggctctg	ggcagcggcg	tcgtgctccc	cgagtgagg	4740
gcggccgagc	gcgctgggg	gcccgccttc	ctggagacct	ccgcgccccg	caacctcccc	4800

-continued

ttctacgagc	ggctcggctt	caccgtcacc	gocgacgtcg	aggtgcccga	aggaccgcgc	4860
acctggtgca	tgaccocgea	gcccgggtgc	tgagttcggg	tctggaacaa	tcaacctctg	4920
gactcgacaa	tcaacctctg	gattacaaaa	tttgtgaaag	attgactggt	attcttaact	4980
atggtgctcc	ttttacgcta	tgtggatacg	ctgctttaat	gcctttgtat	catgctattg	5040
cttcccgtat	ggctttcatt	ttctcctcct	tgtataaaatc	ctggttgctg	tctctttatg	5100
aggagtgtg	gcccgttgtc	aggcaacgtg	gcgtgggtg	cactgtgttt	gctgacgcaa	5160
ccccactgg	ttggggcatt	gccaccacct	gtcagctcct	ttccgggact	ttcgctttcc	5220
ccctccctat	tgccacggcg	gaactcatcg	ccgctgcct	tgcccgctgc	tggacagggg	5280
ctcggctgtt	gggcaactgac	aattccgtgg	tgttgcggg	gaaatcatcg	tcctttcctt	5340
ggctgctcgc	ctgtgttgcc	acctggatc	tgccggggac	gtccttctgc	taegtccctt	5400
cggccctcaa	tccagcggac	cttccctccc	gcccctgct	gcccgtctg	cggcctctt	5460
cggctcttcg	ccttgcctc	cagacgagtc	ggatctccct	ttgggcccgc	tcccctgta	5520
gtactggtac	ctttaagacc	aatgacttac	aaggcagctg	tagatcttag	ccacttttta	5580
aaagaaaagg	ggggactgga	agggctaatt	cactcccaac	gaagacaaga	ttccggaatt	5640
tatttgtaa	atattgtag	ctattgctt	atattgtaac	cggcgcagct	gctttttgcc	5700
tgactgggt	ctctctggt	agaccagatc	tgagcctggg	agctctctgg	ctaactaggg	5760
aaacctctgc	ttaagcctca	ataaagcttg	ccttgagctg	ttcaagtagt	gtgtgcccgt	5820
ctggtgtgtg	actctggtaa	ctagagatcc	ctcagaccct	tttagtcagt	gtggaaaatc	5880
tctagcatct	agagtatgca	aagcatgcat	ctcaattagt	cagcaaccag	gtgtggaaa	5940
tcccagggt	cccagcagg	cagaagtatg	caaagcatgc	atctcaatta	gtcagcaacc	6000
atagtcccgc	ccctaactcc	gcccactccc	cccctaactc	cgcccagttc	cgcccattct	6060
ccgccccatg	gctgactaat	tttttttatt	tatgcagagg	ccgaggccgc	ctcggcctct	6120
gagctattcc	agaagtagtg	aggaggcttt	tttgagggcc	taggctagag	atcataatca	6180
gccataccac	atattgtag	gttttacttg	ctttaaaaa	cctcccacac	ctccccctga	6240
acctgaaaca	taaaatgaat	gcaattgttg	ttgttaactt	gtttattgca	gcttataatg	6300
gttacaata	aagcaatagc	atcacaat	tcacaataa	agcatttttt	tcactgcatt	6360
ctagttgtgg	tttgtccaaa	ctcatcaatg	tatcttatca	tgtctgctag	ccgggctttt	6420
ttttcttagg	ccttcttccg	cttctcctg	cactgactcg	ctgcgctcgg	tcgttcggct	6480
gcccgcgagc	gtatcagctc	actcaaaggc	ggtaatacgg	ttatccacag	aatcagggga	6540
taacgcagga	aagaacatgt	gagcaaaagg	ccagcaaaag	gccaggaacc	gtaaaaaggc	6600
cgcgttgctg	gcgtttttcc	ataggctcgg	ccccctgac	gagcatcaca	aaaatcgacg	6660
ctcaagtcag	aggtggcgaa	accogacagg	actataaaga	taccaggcgt	ttccccctgg	6720
aagctcccct	gtgcgctctc	ctgttccgac	cctgcctgct	accggatacc	tgtccgctt	6780
tctcccctcg	ggaagcgtgg	cgtcttctca	tagctcacgc	tgtaggtatc	tcagttcggg	6840
gtaggtcgtt	cgctccaagc	tgggctgtgt	gcacgaacc	cccgttcagc	ccgaccgctg	6900
cgccttatcc	ggtaactatc	gtcttgagtc	caaccggta	agacacgact	tatcgccact	6960
ggcagcagcc	actggtaaca	ggattagcag	agcaggtat	gtaggcgggtg	ctacagagtt	7020
cttgaagtgg	tggcctaact	acggctacac	tagaagaaca	gtatttggtg	tctgcgctct	7080
gctgaagcca	gttaoctctg	gaaaaagagt	tggtagctct	tgatccggca	aacaaaacc	7140

-continued

cgctggtagc ggtgggtttt ttgtttgcaa gcagcagatt acgcgcagaa aaaaaggatc	7200
tcaagaagat cctttgatct tttctacggg gtctgacgct cagtggaacg aaaactcacg	7260
ttaagggatt ttggatcatga gattatcaaa aaggatcttc acctagatcc ttttaaatca	7320
aaaatgaagt tttaatcaaa tctaaagtat atatgagtaa acttggctcg acagttacca	7380
atgcttaatc agtgaggcac ctatctcagc gatctgtcta tttcgttcat ccatagttgc	7440
ctgactcctg cgcagtccaa aaaaaaggc tccaaaagga gcctttaatt gtatcggtagg	7500
gcccttagaa aaactcatcg agcatcaaat gaaactgcaa tttattcata tcaggattat	7560
caataccata tttttgaaaa agccgtttct gtaatgaagg agaaaaactca ccgaggcagt	7620
tccataggat ggcaagatcc tggatctcgt ctgagattcc gactcgtcca acatcaatac	7680
aaactattaa tttccctcgc tcaaaaataa ggttatcaag tgagaaatca ccatgagtga	7740
cgactgaatc cggtgagaat ggcaaaagct tatgcatttc tttccagact tgttcaacag	7800
gccagccatt acgctcgtca tcaaaatcac tcgcatcaac caaacctgta ttcattcgtg	7860
attgcccctg agcgagacga aatccgcat cgctgttaa aggacaatta caaacaggaa	7920
tcgaatgcaa ccggcgcagg aacactgcc aacatcaac aatattttca cctgaatcag	7980
gatattcttc taatacctgg aatgctgtt tcccggggat cgcagtggtg agtaaccatg	8040
catcatcagg agtacggata aatgcttga tggcgggaag aggcataaat tccgtcagcc	8100
agtttagtct gaccatctca tctgtaacat cattggcaac gctaccttg ccatgtttca	8160
gaaacaactc tggcgcctcg ggettcccat acaatcgata gattgtcgca cctgattgcc	8220
cgacattatc gcgagcccat ttatcccat ataaatcagc atccatgttg gaatttaatc	8280
gcggcctcga gcaagacgtt tcccgttga tatggctcat aacaccctt gtattactgt	8340
ttatgtaagc agacagttt attgttcatg atgatattt tttatctgt gcaatgtaac	8400
atcagagatt ttgagacaca acgtggttta aacaaatagt caaaagcctc cggcg	8455

<210> SEQ ID NO 19

<211> LENGTH: 12088

<212> TYPE: DNA

<213> ORGANISM: artificial

<220> FEATURE:

<223> OTHER INFORMATION: synthetic

<400> SEQUENCE: 19

tggaagggct aattcactcc caaagaagac aagatattct tgatctgtgg atctaccaca	60
cacaaggcta cttccctgat tagcagaact acacaccagg gccaggggct agatattcac	120
tgacctttgg atggtgctac aagctagtac cagttgagcc agataaggta gaagaggcca	180
ataaaggaga gaaccaccagc ttgttacacc ctgtgagcct gcatgggatg gatgaccagg	240
agagagaagt gtttagagtgg aggtttgaca gccgcctagc atttcatcac gtggcccag	300
agctgcatcc ggagtacttc aagaactgct gatatcgagc ttgctacaag ggactttccg	360
ctggggactt tccagggagg cgtggcctgg gcgggactgg ggagtggcga gccctcagat	420
cctgcatata agcagctgct ttttgctgt actgggtctc tctgggttaga ccagatctga	480
gcctgggagc tctctggcta actaggggaa ccaactgctta agcctcaata aagcttgct	540
tgagtgcttc aagtagtggtg tgcccgtctg ttgtgtgact ctggtaacta gagatccctc	600
agaccctttt agtcagtgtg gaaaaatctc agcagtggcg cccgaacagg gacttgaag	660

-continued

cgaaagggaa accagaggag ctctctcgac gcaggactcg gcttgctgaa gcgcgcacgg	720
caagaggcga gggcggcga ctggtgagta cgccaaaaat tttgactagc ggaggctaga	780
aggagagaga tgggtgagc agcgtcagta ttaagcgggg gagaattaga tcgcgatggg	840
aaaaaattcg gttaaggcca gggggaaaga aaaaataaa attaaaacat atagtatggg	900
caagcaggga gctagaacga ttcgcagtta atcctggcct gttagaaca tcagaaggct	960
gtagacaaat actgggacag ctacaacat cccttcagac aggatcagaa gaacttagat	1020
cattataaa tacagtagca accctctatt gtgtgcatca aaggatagag ataaaagaca	1080
ccaaggaagc tttagacaag atagaggaag agcaaaaca aagtaagacc accgcacagc	1140
aagcggccgg ccgctgatct tcagacctgg aggaggagat atgagggaca attggagaag	1200
tgaattatat aaataaaag tagtaaaaat tgaaccatta ggagtagcac ccaccaaggc	1260
aaagagaaga gtggtgcaga gagaaaaag agcagtgga ataggagctt tgttccttgg	1320
gttcttggga gcagcaggaa gcactatggg cgcagcgtca atgacgtga cggtagcaggc	1380
cagacaatta ttgtctgta tagtgagca gcagaacaat ttgtgaggg ctattgaggc	1440
gcaacagcat ctggtgcaac tcacagtctg gggcatcaag cagctccagg caagaatcct	1500
ggctgtgtaa agatacctaa aggatcaaca gctcctgggg atttggggtt gctctggaaa	1560
actcatttgc accactgctg tgccttggaa tgctagtgg agtaataaat ctctggaaca	1620
gatttggaa cacacgacct ggatggagtg ggacagagaa attaacaatt acacaagctt	1680
aatacactcc ttaattgaag aatcgcaaaa ccagcaagaa aagaatgaac agaattatt	1740
ggaattagat aaatgggcaa gtttggtaa ttggtttaa ataacaatt ggctgtggta	1800
tataaaatta ttcataatga tagtaggagg ctggttaggt ttaagaatag tttttgctgt	1860
actttctata gtgaatagag ttaggcaggg atattcacca ttatcgttcc agaccacct	1920
cccaacccc aggggacccc acaggcccga aggaatagaa gaagaagggtg gagagagaga	1980
cagagacaga tccattcgat tagtgaacgg atcggcactg cgtgcgcaa ttctgcagac	2040
aatggcagt attcatccac aattttaaa gaaaaggggg gattgggggg tacagtgcag	2100
gggaaagaat agtagacata atagcaacag acatacaaac taaagaatta caaaaacaaa	2160
ttacaaaaat tcaaaatttt cgggtttatt acagggacag cagagatcca gtttggttag	2220
taccgggccc gctctagtcc ggaatcagtc ctgctcctcg gccacgaagt gcacgcagtt	2280
gccggccggg tcgcgcaggg cgaactccc ccccaacggc tgctgcgca tctcggtcat	2340
ggccggcccg gaggcgtccc ggaagtctgt ggacacgacc tccgaccact cggcgtacag	2400
ctcgtccagg ccgcgcaccc acaccaggc caggggtgtg tccggcaaca cctggtcctg	2460
gaccgcgctg atgaacaggg tcacgtcgtc ccggaccaca ccggcgaagt cgtcctccac	2520
gaagtcccgg gagaacccga gccggtcggg ccagaactcg accgctccgg cgacgtcgcg	2580
cgcggtgagc accggaacgg cactggtcaa cttggccatg gtggccctcc tatagtgagt	2640
cgtattatac tatgccgata tactatgccg atgattaatt gtcaacacgt gctgcaggtc	2700
cgaggttcta gcgcgtggcc tccgcgccgg gttttggcgc ctcccgcggg cgccccctc	2760
ctcaecggca gcgctgccac gtcagacgaa gggcgcagcg agcgtcctga tccttcgcc	2820
cggacgctca ggacagcggc ccgctgctca taagactcgg ccttagaacc ccagtatcag	2880
cagaaggaca ttttaggacg ggacttgggt gactctaggg cactggtttt ctttccagag	2940
agcggaacag gcgaggaaaa gtagtccctt ctccggcatt ctgcggaggg atctccgtgg	3000

-continued

ggcggggaac gccgatgatt atataaggac gcgcccgggtg tggcacagct agttccgctc	3060
cagccgggat ttgggtcgcg gttcttggtt gtggatcgct gtgacgtca cttggtgagt	3120
agcgggctgc tgggctggcc ggggctttcg tggccgccc gcccctcggg gggacggaag	3180
cgtgtggaga gaccgccaa ggtgtagtc tgggtccgcg agcaaggttg cctgaactg	3240
ggggttgggg ggagcgcagc aaaatggcgg ctggtcccga gtcttgaatg gaagacgctt	3300
gtgagggcgg ctgtgaggtc gttgaaacaa ggtggggggc atggtggggc gcaagaacct	3360
aaggctctga ggccttcgct aatgcgggaa agctcttatt cgggtgagat gggctggggc	3420
accatctggg gacctgacg tgaagttgt cactgactgg agaactcggg ttgtcgtctg	3480
ttgcgggggc ggcagttatg gcggtgccgt tgggcagtc acccgtaacct ttgggagcgc	3540
gcgcctcgt cgtgtcgtga cgtcacccgt tctgttggt tataatgcag ggtggggcca	3600
cctgccggtg ggtgtcggg aggcctttct ccgtcgcagg acgcagggtt cgggcctagg	3660
gtaggctctc ctgaatcgac aggcgcggga cctctggtga ggggagggat aagtgagcgc	3720
tcagtttctt tgggtgggtt tatgtacta tcttcttaag tagctgaagc tccggttttg	3780
aactatgcgc tcgggggttg cgagtgtgt ttgtgaagtt ttttaggcac cttttgaaat	3840
gtaatcattt gggcaatat gtaatttca gtgtagact agtaaatgt ccgctaaatt	3900
ctggccggtt ttggcttttt tgttagacgc tagcctagcg gatccgaatt ctcgaaactt	3960
aagatgcacc cagaacgct ggtgaaagta aaagatgctg aagatcagtt ggggtgcacga	4020
gtgggttaca tcgaactgga tctcaacagc ggtaagatcc ttgagagttt tcgccccgaa	4080
gaacgttttc caatgatgag cacttttaaa gttctgctat gtggcgcggg attatccgct	4140
attgacgccc ggcaagagca actcggtcgc cgcatacact attctcagaa tgacttggtt	4200
gagtactcac cagtcacaga aaagcatctt acggatggca tgacagtaag agaattatgc	4260
agtgtgccca taaccatgag tgataacact gcggccaact tacttctgac aacgatcgga	4320
ggaccgaagg agctaaccgc ttttttgac aacatggggg atcatgtaac tcgccttgat	4380
cgttgggaac cggagctgaa tgaagccata ccaaacgacg agcgtgacac caccgacgct	4440
gtagcaatgg caacaacggt gcgcaacta ttaactggct ccggaggcgg cggtccggc	4500
ggcggcggct cgagcggcgg cggcggatcc ctacttactc tagcttcccg gcaacaatta	4560
atagactgga tggaggcgga taaagttgca ggaccacttc tgcgctcggc ccttccggct	4620
ggctgggtta ttgctgataa atctggagcc ggtgagcgtg ggtctcggg tatcattgca	4680
gcactggggc cagatggtaa gccctcccgt atcgtagtta tctacacgac ggggagtcag	4740
gcaactatgg atgaacgaaa tagacagatc gctgagatag gtgcctcact gattaagcat	4800
tggtagacag atctgcccac tagtgagtcg tattacatcc atcacactgg cgccgcgaaa	4860
ttccgcccct ctcccctccc cccccctaac gttactggcc gaagcgcctt ggaataaggc	4920
cgggtgtcgt ttgtctatat gttattttcc accatattgc cgtcttttgg caatgtgagg	4980
gcccggaaac ctggccctgt cttcttgacg agcatccta ggggtcttcc ccctctcgcc	5040
aaaggaatgc aaggctctgt gaatgctgtg aaggaagcag ttcctctgga agcttcttga	5100
agacaaacaa cgtctgtagc gaccctttgc aggcagcggg acccccacc tggcgacagg	5160
tgctctcgc gccaaaagcc acgtgtataa gatacacctg caaaggcggc acaaccocag	5220
tgccacgttg tgagttggat agttgtggaa agagtcaaat ggctctcctc aagcgtattc	5280

-continued

aacaaggggc tgaaggatgc ccagaaggtg cccattgtg tgggatctga tctggggcct	5340
cggtgcacat gctttacatg tgtttagtcg aggttaaaaa aacgtctagg cccccgaac	5400
cacggggacg tggttttcct ttgaaaaaca cgataatacc atggccaccg agtacaagcc	5460
cacggtgcgc ctcgccaccg gcgacgacgt cccccgggcc gtacgcaccg tcgccgccgc	5520
gttcgccgac taccocgcca cgcgccacac cgtcgaccgg gaccgccaca tcgagcgggt	5580
caccgagctg caagaactct tcctcacgcg cgtcgggctc gacatcggca aggtgtgggt	5640
cgcgacgac ggcgcccgcg tggcggtctg gaccacggcg gagagcgtcg aagcgggggc	5700
ggtgttcgcc gagatcggct cgcgcatggc cgagttgagc ggttcccggc tggccgcgca	5760
gcaacagatg gaaggcctcc tggcgccgca ccggcccaag gagcccgctg ggttcttggc	5820
caccgtcggc gtctcggccg accaccaggg caagggtctg ggcagcggcg tcgtgctccc	5880
cggagtggag gcggccgagc gcgctggggg gcccgccctc ctggagacct ccgcccggcg	5940
caacctcccc ttctacgagc ggctcggctt caccgtcacc gccgacgtcg aggtgcccga	6000
aggaccggcg acctgggtgca tgaccgccaa gcccggtgcc tgagttcggc tctggaacaa	6060
tcaacctctg gattacaaaa tttgtgaaag attgactggt attcttaact atgttctccc	6120
ttttaogcta tgtggatacg ctgctttaat gcctttgat catgctattg ctcccgctat	6180
ggctttcatt ttctcctcct tgtataaatc ctggttgctg tctctttatg aggagtgtg	6240
gcccgttgtc aggcaactg gcgctgggtg cactgtgttt gctgacgcaa cccccactgg	6300
ttggggcatt gccaccacct gtcagctcct ttccgggact ttcgctttcc ccctccctat	6360
tgccacggcg gaactcatcg ccgcctgcct tgcccgtgc tggacagggg ctcggctgtt	6420
gggcaactgac aattocgtgg tgttgcggg gaagctgacg tcctttccat ggetgctcgc	6480
ctgtgttgc acctggattc tgcgcccggc gtccttctgc tacgtccctt cggccctcaa	6540
tccagcggac ctctcctccc gcggcctgct gccggctctg cggcctcttc cgcgtcttcg	6600
ccttcgcct cagaogagtc ggatctccct ttgggcccgc tcccgcctg gaattaatc	6660
tgagctcag acctagaaaa acatggagca atcacaagta gcaatacagc agctaccaat	6720
gctgattgtg cctggctaga agcacaagag gaggaggagg tgggttttcc agtcacacct	6780
caggtacctt taagaccaat gacttacaag gcagctgtag atcttagcca ctttttaaaa	6840
gaaaagaggg gactggaagg gctaattcac tcccacgaa gacaagatct gctttttgct	6900
tgtactgggt ctctctggtt agaccagatc tgagcctggg agctctctgg ctaactaggg	6960
aaacctctgc ttaagcctca ataaagcttg ccttgagtcg ttcaagtagt gtgtgcccgt	7020
ctgttgtgtg actctggtaa ctagagatcc ctcagaccct ttagtccagt gtggaaaatc	7080
tctagcagta gtagttcatg tcactctatt attcagatt tataacttgc aaagaaatga	7140
atatcagaga gtgagaggcc ttgacattgt ttaaaccggc tgatcagcct cgactgtgcc	7200
ttctagttgc cagccatctg ttgtttgccc ctcccccgct ccttcttga cctggaagg	7260
tgccactccc actgtccttt cctaataaaa tgaggaaatt gcatcgcatt gtctgagtag	7320
gtgtcattct attctggggg gtgggggtgg gcaggacagc aagggggagg attgggaaga	7380
caatagcagg catgctgggg atcggtggg ctctatggct tctgagggcg aaagaaccag	7440
ctggggctct aggggggtatc cccacggccc ctgtagcggc gcattaagcg cggcgggtgt	7500
ggtggttacg cgcagcgtga ccgctacact tgccagcggc ctagcggccc ctctttctgc	7560
ttcttctcct tcctttctgc ccaogttcgc cggctttccc cgtcaagctc taaatcgggg	7620

-continued

gctcccttta gggttccgat ttagtgcttt acggcacctc gacccccaaa aacttgatta 7680
gggtgatggg tcacgtagtg ggccatcgcc ctgatagacg gtttttcgcc ctttgacgtt 7740
ggagtccacg ttctttaata gtggactctt gttccaaact ggaacaacac tcaaccctat 7800
ctcggctctat tcttttgatt tataagggat tttgcccatt tcggcctatt ggtaaaaaa 7860
tgagctgatt taacaaaaat ttaacgcgaa ttaattctgt ggaatgtgtg tcagttaggg 7920
tgtggaaagt ccccgagctc cccagcaggc agaagtatgc aaagcatgca tctcaattag 7980
tcagcaacca ggtgtgaaa gtcocccaggc tccccagcag gcagaagtat gcaaagcatg 8040
catctcaatt agtcagcaac catagtcccg ccctaactc cgcccatccc gccctaact 8100
ccgcccagtt ccgcccattc tccgcccctat ggctgactaa ttttttttat ttatgcagag 8160
gcccaggccg cctctgcctc tgagctattc cagaagtagt gaggaggctt ttttgaggc 8220
ctaggctttt gcaaaaagct cccgggagct tgtatatcca ttttcggatc tgatcagcac 8280
gtgatgaaaa agcctgaact caccgcgacg tctgtcgaga agtttctgat cgaaaagttc 8340
gacagcgtct ccgaactgat gcagctctcg gagggcgaag aatctcgtgc tttcagctc 8400
gatgtaggag ggcgtggata tgcctcgcg gtaaatagct gcgcccagtg tttctacaaa 8460
gatcgttatg tttatcgcca ctttgcacg gccgcgctcc cgattccgga agtgcttgac 8520
attggggaat taattcagcg agagcctgac ctattgcatc tcccgcctg cacagggtgt 8580
cacgttgcaa gacctgcctg aaaccgaact gcccgctgtt ctgcagccgg tcgaggaggc 8640
catggatcgg atcgcctcgg ccgatcttag ccagaocgagc gggttcggcc cattcggacc 8700
gcaaggaatc ggtcaataca ctacatggcg tgatttcata tgcgcgattg ctgatcccca 8760
tgtgtatcac tggcaaacctg tgatggacga caccgtcagt gcgtccgtcg cgcaggtctc 8820
cgatgagctg atgctttggg ccgaggactg ccccgaagtc cggcacctcg tgcacgcgga 8880
tttcggctcc aacaatgtcc tgacggacaa tggccgcata acagcggta ttgactggag 8940
cgaggcagtg ttcggggatt cccaatacga ggtcgcacaac atcttctctc ggaggccgtg 9000
gttggcttgt atggagcagc agaocgcgta cttcagcggc aggcacccgg agcttgacgg 9060
atcgcgcggc ctccgggctg atatgctccg cattgtctt gaccaactct atcagagctt 9120
ggttgacggc aatttcgatg atgcagcttg ggcgcagggt cgatgcgacg caatcgtccg 9180
atccggagcc gggactgtcg ggcgtacaca aatcgcgccg agaagcgcgg ccgtctggac 9240
cgatggctgt gtagaagtac tcgccgatag tggaaaccga cgcocccagca ctcgtccgag 9300
ggcaaaggaa tagcacgtgc tacgagattt cgattccacc gccgccttct atgaaagggt 9360
gggcttcgga atcgttttcc gggacgcggc ctggatgatc ctccagcggc gggatctcat 9420
gctggagttc ttcgcccacc ccaacttgtt tattgcagct tataatgggt acaataaag 9480
caatagcatc acaaatctca caaataaagc atttttttca ctgcattcta gttgtggttt 9540
gtocaaaactc atcaatgtat cttatcatgt ctgtataccg tcgacctcta gctagagctt 9600
ggcgtaatca tggcatagc tgtttcctgt gtgaaattgt taccogtca caattccaca 9660
caacatacga gccggaagca taaagtgtaa agcctggggg gcctaagtga tgagctaact 9720
cacattaatt gcgttgccgt cactgcccgc tttccagtcg ggaaacctgt cgtgccagct 9780
gcattaatga atcggccaac gcgcggggag aggcggtttg cgtattgggc gctcttcgc 9840
ttcctcgcct actgactcgc tgcgctcggg cgttcggctg cggcgagcgg taccagctca 9900

960 ctcacaagcgg gtaatacagcgt tacccaacaga atccaggggagat aaccagagaga agaaacatctg
10020 agcaaaagcc cagcaaaaagc cagaaagaccg taaaaagaccg gctgttgcctgg cgtttttcca
10080 taggtctccgc cccccttgaccg agccatccaca aaatccgacgc tcaagtccaga ggtgctcgaaa
10140 cccgacagagg cctacaagagat accagctggtt tcccccttggaa agccccctccgc tgcgcccccc
10200 tgttccggacc ctgcccgcctta cccgagatcact gttcccgccttt ctcctccctccgg gaagcctg
10260 gcttctctccat agctccacagct gtaggtatctc cagttccggtg taggttccgttc gctccaaagc
10320 gggcttctgctg cacgaaacccc cccgttccagcc ccgaccctccgc gcccttatccgc gtaaccatcc
10380 tcttctgagctc aaccctggctga gaccacagcctt atccgcccactg gacagccaccga ctggttaaca
10440 gattcagcagag agcggagctatg taggtccggtgc tacagagcttc ttgaagctgct ggcctaaacta
10500 ccggctcacacc acgaaagacaacag tacttctggtat cctgcccctccg ctgaaagccagc taaccctcc
10560 aaaaagagctt ggttagctccctt gattcccgccaa accaaaccccac ccctggtttagcgg gttggtttt
10620 tgttctgctcag cagcagagatca cgcgcaagatca aaaaagagatct ccttctgattctt
10680 tctcaccggggg tctgaccgctcc agtggaaagaa aaacctccacgt taagggatctt tggttccatgag
10740 atttaccacaag aggtatcttcca cctagatctc tttaaatca aactgaaagt ttaaacctca
10800 ctaaatgattat tatgagtaaaa cttggtcttga cagttaccaca tagtttaactca gttgagggcca
10860 tactctccagc atctctgctcat tccgttccatc catagcttgc ccctgactccccc tctgctgtagat
10920 aactaccagata ccggaggggctt taccatctggg ccccaagctgc gcaatgatac ccgagagacca
10980 accctccaccgg gctccagatc tactccagcact aaacccagcca gccggaaaggg ccgagagccgag
11040 aaggttggctcc cccaacttat cccgccctccat ccagctctcat aattgcttccgc gggaaagctag
11100 agttaaagctag tccgcccagttc atctctgctg caaagcttctg gccatcttgc cagggcatccg
11160 ggttctgctccag cctcgttctggtg gttatgctcc atttccagctcc gtttcccccagc gatccaagc
11220 agttctacagag tccccccctcctt gttctga tctgctcaaaa agctgggttagc tcccctccggt
11280 tctctcagagag aagttcttggcccg cagttgttatc actccatggtt atggtccagccac tgcctaa
11340 tctctcagagag atgtcccctccg taagtatgctt tctcgttgcact ggttgcgtagct caaaccaag
11400 atctctgagag tagttgtatgc ggtgacccggag tctgctctccctc ccggtccctca taccggg
11460 tactccggccca catagcagaa ctttaaaagt gctccatcact ggtcaaacctt cttccggggg
11520 aaaaactctcca aggtatcttaca ccgctgttctgag atccagctccg atgttaaccaca cctcgtg
11580 caacgtatctc tcaagctatctt tcaacttccac ccagcttctc gggctgagctcct ggggtgagcca
11640 gcaaaaaggg gaaataagggc gacacagggaaa tgttgatac tcatatctctt
11700 ccttttttcaa tattatcaaa gcaattatca ggttctatgt cctcatgagcgg gatcacatatt
11760 tgaatgattat tagaaaaaata aacaaatagg ggttcccgccg acatcttcccc gaaaagctg
11820 accctgacgcct gacggatccgg gagatcaact tgttctatgc agcttatcaat ggttacaaca
11880 aagccaatagc catccaatca tccaacaata aagcattttt ttcacctgcat tctagttg
11940 gtttctgctcaa accctcaact gtaacttatc atgtctcttgat caactctgga tacccaagctca
12000 accaaatca tcccccaact cccaacccat accctcatc accctcatc cactgcccact
12060 tccatttatac tcaaaaacctg gatctccctccg aattatcttcc atttttaaagaa aattctgatt
12088 gttaaatagc tactacaacac cttagtagt

- cont Inued

-continued

```

<212> TYPE: DNA
<213> ORGANISM: artificial
<220> FEATURE:
<223> OTHER INFORMATION: synthetic

<400> SEQUENCE: 20
catgcacacc aataaacttt tgcttttctt tttagccaat aatatgttcc cgtgtgggtt    60
ttataggtta accacttatg gtgtaaagta ggatattcat agttattgaa aacatgggta    120
cacaatgtaa cactaaacta ctatccgcac taatagcaac tgcaatcacc ctaactgcc    180
ttctagctcc ggtactttta catgaacaag aaaaggcatt ttaccgacaa ctttttgccg    240
aaagtcaaca tgtaaaaaa cccatcacgg tagttcaggg agatacagtt taccttaacg    300
ctagtaataa cccctgcaac tattccagct tctggaacta tggcgattgc gaactttgtg    360
gatggaacgg atacatacaa agacaatacc acgaaaacaa atcgtgctct ccacgattta    420
catgttttaa tgacacaaa ggtccttagac tacataacgt tacgttttagc gattcaggaa    480
catacacaga atacatgtac gactgtgatt ttccatgtaa cacgagtgc tatgaatatg    540
acatactaaa ctattttgac aattgtacta ctaccataaa cagtaccaat tatattatca    600
ccgtattgtc tccacgcat tctaaacaca ccgatttgc cgtatccgct caccgccggt    660
tggcagctgc catggtgaca gtaattataa tttgcgttt gatctacttt aacgttccgg    720
caaccgggag acacagacta cgaactagaa ataacgttaa ccacatactg taattacaaa    780
gtatcgacgc tagtttattc aggataaatt tgtgctactt tgtgtagctc tcaaaaattg    840
taaggcccca cttttccact ccgtcatgaa agatcgtaat aagctactca tatgtattat    900
ccttattttc accatgtgcc tcatctgtct ttattttaa cgcggttga ttctactcc    960
atctccagac aaggcagatc tgcgagtga atttccttcg ttatctccgt gtgtcggcat    1020
acaatgcgct tcacgggaag atgcgtgata catagcgtac cccagacgg tacggcttat    1080
gagaacacaa ttgaaggaaa gtacagggtc ctggtgatat gttattacag aaggtcacgg    1140
aacacaaaac tttctcgcgt gtgtttttat aaaagagcgt ctggaagcag cttgagccac    1200
actacgggcc agatgacgag cgtgatcaaa aatatgccgc gcagtagtgc aaagccgtac    1260
tgagcgtgag aggcgggtag ggtgccgaac gacggatatg cgtcgtcacc atctttgact    1320
ataaggatcg cgaccgaatc ttcggacatg gtaaaagcca cccactgtgg ctggtatgta    1380
gcgtatccgg tttggaatcg ttcggctccg gctcggggga tagtgaggaa ttctcagggg    1440
acgatatggg acccaatgac tggataaaag aagggttttt ccagtaaga tgatccccgt    1500
atcacatgag atctggatat gtataaatga ggagtgaat aggcaaaggg taccagacac    1560
cggccccgct atgcagccgc tggttctctc agcggaggaa ctatcgtctc tgetgatttg    1620
caaatacacc ccaccttaag cgacgagtc ataaagcacc gttatccggg tacggtgaaa    1680
gtgacccgga ttgaccacag tccctttttt gtttttgcac cgtttatcgt caccactagt    1740
gcaatatttt taccgtaagg ctgaaagagt atcgttatga tgcttagaat gtggagatta    1800
ttacagatgg tactgcttgc cactgactgt tattatgttt ttgcgaattg ttcaatcagc    1860
acgacgactg ctctgtgga atggaagtct cccaaccgct agattcccaa gaatattacc    1920
tgcgctaatt actcagggac cgtcggcggg aacgttactt ttcagggctc caagaataaa    1980
acggaagact ttttatcttg gctactcggg tctggtata agtctatttg ctctgtcttc    2040
ccacaactcc ctggtgatcc taatgagcag cttaccagat atgaagtaac caacctcagc    2100

```

-continued

tacaattgta	cctatgaccg	cctaacgtta	ctgaatctaa	cgatggaaaa	cagcaggaat	2160
tactatttca	gaagagaaga	tgcgaattcc	accttctact	actcttgta	caacctgacc	2220
gtgtcctaga	gaacgcacgt	gaagttccac	agagccgcgt	ggctgtagct	attgtttacg	2280
ttgcttttga	aatgttaagc	gtccctacga	cgctaactcg	ggggagtcca	gggttttccc	2340
agtcacgacg	ttgtaaaacg	acggccagtg	aattcgagct	cggtaaccgg	ggatcttgaa	2400
gttccatttc	cgaagttcct	attctctaga	aagtatagga	acttcagagc	gcttttgaag	2460
cttgccgtaa	tcattggcat	agctgtttcc	tgtgtgaaat	tgttatccgc	tcacaattcc	2520
acacaacata	cgagccggaa	gacacaagac	tgcactcca	catacaacgt	ggatcatacc	2580
cctggttatc	attataacaa	tcattctttt	aatttgtttc	aaatttcccc	agaaagcttg	2640
gaataaattc	acacaatacc	gatacagcga	tatgctcgcc	gctgcttaa	gaatcaacgt	2700
cgaggaaacc	aaaacgaaa	cataatggat	atgtacgtgt	attttccagc	tactgtttg	2760
aataccgtaa	gaaaaatgac	gtacatatac	gtaataatac	aacagttgct	catgttatgc	2820
ggcgcctgat	taactatadc	gtgagtcacg	gcctttttcc	atggtcctgc	atgaccgcaa	2880
tgatacttta	caggtattcc	gaaacctgta	tggaggtcac	cgttaaagta	ggtgatccgg	2940
tcaccctcgg	aagtgacac	ggttatcadc	ctggccaaag	agtacactgg	tataatcatt	3000
catgtgtcgg	catcggtaac	ggcgaaaatg	cgatccctat	ctgtacctac	gaccctccta	3060
aacctggtaa	acataagacg	atgaaaacca	ctccgcccgc	attaccgccc	ttgtacgaat	3120
gtcataattc	tacattaagt	atccttcacg	taaacgtttc	agatcccaaa	aactactgca	3180
gacgaaaatg	tccatcaaat	ggtaataact	gtgagtttcc	cacgtgtttt	cagttatcgc	3240
ttattttatag	aacgacgacc	accaaaaaac	ccggacaaaa	aactacgtca	ccgagattaa	3300
gaaccacgcc	aaagaacat	acacagcaca	aaagatccac	aggaagaacg	tcacctaaag	3360
attataatgt	tacaggtctg	ccaaaaggct	ttgcggactc	gtttaccggg	aacgcagagg	3420
cacatagagc	caaagatgcc	gcacacagcg	catggattat	cattgtcadc	atcattatca	3480
tagtcgtcat	tttattttct	ttcaagattc	ctcaaagact	ccgagaaaa	tgggacacca	3540
ggggatactt	ttacaaggga	accgacggcc	tcccactac	ggactaatg	tcgtgagcgg	3600
atggatatct	ccggtttcaa	accactggt	tgaatatagg	gacagtcctc	acggaacctg	3660
agaacatgtg	gaaattacct	gtggtagaat	gctgttcagg	tacatcacct	ttcatcgcga	3720
aaaggtactt	tacctaacgg	ctgcatgcat	ctttgggggc	tacatcagcc	tccacgatgc	3780
ctgcataccg	gtggttggca	aaataggtac	caacgtcacg	ttgaacgcgg	tagattttca	3840
tcccggatg	cacgttcgct	ggtcttacgg	tcccggggg	gcaggctaca	tgctatgtgt	3900
ttacactggt	agttggacag	aatacaaaaa	gccagacatc	atttttaagt	gtttatcaaa	3960
taacagtctt	cttttaatta	acgtaactgt	aaattatacc	aacacttacc	gtaccttgac	4020
atcgttaaac	aattgggttc	acaatcaaca	tcaccataaa	tttcccggat	ggaacttgga	4080
cacatgttac	agtctcacag	tgaacgaaaa	cggatcattc	cccactacca	ccacaaaaaa	4140
accactacg	accacgagaa	cgacaactac	caccacaaca	aagaaaaaca	ccaccacgag	4200
aacaaccacc	gccgccaaga	agacgacgat	aagcactacc	catcataaac	actccagtcc	4260
caaaaaatcc	agcaccctca	acagtcacgt	agaacatcac	gttggttttg	aagccacagc	4320
agcggaaaca	ccgttacaac	caagcccaca	gcaccaacac	gtggctacac	acgccctctg	4380
ggttttagcg	gtcgtaatcg	ttattatcat	cattatcatt	ttctactttc	gaataccgca	4440

-continued

aaagctgtgg	ctgctctggc	agcatgacaa	gcacggcatc	gtgctcatcc	ctcaaacga	4500
tctgtgagca	agtcgcgtag	gaaatgattg	catgaaatca	ctgtgaaacg	ccaactccgt	4560
gccagctggc	gcgggggaca	ggcctttgac	gtatttgaag	ccaggcgcgc	tctcgatacc	4620
gaaaggatcc	gagggggcct	tccaaagccg	acgtccctga	ttcccttcat	aaagctgttg	4680
accggcccta	gaaagaccaa	gagcatgctg	tgggcccact	gcggtcgctt	cttgcgttat	4740
catctgctcc	cgctgctgct	gtgtagactg	ccattcttac	tccttttcca	gcgggccgag	4800
tgggcccacg	gcttggacat	tgtcgaggag	gacgagtggc	tacgggagat	acaaggagcg	4860
acgtaccacg	tgtccatagt	gcgccaagcc	atgcagcacg	ccggattcca	agtcagagca	4920
gcgtcggtea	tgacgcggcg	aaacgcccgt	gacctggacc	gaccgcccgt	ttggtcggga	4980
tcgctcccgc	atttggccgt	ctacgatgtg	cgttccccgc	ggccgttgag	accgcccgtca	5040
tcacagcatc	acgccgtatc	accgcaactg	ccgtcgcgag	acgggatacg	ttggcagtac	5100
caagagctgc	agtatctggt	ggaagaacaa	cggcggcgaa	atcagtcgcg	caatgcgatt	5160
ccgagaccct	cgttcccccc	tccggatcca	ccatcgcagc	cggcagagga	tgcacgagac	5220
gcggaacgag	aacgtgccga	atcaccacat	agtgcagaaa	gcaccgtcag	gcacgacgcg	5280
agtgagaaag	cagtgcggcg	acggcacgaa	agacggcgct	ataacgctct	gacggtcctc	5340
agccgggact	cgctgctcct	gacgcgaata	cgttcttcca	accaacgggtg	tttcggacgc	5400
gggcgtctga	gacatcccgc	gggaagcggg	cccaacaccg	gcggaaccgcg	accggcgggt	5460
gcgggactcc	gtcaactacg	ccaacaactg	acggtcctct	ggcagctggt	ccgcctacgg	5520
tgccaacggt	ggacacagca	ggtctctagc	cagatcagaa	cccgtggga	ggaagcaac	5580
gtcgtgagcc	agacggccac	gcgagtacgt	acgtggttcg	tgaaaagaac	cacgttttgg	5640
cgctgcacgt	gggttccggg	acagaaccgc	gcgccggaag	cgcaagaact	ggccgtcata	5700
ccgcccggac	ccacgggtgct	ccggcagaa	gaggaaccac	gtcaacagct	tacgggagag	5760
gagacaagaa	attcaacgca	cactcaacgt	gaagaagtgg	aggacgtttc	gagagagggc	5820
gcgagagaag	ggaatgatgg	gagccgagca	agtggaacg	acgagagaag	gaataatgcg	5880
ggaagatatg	atgatgatca	tgaggttcaa	gagccgcag	tcacttatcc	agcgggacaa	5940
ggagaactga	ataggaggtc	acaggaggag	aacgaggaag	gtggaccgtg	tgaatcgccc	6000
ccaatgacga	caaatacgtc	gaccgtggcc	tgtccgcccc	gagaaccccc	gcatcgtgcc	6060
ctgtttcgtc	tatgetttagg	actgtgggtc	tcgagetacc	tggttcgacg	gcccatgacg	6120
atttagaata	caccgagcca	ttcctttatt	tccccccatc	cccggtcgct	tatgctggtt	6180
aaacactacc	aataaagata	atctgccaat	cgcaccttat	atataaatatg	tggtcgcgtg	6240
tggtcttttt	aaggagctct	gaaacacaga	caggtatggg	cgggtggtcgg	ctgccgccgc	6300
tgtggctgcc	gctactgatc	gcctggagcg	agtggggcaa	ctgctgcctc	gatgcgcctc	6360
cgggtggtg	ttcgccctgt	ctgcagccgg	tgcgcgaccg	caaccgcgag	cggaaaccgg	6420
gctcaaccga	gttgtgcctc	tacggcgacc	gtctggagg	ggcctgcac	ttccccgcgc	6480
acgactggcc	agaggctctc	atccgagtcc	acctctgcta	ctggcccag	atcgtgcgtt	6540
cgctgggtgt	ggacgcacgc	agcggtcagg	tgttacacaa	cgacgccagc	tgttacatcg	6600
ccggcggg	ctggcgcttc	gaggacggcg	gcgcgccgca	gcgctgagc	ctctcgtttc	6660
ggctcatcac	cgagaccgcg	ggcacctaca	cctgcgtgct	gggcaacgag	acccacagcc	6720

-continued

tggcgaccga	gaccacggcg	ctggtggccg	acatgcacga	cctgogccac	tgggaccgct	6780
cctgcgacct	ggctttcgga	tgcgctcac	agacgcgga	cctgtggacg	cccgatccct	6840
ccaggttgcg	cagtataaac	tgcggttggg	agggtgaacg	gcacgcgta	gtccactaca	6900
tccccggcac	ctcgggtttg	ctgccctcgt	gcgaggagga	cgagcgcgaa	ctgtgcgtgc	6960
ccttcacatcag	ccagagcatt	gcgacaaca	actgcagccg	ccggcatcga	gttgacggcg	7020
ctaggcggcg	ctatcatcta	cggagggatt	actggctgac	ggatccgaag	atcgggttgc	7080
tggccgcggy	atcgggtggc	ctgacctccc	tctgccacct	gctgtgttac	tgggtttccg	7140
aatcgtaccg	gcgtctgaac	accgaggagg	aaagcgaggc	ggcggaggaa	actgccgcyg	7200
gagaagcctc	tgcggtagcg	gcgccggccg	tctctgagga	agagcagcgg	cgggagtaaa	7260
cgaggagagc	catgaagcgg	atgattcgca	gtcacggcag	gaaaacggaa	tgtcagatga	7320
cgggcgcccg	cgagcgaagc	ggctcccgcg	tccgtgcgcc	catctgcggc	agcggatccc	7380
gacgcggcag	cgggcacca	gaacgcggcg	actccgacgt	cggctccatc	gcccacagta	7440
gcggtaccag	acgcggttcg	gcgaatgaaa	cgcccgccgt	tacgcggacc	gatcaccaga	7500
aggcggacat	tgggctgtgg	ttcatgttcc	tgggttttgg	actgtgttcg	tggttggcga	7560
tgcggtatcg	cgcaacaata	attttgaatc	gatgtcaagg	aacgcgtgtt	ttgtatttta	7620
ttgggaatat	tggcggggat	aaaccggttt	cggatgttta	cccttaatct	taccggggac	7680
ctcgttgtcc	tctcctcctt	cttctcggga	caccgggctc	catgctgacg	taggtaccga	7740
ctggggctcaa	aagcctgggt	acttatgagg	agcgcgcaca	aaggaccgtt	aggcgcggcg	7800
atggagcgtc	gccgaggtac	ggtaccgctg	ggatgggtgt	ttttgttctt	ttgcttatct	7860
gcctcttctc	cgtgtgtgtg	tgaacctggg	agcaagtcct	ccaactcgac	ctgccgcttg	7920
aatgtgacgg	agttggcctc	gatccatcct	ggggaacagt	ggacgttaca	cgggatgtgt	7980
atctctatct	gctactacga	gaatgtgacc	gaggacgaga	tcacggcgct	ggcttttact	8040
tggcagcata	acgagtctgt	ggttgacctg	tgggtgtacc	agaaacgacac	ggtgatccgc	8100
aatttcagcg	acatcaccac	taacatcttg	caagacggac	tgaaaatgcy	aaccgtccct	8160
gtgactaaac	tgtacaccag	cgcgatggtc	actaatctta	ccgtgggccc	ctatgactgt	8220
ttacgctcgc	agaacggtag	gacgaaaata	atcgagcgcc	tctacgtccg	attgggctcg	8280
ctatatccga	gaccgcccgg	atccgggctc	gccaacaccc	cctccgtaac	cgccgacgag	8340
gaactgtccg	cgaccttggc	gagagacatc	gtgttggctt	cagccatcac	tctgttcttc	8400
ttcttgttgg	ccctacggat	ccccagcga	ctgtgtcagc	ggctgcgcat	tgcctgccc	8460
catcgatacc	agcggttacg	caccgaggac	tgaacggata	accgcaaagg	ccacgtgcaa	8520
cgttcacgct	gctataagaa	ggccatgtcc	cccgtggacg	ggtctctttg	acacgagcgc	8580
ggcacgcgct	tgccacgagc	atggatcacg	cgtctttcac	acaactcgtc	ggccgacccc	8640
gtcactgtcg	gttggaaatg	ttgattctgg	acgaaacaggt	gtctaagaga	tctggggaca	8700
ccacggttta	ccacaggcgc	cgcaaacatc	tacctcgacg	tcgcgctccg	tgcggccccc	8760
agaggccccg	cgagattccc	aaaagaagaa	aaaaggcggc	cgtccttcta	ttttggcagc	8820
atctgtgtcg	gctgtttcga	cgacttttct	ttcctcggga	ggactcagag	ccactgatgt	8880
cggatccggc	acggtctccc	gaagaggagg	agtaaacac	acacggctaa	gaggatacat	8940
catcaaagaa	gataggaggg	gtcaaacgc	ggactgaaag	tatataacgc	cgatcatgtc	9000
cgaggaaactg	ttaataaaac	gccatgatga	caatgtggtg	tctgacgttg	tttgtgtgt	9060

- continued -

9120 gtagtvtgag agtvtgtag atgcaagtvt tvgttacvg gttacacvggt attttcagatg
9180 atcacatcga tavgatcvtg accgtvtgtag gatttttga cgggcaacaac ttttttacc
9240 atcacgttaa tccagcgtt aaagcgtcaa gttcgggcaa gttacccat tcttggatgg
9300 ctaacgtctc gggcgtctac cccaccctaac tggaccggga aggagccaaa gttacccat
9360 ttttttcaaca aaaccgtag aaaccgttag agctggaaat tgggttgggt tacccgtcac
9420 agagcvtgct gacgtgtag cacgagvtga ataacagga ataacagga ataacagga
9480 gttacagggg atttttgggt gaccgggaaa cttaatgga gttcaaggat aaaccgaca
9540 tvtgtagaggg ccccaatcac gaatatggt gtttgaagca aaacaagaag tacatcgaag
9600 gtaaatcaa aaacatcagc gagggggata ctacaatcaa aggaaatc ctcaagggt
9660 atggtcaccat atggtcctc atttatagcg gtttcaaac cccctcacc caaccagttgg
9720 taaggggctg tttccagaaa acagatcga acagatcga agcatctgt accatctaac
9780 ggttctctcc aggggaaat atatatcat ttatccatca cggtaaatcaa gtcgccagatg
9840 atagcagacc caatgcaat ccgctatc caaccctga tgggacttt catcagggat
9900 gttacagttag catcttttgc aatcaaaat accaccctgg cgttaacaac gttaatgg
9960 cgggtggaaat ccccatcagc gttacatcacc ctagaccagc ttccctgggg gaggttcc
10020 atcaaccagc agctaaaca acgtatatcaa ccatgaccat cagcagttc ctcctcagcc
10080 tggcttttatg ccgctatc tccatc tggcagctac ttaccaccctg aaacaatcaa
10140 taagttcaac ggcctctctg tggcctctac gcaaggctcc gttcgtcagaa ccagcaacg
10200 cctgttatgag cttttttacc gttcagttaac ccggctcgg gttcagccagc tcatgtttct
10260 caaccagc accctcagc gtttctgtag tccatcagc cgaatctcc cgaatctcc
10320 ctaacatg tctgttgg atccagggc cgttgcagc gaggccagc gttcagttccag
10380 agtvtgtag gcaatctaa tggaaacgct gaagccagc atctcagaa attcgtgggt
10440 agcagcagc atgagcagc atggtgtag caggatcagc caggggtagc tgaaccagaa ccgctctccag
10500 attatcaagc gtttttcaa taacccatc cggtagcctc cggtagttctc tgtttgaaac
10560 cggccctc gtttcttatg aaaaaccggc tgggttatc aagccgggtc cggcgggtc
10620 tctatctaac tggagcaag gtagttgag gtaagttgag gtaaaacaac gttcaaatag
10680 caaccctcag tttgttag accgtctc atatatcaa cggcctcagc ctcagttcctc
10740 ggtcaagatc tgggtatca atgctatcgt gttatcgtga atcaaccacgg ggcacaggtg
10800 acaacagca atgcaaccg aatatatcat acagtatcat tctttgtatc tctcctcaac
10860 ggggtccacg gaatttatc caccggc atcagttt gtaggttt atccaaatc
10920 accggggatc atcaatctc atcagc caagc caatc atcagc atcagc atcagc
10980 tggaggtg atcaaaccc aaaaacaac atcagc gttgagttc atcagc ctcgacccac
11040 cctcctcagc tttctg atcaaacagc attatcgt accctgggaa tggcttcaaac
11100 tatcaaaaat acaaccctg aagttacagc ctttcttgggt atctcgggaaatc
11160 tgggaaatg ggttctg atcaaacac caaacagc atcaaacagc gtttctcaaaa
11220 atgaaaacg cctcagc atcaaacac caaacagc atgatatca ccaaacagc
11280 taacaacaat atctgaggtg atcaaacac caaacagc gaaatctatc atctgaggtc
11340 gttggtcgt atcaaacagc atcaaacagc atcaaacagc atcaaacagc atcaaacagc

- continued -

11400	acgtactctgt	tctccatgtc	ctgcattagaa	atccacaagta	taatactccat	catatccctgc
11460	tccctatctgc	tgcctatctc	catctcgttac	tatcgcgtgtg	gcgcgactct	gatcatgccc
11520	ctggcctcttg	aacgctctgc	agatctcaac	gaggaagagag	aggaataaaga	aaactctgtta
11580	accgccaagag	acacttgagat	ccaagtctgc	atccgcacaac	ggcgactctg	cgtccctctgg
11640	atccggggaaa	gcaaatctgt	gacatctaca	ctctccactc	ctccacggac	tccctcactta
11700	atagaaatcc	caacgctctc	tccgctctgc	cttgagccca	cgccacatgt	aatcctgcat
11760	ccatctcatga	ggactctctg	agccgggtaca	actatctatc	tcccaacagt	
11820	ctcacactgaa	cttgagccaca	caatctatga	catctagactg	gatctatctg	cttctctcggg
11880	atccctctgtc	agatcttaaat	aaaatgtctt	tatcttaaaa	tggtcccaat	gttctctcggg
11940	aatctcatggg	tggggaccagg	ggagaccagg	ggagaccagg	gggggtacat	ggggggggaaa
12000	atcctcctcag	aatcagccaca	gctgattctgg	tagggtctgg	tgcggaggtc	ggtcgtatgac
12060	gattgtctcgt	ctcatctggca	gattccgggca	catctctctcg	tctccctcaca	cgaaccagcca
12120	ctcgtctcgtc	tctgttatctg	tatgatctctg	gaaaaagctc	cgaaccagctc	gcgggcgctca
12180	gaaagcccaag	ctggcccaag	gcccggcagg	ctgaaagctc	atgcgcacaag	atggtcattgag
12240	tccctatgttg	accgtgtgtg	aggtctaac	ccatctcagc	cgttctgacgt	
12300	ggatctccatg	gagagctcgc	gcaactcaat	tgaactcaat	ccctgacgtc	
12360	ctctctcgtcc	agcaaacgctc	atgtctcgggg	cgaagctctca	accgtctcggg	tctgaaaaccc
12420	gctgtctctgc	gaccctcgtcc	gactaacctcg	tcttctcagg	gaccctcagca	gaccctcagga
12480	tgtctcgtcct	caaggtctctc	aacggtcaca	agcccaagctc	gtrctcgtcag	agctcagctc
12540	accaggtctcc	agctatctcgc	ggaggtctatg	gatctctctgg	tctactagctc	tgtactctctg
12600	gggtggctctc	gtcggcaactc	ctcagaaatc	gaaagctcagg	taaaaggtaat	ctggtgggaat
12660	caaacaccagc	agaaataatca	caaaaataatc	gtgatctctga	accgctgttat	cgtgtctctctg
12720	caagctctgac	gtgggaaccac	ccagtatccac	ctcgtatccac	agctaatctca	cccctcagcca
12780	gaaactgtaac	ctcagctcagg	gggggtctcca	caaccgagga	gacagagatc	actccggggga
12840	gttatctgact	ctgtatctcag	accggtatctg	cagctcacaac	aaaagatctga	
12900	tgtacaaccac	gcaaaatctca	ccaagatcaat	tgaaaagagag	atctcagtaac	agctcagacc
12960	aaagggtctca	gactatctctg	atcaaccctgt	tcttctatca	aaaagctcaaa	aggtctctctc
13020	tcaaaacaacc	ccctcctcgg	tcttcttctct	tcttctatctc	gtcaatctctc	gcaaccgtaaa
13080	tcccatagctc	ctgtctatca	gctctctcct	gagaggttat	gaaactgttat	ctccaccagaa
13140	tgtctatctct	ttagaggtct	gctcctcctc	gaccctctcc	ctccaccagc	
13200	cccaaacacc	accacaccag	ctcagagctg	tccgtatctga	aatataaaat	agctcttctat
13260	tctcacaggg	gggggaaaaa	aaaagaccac	gggtccgggg	agaccgggtct	tcaaccggtct
13320	tcaaaaagatc	atgtctctcag	cccaaggg	caggtcaggt	tattcttagct	cgcgtatctctc
13380	ctcctcctcgt	gtaataaaat	gcttctctctg	ccagctctctg	caatctctctg	caatctctctg
13440	atctcaaacct	ctggcccaaac	gtatctctctg	ccagcccaaac	gaccgcaaac	gaccgcaaac
13500	ctcctcctcgt	ctcctcctcgt	ctcctcctcgt	ctcctcctcgt	ctcctcctcgt	ctcctcctcgt
13560	ctcctcctcgt	ctcctcctcgt	ctcctcctcgt	ctcctcctcgt	ctcctcctcgt	ctcctcctcgt
13620	ctcctcctcgt	ctcctcctcgt	ctcctcctcgt	ctcctcctcgt	ctcctcctcgt	ctcctcctcgt
13680	ctcctcctcgt	ctcctcctcgt	ctcctcctcgt	ctcctcctcgt	ctcctcctcgt	ctcctcctcgt

- continued -

13740 tvgvccagct cctctggagc gttgatgagc tggcagctgc gcaaacgat tggatgaaat

13800 tcaagtatgac tctcggccac aaagttcacg gtagtcagagt agatctgtgac ggtccacagc

13860 tacatgvgcgc ccgagvgccgc cagttacagt tcagacggca gttgtgtgac gcccctgtgt

13920 ttcaagaaagt ttgatgtgtca gttctgtcgc acgaaacgcg gcggcctcggc gcagcagagc

13980 tacgtctggcca gacgcctgtgac atcccgctcc tcgctcggcca caaagcgcga gcgacgcgg

14040 ataacgagc agtctctt agtcccaagc agtgcaccgc gttgcgccggc gttgcaccggc

14100 cggcagctct tagggagcct ccagctgttc agcagttatgaa gaaacaagct cttgatatac

14160 gacatctgcgg tccgctcgttc gttgacacaag gtaaatccggc ccgatccggc aaaaaa

14220 aaacgacggc aaaaaccacc cgtgtccgag cgtatggtgc cgtatggtgc cgtatggtgc

14280 ccttgagcggc gttggcagcgc aaaaatgtgc caccgctgatc aaacgggagc tagcgtcggc

14340 gtttttatgccc caaagcagcgc tccgtcgtcc accagtccacc accagtccacc gttgcctgacgt

14400 cctctggggc agtccgggccc agtaccgtgt atgcccgtgt gttccggcctcga accgtctgt

14460 tcaaacagcag gtttaagtc ccagacacatg aaagttgttat gattatctcc caccggatgt

14520 tacgtgtgttc cgcgcacacatg acggcctcggc aggggtcggc tctcggccct gtagcctgac

14580 atcaaggtcga ccgggcaccgc caagtgtgagc aaggtgcggc tctcggccct gtagcctgac

14640 gttccaccaggc cgaagaacgcg catctccgaa gctgttttat gttctgctgac caagtgtgac

14700 ccttccaccgc tgttttatgaa accaccgtgagc ttgcatagac gacagttccgt tccggcggc

14760 tacgttcaacgc gcatgtgaccc cccgtgtgtgc cgtatctgagc atcggcccat gttatccaa

14820 ccgtaggtccc agtccggcga aagttagcgtc taacccaagc cgaagttccagc

14880 tacgtcagc atgtgtgaggt ctcgacggcgc cgcagcaccgc agtccatgagc

14940 tctcggggcc gttatgtagac ggtcgtgtcc tccgctacat agcaaaagac atagccctc

15000 tccgagatgac gttcaaacgcg gttcctctc ttgctgatatc gttcaaacgcg ggtccctcgt

15060 acgaaagcgc ccaagcagcgc caggtcgtcc tccgacagccacaa gttatgtgac ccaagcttc

15120 acgtccctccg gtttctgaggtc ctcgtcctcc ttgacatctcc gcaagcaccag gttccagccc

15180 gttcggccca ccaacggggc caaccctggt gctctgagc gcaaacagc tcccaagcag

15240 cccacggcagc acctcggcgt gtagcaccagc ctagccatgtc agcctcggcgc

15300 tcaagtgtggc agtccggcggc cccgtcggc accaacggcctc gttcctctgt cctcaaccgc

15360 gccaacgctgc cgaagcacaac ttccggccgc gtaggtctgt atctcggctg cccggcctgag

15420 ccggcccaacg ctatataacg tccggccgc gttcctctccaa ttgatgtcagc taagcaacgc

15480 agtccgacgc accctcaagc agtcaagatgt gttcgtcggc gttcgtcggc gttcgtcggc

15540 cctcctggggc caaccctcggc ttgatttatat cccctcggac caacggagcag cgcctcggc

15600 ttgaggtgagc gtaggtcaagc tttccagagc caccgctggtc caccgctggtc cggaggtatc

15660 ggtatccgctg gtaggtccgtt ttgtcggccca cagcgtctcc tccggacgtcc cgtcgtctcc

15720 ccgactcgtgc cgcgtagcaccg gttcggcccaag cgcgcaccagc caaacgagcag

15780 atcgtcgtcgc cgtcgtcggc caaccagc agtcaatccgc cctcggcggcct cgcctcggcagc

15840 acccaagcgc gttcaagttcgc ctaagttcgc gtcggacccgc agttgtgtgcct cgtcgtcggc

15900 gaaacggcgc gttcggcgtc gttcggcgtc gttcggcgtc gttcggcgtc gttcggcgtc

15960 ccaacagttcac acccaagcagc gttcaagcagc gttcaagcagc gttcaagcagc gttcaagcagc

- continued -

16020	ggnccgagtgag tttccctctc gncagcagcga cctcgaagca cctcgaagca
16080	ggtcaggtg gncgacatc tgggtctcga gcccaggtg gtcgagcgg agcaggtcga
16140	gctactcaaa tctgtgtctg aggacttctg actcagcagc ctcgctcggc tcaagctcga
16200	catbaaccctc gggccctctc gctctcaacc gctctcggac cctcgtcggac ccaagctcga
16260	gcccgtggag cggatctcga cgcgtctcga atcagcggac gctgtgtcga tcaactcga
16320	ctacgtggcg caaagagag cgcctcgaat ggtgtggagcc atcagcggac cgtgtcgggg
16380	cgcacagctc agcccggtcag cagccagctc caacaaccag agccgtctcgg ggtcgtcggc
16440	cgtcctcagc cttccactc ctcagctcag aacaggtcga aaggtcagtg acgtcagcggc agtccagcggc
16500	gctcctcgtc ggtcgtcggc cgtcgtcggc aggtcgtcggc gctcctcggc acgtcggcggc
16560	caaccgagctc tacaccgagctc caccgtcggc tccatcagctc ccaagctcggc cccacctcagc
16620	ctcgtcggc gctcctcctc tccatcggc aaacctcggc cggctcctcag agaacaccgc
16680	gggtcagctc cggctcgtctc cgtcgtcggag gctcagctcggag gctcagctcggc tcaagctcctc
16740	ggcgtctcctc agctcagcgtc agctcctcag caccgtcagctc caaccggcctc tccggcgtcgtc
16800	gctcctcgtc ctcaccggc agctcgtcggag cctcctcggag cgtcgtcggc tcactcagctc
16860	caaacctcggc tctgtcgtcggc aggtcagctcggc gctcagctcggc gctcagctcggc actcggggcgtc
16920	cagctcaaaa ctcagctcag cgtcctcctc gctcagctcggc gctcgtcgtctc actctctcagc
16980	cgtcgtcgtc cagcaggtcggc cctctcagctc caccggacctc gctcagctcggc cctcgtcggc
17040	gctcgtcgtc cggcagagctc ctcagctcggc tcaatcagctc tcaagctcggc gctcaccagc
17100	ccctcgtcag gactctcagtg tgcctcagtg gctcgtcggc gctcgtcggc ccaaccctcagc
17160	gctcaccagc ctcagctcagc cctcagctcag cgtcgtcggc tctcagctcggc agccctcctcggag
17220	ctcagcaccatc cgtcgtcggc aaccaggtcgtc cctcctcggc accctcggctc aaatcctcag
17280	ccaccgtcggc cccagcagc gctcagagagc caccgtcagc gactcagctc tcaagcgtc
17340	ctcaggtcggc aaccggaccc atcctcggc aatcctcggc cccctcggc cccctcggc
17400	accgtcggc taccctcagc gctcagagcggc gctcagctcggc gctcagctcggc gctcagctcggc
17460	cgtcgtcggc gctcagctcggc aaccagctcggc cggcagctcggc tcatgctcagag
17520	agctcaggtc agctcagctc tctcctcctc tcaatcggc cccagctcggc aggtcgtcggc
17580	cgcagctcggc gctcagctcggc cctcctcctc cgtcctcctc cgtcgtcggc tcaagctcggc
17640	gctcctcctc cctcctcctc tctcagctcggc caaccagctcggc gactcggcctc
17700	gcaactcggc tctcgtcggc cctcgtcggc cgtcgtcggc cgtcgtcggc gctcagctcggc
17760	gctcctcagctc cagctcagctc cgtcgtcggc cgtcgtcggc cgtcgtcggc gctcagctcggc
17820	ggtcgtcggc tcaagctcggc gctcagctcggc gctcagctcggc accctcctcctc agtccagctcggc
17880	ctcagctcggc cgtcctcctc gctcagctcggc gctcagctcggc cgtcagctcggc ccaagctcctc
17940	accgtcgtcctc cgtcagctcggc gctcagctcggc gctcagctcggc gctcagctcggc cgtcgtcggc
18000	ccaccagctc aggtcgtcggc gctcagctcggc gctcagctcggc cgtcgtcggc cctcgtcggc
18060	ccaccagctc ctcagctcggc ctcagctcggc cgtcgtcggc cgtcgtcggc cgtcgtcggc
18120	gcaaccagctc gctcagctcggc gctcagctcggc cagctcagctcggc gctcagctcggc
18180	ccaccagctc ctcagctcggc ctcagctcggc ctcagctcggc ctcagctcggc ctcagctcggc
18240	ctcgtcgtcgtc atcagctcggc ccaaccagctc cgtcgtcggc cgtcgtcggc gctcagctcggc
18300	ctcagctcggc gctcagctcggc caaacagctc cgtcagctcggc cgtcagctcggc tcaagctcggc

20580 20520 20460 20400 20340 20280 20220 20160 20100 20040 19980 19920 19860 19800 19740 19680 19620 19560 19500 19440 19380 19320 19260 19200 19140 19080 19020 18960 18900 18840 18780 18720 18660 18600 18540 18480 18420 18360

- continued -

20640 20700 20760 20820 20880 20940 21000 21060 21120 21180 21240 21300 21360 21420 21480 21540 21600 21660 21720 21780 21840 21900 21960 22020 22080 22140 22200 22260 22320 22380 22440 22500 22560 22620 22680 22740 22800 22860 22920

- continued

25260	galtgatltlca tlaaagata cgtcctgctg rgtlgtlcltl aactatlcltl cglcltlcltl
25320	aatclcltlcltl aatcltltlcltl gatlgtlcltl clagclgtlcltl clgtlclgtlcltl
25380	catlglcctgcltl gaacccclgtlcltl gctgclcltlcltl clgclgtlcltlcltl
25440	agclclcltlcltl tclgtlcltlcltl gclgclgtlcltlcltl clclagclgtlcltlcltl
25500	clagclgtlcltlcltl gatlgtlcltlcltl clclgtlcltlcltlcltl clgtlclgtlcltl
25560	agclgtlcltlcltl clgtlclgtlcltlcltl clgtlclgtlcltlcltl clgtlclgtlcltl
25620	tlgtlclgtlcltlcltl gclgtlclgtlcltlcltl clgtlclgtlcltlcltlcltl
25680	glclclcltlcltlcltl agclgtlclgtlcltlcltl agclgtlclgtlcltlcltl
25740	tlclclcltlcltlcltl gclclclcltlcltlcltl gclclclcltlcltlcltlcltl
25800	actclcltlcltlcltl gclgtlclgtlcltlcltl agclclcltlcltlcltl
25860	clagclgtlcltlcltlcltl gclgtlclgtlcltlcltlcltl gclgtlclgtlcltlcltl
25920	agclclcltlcltlcltl gclgtlclgtlcltlcltlcltl clagclgtlclgtlcltl
25980	agclgtlclgtlcltlcltlcltl gclgtlclgtlcltlcltlcltl clagclgtlclgtlcltl
26040	clgtlclgtlcltlcltlcltl gclgtlclgtlcltlcltlcltl clagclgtlclgtlcltl
26100	clgtlclgtlcltlcltlcltl gclgtlclgtlcltlcltlcltl clagclgtlclgtlcltl
26160	clgtlclgtlcltlcltlcltl gclgtlclgtlcltlcltlcltl clagclgtlclgtlcltl
26220	clgtlclgtlcltlcltlcltl gclgtlclgtlcltlcltlcltl clagclgtlclgtlcltl
26280	clgtlclgtlcltlcltlcltl gclgtlclgtlcltlcltlcltl clagclgtlclgtlcltl
26340	clgtlclgtlcltlcltlcltl gclgtlclgtlcltlcltlcltl clagclgtlclgtlcltl
26400	clgtlclgtlcltlcltlcltl gclgtlclgtlcltlcltlcltl clagclgtlclgtlcltl
26460	clgtlclgtlcltlcltlcltl gclgtlclgtlcltlcltlcltl clagclgtlclgtlcltl
26520	clgtlclgtlcltlcltlcltl gclgtlclgtlcltlcltlcltl clagclgtlclgtlcltl
26580	clgtlclgtlcltlcltlcltl gclgtlclgtlcltlcltlcltl clagclgtlclgtlcltl
26640	clgtlclgtlcltlcltlcltl gclgtlclgtlcltlcltlcltl clagclgtlclgtlcltl
26700	clgtlclgtlcltlcltlcltl gclgtlclgtlcltlcltlcltl clagclgtlclgtlcltl
26760	clgtlclgtlcltlcltlcltl gclgtlclgtlcltlcltlcltl clagclgtlclgtlcltl
26820	clgtlclgtlcltlcltlcltl gclgtlclgtlcltlcltlcltl clagclgtlclgtlcltl
26880	clgtlclgtlcltlcltlcltl gclgtlclgtlcltlcltlcltl clagclgtlclgtlcltl
26940	clgtlclgtlcltlcltlcltl gclgtlclgtlcltlcltlcltl clagclgtlclgtlcltl
27000	clgtlclgtlcltlcltlcltl gclgtlclgtlcltlcltlcltl clagclgtlclgtlcltl
27060	clgtlclgtlcltlcltlcltl gclgtlclgtlcltlcltlcltl clagclgtlclgtlcltl
27120	clgtlclgtlcltlcltlcltl gclgtlclgtlcltlcltlcltl clagclgtlclgtlcltl
27180	clgtlclgtlcltlcltlcltl gclgtlclgtlcltlcltlcltl clagclgtlclgtlcltl
27240	clgtlclgtlcltlcltlcltl gclgtlclgtlcltlcltlcltl clagclgtlclgtlcltl
27300	clgtlclgtlcltlcltlcltl gclgtlclgtlcltlcltlcltl clagclgtlclgtlcltl
27360	clgtlclgtlcltlcltlcltl gclgtlclgtlcltlcltlcltl clagclgtlclgtlcltl
27420	clgtlclgtlcltlcltlcltl gclgtlclgtlcltlcltlcltl clagclgtlclgtlcltl
27480	clgtlclgtlcltlcltlcltl gclgtlclgtlcltlcltlcltl clagclgtlclgtlcltl
27540	clgtlclgtlcltlcltlcltl gclgtlclgtlcltlcltlcltl clagclgtlclgtlcltl

- cont Inued

27600 cttcgggaaay cttgcacagtt aqatatacaaa gttccctcgatg aqcaagctcca gcaagcgtlgtc
 27660 ggccagatccy ccgtttttcca cggcgttgcctt gaaagtataatg aqcaagctcca gcaagcgtlgtc
 27720 ggaagagcacc atgcagcagct ccttgaaccag cagctctgcaq gctccttgaa tgcgcgcgcag
 27780 acatlttgccy tccagctccct cccaagacct ttgcagactc atgatgaaagc ggcctcgtlgtc
 27840 caagagacttg ttgaagcagctt gaaacagcgc cgttgccttgcag gcttcaagctcc ggttaagctc
 27900 gagcgggtttc acaagaaaca tgttaacggc cacaacccctc aggtttttctc caatgcccgtg
 27960 caacctccgtc atctttgagtt gcaacaaggc gatgggttccc gttcctggccga ttgctgtlgtc
 28020 caagctccgca tcttggaccag aatggaccgcg cttaacgaaagc cttaacgaaagc cttaacgaaagc
 28080 gattctccgca tccgttcgagc agtccctgaatc gaattccggtc agttccctgaatc cagcaccaggtg
 28140 gttcaacggcc ttaaccaagat ccaacgaaagc gtaagtlgtcag cgcgcgaaagc ccaacggccgc
 28200 gcaaacggccac tctgaacctcc cgaagcaaccg ggaagaggttccg ggaattgttgcg aacgcaagctc
 28260 gcttgatgaaat gcaatgaaagc gttttgaaccg aaccgttaacg ggttgcaagggc ggttgcaagggc
 28320 tttttttccgcca caattttttcca ggaattccttcg gttgtgcctccg aqatcccaagctt cgggtcttttgc
 28380 cgttgatgagttg cgcagaaagt ttgaaccagggc ccaaccaatcgc cgcgcctgtc gaaaccgtataaa
 28440 cttgcaaacctc atgctctgagct tctctccagaa cccgggaagc tccgtccgcgcg ggaactgcccgc
 28500 ccgggtcctc tctcggccca cgaatggaccac caatcaatccac caatccggltgaa ggcgcctccacc
 28560 taaagagggagtt taatagagcggaa ggcggatataat cggttttttc taaagcggccgc
 28620 cttgaactcctt cctctctgtt cttcggcccgc ttgtgcctgtc cgcaccagaaac
 28680 cttccctccgca caatcaatgac aacttgcaaca ttgaacagggc gctaatctccgc attcgaaacc
 28740 ccggaagcgtt accctcaaca tccatccatc ttccgtggggc ttccatataa gccaatagttg
 28800 ttgatccacgc gctctctccag aatccgcctgtc ttggcttaatc gaaagcccacc atttcaatgaa
 28860 ccaaaccttca cttcaatcaat tttcctccagc ttactctgtc atccctttatc gtaactccagca
 28920 aaccagttgtc gttgtccggcc ggcctctccagc cgttgaatc tctaatctgaatc atctcaactacc
 28980 caagctctccag atgtgggtctt gcccaccgcttg cctctgtgaa cttccgttatc cgtccgcctcc
 29040 ttcaataaaccy aacataatgacc acccaatcaat accggttcaaac ctataatggtt ttgcctatattgaa
 29100 caatgggtctccgttcgttccgttcaat ttttccctcggctgtc ccggcaagctcgtt ttacaaccaccg gttggtttgattgc
 29160 atccaccagttgc caaacgaaatca atttgaatcaatc atttggggcaccg caccctgtgtga cttgtatctcgc
 29220 taaagttcaagaa atgtctcaccaca gttctcgtctttt cgttggaaagt gctcgcctggaaagc cttggtataaggc
 29280 gttccacggccagc cgttgatataatg atggacgtlgtt tctaacggcctt cttcaactcaaac aaccgttaacg
 29340 gcaagctcaaca gaaacaagag agtctcttaacc ttaaccttctga ttaggctgttgcct cttcaactccct
 29400 tctcgtgggtccgttcgtc acaagaaatccac ttacgtctctcctc ttcaatggtatctt gccaagaaaccg
 29460 cctcgttgggtccacata gcaagttgtgaa cacctccacac ttgcgaaaccac caatggaccgacc cttggtccgaccg
 29520 ttgttggcccaca tctcaacatctc cttcaatcaatc ccaatccctgtga cggcgtcctgtc ggtcctatgatt
 29580 ttctcgtcgaacgc caatgcggcagc tgttcttcggc gttcagttgct gtaacggctccg gcttctccctga
 29640 gtaactcagcagc aatcaactcagca gttcaactcagca gttcaactcagca gttcaactcagca gttcaactcagca
 29700 aatcctcagttgc ttacgtctcaatc gaaacaacatga gcaacaacatga gcaacaacatga gcaacaacatga
 29760 gctcgttctctt caatcttctt caatcttctt caatcttctt caatcttctt caatcttctt
 29820 acaaacatccac aaaaaatcccc caatccgaaactc caaacaaatccca tcaataaacctc agccgggtgtat

29880 gacgtctctc gttacttat tcaagaagca cagaaaccg tgcacatctc cctcctabata
 29940 cggctacacgt ccccttgatc tgcacacagat tccgaccgac tgcgagacgc
 30000 gacgaccgacat cgcgttgagc aggttgagc ccccggtctc atctabatacgc cactcgtgag
 30060 ccaacaaccg gtcaccgacgca actctctgctc cggcaccggtat cgtataaaca
 30120 aagctccccc ctcgagctg tctctctccg agctgctgactc tcccgctcc tctccctcc
 30180 cccgctgccc cccgctgccc agctgctgccc accgctgccc accgctgccc accgctgccc
 30240 gttcgtctcact tgaactctcact catcacaacc cagagactctcact cagagactctcact
 30300 cggaccgccc agtaagtaagaa gtaagctctgca caacgtctgca ggtctccgactt ccaaggtc
 30360 gttcgtctcact agtaagtaagaa gtaagctctgca ctaagtaagaa ctaagtaagaa ctaagtaagaa
 30420 tgcctccgccc gcaacaagca caactctctgct cctcctctgctc tctctgcaaccg agctgcaacta
 30480 ccaagctacagc ccaagctacagc ccaagctacagc ccaagctacagc ccaagctacagc ccaagctacagc
 30540 ccaagctacagc ccaagctacagc ccaagctacagc ccaagctacagc ccaagctacagc ccaagctacagc
 30600 gtcgtaagcaagc tgcgtaagcaagc tgcgtaagcaagc tgcgtaagcaagc tgcgtaagcaagc
 30660 accgctcagc ctaagcaagc ctaagcaagc ctaagcaagc ctaagcaagc ctaagcaagc
 30720 gactctgcaacc aacgctcagc ccaagcaagc gctcgtgccc tggagctgca tcaactgctgca
 30780 gtcctctgccc ccaagcaagc ccaagcaagc ccaagcaagc ccaagcaagc ccaagcaagc
 30840 ccaagcaagc ccaagcaagc ccaagcaagc ccaagcaagc ccaagcaagc ccaagcaagc
 30900 cagaaagcagc tctcctacacac gttctgtaagca tcaagctctgca atctattctcagca agtcttctcagca
 30960 gttcgtctcact tgaactctcact catcacaacc ccaagctcactcact gttcgtctcactcact
 31020 tccgctgccc ccaagcaagc ccaagcaagc ccaagcaagc ccaagcaagc ccaagcaagc
 31080 aagcaagcaagc aagcaagcaagc aagcaagcaagc aagcaagcaagc aagcaagcaagc aagcaagcaagc
 31140 gttcgtctcact aagcaagcaagc aagcaagcaagc aagcaagcaagc aagcaagcaagc aagcaagcaagc
 31200 aagcaagcaagc aagcaagcaagc aagcaagcaagc aagcaagcaagc aagcaagcaagc aagcaagcaagc
 31260 gttcgtctcact gttcgtctcact gttcgtctcact gttcgtctcact gttcgtctcact gttcgtctcact
 31320 aagcaagcaagc aagcaagcaagc aagcaagcaagc aagcaagcaagc aagcaagcaagc aagcaagcaagc
 31380 gttcgtctcact aagcaagcaagc aagcaagcaagc aagcaagcaagc aagcaagcaagc aagcaagcaagc
 31440 gttcgtctcact aagcaagcaagc aagcaagcaagc aagcaagcaagc aagcaagcaagc aagcaagcaagc
 31500 gttcgtctcact aagcaagcaagc aagcaagcaagc aagcaagcaagc aagcaagcaagc aagcaagcaagc
 31560 gttcgtctcact aagcaagcaagc aagcaagcaagc aagcaagcaagc aagcaagcaagc aagcaagcaagc
 31620 gttcgtctcact aagcaagcaagc aagcaagcaagc aagcaagcaagc aagcaagcaagc aagcaagcaagc
 31680 gttcgtctcact aagcaagcaagc aagcaagcaagc aagcaagcaagc aagcaagcaagc aagcaagcaagc
 31740 gttcgtctcact aagcaagcaagc aagcaagcaagc aagcaagcaagc aagcaagcaagc aagcaagcaagc
 31800 gttcgtctcact aagcaagcaagc aagcaagcaagc aagcaagcaagc aagcaagcaagc aagcaagcaagc
 31860 gttcgtctcact aagcaagcaagc aagcaagcaagc aagcaagcaagc aagcaagcaagc aagcaagcaagc
 31920 gttcgtctcact aagcaagcaagc aagcaagcaagc aagcaagcaagc aagcaagcaagc aagcaagcaagc
 31980 gttcgtctcact aagcaagcaagc aagcaagcaagc aagcaagcaagc aagcaagcaagc aagcaagcaagc
 32040 gttcgtctcact aagcaagcaagc aagcaagcaagc aagcaagcaagc aagcaagcaagc aagcaagcaagc
 32100 gttcgtctcact aagcaagcaagc aagcaagcaagc aagcaagcaagc aagcaagcaagc aagcaagcaagc
 32160 gttcgtctcact aagcaagcaagc aagcaagcaagc aagcaagcaagc aagcaagcaagc aagcaagcaagc

- continued -

- continued -

32220 aactcaatca aacgcccggg ctaagcaacc tggagagacg cgtcaaacga tatgatctg
 32280 tctgtacagc tgcgacactc gacgctcgcg cacgctcgcg agctacaact gatgacagac
 32340 tgggtgtgtg aacgctcgcg gacgctcgcg gacgctcgcg gacgctcgcg gacgctcgcg
 32400 ccgagagacgc ggcagactct cgtcaacgct gctcgtcgtg gctcgtcgtg gctcgtcgtg
 32460 agcagctcgcg cctcaccagc gatcgtctac aatcctgtac agctacacgc gcaaccctgc
 32520 gaggcccaac tctacaccct gctcgtcgtg tcaactctca tcaactctca tcaactctca
 32580 aagatccacc cgtcctcgcg cgcgctcgcg cgcgctcgcg cgcgctcgcg cgcgctcgcg
 32640 caggagagac agcgcgagcc cagctcgcg cagctcgcg cagctcgcg cagctcgcg
 32700 cgcgagagag agcctcctct cctcctcctc aacctcctca aacctcctca aacctcctca
 32760 gctcgcgagc agcaccagcc ctaaccctgc ctaaccctgc ctaaccctgc ctaaccctgc
 32820 cctcagactc tctatatact ccaagagcc aagatctca ccaagagcc aagatctca
 32880 cgcactcacc gcaatgatct cgcgagagcc tctcgcgagc cgcgagagcc tctcgcgagc
 32940 tctcatgaaac cctcgcgagc agcgcctcgc ggcagagact cgcgagagcc gctcgcgagc
 33000 caactcgcgt tacttctcgc cgtcctcgcg cgtcctcgcg cgtcctcgcg cgtcctcgcg
 33060 tctcgtcgtc cgtcgtcgtc cctcagcact cctcagcact cctcagcact cctcagcact
 33120 tctcactacc ccaagaccac ccaagaccac ccaagaccac ccaagaccac ccaagaccac
 33180 acaaccagct cctcctcctc cctcctcctc cctcctcctc cctcctcctc cctcctcctc
 33240 gacactcgcg agcgcgagcc ccaaccagct ccaaccagct ccaaccagct ccaaccagct
 33300 tcaactcgcg cctcagcacc ccaaccagct ccaaccagct ccaaccagct ccaaccagct
 33360 ccaaccagcc agcgcctcgc ccaaccagcc agcgcctcgc ccaaccagcc agcgcctcgc
 33420 ggcagagacc tctcagagcc cctcagagcc cctcagagcc cctcagagcc cctcagagcc
 33480 cgtctctctc tctctctctc agctctctca agctctctca agctctctca agctctctca
 33540 aaccctcgcg tctctctctc agctctctca agctctctca agctctctca agctctctca
 33600 tcaagatcaa aagagctcgc taatctatca taatctatca taatctatca taatctatca
 33660 acatagagca acaaccagcc agctcgtcgt cgtcgtcgtc cgtcgtcgtc cgtcgtcgtc
 33720 cgtctcgtcgt gctcgtcgtc gctcgtcgtc gctcgtcgtc gctcgtcgtc gctcgtcgtc
 33780 cgcactcgcg ccaactcgcg ccaactcgcg ccaactcgcg ccaactcgcg ccaactcgcg
 33840 aagagagacc caatgtaagt tctcgtcgtc cgtcgtcgtc cgtcgtcgtc cgtcgtcgtc
 33900 ggtctcgcg agcgcctcgc ccaaccagcc tctcgtcgtc tctcgtcgtc tctcgtcgtc
 33960 acaaccagcc tctcgtcgtc tcaaccagcc tcaaccagcc tcaaccagcc tcaaccagcc
 34020 ccaaggggtc agctcctcgc aacagctctc agctcctcgc aacagctctc aacagctctc
 34080 cgtcaaccag cactcctcgc ccaaccagcc tcaactcgcg tcaactcgcg tcaactcgcg
 34140 cgtcgtcgtc cctcgtcgtc atgactcgcg ggtcagagct tctctcgtcgt tctctcgtcgt
 34200 tgggtctcct cgtcgtcgtc gctcgtcgtc gctcgtcgtc gctcgtcgtc gctcgtcgtc
 34260 gttctcctc tctcaccagc caagctcgcg cagctcgcg tcaaccagcc tcaaccagcc
 34320 cgtcaccagc ggtcgtcgtc cgtcgtcgtc cgtcgtcgtc cgtcgtcgtc cgtcgtcgtc
 34380 gtaaccagag aactcctcgc aactcctcgc aactcctcgc aactcctcgc aactcctcgc
 34440 acaaggtctc gctcgtcgtc gctcgtcgtc gctcgtcgtc gctcgtcgtc gctcgtcgtc

34500 34560 34620 34680 34740 34800 34860 34920 34980 35040 35100 35160 35220 35280 35340 35400 35460 35520 35580 35640 35700 35760 35820 35880 35940 36000 36060 36120 36180 36240 36300 36360 36420 36480 36540 36600 36660 36720 36780

- continued

- continued -

36840	cccggtggtg cctggtatgtg gccaacgbat tggctcggcag gtagtctggcag tccacgaagg
36900	tccataggaat cttccccttcy cggatccggcc aggtatccggc aggtatccggc cggacggtagc
36960	tgttccacccg tttggccaaa gttggccggcc cctccggatc cttgtccggc cgtcccttccca
37020	gcaccctgtctt cttcgtatgtcc agcctcgtccac agatccgatcc cagatccgtcc atagtgtagc
37080	ccgtgctgacg gaccgtggggaaca ccggccacccca agcgttccca agcgttccca tactccacgca
37140	ccgatggccacc gttggccaggacc ttggccaccatg cttggccggccag gaaaaccagg ataccggagt
37200	ccgttagggcga cacagttcgtcca ttggccaccaca ttgaccaccac cagctgtagcgc gttggccggca
37260	cccgatagctcc cttccaccggccacc cgtatggatc cgaaccatgat gaggctccctggc tcccaacgggg
37320	ggccaggtgtccy cttccaggccca cttccaggccca cttcaggttccat cttccaggccca tccgtaaagg
37380	ggctccggagat gaccaccagtagt agtggccggcag cctgtcctccgg cctgtcctccgg cgtctccatcca
37440	gcttctccacc ccggcgtatggcag acccaccaccat ttggccaccaccat cggaccggccctg atccagctcccc
37500	ccaccgctcccat cttgcgtctctgt cggccaccctcgg cctcgtccagg ccaggccctccatg atagccggcc
37560	tgcctatgctgt gttcgtatgctc atccctcttcca tccctatgacga tgaatagcagg caatagccggt
37620	aaaggctccacc cttccatcca cttccaggatct gttggcttcttctt gttcttaccatg ttgcctaccg
37680	ttgagatagct ggggggccctc gttcctccaggc agccccaggctc gttcggccggc ttgcccaccagg
37740	aaaccgggtccg cccggaggggc cttcttcttggag gctccctccggcag cttcctccggc aagttccctgag
37800	agggtccaccacc cgtcctcgtccggt gttccaccacc gttccggctccggc cctctcttctcc tctctctcca
37860	ctccctccacc cttccctccacc agtagccggcc caccaccaggct agccaccggc cgttccctccacc
37920	gctccctccacc agtagccggcc caccaccaggct agccaccggc cgttccctccacc gttcctccacc
37980	ctccaccctcca caggcttggccggc gctccaccggc ttggccaccggc agccaccggc cggaccaccgct
38040	ctctctctctct cttaccaccagg ccgggagggag cctctccaggc gttctctcggc gattccaccggc
38100	taggtaaacatg accccaagaagg ccaggaccacc accgaccaccacc agcagatccaacc gttagaccctgga
38160	gacatcaaacatg ttgaaagagagg ttgaaagagagg gttccaccacc cttccaccacc ttgaaaccacc
38220	ctctctctctcc cttctctctctcc cttctctctcc cttctctctcc cttctctctcc cttctctctcc
38280	gggtccaccacc cttctctctctcc cttctctctcc cttctctctcc cttctctctcc cttctctctcc
38340	ccggaccaccacc cttctctctctcc cttctctctcc cttctctctcc cttctctctcc cttctctctcc
38400	gtagccaccacc cttctctctctcc cttctctctcc cttctctctcc cttctctctcc cttctctctcc
38460	gtagccaccacc cttctctctctcc cttctctctcc cttctctctcc cttctctctcc cttctctctcc
38520	ctctctctctcc cttctctctctcc cttctctctcc cttctctctcc cttctctctcc cttctctctcc
38580	aaaccaccacc cttctctctctcc cttctctctcc cttctctctcc cttctctctcc cttctctctcc
38640	gggtcaaacagg cttctctctctcc cttctctctcc cttctctctcc cttctctctcc cttctctctcc
38700	atgatcctctcc gttgaccaccacc cttctctctcc cttctctctcc cttctctctcc cttctctctcc
38760	ccaccaccacc cttctctctctcc cttctctctcc cttctctctcc cttctctctcc cttctctctcc
38820	ctctctctctcc cttctctctctcc cttctctctcc cttctctctcc cttctctctcc cttctctctcc
38880	gtagccaccacc cttctctctctcc cttctctctcc cttctctctcc cttctctctcc cttctctctcc
38940	aaaccaccacc cttctctctctcc cttctctctcc cttctctctcc cttctctctcc cttctctctcc
39000	gggtcaccacc cttctctctctcc cttctctctcc cttctctctcc cttctctctcc cttctctctcc
39060	cccggtggtg cctggtatgtg gccaacgbat tggctcggcag gtagtctggcag tccacgaagg

- continued -

39120	caatgctcgcct tggctggtatca cagcctgctatgc ccaaccctctgg aaccagagcgg gacatcaacgg
39180	accgtgagcgg gacgtcacagc cggcgggtgtgt tacccgtctgtc tcggccagggag aagatcaatca
39240	actcctgtgatc ctcatacaaca gtagtccaag cgtcagatca aagttccctgg gtagccacaaca
39300	cgcgcagagtg aagccgatcac gaggctgtgtc gaaattgtgtc atctctgtccga ctgtctgtccca
39360	cggagcgtctcg gaggcgggtg caccaggtctgt tggccatctca aagttccctgg cccggatgtgac
39420	gtagagatgacag agcccgtaggc gaaagaaagag accgccgttcca tgaagatcga ggcagggggagaa
39480	ttctctatctatc ttctatggcttc ctttcaaaag tctgtatctaccg actccatctctcgg gcctctctctcc
39540	caaacccctgg tctccctctggt tctccctctcgt gttaccctcgg gttggtatcaagt ctttctgtccgc
39600	accatgagaaag ctttcccaagt gtagcacaagaa atgagatctaa agaaccccaaa aacgcaaaaca
39660	aacaccgcctca tcatctgcccgat atctgtccgacgt atctgtccgacgt agcccggtgtgt gctgtctgtgca
39720	gtctggccaaa agatgtgtctcat gttccgtacgtc cacaataaaaac aacaccacaac accaggtccagg
39780	tctgtagctgca gttatctatctc cgttagcagcca atgtatagttac atgtcacagacc atgtctctatca
39840	cccgttcaatca ccatctgaaag gaaaccctccgg tctgtctgtctatc ggcacatctgctcc cgttcaatca
39900	cccaggtgtgaa caccaccggcc aagaaatctga tcccctcaatc atgtcaatca atgtcaagaccat
39960	aatgtccatctc ccaagctctgt tcaaatctatca cccctccctgtgt gttggtatctgt atgtggtgggtgca
40020	ttctctatctca tctccatctcgg aatctgtgtctc gtcagctcagacc gcaaacatcaacc aggtcacgta
40080	ggggctctcga taa gggccgggtctggg cttgcaagttccgg gttggtctggccgg cgggtctggccgtg gaaaccgtctc
40140	tccgggtaccacag acccatctggcc tgcctctgtagt tgggggtggccgt gttcgtctcgtgaa tcccgggtccgc
40200	ggagctatctcgg cgttctgggtctcc atgtctgggtctgg cagttgacccggc gaccctgtgtgta actgtgtgtgtg
40260	atgaccgttcaacc gaccgggtctcc gtcgttctcaacc tctcgtatgaaag atgtcccccctctc ttttctgtccgc
40320	aaaccaggtctc caaacagttctc cgtggacagcc cgtgtggtccgtgt gttaaagcgggtgt gccaaccgtctt
40380	ccaggtgtgtgg taaacaacagctc cgggtcccaaac agttcaatctgtc gcaagaaaccggc aagaaacaaccga
40440	ccggaaagaa gcccacaggtctc cggccaggtccca gaaagtgtccgc cttgcccgcctc tccgggtatctgca
40500	cggccagaaag gggccagctccca tctgttcaaca gttatggtatgac ttcccaaggtccgc tgcctgtccgacat
40560	cccacccggccca agccaccctc acaaatctatc gcaaacctatc gcaagctcaacc gttcctctcttca
40620	accaggttctgc gttgggtccggaa tctctcgttaag tctctgtccctccc gttccaaagaccg gttccaaagctca
40680	gctgctctctatc accgttctcggc cagctctgaaag tggaaaccctcc gtcctctctcatg cacaaggtccgc
40740	accaggtggccag caggtctcggcc gccaacatctga accctcggccggc caccgttccctcggc cccgggtctctgca
40800	atgggtgaca taa gcccagttctc tccaggtctatc gtcggcgtatgt gtcggccaggtccca tccctgtccagca
40860	atgcccggccaa gaccggaccggc gaccaccaggt gaccaccaggt atccaccaggtatc caccaccaggtatc
40920	atgaccctctcc accccctcggc atgagttctacc gttacgtctaccgg gttacgtctaccgg gttcctcggccaa
40980	gtaccctcaaca gttccaccggcc atgtcaggtgaa tctgtccaggtgaa tctgtccaggtgaa cagggtgaggtc
41040	ctcttcaatctc ttgagttctcca aagttcaaacaa cgtctcaaacaa cgtctcaaacaa gttcaaggtgaa
41100	aaaccctctctc gttctgtctc ccaagttctaccg tggccaccggc tggccaccggc tggccaccggc agttctctgca
41160	gggtctctcgtc atgctgtccggag gttgacacagaa cagccgggtgaggt cttcgttctgacac agctctcggca
41220	cccaggtccgtc caccctccagctgtc gcttccctcctca tctcctcgtctcgtt gattcgtctcgtg gtcggccggccgc
41280	ggatctctcgtc gaaacaacgggtgg gtcaggtctcggc cggaaaccctccggc gttggtatctcgtc cggaaaccggccct
41340	ctctgttctcgtc acccgttctcggcc cagttcaagaa agctcaaggtc tggccaccggc cggccaccctcaagtt
41400	gtcccggatctc cggccaccggc cggctgagaggtc cgtctgaggtcgtggt cgtgctgaggtcgtggt cgggtcaaccgc

43740 43800 43860 43920 43980 44040 44100 44160 44220 44280 44340 44400 44460 44520 44580 44640 44700 44760 44820 44880 44940 45000 45060 45120 45180 45240 45300 45360 45420 45480 45540 45600 45660 45720 45780 45840 45900 45960 46020

- continued

- continued -

46080 atgctgagctg tgaacaagct acagctctcg cggcgcgactc cgtgcgagact tccgcgctgc aacgtcgaac

46140 agggctctcc aatgtctgcat gctggagctg aycacagctga tgcacgctgagc tgcctcctgctg

46200 ccgtcctatgat cctatagcagc gatataatcac acgctatctgca gccgtccccc ggtcctcctcc

46260 cagctcaggtt aacgtctctt cggctatctcac aacgctgaaaca cctccgctttt gtagcgtctctg

46320 taaggtctagc ccgcgctctgac gcaagctctgagc aacgagagctgca tgcacccagctgca gaccgctctc

46380 accgacgccc agctcctcagc gctgcctcagc agccagatctgc agccagatctgc ggcaccagctgc

46440 agcgcgctgccc agcgcgctgccc agcgcgctgccc agcgcctctcga gcaagctcagctc cgtctctgccc

46500 gtagcagctctg agcgcgctgccc gctcaacagc gctcaacagc tgaagagctctaa tgcagagctgag

46560 tccgcaaacccg tctccctagctg gatctagagcagc gctgcgctgccc gctgcgctgccc gctctaacagc

46620 cctcctgctgag ccctcctgagcagc gctcctgctgagc gctcctgctgagc gtaggtctagctgagc gtaggtctagctg

46680 accgctatctag tacttctaacctc gctctctgctc tctgagcctgccc atctagctctc atctgctctc

46740 tccgcgctgccc tccgcgctgccc tccgcgctgccc tccgcgctgccc tccgcgctgccc tccgcgctgccc

46800 gctagctctctc aaagctctctat agagctctctg cggctcagctgccc ccaagctcagc aagcgcgagctg

46860 tcaatctaaccc tgaagcccaatc gtagctctgctc gctcctgctgagc cccaagctcagc gaccctgctgagc

46920 gcccctcctcag cctcctcctcagc tgcctcctcagc agctcctcctcagc accaactctcagc cctcctcctcagc

46980 cagaaaccgctg tctctctaacct cctaacgcccac gctcaagcccac gctcaagctctcagc agaaaccgctg

47040 taccgcgctccc agcagctctgccc cgaacagctgccc gctcctcctccc tgcgacaccccagc gcaagctgccc

47100 ggcgctgagcag agctaacccgctc gctcctcctccc ccaacacccgctgccc ccaagctcagc ggcctcctcccagc

47160 aagctctctctg aagcaaccctcagc accgctaatctagc cggcaaacagagc cggcctgctgccc agcgcgctgccc

47220 ggcgctgctgagc cggctcctctgac aacagctctgccc cggcaagctgccc cggcaagctgccc cggcaagctgagc

47280 ggcgctgctgagc gctcctcctcagc cctgctcctcagc ggcgctgctgagc ggcgctgctgagc gcaagctcctgagc

47340 accgctcctccc accgctcctccc accgctcctccc accgctcctccc accgctcctccc accgctcctccc

47400 cctgcaaccctc accgctcctccc ctaaccctcctccc tgcacacccgctcagc gctcctcctccc gctcctcctccc

47460 cggctcctcagc acccaaccgagcct gtagcaaccgctg cctcctcctcagc atctctctctta ccaacacccctac

47520 cgtctcctgctc accgctcctccc agcgcgctgagc tctcaaaaact accgctcctccc cagcctgctgccc

47580 cacactgagctc cctctcctcagc tccgctatctac gctcctgctatcc gcaagcccagc agaaagcccagc

47640 atcctgctgagc tcaagctctaac gctcctcctcagc gctcctcctcagc gctcctcctcagc agcgcgctgagc

47700 cctcctgctctc ccctatctatagc ccaagctcctccc tcccaaccgctcagc tcccaaccgctcagc gctcctcctccc

47760 cgtctctctctc tcccaaccgctcagc cgtctcctcctccc cgtctcctcctccc cgtctcctcctccc cgtctcctcctccc

47820 gctcaaacctcag accgctcctccc gctcctcctccc gctcctcctccc gctcctcctccc gctcctcctccc

47880 cccgctgagcagc tgcagctgctcagc accgctcctccc accgctcctccc accgctcctccc accgctcctccc

47940 ggtctctctaac caccgctatctccc gctcctgctatccc gctcctgctatccc gctcctgctatccc gctcctgctatccc

48000 cagagctgagctc cgcctcctcctccc cagcgcgagctct cagcgcgagctct cagcgcgagctct cagcgcgagctct

48060 tctctctctaacct tctctctctaacct tctctctctaacct tctctctctaacct tctctctctaacct tctctctctaacct

48120 cggctgctgctgag tctctctctaacct gctcctcctccc gctcctcctccc gctcctcctccc gctcctcctccc

48180 caccgctctctgag gctcaaacctcagc gctcctcctccc gctcctcctccc gctcctcctccc gctcctcctccc

48240 gtagctcctctg agctcaaccctac gaaagctgctgccc accgctcctccc accgctcctccc accgctcctccc

48300 gtagcctcctgagc gctcctcctccc gctcctcctccc gctcctcctccc gctcctcctccc gctcctcctccc

- continued -

50700 cttctctctc cgtcgtaccac cgtctctacc gctcgtaccac agtggccctg 50700
50760 gctcgtaccac acagctctgtc gacagtgtag agcagtgtagt gaagctctg accgctcgtc 50760
50820 cgtctcctgc caacacacagc gctctgtagt tgcacgcgtc aggtaccgag agctcgtcgtc 50820
50880 accgctcgtc agcaccagctc cgtctctctc accagctctc cgtcaccgac cgtcaccgac 50880
50940 agctcctacc ccatctcctc aatcagctc cgtcagctc cgtcagctc cgtcagctc 50940
51000 cgtcagctc agcagctcgtc cgtcagctcgtc cgtcagctcgtc cgtcagctcgtc 51000
51060 tgcctcaccac gctcagctcgtc gctcagctcgtc tgcctcaccac tgcctcaccac 51060
51120 agtaccaccac agtaccaccac tgcctcaccac tgcctcaccac tgcctcaccac 51120
51180 tctcctcgtc cctaccgtc cctaccgtc cctaccgtc cctaccgtc cctaccgtc 51180
51240 taccgtcaccac gtagtagcagc cctaccgtc aactgtctcc aactgtctcc aactgtctcc 51240
51300 cctaccgtc gctcgtcgtc agtaccaccac tgcctcaccac tgcctcaccac 51300
51360 gctcgtcgtc gctcgtcgtc gctcgtcgtc gctcgtcgtc gctcgtcgtc 51360
51420 accgtcgtcgtc gctcgtcgtc gctcgtcgtc gctcgtcgtc gctcgtcgtc 51420
51480 cctaccgtc gctcgtcgtc gctcgtcgtc gctcgtcgtc gctcgtcgtc 51480
51540 agtaccgtc cctaccgtc aactgtctcc aactgtctcc aactgtctcc 51540
51600 gctcgtcgtc gctcgtcgtc gctcgtcgtc gctcgtcgtc gctcgtcgtc 51600
51660 taccgtcgtc gctcgtcgtc gctcgtcgtc gctcgtcgtc gctcgtcgtc 51660
51720 tgcctcaccac gtagtagcagc aactgtctcc aactgtctcc aactgtctcc 51720
51780 aactgtcgtc cctaccgtc gctcgtcgtc gctcgtcgtc gctcgtcgtc 51780
51840 tgcctcaccac cctaccgtc cctaccgtc cctaccgtc cctaccgtc 51840
51900 tctcaccgtc gctcgtcgtc cctaccgtc cctaccgtc cctaccgtc 51900
51960 cgtcgtcgtc gctcgtcgtc gctcgtcgtc gctcgtcgtc gctcgtcgtc 51960
52020 agtaccgtc agtaccgtc agtaccgtc agtaccgtc agtaccgtc 52020
52080 aactgtcgtc gctcgtcgtc gctcgtcgtc gctcgtcgtc gctcgtcgtc 52080
52140 aactgtcgtc gctcgtcgtc gctcgtcgtc gctcgtcgtc gctcgtcgtc 52140
52200 gctcgtcgtc gctcgtcgtc gctcgtcgtc gctcgtcgtc gctcgtcgtc 52200
52260 gctcgtcgtc gctcgtcgtc gctcgtcgtc gctcgtcgtc gctcgtcgtc 52260
52320 cctaccgtc gctcgtcgtc gctcgtcgtc gctcgtcgtc gctcgtcgtc 52320
52380 taccgtcgtc gctcgtcgtc gctcgtcgtc gctcgtcgtc gctcgtcgtc 52380
52440 gctcgtcgtc gctcgtcgtc gctcgtcgtc gctcgtcgtc gctcgtcgtc 52440
52500 gctcgtcgtc gctcgtcgtc gctcgtcgtc gctcgtcgtc gctcgtcgtc 52500
52560 aactgtcgtc gctcgtcgtc gctcgtcgtc gctcgtcgtc gctcgtcgtc 52560
52620 taccgtcgtc gctcgtcgtc gctcgtcgtc gctcgtcgtc gctcgtcgtc 52620
52680 aactgtcgtc gctcgtcgtc gctcgtcgtc gctcgtcgtc gctcgtcgtc 52680
52740 aactgtcgtc gctcgtcgtc gctcgtcgtc gctcgtcgtc gctcgtcgtc 52740
52800 taccgtcgtc gctcgtcgtc gctcgtcgtc gctcgtcgtc gctcgtcgtc 52800
52860 taccgtcgtc gctcgtcgtc gctcgtcgtc gctcgtcgtc gctcgtcgtc 52860
52920 aactgtcgtc gctcgtcgtc gctcgtcgtc gctcgtcgtc gctcgtcgtc 52920

52980 tcacagatg tctgcaaggg gtgatctgacgg gtgatctgacgg caacccggcacc
53040 gtagagagggc tatgcaaaac caagcctcgc taaaccactt ggaaccactt
53100 aactctctgat caactgatgagc cagcagggcc tgcaaacacgc gctcactca
53160 tcgagagatg tcaacagggc gatcccaacta cagcccatca gggcagcagc
53220 acctctggccg tcaaccgacg agtccacacag agatgggggg acaatcaac
53280 aacagatgagc cgaatctatagc gatcggctcgc gctcggcagat cccgggagc
53340 gctctgtctca gctgtctca gaaacaacc tcaagggtctca ggaatctggc
53400 ccggcccccg ccagccagcctc ccagcagccg tcttccaaaac gctgctcag
53460 accgggcccg gaacagccgc agcgtacggc cggatctcgc gaaatcagaa
53520 agtctggcaca accgctcagc cagctcggac ccggcggcga cctgtggatc
53580 cggcccccg aatggagccg ggaatcggagc tggaccacc ccgactcgaatg
53640 aaaaagcctc gtagaacactc cgcgagatcgt tgggcaaaa ccgctgtaac
53700 tggctggggg cgcacggggtg cgtctggatgc tggcctcttctc ggaagca
53760 tcaaccaggc tcaaacagc tgaagatcacc ccgactcacc gaaactaccg
53820 agcaaacgctc cgaagagccg gtcgaagctag cgcactcaaat ccgactc
53880 aaaaatcttct tgaacagc tcaagagggc ctagcccaacc ctagcctcag
53940 acactggctc aagcgggtgg agaatctcgc agcgaatcggc acccggaacg
54000 ggcgcgcgc tcaatcaaaa gatcgaagca cttggtcagc cttgggtcag
54060 acctatagac tgcagaaaac tggccctctg aatcacttctg gctgtcaac
54120 cctctcagctc cgggctcagc tctcgggtcgc agtctgggaaa gatcggc
54180 gttctctggg actggtccagc cgaagcctctc caagctcctc gacctgccc
54240 acccagcccg aacggccgc accgcaactc tgggctcgc taacaagcggg
54300 tggaaagcaa cgtccagcggc gatcctgcg aatcctgcg caagctcctc
54360 tagtctatcag gctcctcagc atctcctcgg tgcctcagcc caacacagc
54420 cgtctcagc cgcgaccctc tatctgcctc ctagccctc gacacactt
54480 tctgaaatc agcctcctc ggaatcggccg aactcggcc gacagggccg
54540 acccttatcagc cgaatcaagc taagttactt ggcctcggc gaaatcggc
54600 gaaatctcagc atctgttagc gctgtaggctc caagaaaccg gtaagacc
54660 gttatcaaac cactcaaggc gctcgtgggc tctgtcagac atctggccac
54720 agatctcctc gtaacaccca ccgcccacta tcaagcagc aacggccccc
54780 ccggagacac caagttcaac aacctcaagc tctcttctga tctgtggagc
54840 accaagggcga tccagcagc caggagcctg aacggcccgg cgggcccagg
54900 gttgtgtgaa agggggaaa agaacccggc gctggccacc gctggtcctg
54960 agtctctctt gttctctctc accctcacc ctaaccacc ctaaaagtacc
55020 cgggtgtgagc gttcagcacc tccactcaac ctaagatctga atcaaccg
55080 tagtcaaacac caaacacaa aatcccccag caccaccacc cgaaacagc
55140 gttatccacc ccacacccc aacaaatggc agtctcctca aatctctctg
55200 tgggtgtgagc actgtgtgagc gttatgcccag gttatgcccag caactc
55260 cggctcctcagc cactcagccg gttgagcacc cctgtctctc ctaagagc

- cont Inued

- continued -

55320 aactgaaaccc cagatagccg gtagactaacg cctcgtgttc cgaatgtgtc cgtcagccggtc 55380 tccagatctt caccgaaacaa tgcgagatgg tgaaccgaggg gtaaccgcaaa ccgacagctcc 55440 ccaaccgagaa gcccggtgttc cagatgtatcc gtcgtagaacg caaagaccaca acccaaccag 55500 acaacaacac gaaaccagag cagatgtctt tatctaaacaa gaaaccccgcc 55560 tagactaacg gccgtgggtccc tggctctctc gcatatcccc gtcgctcccggtc 55620 ccgaccctcc gaaagggccaa cgtgttatat tagtcgtagaac cctccgaaatc acgtcccgtag 55680 acccgtagctt cctcccggtat ccaaccgctcc gggtagcctccaa tctcagttcaa ctgctccaggg 55740 acaaccgtagt cgaaaaccg ctaggagacc gctgggtatc aagcccaaatc agaacgggtcac 55800 gtagtatctc gctgtttctcc acccccgcttag agtttatatc cctcagttcatt tacaccggcca 55860 agtagaaccc cgtttgtatc gttgtcagcc gttcgtccgacc gttcgaaccag gtagcccaagtc 55920 ggtctcgtctt tcaagaaacaa ccggtccgtagt aatcccccaatc atgtccgagat gaaactctgtgg 56040 cccgtagccat cagatcttctc agcccgccaa cctccagaccg gttccagaaaca 56100 cccgtagccat cagatcttctc ctagaacccgtag cgaaccgtaga cgaaccgtaga cagatctcactc 56160 accgttaaacaa cgaatctaac accgtccgtagt accctcgtgat agttccctccacc gccctctgtggcc 56220 cccgtctggcc accccaccagtt tccgctccagc gccctctaacg gttccctcactc 56280 agaaaccctcc cagttctctc gaataatctc gactagaccctc cgtctgtagcc 56340 agaaaccctcc cagttctctc gaataatctc gactagaccctc cgtctgtagcc 56400 cgaatctaac accagtagaac atctaacaccaa tgcggtttctc ctactctctt taaaccgtagaac 56460 tgaatctaac aacaaagtaga tctgttatgtt tctctgtatc aaaaaccactc 56520 gttccactc cgtctgtaga tctctctc ctactctc cactgggtctc cagcgtccgggg 56580 tgaatctaac aacaaagtaga tctgttatgtt tctctgtatc aaaaaccactc 56640 gaaatctc cgtctgtaga tctctctc cagtagaccctc tgggtgtgtt tccgtccctcc 56700 agaatctc cgtctgtaga tctctctc cagtagaccctc tgggtgtgtt tccgtccctcc 56760 tgaatctaac aacaaagtaga tctgttatgtt tctctgtatc aaaaaccactc 56820 gaaatctc cgtctgtaga tctctctc cagtagaccctc tgggtgtgtt tccgtccctcc 56880 cagtagaccctc gttctaacaa gttctaacaa gttctaacaa gttctaacaa gttctaacaa 56940 gaaatctc cgtctgtaga tctctctc cagtagaccctc tgggtgtgtt tccgtccctcc 57000 gaaatctc cgtctgtaga tctctctc cagtagaccctc tgggtgtgtt tccgtccctcc 57060 gttctaacaa gttctaacaa gttctaacaa gttctaacaa gttctaacaa gttctaacaa 57120 gttctaacaa gttctaacaa gttctaacaa gttctaacaa gttctaacaa gttctaacaa 57180 gttctaacaa gttctaacaa gttctaacaa gttctaacaa gttctaacaa gttctaacaa 57240 cagtagaccctc gttctaacaa gttctaacaa gttctaacaa gttctaacaa gttctaacaa 57300 tagaaacacac agttctaacaa gttctaacaa gttctaacaa gttctaacaa gttctaacaa 57360 aagttctaacaa gttctaacaa gttctaacaa gttctaacaa gttctaacaa gttctaacaa 57420 tccgtaactc gttctaacaa gttctaacaa gttctaacaa gttctaacaa gttctaacaa 57480 cccgtagacc gttctaacaa gttctaacaa gttctaacaa gttctaacaa gttctaacaa 57540 tctcgtctcc cgtctgtaga tctctctc cagtagaccctc tgggtgtgtt tccgtccctcc

59880 59820 59760 59700 59640 59580 59520 59460 59400 59340 59280 59220 59160 59100 59040 58980 58920 58860 58800 58740 58680 58620 58560 58500 58440 58380 58320 58260 58200 58140 58080 58020 57960 57900 57840 57780 57720 57660 57600

- continued -

62220 62280 62340 62400 62460 62520 62580 62640 62700 62760 62820 62880 62940 63000 63060 63120 63180 63240 63300 63360 63420 63480 63540 63600 63660 63720 63780 63840 63900 63960 64020 64080 64140 64200 64260 64320 64380 64440 64500

- continued

64560 gdcctagtaaa cgttaacagt tacttaagat gcatctctgt ccttctcagag
64620 cagcatacag cgcacaggggt ccttagacatc gctgcaatgcat tcgacagcagag cagcagcagaa
64680 cgaacacacac tctgttagagca gttccggaag gtcacagagag cagcagcagag cagcagcagaa
64740 gctgtgtgtgt cagcagcagag gctgtgtgtgt gctgtgtgtgt gctgtgtgtgt gctgtgtgtgt
64800 ctcgcccacac ggcacacagca ggggttagagta gcaaaaggttg tagagccatga tagaggttagag
64860 atagagagctg gcaagagctca acacagggcag ggggtctcgtt gaaatcaaccac cctcgggtctc
64920 aaacacacagc gcaacacagctg acgaatcaacc cgcagttacac cgcagggcagc gactgtgtcgtt
64980 ggaacaagcag agccagcagcag tacttgcagga gccagagcagcag aaaaagcagcag cgcctgtctact
65040 acgtgtttactc cagagagccag gttacaacagc gttacaacagc gttacaacagc gttacaacagc
65100 cggcggagctac gtaaaacatag acccagcagga acccagcagctc cgggggcacaggg cgggggcacaggg
65160 gactgtagagag gctgttagagtag caacaacac acatcatctctc tccggggccacacac cgtctactct
65220 gctatagcttag tagaactctag acccagcagcag acccagcagcag acccagcagcag acccagcagcag
65280 gatacagcagc gctgtctctc caaagatgtag acccagcagcag acccagcagcag acccagcagcag
65340 gtaggggagcag gctgttagagta gaaaaatcat tactgtgttg agatctcagcag accaatcacggc
65400 cagttacaacag ctaacccctgggc ctaacccctgggc gcaatctagccac cgaacaacagc
65460 cgggtagctctc ctagtagagcag ggtcaatctc gctgtctctc aggttaaacagc cggccatctagt
65520 gctgttagagtag tagtttagggtag agtttagagctc agtttagagctc agtttagagctc agtttagagctc
65580 cagagggagagc gcaacatcatcagc ggcagcagcag ggcagcagcag ggcagcagcag ggcagcagcag
65640 cggagggagagc gcaacatctagc gtaaacagc gtaaacagc gtaaacagc gtaaacagc
65700 acggggagctc tagtagagc gcaacatctc gtaggctc gtaggctc gtaggctc gtaggctc
65760 ctagtagagctc acatctctcagag aaaaagagctc acatctctcagag acatctctcagag acatctctcagag
65820 gggtagagctc tagtagagc aagaaagat aagaaagat aagaaagat aagaaagat
65880 tagtagagctc gctgttagagc gctgttagagc gctgttagagc gctgttagagc gctgttagagc
65940 tagtagagctc gctgttagagc gctgttagagc gctgttagagc gctgttagagc gctgttagagc
66000 tagtagagctc gctgttagagc gctgttagagc gctgttagagc gctgttagagc gctgttagagc
66060 tagtagagctc gctgttagagc gctgttagagc gctgttagagc gctgttagagc gctgttagagc
66120 tagtagagctc gctgttagagc gctgttagagc gctgttagagc gctgttagagc gctgttagagc
66180 tagtagagctc gctgttagagc gctgttagagc gctgttagagc gctgttagagc gctgttagagc
66240 tagtagagctc gctgttagagc gctgttagagc gctgttagagc gctgttagagc gctgttagagc
66300 tagtagagctc gctgttagagc gctgttagagc gctgttagagc gctgttagagc gctgttagagc
66360 tagtagagctc gctgttagagc gctgttagagc gctgttagagc gctgttagagc gctgttagagc
66420 tagtagagctc gctgttagagc gctgttagagc gctgttagagc gctgttagagc gctgttagagc
66480 tagtagagctc gctgttagagc gctgttagagc gctgttagagc gctgttagagc gctgttagagc
66540 tagtagagctc gctgttagagc gctgttagagc gctgttagagc gctgttagagc gctgttagagc
66600 tagtagagctc gctgttagagc gctgttagagc gctgttagagc gctgttagagc gctgttagagc
66660 tagtagagctc gctgttagagc gctgttagagc gctgttagagc gctgttagagc gctgttagagc
66720 tagtagagctc gctgttagagc gctgttagagc gctgttagagc gctgttagagc gctgttagagc
66780 tagtagagctc gctgttagagc gctgttagagc gctgttagagc gctgttagagc gctgttagagc

- continued -

- continued -

73800 gyltctcaag ccttgacat gcaagcaaa tccgycggc gacgagaaac gcygactagc
73860 acctcaacag tgaagaaact gcygctggtt agccgctcgt tcaaccgctg
73920 cagcagccca atgtagctct tgaagcgtat gtagccggtt atcttgctat
73980 tccacgctaa ctagccacac agctctggtc cacatccagc agtatcgtctc
74040 agccgctcaa agccacagaa atctgagaa agcactgaaac tccgccatggt
74100 cacatctctg ggcacagcgt tgaacagac cttctgcca acctgttagc agggtagaac
74160 acatccagga aagagtctct cgtgatctct atcacagcaga atccccaagc agcccttagc
74220 cggatctaac agccggaact gatccgycgg aaaaaaacag ctaccocgct tgcctctg
74280 cgcgctctag atgggtctcgt tttcaaccg caccatgact cacgtggta ccgacagccg
74340 cagagactct atctccatgg gcaaccagtc gtaagtaacc tgcgctgtaacc gcttaagtc
74400 cagcagcgg tctgtatctc gactctgta ccgacttgta agtaagaaagc
74460 cctgctcgcag gacgtggtg agaacgcgc gtagaatgta tgaaatgct gcgtcatcca
74520 tctggtatca agtltggtg tcaaggtat gccaacatg tatggagtag cgttaatatag
74580 cgcaccgctc tggatccagc tcaagacgta cctgtagaac gcaagccgctg
74640 gaaagccacg gctgtagggt tcaagatccag gctgtagaac tgcgtggtc ccgccaacc
74700 gctcgtgctg cctctgtaggc gcaaccctcga aacgaaacc agggctcgt cgtccaacaa
74760 cctgctgtag gcgcaaaag cgcgccaacaa gctcgtctg ccgctgagc taaagtaac
74820 cctcgcgcgc aggggtctcga tagagccgat cctgctgagc taatccaagc tgcgtatgag
74880 ccgataggtat agtccaacac tagcgcagc cactgagcag catgagcagc cactctcccc
74940 ggaatctcgc ccaaccaccac caccacgac gccgcgcctc agtccgctcgc ggcctccgct
75000 cacgtctctgt ccaaccaccac cgcacagcagc gcccagcagc acccgcctcgt cacctctg
75060 gctccaacac ccgctctggt gctagacgtt gtaaccgctg cagaaactg ccaaatatcc
75120 cacgtctctg agcaaaacag acctgacggt gactcaacgag gctcctctc tggctcgtc
75180 ggggcacccag ggcacagcgg tgcgcaaccg ctagaagcc gttctgatbaac agtltggtgca
75240 acaagtaacc ccaaccgctc cgcacagcc cgcgagccag cccacagagc gatctgltgag
75300 cgtctgtagc cccagcaagc cgtgtgtatc caccagagca agatcttagat accagtagc
75360 gcccctcgt agctctgac caccacagc aactgctcgc aactgctcgc gcccctcgtg
75420 tctgtctctg agccgagcctcgt ctagaaactt gtagcaactt gtagcaactt tctctgact
75480 tctcagcgg ccgcaaac ccgltggtgaa ctagaatgagc ttagaacagc tctctgact
75540 ggcgctcgc gtaggtcggc agaacgctcga agaacgctcga agaacgctcga gctctgctg
75600 gtagagccac gaatttagcgc tagaacccaa ggcggtcggc agctgltcggag gatgcaactt
75660 ggcctcgtc agccgctcggtag tcaagatcgc gtagatcgcgt gtagatcgcgt cttaggcca
75720 cctcggtagaac agcattagact cggtaggtg gtagaacatc cggagccgagaa cggagccgagaa
75780 acctgtaggc aactcaacaa acccagcctc agtatctcct tttccagatc
75840 gctgctctcag tgcctcctcagc aaccccaagta ggcgctctat ggcgctcctcagctg
75900 cctgacatcaaac tgcgctcctcagc agccacacagctc agccacacagctc gctcctcagcag
75960 ggcgctcctcag tgaacacacagc agctgtagaac gtagttagaac agctgtagaac
76020 cactgtaggc cctcctcagc cccctcagc ccaacaaagc gctgctcagc aaccagcagc
76080 cctcctcagc cctcctcagc cctcctcagc cctcctcagc cctcctcagc cctcctcagc

76080 aqccgagccgca aatlaagag cglaggggca gcaagggca cggcagccgca
76140 ctcgcccgcg tgcagtcgca ccgltgggtcgc ctcctccagc cagggatcca
76200 aagagagaaac cctcctcaagc cgtctgcccac cagccaggtcgc cagggatcca
76260 aacggcccacac aagccagccagc atcgggtcagc agccagtcgc cgtcctcggc
76320 gctagggccacc aagcggctacc gtcctccagc agccagtcgc cgtcctcggc
76380 atcctcgggtc aagagccagc tgcctcgggtc atgatatgaaag taggagccagc
76440 gggccagctc tccagggagccac cagccagccagc gtaaacaaagc acagggcggc
76500 gcccagaaacc gcccctccagc tgcagccagc agccagtcgc cgtcctcggc
76560 accgctcgggtc agccagtcgc tggccagtcgc ctcctcgggtc ctcctcgggtc
76620 gtaggaaagc aagagagc ctagagccagc agccagtcgc cgtcctcggc
76680 gggatgagccg aagagagc ctagagccagc agccagtcgc cgtcctcggc
76740 cagccagtcgc agccagtcgc agccagtcgc agccagtcgc agccagtcgc
76800 gcccagtcgc agccagtcgc agccagtcgc agccagtcgc agccagtcgc
76860 gcccagtcgc agccagtcgc agccagtcgc agccagtcgc agccagtcgc
76920 cggatgagtcgc agccagtcgc agccagtcgc agccagtcgc agccagtcgc
76980 gcccagtcgc agccagtcgc agccagtcgc agccagtcgc agccagtcgc
77040 aagccagtcgc agccagtcgc agccagtcgc agccagtcgc agccagtcgc
77100 tctcctcgggtc agccagtcgc agccagtcgc agccagtcgc agccagtcgc
77160 cagccagtcgc agccagtcgc agccagtcgc agccagtcgc agccagtcgc
77220 gcccagtcgc agccagtcgc agccagtcgc agccagtcgc agccagtcgc
77280 gcccagtcgc agccagtcgc agccagtcgc agccagtcgc agccagtcgc
77340 acccagtcgc agccagtcgc agccagtcgc agccagtcgc agccagtcgc
77400 gcccagtcgc agccagtcgc agccagtcgc agccagtcgc agccagtcgc
77460 gcccagtcgc agccagtcgc agccagtcgc agccagtcgc agccagtcgc
77520 acccagtcgc agccagtcgc agccagtcgc agccagtcgc agccagtcgc
77580 gcccagtcgc agccagtcgc agccagtcgc agccagtcgc agccagtcgc
77640 gcccagtcgc agccagtcgc agccagtcgc agccagtcgc agccagtcgc
77700 gcccagtcgc agccagtcgc agccagtcgc agccagtcgc agccagtcgc
77760 tccggtcgggtc agccagtcgc agccagtcgc agccagtcgc agccagtcgc
77820 taatgagtcgc agccagtcgc agccagtcgc agccagtcgc agccagtcgc
77880 aatgagtcgc agccagtcgc agccagtcgc agccagtcgc agccagtcgc
77940 agccagtcgc agccagtcgc agccagtcgc agccagtcgc agccagtcgc
78000 gcccagtcgc agccagtcgc agccagtcgc agccagtcgc agccagtcgc
78060 agccagtcgc agccagtcgc agccagtcgc agccagtcgc agccagtcgc
78120 gtaggagtcgc agccagtcgc agccagtcgc agccagtcgc agccagtcgc
78180 gcccagtcgc agccagtcgc agccagtcgc agccagtcgc agccagtcgc
78240 aatgagtcgc agccagtcgc agccagtcgc agccagtcgc agccagtcgc
78300 gcccagtcgc agccagtcgc agccagtcgc agccagtcgc agccagtcgc
78360 gcccagtcgc agccagtcgc agccagtcgc agccagtcgc agccagtcgc
78420 gcccagtcgc agccagtcgc agccagtcgc agccagtcgc agccagtcgc
78480 gcccagtcgc agccagtcgc agccagtcgc agccagtcgc agccagtcgc
78540 gcccagtcgc agccagtcgc agccagtcgc agccagtcgc agccagtcgc
78600 gcccagtcgc agccagtcgc agccagtcgc agccagtcgc agccagtcgc
78660 gcccagtcgc agccagtcgc agccagtcgc agccagtcgc agccagtcgc
78720 gcccagtcgc agccagtcgc agccagtcgc agccagtcgc agccagtcgc
78780 gcccagtcgc agccagtcgc agccagtcgc agccagtcgc agccagtcgc
78840 gcccagtcgc agccagtcgc agccagtcgc agccagtcgc agccagtcgc
78900 gcccagtcgc agccagtcgc agccagtcgc agccagtcgc agccagtcgc
78960 gcccagtcgc agccagtcgc agccagtcgc agccagtcgc agccagtcgc
79020 gcccagtcgc agccagtcgc agccagtcgc agccagtcgc agccagtcgc
79080 gcccagtcgc agccagtcgc agccagtcgc agccagtcgc agccagtcgc

- continued -

78420 tcataggtca ctggaacctca gggggggagt gctacaagg gctacgtgac gctacaacctca
78480 ctagggtatc cggccccctc cctcgttttg gctacagtcaaa ctaacggcgg cgcctcctca
78540 cgtgacctc gacaaagctc cgtcacacac gctcgaacac gctcgaacac gctcgaacac
78600 atccctgtg atccctgtg atccctgtg atccctgtg atccctgtg atccctgtg
78660 atcgtcctc atcgtcctc atcgtcctc atcgtcctc atcgtcctc atcgtcctc
78720 tcaagctcgt tcaagctcgt tcaagctcgt tcaagctcgt tcaagctcgt tcaagctcgt
78780 ccaacacctc gctacatagca ctacatagca ctacatagca ctacatagca ctacatagca
78840 cggacctcgt gaacctcgt gaacctcgt gaacctcgt gaacctcgt gaacctcgt
78900 gaaacctcgt gaaacctcgt gaaacctcgt gaaacctcgt gaaacctcgt gaaacctcgt
78960 tctcctcgt tctcctcgt tctcctcgt tctcctcgt tctcctcgt tctcctcgt
79020 tcataggtca tcataggtca tcataggtca tcataggtca tcataggtca tcataggtca
79080 agctaggtca agctaggtca agctaggtca agctaggtca agctaggtca agctaggtca
79140 cctcctcgt cctcctcgt cctcctcgt cctcctcgt cctcctcgt cctcctcgt
79200 atcgtcctc atcgtcctc atcgtcctc atcgtcctc atcgtcctc atcgtcctc
79260 atcgtcctc atcgtcctc atcgtcctc atcgtcctc atcgtcctc atcgtcctc
79320 atcgtcctc atcgtcctc atcgtcctc atcgtcctc atcgtcctc atcgtcctc
79380 atcgtcctc atcgtcctc atcgtcctc atcgtcctc atcgtcctc atcgtcctc
79440 atcgtcctc atcgtcctc atcgtcctc atcgtcctc atcgtcctc atcgtcctc
79500 atcgtcctc atcgtcctc atcgtcctc atcgtcctc atcgtcctc atcgtcctc
79560 atcgtcctc atcgtcctc atcgtcctc atcgtcctc atcgtcctc atcgtcctc
79620 atcgtcctc atcgtcctc atcgtcctc atcgtcctc atcgtcctc atcgtcctc
79680 atcgtcctc atcgtcctc atcgtcctc atcgtcctc atcgtcctc atcgtcctc
79740 atcgtcctc atcgtcctc atcgtcctc atcgtcctc atcgtcctc atcgtcctc
79800 atcgtcctc atcgtcctc atcgtcctc atcgtcctc atcgtcctc atcgtcctc
79860 atcgtcctc atcgtcctc atcgtcctc atcgtcctc atcgtcctc atcgtcctc
79920 atcgtcctc atcgtcctc atcgtcctc atcgtcctc atcgtcctc atcgtcctc
79980 atcgtcctc atcgtcctc atcgtcctc atcgtcctc atcgtcctc atcgtcctc
80040 atcgtcctc atcgtcctc atcgtcctc atcgtcctc atcgtcctc atcgtcctc
80100 atcgtcctc atcgtcctc atcgtcctc atcgtcctc atcgtcctc atcgtcctc
80160 atcgtcctc atcgtcctc atcgtcctc atcgtcctc atcgtcctc atcgtcctc
80220 atcgtcctc atcgtcctc atcgtcctc atcgtcctc atcgtcctc atcgtcctc
80280 atcgtcctc atcgtcctc atcgtcctc atcgtcctc atcgtcctc atcgtcctc
80340 atcgtcctc atcgtcctc atcgtcctc atcgtcctc atcgtcctc atcgtcctc
80400 atcgtcctc atcgtcctc atcgtcctc atcgtcctc atcgtcctc atcgtcctc
80460 atcgtcctc atcgtcctc atcgtcctc atcgtcctc atcgtcctc atcgtcctc
80520 atcgtcctc atcgtcctc atcgtcctc atcgtcctc atcgtcctc atcgtcctc
80580 atcgtcctc atcgtcctc atcgtcctc atcgtcctc atcgtcctc atcgtcctc
80640 atcgtcctc atcgtcctc atcgtcctc atcgtcctc atcgtcctc atcgtcctc

- continued -

80700 gggccgagagag agccagagccg cccaccggc cgtgtccgact cgtccgagac cggggaagg 80700
80760 aacaggcccc accatttttt tttcccttc tccgatlctg cgtggaaca cgtggaaccg 80760
80820 atcagggttac agcagccgaa aaaaaaaatt cgaagcaata cgaagccaggt gctgtgatttt 80820
80880 ctcacccccac cgaacaaaac gttccccc caaattcccc cctttctctg cccaatggc 80880
80940 ccgaaacctg taacaaccgg tctgagccgg ccccaaccgg ccgaccctg gtcgaccctc 80940
81000 cgaaggttct cctgcctctc atgcccgtc atgcccggac atgcccggac agaaataatg 81000
81060 ggtctcagag cctcagagct tttcctgc accagccgttaa aggcgggttaa aaaaatcagc 81060
81120 tctgtgtctt tttctgagag tttcagagag gctcttttct gctcagccga aaatgtatag 81120
81180 cccgtgaaaat cctcagagat cctgaccagc ggcgcctc atgtgagagaggt gctgaggtcgg 81180
81240 ggcaccagcc cctcgtaccg cggctaccgg gtagtccggc gtagtccggc tccgcccctg tccgctgtatg 81240
81300 ctaaccctag aggcctctct gctcctctg cccctgtctc gcccctgagaggt ctaaccgtctg 81300
81360 cctgactctc caaacctctc tcaacatccgg tcaacatccgg tctgtgtgaaac gctgattgtgaggt 81360
81420 acccaccaca aagctcctcc cctcagctcc cctcagctcc cctcagctcc cctcagctcc 81420
81480 gaaaagaaac cctcatgtgt aaaaatcag aatgtatgaca agtccacc caaccaccgc 81480
81540 tcaacacaag ccatatctac agtctccaa aactatctcc taccctctga aactatcaat 81540
81600 gctgaccctc tacaatctca gttaccaga cctcaccac gttagaccga agaatgtatg 81600
81660 caatgtctct gacgtgtatc gttcatatc gttcatatc gttcatatc gttcatatc 81660
81720 ccatagattt cctcatcagta tcatgaaaga cctatagctc tatatcagaa cctatagctc 81720
81780 ttaggagacc cgcaccagaa ggcagaccgg gatcggggc gttcagccag aaccctcacgc 81780
81840 ccgactcccc cctcgggtag cgtatctgca taaagctcat agttctctg 81840
81900 gttaccctca tatatattat atgctatgat accgaaactg tccgtctgtgt ataaagaa 81900
81960 aaaaactccc ataatattat cgtcctgaa tctcctgaa atgaccctgt tctggaactc 81960
82020 gttctccccg gttctccccg tgccttttgg tgccttttgg tgccttttgg tgccttttgg 82020
82080 gttcttttgg tctatatttt tcaatttttt tcaatttttt tcaatttttt tcaatttttt 82080
82140 ggtcccccag cctcatattt tctatttt tcaatttttt tcaatttttt tcaatttttt 82140
82200 cctcagctcc tcaatttttt tcaatttttt tcaatttttt tcaatttttt tcaatttttt 82200
82260 cctcagctcc tcaatttttt tcaatttttt tcaatttttt tcaatttttt tcaatttttt 82260
82320 cctcagctcc tcaatttttt tcaatttttt tcaatttttt tcaatttttt tcaatttttt 82320
82380 atctcctctc atctcctctc atctcctctc atctcctctc atctcctctc atctcctctc 82380
82440 ataatatttt tcaatttttt tcaatttttt tcaatttttt tcaatttttt tcaatttttt 82440
82500 gttcttttgg tctatatttt tcaatttttt tcaatttttt tcaatttttt tcaatttttt 82500
82560 cgtctcagag cgtctcagag cgtctcagag cgtctcagag cgtctcagag cgtctcagag 82560
82620 cgtctcagag cgtctcagag cgtctcagag cgtctcagag cgtctcagag cgtctcagag 82620
82680 tctcagctcc tcaatttttt tcaatttttt tcaatttttt tcaatttttt tcaatttttt 82680
82740 cctcagctcc tcaatttttt tcaatttttt tcaatttttt tcaatttttt tcaatttttt 82740
82800 cgtctcagag cgtctcagag cgtctcagag cgtctcagag cgtctcagag cgtctcagag 82800
82860 atcaaccacc cctcagctcc tcaatttttt tcaatttttt tcaatttttt tcaatttttt 82860
82920 accatctctc accatctctc accatctctc accatctctc accatctctc accatctctc 82920
82980 cgtctcagag cgtctcagag cgtctcagag cgtctcagag cgtctcagag cgtctcagag 82980

- continued -

- continued -

83040 aagaaacacaa tcaatcttctt tctatgttgc tctcttagaa atgtacttat gtcgaacga
83100 ctcgycatca gccatctcgt gaacaacgct cgccttctgt ctcctcaag ctaacactggt
83160 ccgctgaaag gaaaccgta cgaacaaag caaaaacac acaagatga acatgatcaa
83220 ccaactctga atgaaacga aacaacatcg tataacgctc tatlcaatgaa acgaaactgg
83280 aataaaaaaa aaccatcgag gccaagagct aagcccgaaa cgcctcgagg aagcagcggc
83340 agttctcaga cttagccctt gctgctcgtt gaggccctt gaggccctt gattcctcga
83400 agaaacacag tcaacgccc atgaaactgt atcaatgct agaaacataa cgttctcaac
83460 agtatgaaat gaaacaaat agtatgact ataaacttat atgtgta atagataggg
83520 tgtgaaatct gtaggataaa agtgtcgtt gtagatgaa caacgactgt gaacactggag
83580 actgttagctc tcaacgabat gcaaatcaac aatgaaacac aatgaaacac gattcccgct
83640 gaaatgtctc tcaactgtaa agaatgaaag aatctctctt agatctctct accggtggccc
83700 cgtctcgtct gcccctccc cctcgggaa gaggggactt cggggcccct cgtcgcacgg
83760 ggcggagccc agtgaaatgt tcaacacat gtcacacagaa tatatgactgt atatatattc
83820 ctcacaaact ctaacatag ccaacatct gcaatcaatc agaaatgact agcaacggc
83880 ggcggcggaa ccggccgctt gtcgctcct cgtccctcaaa tgtctgtaaat gtcgaaaaa
83940 atgtgtaaat agtvtatct tctccatgc gtcctgtatca tagatbatatg ttttatatata
84000 cgtcttatat aacttatata tcttatgaa caatcctaga aatcaatgaa ttttaatgaa
84060 tctgctatcc gcccctttag cactccttag gactccttag gactccttag ctcgcccac
84120 tttctgacta cagttagcaaa cctctgtaat acaaccccga taaaaaacaa atcaatcactg
84180 tcaacacaga cctgaaacga caacagttcc ccccaactc tgggcaatgt tatatataaa
84240 gaaatgggag gaaatgagct gggcctcggag aagaaataaa cgcacagctc gattcgaacc
84300 aaaaaaacaa atgttatatg tgccttatct tttcttatca gtttgggaa aaggtagggg
84360 ccgctcatat ccgtaaaact gtaaggggct cggacaacga agtcaacag cttatggggaa
84420 aaaaagctca cagaaagaaa aaaaacacaa agctcagga cgcctatca attatcaatca
84480 tctgatatct caacacagggt catagtatg caaagtagtg tgtgtaaaacaa caatcttctc
84540 tttcttatga accgggtaag gaaacagcaat caatcaacga caatcaacga caatcttctt
84600 tcaatcaatcc atatcaatcgg tgaacacaa catgtcccct taatcggggc tctgcaacg
84660 caatcaacaa gactcgttct cctcggtaac cgtggtgta cggggggcgg gctgctcgtc
84720 gttactcggct gtaactctgat taccgctgct gaaactgct gggatctgaa gctgctcgtc
84780 gggaaacccc gtttggtaact cgcctcggta agggcgaact gttcaatcaagt taagctcaac
84840 accgttatcc cggaaacacgg cgaagggggc cggggggg caagggtaacgg ggaagggaa
84900 gtaagaaagc gttgctcggc gaaactcggc gaaactcggc gaaactcggc gaaactcggc
84960 gttcaactcgt cctcgtccct ccaagctcct ccaagctcct ccaagctcct ccaagctcct
85020 tgggtctcggc gaaagggag cggcggatcat tggaaagggaa tggtaagatca tccctcct
85080 gtaatcttctaa tcaactgta ccaagctcggc tgggtctcggc tgggtctcggc tgggtctcggc
85140 tctgctcctc gttgggtaaa tctgctcctc cctcctcctc tgggtctcggc caagtggggc
85200 gttcgtctcggc gttgctcgtt cgtcaacggc aagaaacggc agaaacggc agaaacggc
85260 gttcgtcggc aagaaacggc aagaaacggc aagaaacggc aagaaacggc aagaaacggc
85260 gttcgtcggc aagaaacggc aagaaacggc aagaaacggc aagaaacggc aagaaacggc

85320 ctagagatca ggtccgagac
85380 agccgcagc agttagtacc caatgtacc gttagtacc aactgtacc aaatgtacc
85440 cgtaccggtc acttaccagc cgtaccagc tagcagagc agcaccggtc agaaagagc
85500 cactgtaccgct cgtaccggtc cgtaccggtc cgtaccggtc cgtaccggtc cgtaccggtc
85560 actcaccgctc cgtaccggtc cgtaccggtc cgtaccggtc cgtaccggtc cgtaccggtc
85620 gtaggtgtc ccaatgtacc ccaatgtacc ccaatgtacc ccaatgtacc ccaatgtacc
85680 gttgtgtacc gttgtgtacc gttgtgtacc gttgtgtacc gttgtgtacc gttgtgtacc
85740 gttgtgtacc gttgtgtacc gttgtgtacc gttgtgtacc gttgtgtacc gttgtgtacc
85800 gttgtgtacc gttgtgtacc gttgtgtacc gttgtgtacc gttgtgtacc gttgtgtacc
85860 gttgtgtacc gttgtgtacc gttgtgtacc gttgtgtacc gttgtgtacc gttgtgtacc
85920 gttgtgtacc gttgtgtacc gttgtgtacc gttgtgtacc gttgtgtacc gttgtgtacc
85980 gttgtgtacc gttgtgtacc gttgtgtacc gttgtgtacc gttgtgtacc gttgtgtacc
86040 gttgtgtacc gttgtgtacc gttgtgtacc gttgtgtacc gttgtgtacc gttgtgtacc
86100 gttgtgtacc gttgtgtacc gttgtgtacc gttgtgtacc gttgtgtacc gttgtgtacc
86160 gttgtgtacc gttgtgtacc gttgtgtacc gttgtgtacc gttgtgtacc gttgtgtacc
86220 gttgtgtacc gttgtgtacc gttgtgtacc gttgtgtacc gttgtgtacc gttgtgtacc
86280 gttgtgtacc gttgtgtacc gttgtgtacc gttgtgtacc gttgtgtacc gttgtgtacc
86340 gttgtgtacc gttgtgtacc gttgtgtacc gttgtgtacc gttgtgtacc gttgtgtacc
86400 gttgtgtacc gttgtgtacc gttgtgtacc gttgtgtacc gttgtgtacc gttgtgtacc
86460 gttgtgtacc gttgtgtacc gttgtgtacc gttgtgtacc gttgtgtacc gttgtgtacc
86520 gttgtgtacc gttgtgtacc gttgtgtacc gttgtgtacc gttgtgtacc gttgtgtacc
86580 gttgtgtacc gttgtgtacc gttgtgtacc gttgtgtacc gttgtgtacc gttgtgtacc
86640 gttgtgtacc gttgtgtacc gttgtgtacc gttgtgtacc gttgtgtacc gttgtgtacc
86700 gttgtgtacc gttgtgtacc gttgtgtacc gttgtgtacc gttgtgtacc gttgtgtacc
86760 gttgtgtacc gttgtgtacc gttgtgtacc gttgtgtacc gttgtgtacc gttgtgtacc
86820 gttgtgtacc gttgtgtacc gttgtgtacc gttgtgtacc gttgtgtacc gttgtgtacc
86880 gttgtgtacc gttgtgtacc gttgtgtacc gttgtgtacc gttgtgtacc gttgtgtacc
86940 gttgtgtacc gttgtgtacc gttgtgtacc gttgtgtacc gttgtgtacc gttgtgtacc
87000 gttgtgtacc gttgtgtacc gttgtgtacc gttgtgtacc gttgtgtacc gttgtgtacc
87060 gttgtgtacc gttgtgtacc gttgtgtacc gttgtgtacc gttgtgtacc gttgtgtacc
87120 gttgtgtacc gttgtgtacc gttgtgtacc gttgtgtacc gttgtgtacc gttgtgtacc
87180 gttgtgtacc gttgtgtacc gttgtgtacc gttgtgtacc gttgtgtacc gttgtgtacc
87240 gttgtgtacc gttgtgtacc gttgtgtacc gttgtgtacc gttgtgtacc gttgtgtacc
87300 gttgtgtacc gttgtgtacc gttgtgtacc gttgtgtacc gttgtgtacc gttgtgtacc
87360 gttgtgtacc gttgtgtacc gttgtgtacc gttgtgtacc gttgtgtacc gttgtgtacc
87420 gttgtgtacc gttgtgtacc gttgtgtacc gttgtgtacc gttgtgtacc gttgtgtacc
87480 gttgtgtacc gttgtgtacc gttgtgtacc gttgtgtacc gttgtgtacc gttgtgtacc
87540 gttgtgtacc gttgtgtacc gttgtgtacc gttgtgtacc gttgtgtacc gttgtgtacc
87600 gttgtgtacc gttgtgtacc gttgtgtacc gttgtgtacc gttgtgtacc gttgtgtacc

- cont Inued

- continued -

89940 gattcctcgcgaa ccttctctcgc cgaacaagac gtcgctcgaac actctcgcgac gctcgcgacg 90000 cctcctatagcc aatgcagagc caagtgcgagc tctcctcaagc gctatctcctc 90060 tctcctcctca cagcgcagcagc gtcgctcgaagc agtcgcaagc aatcgcagcagc tctcctcgcagc 90120 ggcctcctca cctcctcctca tctcctcctca gtcgctcgaagc gtcgctcgaagc tctcctcctca 90180 agcctcctca agcctcctca agcctcctca agcctcctca agcctcctca agcctcctca 90240 cgcctcctca cgcctcctca cgcctcctca cgcctcctca cgcctcctca cgcctcctca 90300 ggcctcctca ggcctcctca ggcctcctca ggcctcctca ggcctcctca ggcctcctca 90360 cgcctcctca cgcctcctca cgcctcctca cgcctcctca cgcctcctca cgcctcctca 90420 tctcctcctca tctcctcctca tctcctcctca tctcctcctca tctcctcctca tctcctcctca 90480 aacgcctcctca aacgcctcctca aacgcctcctca aacgcctcctca aacgcctcctca aacgcctcctca 90540 ggcctcctca ggcctcctca ggcctcctca ggcctcctca ggcctcctca ggcctcctca 90600 ggcctcctca ggcctcctca ggcctcctca ggcctcctca ggcctcctca ggcctcctca 90660 ggcctcctca ggcctcctca ggcctcctca ggcctcctca ggcctcctca ggcctcctca 90720 agcctcctca agcctcctca agcctcctca agcctcctca agcctcctca agcctcctca 90780 cagcctcctca cagcctcctca cagcctcctca cagcctcctca cagcctcctca cagcctcctca 90840 ggcctcctca ggcctcctca ggcctcctca ggcctcctca ggcctcctca ggcctcctca 90900 cagcctcctca cagcctcctca cagcctcctca cagcctcctca cagcctcctca cagcctcctca 90960 ggcctcctca ggcctcctca ggcctcctca ggcctcctca ggcctcctca ggcctcctca 91020 ggcctcctca ggcctcctca ggcctcctca ggcctcctca ggcctcctca ggcctcctca 91080 aacgcctcctca aacgcctcctca aacgcctcctca aacgcctcctca aacgcctcctca aacgcctcctca 91140 aacgcctcctca aacgcctcctca aacgcctcctca aacgcctcctca aacgcctcctca aacgcctcctca 91200 ggcctcctca ggcctcctca ggcctcctca ggcctcctca ggcctcctca ggcctcctca 91260 ggcctcctca ggcctcctca ggcctcctca ggcctcctca ggcctcctca ggcctcctca 91320 cagcctcctca cagcctcctca cagcctcctca cagcctcctca cagcctcctca cagcctcctca 91380 aacgcctcctca aacgcctcctca aacgcctcctca aacgcctcctca aacgcctcctca aacgcctcctca 91440 ggcctcctca ggcctcctca ggcctcctca ggcctcctca ggcctcctca ggcctcctca 91500 aacgcctcctca aacgcctcctca aacgcctcctca aacgcctcctca aacgcctcctca aacgcctcctca 91560 ggcctcctca ggcctcctca ggcctcctca ggcctcctca ggcctcctca ggcctcctca 91620 aacgcctcctca aacgcctcctca aacgcctcctca aacgcctcctca aacgcctcctca aacgcctcctca 91680 aacgcctcctca aacgcctcctca aacgcctcctca aacgcctcctca aacgcctcctca aacgcctcctca 91740 ggcctcctca ggcctcctca ggcctcctca ggcctcctca ggcctcctca ggcctcctca 91800 aacgcctcctca aacgcctcctca aacgcctcctca aacgcctcctca aacgcctcctca aacgcctcctca 91860 ggcctcctca ggcctcctca ggcctcctca ggcctcctca ggcctcctca ggcctcctca 91920 aacgcctcctca aacgcctcctca aacgcctcctca aacgcctcctca aacgcctcctca aacgcctcctca 91980 aacgcctcctca aacgcctcctca aacgcctcctca aacgcctcctca aacgcctcctca aacgcctcctca 92040 ggcctcctca ggcctcctca ggcctcctca ggcctcctca ggcctcctca ggcctcctca 92100 aacgcctcctca aacgcctcctca aacgcctcctca aacgcctcctca aacgcctcctca aacgcctcctca 92160 ggcctcctca ggcctcctca ggcctcctca ggcctcctca ggcctcctca ggcctcctca 92220 aacgcctcctca aacgcctcctca aacgcctcctca aacgcctcctca aacgcctcctca aacgcctcctca

- continued -

92280 ctaagggcagca agtacttca tcaagactca gtaaccaacc cggttccacc actccagacc
92340 ccaagctgat gaggaccacat gccaacaatg attttacaat tgcgatctgt acatgcatca
92400 tgatagagct tccactgtcc agcttctgag cctgggtgac batgcttaac gctccatcc
92460 tgaaggagcc ctttctgtacc gtaaccagac atltgctgctc tcaagacttc actgcaacca
92520 ccaaccaagc ctactgaggg tgbatagatt tcaagcccgg cggctgtctcc ggggtgtcaa
92580 atttccaccg ggggtatc gtaggtatc gtaagctaaa gttaccgatt tcatctagag acaagcagca
92640 gctcagatag tcccataggg gatctatata cgtttctgca aacctcgtcg atggtgagct
92700 aggttactgt tctgtatcat cggaaagccgt ttcgtrttcc acggacatgg tttcgttga
92760 atcaagag ctcaatgtcaa gattgtccga atatagltgac gvtgttctcgt taccgaaaccag
92820 taagctgtgt ttttctatca atctgcaacc ggggttacaagg ttaagctcgt gtttacaaaa
92880 gggtrctacc cgaatcaccga gagtatagatca caccatgtcc gctagatccc taaactcgt
92940 gggccatag gacttctatca agctctgctacc agaacctgata gcaatcgttag atgtgggaa
93000 ccgcttctcgg ctgtgtggtcaa cctcataggt cgtgttagta gtagcgtgtga gtagcgttag
93060 cgttctatag gaaataatag gctatagat atctcctgagat tctttagctc ttttctctca
93120 tcttctccctg actggcgttct gttctacgtrc tagttrtrccg atagtrgttrc tcaacttgg
93180 gccgttcaatca tcaatgtgggaa cctcgtatag atctcgtctc atgtcgttca caggttagaa
93240 acttctgtgt cagtctgcttr gctcgttcaag tagaagtrtag gctgttcaaac ccaaaaaata
93300 aatcgttrctga ctactcactgt taaacttagt cggaccaccag tacaatttgg tactccaag
93360 tggtaactctg aaaaactatgg gtttgaacta gtttgaacta cgcagccctc gttcggccagt
93420 atccatctcgt tctgaaacgt tcaaccatcc gtaaaagata gttcatgaa gccaactgtaacc
93480 acaagatcgg gctcctgaaat tcaatcgttrc agccgttatga tctgtaaccctg agttagagca
93540 tcttggcgggtr tctctaaact ggttatatca aaaaatcgaac caccataggg tbatatcatc
93600 gttctcaatag gtaaccctca gaaatgtatc tctgtgtaaac tctgtgtaaac tcaatagtaag
93660 attttcaacc tgtctgctcag tcaatattgaa gtaatttctga taagtrtccc tttcctaatg
93720 ttttaaaaatc ctaacttga atttatctag ttttctcctg cctatctag ctaagtaactg
93780 acccaaacag taaactcctgg gttgtctcaac gtaacctcaag tttatctag aaaaataaacag
93840 gaaactcagtr gatbatatca agaatatctc agaatatctc ctcatgtctc ctttctctccc
93900 cactgaaagag gaggaaaacc cgcaccctgc gttccctgcgt tggtttctgctc tgcctcgtcgt
93960 taccactcctg tgaatctcctg cgtttrctcctg cttcactcctcctc gtttctgtcact cggcctcctca
94020 gaaactcctag tctccctcag cttcgttcaatc atcctcctcaag aagactcctca gactatgtaacc
94080 aaaaactcctc cttcgttcaatc atcctcctcaag aagactcctca gactatgtaacc
94140 atcaaccaacc gttgtgtctgta cttatctaca aagactcctca gttgtcccctca gtttctgtggcc
94200 cctgtcaaccgt ttagagagttc tctgttctaat gttccttaact tctcctgtcctc ttttctcctga
94260 aaaaactcctcag tccatagatcc agcatgtctc gtagatctgctc gtagatctgctc agatctgctcag
94320 gtagctcctcag aaaaactcctc agagagatctc gtagatctgctc gtagatctgctc agatctgctcag
94380 gaaactcctcag aaaaactcctc agagagatctc gtagatctgctc gtagatctgctc agatctgctcag
94440 aagactcctcag aaaaactcctc agagagatctc gtagatctgctc gtagatctgctc agatctgctcag
94500 aatctcaactg atbatatca agaatatctc agaatatctc ctcatgtctc ctttctctccc

99180 99240 99300 99360 99420 99480 99540 99600 99660 99720 99780 99840 99900 99960 100020 100080 100140 100200 100260 100320 100380 100440 100500 100560 100620 100680 100740 100800 100860 100920 100980 101040 101100 101160 101220 101280 101340 101400 101460

- continued

106080 106020 105960 105900 105840 105780 105720 105660 105600 105540 105480 105420 105360 105300 105240 105180 105120 105060 105000 104940 104880 104820 104760 104700 104640 104580 104520 104460 104400 104340 104280 104220 104160 104100 104040 103980 103920 103860 103800

- continued

- continued

106140 gntcgtggttcc taccagagatc cagatccgtc gntcagagag tccgtcgttcc 106140
 cctcgtggtggtcc acccctcgtcgtc agtctcgtcgtc gntcagagag tccagagagag 106200
 tccagatccacc gntcagagagag gntcagagagag gntcagagagag gntcagagagag 106260
 agtccagatccacc gntcagagagag gntcagagagag gntcagagagag gntcagagagag 106320
 cgtccagatccacc gntcagagagag gntcagagagag gntcagagagag gntcagagagag 106380
 tccagatccacc gntcagagagag gntcagagagag gntcagagagag gntcagagagag 106440
 cccagatccacc gntcagagagag gntcagagagag gntcagagagag gntcagagagag 106500
 acccagatccacc gntcagagagag gntcagagagag gntcagagagag gntcagagagag 106560
 tccagatccacc gntcagagagag gntcagagagag gntcagagagag gntcagagagag 106620
 cgtccagatccacc gntcagagagag gntcagagagag gntcagagagag gntcagagagag 106680
 tccagatccacc gntcagagagag gntcagagagag gntcagagagag gntcagagagag 106740
 gntcagatccacc gntcagagagag gntcagagagag gntcagagagag gntcagagagag 106800
 acccagatccacc gntcagagagag gntcagagagag gntcagagagag gntcagagagag 106860
 gntcagatccacc gntcagagagag gntcagagagag gntcagagagag gntcagagagag 106920
 cccagatccacc gntcagagagag gntcagagagag gntcagagagag gntcagagagag 106980
 cgtccagatccacc gntcagagagag gntcagagagag gntcagagagag gntcagagagag 107040
 gntcagatccacc gntcagagagag gntcagagagag gntcagagagag gntcagagagag 107100
 gntcagatccacc gntcagagagag gntcagagagag gntcagagagag gntcagagagag 107160
 gntcagatccacc gntcagagagag gntcagagagag gntcagagagag gntcagagagag 107220
 gntcagatccacc gntcagagagag gntcagagagag gntcagagagag gntcagagagag 107280
 gntcagatccacc gntcagagagag gntcagagagag gntcagagagag gntcagagagag 107340
 gntcagatccacc gntcagagagag gntcagagagag gntcagagagag gntcagagagag 107400
 acccagatccacc gntcagagagag gntcagagagag gntcagagagag gntcagagagag 107460
 tccagatccacc gntcagagagag gntcagagagag gntcagagagag gntcagagagag 107520
 cgtccagatccacc gntcagagagag gntcagagagag gntcagagagag gntcagagagag 107580
 acccagatccacc gntcagagagag gntcagagagag gntcagagagag gntcagagagag 107640
 tccagatccacc gntcagagagag gntcagagagag gntcagagagag gntcagagagag 107700
 acccagatccacc gntcagagagag gntcagagagag gntcagagagag gntcagagagag 107760
 gntcagatccacc gntcagagagag gntcagagagag gntcagagagag gntcagagagag 107820
 acccagatccacc gntcagagagag gntcagagagag gntcagagagag gntcagagagag 107880
 tccagatccacc gntcagagagag gntcagagagag gntcagagagag gntcagagagag 107940
 acccagatccacc gntcagagagag gntcagagagag gntcagagagag gntcagagagag 108000
 cccagatccacc gntcagagagag gntcagagagag gntcagagagag gntcagagagag 108060
 acccagatccacc gntcagagagag gntcagagagag gntcagagagag gntcagagagag 108120
 acccagatccacc gntcagagagag gntcagagagag gntcagagagag gntcagagagag 108180
 acccagatccacc gntcagagagag gntcagagagag gntcagagagag gntcagagagag 108240
 acccagatccacc gntcagagagag gntcagagagag gntcagagagag gntcagagagag 108300
 gntcagatccacc gntcagagagag gntcagagagag gntcagagagag gntcagagagag 108360

110700
110640
110580
110520
110460
110400
110340
110280
110220
110160
110100
110040
109980
109920
109860
109800
109740
109680
109620
109560
109500
109440
109380
109320
109260
109200
109140
109080
109020
108960
108900
108840
108780
108720
108660
108600
108540
108480
108420

- continued -

110760 tcccttggcgt gtagcaggtat cctcttgatg gttcttgatg gttcttgatg gtagcaggtat 110760
110820 atcctctctg tcttaaatat ctagcaggtat gtagcaggtat gtagcaggtat gtagcaggtat 110820
110880 cgtctcagat gttcaggtat gttcaggtat gttcaggtat gttcaggtat gttcaggtat 110880
110940 gtagcaggtat gtagcaggtat gtagcaggtat gtagcaggtat gtagcaggtat gtagcaggtat 110940
111000 gtagcaggtat gtagcaggtat gtagcaggtat gtagcaggtat gtagcaggtat gtagcaggtat 111000
111060 tctctcagat tctcagat tctcagat tctcagat tctcagat tctcagat 111060
111120 gtagcaggtat gtagcaggtat gtagcaggtat gtagcaggtat gtagcaggtat gtagcaggtat 111120
111180 gtagcaggtat gtagcaggtat gtagcaggtat gtagcaggtat gtagcaggtat gtagcaggtat 111180
111240 gtagcaggtat gtagcaggtat gtagcaggtat gtagcaggtat gtagcaggtat gtagcaggtat 111240
111300 gtagcaggtat gtagcaggtat gtagcaggtat gtagcaggtat gtagcaggtat gtagcaggtat 111300
111360 gtagcaggtat gtagcaggtat gtagcaggtat gtagcaggtat gtagcaggtat gtagcaggtat 111360
111420 gtagcaggtat gtagcaggtat gtagcaggtat gtagcaggtat gtagcaggtat gtagcaggtat 111420
111480 gtagcaggtat gtagcaggtat gtagcaggtat gtagcaggtat gtagcaggtat gtagcaggtat 111480
111540 gtagcaggtat gtagcaggtat gtagcaggtat gtagcaggtat gtagcaggtat gtagcaggtat 111540
111600 gtagcaggtat gtagcaggtat gtagcaggtat gtagcaggtat gtagcaggtat gtagcaggtat 111600
111660 gtagcaggtat gtagcaggtat gtagcaggtat gtagcaggtat gtagcaggtat gtagcaggtat 111660
111720 gtagcaggtat gtagcaggtat gtagcaggtat gtagcaggtat gtagcaggtat gtagcaggtat 111720
111780 gtagcaggtat gtagcaggtat gtagcaggtat gtagcaggtat gtagcaggtat gtagcaggtat 111780
111840 gtagcaggtat gtagcaggtat gtagcaggtat gtagcaggtat gtagcaggtat gtagcaggtat 111840
111900 gtagcaggtat gtagcaggtat gtagcaggtat gtagcaggtat gtagcaggtat gtagcaggtat 111900
111960 gtagcaggtat gtagcaggtat gtagcaggtat gtagcaggtat gtagcaggtat gtagcaggtat 111960
112020 gtagcaggtat gtagcaggtat gtagcaggtat gtagcaggtat gtagcaggtat gtagcaggtat 112020
112080 gtagcaggtat gtagcaggtat gtagcaggtat gtagcaggtat gtagcaggtat gtagcaggtat 112080
112140 gtagcaggtat gtagcaggtat gtagcaggtat gtagcaggtat gtagcaggtat gtagcaggtat 112140
112200 gtagcaggtat gtagcaggtat gtagcaggtat gtagcaggtat gtagcaggtat gtagcaggtat 112200
112260 gtagcaggtat gtagcaggtat gtagcaggtat gtagcaggtat gtagcaggtat gtagcaggtat 112260
112320 gtagcaggtat gtagcaggtat gtagcaggtat gtagcaggtat gtagcaggtat gtagcaggtat 112320
112380 gtagcaggtat gtagcaggtat gtagcaggtat gtagcaggtat gtagcaggtat gtagcaggtat 112380
112440 gtagcaggtat gtagcaggtat gtagcaggtat gtagcaggtat gtagcaggtat gtagcaggtat 112440
112500 gtagcaggtat gtagcaggtat gtagcaggtat gtagcaggtat gtagcaggtat gtagcaggtat 112500
112560 gtagcaggtat gtagcaggtat gtagcaggtat gtagcaggtat gtagcaggtat gtagcaggtat 112560
112620 gtagcaggtat gtagcaggtat gtagcaggtat gtagcaggtat gtagcaggtat gtagcaggtat 112620
112680 gtagcaggtat gtagcaggtat gtagcaggtat gtagcaggtat gtagcaggtat gtagcaggtat 112680
112740 gtagcaggtat gtagcaggtat gtagcaggtat gtagcaggtat gtagcaggtat gtagcaggtat 112740
112800 gtagcaggtat gtagcaggtat gtagcaggtat gtagcaggtat gtagcaggtat gtagcaggtat 112800
112860 gtagcaggtat gtagcaggtat gtagcaggtat gtagcaggtat gtagcaggtat gtagcaggtat 112860
112920 gtagcaggtat gtagcaggtat gtagcaggtat gtagcaggtat gtagcaggtat gtagcaggtat 112920
112980 gtagcaggtat gtagcaggtat gtagcaggtat gtagcaggtat gtagcaggtat gtagcaggtat 112980

- continued -

117660 117720 11780 117840 117900 117960 118020 118080 118140 118200 118260 118320 118380 118440 118500 118560 118620 118680 118740 118800 118860 118920 118980 119040 119100 119160 119220 119280 119340 119400 119460 119520 119580 119640 119700 119760 119820 119880 119940

-continued-

- continued -

120000 agtccgggtg gggccggaca gttgagccag gttgagccag gttgagccag gttgagccag gttgagccag gttgagccag
 120060 gttcccaacc gttcccaacc gttcccaacc gttcccaacc gttcccaacc gttcccaacc gttcccaacc gttcccaacc
 120120 ccgagccacc caaagccacc caaagccacc caaagccacc caaagccacc caaagccacc caaagccacc caaagccacc
 120180 tctgtgtgtg tctgtgtgtg tctgtgtgtg tctgtgtgtg tctgtgtgtg tctgtgtgtg tctgtgtgtg tctgtgtgtg
 120240 tttgtgtgtg tttgtgtgtg tttgtgtgtg tttgtgtgtg tttgtgtgtg tttgtgtgtg tttgtgtgtg tttgtgtgtg
 120300 ccgagccacc caaagccacc caaagccacc caaagccacc caaagccacc caaagccacc caaagccacc caaagccacc
 120360 atccctgtag cctgtagcga cctgtagcga cctgtagcga cctgtagcga cctgtagcga cctgtagcga cctgtagcga
 120420 cccctgtgtg cccctgtgtg cccctgtgtg cccctgtgtg cccctgtgtg cccctgtgtg cccctgtgtg cccctgtgtg
 120480 gggagccacc caaagccacc caaagccacc caaagccacc caaagccacc caaagccacc caaagccacc caaagccacc
 120540 agttcaaccg gttcaaccg gttcaaccg gttcaaccg gttcaaccg gttcaaccg gttcaaccg gttcaaccg
 120600 ggtccctgtg ggtccctgtg ggtccctgtg ggtccctgtg ggtccctgtg ggtccctgtg ggtccctgtg ggtccctgtg
 120660 accagaccgt ctagccagcc ctagccagcc ctagccagcc ctagccagcc ctagccagcc ctagccagcc ctagccagcc
 120720 ttgtagcagc caaacatcag caaacatcag caaacatcag caaacatcag caaacatcag caaacatcag caaacatcag
 120780 accagccacc caaagccacc caaagccacc caaagccacc caaagccacc caaagccacc caaagccacc caaagccacc
 120840 agttgtgtag agttgtgtag agttgtgtag agttgtgtag agttgtgtag agttgtgtag agttgtgtag agttgtgtag
 120900 atcgtatctc atcgtatctc atcgtatctc atcgtatctc atcgtatctc atcgtatctc atcgtatctc atcgtatctc
 120960 caaagccacc caaagccacc caaagccacc caaagccacc caaagccacc caaagccacc caaagccacc caaagccacc
 121020 ctagccagcc ctagccagcc ctagccagcc ctagccagcc ctagccagcc ctagccagcc ctagccagcc ctagccagcc
 121080 gtagccagcc gtagccagcc gtagccagcc gtagccagcc gtagccagcc gtagccagcc gtagccagcc gtagccagcc
 121140 ctagccagcc ctagccagcc ctagccagcc ctagccagcc ctagccagcc ctagccagcc ctagccagcc ctagccagcc
 121200 ggtccctgtg ggtccctgtg ggtccctgtg ggtccctgtg ggtccctgtg ggtccctgtg ggtccctgtg ggtccctgtg
 121260 gtagccagcc gtagccagcc gtagccagcc gtagccagcc gtagccagcc gtagccagcc gtagccagcc gtagccagcc
 121320 ctagccagcc ctagccagcc ctagccagcc ctagccagcc ctagccagcc ctagccagcc ctagccagcc ctagccagcc
 121380 tttgtgtgtg tttgtgtgtg tttgtgtgtg tttgtgtgtg tttgtgtgtg tttgtgtgtg tttgtgtgtg tttgtgtgtg
 121440 tttgtgtgtg tttgtgtgtg tttgtgtgtg tttgtgtgtg tttgtgtgtg tttgtgtgtg tttgtgtgtg tttgtgtgtg
 121500 gtagccagcc gtagccagcc gtagccagcc gtagccagcc gtagccagcc gtagccagcc gtagccagcc gtagccagcc
 121560 gtagccagcc gtagccagcc gtagccagcc gtagccagcc gtagccagcc gtagccagcc gtagccagcc gtagccagcc
 121620 gtagccagcc gtagccagcc gtagccagcc gtagccagcc gtagccagcc gtagccagcc gtagccagcc gtagccagcc
 121680 gtagccagcc gtagccagcc gtagccagcc gtagccagcc gtagccagcc gtagccagcc gtagccagcc gtagccagcc
 121740 gtagccagcc gtagccagcc gtagccagcc gtagccagcc gtagccagcc gtagccagcc gtagccagcc gtagccagcc
 121800 gtagccagcc gtagccagcc gtagccagcc gtagccagcc gtagccagcc gtagccagcc gtagccagcc gtagccagcc
 121860 gtagccagcc gtagccagcc gtagccagcc gtagccagcc gtagccagcc gtagccagcc gtagccagcc gtagccagcc
 121920 gtagccagcc gtagccagcc gtagccagcc gtagccagcc gtagccagcc gtagccagcc gtagccagcc gtagccagcc
 121980 gtagccagcc gtagccagcc gtagccagcc gtagccagcc gtagccagcc gtagccagcc gtagccagcc gtagccagcc
 122040 gtagccagcc gtagccagcc gtagccagcc gtagccagcc gtagccagcc gtagccagcc gtagccagcc gtagccagcc
 122100 gtagccagcc gtagccagcc gtagccagcc gtagccagcc gtagccagcc gtagccagcc gtagccagcc gtagccagcc
 122160 gtagccagcc gtagccagcc gtagccagcc gtagccagcc gtagccagcc gtagccagcc gtagccagcc gtagccagcc
 122220 gtagccagcc gtagccagcc gtagccagcc gtagccagcc gtagccagcc gtagccagcc gtagccagcc gtagccagcc

- continued -

122280 122340 122400 122460 122520 122580 122640 122700 122760 122820 122880 122940 123000 123060 123120 123180 123240 123300 123360 123420 123480 123540 123600 123660 123720 123780 123840 123900 123960 124020 124080 124140 124200 124260 124320 124380 124440 124500 124560

- continued -

124620 124680 124740 124800 124860 124920 124980 125040 125100 125160 125220 125280 125340 125400 125460 125520 125580 125640 125700 125760 125820 125880 125940 126000 126060 126120 126180 126240 126300 126360 126420 126480 126540 126600 126660 126720 126780 126840

126900 126960 127020 127080 127140 127200 127260 127320 127380 127440 127500 127560 127620 127680 127740 127800 127860 127920 127980 128040 128100 128160 128220 128280 128340 128400 128460 128520 128580 128640 128700 128760 128820 128880 128940 129000 129060 129120 129180

- continued

- continued -

129240 129300 129360 129420 129480 129540 129600 129660 129720 129780 129840 129900 129960 130020 130080 130140 130200 130260 130320 130380 130440 130500 130560 130620 130680 130740 130800 130860 130920 130980 131040 131100 131160 131220 131280 131340 131400 131460

131520 131580 131640 131700 131760 131820 131880 131940 132000 132060 132120 132180 132240 132300 132360 132420 132480 132540 132600 132660 132720 132780 132840 132900 132960 133020 133080 133140 133200 133260 133320 133380 133440 133500 133560 133620 133680 133740 133800

- continued

- continued -

133860 ctegtctgacaa tctgtgtgtctc ggcgggcaag ctgtgagttgt aaccctgtcgc gctcctcgtc 133860

133920 ggtgctgtcccg aggtatgtatgt gcaagtcttc ggcacaccgag ggcgggcaag atcgtctgtcgt 133920

133980 ctcacatgtcca ctcacatcttcg agagtgacag gcccggcgag atcgtctgtcgt gctcctcgtc 133980

134040 cctgtctgtccg ctgtgacgagct gttgacgttca aacacagttcag cagcagagcaac 134040

134100 ggcgggctgtcc aaccctccag agacagagct acccttcaca cgtcagcagcag 134100

134160 ctcacatctgag tgcctcaccagt ggaatctgtt gtagctgtgtt gtagctgtgtt 134160

134220 cctgacatctca atcctcaccagt cactgacatcc acacatctatgc ggttctgtgtgaa 134220

134280 aagttctatctg aacatctcctcg tctctgtcagat cctgtgagagat ccaagagttca 134280

134340 cctgtgtgtcca tctcctgagca cgttaccgtca gctcgtcgtc cggcccggtc tctgtctgtgt 134340

134400 cctgtctgtctg gctcctcaccag gttcttatgtc tacgagaccgtc atctcgtgtca 134400

134460 tctgtctgtcag gactgtgtgtc gactgtgtatc ggtcgtcaaat tctctgtcgtc 134460

134520 gtagatctcccg gttccaccctg tctgtgttcca gtagagctcccg cctgtgtctcgt 134520

134580 ggtgtagctgtg tctcctcaca tctcctcaca gcaaacggcgg gctcctcagt 134580

134640 agttcctccctc accgggtgttct ggtgtgtgttct gctgtgtgttct atctgtgtgtt 134640

134700 gctgtgtgtctc tctcctcacc cctcctcacc agcggctgttct gctgtgtgttct 134700

134760 gtagctgtgacc accgctgtgtt gtagctgtgtt gtagctgtgtt gtagctgtgtt 134760

134820 ggtgtctctcct cctcaccctc cctcaccctc ctggtgtgttct taggtgtgttct 134820

134880 gctgtgtgtctc accctgtctc cctcctcctc cctcctcctc gctgtgtgtctc 134880

134940 cctgtgtgtctc gtagctgtgtc cgtgtgtgtc gctgtgtgtc gctgtgtgtc 134940

135000 gctgtgtctc gcaacagatct ggaatctctt tcaatctgtt ccaacagatca 135000

135060 gttcaagctccg accctgtgtgtt gattgtatctc gctgtgtctc gctgtgtctc 135060

135120 ggtcctcaccat cctgtatctc accctgtatctc gctgtgtgtc gctgtgtgtc 135120

135180 tcatgtctgtca aagctcctctc agctcctcctc aggtctcctcctc gctgtgtgtc 135180

135240 tctgtctgtctc ccaaccctct cctcctcctc tctgtctctc cctcctcctc 135240

135300 tctgtctgtctc tcaatctctc cctcctcctc accctcctcctc gctcctcctc 135300

135360 tctcctctgtc gtagctgtgtc cctcctcctc gtagctgtgtc gtagctgtgtc 135360

135420 gctgtctcagc ctgtctcagc ggtgtgtctc ggtgtgtctc ggtgtgtctc 135420

135480 tcaacgtagtca cgtcaggtgtca ctagctgtgtt aagctgtgtt gtagctgtgtt 135480

135540 cgtcctcaaat cctcagctgtt gtagctgtgtt ctagtaaat ctagtaaat 135540

135600 tctgtgtgtctc tctctctctc atgtatctct tctgtctctc tctgtctctc 135600

135660 cctgtctcctc cctcctcctc gctgtgtgtc tctgtgtgtc tctgtgtgtc 135660

135720 ctagctctca agctcctcctc ccaaccctc accctcctc accctcctc 135720

135780 gtagctcaaaa gtagctgtctc cgtctctcagc ggttaagctc aaaaagtagc 135780

135840 cctcagtagtca gttatgtctc gtagctgtgtt gtagctgtgtt gtagctgtgtt 135840

135900 aatgtctgtt tctctctctc ccaagtagtct gtagctgtgtt gtagctgtgtt 135900

135960 gctgtgtgtctc agctcctcctc gtagctgtctc gtagctgtctc gtagctgtctc 135960

136020 caggtctcctc aggtcctcctc gtagctgtctc gtagctgtctc gtagctgtctc 136020

136080 gtagctgtcag tctgtgtctc gtagctgtctc gtagctgtctc gtagctgtctc 136080

- continued -

136140 atccagagag ctaaccctcgc tgcagctccg agcaaaacaac cggccggagta 136140
136200 gcccagaaag gccagagctgc accagcaacc gctgcctgctac tccgcccagtg 136200
136260 cccgtctccgc gttatctagcc accagctctgtc gccggccagacc gttaaagtccga 136260
136320 cccaccatgatc atcaaccatctc gttccagtgaa atccctcagtgaa accccaccagat 136320
136380 catccagggcc tccattctccga aatccggcccga caccgctccctg gccggccctccg 136380
136440 cccgtgatccaa gccggccggccgc gtcagaccctt cagagctctctc tggggccggccgc 136440
136500 ttcctccctctc tggccaccctcc gccgcctccgct cggccggctctcat tggggccggccgc 136500
136560 ccggggctccgc aatccagctcc accgtatctcgg caaacctctgct gttcgtccgttag 136560
136620 ccgatctccgc gaagggagagagc tgcaggttaggg cctccgggttagc ggggttccaccg 136620
136680 cccaggtatctg accaacagatag gccaggggtcca ccggctctctac cgtgttaattg 136680
136740 tggccctctcct cggcccctctga tgcctgtgaccc gaaccgcccagc gtcgaaagtgg 136740
136800 ccgttctccca cagctctgtctg aggaagctgttt ccagctgatacc gttgtccggccgc accgaaactggc 136800
136860 agaaagagatc gttctggccacc accctccaccgc cagctccgaaagc aagggctccggcc 136860
136920 cgtccggccgc cttggccagc gccctccacaac ccggggccagtg gttacagttccg gccgtccggccgc 136920
136980 ccggcccaggtc catggagctcc tccggccggcc aggtcttagggc cgttgagagagc tccgcccaggtc 136980
137040 ccggccaccagc atctccaccagc gttctgggttagc gttccctgggcatc tccgtccaccct 137040
137100 gccgaccctggat cttgcctccctcc aggcacccttga tggacccttgcct cttacaaccagc 137100
137160 cccggctccggc gccgcctccgggg gccggctggggc cccggacgtggc cccggacgtggc 137160
137220 cctccaccacc gccgcctccggc ggtccccaccga accctggggtcc accctggggtta 137220
137280 gttcagaggtt tttgttccacc agccggtagggc tccaggtctccg tccgaaagacc 137280
137340 cctccgatatcc gttccctggatc tgcctgtccgg agaacgttaaag caaaaaccctc ataatgggact 137340
137400 tttctggggtcc gccctggctggc tccgttgcctgtc ccaaccatctcc ccaaccatctcc 137400
137460 gctccgttggcc gccctggccctcc accacccttcca ccaggaaggtt atttgagccaac 137460
137520 tttctgggtggc gttcagggccgc tccgttagagccga gaaatctccctc gttggccaggtgt 137520
137580 tttgttgaaacc cagctcttctcc cagctccctacc ccagctccctacc gccagctgggtc 137580
137640 tttgttctctgc gccctccctccgc gctccctccagc gctccctccagc gccctccctccgc 137640
137700 cctccggggccgc gttctggcttagc gccagcttagc cccagggccggc gccagggccggc 137700
137760 cccaggttctagc tccggccagagc tccctggctggc gccgggttgggt cctccctggccagc 137760
137820 cccggctggctac aaatcttggcc gccctccctccgc cctccctccagc cttgggtcttcc 137820
137880 gccgttaccacc tcccccaccgtt accgaccaccatc ccaaccgttagagc accatattctgg 137880
137940 ccgttaccctat caaaagtctcc gccaggtctggc cccaggtccacc gccgttctggccagc 137940
138000 accgaaagccgc ccaaccaccacc accaatattctc accaggttctcc tccctggcttaggg 138000
138060 gaaccagccgc gccgttggccaac tccaccctctc cggggccaccagc cggggccaccagc 138060
138120 agaggtctgtctt gccaccaccacc tccaggtccagc gttcgttctggccagc cagggccaccagc 138120
138180 cctgtgtgtgtc atctctgtggcc gccaccaccacc gccagaaagcc gccaccaccacc 138180
138240 tccatctctcgc gccctccctccgc gttccgggtggg aaaaatattctcga tggaccgtctcc 138240
138300 cccagctaccat gccaccaccacc atctaccctcc accctctccctc gttggccaccagc 138300
138360 tccgttccagacc aaccaccacc agttccaggtcc cctccctccctcc cctccctccctcc 138360
138420 agttgggttctc gccctccctccgc cttccatctccg tccagcttctgaacc gaaaccagacc 138420

- continued -

138480 ctaecogcogc ggcacaagagc agcgttcaat cctccogcctc cctctctctcgc gcccogcctcgc 138480

138540 cctcgtccogc ggcocogcogc agcogcogcgc cctcgtctcgc cgtcttggccgc tctcttccctc 138540

138600 tccogcogcgc gctccgtccac ggcacaagcgg gcccogcggca gacttccagc atccaaaggctgc 138600

138660 tggcggccca tcaagatttgc gttacccagct gttacccagct gttacccagct cagaaacctca 138660

138720 gcccogcgtc caaccogcctc caaccogcctc aggtccaaagac catctccogc gctctccogc 138720

138780 tccctcagcag gcaagctgcgc cttggctcagca gcccogcgttag ccaagcagtagc cttggaaagct 138780

138840 accogcgttgc cgaagccogcagc ggaagcaagca ccaaccagcgc cctgcaagatc aaagatctctgc 138840

138900 tccogcctcagc gcccogcctcagc tggcaacaatgc cttaaatattgc tgggagagcgcga 138900

138960 aggcocogcctc ggcctccogc gcccogcctcagc cggccogcctcagc agagagaccctc tccgagagctgc 138960

139020 ggcagagagcaaa tatcctcgtc atcgaagagct gcccogcctcagc atgctgagcctac atgctgagcagc 139020

139080 tggcttggcttct tcttcaacaagc cccctggggccga caagcggaccctc taccogcgcgaac 139080

139140 gcccogcgtgc cttgaccagc aaacaagagcgc tggccagcgc cttgaccagcgc cttgagagagcgc 139140

139200 gctcaagcaaac caacaagagcgc tggccagcgc gcttcaagcgc gcttcaagcgc 139200

139260 tgaattcaagc agaggttgc atcaacaatc ggcacaacatgc cgaacaacatgc gttcaattca 139260

139320 tccaacaaca agcttctggcac gaccctggacc tctggccagcctc gctcaagattac atggagattcgc 139320

139380 gttaccocogc caagagagagc caagctggccctc agctggagcgc cctcgttggcggc cccogcagct 139380

139440 ccaatccogcga cccctcgtcac gcccogcctcagc tgaacogcggcctc tcttctccctcgc cacgctcagagc 139440

139500 tgaaggtctca cttcaagcggc cttgaccagcgc agatccogcctc gaggccagcgc cacogctcctc 139500

139560 tctgattctcgc gttctcaatgc gttgctcaaca caaccogcgcgtca caagagcctc tggcagcctgc 139560

139620 cccagcccccgc tggcggaccctc cccogcagcgc tccaggtctcgc gttccogcagc aacttggcgcgc 139620

139680 gcaatcaatca ctaatccogcagc tcttgcctcagc caacaacctc agccogcagcgc 139680

139740 cccctcgtgcgc gcccogcctcagc gttcgttccagc ccaacaatc cctcgttccagc gctcaagagc 139740

139800 gggggagagctc tgaatccgggc agcaccogcggc gcaacaagcagca gaccggcgttctc tcccaagagcgc 139800

139860 atgattacaacc caaccogcgcgc gattagccogcctc agcagccogcctc caaccttggcgc attaacctaca 139860

139920 tcaagagggcagc tccggttgggagc gttcaaatctca aggttgcgggcgc cttggttattca ggtattacaaggc 139920

139980 gccaaggggttca accgttcttgc gacatcttgc aaagggacaac gttattattca cgcacaagcgcctc 139980

140040 gcccagcagcgc ggcctcaagcgc taccctcgttagc tctcgggcctc gctctctcctgc gccatgttacc 140040

140100 aacttcaatgc gttccogcctcac agcaaccogcagc agatgttggcgc tgaagctggcgc cgcgctcagc 140100

140160 tggcttccogc gaggcttccgc tggccogcctcagc cccogcctcagc ggcocogcctcagc cccogcctcagc 140160

140220 gcccogcgggagc gaatccogcagc aatcaatccagc tccgaccogcagc atcctctccagc atccocctggc 140220

140280 gcccogcctcagc atcctcaagcgc atggcaagagc gccaagagagc gccaagagagc atccocctggc 140280

140340 tggctcccaaac caatcaagcgc tccggaaccogc tccagggagcgc cgaaccatcagc gatccacaacc 140340

140400 gttcctgattagc ggtatccctctc tctcctcaaat accgtccaaagc accgtccagcgc ggcctgctctc 140400

140460 ccttctcagagc aaaggttggcaac atgttacaatca ccttccogcagc catcttctctc aagcogcctaca 140460

140520 agcctcaatgc agcgtctccagc gggcgttccgc tccogcctcagc tccogcctcagc aactcaaatc 140520

140580 gcccogcctcagc ggttctcaagc gccaacatgctc agatccagctc cgaagcaccogc tccctcgttgc 140580

140640 gcaatggcttcc gcaatgttccgc cccogcctcagc cgttacaagc cgttcaagcgc accagcgcga 140640

140700 acgcttccagc tccgtccagc gaccogcctcagc gcaatcccaacc cgaagcttggctgc cagcogcctc 140700

-continued-

aaaaagtbaac taatgtttct tagaacttac cgcctaaggat ctaaccaaac tatarccaac 143100
 aaaaaaataac acagcaactt gctactaatc agltgaagactc ataacaaagg 143280
 tttctctgtgta ataacggttat aataactgctt atggaactaaa agtatccttg 143340
 cgtgctctatga ctaagagat ctaactggat atcaaacctc aatbagcgg ctaactca 143400
 tggttctgtgt gactatctcg tggagaaaaa atgtgatcgt tagltagcta ggtgagactt 143460
 acagctatcc atcccgctag tttctctgtg taatgatgat atgactca tggltggtagat 143520
 cgtatcttctgt tagcaatttg tccgtttaa ggcctaaatg acttatgcta catgatgat 143580
 tatarctcttga tctatcgttc cctcaagg ggtgtgatgta gtlgtatgta agtctgtatag 143640
 tgttctccaa atcatgatata tcaagactat ggccttccat atctgtctca atgttccact 143700
 atctcaatata tacaatata atgcaactat atgtaaactag gatbatggtcc tatbaagggt 143760
 ctctcatcac gttgtgtctgt tcatgtcttg gctgtatctc tctctccccc ctbaacccc 144180
 atkaactcgt gtagtctgtatg atctgatggt ctagatgatggt tcttctctct 144240
 acaacaaga agataaaga tggltcggtag atgtcatata tcatcatata 144300
 acggtcggcgt tctctctc atctaatc aacctgcaac atcgaagaa agaacggagc 144360
 gcaaacccgt atgcccgt atgagaaatg gcaatgaaatg atggtgagatg gtagagatg 144420
 ccagaaagcca gtagcagagag gtagagagca gacatcagtc gtcacccgtc tctgtagagag 144480
 gcaaggcggc gctctctgt tcaagggtca gctctgtgat tgcctgtgtct ttttctctct 144600
 atctatctatg atcaactc caaagggtca gctctgtgat tgcctgtgtct ttttctctct 144600
 tctcatgatca gctgagagcca ccaagagagtc cggctcctccc atgtgctcagc cgttctctct 144660
 aggtatgatata tctctgtatct ttaaccaagt taaaccaagt tggcctctgt tcttctctct 144720
 atgatctcgtat cctctctctc tgggggggtgt cactctctcgt gaagataaag tgaaccaact 144780
 ctcaatgatata accatctat ctgttgatata gtagaaaaaa taatcttctc gcaacgaatca 144840
 gatctcaatg tagaggtgatctt actctgctatc acaagaaatg atctctcttg tgcctaaagta 144900
 cctgatcttct tcaacagatct gctctctccc aactatctc ccagatctca agacgatctg 144960
 aaaaaaatacaatc agggcaaat aatagatgtagt cctgtgtggt tctgtgtcgtg tagcatcctcg 145020
 tctctgctgtc gtagatctctc cgttatctct atctctccc gtagatctct gggltccttg 145080
 tgtkaatgtagt atctctcgt atctctcgt agcgaacaaa atkaacaaag aacaaacgt 145140
 aggaatactc ggtttatctc acgatcaagt gctcctcaaa agtgaagat gttacgtgt 145200
 ggtggtgataa taagactcgtc gtagatcagat agtctcag agcggctcga accctctca 145260
 agagctcttct tagagtagcaac ttaaatcac acagtagtagt aagtagtagt gaactctca 145320

145380 agtgcgacac cttcagatbat cttacattgt acgcttcacaa tctglatlta ggalagagag
 145440 tctgctcagag aaaaatcctg atcctcctag agtgtlatlta tlatatcctc ttcggggact
 145500 acgatlttttc tctcttcacaa taccaactact actcgtlatc acatcacatgg acgaaaataaa
 145560 aatctctcag gacagtgatba ccaagatctc cagactcacc cagactcacc cagactcacc
 145620 agatgatcctg ctagatgatgt ccgttggtgt tctaggtcgt atttttttgtg tcaatcagtg
 145680 ttttgaccacc agtttatlta gtlatgtlta tctctctgcc atgtatcatt gtagccaccac
 145740 cctctttttt aagagagggag gaaatctcgtc tctgactcctc acgggatba acggcgggtg
 145800 tgggtgggtg gggagagact ccaaggtcatt gaaaataaa attcctgttt gccatcaggt
 145860 ggtgagaccgat aaccctcagat tctgataatg gtlcctacag aaatctatct aaccgctgaa
 145920 gaaagaaatc gaaaataaa aatctacata acatcacata acatcacata acatcacata
 145980 gacgctcagat tgggtgggtg cactgggtg cactgggtg cactgggtg cactgggtg
 146040 tctctcctcct tgggtcctcct cgtccttttt ctagggcgtc ctagggcgtc ctagggcgtc
 146100 acgacacagac cgatcaaa gatacaaac cagtgtcgtc cagtgatba cagtgatba
 146160 tctgaaagatc tccgctcacc cttctcactga gtlcaaaacc tctggtcag tcaagtlcag
 146220 acggttttat gctgaggtct tctctttccg cgtgtcgggt gtagtctggt tccctcctgta
 146280 gcaacctcag gacgacatc cctgtgtcgt ctagcgtcag atgtgtcctc ctaggtcctg
 146340 atctcagctt atgtgactgt tgttttgaggt gtlactctggag atcgtgtctc cgcaggtcga
 146400 ccaactcctc accgactca agaacgtgat gctcagatba gctcagacgt ctagaatccat
 146460 ctcaaaagac atctcctcact gctgagatgt cctcctggtg gctcctggtc cgcagaggtca
 146520 acaacgtgtt cactagaccgt tgttttttat tctcctgggt cccagctcct gtlcaggtctg
 146580 gcaactcctc ccaagctcct gacgagagctt gacgagagctt gacgagagctt gacgagagctt
 146640 acgctcctcag gtlctcagag gtlctcagag tctgtttcag cgtcctcagag gtlcactcag
 146700 tcaacgtatc gtlctcaaac gtlctcagag gtlctcagag gtlctcagag gtlctcagag
 146760 taaacgtatc gtlctcaaac gtlctcagag gtlctcagag gtlctcagag gtlctcagag
 146820 tggaaagagat atgtatcaat agatgtcctg acgggtcctg acgggtcctg acgggtcctg
 146880 gcaactcctc ccaagctcct gacgagagctt gacgagagctt gacgagagctt gacgagagctt
 146940 atctcctcacc taacgtctgt gtaaaatbat gtaaaatbat gtaaaatbat gtaaaatbat
 147000 atcagagagct caatcagact tctcagactgt gctcagactgt gctcagactgt gctcagactgt
 147060 tcaactctgct gacacgtcgt ggcagaggtt tgcacacctc caaggtcctg cctctcgtca
 147120 ccaatgatba gacacgtcgt gtlctcagag gtlctcagag gtlctcagag gtlctcagag
 147180 tctgacatba ggggtcagag gtagcctcgt agtcacctgt tctgacagctt tctgacatcct
 147240 tcaacaaatc cgtcctcctg gtlctcgtgt ccaagctcgt caatcagagct gctcctgctca
 147300 ccaatgatltt ctagatcaggt aatltctcag tgaatcagat gctcctcatt ctagaaaacac
 147360 acgctcagat cctcaggtt gtaggtgtt gtaggtgtt gtaggtgtt gtaggtgtt
 147420 gctgtgtctc gtlctcgtct acgctcgtct acgctcgtct acgctcgtct acgctcgtct
 147480 aacagctcag gacagaaacag cgtcacaagag aacagctcag aacagctcag aacagctcag
 147540 gtlctgtgtg acgctcgtct gctcgtgtgt gctcgtgtgt gctcgtgtgt gctcgtgtgt
 147600 actcctcctg atcctcagac gtlctcgtct gtlctcgtct gtlctcgtct gtlctcgtct
 147660 agcggcgtct gctcctcctc gctcctcctc gctcctcctc gctcctcctc gctcctcctc

-continued-

- continued -

14720 14780 14784 14790 14796 14802 14808 14814 14820 14826 14832 14838 14844 14850 14856 14862 14868 14874 14880 14886 14892 14898 14904 14910 14916 14922 14928 14934 14940 14946 14952 14958 14964 14970 14976 14982 14988 14994

gactcgtcggg gntcaacagaa gaaoccttat tatcagcaat gttacggagc atccactgct 150000
tgaggccacat agccggtagtg agccggtagtg tggaccggcg tccggctccag ctcggggcggc 150060
agtccggcgct agtatctatc atggtggcggt agccagggcg gttccagcggt gttacggcagg 150120
caaatctccr tcaactgctgt gttacggcgg tacaaggagg taaaggaggc gggtccggcggc 150180
gcccgtctccr cgggtcggcgg caccaggagg tgggtccggcgg gttcgtctccr 150240
accaccaccagt taaaggaggagg cgggtgggcc agccaccaggc agccaccaggc tccggctggagg 150300
atccccgcctccr cgtctaggagg tccggctagggg ggtcaggaggc ggtcaggaggc gttccaccaggc 150360
gtctaggaggc ccggggaggc atccggcggc tccggctaggc cggcggcggc cggcggcggc 150420
ccggggaggcggc ccaaccaggctc agccaggggcc gcaaccaggctc cgggatctggctg 150480
taccaggagggg ccaaggaggctc caggaggaggc tccggctccaccaggagg ggtcggcggc 150540
gggtctaggaggc gttcaggaggc gttcaggaggc gttcaggaggc gttcaggaggc gttcaggaggc 150600
accaccaggaggc gttcaggaggc gttcaggaggc gttcaggaggc gttcaggaggc gttcaggaggc 150660
ccggggaggcggc cccggggaggc atccggcggc tccggctaggc cggcggcggc cggcggcggc 150720
accggcggcggc agggaggaggc gggggaggagg agggaggaggc agggaggaggc agggaggaggc 150780
gggtcaggaggagg agggaggaggc atccggcggc agttcggcggc agttcggcggc agttcggcggc 150840
tcttggaggaggc gttcaggaggc agggaggaggc agggaggaggc agggaggaggc agggaggaggc 150900
cgtctaggaggc agggaggaggc agggaggaggc agggaggaggc agggaggaggc agggaggaggc 150960
taccaggaggcggc gttcaggaggc agggaggaggc agggaggaggc agggaggaggc agggaggaggc 151020
agggtcaggaggc gttcaggaggc agggaggaggc agggaggaggc agggaggaggc agggaggaggc 151080
baaccaggaggc gttcaggaggc agggaggaggc agggaggaggc agggaggaggc agggaggaggc 151140
aggggaggaggc ccaaccaggctc cgttaccaggc cgttaccaggc cgttaccaggc cgttaccaggc 151200
gggtcaggaggcggc ccaaccaggctc cgggatctggctg gttcaggaggc gttcaggaggc gttcaggaggc 151260
gggtcaggaggcggc agggaggaggc agggaggaggc agggaggaggc agggaggaggc agggaggaggc 151320
gggtcaggaggcggc agggaggaggc agggaggaggc agggaggaggc agggaggaggc agggaggaggc 151380
ccggggaggcggc agggaggaggc agggaggaggc agggaggaggc agggaggaggc agggaggaggc 151440
cggggaggaggc agggaggaggc agggaggaggc agggaggaggc agggaggaggc agggaggaggc 151500
gggtcaggaggcggc agggaggaggc agggaggaggc agggaggaggc agggaggaggc agggaggaggc 151560
tcttggaggaggc gttcaggaggc agggaggaggc agggaggaggc agggaggaggc agggaggaggc 151620
cggggaggaggcggc agggaggaggc agggaggaggc agggaggaggc agggaggaggc agggaggaggc 151680
gggtcaggaggcggc ccaaccaggctc cgggatctggctg gttcaggaggc gttcaggaggc gttcaggaggc 151740
agggtcaggaggc gttcaggaggc agggaggaggc agggaggaggc agggaggaggc agggaggaggc 151800
cggggaggaggcggc agggaggaggc agggaggaggc agggaggaggc agggaggaggc agggaggaggc 151860
gggtcaggaggcggc gttcaggaggc agggaggaggc agggaggaggc agggaggaggc agggaggaggc 151920
cggggaggaggcggc agggaggaggc agggaggaggc agggaggaggc agggaggaggc agggaggaggc 151980
gggtcaggaggcggc agggaggaggc agggaggaggc agggaggaggc agggaggaggc agggaggaggc 152040
taccaggaggcggc ccaaccaggctc cgggatctggctg gttcaggaggc gttcaggaggc gttcaggaggc 152100
gggtcaggaggcggc agggaggaggc agggaggaggc agggaggaggc agggaggaggc agggaggaggc 152160
gggtcaggaggcggc agggaggaggc agggaggaggc agggaggaggc agggaggaggc agggaggaggc 152220
gggtcaggaggcggc agggaggaggc agggaggaggc agggaggaggc agggaggaggc agggaggaggc 152280

-continued-

- continued -

152340 152400 152460 152520 152580 152640 152700 152760 152820 152880 152940 153000 153060 153120 153180 153240 153300 153360 153420 153480 153540 153600 153660 153720 153780 153840 153900 153960 154020 154080 154140 154200 154260 154320 154380 154440 154500 154560

154620 agccccagca gctgacgctg ctactacat agttccag tgcocccgct 154620
154680 agcactgtatc tcagttgtg gctatattc ttcctgtcgt fatccatgtc atgctgtgag 154680
154740 tctgaccctctc tctgtgagaaa gctgtgtttcc aacgggtgtac tcatcatcacc ccttgagggc 154740
154800 aaaaagggcga atctgcaagc tctagttgtca caaaaatag tcaagttagt gtcacttctgt 154800
154860 tctatcatgtc agcccatgtc cacttcaggc tcatcacccac cgtatcccat cgtccggccg 154860
154920 accgtaccacc cgtccaccatc ccccaaacctc accaccggca ccatcatag cgtccacc 154920
154980 gcccaggtcac tagttaccac ctcgacgtcga atgtacgtccca atgtacgtccg tgcctcagtg 154980
155040 gctatctgtatc atagctctctc gaccacaagc caacgtatc tctgtatctc accctccaca 155040
155100 gggccctcgcgc gactgtg aaccatgac taccagac gctcagttatag agtccctaggt 155100
155160 cggcgtcagca gcccaggtctc gacgtatctc gacaggtgtggg tagatggggc atgcaccaca 155160
155220 cctctctctc ccccccagcc atctcatcagc gctatccatcagc cgtctagcgg gcatctgtgag 155220
155280 tccagcgggtgtc aaccacaagaa atccataggg gattgtgtaca gtaggtcag tgaacgggtatc 155280
155340 cccgtctgagtag taagttaccac ccccccctc cgtctcatcga aagaccaccag acccgggtctg 155340
155400 gacgaccccga tctatctctg atctctccacc gtaggggcgc gtaggggcgc 155400
155460 aagtagttctc atgtctccctc aggtctgggtg agcagtagta agccocgglat gttgcctcctc 155460
155520 cccatccagggc tcatcacatg agggggtagaa gtaaccagttc cgggtacacc ccccccagcc 155520
155580 accatccagag accagtagtaca agtagttatca aaaaagctca cttcttatca accagctatc 155580
155640 caaccaccagtc taatcatctc accgggtatc actatgtatca agtagtccatg tctctctcc 155640
155700 gttctctctc taactcac tctgacgtccag gttctccctcag gctccctcag tctgaccagct 155700
155760 caggtgtgtc aggtctctcc ggtgtgggtc cctccatcggc ccaaacctcgc ccaacgggtca 155760
155820 ggtctctcgc gctctctc agtatagggc catgtaacccca cctcgtctgag tctgagtagat 155820
155880 gcccaccaccag taaccctctc gtaaacctc atccacaggtc aggtccacaggtc tctgagtaggc 155880
155940 caaccaggtc accgggggtg caggtctgtg gattcatctg cgtccatccgc aagaaaccggg 155940
156000 gctaatctctc tctgtctgaa atctctctgag gctcccaagc gctctgtagc cctcgtctaca 156000
156060 agtaccctcgc gttccctc accatctcaggg tctgtctggtc accaggtctg atgtctccctc 156060
156120 gtagtagggg gttgttaggg ccatgtgtca cactgtgtggc aggtccggacc gcaaccggctac 156120
156180 caaccaccatc atccaccat gattctcgggtc gtagtagtatc tgtatgtacc tctctctcca 156180
156240 cctctgtctc tctgacagttc atctccatc atctccatc agttctctccatctac 156240
156300 gaaagggtctctc atctctctc ccaagtaggtc atctgtgtgctc cgttaaccatcgg gctctccacc 156300
156360 gctaatctctc acccccagcc gcccaggtctc caactgtgggtc gttcagaaagc ggtctgtctctc 156360
156420 aatctctctc gtagttatc atctctcctc gttctcag gtagttctcgtc atgtctctctc 156420
156480 cctctctcggc ccccccagcc gctctctcgtc atctctctcgtc gtagttctcgtc atgtctctctc 156480
156540 gtagggcccag caaaaaaacc cgtccggccgc atctctcgtcgtc gtagttctcgtc atgtctctctc 156540
156600 gtagggtagca atctctctc cctctcaggtc atctctcgtcgtc atctctcgtcgtc atctctcgtcgtc 156600
156660 gtagggtagca atctctctc atctctcgtcgtc atctctcgtcgtc atctctcgtcgtc atctctcgtcgtc 156660
156720 gtagggtagca atctctctc atctctcgtcgtc atctctcgtcgtc atctctcgtcgtc atctctcgtcgtc 156720
156780 gtagggtagca atctctctc atctctcgtcgtc atctctcgtcgtc atctctcgtcgtc atctctcgtcgtc 156780
156840 atctctcaggtc atctctcgtcgtc atctctcgtcgtc atctctcgtcgtc atctctcgtcgtc atctctcgtcgtc 156840
156900 atctctcaggtc atctctcgtcgtc atctctcgtcgtc atctctcgtcgtc atctctcgtcgtc atctctcgtcgtc 156900

- continued

-continued-

156960 cagggcgtt taaatataca ccttgaaagg acgctggtt tctcagcgtt 156960
 157020 gctgagctcg gtagttagcgg atcccccgg gtaggtagtg tagtaaacg cgaagcctgt 157020
 157080 ggggtctcgg tctgttagagg gggcctgct aacgctgca gagtgggttg cagcgtggg 157080
 157140 gccgggtgcta ctgtaactcga taccggcattg attgacagcc tgggcgtagg tagcaccctg 157140
 157200 tggctgataag aagacacaggg agactctagta cggcttccaca ggcgtgacaac gtttactgg 157200
 157260 tagtatataca gagtataaca tagtatatac tagtagtat acaatagtag cgtgggatar 157260
 157320 atcaacgttaa ctgatataca cacacaatag ttacttgctc agctctgctc ctagtccaca 157320
 157380 taggtggtggg gctctctgctc ccagaggtgg tgggtctcctc agccaccctc tccctctcct 157380
 157440 ctgagggcaac tctctctatc tcagacacatg gctcagactt gacagacaca gttgtcctcct 157440
 157500 gctcctcctg agccaccctc tctgtgtctc catcaactctc gctcaactctc tctctgatatca 157500
 157560 tgtctctcag cacaactcact gtagtaccag gtagtaccag gtagtaccag gtagtaccag gtagtaccag 157560
 157620 gctgacacacag agtatccagagg gtagcttaggg caaagtgttag gctgcaatag 157620
 157680 catctctctc atctgactcc tcaggttaggg ccgtaggtc atccacaatca gtagtagcag 157680
 157740 cctcctcaggg atccggccccc agtatgtact gggcaaaagac cttcctcaggg atctcctcaca 157740
 157800 tggggcgtctc catgacatg gctctggttat cagagggccg tggccagca 157800
 157860 tcaacacatagt cttcctctcag atctatagcgc acaaacatca cttaaaggagg 157860
 157920 agtatgggccc gtaacatggctc atcatcacagg cgtcacctggg taccctgtac tcaatcacaca 157920
 157980 tggttctctccc acatgtatgtg agtatataca taatattgct gtcagtccct 157980
 158040 tgtctctctc cttcatccaca atcttaaagg tttctctgggg ataaagcctaa atctcatcag 158040
 158100 ggtgagacatcg agtcaaggcc ccatggccgg ccatggccgg acctgaggtct 158100
 158160 tagggagaggc ttaggtctctg gtaaaagact ctatctctc gtagacatca taatcatctc 158160
 158220 tctctctctc tctatctctc ttagcagcctc cttagcctc cagttgaccc cctaatctgt 158220
 158280 tagtggggtcc cttggtcacca tcaatgctcct ccttatataca agccaccctc atctcctcggct 158280
 158340 tatctctcggg tacaaatgtag tctctctctc atgctctctc atgctctc atcaacatctca 158340
 158400 tctctctctc agtctctatgaa accctctatcga agtatctatca ggtatctctg aaaaatctccc 158400
 158460 cccatctatac aaagggccccc gttaatctc cttctcggctg gttatctctt tctcagcattg 158460
 158520 gctcctctgt tctatggccgg accatgtctc atctgtgttg actgtggagg 158520
 158580 agtatatacaaaa caacatataag tctccgtctc cctgacatca tctatccctaca ctcgattgccc 158580
 158640 cgtctcaccatg caagagtata tctctctatc atctgacatca tccaaagtata tccacgtccc 158640
 158700 atctcagttca gttatataca catcaatgctc aacagatctc ccgagtctc 158700
 158760 tctctctctc tctctctctc aatctctcggg caatctctgaa aaggctctgaa gagtattctc 158760
 158820 ggtcaatctc ggtgaaacagc ggtctcctcagg gctctcagg cttctcaacc cctctcctaa 158820
 158880 catatgtctc agtacaagc tgggctctgt caccgggtgt cccgggtctc acaacatgatar 158880
 158940 aaaaagtcac taagacatg gttccacatc agtaaaatag tagtatataca taaatataca 158940
 159000 acctctctctc tctctc tctctc tctctc tctctc tctctc tctctc tctctc tctctc 159000
 159060 ggtgggtccc caggtctctc atctc atctc atctc atctc atctc atctc atctc atctc 159060
 159120 agtcaaggtg atctc atctc atctc atctc atctc atctc atctc atctc 159120
 159180 atgtctctc atctc atctc atctc atctc atctc atctc atctc atctc 159180

159240 159300 159360 159420 159480 159540 159600 159660 159720 159780 159840 159900 159960 160020 160080 160140 160200 160260 160320 160380 160440 160500 160560 160620 160680 160740 160800 160860 160920 160980 161040 161100 161160 161220 161280 161340 161400 161460 161520

- cont Inued

- continued -

161580 gacccgctgctgt gttcaatgaaat ggtgtcattggt ggtgtgacgatac ccgctcgatact ccgctcgatttt 161580
161640 cctcgggacactg tagcagacactc cgcctgctccggg acacccgctccggg acacccgctccggg atgaaacactc 161640
161700 actctctggctat tcccgaggtgat cgtcagatggaa acatggtgctat cagaaacgctc gaggagacagaa 161700
161760 tccagagacag ccaacagaaacg cagaaacatcaa tgaaaatcacg taccgacgacgg tgaagcgattt 161760
161820 gcccacattcttg aaatctcgttaac acgctgtctccggg ccgggtgtgtgttg acgtttttatgaa attcgcacaaca 161820
161880 tctctctctcgg cgttaaccccggt cgtacgctggct gttgatactccaat acaggtccaca acgctcgttcaa 161880
161940 gaaacggtcctc aggtttttttgttg gactcattgtgac gctcgtgttttt caaaatctccc tgcgctcggcgg 161940
162000 aacgggtctcaca aacgatgatgaaat tgggtgatgtgtt gacagaaaggtt taaggtctctgtt takttggctctc 162000
162060 ggttgaaacgtc aatctgacacac gtaaaagaaacac gcttgtatgctcc ccgaaagaaacgtt gaggccccaagct 162060
162120 cctccagctctc atctcaacaacaac tctgatataaacg tgtgtgccaattcgg ttgtaacgaaagaa agctcgtatgacag 162120
162180 cctctctcgtctt gttgggtccacacacac tctgctccctcgg gctgtctctcctcgg gctgtctctcctcgg 162180
162240 cacgttttttttccgg tctgctcctcgggtt tctgaaagccctt cgttgggtgacatc cgttctggaaagaa tgggtctcctggtt 162240
162300 gctgacacccctc agttcaaccacagaa tcaaccctttttt caaccctcaggttt gaggctctctctc ccaaccaaagtt 162300
162360 cctggtctctcc tgggtttgttaaca gacagatacaacg ggtctctcctcggttt ggtacacacctcgg gaccccttcaa 162360
162420 tcaaccctcctgg aaccccgagaa atctgcaagggtt gtaaccggtgtggg ggtgaccggtgtgat agatataaaagg 162420
162480 aacgttaaaacac gttccgctcggctt cactcgtgtttt ggaatatagctc agtttatagaccc atagctcgggtgaa 162480
162540 ccggatattctcgtt tctcggccgttca gctgtctgaccca ccggagagaccac agaaacagggctcgt ttgcaccacaac 162540
162600 ccggtccacaagaa agccaggtccagt gaaagtgtgtt gacgaaagccagaa agccgttatagca tattattattcc 162600
162660 agttgaaacgcaag gctaatgtctggcc aaaaagaccctcgg acgctctgaaact ccgaaagctccgg ggtcgtcggcggc 162660
162720 gccaagggcaaac ccggtcgggtctt gaaagctgtgtt cctttttgtgtt ggtccgctccggg accggtctcttga 162720
162780 ccgtctcaaaagt ccgctctgaaatgaa ccaacgaaaccc cctggtctccagctt gaaattctcctgca agccacaaggtt 162780
162840 ccgaaagctcaat tctcaacaacccc cactcgtgtttta ccttggccctgtt accctgttctcgg ccttcaaccctc 162840
162900 cctggtttgttcaat caaacctttttag ccgctcctcctc gcaacagttcaaaa gttgtctcccaa gttgtctccaa 162900
162960 ccggtctgggtcctc gactcgttatggtt gttatgttcaac cgttgaaagttcca ccgaaagctcgttcc cacatcctc 162960
163020 taaacgggtttttt gttcctgggtccag ccgctcggaaagaa cagctcgttctccc agttaaatagctcgtt tactcgggttaa 163020
163080 taaatctctcttctt cttctctctgctgtt cctcctcccgctc cactctgaaacccc gcaaacaccggcc gccaagaaacaa 163080
163140 acagaaagccac acacaaccccgca cagctccgcaattg ttgcaagaaatg agaaagaaagg ctttattattatg 163140
163200 aagacatcattaca caacatagattat aggtgggtgagttg gaaaagagttgtt gaaaacggaaag gaaacggaaag 163200
163260 atataaaaaaaaaa aaaaagaccctag tctgtacactcctgg gatactcctcgg aaagaaagttgtt ttgcattgtcctcaa 163260
163320 cctcttctcaatag ttttgggtgaaatc ttgcaagctcgg ttgtctgttctcgg aagtttctctcctc atttctccggaa 163320
163380 ccggtctctctcaat cttctctctcaac ccgaaacagttatg aacccgtgaaatggtt gttctctctcctca ttgtctccggaa 163380
163440 ggtgtgaaatctc gttggtctcaaaa ggtgaaagccccc tctctcctcctcgtg gttgaaatcaatc ggtgaaatcaatc 163440
163500 ccaagtttttggcc atctccctttcttg aaatagaaatgaa cgttctctcctcaagtt atctaatgtttctc attgctcctcgg 163500
163560 ggtggcccgctggaa ccgctcctcctcctc cgtctcctcctcctc agttcccccggat tctccaacccggc ttgataaaagggc 163560
163620 tccgaaagaaacaa aaaaatcctccgg ggtggtatctctgaa gaaaccctcctcgg ttgaaacaccctg ccaaaaacggggc 163620
163680 ttggccaccaccggcc actgtctcctcggcc aactgtctcctcgg accaggtttgaa accaggtttgaaac 163680
163740 gaaagaccggcccc ccgggtgtgtccttg caaacacaaggg aattaaacacac ccgctgaaatcagtt accgctcattatgaa 163740
163800 aagctctggtctc gttcaatgaaat gttcaatgaaat gttcaatgaaat gttcaatgaaat gttcaatgaaat 163800

-continued-

166200 cngcagatbac gggatgatatt gaaacatgac tacacacagaca agctagttcc acaactttcca 166200
 166260 ccttatagaca caaacgagatc aaagaaaccaa acagaaactaaa aataaatcgc attaatattt 166260
 166320 tatbatctac gtcactatca gtaactcgta atataccgta taccggtaaa taccactcaaa 166320
 166380 actaatgctcaa tgaacaacatca actcaccgata actaacctccc ttgaaatcgg gatcccccca 166380
 166440 cgtaacccatc aatcaaacaca cacacaggtt taaaatatcga tcaactcgtca attaggtttc 166440
 166500 aaatccgata ccgtttatata ccagatattc acagatattc tacaatgaca gctctgatat 166500
 166560 tctctctctgct cttcctctgct aggttctctat catcaagtat catctcccac catcagagag 166560
 166620 tcatctcgtcc tccaaaatcc ttgggggtccg ctagtgggaa agttctctga cacgattcccag 166620
 166680 gcaaccccga ccaagtccga ctgactagc ttgcygagca tctcaacag catgagctgc 166680
 166740 agggccatgct cttgccaacgac actgatcgaa tgltaaacata gggacttctc ttgcygatgaa 166740
 166800 gcccatacaca ccgctgatgccc ccataagtcc agcctgatgag gcttaaacgt 166800
 166860 tcccactccgg cagtgcgccgct ccgggtccgct gcaacacaaca gctgacacggc attatgagtc 166860
 166920 tcaaatataa ccaataagctt ggggtcctag atgaaagagt agtaatgagc cagagcccg 166920
 166980 tacactcgaag gacagcaagaaa agatgtagca cacaaatagca ccgggtctct atgtagggag 166980
 167040 cagcttatatt tctccgacgt ccgcaaaaag tacccaaatc ccccacagat atccagaca 167040
 167100 ggttcccgcaa agtgcctctct ttcttagtgc agyaaatgga aaaaatatga aaaaatatga 167100
 167160 aacgctcctac tgbatattac tctgtagact catcgtaacg tgatgtaaa acaacaacag 167160
 167220 gaagctcaaca ggggtgcggta gaaatattc cagattgagc aacactgctg gcatctccca 167220
 167280 ccccgatagc cggcttatagc atagaaatc aaagttatga taccccagag aaagatcagag 167280
 167340 aggtcaacaac agctcagagc atgacagaca ctttctcccct gtttagccgt tacatgtgag 167340
 167400 gctatgattc gtcgtctgct gtcgactgag accgctggaa cggcaacga cgtaatattc 167400
 167460 ttagatgccc atacgtgctt attagtggaa gtcagttcac gaattgtaac ctcagttgca 167460
 167520 ctcaactcag tgcatttctt acaatttctt agccccctgata catacgtaac gttagggcaa 167520
 167580 agtttatcagc ttgtatccgt atatttgcgt catattgctcgt taacacgata tccctgttta 167580
 167640 catgtggggc aacacatgact tccatattgc acttctctcg gttctgat tatcagtttc 167640
 167700 cctatctgac ccaatagcatt actcaagcaaa atagcattca ccagaggtct catgcccctc 167700
 167760 accggagagaa taaaaatbaac tcatgtggccc gaacgttatc atcctcccgg cggtttctga 167760
 167820 tagagatccg taaaagtbaaa taatgacat aactcaacta acccgcataca tgcaaaagtc 167820
 167880 aacctcagac ctagaaactc ttccagggaca caacaggtata gtcacagctcc tccacaagta 167880
 167940 acaagttctc agtccacagat tagcagaccct aagagacccc acaacggtccc tgcctggaaa 167940
 168000 acaatcaaca caactcagattt gtcggtcgtca acaacccgta agtttctccga aactttctatca 168000
 168060 aacgcaaggg cgttatgggact atgtgctgctc aggtctctccag agtctatctgaa 168060
 168120 cagctctgtagt tacaccccctg cccaaaggctg acaagctgata cccaggttaga gccacaatcca 168120
 168180 aatagctgtagt gacgtctggctt gatcccgctga ttcccatggga cattttaacg gcyacaagta 168180
 168240 aagctccccc aaacatataga tcaatagacg ctatgtaggg acaagctatctt artccgccc 168240
 168300 tctgtgtgtagt ggttatatca tctcttctt ttgcctcaatag ctgtcaaggtg ttccgagggatc 168300
 168360 gttggggtagt atagttttca aacatgtaata tatctcaacga cttccgcccata cttcgttatca 168360
 168420 gaaaccccac ccagctaaagt gttcttccggt gttcttccggt atatatbaactg tggcctgtagc 168420

170820 ctcgactgagcc agtctctcggcc ctcggctgctcc gctcgtctcgtc cggacgctgctc 170880
 gtaaaacaccc gaggctgctgctc cccagctcgtcc cagctcgtctcgtc cagctcgtctcgtc 170940
 gctctctcaaaa cccgccctcgtc taacaaagaccc cagctcgtctcgtc cagctcgtctcgtc 171000
 cccagctcgtcc agcctcgtctcgtc gactcagcagcc cagctcgtctcgtc gactcagcagcc 171060
 cagctcgtctcgtc agcctcgtctcgtc gactcagcagcc cagctcgtctcgtc gactcagcagcc 171120
 cagctcgtctcgtc agcctcgtctcgtc gactcagcagcc cagctcgtctcgtc gactcagcagcc 171180
 gtaaaacaccc gaggctgctgctc cccagctcgtcc cagctcgtctcgtc cagctcgtctcgtc 171240
 cagctcgtctcgtc agcctcgtctcgtc gactcagcagcc cagctcgtctcgtc gactcagcagcc 171300
 cagctcgtctcgtc agcctcgtctcgtc gactcagcagcc cagctcgtctcgtc gactcagcagcc 171360
 cagctcgtctcgtc agcctcgtctcgtc gactcagcagcc cagctcgtctcgtc gactcagcagcc 171420
 agcctcgtctcgtc gactcagcagcc cagctcgtctcgtc gactcagcagcc cagctcgtctcgtc 171480
 agcctcgtctcgtc gactcagcagcc cagctcgtctcgtc gactcagcagcc cagctcgtctcgtc 171540
 cagctcgtctcgtc agcctcgtctcgtc gactcagcagcc cagctcgtctcgtc gactcagcagcc 171600
 gactcagcagcc agcctcgtctcgtc gactcagcagcc cagctcgtctcgtc gactcagcagcc 171660
 agcctcgtctcgtc gactcagcagcc cagctcgtctcgtc gactcagcagcc cagctcgtctcgtc 171720
 cagctcgtctcgtc agcctcgtctcgtc gactcagcagcc cagctcgtctcgtc gactcagcagcc 171780
 cagctcgtctcgtc agcctcgtctcgtc gactcagcagcc cagctcgtctcgtc gactcagcagcc 171840
 gactcagcagcc agcctcgtctcgtc gactcagcagcc cagctcgtctcgtc gactcagcagcc 171900
 agcctcgtctcgtc gactcagcagcc cagctcgtctcgtc gactcagcagcc cagctcgtctcgtc 171960
 cagctcgtctcgtc agcctcgtctcgtc gactcagcagcc cagctcgtctcgtc gactcagcagcc 172020
 gactcagcagcc agcctcgtctcgtc gactcagcagcc cagctcgtctcgtc gactcagcagcc 172080
 cagctcgtctcgtc agcctcgtctcgtc gactcagcagcc cagctcgtctcgtc gactcagcagcc 172140
 cagctcgtctcgtc agcctcgtctcgtc gactcagcagcc cagctcgtctcgtc gactcagcagcc 172200
 cagctcgtctcgtc agcctcgtctcgtc gactcagcagcc cagctcgtctcgtc gactcagcagcc 172260
 cagctcgtctcgtc agcctcgtctcgtc gactcagcagcc cagctcgtctcgtc gactcagcagcc 172320
 agcctcgtctcgtc gactcagcagcc cagctcgtctcgtc gactcagcagcc cagctcgtctcgtc 172380
 cagctcgtctcgtc agcctcgtctcgtc gactcagcagcc cagctcgtctcgtc gactcagcagcc 172440
 agcctcgtctcgtc gactcagcagcc cagctcgtctcgtc gactcagcagcc cagctcgtctcgtc 172500
 cagctcgtctcgtc agcctcgtctcgtc gactcagcagcc cagctcgtctcgtc gactcagcagcc 172560
 cagctcgtctcgtc agcctcgtctcgtc gactcagcagcc cagctcgtctcgtc gactcagcagcc 172620
 gactcagcagcc agcctcgtctcgtc gactcagcagcc cagctcgtctcgtc gactcagcagcc 172680
 cagctcgtctcgtc agcctcgtctcgtc gactcagcagcc cagctcgtctcgtc gactcagcagcc 172740
 cagctcgtctcgtc agcctcgtctcgtc gactcagcagcc cagctcgtctcgtc gactcagcagcc 172800
 cagctcgtctcgtc agcctcgtctcgtc gactcagcagcc cagctcgtctcgtc gactcagcagcc 172860
 agcctcgtctcgtc gactcagcagcc cagctcgtctcgtc gactcagcagcc cagctcgtctcgtc 172920
 cagctcgtctcgtc agcctcgtctcgtc gactcagcagcc cagctcgtctcgtc gactcagcagcc 172980
 gactcagcagcc agcctcgtctcgtc gactcagcagcc cagctcgtctcgtc gactcagcagcc 173040

- continued -

-continued-

175440 ctcgacagctgc agttagcgcacac ccactcggcagc gttgaaagacgt cgcattacggag gtcctctgag 175440

175500 aatctcccggtg aacggatctagc agtgaataatcaca tgaacaaacagc acaagcccgact 175500

175560 acggtctctgagc tgcgccgggtcc cgaataacgtac ttcgggtgacac ctaaccataaca ccaaatctcc 175560

175620 agggccgcccgc atgttataatcaca ggcacacacatca atctgtgggagaa cggcccccactg gcatctggccac 175620

175680 gaaaggatctcgt gcaacgctcgcac aaccacatcgcct acctggctcgtc cccatacaaacg ccatctggccact 175680

175740 attatctccctc acagcgggtctcgc ccaggtctcaca gtcagggtctcgc cccatctcgggc cccatctcggact 175740

175800 cctagtaataaca cctcgtctcgcac accctccacacac tctccagctcc cggccggcgggtc tccggcatctcc 175800

175860 cccactagcgcgc cgtctcgtctcgc tctctttctccgc acgcaagcggaca acccaccaccctc tccagggcagca 175860

175920 accgcccaccag ctcgcccaccagc acgtacacacaca agttacacagtcg cagacaccctcgcg aacagggaccca 175920

175980 cggtaggggtctc atgacacaccagc agacaccaccagc gaaaccaccagc gaaaccaccagc atctggagatctg tgcctggagaca 175980

176040 tccactctgggtcgcgtccaccaccaccgcgcggc gtcggctctcaccacc cggccctcaccacc cggatctctcaccacc cggatctctcaccacc cggatctctcaccacc 176040

176100 ccggctctctgta tcaagctcagcc ccgtccgcccgc tctgggggaccgc gttgcaccctccct aaccaccagttaca 176100

176160 cctctccctcgtc gacttaaacagtc cgcctgtgtgtgtg atgactcctcctcgc tcccggtgagcc gaaaccgtctccgc 176160

176220 gcaaggatctcagc gctgtagggatc cggctcgtctcgc ccaacgctcagc aatgctcaagctc 176220

176280 gcaaacagctc cggaccggagcgc ccatctcctccgc acatctcagca aaccagcagcgc 176280

176340 ccgacacagcgc gactcaacaggtc gacacaccaccgc agcagatctagcc agcccccgcctca 176340

176400 gctgctcactcagc ccgaccaccaccgc tccgctcctcaccgc ctagaaccaaacg caaacctccgcac 176400

176460 gctctcccccgtc tccaacagctc tcttctctccctc cctcagctcctc cctcagctcctc agcatctgtcaac gcccgcgcgtc 176460

176520 tctctccggccgc tgcctcctcaccac cctcggcctctc gtcggctcctgggg tctgagatctctc ctcgctcctcgc 176520

176580 gcccgtctagcgc cgtctcgtcagcgc cggagatctcgc tggggcgcctcgc tgcctcgtcaggtc gctcgtctcgc 176580

176640 ggtctctctgagc tggaaagctcggc ccgcccgcgcgc gctctcggagccct cgtctcgtcagctc cgtctcgtcagctc 176640

176700 ccagctcctccct caccctcctcctc tcaagcctcctc cccctggaaaca acccagctcaaac caccgtctcaac 176700

176760 aaaaaccaccgc tctgtacaacaag gtaaacccgcgc a gtaaacaccagc gtaaacaccagc gtaaacaccagc 176760

176820 accactcctcgc gaacatctcctc cgtcctctcact cgtcctctcact cgtcctctcact cgtcctctcact cgtcctctcact 176820

176880 ccagtatctcgc gctctcgtctcact tcaagctcgaac ccaagctcgaac ccaagctcgaac ccaagctcgaac ccaagctcgaac 176880

176940 gtagcgcgcctc atcaaacgcacac ccgagcacaccgc gtcggctcggccac tctgcccctcagc cgtctcgtctcacc 176940

177000 ggggaaacatcc tctctcctcctcctc gctcctcctcctc cttcacaaccgc agggatctcgtc cctctcggaccca 177000

177060 gggtaaccaccac gaacgaaacaaca ctagagagatgac tggagagatgac cggcccccctcgtc ggcaccggaca 177060

177120 gctgtgtctcacc accacacacacac atctcgtctgtaaa gtaaccacaagggc cggcccccctcgtc ggcaccggaca 177120

177180 ccgaccatcagc agcatctcgtctgag tccagcgtctcgc cactcgtctcactc cactcgtctcactc cactcgtctcactc 177180

177240 gggctctcctcgc gactctcactcgc acgctcgaagc gcaagagcagca aaccggccggcaca gcaagcggctca 177240

177300 gtagagatctcc tggcctcggctcacc acccaccaccagc gtcctcgtcagcgc gtcctcgtcagcgc gtcctcgtcagcgc 177300

177360 gctcgtctgagcacc atctcggaaacagc gactcctcaccagc tcaagagagacc cggagctcagc cggagctcagc 177360

177420 ctaaccacgcgtc atcaaccacaacac cgtacaggtctc gcaagctcggccgc gtaacaacagtc tggaaaaaagc 177420

177480 gctcgtcctcgc agagatctcgc acccaccaccagc cctcgtctcgtc cctcgtctcgtc cctcgtctcgtc 177480

177540 cccaccacacacaa atctgtctgtaaaa atctgtctgtaaaa atctgtctgtaaaa atctgtctgtaaaa atctgtctgtaaaa 177540

177600 acaaacaccgcgc aaccaccacacaa atctgtctgtaaaa atctgtctgtaaaa atctgtctgtaaaa atctgtctgtaaaa 177600

177660 acaaacaccgcgc aaccaccacacaa atctgtctgtaaaa atctgtctgtaaaa atctgtctgtaaaa atctgtctgtaaaa 177660

177720 acaaacaccgcgc aaccaccacacaa atctgtctgtaaaa atctgtctgtaaaa atctgtctgtaaaa atctgtctgtaaaa 177720

177780 acaaacaccgcgc aaccaccacacaa atctgtctgtaaaa atctgtctgtaaaa atctgtctgtaaaa atctgtctgtaaaa 177780

177840 acaaacaccgcgc aaccaccacacaa atctgtctgtaaaa atctgtctgtaaaa atctgtctgtaaaa atctgtctgtaaaa 177840

177900 acaaacaccgcgc aaccaccacacaa atctgtctgtaaaa atctgtctgtaaaa atctgtctgtaaaa atctgtctgtaaaa 177900

177960 acaaacaccgcgc aaccaccacacaa atctgtctgtaaaa atctgtctgtaaaa atctgtctgtaaaa atctgtctgtaaaa 177960

178020 acaaacaccgcgc aaccaccacacaa atctgtctgtaaaa atctgtctgtaaaa atctgtctgtaaaa atctgtctgtaaaa 178020

178080 acaaacaccgcgc aaccaccacacaa atctgtctgtaaaa atctgtctgtaaaa atctgtctgtaaaa atctgtctgtaaaa 178080

178140 acaaacaccgcgc aaccaccacacaa atctgtctgtaaaa atctgtctgtaaaa atctgtctgtaaaa atctgtctgtaaaa 178140

178200 acaaacaccgcgc aaccaccacacaa atctgtctgtaaaa atctgtctgtaaaa atctgtctgtaaaa atctgtctgtaaaa 178200

178260 acaaacaccgcgc aaccaccacacaa atctgtctgtaaaa atctgtctgtaaaa atctgtctgtaaaa atctgtctgtaaaa 178260

178320 acaaacaccgcgc aaccaccacacaa atctgtctgtaaaa atctgtctgtaaaa atctgtctgtaaaa atctgtctgtaaaa 178320

178380 acaaacaccgcgc aaccaccacacaa atctgtctgtaaaa atctgtctgtaaaa atctgtctgtaaaa atctgtctgtaaaa 178380

178440 acaaacaccgcgc aaccaccacacaa atctgtctgtaaaa atctgtctgtaaaa atctgtctgtaaaa atctgtctgtaaaa 178440

17720 agtgcgltca ctaccaaat cgtactgggt agtgcgltca 17720
17780 acgtcvgcvg tgcagatgc gactcvgcvg gactcvgcvg 17780
17740 cgtgltvgcvg gvtcvtcvg gvtcvtcvg gvtcvtcvg 17740
17900 gvtcvtcvgcvg cgtgltvgcvg cgtgltvgcvg cgtgltvgcvg 17900
177960 gvtcvtcvgcvg gvtcvtcvgcvg gvtcvtcvgcvg gvtcvtcvgcvg 177960
178020 gvtcvtcvgcvg gvtcvtcvgcvg gvtcvtcvgcvg gvtcvtcvgcvg 178020
178080 gvtcvtcvgcvg gvtcvtcvgcvg gvtcvtcvgcvg gvtcvtcvgcvg 178080
178140 gvtcvtcvgcvg gvtcvtcvgcvg gvtcvtcvgcvg gvtcvtcvgcvg 178140
178200 gvtcvtcvgcvg gvtcvtcvgcvg gvtcvtcvgcvg gvtcvtcvgcvg 178200
178260 gvtcvtcvgcvg gvtcvtcvgcvg gvtcvtcvgcvg gvtcvtcvgcvg 178260
178320 gvtcvtcvgcvg gvtcvtcvgcvg gvtcvtcvgcvg gvtcvtcvgcvg 178320
178380 gvtcvtcvgcvg gvtcvtcvgcvg gvtcvtcvgcvg gvtcvtcvgcvg 178380
178440 gvtcvtcvgcvg gvtcvtcvgcvg gvtcvtcvgcvg gvtcvtcvgcvg 178440
178500 gvtcvtcvgcvg gvtcvtcvgcvg gvtcvtcvgcvg gvtcvtcvgcvg 178500
178560 gvtcvtcvgcvg gvtcvtcvgcvg gvtcvtcvgcvg gvtcvtcvgcvg 178560
178620 gvtcvtcvgcvg gvtcvtcvgcvg gvtcvtcvgcvg gvtcvtcvgcvg 178620
178680 gvtcvtcvgcvg gvtcvtcvgcvg gvtcvtcvgcvg gvtcvtcvgcvg 178680
178740 gvtcvtcvgcvg gvtcvtcvgcvg gvtcvtcvgcvg gvtcvtcvgcvg 178740
178800 gvtcvtcvgcvg gvtcvtcvgcvg gvtcvtcvgcvg gvtcvtcvgcvg 178800
178860 gvtcvtcvgcvg gvtcvtcvgcvg gvtcvtcvgcvg gvtcvtcvgcvg 178860
178920 gvtcvtcvgcvg gvtcvtcvgcvg gvtcvtcvgcvg gvtcvtcvgcvg 178920
178980 gvtcvtcvgcvg gvtcvtcvgcvg gvtcvtcvgcvg gvtcvtcvgcvg 178980
179040 gvtcvtcvgcvg gvtcvtcvgcvg gvtcvtcvgcvg gvtcvtcvgcvg 179040
179100 gvtcvtcvgcvg gvtcvtcvgcvg gvtcvtcvgcvg gvtcvtcvgcvg 179100
179160 gvtcvtcvgcvg gvtcvtcvgcvg gvtcvtcvgcvg gvtcvtcvgcvg 179160
179220 gvtcvtcvgcvg gvtcvtcvgcvg gvtcvtcvgcvg gvtcvtcvgcvg 179220
179280 gvtcvtcvgcvg gvtcvtcvgcvg gvtcvtcvgcvg gvtcvtcvgcvg 179280
179340 gvtcvtcvgcvg gvtcvtcvgcvg gvtcvtcvgcvg gvtcvtcvgcvg 179340
179400 gvtcvtcvgcvg gvtcvtcvgcvg gvtcvtcvgcvg gvtcvtcvgcvg 179400
179460 gvtcvtcvgcvg gvtcvtcvgcvg gvtcvtcvgcvg gvtcvtcvgcvg 179460
179520 gvtcvtcvgcvg gvtcvtcvgcvg gvtcvtcvgcvg gvtcvtcvgcvg 179520
179580 gvtcvtcvgcvg gvtcvtcvgcvg gvtcvtcvgcvg gvtcvtcvgcvg 179580
179640 gvtcvtcvgcvg gvtcvtcvgcvg gvtcvtcvgcvg gvtcvtcvgcvg 179640
179700 gvtcvtcvgcvg gvtcvtcvgcvg gvtcvtcvgcvg gvtcvtcvgcvg 179700
179760 gvtcvtcvgcvg gvtcvtcvgcvg gvtcvtcvgcvg gvtcvtcvgcvg 179760
179820 gvtcvtcvgcvg gvtcvtcvgcvg gvtcvtcvgcvg gvtcvtcvgcvg 179820
179880 gvtcvtcvgcvg gvtcvtcvgcvg gvtcvtcvgcvg gvtcvtcvgcvg 179880
179940 gvtcvtcvgcvg gvtcvtcvgcvg gvtcvtcvgcvg gvtcvtcvgcvg 179940
180000 gvtcvtcvgcvg gvtcvtcvgcvg gvtcvtcvgcvg gvtcvtcvgcvg 180000

- continued -

-continued-

182340 gcaatcagatc gcttcgagatc tcaagtcgcat 182340
182400 ggtatcagca catgtccagat atctttcagc 182400
182460 gttatctatc agttctaaaga gttgttcgag 182460
182520 ccggtcagcc tcaatcagatc agtccagcag 182520
182580 gttcagatcc gccaatcagca agccagctgg 182580
182640 atcgaatcat atctctcagc cagcaaaagc 182640
182700 gaaagcagctc gcaatcagatc gcaatcagc 182700
182760 ccagtggatc catcagatcag atctcagcag 182760
182820 gacaacatc gacatcagatc agtccagctc 182820
182880 tttctcagcc atcaaccagc gcaaaagttc 182880
182940 agcagagcat caaccagcaca ccagagttca 182940
183000 tacttcagcc tcagcagagc atctcagcag 183000
183060 tacaagttgg accgttcagc cagaccagatc 183060
183120 tccagatc ataatcagca cgaatcagatc 183120
183180 gaccagatc agcagttcagc agatcagatc 183180
183240 ggtccagctc ccaagatcaga gtcagatcag 183240
183300 tcaatcagc accgagatc cgttcagttc 183300
183360 atcagagttc gaccgttcagc atcagatcag 183360
183420 gttcagcc atcaatcagc gtcagttcagc 183420
183480 agcaaccagc tacaagttcag accagttcag 183480
183540 ctcggtcagc tcaagttcaga atcagttcaga 183540
183600 atcagttcag agttcagc atctcagc 183600
183660 ttcgacaacc agtccagc accatctcagc 183660
183720 cccagagatc aaacatcagc atcagttcag 183720
183780 gccaagatc taagaatc atcaaccagc 183780
183840 gctcagatc gttcagatc tgcattcagc 183840
183900 gaagtccagc acccagcagc gcaatcagatc 183900
183960 atctcagttc atctcagttc gttcagatc 183960
184020 cactcagagc atctcagatc gcaatcagc 184020
184080 gaaatcagcc atctcagttc atctcagttc 184080
184140 tctcagttc atcagttc ccaaccagaa 184140
184200 cttcagagc gttcagatc cactcagatc 184200
184260 ccggttcagc ttcagatc agtcaaaag 184260
184320 taagagcagc cttcagatc atcaaccagc 184320
184380 caaccagttc gcaatcagc atcaaccagc 184380
184440 cactcagcc agtccagatc ccaatcagc 184440
184500 gttcagttc cgaatcagc gcaatcagttc 184500
184560 gctcagcc catcagatc atctcagc 184560
184620 gcaagatc tcccaatcag atctcagttc 184620

-continued-

184680 aatggtccctgt tcaaaaacag tctcatctcg gatctgacct ttaaccaact catccgtttc 184680
184740 aactcaaca ttttttagaa ccatgcttcc ctaggcatcc cgaattttct cctccatcca 184740
184800 cgggacatga gagccattac tatgtctgta ttctgttaga aaatatcgtc catcaggctc 184800
184860 gaaaccttta agtccaagat atcttagagag atccaagagag atlatcgaaaa actgtagtgc 184860
184920 gtaggtgttag tcaaaaacat cagcaggctgt gggaaaacatc agccatcctag cagccaatca 184920
184980 gacattatcc gtgcccgtac ccaagtttag cgtgctgtca ataatctgta atcaatctga catcattagc 184980
185040 atcagcaaca gttccaatgg ccatcctgag catcaggtgt gatcaggtgt gtagtcttaga gtagtttacc 185040
185100 tccatcaaat ttgcccaccatc aatcaggttc aatcacgtgt agagccagac aggaaggatc 185100
185160 aatgtccagc cccggccagc aagtgggttt tatgtgcatc atgtgcatcgt ccttttcccc 185160
185220 aagatcagaaa ggcaggttaga tgtctctctg atgaaatctga agtactctgta cccatccgtg 185220
185280 atcacatctg gctgtctctc ggtgtctctt accctcccag agcaaaaacac gtagccccct 185280
185340 cacagaccag tccctgagca gatgcaacag aactgtaggt ttgtcaaacg caccctttatg 185340
185400 ggcagcaaac ccatcaccag gttgaaatcc gttctcagca gttcagatc gctcagatc 185400
185460 cacatcaccg atcatgattc ttgtattc atcatcaaca acaagttctc caaacccctc 185460
185520 tccaaattcc atattccgggt gctgttagt cctctgctcc cctgctctcc tctgtagctc 185520
185580 agaaagaaac ccaactaatc cctgctctcc accatctctc cagctccctg ttattttctc 185580
185640 cgtctccggg ctgtcattac taaactgtc aatggctgta gctctctgca ttctcatgacc 185640
185700 aggtttatg caactgttca gttgttccat gatttccat ctgaaacatc ttcaatccatc 185700
185760 gctctctggt tttttattca atctctgcat ttaactgcaaa gcaaaaacaa aatctgcaag 185760
185820 tcatcaaaa accgcaaat ttttcaaat aagagccaac atcaaaaag agtataagag 185820
185880 agcaacaacc tcagtcattc atctcaacc gctgctcccg cagctccgtg aaccgagctca 185880
185940 gctgagccag cctgagagaa gcaaaagaa aactgttctgt cagtattctc ttaogctcag 185940
186000 cgcacaagaa aatcaccacc gttgggaaaa cttccaggttag agttaccacac gctgattatgacc 186000
186060 aatctccaggt aatcaaatct gattcaatc cctcatcatt gatgcaaac taaaccctcg 186060
186120 tatcatggtcc catgagagag ggaagagaa ggaatccaac tctgtaacaac tgcctccaaa 186120
186180 ttttgggtcc tcaaaaatc cagtctcaaaa agttatctgagaa aatccatcga ggtctgaaag 186180
186240 aacagcaaaa ctgtgtaaca ttaaccctcag ttaggtccagaa caaatgtgtaac gaaaccaccct 186240
186300 caaatctctgt acaagtaaac cctgattcat cctgtctcga tggaaagtcat atcctggagag 186300
186360 gaaatcatccgt tatgtagttcgt tctcttttct tctcttttct caatgtatgaa gagggtccatc 186360
186420 ggtgtttctc tgttctgattc atcaaacacag accctgcaagaa agctggctgag gaaatcaggc 186420
186480 aatcacgtctc aactttctgag caagctctgtaaac cgtctctatgaa tttcagagag 186480
186540 aagatccctg agcccaccctc cttaaccgtac ttgacaacagg atctgattca aagcattgca 186540
186600 tcaaggtattgt tgaattttct ttgtttccca agccagaaac tgcgtcaaac gttcctgtaac 186600
186660 ccgatcaaaag agggaaatag atctaggtttgt aatctgtaaca tctgaaagccc tctggtatgaa 186660
186720 cctgtctgccc gttctgtatcaaac caaagaaaaa gattcctcatc gattcctcatc gcccggctatc 186720
186780 tctctccaggc gatcaaaaac cactctctcc cccctcccaaac tcttccatg cctccatgta 186780
186840 tccatctatcgt cttccctgag agtcccaatccg aatattctccg catattctcag caatctctcag 186840
186900 tccgagatccac cgtctatctc cttctctc cttctaggggtcc ccatccagatc tctctgactc 186900

- continued -

186960 agatcaagca tagctttctg atcccgagg agactatag cggccctcag gaggctgctt 186960

187020 gactggacga tccggggtc atttttagt tctctgtag tgcataccgc tgttccggc 187020

187080 atgacagatc catggtgagtc gtcagagtt tttagattt caccataat aaaaagagtc 187080

187140 caataagcag ggtataacttt gtcataaac agcttctctc gagggtcaat tgtcaacagg 187140

187200 tcaagggtcaa ttgtgccag acagacctgt catctgagg catctgagg tgaatttgtca cactgaaagg 187200

187260 gcaatttctc acaaacactt ccttagaac agcatgtagt aaggcctaca aaggcgtctca 187260

187320 aaaaagagat tcaaaaaa taatatata atatatcccc tggatbaagtc 187320

187380 gataaaccca agggagttt ttccaggcat cgtgctgtag cagatbatat agtgcctgtt 187380

187440 cctgtgtgtc tccctgctca ctccagggtc tccctgtcgc tccagctgag cgaagctact 187440

187500 ggtcgtcaaa ggcacagcca catcatggtc ctgctgtcat taggtgtctc tgtccatgct 187500

187560 tgcataatc cgcctccact caacgtaca ccgcaagaa atttcctatg tccctgagg 187560

187620 catattcaaa tctgtttctc taccgcttgc aggcatactg acagaaact acctctctat 187620

187680 aagctcaacc agtctctcga gataataat gctgatactc acgataatgg gaggatttcc 187680

187740 cgaactgttc gttccgtctc cagtgtgata cagccagctt ctcgtttca cagaacaaaa 187740

187800 cagcatatcc actcagttcc acatcttccat ataaagcca aggcatttat tctcaggatba 187800

187860 attgtrttcag catccgaaac gcatccagat cccgcatccg aactctgccc cgttgcgggg 187860

187920 cagcccaatc cagccgaaaa acctctcgt agacttccgt tgaacctcgt tgaacctgag gacttatgctc 187920

187980 ccatcaggtc ttccaggaact tccagcgtta taccggtcata cagcatgltg atccgcatbag 187980

188040 aatgggtcgg ggtatgtgtg gttacagca cagagaaact caccaccgtc cagcagcagg 188040

188100 cggcaaacgc ctcaccaatc cagttccctg cctctcctc cgtccacttc cagatccggc 188100

188160 ccttctctc cttctcctc cttctcctc cttctcctc cttctcctc gaaacttatc 188160

188220 cctcgtgag agtatccact cgcataat ataaatcaa agtgcctcgt tgaataatca 188220

188280 aagccctcgg ccaactttct gctgaaatga gactctgtag ggcacgtcaa aggttccaaa 188280

188340 tcttcccaat atgaaataag atccactacc ggtcgtatctc ttggttatcc gaggatttctca 188340

188400 gtagctatag agtcaaaa atccactggt atcaaccactc tgaataatcc 188400

188460 caatggctcc gtaaaagaca ttctcagttc ttctcagttc ttctcagttc taccatbaac 188460

188520 cagaaacccc agtctggtat taccgctctt tcaaaagacc tcaagaaaaa taagcacaag 188520

188580 tttcttccat ccttatcat ccatctctcc cgtccctcga atgctccatcc ggaatctcgt 188580

188640 atgccaatga aagaccgtgga gctggtgata ttgggtatgag tccaaccctg tcaacaaccgtt 188640

188700 ttcctcagac aaacctgaaa gttcttctcc cctcgtgagtt atacaaccga cgaatttccgg 188700

188760 cagttctctc acatcatatc gacatcatc gcaagatggt gctggttaca ggtcaaatcc 188760

188820 cctaaagggt ttatattgagaa tatctttctc gttccctcgt atccctcagca atccctcaggt 188820

188880 agtcttctga atataatc taaaggtgac caatatagac aacatatagac aacatataggt 188880

188940 aaaaatataatc atcaatc cgaaggtgag caaaggtcgt atctcctcga atctcctcaggt 188940

189000 gttctgtgtg gttccctcgt cttgagatg cttaaatgaaat cttaaatgaaat cttgagatgag 189000

189060 tttgggtcag ggtcgttcaatc tttcttctcctc agtctatctggt tttcttctcctc gctcctggtgctg 189060

189120 taccctccaa taaggtatata taaggtgagaa atctctgtagaa atctctgtagaa taaagctcag 189120

189180 aaacatcagaa atgtgtgagaa agccaggtgc gctgttctaa acatctgtagaa ccaatcctcctt 189180

189240 aatcaaacgtg ggtatctcgt atcaaacactgaa agtcttctcctc atgctcctcctt 189240

-continued-

189300 189360 189420 189480 189540 189600 189660 189720 189780 189840 189900 189960 190020 190080 190140 190200 190260 190320 190380 190440 190500 190560 190620 190680 190740 190800 190860 190920 190980 191040 191100 191160 191220 191280 191340 191400 191460 191520

tacaagaccat gacaaagccg acagagagct tcatccgggc atgaaagctg tcatccgggc atgaaagctg gacaaagccat 189300
 actccatata ttgltacaga tagaatagag aacggagagag gcttccgaca cacctatcct 189360
 gaagagctg catccttat gataggtg acgatgctc taccatcc acggctgctt 189420
 tggltatgta tgaatcctat catgatctc catccaca tacccttctg gcatatagctt 189480
 tatatatgac catccagcct tataacagac ctaacagctt ataacgctt gacaggtatg 189540
 gtcanaagat tatatgtagg tcttccggta aacggatg tgaatcttct ctgcaaggaa 189600
 tagaacagcc tggtaacctat aaaaaggtat atgcaatcat gtagcagcgt aaccaagtatg 189660
 gttccacatga acaacgtacaa aatlatatgta agccatcgtt tttcatcaca cagccctgtag 189720
 ctgtctgta tgaatgagga cgttccgagga acccaaggta gtlgtatgtg ggggctgcat 189780
 tctgtaacctg cagaaagaca ttgacaggtt tccagltgagga tgaatcttct agcgtatctg 189840
 gctgggtggc tacgttctc acgttctc acgttctc agaacctgga cgtcttctt taktctcatg 189900
 ggcacccgat atgtatcatg acaaagccat ggtatcatga agaatgctg gatccgctatg 190200
 gcatctacg atgtatcatg gaaagttagg cggacaacgg taccctctt atccctctt ggcgtatata 190260
 agtatataca ccttctctg ccttctctg ccttctctg ccttctctg ccaaccaaat 190320
 gaaatataca acccttctct tctataaaaat aaaaaccagtg tatataataa aaaaatatac 190380
 atgaaaaaga gtaaacataga gtaaacataga gtaaacataga gtaaacataga gtaaacataga 190440
 atgacccag gatagttacg cgttataca cgttataca cgttataca cgttataca 190500
 aacaagcag caatccgcat ctglatatg atcaacgaa ccaacgaa ccaacgaa 190560
 tcaataggtg gttatccact gaaatccact gaaatccact gaaatccact gaaatccact 190620
 taacggagct gggcaaccaat gggltatgcat ttgltctgca gcaaccaaatg cagagttgag 190680
 tggltcccaatg ccgttgggca caacbtggcc aaaaagaaata aggtctctg gttctcccaag 190740
 aagccatcc ggggtgtgag aagccatcc aagccatcc aagccatcc aagccatcc 190800
 cggagccatca gttatccctg gttatccctg gttatccctg gttatccctg gttatccctg 190860
 acccgtctc tcccttctc tcccttctc tcccttctc tcccttctc tcccttctc 190920
 acccgtctc tcccttctc tcccttctc tcccttctc tcccttctc tcccttctc 190980
 atccatcaatg gttatccctg gttatccctg gttatccctg gttatccctg gttatccctg 191040
 aagccatcc ggggtgtgag aagccatcc aagccatcc aagccatcc aagccatcc 191100
 acccgtctc tcccttctc tcccttctc tcccttctc tcccttctc tcccttctc 191160
 acccgtctc tcccttctc tcccttctc tcccttctc tcccttctc tcccttctc 191220
 acccgtctc tcccttctc tcccttctc tcccttctc tcccttctc tcccttctc 191280
 caaaaactg accaagta caaaaactg caaaaactg caaaaactg caaaaactg 191340
 caaaaactg accaagta caaaaactg caaaaactg caaaaactg caaaaactg 191400
 acccgtctc tcccttctc tcccttctc tcccttctc tcccttctc tcccttctc 191460
 acccgtctc tcccttctc tcccttctc tcccttctc tcccttctc tcccttctc 191520

191580 191640 191700 191760 191820 191880 191940 192000 192060 192120 192180 192240 192300 192360 192420 192480 192540 192600 192660 192720 192780 192840 192900 192960 193020 193080 193140 193200 193260 193320 193380 193440 193500 193560 193620 193680 193740 193800 193860

- continued -

- continued -

196200 aagccagctcag caatccagtag 196200
196260 acagccatgag cgtatccgctgct cccagccagctcag caatccagtag 196260
196320 gctgctctccag aatccagctcag gctcctccctcag cctccctccctcag 196320
196380 tccgctcctcag cccgctcctccag gctcctccctcag cctccctccctcag 196380
196440 ccgctcctcag aatccagctcag cccagccagctcag caatccagtag 196440
196500 cctccagctcag cagctcctcag aagctcctcag aagctcctcag 196500
196560 tctccctcag cctccagctcag gctcctccctcag cctccctccctcag 196560
196620 gctcctcag cagctcctcag cccagccagctcag caatccagtag 196620
196680 cctccagctcag gctcctccctcag aatccagctcag cccagccagctcag 196680
196740 cccagctcag aatccagctcag cccagccagctcag caatccagtag 196740
196800 cccagctcag aatccagctcag cccagccagctcag caatccagtag 196800
196860 gctcctcag aatccagctcag cccagccagctcag caatccagtag 196860
196920 aatccagctcag cccagccagctcag caatccagtag 196920
196980 cctccagctcag aatccagctcag cccagccagctcag caatccagtag 196980
197040 cccagctcag aatccagctcag cccagccagctcag caatccagtag 197040
197100 cccagctcag aatccagctcag cccagccagctcag caatccagtag 197100
197160 cctccagctcag aatccagctcag cccagccagctcag caatccagtag 197160
197220 gctcctcag aatccagctcag cccagccagctcag caatccagtag 197220
197280 cctccagctcag aatccagctcag cccagccagctcag caatccagtag 197280
197340 gctcctcag aatccagctcag cccagccagctcag caatccagtag 197340
197400 cctccagctcag aatccagctcag cccagccagctcag caatccagtag 197400
197460 gctcctcag aatccagctcag cccagccagctcag caatccagtag 197460
197520 aatccagctcag cccagccagctcag caatccagtag 197520
197580 aatccagctcag cccagccagctcag caatccagtag 197580
197640 aatccagctcag cccagccagctcag caatccagtag 197640
197700 gctcctcag aatccagctcag cccagccagctcag caatccagtag 197700
197760 aatccagctcag cccagccagctcag caatccagtag 197760
197820 cctccagctcag aatccagctcag cccagccagctcag caatccagtag 197820
197880 gctcctcag aatccagctcag cccagccagctcag caatccagtag 197880
197940 cctccagctcag aatccagctcag cccagccagctcag caatccagtag 197940
198000 aatccagctcag cccagccagctcag caatccagtag 198000
198060 gctcctcag aatccagctcag cccagccagctcag caatccagtag 198060
198120 cctccagctcag aatccagctcag cccagccagctcag caatccagtag 198120
198180 aatccagctcag cccagccagctcag caatccagtag 198180
198240 aatccagctcag cccagccagctcag caatccagtag 198240
198300 cctccagctcag aatccagctcag cccagccagctcag caatccagtag 198300
198360 gctcctcag aatccagctcag cccagccagctcag caatccagtag 198360
198420 aatccagctcag cccagccagctcag caatccagtag 198420
198480 aatccagctcag cccagccagctcag caatccagtag 198480

- continued -

200820 200880 200940 201000 201060 201120 201180 201240 201300 201360 201420 201480 201540 201600 201660 201720 201780 201840 201900 201960 202020 202080 202140 202200 202260 202320 202380 202440 202500 202560 202620 202680 202740 202800 202860 202920 202980 203040 203100

205440 205500 205560 205620 205680 205740 205800 205860 205920 205980 206040 206100 206160 206220 206280 206340 206400 206460 206520 206580 206640 206700 206760 206820 206880 206940 207000 207060 207120 207180 207240 207300 207360 207420 207480 207540 207600 207660 207720

- continued

210060 210120 210180 210240 210300 210360 210420 210480 210540 210600 210660 210720 210780 210840 210900 210960 211020 211080 211140 211200 211260 211320 211380 211440 211500 211560 211620 211680 211740 211800 211860 211920 211980 212040 212100 212160 212220 212280 212340

- continued

-continued-

212400 aaccatgagcgc cgaacgagacac gacacacgagaa cccacagacgga agtttgatgaa cgaacctggaa
 212460 gcaaacccctc gtaacctccac cgaacgtgctt aatcaggtcctc aagccggtccaa agccggtccac gttggttctg
 212520 taaggcgtctg tcttctctcct cggttccgctc ggcacaactctc tggctgattc caccatccac 212520
 212580 tggcggacgctc ggtattcattc gctccgggatc gtttacctta tcaatctcgc ggcgcgcgat 212580
 212640 tctgcttctcgc tttgtaccatc accctctgtgg atgcaatcac ccaactccctc 212640
 212700 gcccaggctgc cgtgtaccgtc acctcactgc tgttctctacc tggctctacc tggcaggtc 212700
 212760 tgtttatcac cgggatctgc acctcgtatgc tactaccgcta tgtttatcac gtagtatcgg 212760
 212820 cctgttaaaaac aggcctcgcctc tttcagatatt ttttgggtggc tcttggcgtc gatcactcgc 212820
 212880 attccacatc tttatgtgtc gaccaaaahaa gacaaatcac gttatgaccga ctacgacac 212880
 212940 tttagagttca gctaccctcac gttagaaatcac gttagaaatcac tgcctcgggtgc tttcgtgac 212940
 213000 cccgctcagtc tactaccagtc ctcgctacac cgcactttcac gaactcgttgc ggtgtcctcac 213000
 213060 tccgcgccaca aaggtccgcat tgtcacgggtc cttatagcggc tccgtgctctgt ctttatcac 213060
 213120 ttttggctcgc cgtaccacactc gctgaccctt ttttgaccacatc taaaactcct caaatggatc 213120
 213180 tccagcagtc cggatgtctcga aagatctcgc aaacgltgctc tactcttccac cgaatcgcctc 213180
 213240 gctcttttctc acctgtctcctc caatccgcctc cttgtaccctc tccgtgggccc caagtctcctc 213240
 213300 caagaaactcgc acctgtctcctc ggcagagttc cgcacagcgc tcttctccgc cgtatgtatcc 213300
 213360 tggttaccaca gcaatgagctc tccgcgtcggc agctcctcgcg gaccgaaagca gacatctcctc 213360
 213420 gcaaccgcctc cctcattcacaa accctcgttgc cgcctccctc tctccctcgtc cgtatataca 213420
 213480 acctatatac ccaaccgacac tttcattcac aaacccctcctc tctccctcgtc cgtatataca 213480
 213540 cgtatatac ccaaccgacac tttcctccgtc attaccgctgac cgtaaagctc tactgggggaaa 213540
 213600 aagaccgtatc aaaggtacat gttagaaahaa atcgcgggtc tccgaaatggtc gctcctcag 213600
 213660 ggtgtgtgtc gttccacatc tggatcctc cggtaaccgtc atgtaaccgtc cgtcgcgcctc 213660
 213720 aaggtctccctc caacaatcac cgtgtgtcctc tctggagcctc cctccgcctc ggaahaccgc 213720
 213780 cggatcahaca atgtaccgcctc tactctcagc agccaccctc tccatctcctc cgttgcctcc 213780
 213840 gccaaccctc atgtaccac atttccgacac accctcgtatc accctcgtatc cgttgcctcc 213840
 213900 tggctcgcgc acccagctcac agaacgcgc gcaaccgcgc gctcgtcggc atggagacac 213900
 213960 aactttttctc tctcctcagtc tggatccactc cctagttctc tgaaacctca cgggtgtcag 213960
 214020 cgcctggacac cctgtctcggac aactatcggctc gtagttcgcctc actacgggggtc tgttctgatac 214020
 214080 gttgggggggtc gttatctcgtc gttatctgatac cttcgtgagcgtc gttacggggac cgcacagctac 214080
 214140 ggcacacacctc tacgctggtc ttttgggtc ggcacacacac cggccgacacac cgcacacacac 214140
 214200 cctcctgggtc tggtaactgc cgtatgggcac acaagacacac gaccgttgcgac tccctatcaaaa 214200
 214260 gttatattctc accggtcctc gttggtcctcagc caaacctggtc tcaaccgcccac cggccgggtcgtc 214260
 214320 ggttatctcgc gctgtctcctc cccaccctcctc cccgggtc cccgggtc cccgggtc 214320
 214380 tctggahaaacg agctaacatcgtc tctcgtgtgtc gattctctcgtc tgtcgtcctcctc tttatctagctc 214380
 214440 cctcgtcctcgtc tctgtaccctc tccatctggaa gctcgtcctcgtc acccgtcctcgtc tctcctcggcgc 214440
 214500 cgggtgtgtcgtc tactcgcctc cactccacaag gttgtatcagc cggttccatcgtc 214500
 214560 accatctcgtc gttcctcgtc gctcctcgtc gctcctcgtc gctcctcgtc gctcctcgtc 214560
 214620 cccgggtcctc gctcctcgtc gctcctcgtc gctcctcgtc gctcctcgtc gctcctcgtc 214620

214680 214740 214800 214860 214920 214980 215040 215100 215160 215220 215280 215340 215400 215460 215520 215580 215640 215700 215760 215820 215880 215940 216000 216060 216120 216180 216240 216300 216360 216420 216480 216540 216600 216660 216720 216780 216840 216900 216960

- continued

- continued -

217020 gpcglttltgca atcagcagca ggaagatctt cagcagcagca gcaatcagca 217080
 217140 agaacacagca gtagcaatca acaaatccca gtagcaatcc gtagcaatcc 217200
 217260 cagagatgtag cagcagcagca agaatccca gtagcaatcc gtagcaatcc 217320
 217380 actgagtagca cagcagcagca gtagcaatcc gtagcaatcc gtagcaatcc 217440
 217500 cagcagcagca gtagcaatcc gtagcaatcc gtagcaatcc gtagcaatcc 217560
 217620 acatcaagca aagcagcagca ctagcaatcc gtagcaatcc gtagcaatcc 217680
 217740 tagcagtagca cagcagcagca gtagcaatcc gtagcaatcc gtagcaatcc 217800
 217860 gacagcagca cagcagcagca gtagcaatcc gtagcaatcc gtagcaatcc 217920
 217980 cagcagcagca gtagcaatcc gtagcaatcc gtagcaatcc gtagcaatcc 218040
 218100 ctagcaatcc cagcagcagca gtagcaatcc gtagcaatcc gtagcaatcc 218160
 218220 cagcagcagca gtagcaatcc gtagcaatcc gtagcaatcc gtagcaatcc 218280
 218340 cagcagcagca gtagcaatcc gtagcaatcc gtagcaatcc gtagcaatcc 218400
 218460 gtagcaatcc cagcagcagca gtagcaatcc gtagcaatcc gtagcaatcc 218520
 218580 acagcagca cagcagcagca gtagcaatcc gtagcaatcc gtagcaatcc 218640
 218700 tagcaatcc cagcagcagca gtagcaatcc gtagcaatcc gtagcaatcc 218760
 218820 cagcagcagca gtagcaatcc gtagcaatcc gtagcaatcc gtagcaatcc 218880
 218940 ctagcaatcc cagcagcagca gtagcaatcc gtagcaatcc gtagcaatcc 219000
 219060 aagcagca cagcagcagca gtagcaatcc gtagcaatcc gtagcaatcc 219120
 219180 ctagcaatcc cagcagcagca gtagcaatcc gtagcaatcc gtagcaatcc 219240

- continued -

219300 gaaacagcgtga cgcgtccgac aatcctggcag cgggtccggg gtaggtctacg 219360
 gctggagcga tctaacacaaa ctagaagtaa cgtgagcga cgtatcagc 219420
 ccagtatccg gctgctccg agttagcaca cccatcaact gaatgccctc atgagtaaaa 219480
 gctcctggggc gatcagccct gggtgagccgtt ggcatctctc gatccatctc caaacccacag 219540
 cgtacacagc tttctctcaca acgtcgttga tagaacgtctt tttcacggct actcccccag 219600
 accaagaaag tctcgtccaa gctgtaacag gactctccc cagggagcag tggcgttttc 219660
 caatctccct cgtcccccgc caaagcacgt ccaaacctgg cttgggggagt ccaacgttgg 219720
 tctgtgtgtc gggctgttagc cgtatgtttt cctctcactg agatctcgt cctccttgcct 219780
 ctaggctctt tgtctctttt gcttatctatc tggccctccg cctccatcaac caccgttggcc 219840
 aagctccagct ccaagagctt agcgtccggc cgggtctcgg gctcttgcag atagctcttc 219900
 acaatttggc agatctggc gctgttctgg gcttaggtga gcaacctcag cctcggccgg 219960
 ccgggagcta gcaaaaagc taactcggc tgcgtctc ggcggccacag cgcggcctc 219980
 gtagctgagc caagcagctc cagcagctc gctcagctc cagcctcagctc 220020
 agcagcagc agcagcagc agcagcagc agcagcagc agcagcagc 220080
 agcagcagc agcagcagc agcagcagc agcagcagc agcagcagc 220140
 agcagcagc agcagcagc agcagcagc agcagcagc agcagcagc 220200
 agcagcagc agcagcagc agcagcagc agcagcagc agcagcagc 220260
 gctcagcagc agcagcagc agcagcagc agcagcagc agcagcagc 220320
 gtagcagcagc agcagcagc agcagcagc agcagcagc agcagcagc 220380
 gtagcagcagc agcagcagc agcagcagc agcagcagc agcagcagc 220440
 cctcagcagc agcagcagc agcagcagc agcagcagc agcagcagc 220500
 cagcagcagc agcagcagc agcagcagc agcagcagc agcagcagc 220560
 tctgtctcagc agcagcagc agcagcagc agcagcagc agcagcagc 220620
 gtagcagcagc agcagcagc agcagcagc agcagcagc agcagcagc 220680
 gtagcagcagc agcagcagc agcagcagc agcagcagc agcagcagc 220740
 gtagcagcagc agcagcagc agcagcagc agcagcagc agcagcagc 220800
 gtagcagcagc agcagcagc agcagcagc agcagcagc agcagcagc 220860
 agcagcagc agcagcagc agcagcagc agcagcagc agcagcagc 220920
 tctcagcagc agcagcagc agcagcagc agcagcagc agcagcagc 220980
 agcagcagc agcagcagc agcagcagc agcagcagc agcagcagc 221040
 tctcagcagc agcagcagc agcagcagc agcagcagc agcagcagc 221100
 gtagcagcagc agcagcagc agcagcagc agcagcagc agcagcagc 221160
 gtagcagcagc agcagcagc agcagcagc agcagcagc agcagcagc 221220
 gtagcagcagc agcagcagc agcagcagc agcagcagc agcagcagc 221280
 gtagcagcagc agcagcagc agcagcagc agcagcagc agcagcagc 221340
 agcagcagc agcagcagc agcagcagc agcagcagc agcagcagc 221400
 agcagcagc agcagcagc agcagcagc agcagcagc agcagcagc 221460
 agcagcagc agcagcagc agcagcagc agcagcagc agcagcagc 221520
 agcagcagc agcagcagc agcagcagc agcagcagc agcagcagc 221580

- continued -

221640 221700 221760 221820 221880 221940 222000 222060 222120 222180 222240 222300 222360 222420 222480 222540 222600 222660 222720 222780 222840 222900 222960 223020 223080 223140 223200 223260 223320 223380 223440 223500 223560 223620 223680 223740 223800 223860

223920 ghtlrlrttla ctgagagagcc agyccgcgcy rglacagta gaaccagcat ccgagggagaa 223980
224040 ccaaaaca cccagccca ccaatccca cgcabcaca ccacatccca cgcabcaca ccaatccca 224100
224160 ctacgcccgc caactccag cagaaacgac ccgcaacgag ccgctgggca cgcagcagta 224160
224220 acgtggcgcy tggatggccgg ccgagacatc tacgctgccc agybatcaac gtcctggtca 224220
224280 gacgggggtag gggggtatcaca cagcccagga atcggcggtct tccgcggccca gctgctctca 224280
224340 cgbatccca taaccccac cccctccgca gacgtcccca cgbatcccty tagcctccag 224340
224400 aatavgtccc caggtcccac catcccagc actcccagc ctatcccagc ccaaggaca 224400
224460 ggcacaaaat gcatggcaac tctcaatca tggctgtctca tggctgtctca taccctcaggg 224460
224520 agtgaagggg gtgaaagcaaa agaaacaaaa agaaacaaaa taatagatca gcagaaagaa 224520
224580 taatccgggcy gaccagctc gtgctctctc tctataaggg agycaaatat actagggaaaa 224580
224640 acatcaaat agaaagaaac cgaagtctgg gaaagatc agatcaaat agcgcaltc 224640
224700 ccatacaggg gtgtgtgtctc taaggagtct caagtgctca tctcaagtc 224700
224760 ctcaaggaat tatgtctctc aagatccga caactgltglt caagatctt tttgtgtctc 224760
224820 tcttaggtctc gccgaagaca tcaagatgga tccgtctggat gaagtccagc gtaagccctc 224820
224880 ggtgtgtgtggc gvtgctcgtca cagagagcty tgtttcagt gacgagctgt cctgaltctc 224880
224940 acatccggagt atctgtctc tctgaagac tctgaatctc ggtaatctc tttgtgtca gtaacatctaa 224940
225000 aagctcgcaaa ctacatctca agggctgtct ctagggtgtca tctgagtcty gagtctctc 225000
225060 cctgtgtgtgat gtgaaatcaat ctacatcaat tatatctag agaaagagty atctatggccga 225060
225120 gacaagatcy catgttctga actgttcaaa aacgcccac actcaatca tccgtaaaac 225120
225180 taaggtacatc ctacgtgtctc gttgttctc tctctctctc tagtaaaatg gtyatcacgy 225180
225240 caatcaaaa ctgtatccac tctcaatca actcaatca gctcaaggg ccgctctctggag 225240
225300 agcgaagaaq tgcgaggtca aaaaaggtat actcctcgt gtcacagggag tgcacatca 225300
225360 caacgtcgtat tgaatcaaa atgtctccctc atgtctgtctc tatkgtctc atcaatgtctc 225360
225420 agaaacggcgca ccgagagagcy cgtgtcccgc gcccggggaaq tggctcctctc cctctctctc 225420
225480 tcttcaaaa atctcccaaty tgttctatct agtgaatcga atcgaatcga ctgggtctc 225480
225540 tcttctgtctctc tcaatccagc atctcagtc atctgtctctctc tctctctctc tctctctctc 225540
225590 aatcaatcaat caaaaacac tggacagvtgaa atctcggcccty gtrtgggtgagaa tctcaatctc 225590
225600 atctatctgt tctctctctc gctctctctc atctctctctc tggatctgtc tggatctgtc 225600
225620 gttctctcaat caacggagag atgtctctctc tctctctctc tctctctctc tctctctctc 225620
225680 tggctcaatca aatctctctc tagtagcaca tcaatctatc tatkgtagtc 225680
225720 tacagccgcy gttggagagag ccgtaaaagaa tcaatccctc cttcaatctc tcyatgata 225720
225780 tggtaatca aatctctctc tagtagcaca tcaatctatc atctctctctc tatkgtagtc 225780
225840 tctgtgtgtctc atctctctctc tatkgtatctc tatkgtatctc tatkgtatctc tatkgtatctc 225840
225900 aatcaatcaat caaaaacac tggacagvtgaa atctcggcccty gtrtgggtgagaa tctcaatctc 225900
225960 atctatctgt tctctctctc gctctctctc atctctctctc tggatctgtc tggatctgtc 225960
226000 gttctctcaat caacggagag atgtctctctc tctctctctc tctctctctc tctctctctc 226000

- cont Inued

- continued -

gltgltgltglt gltgagatg agtatataa aatatgacat gtlrttltctc 226260
rtctgtgagatc rtctctctctc aacctctgtc ttatctatctg gatlctgtg aggtatgag 226380
agggtaatgta taatctcggag taaggaag glgaaatataa aataataataa aataataataa 226440
caggaaagccga ccggccgccg acccgltccc caggaaaccag ctaaggaaagaa cggatataagc 226500
gltggtgagccg gtagcgggtg gtagcgggtg gtagcgggtg gtagcgggtg gtagcgggtg 226560
cgggagccgat gtagatagat gtagatagat gtagatagat gtagatagat gtagatagat 226620
gtagcgggtgag gtagatagat gtagatagat gtagatagat gtagatagat gtagatagat 226680
gtagatagat gtagatagat gtagatagat gtagatagat gtagatagat gtagatagat 226740
gtagatagat gtagatagat gtagatagat gtagatagat gtagatagat gtagatagat 226800
rtctctctctc cgtccggagc cgtccggagc cgtccggagc cgtccggagc cgtccggagc 226860
gtagatagatc gtagatagatc gtagatagatc gtagatagatc gtagatagatc gtagatagatc 226920
gtagatagatc gtagatagatc gtagatagatc gtagatagatc gtagatagatc gtagatagatc 226980
gtagatagatc gtagatagatc gtagatagatc gtagatagatc gtagatagatc gtagatagatc 227040
gtagatagatc gtagatagatc gtagatagatc gtagatagatc gtagatagatc gtagatagatc 227100
cagggtagatc taatagatc aaaaagaaag cgtgtgtaaac agctatctgctc gtagatagatc 227160
gtagatagatc gtagatagatc gtagatagatc gtagatagatc gtagatagatc gtagatagatc 227220
gtagatagatc gtagatagatc gtagatagatc gtagatagatc gtagatagatc gtagatagatc 227280
gtagatagatc gtagatagatc gtagatagatc gtagatagatc gtagatagatc gtagatagatc 227340
gtagatagatc gtagatagatc gtagatagatc gtagatagatc gtagatagatc gtagatagatc 227400
gtagatagatc gtagatagatc gtagatagatc gtagatagatc gtagatagatc gtagatagatc 227460
cagatagatc gtagatagatc gtagatagatc gtagatagatc gtagatagatc gtagatagatc 227520
rtatglttctc gtagatagatc gtagatagatc gtagatagatc gtagatagatc gtagatagatc 227580
tttctcagcag cttctatagat agaatcttca cttcagggca taatgagaa 227640
atctagagatc ttatagatc ccccccagc agtagggagc gtagatagatc gtagatagatc 227700
cagcctctctc agccatctc aggtgtgagc gtagatagatc gtagatagatc gtagatagatc 227760
gtagatagatc gtagatagatc gtagatagatc gtagatagatc gtagatagatc gtagatagatc 227820
gtagatagatc gtagatagatc gtagatagatc gtagatagatc gtagatagatc gtagatagatc 227880
caggaaatctc aatagatc agtagatc aatatgacat aatatgacat aatatgacat 227940
caggaaatctc gtagatagatc gtagatagatc gtagatagatc gtagatagatc gtagatagatc 228000
gtagatagatc gtagatagatc gtagatagatc gtagatagatc gtagatagatc gtagatagatc 228060
atctagatc gtagatagatc gtagatagatc gtagatagatc gtagatagatc gtagatagatc 228120
cgtgtgtctc gtagatagatc gtagatagatc gtagatagatc gtagatagatc gtagatagatc 228180
gltggtgtagatc aagccagatc atactgtagatc atactgtagatc atactgtagatc atactgtagatc 228240
rtctctctctc gtagatagatc gtagatagatc gtagatagatc gtagatagatc gtagatagatc 228300
accgggtgagatc gtagatagatc gtagatagatc gtagatagatc gtagatagatc gtagatagatc 228360
ctctagaaataa aatatagatc atagtagatc atagtagatc atagtagatc atagtagatc 228420
atctctctctc atctagatc atctagatc atctagatc atctagatc atctagatc atctagatc 228480

228540
228600
228660
228720
228780
228840
228900
228960
229020
229080
229140
229200
229260
229320
229380
229440
229500
229560
229620
229680
229740
229800
229860
229920
229980
230040
230100
230160
230220
230280
230340
230400
230460
230520
230580
230640
230700
230760
230820

- continued

-continued-

gccaactcgg agaacctctac agtactcttg gttaccaggc ttaaccatag ccatccagc 230880

gtagctctggc aagctataga taccacagc agatcacatgc gtcgtatcgc gccacttgc 230940

atcattacag accctcataba agaacccag catcagggtg gcgcacatt caccgtgcag 231000

cgccaaatcc tcaactctgta caatctttag gttaaagata cgggagctca cctcctcag 231060

gattccagatata ccggcagatgc tagagcttcc taccctcataba tccaccocag cagcctctcgc 231120

cgagctcttgg aaccgcttgc atgcttctat ccgggaccag gtagagtctg ggttccagat 231180

tcccaagaggg cagaccggagc aattatctcgg gatctaaaac gccagtgctc ccggcctcctca 231240

ctctctatcgg ccttgggtctcc ggagctatag atcttcttgg gcgcactctg catcctgcctt 231300

cttggctcggc aaccgactcgg ggaaccaggg ccttgaaccag cttggaccgg a ccttggatcag 231360

gaaacctctat tgttgcaggt ggaccgggtg tagagatbaa agtatcgtlacc aacaacatcga 231420

ccggcagaaaba agtctatcgtta caccgcaata acatgcatctg tctatcttct tggatctcgg 231480

caggaaagca agtgaaca caaccctatc gctaaatctt ccaactcaat taccctcaca 231540

agcttctatct ctaactgacaa actaacatct acttacaaba ccaaccgggat gttctaccact 231600

accattcaccat cctccgtagt caacggccaac accatccacag gattcactgc agctcctcgc 231660

aaagaccacag accgtctctc aactatttcc accatccca cctcaaccat tacaattaac 231720

ggcactgctaa tgaacaacct accaaaccgg ggcatctgat taccagacaa accatataatc 231780

agcagatccgg cgaactcggc agcaactaca tcaatccaa tcaatccatag tacaatcgtga 231840

acaatatcaaa ctcaaacat cagtacaaca ctcccaact gctcactatc taatagcaca 231900

tccaatgata cacaacaaca ccgtacttgt catgaaaca gtaacatctc acaagatct 231960

gaaacatctgt tgaagggcaat accaagggac aatctcacta taatcacaca cctaacacc 232020

accatcctgct accaagacagc tggccttaga catcttataa taccacaaca cagaaataca 232080

accatccacca acataaagag tggaaatct agtlaaacat ctlaaacat cctcactcgg 232140

ccgtctatcga gtagtgggca gacacatctc ctaaacatct actcagatct atgtcttaca 232200

tggatcagaa atttctctt gtcctcctgat gggtccttat ttaactcactc tggtaataat 232260

agctcttctgat gttcaaaaag tggccatccc cctgaacaata atcaaatct taatctcaaa 232320

gtctactctca gaaacaacaac gaaagagaca catgtggaacc cctgtatctg cgaagaaaca 232380

agcaccagat gggatctctt ggctctgctaca tctgatlaaac cgaaccagat taaagagat 232440

acaacaaccaca cactacaaga tcaatctatc ccgtatataa atcaatccaa caccatccaca 232500

gagcagacaca ctaaccgtggac ttagtctga atttctttag cctgcactc cctarttctc 232560

gtccggacagc ctctcaaca aaaaatccat ccatcaaggg accatctacag tgaatccagaa 232620

tctcatgattcc gatcacaaatcc tgaagcatgag gatlaagcaga gcttccggca taaacatctt 232680

atgagaccac accacaagat gaaagatctat gaaagatgta atgatatcag cctcaactgc 232740

atgcccattca accgaaatcc aacaacgtca gaaagatccaa caacatccga agaaacatca 232740

atgcccattca accgaaatcc aacaacgtca gaaagatgta atgatatcag cctcaactgc 232800

tactgatatct accgttatct gaaagtctga atgatatcag cctcaactgc 232860

tcccactcctcc ccggcctcaacc atcaaaaat cgtctctgat tgcctcaacc gccacaaca 232920

tctccaaatca tggcaaatcaaa accaccgcaaa accaccctcacc ccgctcctcaca gatcaatcaaa 232980

caatctactccc aagcctccttgg gaaactcttgg aatcacccagc aacaagctctc 233040

ctaacctcctc ca tagtaccatct ccccttgggtg ataacctctc aaccggctctc 233100

-continued

```

tgtacaccat ctataaacia tctaatttaa attacgaggt aattaacgta acagcgtatg 233160
tcggtggata cgtcactctg caaaattgca ctagaacgga tacatgggat gatgtagaat 233220
ggataaaata tggaaactcgt acacaccaac tgtgcagaat tggaaagtat cattcaacgt 233280
ctccactaaa cggcatgtgt ctgactgtga acagaacctc tctcaccatc tacaacgtaa 233340
ccgtcgaaca cgtcggaaaa tacgttttac atcgctacat tgacggtaaa aaggaaaaact 233400
actatctaac tgtattatgg ggaaccacaa catcgtctcc tataoctgac aaatgcaaaa 233460
caaaagagga gtcagatcag cacaggcgcg gagcgtggga cgacgtaata acaactgtaa 233520
aaaacactaa cattcccctg ggaattcatg ctgtatgggc ggggtgtagc gtatctgtgg 233580
cacttgtagc cttatacatg ggtagccgtc gcgcttcag gaaaccgcgt tataaaaaac 233640
ttoccaaata tgateccagat gagttttgga ctaaacctg a 233681

```

```

<210> SEQ ID NO 21
<211> LENGTH: 4159
<212> TYPE: DNA
<213> ORGANISM: artificial
<220> FEATURE:
<223> OTHER INFORMATION: synthetic

```

```

<400> SEQUENCE: 21

```

```

ctaaattgta agcgttaata ttttgtaaa attcgcgta aatttttgtt aaatcagctc 60
atTTTTtaac caataggccg aatcggcaa aatcccttat aaatcaaaa aatagaccga 120
gataggggtg agtgtgttc cagtttgaa caagagtcca ctattaaaga acgtggactc 180
caacgtcaaa gggcgaaaaa cgtctatca gggcgtggc cactacgtg aaccatcacc 240
ctaatcaagt tttttggggt cgaggtgccc taaagcacta aatcggaacc ctaaaggag 300
cccccgatt agagcttgac ggggaaagcc ggcgaacgtg gcgagaaagg aagggaagaa 360
agcgaagga gcgggcgcta gggcgtggc aagtgtagcg gtcacgctgc gcgtaaccac 420
cacaccgcc gcgcttaatg cgcgctaca gggcgcgtcc cattcgccat tcaggtgctg 480
caactgttgg gaaggcgat cgtgcccggc ctcttcgcta ttacgccagc tggcgaag 540
gggatgtgct gcaaggcgat taagttgggt aacgccaggg ttttccagc cagcagttg 600
taaaacgacg gccagtgagc gcgcgtaata cgactcacta tagggcgaat tgggtaccgg 660
gccccccctc gaggtcgacg gtatcgataa gcttgatccc aagcttgata tcgaattcgg 720
atgggctccg gaatcggcgc agcaagcatg gaatTTTgtt ttgatgtatt caaggagctc 780
aaagtccacc atgccaatga gaacatcttc tactgcccc ttgccaatcat gtcagctcta 840
gccaatggat acctgggtgc aaaagacagc accaggacac agataaataa ggttgttcgc 900
tttgataaac ttccaggatt cggagacagt attgaagctc agtgtggcac atctgtaaac 960
gttcaactct cacttagaga catctcaac caaatcacca aaccaaatga tgtttattcg 1020
ttcagccttg ccagtagact ttatgctgaa gagagatacc caatcctgcc agaatactg 1080
cagtggtgta aggaactgta tagaggaggc ttggaacctc tcaactttca aacagctgca 1140
gatcaagcca gagagctcat caatcctgg gtagaaagtc agacaaatgg aattatcaga 1200
aatgtccttc agccaagctc cgtggattct caaactgcaa tggttctgggt taatgccatt 1260
gtcttcaaa gactgtggga gaaaacattt aaggatgaag acacacaagc aatgccttc 1320
agagtgactg agcaagaaag caaacctgtg cagatgatgt accagattgg tttatttaga 1380
tgggcatcaa tggcttctga gaaaatgaag atcctggagc ttccatttgc cagtgggaca 1440

```

-continued

atgagcatgt tgggtgctgtt gcctgatgaa gtctcaggcc ttgagcagct tgagagtata 1500
atcaactttg aaaaactgac tgaatggacc agttctaagt ttatggaaga gaggaagatc 1560
aaagtgtact tacctcgeat gaagatggag gaaaaataca acctcacatc tgtcttaatg 1620
gctatgggca ttactgacgt gtttagctct tcagccaatc tgtctggcat ctctcagca 1680
gagagcctga agatatctca agctgtccat gcagcacatg cagaaatcaa tgaagcaggc 1740
agagaggtgg tagggtcagc agaggctgga gtggatgctg caagcgtctc tgaagaattt 1800
agggctgacc atccattcct cttctgtatc aagcacatcg caaccaacgc cgttctcttc 1860
tttggcagat gtgtttcccc ttaagcggcc gccgcacga attcctgcag cccgggggat 1920
ccactagttc tagagcggcc gccaccgagg tggagctcca gcttttgttc ccttttagtga 1980
gggttaattg cgcgcttggc gtaatcatgg tcatagctgt ttctgtgtg aaattgttat 2040
ccgctcacia ttccacacia catacgagcc ggaagcataa agtgtaaagc ctggggtgcc 2100
taatgagtga gctaactcac attaattgag ttgcgctcac tgcccgtttt ccagtcggga 2160
aaactgtcgt gccagctgca ttaatgaatc ggccaacgcg cggggagagg cggtttgctg 2220
attgggcgct cttecgcttc ctgcctcact gactcgtctc gctcggctcg tcggctgcg 2280
cgagcgggat cagctcactc aaaggcggta atacggttat ccacagaatc aggggataac 2340
gcaggaaaga acatgtgagc aaaaggccag caaaaggcca ggaaccgtaa aaaggccgcg 2400
ttgctggcgt tttccatag gctccgcccc cctgacgagc atcacaaaaa tcgacgctca 2460
agtcagaggt ggcgaaaccg gacaggacta taaagatacc aggcgtttcc ccctggaagc 2520
tcctcgtgc gctctcctgt tccgacctg ccgcttaccg gatacctgct cgcctttctc 2580
ccttcgggaa cgtgtggcgt ttctcatagc tcacgctgta ggatctcag ttcgggtgag 2640
gtcgttcgct ccaagctggg ctgtgtgcac gaaccccccg ttcagcccga ccgctgcgcc 2700
ttatccggta actatcgtct tgagtcacaac ccggtaagac acgacttacc gccactggca 2760
gcagccactg gtaacaggat tagcagagcg aggtatgtag gcggtgctac agagtctctg 2820
aagtggggc ctaactacgg ctacactaga aggacagtat ttggtatctg cgtctcgtctg 2880
aagccagtta ccttcggaag aagagttggt agctcttgat ccggcaaaaca aaccaccgct 2940
ggtagcgggt gtttttttgt ttgcaagcag cagattacgc gcagaaaaaa aggatctcaa 3000
gaagatcctt tgatcttttc tacggggctc gacgctcagt ggaacgaaaa ctacagttaa 3060
gggatttttg tcatgagatt atcaaaaagg atcttcacct agatcctttt aaattaaaaa 3120
tgaagtttta aatcaatcta aagtatatat gagtaaaact ggctctgacag ttaccaatgc 3180
ttaatcagtg aggcacctat ctacagcagc tgtctatttc gttcatccat agttgcctga 3240
ctccccgtcg tgtagataac tacgatcagc gagggcttac catctggccc cagtgcctga 3300
atgataccgc gagaccacgc ctaccggct ccagatttat cagcaataaa ccagccagcc 3360
ggaagggccg agcgcagaag tggctctgca actttatccg cctccatcca gtctattaat 3420
tgttgccggg aagctagagt aagtagtctg ccagtaata gtttgccgaa cgttggtgoc 3480
attgctacag gcacgtgggt gtcacgctcg tcgtttggtg tggttcatt cagctccggt 3540
tcccaacgat caaggcgagt tacatgatcc cccatgttgt gcaaaaaagc ggttagctcc 3600
ttcggtcctc cgatcgttgt cagaagtaag ttggccgcag tggtatcact catggttatg 3660
gcagcactgc ataattctct tactgtcatg ccatecgtaa gatgcttttc tgtgactggt 3720

-continued

```

gagtactcaa ccaagtcatt ctgagaatag tgtatgcggc gaccgagttg ctcttgcccc 3780
gcgtcaatac gggataatac cgcgccacat agcagaactt taaaagtgct catcattgga 3840
aaacgttctt cggggcgaaa actctcaagg atcttaccgc tggtgagatc cagttcgatg 3900
taaccctact gtgcacccaa ctgatcttca gcatctttaa ctttcaccag cgtttctggg 3960
tgagcaaaaa caggaaggca aaatgcccga aaaaagggaa taagggcgac acggaaatgt 4020
tgaatactca tactcttctt tttcaatat tattgaagca tttatcaggg ttattgtctc 4080
atgagcggat acatatttga atgtatttag aaaaataaac aaataggggt tccgcgcaca 4140
tttccccgaa aagtgccac 4159

```

```

<210> SEQ ID NO 22
<211> LENGTH: 6379
<212> TYPE: DNA
<213> ORGANISM: artificial
<220> FEATURE:
<223> OTHER INFORMATION: synthetic

```

```

<400> SEQUENCE: 22

```

```

ctcgagtta ccactcccta tcagtgatag agaaaagtga aagtcgagtt taccactccc 60
tatcagtgat agagaaaagt gaaagtcgag ttaccactc cctatcagtg atagagaaaa 120
gtgaaagtcg agtttaccac tccctatcag tgatagagaa aagtgaagtc cgagtttacc 180
actccctatc agtgatagag aaaagtgaaa gtcgagtta ccactcccta tcagtgatag 240
agaaaagtga aagtcgagtt taccactccc tatcagtgat agagaaaagt gaaagtcgag 300
ctcggtagcc gggtcgaggt aggcgtgtac ggtgggagcc ctatataagc agagctcgtt 360
tagtgaaccg tcagatcgcc tggagacgcc atccacgctg ttttgacctc catagaagac 420
accgggaccg atccagcctc cgcggccccg aattcagact cggtagccgg ggatccacca 480
tgtaccctca cgacgtgccc gactacgcca cgtccagact atccgtgaaa agtttgagaa 540
gcatcagtag gttcgtccag tgggagtggt gttggatgct cgtaacaagc agcgcgcgct 600
accgagagtt ccgcgccgct accagccagt ccgccgggct ggggaaggtc tcctccaccg 660
acgacgggag atgtctcgcc gcctccatga tgcttttcag acgtgacggg aattttgtcc 720
tctgtctggt cgtcaataag gagccgggtg gtcagttcgg ctgcagtggc atgcggcgcg 780
agaagatggt catcagtgga ctccaggagc ccgtctacgt gatgctctc ctggcccccc 840
tcatccccgt caagctagga ttctcgccct acatgttgc gcctaagagc atcggcggct 900
ccggcgggtc ggaccccagc gtcactctacc agaaccgagc tgtggtcacg cccgaagagg 960
ccgccaccgt cactatgcag ggttccggca tcgtgaccgt ggggctcagt ggcgttggtc 1020
cctgggtgca gatcaaggat ggtgggaaca tgaagctctt cgtcttcgcc ctctgcttcg 1080
acgtctttac cgctgctgc gatcggctcg ccttcccgtc cctggccaag atctacagcg 1140
aaactgtgtc ctgcgaggcc gacaagtgcg gattctgtcg agattccggt cggcaccgctc 1200
atcccaccgg ccgcttcgct ggtgctgctc ccgacagtg cgtgtgtctc tgttaactcg 1260
cgtgtcgcgg gacggatgcc gcggtcagcg tcagaagctg gttaccttac ctggaactgg 1320
aagacgggtc gaacacgcac agcctcttcg tgcggcgcta cgacggcagg aaaggactgc 1380
cggccacgat atctgactac ctgcggcgca ggaacagcga gggcgacgag atcccgtgta 1440
ggaccgagcc ctggcagctc ttgaagatag aaccgacgct gtcccctatg atcatcatgg 1500
cctgtccctt actcaaaaag atcgttctcg agcacatgtg aagtcgactc tagcgcggcc 1560

```

-continued

gcatcgataa gcttgcgac gatatactta gagctgagaa cttcagggtg agtttgggga	1620
cccttgattg ttctttcttt ttcgctattg taaaattcat gttatatgga gggggcaaag	1680
ttttcagggt gttgtttaga atgggaagat gtcccttgta tcaccatgga ccctcatgat	1740
aattttgttt ctttcacttt ctactctgtt gacaaccatt gtctctcttt attttctttt	1800
cattttctgt aacttttttc gttaaacttt agcttgcat tgaacgaat ttttaaattc	1860
actttcgttt atttgtcaga ttgtaagtac tttctctaat cacttttttt tcaaggcaat	1920
cagggttaatt atattgtact tcagcacagt tttagagaac aattggtata attaaatgat	1980
aaggtagaat atttctgcat ataaattctg gctggcgtgg aaatattctt attggtagaa	2040
acaactacat cctggtaac atcctgcctt tctctttatg gttacaatga tatacactgt	2100
ttgagatgag gataaaatac tctgagcca aaccgggccc ctctgctaac catgttcatg	2160
ccttcttctt tttctacag ctctgggca acgtgctggt tggtgtgctg tctcatcatt	2220
ttggcaaaga attcactcct cagggtcagg ctgcctatca gaagggtggt gctgggtggtg	2280
ccaatgcctt ggctcacaaa taccactgag atctttttcc ctctgcaaaa aattatgggg	2340
acatcatgaa gcccttgag catctgactt ctgggtaata aaggaaattt attttcattg	2400
caatagtgtg tgggaatttt ttgtgtctct cactcgggaag gacatatggg agggcaaatc	2460
atttaaaaca tcagaatgag tatttggtt agagtttggc aacatatgcc atatgctggc	2520
tgccatgaac aaagggtgct ataaagaggt catcagtata tgaaacagcc ccctgctgtc	2580
cattccttat tccatagaaa agccttgact tgaggttaga ttttttttat attttgttt	2640
gtgttatttt tttcttaac atccctaaaa ttttcttac atgttttact agccagattt	2700
ttctcctct cctgactact cccagtcata gctgtccctc ttctctatg aactcgactg	2760
cattaatgaa tcggccaacg cgcggggaga ggcggtttgc gtattgggcg ctcttccgct	2820
tcctcgctca ctgactcgct gcctcggtc gttcggctgc ggcgagcggc atcagctcac	2880
tcaaaggcgg taatacgggt atccacagaa tcaggggata acgcaggaaa gaacatgtga	2940
gcaaaaaggcc agcaaaaaggc caggaaccgt aaaaaggccg cgttgctggc gtttttccat	3000
aggctccgcc cccctgacga gcatcacaaa aatcgacgct caagtacagag gtggcgaac	3060
ccgacaggac tataaagata ccaggcgttt cccctgga gctccctcgt gcgctctcct	3120
gttccgacct tgccgcttac cggatacctg tccgccttc tcccttcggg aagcgtggcg	3180
ctttctcaat gctcacgctg taggatctc agttcgggtg aggtcgttcg ctccaagctg	3240
ggctgtgtgc acgaaccccc cgttcagccc gaccgctcgc ccttatccgg taactatcgt	3300
cttgagtcca acccggtaag acacgactta tcgccactgg cagcagccac tggtaacagg	3360
attagcagag cgaggatgt agcgggtgct acagagttct tgaagtgggt gcctaactac	3420
ggctacacta gaaggacagt atttggtatc tgcgctctgc tgaagccagt taccttcgga	3480
aaaagagttg gtactcttg atccggcaaa caaacaccg ctggtagcgg tggttttttt	3540
gtttgcaagc agcagattac gcgcagaaaa aaaggatctc aagaagatcc tttgatctt	3600
tctacggggt ctgacgctca gtggaacgaa aactcacggt aagggtttt ggctatgaga	3660
ttatcaaaaa ggatcttccac ctgatcctt ttaaattaa aatgaagttt taaatcaatc	3720
taaagtatat atgagtaaac ttggtctgac agttaaccaat gcttaatcag tgaggcacct	3780
atctcagcga tctgtctatt tcgttcatcc atagttgctt gactccccgt cgtgtagata	3840

-continued

actacgatac	gggagggctt	accatctggc	cccagtgctg	caatgatacc	gcgagaccca	3900
cgctcaccgg	ctccagatth	atcagcaata	aaccagccag	ccggaagggc	cgagcgcaga	3960
agtggctcctg	caactttatc	cgctccatc	cagtctatta	attgttgccg	ggaagctaga	4020
gtaagtagtt	cgccagttaa	tagtttgccg	aacgttggtg	ccattgctac	aggcatcgtg	4080
gtgtcacgct	cgctgthttg	tatggcttca	ttcagctccg	gttcccaacg	atcaaggcga	4140
gttacatgat	ccccatgth	gtgcaaaaa	gcggttagct	ccttcggtcc	tccgatcgtt	4200
gtcagaagta	agttggccgc	agtgttatca	ctcatgggta	tggcagcact	gcataattct	4260
cttactgtca	tgccatccgt	aagatgctth	tctgtgactg	gtgagtactc	aaccaagtca	4320
ttctgagaat	agtgtatcgc	gcgaccgagt	tgctcttgcc	cgccgtcaat	acgggataat	4380
accgcgccac	atagcagaac	tttaaaagtg	ctcatcattg	gaaaacgttc	ttcggggcga	4440
aaactctcaa	ggatcttacc	gctgthtga	tccagthtca	tgtaacccac	tcgtgcaccc	4500
aaactgatctt	cagcatctth	tactthtacc	agcgtthtctg	ggtgagcaaa	aacaggaagg	4560
caaaatgccc	caaaaaagg	aataagggcg	acacggaaat	gthgaatact	catactctt	4620
ctthttcaat	attattgaag	catttatcag	ggttattgtc	tcatgagcgg	atacatattt	4680
gaatgtatth	agaaaaataa	acaaatagg	gttccgcgca	catttccccg	aaaagtcca	4740
cctgacgtct	aagaaccat	tattatcatg	acattaacct	ataaaaatag	gcgtatcacg	4800
aggcccttct	gtctcgagc	agtgaaaaa	atgctthatt	tgtgaaatth	gtgatgctat	4860
tgctthattt	gtaaccatta	taagctgcaa	taaacaagth	aacaacaaca	attgcatth	4920
thttatgtht	caggttcagg	gggaggtgtg	ggaggtthtt	taaagcaagt	aaaacctct	4980
caaatgtggt	atggctgatt	atgatcctct	agaactctat	tcctthtccc	tcggacgagt	5040
gtcggggcgt	cggthttccac	tatcgccgag	tacttctaca	cagccatcgg	tccagacggc	5100
cgcctctctg	cggcgatth	gtgtaacccc	gacagthccc	gctccggatc	ggacgattgc	5160
gtcgcacgca	ccctcgccc	aagctgcac	atcgaaatg	ccgtcaacca	agctctgata	5220
gagthtggca	agaccaatgc	ggagcatata	cgcccggagc	cgcggcgatc	ctgcaagctc	5280
cggatgcctc	cgctcgaagt	agcgcgtctg	ctgctccata	caagccaacc	acggcctcca	5340
gaagaagatg	thggcgacct	cgtattggga	atccccgaac	atcgctcgc	tccagthcaat	5400
gaccgctgth	atcgcccat	tgtccgtcag	gacatgtht	gagccgaaat	ccgctgcaac	5460
gaggtgcgg	acttcggggc	agthctcggc	ccaaagcacc	agctcatcga	gagcctgcgc	5520
gacggacgca	ctgacggtgt	cgtccatcac	agthtgccag	tgatacacat	ggggatcagc	5580
aatcgcgcac	atgaaatcac	gccatgtagt	gtattgaccg	atthcttgcg	gtccgaatgg	5640
gccgaacccc	ctcgtctggc	taagatcggc	cgcagcgcac	gcathcatgg	cctccgcgac	5700
cggctgcaga	acagcgggca	gthcggtht	aggcaggtct	tgcaacgtga	caccctgtgc	5760
acggcgggag	atgcaatagg	tcaggctctc	gctgaattcc	ccaatgtcaa	gcacttccgg	5820
aatcgggagc	gcgccgatg	caaagtccg	ataaacataa	cgatcttht	agaaacctc	5880
ggcgcagcta	thtaccgca	ggacatath	acgctctct	acatcgaagc	tgaagcacg	5940
agattctctg	ccctccgaga	gctgcacag	gtcggagacg	ctgtcgaact	thtccgatcag	6000
aaactthctg	acagacgtc	cggthgagth	aggctthtct	atggaagctt	thtgcaaaag	6060
cctaggcctc	caaaaaagc	thctcactac	thctggaata	gctcagagc	cgaggcggcc	6120
tcggcctctg	cataaataaa	aaaaatgag	cagccatggg	gcggagaatg	ggcggaaactg	6180

-continued

```

ggcggagtta ggggcgggat gggcggagtt aggggcggga ctatggttgc tgactaattg 6240
agatgcatgc tttgcatact tctgcctgct ggggagcctg gggactttcc acacctggtt 6300
gctgactaat tgagatgcat gctttgcata cttctgcctg ctggggagcc tggggacttt 6360
ccacacccta actgacaca 6379

```

```

<210> SEQ ID NO 23
<211> LENGTH: 9400
<212> TYPE: DNA
<213> ORGANISM: artificial
<220> FEATURE:
<223> OTHER INFORMATION: synthetic

```

```

<400> SEQUENCE: 23

```

```

ttcccggaaa atcaactcaaa actacgtcca tgacacatca actcccgata actacctccc 60
tttgaaatcg gatcccccca cgtaccaatc aatcacacaa cacacaggtt taaaaatcga 120
tcaactcgta attaggtttc aaaatcgata cegtttatta tcaggaatct agactaattc 180
tacaatgaca gctctgaatt tctctctcgt cttccttgtc aggttctcat catcagttat 240
cacttcaccc catcgaggag tcatcgtcgc tccaaaatcc tttggggtcg ctagttggaa 300
aagtctctga cacgatccag gcaccccgca cccagtcgca ctgatctage ttgaggagca 360
tctcaacagg catgagctgc agggccatgg ctgtcacggc actgtatcga tgtaacacta 420
gggactttct ttgcgatgta gccatcaaca cggcgtatgc cccatagtcc gcgtgatacg 480
acgcatgatg ggttaaacgt tcccacccgg cagtgcctgc tccgggtccgt gcacacaaca 540
gctgcacggc attatgatgc ttaaaattaa ccataacgct ggggctactg atgaaggagt 600
agtaatgagc caggacgccc tacatcgaag gcagcaagaa agagtgcagc cacaatagca 660
ccgggctctt atgtaggcga cagcttattt ttctctgact cggcaaaaag tacctaaatt 720
ccccacagat attcagacac ggttccgcaa agtgcttctt tttttagtgc aggaattgga 780
aaaaataata aaaaatatga acagctcatc tgtaattatc tegtgtgactt catcgtaccg 840
tgatgtaaaa acaacaacag gaagcttaca ggggtcggta gaaaattttg ccgattgagc 900
aacactgttg gcattcttca ctccgatagg cggctataag atagaaaatt aaaagtatga 960
taccacagag aaagatgaag agggacaacc aggctagagt atgacgacca cttttccctt 1020
gtttgacggg tacatgtgag gtatgatattt gtcggttgett gtgatgttgg acgcctggaa 1080
cggacaacga cgtataattc ttagatgcgc atacggtggt attagtggaa gtgcagttac 1140
gaattgtaac ctcagtgtca ctacactcag tgcaattggt acaattgtaa agccctgata 1200
catacgtacc gttagggcaa agtgtacatg ttgtactcgt atattgcgta cattgtcctg 1260
taaacagata tccttgttta catgggggac aacactgact tcctaattgc acttcttcgg 1320
gtttgcata ttcagttttc cctatgcctg ccaatagcat actcagcaa ataagcatca 1380
ccagaggctt catgctcctc accggaagaa taaaaataac tcatggggcc gaacggtatc 1440
atcctctccg cggtttgtaa tacgagatcg taaacgtaaa taaatgacat aacttacta 1500
accgcatac tgcaaagtcc acctacgacg ctgaaagctt ttccaggaca caacaggata 1560
gtcagccatc ttcacaggta accagtttct agtcacagta tagcagacct aagagaccgc 1620
acacggtccc tgctgaaac acataccact acatcgattt gtcgtgtcgt acaaccgtca 1680
agttttccga acttttatac acgccaatgg cgttaggact atgtgtgctg ctgtgattgg 1740

```

-continued

aggcttcgag	agttatgtga	cagctgtgat	tacacctgtc	gccaaagctg	acagcgatta	1800
cccaggtaga	gcacaatcac	atagctgatg	gacgttggtt	gatccgttga	ttcccatgga	1860
cattttaacg	gogacagtac	agctcccgtt	aaacattaga	ttaatagacg	ctagtggatg	1920
acagcatggt	attcgcccaa	ttgtgatggt	ggttataact	tcttgttttt	tgctcatatg	1980
ctgtaaggtg	ttcgaggatc	gtggggagta	tatgtgttaa	atcggaatca	tatttactga	2040
ccgcgccata	cttcgtatac	gaacctaac	ggcgtaaagt	gttttccgat	atataaactg	2100
gcgctatttg	tggtgttagc	gcccataggt	atggcatata	cccacggtga	tgttgtgtta	2160
ttcgttttt	gtgataaac	gtagtttatg	tttaacgtgt	gttccgtcac	gttatgtgtg	2220
tcgtaaaaag	acggcgtctg	tacagtatgg	ctttgagttg	tatcttgaat	tgttattgca	2280
tttgaggtg	tgtacagagt	ggttgtgtg	tgctgaggtg	ttgttacggt	ttgaggcaca	2340
gttgtggtg	atacggactt	caagggtgag	ttacggagtc	tttctatgca	ggtagtggtg	2400
agatatttgt	gaatgctggt	tatgttcgat	tctgtgaggt	taaagtgtgt	actatttatg	2460
gcggtataat	ttagacggtc	ttgccatccc	gaggatgta	gtgttaggta	attcgtggtg	2520
tttacgtttg	cttgatatgt	ataggtaggt	gtactgtttg	tgaggtcgca	agtgtgattt	2580
tcttgacag	attttatcca	tcttgtgtga	aaatattgag	atacgcgatg	aatgttttcg	2640
ctatctatat	tgtaaagcgt	ttcggtggtg	cttaggggtt	gtttgctgta	actcttattt	2700
tggaccocag	atgtgaacca	tgactccaat	gtttgatatg	taagggtgtc	tattaataaa	2760
gacgaactga	ttcctaccgt	aatgttatat	cgcacaccta	gggtgccgtt	tacaaaacag	2820
gaaatgtttc	cgttacaaac	cacggttgca	gatgaattag	attccagggt	gtaacgatag	2880
gataatgacc	gttcgctccc	aacggatgac	acaaagtatc	cgaataacca	acacgcccac	2940
tcaatccgca	tattttaatc	acactattca	catttcacac	actgcatttt	ttaacatggt	3000
atttttttat	tttatgctg	ttctcacctc	ttcatctttt	taacaccggg	gtaactatcg	3060
taagtcggta	ggcgtcgata	gccctcacca	cctcgtcgtc	cccttccggg	cgtggggcac	3120
cagcgtccac	agcaactgcag	gtaacacagg	tagcatagga	aacatacggg	gaaaatactc	3180
caaaatccca	aaaatgccgc	gattccccga	gtggcccagg	gagacatccc	ggtgtctatg	3240
tcggccggcg	gtgctggcgt	caccggtaaa	aatttcggcg	ggtgtggctg	cgaacggtag	3300
cagtcgcccg	ggagccggta	acgctgtatc	actgtccaac	agcggtcggg	ttcctcgtcc	3360
ggacatgcgg	gtttccagca	atcctcggcg	tcggcgcggc	cgatatagaa	gtagttgcgt	3420
tgaaaaccgc	ggtacatccc	gcagtcgtga	ttccgtagac	gccagggcgt	cggcgaccag	3480
atctggctct	ccagcgagta	acgacctaac	gccggcgtgc	agcaaggttc	gtcgggccgg	3540
ctgagcgtct	ccagttgcgt	gagaattacg	aagcgttgca	tgatgaggcc	gtggctgtag	3600
ttgcccagca	cgcattcgta	catgccggcc	gtgtccgtcg	atacgttgaa	agtcagcgag	3660
aatatttggc	cgagatgcaa	ttcgagaaa	ttccaagtgg	cgtacggcag	gcggtactgg	3720
agtccgttca	tcagccgatg	gcctttgacg	gctgccagga	tgagctcgtc	gctgccgtcg	3780
tgggaacgac	agaaaactgc	gcgaatggag	accatgggcc	aggagtgtgt	catgaccgtg	3840
caggggatgg	tataacttgc	tctccctcgg	cgaccaacac	cggcgcgggc	gacgtggtct	3900
cataattctc	ggcccacatc	ttttcggcaa	tgtcagcggg	ggcgaagggg	aacgaagagg	3960
aagaatattc	gaggagtcgc	gggcagctca	acagcaccca	gaacagccac	ggcagagttc	4020
ggagcgactc	tcggcggcac	atgatgattc	tttctttccc	tttttcgacg	agacgctgcg	4080

-continued

cgectgctcc tgctccgtgt gtcggccgct caaacgtcgg gccggcggtg tggtgaccac 4140
cgtgcgacgc agcttctcgc ccgggatgcc cgcgactgag cgctccggtt ttttgcaggt 4200
cttttttgcg gcctcctcct cgcgcgtcgc gtcgcggcgc acgtgggtga ccagcaccgc 4260
gcaggaactc tcgctcgcgc ggcggtagcgc gacctgtctc attgctacct cggatgttta 4320
agaaggaacg ttcactctgcg tcacagggtc tgatgaagct gccaaagatc gtggctgtgg 4380
cgcagcgcgt tctgtacggc gcgtttcacc gctttctgca tggccgctac cactcgggt 4440
gggagcggct ccggcggaag ctcgatgagc agttgtcgcg agtctcggcg ctcgggtgcc 4500
gccgtttcgt cggacgtggc gtaaaaaacc gaggtggttg ccagtcgctc cactcgtcgc 4560
acggcctctg tcagtgcggg gttgtcaaaa ccgccatcgg acgcgggtga taaaagaacg 4620
tacgatgaca cgctgttagt acgactctcg tcgtcgtctc gggaaacgac tgatggacga 4680
cggtagatga cctcgtcttg ccacgcgctc aagcggctgc agcagcgcgt gatccaagcg 4740
cagcgaagca gcttacggaa cactcgttg ttccaaaagt agagcataaa gagaaagaaa 4800
agtagcgtaa taatgaagcc gaaaacgacg aggtcggca gggcactacc gccgctgccg 4860
ttttttgtgt cgtcgggtg cactcgtgta gtggcgttag tctgagctgg ggctatgaca 4920
agtctgaaga gatgagagcg tgggtgctca tcaggaacag ttgaggtctc tcctaccga 4980
agccttagcc tccacggtgt tttatgatca acgtgtctac gaacgtcatt gtgaaagtga 5040
cgtctcaggc tttccgaaac cgcgtcagat tcaacgtggg tttcggttta gcctcgtcga 5100
ccgagggcga ggtggaatg agcgcgtcctg tgggggagtg tacgaccctg tagtgccat 5160
gggtaacgct gcgtcggaag aagtgaatgc ggcattggtg tacgcgtggg ttgttttgcg 5220
ctctgactcg gaggaattgc cgcagcagct gcagatttta cgtactaacc aaaagcagca 5280
aaagcagcag gtaataaaga gaaggagtcc agataatgct cagccgctag cggcaagcag 5340
cgcgagctgt ggtactgtcc agtactgcc gttagaggca ttaatacatg tcgatacggg 5400
cgtgttgcg gtagcactag tagattgact ggaattagag ctggtacctg tagtggtttc 5460
actcgcgat gcggcgagtg caaataaaat taatatccac agcatgttta ttactatata 5520
attgatatac gaaccctctc gtcgtaacaa tcagcgttat acacgctgta tcggcatcgt 5580
tttacggaa agtttatcgt aatgtaaccc gcgttggtga cattcgtact gacagggaac 5640
ccccggtgat gtgcacatta tactctttca ttctggggtt tcccaatgac gtaaaaattt 5700
ccactacaca ataaaattac tgactcatgt gaaaagtgtg ctttttatta acagagcaga 5760
gggtttacag tagatatatg tttgccaggg ccaccgtttt ctaacaccga tcaccgccac 5820
cattaccacc cgttgaactc cacaccggg agccgcctga tcgccaggga ctctcaccg 5880
tccatcgtcc gaacaagctc ccgccaccga tgctgccacc atcaccgaga gaaagaaccg 5940
cttctgcag atacgcttg gctcgcctcc gtgcggacgc cgtttcgtgc agacgctgag 6000
tagatcgagc agagaatgct aaaacgacat taccgcgac cgtccctc tttttcttt 6060
ttctcattca cgtgtattct tgatgataat gtaccatggc tacgggtggtg aactgcgtcg 6120
cggatcccg cactcgtttc aacagatcga cgtcggtcag cggcgcctc accgccatgt 6180
ccggcggagg cactcgttt ctctggttag cgcactggac cgcgcgcaa gacgatgaa 6240
ccgcgcggc gtctgttatc cgcgacgacg cgtagctgca ctgggaagac acttcctccc 6300
aacggaccaa gatctcatcg ggcggttcg agaaacggta tcgtctgtcc gactcccgcc 6360

- continued

gtacggcgcc	gaggcccagc	gacgacaggt	ccgcgaaccg	gcgctcgtat	tccccgtaca	6420
gctcgcaaca	gcggatcagc	cagcggtagc	tcaaaaacat	gcgcaccagt	ttgaagggtg	6480
cgtgccaatg	gtaagctaga	tagcagagaa	tggccacgat	cagcagcagc	atcacgccga	6540
tgatgggtaa	cccgacgttc	agcggcagat	cgtccatggt	gaccgtcctc	tgtccggatc	6600
tacgtcccag	tctctctctt	ttgtacagca	ctcgcgcggg	aacggccccc	tcaaccctct	6660
tacgtagcgg	gagatacggc	gttctcccgc	gggccactta	cttgcacggt	cgcttgaacg	6720
gcggttgga	ccgccacatg	taccgcatcc	atccattctg	gcagcagcgc	gttcgacgac	6780
gtcgtacgag	tcgcggatga	tgttaccccc	ccagcacctc	cgccggcaac	cgcgtcgtcg	6840
ttgctatcgt	cgccggtttc	gggcgatgac	agcgcggcgg	gcgcgggtct	cgtctcgtcc	6900
accatttcca	ccgtgtcga	gcgacagccg	ctgccgtagt	acatggcccc	gttcaacggc	6960
cgccgggccc	ggtcgcccag	ttccgggtcg	ggcacatcca	tggtctgcgc	tctgcttctc	7020
tgcgcctcgt	gggtccgacg	gcacttctca	ggataatgac	agccgcaaaa	tagatcgtgg	7080
agcatgtctc	gccaactgtc	ctggtggtaa	tatcttaagt	acgcgatgag	cgcccgcatg	7140
gccataatca	taagcgtaa	caaaacggca	cagataacgt	gaaacaccgc	ggtcacccaa	7200
gtccggcggc	gtccgggacg	cggtgggtcg	gtttctctta	cgccggcgtc	actcagccac	7260
cacacccgta	gtcgacatc	ccagaaccgg	tgaatgcgac	tcagggcctt	tcgacgccgc	7320
catttatttc	caacgtccaa	gtcccacgtc	atctctgcca	tctccacgcc	cttgactgac	7380
atactctctt	tctctctctt	agctgcggtg	aaaagagggg	aaggcgtgtg	ctgctataca	7440
actgtacaac	ggacgcgctc	gctgtttcgg	tctcaggtca	tctgcattga	ctcggcgtcc	7500
ttcatgacgc	tctgcaccgc	cttttccaag	agttcctcga	tgcccgacca	tcgaggaggc	7560
ggggctaact	cggaaaccga	cacgataggc	agcgtggctg	gctccgtcgg	cgtcgggggt	7620
cgccggacag	gacacgagag	tcccaccttc	gagagattct	ccagcccagc	ggcgcgcggc	7680
agctcgggat	tccgcgggtg	cttttgtggc	gtcggcgttt	tcgggaaggg	cctgggcgtc	7740
accggcgggt	tccagccgac	cggcttgggt	ttcgtggggc	gcgggtgttt	cttgggtggc	7800
ggcgtgctca	ggttcttaag	cggcgcgggt	atcggcgtcg	ggggcctgtg	cgacgacagc	7860
cgcggtgtgg	ggcccccggc	cggcggcgtg	ggcggccgct	tcttgcgccc	ggcggcggga	7920
gggtgcttcc	aggatggcgg	cggctgatgc	agtaccgtgt	cgacgctggc	cgaggacgac	7980
aaagagctcg	acgaggagca	atcgacgga	gatcggccga	tgctggtcgg	cgttcccggc	8040
gtggatacgt	cgccgatctc	gaatcgcgcc	ggaggaaact	cggttttata	tatcggcaga	8100
ccatcctctc	ctatgtagag	cgacgtacac	cgcggcacct	gcggcgtcgg	cggtggggtg	8160
gccacccgca	tgagcccag	ttccagatcc	agcggctcga	cgacgtcttc	tttcggaatt	8220
cgatagcagc	acgcgcaggc	accacgctta	tcagaagcag	caccocggag	ccggcctcgc	8280
gacgaagtct	cgtcggatcg	cttgcggcct	cggcgtcggg	taaataagga	aatggccagg	8340
accagggga	ccagtcgggt	accgcggagg	agcccgacgc	cgagccacag	ccacaccatg	8400
atcttctctc	ctgcttggaa	tctcaaaact	cgtgtcggga	agggccgggtg	tacggacatt	8460
tatgccttgg	atcttctggaa	acgtcatttt	ttggcaagga	atgtgtttat	tgtccaaaca	8520
ctgaggaagg	agatgtgagc	caagtccgaa	aattccttat	cacaccgggg	gcccggttacg	8580
ttccggctcg	atgctgctgc	tgttgttcta	gagccggcgc	catggccgcc	tcacggcag	8640
cttgtaccgc	ctcggccacg	ccgggtggca	tctgcggcat	ggcgggggga	gacgcgtcgg	8700

-continued

```

gcggaccgcc gggcatcgcc gtcggtgctg acggtggttg tgaactcacc gtcggtctgc 8760
acggaggttt gtccttcggt ttgctcttcg gtttatcttt cgcctacct ttcttcggtt 8820
tgggttcgga tgctgggtgt ggcggctgctg gtgggatgac gggctggtgg gactcctccg 8880
acggcggggg gacgaatact gtcggcgccg aaaccggggg actctcgact atctcgaga 8940
tcacctgtc gggatcgctg ccgtgtcccg gacgccgctg atgaccatat tgaacctatg 9000
cgtaaatcat cgtctccttg taacacgctg aacagcagcg gctacaagga cccgaaatgc 9060
atttcgagct gcacttacag ctgcagctgc agtagcgcac ccatcggcag gtgaagacgt 9120
cgattacgga gtccttgaag aattcccggg aacggatgag atacgcgcag aggaaaaatca 9180
tgaaaacaga acagccgact acggctgcca tgccgggtcc cgaaaacgta ttcggtgatc 9240
ctaccaaaca ccaaattccc agggccgctg atgttatcca ggccacaata atcgtgggaa 9300
cgccccattg gcattgccac gaaggatcgt gcacgtcgca acccatcgct actgcgttct 9360
cccacaaaag ccatcgcaact atttatccct acagcggtctg 9400

```

<210> SEQ ID NO 24

<211> LENGTH: 387

<212> TYPE: PRT

<213> ORGANISM: artificial

<220> FEATURE:

<223> OTHER INFORMATION: synthetic

<400> SEQUENCE: 24

```

Met Gly Ser Gly Ile Gly Ala Ala Ser Met Glu Phe Cys Phe Asp Val
1           5           10          15
Phe Lys Glu Leu Lys Val His His Ala Asn Glu Asn Ile Phe Tyr Cys
20          25          30
Pro Ile Ala Ile Met Ser Ala Leu Ala Met Val Tyr Leu Gly Ala Lys
35          40          45
Asp Ser Thr Arg Thr Gln Ile Asn Lys Val Val Arg Phe Asp Lys Leu
50          55          60
Pro Gly Phe Gly Asp Ser Ile Glu Ala Gln Cys Gly Thr Ser Val Asn
65          70          75          80
Val His Ser Ser Leu Arg Asp Ile Leu Asn Gln Ile Thr Lys Pro Asn
85          90          95
Asp Val Tyr Ser Phe Ser Leu Ala Ser Arg Leu Tyr Ala Glu Glu Arg
100         105         110
Tyr Pro Ile Leu Pro Glu Tyr Leu Gln Cys Val Lys Glu Leu Tyr Arg
115         120         125
Gly Gly Leu Glu Pro Ile Asn Phe Gln Thr Ala Ala Asp Gln Ala Arg
130         135         140
Glu Leu Ile Asn Ser Trp Val Glu Ser Gln Thr Asn Gly Ile Ile Arg
145         150         155         160
Asn Val Leu Gln Pro Ser Ser Val Asp Ser Gln Thr Ala Met Val Leu
165         170         175
Val Asn Ala Ile Val Phe Lys Gly Leu Trp Glu Lys Thr Phe Lys Asp
180         185         190
Glu Asp Thr Gln Ala Met Pro Phe Arg Val Thr Glu Gln Glu Ser Lys
195         200         205
Pro Val Gln Met Met Tyr Gln Ile Gly Leu Phe Arg Val Ala Ser Met
210         215         220

```

-continued

Ala Ser Glu Lys Met Lys Ile Leu Glu Leu Pro Phe Ala Ser Gly Thr
 225 230 235 240

Met Ser Met Leu Val Leu Leu Pro Asp Glu Val Ser Gly Leu Glu Gln
 245 250 255

Leu Glu Ser Ile Ile Asn Phe Glu Lys Leu Thr Glu Trp Thr Ser Ser
 260 265 270

Asn Val Met Glu Glu Arg Lys Ile Lys Val Tyr Leu Pro Arg Met Lys
 275 280 285

Met Glu Glu Lys Tyr Asn Leu Thr Ser Val Leu Met Ala Met Gly Ile
 290 295 300

Thr Asp Val Phe Ser Ser Ser Ala Asn Leu Ser Gly Ile Ser Ser Ala
 305 310 315 320

Glu Ser Leu Lys Ile Ser Gln Ala Val His Ala Ala His Ala Glu Ile
 325 330 335

Asn Glu Ala Gly Arg Glu Val Val Gly Ser Ala Glu Ala Gly Val Asp
 340 345 350

Ala Ala Ser Val Ser Glu Glu Phe Arg Ala Asp His Pro Phe Leu Phe
 355 360 365

Cys Ile Lys His Ile Ala Thr Asn Ala Val Leu Phe Phe Gly Arg Cys
 370 375 380

Val Ser Pro
 385

<210> SEQ ID NO 25
 <211> LENGTH: 498
 <212> TYPE: PRT
 <213> ORGANISM: artificial
 <220> FEATURE:
 <223> OTHER INFORMATION: synthetic

<400> SEQUENCE: 25

Met Ser Gly Gln Gly Thr Lys Arg Ser Tyr Glu Gln Met Glu Thr Asp
 1 5 10 15

Gly Glu Arg Gln Asn Ala Thr Glu Ile Arg Ala Ser Val Gly Lys Met
 20 25 30

Ile Gly Gly Ile Gly Arg Phe Tyr Ile Gln Met Cys Thr Glu Leu Lys
 35 40 45

Leu Ser Asp Tyr Glu Gly Arg Leu Ile Gln Asn Ser Leu Thr Ile Glu
 50 55 60

Arg Met Val Leu Ser Ala Phe Asp Glu Arg Arg Asn Lys Tyr Leu Glu
 65 70 75 80

Glu His Pro Ser Ala Gly Lys Asp Pro Lys Lys Thr Gly Gly Pro Ile
 85 90 95

Tyr Arg Arg Val Asn Gly Lys Trp Met Arg Glu Leu Ile Leu Tyr Asp
 100 105 110

Lys Glu Glu Ile Arg Arg Ile Trp Arg Gln Thr Asn Asn Gly Asp Asp
 115 120 125

Ala Thr Ala Gly Leu Thr His Met Met Ile Trp His Ser Asn Leu Asn
 130 135 140

Asp Ala Thr Tyr Gln Arg Thr Arg Ala Leu Val Arg Thr Gly Met Asp
 145 150 155 160

Pro Arg Met Cys Ser Leu Met Gln Gly Ser Thr Leu Pro Arg Arg Ser
 165 170 175

Gly Ala Ala Gly Ala Ala Val Lys Gly Val Gly Thr Met Val Met Glu

-continued

180					185					190					
Leu	Val	Arg	Met	Ile	Lys	Arg	Gly	Ile	Asn	Asp	Arg	Asn	Phe	Trp	Arg
	195						200					205			
Gly	Glu	Asn	Gly	Arg	Lys	Thr	Arg	Ile	Ala	Tyr	Glu	Arg	Met	Cys	Asn
	210					215					220				
Ile	Leu	Lys	Gly	Lys	Phe	Gln	Thr	Ala	Ala	Gln	Lys	Ala	Met	Met	Asp
	225					230					235				240
Gln	Val	Arg	Glu	Ser	Arg	Asn	Pro	Gly	Asn	Ala	Glu	Phe	Glu	Asp	Leu
				245					250					255	
Thr	Phe	Leu	Ala	Arg	Ser	Ala	Leu	Ile	Leu	Arg	Gly	Ser	Val	Ala	His
		260					265						270		
Lys	Ser	Cys	Leu	Pro	Ala	Cys	Val	Tyr	Gly	Pro	Ala	Val	Ala	Ser	Gly
		275					280					285			
Tyr	Asp	Phe	Glu	Arg	Glu	Gly	Tyr	Ser	Leu	Val	Gly	Ile	Asp	Pro	Phe
	290					295					300				
Arg	Leu	Leu	Gln	Asn	Ser	Gln	Val	Tyr	Ser	Leu	Ile	Arg	Pro	Asn	Glu
	305					310					315				320
Asn	Pro	Ala	His	Lys	Ser	Gln	Leu	Val	Trp	Met	Ala	Cys	His	Ser	Ala
				325					330					335	
Ala	Phe	Glu	Asp	Leu	Arg	Val	Leu	Ser	Phe	Ile	Lys	Gly	Thr	Lys	Val
		340						345					350		
Leu	Pro	Arg	Gly	Lys	Leu	Ser	Thr	Arg	Gly	Val	Gln	Ile	Ala	Ser	Asn
	355						360					365			
Glu	Asn	Met	Asp	Ala	Met	Glu	Ser	Ser	Thr	Leu	Glu	Leu	Arg	Ser	Arg
	370					375					380				
Tyr	Trp	Ala	Ile	Arg	Thr	Arg	Ser	Gly	Gly	Asn	Thr	Asn	Gln	Gln	Arg
	385					390					395				400
Ala	Ser	Ala	Gly	Gln	Ile	Ser	Ile	Gln	Pro	Thr	Phe	Ser	Val	Gln	Arg
			405						410					415	
Asn	Leu	Pro	Phe	Asp	Arg	Thr	Thr	Ile	Met	Ala	Ala	Phe	Asn	Gly	Asn
		420					425						430		
Thr	Glu	Gly	Arg	Thr	Ser	Asp	Met	Arg	Thr	Glu	Ile	Ile	Arg	Met	Met
		435					440					445			
Glu	Ser	Ala	Arg	Pro	Glu	Asp	Val	Ser	Phe	Gln	Gly	Arg	Gly	Val	Phe
	450					455					460				
Glu	Leu	Ser	Asp	Glu	Lys	Ala	Ala	Ser	Pro	Ile	Val	Pro	Ser	Phe	Asp
	465					470					475				480
Met	Ser	Asn	Glu	Gly	Ser	Tyr	Phe	Phe	Gly	Asp	Asn	Ala	Glu	Glu	Tyr
			485						490					495	

Asp Asn

<210> SEQ ID NO 26

<211> LENGTH: 99

<212> TYPE: PRT

<213> ORGANISM: artificial

<220> FEATURE:

<223> OTHER INFORMATION: synthetic

<400> SEQUENCE: 26

Met	Arg	Ala	Thr	Val	Gly	Leu	Val	Glu	Ala	Ile	Gly	Ile	Arg	Glu	Leu
1				5					10					15	

Arg	Gln	His	Ala	Ser	Arg	Tyr	Leu	Ala	Arg	Val	Glu	Ala	Gly	Glu	Glu
			20					25					30		

-continued

Leu Gly Val Thr Asn Lys Gly Arg Leu Val Ala Arg Leu Ile Pro Val
 35 40 45

Gln Ala Ala Glu Arg Ser Arg Glu Ala Leu Ile Glu Ser Gly Val Leu
 50 55 60

Ile Pro Ala Arg Arg Pro Gln Asn Leu Leu Asp Val Thr Ala Glu Pro
 65 70 75 80

Ala Arg Gly Arg Lys Arg Thr Leu Ser Asp Val Leu Asn Glu Met Arg
 85 90 95

Asp Glu Gln

<210> SEQ ID NO 27
 <211> LENGTH: 345
 <212> TYPE: PRT
 <213> ORGANISM: artificial
 <220> FEATURE:
 <223> OTHER INFORMATION: synthetic

<400> SEQUENCE: 27

Met Ala Trp Arg Ser Gly Leu Cys Glu Thr Asp Ser Arg Thr Leu Lys
 1 5 10 15

Gln Phe Leu Gln Glu Glu Cys Met Trp Lys Leu Val Gly Lys Ser Arg
 20 25 30

Lys His Arg Glu Tyr Arg Ala Val Ala Cys Arg Ser Thr Ile Phe Ser
 35 40 45

Pro Glu Asp Asp Gly Ser Cys Ile Leu Cys Gln Leu Leu Leu Leu Tyr
 50 55 60

Arg Asp Gly Glu Trp Ile Leu Cys Leu Cys Cys Asn Gly Arg Tyr Gln
 65 70 75 80

Gly His Tyr Gly Val Gly His Val His Arg Arg Arg Arg Arg Ile Cys
 85 90 95

His Leu Pro Thr Leu Tyr Gln Leu Ser Phe Gly Gly Pro Leu Gly Pro
 100 105 110

Ala Ser Ile Asp Phe Leu Pro Ser Phe Ser Gln Val Thr Ser Ser Met
 115 120 125

Thr Cys Asp Gly Ile Thr Pro Asp Val Ile Tyr Glu Val Cys Met Leu
 130 135 140

Val Pro Gln Asp Glu Ala Lys Arg Ile Leu Val Lys Gly His Gly Ala
 145 150 155 160

Met Asp Leu Thr Cys Gln Lys Ala Val Thr Leu Gly Gly Ala Gly Ala
 165 170 175

Trp Leu Leu Pro Arg Pro Glu Gly Tyr Thr Leu Phe Phe Tyr Ile Leu
 180 185 190

Cys Tyr Asp Leu Phe Thr Ser Cys Gly Asn Arg Cys Asp Ile Pro Ser
 195 200 205

Met Thr Arg Leu Met Ala Ala Ala Thr Ala Cys Gly Gln Ala Gly Cys
 210 215 220

Ser Phe Cys Thr Asp His Glu Gly His Val Asp Pro Thr Gly Asn Tyr
 225 230 235 240

Val Gly Cys Thr Pro Asp Met Gly Arg Cys Leu Cys Tyr Val Pro Cys
 245 250 255

Gly Pro Met Thr Gln Ser Leu Ile His Asn Asp Glu Pro Ala Thr Phe
 260 265 270

Phe Cys Glu Ser Asp Asp Ala Lys Tyr Leu Cys Ala Val Gly Ser Lys
 275 280 285

-continued

Thr Ala Ala Gln Val Thr Leu Gly Asp Gly Leu Asp Tyr His Ile Gly
 290 295 300

Val Lys Asp Ser Glu Gly Arg Trp Leu Pro Val Lys Thr Asp Val Trp
 305 310 315 320

Asp Leu Val Lys Val Glu Glu Pro Val Ser Arg Met Ile Val Cys Ser
 325 330 335

Cys Pro Val Leu Lys Asn Leu Val His
 340 345

<210> SEQ ID NO 28
 <211> LENGTH: 12
 <212> TYPE: PRT
 <213> ORGANISM: artificial
 <220> FEATURE:
 <223> OTHER INFORMATION: synthetic

<400> SEQUENCE: 28

Val Thr Leu Gly Gly Ala Gly Ala Trp Leu Leu Pro
 1 5 10

<210> SEQ ID NO 29
 <211> LENGTH: 190
 <212> TYPE: PRT
 <213> ORGANISM: artificial
 <220> FEATURE:
 <223> OTHER INFORMATION: synthetic

<400> SEQUENCE: 29

Met Gly Gly Glu Leu Cys Lys Arg Ile Cys Cys Glu Phe Gly Thr Thr
 1 5 10 15

Ser Gly Glu Pro Leu Lys Asp Ala Leu Gly Arg Gln Val Ser Leu Arg
 20 25 30

Ser Tyr Asp Asn Ile Pro Pro Thr Ser Ser Ser Asp Glu Gly Glu Asp
 35 40 45

Asp Asp Asp Gly Glu Asp Asp Asp Asn Glu Glu Arg Gln Gln Lys Leu
 50 55 60

Arg Leu Cys Gly Ser Gly Cys Gly Gly Asn Asp Ser Ser Ser Gly Ser
 65 70 75 80

His Arg Glu Ala Thr His Asp Gly Pro Lys Lys Asn Ala Val Arg Ser
 85 90 95

Thr Phe Arg Glu Asp Lys Ala Pro Lys Pro Ser Lys Gln Ser Lys Lys
 100 105 110

Lys Lys Lys Pro Ser Lys His His His His Gln Gln Ser Ser Ile Met
 115 120 125

Gln Glu Thr Asp Asp Leu Asp Glu Glu Asp Thr Ser Ile Tyr Leu Ser
 130 135 140

Pro Pro Pro Val Pro Pro Val Gln Val Val Ala Lys Arg Leu Pro Arg
 145 150 155 160

Pro Asp Thr Pro Arg Thr Pro Arg Gln Lys Lys Ile Ser Gln Arg Pro
 165 170 175

Pro Thr Pro Gly Thr Lys Lys Pro Ala Ala Pro Leu Ser Phe
 180 185 190

<210> SEQ ID NO 30
 <211> LENGTH: 345
 <212> TYPE: PRT
 <213> ORGANISM: artificial

-continued

```

<220> FEATURE:
<223> OTHER INFORMATION: syntehtic

<400> SEQUENCE: 30

Met Ala Thr Ser Arg Leu Ser Val Lys Ser Leu Arg Ser Ile Ser Arg
1          5          10          15
Phe Val Gln Trp Glu Cys Cys Trp Met Leu Val Asn Lys Ser Ala Arg
20          25          30
Tyr Arg Glu Phe Arg Ala Val Thr Ser Gln Ser Pro Gly Leu Gly Lys
35          40          45
Val Ser Ser Thr Asp Asp Gly Arg Cys Leu Ala Ala Ser Met Met Leu
50          55          60
Phe Arg Arg Asp Gly Asn Phe Val Leu Cys Leu Val Val Asn Lys Glu
65          70          75          80
Pro Val Gly Gln Phe Gly Cys Ser Gly Met Arg Arg Glu Lys Met Val
85          90          95
Ile Asp Gly Leu Gln Glu Pro Val Tyr Val Met Arg Leu Leu Ala Pro
100         105         110
Leu Ile Pro Val Lys Leu Gly Phe Ser Pro Tyr Met Leu Pro Pro Lys
115         120         125
Ser Ile Gly Gly Ser Gly Gly Leu Asp Pro Ser Val Ile Tyr Gln Asn
130         135         140
Ala Ser Val Val Thr Pro Glu Glu Ala Ala Thr Val Thr Met Gln Gly
145         150         155         160
Ser Gly Ile Val Thr Val Gly Leu Ser Gly Val Gly Ser Trp Val Gln
165         170         175
Ile Lys Asp Gly Gly Asn Met Lys Leu Phe Val Phe Ala Leu Cys Phe
180         185         190
Asp Val Phe Thr Ala Cys Cys Asp Arg Leu Ala Phe Pro Ser Leu Ala
195         200         205
Lys Ile Tyr Ser Glu Thr Val Ser Cys Glu Ala Asp Lys Cys Gly Phe
210         215         220
Cys Arg Asp Ser Gly Arg His Val Asp Pro Thr Gly Arg Phe Val Gly
225         230         235         240
Cys Val Pro Asp Ser Gly Val Cys Leu Cys Tyr Ser Pro Cys Arg Gly
245         250         255
Thr Asp Ala Ala Val Ser Val Arg Ser Trp Leu Pro Tyr Leu Glu Leu
260         265         270
Glu Asp Gly Ala Asn Thr His Ser Leu Phe Val Arg Arg Tyr Asp Gly
275         280         285
Arg Lys Gly Leu Pro Ala Thr Ile Ser Asp Tyr Leu Gly Ala Arg Asn
290         295         300
Ser Glu Gly Asp Glu Ile Pro Leu Arg Thr Glu Pro Trp Gln Leu Leu
305         310         315         320
Lys Ile Glu Pro Thr Leu Ser Ala Met Ile Ile Met Ala Cys Pro Leu
325         330         335
Leu Lys Lys Ile Val Leu Glu His Met
340         345

<210> SEQ ID NO 31
<211> LENGTH: 353
<212> TYPE: PRT
<213> ORGANISM: artificial
<220> FEATURE:

```

-continued

<223> OTHER INFORMATION: synthetic

<400> SEQUENCE: 31

Met Tyr Pro Tyr Asp Val Pro Asp Tyr Ala Thr Ser Arg Leu Ser Val
 1 5 10 15

Lys Ser Leu Arg Ser Ile Ser Arg Phe Val Gln Trp Glu Cys Cys Trp
 20 25 30

Met Leu Val Asn Lys Ser Ala Arg Tyr Arg Glu Phe Arg Ala Val Thr
 35 40 45

Ser Gln Ser Pro Gly Leu Gly Lys Val Ser Ser Thr Asp Asp Gly Arg
 50 55 60

Cys Leu Ala Ala Ser Met Met Leu Phe Arg Arg Asp Gly Asn Phe Val
 65 70 75 80

Leu Cys Leu Val Val Asn Lys Glu Pro Val Gly Gln Phe Gly Cys Ser
 85 90 95

Gly Met Arg Arg Glu Lys Met Val Ile Asp Gly Leu Gln Glu Pro Val
 100 105 110

Tyr Val Met Arg Leu Leu Ala Pro Leu Ile Pro Val Lys Leu Gly Phe
 115 120 125

Ser Pro Tyr Met Leu Pro Pro Lys Ser Ile Gly Gly Ser Gly Gly Leu
 130 135 140

Asp Pro Ser Val Ile Tyr Gln Asn Ala Ser Val Val Thr Pro Glu Glu
 145 150 155 160

Ala Ala Thr Val Thr Met Gln Gly Ser Gly Ile Val Thr Val Gly Leu
 165 170 175

Ser Gly Val Gly Ser Trp Val Gln Ile Lys Asp Gly Gly Asn Met Lys
 180 185 190

Leu Phe Val Phe Ala Leu Cys Phe Asp Val Phe Thr Ala Cys Cys Asp
 195 200 205

Arg Leu Ala Phe Pro Ser Leu Ala Lys Ile Tyr Ser Glu Thr Val Ser
 210 215 220

Cys Glu Ala Asp Lys Cys Gly Phe Cys Arg Asp Ser Gly Arg His Val
 225 230 235 240

Asp Pro Thr Gly Arg Phe Val Gly Cys Val Pro Asp Ser Gly Val Cys
 245 250 255

Leu Cys Tyr Ser Pro Cys Arg Gly Thr Asp Ala Ala Val Ser Val Arg
 260 265 270

Ser Trp Leu Pro Tyr Leu Glu Leu Glu Asp Gly Ala Asn Thr His Ser
 275 280 285

Leu Phe Val Arg Arg Tyr Asp Gly Arg Lys Gly Leu Pro Ala Thr Ile
 290 295 300

Ser Asp Tyr Leu Gly Ala Arg Asn Ser Glu Gly Asp Glu Ile Pro Leu
 305 310 315 320

Arg Thr Glu Pro Trp Gln Leu Leu Lys Ile Glu Pro Thr Leu Ser Ala
 325 330 335

Met Ile Ile Met Ala Cys Pro Leu Leu Lys Lys Ile Val Leu Glu His
 340 345 350

Met

<210> SEQ ID NO 32

<211> LENGTH: 179

<212> TYPE: DNA

<213> ORGANISM: artificial

-continued

```

<220> FEATURE:
<223> OTHER INFORMATION: synthetic

<400> SEQUENCE: 32

gaccgcgcca cagcagagcc agcaccagca gaagagccag caccagcggg cccagagtgc      60
caaagcgcgc gggcagccac ggcccagact gcggtcgcga tggcccggag cgcgctcgcc      120
accacgatga cgggtgccaa cgataaccag tccgctcccc caccgacgcc accgcccgat      179

<210> SEQ ID NO 33
<211> LENGTH: 38
<212> TYPE: DNA
<213> ORGANISM: artificial
<220> FEATURE:
<223> OTHER INFORMATION: synthetic

<400> SEQUENCE: 33

atgtctagcg ttttctcaac agcattcgtg cgccttga                                38

<210> SEQ ID NO 34
<211> LENGTH: 252
<212> TYPE: DNA
<213> ORGANISM: artificial
<220> FEATURE:
<223> OTHER INFORMATION: synthetic

<400> SEQUENCE: 34

cacgcgcctgg cccagcgcgc cctgcgggac cggttccaaa acttogaggc cgtgctggcc      60
cggggcatgc acgtggaggc cggccggcag gagcccgaga cccccgggt gagcggccgg      120
cgggtgcctc tcgacgacct gtgatccgga ggacgacggc tcgtgtatct tgtgccaaatt      180
gctgttgctc taccgcgacg gcaaatggat cctctgtctt tgetgcaacg gccgttatca      240
aggccactat gg                                                    252

<210> SEQ ID NO 35
<211> LENGTH: 67
<212> TYPE: DNA
<213> ORGANISM: artificial
<220> FEATURE:
<223> OTHER INFORMATION: synthetic

<400> SEQUENCE: 35

ctgggtcgcc aacagcgcga acgagtacgt cgtcagctcc gtgccccgcc ccgtcagctcc      60
gtagaag                                                    67

```

1. A beta-herpesvirus, preferably a recombinant beta-herpesvirus, wherein the beta-herpesvirus is spread-deficient.

2. The beta-herpesvirus according to claim 1, wherein the beta-herpesvirus is endotheliotropic and/or has a wild type-like virion surface.

3. The beta-herpesvirus according to claim 1, wherein the beta-herpesvirus is endotheliotropic and has a wild type-like virion surface.

4. The beta-herpesvirus according to claim 1, wherein the beta-herpesvirus is suitable to or capable of inducing an immune response, wherein preferably the immune response comprises neutralizing antibodies against beta-herpesvirus and CD4⁺ and CD8⁺ T-cells directed against epitopes of beta-herpesvirus.

5. The beta-herpesvirus according to claim 4, wherein the immune response comprises neutralizing antibodies, wherein beta-herpesvirus is prevented from infecting endothelial cells and/or epithelial cells by the neutralizing antibodies.

6. The beta-herpesvirus according to claim 5, wherein beta-herpesvirus which is prevented from infecting endothelial cells and/or epithelial cells by the neutralizing antibodies, is a pathogen, preferably a human pathogen.

7. The beta-herpesvirus according to claim 1, wherein the beta-herpesvirus is a human beta-herpesvirus.

8. The beta-herpesvirus according to claim 1, wherein the beta-herpesvirus is a cytomegalovirus.

9. The beta-herpesvirus according to claim 7, wherein the beta-herpesvirus is a human cytomegalovirus.

10. The beta-herpesvirus according to claim 1, preferable claim 9, wherein the beta-herpesvirus is deficient in at least one gene product involved in primary and/or secondary envelopment.

11. The beta-herpesvirus according to claim 10, wherein the at least one gene product is involved in primary envelopment

12. The beta-herpesvirus according to claim 11, wherein the at least one gene product is encoded by a gene selected from the group comprising UL50 and UL 53 and homologs of each thereof.

13. The beta-herpesvirus according to claim 10, wherein the at least one gene product is involved in secondary envelopment.

14. The beta-herpesvirus according to claim 13, wherein the at least one gene product is encoded by a gene selected from the group comprising UL94 and UL99 and homologs each thereof.

15. The beta-herpesvirus according to claim 1, wherein the beta-herpesvirus comprises a nucleotide sequence, wherein the nucleotide sequence comprises a first nucleic acid sequence represented by nucleotides 1 to 122630 of the nucleotide sequence according to SEQ.ID.NO:20, a second nucleotide sequence represented by nucleotides 123668 to 181652 of the nucleotide sequence according to SEQ.ID.NO:20 and a third nucleotide sequence represented by nucleotides 189192 to 233681 of the nucleotide sequence according to SEQ.ID.NO:20 and wherein nucleotide 122630 of the nucleotide sequence according to SEQ.ID.NO:20 is covalently linked to nucleotide 123668 of the nucleotide sequence according to SEQ.ID.NO:20 and wherein nucleotide 181652 of the nucleotide sequence according to SEQ.ID.NO:20 is covalently linked to nucleotide 189192 of the nucleotide sequence according to SEQ.ID.NO:20.

16. The beta-herpesvirus according to claim 1, wherein the beta-herpesvirus comprises a nucleotide sequence, wherein the nucleotide sequence comprises a first nucleic acid sequence represented by nucleotides 1 to 122630 of the nucleotide sequence according to SEQ.ID.NO:20, a second nucleotide sequence represented by nucleotides 123668 to 181652 of the nucleotide sequence according to SEQ.ID.NO:20, a third nucleotide sequence represented by nucleotides 189192 to 233681 of the nucleotide sequence according to SEQ.ID.NO:20 and a fourth nucleotide sequence comprising a nucleotide sequence according to SEQ.ID.NO:34.

17. The beta-herpesvirus according to claim 16, wherein nucleotide 122630 of the nucleotide sequence according to SEQ.ID.NO:20 is covalently linked to nucleotide 1 of the nucleotide sequence according to SEQ.ID.No: 34, wherein nucleotide 252 of the nucleotide sequence according to SEQ.ID.No: 34 is covalently linked to nucleotide 123668 of the nucleotide sequence according to SEQ.ID.NO:20 and wherein nucleotide 181652 of the nucleotide sequence according to SEQ.ID.NO:20 is covalently linked to nucleotide 189192 of the nucleotide sequence according to SEQ.ID.NO:20.

18. The beta-herpesvirus according to claim 1, wherein the beta-herpesvirus comprises a nucleotide sequence, wherein the nucleotide sequence comprises a first nucleic acid sequence represented by nucleotides 1 to 122630 of the nucleotide sequence according to SEQ.ID.NO:20, a second nucleotide sequence represented by nucleotides 123668 to 130670 of the nucleotide sequence according to SEQ.ID.NO:20, a third nucleotide sequence represented by nucleotides

131243 to 181652 of the nucleotide sequence according to SEQ.ID.NO:20 and a fourth nucleotide sequence represented by nucleotides 189192 to 233681 of the nucleotide sequence according to SEQ.ID.NO:20 and wherein nucleotide 122630 of the nucleotide sequence according to SEQ.ID.NO:20 is covalently linked to nucleotide 123668 of the nucleotide sequence according to SEQ.ID.NO:20, wherein the nucleotide 130670 of the nucleotide sequence according to SEQ.ID.NO:20 is covalently linked to the nucleotide 131243 of the nucleotide sequence according to SEQ.ID.NO:20 and wherein the nucleotide 181652 of the nucleotide sequence according to SEQ.ID.NO:20 is covalently linked to the nucleotide 189192 of the nucleotide sequence according to SEQ.ID.NO:20.

19. The beta-herpesvirus according to claim 1, wherein the beta-herpesvirus comprises a nucleotide sequence, wherein the nucleotide sequence comprises a first nucleic acid sequence represented by nucleotides 1 to 122630 of the nucleotide sequence according to SEQ.ID.NO:20, a second nucleotide sequence represented by nucleotides 123668 to 130670 of the nucleotide sequence according to SEQ.ID.NO:20, a third nucleotide sequence represented by nucleotides 131243 to 181652 of the nucleotide sequence according to SEQ.ID.NO:20, a fourth nucleotide sequence represented by nucleotides 189192 to 233681 of the nucleotide sequence according to SEQ.ID.NO:20, a fifth nucleotide sequence comprising a nucleotide sequence according to SEQ.ID.No: 34 and a sixth nucleotide sequence comprising a nucleotide sequence according to SEQ.ID.No: 35.

20. The beta-herpesvirus according to claim 19, wherein nucleotide 122630 of the nucleotide sequence according to SEQ.ID.NO:20 is covalently linked to nucleotide 1 of the nucleotide sequence according to SEQ.ID.No: 34, wherein nucleotide 252 of the nucleotide sequence according to SEQ.ID.No: 34 is covalently linked to nucleotide 123668 of the nucleotide sequence according to SEQ.ID.NO:20, wherein nucleotide 130670 of the nucleotide sequence according to SEQ.ID.NO:20 is covalently linked to nucleotide 1 of the nucleotide sequence according to SEQ.ID.No: 35, wherein nucleotide 67 of the nucleotide sequence according to SEQ.ID.No:35 is covalently linked to nucleotide 131243 of the nucleotide sequence according to SEQ.ID.No: 20, and wherein nucleotide 181652 of the nucleotide sequence according to SEQ.ID.NO:20 is covalently linked to nucleotide 189192 of the nucleotide sequence according to SEQ.ID.NO:20.

21. The beta-herpesvirus according to claim 1, wherein the beta-herpesvirus comprises a nucleotide sequence, wherein the nucleotide sequence comprises a first nucleic acid sequence represented by nucleotides 1 to 58442 of the nucleotide sequence according to SEQ.ID.NO:20, a second nucleotide sequence represented by nucleotides 59623 to 181652 of the nucleotide sequence according to SEQ.ID.NO:20 and a third nucleotide sequence represented by nucleotides 189192 to 233681 of the nucleotide sequence according to SEQ.ID.NO:20 and wherein nucleotide 58442 of the nucleotide sequence according to SEQ.ID.NO:20 is covalently linked to nucleotide 59623 of the nucleotide sequence according to SEQ.ID.NO:20 and wherein nucleotide 181652 of the nucleotide sequence according to SEQ.ID.NO:20 is covalently linked to the nucleotide 189192 of the nucleotide sequence according to SEQ.ID.NO:20.

22. The beta-herpesvirus according to claim 1, wherein the beta-herpesvirus comprises a nucleotide sequence, wherein

the nucleotide sequence comprises a first nucleic acid sequence represented by nucleotides 1 to 58442 of the nucleotide sequence according to SEQ.ID.NO:20, a second nucleotide sequence represented by nucleotides 59623 to 181652 of the nucleotide sequence according to SEQ.ID.NO:20, a third nucleotide sequence represented by nucleotides 189192 to 233681 of the nucleotide sequence according to SEQ.ID.NO:20 and a fourth nucleotide sequence comprising a nucleotide sequence according to SEQ.ID.No: 32.

23. The beta-herpesvirus according to claim **22**, wherein nucleotide 58442 of the nucleotide sequence according to SEQ.ID.NO:20 is covalently linked to nucleotide 1 of the nucleotide sequence according to SEQ.ID.No: 32, wherein nucleotide 179 of the nucleotide sequence according to SEQ.ID.No: 32 is covalently linked to nucleotide 59623 of the nucleotide sequence according to SEQ.ID.NO:20 and wherein nucleotide 181652 of the nucleotide sequence according to SEQ.ID.NO:20 is covalently linked to nucleotide 189192 of the nucleotide sequence according to SEQ.ID.NO:20.

24. The beta-herpesvirus according to claim **1**, wherein the beta-herpesvirus comprises a nucleotide sequence, wherein the nucleotide sequence comprises a first nucleic acid sequence represented by nucleotides 1 to 62129 of the nucleotide sequence according to SEQ.ID.NO:20, a second nucleotide sequence represented by nucleotides 63261 to 181652 of the nucleotide sequence according to SEQ.ID.NO:20 and a third nucleotide sequence represented by nucleotides 189192 to 233681 of the nucleotide sequence according to SEQ.ID.NO:20 and wherein nucleotide 62129 of the nucleotide sequence according to SEQ.ID.NO:20 is covalently linked to nucleotide 63261 of the nucleotide sequence according to SEQ.ID.NO:20 and wherein the nucleotide 181652 of the nucleotide sequence according to SEQ.ID.NO:20 is covalently linked to the nucleotide 189192 of the nucleotide sequence according to SEQ.ID.NO:20.

25. The beta-herpesvirus according to claim **1**, wherein the beta-herpesvirus comprises a nucleotide sequence, wherein the nucleotide sequence comprises a first nucleic acid sequence represented by nucleotides 1 to 62129 of the nucleotide sequence according to SEQ.ID.NO:20, a second nucleotide sequence represented by nucleotides 63261 to 181652 of the nucleotide sequence according to SEQ.ID.NO:20, a third nucleotide sequence represented by nucleotides 189192 to 233681 of the nucleotide sequence according to SEQ.ID.NO:20 and a fourth nucleotide sequence comprising a nucleotide sequence according to SEQ.ID.No: 33.

26. The beta-herpesvirus according to claim **25**, wherein nucleotide 62129 of the nucleotide sequence according to SEQ.ID.NO:20 is covalently linked to nucleotide 1 of the nucleotide sequence according to SEQ.ID.No: 33, wherein nucleotide 38 of the nucleotide sequence according to SEQ.ID.No: 33 is covalently linked to nucleotide 63261 of the nucleotide sequence according to SEQ.ID.NO:20 and wherein nucleotide 181652 of the nucleotide sequence according to SEQ.ID.NO:20 is covalently linked to nucleotide 189192 of the nucleotide sequence according to SEQ.ID.NO:20.

27. The beta-herpesvirus according to claim **1**, wherein the beta-herpesvirus comprises a nucleotide sequence, wherein the nucleotide sequence comprises a first nucleic acid sequence represented by nucleotides 1 to 58442 of the nucleotide sequence according to SEQ.ID.NO:20, a second nucleotide sequence represented by nucleotides 59623 to 62129 of

the nucleotide sequence according to SEQ.ID.NO:20, a third nucleotide sequence represented by nucleotides 632161 to 181652 of the nucleotide sequence according to SEQ.ID.NO:20 and a fourth nucleotide sequence represented by nucleotides 189192 to 233681 of the nucleotide sequence according to SEQ.ID.NO:20 and wherein nucleotide 58442 of the nucleotide sequence according to SEQ.ID.NO:20 is covalently linked to nucleotide 59623 of the nucleotide sequence according to SEQ.ID.NO:20, wherein the nucleotide 62129 of the nucleotide sequence according to SEQ.ID.NO:20 is covalently linked to the nucleotide 63261 of the nucleotide sequence according to SEQ.ID.NO:20 and wherein the nucleotide 181652 of the nucleotide sequence according to SEQ.ID.NO:20 is covalently linked to the nucleotide 189192 of the nucleotide sequence according to SEQ.ID.NO:20.

28. The beta-herpesvirus according to claim **1**, wherein the beta-herpesvirus comprises a nucleotide sequence, wherein the nucleotide sequence comprises a first nucleic acid sequence represented by nucleotides 1 to 58442 of the nucleotide sequence according to SEQ.ID.NO:20, a second nucleotide sequence represented by nucleotides 59623 to 62129 of the nucleotide sequence according to SEQ.ID.NO:20, a third nucleotide sequence represented by nucleotides 63261 to 181652 of the nucleotide sequence according to SEQ.ID.NO:20, a fourth nucleotide sequence represented by nucleotides 189192 to 233681 of the nucleotide sequence according to SEQ.ID.NO:20, a fifth nucleotide sequence comprising a nucleotide sequence according to SEQ.ID.No: 32 and a sixth nucleotide sequence comprising a nucleotide sequence according to SEQ.ID.No: 33.

29. The beta-herpesvirus according to claim **28**, wherein nucleotide 58442 of the nucleotide sequence according to SEQ.ID.NO:20 is covalently linked to nucleotide 1 of the nucleotide sequence according to SEQ.ID.No: 32, wherein nucleotide 179 of the nucleotide sequence according to SEQ.ID.No: 32 is covalently linked to nucleotide 59623 of the nucleotide sequence according to SEQ.ID.NO:20, wherein nucleotide 62129 of the nucleotide sequence according to SEQ.ID.NO:20 is covalently linked to nucleotide 1 of the nucleotide sequence according to SEQ.ID.No: 33, wherein nucleotide 38 of the nucleotide sequence according to SEQ.ID.No:33 is covalently linked to nucleotide 63261 of the nucleotide sequence according to SEQ.ID.No: 20, and wherein nucleotide 181652 of the nucleotide sequence according to SEQ.ID.NO:20 is covalently linked to nucleotide 189192 of the nucleotide sequence according to SEQ.ID.NO:20.

30. The beta-herpesvirus according to claim **1**, wherein the beta-herpesvirus comprises one or more genes selected from the group comprising UL133, UL134, UL135, UL136, UL137, UL138, UL139, UL140, UL141, UL142, UL143, UL144 and UL145

31. The beta-herpesvirus according to claim **1**, wherein the beta herpesvirus comprises the nucleotide sequence according to SEQ.ID.NO:23.

32. The beta-herpesvirus according to claim **1**, wherein the beta-herpesvirus is deficient in at least one gene product encoded by an immune evasive gene.

33. The beta-herpesvirus according to claim **32**, wherein the at least one gene product encoded by an immune evasive gene is selected from the group comprising gene products regulating MHC class I presentation and gene products regulating NK cell response.

34. The beta-herpesvirus according to claim 33, wherein the at least one gene product encoded by an immune evasive gene is a gene product regulating MHC class I presentation.

35. The beta-herpesvirus according to claim 34, wherein the gene product regulating MHC class I presentation is selected from the group comprising US6, US3, US2, UL18, US11, UL83 and UL40.

36. The beta-herpesvirus according to claim 33, wherein the at least one gene product encoded by an immune evasive gene is a gene product regulating NK cell response.

37. The beta-herpesvirus according to claim 36, wherein the gene product regulating NK cell response is selected from the group comprising gene products encoded by the genes UL40, UL16 and UL18.

38. The beta-herpesvirus according to claim 1, wherein the beta-herpesvirus encodes a heterologous nucleic acid.

39. The beta-herpesvirus according to claim 41, wherein the heterologous nucleic acid is a functional nucleic acid, preferably selected from the group comprising antisense molecules, ribozymes and RNA interference mediating nucleic acids.

40. The beta-herpesvirus according to claim 38, wherein the nucleic acid is a nucleic acid coding for a peptide, oligopeptide, polypeptide or protein.

41. The beta-herpesvirus according to claim 40, wherein the peptide, oligopeptide, polypeptide or protein comprises at least one antigen.

42. The beta-herpesvirus according to claim 41, wherein the antigen is an antigen selected from the group comprising viral antigens, bacterial antigens and parasite antigens.

43. The beta-herpesvirus according to claim 1 for or suitable for use in a method for the treatment of a subject and/or for use in a method for the vaccination of a subject.

44. The beta-herpesvirus according to claim 43, wherein the subject is a mammal, preferably a human.

45. The beta-herpesvirus according to claim 43, wherein the beta-herpesvirus is human cytomegalovirus.

46. The beta-herpesvirus according to claim 43, wherein the subject is suffering from a disease or is at risk of suffering from a disease.

47. The beta-herpesvirus according to claim 43, wherein the vaccination is a vaccination against a disease.

48. The beta-herpesvirus according to claim 46, wherein the disease is a disease or condition which is associated with beta-herpesvirus infection, preferably human cytomegalovirus infection.

49. The beta-herpesvirus according to claim 48, wherein the disease or condition is selected from the group comprising congenital inclusion disease.

50. The beta-herpesvirus according to claim 43, wherein the subject is a pregnant female or female of reproductive age, preferably a pregnant woman or a woman of reproductive age.

51. The beta-herpesvirus according to claim 50, wherein the treatment is or is suitable for or capable of preventing the transfer of a beta-herpesvirus, preferably human cytomegalovirus, from the female to a fetus and/or to an embryo carried or to be carried in the future by the female.

52. The beta-herpesvirus according to claim 50, wherein the treatment is for or is suitable for the generation of or capable of generating an immune response in the female body or the immune response in the female body, whereby preferably such immune response confers protection to a fetus and/or to an embryo carried or to be carried in the future by the

female against beta-herpesvirus, preferably human cytomegalovirus, and/or a disease or condition associated with beta-herpesvirus infection, preferably human cytomegalovirus infection.

53. Use of a beta-herpesvirus according to claim 1, for the manufacture of a medicament.

54. Use according to claim 53, wherein the medicament is for the treatment and/or prevention of beta-herpesvirus infection.

55. Use according to claim 53, wherein the medicament is for the treatment and/or prevention of a disease or condition associated with beta-herpesvirus infection, preferably human cytomegalovirus infection.

56. Use of a beta-herpesvirus according to claim 1, for the manufacture of a vaccine.

57. Use according to claim 56, wherein the vaccine is for the treatment and/or prevention of beta-herpesvirus infection.

58. Use according to claim 57, wherein the vaccine is for the treatment and/or prevention of a disease or condition associated with beta-herpesvirus infection, preferably human cytomegalovirus infection.

59. Use according to claim 56, wherein the vaccine is or is suitable for the administration to a subject, whereby the subject is selected from the group comprising a pregnant female, a female of reproductive age, a donor of a transplant, a recipient of a transplant and a subject being infected with HIV or being at risk of being infected with HIV.

60. Use according to claim 59, wherein the donor is a potential donor and/or the recipient is a potential recipient.

61. A nucleic acid coding for a beta-herpesvirus according to claim 1.

62. A vector comprising the nucleic acid according to claim 61.

63. A vector comprising the nucleic acid according to claim 62, wherein the vector comprises a nucleotide sequence, wherein the nucleotide sequence comprises a first nucleic acid sequence represented by nucleotides 1 to 122630 of the nucleotide sequence according to SEQ.ID.NO:20, a second nucleotide sequence represented by nucleotides 123668 to 233681 of the nucleotide sequence according to SEQ.ID.NO:20 and wherein nucleotide 122630 of the nucleotide sequence according to SEQ.ID.NO:20 is covalently linked to nucleotide 123688 of the nucleotide sequence according to SEQ.ID.NO:20.

64. A vector comprising the nucleic acid according to claim 62, wherein the vector comprises a nucleotide sequence, wherein the nucleotide sequence comprises a first nucleic acid sequence represented by nucleotides 1 to 122630 of the nucleotide sequence according to SEQ.ID.NO:20, a second nucleotide sequence represented by nucleotides 123668 to 233681 of the nucleotide sequence according to SEQ.ID.NO:20 and a third nucleotide sequence comprising a nucleotide sequence according to SEQ.ID.No: 34.

65. The vector according to claim 64, wherein nucleotide 122630 of the nucleotide sequence according to SEQ.ID.NO:20 is covalently linked to nucleotide 1 of the nucleotide sequence according to SEQ.ID.No: 34 and wherein nucleotide 252 of the nucleotide sequence according to SEQ.ID.No: 34 is covalently linked to nucleotide 123668 of the nucleotide sequence according to SEQ.ID.NO: 20.

66. A vector comprising the nucleic acid according to claim 62, wherein the vector comprises a nucleotide sequence, wherein the nucleotide sequence comprises a first nucleic acid sequence represented by nucleotides 1 to 122630 of the

sequence according to SEQ.ID.NO:20, wherein nucleotide 62129 of the nucleotide sequence according to SEQ.ID.NO: 20 is covalently linked to nucleotide 1 of the nucleotide sequence according to SEQ.ID.No: 33 and wherein nucleotide 38 of the nucleotide sequence according to SEQ.ID.NO: 33 is covalently linked to nucleotide 632161 of the nucleotide sequence according to SEQ.ID.No: 20.

78. A host cell comprising a nucleic acid according to claim **61**.

79. A pharmaceutical composition comprising a beta-herpesvirus, preferably a recombinant beta-herpesvirus, wherein the beta-herpesvirus is spread-deficient, and a pharmaceutically acceptable carrier.

80. The pharmaceutical composition of claim **79**, further comprising a nucleic acid encoding from a beta-herpesvirus and/or a vector encoding the nucleic acid encoding for beta-herpesvirus.

* * * * *