



IBM System x3550 M4

IBM Redbooks Product Guide

The IBM® System x3550 M4 server provides outstanding performance for your business-critical applications. Its energy-efficient design supports more cores, memory, and data capacity in a compact 1U package that is easy to service and manage. With more computing power per watt and the latest Intel Xeon processors, you can reduce costs while maintaining speed and availability.

Suggested use: database, virtualization, enterprise applications, collaboration/email, streaming media, web, HPC, and cloud applications.

Figure 1 shows the IBM System x3550 M4.



Figure 1. The IBM System x3550 M4

Did you know?

The x3550 M4 offers a flexible, scalable design and a simple upgrade path to eight HDDs plus an optical drive at the same time, and up to 768 GB of memory. The flexible onboard Ethernet solution provides four standard integrated Gigabit Ethernet ports and two optional embedded 10 Gb Ethernet ports without occupying PCIe slots. Comprehensive systems management tools with the next-generation Integrated Management Module II (IMM2) make it easy to deploy, integrate, service, and manage.

Key features

The x3550 M4 is a cost- and density-balanced 1U, 2-socket business-critical server, offering improved performance and pay-as-you grow flexibility along with new features that improve server management capability. The powerful system is designed for your most important business applications and cloud deployments.

Combining balanced performance and flexibility, the x3550 M4 is a great choice for small and medium businesses and up to the large enterprise. It can provide outstanding uptime to keep business-critical applications and cloud deployments running safely. Ease-of-use and comprehensive systems management tools make it easy to deploy. Outstanding RAS and high-efficiency design improves your business environment and helps save operational costs.

Scalability and performance

The x3550 M4 offers numerous features to boost performance, improve scalability, and reduce costs:

- Intel Xeon processor E5-2600 v2 product family
 - Improves productivity by offering superior system performance with 4-core and 6-core processors (up to 3.5 GHz core speeds), 8-core processors (up to 3.3 GHz core speeds), 10-core processors (up to 3.0 GHz), and 12-core processors (up to 2.7 GHz core speeds), up to 30 MB of L3 cache, and up to two 8 GT/s QPI interconnect links.
 - Supports up to two processors, 24 cores, and 48 threads maximize the concurrent execution of multi-threaded applications.
 - Supports up to 1866 MHz memory speeds.
 - Will support up to 768 GB memory with 32 GB LRDIMMs when and if they become available.
- Intel Xeon processor E5-2600 product family
 - Improves productivity by offering superior system performance with 8-core processors and up to 2.9 GHz core speeds, up to 20 MB of L3 cache, and up to two 8 GT/s QPI interconnect links.
 - Supports up to two processors, 16 cores, and 32 threads maximize the concurrent execution of multi-threaded applications.
 - Supports up to 1600 MHz memory speeds.
 - Supports up to 768 GB memory with 32 GB LRDIMMs.
- Intelligent and adaptive system performance with Intel Turbo Boost Technology 2.0 allows CPU cores to run at maximum speeds during peak workloads by temporarily going beyond processor TDP.
- Intel Hyper-Threading Technology boosts performance for multithreaded applications by enabling simultaneous multithreading within each processor core, up to two threads per core.
- Intel Virtualization Technology integrates hardware-level virtualization hooks that allow operating system vendors to better utilize the hardware for virtualization workloads.
- Intel Advanced Vector Extensions (AVX) significantly improve floating point performance for compute-intensive technical and scientific applications compared to Intel Xeon 5600 series processors.
- Will support 12 Gbps SAS RAID portfolio when and if it becomes available.
- The use of solid-state drives (SSDs) instead of or along with traditional spinning drives (HDDs) can significantly improve I/O performance. An SSD can support up to 100 times more I/O operations per second (IOPS) than a typical HDD.

- The server has four integrated Gigabit Ethernet ports and two optional 10 Gb Ethernet ports with mezzanine cards that do not consume a PCIe slot.
- The server offers PCI Express 3.0 I/O expansion capabilities that improve the theoretical maximum bandwidth by almost 100% (8 GTps per link using 128b/130b encoding) compared to the previous generation of PCI Express 2.0 (5 GTps per link using 8b/10b encoding).
- With Intel Integrated I/O Technology, the PCI Express 3.0 controller is integrated into the Intel Xeon processor E5 family. This helps to dramatically reduce I/O latency and increase overall system performance.
- Support for NVIDIA Quadro graphics processing units (GPUs) to maximize computing power.

Availability and serviceability

The x3550 M4 provides many features to simplify serviceability and increase system uptime:

- The server offers memory mirroring and memory rank sparing for redundancy in the event of a non-correctable memory failure.
- Tool-less cover removal provides easy access to upgrades and serviceable parts, such as CPU, memory, and adapter cards.
- The server offers hot-swap drives supporting RAID redundancy for data protection and greater system uptime.
- The server has two redundant hot-swap power supplies and six dual-motor hot-swap redundant fans (two fan zones with N+1 fan design) to provide availability for business-critical applications.
- The power source-independent light path diagnostics panel and individual light path LEDs quickly lead the technician to failed (or failing) components. This simplifies servicing, speeds up problem resolution, and helps improve system availability.
- Predictive Failure Analysis (PFA) detects when system components (processors, VRMs, memory, hard disk drives, fans, and power supplies) operate outside of standard thresholds and generates proactive alerts in advance of possible failure, therefore increasing uptime.
- Solid-state drives (SSDs) offer significantly better reliability than traditional mechanical HDDs for greater uptime.
- Built-in Integrated Management Module II (IMM2) continuously monitors system parameters, triggers alerts, and performs recovery actions in case of failure, to minimize downtime.
- Built-in diagnostics using Dynamic Systems Analysis (DSA) Preboot speeds up troubleshooting tasks to reduce service time.
- Three-year customer replaceable unit and onsite limited warranty, next business day 9x5. Optional service upgrades available.

Manageability and security

Powerful systems management features simplify local and remote management of the x3550 M4:

- The server includes an Integrated Management Module II (IMM2) to monitor server availability and perform remote management.
- An integrated industry-standard Unified Extensible Firmware Interface (UEFI) enables improved setup, configuration, and updates, and simplifies error handling.
- An integrated Trusted Platform Module (TPM) 1.2 support enables advanced cryptographic functionality such as digital signatures and remote attestation.
- There is industry-standard AES NI support for faster, stronger encryption.

- IBM Systems Director is included for proactive systems management. It offers comprehensive systems management tools that help to increase uptime, reduce costs and improve productivity through advanced server management capabilities.
- Intel Execute Disable Bit functionality can help prevent certain classes of malicious buffer overflow attacks when combined with a supporting operating system.
- Intel Trusted Execution Technology provides enhanced security through hardware-based resistance to malicious software attacks, allowing an application to run in its own isolated space protected from all other software running on a system.

Energy efficiency

The x3550 M4 offers the following energy-efficiency features to save energy, reduce operational costs, increase energy availability, and contribute to a green environment:

- Energy-efficient planar components help lower operational costs.
- High-efficiency 550 W and 750 W power supplies with 80 PLUS Platinum certification. Available 750 W dc power supply option.
- The Intel Xeon processor E5-2600 and E5-2600 v2 product families offer significantly better performance over the previous generation, while fitting into the same thermal design power (TDP) limits.
- Intel Intelligent Power Capability powers individual processor elements on and off as needed, to reduce power draw.
- Low-voltage Intel Xeon processors draw less energy to satisfy the demands of power and thermally constrained data centers and telecommunication environments.
- Low-voltage 1.35 V DDR3 memory RDIMMs consume 15% less energy compared to 1.5 V DDR3 RDIMMs.
- Solid-state drives (SSDs) consume as much as 80% less power than traditional spinning 2.5-inch HDDs.
- The server uses hexagonal ventilation holes, a part of IBM Calibrated Vecteded Cooling™ technology. Hexagonal holes can be grouped more densely than round holes, providing more efficient airflow through the system.
- IBM Systems Director Active Energy Manager™ provides advanced data center power notification and management to help achieve lower heat output and reduced cooling needs.

Locations of key components and connectors

Figure 2 shows the front of the server.




Figure 2. Front view of the IBM System x3550 M4

Figure 3 shows the rear of the server.

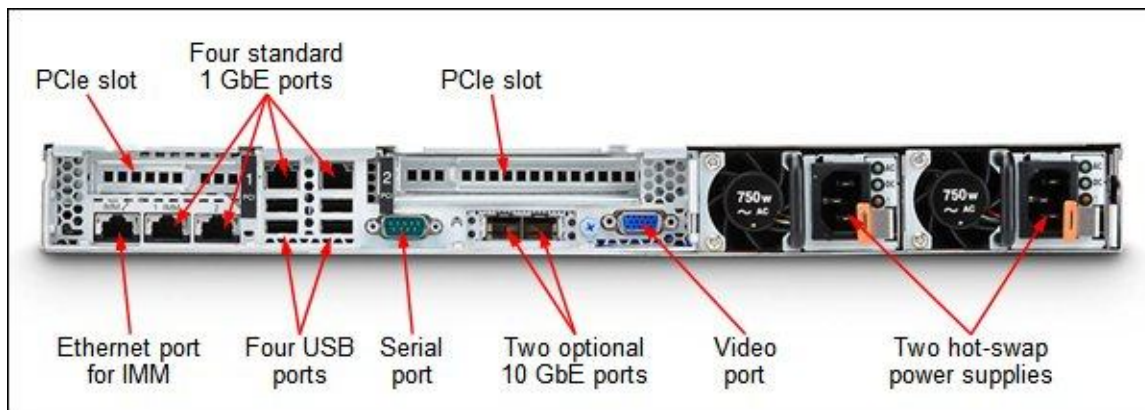


Figure 3. Rear view of the IBM System x3550 M4

Figure 4 shows the locations of key components inside the server.

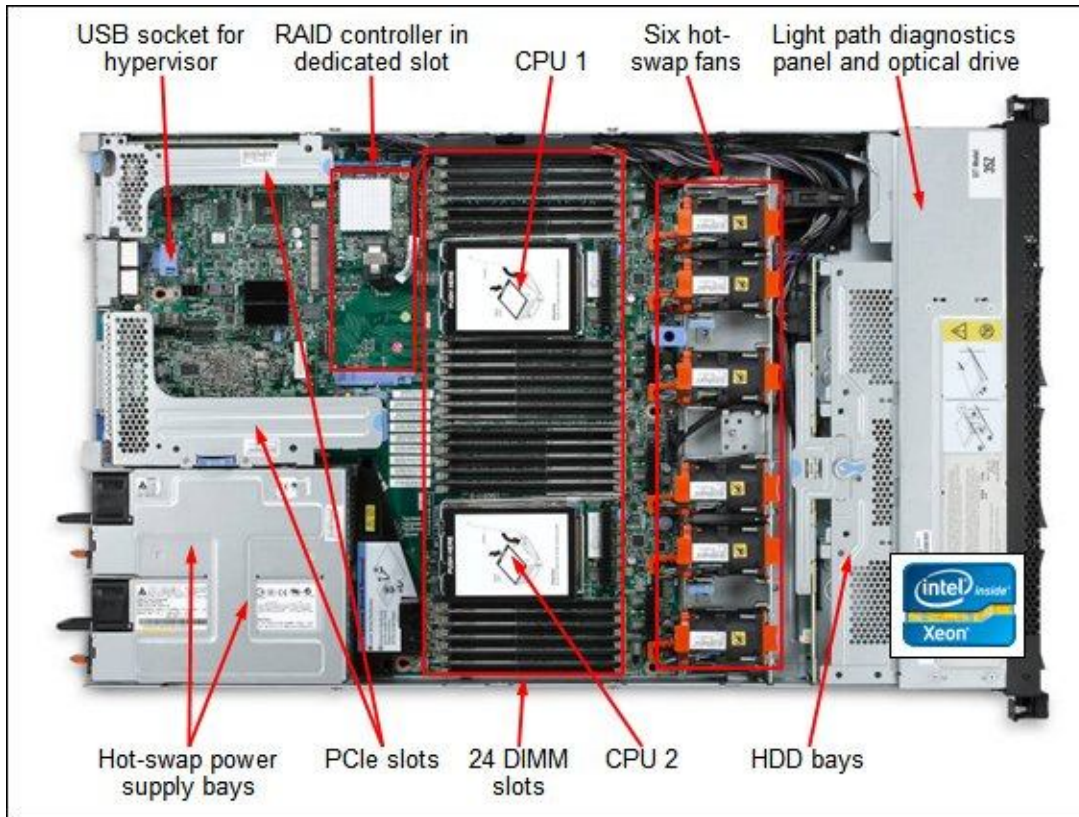


Figure 4. Inside view of the IBM System x3550 M4

Standard specifications

The following table lists the standard specifications.

Table 1. Standard specifications (part 1)

Components	Specification
Form factor	1U Rack.
Processor	E5-2600 v2: Up to two Intel Xeon processor E5-2600 v2 product family CPUs with 12 cores (up to 2.7 GHz) or ten cores (up to 3.0 GHz) or eight cores (up to 3.3 GHz) or six cores (up to 3.5 GHz) or four cores (up to 3.5 GHz). Two QPI links up to 8.0 GT/s each. Up to 1866 MHz memory speed. Up to 30 MB L3 cache. E5-2600: Up to two Intel Xeon processor E5-2600 product family CPUs with eight cores (up to 2.9 GHz) or six cores (up to 2.9 GHz) or quad-cores (up to 3.3 GHz). Two QPI links up to 8.0 GT/s each. Up to 1600 MHz memory speed. Up to 20 MB L3 cache.
Chipset	Intel C604
Memory	Up to 24 DIMM sockets (12 DIMMs per processor). E5-2600 v2: RDIMMs are supported. Support for LRDIMMs (Load Reduced DIMMs) is planned for later in 2013. Memory types cannot be intermixed. Memory speed up to 1866 MHz. E5-2600: RDIMMs, UDIMMs and LR-DIMMs (Load Reduced DIMMs) are supported but memory types cannot be intermixed. Memory DIMM speeds up to 1600 MHz.
Memory maximums	E5-2600 v2: <ul style="list-style-type: none"> • With RDIMMs: Up to 384 GB with 24x 16 GB RDIMMs and two processors • With LRDIMMs (support is planned for later in 2013): Up to 768 GB with 24x 32 GB LRDIMMs and two processors E5-2600: <ul style="list-style-type: none"> • With RDIMMs: Up to 384 GB with 24x 16 GB RDIMMs and two processors • With UDIMMs: Up to 64 GB with 16x 4 GB UDIMMs and two processors • With LRDIMMs: Up to 768 GB with 24x 32 GB LRDIMMs and two processors
Memory protection	ECC, Chipkill (for x4-based memory DIMMs), memory mirroring, and memory rank sparing.
Disk drive bays	Up to eight 2.5" hot-swap SAS/SATA HDDs, or up to three 3.5" hot-swap SAS/SATA HDDs, or up to three 3.5" Simple Swap SATA HDDs.
Maximum internal storage	Up to 7.2 TB with 900 GB 2.5" SAS HDDs (E5-2600 v2), or up to 9.6 TB with 1.2 TB 2.5" SAS HDDs (E5-2600), or up to 8 TB with 1 TB 2.5" NL SAS/SATA HDDs, or up to 12.8 TB with 1.6 TB 2.5" SAS SSDs, or up to 12 TB with 4 TB 3.5" NL SAS/SATA HDDs. Intermix of SAS/SATA is supported.
RAID support	6 Gb SAS/SATA: RAID 0, 1, 10 with H1110, M1115 or M5110. Optional upgrades to RAID 5, 50 are available for M1115. Optional upgrades to RAID 5, 50 are available for M5110 (zero-cache; 512 MB battery-backed cache; 512 MB or 1 GB flash-backed cache). Optional upgrade to RAID 6, 60 are available for M5110 with 512 MB or 1 GB cache upgrades. 12 Gb SAS/SATA (support is planned for later in 2013): RAID 0, 1, 10 with optional M5210. Optional upgrades to RAID 5, 50 are available for M5210 (zero-cache; 1 GB non-backed cache; 1 GB or 2 GB flash-backed cache). Optional upgrade to RAID 6, 60 are available for M5210 with 1 GB or 2 GB cache upgrades.
Optical drive bays	One, optional, for models with 2.5" drives. Support for DVD-ROM or Multiburner.
Tape drive bays	None.
Network interfaces	Four integrated Gigabit Ethernet 1000BASE-T ports (RJ-45); two integrated 10 Gb Ethernet ports (10GBASE-T RJ-45 or 10GBASE-SR SFP+ based) on optional 10 Gb Ethernet mezzanine card (does not consume a PCIe slot).

Table 1. Standard specifications (part 2)

Components	Specification
PCI Expansion slots	Two slots, depending on the riser cards installed. The slots are as follows (all PCIe slots are PCIe 3.0, all PCI-X slots are 64 bit/133 MHz): <ul style="list-style-type: none"> Slot 1: PCIe x16; low profile, half-length Slot 2: PCIe x8, opt. PCI-X or PCIe x16; full-height/half-length (PCIe x16 req. 2nd CPU) Additional dedicated slot for ServeRAID adapter.
Ports	Two USB 2.0 (three USB 2.0 for 3.5" HDD models) and one DB-15 video on front. Four USB 2.0, one DB-15 video, one DB-9 serial, one RJ-45 systems management, four RJ-45 GbE network ports, two optional RJ-45 or SFP+ 10 GbE network ports on rear. One internal USB ports (for embedded hypervisor).
Cooling	IBM Calibrated Vectors Cooling™ with up to six N+1 redundant hot-swap fans (four standard, additional two with second processor or with the x3550 M4 Thermal Solution Kit); two fan zones with N+1 fan design; each fan has two motors.
Power supply	Up to two redundant hot-swap 550 W AC or 750 W AC power supplies (80+ Platinum certification), or 750 W DC power supply options.
Hot-swap parts	Hard drives, power supplies, fans.
Systems management	UEFI, IBM Integrated Management Module 2 (IMM2), Predictive Failure Analysis, Light Path Diagnostics, Automatic Server Restart, IBM Systems Director and IBM Systems Director Active Energy Manager™, IBM ServerGuide. Optional IBM Advanced Management Module Advanced Upgrade (FoD) for remote presence (graphics, keyboard and mouse, virtual media).
Security features	Power-on password, administrator's password, Trusted Platform Module (TPM).
Video	Matrox G200eR2 with 16 MB memory integrated into the IMM2. Maximum resolution is 1600x1200 at 75 Hz with 16 M colors.
Operating systems supported	Microsoft Windows Server 2012 R2 (support is planned for earlier in 2014), 2012, 2008 R2 and 2008, Red Hat Enterprise Linux 5 and 6, SUSE Linux Enterprise Server 10 and 11, VMware ESX 4.1 and VMware ESXi 4.1 embedded hypervisor (E5-2600 only), VMware vSphere 5.
Limited warranty	Three-year customer-replaceable unit and onsite limited warranty with 9x5/NBD.
Service and support	Optional service upgrades are available through IBM ServicePacs®: 4-hour or 2-hour response time, 8 hours fix time, one-year or two-year warranty extension, remote technical support for IBM hardware and selected IBM and third-party (Microsoft, Linux, VMware) software.
Dimensions	Height: 43 mm (1.7 in), width: 429 mm (16.9 in), depth: 734 mm (28.9 in)
Weight	Minimum configuration: 12.7 kg (28 lb), maximum: 15.9 kg (35.1 lb)

The x3550 M4 servers are shipped with the following items:

- Statement of Limited Warranty
- Important Notices
- Rack Installation Instructions
- Documentation CD containing *Installation and User's Guide*
- IBM Systems Director Flyer
- IBM System x Gen-III Slides Kit
- IBM System x Gen-III Cable Management Arm (CMA)
- 2.8 m C13-C14 power cord (one for models with one power supply and two for models with two power supplies)

Standard models

The following table lists the standard models.

Table 2. Standard models (Part 1: Intel Xeon processor E5-2600 v2 product family)

MTM*	Intel Xeon processors† (two maximum)	Memory	RAID	Drive bays (std / max)	Drives	GbE	I/O slots (std / max)	Optical	Power supply (std / max)
Models announced September 2013									
7914-23x	1x E5-2637 v2 4C 3.5GHz 15MB 1866MHz 130W	1x 8GB 1866MHz	M5110	4x 2.5" HS / 8	Open bay	4	2 / 2	Optional	1x 750W HS / 2
7914-33x	1x E5-2643 v2 6C 3.5GHz 25MB 1866MHz 130W	1x 8GB 1866MHz	M5110	4x 2.5" HS / 8	Open bay	4	2 / 2	Optional	1x 750W HS / 2
7914-43x	1x E5-2667 v2 8C 3.3GHz 25MB 1866MHz 130W	1x 8GB 1866MHz	M5110	4x 2.5" HS / 8	Open bay	4	2 / 2	Optional	1x 750W HS / 2
7914-53x	1x E5-2650L v2 10C 1.7GHz 25MB 1600MHz 70W	1x 8GB 1600MHz	M5110 1GB Flash	4x 2.5" HS / 8	Open bay	4	2 / 2	Optional	1x 550W HS / 2
7914-73x	1x E5-2695 v2 12C 2.4GHz 30MB 1866MHz 115W	1x 8GB 1866MHz	M5110 1GB Flash	4x 2.5" HS / 8	Open bay	4	2 / 2	Optional	1x 750W HS / 2
7914-83x	1x E5-2697 v2 12C 2.7GHz 30MB 1866MHz 130W	1x 8GB 1866MHz	M5110 1GB Flash	4x 2.5" HS / 8	Open bay	4	2 / 2	Optional	1x 750W HS / 2
7914-A3x	1x E5-2603 v2 4C 1.8GHz 10MB 1333MHz 80W	1x 4GB 1600MHz§	H1110	4x 2.5" HS / 8	Open bay	4	2 / 2	Optional	1x 550W HS / 2
7914-B3x	1x E5-2609 v2 4C 2.5GHz 10MB 1333MHz 80W	1x 4GB 1600MHz§	M1115	4x 2.5" HS / 8	Open bay	4	2 / 2	Optional	1x 550W HS / 2
7914-C3x	1x E5-2620 v2 6C 2.1GHz 15MB 1600MHz 80W	1x 8GB 1600MHz	M1115	4x 2.5" HS / 8	Open bay	4	2 / 2	Optional	1x 550W HS / 2
7914-C5x	1x E5-2620 v2 6C 2.1GHz 15MB 1600MHz 80W	1x 8GB 1600MHz	H1110	3x 3.5" HS / 3	Open bay	4	2 / 2	None	1x 550W HS / 2
7914-D3x	1x E5-2630 v2 6C 2.6GHz 15MB 1600MHz 80W	1x 8GB 1600MHz	M5110 512MB Flash	4x 2.5" HS / 8	Open bay	4	2 / 2	Optional	1x 550W HS / 2
7914-F3x	1x E5-2640 v2 8C 2.0GHz 20MB 1600MHz 95W	1x 8GB 1600MHz	M5110 512MB Flash	4x 2.5" HS / 8	Open bay	4	2 / 2	Optional	1x 550W HS / 2
7914-G3x	1x E5-2650 v2 8C 2.6GHz 20MB 1866MHz 95W	1x 8GB 1866MHz	M5110 1GB Flash	4x 2.5" HS / 8	Open bay	4	2 / 2	Optional	1x 550W HS / 2
7914-H3x	1x E5-2660 v2 10C 2.2GHz 25MB 1866MHz 95W	1x 8GB 1866MHz	M5110 1GB Flash	4x 2.5" HS / 8	Open bay	4	2 / 2	Optional	1x 550W HS / 2
7914-J3x	1x E5-2670 v2 10C 2.5GHz 25MB 1866MHz 115W	1x 8GB 1866MHz	M5110 1GB Flash	4x 2.5" HS / 8	Open bay	4	2 / 2	Optional	1x 550W HS / 2
7914-L3x	1x E5-2680 v2 10C 2.8GHz 25MB 1866MHz 115W	1x 8GB 1866MHz	M5110 1GB Flash	4x 2.5" HS / 8	Open bay	4	2 / 2	Optional	1x 750W HS / 2
7914-M3x	1x E5-2690 v2 10C 3.0GHz 25MB 1866MHz 130W	1x 8GB 1866MHz	M5110	4x 2.5" HS / 8	Open bay	4	2 / 2	Optional	1x 750W HS / 2

* x in the Machine Type Model (MTM) represents a country-specific letter (for example, the EMEA MTM is 7914-A3G, and the US MTM is 7914-A3U). Ask an IBM representative for specifics.

† Processor detail: Processor quantity and model, cores, core speed, L3 cache, memory speed, TDP.

§ For models A3x and B3x, the standard DIMM is rated at 1600 MHz, but operates at up to 1333 MHz to match the processor memory speed. Actual memory speed maximums depend on several factors, as described in "Memory options".

Table 2. Standard models (Part 2: Intel Xeon processor E5-2600 product family)

Model	Intel Xeon Processors† (2 maximum)	Memory	RAID	Disk bays	Disks	GbE	Optical	Power
Models announced August 2012								
7914-32x	1x E5-2643 4C 3.3GHz 10MB 1600MHz 130W	1x 4 GB	M5110	4x 2.5" HS/8	Open	4	Open	1x 750W
7914-DDx*	2x E5-2620 6C 2.0GHz 15MB 1333MHz 95W	8x 4 GB	M5110 512MB with Battery	4x 2.5" HS/8	2x 600 GB SAS	6*	Multi- burner	2x 550W
7914-M2x	1x E5-2690 8C 2.9GHz 20MB 1600MHz 135W	1x 4 GB	M5110	4x 2.5" HS/8	Open	4	Open	1x 750W
Models announced March 2012								
7914-A2x	1x E5-2603 4C 1.8GHz 10MB 1066MHz 80W	1x 4 GB	H1110	4x 2.5" HS/8	Open	4	Open	1x 550W
7914-B2x	1x E5-2609 4C 2.4GHz 10MB 1066MHz 80W	1x 4 GB	M1115	4x 2.5" HS/8	Open	4	Open	1x 550W
7914-C2x	1x E5-2620 6C 2.0GHz 15MB 1333MHz 95W	1x 8 GB	M1115	4x 2.5" HS/8	Open	4	Open	1x 550W
7914-C4x	1x E5-2620 6C 2.0GHz 15MB 1333MHz 95W	1x 8 GB	H1110	3x 3.5" HS/6	Open	4	None	1x 550W
7914-D2x	1x E5-2630 6C 2.3GHz 15MB 1333MHz 95W	1x 8 GB	M5110 512MB+Flash	4x 2.5" HS/8	Open	4	Open	1x 550W
7914-F2x	1x E5-2640 6C 2.5GHz 15MB 1333MHz 95W	1x 8 GB	M5110 512MB+Flash	4x 2.5" HS/8	Open	4	Open	1x 550W
7914-G2x	1x E5-2650 8C 2.0GHz 20MB 1600MHz 95W	1x 8 GB	M5110 1GB+Flash	4x 2.5" HS/8	Open	4	Open	1x 550W
7914-52x	1x E5-2650L 8C 1.8GHz 20MB 1600MHz 70W	1x 8 GB	M5110 1GB+Flash	4x 2.5" HS/8	Open	4	Open	1x 550W
7914-H2x	1x E5-2660 8C 2.2GHz 20MB 1600MHz 95W	1x 8 GB	M5110 1GB+Flash	4x 2.5" HS/8	Open	4	Open	1x 550W
7914-62x	1x E5-2665 8C 2.4GHz 20MB 1600MHz 115W	1x 8 GB	M5110 1GB+Flash	4x 2.5" HS/8	Open	4	Open	1x 550W
7914-J2x	1x E5-2670 8C 2.6GHz 20MB 1600MHz 115W	1x 8 GB	M5110 1GB+Flash	4x 2.5" HS/8	Open	4	Open	1x 550W
7914-L2x	1x E5-2680 8C 2.7GHz 20MB 1600MHz 130W	1x 8 GB	M5110 1GB+Flash	4x 2.5" HS/8	Open	4	Open	1x 750W

† Processor detail: Processor quantity and model, core speed, number of cores, L3 cache, memory speed.

* Model DDx is a management server for offerings such as cloud. See below

Refer to the Specifications section for information about standard features of the server.

Management node

Model 7914-DDx is a model optimized as a management node and is preloaded with Windows Server 2008 R2 Standard and IBM Systems Director.

The model also includes these components as standard:

- Intel Ethernet Dual Port Server Adapter I340-T2 (49Y4230)
- IBM Integrated Management Module Advanced Upgrade (90Y3901)
- Two PCIe x16 slots

Express models

The following table lists the express models.

Table 3. Express models (Part 1: Intel Xeon processor E5-2600 v2 product family)

MTM**	Intel Xeon processors† (two maximum)	Memory	RAID	Drive bays (std / max)	Drives	GbE	I/O slots (std / max)	Optical	Power supply (std / max)
United States, Canada, Latin America									
7914-EGU	1x E5-2609 v2 4C 2.5GHz 10MB 1333MHz 80W	1x 8GB 1600MHz§	M1115	4x 2.5" HS / 8	Open bay	4	2 / 2	Multi-burner	1x 550W HS / 2
7914-EHU	1x E5-2620 v2 6C 2.1GHz 15MB 1600MHz 80W	1x 8GB 1600MHz	M5110	4x 2.5" HS / 8	Open bay	4	2 / 2	Multi-burner	1x 550W HS / 2
7914-EJU	1x E5-2640 v2 8C 2.0GHz 20MB 1600MHz 95W	1x 8GB 1600MHz	M5110	4x 2.5" HS / 8	Open bay	4	2 / 2	Multi-burner	1x 550W HS / 2
7914-EKU	1x E5-2660 v2 10C 2.2GHz 25MB 1866MHz 95W	1x 16GB 1866MHz	M5110	4x 2.5" HS / 8	Open bay	4	2 / 2	Multi-burner	2x 550W HS / 2
Latin America (Brazil only)									
7914-EPU	1x E5-2620 v2 6C 2.1GHz 15MB 1600MHz 80W	1x 8GB 1600MHz	M1115	4x 2.5" HS / 8	2x 300GB 10K	4	2 / 2	Multi-burner	2x 550W HS / 2
7914-EQU	1x E5-2640 v2 8C 2.0GHz 20MB 1600MHz 95W	2x 8GB 1600MHz	M1115	4x 2.5" HS / 8	2x 300GB 10K	4	2 / 2	Multi-burner	2x 550W HS / 2
Asia Pacific (China only)									
7914-ELC	1x E5-2603 v2 4C 1.8GHz 10MB 1333MHz 80W	1x 8GB 1600MHz§	M1115	4x 2.5" HS / 8	2x 300GB 10K	4	2 / 2	Optional	1x 550W HS / 2
7914-EOC	1x E5-2603 v2 4C 1.8GHz 10MB 1333MHz 80W	1x 8GB 1600MHz§	M5110	4x 2.5" HS / 8	2x 300GB 10K	4	2 / 2	Optional	1x 550W HS / 2
7914-ESC	1x E5-2609 v2 4C 2.5GHz 10MB 1333MHz 80W	1x 8GB 1600MHz§	M1115	4x 2.5" HS / 8	2x 300GB 10K	4	2 / 2	Optional	1x 550W HS / 2
7914-ETC	1x E5-2609 v2 4C 2.5GHz 10MB 1333MHz 80W	1x 8GB 1600MHz§	M5110	4x 2.5" HS / 8	2x 300GB 10K	4	2 / 2	Optional	1x 550W HS / 2
7914-EVC	1x E5-2620 v2 6C 2.1GHz 15MB 1600MHz 80W	1x 8GB 1600MHz	M1115	4x 2.5" HS / 8	2x 300GB 10K	4	2 / 2	Optional	1x 550W HS / 2
7914-EWC	1x E5-2620 v2 6C 2.1GHz 15MB 1600MHz 80W	1x 8GB 1600MHz	M5110	4x 2.5" HS / 8	2x 300GB 10K	4	2 / 2	Optional	1x 550W HS / 2

Table 3. Express models (Part 1: Intel Xeon processor E5-2600 v2 product family) (continued)

MTM**	Intel Xeon processors† (two maximum)	Memory	RAID	Drive bays (std / max)	Drives	GbE	I/O slots (std / max)	Optical	Power supply (std / max)
Europe									
7914-E6G	1x E5-2603 v2 4C 1.8GHz 10MB 1333MHz 80W	1x 4GB 1600MHz§	M1115	4x 2.5" HS / 8	Open bay	4	2 / 2	Multi- burner	1x 550W HS / 2
7914-E7G	1x E5-2620 v2 6C 2.1GHz 15MB 1600MHz 80W	1x 8GB 1600MHz	M5110 512MB (c)	8x 2.5" HS / 8	Open bay	4	2 / 2	Multi- burner	1x 550W HS / 2
7914-E8G	1x E5-2630 v2 6C 2.6GHz 15MB 1600MHz 80W	1x 8GB 1600MHz	M5110 512MB (f)	4x 2.5" HS / 8	2x 300GB 10K	4	2 / 2	Multi- burner	2x 550W HS / 2
Central and Eastern Europe (CEE) and Middle East and Africa (MEA)									
7914-E7G	1x E5-2620 v2 6C 2.1GHz 15MB 1600MHz 80W	1x 8GB 1600MHz	M5110 512MB (c)	8x 2.5" HS / 8	Open bay	4	2 / 2	Multi- burner	1x 550W HS / 2
7914-E8G	1x E5-2630 v2 6C 2.6GHz 15MB 1600MHz 80W	1x 8GB 1600MHz	M5110 512MB (f)	4x 2.5" HS / 8	2x 300GB 10K	4	2 / 2	Multi- burner	2x 550W HS / 2
Russia/Commonwealth of Independent States (CIS)									
7914-E9G	1x E5-2620 v2 6C 2.1GHz 15MB 1600MHz 80W	1x 8GB 1600MHz	M5110 512MB (f)	8x 2.5" HS / 8	Open bay	4	2 / 2	Multi- burner	1x 550W HS / 2
7914-EFG	1x E5-2630 v2 6C 2.6GHz 15MB 1600MHz 80W	1x 16GB 1866MHz§	M5110 512MB (f)	8x 2.5" HS / 8	Open bay	4	2 / 2	Multi- burner	1x 550W HS / 2

** MTM = Machine Type Model

† Processor detail: Processor quantity and model, number of cores, core speed, L3 cache, memory speed, TDP.

‡ Not available in Russia/CIS.

(c) The ServeRAID M5110 RAID controller in this model includes cache memory with optional battery backup.

(f) The ServeRAID M5110 RAID controller in this model includes flash-backed cache memory.

§ For models E6G, EGU, ELC, EOC, ESC, and ETC, the standard DIMM is rated at 1600 MHz, but operates at up to 1333 MHz to match the processor memory speed. For model EFG, the standard DIMM is rated at 1866 MHz, but operates at up to 1600 MHz to match the processor memory speed. Actual memory speed maximums depend on several factors, as described in "Memory options".

Table 3. Express models (Part 2: Intel Xeon processor E5-2600 product family)

Model	Intel Xeon Processors† (2 maximum)	Memory	RAID	Disk bays	Disks	GbE	DVD	Power
United States, Canada, and Latin America								
7914-EAU	1x E5-2609 4C 2.4GHz 10MB 1066MHz 80W	1x 4 GB	M1115	4x 2.5" HS / 8	Optional	4	Multi- burner	1x 550W
7914-EBU	1x E5-2620 6C 2.0GHz 15MB 1333MHz 95W	1x 8GB	M5110 512MB Flash	4x 2.5" HS / 8	Optional	4	Multi- burner	1x 550W
7914-ECU	1x E5-2630 6C 2.3GHz 15MB 1333MHz 95W	1x 8GB	M5110 512MB Flash	4x 2.5" HS / 8	Optional	4	Multi- burner	1x 550W
7914-EDU	1x E5-2650 8C 2.0GHz 20MB 1600MHz 95W	1x 8GB	M5110 1GB Flash	4x 2.5" HS / 8	Optional	4	Multi- burner	1x 550W
Europe								
7914-E1G	1x E5-2603 4C 1.8GHz 10MB 1066MHz 80W	1x 4 GB	M1115	4x 2.5" HS / 8	Optional	4	Multi- burner	1x 550W
7914-E2G	1x E5-2603 4C 1.8GHz 10MB 1066MHz 80W	1x 4 GB	M1115	4x 2.5" HS / 8	2 x 500GB HS SATA	4	Multi- burner	1x 550W
7914-E3G	1x E5-2620 6C 2.0GHz 15MB 1333MHz 95W	1x 8 GB	M5110 512MB Cache	8x 2.5" HS / 8	Optional	4	Multi- burner	1x 550W
7914-E4G	1x E5-2620 6C 2.0GHz 15MB 1333MHz 95W	1x 8 GB	M1115	3x 3.5" HS/ 3	Optional	4	None	1x 550W
7914-E5G	1x E5-2630 6C 2.3GHz 15MB 1333MHz 95W	1x 8 GB	M5110 512MB Flash	4x 2.5" HS / 8	2 x 300GB 10K HS SAS	4	Multi- burner	2x 550W

Table 3. Express models (Part 2: Intel Xeon processor E5-2600 product family) (continued)

Model	Intel Xeon Processors† (2 maximum)	Memory	RAID	Disk bays	Disks	GbE	DVD	Power
Central and Eastern Europe and Middle East & Africa								
7914-E1G	1x E5-2603 4C 1.8GHz 10MB 1066MHz 80W	1x 4 GB	M1115	4x 2.5" HS / 8	Optional	4	Multi- burner	1x 550W
7914-E2G	1x E5-2603 4C 1.8GHz 10MB 1066MHz 80W	1x 4 GB	M1115	4x 2.5" HS / 8	2 x 500GB HS SATA	4	Multi- burner	1x 550W
7914-E3G	1x E5-2620 6C 2.0GHz 15MB 1333MHz 95W	1x 8 GB	M5110 512MB Cache	8x 2.5" HS / 8	Optional	4	Multi- burner	1x 550W
7914-E4G	1x E5-2620 6C 2.0GHz 15MB 1333MHz 95W	1x 8 GB	M1115	3x 3.5" HS/ 3	Optional	4	None	1x 550W
7914-E5G	1x E5-2630 6C 2.3GHz 15MB 1333MHz 95W	1x 8 GB	M5110 512MB Flash	4x 2.5" HS / 8	2 x 300GB 10K HS SAS	4	Multi- burner	2x 550W
7914-K2G	1x E5-2620 6C 2.0GHz 15MB 1333MHz 95W	1x 8 GB	M5110 512MB Flash	3x 3.5" HS/ 3	Optional	4	None	1x 550W
7914-K3G	1x E5-2630 6C 2.3GHz 15MB 1333MHz 95W	2x 8 GB	M5110 512MB Flash	8x 2.5" HS / 8	Optional	4	Multi- burner	2x 550W
Russia/Commonwealth of Independent States (CIS)								
7914-E1G	1x E5-2603 4C 1.8GHz 10MB 1066MHz 80W	1x 4 GB	M1115	4x 2.5" HS / 8	Optional	4	Multi- burner	1x 550W
7914-K1G	1x E5-2620 6C 2.0GHz 15MB 1333MHz 95W	1x 8 GB	M5110 512MB Flash	8x 2.5" HS / 8	Optional	4	Multi- burner	1x 550W
7914-K2G	1x E5-2620 6C 2.0GHz 15MB 1333MHz 95W	1x 8 GB	M5110 512MB Flash	3x 3.5" HS/ 3	Optional	4	None	1x 550W
7914-K3G	1x E5-2630 6C 2.3GHz 15MB 1333MHz 95W	2x 8 GB	M5110 512MB Flash	8x 2.5" HS / 8	Optional	4	Multi- burner	2x 550W

† Processor detail: Processor quantity and model, core speed, number of cores, L3 cache, memory speed.

Refer to the Specifications section for information about standard features of the server.

Processor options

The x3550 M4 supports the processor options listed in the following table. The server supports up to two processors. This table shows which server models have each processor standard. If there is no corresponding *where used* model for a particular processor, then this processor is only available through CTO. The part numbers include two system fans.

Table 4. Processor options (Part 1: Intel Xeon processor E5-2600 v2 product family)

Part number	Feature codes*	Description	Standard models where used
46W2835	A3X3 / A3WK	Intel Xeon Processor E5-2603 v2 4C 1.8GHz 10MB Cache 1333MHz 80W	A3x
46W2836	A3X4 / A3WL	Intel Xeon Processor E5-2609 v2 4C 2.5GHz 10MB Cache 1333MHz 80W	B3x
46W2837	A3X5 / A3WM	Intel Xeon Processor E5-2620 v2 6C 2.1GHz 15MB Cache 1600MHz 80W	C3x
00Y7257	A469 / A467	Intel Xeon Processor E5-2628L v2 8C 1.9GHz 20MB Cache 1600MHz 70W	-
46W2838	A3X6 / A3WN	Intel Xeon Processor E5-2630 v2 6C 2.6GHz 15MB Cache 1600MHz 80W	D3x
46W2849	A3X7 / A3WP	Intel Xeon Processor E5-2630L v2 6C 2.4GHz 15MB Cache 1600MHz 60W	-
46W2846	A3XG / A3WY	Intel Xeon Processor E5-2637 v2 4C 3.5GHz 15MB Cache 1866MHz 130W	23x
46W2839	A3X8 / A3WQ	Intel Xeon Processor E5-2640 v2 8C 2.0GHz 20MB Cache 1600MHz 95W	F3x
46W2847	A3XH / A3WZ	Intel Xeon Processor E5-2643 v2 6C 3.5GHz 25MB Cache 1866MHz 130W	33x
00Y7259	A468 / A466	Intel Xeon Processor E5-2648L v2 10C 1.9GHz 25MB Cache 1866MHz 70W	-
46W2840	A3X9 / A3WR	Intel Xeon Processor E5-2650 v2 8C 2.6GHz 20MB Cache 1866MHz 95W	G3x
46W2850	A3XF / A3WX	Intel Xeon Processor E5-2650L v2 10C 1.7GHz 25MB Cache 1600MHz 70W	53x
46W2841	A3XA / A3WS	Intel Xeon Processor E5-2660 v2 10C 2.2GHz 25MB Cache 1866MHz 95W	H3x
46W2848	A3XJ / A3X0	Intel Xeon Processor E5-2667 v2 8C 3.3GHz 25MB Cache 1866MHz 130W	43x
46W2842	A3XC / A3WU	Intel Xeon Processor E5-2670 v2 10C 2.5GHz 25MB Cache 1866MHz 115W	J3x
46W2843	A3XD / A3WV	Intel Xeon Processor E5-2680 v2 10C 2.8GHz 25MB Cache 1866MHz 115W	L3x
46W2844	A3XE / A3WW	Intel Xeon Processor E5-2690 v2 10C 3.0GHz 25MB Cache 1866MHz 130W	M3x
46W2833	A3XK / A3X1	Intel Xeon Processor E5-2695 v2 12C 2.4GHz 30MB Cache 1866MHz 115W	73x
46W2834	A3XL / A3X2	Intel Xeon Processor E5-2697 v2 12C 2.7GHz 30MB Cache 1866MHz 130W	83x

* The first feature code is for the first processor; the second feature code is for the second processor

Table 4. Processor options (Part 2: Intel Xeon processor E5-2600 product family)

Part number*	Feature codes**	Description	Standard models where used
Intel Xeon processor E5-2600 product family			
69Y5672	A1LG / A1LT	Intel Xeon E5-2603 4C 1.8GHz 10MB 1066MHz 80W	A2x
69Y5674	A1LJ / A1LV	Intel Xeon E5-2609 4C 2.4GHz 10MB 1066MHz 80W	B2x
69Y5675	A1LK / A1LW	Intel Xeon E5-2620 6C 2.0GHz 15MB 1333MHz 95W	C2x, C4x, DDx
69Y5676	A1LL / A1LX	Intel Xeon E5-2630 6C 2.3GHz 15MB 1333MHz 95W	D2x
94Y7464	A2B3 / A2B6	Intel Xeon E5-2630L 6C 2.0GHz 15MB 1333MHz 60W	-
94Y7546	A2VR / A2QK	Intel Xeon E5-2637 2C 3.0GHz 5MB 1600MHz 80W	-
69Y5677	A1LM / A1LY	Intel Xeon E5-2640 6C 2.5GHz 15MB 1333MHz 95W	F2x
94Y7465	A2B4 / A2B7	Intel Xeon E5-2643 4C 3.3GHz 10MB 1600MHz 130W	32x
00D9441	A39A / A39D	Intel Xeon E5-2648L 8C 1.8GHz 20MB 1600MHz 70W	
69Y5678	A1LN / A1LZ	Intel Xeon E5-2650 8C 2.0GHz 20MB 1600MHz 95W	G2x
69Y5685	A1LS / A1M3	Intel Xeon E5-2650L 8C 1.8GHz 20MB 1600MHz 70W	52x
00D9440	A399 / A39C	Intel Xeon E5-2658 8C 2.1GHz 20MB 1600MHz 95W	
69Y5679	A1LP / A1M0	Intel Xeon E5-2660 8C 2.2GHz 20MB 1600MHz 95W	H2x
94Y7547	A2GN / A2GP	Intel Xeon E5-2665 8C 2.4GHz 20MB 1600MHz 115W	62x
69Y5682	A1LR / A1M2	Intel Xeon E5-2667 6C 2.9GHz 15MB 1600MHz 130W	-
94Y7463	A2B2 / A2B5	Intel Xeon E5-2670 8C 2.6GHz 20MB 1600MHz 115W	J2x
69Y5680	A1LQ / A1M1	Intel Xeon E5-2680 8C 2.7GHz 20MB 1600MHz 130W	L2x
94Y7545	A2VQ / A2QJ	Intel Xeon E5-2690 8C 2.9GHz 20MB 1600MHz 135W	M2x

* The option for the second processor includes two additional system fans.

** The first feature code is for the first processor; the second feature code is for the second processor

Memory options

IBM DDR3 memory is compatibility tested and tuned for optimal IBM System x® performance and throughput. IBM memory specifications are integrated into the light path diagnostics for immediate system performance feedback and optimum system uptime. From a service and support standpoint, IBM memory automatically assumes the IBM system warranty, and IBM provides service and support worldwide.

The IBM System x3550 M4 supports DDR3 memory. The server supports up to 12 DIMMs when one processor is installed, and up to 24 DIMMs when two processors are installed. Each processor has four memory channels, and there are three DIMMs per channel.

The following rules apply when selecting the memory configuration:

- Server supports UDIMMs (E5-2600 only), RDIMMs, and LRDIMMs.
- Mixing different types of memory (UDIMMs, RDIMMs, and LRDIMMs) is not supported.

- Mixing 1.5 V and 1.35 V DIMMs in the same server is supported; in such cases, all DIMMs operate at 1.5 V.
- The maximum number of ranks supported per one channel is eight (with the exception of Load Reduced DIMMs, where more than eight ranks are supported because one quad-rank LRDIMM provides the same electrical load on a memory bus as a single-rank RDIMM).
- The maximum quantity of DIMMs that can be installed in server depends on number of CPUs, DIMM type, rank, and operating voltage as shown in the "Maximum quantity" row in the following table.
- All DIMMs in all CPU memory channels operate at the same speed, which is determined as the lowest value of:
 - The memory speed supported by the specific CPU.
 - The lowest of maximum operating speeds for the selected memory configuration that depends on rated speed, operating voltage, and quantity of DIMMs per channel, as shown under "Maximum operating speed" section in the following table.

The following table (Parts 1, 2, and 3) shows the characteristics of the supported DIMMs. Tables cells highlighted with a gray background indicate when the combination of DIMM voltage and the number of DIMMs per channel still allows the DIMMs to operate at a rated speed.

Table 5. Maximum memory speeds (Part 1: Intel Xeon processor E5-2600 v2 product family - RDIMMs and LRDIMMs)

DIMM specification	RDIMM					LRDIMM
	Single rank		Dual rank	Dual rank	Quad rank	
Part numbers	00D5024 (4 GB) 00D5036 (8 GB)	00D5020 (4 GB) 00D5032 (8 GB)	00D5040 (8 GB)	00D5048 (16 GB)	46W0761 (32 GB)**	
Rated speed	1600 MHz	1866 MHz	1866 MHz	1866 MHz	1866 MHz	
Rated voltage	1.35 V	1.5 V	1.5 V	1.5 V	1.5 V	
Operating voltage	1.35 V	1.5 V	1.5 V	1.5 V	1.5 V	
Max qty supported**	24	24	24	24	24	
Max DIMM capacity	8 GB	8 GB	8 GB	8 GB	16 GB	32 GB
Max memory capacity	192 GB	192 GB	192 GB	384 GB	384 GB	768 GB
Max. memory at rated speed	None	128 GB	64 GB	64 GB	256 GB	512 GB
Maximum operating speed						
1 DIMM per channel	1333 MHz	1600 MHz	1866 MHz	1866 MHz	1866 MHz	1866 MHz
2 DIMMs per channel	1333 MHz	1600 MHz	1600 MHz	1600 MHz	1866 MHz	1866 MHz
3 DIMMs per channel	800 MHz	1066 MHz	1066 MHz	1066 MHz	1066 MHz	1066 MHz

* Support is planned for later in 2013.

** The maximum quantity that is supported is shown for two processors installed.

Table 5. Maximum memory speeds (Part 2: Intel Xeon processor E5-2600 product family - RDIMMs)

Specification	RDIMMs							
	Single rank			Dual rank			Quad rank	
Part numbers	49Y1405 (2 GB) 49Y1406 (4 GB)		49Y1559 (4 GB)	49Y1407 (4 GB) 49Y1397 (8 GB) 49Y1563 (16 GB)		90Y3178 (4 GB) 90Y3109 (8 GB) 00D4968 (16 GB)		49Y1399 (8 GB)
Rated speed	1333 MHz		1600 MHz	1333 MHz		1600 MHz		1066 MHz
Rated voltage	1.35 V		1.5 V	1.35 V		1.5 V		1.35 V
Operating voltage	1.35 V	1.5 V	1.5 V	1.35 V	1.5 V	1.5 V	1.35 V	1.5 V
Maximum quantity*	16	24	24	16	24	24	16	16
Largest DIMM	4 GB	4 GB	4 GB	16 GB	16 GB	16 GB	8 GB	8 GB
Maximum memory capacity	64 GB	96 GB	96 GB	256 GB	384 GB	384 GB	128 GB	128 GB
Maximum memory at rated speed	64 GB	64 GB	64 GB	256 GB	256 GB	256 GB	128 GB	64 GB
Maximum operating speed (MHz)								
1 DIMM per channel	1333 MHz	1333 MHz	1600 MHz	1333 MHz	1333 MHz	1600 MHz	800 MHz	1066 MHz
2 DIMMs per channel	1333 MHz	1333 MHz	1600 MHz	1333 MHz	1333 MHz	1600 MHz	800 MHz	800 MHz
3 DIMMs per channel	NS**	1066 MHz	1066 MHz	NS**	1066 MHz	1066 MHz	NS**	NS**

* Maximum quantity supported is shown for two processors installed. When one processor installed the maximum quantity supported is a half of shown.

** NS = Not Supported

Table 5. Maximum memory speeds (Part 3: Intel Xeon processor E5-2600 product family - UDIMMs and LRDIMMs)

Specification	UDIMMs		LRDIMMs	
Rank	Dual rank		Quad rank	
Part numbers	49Y1404 (4 GB)		90Y3105 (32 GB)	
Rated speed	1333 MHz		1333 MHz	
Rated voltage	1.35 V		1.35 V	
Operating voltage	1.35 V	1.5 V	1.35 V	1.5 V
Maximum quantity*	16	16	24	24
Largest DIMM	4 GB	4 GB	32 GB	32 GB
Maximum memory capacity	64 GB	64 GB	768 GB	768 GB
Maximum memory at rated speed	32 GB	64 GB	256 GB	512 GB
Maximum operating speed (MHz)				
1 DIMM per channel	1333 MHz	1333 MHz	1333 MHz	1333 MHz
2 DIMMs per channel	1066 MHz	1333 MHz	1066 MHz	1333 MHz
3 DIMMs per channel	Not supported	Not supported	1066 MHz	1066 MHz

* Maximum quantity supported is shown for two processors installed. When one processor installed the maximum quantity supported is a half of shown.

** NS = Not Supported

The following memory protection technologies are supported:

- ECC
- Chipkill (for x4-based memory DIMMs)
- Memory mirroring
- Memory rank sparing

If memory mirroring is used, then DIMMs must be installed in pairs (a minimum of one pair per each CPU), and both DIMMs in a pair must be identical in type and size.

If memory rank sparing is used, then a minimum of one quad-rank DIMM or two single-rank or dual-rank DIMMs must be installed per populated channel (the DIMMs do not need being identical). In rank sparing mode, one rank of a DIMM in each populated channel is reserved as spare memory. The size of a rank varies depending on the DIMMs installed.

The following table (Parts 1 and 2) lists memory options available for the x3550 M4 server.

Table 6. Memory options (Part 1: Intel Xeon processor E5-2600 v2 product family)

Part number	Feature code	Description	Maximum supported	Standard models where used
RDIMMs - 1600 MHz				
00D5024	A3QE	4GB (1x4GB, 1Rx4, 1.35V) PC3L-12800 CL11 ECC DDR3 1600MHz LP RDIMM	24 (12 per CPU)	A3x, B3x
00D5036	A3QH	8GB (1x8GB, 1Rx4, 1.35V) PC3L-12800 CL11 ECC DDR3 1600MHz LP RDIMM	24 (12 per CPU)	53x, C3x, C5x, D3x, F3x
RDIMMs - 1866 MHz				
00D5020	A3QD	4GB (1x4GB, 1Rx4, 1.5V) PC3-14900 CL13 ECC DDR3 1866MHz LP RDIMM	24 (12 per CPU)	-
00D5032	A3QG	8GB (1x8GB, 1Rx4, 1.5V) PC3-14900 CL13 ECC DDR3 1866MHz LP RDIMM	24 (12 per CPU)	23x, 33x, 43x, 73x, 83x, G3x, H3x, J3x, L3x, M3x
00D5040	A3QJ	8GB (1x8GB, 2Rx8, 1.5V) PC3-14900 CL13 ECC DDR3 1866MHz LP RDIMM	24 (12 per CPU)	-
00D5048	A3QL	16GB (1x16GB, 2Rx4, 1.5V) PC3-14900 CL13 ECC DDR3 1866MHz LP RDIMM	24 (12 per CPU)	-
LRDIMMs (support is planned for later in 2013)				
46W0761	A47K	32GB (1x32GB, 4Rx4, 1.5V) PC3-14900 CL13 ECC DDR3 1866MHz LP LRDIMM	24 (12 per CPU)	-

Table 6. Memory options (Part 2: Intel Xeon processor E5-2600 product family)

Part number	Feature code	Description	Maximum supported	Standard models where used
UDIMMs				
49Y1404	8648	4 GB (1x 4 GB, 2Rx8, 1.35 V) PC3L-10600 CL9 ECC 1333 MHz LP UDIMM	16 (8 per CPU)	-
RDIMMs - 1066 MHz and 1333 MHz				
49Y1405	8940	2 GB (1x 2 GB, 1Rx8, 1.35 V) PC3L-10600 CL9 ECC DDR3 1333 MHz LP RDIMM	24 (12 per CPU)	-
49Y1406	8941	4 GB (1x 4 GB, 1Rx4, 1.35 V) PC3L-10600 CL9 ECC DDR3 1333 MHz LP RDIMM	24 (12 per CPU)	A2x, B2x
49Y1407	8942	4 GB (1x 4 GB, 2Rx8, 1.35 V) PC3L-10600 CL9 ECC DDR3 1333 MHz LP RDIMM	24 (12 per CPU)	DDx
49Y1397	8923	8 GB (1x 8 GB, 2Rx4, 1.35 V) PC3L-10600 CL9 ECC 1333 MHz LP RDIMM	24 (12 per CPU)	C2x, C4x, D2x, F2x
49Y1399	A14E	8 GB (1x 8 GB, 4Rx8, 1.35 V) PC3L-8500 CL7 ECC DDR3 1066 MHz LP RDIMM	16 (8 per CPU)	-
49Y1563	A1QT	16 GB (1x 16 GB, 2Rx4, 1.35 V) PC3L-10600 CL9 ECC DDR3 1333 MHz LP RDIMM	24 (12 per CPU)	-
RDIMMs - 1600 MHz				
49Y1559	A28Z	4 GB (1x 4 GB, 1Rx4, 1.5 V) PC3-12800 CL11 ECC DDR3 1600 MHz LP RDIMM	24 (12 per CPU)	32x, M2x
90Y3178	A24L	4 GB (1x 4 GB, 2Rx8, 1.5 V) PC3-12800 CL11 ECC DDR3 1600 MHz LP RDIMM	24 (12 per CPU)	-
90Y3109	A292	8 GB (1x 8 GB, 2Rx4, 1.5 V) PC3-12800 CL11 ECC DDR3 1600 MHz LP RDIMM	24 (12 per CPU)	52x, 62x, G2x, H2x, J2x, L2x
00D4968	A2U5	16GB (1x16GB, 2Rx4, 1.5V) PC3-12800 CL11 ECC DDR3 1600MHz LP RDIMM	24 (12 per CPU)	-
LRDIMMs				
90Y3105	A291	32 GB (1x 32 GB, 4Rx4, 1.35 V) PC3L-10600 CL9 ECC DDR3 1333 MHz LP LRDIMM	24 (12 per CPU)	-

Internal storage

IBM System x3550 M4 server supports the following internal storage configurations:

- Eight 2.5" Slim-SFF SAS/SATA hot-swap hard drive bays
- Four 2.5" Slim-SFF SAS/SATA hot-swap hard drive bays
- Three 3.5" hot-swap SAS/SATA hard drive bays
- Three 3.5" Simple Swap SATA hard drive bays (only available in CTO)

Figure 5 shows the first three of these configurations.



Figure 5. Internal drive configurations

Backplanes

All standard models, except C4x and C5x, ship with four 2.5" Slim-SFF SAS/SATA hot-swap hard drive bays. Models C4x and C5x ship with three 3.5" SAS/SATA hot-swap hard drive bays. The following table shows the internal storage expansion options available for the x3550 M4 server.

Table 7. Internal storage expansion options

Part number	Feature code	Description	Maximum supported
6 Gbps drive backplane connectivity			
81Y6657	A1HN	x3550 M4 plus 4x 2.5" HDD Assembly Kit	1
12 Gbps drive backplane connectivity (support is planned for later in 2013)			
None*	A464	x3550M4 4x 2.5" HS HDD Assembly Kit for 12Gb RAID	1
00Y7297	A465	x3550M4 2.5" HDD Assembly Kit for 12Gb RAID	1
00Y8597	A4K4	x3550M4 mini-SAS Cable Kit for 12Gb RAID	1

* Available only via CTO or special bid.

Option 81Y6657 upgrades models with four hot-swap HDD bays to eight hot-swap HDD bays. Models A2x and A3x require H1110 to be replaced by M1115 or M5110 to support eight HDDs. An optical drive can be installed internally when this option is used.

Option 00Y7297 together with option 00Y8597 upgrades CTO models with four 12 Gb 2.5" hot-swap drive bays to eight 12 Gb hot-swap 2.5" drive bays.

Controllers for internal storage

The following table lists the RAID controllers and the additional options used for the internal disk storage of the x3550 M4 server. The controllers are installed into a dedicated PCIe slot.

Table 8. RAID controllers and HBAs for internal storage (Part 1: 6 Gbps SAS/SATA)

Part number	Feature code	Description	Maximum supported	Standard models where used
81Y4492	A1XL	ServeRAID H1110 SAS/SATA Controller	1	A2x, C4x, A3x, C5x
81Y4448	A1MZ	ServeRAID M1115 SAS/SATA Controller	1	B2x, C2x, B3x, C3x
81Y4542	A1X1	ServeRAID M1100 Series Zero Cache/RAID 5 Upgrade	1	-
81Y4481	A347	ServeRAID M5110 SAS/SATA Controller	1	D2x, F2x, G2x, 52x, H2x, 62x, J2x, L2x, 32x, DDx, M2x, 23x, 33x, 43x, 53x, 73x, 83x, D3x, F3x, G3x, H3x, J3x, L3x, M3x
81Y4544	A1X2	ServeRAID M5100 Series Zero Cache/RAID 5 Upgrade	1	-
81Y4484	A1J3	ServeRAID M5100 Series 512MB Cache/RAID 5 Upgrade	1	DDx
81Y4487	A1J4	ServeRAID M5100 Series 512MB Flash/RAID 5 Upgrade	1	D2x, F2x, D3x, F3x
81Y4559	A1WY	ServeRAID M5100 Series 1GB Flash/RAID 5 Upgrade	1	G2x, H2x, J2x, L2x, 52x, 62x, 53x, 73x, 83x, G3x, H3x, J3x, L3x
81Y4508	A22E	ServeRAID M5100 Series Battery Kit	1*	DDx
81Y4546	A1X3	ServeRAID M5100 Series RAID 6 Upgrade	1†	-
90Y4273	A2MC	ServeRAID M5100 Series Performance Accelerator	1	-
90Y4318	A2MD	ServeRAID M5100 Series SSD Caching Enabler	1	-
46M0912	3876	IBM 6Gb Performance Optimized HBA	1	-
46C8988	A3MW	N2115 SAS/SATA HBA for IBM System x	1	-

* The ServeRAID M5100 Series Battery Kit (81Y4508) is only supported with ServeRAID M5100 Series 512MB Cache/RAID 5 Upgrade (81Y4484).

† The ServeRAID M5100 Series RAID 6 Upgrade (81Y4546) requires 512 MB or 1 GB cache upgrades.

Table 8. RAID controllers and HBAs for internal storage (Part 2: 12 Gbps SAS/SATA) (Support is planned for later in 2013)

Part number	Feature code	Description	Maximum supported	Standard models where used
46C9110	A3YZ	ServeRAID M5210 SAS/SATA Controller	1	-
47C8675	A3YY	N2215 SAS/SATA HBA for IBM System x	1	-
Hardware upgrades for the M5210				
47C8656	A3Z0	ServeRAID M5200 Series 1GB Cache/RAID 5 Upgrade	1	-
47C8660	A3Z1	ServeRAID M5200 Series 1GB Flash/RAID 5 Upgrade	1	-
47C8664	A3Z2	ServeRAID M5200 Series 2GB Flash/RAID 5 Upgrade	1	-
Feature on Demand upgrades for the M5210				
47C8708	A3Z6	ServeRAID M5200 Series Zero Cache/RAID 5 Upgrade	1	-
47C8706	A3Z5	ServeRAID M5200 Series RAID 6 Upgrade	1*	-
47C8710	A3Z7	ServeRAID M5200 Series Performance Accelerator	1*	-
47C8712	A3Z8	ServeRAID M5200 Series SSD Caching Enabler	1*	-

* Requires cache memory upgrade (47C8656, 47C8660, or 47C8664).

The ServeRAID H1110 adapter has the following specifications:

- Four internal 6 Gbps SAS/SATA ports
- One x4 mini-SAS internal connector (SFF-8087)
- Up to 6 Gbps throughput per port
- Based on LSI SAS2004 6 Gbps RAID on Chip (ROC) controller
- PCIe x4 Gen 3 host interface
- Supports RAID 0, 1, 1E, and 10
- Connects to up to four SAS or SATA drives

The ServeRAID M1115 SAS/SATA Controller has the following specifications:

- Eight internal 6 Gbps SAS/SATA ports
- Two x4 mini-SAS internal connectors (SFF-8087)
- Supports RAID levels 0, 1, and 10
- Supports RAID levels 5 and 50 with optional M1100 Series RAID 5 upgrades
- Up to 6 Gbps throughput per port
- PCIe x8 Gen 3 host interface
- Based on the LSI SAS2008 6 Gbps ROC controller

The ServeRAID M5110 SAS/SATA Controller has the following specifications:

- Eight internal 6 Gbps SAS/SATA ports
- Two x4 mini-SAS internal connectors (SFF-8087)
- Supports RAID levels 0, 1, and 10
- Supports RAID levels 5 and 50 with optional M5100 Series RAID 5 upgrades
- Supports RAID 6 and 60 with the optional M5100 Series RAID 6 Upgrade
- Supports 512 MB battery-backed cache or 512 MB or 1 GB flash-backed cache
- Up to 6 Gbps throughput per port
- PCIe x8 Gen 3 host interface
- Based on the LSI SAS2208 6 Gbps ROC controller

The ServerRAID M5210 SAS/SATA Controller has the following specifications:

- Eight internal 12 Gbps SAS/SATA ports
- Two x4 HD mini-SAS internal connectors (SFF-8643)
- Supports connections to SAS/SATA drives and SAS Expanders
- Supports RAID levels 0, 1, and 10
- Supports RAID levels 5 and 50 with optional M5200 Series RAID 5 upgrades
- Supports RAID 6 and 60 with the optional M5200 Series RAID 6 Upgrade
- Supports 1 GB non-backed cache or 1 GB or 2 GB flash-backed cache
- Up to 12 Gbps throughput per port
- PCIe 3.0 x8 host interface
- Based on the LSI SAS3108 12 Gbps ROC controller

The IBM 6Gb Performance Optimized HBA has the following specifications:

- Eight internal 6 Gbps SAS/SATA ports
- Two x4 mini-SAS internal connectors (SFF-8087)
- Supports connections to SAS/SATA HDDs and SATA SSDs
- Optimized for SSD performance
- No RAID support
- Up to 6 Gbps throughput per port
- PCIe 2.0 x8 host interface
- Based on the LSI SAS2008 6 Gbps controller

The IBM N2115 SAS/SATA HBA has the following specifications:

- Eight internal 6 Gbps SAS/SATA ports
- Two x4 mini-SAS internal connectors (SFF-8087)
- Supports connections to SAS/SATA HDDs and SATA SSDs
- Optimized for SSD performance
- No RAID support
- Up to 6 Gbps throughput per port
- PCIe 3.0 x8 host interface
- Based on the LSI SAS2308 6 Gbps controller

The IBM N2215 SAS/SATA HBA has the following specifications:

- Eight internal 12 Gbps SAS/SATA ports
- Two x4 HD mini-SAS internal connectors (SFF-8643)
- Supports connections to SAS/SATA HDDs and SATA SSDs
- Optimized for SSD performance
- No RAID support
- Up to 12 Gbps throughput per port
- PCIe 3.0 x8 host interface
- Based on the LSI SAS3008 12 Gbps controller

For more information, see the list of IBM Redbooks Product Guides in the RAID adapters category:

<http://www.redbooks.ibm.com/portals/systemx?Open&page=pg&cat=raid>

Internal drive options

The following table lists hard drive options for internal disk storage of the x3550 M4 server.

Table 9. Disk drive options for internal disk storage (Part 1)

Part number	Feature code	Description	Maximum supported
3.5" simple-swap HDDs - NL SATA*			
81Y9802	A22U	IBM 500GB 7.2K 6Gbps NL SATA 3.5" G2SS HDD	3
81Y9806	A22X	IBM 1TB 7.2K 6Gbps NL SATA 3.5" G2SS HDD	3
81Y9810	A22W	IBM 2TB 7.2K 6Gbps NL SATA 3.5" G2SS HDD	3
81Y9814	A22V	IBM 3TB 7.2K 6Gbps NL SATA 3.5" G2SS HDD	3
49Y6012	A3WA	IBM 4TB 7.2K 6Gbps NL SATA 3.5" G2SS HDD	3
3.5-inch hot-swap HDDs - SAS			
49Y6092	A3DV	IBM 300GB 15K 6Gbps SAS 3.5" G2HS HDD	3
49Y6097	A3DW	IBM 450GB 15K 6Gbps SAS 3.5" G2HS HDD	3
49Y6102	A3DX	IBM 600GB 15K 6Gbps SAS 3.5" G2HS HDD	3
3.5-inch hot-swap HDDs - NL SAS			
49Y6210	A4AF	IBM 4TB 7.2K 6Gbps NL SAS 3.5" G2HS HDD	3
00W1543	A4AJ	IBM 4TB 7.2K 6Gbps NL SAS 3.5" G2HS SED	3
90Y8577	A2R2	IBM 3TB 7.2K 6Gbps NL SAS 3.5" G2HS HDD	3
00W1533	A4AH	IBM 2TB 7.2K 6Gbps NL SAS 3.5" G2HS SED	3
90Y8572	A2U0	IBM 2TB 7.2K 6Gbps NL SAS 3.5" G2HS HDD	3
90Y8567	A26M	IBM 1TB 7.2K 6Gbps NL SAS 3.5" G2HS HDD	3
3.5-inch hot-swap HDDs - NL SATA			
81Y9786	A22Y	IBM 500GB 7.2K 6Gbps NL SATA 3.5" G2HS HDD	3
81Y9790	A22P	IBM 1TB 7.2K 6Gbps NL SATA 3.5" G2HS HDD	3
81Y9794	A22T	IBM 2TB 7.2K 6Gbps NL SATA 3.5" G2HS HDD	3
81Y9798	A22S	IBM 3TB 7.2K 6Gbps NL SATA 3.5" G2HS HDD	3
49Y6002	A3W9	IBM 4TB 7.2K 6Gbps NL SATA 3.5" G2HS HDD	3

* These drives are for use in a configuration that is only available through special bid or the Configure To Order (CTO) process.

Table 9. Disk drive options for internal disk storage (Part 2)

Part number	Feature code	Description	Maximum supported
2.5-inch hot-swap 10K HDDs - SAS			
00AD075**	A48S	IBM 1.2TB 10K 6Gbps SAS 2.5" G2HS HDD	8
81Y9650	A282	IBM 900GB 10K 6Gbps SAS 2.5" SFF HS HDD	8
90Y8872	A2XD	IBM 600GB 10K 6Gbps SAS 2.5" SFF G2HS HDD	8
90Y8877	A2XC	IBM 300GB 10K 6Gbps SAS 2.5" SFF G2HS HDD	8
2.5-inch hot-swap 15K HDDs - SAS			
00AJ300	A4VB	IBM 600GB 15K 6Gbps SAS 2.5" G2HS HDD	
81Y9670	A283	IBM 300GB 15K 6Gbps SAS 2.5" SFF HS HDD	8
90Y8926	A2XB	IBM 146GB 15K 6Gbps SAS 2.5" SFF G2HS HDD	8
2.5-inch hot-swap HDDs - SAS SED			
00AD085**	A48T	IBM 1.2TB 10K 6Gbps SAS 2.5" G2HS SED	8
81Y9662	A3EG	IBM 900GB 10K 6Gbps SAS 2.5" SFF G2HS SED	8
90Y8908	A3EF	IBM 600GB 10K 6Gbps SAS 2.5" SFF G2HS SED	8
90Y8913	A2XF	IBM 300GB 10K 6Gbps SAS 2.5" SFF G2HS SED	8
90Y8944	A2ZK	IBM 146GB 15K 6Gbps SAS 2.5" SFF G2HS SED	8
SAS Hybrid HDDs			
00AD102	A4G7	IBM 600GB 10K 6Gbps SAS 2.5" G2HS Hybrid	8
2.5-inch hot-swap HDDs - NL SAS			
90Y8953	A2XE	IBM 500GB 7.2K 6Gbps NL SAS 2.5" SFF G2HS HDD	8
81Y9690	A1P3	IBM 1TB 7.2K 6Gbps NL SAS 2.5" SFF HS HDD	8
2.5-inch hot-swap HDDs - NL SATA			
81Y9722	A1NX	IBM 250GB 7.2K 6Gbps NL SATA 2.5" SFF HS HDD	8
81Y9726	A1NZ	IBM 500GB 7.2K 6Gbps NL SATA 2.5" SFF HS HDD	8
81Y9730	A1AV	IBM 1TB 7.2K 6Gbps NL SATA 2.5" SFF HS HDD	8
2.5" hot-swap SAS SSDs - Enterprise			
49Y6129	A3EW	IBM 200GB SAS 2.5" MLC HS Enterprise SSD	8
49Y6134	A3EY	IBM 400GB SAS 2.5" MLC HS Enterprise SSD	8
49Y6139	A3F0	IBM 800GB SAS 2.5" MLC HS Enterprise SSD	8
49Y6195	A4GH	IBM 1.6TB SAS 2.5" MLC HS Enterprise SSD	8

** Not supported in E5-2600 v2 processor-based models

Table 9. Disk drive options for internal disk storage (Part 3)

Part number	Feature code	Description	Maximum supported
2.5" hot-swap SATA SSDs - Enterprise			
00W1125	A3HR	IBM 100GB SATA 2.5" MLC HS Enterprise SSD	8
41Y8331	A4FL	S3700 200GB SATA 2.5" MLC HS Enterprise SSD	8
41Y8336	A4FN	S3700 400GB SATA 2.5" MLC HS Enterprise SSD	8
41Y8341	A4FQ	S3700 800GB SATA 2.5" MLC HS Enterprise SSD	8
2.5" hot-swap SATA SSDs - Enterprise Value			
49Y5839	A3AS	IBM 64GB SATA 2.5" MLC HS Enterprise Value SSD	8
90Y8648	A2U4	IBM 128GB SATA 2.5" MLC HS Enterprise Value SSD	8
90Y8643	A2U3	IBM 256GB SATA 2.5" MLC HS Enterprise Value SSD	8
49Y5844	A3AU	IBM 512GB SATA 2.5" MLC HS Enterprise Value SSD	8
00AJ000	A4KM	S3500 120GB SATA 2.5" MLC HS Enterprise Value SSD	8
00AJ005	A4KN	S3500 240GB SATA 2.5" MLC HS Enterprise Value SSD	8
00AJ010	A4KP	S3500 480GB SATA 2.5" MLC HS Enterprise Value SSD	8
00AJ015	A4KQ	S3500 800GB SATA 2.5" MLC HS Enterprise Value SSD	8
2.5" simple-swap SSDs - Enterprise Value			
90Y8668	A2UB	IBM 128GB SATA 2.5" MLC SS Enterprise Value SSD	8
90Y8663	A2UC	IBM 256GB SATA 2.5" MLC SS Enterprise Value SSD	8

** Not supported in E5-2600 v2 processor-based models.

Internal backup units

The server does not support internal tape drive options or other internal backup units. However, it can be attached to the external tape drives using SAS or Fibre Channel connectivity (see Table 26).

Optical drives

The server supports the optical drive options listed in the following table. Server models with 3.5" HDDs do not support internal optical drive; they provide a third USB port on the front for an external optical drive.

Table 10. Optical drives

Part number	Feature code	Description	Maximum supported	Standard models where used
46M0901	4161	IBM UltraSlim Enhanced SATA DVD-ROM	1	-
46M0902	4163	UltraSlim Enhanced SATA Multi-Burner	1	-

IBM UltraSlim Enhanced SATA DVD-ROM (part number 46M0901) supports the following media and speeds for reading:

- CD-ROM 24X
- CD-DA (DAE) 20X
- CD-R 24X
- CD-RW 24X
- DVD-ROM (single layer) 8X
- DVD-ROM (dual layer) 8X
- DVD-R (4.7 GB) 6X
- DVD-R DL 4X
- DVD+R 6X
- DVD+R DL 4X
- DVD-RW (4.7 GB) 4X
- DVD+RW 4X
- DVD-RAM (4.7/9.4 GB) 4X

IBM UltraSlim Enhanced SATA Multi-Burner (46M0902) supports the same media and speeds for reading as DVD-ROM (46M0901). This drive also supports the following media and speeds for writing:

- CD-R 24X
- CD-RW 4X
- High Speed CD-RW 10X
- Ultra Speed CD-RW 16X
- Ultra Speed Plus CD-RW 16X
- DVD-R 8X
- DVD-R DL 6X
- DVD+R 8X
- DVD+R DL 6X
- DVD-RW 6X
- DVD+RW 8X
- DVD-RAM 5X

I/O expansion options

The server supports two PCI slots with different riser cards installed into two riser sockets on the system planar (one riser socket supports the installation of one riser card). The slot form factors are as follows:

- Slot 1: PCIe x16; low profile, half-length
- Slot 2: PCIe x16, PCIe x8, or PCI-X; full-height, half-length (PCIe x16 slot requires second processor to be installed)

Riser 1 supplies slot 1, and riser 2 supplies slot 2. All standard models except for model DDx have two riser cards installed that provide one PCIe x16 Gen 3 slot and one PCIe x8 Gen 3 slot (features A1HJ and A1HK). Model DDx has two PCIe x16 slots (A1HJ and A1HL)

You can replace the second riser card with one of the following (or configure one of these riser cards instead of the second riser card using special bid or CTO), provided a second processor is also installed:

- A riser with one PCIe x16 Gen 3 slot (69Y5671, feature A1HL)
- A riser with one PCIe x8 Gen 3 slot (69Y5670, feature A1HK)
- A riser with one PCI-X 64 bit/133 MHz slot (69Y5669, feature A1HM)

The following table lists the PCI riser card options.

Table 11. PCI riser card options

Part number	Feature code	Description	Maximum supported	Models where used
94Y7585	A1HJ	x3550 M4 PCIe Riser Card 1 (1 x16 LP Slot)	1	All models
69Y5670	A1HK	x3550 M4 PCIe Gen-III Riser Card 2 (1 x8 FH/HL Slot)	1	All models except DDx
69Y5671	A1HL	x3550 M4 PCIe Gen-III Riser Card 2 (1 x16 FH/HL Slot)	1	DDx
69Y5669	A1HM	x3550 M4 PCI-X Riser Card 2 (1 PCIX FH/HL Slot)	1	-

The x3550 M4 Thermal Solution Kit, 00Y7117 contains two 40mm fans which provides the fifth and sixth system fans needed for these options when only one processor is installed:

- All supported PCIe SSD adapters
- QLogic Dual Port 10GbE SFP+ Embedded VFA for IBM System x
- QLogic 8200 Dual Port 10GbE SFP+ VFA for IBM System x
- ServeRAID M5120 SAS/SATA Controller for IBM System x
- Solarflare SFN5162F MR Dual Port 10GbE SFP+ Adapter for IBM System x
- Solarflare SFN6122F LL Dual Port 10GbE SFP+ Adapter for IBM System x

The Thermal Solution Kit is not needed if two processors are installed, since the second processor includes these fans.

Table 12. Thermal Solution Kit

Part number	Feature code	Description	Maximum supported
00Y7117	A47L*	x3550 M4 Thermal Solution Kit (contains two fans)	1

* For CTO orders, quantity two of feature code A40L, x3550 M4 Addl Fan for High Performance Adapters will be substituted

Network adapters

The x3550 M4 supports four integrated Gigabit Ethernet ports.

Integrated NICs have the following features:

- An Intel I350AM4 chip
- Four GbE ports
- TCP Offload Engine (TOE) support
- Wake on LAN support
- 802.1Q VLAN tagging support
- IPv6 support
- NIC Teaming (load balancing and failover)

Optionally, two 10 Gb Ethernet ports can be added by installing the a dual-port 10 Gb Ethernet mezzanine card as listed in the following table. Mezzanine cards use a dedicated connector on the system board and do not consume a PCI expansion slot.

The following table lists additional supported network adapters.

Table 13. Network adapters (Part 1)

Part number	Feature code	Description	Maximum supported
10 Gb Ethernet Mezzanine cards (does not consume a PCI expansion slot)			
90Y6454*	A22H	QLogic Dual Port 10GbE SFP+ Embedded VFA for IBM System x	1*
90Y5179	A2TF	QLogic Embedded VFA FCoE/iSCSI License for IBM System x (FoD) (Features on Demand Upgrade for 90Y6454)	1
90Y6456#	A22J	Emulex Dual Port 10GbE SFP+ Embedded VFA III for IBM System x	1
90Y5178#	A2TE	Emulex Embedded VFA III FCoE/iSCSI License for IBM System x (FoD license upgrade for 90Y6456)	1
49Y7980	A3JS	Intel X520 Dual Port 10GbE SFP+ Embedded Adapter for IBM System x	1
49Y7990	A3JT	Intel X540 Dual Port 10GBase-T Embedded Adapter for IBM System x	1
40 Gb Ethernet			
00D9550	A3PN	Mellanox ConnectX-3 FDR VPI IB/E Adapter for IBM System x	2

* The QLogic Dual Port 10GbE SFP+ Embedded VFA and QLogic 8200 Dual Port 10GbE SFP+ VFA both require the x3550 M4 Thermal Solution Kit, 00Y7117 or the second processor (with additional system fans).

Not supported in E5-2600 v2 processor-based models.

Table 13. Network adapters (Part 2)

Part number	Feature code	Description	Maximum supported
10 Gb Ethernet			
49Y7910	A18Y	Broadcom NetXtreme II Dual Port 10GBase-T Adapter for IBM System x	2
42C1820	1637	Brocade 10Gb Dual-port CNA for IBM System x	2
95Y3762#	A2U1	Emulex 10 GbE Virtual Fabric Adapter III for IBM System x	2
95Y3760#	A2U2	Emulex VFA III FCoE/iSCSI License for IBM System x (FoD license upgrade for 95Y3762)	2**
49Y7960	A2EC	Intel X520-DA2 Dual Port 10GbE SFP+ Adapter for IBM System x	2
49Y7970	A2ED	Intel X540-T2 Dual Port 10GBase-T Adapter for IBM System x	2
81Y9990#	A1M4	Mellanox ConnectX-2 Dual Port 10GbE Adapter for IBM System x	2
00D9690	A3PM	Mellanox ConnectX-3 10GbE Adapter for IBM System x	2
90Y4600*	A3MR	QLogic 8200 Dual Port 10GbE SFP+ VFA for IBM System x	2*
42C1800	5751	QLogic 10Gb Dual Port CNA for IBM System x	2
47C9952	A47H	Solarflare SFN5162F MR Dual Port 10GbE SFP+ Adapter	2
47C9960	A47J	Solarflare SFN6122F LL Dual Port 10GbE SFP+ Adapter	2
Gigabit Ethernet			
39Y6066	1485	NetXtreme II 1000 Express Ethernet Adapter	2
42C1780	2995	NetXtreme II 1000 Express Dual Port Ethernet Adapter	2
49Y4220	5766	NetXtreme II 1000 Express Quad Port Ethernet Adapter	2
42C1750	2975	PRO/1000 PF Server Adapter by Intel	2
49Y4230	5767	Intel Ethernet Dual Port Server Adapter I340-T2 for IBM System x	2
49Y4240	5768	Intel Ethernet Quad Port Server Adapter I340-T4 for IBM System x	2
90Y9352	A2V3	Broadcom NetXtreme I Quad Port GbE Adapter for IBM System x	2
90Y9370	A2V4	Broadcom NetXtreme I Dual Port GbE Adapter for IBM System x	2
InfiniBand Mezzanine cards (does not consume a PCI expansion slot)			
00D4143	A36R	IBM Dual Port FDR Embedded Adapter	1
InfiniBand			
95Y3750#	A2MY	Mellanox ConnectX-2 Dual-port QSFP QDR IB Adapter for IBM System x	2
00D9550	A3PN	Mellanox ConnectX-3 FDR VPI IB/E Adapter for IBM System x	2

* The QLogic Dual Port 10GbE SFP+ Embedded VFA and QLogic 8200 Dual Port 10GbE SFP+ VFA both require the x3550 M4 Thermal Solution Kit, 00Y7117 or the second processor (with additional system fans).

** One license upgrade per adapter.

Not supported in E5-2600 v2 processor-based models.

For more information, see the list of IBM Redbooks Product Guides in the Networking adapters category: <http://www.redbooks.ibm.com/portals/systemx?Open&page=pg&cat=networkadapters>

Storage host bus adapters

The following table lists storage HBAs supported by the x3550 M4 server.

Table 14. Storage adapters (Part 1)

Part number	Feature code	Description	Maximum supported
Fibre Channel - 16 Gb			
81Y1675	A2XV	Brocade 16Gb FC Dual-port HBA for IBM System x	2
81Y1668	A2XU	Brocade 16Gb FC Single-port HBA for IBM System x	2
81Y1662	A2W6	Emulex 16Gb FC Dual-port HBA for IBM System x	2
81Y1655	A2W5	Emulex 16Gb FC Single-port HBA for IBM System x	2
00Y3337	A3KW	QLogic 16Gb FC Single-port HBA for IBM System x	2
00Y3341	A3KX	QLogic 16Gb FC Dual-port HBA for IBM System x	2
Fibre Channel - 8 Gb			
46M6049	3589	Brocade 8Gb FC Single-port HBA for IBM System x	2
46M6050	3591	Brocade 8Gb FC Dual-port HBA for IBM System x	2
42D0485	3580	Emulex 8Gb FC Single-port HBA for IBM System x	1
42D0494	3581	Emulex 8Gb FC Dual-port HBA for IBM System x	1
42D0501	3578	QLogic 8Gb FC Single-port HBA for IBM System x	2
42D0510	3579	QLogic 8Gb FC Dual-port HBA for IBM System x	2

Table 14. Storage adapters (Part 2)

Part number	Feature code	Description	Maximum supported
Fibre Channel - 4 Gb*			
59Y1987	3885	Brocade 4Gb FC Single-port HBA for IBM System x	2
59Y1993	3886	Brocade 4Gb FC Dual-port HBA for IBM System x	2
42C2069	1698	Emulex 4Gb FC Single-Port PCI-e HBA for IBM System x	2
42C2071	1699	Emulex 4Gb FC Dual-Port PCI-e HBA for IBM System x	2
39R6525	3567	QLogic 4Gb FC Single-Port PCIe HBA for IBM System x	2
39R6527	3568	QLogic 4Gb FC Dual-Port PCIe HBA for IBM System x	2
SAS			
46M0907	5982	IBM 6Gb SAS HBA Controller	2
46C9010	A3MV	N2125 SAS/SATA HBA for IBM System x	2

* Not supported in E5-2600 v2 processor-based models.

For more information, see the list of IBM Redbooks Product Guides in the Host bus adapters category: <http://www.redbooks.ibm.com/portals/systemx?Open&page=pg&cat=hba>

PCIe SSD adapters

The server supports the High IOPS SSD adapters listed in the following table. These adapter require either the x3550 M4 Thermal Solution Kit, 00Y7117 or the second processor (with additional system fans).

Table 15. SSD adapters

Part number	Feature code	Description	Maximum supported
46C9078	A3J3	IBM 365GB High IOPS MLC Mono Adapter	2*
46C9081	A3J4	IBM 785GB High IOPS MLC Mono Adapter	2*
90Y4377	A3DY	IBM 1.2TB High IOPS MLC Mono Adapter	2*
90Y4397	A3DZ	IBM 2.4TB High IOPS MLC Duo Adapter	1*
00AE861	A4WT	IBM Flash Adapter F825 Enterprise Value for System x	2
00AE864	A4WS	IBM Flash Adapter F1650 Enterprise Value for System x	2

* These adapters require the x3550 M4 Thermal Solution Kit, 00Y7117 or the second processor (with additional system fans).

GPU adapters

The server supports a graphics processing unit (GPU) provided the x16 riser card (69Y5671, feature A1HL) is installed. The server provides up to 225W of external power to each GPU. The following table lists the supported GPUs.

Table 16. GPU adapters

Part number	Feature code	Description	Maximum supported
None*	A1QU	NVIDIA Quadro 2000**	1
None*	A13K	NVIDIA Quadro 600**	1
None*	A3WH	NVIDIA Quadro K600	1

* These GPU adapters are available via Special Bid or CTO only.

** Not supported in E5-2600 v2 processor-based servers.

If the NVIDIA Quadro 600 is installed, the maximum memory that can be installed is 128 GB.

If the NVIDIA Quadro 2000 is installed, the maximum memory that can be installed is 512 GB. The Quadro 2000 is not supported with the M1115 or IBM 6Gb Performance Optimized HBA due to physical space limitations. Only the ServeRAID H1110 and M5110 are supported.

If the NVIDIA Quadro K600 is installed, the maximum memory that can be installed is 1 TB.

Power supplies

The server supports up to two redundant power supplies, providing N+1 redundancy. Standard models come with one or two power supplies (model dependent). The following table lists the power supplies. An AC power supply ships standard with one 2.8 m C13 - C14 power cord.

Table 17. Power supplies

Part number	Feature code	Description	Maximum supported	Standard models where used
94Y6668	A1H6	IBM System x 550W High Efficiency Platinum AC Power Supply	2	All other models
94Y6669	A1H5	IBM System x 750W High Efficiency Platinum AC Power Supply	2	L2x, 32x, M2x, L3x, M3x, 23x, 33x, 43x, 73x, 83x
94Y7631	A39N	IBM System x 750W High Efficiency -48 V DC Power Supply	2	-

Integrated virtualization

The server supports VMware ESXi installed on a USB memory key. The key is installed in a USB socket inside the server. The following table lists the virtualization options.

Table 18. Virtualization options

Part number	Feature code	Description	Maximum supported
41Y8298	A2G0	IBM Blank USB Memory Key for VMware ESXi Downloads	1
41Y8300	A2VC	IBM USB Memory Key for VMware vSphere 5.0	1
41Y8307	A383	IBM USB Memory Key for VMware ESXi 5.0 Update 1	1
41Y8311	A2R3	IBM USB Memory Key for VMware ESXi 5.1	1

Systems management

The server contains IBM Integrated Management Module II (IMM2), which provides advanced service-processor control, monitoring, and an alerting function. If an environmental condition exceeds a threshold or if a system component fails, the IMM lights LEDs to help you diagnose the problem, records the error in the event log, and alerts you to the problem. Optionally, the IMM also provides a virtual presence capability for remote server management capabilities.

The IMM provides remote server management through industry-standard interfaces:

- Intelligent Platform Management Interface (IPMI) Version 2.0
- Simple Network Management Protocol (SNMP) Version 3
- Common Information Model (CIM)
- Web browser

The optional IBM Integrated Management Module Advanced Upgrade is required to enable the remote presence and blue-screen capture features. The remote presence feature provides the following functions:

- Remotely viewing video with graphics resolutions up to 1600x1200 at 75 Hz with up to 23 bits per pixel, regardless of the system state
- Remotely accessing the server using the keyboard and mouse from a remote client
- Mapping the CD or DVD drive, diskette drive, and USB flash drive on a remote client, and mapping ISO and diskette image files as virtual drives that are available for use by the server
- Uploading a diskette image to the IMM memory and mapping it to the server as a virtual drive

The blue-screen capture feature captures the video display contents before the IMM restarts the server when the IMM detects an operating system hang condition. A system administrator can use the blue-screen capture to assist in determining the cause of the hang condition. The following table lists the remote management option.

Table 19. Remote management option

Part number	Description	Maximum quantity supported
90Y3901	IBM Integrated Management Module Advanced Upgrade	1

All standard models ship with a pop-out light path diagnostics panel on the front of the server (See Figure 2). Configure-to-order (CTO) customers may elect to deselect this feature and instead have a basic light path diagnostics panel on the front of the server. The following table shows the two light path diagnostics features.

Table 20. Light path diagnostics options

Part number	Feature code	Description	Maximum supported	Models where used
None*	A1LF	IBM System x Lightpath Kit	1	-
00Y7676	A2U6	IBM System x Advanced Lightpath Kit	1	All models

* CTO only

Supported operating systems

The server supports the following operating systems:

- Microsoft Windows Server 2012 R2 (support is planned for earlier in 2014)
- Microsoft Windows Server 2012
- Microsoft Windows Server 2008 R2
- Microsoft Windows Server 2008, Datacenter x64 Edition
- Microsoft Windows Server 2008, Datacenter x86 Edition
- Microsoft Windows Server 2008, Enterprise x64 Edition
- Microsoft Windows Server 2008, Enterprise x86 Edition
- Microsoft Windows Server 2008, Standard x64 Edition
- Microsoft Windows Server 2008, Standard x86 Edition
- Microsoft Windows Server 2008, Web x64 Edition
- Microsoft Windows Server 2008, Web x86 Edition
- Microsoft Windows Small Business Server 2008 Premium Edition*
- Microsoft Windows Small Business Server 2008 Standard Edition*
- Red Hat Enterprise Linux 5 Server with Xen x64 Edition
- Red Hat Enterprise Linux 5 Server x64 Edition
- Red Hat Enterprise Linux 6 Server Edition
- Red Hat Enterprise Linux 6 Server x64 Edition
- SUSE LINUX Enterprise Server 10 for AMD64/EM64T
- SUSE LINUX Enterprise Server 11 for AMD64/EM64T
- SUSE LINUX Enterprise Server 11 for x86
- SUSE LINUX Enterprise Server 11 with Xen for AMD64/EM64T
- VMware ESX 4.1*
- VMware ESXi 4.1*
- VMware vSphere 5
- VMware vSphere 5.1

* Not supported with E5-2600 v2 processor-based server models.

See the IBM ServerProven® website for the latest information about the specific versions and service levels supported and any other prerequisites:

<http://www.ibm.com/systems/info/x86servers/serverproven/compat/us/nos/matrix.shtml>

Physical and electrical specifications

Dimensions and weight:

- Height: 43 mm (1.7 in)
- Width: 429 mm (16.9 in)
- Depth: 734 mm (28.9 in)
- Weight:
 - Minimum configuration: 12.7 kg (28 lb)
 - Maximum configuration: 15.9 kg (35.1 lb)

Supported environment:

- Air temperature
 - Server on: 5°C to 40°C (41°F to 104°F); altitude: 0 to 915 m (3,000 ft) for models with 60W to 95W processors
 - Server on: 10°C to 35°C (50°F to 95°F); altitude: 0 to 915 m (3,000 ft) for models with 115W to 130W processors
 - Server on: 10°C to 27°C (50°F to 81°F); altitude: 0 to 304 m (1,000 ft) for models with 135W processors
 - Server off: 5°C to 45°C (41°F to 113°F)
 - Shipping: -40°C to +60°C (-40°F to 140°F)
- Humidity
 - For models with 115W to 135W processors
 - Server on: 20% to 80%, maximum dew point 21 C, maximum rate of change 5 C/hr
 - Server off: 8% to 80%, maximum dew point 27 C
 - For models with 60W to 95W processors
 - Server on: 8% to 85%, maximum dew point 24 C, maximum rate of change 5 C/hr
 - Server off: 8% to 80%, maximum dew point 27 C
- Electrical
 - Models with 750 W power supplies:
 - 100 to 127 (nominal) V ac; 50 Hz or 60 Hz; 8.9 A
 - 200 to 240 (nominal) V ac; 50 Hz or 60 Hz; 4.5 A
 - Input kilovolt-amperes (kVA) (approximately):
 - Minimum configuration: 0.14 kVA
 - Maximum configuration: 0.9 kVA
 - Models with 550 W power supplies:
 - 100 to 127 (nominal) V ac; 50 Hz or 60 Hz; 6.5 A
 - 200 to 240 (nominal) V ac; 50 Hz or 60 Hz; 3.3 A
 - Input kilovolt-amperes (kVA) (approximately):
 - Minimum configuration: 0.14 kVA
 - Maximum configuration: 0.66 kVA

- BTU output
 - Minimum configuration: 461 Btu/hr (135 watts)
 - Maximum configuration: 2900 Btu/hr (850 watts)
- Noise level
 - 6.5 bels (operating)
 - 6.3 bels (idle)

Warranty options

The IBM System x3550 M4 has a three-year onsite warranty with 9x5/next business day terms. IBM offers the warranty service upgrades through IBM ServicePacs, discussed in this section. The IBM ServicePac is a series of prepackaged warranty maintenance upgrades and post-warranty maintenance agreements with a well-defined scope of services, including service hours, response time, term of service, and service agreement terms and conditions.

IBM ServicePac offerings are country-specific, that is, each country might have its own service types, service levels, response times, and terms and conditions. Not all covered types of ServicePacs might be available in a particular country. For more information about IBM ServicePac offerings available in your country, visit the IBM ServicePac Product Selector at:

<https://www-304.ibm.com/sales/gss/download/spst/servicepac>

The following table explains warranty service definitions in more detail.

Table 21. Warranty service definitions

Term	Description
IBM onsite repair (IOR)	A service technician will come to the server's location for equipment repair.
24x7x2 hour	A service technician is scheduled to arrive at your client's location within two hours after remote problem determination is completed. We provide service around the clock, every day, including IBM holidays.
24x7x4 hour	A service technician is scheduled to arrive at your client's location within four hours after remote problem determination is completed. We provide service around the clock, every day, including IBM holidays.
9x5x4 hour	A service technician is scheduled to arrive at your client's location within four business hours after remote problem determination is completed. We provide service from 8:00 a.m. to 5:00 p.m. in the client's local time zone, Monday through Friday, excluding IBM holidays. If after 1:00 p.m. it is determined that onsite service is required, the client can expect the service technician to arrive the morning of the following business day. For noncritical service requests, a service technician will arrive by the end of the following business day.
9x5 next business day	A service technician is scheduled to arrive at your client's location on the business day after we receive your call, following remote problem determination. We provide service from 8:00 a.m. to 5:00 p.m. in the client's local time zone, Monday through Friday, excluding IBM holidays.

In general, the types of IBM ServicePacs are as follows:

- Warranty and maintenance service upgrades
 - One, two, three, four, or five years of 9x5 or 24x7 service coverage
 - Onsite repair from next business day to 4 or 2 hours
 - One or two years of warranty extension
- Remote technical support services
 - One or three years with 24x7 coverage (severity 1) or 9x5/next business day for all severities
 - Installation and startup support for System x servers
 - Remote technical support for System x servers
 - Software support - Support Line
 - Microsoft or Linux software
 - VMware
 - IBM Systems Director

Regulatory compliance

The server conforms to the following standards:

- FCC - Verified to comply with Part 15 of the FCC Rules, Class A
- Canada ICES-003, issue 4, Class A
- UL/IEC 60950-1
- CSA C22.2 No. 60950-1
- NOM-019
- Argentina IEC60950-1
- Japan VCCI, Class A
- Australia/New Zealand AS/NZS CISPR 22, Class A
- IEC 60950-1(CB Certificate and CB Test Report)
- China CCC (GB4943), GB9254 Class A, GB17625.1
- Taiwan BSMI CNS13438, Class A; CNS14336-1
- Korea KN22, Class A; KN24
- Russia/GOST ME01, IEC-60950-1, GOST R 51318.22, GOST R 51318.24, GOST R 51317.3.2, GOST R 51317.3.3
- IEC 60950-1 (CB Certificate and CB Test Report)
- CE Mark (EN55022 Class A, EN60950-1, EN55024, EN61000-3-2, EN61000-3-3)
- CISPR 22, Class A
- TUV-GS (EN60950-1 /IEC60950-1,EK1-ITB2000)
- RoHS (Directive 2011/65/E)

External disk storage expansion

The server supports attachment to external storage expansion enclosures, such as the EXP2500 series, by using the ServeRAID M5120 SAS/SATA Controller. The server can also be attached to supported external storage systems, such as the IBM System Storage® DS3500 series, using the supported HBAs.

Table 22. RAID controllers and options for external disk storage expansion

Part number	Feature code	Description	Maximum supported	Standard models where used
81Y4478**	A1WX	ServeRAID M5120 SAS/SATA Controller	2**	-
Hardware upgrades for the M5120				
81Y4508	A22E	ServeRAID M5100 Series Battery Kit	1*	-
81Y4484	A1J3	ServeRAID M5100 Series 512MB Cache/RAID 5 Upgrade	1	-
81Y4487	A1J4	ServeRAID M5100 Series 512MB Flash/RAID 5 Upgrade	1	-
81Y4559	A1WY	ServeRAID M5100 Series 1GB Flash/RAID 5 Upgrade	1	-
Feature on Demand upgrades for the M5120				
81Y4544	A1X2	ServeRAID M5100 Series Zero Cache/RAID 5 Upgrade	1	-
90Y4318	A2MD	ServeRAID M5100 Series SSD Caching Enabler	1	-
90Y4273	A2MC	ServeRAID M5100 Series SSD Performance Key	1	-
81Y4546	A1X3	ServeRAID M5100 Series RAID 6 Upgrade	1†	-

* The ServeRAID M5100 Series Battery Kit (81Y4508) is only supported with ServeRAID M5100 Series 512MB Cache/RAID 5 Upgrade (81Y4484).

† The ServeRAID M5100 Series RAID 6 Upgrade (81Y4546) requires 512 MB or 1 GB cache upgrades.

** The ServeRAID M5120 SAS/SATA Controller requires the x3550 M4 Thermal Solution Kit, 00Y7117 or the second processor (with additional system fans).

The ServeRAID M5120 SAS/SATA Controller has the following specifications:

- Eight external 6 Gbps SAS/SATA ports
- Two external x4 mini-SAS connectors (SFF-8088)
- Supports RAID levels 0, 1, and 10
- Supports RAID levels 5 and 50 with optional M5100 Series RAID 5 upgrades
- Supports RAID 6 and 60 with the optional M5100 Series RAID 6 Upgrade
- Supports 512 MB battery-backed cache or 512 MB or 1 GB flash-backed cache
- Up to 6 Gbps throughput per port
- PCIe x8 Gen 3 host interface
- Based on the LSI SAS2208 6 Gbps ROC controller
- Supports connectivity to the EXP2512 and EXP2524 storage expansion enclosures

For more information, see the IBM Redbooks® Product Guide *ServeRAID M5120 SAS/SATA Controller for IBM System x* at:

<http://www.redbooks.ibm.com/abstracts/tips0858.html?Open>

The ServeRAID M5120 SAS/SATA Controller supports connectivity to the IBM System Storage external expansion enclosures listed in the following table. Up to nine expansion enclosures can be daisy-chained per one M5120 external port. For better performance, distribute expansion enclosures evenly across both M5120 ports.

Table 23. IBM System Storage external expansion enclosures

Part number	Description	Maximum quantity supported per one M5120
174712X	IBM System Storage EXP2512 Express	18
174724X	IBM System Storage EXP2524 Express	9

The external SAS cables listed in the following table support connectivity between external expansion enclosures and the ServeRAID M5120 SAS/SATA Controller.

Table 24. External SAS cables for external storage expansion enclosures

Part number	Description	Maximum quantity supported per one enclosure
39R6531	IBM 3 m SAS Cable	1
39R6529	IBM 1 m SAS Cable	1

The following table lists the drives supported by EXP2512 external expansion enclosures.

Table 25. Drive options for EXP2512 external expansion enclosures

Part number	Description	Maximum quantity supported per one enclosure
3.5-inch NL SAS HS HDDs		
49Y1903	1TB 7,200 rpm 6Gb SAS NL 3.5" HDD	12
49Y1902	2TB 7,200 rpm 6Gb SAS NL 3.5" HDD	12
90Y8720	3TB 7,200 rpm 6Gb SAS NL 3.5" HDD	12
3.5-inch SAS HS HDDs		
49Y1899	300GB 15,000 rpm 6Gb SAS 3.5" HDD	12
49Y1900	450GB 15,000 rpm 6Gb SAS 3.5" HDD	12
49Y1901	600GB 15,000 rpm 6Gb SAS 3.5" HDD	12

The following table lists the hard disk drives supported by EXP2524 external expansion enclosures.

Table 26. Drive options for EXP2524 external expansion enclosures

Part number	Description	Maximum quantity supported per one enclosure
2.5-inch NL SAS HS HDDs		
49Y1898	500GB 7,200 rpm 6Gb SAS NL 2.5" HDD	24
81Y9952	1TB 7,200 rpm 6Gb SAS NL 2.5" HDD	24
2.5-inch SAS HS HDDs		
49Y1896	146GB 15,000 rpm 6Gb SAS 2.5" HDD	24
49Y1895	300GB 10,000 rpm 6Gb SAS 2.5" HDD	24
81Y9944	300GB 15,000 rpm 6Gb SAS 2.5" HDD	24
81Y9596	600GB 10,000 rpm 6Gb SAS 2.5" HDD	24
81Y9948	900GB 10,000 rpm 6Gb SAS 2.5" HDD	24
2.5-inch SAS HS SSDs		
81Y9956	200GB 2.5" SAS SSD	24
81Y9960	400GB 2.5" SAS SSD	24

External disk storage systems

The following table lists the external storage systems that are supported by x3550 M4 and can be ordered through System x sales channel. The server may support other IBM disk systems that are not listed in this table. Refer to IBM System Storage Interoperability Center for further information.

Table 27. External disk storage systems

Part number	Description
2072L2C	IBM Storwize V3700 LFF Dual Control Enclosure
2072LEU	IBM Storwize V3700 LFF Expansion Enclosure
2072S2C	IBM Storwize V3700 SFF Dual Control Enclosure
2072SEU	IBM Storwize V3700 SFF Expansion Enclosure
1746A2D	IBM System Storage DS3512 Express Dual Controller Storage System
1746A2S	IBM System Storage DS3512 Express Single Controller Storage System
1746A4D	IBM System Storage DS3524 Express Dual Controller Storage System
1746A4S	IBM System Storage DS3524 Express Single Controller Storage System
181494H	IBM System Storage DS3950 Model 94
181498H	IBM System Storage DS3950 Model 98
181492H	IBM System Storage EXP395 Expansion Unit
1746A2E	IBM System Storage EXP3512 Express Storage™ Expansion Unit
1746A4E	IBM System Storage EXP3524 Express Storage Expansion Unit

For more information, see the list of IBM Redbooks Product Guides in the System Storage category:
<http://www.redbooks.ibm.com/portals/systemx?Open&page=pg&cat=externalstorage>

External backup units

The server supports the external backup attachment options listed in Table 18.

Table 28. External backup options (Part 1)

Part number	Description
External tape expansion enclosures for internal tape drives	
87651UX	1U Tape Drive Enclosure
8767HHX	Half High Tape Drive Enclosure
87651NX	1U Tape Drive Enclosure (with Nema 5-15P LineCord)
8767HNX	Half High Tape Drive Enclosure (with Nema 5-15P LineCord)
Tape enclosure adapters (with cables)	
44E8869	USB Enclosure Adapter Kit
40K2599	SAS Enclosure Adapter Kit
Internal backup drives supported by external tape enclosures	
46C5399	IBM DDS Generation 5 USB Tape Drive
39M5636	IBM DDS Generation 6 USB Tape Drive
43W8478	IBM Half High LTO Gen 3 SAS Tape Drive
44E8895	IBM Half High LTO Gen 4 SAS Tape Drive
49Y9898	IBM Half High LTO Gen 5 Internal SAS Tape Drive
00D8924	IBM Half High LTO Ultrium Gen 6 Internal SAS Tape Drive
00D2786	IBM RDX Internal USB 3.0 Dock with 320GB Cartridge
00D2787	IBM RDX Internal USB 3.0 Dock with 500GB Cartridge
00D2788	IBM RDX Internal USB 3.0 Dock with 1TB Cartridge

Table 28. External backup options (Part 2)

Part number	Description
External backup units*	
362516X	IBM RDX Removable Hard Disk Storage System - External USB 160 GB Bundle
362532X	IBM RDX Removable Hard Disk Storage System - External USB 320 GB Bundle
362550X	IBM RDX Removable Hard Disk Storage System - External USB 500 GB Bundle
3628L3X	IBM Half High LTO Gen 3 External SAS Tape Drive (with US line cord)
3628L4X	IBM Half High LTO Gen 4 External SAS Tape Drive (with US line cord)
3628L5X	IBM Half High LTO Gen 5 External SAS Tape Drive (with US line cord)
3628N3X	IBM Half High LTO Gen 3 External SAS Tape Drive (without line cord)
3628N4X	IBM Half High LTO Gen 4 External SAS Tape Drive (without line cord)
3628N5X	IBM Half High LTO Gen 5 External SAS Tape Drive (without line cord)
3580S3V	System Storage TS2230 Tape Drive Express Model H3V
3580S4V	System Storage TS2240 Tape Drive Express Model H4V
3580S5E	System Storage TS2250 Tape Drive Express Model H5S
3580S5X	System Storage TS2350 Tape Drive Express Model S53
3572S4R	TS2900 Tape Library with LTO4 HH SAS drive & rack mount kit
3572S5R	TS2900 Tape Library with LTO5 HH SAS drive & rack mount kit
35732UL	TS3100 Tape Library Model L2U Driveless
35734UL	TS3200 Tape Library Model L4U Driveless
46X2682†	LTO Ultrium 5 Fibre Channel Drive
46X2683†	LTO Ultrium 5 SAS Drive Sled
46X2684†	LTO Ultrium 5 Half High Fibre Drive Sled
46X2685†	LTO Ultrium 5 Half High SAS Drive Sled
46X6912†	LTO Ultrium 4 Half High Fibre Channel Drive Sled
46X7117†	LTO Ultrium 4 Half High SAS DriveV2 Sled
46X7122†	LTO Ultrium 3 Half High SAS DriveV2 Sled

* Note: The external tape drives listed can be ordered through the IBM System x sales channel. The server may support other IBM tape drives that are not listed in this table. Refer to the IBM System Storage Interoperability Center for further information.

† Note: These part numbers are the tape drives options for 35732UL and 35734UL.

For more information, see the list of IBM Redbooks Product Guides in the Backup units category:
<http://www.redbooks.ibm.com/portals/systemx?Open&page=pg&cat=tape>

Top-of-rack Ethernet switches

The server supports the top-of-rack Ethernet switches from IBM System Networking listed in the following table.

Table 29. IBM System Networking - Top-of-rack switches

Part number	Description
IBM System Networking - 1 Gb top-of-rack switches	
0446013	IBM System Networking RackSwitch G8000R
7309CFC	IBM System Networking RackSwitch G8000F
7309CD8	IBM System Networking RackSwitch G8000DC
7309G52	IBM System Networking RackSwitch G8052R
730952F	IBM System Networking RackSwitch G8052F
427348E	IBM Ethernet Switch J48E
6630010	Juniper Networks EX2200 24 Port
6630011	Juniper Networks EX2200 24 Port with PoE
6630012	Juniper Networks EX2200 48 Port
6630013	Juniper Networks EX2200 48 Port with PoE
IBM System Networking - 10 Gb top-of-rack switches	
7309DRX	IBM System Networking RackSwitch G8264CS (Rear to Front)
7309DFX	IBM System Networking RackSwitch G8264CS (Front to Rear)
7309BD5	IBM System Networking RackSwitch G8124DC
7309BR6	IBM System Networking RackSwitch G8124ER
7309BF7	IBM System Networking RackSwitch G8124EF
7309G64	IBM System Networking RackSwitch G8264R
730964F	IBM System Networking RackSwitch G8264F
7309CR9	IBM System Networking RackSwitch G8264TR
7309CF9	IBM System Networking RackSwitch G8264TF
0719410	Juniper Networks EX4500 - Front to Back Airflow
0719420	Juniper Networks EX4500 - Back to Front Airflow
IBM System Networking - 40 Gb top-of-rack switches	
8036ARX	IBM System Networking RackSwitch G8316R
8036AFX	IBM System Networking RackSwitch G8316F

For more information, see the list of IBM Redbooks Product Guides in the Top-of-rack switches category: <http://www.redbooks.ibm.com/portals/systemx?Open&page=pg&cat=tor>

Uninterruptible power supply units

The server supports attachments to the uninterruptible power supply (UPS) units listed in the following table.

Table 30. Uninterruptible power supply units

Part number	Description
Rack-mounted UPS	
21304RX	IBM UPS 10000XHV
53951AX	IBM 1500VA LCD 2U Rack UPS (100V/120V)
53951KX	IBM 1500VA LCD 2U Rack UPS (230V)
53952AX	IBM 2200VA LCD 2U Rack UPS (100V/120V)
53952KX	IBM 2200VA LCD 2U Rack UPS (230V)
53953AX	IBM 3000VA LCD 3U Rack UPS (100 V/120 V)
53953JX	IBM 3000VA LCD 3U Rack UPS (200 V/208 V)
53956AX	IBM 6000VA LCD 4U Rack UPS (200 V/208 V)
53956KX	IBM 6000VA LCD 4U Rack UPS (230 V)
53959KX	IBM 11000VA LCD 5U Rack UPS (200V/208V/230V)

For more information, see the list of IBM Redbooks Product Guides in the Power infrastructure category:
<http://www.redbooks.ibm.com/portals/systemx?Open&page=pg&cat=power>

Power distribution units

The server supports attachments to the power distribution units (PDUs) listed in the following table.

Table 31. Power distribution units (part 1)

Part number	Description
Switched and Monitored PDUs	
46M4002	IBM 1U 9 C19/3 C13 Active Energy Manager DPI® PDU
46M4003	IBM 1U 9 C19/3 C13 Active Energy Manager 60A 3 Phase PDU
46M4004	IBM 1U 12 C13 Active Energy Manager DPI PDU
46M4005	IBM 1U 12 C13 Active Energy Manager 60A 3 Phase PDU
46M4167	IBM 1U 9 C19/3 C13 Switched and Monitored 30A 3 Phase PDU
46M4116	IBM 0U 24 C13 Switched and Monitored 30A PDU
46M4119	IBM 0U 24 C13 Switched and Monitored 32A PDU
46M4134	IBM 0U 12 C19/12 C13 Switched and Monitored 50A 3 Phase PDU
46M4137	IBM 0U 12 C19/12 C13 Switched and Monitored 32A 3 Phase PDU
Enterprise PDUs	
71762MX	IBM Ultra Density Enterprise PDU C19 PDU+ (WW)
71762NX	IBM Ultra Density Enterprise PDU C19 PDU (WW)
71763MU	IBM Ultra Density Enterprise PDU C19 3 Phase 60A PDU+ (NA)
71763NU	IBM Ultra Density Enterprise PDU C19 3 Phase 60A PDU (NA)
39M2816	IBM DPI C13 Enterprise PDU without linecord
39Y8923	DPI 60A Three Phase C19 Enterprise PDU with IEC309 3P+G (208 V) fixed line cord
39Y8941	DPI Single Phase C13 Enterprise PDU without line cord
39Y8948	DPI Single Phase C19 Enterprise PDU without line cord
Front-end PDUs	
39Y8934	DPI 32 amp/250 V Front-end PDU with IEC 309 2P+Gnd connector
39Y8935	DPI 63amp/250 V Front-end PDU with IEC 309 2P+Gnd connector
39Y8938	30 amp/125 V Front-end PDU with NEMA L5-30P connector
39Y8939	30 amp/250 V Front-end PDU with NEMA L6-30P connector
39Y8940	60 amp/250 V Front-end PDU with IEC 309 60A 2P+N+Gnd connector

Table 31. Power distribution units (part 2)

Part number	Description
Universal PDUs	
39Y8951	DPI Universal Rack PDU with US LV and HV line cords
39Y8952	DPI Universal Rack PDU with CEE7-VII Europe LC
39Y8953	DPI Universal Rack PDU with Denmark LC
39Y8954	DPI Universal Rack PDU with Israel LC
39Y8955	DPI Universal Rack PDU with Italy LC
39Y8956	DPI Universal Rack PDU with South Africa LC
39Y8957	DPI Universal Rack PDU with UK LC
39Y8958	DPI Universal Rack PDU with AS/NZ LC
39Y8959	DPI Universal Rack PDU with China LC
39Y8962	DPI Universal Rack PDU (Argentina)
39Y8960	DPI Universal Rack PDU (Brazil)
39Y8961	DPI Universal Rack PDU (India)
0U Basic PDUs	
46M4122	IBM 0U 24 C13 16A 3 Phase PDU
46M4125	IBM 0U 24 C13 30A 3 Phase PDU
46M4128	IBM 0U 24 C13 30A PDU
46M4131	IBM 0U 24 C13 32A PDU
46M4140	IBM 0U 12 C19/12 C13 60A 3 Phase PDU
46M4143	IBM 0U 12 C19/12 C13 32A 3 Phase PDU

For more information, see the list of IBM Redbooks Product Guides in the Power infrastructure category:
<http://www.redbooks.ibm.com/portals/systemx?Open&page=pg&cat=power>

Rack cabinets

The server supports the rack cabinets listed in the following table.

Table 32. Rack cabinets

Part number	Description
201886X	IBM 11U Office Enablement Kit
93072PX	IBM 25U Static S2 Standard Rack
93072RX	IBM 25U Standard Rack
93074RX	IBM 42U Standard Rack
93074XX	IBM 42U Standard Rack Extension
93084EX	IBM 42U Enterprise Expansion Rack
93084PX	IBM 42U Enterprise Rack
93604EX	IBM 42U 1200 mm Deep Dynamic Expansion Rack
93604PX	IBM 42U 1200 mm Deep Dynamic Rack
93614EX	IBM 42U 1200 mm Deep Static Expansion Rack
93614PX	IBM 42U 1200 mm Deep Static Rack
93624EX	IBM 47U 1200 mm Deep Static Expansion Rack
93624PX	IBM 47U 1200 mm Deep Static Rack
99564RX	IBM S2 42U Dynamic Standard Rack
99564XX	IBM S2 42U Dynamic Standard Expansion Rack

For more information, see the list of IBM Redbooks Product Guides in the Rack cabinets and options category:

<http://www.redbooks.ibm.com/portals/systemx?Open&page=pg&cat=rack>

Rack options

The server supports the rack console switches and monitor kits listed in the following table.

Table 33. Rack options

Part number	Feature code	Description
Monitor kits and keyboard trays		
17238BX	1723HC1 fc A3EK	IBM 1U 18.5" Standard Console
17238EX	1723HC1 fc A3EL	IBM 1U 18.5" Enhanced Media Console
172317X	1723HC1 fc 0051	1U 17in Flat Panel Console Kit
172319X	1723HC1 fc 0052	1U 19in Flat Panel Console Kit
Console switches		
1754D2X	1754HC2 fc 6695	IBM Global 4x2x32 Console Manager (GCM32)
1754D1X	1754HC1 fc 6694	IBM Global 2x2x16 Console Manager (GCM16)
1754A2X	1754HC4 fc 0726	IBM Local 2x16 Console Manager (LCM16)
1754A1X	1754HC3 fc 0725	IBM Local 1x8 Console Manager (LCM8)
Console cables		
43V6147	3757	IBM Single Cable USB Conversion Option (UCO)
39M2895	3756	IBM USB Conversion Option (4 Pack UCO)
39M2897	3754	IBM Long KVM Conversion Option (4 Pack Long KCO)
46M5383	5341	IBM Virtual Media Conversion Option Gen2 (VCO2)
46M5382	5340	IBM Serial Conversion Option (SCO)

For more information, see the list of IBM Redbooks Product Guides in the Rack cabinets and options category:

<http://www.redbooks.ibm.com/portals/systemx?Open&page=pg&cat=rack>

IBM Global Financing

IBM Global Financing can help you obtain the IT solution you need while preserving funding for other strategic investments and optimizing cash flow. Our Fair Market Value (FMV) lease helps ensure that you have the latest IBM technology and with our mid-lease upgrade capability, you can increase the capacity of the system with little to no change in monthly payments. At the end of the lease, take advantage of our flexible end-of-lease options to fit your changing business needs. IBM Global Financing has the breadth and depth of offerings, longevity, proven success and global reach to help you develop a robust financing and asset management strategy that provides you the opportunity to leverage new technologies and turn your ambitious vision into a tangible solution.

Here are some other reasons why working with us makes solid financial sense:

- Expand your purchasing power—Affordable monthly payments allow you to change the technology acquisition discussion from “what can I afford right now” to “what solution is really right for my business.” IBM Global Financing allows you to expand your purchase power to get you the right solution.
- Accelerate your project’s cash flow break-even point—Acquire your IBM technology today and begin to realize its benefits now. An FMV lease can help you get the solution you need now, with low monthly payments that better align upfront costs with the anticipated return on investment from the technology.
- Easy to acquire with affordable rates—We offer one-stop shopping for a total IT solution, so you can acquire IBM hardware, software, services and the financing you need—from one IT provider.

Plus, we provide simple, easy-to-understand contracts and quick approvals. As the world’s largest IT financing provider, with an asset base of US\$35.8 billion and over 125,000 customers, IBM Global Financing offers highly competitive rates that promote low total cost of ownership and low monthly payments.

IBM Global Financing operates in more than 50 countries. Go to <http://ibm.com/financing> for financing options in your country and to contact a local financing specialist.

IBM Global Financing offerings are provided through IBM Credit LLC in the United States and other IBM subsidiaries and divisions worldwide to qualified commercial and government clients. Rates and availability subject to client’s credit rating, financing terms, offering type, equipment and product type and options, and may vary by country. Non-hardware items must be one-time, non-recurring charges and are financed by means of loans. Other restrictions may apply. Rates and offerings are subject to change, extension or withdrawal without notice and may not be available in all countries. Please contact your local IBM Global Financing representative for additional detail.

Related publications and links

For more information see these resources:

- IBM System x3550 M4 product page
<http://www.ibm.com/systems/x/hardware/rack/x3550m4/index.html>
- IBM System x 3550 M4 Installation and User's Guide
<http://ibm.com/support/entry/portal/docdisplay?Indocid=MIGR-5089486>
- IBM System x 3550 M4 Problem Determination and Service Guide
<http://ibm.com/support/entry/portal/docdisplay?Indocid=MIGR-5089487>
- IBM U.S. Announcement Letter - September 11, 2013
<http://ibm.com/common/ssi/cgi-bin/ssialias?infotype=dd&subtype=ca&&htmlfid=897/ENUS113-153>
- IBM U.S. Announcement Letter - August 21, 2012
<http://ibm.com/common/ssi/cgi-bin/ssialias?infotype=dd&subtype=ca&&htmlfid=897/ENUS112-140>
- IBM U.S. Announcement Letter - March 6, 2012
<http://ibm.com/common/ssi/cgi-bin/ssialias?infotype=dd&subtype=ca&&htmlfid=897/ENUS112-043>
- ServerProven hardware compatibility page for the x3550 M4
<http://www.ibm.com/systems/info/x86servers/serverproven/compat/us/xseries/7914.html>
- IBM Redbooks Product Guides for IBM System x servers and options
<http://www.redbooks.ibm.com/portals/systemx?Open&page=pgbycat>
- Configuration and Option Guide
<http://www.ibm.com/systems/xbc/cog/>
- xRef - IBM System x Reference Sheets
<http://www.redbooks.ibm.com/xref>
- IBM System x Support Portal
<http://ibm.com/support/entry/portal/>
http://ibm.com/support/entry/portal/Downloads/Hardware/Systems/System_x/System_x3550_M4
- IBM System Storage Interoperation Center
<http://www.ibm.com/systems/support/storage/ssic>

Notices

This information was developed for products and services offered in the U.S.A.

IBM may not offer the products, services, or features discussed in this document in other countries. Consult your local IBM representative for information on the products and services currently available in your area. Any reference to an IBM product, program, or service is not intended to state or imply that only that IBM product, program, or service may be used. Any functionally equivalent product, program, or service that does not infringe any IBM intellectual property right may be used instead. However, it is the user's responsibility to evaluate and verify the operation of any non-IBM product, program, or service. IBM may have patents or pending patent applications covering subject matter described in this document. The furnishing of this document does not give you any license to these patents. You can send license inquiries, in writing, to:

IBM Director of Licensing, IBM Corporation, North Castle Drive, Armonk, NY 10504-1785 U.S.A.

The following paragraph does not apply to the United Kingdom or any other country where such provisions are inconsistent with local law: INTERNATIONAL BUSINESS MACHINES CORPORATION PROVIDES THIS PUBLICATION "AS IS" WITHOUT WARRANTY OF ANY KIND, EITHER EXPRESS OR IMPLIED, INCLUDING, BUT NOT LIMITED TO, THE IMPLIED WARRANTIES OF NON-INFRINGEMENT, MERCHANTABILITY OR FITNESS FOR A PARTICULAR PURPOSE. Some states do not allow disclaimer of express or implied warranties in certain transactions, therefore, this statement may not apply to you. This information could include technical inaccuracies or typographical errors. Changes are periodically made to the information herein; these changes will be incorporated in new editions of the publication. IBM may make improvements and/or changes in the product(s) and/or the program(s) described in this publication at any time without notice.

Any references in this information to non-IBM Web sites are provided for convenience only and do not in any manner serve as an endorsement of those Web sites. The materials at those Web sites are not part of the materials for this IBM product and use of those Web sites is at your own risk. IBM may use or distribute any of the information you supply in any way it believes appropriate without incurring any obligation to you. Information concerning non-IBM products was obtained from the suppliers of those products, their published announcements or other publicly available sources. IBM has not tested those products and cannot confirm the accuracy of performance, compatibility or any other claims related to non-IBM products. Questions on the capabilities of non-IBM products should be addressed to the suppliers of those products. This information contains examples of data and reports used in daily business operations. To illustrate them as completely as possible, the examples include the names of individuals, companies, brands, and products. All of these names are fictitious and any similarity to the names and addresses used by an actual business enterprise is entirely coincidental.

Any performance data contained herein was determined in a controlled environment. Therefore, the results obtained in other operating environments may vary significantly. Some measurements may have been made on development-level systems and there is no guarantee that these measurements will be the same on generally available systems. Furthermore, some measurement may have been estimated through extrapolation. Actual results may vary. Users of this document should verify the applicable data for their specific environment.

COPYRIGHT LICENSE:

This information contains sample application programs in source language, which illustrate programming techniques on various operating platforms. You may copy, modify, and distribute these sample programs in any form without payment to IBM, for the purposes of developing, using, marketing or distributing application programs conforming to the application programming interface for the operating platform for which the sample programs are written. These examples have not been thoroughly tested under all conditions. IBM, therefore, cannot guarantee or imply reliability, serviceability, or function of these programs.

© Copyright International Business Machines Corporation 2012. All rights reserved.

Note to U.S. Government Users Restricted Rights -- Use, duplication or disclosure restricted by GSA ADP Schedule Contract with IBM Corp.

This document was created or updated on December 4, 2013.

Send us your comments in one of the following ways:

- Use the online **Contact us** review form found at:
ibm.com/redbooks
- Send your comments in an e-mail to:
redbook@us.ibm.com
- Mail your comments to:
IBM Corporation, International Technical Support Organization
Dept. HYTD Mail Station P099
2455 South Road
Poughkeepsie, NY 12601-5400 U.S.A.

This document is available online at <http://www.ibm.com/redbooks/abstracts/tips0851.html> .

Trademarks

IBM, the IBM logo, and ibm.com are trademarks or registered trademarks of International Business Machines Corporation in the United States, other countries, or both. These and other IBM trademarked terms are marked on their first occurrence in this information with the appropriate symbol (® or ™), indicating US registered or common law trademarks owned by IBM at the time this information was published. Such trademarks may also be registered or common law trademarks in other countries. A current list of IBM trademarks is available on the Web at <http://www.ibm.com/legal/copytrade.shtml>

The following terms are trademarks of the International Business Machines Corporation in the United States, other countries, or both:

BladeCenter®
Calibrated Vektored Cooling™
Express Storage™
IBM Systems Director Active Energy Manager™
IBM®
Redbooks®
Redbooks (logo)®
ServerProven®
ServicePac®
System Storage®
System x®

The following terms are trademarks of other companies:

Intel Xeon, Intel, Intel logo, Intel Inside logo, and Intel Centrino logo are trademarks or registered trademarks of Intel Corporation or its subsidiaries in the United States and other countries.

LTO, Ultrium, the LTO Logo and the Ultrium logo are trademarks of HP, IBM Corp. and Quantum in the U.S. and other countries.

Microsoft, Windows, and the Windows logo are trademarks of Microsoft Corporation in the United States, other countries, or both.

Java and all Java-based trademarks are trademarks of Sun Microsystems, Inc. in the United States, other countries, or both.

Linux is a trademark of Linus Torvalds in the United States, other countries, or both.

Other company, product, or service names may be trademarks or service marks of others.