

Diagnosing Sysplex Problems

Mark A Brooks
IBM
mabrook@us.ibm.com

9:30 Friday August 10, 2012
Session 11759

Trademarks



The following are trademarks of the International Business Machines Corporation in the United States and/or other countries.

IBM®	MQSeries®	S/390®	z9®
ibm.com®	MVS™	Service Request Manager®	z10™
CICS®	OS/390®	Sysplex Timer®	z/Architecture®
CICSplex®	Parallel Sysplex®	System z®	zEnterprise™
DB2®	Processor Resource/Systems Manager™	System z9®	z/OS®
eServer™	PR/SM™	System z10®	z/VM®
ESCON®	RACF®	System/390®	z/VSE®
FICON®	Redbooks®	Tivoli®	zSeries®
HyperSwap®	Resource Measurement Facility™	VTAM®	
IMS™	RETAIN®	WebSphere®	
IMS/ESA®	GDPS®		
	Geographically Dispersed Parallel Sysplex™		

The following are trademarks or registered trademarks of other companies.

IBM, z/OS, Predictive Failure Analysis, DB2, Parallel Sysplex, Tivoli, RACF, System z, WebSphere, Language Environment, zSeries, CICS, System x, AIX, BladeCenter and PartnerWorld are registered trademarks of IBM Corporation in the United States, other countries, or both.

DFSMSHsm, z9, DFSMSrmm, DFSMSdftp, DFSMSdss, DFSMS, DFS, DFSORT, IMS, and RMF are trademarks of IBM Corporation in the United States, other countries, or both.

Java and all Java-based trademarks are trademarks of Sun Microsystems, Inc. in the United States, other countries, or both.

Microsoft, Windows, Windows NT, and the Windows logo are trademarks of Microsoft Corporation in the United States, other countries, or both.

InfiniBand is a trademark and service mark of the InfiniBand Trade Association.

UNIX is a registered trademark of The Open Group in the United States and other countries.

Linux is a registered trademark of Linus Torvalds in the United States, other countries, or both.

* All other products may be trademarks or registered trademarks of their respective companies.

Notes:

Performance is in Internal Throughput Rate (ITR) ratio based on measurements and projections using standard IBM benchmarks in a controlled environment. The actual throughput that any user will experience will vary depending upon considerations such as the amount of multiprogramming in the user's job stream, the I/O configuration, the storage configuration, and the workload processed. Therefore, no assurance can be given that an individual user will achieve throughput improvements equivalent to the performance ratios stated here.

IBM hardware products are manufactured from new parts, or new and serviceable used parts. Regardless, our warranty terms apply.

All customer examples cited or described in this presentation are presented as illustrations of the manner in which some customers have used IBM products and the results they may have achieved. Actual environmental costs and performance characteristics will vary depending on individual customer configurations and conditions.

This publication was produced in the United States. IBM may not offer the products, services or features discussed in this document in other countries, and the information may be subject to change without notice. Consult your local IBM business contact for information on the product or services available in your area.

All statements regarding IBM's future direction and intent are subject to change or withdrawal without notice, and represent goals and objectives only.

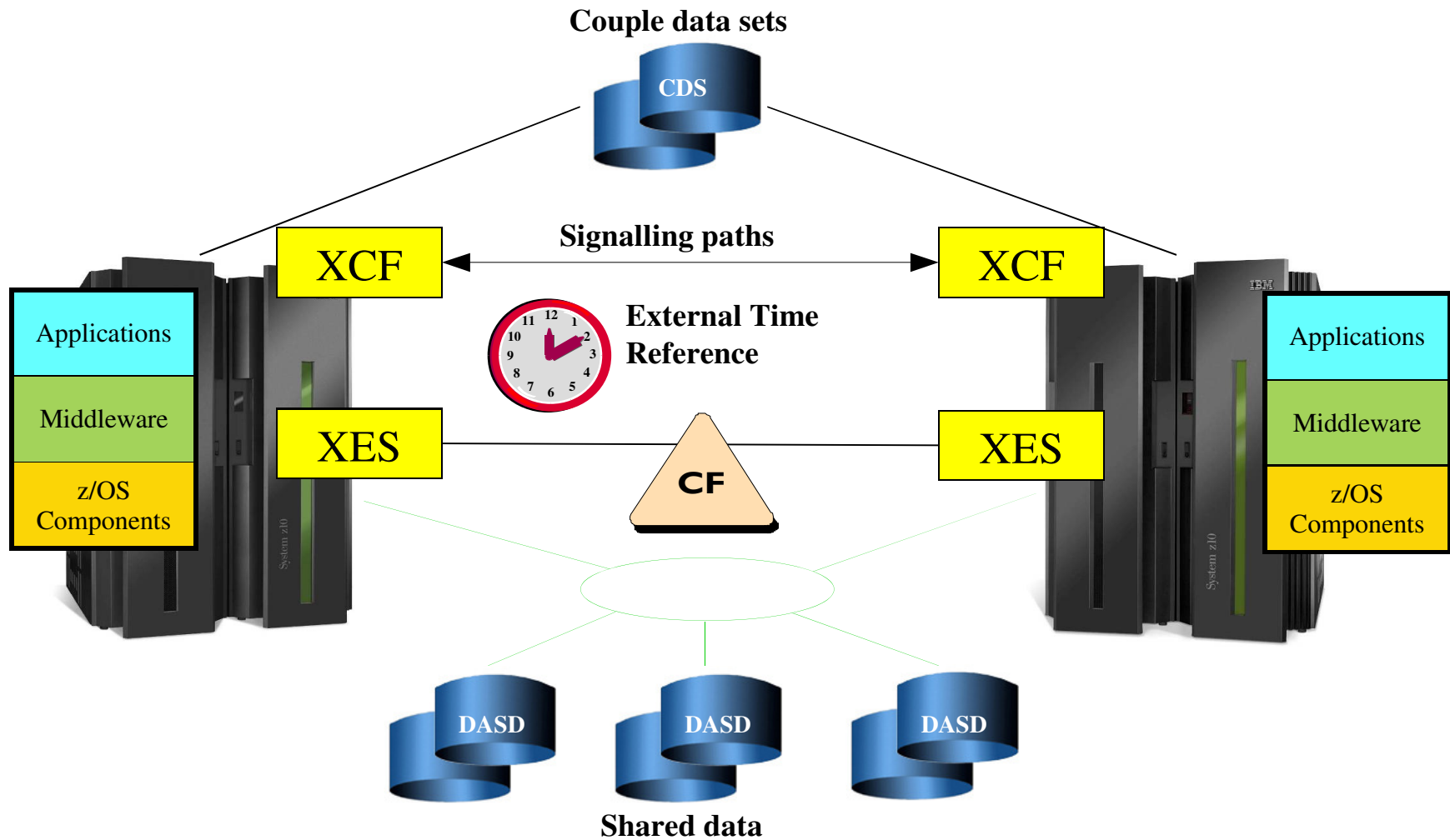
Information about non-IBM products is obtained from the manufacturers of those products or their published announcements. IBM has not tested those products and cannot confirm the performance, compatibility, or any other claims related to non-IBM products. Questions on the capabilities of non-IBM products should be addressed to the suppliers of those products.

Prices subject to change without notice. Contact your IBM representative or Business Partner for the most current pricing in your geography.

Downloads available from SHARE website

- Presented Slides
 - Material to be presented during the session
 - “See handout” is a reference to slides in the handout that will not be presented
- Handout Slides
 - All of the above plus additional slides that will not be presented
 - Has a more complete treatment of key concepts
 - Includes examples of relevant display output and reports to illustrate what you would be looking at when diagnosing problems
 - If following along with the handout during the presentation, you can use the slide numbers in the lower left corner to keep pace

Sysplex environment



Context

- In the sysplex, we have instances of z/OS, middleware, and applications running on individual systems
- These individual instances cooperate with one another to perform some function
- A given sysplex function may rely on the services of other sysplex functions, sometimes in rather non-obvious, even circular ways

Sysplex Problems

- Sympathy sickness (hangs)
 - If an instance of a sysplex function is unresponsive, it may:
 - Hold serialization on shared resource
 - Stop sending replies
 - Other instances may hang as a result
- Performance issues (delays)
 - Instance is responsive, but “slow”
 - May impact response time of individual requests, which at high request rates, can lead to significant throughput problems and/or large queue effects that also give the appearance of hangs

Signs that a sysplex might be sick

- IXC102A “reply down when system reset”
- IXC426D “sending signals but not updating status, how to proceed?”
- IXC431I “member stalled”
- IXC631I “member stalled and impacting other systems”
- IXC633I “member is impaired”
- IXL040E, IXL041E “structure connector not responding”
- IXL045E “having trouble getting connector SRBs to run”
- IXL044I “errors communicating with CF”
- ISG361A “waiting for list lock”
- ISG178E “ring disruption”
- D GRS,C
 - ISG343I output
- IOS071I “MIH timeout”

Signs that a sysplex might be sick ...

- IXC426D “sending signals, not updating status. How to proceed?”
- IXC427A “sending signals, not updating status. SFM will act”
- IXC446I “sending signals, not updating status. SFM will act”
- IXC256A “cannot remove CDS until these systems respond”

Getting to root cause of problem can be hard

- You don't have a “sysplex problem”, you have a “problem”
- The problem is more complex because of its sysplex context
 - Lots of “pieces” scattered throughout the sysplex
 - Any given symptom may have a root cause elsewhere in the sysplex
 - As problem persists, its impact tends to spread, which induces more symptoms, which makes the root cause harder to find
 - Lack expertise to understand relationships and dependencies
- But ultimately there is likely some one thing on some one system that is causing the problem
- How to find that thing?

My thesis

- We do not have the expertise needed to do sysplex diagnosis
- We do not know:
 - Implementations, interactions, and dependencies
 - Causes, relationships, or relevance of various symptoms
 - How a given problem might impact the sysplex
- But we do know:
 - Sysplex application instances interact with one another
 - Most exploit sysplex services to do so
 - These services and their usage can be observed and analyzed
- So despite our imperfect knowledge, there is hope
 - We can make sure the sysplex infrastructure is sound
 - If applications can readily communicate and share data, we likely have a problem that will yield to traditional single system diagnosis
 - Hopefully our analysis will point us towards the vicinity of the culprit

Objectives

- Describe a small corner of the universe of sysplex infrastructure problems and their symptoms
- Provide a methodology to reliably discover root causes
 - Or at least get closer to the real source of the problem
- As a side benefit, you should be better able to:
 - Prevent problems
 - Assess risks
 - Apply appropriate remedies to resolve problems
- And if you need help, you should be better able to:
 - Provide the data needed for diagnosis and resolution
 - Identify the trouble spot, and thereby start your service call with the right set of IBM component experts

How Component Experts Diagnose Problems

Step 1: Investigate “my component”

Step 2: Look at everything in “my component’s” space

Configuration

Defect

Workload

Changes

Step 3: Share findings with customers

Step 4: Customer will try suggestions

Step 5: If sufficient relief attained then DONE. Otherwise, continue to Step 6.

Step 6: If it’s not “my component” consider what else it can be???

Maybe the “correct” next component is selected

Step 7: Engage another component or transfer the PMR to the next component

Step 8: Go to Step 1

Bridging the Gap

- You know your systems and your workload, but lack component expertise
- IBM has component expertise, but does not know your shop
- I hope this material helps to bridge the gap
 - Use knowledge of your shop
 - Identify relevant symptoms
 - Deduce potential causes
 - Engage the right component experts
- So that problem resolution is timely and effective

What is normal? What changed?

- Understanding differences between past and current (problem) behavior is often helpful for diagnosis
 - Configuration
 - Workload
 - Utilization
 - Request rates
 - Maintenance, either software or hardware
 - Migration, either software or hardware
- Good change activity logs can be invaluable for helping to pin point what and when (why?) a potentially relevant change was made

Problem Taxonomy

- **Dead System**
- Sick System
- Sysplex Fabric
- Sysplex Componentry
 - Coupling Facility
 - Signalling Service
 - Couple Data Sets
 - External Time Reference
- Configuration / Capacity
- Software Issues

Dead System

- A dead system can't participate in anything
 - Dead System = wait state and not removed from sysplex
 - The root cause of sympathy sickness often turns out to be a dead system that no one noticed !
- **So this should always be the first thing you check**
- Symptoms
 - IXC402D "system looks dead"
 - IXC102A "tell me when system is reset"
 - Other messages (see handout)

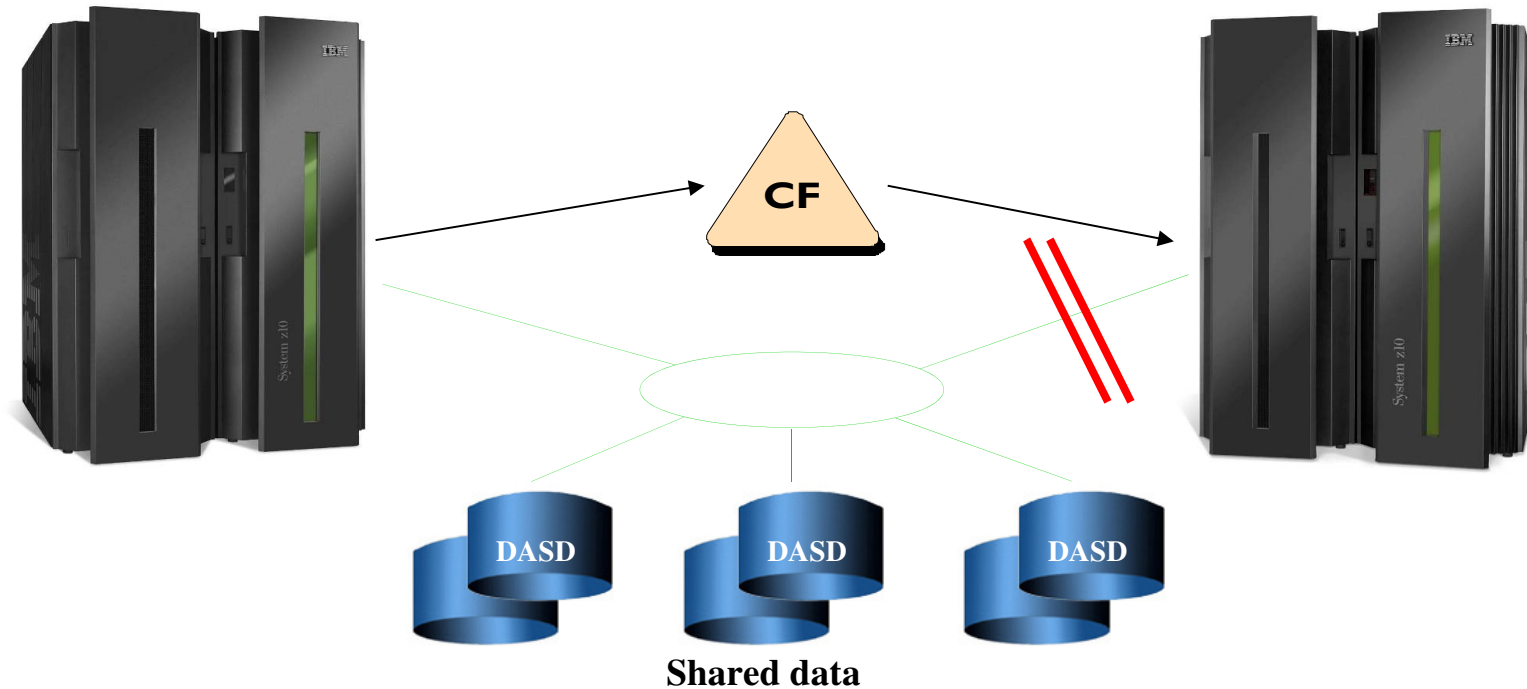
Dead System Symptoms: XCF messages

- IXC101I “removing system from sysplex”
- IXC105I “removed system from sysplex”
- IXC102A “reset system and reply down”
- IXC108I “fencing system”
- IXC109I “fencing completed (or failed)”
- IXC256A “cannot remove CDS until these systems respond”
- IXC409D “lost signal connectivity, how to proceed?”
- IXC426D “sending signals but not updating status, how to proceed?”
- IXC427A “sending signals, not updating status. SFM will act”
- IXC602I “SFM will take this action if system looks dead”
- IXC800I “ARM could not restart elements elsewhere”

Dead system must be dealt with ASAP

- Failure to deal with a dead system in a timely manner can easily induce sympathy sickness that expands into a morass of extraneous and confusing symptoms because nearly every sysplex application is likely to be impacted sooner or later somewhere in the sysplex
- So you really want automatic removal
 - SFM policy with ISOLATETIME (see handout)
 - SFM with BCPii
- Or you have to rely on vigilant operators

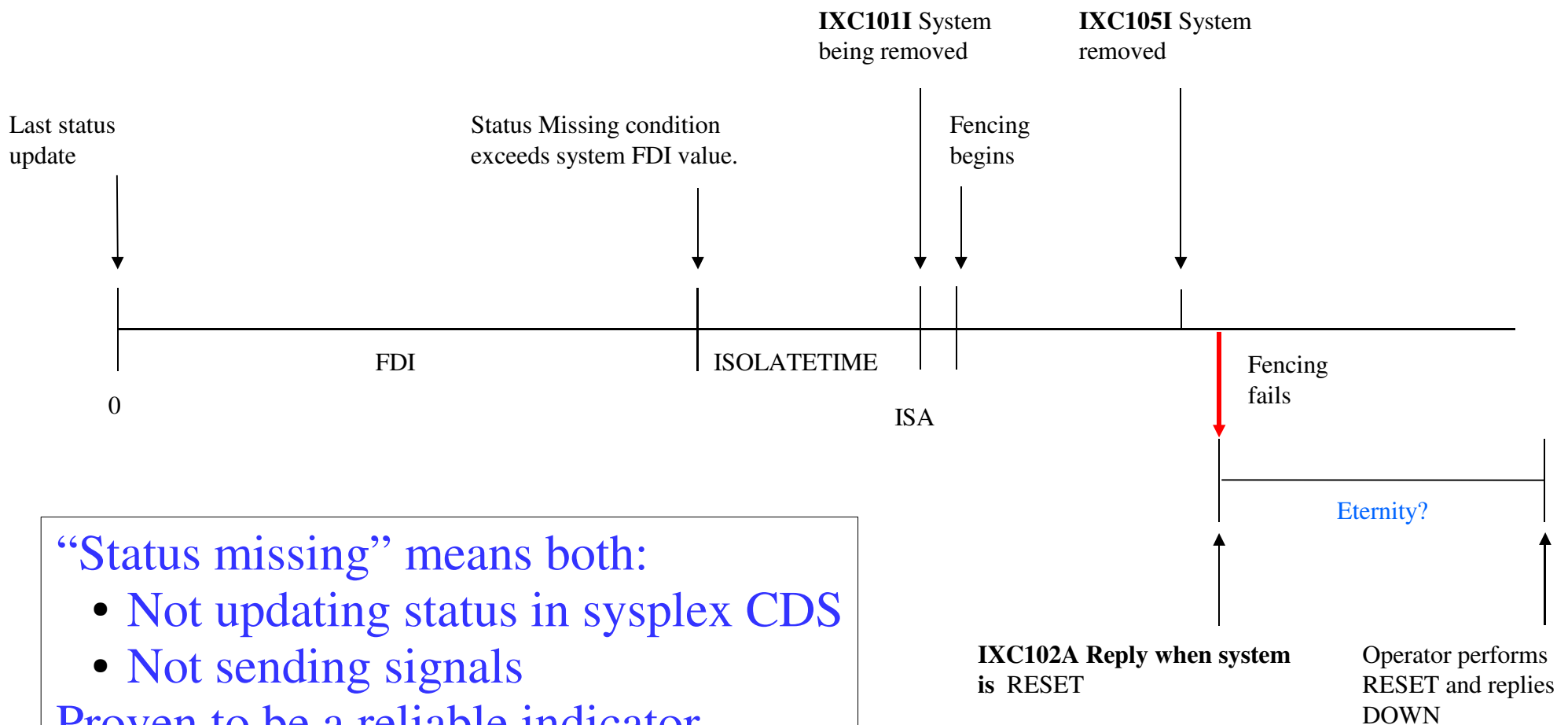
Fencing



Fencing isolates a system so that it cannot access shared data, thus making it safe for the survivors to release serialization of the shared resources.

A command is sent via a CF to the target CEC. The target image will not be able to initiate any new I/O and ongoing I/O will be terminated.

SFM with ISOLATETIME



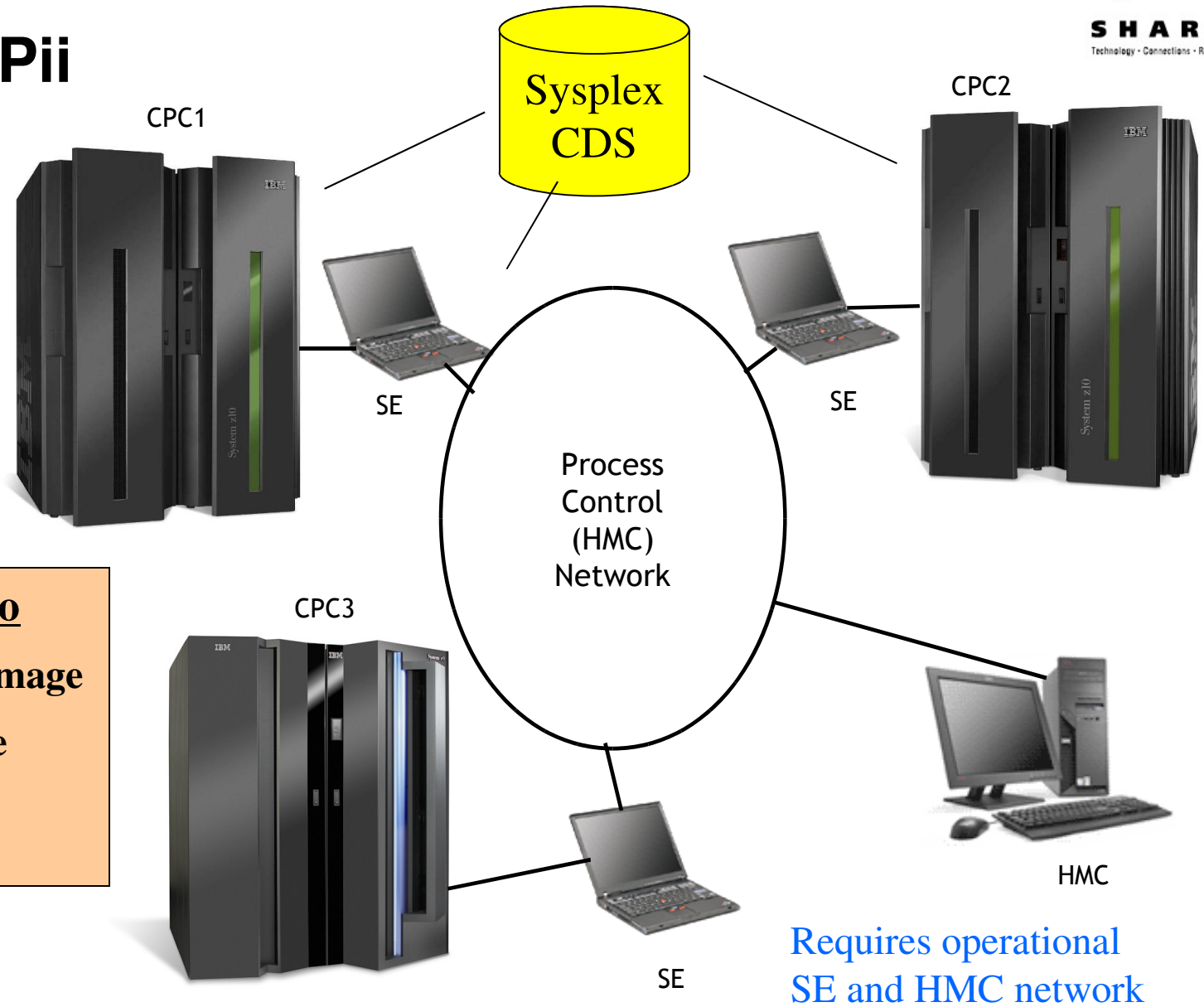
“Status missing” means both:

- Not updating status in sysplex CDS
- Not sending signals

Proven to be a reliable indicator

SFM With BCPii

z/OS Images
(not VM guests)



XCF uses BCPii to

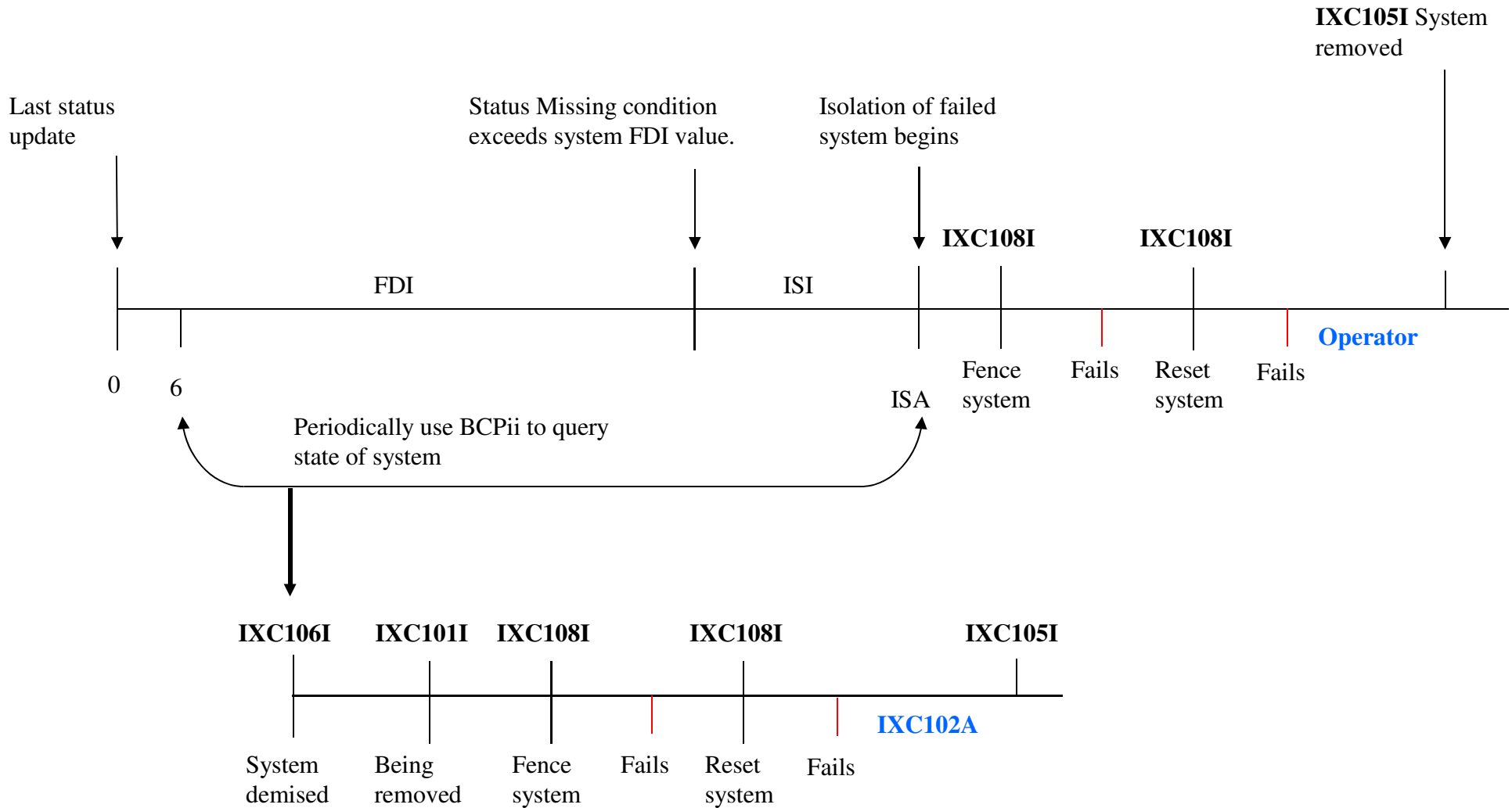
- Obtain identity of an image
- Query status of remote CPC and image
- Reset an image

Requires operational
SE and HMC network

z/OS 1.11 SFM with BCPii

- Expedient removal of unresponsive or failed systems is essential to high availability in sysplex
- XCF exploits BCPii services to:
 - Detect failed systems
 - Reset systems
- Benefits:
 - Improved availability by reducing duration of sympathy sickness
 - Eliminate manual intervention in more cases
 - Potentially prevents human error that can cause data corruption

SFM with BCPii



FDI = Failure Detection Interval

z/OS 1.11 SFM with BCPii

- SFM will automatically exploit BCPii and as soon as the required configuration is established:
 - Pairs of systems running z/OS 1.11 or later
 - BCPii configured, installed, and available
 - XCF has security authorization to access BCPii defined FACILITY class resources
 - z10 GA2 with appropriate MCL's, or z196, or z114
 - **New version of sysplex CDS is primary in sysplex**
 - Toleration APAR OA26037 for z/OS 1.9 and 1.10
 - Does NOT allow systems to use new SSD function or protocols

If you have the appropriate environment, **SET THIS UP !**
You will likely eliminate this entire class of “dead system” issues

Manual intervention may still be needed !

- Use of BCPii and SFM policies that permit the sysplex to automatically recover from dead systems will eliminate many of the cases where manual intervention is required
- XCF falls back on manual intervention if these fail
 - Need to be prepared for that possibility
 - Likely fewer opportunities for operators to maintain skills
 - So even if you exploit these technologies, checking for a dead system should still be first thing to consider

Suggestion: Page system programmer when IXC102A is issued

Problem Taxonomy

- Dead System
- **Sick System**
- Sysplex Fabric
- Sysplex Componentry
 - Coupling Facility
 - Signalling Service
 - Couple Data Sets
 - External Time Reference
- Configuration / Capacity
- Software Issues

Why Discuss Sick System ?

- Why discuss “single system diagnosis” in a “sysplex diagnosis” presentation?
- Many are fooled into thinking they have a sysplex problem when in fact they have a system problem
 - *So problem resolution is inefficient and takes longer than needed*
- A sick system can induce sympathy sickness
 - *So the root cause of a sysplex problem may well be one that is single system in scope*
 - *If the local components of the sysplex infrastructure are not running on a solid foundation, the sysplex will likely suffer*

Sick System: Typical Root Causes

- Storage constraints
 - Not enough resource for system to run reasonably
 - Run away application
 - Defect
- CPU constraints
 - Not enough resource for system to run reasonably
 - SRBs looping
- Contention
 - ENQ, latches, local lock, spin locks
- DASD I/O issues
- Sick components

Run Time Diagnostics (RTD)

- Reviews critical messages in the log
- Analyzes contention
 - GRS ENQ
 - GRS Latches
 - z/OS UNIX file system latches
- Examines address spaces with high CPU usage
- Looks for an address space that might be in a loop
- Evaluates local lock conditions
- Performs additional analysis based on what is found
 - For example, if XES reports a connector as unresponsive, RTD investigates the appropriate address space

RTD can find many sick system issues. Give it a try.

Runtime Diagnostics

- Allows installation to quickly analyze a system experiencing “sick but not dead” symptoms
- Looks for evidence of “soft failures”
- Reduces the skill level needed when examining z/OS for “unknown” problems where the system seems “sick”
- Provides timely, comprehensive analysis at a critical time period with suggestions on how to proceed

- Runs as a started task in z/OS V1R12
 - S HZR
- Starts at IPL in z/OS V1R13
 - F HZR,ANALYZE command initiates report

- Message HZR0200I contains the report

Sick System: Storage constraints

- System may not run well if storage constrained
- Shortages tend to induce paging
 - Resolving page faults introduces delay and system overhead
 - Swap out of address spaces implies programs are not running
- Typical Causes
 - You need more memory
 - Runaway application
 - Page pack performance (see “Sick System: DASD I/O issues”)
 - Defects

Detecting Storage Constraints

- What changed?
- Who is consuming storage?
 - How much?
 - May need application knowledge to determine whether reasonable
 - But, is this typical for you?

Detecting Storage Constraints

- Messages (see handout)
 - Auxiliary storage shortages
 - Pageable storage shortages
 - Frame shortages
- ABENDs
 - XCF 00C rsn xxxx006C implies frame shortage
- IPCS RSMDATA SUMMARY to see frame usage
- IPCS ANALYZE RESOURCE
 - Look for “ANY REAL FRAME”, presence implies storage constraint
- IPCS SYSTRACE ALL
 - Find “AVQ”. If low, implies RSM needs to replenish frames and requests for virtual storage may hang

Sick system: Storage constraint messages

- IRA200E “auxiliary storage shortage”
- IRA201E “critical auxiliary storage shortage”
- IRA202I “auxiliary storage shortage relieved”
- IRA203I “consumer of auxiliary storage”
- IRA204E “consumer of auxiliary storage”
- IRA205I “consumed half of auxiliary storage”
- IRA206I “consumer of auxiliary storage”
- IRA210E “consumer set non-dispatchable”
- IRA211I “consumer set dispatchable”
- IRA220I “critical auxiliary storage shortage”
- IRA221D “show more or cancel consumer”
- IRA222I “consumer not canceled”
- IEE787A “pageadd command, how to proceed?”

Sick system: Storage constraint messages

- IRA400E “pageable storage shortage”
- IRA401E “critical pageable storage shortage”
- IRA402I “pageable storage shortage relieved”
- IRA403E “swapped out address space”
- IRA404I “report storage consumed by address space”
- IRA405I “report high % fixed frames”
- IRA410E “set non-dispatchable”
- IRA411I “set dispatchable”
- IRA420I “consumers of fixed frames”
- IRA421D “show more or cancel consumer”
- IRA422I “consumer not canceled”

Sick system: Storage constraint messages

- IRA100E “SQA shortage”
- IRA101E “critical SQA shortage”
- IRA102I “SQA shortage relieved”
- IRA103I “SQA expanded into CSA”
- IRA104I “SQA expansion into CSA relieved”
- IRA110E “high shared virtual storage shortage”
- IRA111E “critical high shared virtual storage shortage”
- IRA112I “high shared virtual storage shortage relieved”
- IRA120E “large frame shortage”
- IRA121E “critical large frame shortage”
- IRA122I “large frame shortage relieved”
- IRA130E “high common storage shortage”
- IRA131E “critical high common storage shortage”
- IRA132I “high common storage shortage relieved”

Sick System: CPU Constraints

- “Something” will not be running
- Usually the “something” is deemed to be less important, so it may seem that you are getting the desired result
 - Test system
 - Discretionary work
- But failure to run the less important “something” can induce sympathy sickness for the important work if it:
 - Holds serialization for which there is contention
 - Holds resources, or worse, accumulates them while not running
 - For example, XCF Signal buffers
 - Not participating in cooperative processes

CPU Constraint Considerations

- Latent demand?
 - If LPAR busy less than MVS busy, the physical processor is being ripped away despite the fact that MVS has work to do
- Blocked work?
 - If ready work is only getting “trickles”, the box is pretty much saturated
- Running high importance interactive/transaction oriented workloads at more than 90-92% busy is asking for trouble
- Did something change?
 - Configuration (upgrade, number CPs, capping, CF, ...)
 - Workload
 - CPU utilization by some job/space

Detecting CPU Constraints

- RMF partition data reports
 - CPC Capacity
 - Distribution of IN-READY Queue
- RMF Monitor III
 - CPC Report
- Will likely need a timely dump to determine if there is a loop
 - Run Time Diagnostics might be able to detect it

Post Processor: CPU Activity Report

C P U A C T I V I T Y

```

z/OS V1R11              SYSTEM ID PP1A              DATE 05/27/2012
                        CONVERTED TO z/OS V1R12 RMF    TIME 19.00.00    INTERVAL 15.00.001
                                                CYCLE 1.000 SECONDS

CPU      2097    CPC CAPACITY 3120              SEQUENCE CODE 0000000000007F24E
MODEL    750      CHANGE REASON=N/A              HIPERDISPATCH=YES
H/W MODEL E56
  
```

---CPU---	----- TIME % -----					LOG PROC	--I/O INTERRUPTS--	
NUM	TYPE	ONLINE	LPAR BUSY	MVS BUSY	PARKED	SHARE %	RATE	% VIA TPI
0	CP	100.00	40.99	42.37	0.00	100.0 HIGH	233.4	28.92
1	CP	100.00	64.68	64.35	0.00	100.0 HIGH	1113	27.85
2	CP	100.00	15.31	15.28	0.00	100.0 HIGH	56.55	27.45
3	CP	100.00	18.61	18.57	0.00	100.0 HIGH	74.50	28.44
4	CP	100.00	42.72	42.62	0.00	100.0 HIGH	268.6	28.69
5	CP	100.00	51.47	51.19	0.00	100.0 HIGH	884.9	27.19
6	CP	100.00	13.54	13.51	0.00	100.0 HIGH	52.71	27.76
7	CP	100.00	16.32	16.29	0.00	100.0 HIGH	66.75	28.83
8	CP	100.00	54.93	54.82	0.00	100.0 HIGH	309.3	28.63
9	CP	100.00	31.54	31.50	0.00	100.0 HIGH	114.5	28.00
A	CP	100.00	18.08	18.05	0.00	100.0 HIGH	61.62	28.28
B	CP	100.00	24.52	24.49	0.00	100.0 HIGH	87.97	28.65
C	CP	100.00	51.44	51.35	0.00	100.0 HIGH	247.8	28.48
etc.								

RMF Monitor III CPC Capacity

RMF V1R11 CPC Capacity

Line 1 of 44

Samples: 100 System: SD0 Date: 08/07/12 Time: 10.36.40 Range: 100 Sec

Partition: SD0 2817 Model 750
 CPC Capacity: 4300 Weight % of Max: 10.0 4h Avg: 1 Group: N/A
 Image Capacity: 1376 WLM Capping %: 0.0 4h Max: 33 Limit: N/A

Partition	--- MSU ---	Cap	Proc	Logical Util %	- Physical Util % -	
	Def Act	Def	Num	Effect	Total	LPAR Effect Total
*CP			88.0			0.3 4.8 5.1
CSK	0 2	NO	8.0	0.3	0.3	0.0 0.0 0.1
SA0	0 39	NO	8.0	5.6	5.7	0.0 0.9 0.9
SB0	0 16	NO	8.0	2.2	2.3	0.0 0.4 0.4
SC0	0 43	NO	8.0	6.0	6.2	0.0 1.0 1.0
SD0	0 3	NO	8.0	0.4	0.4	0.0 0.1 0.1
SJ0	0 3	NO	8.0	0.4	0.4	0.0 0.1 0.1
etc.						

RMF Monitor III Processor Delay

Sick System: Contention

- Arises when the various ENQs, latches, or locks used for serialization are not immediately available to one or more work units because they are already held by another work unit
- The requesting work units then suffer delay
- I think there are two categories
 - Persistent – held too long (something is not working)
 - Competitive – lots of interest (workload)
- Generally need to stay focused on the holder, not the waiters

Persistent Contention

- Work unit holds serialization for unreasonably long time
- Perhaps lots of work to do while serialized
 - Spikes?
 - Increase in volume?
- Perhaps work items are taking longer than normal
 - Is work unit running? enough?
 - Impacted by delays in some service it uses?
 - Hardware issues? (device recovery, retry, timeouts,)
 - Software issues? (error recovery, dumping, ...)
- Perhaps a little of both
 - Workload changes create more work and this application comes up short on resources needed to run effectively

Competitive Contention

- Work is running, but response/transaction times impacted
- In effect, the pieces don't play well together
- Tends to arise as the result of workload changes
- May be hard to detect and/or diagnose
 - The contention does not last long enough to see it, or
 - Constantly being released and acquired but always looks held when observed
 - Without data describing duration of the acquisition, this might seem to be persistent contention
 - Likely needs application specific understanding to figure out how the various pieces interact with each other
 - Are design changes needed?

Sick System: Contention

- ENQ contention
 - Often arises as the result of submitting some new batch job that serializes same resource as existing work/job, or
 - Submitting multiple batch jobs that need to use the same data sets
- Latch contention
 - Often arises as the result of work load changes
 - USS, RRS, Logger are examples of users of latches
 - Latches are local but can induce sympathy sickness:
 - Get latch, send message, <delay?>, get response, release latch
 - <delay?> Get latch, formulate response, send response, release latch
 - Can give rise to a tangled web of sympathy sickness which can be quite difficult to diagnose (stay focused on the holder)

Sick System: Contention ...

- Local Lock
 - Some applications use local lock for serialization
 - Many system services often need it as well
 - GETMAIN, ATTACH, ...
 - Is holder running? enough?
 - Long queue effects?
- Spin Locks
 - If RSM lock, could be sign of real storage shortage
 - Hardware errors?
 - Long queue effects?
 - Software defect?

Detecting contention

- Run Time Diagnostics
- D GRS,C “Most common command to display contention”
- D GRS,AN,BLOCKER “To find out the trouble makers”
- D GRS,AN,WAITER “To find the victims”
- D GRS,RES=(major_name,minor name) “To focus on a particular resource”
- RMF Serialization Delay Report
 - ENQ
 - Latches
 - Local lock (others as well)
- IPCS ANALYZE RESOURCE
- Messages
 - IEE601E “excessive spin loop”
 - IEE331A “excessive spin loop, how to proceed?”
 - IEE178I “spin loop recovery action”

D GRS,C Sample Output

ISG343I 05.26.32 GRS STATUS 604

S=SYSTEM SYSZTIOT

SYSNAME	JOBNAME	ASID	TCBADDR	EXC/SHR	STATUS
MVSS	JES2	0031	00AC5D48	SHARE	OWN
MVSS	JES2	0031	00AC5598	SHARE	OWN
MVSS	JES2	0031	00ABD170	EXCLUSIVE	WAIT
MVSS	JES2	0031	00ABB58	EXCLUSIVE	WAIT
MVSS	JES2	0031	00ABB058	EXCLUSIVE	WAIT
MVSS	JES2	0031	00AC5AB8	SHARE	WAIT
MVSS	JES2	0031	00ABD4C0	SHARE	WAIT
MVSS	JES2	0031	00AC5828	SHARE	WAIT
MVSS	JES2	0031	00ABB2B8	SHARE	WAIT
MVSS	JES2	0031	00ABBAC8	SHARE	WAIT

NO REQUESTS PENDING FOR ISGLOCK STRUCTURE

NO LATCH CONTENTION EXISTS

RMF Mon III ENQ Delays

RMF V1R11 ENQ Delays

Line 1 of 2

Samples: 100 System: SD0 Date: 08/07/12 Time: 10.41.40 Range: 100 Sec

DLY		----- Resource Waiting -----				----- Holding -----	
Jobname	%	%	STAT	Major/Minor Names (Scope)	%	Name/SYS	STAT
DUMPSRV	1	1	EW	SYSZDAE (SYSS)	1	DUMPSRV	EO
				DATASET		/SE0	

Identify owner of offending spin lock

- PSACLHS and PSACLHSE indicate which spin locks are held
 - Use IHAPSA mapping macro to decode the lock held strings
 - Comments identify z/OS component that uses the lock
 - Each CPU has its own PSA
- Need to get a dump and use IPCS
 - IP STATUS shows PSACLHS for each CPU
 - Use IP LIST PSAn to format PSA for CPU n
 - PSACLHS is at offset x2F8
 - PSACLHSE is at offset x4C4
 - Message IEE178I identifies offending CPU

If you identify relevant spin lock, you can better route the PMR.
If RSM lock, you might look for storage constraints.

Contention considerations

- Contention is often induced by other problems
- Experience suggests:
 - Changing mix of batch jobs often induces ENQ contention
 - Spinning on RSM locks often implies real storage shortages
 - Workload changes often induce competitive contention
 - Lack of dispatch time can induce persistent contention
 - USS latch contention often arises due to issues on peer system
- So at this point in our methodology, if root cause is not obvious
 - *As it might be for batch jobs or real storage shortages*
- Take note of the contention, but continue diagnosis
 - *Who holds the resource? Why aren't they making progress?*

Sick System: DASD I/O issues

- Performance, response times, throughput, even functionality may be impacted if applications encounter errors or delays while accessing data on DASD
- Experience suggests that potential for such delays exists with:
 - Synchronous mirroring
 - Slow DASD
 - Workload changes
 - Changes in request rates, device contention, ...
- Of particular concern are impacts to
 - Couple Data Sets
 - Data sets used by Logger
 - Page packs

Detecting DASD I/O Issues

- Messages (see handout)
 - IOS complaints regarding I/O errors and timeouts
 - XCF complaints about couple data sets
 - Logger complaints
- RMF DASD I/O reports. Response time issues?
 - Direct Access DASD Activity – post processor report
- RESERVES
 - IOS071I issued if delayed due to RESERVE
 - Run ENQ/DEQ Monitor to proactively identify any RESERVES (ISGAUDIT)
- IPCS ANALYZE RESOURCE
 - Indicate any outstanding paging I/O?

Best Practice: Eliminate all RESERVES.
Run GRS STAR mode. Convert all
RESERVES to global resources.

Sick System: DASD I/O messages (IOS)

- IOS001E “some paths to device are inoperative”
- IOS002A “no paths to device”
- IOS050I “channel detected error”
- IOS051I “channel timeout”
- IOS052I “channel detected error, recovered and logged it”
- IOS071I “MIH timeout” (adjust MIH? HW error?)
- IOS079I “deleted queued request due to timeout”
- IOS075E “device has recurring MIH condition”
- IOS076E “MIH timeout” (various reasons, likely HW error)
- IOS077E “MIH timeout” (various reasons, likely HW error)
- IOS100I “boxed device”
- IOS101I “device boxed or forced offline”
- IOS102I “device boxed or forced offline”
- IOS107I “deferring boxing of device”
- IOS431I “someone holding reserve on device”

Sick System: DASD I/O messages (XCF)

- IXC244E “cannot use this sysplex CDS”
- IXC246E “CDS experiencing I/O delays”
- IXC255I “cannot use this function CDS”
- IXC259I “I/O error on CDS”
- IXC267E “processing without alternate CDS”

Sick System: DASD I/O messages (Logger)

- IXG114A “offload not making progress”
- IXG115A “fix offload problem. Terminate task?”
- IXG271I “logger experiencing delays”
- IXG272E “logger task delayed, what to do?”
- IXG310I “offload not making progress”
- IXG311I “offload not making progress”
- IXG312E “offload delayed, what to do?”

Post Processor: Direct Access Device Activity

D I R E C T A C C E S S D E V I C E A C T I V I T Y

PAGE 1

z/OS V1R11

SYSTEM ID NICF

START 07/18/2012-18.46.00 INTERVAL 000.15.00

RPT VERSION V1R11 RMF

END 07/18/2012-19.01.00 CYCLE 0.500 SECONDS

TOTAL SAMPLES = 1,800 IODF = 00 CR-DATE: 04/04/2012 CR-TIME: 13.06.35 ACT: ACTIVATE

STORAGE GROUP	DEV NUM	DEVICE TYPE	NUMBER OF CYL	VOLUME SERIAL	PAV	LCU	ACTIVITY RATE	RESP TIME	IOSQ TIME	CMR DLY	DB DLY	PEND TIME	DISC TIME	CONN TIME	% DEV CONN	% DEV UTIL	% DEV RESV	AVG ALLOC	% ALLOC	% MT PEND
NF34	0B00	33909	32760	MX0518	1.0H	0007	0.519	2.60	.000	.016	.000	.136	.862	1.60	0.08	0.13	0.0	18.3	100.0	0.0
NF34	0B01	33909	32760	MX0519	1.0H	0007	0.051	1.70	.000	.011	.000	.134	1.29	.273	0.00	0.01	0.0	27.6	100.0	0.0
NF34	0B02	33909	32760	MX0520	1.0H	0007	0.044	1.27	.000	.003	.000	.122	.906	.246	0.00	0.01	0.0	17.3	100.0	0.0
NF34	0B03	33909	32760	MX0521	1.0H	0007	0.031	4.00	.000	.023	.000	.146	3.61	.251	0.00	0.01	0.0	7.3	100.0	0.0
NF44	0B04	33909	32760	NF4588	1.0H	0007	0.001	.256	.000	.000	.000	.128	.000	.128	0.00	0.00	0.0	1.0	100.0	0.0
NF44	0B05	33909	32760	NF4589	1.0H	0007	0.001	.256	.000	.000	.000	.128	.000	.128	0.00	0.00	0.0	0.0	100.0	0.0
NF34	0B06	33909	32760	MX0563	1.0H	0007	1.734	10.4	.000	.019	.000	.147	3.83	6.44	1.12	1.78	0.0	11.8	100.0	0.0
NF34	0B07	33909	32760	MX0526	1.0H	0007	1.262	10.7	.000	.021	.000	.149	3.77	6.77	0.85	1.33	0.0	10.3	100.0	0.0
NFX7	0B08	33909	10017	NFX825	1.0H	0007	0.001	.128	.000	.000	.000	.128	.000	.000	0.00	0.00	0.0	1.0	100.0	0.0
NFX7	0B09	33909	10017	NFX826	1.0H	0007	0.001	.128	.000	.000	.000	.128	.000	.000	0.00	0.00	0.0	2.0	100.0	0.0
NFX7	0B0A	33909	10017	NFX827	1.0H	0007	0.001	.256	.000	.000	.000	.128	.000	.128	0.00	0.00	0.0	2.0	100.0	0.0
NFX7	0B0B	33909	10017	NFX828	1.0H	0007	0.014	2.43	.000	.020	.000	.148	2.08	.207	0.00	0.00	0.0	6.0	100.0	0.0

RMF Mon III Device Delays

RMF V1R11 Device Delays

Line 1 of 1

Samples: 100 System: SD0 Date: 08/07/12 Time: 14.00.00 Range: 100 Sec

Jobname	C	Class	Service	DLY	USG	CON	----- Main Delay Volume(s) -----							
				%	%	%	%	VOLSER	%	VOLSER	%	VOLSER	%	VOLSER
IXGLOGR	S	SYSTEM		1	12	12	1	LGR10Q						

Sick System: Sick Components

- Experience suggests that the system will not be running well if the following components are having issues
 - Logger
 - RACF
 - JES3
 - JES2
 - RRS
 - Unix System Services
 - Consoles
 - GRS
 - SMF
 - Certainly others, but these tend to be most prevalent with respect to having single system issues that impact the sysplex
- Many of these critical components exploit sysplex services. So bear in mind that they could be sick due to sysplex issues we have not yet covered.*
- My idealized methodology is trying focus on internal problems that impact the component independently of the sysplex infrastructure. In the real world we may not be able to achieve such isolation.*

Detecting Sick Components

- Diagnostic Data
 - LOGREC entries
 - Dumps
- RMF Monitor III
 - Job Delay
 - Processor Delay
- Component messages (see handout) ←
- XCF Messages (see handout)
- XES Messages (see handout)

List of key messages that Level 2 looks for to see if component is sick.

The XCF/XES messages point at components who may be sick. They generally do not imply that XCF/XES is sick.

Detecting Sick Components: Dumps

- IEA045I “SVC dump started”
- IEA145E “messages and commands lost, may need to reissue”
- IEA611I “finished a dump”
- IEA794I “captured SVC dump”
- IEA799I “unable to automatically allocate SVC dump data set”
- IEA911E “finished a dump”
- IEE711I “unable to take dump”

If a component is creating dumps, it detected some sort of problem. It suggests that the component is sick. Likely a good place to focus.

RMF Monitor III: Job Delay

RMF V1R11 Job Delays

Line 1 of 1

Samples: 100 System: SD0 Date: 08/07/12 Time: 14.28.20 Range: 100 Sec

Job: XCFAS Primary delay: Job is waiting to use the processor.

Probable causes: 1) Higher priority work is using the system.
2) Improperly tuned dispatching priorities.

```
----- Jobs Holding the Processor -----
Job:          XCFAS          Job:          CID1GA02          Job:          CID1GA03
Holding:      1%            Holding:      1%            Holding:      1%
PROC Using:   1%            PROC Using:   2%            PROC Using:   3%
DEV Using:    0%            DEV Using:    0%            DEV Using:    0%
```

```
----- Job Performance Summary -----
      Service      WFL -Using%- DLY IDL UKN ---- % Delayed for ---- Primary
CX ASID Class    P Cr  %   PRC DEV %   %   %   PRC DEV STR SUB OPR ENQ Reason
S  0006 SYSTEM    1   50   1   0   1   0  99   1   0   0   0   0   0   0 XCFAS
```


RMF Monitor III Delay Report

Samples: 100 System: SD0 Date: 08/07/12 Time: 13.05.00 Range: 100 Sec

Name	CX	Service Class	Cr	WFL %	USG %	DLY %	IDL %	UKN %	PRC	DEV	STR	SUB	OPR	ENQ	% Delayed for	Primary Reason
NFAGEN	T	TSO		0	0	17	15	2	0	0	0	17	0	0	HSM	
MASTER	S	SYSTEM		0	0	1	0	99	0	1	0	0	0	0	HSMCDS	
CID1GT01	SO	CICSRGN		63	5	3	0	93	3	0	0	0	0	0	CID1GA03	
IXGLOGR	S	SYSTEM		92	11	1	0	88	0	1	0	0	0	0	LGR10M	
SMSVSAM	S	SYSTEM		100	1	0	0	99	0	0	0	0	0	0		
VTAM44ST	S	SYSSTC		100	1	0	0	99	0	0	0	0	0	0		
DFHSM	S	SYSSTC		100	1	0	0	99	0	0	0	0	0	0		
TCPCST	SO	SYSSTC		100	2	0	0	99	0	0	0	0	0	0		
CID1GA01	SO	CICSRGN		100	4	0	0	99	0	0	0	0	0	0		
CID1GA02	SO	CICSRGN		100	3	0	0	99	0	0	0	0	0	0		
CID1GA03	SO	CICSRGN		100	1	0	0	99	0	0	0	0	0	0		
CID1GA04	SO	CICSRGN		100	1	0	0	99	0	0	0	0	0	0		

**User NFAGEN
delayed waiting for HSM
to recall datasets.**

Sick System Components: Logger

- IXG114A “offload not making progress”
- IXG115A “fix offload problem. Terminate task?”
- IXG261E “logger CDS running out of space”
- IXG262A “logger CDS has run out of space”
- IXG271I “logger experiencing delays”
- IXG272E “logger task delayed, what to do?”
- IXG310I “offload not making progress”
- IXG311I “offload not making progress”
- IXG312E “offload delayed, what to do?”

Sick System Components: RACF

- IRRX004A
- IRRX017I
- IRRC022I
- IRRC023I
- IRRC024I
- IRRC025I
- IRRC026I
- IRRC032I
- IRRC033I
- IRRI013I
- IRRI081I
- IRRN081I
- IRRO081I
- IRRQ081I

*Sorry, I did not get
these interpreted yet*

Sick System Components: RACF

- ICH501I “RACF not active”
- ICH505A “RACF initialization failed”
- ICH600A “How should RACF proceed?”
 - ICH586A “RACF DB will be corrupted if mixed usage”
 - ICH588A “RACF DB will be corrupted if mixed usage”
 - ICH589A “RACF DB will be corrupted if mixed usage”
 - ICH590A “RACF DB will be corrupted if being shared”
 - ICH591A “RACF DB will be corrupted if being shared”

Sick System Components: JES3

- IAT1105 “file directories in use exceeds threshold”
- IAT7134 “console buffers in use exceeds threshold”
- IAT1016 “spool partition full, sysout processing suspended”
- IAT1017 “spool partition full, job selection suspended”
- IAT1018 “FYI, spool partition full”
- IAT8054 “queue being held”
- IAT6368 “checkpoint data set too small”
- IAT2008 “start cmd fails, likely due to storage or paging constraints”
- IAT6341 “running out of job numbers”
- IAT6395 “jobs are waiting”
- IAT6850 “too many WTO’s”

Sick System Components: JES2

- \$HASP9207 “checkpoint lock held for a long time”
- \$HASP292 “waiting for response during checkpoint write”

Sick System Components: RRS

- ATR247E “severe RRS error”
- ATR248E “RRS waiting for Logger to recover”
- ATR249E “RRS waiting for Logger to recover given logstream”
- ATR202D “gap in logstream, how should RRS proceed?”
- ATR210E “gap in RM DATA logstream, may need to cold start RRS members”
- ATR225D “cancel delayed, how should RRS proceed?”
- ATR226D “memterm delayed, how should RRS proceed?”
- ATR227D “cancel delayed, how should RRS proceed?”
- ATR228D “memterm delayed, how should RRS proceed?”
- ATR229D “cancel delayed, how should RRS proceed?”
- ATR230D “memterm delayed, how should RRS proceed?”
- ATR231D “cancel delayed, how should RRS proceed?”
- ATR232D “memterm delayed, how should RRS proceed?”
- ATR233D “cancel delayed, how should RRS proceed?”
- ATR234D “memterm delayed, how should RRS proceed?”

Sick System Components: Unix System Services

- BPXB001E
- BPXF002I
- BPXF006I
- BPXF008I
- BPXF014D
- BPXF019I
- BPXF020I
- BPXF021I BPXF029E BPXF032D BPXF034I BPXF039I BPXF044I BPXF045A BPXF075I
BPXF076I BPXF077S BPXF078W BPXF079S BPXF080I BPXF083I BPXF213E
- BPXF214E “unable to access BPXMCDS couple data set”
- BPXF215E “unable to access BPXMCDS couple data set”
- BPXF216E “file system partition cleanup delayed”
- BPXF217E “file system partition cleanup failed”
- BPXF218I BPXF221I BPXF222E BPXF226E BPXF230I BPXF242I BPXF243E BPXF244E
BPXF245I BPXF247I BPXF249I BPXF252I BPXF253E BPXF254I BPXF255I BPXF256I
BPXF257I BPXF259I BPXI004I BPXI005I BPXI016I BPXI017I BPXI018I BPXI019E BPXI026I
BPXI031E BPXI027I BPXI028E BPXI029I BPXI030I BPXI032E BPXI033E BPXI035E BPXI036E
AVAILABL BPXI039I BPXI040I BPXI043E BPXI055I BPXI056E BPXI058I BPXI068I BPXI060I
BPXI061E BPXI062I BPXI064E BPXI065E BPXI066E BPXI067E BPXI068I BPXI075E BPXI076E
BPXI077I BPXI078D BPXI082E BPXI083D BPXI084E BPXI085D BPXM048I BPXM032E
BPXM050E BPXM055D BPXM057E BPXM120D BPXM056E BPXN002I BPXN003E BPXO043I
BPXP003E BPXP004E BPXP006E BPXP022E BPXP022I BPXP001I BPXP007E BPXP008E

*Sorry, I did not get
these interpreted yet*

Sick System Components: Consoles

- CNZ2202E
- CNZ3003I
- CNZ3004E
- CNZ3005A
- CNZ3007I
- CNZ3009E
- CNZ3010I
- CNZ3014I
- CNZ4200I
- CNZ4201E
- CNZZ002E
- CNZZ007E
- CNZZ009E
- CNZZ014E
- CNZZ031E
- CNZZ033E

*Sorry, I did not get
these interpreted yet*

Sick System Components: Consoles

- IEA145E “messages and commands lost, may need to reissue”
- IEA230E “WTOR buffer shortage”
- IEA231A “WTOR buffer shortage”
- IEA359E “retained action message buffer shortage”
- IEA360A “retained action message buffer shortage”
- IEA367A “multiple console support inoperative, please acknowledge”
- IEA404A “WTO buffer shortage”
- IEA405E “WTO buffer shortage”
- IEA555E “unable to restart delayed WTOR processor”
- IEA556I “peer system’s console support inoperative”
- IEA557A “need operator to respond to reply ID 0 WTOR”
- IEA652A “discarding messages due to WTO buffer shortage”
- IEA654A “sympathy sickness due to WTO buffer shortage on peer system”

Sick System Components: Consoles

- IEE141A “no master console, no alternates either”
- IEE624I “need to enable system console”
- IEE765E “syslog task failed”
- IEE767A “syslog buffer is full”
- IEE769E “system error in syslog”
- IEE775E “no storage for syslog buffer”
- IEE795I “syslog data loss”
- IEE806A “exceeded command limit”
- IEE824E “communication task failed”

Sick System Components: GRS

- ISG361A “waiting for list lock”
- ISG362I “finally got the list lock”

- With “critical member” support in z/OS V1R12, the system may well be removed from the sysplex before it gets a chance to complain about the list lock

- White paper on Diagnosing GRS issues
 - *z/OS GRS: Performance Considerations*
 - www.ibm.com/support/techdocs/atmastr.nsf/WebIndex/WP101725

Sick System Components: SMF

- IEE986E “SMF buffer space exceeds threshold”

Detecting Sick Components: XCF messages

- IXC430E “system has stalled group members”
- IXC431I “group member is stalled”
- IXC440E “stalled group member impacting other systems”
- IXC615I “terminating group member”
- IXC631I “stalled group member impacting peer system”
- IXC640E “peer stalled group member impacting me”

Generally these messages suggest that someone other than XCF is sick. XCF however, can be impacted by these problems, which in turn can induce sympathy sickness. Stay focused on the stalled group member and the system where the member resides.

Detecting Sick Components: XES messages

- IXL040E “structure connector not responding”
- IXL041E “structure connector not responding”
- IXL045E “having trouble getting connector SRBs to run”

Generally these messages suggest that someone other than XES is sick. XES itself is unlikely to be impacted by these problems, but they can in turn induce sympathy sickness. Generally stay focused on the stalled connector and the system where it resides. However, some connectors will appear to be unresponsive because they are “waiting” for a peer connector to complete some task. In such cases, one really needs application specific knowledge to determine whether the unresponsive connector is the culprit, or a victim. You want to stay focused on the culprit.

Correlating messages and components

Component	Prefix	Jobname	XCF Group	CDS	CF Structure
XCF	IXC	XCFAS	SYSXCF	Sysplex ARM, SFM	IXC...
XES	IXL	(user's job)	IXCLO...	CFRM	
GRS	ISG	GRS	SYSGRS SYSGRS2	Sysplex	ISGLOCK (if star mode)
RACF	ICH		IRRXCF00		IRR
Consoles	CNZ	CONSOLES	SYSMCS SYSMCS2		(via logger)
Logger	IXG	IXGLOGR		LOGR	lots
JES	HASP or IAT	JES2 JESAUX JESXCF			checkpoint
RRS	ATR	RRS (maybe)	SYSATR		(via logger)
Unix System Services	BPX		SYSBPX	BPXMCDS	

Methodology Consideration

- At this point in our sysplex diagnosis methodology, we may have determined that a particular component appears to be sick
 - *But the component might have dependencies or interactions with other systems in the sysplex*
 - *Without component knowledge, we may not be able to tell whether the sick component is actually suffering from sympathy sickness*
- So if root cause is not obviously a local issue, take note of the component and continue diagnosis

Problem Taxonomy

- Dead System
- Sick System
- **Sysplex Fabric**
- Sysplex Componentry
 - Coupling Facility
 - Signalling Service
 - Couple Data Sets
 - External Time Reference
- Configuration / Capacity
- Software Issues

Sysplex Fabric

- Consists of the various cables, links, channel paths, CHPIDs, and adapter cards that provide physical access to the sysplex componentry
- Along with the parmlib members and policies that govern logical access to the sysplex componentry
- Performance, response time, throughput, even functionality may be impacted if access to the sysplex componentry is impeded by
 - Error prone connections
 - Loss of connectivity
 - Outright loss or lack of access
- So now we make sure that the expected sysplex componentry exists and is accessible to each system in the sysplex

Sysplex Fabric: Couple Data Sets

- Physical access
 - See: “Sick System: DASD I/O issues”
 - IODF
- Logical access
 - COUPLExx COUPLE statement for sysplex CDS
 - COUPLExx DATA statements for function CDS's
 - SETXCF COUPLE command
- Detecting Fabric Problems
 - D XCF,COUPLE,TYPE=ALL (see handout)
 - XCF Messages (see handout)
 - IOS messages (see handout)
 - Exploiter Messages (see handout)

Do the various CDS exist?
Have an alternate?
Accessible to all systems?

Sysplex Fabric: Couple Data Sets

D XCF,COUPLE

```

SYSPLEX COUPLE DATA SETS
PRIMARY   DSN: UTCXCF.SVPLEX1.COUPLE.PRI
          VOLSER: X1CPLP      DEVN: 1C6E
          FORMAT TOD          MAXSYSTEM MAXGROUP (PEAK) MAXMEMBER (PEAK)
          11/27/2011 13:21:26          32      120      503      (56)
ALTERNATE DSN: UTCXCF.SVPLEX1.COUPLE.ALT
          VOLSER: X1CPLA
          FORMAT TOD          MAXSYSTEM MAXGROUP (PEAK) MAXMEMBER (PEAK)
          11/27/2011 13:21:26          32      120      503      (56)

ARM COUPLE DATA SETS
PRIMARY   DSN: UTCXCF.SVPLEX1.ARM14.PRI
          VOLSER: X1CPLA      DEVN: B010
          FORMAT TOD          MAXSYSTEM
          04/11/2003 21:02:00          32
ALTERNATE DSN: UTCXCF.SVPLEX1.ARM14.ALT
          VOLSER: X1CPLP      DEVN: 1C6E
          FORMAT TOD          MAXSYSTEM
          04/11/2003 21:01:03          32
  
```

You run risk of a syplex outage if you don't have an alternate Sysplex CDS

Sysplex Fabric: Couple Data Sets

D XCF,COUPLE,TYPE=xxx ...

```

ARM COUPLE DATA SETS
PRIMARY   DSN: UTCXCF.SVPLEX1.ARM14.PRI
          VOLSER: X1CPLA          DEVN: B010
          FORMAT TOD              MAXSYSTEM
          04/11/2003 21:02:00      32
          ADDITIONAL INFORMATION:
          FORMAT DATA
          VERSION 1, HBB7707 SYMBOL TABLE SUPPORT
          POLICY(8) MAXELEM(400) TOTTELEM(600)
ALTERNATE DSN: UTCXCF
          VOLSER: X1CPLA
          FORMAT TOD
          04/11/2003
          ADDITIONAL
          FORMAT DATA
          VERSION 1, HBB7707 SYMBOL TABLE SUPPORT
          POLICY(8) MAXELEM(400) TOTTELEM(600)
ARM IN USE BY ALL SYSTEMS
  
```

Should have an alternate for availability

Should normally be accessible by all systems

Sysplex Fabric: Couple Data Sets

- IXC244E “cannot use this sysplex CDS”
- IXC246E “CDS experiencing I/O delays”
- IXC253I “CDS removed from service”
- IXC255I “cannot use this function CDS”
- IXC256A “cannot remove CDS until these systems respond”
- IXC259I “I/O error on CDS”
- IXC267E “processing without alternate CDS”

Sysplex Fabric: Couple Data Sets (IOS messages if relevant to CDS)

- See “Sick System: DASD I/O Messages (IOS)” for list of IOS messages that might be relevant to DASD I/O Issues
- You need to know where the CDS resides so that you can consider only those IOS messages related to the channel paths and devices that are relevant to the various CDS of interest

Sysplex Fabric: Function Couple Data Sets

- ARM
 - IXC807I “rejected use of alternate CDS”
 - IXC808I “no access to CDS”
 - IXC809I “lost access to CDS”
 - IXC810I “unable to use CDS”

Sysplex Fabric: Function Couple Data Sets

- BPXMCDS
 - BPXF214E “unable to access CDS”
 - BPXF215E “unable to access CDS”
 - BPXF226E “rejected use of CDS”
 - BPXF230I “rejected use of alternate CDS”
 - BPXI046I “unable to initialize new primary CDS”
 - BPXF050I “I/O errors accessing CDS”
 - BPXF058I “lost access to CDS”

Sysplex Fabric: Function Couple Data Sets

- CFRM
 - IXC220W “lost access to CDS”
 - IXC520I “not using CDS”
- LOGR
 - IXG047I “unable to access CDS”
 - IXG054A “no CDS available”
- SFM
 - IXC610I “unable to use CDS”
- WLM
 - IWM047E “unable to access CDS”
 - IWM048E “no CDS”

Sysplex Fabric: Coupling Facility

- Physical Access
 - CF
 - Links
- Logical Access
 - CFRM Policy
- Detecting Fabric Issues
 - D CF
 - D XCF,CF
 - D XCF,POLICY,TYPE=CFRM
 - XCF Messages (see handout)
 - IXLERLOG LOGREC entries for link issues (see handout)
 - Check for flashing icons on the HMC
 - HMC command to display CF

Does the CF exist?

Accessible from all systems?

Using the right CFRM policy?

physically connected?

logically connected?

right policy?

hardware issues?

exist? respond?

Sysplex Fabric: Coupling Facility

- CF becomes inaccessible to z/OS if:
 - CF image is reset
 - CF aborts
 - CF suffers power outage
 - CEC on which CF resides goes down
 - Loses connectivity to the CF
- z/OS issues messages IXL157I and IXC517I if unable to access the CF. But two possible scenarios:
 - Could be due to loss of connectivity
 - Could be due to CF going down
- They both look the same to z/OS, but root cause is different

Sysplex Fabric: Coupling Facility

- If CF does not respond to z/OS within 2 seconds, z/OS recycles the link under the assumption that there has been some sort of communication issue
- If z/OS recycles all the links at the same time, connectivity to the CF is lost
 - The CF may be up, but z/OS “disconnected” so to speak

D CF,CFNAME=XXXX

If CF is not accessible, D CF may not show the CF at all. Alternatively, one or more sections of the output will not be available.

```

COUPLING FACILITY HAS ONLY ONE ON
CF REQUEST TIME ORDERING: REQUIRE

COUPLING FACILITY SPACE CONFIGURATION
                                IN USE          FREE          TOTAL
CON
NON-CONTROL SPACE.             0 M          0 M          0 M

PATH          PHYSICAL          LOGICAL  CHANNEL TYPE          AID  PORT
03           NO PATH STATUS AVAILABLE  CIB          N/A  N/A
C0 / 0737    NOT OPERATIONAL  ONLINE  CIB          N/A  N/A
C1 / 0738    ONLINE           ONLINE  CIB          N/A  N/A

COUPLING FACILITY SUBCHANNEL STATUS
TOTAL:    96  IN USE:    7  NOT USING:    0  NOT USABLE:    89
OP
NO COUPLING FACILITY DEVICE STATUS AVAILABLE
F42E / 25E9    F42F / 25EA    F430 / 25EB    F431 / 25EC
F432 / 25ED    F433 / 25EE    F434 / 25EF    F435 / 25F0
  
```

NO COUPLING FACILITY SPACE DATA AVAILABLE

NO PATH STATUS AVAILABLE

NO COUPLING FACILITY DEVICE STATUS AVAILABLE

D CF,CFNAME=XXXX

COUPLING FACILITY HAS ONLY ONE ONLINE SENDER PATH

CF REQUEST TIME ORDERING: **REQUIRED AND NOT-ENABLED**

COUPLING FACILITY SPACE CONFIGURATION

	IN USE	FREE	TOTAL
CONTROL SPACE:	600		
NON-CONTROL SPACE:	0		

PATH	PHYSICAL
03 / 0727	NOT OPERATIONAL
C0 / 0737	NOT OPERATIONAL
C1 / 0738	ONLINE

COUPLING FACILITY SUBCHANNEL STATUS

TOTAL: 96 IN USE: 7 NOT OPERATIONAL

OPERATIONAL DEVICES / SUBCHANNELS

F42E / 25E9	F42F / 25EA	F430 / 25EB	F431 / 25EC
F432 / 25ED	F433 / 25EE	F434 / 25EF	F435 / 25F0

CF will not be accessible if “request time ordering” is required, but not enabled. Unless you are really down level on hardware, I would expect the function is installed. Thus “not enabled” likely implies that z/OS image and CF are either not in the same CTN, or are having other ETR related issues.

D XCF,CF

```

D XCF,CF,CFNAME=SVT1CF1
IXC362I 22.06.42 DISPLAY XCF 411
CFNAME: SVT1CF1
  COUPLING FACILITY      : 002817.IBM.02.0000000F8E66
                        : PARTITION: 09  CPCID: 00
  SITE                   : SITE1
  POLICY DUMP SPACE SIZE: 6000 K
  ACTUAL DUMP SPACE SIZE: 6 M
  STORAGE INCREMENT SIZE: 1 M

CONNECTED SYSTEMS:
N64      N65      N66      N67

MONITORING SYSTEM: N64

STRUCTURES:
DBSVPLX1_SCA      IRRXCF00_B001      IRRXCF00_B002
ISTGENERIC(NEW)  IXCPLEX_PATH2      IXCPLEX_PATH4
LOGGER_STR1      SYSZWLM_8E662817(NEW)
  
```

Shows CFs defined in the active CFRM policy. If CF not shown, you have a policy issue.

Right policy?
 CF defined in the policy?
 With the right Node ID?

D XCF,POLICY

```
D XCF,POLICY,TYPE=ALL
IXC364I 22.40.25 DISPLAY XCF 927
TYPE: ARM
POLICY NOT STARTED
TYPE: BPXMCDS
      NOT SUPPORTED BY
TYPE: CFRM
      POLNAME:          IXCPOLX1
      STARTED:          07/19/2012 21:19:19
      LAST UPDATED:    07/19/2012 11:24:45
TYPE: LOGR
      NOT SUPPORTED BY DISPLAY XCF,POLICY
TYPE: SFM
      POLNAME:          IXCSFMX1
      STARTED:          04/17/2012 19:24:49
      LAST UPDATED:    04/17/2012 19:24:08

SYSPLEX FAILURE MANAGEMENT IS ACTIVE
TYPE: WLM
      NOT SUPPORTED BY DISPLAY XCF,POLICY
```

CFRM Policy started?
Right name?
Right instance?

Sysplex Fabric: Coupling Facility

- IXC501A “use this CF or not?”
- IXC517I “system using this CF” was the problem before this?
- IXC518I “system not using this CF” but should it be?
- IXC519E “coupling facility is damaged”
- IXC512I “CFRM policy change pending”
- IXL051I “CF dump was taken for hardware support to review”
- IXL044I “experiencing repeated IFCCs on path to CF”
- IXL157I “path to CF now operational”
- IXL158I “path to CF is not operational”
- IXL159E “detected error with notification vectors”
- IXL160E “not using CF due to lack of request time ordering”
- IXL162E “not using CF due to lack of request time ordering”

CF went down
if dump was
disruptive

Is CF connected
to same ETR as
z/OS images?

IXC501A “Use This CF or Not?”

- Operations must be very, very careful with IXC501A
- System programmer must be very careful with CFRM policy
- z/OS is asking operator to confirm whether this sysplex is supposed to be using the indicated CF
- The message is issued when it appears that the CF might be in use by some other sysplex
- If the operator responds “yes”, this sysplex will take over ownership of the CF
- If the CF is actually in use by some other live sysplex, that other sysplex will lose access to the CF
 - That other sysplex could potentially suffer a sysplex wide outage as a result of losing its CF

Sysplex Fabric: Coupling Facility Symptom Record in LOGREC

```

TYPE: SYMPTOM RECORD      REPORT: SOFTWARE EDIT REPORT      DAY YEAR
                                REPORT DATE: 216 12
SCP: VS 2 REL 3           ERROR DATE: 171 12
                                MODEL: 2097                                HH MM SS.TH
                                SERIAL: 03F25E                            TIME: 00:49:38.06

SEARCH ARGUMENT ABSTRACT:
  PIDS/5752SCIXL RIDS/IXLERLOG RIDS/IEANUC01#L FLDS/RESPCODE
  VALU/H00 FLDS/STATUSCODE VALU/H000000 FLDS/IRBSCC VALU/H00
  
```

Look for IXLERLOG
Scroll down to find issue
IFCC if CF link issues
Other issues possible.

```

SYSTEM ENVIRONMENT:
  CPU MODEL: 2097
  CPU SERIAL: 03F25E
  SYSTEM: PP1C
  RELEASE LEVEL OF SERVICE RO
  SYSTEM DATA AT ARCHITECTURE
  COMPONENT DATA AT ARCHITECT
  SYSTEM DATA: 00000000 0000
  COMPONENT INFORMATION:
  COMPONENT ID:
  COMPONENT RELEASE LEVEL:
  DESCRIPTION OF FUNCTION:
  
```

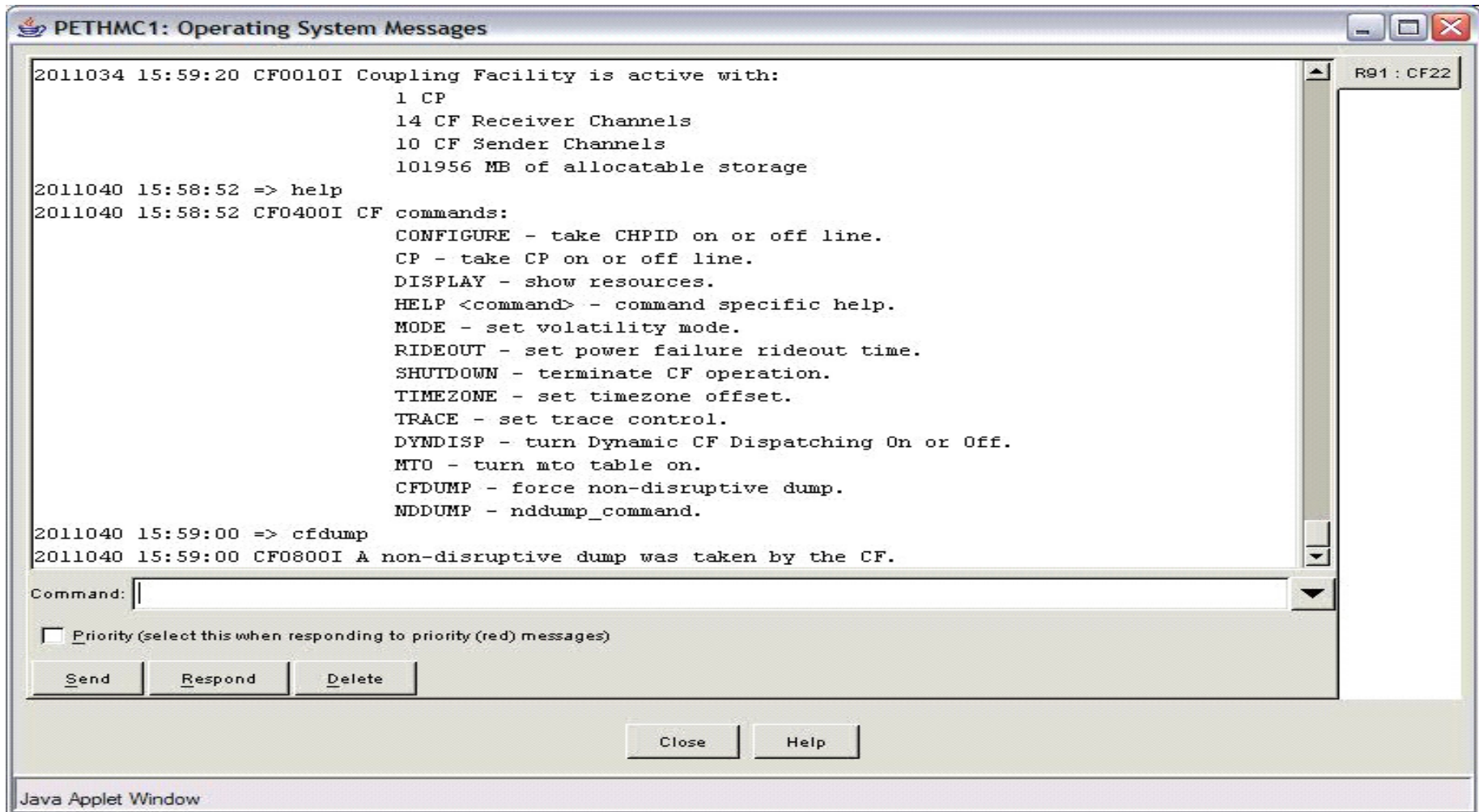
```

THE SYMPTOM RECORD DOES NOT CONTAIN A SECONDARY SYMPTOM STRING.
FREE FORMAT COMPONENT INFORMATION:
  KEY = F000      LENGTH = 000184 (00B8)
+000 C396A497    93899587    40868183    899389A3    COUPLING FACILIT
+010 A040D5C4    70404000    05025050    F2F0F9F7    Y ND: ...002097
+020 C          93899587    40868183    F0F0F0F1    E26IBM8300000001
+030 C          89958740    857A4040    40404040    E6CD.. COUPLING
+040 8          857A4040    40404040    84A49385    FACILITY NAME:
+050 E          40404040    40404040    40404040    MABCF1
+060 D          84A49385    40404040    A289A27A    REPORTING MODULE
+070 7          40404040    40404040    D5E3D9D6    : IXLE1REC
+080 C          A289A27A    40404040    C3C1E3C5    ERROR DIAGNOSIS:
+090 C9D5E3C5    D9C6C1C3    C540C3D6    D5E3D9D6    INTERFACE CONTRO
+0A0 D340C3C8    C5C3D240    C9D5C4C9    C3C1E3C5    L CHECK INDICATE
+0B0 C4404040    40404040
  
```

Physical link errors may arise due to:

- Bad or pinched cables
- Cables not well seated
- Dirt

HMC: Operations System Messages For CF



PETHMC1: Operating System Messages

```

2011034 15:59:20 CF0010I Coupling Facility is active with:
      1 CP
     14 CF Receiver Channels
     10 CF Sender Channels
    101956 MB of allocatable storage

2011040 15:58:52 => help
2011040 15:58:52 CF0400I CF commands:
CONFIGURE - take CHPID on or off line.
CP - take CP on or off line.
DISPLAY - show resources.
HELP <command> - command specific help.
MODE - set volatility mode.
RIDEOUT - set power failure rideout time.
SHUTDOWN - terminate CF operation.
TIMEZONE - set timezone offset.
TRACE - set trace control.
DYNDISP - turn Dynamic CF Dispatching On or Off.
MTO - turn mto table on.
CFDUMP - force non-disruptive dump.
NDDUMP - nddump_command.

2011040 15:59:00 => cfdump
2011040 15:59:00 CF0800I A non-disruptive dump was taken by the CF.
  
```

Command:

Priority (select this when responding to priority (red) messages)

Send Respond Delete

Close Help

Java Applet Window

Sysplex Fabric: CF Structures

- Physical Access
 - Do expected structures exist?
- Logical Access
 - CFRM Policy
 - IXLCONN
- Detecting Fabric Issues
 - D XCF,CF
 - D XCF,POLICY,TYPE=CFRM
 - RMF CF Activity Report
 - XCF/XES Messages (see handout)

Which structures do you normally run with?
Do they exist?

Running with expected CFRM policy?
Any failed structure allocations?

Sysplex Fabric: CF Structures D XCF,CF

```
D XCF,CF,CFNAME=SVT1CF1
IXC362I 22.06.42 DISPLAY XCF 411
CFNAME: SVT1CF1
  COUPLING FACILITY      : 002817.IBM.02.0000000F8E66
                        PARTITION: 09   CPCID: 00
  SITE                   : SITE1
  POLICY DUMP SPACE SIZE: 6000 K
  ACTUAL DUMP SPACE SIZE:
  STORAGE INCREMENT SIZE:

CONNECTED SYSTEMS:
N64      N65      N66      N67

MONITORING SYSTEM: N64

STRUCTURES:
DBSVPLX1_SCA      IRRXCF00_B001      IRRXCF00_B002
ISTGENERIC(NEW)   IXCPLEX_PATH2      IXCPLEX_PATH4
LOGGER_STR1       SYSZWLM_8E662817(NEW)
```

Do your structures exist?
In the expected/desired CF?

Sysplex Fabric: CF Structures

D XCF,POLICY

```
D XCF,POLICY,TYPE=ALL
IXC364I 22.40.25 DISPLAY XCF 927
TYPE: ARM
POLICY NOT STARTED
TYPE: BPXMCDS
      NOT SUPPORTED BY
TYPE: CFRM
      POLNAME:          IXCPOLX1
      STARTED:          07/19/2012 21:19:19
      LAST UPDATED:    07/19/2012 11:24:45
TYPE: LOGR
      NOT SUPPORTED BY DISPLAY XCF,POLICY
TYPE: SFM
      POLNAME:          IXCSFMX1
      STARTED:          04/17/2012 19:24:49
      LAST UPDATED:    04/17/2012 19:24:08

SYSPLEX FAILURE MANAGEMENT IS ACTIVE
TYPE: WLM
      NOT SUPPORTED BY DISPLAY XCF,POLICY
```

CFRM Policy started?
Right name?
Right instance?

Sysplex Fabric: CF Structures Messages

- IXL013I “application unable to connect to structure”
- IXL014I “application unable to connect to structure”

← An application must connect in order to use a structure. The failure text might indicate that the structure could not be created at all.

- IXC453I “not enough signaling paths”
- IXC454I “unable to establish signaling connectivity”
- IXC455D “reply with interval or retry to re-initialize XCF”

← You tend to see these messages on an IPLing system. Many root causes, but frequently implies that XCF signalling structures are not accessible.

- Applications may well issue their own messages to complain if their structures are not accessible

Sysplex Fabric: Signalling Paths

- Physical Access
 - See “Sysplex Fabric: CF Structures”
 - CTC devices
- Logical Access
 - COUPLExx PATHOUT statements, or SETXCF START,PATHOUT
 - COUPLExx PATHIN statements, or SETXCF START,PATHIN
- Detecting Fabric Issues
 - D XCF,PO
 - D XCF,PI
 - Messages (see handout)
 - Apply “Sysplex Fabric: CF Structures” to signal structures
 - Check for IOS messages related to signal path CTC devices

Are CF structures used for signalling accessible?

Are CTC devices used for signalling online and operational?

Sysplex Fabric: Signalling Paths

D XCF,PO – summary view

```

D XCF,PO
IXC355I 22.32.57 DISPLAY XCF 867
PATHOUT TO SYSNAME:  ?????????? - PATHS NOT CONNECTED TO OTHER SYSTEMS
  DEVICE (LOCAL/REMOTE): C140/???? C141/???? C142/???? C150/????
                        C151/???? C152/???? D140/???? D141/????
                        D142/???? D150/???? D151/???? D152/????

PATHOUT TO SYSNAME:   N64
  DEVICE (LOCAL/REMOTE): C110/C144 C111/C145 C112/C146 D110/D144
                        D111/D145 D112/D146

  STRNAME:             IXCPLEX_PATH1      IXCPLEX_PATH2
                        IXCPLEX_PATH3      IXCPLEX_PATH4

PATHOUT TO SYSNAME:   N65
  DEVICE (LOCAL/REMOTE): C120/C144
                        D121/D145

  STRNAME:             IXCPLEX_PA
                        IXCPLEX_PA

PATHOUT TO SYSNAME:   N66
  DEVICE (LOCAL/REMOTE): C130/C144

```

Shows perspective of local system

Paths not connected but should be?

Missing expected paths?

Paths to every other system?

“connected” does not imply “working”

Sysplex Fabric: Signalling Paths

D XCF,PO – detail

```

D XCF,PO,DEVICE=C110
IXC356I 22.34.29 DISPLAY XCF 886
LOCAL DEVICE      REMOTE      PATHOUT      REMOTE      TRANSPORT
PATHOUT          SYSTEM      STATUS      PATHIN    RETRY    MAXMSG    CLASS
C110             N64        WORKING     C144       100     5000     DEFAULT

LOCAL  REMOTE  REMOTE  PATHOUT      TRANSFR BUFFER  MSGBUF  SIGNL  MXFER
PATHOUT PATHIN  SYSTEM  STATUS
C110   C144   N64    WORKING
  
```

Shows perspective of local system

“working” likely good, but not conclusive.
 (If doubts, use detail D XCF,PI to verify flow from the perspective of target system)

Nonzero “pending” suggests delay or spike.

```

D XCF,PO,STRNAME=IXCPLEX_PATH1
IXC356I 22.39.14 DISPLAY XCF 916
STRNAME      REMOTE  PATHOUT
PATHOUT      SYSTEM  STATUS
IXCPLEX_PATH1
                N64    WORKING
                N65    WORKING
                N66    WORKING

STRNAME      REMOTE  PATHOUT      TRANSFR  BUFFER  MSGBUF  SIGNL  MXFER
PATHOUT  LIST  SYSTEM  STATUS    PENDING  LENGTH  IN USE  NUMBR  TIME
IXCPLEX_PATH1
                11  N64    WORKING    0    8124    110    239    1667
                18  N65    WORKING    0    8124    110    299    1012
                13  N66    WORKING    0    8124    56    4496    2703
  
```

Sysplex Fabric: Signalling Paths

D XCF,PI - details

To check flow, issue detail pathin on the receiving side of signal path. Successive displays should show changes (unless path unused).

```

D XCF,PI,DEVICE=C114
IXC356I 22.37.52 DISPLAY XCF 910
LOCAL DEVICE    REMOTE    PATHIN    REMOTE
PATHIN         SYSTEM    STATUS    PATHOUT  RETRY    MAXMSG  LAST XFER
C114          N64      WORKING   C140     100     2000    2351  248

LOCAL  REMOTE  REMOTE  PATHIN  DELIVRY  BUFFER  MSGBUF  SIGNAL
PATHIN PATHOUT SYSTEM STATUS  PENDING LENGTH  IN USE  NUMBR NOBUF
C114  C140  N64    WORKING  4      956      8      2351  0
    
```

Pending delivery of 4 is typical for CTC. 0 typical for list path. Bigger suggests msg exit delays.

Signal numbers on pathout side and pathin side should be close. Suggests transfer delay if not.

Sysplex Fabric: Signalling Paths

- IXC458I “stopped signalling path”
- IXC459I “stopped signalling path unconditionally”
- IXC467I “restarting or stopping or rebuilding signalling path”

- IXC453I “not enough signaling paths”
- IXC454I “unable to establish signalling connectivity”

- Other messages
 - IOS for CTC devices used for signal paths
 - XCF/XES messages for CF or structures used for signal paths

Sysplex Fabric: External Time Reference

- Physical Access
 - Coordinated Time Network
 - Timing links
- Logical Access
 - CTN ID
- Detecting Fabric Issues
 - D XCF,SYSPLEX,ALL
 - D ETR,DATA
 - Messages (see handout)
 - HMC

If z/OS image loses access to ETR, the system is in a wait-state.

So my “fabric detection” is either
- Proactive prevention
- Post mortem analysis

If lose ETR, “live” investigation is via the HMC and other systems that still have ETR access

Timer links operational?
Is the CTN ID correct?
PTS operational? BTS? Arbiter?
Is CTS the one you want?

Sysplex Fabric: External Time Reference

- IEA394A “lost access to ETR (STP)”
- IEA015A “lost access to ETR (sysplex timer)”

- IXC406I “not connected to same ETR”
- IXC438I “new or changed CTNID”
- IXL160E “required request time ordering not enabled”
- IXL162E “required request time ordering will never be enabled”

- IEA031I “STP alert was issued to HMC”
- IEA395I “switched to backup time server”

- And of course, the HMC

Methodology Recap

- We have eliminated any local issues that might be root cause
 - Wait-states, constraints, device errors
 - Explainable contention
 - Lack of access to sysplex componentry
- We may be reserving judgment on local issues that might arise as the result of sympathy sickness
 - Unexplained contention
 - Sick components
- Or we might not have any potential culprits identified, but still believe that a problem exists

Problem Taxonomy

- Dead System
- Sick System
- Sysplex Fabric
- Sysplex Componentry
 - **Coupling Facility**
 - Signalling Service
 - Couple Data Sets
 - External Time Reference
- Configuration / Capacity
- Software Issues

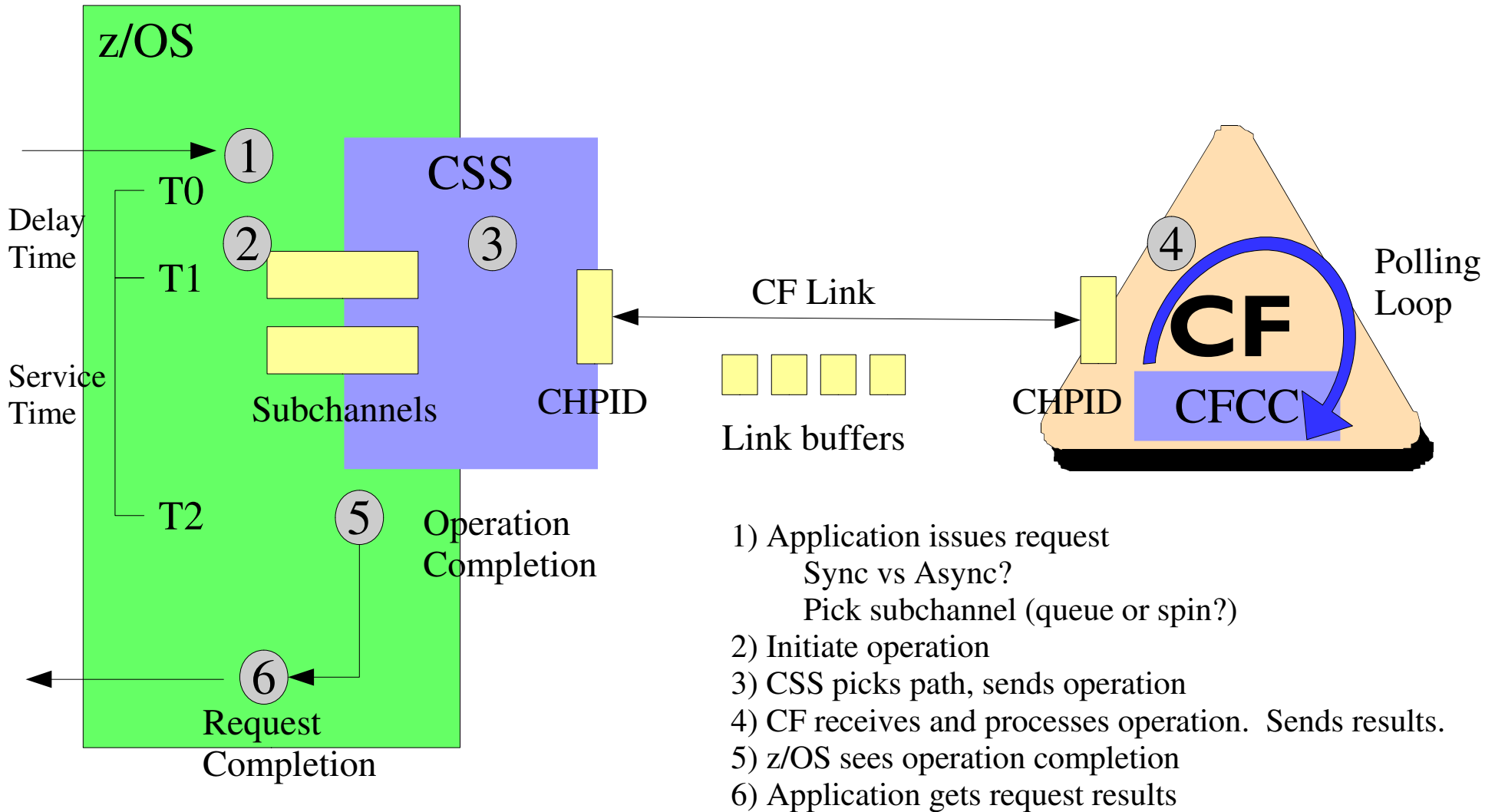
Sysplex Componentry Considerations

- The sysplex components are rather intertwined and mutually dependent on each other. For example:
 - A CF structure might be used for signalling
 - But signals need to be sent to manage the structures in the CF
 - Management of the CF needs access to CDS
 - But signals need to be sent to manage the CDS
 - And the CDS defines who the signalling service can talk to
- I am largely ignoring this complexity and pretending that we can look at the components in isolation
 - But that could be a vast oversimplification if you happen to be rebuilding a signal structure while in the midst of performing a PSWITCH to an alternate CFRM CDS

Methodology Recap

- At this point, we should have the following conditions:
 - All systems are operational
 - All sysplex componentry is accessible via error free connections
- We suspect there may be issues with sysplex componentry
 - Performance issues
 - Configuration or capacity issues
- So we need a detailed understanding of the how the sysplex componentry works so that we can determine
 - How such problems might arise
 - How they might be observed
 - How they might be resolved

Coupling Facility Request Processing

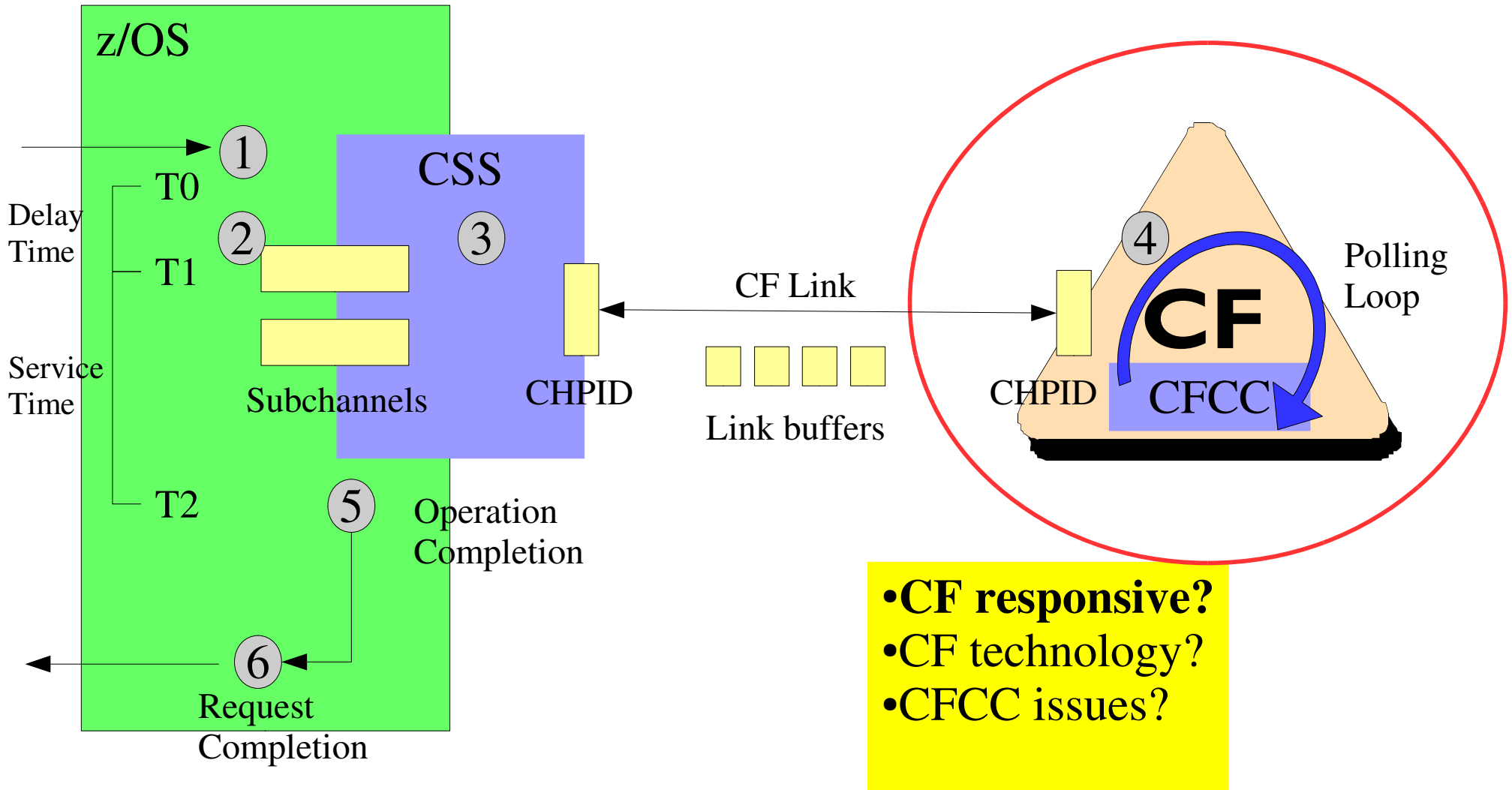


CF Service Time Considerations

- Delay Time is time spent waiting for a subchannel
- Service Time is delta between sending operation and observing its completion
- Service time impacted by
 - Coupling Facility
 - Technology
 - Utilization
 - Contention
 - CF Links
 - Technology
 - Path busy conditions
 - Distance
 - Completion recognition

You get one number that encompasses all these factors. One or more could be the issue.

Coupling Facility Request Processing



CF Responsive?

- LPAR configuration must allow the CF to be sufficiently responsive so that the polling loop can run to receive commands in a timely manner
 - Dedicated CPs recommended
 - Shared CPs need sufficient weight
 - >50% for simplex or user managed duplexing
 - >95% for system managed duplexing
 - Dynamic Dispatch can give rise to erratic, elongated response times
 - Sharing CPs between z/OS and CF can impact response time
- CF utilization guidelines
 - <30% busy if single CP, otherwise <50%
 - Ensure sufficient capacity to handle structures that might be rebuilt into the CF as the result of failures or maintenance on a peer CF

CF Technology Issues

- Our primary concern is the impact that CF service time has on the z/OS image that is accessing the CF
 - Faster CF request service time reduces overhead for z/OS image
- Type of CF processor determines how quickly an operation can be performed (but just one factor among many)
- Rule of thumb: CF processor should be no more than one generation behind the processor that hosts the z/OS images that use the CF

CFCC Issues

- Stay current with maintenance
- Internal Contention
 - Very hard to detect, and seldom seen. I mention it to be complete.
 - Contention issues within the CF generally arise from usage patterns for particular structures, and are isolated to those structures
 - Do not typically see “global” contention issues in the CF

Detecting Coupling Facility Issues

- First resolve existence and accessibility issues
 - See “Sysplex Fabric: Coupling Facility”
- Performance
 - RMF CF Activity Report
 - RMF Partition Data Report
 - RMF Monitor III – CF Overview
 - RMF Monitor III – Sysplex CF Views

Getting enough physical CP?

Timely dispatch?

CF utilization within guidelines?

RMF CF Activity Report

- CF Utilization within guidelines?
- Dynamic dispatching?
- Effective CPs?

```

PROCESSOR SUMMARY
-----
COUPLING FACILITY      2817      MODEL M80      CFLEVEL  17      DYNDISP OFF
AVERAGE CF UTILIZATION (% BUSY)      30.7
LOGICAL PROCESSORS:  DEFINED  2      EFFECTIVE  2.0
                     SHARED  0      AVG WEIGHT 0.0
  
```

*May need to look at data over several intervals
 What utilization is normal for you?*

RMF Partition Data Report

z/OS V1R13

SYSTEM ID SYS1
RPT VERSION V1R13 RMF

DATE 07/12/2012
TIME 20.15.00

INTERVAL 15.00.294
CYCLE 1.000 SECONDS

PARTITION DATA							LOGICAL PARTITION PROCESSOR DATA				AVERAGE PROCESSOR UTILIZATION PERCENTAGES					
NAME	S	WGT	MSU		CAPPING		PROCESSOR- NUM	TYPE	DISPATCH TIME DATA		LOGICAL PROCESSORS		PHYSICAL PROCESSORS			
			DEF	ACT	DEF	WLM%			EFFECTIVE	TOTAL	EFFECTIVE	TOTAL	LPAR MGMT	EFFECTIVE	TOTAL	
CF1	A	DED					1	ICF	00.15.00.269	00.15.00.275	100.0	100.0	0.00	50.00	50.00	
CF2	A	DED					1	ICF	00.15.00.170	00.15.00.176	99.99	99.99	0.00	49.99	49.99	
PHYSICAL										00.00.00.048			0.00		0.00	
TOTAL										00.30.00.440	00.30.00.500			0.00	99.99	100.0

Shared CP (suspect), or
Dedicated CP (good) ?

*This is not CF Utilization.
The logical CP looks 100%
busy due to polling loop.*

Getting enough
physical CP ?

RMF Monitor III: CF Overview

RMF V1R11 CF Overview - MABPLX Line 1 of 3

Samples: 100 Systems: 9 Date: 08/07/12 Time: 14.00.00 Range: 100 Sec

CF Policy: CFRMPOL1 Activated at: 07/24/12 18.28.37

----- Coupling Facility -----					----- Processor -----					Request	- Storage -	
Name	Type	Model	Lvl	Dyn	Util%	Def	Shr	Wgt	Effect	Rate	Size	Avail
CFRP	2817	M66	17	OFF	6.6	2	0		2.0	9441	20G	17G
CF1A	2094	S54	15	OFF	4.6	2	0		2.0	3123	20G	17G
CF1C	2817	M32	17	OFF	5.6	2	0		2.0	9095	20G	16G

RMF Monitor III: CF System View

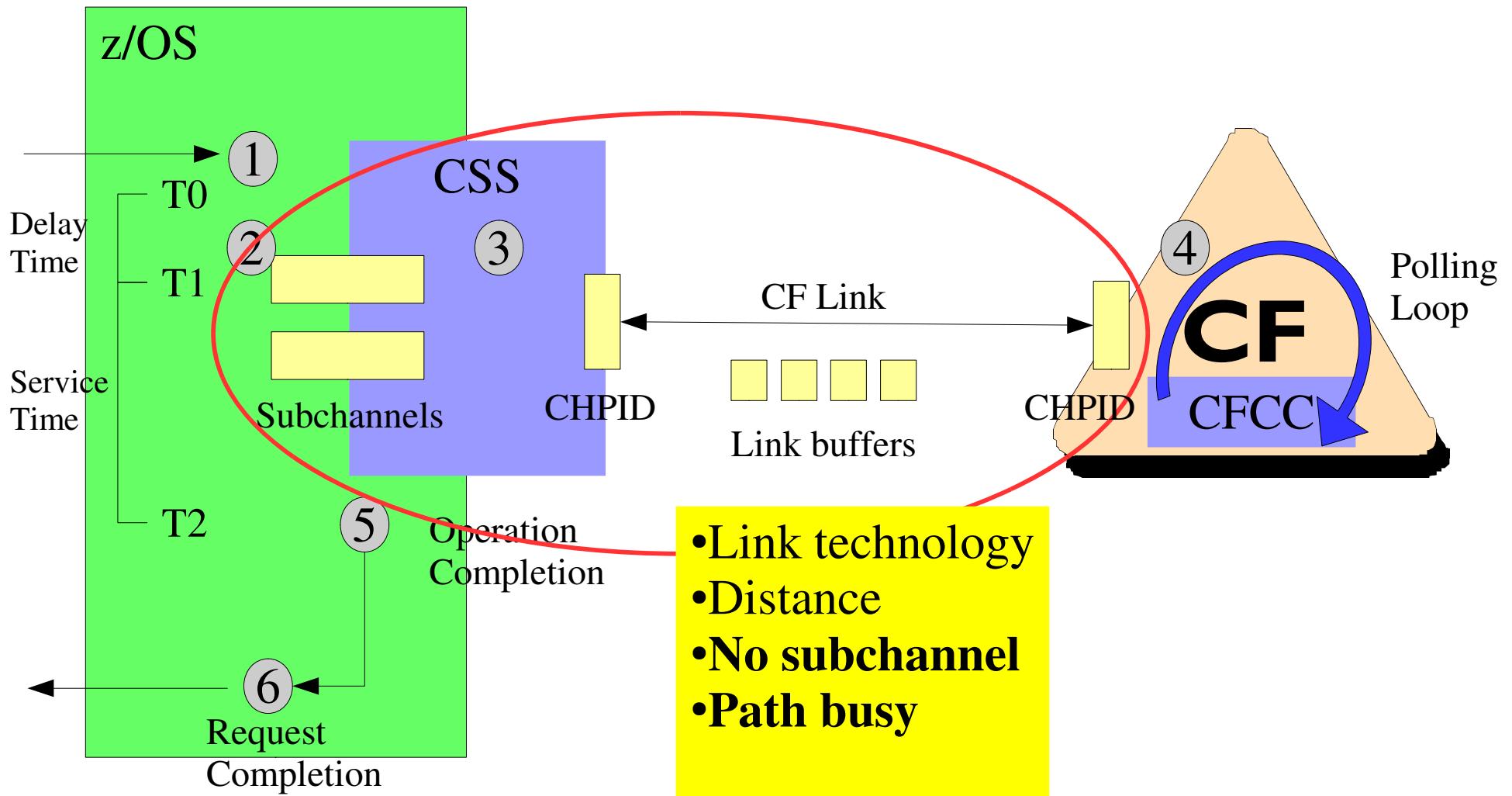
RMF V1R11 CF Systems - MABPLXS Line 1 of 27

Samples: 100 Systems: 9 Date: 08/07/12 Time: 14.00.00 Range: 100 Sec

CF Name	System	Subchannel		-- Paths --		-- Sync ---		----- Async -----			
		Delay %	Busy %	Avail	Delay %	Rate	Avg Serv	Rate	Avg Serv	Chng %	Del %
CFRP	CSK	0.0	0.0	4	0.0	0.0	0	22.8	344	0.0	0.0
	SA0	0.0	2.1	4	0.0	112.6	11	2051	279	11.2	0.5
	SB0	0.0	0.8	4	0.1	104.6	7	1345	166	0.0	0.0
	SC0	0.0	2.6	4	0.0	120.4	11	3519	204	0.0	0.0
	SD0	0.0	0.2	4	0.0	108.8	6	664.1	81	0.0	0.0
	SE0	0.0	0.5	2	0.0	43.8	24	440.9	161	0.0	0.0
	SF0	0.0	0.4	2	0.0	38.7	25	381.0	157	0.0	0.0
	SG0	0.0	0.1	4	0.0	<0.1	72	<0.1	389	0.0	0.0
	SH0	0.0	0.2	2	0.0	<0.1	66	<0.1	412	0.0	0.9
CF1A	CSK	0.0	0.0	4	0.0	14.5	13	19.2	487	0.0	0.0
	SA0	0.0	0.3	4	0.0	140.6	24	446.3	164	0.5	0.2
	SB0	0.0	0.2	4	0.0	53.3	19	388.3	135	0.0	0.0
	SC0	0.0	0.2	4	0.0	156.5	23	475.0	116	0.1	0.1
	SD0	0.0	0.3	4	0.0	58.7	20	484.4	146	0.0	0.0
	SE0	0.0	0.6	2	0.0	33.9	32	348.4	224	0.0	0.0
	SF0	0.0	0.3	2	0.0	7.0	30	258.2	184	0.0	0.0
	SG0	0.0	0.1	4	0.0	12.4	6	44.4	348	0.0	0.0
	SH0	0.0	0.2	2	0.0	38.9	13	43.0	480	0.0	2.3

etc.

Coupling Facility Request Processing



CF Link Considerations

- Link technology and distance
 - Faster links improve transmit portion of service time
 - Distance increases service time by 10 mics/km
- No subchannel conditions
 - Bursts? Sustained load? Tuned due to path busy?
- Path busy conditions
 - Number of requests exceeds number of available link buffers
 - XES may tune number of subchannels to avoid this condition
 - Distance (link buffers in use for longer)
- Configured correct number of subchannels/CHPID?
 - 32 for HCA2-O LR or HCA3-O LR, otherwise 7

Detecting CF link issues

- First eliminate all physical link errors
- First resolve or eliminate CF responsiveness issues
 - Unresponsive CF can induce link problems
 - Link buffers “linger”, which can induce path busy conditions
- RMF Report of CF Activity
 - Delayed requests implies “no subchannel”
 - Reports “path busy” conditions
- D CF,CFNAME
 - Shows configured links
 - How many subchannels available? Being used?

RMF CF Activity: Subchannel Activity

SUBCHANNEL ACTIVITY									
REQUESTS				DELAYED REQUESTS					
	#	-SERVICE TIME (MIC)-			#	% OF	-----	AVG TIME (MIC)	
	REQ	AVG	STD_DEV		REQ	REQ	/DEL	STD_DEV	ALL
SYNC	151301	52.1	106.3	LIST/CACHE	6179K	91.6	17.9	110.0	16.4
ASYN	8388K	593.3	317.0	LOCK	389K	21.7	15.4	87.2	3.3
CHANGED	6627K	INCLUDED IN ASYN		TOTAL	6568K	76.9			
UNSUCC	0	0.0	0.0						
SYNC	96288	64.9	164.8	LIST/CACHE	6149K	90.8	71.6	233.1	65.0
ASYN	8444K	587.7	320.0	LOCK	431K	24.4	99.7	222.9	24.3
CHANGED	6636K	INCLUDED IN ASYN		TOTAL	6580K	77.0			
UNSUCC	0	0.0	0.0						

*Know your workload.
What is normal for you.
What changed?*

RMF CF Activity: Subchannel Activity

```

-----
                                     SUBCHANNEL ACTIVITY
-----
# REQ
SYSTEM  TOTAL  -- CF LINKS -- PTH
NAME    AVG/SEC TYPE GEN USE  BUSY
-----
R70     9144K CFP   2   2   725K SYNC  151301  52.1  106.3
        10160 CIB   2   2   ASYNC 8388K  593.3  317.0
        SUBCH 28  12  CHANGED 6627K INCLUDED IN ASYNC
        UNSUCC 0  0.0  0.0
R71     9089K CFP   2   2   689K SYNC  96288  64.9  164.8
        10099 CIB   2   2   ASYNC 8444K  587.7  320.0
        SUBCH 28   9  CHANGED 6636K INCLUDED IN ASYNC
        UNSUCC 0  0.0  0.0
-----

```

This was a test intended to drive path busy conditions (it worked).

*Know your workload.
What is normal for you.
What changed?*

D CF,CFNAME=XXXX

```

PATH          PHYSICAL          LOGICAL  CHANNEL TYPE      AID  PORT
03 / 0727     NOT OPERATIONAL    ONLINE  CIB                N/A  N/A
C0 / 0737     NOT OPERATIONAL    ONLINE  CIB                N/A  N/A
C1 / 0738     ONLINE             ONLINE  CIB                N/A  N/A

COUPLING FACILITY SUBCHANNEL STATUS
TOTAL: 96  IN USE: 7  NOT USING: 0  NOT USABLE: 89
OPERATIONAL DEVICES / SUBCHANNELS:
F42E / 0550
F42F /
F433 /

```

Configured links with 32 SCH/CHPID but link only supports 7

Nonzero implies XES tuning to avoid path busy

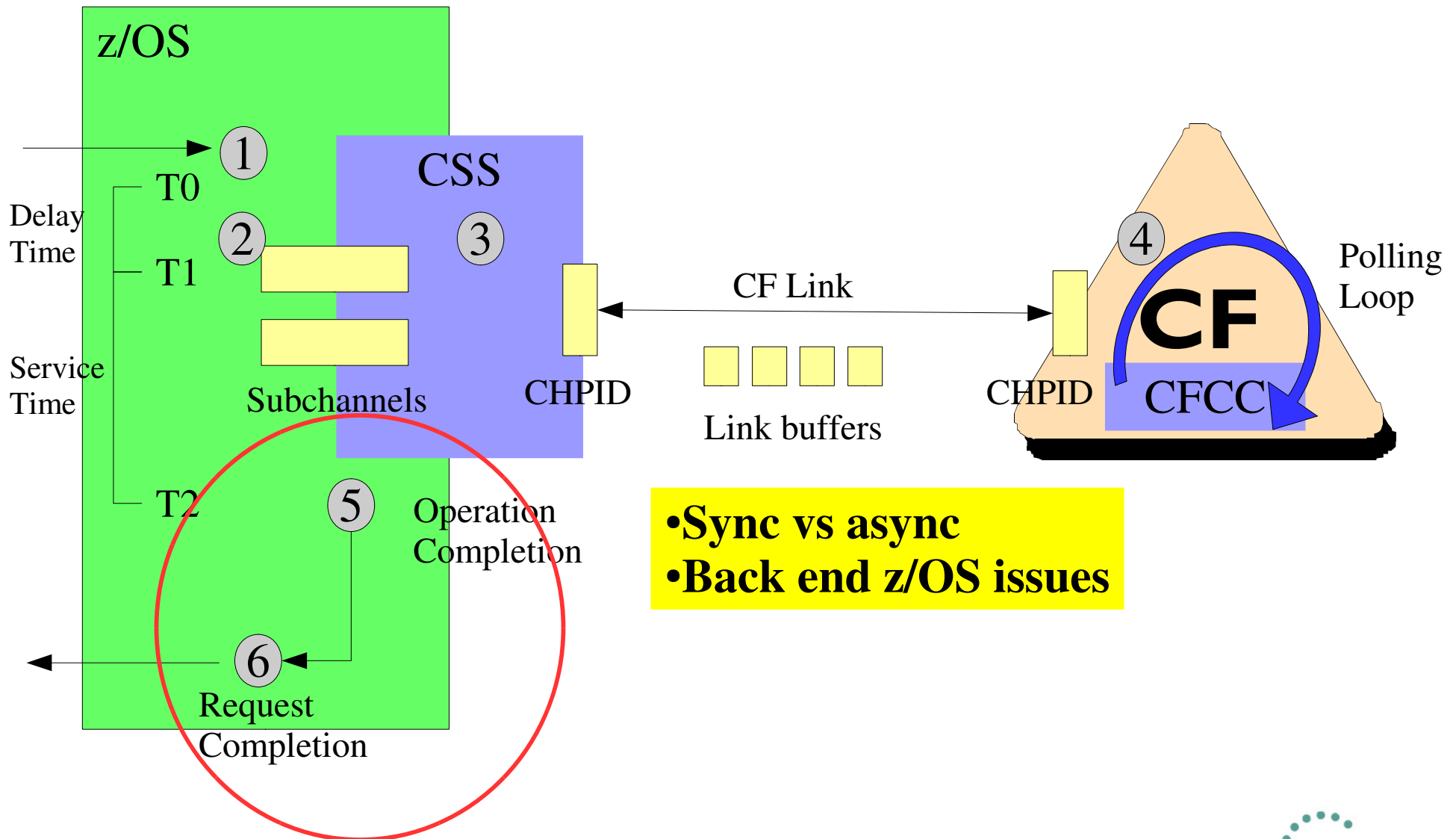
Configuration error? Hardware problem?

Methodology Concern

- Subchannel and path busy conditions imply that there are not enough subchannels and link buffers to satisfy the workload
- Typically resolved by
 - Adding links, or CHPIDs (for IFB)
 - Upgrading link technology
- But ...
 - Has workload grown?
 - Experiencing a spike? Just tolerate it?
 - Runaway application?

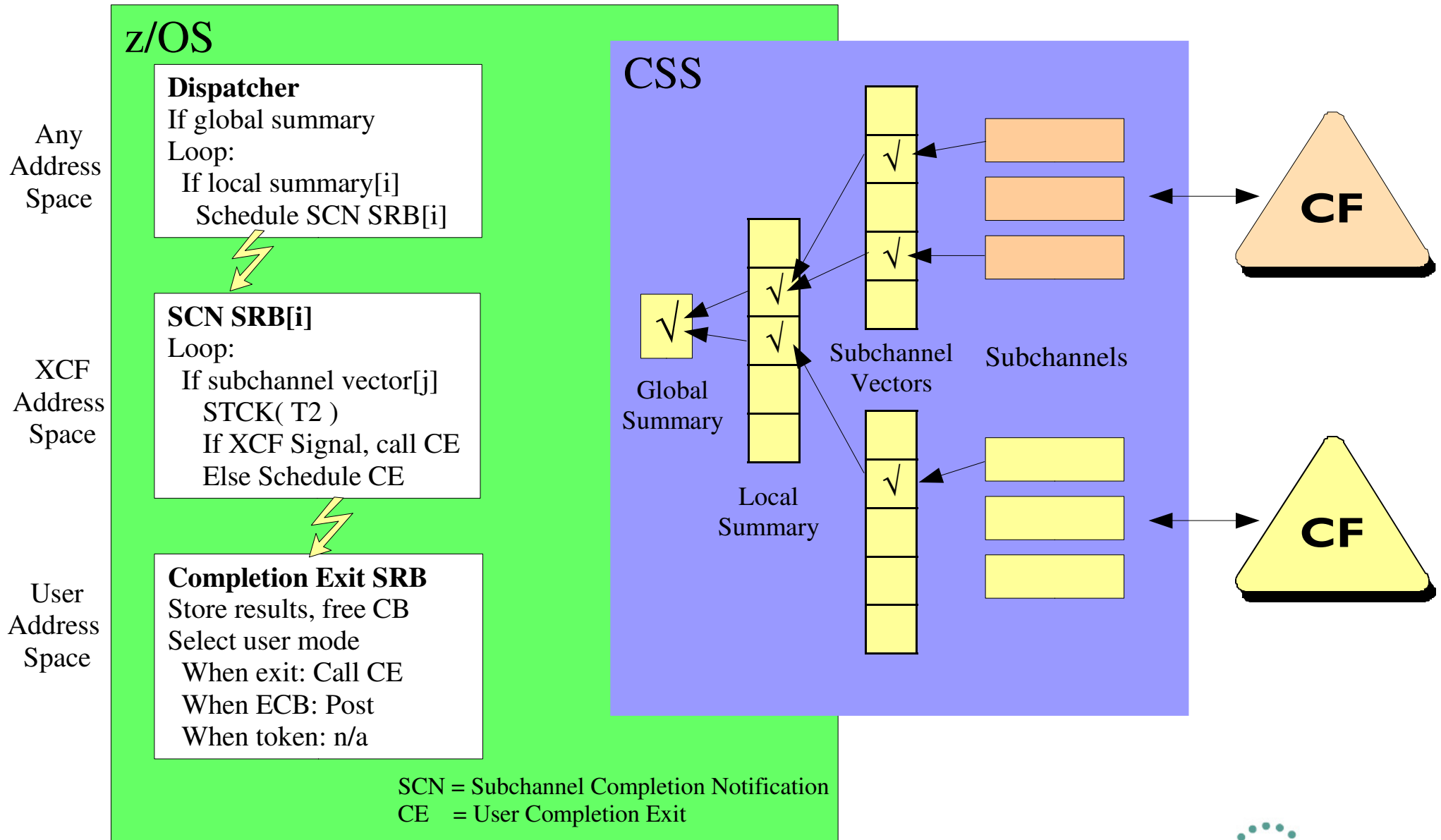
*Know your workload.
What is normal for you.
What changed?*

Coupling Facility Request Processing



- Sync vs async
- Back end z/OS issues

Asynchronous operation completion



Request Completion Issues

- Mismanagement of summary bits and subchannel vectors
 - (Extremely rare, only seen this once. I mention to be complete.)
 - Subchannel completion vector issues are likely “repaired” by synchronous requests, or an internal monitor
- Loss of physical processor
 - May elongate asynchronous CF service times
 - May elongate application response times
- Low loads
 - MVS may ask LPAR to take it out of its no work wait less often
 - If dispatcher runs less often, takes longer to notice completion
 - Which increases async service times

Request Completion Issues ...

z/OS Dispatching Issues

- Is application address space getting dispatched enough?
 - Won't show up in CF service time measurements
 - But application might appear to be sluggish, and
 - Increases dwell time of XES control blocks (common storage)
- XCF runs at high dispatch priority, so not usually an issue
 - Unless there is a more global issue
 - Storage constraints, spin loops, ...

CF Request Response Time Summary

What does your “one number” tell you?

- Time z/OS spends waiting for subchannels

Delay time

Service time

- Time spent resolving path busy conditions
- Time spent transmitting request from z/OS to CF
- Time spent waiting for physical dispatch of CF to receive request
- Time CF spends preparing, processing, and completing the request
- Time spent transmitting results from CF to z/OS
- Time spent waiting for physical dispatch of z/OS to receive results

Service time

Back End time

- Time spent in back end application completion processing

Methodology

- Having eliminated issues for CF requests in general, there could be issues that are unique to specific structures
- Might use one or more of the following approaches to decide which ones to look at. You might review structures that:
 - Are known to be critical to the sysplex
 - XCF signalling paths, ISGLOCK, ...
 - Have service times or request rates out of line with past behavior
 - Are known to be used by applications under suspicion

Bear in mind that the application could be using a service that exploits its own CF structure. You might miss the root cause if you only look at the structures you think are relevant to the suspicious application.

- If you do identify something abnormal, you may need application specific expertise for deeper diagnosis

CF Structure Specific Concerns

- Properly sized?
 - Always resize after CF/hardware upgrade
 - Resize as workload changes
 - Is CFRM policy change still pending for new size?
 - For lock structures: Contention? False contention?
- Hitting full thresholds?
 - Whether an issue depends on application
- Being altered?
- Being rebuilt?
- Newly allocated?
- Application design issues
 - Perhaps the implementation induces contention/queueing in CF

*See “z/OS Hot Topics” Issue 26
Lead article on CF Sizer*

*Contention implies delay, and
induces signalling activity.
Can fix false contention by
increasing structure size
appropriately.*

*Often arises weeks or months
after CF upgrade for which
structure was not resized*

CF Structure Specific Diagnosis Be Prepared

- Know your workload
- Periodically review structure usage
 - Request rates
 - Service times
 - Storage consumption (within the structure)
 - For lock structures, contention and false contention rates
- Relate changes in structure usage to workload variations
 - Track any “odd” behavior
- Maintain a list of which applications use which structures

Diagnosing CF Structure Specific Issues

- What changed?
 - CFCC MCL upgrades
 - Processor upgrades
 - Software maintenance upgrades
 - Software migrations
 - Workload changes
- D XCF,STR
- RMF CF Activity Reports
 - Request rates and service times for each structure, each system
- RMF Monitor III – Sysplex CF Views

D XCF,STR,STRNAME=xxx

```
D XCF,STR,STRNAME=IXCPLEX_PATH1
IXC360I 22.30.28 DISPLAY XCF 852
STRNAME: IXCPLEX_PATH1
STATUS: ALLOCATED
EVENT MANAGEMENT: POLICY-BASED
TYPE: LIST
POLICY INFORMATION:
POLICY SIZE      : 278016 K
POLICY INITSIZE: N/A
POLICY MINSIZE  : 0 K
FULLTHRESHOLD   : 80
ALLOWAUTOALT    : NO
REBUILD PERCENT: N/A
DUPLEX          : DISABLED
ALLOWREALLOCATE: YES
PREFERENCE LIST: SVT1      SVT1CF2  SVT1CF1
ENFORCEORDER    : NO
EXCLUSION LIST  IS EMPTY
```

D XCF,STR,STRNAME=XXXX

```

ACTIVE STRUCTURE
-----
ALLOCATION TIME: 07/19/2012 21:17:36
CFNAME          : SVT1
COUPLING FACILITY: 002818.IBM.02.00000000EC876
                  PARTITION: 01   CPCID: 00

ACTUAL SIZE     : 272 M
STORAGE INCREMENT SIZE: 1 M
USAGE INFO      TOTAL      CHANGED    %
ENTRIES:        62688        1      0
ELEMENTS:       62659        16     0
PHYSICAL VERSION: C9E48F21 65D57923
LOGICAL  VERSION: C9E48F21 65D57923
SYSTEM-MANAGED PROCESS LEVEL: NOT APPLICABLE
DISPOSITION     : DELETE
ACCESS TIME     : 0
MAX CONNECTIONS: 32
# CONNECTIONS   : 4

CONNECTION NAME  ID VERSION  SYSNAME  JOBNAME  ASID STATE
-----
SIGPATH_01001B6C 01 000102DB N64      XCFAS    0006 ACTIVE
SIGPATH_02001B6F 02 00020213 N65      XCFAS    0006 ACTIVE
SIGPATH_03001B6E 03 000301F2 N66      XCFAS    0006 ACTIVE
SIGPATH_04001B6D 04 000401EE N67      XCFAS    0006 ACTIVE

```

Post Processor: CF Activity Report – PART 1

COUPLING FACILITY NAME = CFMARK
 TOTAL SAMPLES (AVG) = 845 (MAX) = 861 (MIN) = 828

COUPLING FACILITY USAGE SUMMARY

STRUCTURE SUMMARY

TYPE	STRUCTURE NAME	STATUS	CHG	ALLOC SIZE	% OF CF STOR	# REQ	% OF ALL REQ	% OF CF UTIL	AVG REQ/ SEC	LST/DIR ENTRIES TOT/CUR	DATA ELEMENTS TOT/CUR	LOCK ENTRIES TOT/CUR	DIR REC/ DIR REC XI'S
LIST	MARK_LIST1	ACTIVE		20M	0.0	857662	1.2	0.4	952.96	24K	21K	N/A	N/A
	MARK_LIST2	ACTIVE		121M	0.1	18336	0.0	0.0	20.37	323 143K 151	19 285K 859	N/A N/A N/A	N/A N/A N/A
<i>...lines omitted ...</i>													
LOCK	MBROOKS_LOCK1	ACTIVE		768M	0.4	11206K	15.8	4.8	12452	1808K	0	134M	N/A
	MBROOKS_LOCK1	ACTIVE		500M	0.2	2453K	3.5	1.0	2726.0	23K 702K 53K	0 0	463K 134M 87K	N/A N/A N/A
<i>...lines omitted ...</i>													
CACHE	BROOKS	ACTIVE		625M	0.3	720	0.0	0.0	0.80	441K	250K	N/A	0
	MBROOKS_GBP0	ACTIVE		49M	0.0	94	0.0	0.0	0.10	11 41K 0	4 8287 0	N/A N/A N/A	0 0 0
<i>...lines omitted ...</i>													
STRUCTURE TOTALS				96G	48.3	70907K	100	100	78785				

Post Processor: CF Activity Report – PART 3

STRUCTURE NAME = ISGLOCK			TYPE = LOCK			STATUS = ACTIVE			DELATED REQUESTS -----					EXTERNAL REQUEST	
SYSTEM	# REQ		REQUESTS			REASON	#	% OF	AVG TIME (MIC)				CONTENTIONS		
NAME	TOTAL		% OF	-SERV TIME (MIC)-			REQ	REQ	/DEL	STD_DEV	/ALL				
	AVG/SEC	REQ	ALL	AVG	STD_DEV										
BROOKS1	317K	SYNC	317K	18.1	9.9	2.3	NO SCH	59	0.0	19.7	44.8	0.0	REQ TOTAL	331K	
	351.7	ASync	0	0.0	0.0	0.0	PR WT	0	0.0	0.0	0.0	0.0	REQ DEFERRED	7089	
		CHNGD	0	0.0	INCLUDED IN ASync		PR CMP	0	0.0	0.0	0.0	0.0	-CONT	7087	
													-FALSE CONT	1334	
<i>...lines omitted...</i>															
TOTAL	1746K	SYNC	1584K	90.8	10.5	4.2	NO SCH	91	0.0	20.1	42.2	0.0	REQ TOTAL	1814K	
	1940	ASync	161K	9.2	238.4	265.5	PR WT	0	0.0	0.0	0.0	0.0	REQ DEFERRED	46K	
		CHNGD	0	0.0			PR CMP	0	0.0	0.0	0.0	0.0	-CONT	46K	
													-FALSE CONT	12K	

RMF Monitor III: CF System View

RMF V1R11 CF Activity - MABPLX Line 1 of 154

Samples: 100 Systems: 9 Date: 08/07/12 Time: 14.00.00 Range: 100 Sec

CF: ALL	Type	ST	System	CF Util %	Sync Rate	Avg Serv	Rate	Async Avg Serv	Chng %	Del %
ADSW_DFHHJ01	LIST	AP	*ALL	0.0	0.0	0	0.8	305	1.3	0.0
	LIST	AS	*ALL	0.0	0.0	0	0.8	290	1.3	1.3
ADSW_DFHHJ02	LIST	A	*ALL	0.0	0.8	6	<0.1	20	50.0	50.0
ADSW_DFHHJ03	LIST	A	*ALL	0.0	3.5	16	0.7	991	1.5	1.5
ADSW_DFHHJ04	LIST	A	*ALL	0.0	0.7	25	0.0	0	0.0	0.0
ADSW_DFHHJ05	LIST	A	*ALL	0.0	0.7	7	0.0	0	0.0	0.0
ADSW_DFHHJ06	LIST	A	*ALL	0.0	<0.1	18	0.0	0	0.0	0.0
ADSW_DFHHJ07	LIST	A	*ALL	0.0	0.7	25	0.0	0	0.0	0.0
ADSW_DFHLGLOG1	LIST	AP	*ALL	0.0	0.0	0	0.0	0	0.0	0.0
	LIST	AS	*ALL	0.0	0.0	0	0.0	0	0.0	0.0
APPCLOG	LIST	A	*ALL	0.0	0.0	0	<0.1	880	0.0	0.0
CI1_DFHHLOG	LIST	A	*ALL	13.0	192.1	25	227.9	226	0.0	0.0
CI1_DFHHLOG1	LIST	A	*ALL	4.2	236.0	22	197.3	208	0.0	0.0
CI1_DFHHLOG2	LIST	A	*ALL	2.2	116.5	22	108.3	211	0.0	0.0
CI1_DFHHSHUNT	LIST	A	*ALL	0.0	0.0	0	0.0	0	0.0	0.0
CI1_DFHHSHUNT1	LIST	A	*ALL	0.0	0.0	0	0.0	0	0.0	0.0
CI1_DFHHSHUNT2	LIST	A	*ALL	0.0	0.0	0	0.0	0	0.0	0.0

etc.

CF Structure Specific Diagnosis

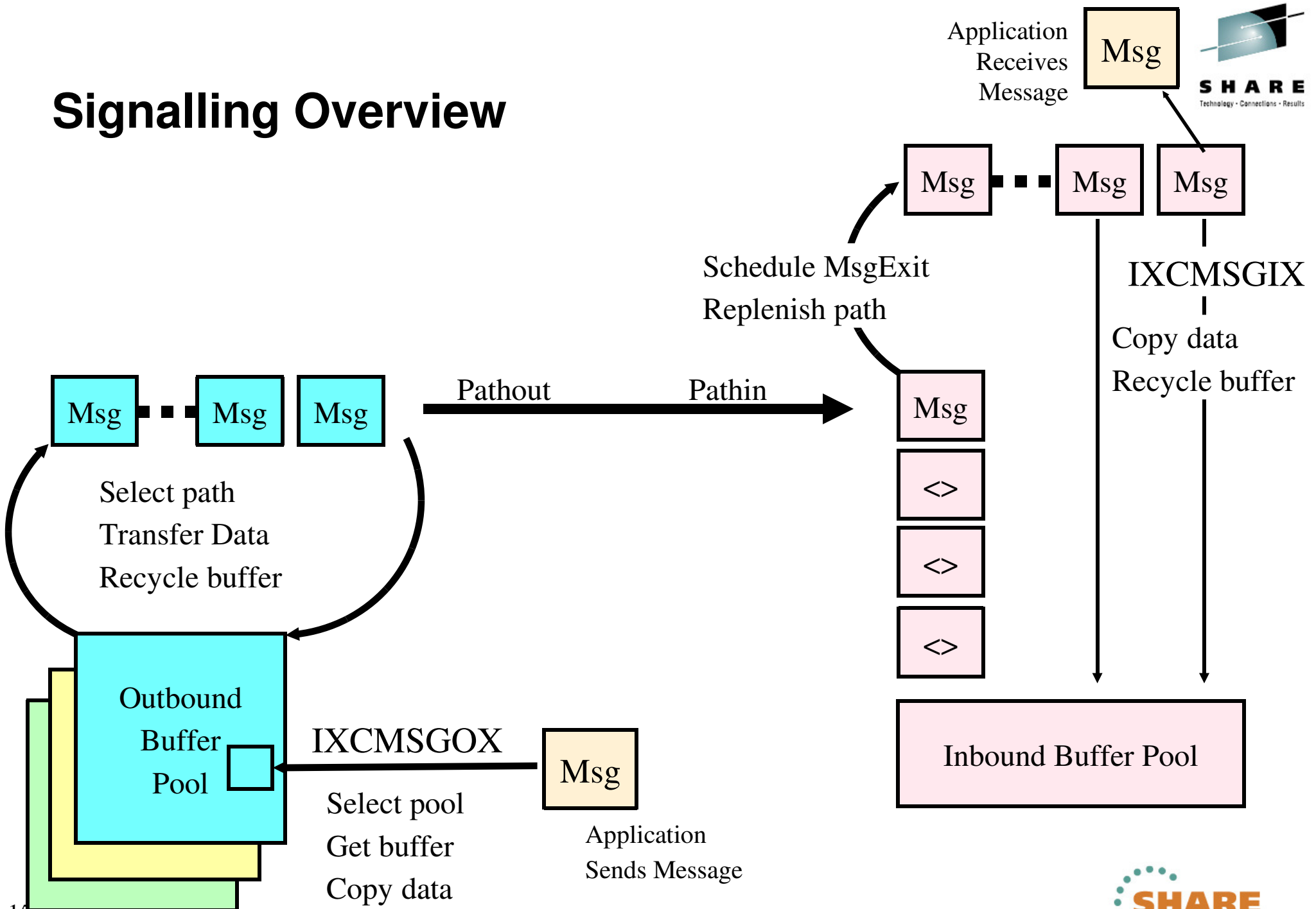
XCF messages

- IXC512I “CFRM policy change pending”
- IXC521I “rebuild starting / rebuild complete”
- IXC522I “stopping rebuild of structure”
- IXC538I “duplexing rebuild not started (or stopped)”
- IXC552I “duplexed structures not failure isolated from each other”
- IXC553E “duplexed structures not failure isolated from each other”
- IXC573I “system managed rebuild failed”
- IXC585E “structure exceeds full threshold”
- IXC586I “structure below full threshold”
- IXC588I “altering structure”
- IXC589I “altering ended”
- IXC590I “auto alter completed, indicates if targets obtained or not”

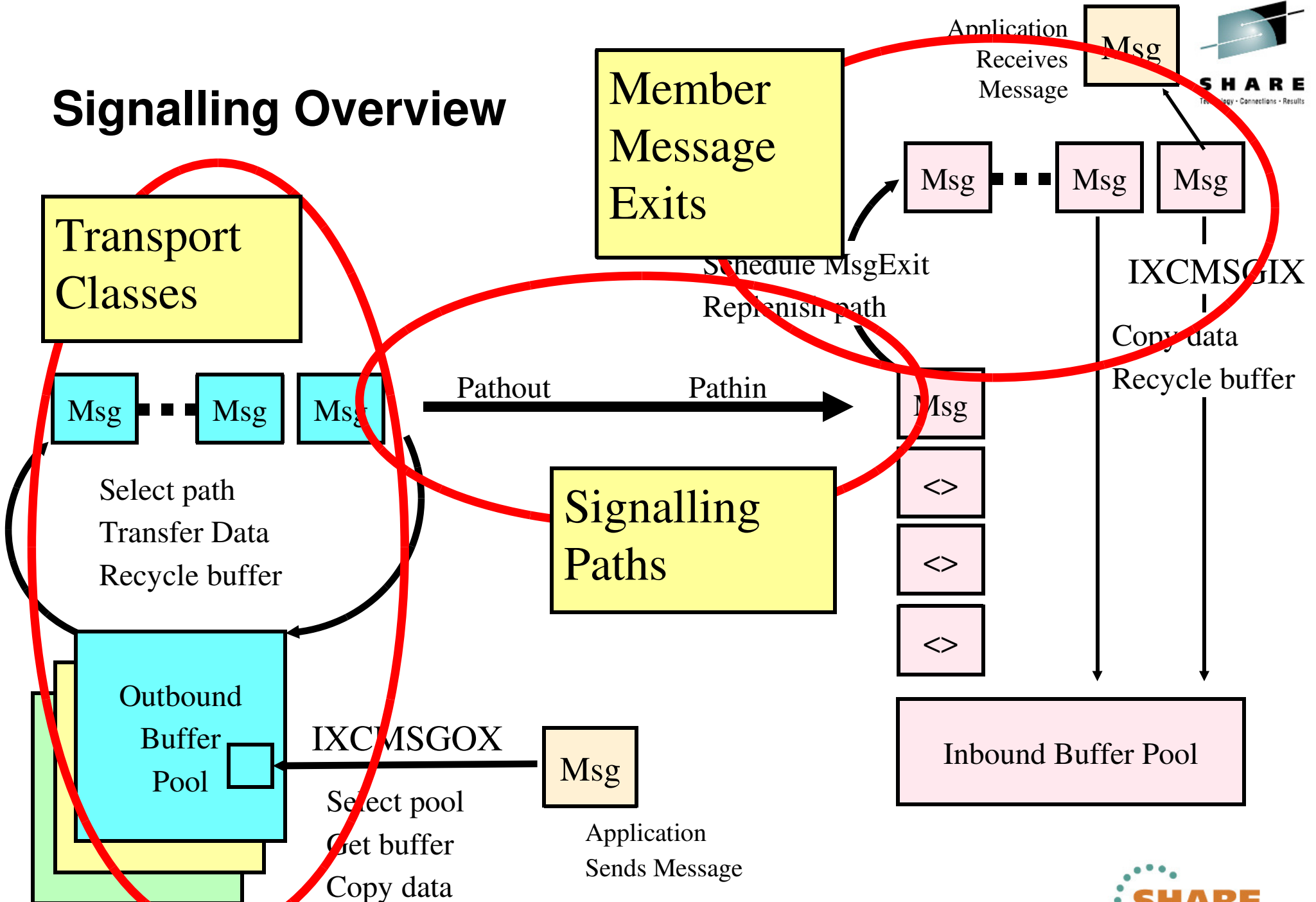
Problem Taxonomy

- Dead System
- Sick System
- Sysplex Fabric
- Sysplex Componentry
 - Coupling Facility
 - **Signalling Service**
 - Couple Data Sets
 - External Time Reference
- Configuration / Capacity
- Software Issues

Signalling Overview



Signalling Overview



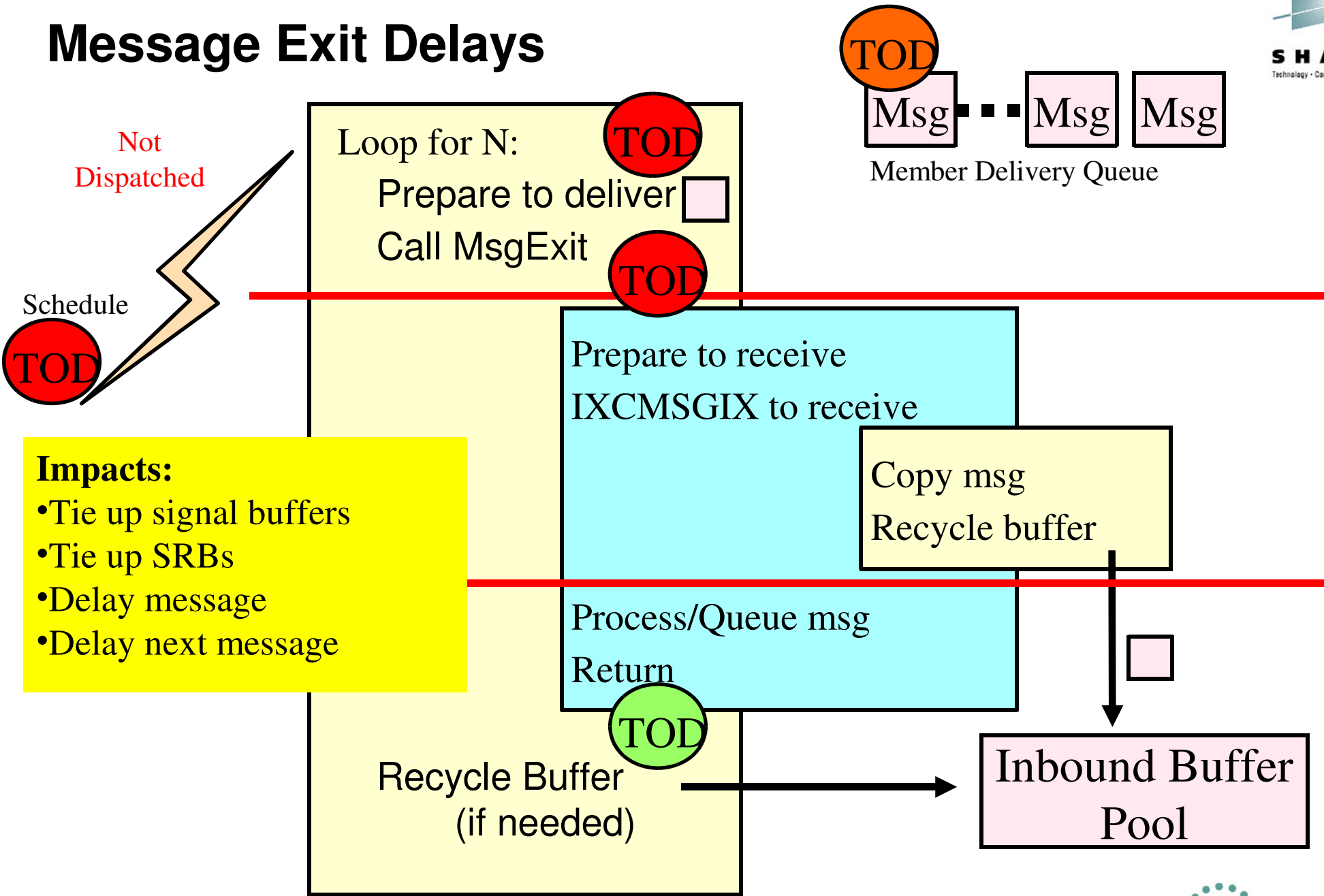
Message Exit Concerns: Application Perspective

- Responsiveness
- Throughput
- Many applications pass messages to tasks for processing
 - Message delivery to the message exit may be timely
 - But the application can suffer if the tasks are lagging
 - XCF cannot detect such delays
- Might the volume of message exit SRBs be starving the tasks?

Message Exit Concerns: Sysplex Perspective

- Member delays/bursts can impede signal transfers, which can induce delays for other applications
- Long queue effects
 - Storage
 - Processing time

Message Exit Delays



Impacts:

- Tie up signal buffers
- Tie up SRBs
- Delay message
- Delay next message

Detecting Member Message Exit Issues

- XCF member stalled messages (see handout)
- D XCF, GROUP (see handout)
- IPCS COUPLE SIGNAL DETAIL report (see handout)

These are not perfect in that they take a relatively long time to declare a stall condition.

We seem to be encountering more and more cases where short duration stalls impact the sysplex. Very hard to see.

Signalling Sympathy Sickness Indicators

Impacted System


- D XCF,G... shows stalls
- IXC467I Restart stalled I/O

Stalled Members

- IXC440E impacted

Sympathy Sickness

If SFM allowed
to take action



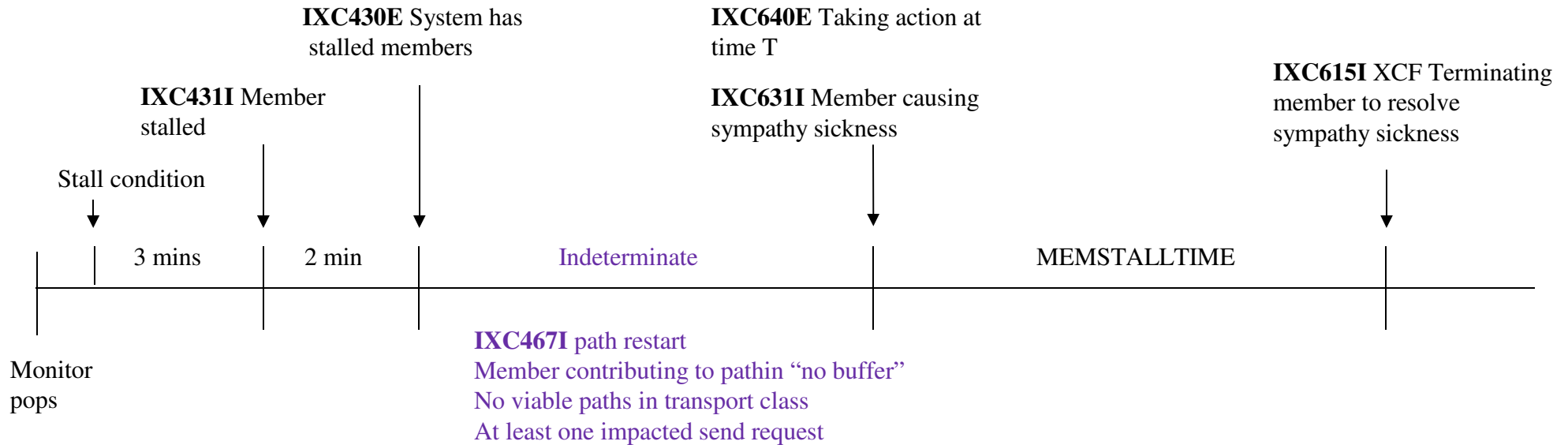
Culprit System

- D XCF,G... shows stalls
- IXC431I member stalled
- ABEND 00C 020F0006
- IXC430E stalled members

- IXC631I member causing SS
- IXC640E if/when to act
- ABEND 00C 020F000C

- ABEND 00C 020F000D
- IXC615I terminating
 - ABEND 00C 00000160
 - Wait State 0A2 rsn 160

Timeline for stalled member messages



Stall condition = At least 1 exit stalled for 30 seconds or work item on head of queue for 30 seconds

Time T = "now" + MEMSTALLTIME

Stalled Member Drilling

D XCF,G

IXC331I 09.43.27 DISPLAY XCF 297

* INDICATES PROBLEM, ! INDICATES SEVERE PROBLEM

GROUPS (SIZE) :	*A0000002 (2)	COVLFNO (2)	CTTXNGRP (2)
	EZBTCPCS (2)	ISTCFS01 (2)	ISTXCF (2)
	IXCLO02A (2)	IXCLO02B (2)	SYSCNZMG (2)
	SYSDAE (4)	SYSENF (2)	SYSGRS (2)
	SYSGRS2 (1)	SYSIEFTS (2)	SYSIGW00 (3)
	SYSIGW01 (3)	SYSIKJBC (2)	SYSIOSPX (2)
	SYSIOS01 (1)	SYSIOS02 (1)	SYSJES (3)
	SYSJ2\$XD (3)	SYSMCS (7)	SYSMCS2 (43)
	SYSTTRC (2)	SYSWLM (3)	SYSXCF (2)

Stalled Member Drilling ...

```
D XCF,G,A0000002
```

```
IXC332I 09.43.27 DISPLAY XCF 300  
* INDICATES PROBLEM, ! INDICATES SEVERE PROBLEM  
GROUP A0000002: *MEMBER1 MEMBER2
```

Stalled Member Drilling ...

D XCF,G,A0000002,MEMBER1

IXC333I 09.43.27 DISPLAY XCF 303

INFORMATION FOR GROUP A0000002

* INDICATES PROBLEM, ! INDICATES SEVERE PROBLEM

MEMBER NAME:	SYSTEM:	JOB ID:	STATUS:
*MEMBER1	SY1	XCAC3Z07	ACTIVE

INFO FOR GROUP A0000002 MEMBER MEMBER1 ON SYSTEM SY1

* INDICATES STALLS

FUNCTION: TESTCASE XCJC3Z07

MEMTOKEN: 01000064 001E0001 ASID: 0025 SYSID: 0100000B

INFO: CURRENT COLLECTED: 09/10/2010 09:47:03.876399

ATTRIBUTES JOINED: 09/10/2010 09:42:53.741326

JOIN TASK ASSOCIATION

CRITICAL MEMBER

LOCAL CLEANUP NOT NEEDED

TERMLEVEL IS TASK

MEMSTALL RESOLUTION IS JOIN TASK TERMINATION AFTER 603 SECONDS

EXITS DEFINED: MESSAGE, GROUP

Stalled Member Drilling ...

SIGNALLING SERVICE

MSGO ACCEPTED: 23 NOBUFFER: 0
 MSGO XFER CNT: 0 LCL CNT: 23 BUFF LEN: 956

SENDPND RESPPND COMPLTD MOSAVED MISAVED
 MESSAGE TABLE: 0 0 0 0 0

MSGI RECEIVED: 23 PENDINGQ: 6
 MSGI XFER CNT: 0 XFERTIME: N/A

	IO BUFFERS	DREF	PAGEABLE	CRITICAL
MSGI PENDINGQ:	0	0	5	0
SYMPATHY SICK:	0			

```
*ITEM 02053020: 09/10/2010 09:42:53.787346 ME SEQ: 19
*ITEM 02116050: 09/10/2010 09:46:27.096268 ME SEQ: 24
*EXIT 01F8CF00: 09/10/2010 09:42:53.784022 ME RUNNING
*EXIT 01F8D100: 09/10/2010 09:42:53.786051 ME RUNNING
*EXIT 01F8D300: 09/10/2010 09:43:26.842027 ME RUNNING
*EXIT 01F8D500: 09/10/2010 09:43:59.885911 ME RUNNING
EXIT 01F8D700: 09/10/2010 09:46:28.024502 MV 00:00:00.000061
*EXIT 02003100: 09/10/2010 09:42:53.767349 ME RUNNING
*EXIT 02003500: 09/10/2010 09:42:53.769113 ME RUNNING
```

Delta
 Pending
 Preparing
 Running

IPCS COUPLE SIGNAL DETAIL as well

Detail of signal exit SRBs for group: SYSGRS member: SYSK

SRB Addr	TOD When Service Called	FC	Duration	State
08703600	06/17/2011 10:39:21.144506	OM	*00:02:44.229274	Running
08704400	06/17/2011 10:39:21.147527	OM	*00:02:44.226253	Running
089E8900	06/17/2011 10:39:21.148002	NA	*00:02:44.225778	Pending
08705200	06/17/2011 10:39:21.148003	NA	*00:02:44.225777	Pending

Detail of work items queued for group: SYSGRS member: SYSK

ItemAddr	TOD When Queued	FC	Duration as of	ItemSeq#
02799110	06/17/2011 10:39:21.144763	OM	10:42:05.373780 *00:02:44.229017	00000538
02BB7038	06/17/2011 10:39:21.145037	OM	*00:02:44.228743	00000539
02BB7138	06/17/2011 10:39:21.145308	OM	*00:02:44.228472	0000053A
0299D0E8	06/17/2011 10:39:21.145768	OM	*00:02:44.228012	0000053B
0299D1E8	06/17/2011 10:39:21.146210	OM	*00:02:44.227570	0000053C

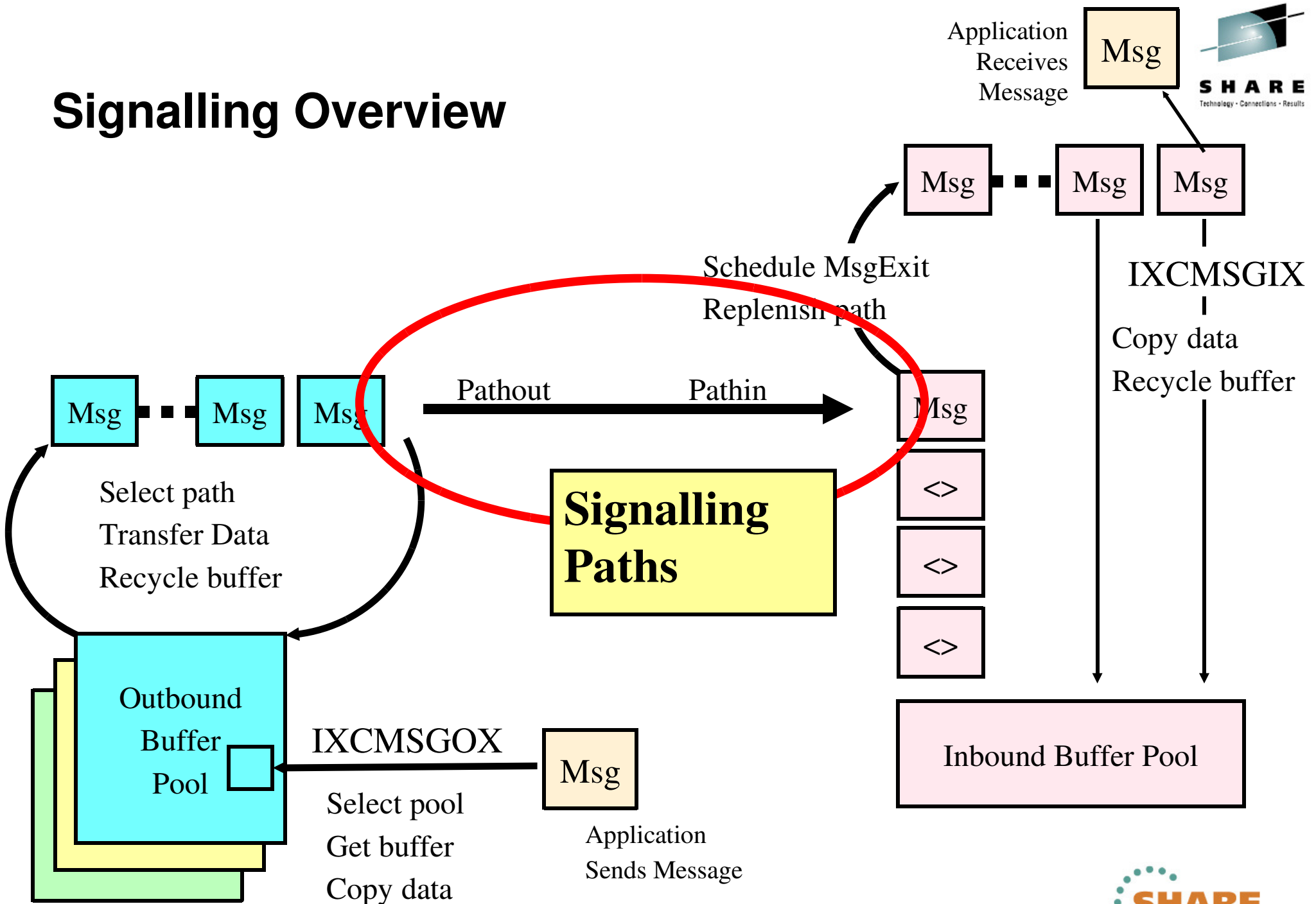
Typical Causes of Message Exit Delays

- CPU Constraints
 - Higher priority work winning
 - Insufficient LPAR weight
- Storage Constraints
 - Page faults
 - Exhausted private
 - Fragmentation
- Contention
 - Waiting for ENQ, local lock, or latch
- Signal Volume
- Defects

Without a timely dump,
virtually impossible to
diagnose stalls, particularly
those of short duration

Try Run Time Diagnostics

Signalling Overview



Signal Path Concerns

- Target system operational?
- Path operational?
 - Restart? Stop? Rebuild?
- Inbound “no buffer” conditions
- Transfer time

Signal Path Concerns: Inbound Buffers

- Stalled members consuming buffers?
- Lack of Transport Class Segregation on sending side?
 - *Every transport class must have a path for every target system*
 - *Signals may not be flowing via the expected paths*
- Transport Class Length relative to PATHIN MAXMSG?
 - *Number of buffers for given MAXMSG decreases as class length increases*
 - *If you define/modify class length, you may need to modify PATHIN MAXMSG to maintain number of buffers*
- PATHIN MAXMSG too small?
 - *May need more buffers if they tend to dwell in member message delivery*

Transport Class Specifications

- COUPLE
 - MAXMSG
- CLASSDEF(s)
 - CLASSLEN.
 - GROUP
- PATHOUT
 - CLASS
 - How many paths? •

You must consider impact
to target as well


- PATHIN
- MAXMSG

Sending System

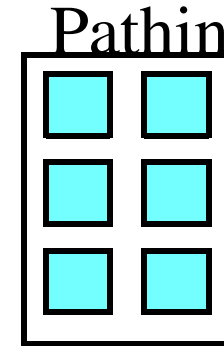
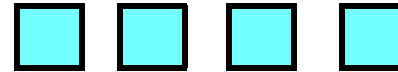
Target System(s)

Transport Class Must Have Paths

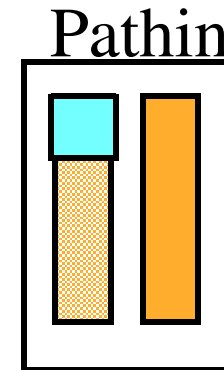
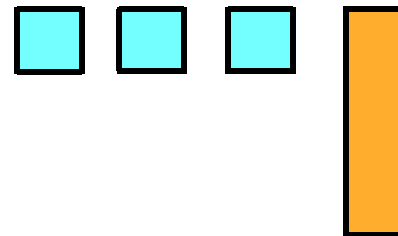
CLASS SMALL




Pathout →



Pathout →



CLASS BIG



Big msg sent via paths in small class
 Pathin buffer pool resized for larger msgs
 So has fewer buffers for given MAXMSG
 So pathin may get nobuff condition
 So both big and small may get delays

Detecting Signal Path Issues

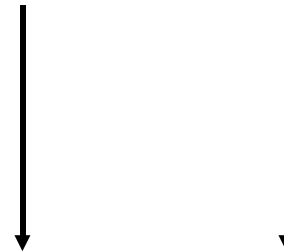
- D XCF,PI,DEV=XXXX
- D XCF,PI,STRNAME=XXXX
- RMF Reports of XCF Activity
 - Path Statistics (inbound paths)

- D XCF,PO,DEV=XXXX
- D XCF,PO,STRNAME=XXXX
- D XCF,CLASSDEF
- RMF Reports of XCF Activity
 - Usage by System (outbound side)

Primary concern is “no buffer” conditions on the inbound side of the path. Signals will not flow if the inbound side has no buffers with which to receive signals.

XCF Pathin Display

TClass? MAXMSG?




D XCF,PI,DEVICE=ALL

IXC356I 09.18.51 DISPLAY XCF

LOCAL	REMOTE	REMOTE	PATHIN	DELIVRY	BUFFER	MSGBUF	SIGNL	NOBUF
PATHIN	PATHOUT	SYSTEM	STATUS	PENDING	LENGTH	IN USE	NUMBR	
2101	2401	SYSA	WORKING	4	956	10	76501	0
2201	2401	SYSB	WORKING	4	4028	30	95852	0
2301	2401	SYSC	WORKING	4	8124	52	24277	0
3101	3401	SYSA	WORKING	4	956	10	44552	0
3201	3401	SYSB	WORKING	4	956	10	82508	1
3301	3401	SYSC	WORKING	4	956	8	5595	0

These NOBUF counts are lifetime for the path and sending system instance

RMF XCF Path Statistics (inbound)



		INBOUND TO	SYSB	
FROM	T FROM/TO	REQ	BUFFERS	TRANSFER
SYSTEM	Y DEVICE, OR	IN	UNAVAIL	TIME
	P STRUCTURE			
SYSA	S IXCSTR1	848	0	1.369
	S IXCSTR2	6	0	0.585
	S IXCSTR3	167	0	1.042
	S IXCSTR4	219	0	1.671

These NOBUF counts are for the indicated reporting interval

Inbound No Buffer Caveats

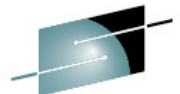
- CTC: wanted a buffer, but was signal in flight?
- List: wanted a buffer because signal is in flight
- Periodic Retry could inflate “no buffer” count
 - Up to 200 millisecond delay, then every 10 milliseconds
 - So nonzero count indicates potential delay, but not necessarily “quantity”

Signal Transfer Considerations

- Queue Time
- Transfer Time
- CTC vs CF Structure

Signal transfers times are interesting in that they may indicate delays. But signal transfers are generally always good unless you have other problems (stalled members, no buffer conditions, message flooding, CF service time issues, etc). If you resolve those problems, you won't have transfer time issues.

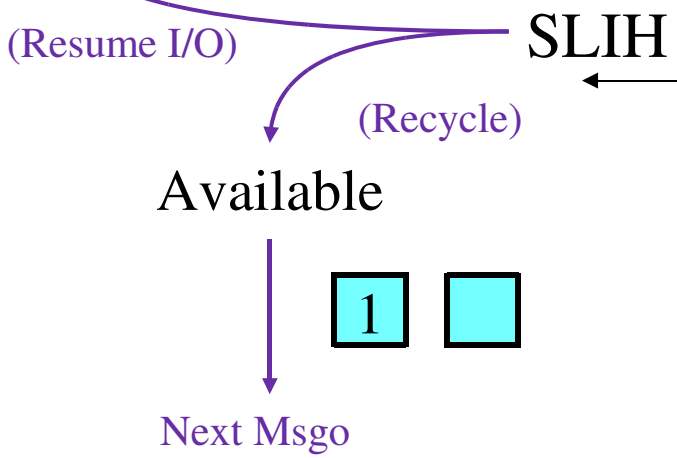
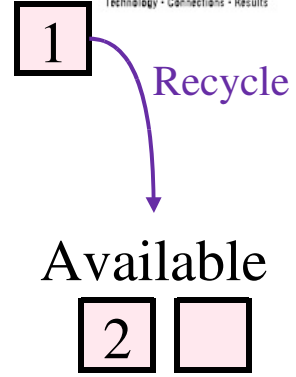
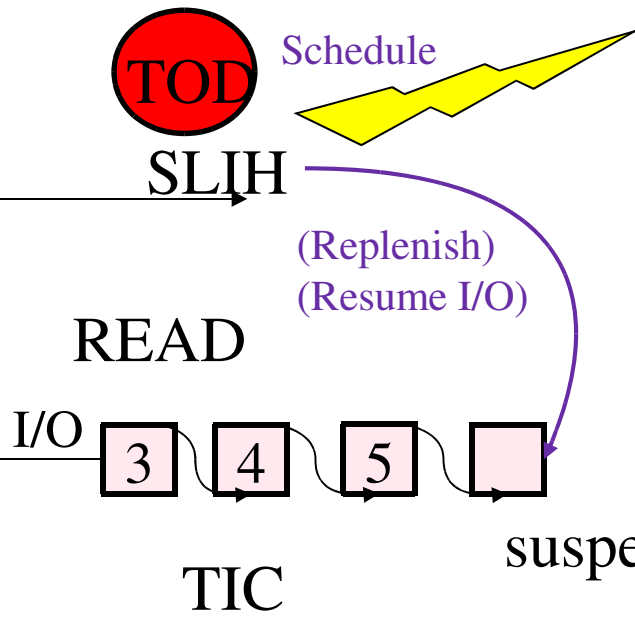
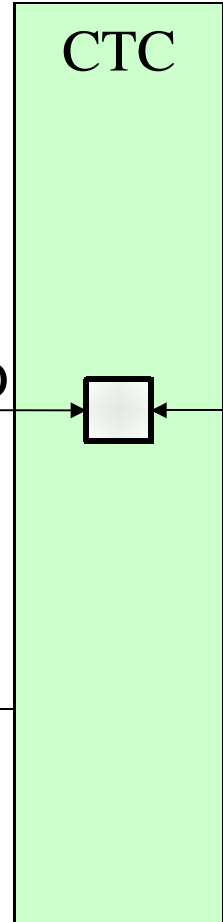
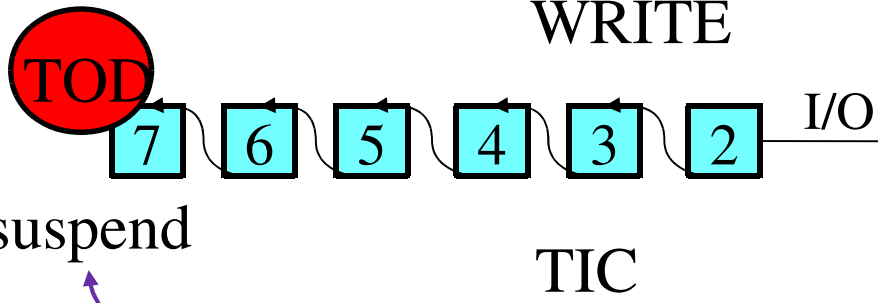
So the handout has plenty of details to explain the technical details. But generally there is nothing to see here. Move along. Move along.



CTC Path Signal Transfer

In Delivery **SHARE**
Technology - Connections - Results

Msgo **TOD**
Queue to path
Chain CCWs
(Resume I/O)



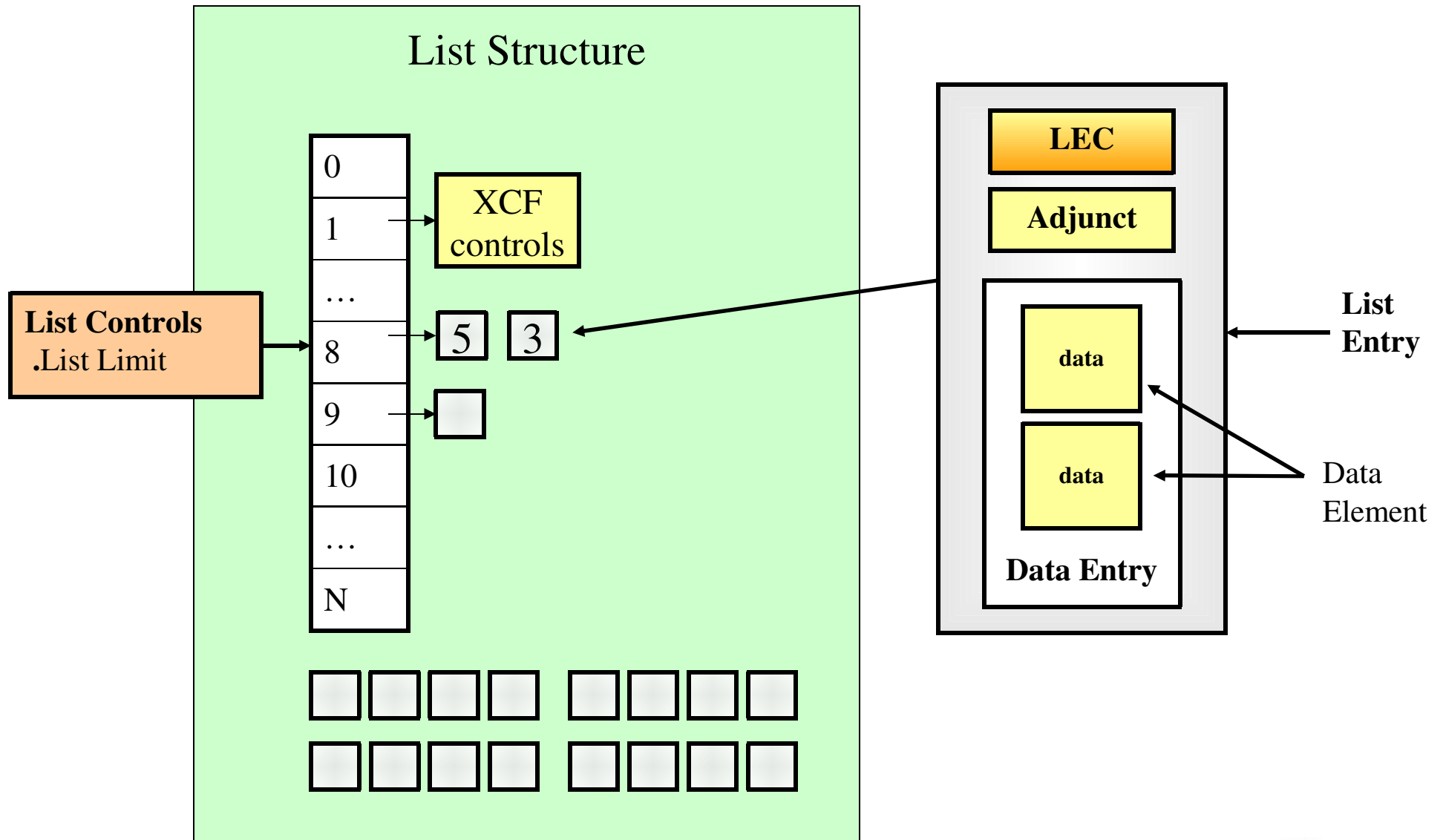
Sending System

Receiving System

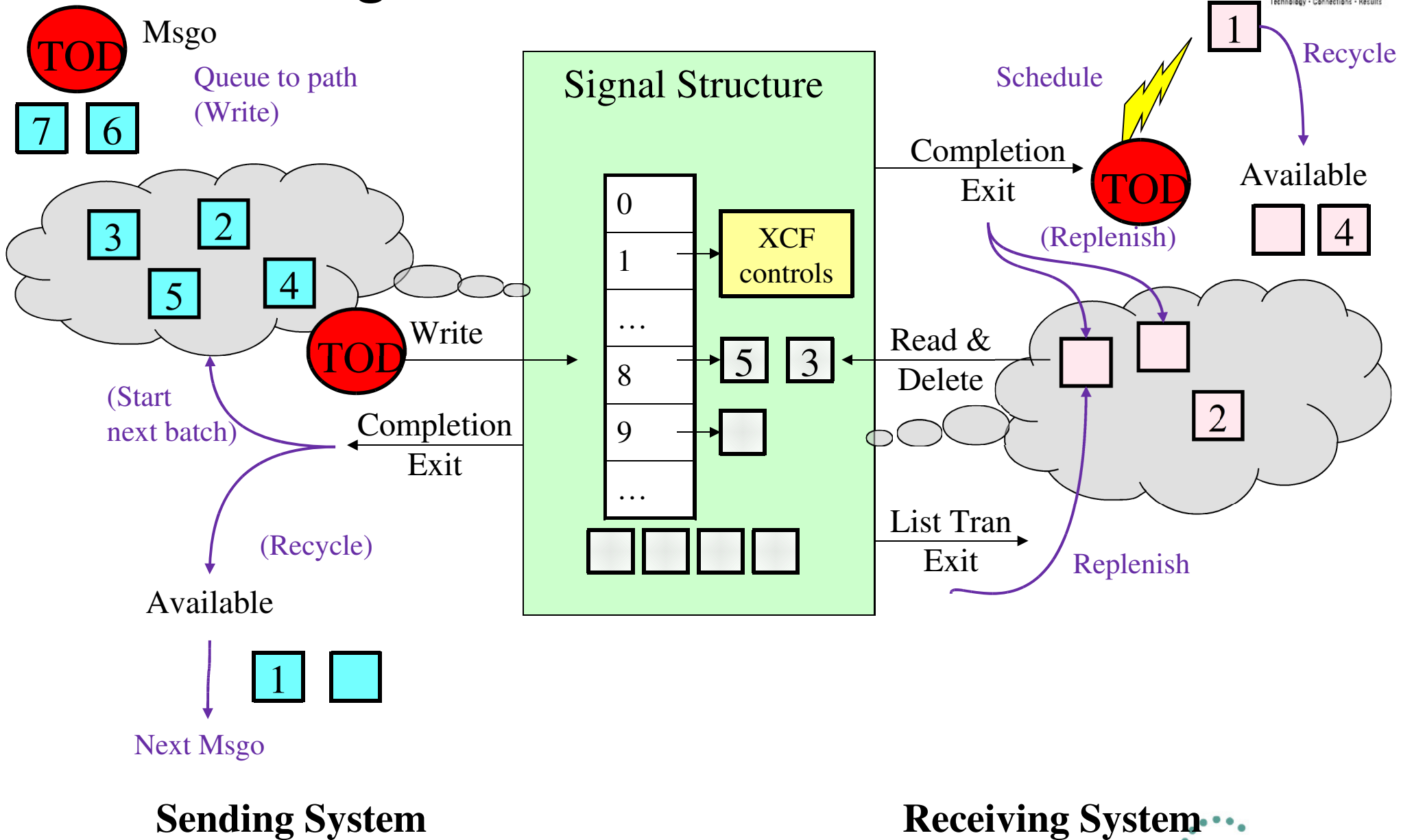
CTC Path Timing

- Signals immediately chained for I/O, so would expect queue time to be quite small
- High queue time might be caused by:
 - Host issues between request and start I/O
 - Resend via alternate path after restart/stop of selected path
- High transfer times might be caused by:
 - Inbound buffer shortage
 - Host issues on target system
 - Device issues
 - Bursts, perhaps (long channel program chain)

Signal Structure



List Path Signal Transfer



List Path Timing

- Signal immediately written if in current batch, in which case expect small queue time (like CTC)
- High queue time might be caused by:
 - Host issues between request and start I/O
 - Host issues completing back end of current batch
 - List full conditions (CFSIZER ?)
- High transfer times might be caused by:
 - Inbound buffer shortage
 - Host issues on target system
 - Delayed empty to non-empty notifications
 - Issues getting to the CF (subchannel/path busy)
 - Issues in the CF (shared CP, contention, ...)
 - Bursts, perhaps (long queue in CF)

Queue Time

- “start I/O” minus “requested”
 - Includes time spent copying message to I/O buffer (page fault?)
 - Could lose CPU after accepted but before queued
 - Includes time spent initiating sends to peer targets for broadcast message
 - Could include time spent waiting for “no buffer” or “no path” conditions to clear
 - Could include time spent doing path restart (or stop) protocol to figure out that signal needed to be resent
 - *New “started I/O” time taken when signal is redriven*

Transfer Time

- “arrived” minus “start I/O”
 - For list path, could include list transition processing
 - *Driving transition exit*
 - *Initiating request to read signal from CF*
 - Includes z/OS time to get to back end routine
 - *Interrupt processing for CTC path*
 - *Async command completion for list path*
 - Includes XCF time to verify signal arrived intact

Signal Timings

Timings for Recent Signal Transfers

CTC device

TOD When MSGO Requested	Queue Time	Transfer Time	TOD When Arrived
06/17/2011 10:35:40.031364	00:00:00.000001	00:00:00.000799	06/17/2011 10:35:40.032166
06/17/2011 10:35:44.229656	00:00:00.000000	00:00:00.000774	06/17/2011 10:35:44.230432
06/17/2011 10:35:49.477406	00:00:00.000000	00:00:00.000768	06/17/2011 10:35:49.478175
06/17/2011 10:35:51.576329	00:00:00.000002	00:00:00.000789	06/17/2011 10:35:51.577120
06/17/2011 10:35:57.873469	00:00:00.000000	00:00:00.000769	06/17/2011 10:35:57.874240

List Path

TOD When MSGO Requested	Queue Time	Transfer Time	TOD When Arrived
06/17/2011 10:30:52.133303	00:00:00.000000	00:00:00.002652	06/17/2011 10:30:52.135956
06/17/2011 10:31:55.838311	00:00:00.000001	00:00:00.001375	06/17/2011 10:31:55.839687
06/17/2011 10:32:58.806705	00:00:00.000001	00:00:00.001941	06/17/2011 10:32:58.808647
06/17/2011 10:34:02.092010	00:00:00.000000	00:00:00.001946	06/17/2011 10:34:02.093958
06/17/2011 10:34:24.103905	00:00:00.000055	00:00:00.000956	06/17/2011 10:34:24.104917

Take dump. Run IPCS COUPLE SIGNAL DETAIL report
Timings for both paths and members

Delivery Time

- “called msg exit” minus “arrived”
 - But we do not currently gather these
- Msg exit “returned” minus “called”
 - Available for residual SRBs
 - But no historical tracking

Looking for Delay on Inbound Side

D XCF,PI,DEVICE=ALL

IXC356I 09.17.26 DISPLAY XCF 676

LOCAL DEVICE	REMOTE	PATHIN	REMOTE	RETRY	MAXMSG	LAST RECVD	MXFER TIME
2101	SYSA	WORKING	2301	20	2000	2076	379
3101	SYSA	WORKING	3301	20	2000	10099	405

LOCAL	REMOTE	REMOTE	PATHIN	DELIVRY PENDING	BUFFER LENGTH	MSGBUF IN USE	SIGNL NUMBR	NOBUF
2101	2301	SYSA	WORKING	4	956	8	2076	22
3101	3301	SYSA	WORKING	4	956	8	10099	0

STALL-IOPND

STALL-INOP

STALL-SS?

STALL-SS

Looking for Delay on Outbound Side

D XCF, PO, DEVICE=ALL

IXC356I 09.17.11 DISPLAY XCF

LOCAL DEVICE	REMOTE	PATHOUT	REMOTE	RETRY	MAXMSG	TRANSPORT
PATHOUT	SYSTEM	STATUS	PATHIN		CLASS	
2301	SYSC	WORKING	2101	20	2000	DEFAULT
3301	SYSC	WORKING	3101	20	2000	DEFAULT

LOCAL	REMOTE	REMOTE	PATHOUT	TRANSFR	BUFFER	MSGBUF	SIGNL	MXFER
PATHOUT	PATHIN	SYSTEM	STATUS	PENDING	LENGTH	IN USE	NUMBR	TIME
2301	2101	SYSC	WORKING	0	956	10	1642	357
3301	3101	SYSC	WORKING	0	956	10	10041	315

STALL-IOPND

STALL-INOP


STALL-SS?

STALL-SS

Sanity Check Structure Size and Use

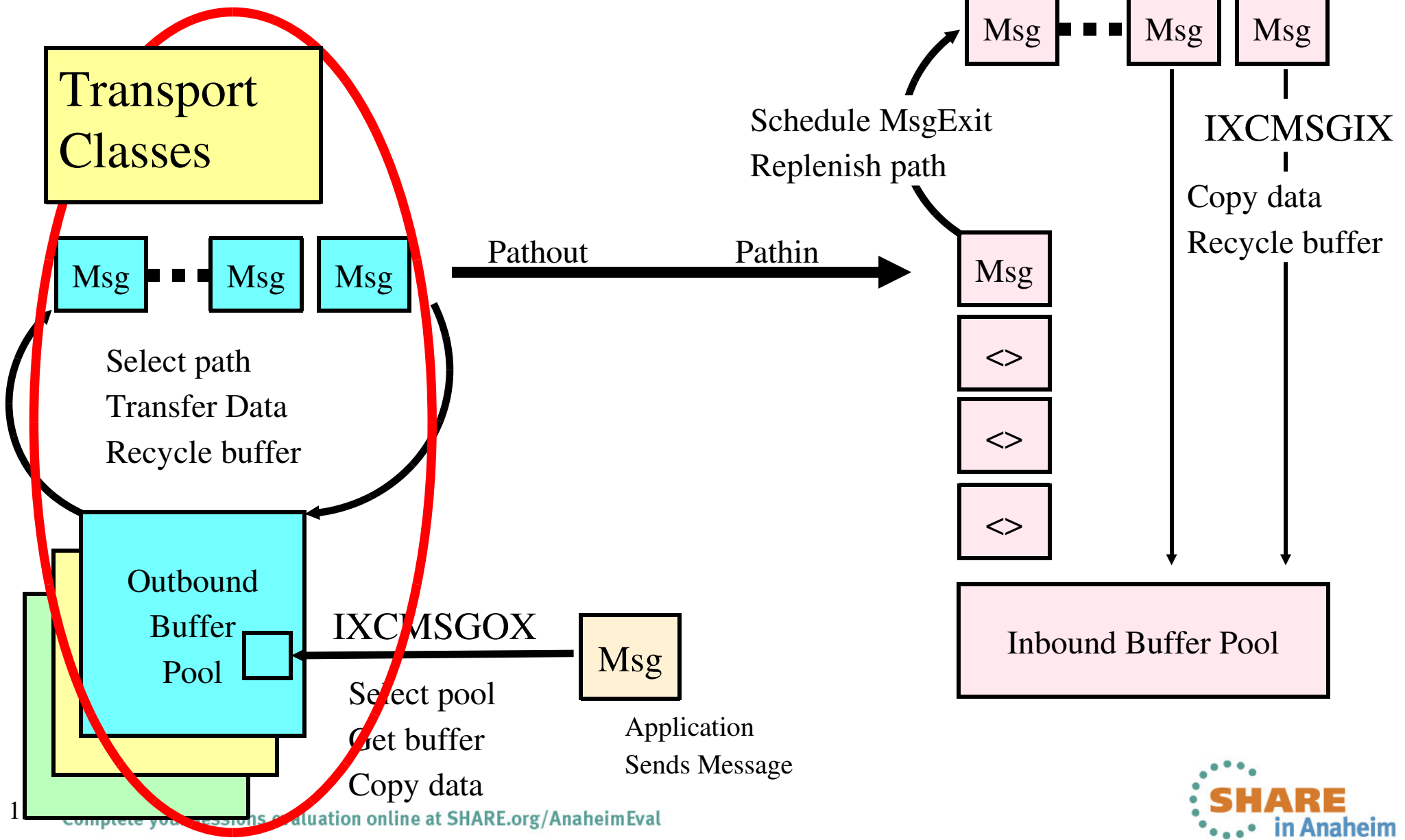
From RMF Coupling Facility Usage Summary Report

TYPE	STRUCTURE NAME	STATUS	CHG	ALLOC SIZE	LST/DIR ENTRIES TOT/CUR	DATA ELEMENTS TOT/CUR
LIST	DSNZPLEX_SCA	ACTIVE		33M	38K 118	76K 614
	IXCSTR1	ACTIVE		31M	5255	5229
	IXCSTR3	ACTIVE		31M	1 5255	18 5229
					1	26



Expect mostly empty.
Potential for list full conditions?

Signalling Overview



Transport Class Concerns

- Appropriate segregation
 - Class Length
 - Group (?)
- Signalling Paths
 - **How many (must be > 0)**
 - Type
- Signal Buffers

People spend way too much time fiddling with Transport Classes.

Make one class for 956 byte messages. Perhaps one, or two, maybe three classes for bigger message sizes.

Put at least two paths in each class for each target system.

Make sure the PATHIN MAXMSG values are reasonable for the chosen transport class length.

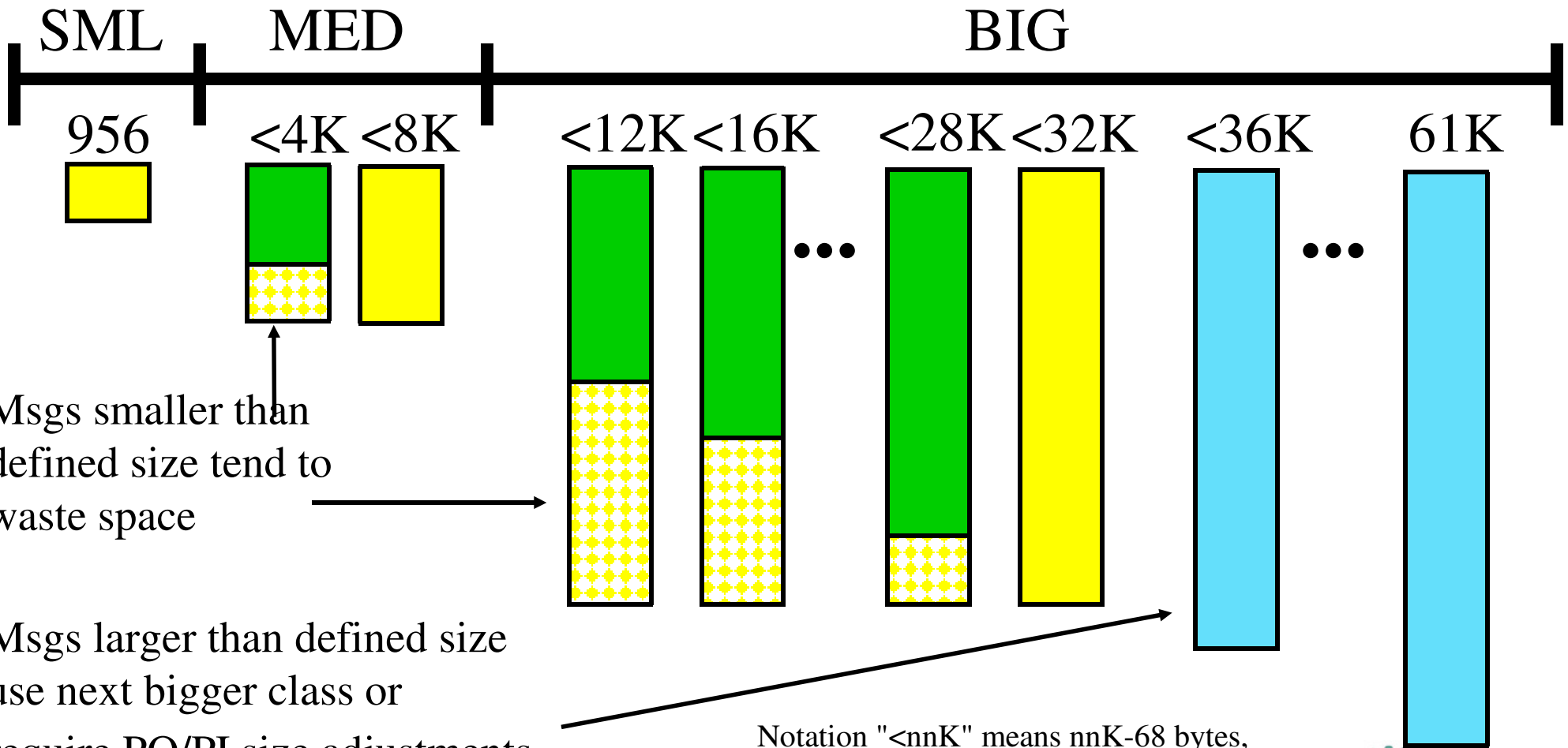
You're done.

Segregation by Size

```

CLASSDEF CLASS (SML) CLASSLEN (956)
CLASSDEF CLASS (MED) CLASSLEN (8000)
CLASSDEF CLASS (BIG) CLASSLEN (32000)
    
```

SML	=	0 956
MED	=	957 . . . 8124
BIG	=	8125 . . 62464



Msgs smaller than defined size tend to waste space

Msgs larger than defined size use next bigger class or require PO/PI size adjustments

Notation "<nnK" means nnK-68 bytes, indicates length of longest message that fits in buffer

Size Distributions by Class

```
SYS3 d xcf,classdef,class=all
```

```
SYS3 IXC344I 13.00.45 DISPLAY XCF
```

TRANSPORT	CLASS	DEFAULT	ASSIGNED
CLASS	LENGTH	MAXMSG	GROUPS
DEFAULT	956	3000	UNDESIG

```
DEFAULT TRANSPORT CLASS USAGE FOR SYSTEM SYS1
```

SUM MAXMSG:	12000	IN USE:	18	NOBUFF:	0
SEND CNT:	34523	BUFFLEN (FIT):	956		
SEND CNT:	256	BUFFLEN (BIG):	4028		
SEND CNT:	7	BUFFLEN (BIG):	8124		
SEND CNT:	1	BUFFLEN (BIG):	24508		

```
DEFAULT TRANSPORT CLASS USAGE FOR SYSTEM SYS2
```

SUM MAXMSG:	12000	IN USE:	14	NOBUFF:	0
SEND CNT:	9929	BUFFLEN (FIT):	956		
SEND CNT:	357	BUFFLEN (BIG):	4028		
SEND CNT:	6	BUFFLEN (BIG):	8124		

```
DEFAULT TRANSPORT CLASS USAGE FOR SYSTEM SYS3
```

SUM MAXMSG:	3000	IN USE:	4	NOBUFF:	0
SEND CNT:	3292	BUFFLEN (FIT):	956		
SEND CNT:	196	BUFFLEN (BIG):	4028		

Size Distributions by Member

D XCF,G,SYSMCS,ALL

IXC333I 15.45.54 DISPLAY XCF 303

<snip>

INFO FOR GROUP SYSMCS MEMBER SY1 ON SYSTEM SY1

FUNCTION: Not Specified

MEMTOKEN: 01000003 00070006 ASID: 0009 SYSID: 0100000B

INFO: CURRENT COLLECTED: 09/14/2010 15:45:54.275742

ATTRIBUTES JOINED: 09/13/2010 17:12:33.022813

JOIN TASK ASSOCIATION

LASTING MEMBER

SYSTEM CLEANUP PARTICIPANT

LOCAL CLEANUP NOT NEEDED

TERMLEVEL IS TASK

MEMSTALL RESOLUTION IS NO ACTION

EXITS DEFINED: MESSAGE, GROUP

SIGNALLING SERVICE

MSGO ACCEPTED:	6820	NOBUFFER:	0		
MSGO XFER CNT:	3351	LCL CNT:	2532	BUFF LEN:	956
MSGO XFER CNT:	399	LCL CNT:	419	BUFF LEN:	4028
MSGO XFER CNT:	109	LCL CNT:	10	BUFF LEN:	8124

RMF XCF Usage By System (outbound)

(5 minute interval)

REMOTE SYSTEMS

OUTBOUND FROM SYSA

TO SYSTEM	TRANSPORT CLASS	BUFFER LENGTH	REQ OUT	----- BUFFER -----				ALL PATHS UNAVAIL	REQ REJECT
				% SML	% FIT	% BIG	% OVR		
SYSB	DEFAULT	956	1,038	0	100	0	0	0	
	LARGE	16,316	50	60	0	40	100	0	
	SMALL	4,028	1	0	100	0	0	0	
SYSC	DEFAULT	956	1,568	0	100	0	0	0	
	LARGE	16,316	46	93	0	7	100	0	
	SMALL	4,028	125	0	100	0	0	0	
SYSD	DEFAULT	956	1,013	0	100	0	0	0	
	LARGE	16,316	33	91	0	9	100	0	
	SMALL	4,028	1	0	100	0	0	0	
TOTAL			3,875						

Appropriate Number of Paths?

(5 minute interval)

OUTBOUND FROM SYSA

TO SYSTEM	T FROM/TO Y DEVICE, OR P STRUCTURE	TRANSPORT CLASS	REQ OUT	AVG Q	AVAIL	BUSY	RETRY
SYSB	S IXCSTR1	DEFAULT	843	0.00	843	0	0
	S IXCSTR2	SMALL	1	0.00	1	0	0
	S IXCSTR3	LARGE	50	0.00	47	3	0
	S IXCSTR4	DEFAULT	214	0.00	214	0	0
SYSC	S IXCSTR1	DEFAULT	357	0.00	357	0	0
	S IXCSTR2	SMALL	125	0.00	125	0	0
	S IXCSTR3	LARGE	46	0.00	46	0	0
	S IXCSTR4	DEFAULT	1,231	0.00	1,231	0	0
SYSD	S IXCSTR1	DEFAULT	408	0.00	408	0	0
	S IXCSTR2	SMALL	1	0.00	1	0	0
	S IXCSTR3	LARGE	33	0.00	33	0	0
	S IXCSTR4	DEFAULT	623	0.00	623	0	0
TOTAL			3,932				

*You do not need to drive BUSY to zero.
I tend not to worry about avail vs busy.
As Q Length approaches 1 or more, then assuming no other issues impacting transfers, you might add a path.*

Detecting Transport Class Issues

- Run z/OS Health Checker
- D XCF,CLASSDEF
- D XCF,PI
- D XCF,GROUP
- COUPLE SIGNAL DETAIL
- RMF reports

“XCF Lost My Signal”

- Preposterous !
 - XCF does not lose signals
 - But... signals can be delayed indefinitely
- Where might the signal be?
 - Pending transfer on the sending side
 - Signals flowing?
 - Any path in restart? rebuild?
 - Pending delivery to the message exit on the target system
 - Queued to the member delivery queue
 - Scheduled for delivery
 - (similarly for the response, except reverse roles of systems)
- Need timely dumps from both systems to investigate

XCF Signal Floods

- We are seeing issues in the field where some application floods XCF with signals and others suffer as a result
 - Generally they can't keep up with their own flood
 - Or we get long queues of signals pending over the paths
 - Impact varies with who the “other” is
- Band Aids
 - Increase MAXMSG
 - Add signalling paths
- But understanding where the influx came from is critical
 - Know your workload
 - Use RMF Reports to see who is sending the signals
- Need timely dumps from both systems to investigate
 - *Why sending? Why so many? Why not keeping up?*

Problem Taxonomy

- Dead System
- Sick System
- Sysplex Fabric
- Sysplex Componentry
 - Coupling Facility
 - Signalling Service
 - **Couple Data Sets**
 - External Time Reference
- Configuration / Capacity
- Software Issues

Couple Data Set Concerns

- Connectivity
 - Access (see “Sysplex Fabric: Couple Data Sets”)
 - Implications for partial connectivity
- Capacity
 - Be sure all formatted for same number of systems
 - Otherwise needs to be formatted to meet needs of exploiter
 - Up to them to indicate when too small
- Performance
 - Response time
 - Contention
- Regression

Couple Data Sets and Partial Connectivity

- Sysplex
 - System needs connectivity to IPL (except XCF-Local mode)
 - Systems that lose access wait-state
- ARM – system cannot use ARM
- BPXMCDS - functions may hang until access is restored
- CFRM - systems that lose access wait-state
- LOGR – lose logger functions that need CDS
- SFM - full sysplex-wide access required for CONNFAIL=YES
- WLM – lose functions that need CDS

Sysplex Couple Data Set Capacity

- IXC202I “sysplex CDS is full (systems)”
- IXC700E “sysplex CDS is full (groups or members)”
- XCF_SYSPLEX_CDS_CAPACITY health check
- D XCF,COUPLE

```
SYSPLEX COUPLE DATA SETS
PRIMARY   DSN: UTCXCF.SVPLEX1.COUPLE.PRI
          VOLSER: X1CPLP      DEVN: 1C6E
          FORMAT TOD        MAXSYSTEM MAXGROUP (PEAK) MAXMEMBER (PEAK)
          11/27/2011 13:21:26      32      120 (110)      503 (56)
```

Function Couple Data Sets and MAXSYSTEM

Function couple data sets should be formatted to support at least as many systems as supported by the sysplex couple data sets

```
D XCF,COUPLE
IXC357I 22.32.16 DISPLAY XCF 863
```

```
SYSPLEX COUPLE DATA SETS
PRIMARY DSN: UTCXCF.SVPLEX1.COUPLE.PRI
VOLSER: X1CPLP DEVN: 1C6E
FORMAT TOD MAXSYSTEM MAXGROUP (PEAK) MAXMEMBER (PEAK)
11/27/2011 13:21:26 32 120 (110) 503 (56)
```

```
BPXMCD5 COUPLE DATA SETS
PRIMARY DSN: UTCXCF.SVPLEX1.OMVSR14.PRI
VOLSER: X1CPLP DEVN: 1C6E
FORMAT TOD MAXSYSTEM
04/11/2003 21:00:01 8
```

Oops

```
CFRM COUPLE DATA SETS
PRIMARY DSN: UTCXCF.SVPLEX1.CFRMR18P.PRI
VOLSER: X1CPLA DEVN: B010
FORMAT TOD MAXSYSTEM
12/01/2010 12:08:18 32
```

Function Couple Data Set Capacity

- DISPLAY XCF,COUPLE,TYPE=ALL
 - Shows format parameters (limits) for all but WLM
- ARM
 - D XCF,ARMSTATUS for registered elements vs TOTELEM
 - Create of policy fails if MAXELEM exceeded
- BPXMCDS
 - MODIFY BPXOINIT,FILESYS=DISPLAY,GLOBAL
 - BPXI043E “approaching mount table limit”
 - AMTRULES – no way to tell limit reached?

Function Couple Data Set Capacity

- CFRM
 - IXL013I, if “connection failure” = “max permitted connectors”
 - Create policy fails if exceed POLICY, CF, or STR limits
 - D XCF,STR will indicate need for larger CDS for reconciliation
 - D XCF,CF will indicate need for larger CDS for reconciliation
 - IXC502I “need bigger CDS for reconciliation”
 - IXC503I “need bigger CDS for reconciliation”
 - IXC514I “need bigger CDS for reconciliation”

Function Couple Data Set Capacity

- LOGR
 - IXG010E “CDS too small”
 - IXG261E “CDS becoming full”
 - IXG262A “CDS is essentially full”
 - IXG270I “CDS becoming full”
- SFM
 - All capacity issues are detected when creating policies
- WLM
 - All capacity issues are detected when installing your service definitions

Couple Data Set Performance

- Various CDS generally have relatively low request rates
 - Though may depend on application design/behavior
 - Sysplex monitors run amok?
 - Be careful how you run RMF and similar tools
- But good performance is needed to avoid
 - Removal of CDS
 - Application delays
- First resolve access issues if any
 - See “Sick System: DASD I/O Issues”
 - See “Sysplex Fabric: Couple Data Sets”

Typical sources of CDS performance issues

- DASD
 - Old and slow?
 - Device caching enabled?
 - Synchronous mirroring?
- Record Size
 - CDS Formatted with too much white space?
- Contention
 - Using MSGBASED processing for CFRM?
 - Reserves?
 - Other data sets with high request rates on same volume?
 - Increased request rates due to workload changes

Detecting CDS Performance Issues

- Likely need baselines for comparisons
 - Changes to request rates
 - Changes to DASD response times
- RMF DASD I/O reports.
 - Direct Access DASD Activity – post processor report

Couple Data Set Regression

- When IPLing the sysplex, your couple data sets should either be:
 - The ones most recently used by the sysplex (typical), OR
 - Freshly formatted, never before used (atypical, still risky)
- Couple data sets often contain status and configuration data
- Regressing to an older CDS is risky because the data in that CDS may not be consistent with:
 - The current configuration
 - Data recorded in other (non-regressed) couple data sets
 - Related application data recorded in other data sets

You might get some messages prompting operator “Should we use this CDS?” when IPLing. Once the sysplex is up, I don't know of any reliable way to detect that regressed CDS was used.

Couple Data Set Regression ...

- Regression typically occurs when you use:
 - A backup copy of the CDS
 - A former primary/alternate CDS no longer actively in use
 - A CDS that was previously in use by some other sysplex
- NOTE: Bringing an old CDS into use via ACOUPLE is safe
- Resetting the TOD clock can also wreak havoc since time stamps recorded in the CDS may suddenly seem to be:
 - In the distant past
 - From the future

Problem Taxonomy

- Dead System
- Sick System
- Sysplex Fabric
- Sysplex Componentry
 - Coupling Facility
 - Signalling Service
 - Couple Data Sets
 - **External Time Reference**
- Configuration / Capacity
- Software Issues

External Time Reference

- System is in a wait-state if not time synchronized with sysplex
 - See “Sysplex Fabric: External Time Reference”
- Server Time Protocol (STP)
 - Must provide and maintain a resilient configuration as there is potential for sysplex-wide outage !
 - Understand Primary, Backup, and Arbiter roles
- Operational issues
 - Reassigning roles after failure (or planned outage) of any server that has a special role
 - Dealing with STP events
 - Dealing with loss of time synchronization

External Time Reference

- D ETR,DATA shows STP info for local system
- Redundant timing links?
- Expected role?

```
D ETR,DATA
IEA386I 22.41.27 TIMING STATUS 932
SYNCHRONIZATION MODE = STP
  THIS SERVER IS A STRATUM 2
  CTN ID = POKSTP
  THE STRATUM 1 NODE ID = 002097.E40.IBM.00.0000000699DF
  NUMBER OF USABLE TIMING LINKS = 23
  THIS STP NETWORK HAS NO SERVER TO ACT AS ARBITER
```

External Time Reference

- IEA031I “STP alert was issued to HMC”
- IEA382I “have single point of failure”
- IEA383I “have single point of failure”
- IEA388I “not connected to backup time server (or arbiter)”
- IEA389I “no server to act as backup timer (or arbiter)”
- IEA395I “switched to backup time server (or preferred)”

- IXC406I “not connected to same ETR”
- IEA394A “lost access to ETR (STP)”
- IEA015A “lost access to ETR (sysplex timer)”

Operator Alerts for STP Events

- Operator alerts sent to z/OS console as well as HMC for STP related hardware & timing events:
 - Dial-out time service outside allowable tracking range
 - Dial-out access failure
 - NTP server failure
 - NTP servers not synchronized
- IEA031I STP ALERT RECEIVED. ALERT CODE = *nn*
- Available in z/OS 1.11
- Also available at z/OS 1.9 and 1.10 with OA28323
- Supported by z10 and z9 servers with MCL driver 76

External Time Reference

- Redbooks
 - *Server Time Protocol Implementation Guide*
www.redbooks.ibm.com/abstracts/sg247281.html
 - *Server Time Protocol Planning Guide*
www.redbooks.ibm.com/abstracts/sg247280.html
 - *Server Time Protocol Recovery Guide*
www.redbooks.ibm.com/abstracts/sg247380.html

*Need to be very careful with CTN.
These books are excellent references.
Exposed to suffering outages during
migration to CTN, changing configurations,
or when operational errors are made.*

Problem Taxonomy

- Dead System
- Sick System
- Sysplex Fabric
- Sysplex Componentry
 - Coupling Facility
 - Signalling Service
 - Couple Data Sets
 - External Time Reference
- **Configuration / Capacity**
- Software Issues

Configuration and Capacity Concerns

- Resiliency
- Workload changes
 - Growth
 - Reconfiguration
- That might lead to more:
 - XCF signals
 - CF requests
 - CDS accesses

Preventing Configuration Issues

- Adhere to best practices for availability
 - No single points of failure
 - Ensuring redundancy and fail-over capability often enough to mitigate configuration mistakes (perhaps until failures occur)
- Use IBM Health Checker for z/OS
 - My anecdotal experience leads me to believe that the number of multi-system outages has dropped significantly since the introduction of the health checker

White Paper: “Mission: Available”

www.ibm.com/support/techdocs/atmastr.nsf/WebIndex/WP101966

Preventing Capacity Issues

- Good capacity planning
- Resize structures
- White space and head room for failover

RMF Report of CF Activity

COUPLING FACILITY USAGE SUMMARY				
STORAGE SUMMARY				
	ALLOC SIZE	% OF CF STORAGE	----- % IN USE	DUMP SPACE MAX % REQUESTED
TOTAL CF STORAGE USED BY STRUCTURES	1430M	9.5		
TOTAL CF DUMP STORAGE	6M	0.0	0.0	0.0
TOTAL CF STORAGE AVAILABLE	13573M	90.4		
TOTAL CF STORAGE SIZE	15009M			
	ALLOC SIZE			
TOTAL CONTROL STORAGE DEFINED	15009M	9.0		
TOTAL DATA STORAGE DEFINED	0K	0.0		

- Bigger CF?
- Allow for failover? Maintenance?
- Structures properly sized?
- Force structures?

Methodology Concern

- We might have what appears to be a sysplex configuration and capacity issue
- That is really an application design issue
- For example:
 - An application might choose to share data by sending copies of the data to all systems in the sysplex instead of sharing a single copy of the data in a CF that is accessible to all
- I proceed on the assumption that you are more likely to change the configuration than the application
 - But one can make a case for looking at application issues before considering configuration and capacity issues

Typical causes of increased activity

- Signals
 - Merge of systems
 - Increase work
 - Application changes
 - GRS contention
 - Migration / Maintenance
- CF requests
 - Merge of systems
 - Increase in work
 - Change in type of work
 - Application changes
 - Processor upgrade or MCL application
- CDS access
 - Systems joining / leaving sysplex
 - Recovery
 - XCF groups joining / leaving

Track impact on sysplex componentry as workload changes

- RMF Reports of XCF Activity
 - Member sending signals
 - Usage by System
 - Signal path usage
- RMF Reports of CF activity
 - CF as a whole
 - Structure by Structure
- RMF Reports of DASD activity
 - As related to Couple Data Sets

Know your workload

Loss of capacity

- Expect failures. Plan for them.
 - Provide spare capacity and head room for fail over
 - Reduce MTTR by automating restart of failed applications and systems
- See “z/OS MVS: Planning Operations” for information on using Auto-IPL to have failed system automatically IPLed back into the sysplex
<http://publib.boulder.ibm.com/infocenter/zos/v1r12/index.jsp?topic=%2Fcom.ibm.zos.r12.ieag300%2Fwsat.htm>

Problem Taxonomy

- Dead System
- Sick System
- Sysplex Fabric
- Sysplex Componentry
 - Coupling Facility
 - Signalling Service
 - Couple Data Sets
 - External Time Reference
- Configuration / Capacity
- **Software Issues**

Methodology Recap

- At this point:
 - We have neither dead systems nor sick systems
 - Sysplex componentry is accessible, operational, and performing
 - Configuration is sufficient to support the workload
- If still have a problem, likely have an application specific issue
 - Will likely need application specific expertise

Design decisions for sysplex applications

- Communication
 - XCF Signalling Service
 - CF List Structure
- Data sharing
 - Distributed
 - Centralized
- Serialization
 - ENQ
 - XES Locking Services
 - “Owner”
- Organization
 - Peer to peer
 - Master (fixed or dynamic)
 - Ring
 - Star
- Coordination
 - Signals
 - XES Sync points
 - ENQ, locks, latches

Those design decisions have consequences

- Scalability
- Performance characteristics
- Failure modes
 - And therefore problem diagnosis

Preventing software issues

- Stay current with maintenance
- Stay current with releases
- IBM Best Practice: Apply z/OS maintenance RSU regularly and HIPERs more often
 - <http://www-03.ibm.com/support/techdocs/atmastr.nsf/PubAllNum/Flash10106>
- IBM Best Practice: Subscribe to Red Alerts
 - [http://www-947.ibm.com/support/entry/portal/Overview/Software/Software_support_\(general\)?pgel=wspace](http://www-947.ibm.com/support/entry/portal/Overview/Software/Software_support_(general)?pgel=wspace)

Summary

- Sysplex problems can be difficult to diagnose
 - Complex inter-dependencies
 - Symptoms may not be directly related to the root cause
- Prevention is highly recommended
 - **Enable SFM with BCPii** to resolve dead system issues
 - Exploit SFM policy to resolve sick but not dead issues
 - Use z/OS Health Checker to verify configuration
- Use the “Problem Taxonomy” to guide your diagnosis efforts. I believe it provides a disciplined approach that can help identify the likely area for root cause, even in the face of imperfect knowledge of the system

For more information

- Setting Up a Sysplex
- Problem Determination Guide
- Initialization and Tuning Reference
- z/OS MVS Data Areas
- MVS Sysplex Services Guide
- MVS Sysplex Services Reference
- RMF Users Guide

Appendix

Non-disruptive CF dump

```
SETXCF DUMPCF,  
{CFNAME=cfname[,TYPE=NONDISRUPTIVE|DISRUPTIVE][,UNCOND=NO|YES]}  
{STRNAME=strname}  
CFNAME=cfname
```

Allows the operator to specify the CF to be dumped.

```
TYPE=DISRUPTIVE|NONDISRUPTIVE
```

Allows the operator to optionally request a disruptive CF dump.

Default: Nondisruptive

```
UNCOND=YES|NO
```

Allows the operator to bypass a confirmation if a disruptive CF dump is requested.

Default: No

```
STRNAME=strname
```

Allows the operator to request a CF dump by specifying a structure name. The CF(s) in which the structure resides will be dumped and the dump requested will be non-disruptive.

OA35342 – Introduced the z/OS operator command to collect a non-disruptive serialized CF dump. CF dumps are reviewed by IBM hardware support.

234

Complete your sessions evaluation online at SHARE.org/AnaheimEval

Getting sysplex dumps

- If CF issue, activate SYSXES Ctrace
 - TRACE CT,16M,COMP=SYSXES
 - R XX,OPTIONS=(HWLAYER,REQUEST,CONFIG,CONNECT,RECOVERY,LOCKMGR),END
- If XCF issue, activate SYSXCF ctrace
 - TRACE CT,ON,COMP=SYSXCF
 - R xx,OPTIONS=(GRPNAME=(GEOPLEX),SIGNAL,GROUP,SFM),END
- Place dump command in IEADMCxx parmlib member:
- JOBNAME=(XCFAS),DSPNAME=('XCFAS'.*),
- SDATA=(ALLNUC,CSA,PSA,LPA,LSQA,NUC,RGN,SQA,SUM,SWA,TRT,XESDATA,COUPLE),
- REMOTE=(SYSLIST=*(('XCFAS'),DSPNAME,SDATA)),END
- Initiate the dump on one system in the sysplex:
- DUMP COMM=(meaningful dump title),PARMLIB=xx