


1 Port Industrial USB to RS422/RS485 Serial Adapter

ICUSB422IS



*actual product may vary from photos

DE: Bedienungsanleitung - de.startech.com

FR: Guide de l'utilisateur - fr.startech.com

ES: Guía del usuario - es.startech.com

IT: Guida per l'uso - it.startech.com

NL: Gebruiksaanwijzing - nl.startech.com

PT: Guia do usuário - pt.startech.com

For the most up-to-date information, please visit: www.startech.com

FCC Compliance Statement

This equipment has been tested and found to comply with the limits for a Class B digital device, pursuant to part 15 of the FCC Rules. These limits are designed to provide reasonable protection against harmful interference in a residential installation. This equipment generates, uses and can radiate radio frequency energy and, if not installed and used in accordance with the instructions, may cause harmful interference to radio communications. However, there is no guarantee that interference will not occur in a particular installation. If this equipment does cause harmful interference to radio or television reception, which can be determined by turning the equipment off and on, the user is encouraged to try to correct the interference by one or more of the following measures:

- Reorient or relocate the receiving antenna.
- Increase the separation between the equipment and receiver.
- Connect the equipment into an outlet on a circuit different from that to which the receiver is connected.
- Consult the dealer or an experienced radio/TV technician for help.

Use of Trademarks, Registered Trademarks, and other Protected Names and Symbols

This manual may make reference to trademarks, registered trademarks, and other protected names and/or symbols of third-party companies not related in any way to StarTech.com. Where they occur these references are for illustrative purposes only and do not represent an endorsement of a product or service by StarTech.com, or an endorsement of the product(s) to which this manual applies by the third-party company in question. Regardless of any direct acknowledgement elsewhere in the body of this document, StarTech.com hereby acknowledges that all trademarks, registered trademarks, service marks, and other protected names and/or symbols contained in this manual and related documents are the property of their respective holders.

Table of Contents

Introduction	1
Features	1
Package Contents	1
Hardware Guide	2
Front Panel.....	2
Rear Panel	2
Switch Settings	3
Switch Description.....	3
Installing Drivers	4
Male DB9 Pin Assignments and Cable Wiring.....	5
DB9-Male Pin Assignment	5
5-Pin Terminal Blocks Pin Assignment.....	5
RS-422 Cable Wiring	6
RS-485 Cable Wiring.....	6
Specifications.....	7
Technical Support	8
Warranty Information.....	8

Introduction

Thank you for purchasing the ICUSB422IS USB to RS422/485 Converter with Isolation. This unit is an intelligent expansion module that connects to a PC or server via the Universal Serial Bus (USB), providing high-speed serial connectivity. The RS485 port supports Auto-Tranceiver-Turn-Around, to support applications that control the transmitter driver. With the included software kit, it is an ideal solution for the most critical applications.

Features


- Compatible with both USB 2.0 and USB 1.1
- Wall mountable design
- Optical Isolation and Surge Protection (2500 Vrms)
- Provides one RS422/485 port while powering the device through USB
- RS-485 mode supports Auto Transceiver Turn Around (ATTA)
- RS422/485 Baud rate up to 921.6 Kbps
- Supports 4-wire RS422 and 2-wire RS485 applications
- Supports DB9 and terminal block connector

Package Contents

- 6ft USB A to B Cable
- Driver CD
- USB to RS422/485 Converter
- User Manual


Hardware Guide

Front Panel



Note: The DB9 Male Connector at the Terminal Blocks are connected to the same signals internally. They are not two individual ports. As such, the signals coming from the Terminal Blocks and the DB9 connector are identical

Rear Panel



Switch Settings

The default settings on the ICUSB422IS are set at 2-wire RS-485 mode. If you require RS422, change the mode pin to the "422" position (ON). Maintain all other settings unchanged.

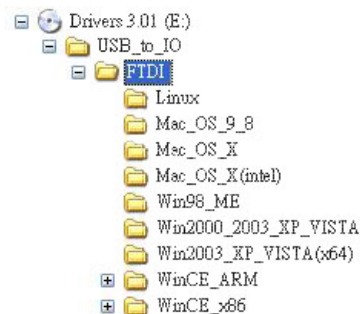
Switch Description

Switch Pin #	Switch Function	Switch Positions	Description
1	RS-485	(OFF) (Default)	2-wire RS-485 mode
	RS-422	(ON)	4-wire RS-422 mode
2	ECHO	(OFF)	Transmitting data will be echoed back
	NO ECHO	(ON) (Default)	No echo data
3	NO TERM	(OFF) (default)	Termination Resistor is Disabled
	TERM	(ON)	Termination Resistor is Enabled
4	RVD	(OFF)	Reserved for Future Use
		(ON)	Reserved for Future Use

Note: If the mode is set to 422, the ECHO setting will take no effect. The echo mode is useful for the program to detect if the RS-485 bus were in a collision. If the echoed data is not equal to the transmitted data, then the bus has been in a collision.

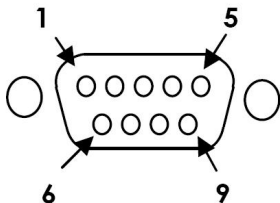
Installing Drivers

The RS-422/485 Adapter Cable can be hot-plugged to the USB port of your computer according to the USB specifications. It supports Linux, Mac OS 9.8, X, and X (intel), Windows 98 ME, 2000, 2003, XP, and Vista™. The drivers for each can be found in the corresponding folder on the driver CD. If you are installing drivers for Windows 98, ME, 200, 2003, XP, or Vista™, Specify your CD-ROM drive and the location according to the following folder list:



Male DB9 Pin Assignments and Cable Wiring

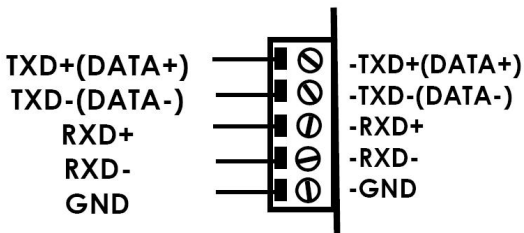
DB9-Male Pin Assignment



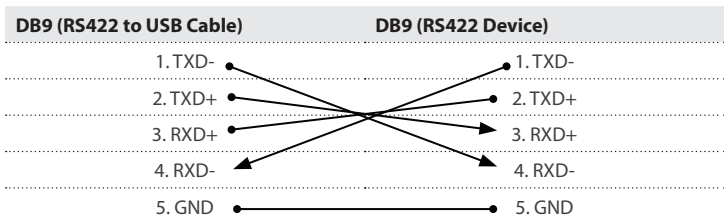
Pins	Signal
1	TXD- (DATA-)
2	TXD+ (DATA+)
3	RXD+
4	RXD-
5	GND
6	NC
7	NC
8	NC
9	NC

NC= No Connection

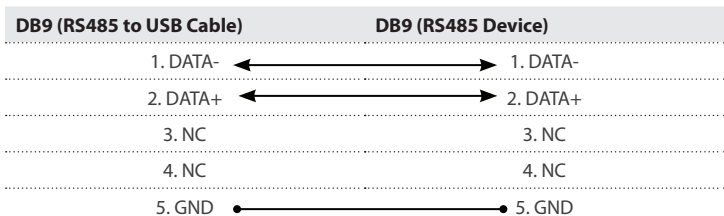
5-Pin Terminal Blocks Pin Assignment



RS-422 Cable Wiring



RS-485 Cable Wiring



Specifications

Type	Specifications
Connectors	USB type B, DB9 Male
Number of Ports	1 RS422/485 (for DB9M or Terminal Blocks)
RS-422 Signals	TXD+, TXD-, RXD+, RXD-, GND
RS-485 Signals (2-wire)	DATA+, DATA-, GND
Baud Rate	300 bps to 921.6Kbps
Data Bits	7,8
Stop Bits	1, 2
Parity	None, Even, Odd, Mark, Space
Isolation	2500Vrms
Surge Protection	500Watts
Power Requirements	5V/200mA (USB Bus Powered)
Operating Temperature	0 to 55°C (32 to 132°F)
Operating Humidity	5 to 95% RH
Storage Temperature	-20 to 85°C (-4 to 185°F)

Technical Support

StarTech.com's lifetime technical support is an integral part of our commitment to provide industry-leading solutions. If you ever need help with your product, visit www.startech.com/support and access our comprehensive selection of online tools, documentation, and downloads.

For the latest drivers/software, please visit www.startech.com/downloads

Warranty Information

This product is backed by a two year warranty.

In addition, StarTech.com warrants its products against defects in materials and workmanship for the periods noted, following the initial date of purchase. During this period, the products may be returned for repair, or replacement with equivalent products at our discretion. The warranty covers parts and labor costs only. StarTech.com does not warrant its products from defects or damages arising from misuse, abuse, alteration, or normal wear and tear.

Limitation of Liability

In no event shall the liability of StarTech.com Ltd. and StarTech.com USA LLP (or their officers, directors, employees or agents) for any damages (whether direct or indirect, special, punitive, incidental, consequential, or otherwise), loss of profits, loss of business, or any pecuniary loss, arising out of or related to the use of the product exceed the actual price paid for the product. Some states do not allow the exclusion or limitation of incidental or consequential damages. If such laws apply, the limitations or exclusions contained in this statement may not apply to you.

Hard-to-find made easy. At StarTech.com, that isn't a slogan. It's a promise.

StarTech.com is your one-stop source for every connectivity part you need. From the latest technology to legacy products — and all the parts that bridge the old and new — we can help you find the parts that connect your solutions.

We make it easy to locate the parts, and we quickly deliver them wherever they need to go. Just talk to one of our tech advisors or visit our website. You'll be connected to the products you need in no time.

Visit www.startech.com for complete information on all StarTech.com products and to access exclusive resources and time-saving tools.

StarTech.com is an ISO 9001 Registered manufacturer of connectivity and technology parts. StarTech.com was founded in 1985 and has operations in the United States, Canada, the United Kingdom and Taiwan servicing a worldwide market.