



2655 Park Center Dr., Suite A
Simi Valley, CA 93065
T: +1 805 526 7161
F: +1 805 526 7270
www.alsglobal.com

LABORATORY REPORT

May 4, 2016

Shane Lowe
CH2M Hill
1034 South Brentwood Blvd., Suite 2300
Richmond Heights, MO 63117

RE: EPA Region 5/ Galen Myers Dump/Drum Salvage Superfund

Dear Shane:

Enclosed are the results of the samples submitted to our laboratory on April 26, 2016. For your reference, these analyses have been assigned our service request number P1602146.

All analyses were performed according to our laboratory's NELAP and DoD-ELAP-approved quality assurance program. The test results meet requirements of the current NELAP and DoD-ELAP standards, where applicable, and except as noted in the laboratory case narrative provided. For a specific list of NELAP and DoD-ELAP-accredited analytes, refer to the certifications section at www.alsglobal.com. Results are intended to be considered in their entirety and apply only to the samples analyzed and reported herein.

If you have any questions, please call me at (805) 526-7161.

Respectfully submitted,

ALS | Environmental

By Kelly Horiuchi at 1:53 pm, May 04, 2016

Kelly Horiuchi
Laboratory Director



2655 Park Center Dr., Suite A
Simi Valley, CA 93065
T: +1 805 526 7161
F: +1 805 526 7270
www.alsglobal.com

Client: CH2M Hill Service Request No: P1602146
Project: EPA Region 5/ Galen Myers Dump/Drum Salvage Superfund

CASE NARRATIVE

The samples were received intact under chain of custody on April 26, 2016 and were stored in accordance with the analytical method requirements. Please refer to the sample acceptance check form for additional information. The results reported herein are applicable only to the condition of the samples at the time of sample receipt.

Volatile Organic Compound Analysis

The samples were analyzed in scan and SIM mode for volatile organic compounds in accordance with EPA Method TO-15 from the Compendium of Methods for the Determination of Toxic Organic Compounds in Ambient Air, Second Edition (EPA/625/R-96/010b), January, 1999. This procedure is described in laboratory SOP VOA-TO15. The analytical system was comprised of a gas chromatograph / mass spectrometer (GC/MS) interfaced to a whole-air preconcentrator. This method is included on the laboratory's NELAP and DoD-ELAP scope of accreditation, however it is not part of the AIHA-LAP accreditation. Any analytes flagged with an X are not included on the NELAP or DoD-ELAP accreditation.

The surrogate bromofluorobenzene was outside control criteria in samples GM-CS-001-041916 (P1602146-003) and GM-CS-002-041916 (P1602146-004). The results have not been affected as this compound is not associated with the target analytes included in this report. No corrective action was necessary.

The containers were cleaned, prior to sampling, down to the method reporting limit (MRL) reported for this project. Please note, projects which require reporting below the MRL could have results between the MRL and method detection limit (MDL) that are biased high.

The results of analyses are given in the attached laboratory report. All results are intended to be considered in their entirety, and ALS Environmental (ALS) is not responsible for utilization of less than the complete report.

Use of ALS Environmental (ALS)'s Name. Client shall not use ALS's name or trademark in any marketing or reporting materials, press releases or in any other manner ("Materials") whatsoever and shall not attribute to ALS any test result, tolerance or specification derived from ALS's data ("Attribution") without ALS's prior written consent, which may be withheld by ALS for any reason in its sole discretion. To request ALS's consent, Client shall provide copies of the proposed Materials or Attribution and describe in writing Client's proposed use of such Materials or Attribution. If ALS has not provided written approval of the Materials or Attribution within ten (10) days of receipt from Client, Client's request to use ALS's name or trademark in any Materials or Attribution shall be deemed denied. ALS may, in its discretion, reasonably charge Client for its time in reviewing Materials or Attribution requests. Client acknowledges and agrees that the unauthorized use of ALS's name or trademark may cause ALS to incur irreparable harm for which the recovery of money damages will be inadequate. Accordingly, Client acknowledges and agrees that a violation shall justify preliminary injunctive relief. For questions contact the laboratory.



2655 Park Center Dr., Suite A
 Simi Valley, CA 93065
 T: +1 805 526 7161
 F: +1 805 526 7270
www.alsglobal.com

ALS Environmental – Simi Valley

CERTIFICATIONS, ACCREDITATIONS, AND REGISTRATIONS

Agency	Web Site	Number
AIHA	http://www.aihaaccreditedlabs.org	101661
Arizona DHS	http://www.azdhs.gov/lab/license/env.htm	AZ0694
DoD ELAP	http://www.pjlabs.com/search-accredited-labs	L15-398
Florida DOH (NELAP)	http://www.doh.state.fl.us/lab/EnvLabCert/WaterCert.htm	E871020
Maine DHHS	http://www.maine.gov/dhhs/mecdc/environmental-health/water/dwp-services/labcert/labcert.htm	2014025
Minnesota DOH (NELAP)	http://www.health.state.mn.us/accreditation	977273
New Jersey DEP (NELAP)	http://www.nj.gov/dep/oqa/	CA009
New York DOH (NELAP)	http://www.wadsworth.org/labcert/elap/elap.html	11221
Oregon PHD (NELAP)	http://public.health.oregon.gov/LaboratoryServices/EnvironmentalLaboratoryAccreditation/Pages/index.aspx	4068-003
Pennsylvania DEP	http://www.depweb.state.pa.us/labs	68-03307 (Registration)
Texas CEQ (NELAP)	http://www.tceq.texas.gov/field/qa/env_lab_accreditation.html	T104704413-15-6
Utah DOH (NELAP)	http://www.health.utah.gov/lab/labimp/certification/index.html	CA01627201 5-5
Washington DOE	http://www.ecy.wa.gov/programs/eap/labs/lab-accreditation.html	C946

Analyses were performed according to our laboratory's NELAP and DoD-ELAP approved quality assurance program. A complete listing of specific NELAP and DoD-ELAP certified analytes can be found in the certifications section at www.alsglobal.com, or at the accreditation body's website.

Each of the certifications listed above have an explicit Scope of Accreditation that applies to specific matrices/methods/analytes; therefore, please contact the laboratory for information corresponding to a particular certification.

ALS ENVIRONMENTAL

DETAIL SUMMARY REPORT

Client: CH2M Hill
 Project ID: EPA Region 5/ Galen Myers Dump/Drum Salvage Superfund

Service Request: P1602146

Date Received: 4/26/2016
 Time Received: 09:40

TO-15 - VOC SIM	TO-15 - VOC Cans
-----------------	------------------

Client Sample ID	Lab Code	Matrix	Date Collected	Time Collected	Container ID	Pi1 (psig)	Pf1 (psig)	TO-15 - VOC SIM	TO-15 - VOC Cans
GM-IA-003-041916	P1602146-001	Air	4/19/2016	16:38	AC00748	-5.35	3.61	X	
GM-IA-004-041916	P1602146-002	Air	4/19/2016	16:43	AS00210	-4.94	3.62	X	
GM-CS-001-041916	P1602146-003	Air	4/19/2016	14:30	SC01688	-5.61	3.68	X	
GM-CS-002-041916	P1602146-004	Air	4/19/2016	14:30	SC01678	-4.73	3.62	X	
GM-SS-004-041916	P1602146-005	Air	4/19/2016	12:32	SC01989	-3.97	3.60		X
GM-SS-028-042016	P1602146-006	Air	4/20/2016	10:02	SC01691	-4.63	3.61		X
GM-SS-FD-028-042016	P1602146-007	Air	4/20/2016	10:02	SC01762	-5.14	3.68		X
GM-IA-002-041916	P1602146-008	Air	4/19/2016	14:30	AC02129	-7.38	3.57	X	

ALS ENVIRONMENTAL

RESULTS OF ANALYSIS

Page 1 of 1

Client: CH2M Hill

Client Sample ID: GM-SS-004-041916

Client Project ID: EPA Region 5/ Galen Myers Dump/Drum Salvage Superfund

ALS Project ID: P1602146

ALS Sample ID: P1602146-005

Test Code: EPA TO-15

Instrument ID: Tekmar AUTOCAN/Agilent 5973inert/6890N/MS8

Analyst: Wida Ang

Sample Type: 6.0 L Summa Canister

Test Notes:

Container ID: SC01989

Date Collected: 4/19/16

Date Received: 4/26/16

Date Analyzed: 4/29/16

Volume(s) Analyzed: 1.00 Liter(s)

Initial Pressure (psig): -3.97 Final Pressure (psig): 3.60

Canister Dilution Factor: 1.71

CAS #	Compound	Result µg/m ³	MRL µg/m ³	Result ppbV	MRL ppbV	Data Qualifier
75-01-4	Vinyl Chloride	ND	0.86	ND	0.33	
75-09-2	Methylene Chloride	ND	0.86	ND	0.25	
156-60-5	trans-1,2-Dichloroethene	ND	0.86	ND	0.22	
75-34-3	1,1-Dichloroethane	ND	0.86	ND	0.21	
156-59-2	cis-1,2-Dichloroethene	ND	0.86	ND	0.22	
71-55-6	1,1,1-Trichloroethane	ND	0.86	ND	0.16	
79-01-6	Trichloroethene	ND	0.86	ND	0.16	
127-18-4	Tetrachloroethene	1.4	0.86	0.21	0.13	

ND = Compound was analyzed for, but not detected above the laboratory reporting limit.

MRL = Method Reporting Limit - The minimum quantity of a target analyte that can be confidently determined by the referenced method.

ALS ENVIRONMENTAL

RESULTS OF ANALYSIS

Page 1 of 1

Client: CH2M Hill

Client Sample ID: GM-SS-028-042016

Client Project ID: EPA Region 5/ Galen Myers Dump/Drum Salvage Superfund

ALS Project ID: P1602146

ALS Sample ID: P1602146-006

Test Code: EPA TO-15

Instrument ID: Tekmar AUTOCAN/Agilent 5973inert/6890N/MS8

Analyst: Wida Ang

Sample Type: 6.0 L Summa Canister

Test Notes:

Container ID: SC01691

Date Collected: 4/20/16

Date Received: 4/26/16

Date Analyzed: 4/29/16

Volume(s) Analyzed: 1.00 Liter(s)

Initial Pressure (psig): -4.63 Final Pressure (psig): 3.61

Canister Dilution Factor: 1.82

CAS #	Compound	Result µg/m ³	MRL µg/m ³	Result ppbV	MRL ppbV	Data Qualifier
75-01-4	Vinyl Chloride	ND	0.91	ND	0.36	
75-09-2	Methylene Chloride	ND	0.91	ND	0.26	
156-60-5	trans-1,2-Dichloroethene	ND	0.91	ND	0.23	
75-34-3	1,1-Dichloroethane	ND	0.91	ND	0.22	
156-59-2	cis-1,2-Dichloroethene	ND	0.91	ND	0.23	
71-55-6	1,1,1-Trichloroethane	ND	0.91	ND	0.17	
79-01-6	Trichloroethene	27	0.91	5.0	0.17	
127-18-4	Tetrachloroethene	6.6	0.91	0.97	0.13	

ND = Compound was analyzed for, but not detected above the laboratory reporting limit.

MRL = Method Reporting Limit - The minimum quantity of a target analyte that can be confidently determined by the referenced method.

ALS ENVIRONMENTAL

RESULTS OF ANALYSIS

Page 1 of 1

Client: CH2M Hill

Client Sample ID: GM-SS-FD-028-042016

Client Project ID: EPA Region 5/ Galen Myers Dump/Drum Salvage Superfund

ALS Project ID: P1602146

ALS Sample ID: P1602146-007

Test Code: EPA TO-15

Instrument ID: Tekmar AUTOCAN/Agilent 5973inert/6890N/MS8

Analyst: Wida Ang

Sample Type: 6.0 L Summa Canister

Test Notes:

Container ID: SC01762

Date Collected: 4/20/16

Date Received: 4/26/16

Date Analyzed: 4/29/16

Volume(s) Analyzed: 1.00 Liter(s)

Initial Pressure (psig): -5.14 Final Pressure (psig): 3.68

Canister Dilution Factor: 1.92

CAS #	Compound	Result µg/m ³	MRL µg/m ³	Result ppbV	MRL ppbV	Data Qualifier
75-01-4	Vinyl Chloride	ND	0.96	ND	0.38	
75-09-2	Methylene Chloride	ND	0.96	ND	0.28	
156-60-5	trans-1,2-Dichloroethene	ND	0.96	ND	0.24	
75-34-3	1,1-Dichloroethane	ND	0.96	ND	0.24	
156-59-2	cis-1,2-Dichloroethene	ND	0.96	ND	0.24	
71-55-6	1,1,1-Trichloroethane	ND	0.96	ND	0.18	
79-01-6	Trichloroethene	25	0.96	4.7	0.18	
127-18-4	Tetrachloroethene	6.3	0.96	0.93	0.14	

ND = Compound was analyzed for, but not detected above the laboratory reporting limit.

MRL = Method Reporting Limit - The minimum quantity of a target analyte that can be confidently determined by the referenced method.

ALS ENVIRONMENTAL

RESULTS OF ANALYSIS

Page 1 of 1

Client: CH2M Hill
Client Sample ID: Method Blank
Client Project ID: EPA Region 5/ Galen Myers Dump/Drum Salvage Superfund

ALS Project ID: P1602146
 ALS Sample ID: P160428-MB

Test Code: EPA TO-15
 Instrument ID: Tekmar AUTOCAN/Agilent 5973inert/6890N/MS8
 Analyst: Wida Ang
 Sample Type: 6.0 L Summa Canister
 Test Notes:

Date Collected: NA
 Date Received: NA
 Date Analyzed: 4/28/16
 Volume(s) Analyzed: 1.00 Liter(s)

Canister Dilution Factor: 1.00

CAS #	Compound	Result µg/m ³	MRL µg/m ³	Result ppbV	MRL ppbV	Data Qualifier
75-01-4	Vinyl Chloride	ND	0.50	ND	0.20	
75-09-2	Methylene Chloride	ND	0.50	ND	0.14	
156-60-5	trans-1,2-Dichloroethene	ND	0.50	ND	0.13	
75-34-3	1,1-Dichloroethane	ND	0.50	ND	0.12	
156-59-2	cis-1,2-Dichloroethene	ND	0.50	ND	0.13	
71-55-6	1,1,1-Trichloroethane	ND	0.50	ND	0.092	
79-01-6	Trichloroethene	ND	0.50	ND	0.093	
127-18-4	Tetrachloroethene	ND	0.50	ND	0.074	

ND = Compound was analyzed for, but not detected above the laboratory reporting limit.

MRL = Method Reporting Limit - The minimum quantity of a target analyte that can be confidently determined by the referenced method.

ALS ENVIRONMENTAL

SURROGATE SPIKE RECOVERY RESULTS

Page 1 of 1

Client: CH2M Hill

Client Project ID: EPA Region 5/ Galen Myers Dump/Drum Salvage Superfund

ALS Project ID: P1602146

Test Code: EPA TO-15

Instrument ID: Tekmar AUTOCAN/Agilent 5973inert/6890N/MS8

Date(s) Collected: 4/19 - 4/20/16

Analyst: Wida Ang

Date(s) Received: 4/26/16

Sample Type: 6.0 L Summa Canister(s)

Date(s) Analyzed: 4/28 - 4/29/16

Test Notes:

Client Sample ID	ALS Sample ID	1,2-Dichloroethane-d4	Toluene-d8	Bromofluorobenzene	Acceptance Limits	Data Qualifier
		Percent Recovered	Percent Recovered	Percent Recovered		
Method Blank	P160428-MB	103	98	104	70-130	
Lab Control Sample	P160428-LCS	100	94	106	70-130	
GM-SS-004-041916	P1602146-005	103	95	102	70-130	
GM-SS-028-042016	P1602146-006	103	96	103	70-130	
GM-SS-FD-028-042016	P1602146-007	103	96	104	70-130	

Surrogate percent recovery is verified and accepted based on the on-column result.

Reported results are shown in concentration units and as a result of the calculation, may vary slightly from the on-column percent recovery.

ALS ENVIRONMENTAL

LABORATORY CONTROL SAMPLE SUMMARY

Page 1 of 1

Client:	CH2M Hill	ALS Project ID: P1602146
Client Sample ID:	Lab Control Sample	ALS Sample ID: P160428-LCS
Client Project ID:	EPA Region 5/ Galen Myers Dump/Drum Salvage Superfund	
Test Code:	EPA TO-15	Date Collected: NA
Instrument ID:	Tekmar AUTOCAN/Agilent 5973inert/6890N/MS8	Date Received: NA
Analyst:	Wida Ang	Date Analyzed: 4/28/16
Sample Type:	6.0 L Summa Canister	Volume(s) Analyzed: 0.125 Liter(s)
Test Notes:		

CAS #	Compound	Spike Amount µg/m ³	Result µg/m ³	% Recovery	ALS	Data Qualifier
					Acceptance Limits	
75-01-4	Vinyl Chloride	200	212	106	65-128	
75-09-2	Methylene Chloride	222	188	85	63-117	
156-60-5	trans-1,2-Dichloroethene	210	215	102	69-129	
75-34-3	1,1-Dichloroethane	212	196	92	66-122	
156-59-2	cis-1,2-Dichloroethene	218	216	99	65-125	
71-55-6	1,1,1-Trichloroethane	210	205	98	68-120	
79-01-6	Trichloroethene	216	195	90	71-121	
127-18-4	Tetrachloroethene	202	176	87	65-126	

Laboratory Control Sample percent recovery is verified and accepted based on the on-column result. Reported results are shown in concentration units and as a result of the calculation, may vary slightly.

ALS ENVIRONMENTAL

RESULTS OF ANALYSIS

Page 1 of 1

Client: CH2M Hill ALS Project ID: P1602146
Client Project ID: EPA Region 5/ Galen Myers Dump/Drum Salvage Superfund

Internal Standard Area and RT Summary

Test Code: EPA TO-15 Lab File ID: 04281624.D
 Instrument ID: Tekmar AUTOCAN/Agilent 5973inert/6890N/MS8 Date Analyzed: 4/28/16
 Analyst: Wida Ang Time Analyzed: 20:09
 Sample Type: 6.0 L Summa Canister(s)
 Test Notes:

	IS1 (BCM)		IS2 (DFB)		IS3 (CBZ)	
	AREA #	RT #	AREA #	RT #	AREA #	RT #
24 Hour Standard	123636	8.81	600366	10.54	259212	14.57
Upper Limit	173090	9.14	840512	10.87	362897	14.90
Lower Limit	74182	8.48	360220	10.21	155527	14.24

Client Sample ID		IS1 (BCM)		IS2 (DFB)		IS3 (CBZ)	
		AREA #	RT #	AREA #	RT #	AREA #	RT #
01	Method Blank	116356	8.79	602785	10.53	247991	14.57
02	Lab Control Sample	126710	8.81	609269	10.54	261481	14.57
03	GM-SS-004-041916	119421	8.79	599383	10.54	250378	14.57
04	GM-SS-028-042016	120052	8.79	611823	10.54	250069	14.57
05	GM-SS-FD-028-042016	119756	8.79	613129	10.54	251156	14.57
06							
07							
08							
09							
10							
11							
12							
13							
14							
15							
16							
17							
18							
19							
20							

IS1 (BCM) = Bromochloromethane

IS2 (DFB) = 1,4-Difluorobenzene

IS3 (CBZ) = Chlorobenzene-d5

AREA UPPER LIMIT = 140% of internal standard area

AREA LOWER LIMIT = 60% of internal standard area

RT UPPER LIMIT = 0.33 minutes of internal standard RT

RT LOWER LIMIT = 0.33 minutes of internal standard RT

Column used to flag values outside QC limits with an I.

I = Internal standard not within the specified limits.

ALS ENVIRONMENTAL

RESULTS OF ANALYSIS

Page 1 of 1

Client: CH2M Hill

Client Sample ID: GM-IA-003-041916

Client Project ID: EPA Region 5/ Galen Myers Dump/Drum Salvage Superfund

ALS Project ID: P1602146

ALS Sample ID: P1602146-001

Test Code: EPA TO-15 SIM

Instrument ID: Tekmar AUTOCAN/Agilent 5973N/HP6890A/MS19

Analyst: Cory Lewis

Sample Type: 6.0 L Summa Canister

Test Notes:

Container ID: AC00748

Date Collected: 4/19/16

Date Received: 4/26/16

Date Analyzed: 4/28/16

Volume(s) Analyzed: 1.00 Liter(s)

Initial Pressure (psig): -5.35 Final Pressure (psig): 3.61

Canister Dilution Factor: 1.96

CAS #	Compound	Result µg/m ³	MRL µg/m ³	Result ppbV	MRL ppbV	Data Qualifier
75-01-4	Vinyl Chloride	ND	0.049	ND	0.019	
75-09-2	Methylene Chloride	0.84	0.20	0.24	0.056	
156-60-5	trans-1,2-Dichloroethene	ND	0.049	ND	0.012	
75-34-3	1,1-Dichloroethane	0.058	0.049	0.014	0.012	
156-59-2	cis-1,2-Dichloroethene	0.60	0.049	0.15	0.012	
71-55-6	1,1,1-Trichloroethane	0.48	0.049	0.088	0.0090	
79-01-6	Trichloroethene	2.5	0.049	0.46	0.0091	
127-18-4	Tetrachloroethene	0.62	0.049	0.091	0.0072	

ND = Compound was analyzed for, but not detected above the laboratory reporting limit.

MRL = Method Reporting Limit - The minimum quantity of a target analyte that can be confidently determined by the referenced method.

ALS ENVIRONMENTAL

RESULTS OF ANALYSIS

Page 1 of 1

Client: CH2M Hill
Client Sample ID: GM-IA-004-041916
Client Project ID: EPA Region 5/ Galen Myers Dump/Drum Salvage Superfund

ALS Project ID: P1602146
 ALS Sample ID: P1602146-002

Test Code: EPA TO-15 SIM
 Instrument ID: Tekmar AUTOCAN/Agilent 5973N/HP6890A/MS19
 Analyst: Cory Lewis
 Sample Type: 6.0 L Silonite Canister
 Test Notes:
 Container ID: AS00210

Date Collected: 4/19/16
 Date Received: 4/26/16
 Date Analyzed: 4/28/16
 Volume(s) Analyzed: 1.00 Liter(s)

Initial Pressure (psig): -4.94 Final Pressure (psig): 3.62

Canister Dilution Factor: 1.88

CAS #	Compound	Result µg/m ³	MRL µg/m ³	Result ppbV	MRL ppbV	Data Qualifier
75-01-4	Vinyl Chloride	ND	0.047	ND	0.018	
75-09-2	Methylene Chloride	0.85	0.19	0.25	0.054	
156-60-5	trans-1,2-Dichloroethene	ND	0.047	ND	0.012	
75-34-3	1,1-Dichloroethane	ND	0.047	ND	0.012	
156-59-2	cis-1,2-Dichloroethene	0.24	0.047	0.060	0.012	
71-55-6	1,1,1-Trichloroethane	1.2	0.047	0.23	0.0086	
79-01-6	Trichloroethene	1.1	0.047	0.21	0.0087	
127-18-4	Tetrachloroethene	0.52	0.047	0.077	0.0069	

ND = Compound was analyzed for, but not detected above the laboratory reporting limit.

MRL = Method Reporting Limit - The minimum quantity of a target analyte that can be confidently determined by the referenced method.

ALS ENVIRONMENTAL

RESULTS OF ANALYSIS

Page 1 of 1

Client: CH2M Hill
Client Sample ID: GM-CS-001-041916
Client Project ID: EPA Region 5/ Galen Myers Dump/Drum Salvage Superfund

ALS Project ID: P1602146
 ALS Sample ID: P1602146-003

Test Code: EPA TO-15 SIM
 Instrument ID: Tekmar AUTOCAN/Agilent 5973N/HP6890A/MS19
 Analyst: Cory Lewis
 Sample Type: 6.0 L Summa Canister
 Test Notes:
 Container ID: SC01688

Date Collected: 4/19/16
 Date Received: 4/26/16
 Date Analyzed: 4/28/16
 Volume(s) Analyzed: 1.00 Liter(s)

Initial Pressure (psig): -5.61 Final Pressure (psig): 3.68

Canister Dilution Factor: 2.02

CAS #	Compound	Result µg/m ³	MRL µg/m ³	Result ppbV	MRL ppbV	Data Qualifier
75-01-4	Vinyl Chloride	ND	0.051	ND	0.020	
75-09-2	Methylene Chloride	0.45	0.20	0.13	0.058	
156-60-5	trans-1,2-Dichloroethene	ND	0.051	ND	0.013	
75-34-3	1,1-Dichloroethane	ND	0.051	ND	0.012	
156-59-2	cis-1,2-Dichloroethene	ND	0.051	ND	0.013	
71-55-6	1,1,1-Trichloroethane	0.085	0.051	0.016	0.0093	
79-01-6	Trichloroethene	ND	0.051	ND	0.0094	
127-18-4	Tetrachloroethene	3.4	0.051	0.50	0.0075	

ND = Compound was analyzed for, but not detected above the laboratory reporting limit.

MRL = Method Reporting Limit - The minimum quantity of a target analyte that can be confidently determined by the referenced method.

ALS ENVIRONMENTAL

RESULTS OF ANALYSIS

Page 1 of 1

Client: CH2M Hill

Client Sample ID: GM-CS-002-041916

Client Project ID: EPA Region 5/ Galen Myers Dump/Drum Salvage Superfund

ALS Project ID: P1602146

ALS Sample ID: P1602146-004

Test Code: EPA TO-15 SIM

Date Collected: 4/19/16

Instrument ID: Tekmar AUTOCAN/Agilent 5973N/HP6890A/MS19

Date Received: 4/26/16

Analyst: Cory Lewis

Date Analyzed: 4/28/16

Sample Type: 6.0 L Summa Canister

Volume(s) Analyzed: 1.00 Liter(s)

Test Notes:

Container ID: SC01678

Initial Pressure (psig): -4.73 Final Pressure (psig): 3.62

Canister Dilution Factor: 1.84

CAS #	Compound	Result µg/m ³	MRL µg/m ³	Result ppbV	MRL ppbV	Data Qualifier
75-01-4	Vinyl Chloride	ND	0.046	ND	0.018	
75-09-2	Methylene Chloride	0.46	0.18	0.13	0.053	
156-60-5	trans-1,2-Dichloroethene	ND	0.046	ND	0.012	
75-34-3	1,1-Dichloroethane	ND	0.046	ND	0.011	
156-59-2	cis-1,2-Dichloroethene	ND	0.046	ND	0.012	
71-55-6	1,1,1-Trichloroethane	0.10	0.046	0.018	0.0084	
79-01-6	Trichloroethene	ND	0.046	ND	0.0086	
127-18-4	Tetrachloroethene	3.2	0.046	0.47	0.0068	

ND = Compound was analyzed for, but not detected above the laboratory reporting limit.

MRL = Method Reporting Limit - The minimum quantity of a target analyte that can be confidently determined by the referenced method.

ALS ENVIRONMENTAL

RESULTS OF ANALYSIS

Page 1 of 1

Client: CH2M Hill

Client Sample ID: GM-IA-002-041916

Client Project ID: EPA Region 5/ Galen Myers Dump/Drum Salvage Superfund

ALS Project ID: P1602146

ALS Sample ID: P1602146-008

Test Code: EPA TO-15 SIM

Instrument ID: Tekmar AUTOCAN/Agilent 5973N/HP6890A/MS19

Analyst: Cory Lewis

Sample Type: 6.0 L Summa Canister

Test Notes:

Container ID: AC02129

Date Collected: 4/19/16

Date Received: 4/26/16

Date Analyzed: 4/28/16

Volume(s) Analyzed: 1.00 Liter(s)

Initial Pressure (psig): -7.38 Final Pressure (psig): 3.57

Canister Dilution Factor: 2.50

CAS #	Compound	Result µg/m ³	MRL µg/m ³	Result ppbV	MRL ppbV	Data Qualifier
75-01-4	Vinyl Chloride	ND	0.063	ND	0.024	
75-09-2	Methylene Chloride	0.45	0.25	0.13	0.072	
156-60-5	trans-1,2-Dichloroethene	ND	0.063	ND	0.016	
75-34-3	1,1-Dichloroethane	ND	0.063	ND	0.015	
156-59-2	cis-1,2-Dichloroethene	ND	0.063	ND	0.016	
71-55-6	1,1,1-Trichloroethane	0.097	0.063	0.018	0.011	
79-01-6	Trichloroethene	ND	0.063	ND	0.012	
127-18-4	Tetrachloroethene	1.7	0.063	0.25	0.0092	

ND = Compound was analyzed for, but not detected above the laboratory reporting limit.

MRL = Method Reporting Limit - The minimum quantity of a target analyte that can be confidently determined by the referenced method.

ALS ENVIRONMENTAL

RESULTS OF ANALYSIS

Page 1 of 1

Client: CH2M Hill
Client Sample ID: Method Blank
Client Project ID: EPA Region 5/ Galen Myers Dump/Drum Salvage Superfund

ALS Project ID: P1602146
 ALS Sample ID: P160428-MB

Test Code: EPA TO-15 SIM
 Instrument ID: Tekmar AUTOCAN/Agilent 5973N/HP6890A/MS19
 Analyst: Cory Lewis
 Sample Type: 6.0 L Summa Canister
 Test Notes:

Date Collected: NA
 Date Received: NA
 Date Analyzed: 4/28/16
 Volume(s) Analyzed: 1.00 Liter(s)

Canister Dilution Factor: 1.00

CAS #	Compound	Result µg/m ³	MRL µg/m ³	Result ppbV	MRL ppbV	Data Qualifier
75-01-4	Vinyl Chloride	ND	0.025	ND	0.0098	
75-09-2	Methylene Chloride	ND	0.10	ND	0.029	
156-60-5	trans-1,2-Dichloroethene	ND	0.025	ND	0.0063	
75-34-3	1,1-Dichloroethane	ND	0.025	ND	0.0062	
156-59-2	cis-1,2-Dichloroethene	ND	0.025	ND	0.0063	
71-55-6	1,1,1-Trichloroethane	ND	0.025	ND	0.0046	
79-01-6	Trichloroethene	ND	0.025	ND	0.0047	
127-18-4	Tetrachloroethene	ND	0.025	ND	0.0037	

ND = Compound was analyzed for, but not detected above the laboratory reporting limit.

MRL = Method Reporting Limit - The minimum quantity of a target analyte that can be confidently determined by the referenced method.

ALS ENVIRONMENTAL

SURROGATE SPIKE RECOVERY RESULTS

Page 1 of 1

Client: CH2M Hill
Client Project ID: EPA Region 5/ Galen Myers Dump/Drum Salvage Superfund ALS Project ID: P1602146

Test Code: EPA TO-15 SIM
Instrument ID: Tekmar AUTOCAN/Agilent 5973N/HP6890A/MS19 **Date(s) Collected:** 4/19/16
Analyst: Cory Lewis **Date(s) Received:** 4/26/16
Sample Type: 6.0 L Summa Canister(s) **Date(s) Analyzed:** 4/28/16
Test Notes:

Client Sample ID	ALS Sample ID	1,2-Dichloroethane-d4	Toluene-d8	Bromofluorobenzene	Acceptance Limits	Data Qualifier
		% Recovered	% Recovered	% Recovered		
Method Blank	P160428-MB	104	104	93	70-130	
Lab Control Sample	P160428-LCS	105	98	98	70-130	
GM-IA-003-041916	P1602146-001	90	101	129	70-130	
GM-IA-004-041916	P1602146-002	91	101	128	70-130	
GM-CS-001-041916	P1602146-003	95	100	132	70-130	S
GM-CS-002-041916	P1602146-004	99	100	132	70-130	S
GM-IA-002-041916	P1602146-008	91	100	130	70-130	

Surrogate percent recovery is verified and accepted based on the on-column result.

Reported results are shown in concentration units and as a result of the calculation, may vary slightly from the on-column percent recovery.

S = Surrogate recovery not within specified limits.

ALS ENVIRONMENTAL

LABORATORY CONTROL SAMPLE SUMMARY

Page 1 of 1

Client:	CH2M Hill	ALS Project ID: P1602146
Client Sample ID:	Lab Control Sample	ALS Sample ID: P160428-LCS
Client Project ID:	EPA Region 5/ Galen Myers Dump/Drum Salvage Superfund	
Test Code:	EPA TO-15 SIM	Date Collected: NA
Instrument ID:	Tekmar AUTOCAN/Agilent 5973N/HP6890A/MS19	Date Received: NA
Analyst:	Cory Lewis	Date Analyzed: 4/28/16
Sample Type:	6.0 L Summa Canister	Volume(s) Analyzed: 0.125 Liter(s)
Test Notes:		

CAS #	Compound	Spike Amount <small>µg/m³</small>	Result <small>µg/m³</small>	% Recovery	ALS Acceptance Limits	Data Qualifier
75-01-4	Vinyl Chloride	4.00	3.80	95	64-118	
75-09-2	Methylene Chloride	4.44	4.13	93	65-112	
156-60-5	trans-1,2-Dichloroethene	4.20	3.87	92	70-115	
75-34-3	1,1-Dichloroethane	4.24	3.98	94	66-117	
156-59-2	cis-1,2-Dichloroethene	4.36	4.17	96	72-115	
71-55-6	1,1,1-Trichloroethane	4.20	3.82	91	69-113	
79-01-6	Trichloroethene	4.32	3.50	81	70-112	
127-18-4	Tetrachloroethene	4.04	3.43	85	67-114	

Laboratory Control Sample percent recovery is verified and accepted based on the on-column result. Reported results are shown in concentration units and as a result of the calculation, may vary slightly.

ALS ENVIRONMENTAL

RESULTS OF ANALYSIS

Page 1 of 1

Client: CH2M Hill

Client Project ID: EPA Region 5/ Galen Myers Dump/Drum Salvage Superfund

ALS Project ID: P1602146

Internal Standard Area and RT Summary

Test Code: EPA TO-15 SIM

Instrument ID: Tekmar AUTOCAN/Agilent 5975Cinert/7890A/MS19

Lab File ID: 04281602.D

Analyst: Cory Lewis

Date Analyzed: 4/28/16

Sample Type: 6.0 L Summa Canister(s)

Time Analyzed: 08:49

Test Notes:

	IS1 (BCM)		IS2 (DFB)		IS3 (CBZ)						
	AREA	#	RT	#	AREA	#	RT	#			
24 Hour Standard	18647		9.75		99523		11.70		20543		16.05
Upper Limit	26106		10.08		139332		12.03		28760		16.38
Lower Limit	11188		9.42		59714		11.37		12326		15.72

Client Sample ID		IS1 (BCM)	IS2 (DFB)	IS3 (CBZ)
01	Method Blank	17984	9.77	88771 11.71 19963 16.05
02	Lab Control Sample	18238	9.75	98027 11.70 20112 16.05
03	GM-IA-003-041916	25245	9.75	133648 11.71 26706 16.05
04	GM-IA-004-041916	25318	9.75	133198 11.71 27212 16.05
05	GM-CS-001-041916	23738	9.76	125066 11.71 25089 16.05
06	GM-CS-002-041916	21612	9.77	115550 11.72 23023 16.05
07	GM-IA-002-041916	21957	9.75	116484 11.71 22806 16.05
08				
09				
10				
11				
12				
13				
14				
15				
16				
17				
18				
19				
20				

IS1 (BCM) = Bromochloromethane

IS2 (DFB) = 1,4-Difluorobenzene

IS3 (CBZ) = Chlorobenzene-d5

AREA UPPER LIMIT = 140% of internal standard area

AREA LOWER LIMIT = 60% of internal standard area

RT UPPER LIMIT = 0.33 minutes of internal standard RT

RT LOWER LIMIT = 0.33 minutes of internal standard RT

Column used to flag values outside QC limits with an I.

I = Internal standard not within the specified limits. See case narrative.

Data File: I:\MS08\Data\2016 04\28\04281640.D

Acq On : 29 Apr 2016 4:50 Operator: WA

Sample : P1602146-005 (1000mL)

Misc : S29-04131602

ALS Vial : 11 Sample Multiplier: 1

Quant Time: May 02 15:28:02 2016

Quant Method : I:\MS08\Methods\R8032916.M

Quant Title : EPA TO-15 per SOP VOA-TO15 (CASS TO-15/GC-MS)

QLast Update : Tue Mar 29 13:08:11 2016

Response via : Initial Calibration

DataAcq Meth:TO15.M

IDA 5/2/16

Internal Standards	R.T.	QIon	Response	Conc	Units	Dev(Min)
1) Bromochloromethane (IS1)	8.79	130	119421	12.500	ng	-0.04
37) 1,4-Difluorobenzene (IS2)	10.54	114	599383	12.500	ng	-0.02
56) Chlorobenzene-d5 (IS3)	14.57	82	250378	12.500	ng	-0.01

System Monitoring Compounds

33) 1,2-Dichloroethane-d4(...)	9.48	65	171522	12.854	ng	-0.03
Spiked Amount	12.500	Range	70 - 130	Recovery	=	102.80%
57) Toluene-d8 (SS2)	12.77	98	571726	11.814	ng	-0.01
Spiked Amount	12.500	Range	70 - 130	Recovery	=	94.48%
73) Bromofluorobenzene (SS3)	16.07	174	263415	12.767	ng	0.00
Spiked Amount	12.500	Range	70 - 130	Recovery	=	102.16%

Target Compounds

						Qvalue
2) Propene	3.90	42	3938	N.D.		
3) Dichlorodifluoromethan...	4.01	85	190033	8.917	ng	99
4) Chloromethane	4.17	50	2833	N.D.		
5) 1,2-Dichloro-1,1,2,2-t...	4.32	135	903	N.D.		
6) Vinyl Chloride	4.50	62	1586	N.D.		
7) 1,3-Butadiene	4.60	54	1458	N.D.		
8) Bromomethane	4.97	94	1329	N.D.		
9) Chloroethane	0.00	64	0	N.D.	d	
10) Ethanol	5.36	45	38371	4.823	ng	98
11) Acetonitrile	0.00	41	0	N.D.	d	
12) Acrolein	0.00	56	0	N.D.	d	
13) Acetone	5.86	58	120338	13.734	ng	91
14) Trichlorofluoromethane	6.02	101	16327	0.870	ng	80
15) 2-Propanol (Isopropanol)	6.14	45	34392	1.311	ng	98
16) Acrylonitrile	6.34	53	507	N.D.		
17) 1,1-Dichloroethene	0.00	96	0	N.D.		
18) 2-Methyl-2-Propanol (t...	0.00	59	0	N.D.	d	
19) Methylene Chloride	6.79	84	3083	N.D.		
20) 3-Chloro-1-propene (Al...	6.85	41	1371	N.D.		
21) Trichlorotrifluoroethane	7.08	151	3919	N.D.		
22) Carbon Disulfide	7.05	76	42664	0.936	ng	97
23) trans-1,2-Dichloroethene	7.89	61	3488	N.D.		
24) 1,1-Dichloroethane	0.00	63	0	N.D.		
25) Methyl tert-Butyl Ether	7.89	73	1303	N.D.		
26) Vinyl Acetate	8.00	86	3378	1.240	ng	# 33
27) 2-Butanone (MEK)	8.25	72	11562	1.301	ng	# 1
28) cis-1,2-Dichloroethene	8.65	61	1594	N.D.		
29) Diisopropyl Ether	8.85	87	566	N.D.		
30) Ethyl Acetate	8.85	61	26498	7.802	ng	93
31) n-Hexane	8.86	57	12717	0.731	ng	97
32) Chloroform	8.91	83	2458	N.D.		
34) Tetrahydrofuran (THF)	9.29	72	2745	N.D.		
35) Ethyl tert-Butyl Ether	0.00	87	0	N.D.		
36) 1,2-Dichloroethane	9.58	62	581	N.D.		
38) 1,1,1-Trichloroethane	9.82	97	1632	N.D.		
39) Isopropyl Acetate	10.14	61	860	N.D.		
40) 1-Butanol	0.00	56	0	N.D.	d	
41) Benzene	10.23	78	23640	0.544	ng	95
42) Carbon Tetrachloride	10.37	117	3596	N.D.		
43) Cyclohexane	10.48	84	50619	2.671	ng	97
44) tert-Amyl Methyl Ether	10.71	73	2696	N.D.		
45) 1,2-Dichloropropane	0.00	63	0	N.D.		
46) Bromodichloromethane	11.14	83	1105	N.D.		
47) Trichloroethene	11.17	130	4953	N.D.		
48) 1,4-Dioxane	11.16	88	3821	N.D.		
49) 2,2,4-Trimethylpentane...	0.00	57	0	N.D.	d	

Data File: I:\MS08\Data\2016 04\28\04281640.D

Acq On : 29 Apr 2016 4:50 Operator: WA
 Sample : P1602146-005 (1000mL)
 Misc : S29-04131602
 ALS Vial : 11 Sample Multiplier: 1

Quant Time: May 02 15:28:02 2016
 Quant Method : I:\MS08\Methods\R8032916.M
 Quant Title : EPA TO-15 per SOP VOA-TO15 (CASS TO-15/GC-MS)
 QLast Update : Tue Mar 29 13:08:11 2016
 Response via : Initial Calibration
 DataAcq Meth:TO15.M

Internal Standards	R.T.	QIon	Response	Conc	Units	Dev(Min)
50) Methyl Methacrylate	11.35	100	532		N.D.	
51) n-Heptane	11.45	71	18082	1.632	ng	98
52) cis-1,3-Dichloropropene	0.00	75	0		N.D.	
53) 4-Methyl-2-pentanone	11.97	58	6481	0.670	ng	97
54) trans-1,3-Dichloropropene	0.00	75	0		N.D.	
55) 1,1,2-Trichloroethane	12.51	97	589		N.D.	
58) Toluene	12.86	91	268540	4.639	ng	100
59) 2-Hexanone	0.00	43	0		N.D. d	
60) Dibromochloromethane	0.00	129	0		N.D.	
61) 1,2-Dibromoethane	0.00	107	0		N.D.	
62) n-Butyl Acetate	13.67	43	28209	1.183	ng #	72
63) n-Octane	13.80	57	16709	1.695	ng	95
64) Tetrachloroethene	13.95	166	13621	0.818	ng	99
65) Chlorobenzene	0.00	112	0		N.D. d	
66) Ethylbenzene	14.99	91	151260	2.738	ng	98
67) m- & p-Xylenes	15.16	91	490811	11.163	ng	100
68) Bromoform	0.00	173	0		N.D.	
69) Styrene	15.53	104	95476	2.869	ng	96
70) o-Xylene	15.64	91	250257	5.416	ng	99
71) n-Nonane	15.85	43	72172	3.191	ng	98
72) 1,1,2,2-Tetrachloroethane	15.64	83	2630		N.D.	
74) Cumene	16.21	105	30780	0.495	ng	98
75) alpha-Pinene	16.59	93	50985	1.699	ng	92
76) n-Propylbenzene	16.70	91	47803	0.669	ng	91
77) 3-Ethyltoluene	0.00	105	0		N.D. d	
78) 4-Ethyltoluene	16.84	105	50497	0.878	ng	99
79) 1,3,5-Trimethylbenzene	16.91	105	39317	0.783	ng	98
80) alpha-Methylstyrene	17.06	118	2637		N.D.	
81) 2-Ethyltoluene	0.00	105	0		N.D. d	
82) 1,2,4-Trimethylbenzene	17.31	105	127512	2.562	ng	88
83) n-Decane	0.00	57	0		N.D. d	
84) Benzyl Chloride	17.47	91	981		N.D.	
85) 1,3-Dichlorobenzene	17.52	146	4440		N.D.	
86) 1,4-Dichlorobenzene	17.52	146	4440		N.D.	
87) sec-Butylbenzene	17.56	105	8506		N.D.	
88) 4-Isopropyltoluene (p-...	17.72	119	12952		N.D.	
89) 1,2,3-Trimethylbenzene	0.00	105	0		N.D. d	
90) 1,2-Dichlorobenzene	0.00	146	0		N.D.	
91) d-Limonene	17.85	68	196873	11.266	ng	99
92) 1,2-Dibromo-3-Chloropr...	0.00	157	0		N.D.	
93) n-Undecane	0.00	57	0		N.D. d	
94) 1,2,4-Trichlorobenzene	0.00	180	0		N.D.	
95) Naphthalene	19.57	128	28416		N.D.	
96) n-Dodecane	0.00	57	0		N.D. d	
97) Hexachlorobutadiene	0.00	225	0		N.D.	
98) Cyclohexanone	0.00	55	0		N.D. d	
99) tert-Butylbenzene	17.31	119	16265		N.D.	
100) n-Butylbenzene	18.10	91	13177		N.D.	

(#) = qualifier out of range (m) = manual integration (+) = signals summed

Data File: I:\MS08\Data\2016 04\28\04281640.D

Acq On : 29 Apr 2016 4:50

Operator: WA

Sample : P1602146-005 (1000mL)

Misc : S29-04131602

ALS Vial : 11 Sample Multiplier: 1

Quant Time: May 02 15:28:02 2016


Quant Method : I:\MS08\Methods\R8032916.M

Quant Title : EPA TO-15 per SOP VOA-TO15 (CASS TO-15/GC-MS)

QLast Update : Tue Mar 29 13:08:11 2016

Response via : Initial Calibration

DataAcq Meth:TO15.M



26 of 199

Data File: I:\MS08\Data\2016 04\28\04281640.D

Acq On : 29 Apr 2016 4:50

Operator: WA

Sample : P1602146-005 (1000mL)

Misc : S29-04131602

ALS Vial : 11 Sample Multiplier: 1

Quant Time: Apr 29 06:39:03 2016

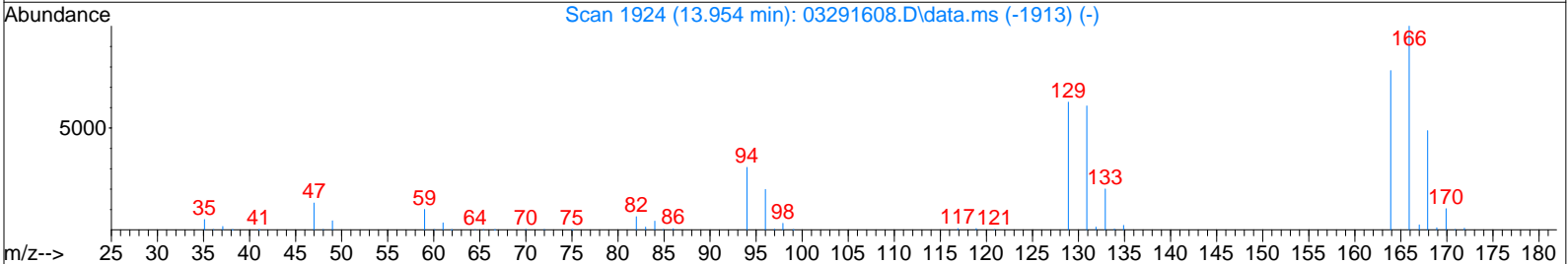
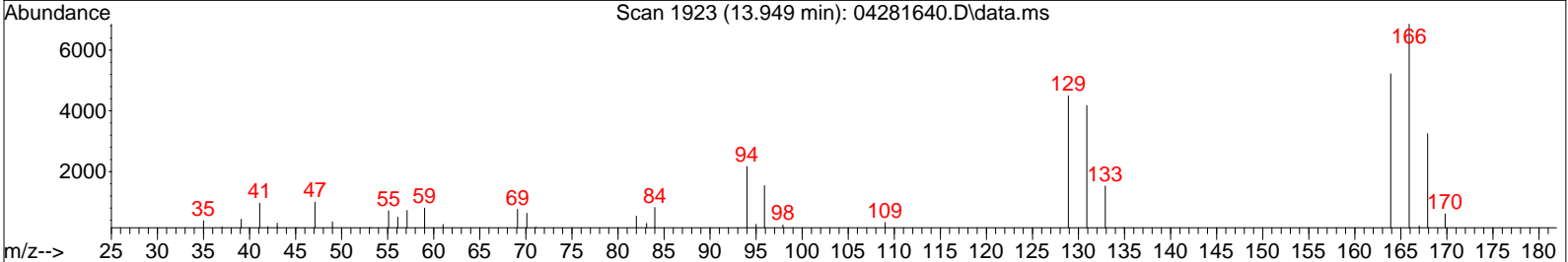
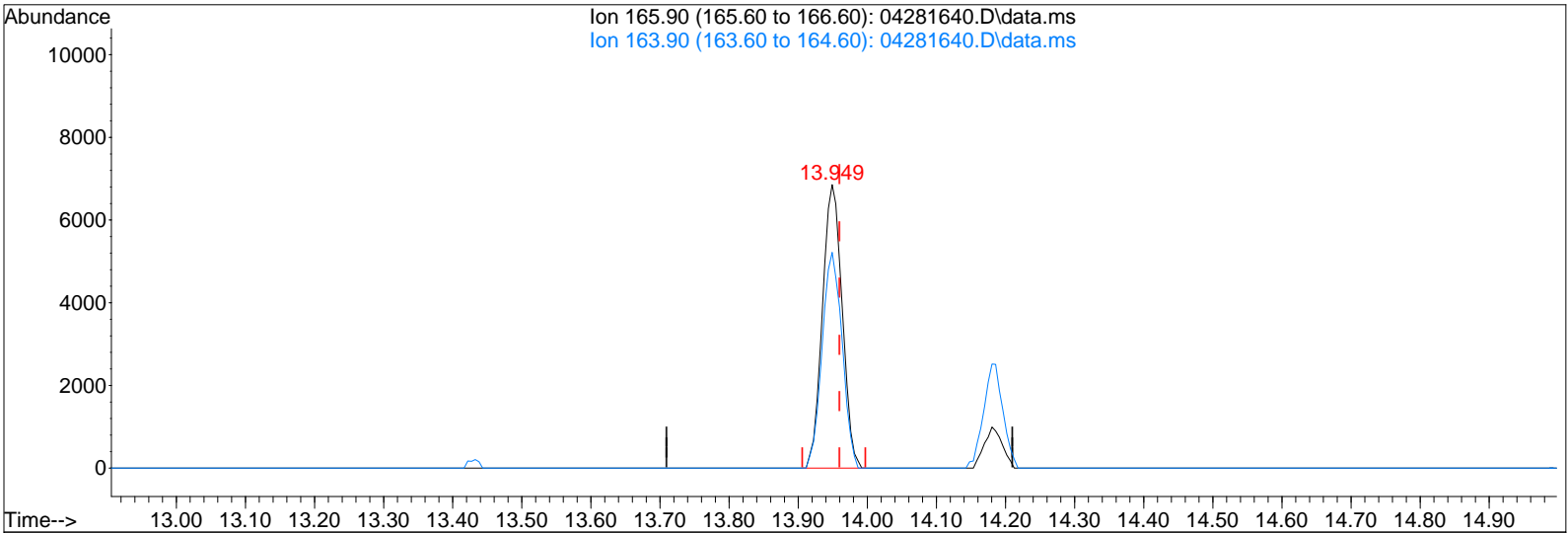
Quant Method : I:\MS08\Methods\R8032916.M

Quant Title : EPA TO-15 per SOP VOA-TO15 (CASS TO-15/GC-MS)

QLast Update : Tue Mar 29 13:08:11 2016

Response via : Initial Calibration

DataAcq Meth:TO15.M



TIC: 04281640.D\data.ms

(64) Tetrachloroethene (T)

13.949min (-0.011) 0.82ng

response 13621

Ion	Exp%	Act%
165.90	100	100
163.90	78.00	77.23
0.00	0.00	0.00
0.00	0.00	0.00

Data File: I:\MS08\Data\2016 04\28\04281641.D

Acq On : 29 Apr 2016 5:22
 Sample : P1602146-006 (1000mL)
 Misc : S29-04131602
 ALS Vial : 13 Sample Multiplier: 1

Operator: WA

Quant Time: May 02 15:29:35 2016

Quant Method : I:\MS08\Methods\R8032916.M

Quant Title : EPA TO-15 per SOP VOA-TO15 (CASS TO-15/GC-MS)

QLast Update : Tue Mar 29 13:08:11 2016

Response via : Initial Calibration

5/2/16

DataAcq Meth:TO15.M

Internal Standards	R.T.	QIon	Response	Conc	Units	Dev(Min)
1) Bromochloromethane (IS1)	8.79	130	120052	12.500	ng	-0.04
37) 1,4-Difluorobenzene (IS2)	10.54	114	611823	12.500	ng	-0.02
56) Chlorobenzene-d5 (IS3)	14.57	82	250069	12.500	ng	-0.01

System Monitoring Compounds

33) 1,2-Dichloroethane-d4(...)	9.48	65	171964	12.820	ng	-0.03
Spiked Amount	12.500	Range	70 - 130	Recovery	=	102.56%
57) Toluene-d8 (SS2)	12.77	98	581746	12.036	ng	-0.01
Spiked Amount	12.500	Range	70 - 130	Recovery	=	96.32%
73) Bromofluorobenzene (SS3)	16.07	174	264711	12.846	ng	0.00
Spiked Amount	12.500	Range	70 - 130	Recovery	=	102.80%

Target Compounds

						Qvalue
2) Propene	3.88	42	25204	2.351	ng	95
3) Dichlorodifluoromethan...	3.99	85	26880	1.255	ng	98
4) Chloromethane	4.23	50	1783	N.D.		
5) 1,2-Dichloro-1,1,2,2-t...	4.36	135	685	N.D.		
6) Vinyl Chloride	4.32	62	2164	N.D.		
7) 1,3-Butadiene	0.00	54	0	N.D.		
8) Bromomethane	5.03	94	693	N.D.		
9) Chloroethane	0.00	64	0	N.D.		
10) Ethanol	5.37	45	313502	39.194	ng	99
11) Acetonitrile	5.58	41	4742	N.D.		
12) Acrolein	5.71	56	1986	N.D.		
13) Acetone	5.84	58	146218	16.599	ng	97
14) Trichlorofluoromethane	6.01	101	11225	0.595	ng	98
15) 2-Propanol (Isopropanol)	6.13	45	145364	5.513	ng	98
16) Acrylonitrile	6.50	53	435	N.D.		
17) 1,1-Dichloroethene	0.00	96	0	N.D.		
18) 2-Methyl-2-Propanol (t...	6.74	59	10923	N.D.		
19) Methylene Chloride	6.78	84	2556	N.D.		
20) 3-Chloro-1-propene (Al...	6.74	41	1830	N.D.		
21) Trichlorotrifluoroethane	7.06	151	2723	N.D.		
22) Carbon Disulfide	7.04	76	46417	1.013	ng	97
23) trans-1,2-Dichloroethene	0.00	61	0	N.D.	d	
24) 1,1-Dichloroethane	0.00	63	0	N.D.		
25) Methyl tert-Butyl Ether	7.89	73	3026	N.D.		
26) Vinyl Acetate	8.00	86	2282	0.833	ng	# 68
27) 2-Butanone (MEK)	8.24	72	21750	2.434	ng	# 80
28) cis-1,2-Dichloroethene	0.00	61	0	N.D.	d	
29) Diisopropyl Ether	0.00	87	0	N.D.		
30) Ethyl Acetate	8.85	61	18688	5.474	ng	96
31) n-Hexane	8.86	57	4993	N.D.		
32) Chloroform	8.91	83	1635	N.D.		
34) Tetrahydrofuran (THF)	9.26	72	31719	4.507	ng	98
35) Ethyl tert-Butyl Ether	0.00	87	0	N.D.		
36) 1,2-Dichloroethane	0.00	62	0	N.D.		
38) 1,1,1-Trichloroethane	9.82	97	5004	N.D.		
39) Isopropyl Acetate	10.20	61	972	N.D.		
40) 1-Butanol	0.00	56	0	N.D.	d	
41) Benzene	10.23	78	6834	N.D.		
42) Carbon Tetrachloride	10.37	117	1053	N.D.		
43) Cyclohexane	10.48	84	11937	0.617	ng	97
44) tert-Amyl Methyl Ether	0.00	73	0	N.D.		
45) 1,2-Dichloropropane	0.00	63	0	N.D.		
46) Bromodichloromethane	11.17	83	2756	N.D.		
47) Trichloroethene	11.17	130	201454	14.752	ng	100
48) 1,4-Dioxane	0.00	88	0	N.D.		
49) 2,2,4-Trimethylpentane...	11.22	57	17952	N.D.		

Data File: I:\MS08\Data\2016 04\28\04281641.D

Acq On : 29 Apr 2016 5:22 Operator: WA
 Sample : P1602146-006 (1000mL)
 Misc : S29-04131602
 ALS Vial : 13 Sample Multiplier: 1

Quant Time: May 02 15:29:35 2016
 Quant Method : I:\MS08\Methods\R8032916.M
 Quant Title : EPA TO-15 per SOP VOA-TO15 (CASS TO-15/GC-MS)
 QLast Update : Tue Mar 29 13:08:11 2016
 Response via : Initial Calibration
 DataAcq Meth:TO15.M

Internal Standards	R.T.	QIon	Response	Conc	Units	Dev(Min)
50) Methyl Methacrylate	11.45	100	1578	N.D.		
51) n-Heptane	11.45	71	4326	N.D.		
52) cis-1,3-Dichloropropene	0.00	75	0	N.D.		
53) 4-Methyl-2-pentanone	11.97	58	2167	N.D.		
54) trans-1,3-Dichloropropene	0.00	75	0	N.D.		
55) 1,1,2-Trichloroethane	0.00	97	0	N.D.		
58) Toluene	12.86	91	106666	1.845	ng	99
59) 2-Hexanone	13.08	43	7881	N.D.		
60) Dibromochloromethane	0.00	129	0	N.D.		
61) 1,2-Dibromoethane	0.00	107	0	N.D.		
62) n-Butyl Acetate	13.67	43	15587	0.655	ng	85
63) n-Octane	13.80	57	5943	0.604	ng	92
64) Tetrachloroethene	13.95	166	60084	3.613	ng	100
65) Chlorobenzene	14.64	112	9890	N.D.		
66) Ethylbenzene	14.99	91	56812	1.030	ng	98
67) m- & p-Xylenes	15.16	91	195450	4.451	ng	100
68) Bromoform	0.00	173	0	N.D.		
69) Styrene	15.53	104	34744	1.045	ng	96
70) o-Xylene	15.64	91	99823	2.163	ng	100
71) n-Nonane	15.85	43	32620	1.444	ng	98
72) 1,1,2,2-Tetrachloroethane	15.64	83	1295	N.D.		
74) Cumene	16.21	105	14056	N.D.		
75) alpha-Pinene	16.59	93	20598	0.687	ng	97
76) n-Propylbenzene	16.70	91	25313	N.D.		
77) 3-Ethyltoluene	0.00	105	0	N.D.	d	
78) 4-Ethyltoluene	16.84	105	29026	0.506	ng	100
79) 1,3,5-Trimethylbenzene	16.91	105	22112	N.D.		
80) alpha-Methylstyrene	17.06	118	1226	N.D.		
81) 2-Ethyltoluene	17.10	105	21077	N.D.		
82) 1,2,4-Trimethylbenzene	17.31	105	78423	1.578	ng	87
83) n-Decane	0.00	57	0	N.D.	d	
84) Benzyl Chloride	17.47	91	571	N.D.		
85) 1,3-Dichlorobenzene	17.52	146	2008	N.D.		
86) 1,4-Dichlorobenzene	17.52	146	2008	N.D.		
87) sec-Butylbenzene	17.56	105	5412	N.D.		
88) 4-Isopropyltoluene (p-...	17.72	119	7942	N.D.		
89) 1,2,3-Trimethylbenzene	17.71	105	19651	N.D.		
90) 1,2-Dichlorobenzene	0.00	146	0	N.D.		
91) d-Limonene	17.85	68	74874	4.290	ng	99
92) 1,2-Dibromo-3-Chloropr...	0.00	157	0	N.D.		
93) n-Undecane	0.00	57	0	N.D.	d	
94) 1,2,4-Trichlorobenzene	0.00	180	0	N.D.		
95) Naphthalene	19.57	128	19946	N.D.		
96) n-Dodecane	0.00	57	0	N.D.	d	
97) Hexachlorobutadiene	0.00	225	0	N.D.		
98) Cyclohexanone	0.00	55	0	N.D.	d	
99) tert-Butylbenzene	17.31	119	9419	N.D.		
100) n-Butylbenzene	18.11	91	8216	N.D.		

(#) = qualifier out of range (m) = manual integration (+) = signals summed

Data File: I:\MS08\Data\2016 04\28\04281641.D

Acq On : 29 Apr 2016 5:22

Operator: WA

Sample : P1602146-006 (1000mL)

Misc : S29-04131602

ALS Vial : 13 Sample Multiplier: 1

Quant Time: May 02 15:29:35 2016

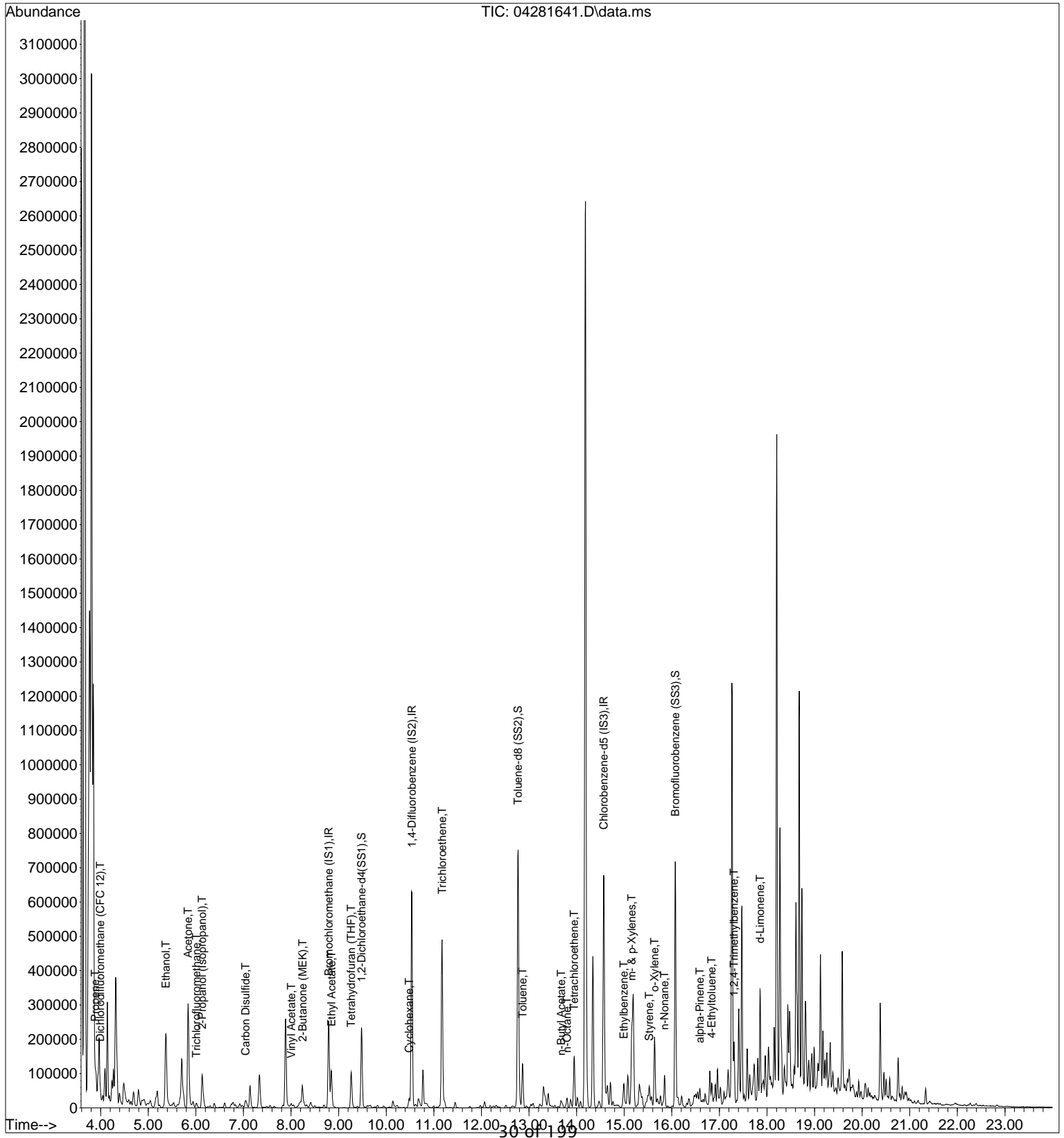
Quant Method : I:\MS08\Methods\R8032916.M

Quant Title : EPA TO-15 per SOP VOA-TO15 (CASS TO-15/GC-MS)

QLast Update : Tue Mar 29 13:08:11 2016

Response via : Initial Calibration

DataAcq Meth:TO15.M



Data File: I:\MS08\Data\2016 04\28\04281641.D

Acq On : 29 Apr 2016 5:22

Operator: WA

Sample : P1602146-006 (1000mL)

Misc : S29-04131602

ALS Vial : 13 Sample Multiplier: 1

Quant Time: Apr 29 06:39:05 2016

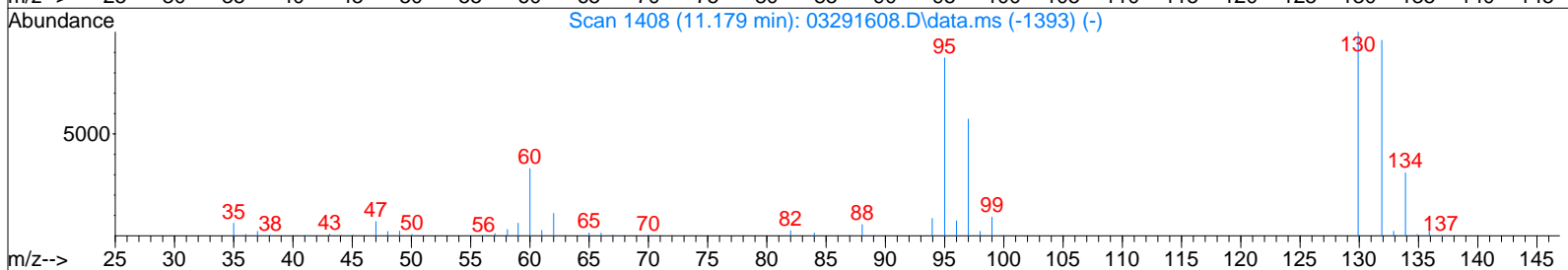
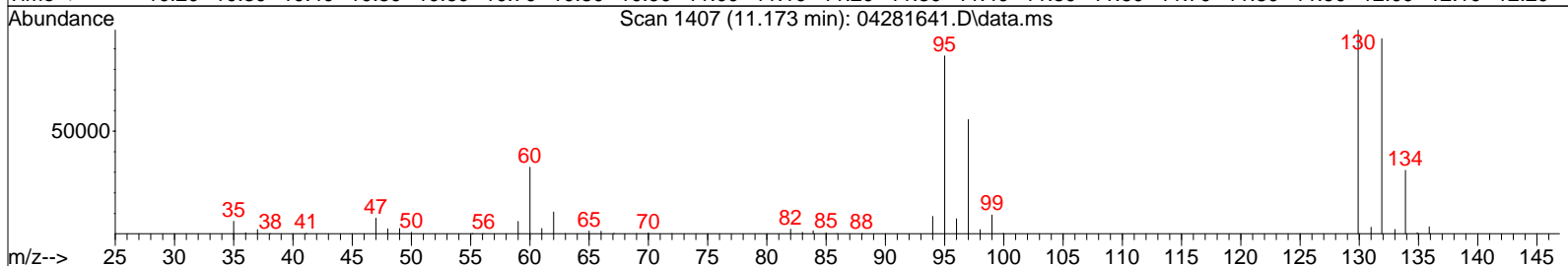
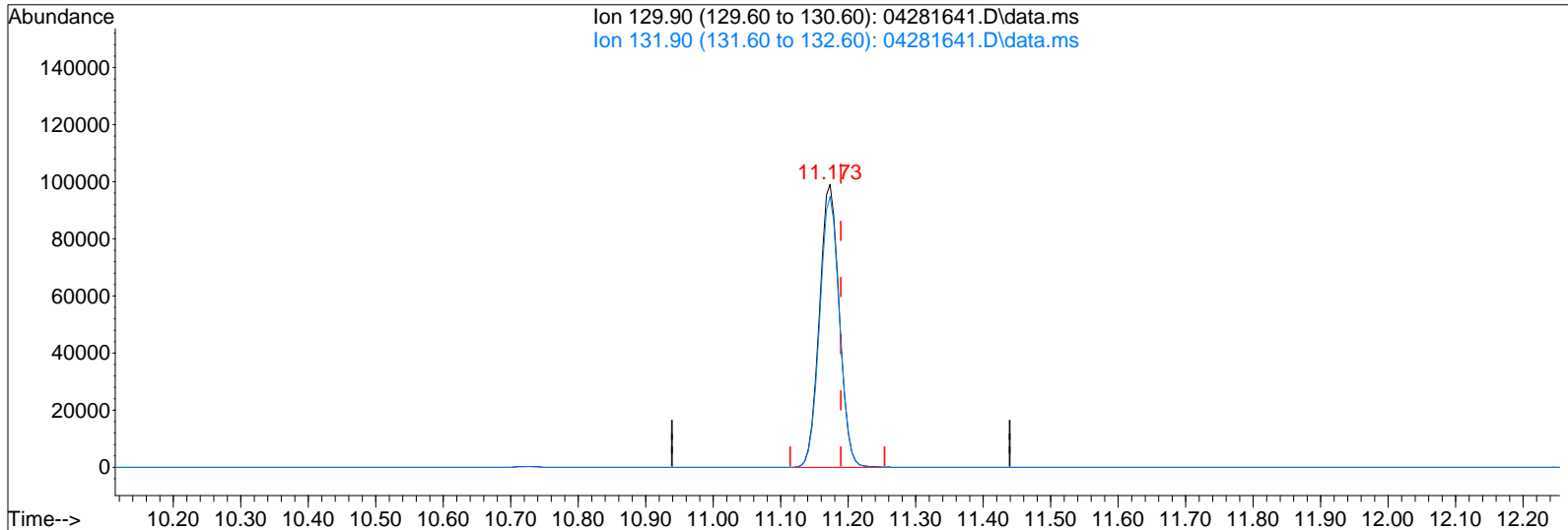
Quant Method : I:\MS08\Methods\R8032916.M

Quant Title : EPA TO-15 per SOP VOA-TO15 (CASS TO-15/GC-MS)

QLast Update : Tue Mar 29 13:08:11 2016

Response via : Initial Calibration

DataAcq Meth:TO15.M



TIC: 04281641.D\data.ms

(47) Trichloroethene (T)
11.173min (-0.016) 14.75ng

response 201454

Ion	Exp%	Act%
129.90	100	100
131.90	96.10	95.94
0.00	0.00	0.00
0.00	0.00	0.00

Data File: I:\MS08\Data\2016 04\28\04281641.D

Acq On : 29 Apr 2016 5:22

Operator: WA

Sample : P1602146-006 (1000mL)

Misc : S29-04131602

ALS Vial : 13 Sample Multiplier: 1

Quant Time: Apr 29 06:39:05 2016

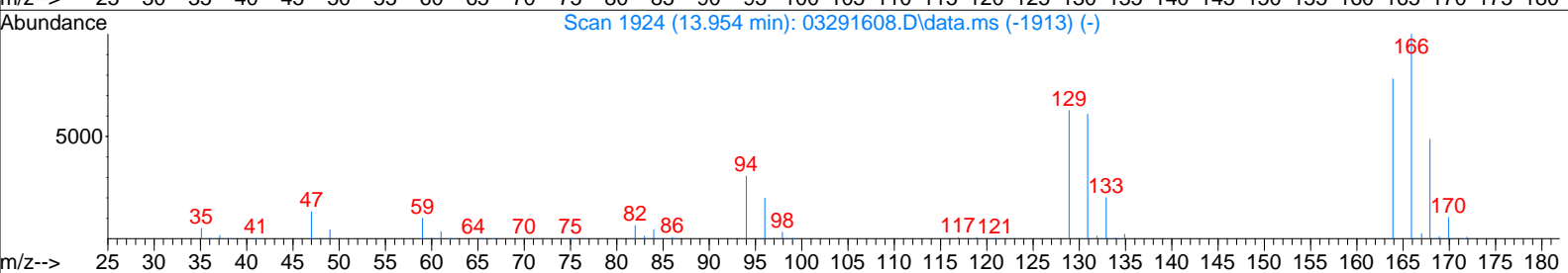
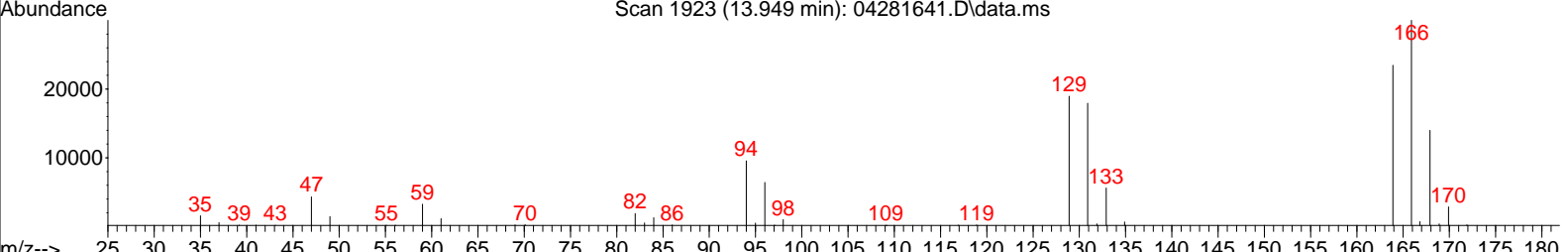
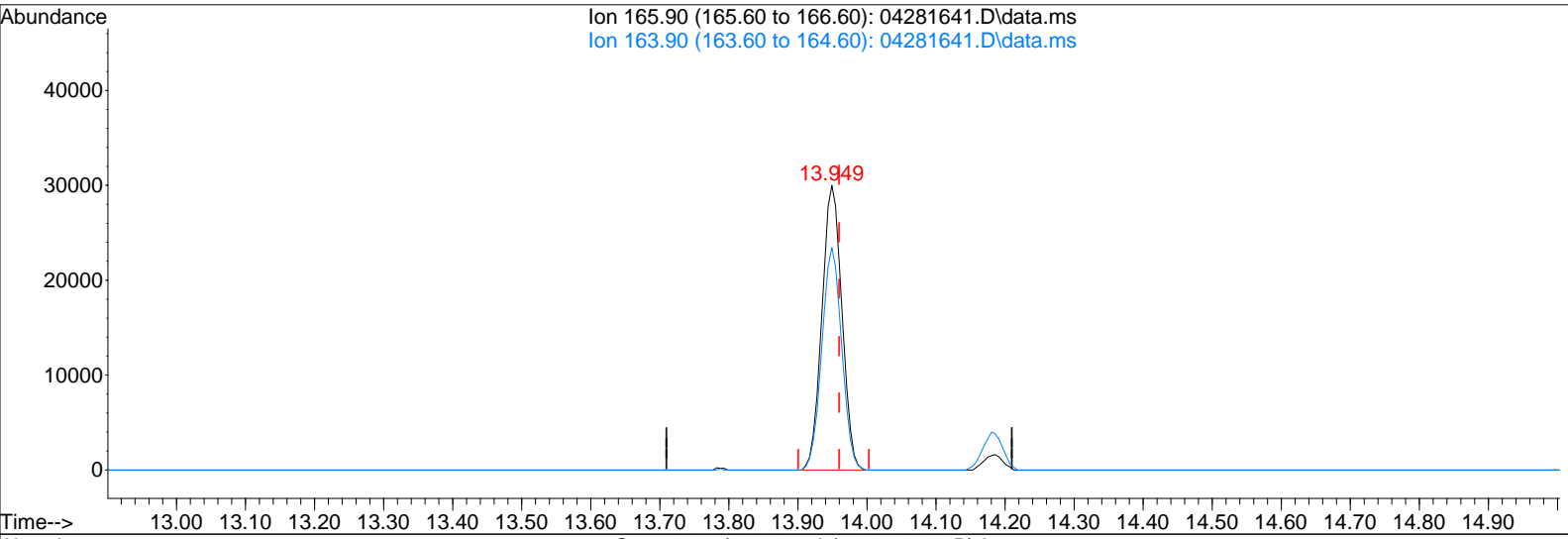
Quant Method : I:\MS08\Methods\R8032916.M

Quant Title : EPA TO-15 per SOP VOA-TO15 (CASS TO-15/GC-MS)

QLast Update : Tue Mar 29 13:08:11 2016

Response via : Initial Calibration

DataAcq Meth:TO15.M



TIC: 04281641.D\data.ms

(64) Tetrachloroethene (T)

13.949min (-0.011) 3.61ng

response 60084

Ion	Exp%	Act%
165.90	100	100
163.90	78.00	77.79
0.00	0.00	0.00
0.00	0.00	0.00

Data File: I:\MS08\Data\2016 04\28\04281642.D

Acq On : 29 Apr 2016 5:55 Operator: WA
 Sample : P1602146-007 (1000mL)
 Misc : S29-04131602
 ALS Vial : 14 Sample Multiplier: 1

Quant Time: May 02 15:31:44 2016
 Quant Method : I:\MS08\Methods\R8032916.M
 Quant Title : EPA TO-15 per SOP VOA-TO15 (CASS TO-15/GC-MS)
 QLast Update : Tue Mar 29 13:08:11 2016
 Response via : Initial Calibration
 DataAcq Meth:TO15.M

IDA 5/2/16

Internal Standards	R.T.	QIon	Response	Conc	Units	Dev (Min)
1) Bromochloromethane (IS1)	8.79	130	119756	12.500	ng	-0.04
37) 1,4-Difluorobenzene (IS2)	10.54	114	613129	12.500	ng	-0.02
56) Chlorobenzene-d5 (IS3)	14.57	82	251156	12.500	ng	-0.01

System Monitoring Compounds

33) 1,2-Dichloroethane-d4(...)	9.48	65	171498	12.816	ng	-0.03
Spiked Amount	12.500	Range 70 - 130	Recovery =	102.56%		
57) Toluene-d8 (SS2)	12.77	98	585259	12.056	ng	-0.01
Spiked Amount	12.500	Range 70 - 130	Recovery =	96.48%		
73) Bromofluorobenzene (SS3)	16.07	174	268466	12.972	ng	0.00
Spiked Amount	12.500	Range 70 - 130	Recovery =	103.76%		

Target Compounds

						Qvalue
2) Propene	3.87	42	43473	4.065	ng	# 70
3) Dichlorodifluoromethan...	3.98	85	24709	1.156	ng	99
4) Chloromethane	4.21	50	1463	N.D.		
5) 1,2-Dichloro-1,1,2,2-t...	4.35	135	547	N.D.		
6) Vinyl Chloride	4.31	62	1705	N.D.		
7) 1,3-Butadiene	0.00	54	0	N.D.		
8) Bromomethane	0.00	94	0	N.D.		
9) Chloroethane	0.00	64	0	N.D.		
10) Ethanol	5.37	45	351628	44.070	ng	100
11) Acetonitrile	5.58	41	3395	N.D.		
12) Acrolein	5.71	56	2736	N.D.		
13) Acetone	5.83	58	192611	21.920	ng	# 69
14) Trichlorofluoromethane	6.00	101	10874	0.578	ng	96
15) 2-Propanol (Isopropanol)	6.13	45	190111	7.228	ng	97
16) Acrylonitrile	6.34	53	123	N.D.		
17) 1,1-Dichloroethene	0.00	96	0	N.D.		
18) 2-Methyl-2-Propanol (t...	6.74	59	18572	0.684	ng	# 52
19) Methylene Chloride	6.78	84	5386	0.454	ng	97
20) 3-Chloro-1-propene (Al...	6.83	41	914	N.D.		
21) Trichlorotrifluoroethane	7.06	151	2657	N.D.		
22) Carbon Disulfide	7.04	76	33649	0.736	ng	95
23) trans-1,2-Dichloroethene	7.88	61	3527	N.D.		
24) 1,1-Dichloroethane	0.00	63	0	N.D.		
25) Methyl tert-Butyl Ether	7.88	73	1280	N.D.		
26) Vinyl Acetate	8.00	86	47344	17.331	ng	# 21
27) 2-Butanone (MEK)	8.24	72	23876	2.679	ng	# 45
28) cis-1,2-Dichloroethene	0.00	61	0	N.D.	d	
29) Diisopropyl Ether	0.00	87	0	N.D.	d	
30) Ethyl Acetate	8.84	61	199327	58.525	ng	95
31) n-Hexane	8.85	57	19815	1.136	ng	98
32) Chloroform	8.92	83	1636	N.D.		
34) Tetrahydrofuran (THF)	9.26	72	22177	3.159	ng	98
35) Ethyl tert-Butyl Ether	0.00	87	0	N.D.		
36) 1,2-Dichloroethane	9.59	62	1771	N.D.		
38) 1,1,1-Trichloroethane	9.82	97	4453	N.D.		
39) Isopropyl Acetate	10.13	61	1051	N.D.		
40) 1-Butanol	0.00	56	0	N.D.	d	
41) Benzene	10.23	78	17313	N.D.		
42) Carbon Tetrachloride	10.36	117	967	N.D.		
43) Cyclohexane	10.48	84	16016	0.826	ng	99
44) tert-Amyl Methyl Ether	0.00	73	0	N.D.		
45) 1,2-Dichloropropane	0.00	63	0	N.D.		
46) Bromodichloromethane	11.17	83	2413	N.D.		
47) Trichloroethene	11.17	130	181687	13.276	ng	100
48) 1,4-Dioxane	11.16	88	734	N.D.		
49) 2,2,4-Trimethylpentane...	0.00	57	0	N.D.	d	

33 of 199

Data File: I:\MS08\Data\2016 04\28\04281642.D

Acq On : 29 Apr 2016 5:55 Operator: WA

Sample : P1602146-007 (1000mL)

Misc : S29-04131602

ALS Vial : 14 Sample Multiplier: 1

Quant Time: May 02 15:31:44 2016

Quant Method : I:\MS08\Methods\R8032916.M

Quant Title : EPA TO-15 per SOP VOA-TO15 (CASS TO-15/GC-MS)

QLast Update : Tue Mar 29 13:08:11 2016

Response via : Initial Calibration

DataAcq Meth:TO15.M

Internal Standards	R.T.	QIon	Response	Conc	Units	Dev(Min)
50) Methyl Methacrylate	11.33	100	518	N.D.		
51) n-Heptane	11.45	71	11081	0.978	ng	98
52) cis-1,3-Dichloropropene	0.00	75	0	N.D.		
53) 4-Methyl-2-pentanone	11.97	58	4280	N.D.		
54) trans-1,3-Dichloropropene	0.00	75	0	N.D.		
55) 1,1,2-Trichloroethane	0.00	97	0	N.D.		
58) Toluene	12.86	91	445173	7.666	ng	100
59) 2-Hexanone	13.08	43	8068	N.D.		
60) Dibromochloromethane	0.00	129	0	N.D.		
61) 1,2-Dibromoethane	0.00	107	0	N.D.		
62) n-Butyl Acetate	13.67	43	23554	0.985	ng	88
63) n-Octane	13.80	57	6912	0.699	ng	95
64) Tetrachloroethene	13.95	166	54789	3.281	ng	99
65) Chlorobenzene	14.65	112	9722	N.D.		
66) Ethylbenzene	14.99	91	67144	1.212	ng	100
67) m- & p-Xylenes	15.16	91	207046	4.695	ng	100
68) Bromoform	0.00	173	0	N.D.		
69) Styrene	15.53	104	42260	1.266	ng	96
70) o-Xylene	15.64	91	103592	2.235	ng	100
71) n-Nonane	15.85	43	34566	1.524	ng	92
72) 1,1,2,2-Tetrachloroethane	15.64	83	822	N.D.		
74) Cumene	16.21	105	15790	N.D.		
75) alpha-Pinene	16.59	93	27377	0.910	ng	97
76) n-Propylbenzene	16.70	91	26700	N.D.		
77) 3-Ethyltoluene	0.00	105	0	N.D.	d	
78) 4-Ethyltoluene	16.84	105	30247	0.525	ng	98
79) 1,3,5-Trimethylbenzene	16.91	105	24160	0.480	ng	97
80) alpha-Methylstyrene	17.06	118	1647	N.D.		
81) 2-Ethyltoluene	17.10	105	23087	N.D.		
82) 1,2,4-Trimethylbenzene	17.31	105	81201	1.627	ng	88
83) n-Decane	0.00	57	0	N.D.	d	
84) Benzyl Chloride	17.48	91	535	N.D.		
85) 1,3-Dichlorobenzene	17.52	146	2498	N.D.		
86) 1,4-Dichlorobenzene	17.52	146	2498	N.D.		
87) sec-Butylbenzene	17.57	105	5381	N.D.		
88) 4-Isopropyltoluene (p-...	17.71	119	11534	N.D.		
89) 1,2,3-Trimethylbenzene	17.71	105	20960	N.D.		
90) 1,2-Dichlorobenzene	0.00	146	0	N.D.		
91) d-Limonene	17.85	68	74186	4.232	ng	99
92) 1,2-Dibromo-3-Chloropr...	0.00	157	0	N.D.		
93) n-Undecane	0.00	57	0	N.D.	d	
94) 1,2,4-Trichlorobenzene	0.00	180	0	N.D.		
95) Naphthalene	19.57	128	13314	N.D.		
96) n-Dodecane	0.00	57	0	N.D.	d	
97) Hexachlorobutadiene	0.00	225	0	N.D.		
98) Cyclohexanone	0.00	55	0	N.D.	d	
99) tert-Butylbenzene	17.31	119	10661	N.D.		
100) n-Butylbenzene	18.11	91	8916	N.D.		

(#) = qualifier out of range (m) = manual integration (+) = signals summed

Data File: I:\MS08\Data\2016 04\28\04281642.D

Acq On : 29 Apr 2016 5:55

Operator: WA

Sample : P1602146-007 (1000mL)

Misc : S29-04131602

ALS Vial : 14 Sample Multiplier: 1

Quant Time: May 02 15:31:44 2016

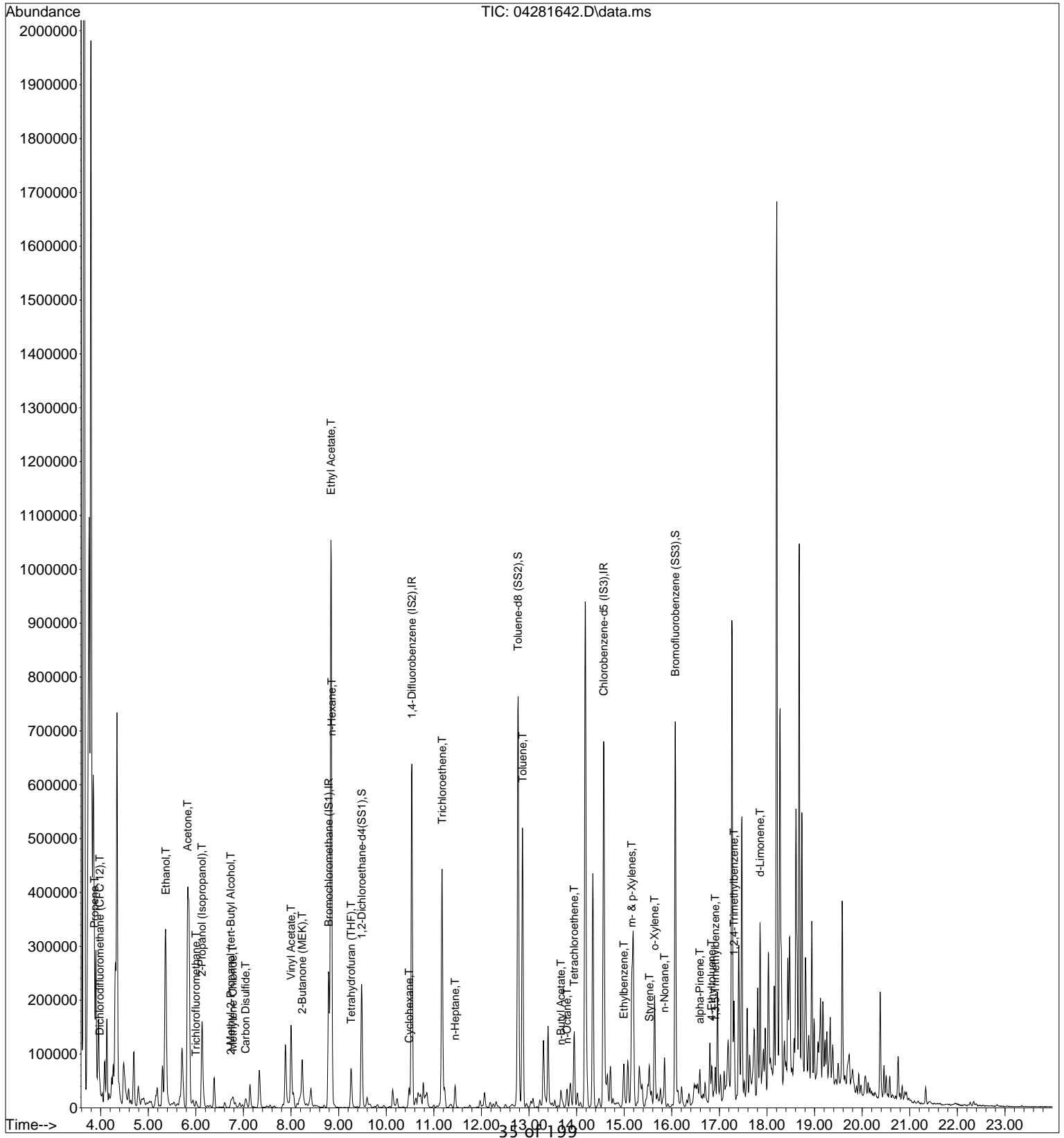
Quant Method : I:\MS08\Methods\R8032916.M

Quant Title : EPA TO-15 per SOP VOA-TO15 (CASS TO-15/GC-MS)

QLast Update : Tue Mar 29 13:08:11 2016

Response via : Initial Calibration

DataAcq Meth:TO15.M



35 of 199

Data File: I:\MS08\Data\2016 04\28\04281642.D

Acq On : 29 Apr 2016 5:55

Operator: WA

Sample : P1602146-007 (1000mL)

Misc : S29-04131602

ALS Vial : 14 Sample Multiplier: 1

Quant Time: Apr 29 06:39:07 2016

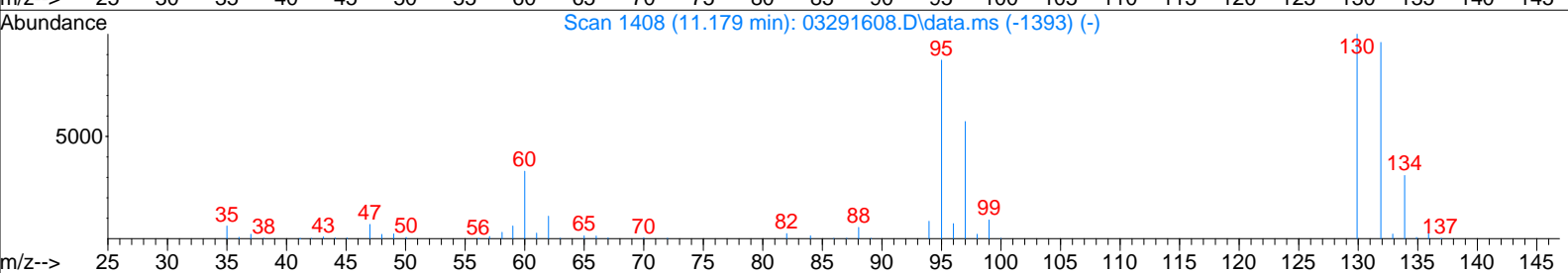
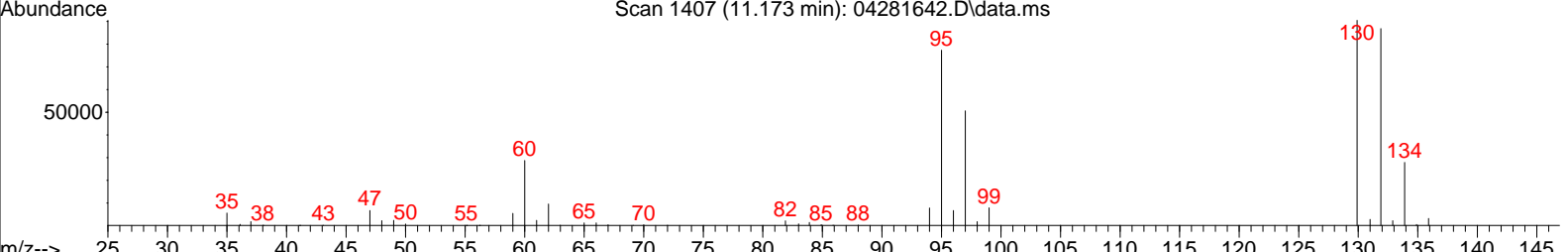
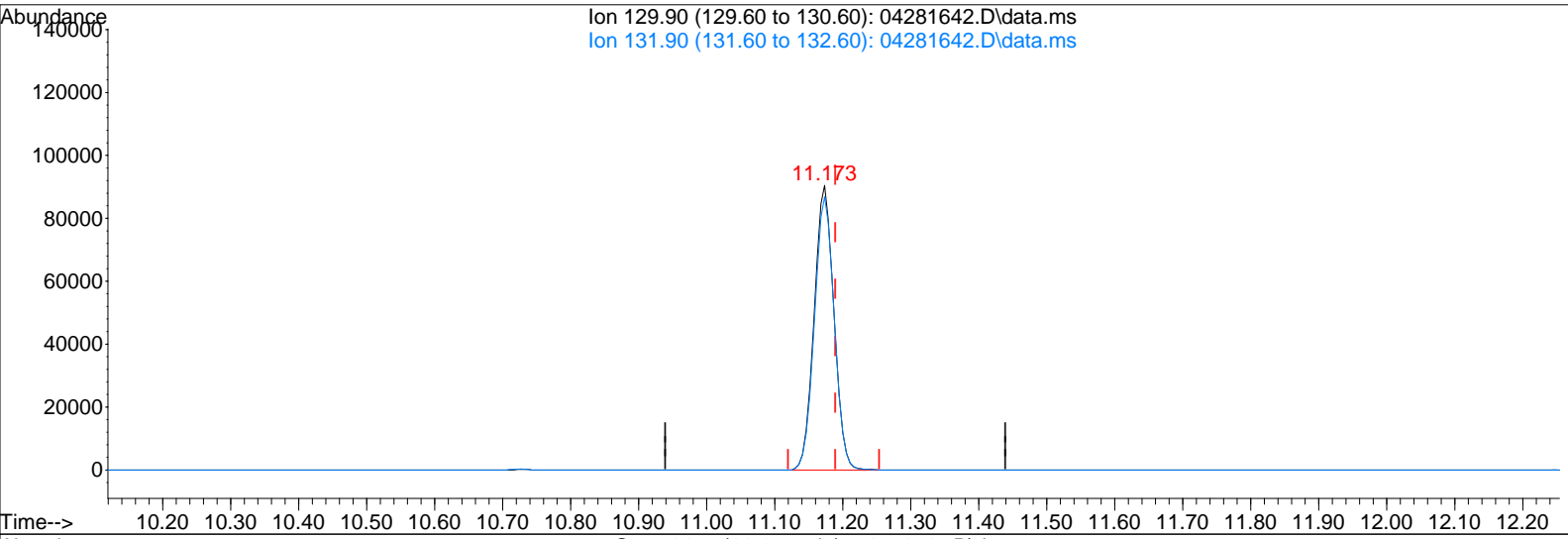
Quant Method : I:\MS08\Methods\R8032916.M

Quant Title : EPA TO-15 per SOP VOA-TO15 (CASS TO-15/GC-MS)

QLast Update : Tue Mar 29 13:08:11 2016

Response via : Initial Calibration

DataAcq Meth:TO15.M



TIC: 04281642.D\data.ms

(47) Trichloroethene (T)

11.173min (-0.016) 13.28ng

response 181687

Ion	Exp%	Act%
129.90	100	100
131.90	96.10	96.37
0.00	0.00	0.00
0.00	0.00	0.00

Data File: I:\MS08\Data\2016 04\28\04281642.D

Acq On : 29 Apr 2016 5:55

Operator: WA

Sample : P1602146-007 (1000mL)

Misc : S29-04131602

ALS Vial : 14 Sample Multiplier: 1

Quant Time: Apr 29 06:39:07 2016

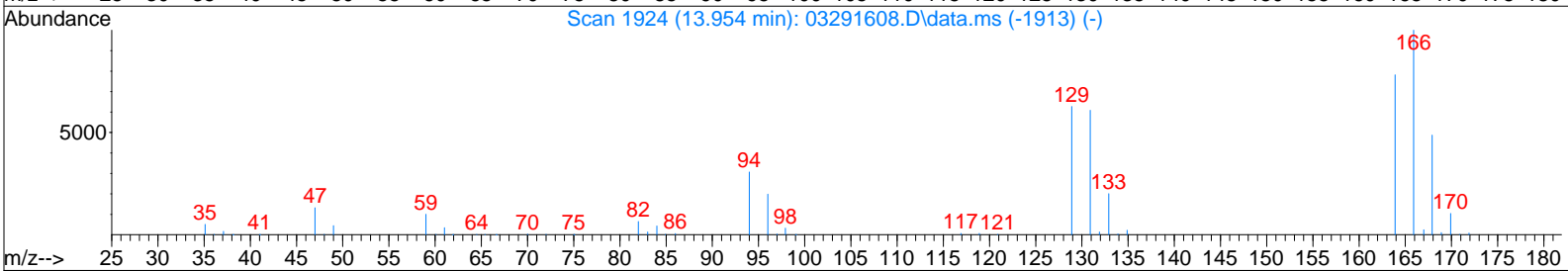
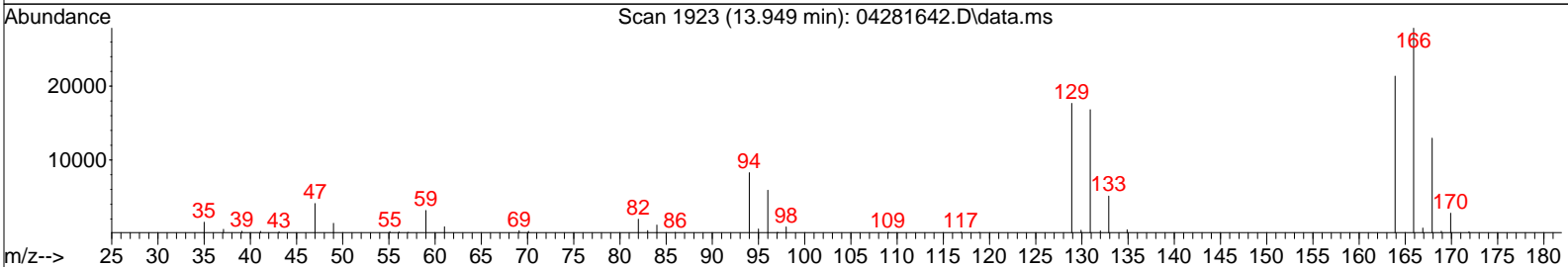
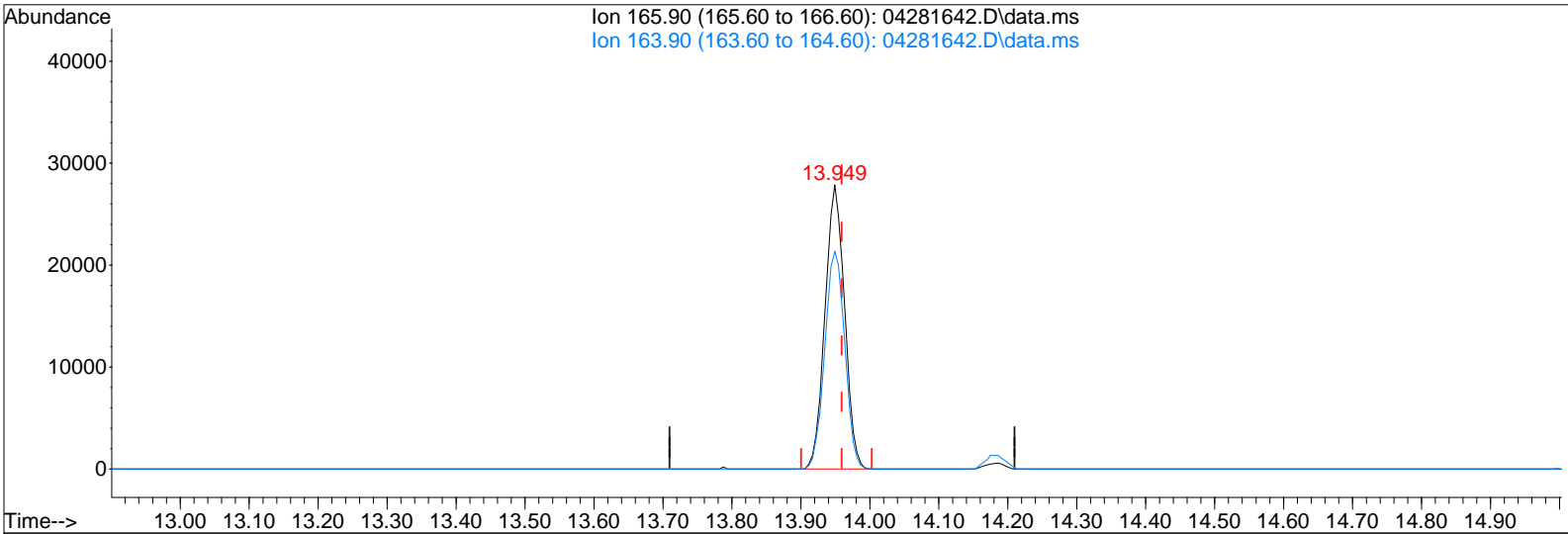
Quant Method : I:\MS08\Methods\R8032916.M

Quant Title : EPA TO-15 per SOP VOA-TO15 (CASS TO-15/GC-MS)

QLast Update : Tue Mar 29 13:08:11 2016

Response via : Initial Calibration

DataAcq Meth:TO15.M



TIC: 04281642.D\data.ms

(64) Tetrachloroethene (T)

13.949min (-0.011) 3.28ng

response 54789

Ion	Exp%	Act%
165.90	100	100
163.90	78.00	78.53
0.00	0.00	0.00
0.00	0.00	0.00

Data File: I:\MS08\Data\2016 04\28\04281627.D

Acq On : 28 Apr 2016 21:47 Operator: WA
 Sample : MB2 R8042816 1000mL
 Misc : S29-04131602 AS00703
 ALS Vial : 1 Sample Multiplier: 1

Quant Time: Apr 29 06:38:37 2016
 Quant Method : I:\MS08\Methods\R8032916.M
 Quant Title : EPA TO-15 per SOP VOA-TO15 (CASS TO-15/GC-MS)
 QLast Update : Tue Mar 29 13:08:11 2016
 Response via : Initial Calibration
 DataAcq Meth:TO15.M

4/29/16

Internal Standards	R.T.	QIon	Response	Conc	Units	Dev(Min)
1) Bromochloromethane (IS1)	8.79	130	116356	12.500	ng	-0.04
37) 1,4-Difluorobenzene (IS2)	10.53	114	602785	12.500	ng	-0.02
56) Chlorobenzene-d5 (IS3)	14.57	82	247991	12.500	ng	-0.01

System Monitoring Compounds

33) 1,2-Dichloroethane-d4(...)	9.48	65	167755	12.903	ng	-0.03
Spiked Amount	12.500	Range 70 - 130	Recovery	=	103.20%	
57) Toluene-d8 (SS2)	12.77	98	584910	12.203	ng	-0.01
Spiked Amount	12.500	Range 70 - 130	Recovery	=	97.60%	
73) Bromofluorobenzene (SS3)	16.07	174	266608	13.046	ng	0.00
Spiked Amount	12.500	Range 70 - 130	Recovery	=	104.40%	

Target Compounds

Target Compounds	R.T.	QIon	Response	Conc	Units	Qvalue
2) Propene	0.00	42	0	N.D.		
3) Dichlorodifluoromethan...	0.00	85	0	N.D.		
4) Chloromethane	0.00	50	0	N.D.		
5) 1,2-Dichloro-1,1,2,2-t...	0.00	135	0	N.D.		
6) Vinyl Chloride	0.00	62	0	N.D.		
7) 1,3-Butadiene	0.00	54	0	N.D.		
8) Bromomethane	0.00	94	0	N.D.		
9) Chloroethane	0.00	64	0	N.D.		
10) Ethanol	5.40	45	663	N.D.		
11) Acetonitrile	0.00	41	0	N.D.		
12) Acrolein	0.00	56	0	N.D.		
13) Acetone	0.00	58	0	N.D.		
14) Trichlorofluoromethane	0.00	101	0	N.D.		
15) 2-Propanol (Isopropanol)	0.00	45	0	N.D.		
16) Acrylonitrile	0.00	53	0	N.D.		
17) 1,1-Dichloroethene	0.00	96	0	N.D.		
18) 2-Methyl-2-Propanol (t...	0.00	59	0	N.D.		
19) Methylene Chloride	6.79	84	2076	0.180	ng	93
20) 3-Chloro-1-propene (Al...	0.00	41	0	N.D.		
21) Trichlorotrifluoroethane	0.00	151	0	N.D.		
22) Carbon Disulfide	7.08	76	1794	N.D.		
23) trans-1,2-Dichloroethene	0.00	61	0	N.D.		
24) 1,1-Dichloroethane	0.00	63	0	N.D.		
25) Methyl tert-Butyl Ether	0.00	73	0	N.D.		
26) Vinyl Acetate	0.00	86	0	N.D.		
27) 2-Butanone (MEK)	0.00	72	0	N.D.		
28) cis-1,2-Dichloroethene	0.00	61	0	N.D.		
29) Diisopropyl Ether	0.00	87	0	N.D.		
30) Ethyl Acetate	0.00	61	0	N.D.		
31) n-Hexane	0.00	57	0	N.D.		
32) Chloroform	0.00	83	0	N.D.		
34) Tetrahydrofuran (THF)	0.00	72	0	N.D.		
35) Ethyl tert-Butyl Ether	0.00	87	0	N.D.		
36) 1,2-Dichloroethane	0.00	62	0	N.D.		
38) 1,1,1-Trichloroethane	0.00	97	0	N.D.		
39) Isopropyl Acetate	0.00	61	0	N.D.		
40) 1-Butanol	0.00	56	0	N.D.		
41) Benzene	0.00	78	0	N.D.		
42) Carbon Tetrachloride	0.00	117	0	N.D.		
43) Cyclohexane	0.00	84	0	N.D.		
44) tert-Amyl Methyl Ether	0.00	73	0	N.D.		
45) 1,2-Dichloropropane	0.00	63	0	N.D.		
46) Bromodichloromethane	0.00	83	0	N.D.		
47) Trichloroethene	0.00	130	0	N.D.		
48) 1,4-Dioxane	0.00	88	0	N.D.		
49) 2,2,4-Trimethylpentane...	0.00	57	0	N.D.		

Data File: I:\MS08\Data\2016 04\28\04281627.D

Acq On : 28 Apr 2016 21:47

Operator: WA

Sample : MB2 R8042816 1000mL

Misc : S29-04131602 AS00703

ALS Vial : 1 Sample Multiplier: 1

Quant Time: Apr 29 06:38:37 2016

Quant Method : I:\MS08\Methods\R8032916.M

Quant Title : EPA TO-15 per SOP VOA-TO15 (CASS TO-15/GC-MS)

QLast Update : Tue Mar 29 13:08:11 2016

Response via : Initial Calibration

DataAcq Meth:TO15.M

Internal Standards	R.T.	QIon	Response	Conc	Units	Dev(Min)
50) Methyl Methacrylate	0.00	100	0	N.D.		
51) n-Heptane	0.00	71	0	N.D.		
52) cis-1,3-Dichloropropene	0.00	75	0	N.D.		
53) 4-Methyl-2-pentanone	0.00	58	0	N.D.		
54) trans-1,3-Dichloropropene	0.00	75	0	N.D.		
55) 1,1,2-Trichloroethane	0.00	97	0	N.D.		
58) Toluene	0.00	91	0	N.D.		
59) 2-Hexanone	0.00	43	0	N.D.		
60) Dibromochloromethane	0.00	129	0	N.D.		
61) 1,2-Dibromoethane	0.00	107	0	N.D.		
62) n-Butyl Acetate	0.00	43	0	N.D.		
63) n-Octane	0.00	57	0	N.D.		
64) Tetrachloroethene	13.94	166	524	N.D.		
65) Chlorobenzene	0.00	112	0	N.D.		
66) Ethylbenzene	14.86	91	919	N.D.		
67) m- & p-Xylenes	0.00	91	0	N.D.		
68) Bromoform	0.00	173	0	N.D.		
69) Styrene	0.00	104	0	N.D.		
70) o-Xylene	0.00	91	0	N.D.		
71) n-Nonane	0.00	43	0	N.D.		
72) 1,1,2,2-Tetrachloroethane	0.00	83	0	N.D.		
74) Cumene	0.00	105	0	N.D.		
75) alpha-Pinene	0.00	93	0	N.D.		
76) n-Propylbenzene	16.75	91	1039	N.D.		
77) 3-Ethyltoluene	0.00	105	0	N.D.		
78) 4-Ethyltoluene	0.00	105	0	N.D.		
79) 1,3,5-Trimethylbenzene	0.00	105	0	N.D.		
80) alpha-Methylstyrene	0.00	118	0	N.D.		
81) 2-Ethyltoluene	0.00	105	0	N.D.		
82) 1,2,4-Trimethylbenzene	0.00	105	0	N.D.		
83) n-Decane	0.00	57	0	N.D.		
84) Benzyl Chloride	0.00	91	0	N.D.		
85) 1,3-Dichlorobenzene	0.00	146	0	N.D.		
86) 1,4-Dichlorobenzene	0.00	146	0	N.D.		
87) sec-Butylbenzene	0.00	105	0	N.D.		
88) 4-Isopropyltoluene (p-...	0.00	119	0	N.D.		
89) 1,2,3-Trimethylbenzene	0.00	105	0	N.D.		
90) 1,2-Dichlorobenzene	0.00	146	0	N.D.		
91) d-Limonene	0.00	68	0	N.D.		
92) 1,2-Dibromo-3-Chloropr...	0.00	157	0	N.D.		
93) n-Undecane	0.00	57	0	N.D.		
94) 1,2,4-Trichlorobenzene	0.00	180	0	N.D.		
95) Naphthalene	19.60	128	849	N.D.		
96) n-Dodecane	0.00	57	0	N.D.		
97) Hexachlorobutadiene	0.00	225	0	N.D.		
98) Cyclohexanone	0.00	55	0	N.D.		
99) tert-Butylbenzene	0.00	119	0	N.D.		
100) n-Butylbenzene	0.00	91	0	N.D.		

(#) = qualifier out of range (m) = manual integration (+) = signals summed

Data File: I:\MS08\Data\2016 04\28\04281627.D

Acq On : 28 Apr 2016 21:47

Operator: WA

Sample : MB2 R8042816 1000mL

Misc : S29-04131602 AS00703

ALS Vial : 1 Sample Multiplier: 1

Quant Time: Apr 29 06:38:37 2016


Quant Method : I:\MS08\Methods\R8032916.M

Quant Title : EPA TO-15 per SOP VOA-TO15 (CASS TO-15/GC-MS)

QLast Update : Tue Mar 29 13:08:11 2016

Response via : Initial Calibration

DataAcq Meth:TO15.M



40 of 199

Data File: I:\MS08\Data\2016 04\28\04281628.D

Acq On : 28 Apr 2016 22:19 Operator: WA
 Sample : LCS2 R8042816 25ng
 Misc : S29-04131602/S29-04281601 (5/26)
 ALS Vial : 1 Sample Multiplier: 1

Quant Time: Apr 29 06:38:39 2016
 Quant Method : I:\MS08\Methods\R8032916.M
 Quant Title : EPA TO-15 per SOP VOA-TO15 (CASS TO-15/GC-MS)
 QLast Update : Tue Mar 29 13:08:11 2016
 Response via : Initial Calibration
 DataAcq Meth:TO15.M

DA 4/29/16

Internal Standards	R.T.	QIon	Response	Conc	Units	Dev (Min)
1) Bromochloromethane (IS1)	8.81	130	126710	12.500	ng	-0.02
37) 1,4-Difluorobenzene (IS2)	10.54	114	609269	12.500	ng	-0.01
56) Chlorobenzene-d5 (IS3)	14.57	82	261481	12.500	ng	0.00

System Monitoring Compounds

33) 1,2-Dichloroethane-d4(...)	9.49	65	177593	12.544	ng	-0.02
Spiked Amount	12.500	Range	70 - 130	Recovery	=	100.32%
57) Toluene-d8 (SS2)	12.78	98	595694	11.786	ng	0.00
Spiked Amount	12.500	Range	70 - 130	Recovery	=	94.32%
73) Bromofluorobenzene (SS3)	16.07	174	285091	13.231	ng	0.00
Spiked Amount	12.500	Range	70 - 130	Recovery	=	105.84%

Target Compounds

						Qvalue
2) Propene	3.88	42	245038	21.656	ng	100
3) Dichlorodifluoromethan...	3.99	85	488618	21.610	ng	99
4) Chloromethane	4.19	50	359636	26.556	ng	99
5) 1,2-Dichloro-1,1,2,2-t...	4.35	135	302416	23.462	ng	100
6) Vinyl Chloride	4.47	62	356598	26.559	ng	100
7) 1,3-Butadiene	4.65	54	280843	28.758	ng	100
8) Bromomethane	4.95	94	262357	25.638	ng	100
9) Chloroethane	5.17	64	218500	24.463	ng	100
10) Ethanol	5.40	45	977613	115.800	ng	100
11) Acetonitrile	5.59	41	492021	23.568	ng	100
12) Acrolein	5.71	56	167148	25.108	ng	99
13) Acetone	5.85	58	1056684	113.656	ng	99
14) Trichlorofluoromethane	6.01	101	433133	21.763	ng	99
15) 2-Propanol (Isopropanol)	6.15	45	1409960	50.667	ng	100
16) Acrylonitrile	6.35	53	374499	26.908	ng	100
17) 1,1-Dichloroethene	6.66	96	291522	26.585	ng	99
18) 2-Methyl-2-Propanol (t...	6.75	59	1492249	51.939	ng	98
19) Methylene Chloride	6.80	84	295795	23.555	ng	98
20) 3-Chloro-1-propene (Al...	6.91	41	394716	29.639	ng	99
21) Trichlorotrifluoroethane	7.07	151	279475	25.309	ng	100
22) Carbon Disulfide	7.05	76	976179	20.186	ng	100
23) trans-1,2-Dichloroethene	7.70	61	390683	26.937	ng	99
24) 1,1-Dichloroethane	7.89	63	480297	24.556	ng	100
25) Methyl tert-Butyl Ether	7.94	73	894995	25.207	ng	100
26) Vinyl Acetate	8.04	86	405240	140.201	ng	# 95
27) 2-Butanone (MEK)	8.25	72	205335	21.775	ng	99
28) cis-1,2-Dichloroethene	8.66	61	379087	27.008	ng	100
29) Diisopropyl Ether	8.85	87	249624	24.922	ng	97
30) Ethyl Acetate	8.85	61	192640	53.458	ng	99
31) n-Hexane	8.87	57	380382	20.602	ng	99
32) Chloroform	8.93	83	481342	25.516	ng	99
34) Tetrahydrofuran (THF)	9.26	72	200336	26.970	ng	100
35) Ethyl tert-Butyl Ether	9.33	87	385242	25.794	ng	99
36) 1,2-Dichloroethane	9.59	62	339122	25.591	ng	99
38) 1,1,1-Trichloroethane	9.83	97	422177	25.637	ng	100
39) Isopropyl Acetate	10.13	61	334102	54.444	ng	100
40) 1-Butanol	10.14	56	622452	59.897	ng	98
41) Benzene	10.24	78	1091373	24.693	ng	100
42) Carbon Tetrachloride	10.37	117	373478	27.336	ng	100
43) Cyclohexane	10.49	84	923484	47.942	ng	99
44) tert-Amyl Methyl Ether	10.76	73	872971	26.074	ng	100
45) 1,2-Dichloropropane	10.97	63	271358	25.670	ng	99
46) Bromodichloromethane	11.13	83	380690	27.932	ng	100
47) Trichloroethene	11.18	130	331402	24.370	ng	100
48) 1,4-Dioxane	11.15	88	256638	28.990	ng	100
49) 2,2,4-Trimethylpentane...	11.23	57	1222194	24.734	ng	100

Data File: I:\MS08\Data\2016 04\28\04281628.D

Acq On : 28 Apr 2016 22:19 Operator: WA
 Sample : LCS2 R8042816 25ng
 Misc : S29-04131602/S29-04281601 (5/26)
 ALS Vial : 1 Sample Multiplier: 1

Quant Time: Apr 29 06:38:39 2016
 Quant Method : I:\MS08\Methods\R8032916.M
 Quant Title : EPA TO-15 per SOP VOA-TO15 (CASS TO-15/GC-MS)
 QLast Update : Tue Mar 29 13:08:11 2016
 Response via : Initial Calibration
 DataAcq Meth:TO15.M

Internal Standards	R.T.	QIon	Response	Conc	Units	Dev(Min)
50) Methyl Methacrylate	11.33	100	272474	51.342	ng	100
51) n-Heptane	11.45	71	271923	24.140	ng	100
52) cis-1,3-Dichloropropene	11.95	75	442322	26.574	ng	99
53) 4-Methyl-2-pentanone	11.97	58	271973	27.655	ng	99
54) trans-1,3-Dichloropropene	12.42	75	416138	28.035	ng	100
55) 1,1,2-Trichloroethane	12.59	97	293197	26.655	ng	99
58) Toluene	12.87	91	1205197	19.936	ng	100
59) 2-Hexanone	13.08	43	632539	26.635	ng	100
60) Dibromochloromethane	13.26	129	356731	28.108	ng	100
61) 1,2-Dibromoethane	13.50	107	336471	26.137	ng	100
62) n-Butyl Acetate	13.67	43	719941	28.913	ng	99
63) n-Octane	13.80	57	237521	23.071	ng	100
64) Tetrachloroethene	13.95	166	382624	22.006	ng	100
65) Chlorobenzene	14.62	112	854910	24.341	ng	100
66) Ethylbenzene	14.99	91	1421418	24.636	ng	100
67) m- & p-Xylenes	15.18	91	2205743	48.039	ng	100
68) Bromoform	15.25	173	330573	27.787	ng	99
69) Styrene	15.53	104	962371	27.695	ng	100
70) o-Xylene	15.64	91	1147089	23.770	ng	100
71) n-Nonane	15.85	43	557976	23.624	ng	100
72) 1,1,2,2-Tetrachloroethane	15.61	83	524977	24.743	ng	100
74) Cumene	16.21	105	1514253	23.323	ng	100
75) alpha-Pinene	16.59	93	778318	24.836	ng	99
76) n-Propylbenzene	16.70	91	1740759	23.321	ng	100
77) 3-Ethyltoluene	16.80	105	1539752	24.329	ng	100
78) 4-Ethyltoluene	16.84	105	1464438	24.392	ng	100
79) 1,3,5-Trimethylbenzene	16.91	105	1265840	24.146	ng	100
80) alpha-Methylstyrene	17.06	118	725425	26.437	ng	100
81) 2-Ethyltoluene	17.10	105	1473983	24.010	ng	100
82) 1,2,4-Trimethylbenzene	17.31	105	1300249	25.020	ng	100
83) n-Decane	17.41	57	627152	23.661	ng	99
84) Benzyl Chloride	17.43	91	1154562	30.821	ng	100
85) 1,3-Dichlorobenzene	17.46	146	815051	25.613	ng	99
86) 1,4-Dichlorobenzene	17.52	146	803590	23.933	ng	100
87) sec-Butylbenzene	17.57	105	1690966	24.594	ng	100
88) 4-Isopropyltoluene (p-...	17.72	119	1638893	24.282	ng	100
89) 1,2,3-Trimethylbenzene	17.71	105	1347151	25.109	ng	100
90) 1,2-Dichlorobenzene	17.84	146	778237	25.295	ng	100
91) d-Limonene	17.85	68	485220	26.589	ng	99
92) 1,2-Dibromo-3-Chloropr...	18.26	157	296873	27.824	ng	98
93) n-Undecane	18.61	57	650560	23.917	ng	99
94) 1,2,4-Trichlorobenzene	19.46	180	630954	25.749	ng	99
95) Naphthalene	19.57	128	1862718	24.904	ng	100
96) n-Dodecane	19.58	57	626340	24.769	ng	100
97) Hexachlorobutadiene	19.91	225	392946	24.126	ng	99
98) Cyclohexanone	15.32	55	408216	26.211	ng	99
99) tert-Butylbenzene	17.31	119	1311817	24.491	ng	100
100) n-Butylbenzene	18.12	91	1313396	25.409	ng	100

(#) = qualifier out of range (m) = manual integration (+) = signals summed

Data File: I:\MS08\Data\2016 04\28\04281628.D

Acq On : 28 Apr 2016 22:19

Operator: WA

Sample : LCS2 R8042816 25ng

Misc : S29-04131602/S29-04281601 (5/26)

ALS Vial : 1 Sample Multiplier: 1

Quant Time: Apr 29 06:38:39 2016

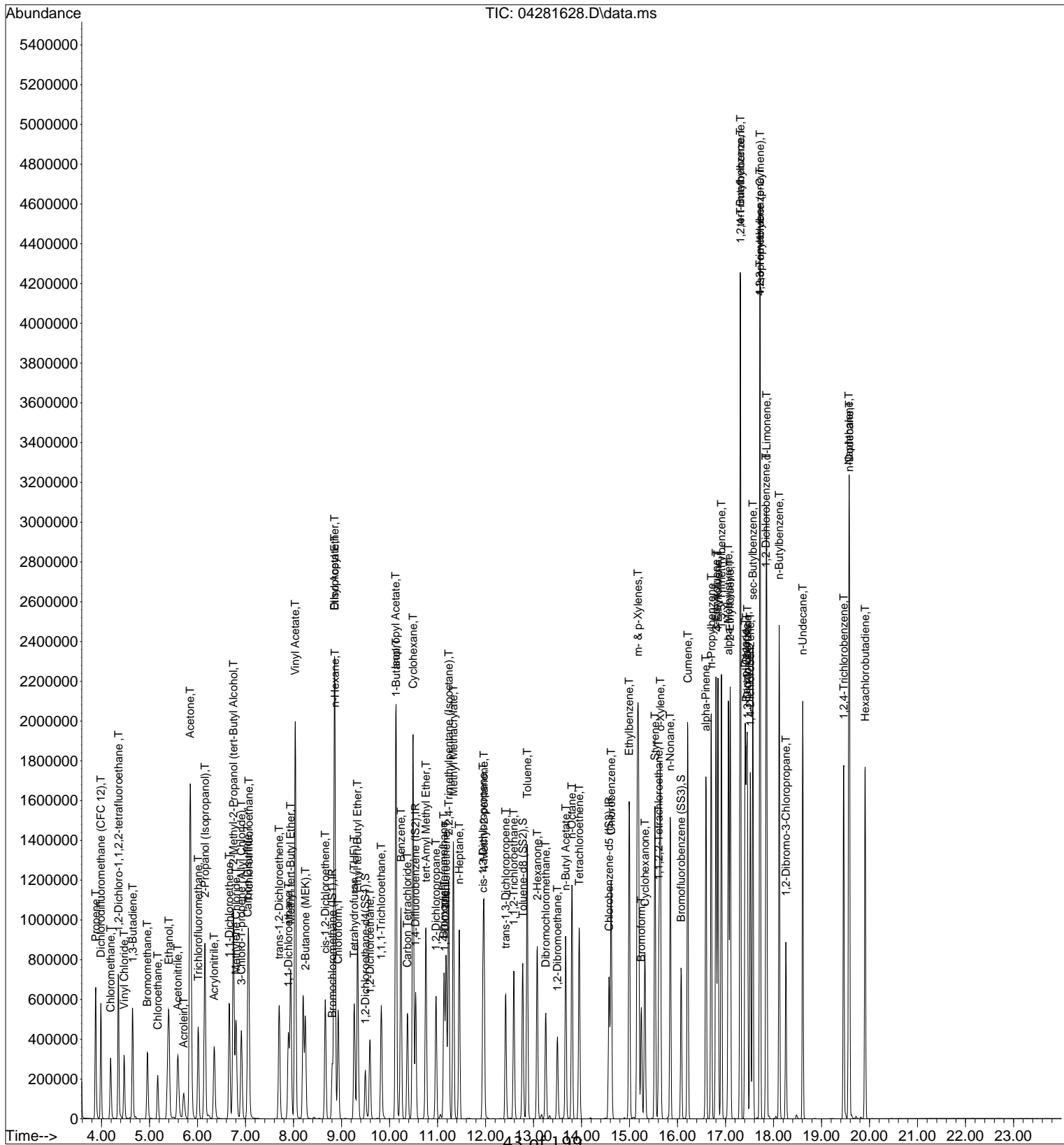
Quant Method : I:\MS08\Methods\R8032916.M

Quant Title : EPA TO-15 per SOP VOA-TO15 (CASS TO-15/GC-MS)

QLast Update : Tue Mar 29 13:08:11 2016

Response via : Initial Calibration

DataAcq Meth:TO15.M



43 of 199

Method Path : I:\MS08\Methods\
 Method File : R8032916.M
 Title : EPA TO-15 per SOP VOA-TO15 (CASS TO-15/GC-MS)
 Last Update : Tue Mar 29 13:08:11 2016
 Response Via : Initial Calibration

Calibration Files

0.08=03291602.D 0.10=03291603.D 0.20=03291604.D 0.40=03291605.D 1.0 =03291606.D 5.0 =03291607.D 25 =03291608.D
 50 =03291609.D 100 =03291610.D

Compound	0.08	0.10	0.20	0.40	1.0	5.0	25	50	100	Avg	%RSD
-----ISTD-----											
1) IR Bromochloromethane...	1.339	1.209	1.059	1.096	1.096	1.004	1.092	1.023	1.129	1.116	9.21
2) T Propene	2.181	2.534	2.212	2.058	2.391	2.136	2.340	2.172	2.053	2.231	7.20
3) T Dichlorodifluo...	1.279	1.297	1.200	1.051	1.535	1.328	1.629	1.505	1.200	1.336	13.94
4) T Chloromethane	1.268	1.374	1.200	1.158	1.339	1.187	1.329	1.313	1.276	1.272	5.92
5) T 1,2-Dichloro-1...	1.002	1.085	1.150	1.213	1.480	1.383	1.561	1.520	1.527	1.325	16.18
6) T Vinyl Chloride	0.970	0.864	0.715	0.738	1.082	0.923	1.129	1.125	1.124	0.963	17.12
7) T 1,3-Butadiene	0.912	0.902	0.853	0.882	1.135	1.011	1.182	1.122	1.086	1.009	12.43
8) T Bromomethane	0.859	0.803	0.795	0.795	0.956	0.853	0.981	0.920	0.882	0.881	7.66
9) T Chloroethane	1.147	0.929	0.797	0.733	0.842	0.729	0.835	0.771	0.712	0.833	16.35
10) T Ethanol	2.274	2.229	1.993	1.901	2.067	1.910	2.142	2.043	1.977	2.059	6.44
11) T Acetonitrile	0.454	0.708	0.666	0.663	0.663	0.645	0.752	0.695	0.670	0.657	13.48
12) T Acrolein	1.428	0.888	0.799	0.873	0.797	0.719	0.917	0.863	0.917	0.917	28.09
13) T Acetone	2.017	2.111	1.954	1.872	2.051	1.856	2.022	1.923	1.863	1.963	4.67
14) T Trichlorofluor...	2.914	3.108	2.802	2.556	2.790	2.573	2.969	2.753	2.241	2.745	9.42
15) T 2-Propanol (Is...	0.990	1.129	1.455	1.395	1.614	1.540	1.614	1.540	1.488	1.373	16.63
16) T Acrylonitrile	0.934	1.104	1.023	0.955	1.169	1.068	1.215	1.154	1.113	1.082	8.89
17) T 1,1-Dichloroet...	2.813	3.152	2.686	2.551	2.958	2.737	3.155	2.934	2.523	2.834	8.26
18) T 2-Methyl-2-Pro...	1.491	1.367	1.110	1.221	1.149	1.095	1.239	1.149	1.095	1.239	12.79
19) T Methylene Chlo...	1.026	1.148	1.075	1.134	1.375	1.363	1.631	1.572	1.500	1.314	17.18
20) T 3-Chloro-1-pro...	1.115	1.156	1.021	1.024	1.142	1.038	1.156	1.092	1.060	1.089	5.12
21) T Trichlorotrifl...	5.572	6.403	4.668	4.133	4.613	4.171	4.749	4.443	4.184	4.771	15.83
22) T Carbon Disulfide	1.074	1.339	1.270	1.325	1.616	1.485	1.669	1.583	1.516	1.431	13.46
23) T trans-1,2-Dich...	1.965	2.090	1.793	1.790	2.051	1.867	2.020	1.933	1.857	1.930	5.71
24) T 1,1-Dichloroet...	3.417	3.824	3.372	3.205	3.717	3.399	3.732	3.518	3.341	3.503	5.99
25) T Methyl tert-Bu...	0.184	0.230	0.254	0.277	0.299	0.307	0.350	0.338	0.328	0.285	19.17
26) T Vinyl Acetate	0.942	1.146	1.153	1.163	0.777	0.756	0.835	0.812	0.787	0.930	18.92
27) T 2-Butanone (MEK)	1.206	1.377	1.263	1.277	1.502	1.398	1.553	1.479	1.407	1.385	8.49
28) T cis-1,2-Dichlo...	0.975	1.086	0.945	0.934	1.065	0.969	1.024	0.969	0.927	0.988	5.79
29) T Diisopropyl Ether	0.278	0.323	0.317	0.378	0.395	0.384	0.399	0.377	0.348	0.355	11.70
30) T Ethyl Acetate	2.009	2.359	1.966	1.891	1.950	1.715	1.584	1.498	1.421	1.821	16.23
31) T n-Hexane	1.897	2.045	1.745	1.687	1.959	1.780	1.966	1.872	1.799	1.861	6.30
32) T Chloroform	1.394	1.407	1.403	1.405	1.394	1.396	1.393	1.392	1.385	1.397	0.50
33) S 1,2-Dichloroet...	0.697	0.683	0.623	0.656	0.808	0.744	0.823	0.788	0.773	0.733	9.68
34) T Tetrahydrofura...	1.313	1.542	1.320	1.380	1.589	1.463	1.629	1.543	1.481	1.473	7.78
35) T Ethyl tert-But...	1.256	1.415	1.246	1.202	1.383	1.265	1.386	1.335	1.278	1.307	5.71
36) T 1,2-Dichloroet...	-----ISTD-----										
37) IR 1,4-Difluorobenzen...	0.333	0.329	0.311	0.302	0.363	0.335	0.375	0.356	0.337	0.338	6.97
38) T 1,1,1-Trichlor...	0.125	0.121	0.115	0.117	0.138	0.129	0.137	0.130	0.120	0.126	6.61
39) T Isopropyl Acetate	0.206	0.176	0.176	0.192	0.217	0.219	0.263	0.246	0.224	0.213	13.88
40) T 1-Butanol	1.113	1.084	0.848	0.813	0.927	0.829	0.883	0.855	0.809	0.907	12.65
41) T Benzene	0.254	0.281	0.258	0.244	0.301	0.282	0.315	0.303	0.286	0.280	8.63
42) T Carbon Tetrach...	-----ISTD-----										

Method Path : I:\MS08\Methods\
 Method File : R8032916.M

Title	EPA TO-15 per SOP VOA-TO15 (CASS TO-15/GC-MS)											
43) T	Cyclohexane	0.423	0.465	0.377	0.363	0.413	0.377	0.403	0.382	0.352	0.395	8.86
44) T	tert-Amyl Meth...	0.665	0.715	0.630	0.613	0.733	0.676	0.762	0.720	0.668	0.687	7.16
45) T	1,2-Dichloropr...	0.221	0.229	0.199	0.200	0.232	0.211	0.231	0.220	0.210	0.217	5.84
46) T	Bromodichlorom...	0.239	0.277	0.244	0.237	0.297	0.284	0.328	0.314	0.296	0.280	11.89
47) T	Trichloroethene	0.258	0.307	0.263	0.256	0.295	0.271	0.295	0.288	0.277	0.279	6.53
48) T	1,4-Dioxane	0.149	0.152	0.168	0.168	0.201	0.190	0.212	0.204	0.191	0.182	12.77
49) T	2,2,4-Trimethy...	1.055	1.115	0.983	0.956	1.076	0.978	1.065	1.000	0.897	1.014	6.80
50) T	Methyl Methacr...	0.236	0.250	0.221	0.224	0.249	0.227	0.231	0.225	0.216	0.231	10.30
51) T	n-Heptane	0.276	0.285	0.351	0.342	0.397	0.382	0.358	0.341	0.320	0.302	5.13
52) T	cis-1,3-Dichlo...	0.160	0.182	0.211	0.205	0.233	0.220	0.202	0.202	0.202	0.202	13.43
53) T	4-Methyl-2-pen...	0.225	0.233	0.304	0.309	0.369	0.356	0.336	0.305	0.305	0.305	12.11
54) T	trans-1,3-Dich...	0.198	0.232	0.202	0.209	0.242	0.224	0.254	0.242	0.229	0.226	18.57
55) T	1,1,2-Trichlor...	0.198	0.232	0.202	0.209	0.242	0.224	0.254	0.242	0.229	0.226	8.57
56) IR	Chlorobenzene-d5	(...)	(...)	(...)	(...)	(...)	(...)	(...)	(...)	(...)	(...)	(...)
57) S	Toluene-d8 (SS2)	2.468	2.461	2.460	2.458	2.405	2.408	2.365	2.362	2.355	2.416	1.95
58) T	Toluene	3.655	3.802	3.319	3.101	2.588	2.338	2.541	2.400	2.266	2.890	20.45
59) T	2-Hexanone	0.964	1.091	1.109	1.193	1.186	1.119	1.275	1.187	1.093	1.135	7.77
60) T	Dibromochlorom...	0.507	0.543	0.489	0.516	0.638	0.635	0.746	0.707	0.680	0.607	15.73
61) T	1,2-Dibromoethane	0.518	0.582	0.543	0.556	0.664	0.632	0.714	0.679	0.651	0.615	11.06
62) T	n-Butyl Acetate	0.995	1.022	1.030	1.100	1.293	1.266	1.440	1.343	1.226	1.190	13.41
63) T	n-Octane	0.464	0.515	0.491	0.467	0.539	0.483	0.520	0.490	0.461	0.492	5.54
64) T	Tetrachloroethene	0.818	0.890	0.771	0.777	0.883	0.799	0.883	0.842	0.818	0.831	5.52
65) T	Chlorobenzene	1.720	1.880	1.576	1.550	1.759	1.587	1.783	1.668	1.588	1.679	6.78
66) T	Ethylbenzene	2.805	2.930	2.576	2.504	2.931	2.672	2.998	2.796	2.612	2.758	6.37
67) S	m- & p-Xylenes	2.278	2.390	2.067	2.023	2.333	2.089	2.353	2.189	2.033	2.195	6.69
68) T	Bromoform	0.422	0.469	0.452	0.447	0.578	0.602	0.747	0.712	0.689	0.569	22.26
69) T	Styrene	1.459	1.541	1.437	1.460	1.751	1.705	1.987	1.864	1.745	1.661	11.86
70) T	o-Xylene	2.358	2.434	2.214	2.105	2.442	2.229	2.497	2.322	2.162	2.307	5.93
71) T	n-Nonane	1.193	1.198	1.087	1.048	1.198	1.115	1.228	1.111	0.983	1.129	7.25
72) T	1,1,2,2-Tetrac...	0.875	1.009	0.920	0.914	1.080	1.036	1.176	1.096	1.022	1.014	9.63
73) S	Bromofluoroben...	1.026	1.004	1.018	1.027	1.035	1.042	1.044	1.042	1.032	1.030	1.26
74) T	Cumene	3.231	3.394	2.931	2.769	3.265	3.000	3.370	3.115	2.856	3.104	7.31
75) T	alpha-Pinene	1.458	1.611	1.358	1.353	1.543	1.476	1.674	1.562	1.449	1.498	7.27
76) T	n-Propylbenzene	3.670	3.736	3.360	3.255	3.809	3.529	3.914	3.591	3.252	3.568	6.71
77) T	3-Ethyltoluene	3.214	3.195	2.706	2.670	3.196	3.017	3.301	3.167	2.765	3.026	8.14
78) T	4-Ethyltoluene	3.009	3.053	2.798	2.644	2.984	2.729	3.160	2.783	2.671	2.870	6.44
79) T	1,3,5-Trimethy...	2.603	2.726	2.337	2.254	2.671	2.417	2.716	2.513	2.318	2.506	7.25
80) T	alpha-Methylst...	1.079	1.150	1.160	1.151	1.402	1.365	1.602	1.492	1.403	1.312	13.88
81) T	2-Ethyltoluene	3.080	3.131	2.764	2.684	3.123	2.855	3.189	2.920	2.667	2.935	6.92
82) T	1,2,4-Trimethy...	2.570	2.564	2.297	2.230	2.623	2.439	2.773	2.562	2.300	2.484	7.23
83) T	n-Decane	1.322	1.308	1.213	1.199	1.358	1.260	1.389	1.252	1.102	1.267	7.00
84) T	Benzyl Chloride	1.492	1.498	1.349	1.376	1.750	1.907	2.415	2.261	2.068	1.791	22.02
85) T	1,3-Dichlorobe...	1.558	1.615	1.402	1.354	1.583	1.451	1.686	1.568	1.475	1.521	7.07
86) T	1,4-Dichlorobe...	1.712	1.821	1.508	1.426	1.618	1.490	1.733	1.621	1.516	1.605	8.17
87) T	sec-Butylbenzene	3.358	3.517	3.133	2.941	3.542	3.250	3.603	3.285	2.953	3.287	7.45
88) T	4-Isopropyltol...	3.132	3.478	2.986	2.936	3.487	3.227	3.622	3.307	2.864	3.227	8.32
89) T	1,2,3-Trimethy...	2.565	2.730	2.324	2.289	2.771	2.533	2.864	2.646	2.361	2.565	8.07
90) T	1,2-Dichlorobe...	1.503	1.538	1.379	1.296	1.548	1.419	1.632	1.511	1.411	1.471	6.99
91) T	d-Limonene	0.761	0.865	0.765	0.812	0.932	0.912	1.037	0.943	0.824	0.872	10.52
92) T	1,2-Dibromo-3-...	0.418	0.456	0.409	0.417	0.524	0.541	0.647	0.606	0.574	0.510	17.46
93) T	n-Undecane	1.261	1.366	1.237	1.243	1.397	1.307	1.448	1.305	1.140	1.300	7.19
94) T	1,2,4-Trichlor...	1.237	1.255	1.002	1.024	1.146	1.090	1.343	1.257	1.188	1.171	9.82

Method Path : I:\MS08\Methods\
 Method File : R8032916.M
 Title : EPA TO-15 per SOP VOA-TO15 (CASS TO-15/GC-MS)

95) T	Naphthalene	4.226	3.852	3.086	2.988	3.378	3.272	4.153	3.807	3.417	3.576	12.61
96) T	n-Dodecane	1.223	1.258	1.181	1.209	1.205	1.179	1.375	1.223	1.025	1.209	7.50
97) T	Hexachlorobuta...	0.788	0.835	0.736	0.676	0.814	0.751	0.847	0.797	0.764	0.779	6.85
98) T	Cyclohexanone	0.709	0.732	0.693	0.698	0.735	0.726	0.863	0.801	0.744	0.745	7.33
99) T	tert-Butylbenzene	2.608	2.719	2.461	2.281	2.747	2.494	2.813	2.599	2.324	2.561	7.25
100) T	n-Butylbenzene	2.470	2.542	2.321	2.321	2.643	2.458	2.743	2.504	2.237	2.471	6.56

(#) = Out of Range

Primary Source Standards Concentrations (Working & Initial Calibration)

1ng/L Std. ID: S29-03251605
 4ng/L Std. ID: S29-03251603
 20ng/L Std. ID: S29-03251602
 200ng/L Std. ID: S29-03251602

Compounds	Source Std. mg/m ³	Dilution Factors:					Working STD Conc.(ng/L):										
		5	50	250	1000	1000	4	4	4	4	20	200	200	200	200	200	
cis-1,3-Dichloropropene	1.12	Primary Working Standards					0.020	0.025	0.050	0.100	0.050	0.025	0.125	0.125	0.125	0.25	0.50
		200ng/L	20ng/L	4ng/L	1ng/L	1ng/L	0.08ng	0.1ng	0.2ng	0.4ng	1ng	5ng	25ng	25ng	50ng	50ng	100ng
		224	22.4	4.48	1.12	0.0896	0.112	0.224	0.448	1.12	5.60	28.00	28.00	56.0	56.0	112	

Primary Source Standards Concentrations (Working & Initial Calibration)

1ng/L Std. ID: S29-03251605
 4ng/L Std. ID: S29-03251603
 20ng/L Std. ID: S29-03251603
 200ng/L Std. ID: S29-03251602

Compounds	Source Std. mg/m ³	Dilution Factors:				Primary Working Standards				Working STD Conc.(ng/L):							
		5	200ng/L	20ng/L	4ng/L	1000	4	0.025	0.10g	0.4ng	20	0.025	0.125	200	0.25	200	0.50
4-Methyl-2-pentanone	1.08	216	21.6	4.32	1.08	0.0864	0.108	0.432	1.728	0.0864	0.108	0.432	1.728	0.0864	0.108	0.432	1.728
trans-1,3-Dichloropropene	1.07	214	21.4	4.28	1.07	0.0856	0.107	0.428	1.718	0.0856	0.107	0.428	1.718	0.0856	0.107	0.428	1.718
1,1,2-Trichloroethane	1.05	210	21.0	4.20	1.05	0.0840	0.105	0.420	1.680	0.0840	0.105	0.420	1.680	0.0840	0.105	0.420	1.680
Toluene	1.05	210	21.0	4.20	1.05	0.0840	0.105	0.420	1.680	0.0840	0.105	0.420	1.680	0.0840	0.105	0.420	1.680
2-Hexanone	1.11	222	22.2	4.44	1.11	0.0888	0.111	0.444	1.776	0.0888	0.111	0.444	1.776	0.0888	0.111	0.444	1.776
Dibromochloromethane	1.10	220	22.0	4.40	1.10	0.0880	0.110	0.440	1.760	0.0880	0.110	0.440	1.760	0.0880	0.110	0.440	1.760
1,2-Dibromoethane	1.07	214	21.4	4.28	1.07	0.0856	0.107	0.428	1.718	0.0856	0.107	0.428	1.718	0.0856	0.107	0.428	1.718
n-Butyl Acetate	1.11	222	22.2	4.44	1.11	0.0888	0.111	0.444	1.776	0.0888	0.111	0.444	1.776	0.0888	0.111	0.444	1.776
n-Octane	1.03	206	20.6	4.12	1.03	0.0824	0.103	0.412	1.668	0.0824	0.103	0.412	1.668	0.0824	0.103	0.412	1.668
Tetrachloroethene	0.99	198	19.8	3.96	0.99	0.0792	0.099	0.396	1.584	0.0792	0.099	0.396	1.584	0.0792	0.099	0.396	1.584
Chlorobenzene	1.07	214	21.4	4.28	1.07	0.0856	0.107	0.428	1.718	0.0856	0.107	0.428	1.718	0.0856	0.107	0.428	1.718
Ethylbenzene	1.05	210	21.0	4.20	1.05	0.0840	0.105	0.420	1.680	0.0840	0.105	0.420	1.680	0.0840	0.105	0.420	1.680
m-tp-Xylene	2.08	416	41.6	8.32	2.08	0.1664	0.208	0.832	3.328	0.1664	0.208	0.832	3.328	0.1664	0.208	0.832	3.328
Bromoform	1.07	214	21.4	4.28	1.07	0.0856	0.107	0.428	1.718	0.0856	0.107	0.428	1.718	0.0856	0.107	0.428	1.718
Styrene	1.08	216	21.6	4.32	1.08	0.0864	0.108	0.432	1.744	0.0864	0.108	0.432	1.744	0.0864	0.108	0.432	1.744
o-Xylene	1.02	204	20.4	4.08	1.02	0.0816	0.102	0.408	1.646	0.0816	0.102	0.408	1.646	0.0816	0.102	0.408	1.646
n-Nonane	1.01	202	20.2	4.04	1.01	0.0808	0.101	0.404	1.630	0.0808	0.101	0.404	1.630	0.0808	0.101	0.404	1.630
1,1,2,2-Tetrachloroethane	1.00	200	20.0	4.00	1.00	0.0800	0.100	0.400	1.600	0.0800	0.100	0.400	1.600	0.0800	0.100	0.400	1.600
Cumene	1.01	202	20.2	4.04	1.01	0.0808	0.101	0.404	1.630	0.0808	0.101	0.404	1.630	0.0808	0.101	0.404	1.630
alpha-Pinene	1.03	206	20.6	4.12	1.03	0.0824	0.103	0.412	1.668	0.0824	0.103	0.412	1.668	0.0824	0.103	0.412	1.668
n-Propylbenzene	1.00	200	20.0	4.00	1.00	0.0800	0.100	0.400	1.600	0.0800	0.100	0.400	1.600	0.0800	0.100	0.400	1.600
3-Ethyltoluene	1.04	208	20.8	4.16	1.04	0.0832	0.104	0.416	1.664	0.0832	0.104	0.416	1.664	0.0832	0.104	0.416	1.664
4-Ethyltoluene	1.05	210	21.0	4.20	1.05	0.0840	0.105	0.420	1.680	0.0840	0.105	0.420	1.680	0.0840	0.105	0.420	1.680
1,3,5-Trimethylbenzene	1.04	208	20.8	4.16	1.04	0.0832	0.104	0.416	1.664	0.0832	0.104	0.416	1.664	0.0832	0.104	0.416	1.664
alpha-Methylstyrene	1.03	206	20.6	4.12	1.03	0.0824	0.103	0.412	1.668	0.0824	0.103	0.412	1.668	0.0824	0.103	0.412	1.668
2-Ethyltoluene	1.04	208	20.8	4.16	1.04	0.0832	0.104	0.416	1.664	0.0832	0.104	0.416	1.664	0.0832	0.104	0.416	1.664
1,2,4-Trimethylbenzene	1.04	208	20.8	4.16	1.04	0.0832	0.104	0.416	1.664	0.0832	0.104	0.416	1.664	0.0832	0.104	0.416	1.664
n-Decane	1.01	202	20.2	4.04	1.01	0.0808	0.101	0.404	1.630	0.0808	0.101	0.404	1.630	0.0808	0.101	0.404	1.630
Benzyl Chloride	1.08	216	21.6	4.32	1.08	0.0864	0.108	0.432	1.744	0.0864	0.108	0.432	1.744	0.0864	0.108	0.432	1.744
1,3-Dichlorobenzene	1.08	216	21.6	4.32	1.08	0.0864	0.108	0.432	1.744	0.0864	0.108	0.432	1.744	0.0864	0.108	0.432	1.744
1,4-Dichlorobenzene	1.05	210	21.0	4.20	1.05	0.0840	0.105	0.420	1.680	0.0840	0.105	0.420	1.680	0.0840	0.105	0.420	1.680
sec-Butylbenzene	1.06	212	21.2	4.24	1.06	0.0848	0.106	0.424	1.704	0.0848	0.106	0.424	1.704	0.0848	0.106	0.424	1.704
p-Isopropyltoluene	1.00	200	20.0	4.00	1.00	0.0800	0.100	0.400	1.600	0.0800	0.100	0.400	1.600	0.0800	0.100	0.400	1.600
1,2,3-Trimethylbenzene	1.04	208	20.8	4.16	1.04	0.0832	0.104	0.416	1.664	0.0832	0.104	0.416	1.664	0.0832	0.104	0.416	1.664
1,2-Dichlorobenzene	1.07	214	21.4	4.28	1.07	0.0856	0.107	0.428	1.718	0.0856	0.107	0.428	1.718	0.0856	0.107	0.428	1.718
d-Limonene	1.04	208	20.8	4.16	1.04	0.0832	0.104	0.416	1.664	0.0832	0.104	0.416	1.664	0.0832	0.104	0.416	1.664
1,2-Dibromo-3-chloropropane	1.04	208	20.8	4.16	1.04	0.0832	0.104	0.416	1.664	0.0832	0.104	0.416	1.664	0.0832	0.104	0.416	1.664
n-Undecane	1.01	202	20.2	4.04	1.01	0.0808	0.101	0.404	1.630	0.0808	0.101	0.404	1.630	0.0808	0.101	0.404	1.630
1,2,4-Trichlorobenzene	1.04	208	20.8	4.16	1.04	0.0832	0.104	0.416	1.664	0.0832	0.104	0.416	1.664	0.0832	0.104	0.416	1.664
Naphthalene	1.00	200	20.0	4.00	1.00	0.0800	0.100	0.400	1.600	0.0800	0.100	0.400	1.600	0.0800	0.100	0.400	1.600
n-Dodecane	1.04	208	20.8	4.16	1.04	0.0832	0.104	0.416	1.664	0.0832	0.104	0.416	1.664	0.0832	0.104	0.416	1.664
Hexachloro-1,3-butadiene	1.07	214	21.4	4.28	1.07	0.0856	0.107	0.428	1.718	0.0856	0.107	0.428	1.718	0.0856	0.107	0.428	1.718
Methacrylonitrile	1.03	206	20.6	4.12	1.03	0.0824	0.103	0.412	1.668	0.0824	0.103	0.412	1.668	0.0824	0.103	0.412	1.668
Cyclohexanone	1.12	224	22.4	4.48	1.12	0.0896	0.112	0.448	1.816	0.0896	0.112	0.448	1.816	0.0896	0.112	0.448	1.816
tert-Butylbenzene	1.05	210	21.0	4.20	1.05	0.0840	0.105	0.420	1.680	0.0840	0.105	0.420	1.680	0.0840	0.105	0.420	1.680
n-Butylbenzene	1.08	216	21.6	4.32	1.08	0.0864	0.108	0.432	1.744	0.0864	0.108	0.432	1.744	0.0864	0.108	0.432	1.744

Method : I:\MS08\Methods\R8032916.M (RTE Integrator)
 Title : EPA TO-15 per SOP VOA-TO15 (CASS TO-15/GC-MS)
 Last Update : Tue Mar 29 13:08:11 2016
 Response via : Initial Calibration

#	ID	Conc	ISTD Conc	Path\File	107 3/29/16
1	0.08	0	13	I:\MS08\Data\2016_03\29\03291602.D	
2	0.10	0	13	I:\MS08\Data\2016_03\29\03291603.D	
3	0.20	0	13	I:\MS08\Data\2016_03\29\03291604.D	
4	0.40	0	13	I:\MS08\Data\2016_03\29\03291605.D	
5	1.0	1	13	I:\MS08\Data\2016_03\29\03291606.D	
6	5.0	5	13	I:\MS08\Data\2016_03\29\03291607.D	
7	25	26	13	I:\MS08\Data\2016_03\29\03291608.D	
8	50	52	13	I:\MS08\Data\2016_03\29\03291609.D	
9	100	103	13	I:\MS08\Data\2016_03\29\03291610.D	

#	ID	Update Time				Quant Time				Acquisition Time			
1	0.08	Mar	29	12:19	2016	Mar	29	11:15	2016	29	Mar	2016	7:33
2	0.10	Mar	29	12:19	2016	Mar	29	11:15	2016	29	Mar	2016	8:05
3	0.20	Mar	29	12:19	2016	Mar	29	11:15	2016	29	Mar	2016	8:38
4	0.40	Mar	29	12:20	2016	Mar	29	11:15	2016	29	Mar	2016	9:10
5	1.0	Mar	29	12:20	2016	Mar	29	11:15	2016	29	Mar	2016	9:43
6	5.0	Mar	29	12:20	2016	Mar	29	11:15	2016	29	Mar	2016	10:15
7	25	Mar	29	12:20	2016	Mar	29	11:15	2016	29	Mar	2016	10:48
8	50	Mar	29	12:20	2016	Mar	29	12:01	2016	29	Mar	2016	11:20
9	100	Mar	29	12:21	2016	Mar	29	12:17	2016	29	Mar	2016	11:53

R8032916.M

Tue Mar 29 13:14:18 2016

Data File: I:\MS08\Data\2016 03\29\03291602.D

Acq On : 29 Mar 2016 7:33 Operator: WA

Sample : 0.08ng TO-15 ICAL Std

Misc : S29-03281601/S29-03251605 (4/23)

ALS Vial : 13 Sample Multiplier: 1

Quant Time: Mar 29 11:15:22 2016

Quant Method : I:\MS08\Methods\R8032916.M

Quant Title : EPA TO-15 per SOP VOA-TO15 (CASS TO-15/GC-MS)

QLast Update : Tue Mar 29 11:14:55 2016

Response via : Initial Calibration

WA 3/29/16

DataAcq Meth:TO15.M

Internal Standards	R.T.	QIon	Response	Conc	Units	Dev (Min)
1) Bromochloromethane (IS1)	8.79	130	148594	12.500	ng	-0.02
37) 1,4-Difluorobenzene (IS2)	10.53	114	749312	12.500	ng	-0.01
56) Chlorobenzene-d5 (IS3)	14.57	82	291416	12.500	ng	0.00

System Monitoring Compounds

33) 1,2-Dichloroethane-d4(...)	9.48	65	207207	11.057	ng	-0.02
Spiked Amount	12.500	Range	70 - 130	Recovery	=	88.48%
57) Toluene-d8 (SS2)	12.77	98	719358	13.659	ng	-0.01
Spiked Amount	12.500	Range	70 - 130	Recovery	=	109.28%
73) Bromofluorobenzene (SS3)	16.07	174	299101	13.029	ng	0.00
Spiked Amount	12.500	Range	70 - 130	Recovery	=	104.24%

Target Compounds

						Qvalue
2) Propene	3.93	42	1312	0.087	ng	94
3) Dichlorodifluoromethan...	4.03	85	2074	0.077	ng	# 92
4) Chloromethane	4.24	50	1192	0.062	ng	# 42
5) 1,2-Dichloro-1,1,2,2-t...	4.38	135	1242	0.083	ng	# 43
6) Vinyl Chloride	4.52	62	953	0.046	ng	# 42
7) 1,3-Butadiene	4.69	54	978	0.069	ng	92
8) Bromomethane	4.99	94	867	0.073	ng	91
9) Chloroethane	5.20	64	744	0.070	ng	# 43
10) Ethanol	5.38	45	5519	0.550	ng	96
11) Acetonitrile	5.64	41	2206	0.087	ng	82
12) Acrolein	5.74	56	576	0.076	ng	# 63
13) Acetone	5.86	58	8905	0.816	ng	# 83
14) Trichlorofluoromethane	6.03	101	1899	0.082	ng	97
15) 2-Propanol (Isopropanol)	6.15	45	5792	0.174	ng	96
16) Acrylonitrile	6.38	53	134	0.008	ng	84
17) 1,1-Dichloroethene	6.68	96	950	0.077	ng	97
18) 2-Methyl-2-Propanol (t...	6.77	59	5591	0.158	ng	93
19) Methylene Chloride	6.79	84	3576	0.226	ng	96
20) 3-Chloro-1-propene (Al...	6.92	41	1054	0.064	ng	# 35
21) Trichlorotrifluoroethane	7.07	151	1145	0.098	ng	100
22) Carbon Disulfide	7.08	76	5193	0.089	ng	# 73
23) trans-1,2-Dichloroethene	7.71	61	1083	0.061	ng	92
24) 1,1-Dichloroethane	7.88	63	1943	0.084	ng	# 42
25) Methyl tert-Butyl Ether	7.96	73	3412	0.084	ng	93
26) Vinyl Acetate	8.05	86	885	0.242	ng	# 34
27) 2-Butanone (MEK)	8.27	72	959	0.119	ng	# 14
28) cis-1,2-Dichloroethene	8.65	61	1227	0.072	ng	100
29) Diisopropyl Ether	8.87	87	1001	0.086	ng	# 75
30) Ethyl Acetate	8.87	61	561	0.130	ng	# 8
31) n-Hexane	8.86	57	1987	0.092	ng	# 82
32) Chloroform	8.91	83	1930	0.088	ng	96
34) Tetrahydrofuran (THF)	9.29	72	676	0.078	ng	90
35) Ethyl tert-Butyl Ether	9.34	87	1311	0.078	ng	# 83
36) 1,2-Dichloroethane	9.58	62	1254	0.077	ng	# 4
38) 1,1,1-Trichloroethane	9.82	97	1643	0.082	ng	93
39) Isopropyl Acetate	10.15	61	1330	0.166	ng	# 89
40) 1-Butanol	10.18	56	2237	0.156	ng	# 75
41) Benzene	10.23	78	5924	0.111	ng	97
42) Carbon Tetrachloride	10.36	117	1314	0.080	ng	99
43) Cyclohexane	10.48	84	4244	0.184	ng	96
44) tert-Amyl Methyl Ether	10.76	73	3318	0.082	ng	96
45) 1,2-Dichloropropane	10.97	63	1114	0.086	ng	87
46) Bromodichloromethane	11.13	83	1227	0.074	ng	95
47) Trichloroethene	11.18	130	1276	0.084	ng	90
48) 1,4-Dioxane	11.17	88	774	0.071	ng	# 19
49) 2,2,4-Trimethylpentane...	11.23	57	5212	0.087	ng	98

51 of 199

Data File: I:\MS08\Data\2016 03\29\03291602.D

Acq On : 29 Mar 2016 7:33 Operator: WA

Sample : 0.08ng TO-15 ICAL Std

Misc : S29-03281601/S29-03251605 (4/23)

ALS Vial : 13 Sample Multiplier: 1

Quant Time: Mar 29 11:15:22 2016

Quant Method : I:\MS08\Methods\R8032916.M

Quant Title : EPA TO-15 per SOP VOA-TO15 (CASS TO-15/GC-MS)

QLast Update : Tue Mar 29 11:14:55 2016

Response via : Initial Calibration

DataAcq Meth:TO15.M

Internal Standards	R.T.	QIon	Response	Conc	Units	Dev(Min)
50) Methyl Methacrylate	11.34	100	587	0.101	ng #	51
51) n-Heptane	11.45	71	1212	0.093	ng #	80
52) cis-1,3-Dichloropropene	11.96	75	1393	0.072	ng #	43
53) 4-Methyl-2-pentanone	12.00	58	664	0.057	ng #	37
54) trans-1,3-Dichloropropene	12.45	75	870	0.046	ng #	42
55) 1,1,2-Trichloroethane	12.59	97	998	0.077	ng	95
58) Toluene	12.87	91	7158	0.148	ng	99
59) 2-Hexanone	13.12	43	1996	0.082	ng	90
60) Dibromochloromethane	13.26	129	1041	0.089	ng	94
61) 1,2-Dibromoethane	13.51	107	1033	0.086	ng	93
62) n-Butyl Acetate	13.70	43	2059	0.076	ng #	75
63) n-Octane	13.80	57	891	0.087	ng	92
64) Tetrachloroethene	13.95	166	1510	0.103	ng	96
65) Chlorobenzene	14.62	112	3433	0.106	ng	94
66) Ethylbenzene	15.00	91	5494	0.104	ng	94
67) m- & p-Xylenes	15.18	91	8836	0.206	ng	94
68) Bromoform	15.25	173	842	0.076	ng #	28
69) Styrene	15.54	104	2939	0.094	ng	95
70) o-Xylene	15.64	91	4486	0.099	ng	99
71) n-Nonane	15.85	43	2248	0.094	ng	87
72) 1,1,2,2-Tetrachloroethane	15.62	83	1631	0.080	ng	98
74) Cumene	16.21	105	6087	0.102	ng	97
75) alpha-Pinene	16.59	93	2801	0.099	ng #	8
76) n-Propylbenzene	16.70	91	6844	0.099	ng	98
77) 3-Ethyltoluene	16.81	105	6234	0.112	ng	98
78) 4-Ethyltoluene	16.84	105	5892	0.109	ng	94
79) 1,3,5-Trimethylbenzene	16.92	105	5049	0.105	ng	91
80) alpha-Methylstyrene	17.06	118	2073	0.086	ng #	81
81) 2-Ethyltoluene	17.10	105	5975	0.108	ng	97
82) 1,2,4-Trimethylbenzene	17.31	105	4985	0.104	ng	93
83) n-Decane	17.41	57	2490	0.096	ng	95
84) Benzyl Chloride	17.44	91	3005	0.076	ng	87
85) 1,3-Dichlorobenzene	17.46	146	3138	0.114	ng	100
86) 1,4-Dichlorobenzene	17.53	146	3352	0.115	ng	99
87) sec-Butylbenzene	17.57	105	6638	0.107	ng	97
88) 4-Isopropyltoluene (p-...	17.72	119	5841	0.097	ng	97
89) 1,2,3-Trimethylbenzene	17.72	105	4975	0.100	ng	96
90) 1,2-Dichlorobenzene	17.85	146	3000	0.112	ng	94
91) d-Limonene	17.86	68	1476	0.085	ng	96
92) 1,2-Dibromo-3-Chloropr...	18.27	157	810	0.084	ng #	76
93) n-Undecane	18.61	57	2375	0.093	ng	96
94) 1,2,4-Trichlorobenzene	19.47	180	2400	0.118	ng	99
95) Naphthalene	19.58	128	7881	0.120	ng	93
96) n-Dodecane	19.58	57	2373	0.100	ng	96
97) Hexachlorobutadiene	19.91	225	1572	0.119	ng	100
98) Cyclohexanone	15.34	55	1482	0.095	ng	90
99) tert-Butylbenzene	17.31	119	5107	0.106	ng	97
100) n-Butylbenzene	18.12	91	4976	0.104	ng	94

(#) = qualifier out of range (m) = manual integration (+) = signals summed

Data File: I:\MS08\Data\2016 03\29\03291603.D

Acq On : 29 Mar 2016 8:05 Operator: WA

Sample : 0.10ng TO-15 ICAL Std

Misc : S29-03281601/S29-03251605 (4/23)

ALS Vial : 13 Sample Multiplier: 1

Quant Time: Mar 29 11:15:23 2016

Quant Method : I:\MS08\Methods\R8032916.M

Quant Title : EPA TO-15 per SOP VOA-TO15 (CASS TO-15/GC-MS)

QLast Update : Tue Mar 29 11:14:55 2016

Response via : Initial Calibration

WA 3/29/16

DataAcq Meth:TO15.M

Internal Standards	R.T.	QIon	Response	Conc	Units	Dev (Min)
1) Bromochloromethane (IS1)	8.79	130	136468	12.500	ng	-0.02
37) 1,4-Difluorobenzene (IS2)	10.53	114	696790	12.500	ng	-0.01
56) Chlorobenzene-d5 (IS3)	14.57	82	269984	12.500	ng	0.00

System Monitoring Compounds

33) 1,2-Dichloroethane-d4(...)	9.48	65	192005	11.156	ng	-0.02
Spiked Amount	12.500	Range	70 - 130	Recovery	=	89.28%
57) Toluene-d8 (SS2)	12.77	98	664351	13.616	ng	0.00
Spiked Amount	12.500	Range	70 - 130	Recovery	=	108.96%
73) Bromofluorobenzene (SS3)	16.07	174	271173	12.750	ng	0.00
Spiked Amount	12.500	Range	70 - 130	Recovery	=	102.00%

Target Compounds

						Qvalue
2) Propene	3.93	42	1359	0.099	ng	85
3) Dichlorodifluoromethan...	4.03	85	2766	0.112	ng	# 87
4) Chloromethane	4.24	50	1388	0.079	ng	# 42
5) 1,2-Dichloro-1,1,2,2-t...	4.38	135	1545	0.113	ng	# 43
6) Vinyl Chloride	4.52	62	1184	0.062	ng	# 42
7) 1,3-Butadiene	4.68	54	1000	0.077	ng	96
8) Bromomethane	5.00	94	985	0.091	ng	97
9) Chloroethane	5.20	64	947	0.096	ng	# 43
10) Ethanol	5.38	45	5132	0.557	ng	92
11) Acetonitrile	5.64	41	2482	0.106	ng	72
12) Acrolein	5.74	56	530	0.076	ng	# 55
13) Acetone	5.86	58	10236	1.021	ng	88
14) Trichlorofluoromethane	6.03	101	2282	0.108	ng	95
15) 2-Propanol (Isopropanol)	6.15	45	7092	0.232	ng	98
16) Acrylonitrile	6.39	53	931	0.063	ng	# 68
17) 1,1-Dichloroethene	6.68	96	1290	0.114	ng	100
18) 2-Methyl-2-Propanol (t...	6.77	59	7193	0.221	ng	91
19) Methylene Chloride	6.79	84	3709	0.255	ng	95
20) 3-Chloro-1-propene (Al...	6.91	41	1354	0.089	ng	# 35
21) Trichlorotrifluoroethane	7.07	151	1363	0.127	ng	96
22) Carbon Disulfide	7.07	76	6851	0.128	ng	# 73
23) trans-1,2-Dichloroethene	7.70	61	1550	0.095	ng	97
24) 1,1-Dichloroethane	7.88	63	2373	0.111	ng	90
25) Methyl tert-Butyl Ether	7.97	73	4384	0.118	ng	89
26) Vinyl Acetate	8.04	86	1274	0.380	ng	# 41
27) 2-Butanone (MEK)	8.27	72	1339	0.181	ng	# 37
28) cis-1,2-Dichloroethene	8.65	61	1609	0.102	ng	100
29) Diisopropyl Ether	8.87	87	1280	0.120	ng	# 76
30) Ethyl Acetate	8.87	61	747	0.189	ng	# 8
31) n-Hexane	8.87	57	2679	0.134	ng	# 83
32) Chloroform	8.91	83	2389	0.119	ng	99
34) Tetrahydrofuran (THF)	9.30	72	761	0.096	ng	# 80
35) Ethyl tert-Butyl Ether	9.35	87	1768	0.114	ng	92
36) 1,2-Dichloroethane	9.59	62	1622	0.109	ng	# 41
38) 1,1,1-Trichloroethane	9.82	97	1891	0.101	ng	96
39) Isopropyl Acetate	10.14	61	1495	0.201	ng	# 81
40) 1-Butanol	10.18	56	2214	0.166	ng	# 74
41) Benzene	10.23	78	6706	0.135	ng	94
42) Carbon Tetrachloride	10.37	117	1692	0.111	ng	89
43) Cyclohexane	10.48	84	5421	0.253	ng	95
44) tert-Amyl Methyl Ether	10.76	73	4143	0.110	ng	95
45) 1,2-Dichloropropane	10.96	63	1339	0.111	ng	96
46) Bromodichloromethane	11.13	83	1652	0.107	ng	93
47) Trichloroethene	11.17	130	1760	0.124	ng	94
48) 1,4-Dioxane	11.17	88	913	0.090	ng	92
49) 2,2,4-Trimethylpentane...	11.23	57	6403	0.114	ng	100

Data File: I:\MS08\Data\2016 03\29\03291603.D

Acq On : 29 Mar 2016 8:05

Operator: WA

Sample : 0.10ng TO-15 ICAL Std

Misc : S29-03281601/S29-03251605 (4/23)

ALS Vial : 13 Sample Multiplier: 1

Quant Time: Mar 29 11:15:23 2016

Quant Method : I:\MS08\Methods\R8032916.M

Quant Title : EPA TO-15 per SOP VOA-TO15 (CASS TO-15/GC-MS)

QLast Update : Tue Mar 29 11:14:55 2016

Response via : Initial Calibration

DataAcq Meth:TO15.M

Internal Standards	R.T.	QIon	Response	Conc	Units	Dev(Min)
50) Methyl Methacrylate	11.34	100	868	0.160	ng	# 86
51) n-Heptane	11.45	71	1489	0.122	ng	# 82
52) cis-1,3-Dichloropropene	11.96	75	1729	0.097	ng	# 43
53) 4-Methyl-2-pentanone	11.99	58	811	0.075	ng	# 40
54) trans-1,3-Dichloropropene	12.44	75	1127	0.064	ng	# 42
55) 1,1,2-Trichloroethane	12.59	97	1357	0.112	ng	92
58) Toluene	12.87	91	8622	0.192	ng	99
59) 2-Hexanone	13.12	43	2615	0.116	ng	79
60) Dibromochloromethane	13.25	129	1290	0.118	ng	95
61) 1,2-Dibromoethane	13.51	107	1346	0.122	ng	98
62) n-Butyl Acetate	13.71	43	2450	0.098	ng	# 75
63) n-Octane	13.80	57	1145	0.121	ng	99
64) Tetrachloroethene	13.95	166	1902	0.139	ng	92
65) Chlorobenzene	14.62	112	4345	0.145	ng	98
66) Ethylbenzene	15.00	91	6645	0.135	ng	93
67) m- & p-Xylenes	15.18	91	10736	0.271	ng	96
68) Bromoform	15.25	173	1083	0.105	ng	# 28
69) Styrene	15.54	104	3594	0.125	ng	91
70) o-Xylene	15.64	91	5362	0.128	ng	99
71) n-Nonane	15.85	43	2613	0.117	ng	95
72) 1,1,2,2-Tetrachloroethane	15.62	83	2179	0.115	ng	95
74) Cumene	16.21	105	7405	0.134	ng	95
75) alpha-Pinene	16.59	93	3583	0.137	ng	65
76) n-Propylbenzene	16.70	91	8069	0.125	ng	96
77) 3-Ethyltoluene	16.80	105	7176	0.139	ng	99
78) 4-Ethyltoluene	16.84	105	6924	0.139	ng	96
79) 1,3,5-Trimethylbenzene	16.92	105	6124	0.137	ng	96
80) alpha-Methylstyrene	17.07	118	2559	0.115	ng	87
81) 2-Ethyltoluene	17.10	105	7033	0.137	ng	96
82) 1,2,4-Trimethylbenzene	17.31	105	5759	0.130	ng	99
83) n-Decane	17.41	57	2854	0.119	ng	94
84) Benzyl Chloride	17.44	91	3495	0.095	ng	91
85) 1,3-Dichlorobenzene	17.46	146	3768	0.147	ng	99
86) 1,4-Dichlorobenzene	17.52	146	4130	0.153	ng	96
87) sec-Butylbenzene	17.57	105	8051	0.140	ng	97
88) 4-Isopropyltoluene (p-...	17.72	119	7511	0.134	ng	98
89) 1,2,3-Trimethylbenzene	17.72	105	6133	0.133	ng	96
90) 1,2-Dichlorobenzene	17.85	146	3555	0.143	ng	97
91) d-Limonene	17.86	68	1944	0.121	ng	97
92) 1,2-Dibromo-3-Chloropr...	18.26	157	1024	0.115	ng	# 74
93) n-Undecane	18.61	57	2979	0.125	ng	97
94) 1,2,4-Trichlorobenzene	19.47	180	2820	0.149	ng	96
95) Naphthalene	19.58	128	8320	0.137	ng	92
96) n-Dodecane	19.59	57	2826	0.129	ng	96
97) Hexachlorobutadiene	19.91	225	1929	0.157	ng	100
98) Cyclohexanone	15.34	55	1771	0.123	ng	89
99) tert-Butylbenzene	17.31	119	6167	0.138	ng	97
100) n-Butylbenzene	18.12	91	5930	0.133	ng	98

(#)= qualifier out of range (m) = manual integration (+) = signals summed

Data File: I:\MS08\Data\2016 03\29\03291604.D

Acq On : 29 Mar 2016 8:38 Operator: WA

Sample : 0.20ng TO-15 ICAL Std

Misc : S29-03281601/S29-03251605 (4/23)

ALS Vial : 13 Sample Multiplier: 1

Quant Time: Mar 29 11:15:24 2016

Quant Method : I:\MS08\Methods\R8032916.M

Quant Title : EPA TO-15 per SOP VOA-TO15 (CASS TO-15/GC-MS)

QLast Update : Tue Mar 29 11:14:55 2016

Response via : Initial Calibration

DataAcq Meth:TO15.M

WA 3/29/16

Internal Standards	R.T.	QIon	Response	Conc	Units	Dev(Min)
1) Bromochloromethane (IS1)	8.78	130	149805	12.500	ng	-0.03
37) 1,4-Difluorobenzene (IS2)	10.53	114	758172	12.500	ng	-0.01
56) Chlorobenzene-d5 (IS3)	14.57	82	293260	12.500	ng	0.00

System Monitoring Compounds

33) 1,2-Dichloroethane-d4(...)	9.48	65	210224	11.127	ng	-0.02
Spiked Amount	12.500	Range 70 - 130	Recovery =	89.04%		
57) Toluene-d8 (SS2)	12.77	98	721525	13.614	ng	0.00
Spiked Amount	12.500	Range 70 - 130	Recovery =	108.88%		
73) Bromofluorobenzene (SS3)	16.07	174	298467	12.920	ng	0.00
Spiked Amount	12.500	Range 70 - 130	Recovery =	103.36%		

Target Compounds

						Qvalue
2) Propene	3.92	42	2614	0.173	ng	88
3) Dichlorodifluoromethan...	4.01	85	5302	0.195	ng	# 90
4) Chloromethane	4.23	50	2818	0.146	ng	89
5) 1,2-Dichloro-1,1,2,2-t...	4.37	135	2962	0.197	ng	95
6) Vinyl Chloride	4.50	62	2756	0.132	ng	92
7) 1,3-Butadiene	4.68	54	1817	0.127	ng	90
8) Bromomethane	4.98	94	2044	0.171	ng	100
9) Chloroethane	5.19	64	1945	0.180	ng	89
10) Ethanol	5.36	45	9670	0.956	ng	94
11) Acetonitrile	5.63	41	4872	0.190	ng	84
12) Acrolein	5.73	56	1817	0.238	ng	76
13) Acetone	5.85	58	19862	1.805	ng	84
14) Trichlorofluoromethane	6.02	101	4637	0.200	ng	95
15) 2-Propanol (Isopropanol)	6.13	45	14038	0.418	ng	100
16) Acrylonitrile	6.35	53	2443	0.151	ng	97
17) 1,1-Dichloroethene	6.67	96	2624	0.211	ng	98
18) 2-Methyl-2-Propanol (t...	6.75	59	13455	0.377	ng	98
19) Methylene Chloride	6.78	84	5390	0.338	ng	98
20) 3-Chloro-1-propene (Al...	6.91	41	2783	0.167	ng	90
21) Trichlorotrifluoroethane	7.06	151	2643	0.224	ng	96
22) Carbon Disulfide	7.07	76	10964	0.186	ng	87
23) trans-1,2-Dichloroethene	7.69	61	3226	0.179	ng	97
24) 1,1-Dichloroethane	7.88	63	4470	0.191	ng	98
25) Methyl tert-Butyl Ether	7.95	73	8487	0.207	ng	95
26) Vinyl Acetate	8.03	86	3082	0.837	ng	# 86
27) 2-Butanone (MEK)	8.26	72	2957	0.365	ng	# 67
28) cis-1,2-Dichloroethene	8.65	61	3238	0.188	ng	96
29) Diisopropyl Ether	8.86	87	2445	0.209	ng	# 75
30) Ethyl Acetate	8.86	61	1610	0.370	ng	97
31) n-Hexane	8.87	57	4900	0.224	ng	99
32) Chloroform	8.91	83	4476	0.204	ng	99
34) Tetrahydrofuran (THF)	9.29	72	1523	0.175	ng	# 78
35) Ethyl tert-Butyl Ether	9.34	87	3323	0.195	ng	90
36) 1,2-Dichloroethane	9.58	62	3135	0.192	ng	97
38) 1,1,1-Trichloroethane	9.82	97	3881	0.191	ng	98
39) Isopropyl Acetate	10.13	61	3089	0.381	ng	# 90
40) 1-Butanol	10.16	56	4831	0.333	ng	89
41) Benzene	10.23	78	11419	0.212	ng	99
42) Carbon Tetrachloride	10.37	117	3374	0.203	ng	94
43) Cyclohexane	10.48	84	9563	0.410	ng	97
44) tert-Amyl Methyl Ether	10.76	73	7945	0.194	ng	96
45) 1,2-Dichloropropane	10.96	63	2532	0.193	ng	95
46) Bromodichloromethane	11.13	83	3168	0.188	ng	99
47) Trichloroethene	11.18	130	3287	0.213	ng	96
48) 1,4-Dioxane	11.16	88	2198	0.199	ng	96
49) 2,2,4-Trimethylpentane...	11.23	57	12277	0.202	ng	99

57 of 199

Data File: I:\MS08\Data\2016 03\29\03291604.D

Acq On : 29 Mar 2016 8:38 Operator: WA
 Sample : 0.20ng TO-15 ICAL Std
 Misc : S29-03281601/S29-03251605 (4/23)
 ALS Vial : 13 Sample Multiplier: 1

Quant Time: Mar 29 11:15:24 2016
 Quant Method : I:\MS08\Methods\R8032916.M
 Quant Title : EPA TO-15 per SOP VOA-TO15 (CASS TO-15/GC-MS)
 QLast Update : Tue Mar 29 11:14:55 2016
 Response via : Initial Calibration
 DataAcq Meth:TO15.M

Internal Standards	R.T.	QIon	Response	Conc	Units	Dev(Min)
50) Methyl Methacrylate	11.34	100	1825	0.309	ng	# 77
51) n-Heptane	11.45	71	2874	0.217	ng	96
52) cis-1,3-Dichloropropene	11.95	75	3744	0.192	ng	97
53) 4-Methyl-2-pentanone	11.99	58	2090	0.178	ng	84
54) trans-1,3-Dichloropropene	12.44	75	2925	0.152	ng	81
55) 1,1,2-Trichloroethane	12.59	97	2567	0.195	ng	96
58) Toluene	12.87	91	16353	0.335	ng	100
59) 2-Hexanone	13.09	43	5777	0.235	ng	91
60) Dibromochloromethane	13.25	129	2522	0.213	ng	97
61) 1,2-Dibromoethane	13.50	107	2727	0.227	ng	100
62) n-Butyl Acetate	13.69	43	5362	0.197	ng	93
63) n-Octane	13.80	57	2375	0.230	ng	93
64) Tetrachloroethene	13.95	166	3583	0.242	ng	98
65) Chlorobenzene	14.61	112	7912	0.243	ng	100
66) Ethylbenzene	15.00	91	12689	0.238	ng	97
67) m- & p-Xylenes	15.18	91	20169	0.468	ng	97
68) Bromoform	15.25	173	2270	0.203	ng	97
69) Styrene	15.54	104	7283	0.232	ng	99
70) o-Xylene	15.64	91	10596	0.233	ng	100
71) n-Nonane	15.85	43	5153	0.213	ng	95
72) 1,1,2,2-Tetrachloroethane	15.62	83	4315	0.210	ng	98
74) Cumene	16.21	105	13892	0.232	ng	97
75) alpha-Pinene	16.59	93	6564	0.231	ng	67
76) n-Propylbenzene	16.70	91	15767	0.226	ng	98
77) 3-Ethyltoluene	16.80	105	13207	0.236	ng	99
78) 4-Ethyltoluene	16.84	105	13787	0.254	ng	97
79) 1,3,5-Trimethylbenzene	16.92	105	11406	0.236	ng	100
80) alpha-Methylstyrene	17.06	118	5606	0.232	ng	92
81) 2-Ethyltoluene	17.10	105	13487	0.241	ng	96
82) 1,2,4-Trimethylbenzene	17.31	105	11209	0.233	ng	99
83) n-Decane	17.41	57	5748	0.221	ng	96
84) Benzyl Chloride	17.43	91	6838	0.172	ng	92
85) 1,3-Dichlorobenzene	17.46	146	7104	0.256	ng	100
86) 1,4-Dichlorobenzene	17.52	146	7432	0.254	ng	96
87) sec-Butylbenzene	17.57	105	15584	0.249	ng	98
88) 4-Isopropyltoluene (p-...	17.72	119	14012	0.230	ng	99
89) 1,2,3-Trimethylbenzene	17.72	105	11342	0.226	ng	99
90) 1,2-Dichlorobenzene	17.85	146	6921	0.256	ng	100
91) d-Limonene	17.85	68	3732	0.214	ng	98
92) 1,2-Dibromo-3-Chloropr...	18.26	157	1997	0.206	ng	90
93) n-Undecane	18.61	57	5863	0.227	ng	95
94) 1,2,4-Trichlorobenzene	19.47	180	4890	0.239	ng	98
95) Naphthalene	19.58	128	14482	0.219	ng	96
96) n-Dodecane	19.59	57	5765	0.242	ng	96
97) Hexachlorobutadiene	19.91	225	3695	0.277	ng	100
98) Cyclohexanone	15.33	55	3641	0.233	ng	98
99) tert-Butylbenzene	17.31	119	12123	0.250	ng	99
100) n-Butylbenzene	18.12	91	11761	0.244	ng	97

(#) = qualifier out of range (m) = manual integration (+) = signals summed

Data File: I:\MS08\Data\2016 03\29\03291605.D

Acq On : 29 Mar 2016 9:10 Operator: WA

Sample : 0.40ng TO-15 ICAL Std

Misc : S29-03281601/S29-03251605 (4/23)

ALS Vial : 13 Sample Multiplier: 1

Quant Time: Mar 29 11:15:26 2016

Quant Method : I:\MS08\Methods\R8032916.M

Quant Title : EPA TO-15 per SOP VOA-TO15 (CASS TO-15/GC-MS)

QLast Update : Tue Mar 29 11:14:55 2016

Response via : Initial Calibration

DataAcq Meth:TO15.M

3/29/16

Internal Standards	R.T.	QIon	Response	Conc	Units	Dev (Min)
1) Bromochloromethane (IS1)	8.79	130	152215	12.500	ng	-0.02
37) 1,4-Difluorobenzene (IS2)	10.53	114	763539	12.500	ng	-0.01
56) Chlorobenzene-d5 (IS3)	14.57	82	297554	12.500	ng	0.00

System Monitoring Compounds

33) 1,2-Dichloroethane-d4(...)	9.48	65	213872	11.141	ng	-0.02
Spiked Amount	12.500	Range	70 - 130	Recovery	=	89.12%
57) Toluene-d8 (SS2)	12.77	98	731525	13.604	ng	0.00
Spiked Amount	12.500	Range	70 - 130	Recovery	=	108.80%
73) Bromofluorobenzene (SS3)	16.07	174	305593	13.037	ng	0.00
Spiked Amount	12.500	Range	70 - 130	Recovery	=	104.32%

Target Compounds

	R.T.	QIon	Response	Conc	Units	Qvalue
2) Propene	3.91	42	5500	0.358	ng	91
3) Dichlorodifluoromethan...	4.01	85	10022	0.363	ng	# 97
4) Chloromethane	4.22	50	5015	0.255	ng	94
5) 1,2-Dichloro-1,1,2,2-t...	4.37	135	5808	0.380	ng	99
6) Vinyl Chloride	4.50	62	5909	0.279	ng	97
7) 1,3-Butadiene	4.67	54	3808	0.262	ng	96
8) Bromomethane	4.98	94	4296	0.354	ng	96
9) Chloroethane	5.19	64	3911	0.357	ng	97
10) Ethanol	5.36	45	18076	1.760	ng	95
11) Acetonitrile	5.58	41	9445	0.363	ng	88
12) Acrolein	5.72	56	3473	0.449	ng	92
13) Acetone	5.84	58	37354	3.340	ng	86
14) Trichlorofluoromethane	6.02	101	9029	0.382	ng	98
15) 2-Propanol (Isopropanol)	6.13	45	26021	0.763	ng	98
16) Acrylonitrile	6.35	53	5666	0.344	ng	98
17) 1,1-Dichloroethene	6.67	96	4978	0.394	ng	94
18) 2-Methyl-2-Propanol (t...	6.73	59	25969	0.716	ng	95
19) Methylene Chloride	6.79	84	7844	0.484	ng	95
20) 3-Chloro-1-propene (Al...	6.91	41	5963	0.352	ng	90
21) Trichlorotrifluoroethane	7.07	151	5386	0.449	ng	97
22) Carbon Disulfide	7.06	76	19728	0.329	ng	91
23) trans-1,2-Dichloroethene	7.69	61	6843	0.374	ng	94
24) 1,1-Dichloroethane	7.88	63	9068	0.381	ng	96
25) Methyl tert-Butyl Ether	7.95	73	16390	0.394	ng	97
26) Vinyl Acetate	8.03	86	6845	1.831	ng	# 92
27) 2-Butanone (MEK)	8.25	72	6061	0.736	ng	# 77
28) cis-1,2-Dichloroethene	8.65	61	6653	0.379	ng	100
29) Diisopropyl Ether	8.85	87	4911	0.413	ng	# 80
30) Ethyl Acetate	8.85	61	3908	0.885	ng	92
31) n-Hexane	8.87	57	9579	0.431	ng	99
32) Chloroform	8.91	83	8791	0.393	ng	100
34) Tetrahydrofuran (THF)	9.28	72	3260	0.368	ng	# 90
35) Ethyl tert-Butyl Ether	9.34	87	7059	0.408	ng	99
36) 1,2-Dichloroethane	9.59	62	6147	0.370	ng	99
38) 1,1,1-Trichloroethane	9.82	97	7604	0.371	ng	98
39) Isopropyl Acetate	10.13	61	6321	0.774	ng	95
40) 1-Butanol	10.15	56	10579	0.725	ng	88
41) Benzene	10.23	78	22057	0.406	ng	99
42) Carbon Tetrachloride	10.37	117	6440	0.385	ng	98
43) Cyclohexane	10.48	84	18554	0.790	ng	99
44) tert-Amyl Methyl Ether	10.76	73	15575	0.378	ng	97
45) 1,2-Dichloropropane	10.96	63	5126	0.388	ng	99
46) Bromodichloromethane	11.12	83	6197	0.365	ng	99
47) Trichloroethene	11.17	130	6437	0.414	ng	100
48) 1,4-Dioxane	11.15	88	4420	0.398	ng	100
49) 2,2,4-Trimethylpentane...	11.23	57	24047	0.392	ng	98

Data File: I:\MS08\Data\2016 03\29\03291605.D

Acq On : 29 Mar 2016 9:10 Operator: WA

Sample : 0.40ng TO-15 ICAL Std

Misc : S29-03281601/S29-03251605 (4/23)

ALS Vial : 13 Sample Multiplier: 1

Quant Time: Mar 29 11:15:26 2016

Quant Method : I:\MS08\Methods\R8032916.M

Quant Title : EPA TO-15 per SOP VOA-TO15 (CASS TO-15/GC-MS)

QLast Update : Tue Mar 29 11:14:55 2016

Response via : Initial Calibration

DataAcq Meth:TO15.M

Internal Standards	R.T.	QIon	Response	Conc	Units	Dev(Min)
50) Methyl Methacrylate	11.33	100	4488	0.755	ng	96
51) n-Heptane	11.45	71	5853	0.439	ng	99
52) cis-1,3-Dichloropropene	11.95	75	7802	0.398	ng	95
53) 4-Methyl-2-pentanone	11.98	58	4805	0.406	ng	93
54) trans-1,3-Dichloropropene	12.42	75	6092	0.315	ng	98
55) 1,1,2-Trichloroethane	12.59	97	5357	0.405	ng	94
58) Toluene	12.86	91	31004	0.627	ng	99
59) 2-Hexanone	13.09	43	12604	0.506	ng	93
60) Dibromochloromethane	13.25	129	5400	0.450	ng	99
61) 1,2-Dibromoethane	13.50	107	5660	0.464	ng	97
62) n-Butyl Acetate	13.68	43	11621	0.420	ng	98
63) n-Octane	13.80	57	4576	0.438	ng	99
64) Tetrachloroethene	13.95	166	7322	0.487	ng	99
65) Chlorobenzene	14.62	112	15791	0.478	ng	97
66) Ethylbenzene	15.00	91	25034	0.462	ng	97
67) m- & p-Xylenes	15.17	91	40064	0.916	ng	97
68) Bromoform	15.25	173	4552	0.400	ng	97
69) Styrene	15.53	104	15016	0.472	ng	99
70) o-Xylene	15.64	91	20445	0.444	ng	96
71) n-Nonane	15.85	43	10081	0.411	ng	99
72) 1,1,2,2-Tetrachloroethane	15.62	83	8706	0.418	ng	99
74) Cumene	16.21	105	26632	0.439	ng	98
75) alpha-Pinene	16.59	93	13266	0.460	ng	65
76) n-Propylbenzene	16.70	91	30994	0.437	ng	98
77) 3-Ethyltoluene	16.80	105	26437	0.466	ng	99
78) 4-Ethyltoluene	16.84	105	26438	0.481	ng	99
79) 1,3,5-Trimethylbenzene	16.91	105	22324	0.454	ng	98
80) alpha-Methylstyrene	17.06	118	11292	0.460	ng	92
81) 2-Ethyltoluene	17.10	105	26574	0.469	ng	98
82) 1,2,4-Trimethylbenzene	17.31	105	22082	0.452	ng	100
83) n-Decane	17.41	57	11529	0.437	ng	96
84) Benzyl Chloride	17.43	91	14153	0.351	ng	97
85) 1,3-Dichlorobenzene	17.46	146	13926	0.494	ng	100
86) 1,4-Dichlorobenzene	17.52	146	14255	0.480	ng	99
87) sec-Butylbenzene	17.57	105	29680	0.467	ng	99
88) 4-Isopropyltoluene (p-...	17.72	119	27952	0.453	ng	98
89) 1,2,3-Trimethylbenzene	17.72	105	22664	0.446	ng	100
90) 1,2-Dichlorobenzene	17.85	146	13200	0.481	ng	100
91) d-Limonene	17.86	68	8036	0.455	ng	94
92) 1,2-Dibromo-3-Chloropr...	18.26	157	4127	0.420	ng	92
93) n-Undecane	18.61	57	11953	0.456	ng	98
94) 1,2,4-Trichlorobenzene	19.46	180	10144	0.488	ng	99
95) Naphthalene	19.57	128	28449	0.424	ng	98
96) n-Dodecane	19.59	57	11972	0.495	ng	97
97) Hexachlorobutadiene	19.91	225	6890	0.510	ng	99
98) Cyclohexanone	15.33	55	7444	0.469	ng	98
99) tert-Butylbenzene	17.31	119	22807	0.463	ng	99
100) n-Butylbenzene	18.12	91	23865	0.487	ng	95

(#) = qualifier out of range (m) = manual integration (+) = signals summed

Data File: I:\MS08\Data\2016 03\29\03291605.D

Acq On : 29 Mar 2016 9:10

Operator: WA

Sample : 0.40ng TO-15 ICAL Std

Misc : S29-03281601/S29-03251605 (4/23)

ALS Vial : 13 Sample Multiplier: 1

Quant Time: Mar 29 11:15:26 2016

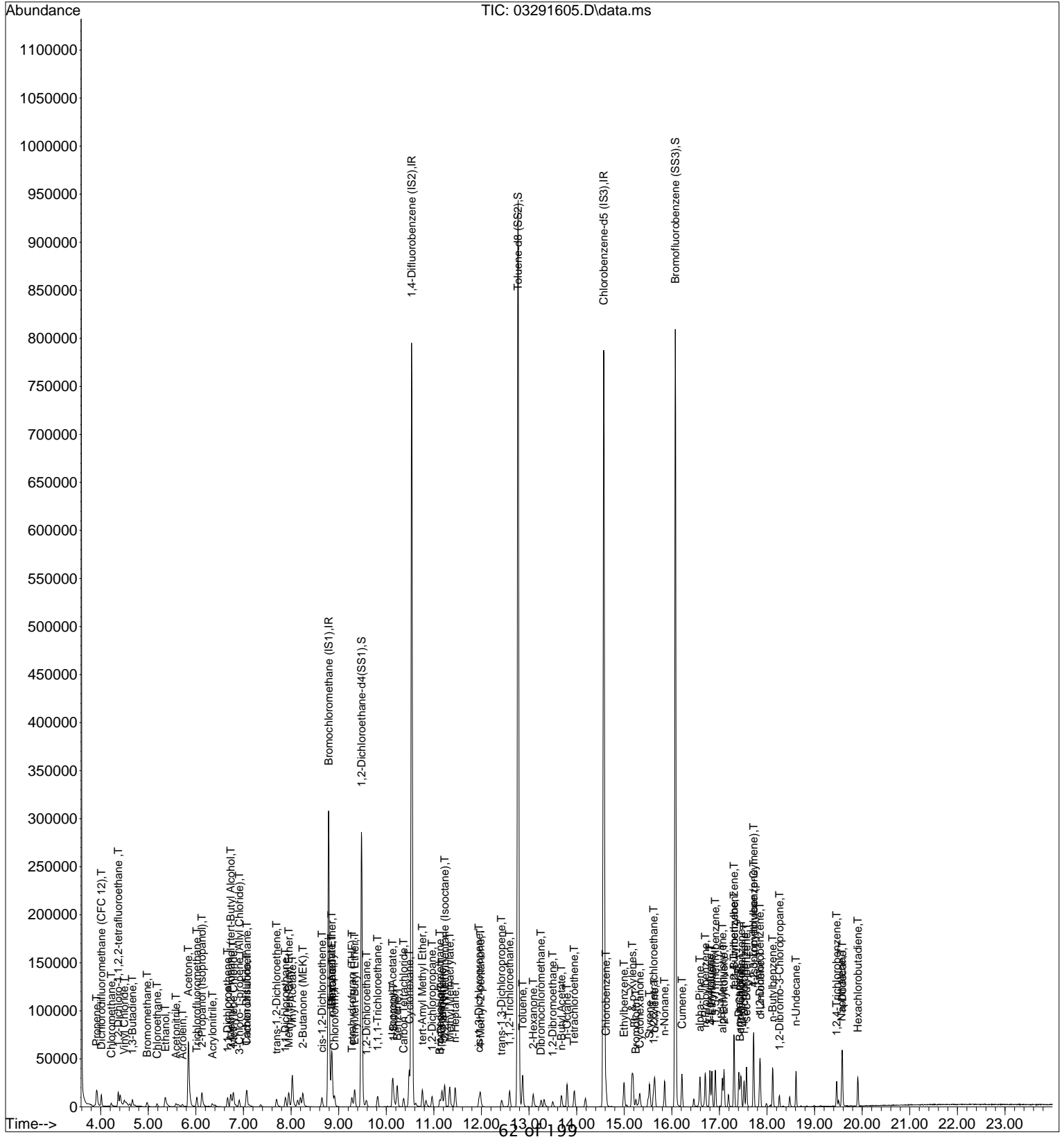
Quant Method : I:\MS08\Methods\R8032916.M

Quant Title : EPA TO-15 per SOP VOA-TO15 (CASS TO-15/GC-MS)

QLast Update : Tue Mar 29 11:14:55 2016

Response via : Initial Calibration

DataAcq Meth:TO15.M



Data File: I:\MS08\Data\2016 03\29\03291606.D

Acq On : 29 Mar 2016 9:43 Operator: WA

Sample : 1.0ng TO-15 ICAL Std

Misc : S29-03281601/S29-03251603 (4/23)

ALS Vial : 14 Sample Multiplier: 1

Quant Time: Mar 29 11:15:27 2016

Quant Method : I:\MS08\Methods\R8032916.M

Quant Title : EPA TO-15 per SOP VOA-TO15 (CASS TO-15/GC-MS)

QLast Update : Tue Mar 29 11:14:55 2016

Response via : Initial Calibration

DataAcq Meth:TO15.M

WA 3/29/16

Internal Standards	R.T.	QIon	Response	Conc	Units	Dev(Min)
1) Bromochloromethane (IS1)	8.79	130	142418	12.500	ng	-0.02
37) 1,4-Difluorobenzene (IS2)	10.53	114	697523	12.500	ng	-0.01
56) Chlorobenzene-d5 (IS3)	14.57	82	276021	12.500	ng	0.00

System Monitoring Compounds

33) 1,2-Dichloroethane-d4(...)	9.48	65	198586	11.056	ng	-0.02
Spiked Amount	12.500	Range	70 - 130	Recovery	=	88.48%
57) Toluene-d8 (SS2)	12.77	98	663887	13.309	ng	0.00
Spiked Amount	12.500	Range	70 - 130	Recovery	=	106.48%
73) Bromofluorobenzene (SS3)	16.07	174	285612	13.135	ng	0.00
Spiked Amount	12.500	Range	70 - 130	Recovery	=	105.12%

Target Compounds

	R.T.	QIon	Response	Conc	Units	Qvalue
2) Propene	3.90	42	12856	0.894	ng	99
3) Dichlorodifluoromethan...	4.00	85	27241	1.053	ng	99
4) Chloromethane	4.21	50	17143	0.932	ng	97
5) 1,2-Dichloro-1,1,2,2-t...	4.36	135	15717	1.098	ng	99
6) Vinyl Chloride	4.49	62	16860	0.851	ng	98
7) 1,3-Butadiene	4.65	54	13067	0.962	ng	98
8) Bromomethane	4.97	94	12935	1.140	ng	98
9) Chloroethane	5.17	64	11003	1.073	ng	97
10) Ethanol	5.35	45	48517	5.048	ng	100
11) Acetonitrile	5.57	41	24023	0.986	ng	95
12) Acrolein	5.71	56	8086	1.116	ng	91
13) Acetone	5.84	58	54308	5.191	ng	98
14) Trichlorofluoromethane	6.01	101	23134	1.047	ng	100
15) 2-Propanol (Isopropanol)	6.12	45	66444	2.083	ng	97
16) Acrylonitrile	6.33	53	17073	1.109	ng	100
17) 1,1-Dichloroethene	6.66	96	14257	1.207	ng	97
18) 2-Methyl-2-Propanol (t...	6.72	59	70447	2.077	ng	98
19) Methylene Chloride	6.78	84	16819	1.108	ng	97
20) 3-Chloro-1-propene (Al...	6.91	41	16925	1.069	ng	96
21) Trichlorotrifluoroethane	7.07	151	14057	1.252	ng	99
22) Carbon Disulfide	7.06	76	51509	0.919	ng	97
23) trans-1,2-Dichloroethene	7.69	61	19513	1.141	ng	98
24) 1,1-Dichloroethane	7.88	63	24298	1.090	ng	99
25) Methyl tert-Butyl Ether	7.95	73	44468	1.143	ng	98
26) Vinyl Acetate	8.03	86	17279	4.939	ng	# 87
27) 2-Butanone (MEK)	8.24	72	9475	1.230	ng	# 82
28) cis-1,2-Dichloroethene	8.65	61	18312	1.116	ng	99
29) Diisopropyl Ether	8.85	87	13103	1.178	ng	# 90
30) Ethyl Acetate	8.85	61	9548	2.310	ng	97
31) n-Hexane	8.86	57	23108	1.112	ng	97
32) Chloroform	8.91	83	23880	1.142	ng	98
34) Tetrahydrofuran (THF)	9.27	72	9388	1.132	ng	99
35) Ethyl tert-Butyl Ether	9.33	87	19013	1.173	ng	98
36) 1,2-Dichloroethane	9.58	62	16547	1.064	ng	99
38) 1,1,1-Trichloroethane	9.82	97	20853	1.114	ng	99
39) Isopropyl Acetate	10.12	61	17043	2.285	ng	99
40) 1-Butanol	10.14	56	27331	2.049	ng	90
41) Benzene	10.23	78	57422	1.158	ng	100
42) Carbon Tetrachloride	10.37	117	18124	1.186	ng	100
43) Cyclohexane	10.48	84	48177	2.245	ng	99
44) tert-Amyl Methyl Ether	10.75	73	42550	1.131	ng	99
45) 1,2-Dichloropropane	10.96	63	13569	1.126	ng	99
46) Bromodichloromethane	11.12	83	17733	1.144	ng	100
47) Trichloroethene	11.17	130	16962	1.194	ng	100
48) 1,4-Dioxane	11.15	88	12085	1.191	ng	99
49) 2,2,4-Trimethylpentane...	11.23	57	61827	1.104	ng	100

Data File: I:\MS08\Data\2016 03\29\03291606.D

Acq On : 29 Mar 2016 9:43 Operator: WA
 Sample : 1.0ng TO-15 ICAL Std
 Misc : S29-03281601/S29-03251603 (4/23)
 ALS Vial : 14 Sample Multiplier: 1

Quant Time: Mar 29 11:15:27 2016
 Quant Method : I:\MS08\Methods\R8032916.M
 Quant Title : EPA TO-15 per SOP VOA-TO15 (CASS TO-15/GC-MS)
 QLast Update : Tue Mar 29 11:14:55 2016
 Response via : Initial Calibration
 DataAcq Meth:TO15.M

Internal Standards	R.T.	QIon	Response	Conc	Units	Dev(Min)
50) Methyl Methacrylate	11.33	100	12734	2.345	ng	99
51) n-Heptane	11.45	71	14891	1.223	ng	99
52) cis-1,3-Dichloropropene	11.95	75	21915	1.223	ng	98
53) 4-Methyl-2-pentanone	11.97	58	12689	1.173	ng	95
54) trans-1,3-Dichloropropene	12.42	75	18133	1.026	ng	98
55) 1,1,2-Trichloroethane	12.59	97	14161	1.171	ng	99
58) Toluene	12.86	91	60013	1.308	ng	100
59) 2-Hexanone	13.08	43	29073	1.259	ng	95
60) Dibromochloromethane	13.25	129	15494	1.391	ng	100
61) 1,2-Dibromoethane	13.50	107	15680	1.385	ng	98
62) n-Butyl Acetate	13.67	43	31689	1.236	ng	99
63) n-Octane	13.80	57	12255	1.263	ng	96
64) Tetrachloroethene	13.95	166	19311	1.385	ng	100
65) Chlorobenzene	14.62	112	41556	1.355	ng	99
66) Ethylbenzene	14.99	91	67948	1.352	ng	99
67) m- & p-Xylenes	15.18	91	107169	2.643	ng	97
68) Bromoform	15.25	173	13668	1.296	ng	100
69) Styrene	15.53	104	41767	1.416	ng	99
70) o-Xylene	15.64	91	54994	1.287	ng	99
71) n-Nonane	15.85	43	26725	1.175	ng	100
72) 1,1,2,2-Tetrachloroethane	15.61	83	23858	1.234	ng	100
74) Cumene	16.21	105	72823	1.294	ng	98
75) alpha-Pinene	16.59	93	35090	1.313	ng	95
76) n-Propylbenzene	16.70	91	84099	1.279	ng	99
77) 3-Ethyltoluene	16.80	105	73394	1.394	ng	99
78) 4-Ethyltoluene	16.84	105	69193	1.357	ng	99
79) 1,3,5-Trimethylbenzene	16.91	105	61334	1.346	ng	99
80) alpha-Methylstyrene	17.06	118	31882	1.400	ng	92
81) 2-Ethyltoluene	17.10	105	71713	1.364	ng	100
82) 1,2,4-Trimethylbenzene	17.31	105	60247	1.329	ng	100
83) n-Decane	17.41	57	30295	1.237	ng	98
84) Benzyl Chloride	17.43	91	41726	1.115	ng	98
85) 1,3-Dichlorobenzene	17.46	146	37743	1.444	ng	99
86) 1,4-Dichlorobenzene	17.52	146	37513	1.360	ng	99
87) sec-Butylbenzene	17.57	105	82915	1.407	ng	99
88) 4-Isopropyltoluene (p-...	17.72	119	77002	1.344	ng	99
89) 1,2,3-Trimethylbenzene	17.71	105	63643	1.350	ng	99
90) 1,2-Dichlorobenzene	17.84	146	36579	1.437	ng	99
91) d-Limonene	17.85	68	21414	1.307	ng	99
92) 1,2-Dibromo-3-Chloropr...	18.26	157	12023	1.319	ng	94
93) n-Undecane	18.61	57	31164	1.282	ng	99
94) 1,2,4-Trichlorobenzene	19.46	180	26325	1.365	ng	99
95) Naphthalene	19.57	128	74602	1.197	ng	98
96) n-Dodecane	19.58	57	27668	1.232	ng	98
97) Hexachlorobutadiene	19.91	225	19231	1.534	ng	99
98) Cyclohexanone	15.32	55	18180	1.236	ng	99
99) tert-Butylbenzene	17.31	119	63685	1.393	ng	99
100) n-Butylbenzene	18.12	91	63041	1.387	ng	98

(#) = qualifier out of range (m) = manual integration (+) = signals summed

Data File: I:\MS08\Data\2016 03\29\03291607.D

Acq On : 29 Mar 2016 10:15 Operator: WA

Sample : 5.0ng TO-15 ICAL Std

Misc : S29-03281601/S29-03251603 (4/23)

ALS Vial : 14 Sample Multiplier: 1

Quant Time: Mar 29 11:15:29 2016

Quant Method : I:\MS08\Methods\R8032916.M

Quant Title : EPA TO-15 per SOP VOA-TO15 (CASS TO-15/GC-MS)

QLast Update : Tue Mar 29 11:14:55 2016

Response via : Initial Calibration

DataAcq Meth:TO15.M

DA 3/29/16

Internal Standards	R.T.	QIon	Response	Conc	Units	Dev (Min)
1) Bromochloromethane (IS1)	8.80	130	149747	12.500	ng	-0.02
37) 1,4-Difluorobenzene (IS2)	10.54	114	731532	12.500	ng	0.00
56) Chlorobenzene-d5 (IS3)	14.57	82	292009	12.500	ng	0.00

System Monitoring Compounds

33) 1,2-Dichloroethane-d4(...)	9.48	65	209053	11.069	ng	-0.01
Spiked Amount	12.500	Range	70 - 130	Recovery	=	88.56%
57) Toluene-d8 (SS2)	12.77	98	703277	13.327	ng	0.00
Spiked Amount	12.500	Range	70 - 130	Recovery	=	106.64%
73) Bromofluorobenzene (SS3)	16.07	174	304289	13.228	ng	0.00
Spiked Amount	12.500	Range	70 - 130	Recovery	=	105.84%

Target Compounds

						Qvalue
2) Propene	3.88	42	61940	4.098	ng	99
3) Dichlorodifluoromethan...	3.99	85	127916	4.705	ng	99
4) Chloromethane	4.19	50	77958	4.032	ng	100
5) 1,2-Dichloro-1,1,2,2-t...	4.35	135	73233	4.867	ng	100
6) Vinyl Chloride	4.47	62	82857	3.979	ng	99
7) 1,3-Butadiene	4.64	54	58632	4.104	ng	100
8) Bromomethane	4.95	94	60572	5.078	ng	99
9) Chloroethane	5.16	64	51582	4.783	ng	99
10) Ethanol	5.37	45	221088	21.876	ng	99
11) Acetonitrile	5.57	41	116712	4.555	ng	99
12) Acrolein	5.70	56	41350	5.428	ng	100
13) Acetone	5.84	58	256909	23.353	ng	99
14) Trichlorofluoromethane	6.01	101	110084	4.739	ng	100
15) 2-Propanol (Isopropanol)	6.13	45	322172	9.605	ng	99
16) Acrylonitrile	6.33	53	86086	5.319	ng	99
17) 1,1-Dichloroethene	6.66	96	68433	5.509	ng	99
18) 2-Methyl-2-Propanol (t...	6.72	59	342616	9.607	ng	99
19) Methylene Chloride	6.78	84	71835	4.503	ng	100
20) 3-Chloro-1-propene (Al...	6.91	41	88181	5.295	ng	98
21) Trichlorotrifluoroethane	7.07	151	67147	5.686	ng	100
22) Carbon Disulfide	7.04	76	244834	4.155	ng	99
23) trans-1,2-Dichloroethene	7.69	61	94280	5.244	ng	99
24) 1,1-Dichloroethane	7.88	63	116329	4.963	ng	99
25) Methyl tert-Butyl Ether	7.93	73	213747	5.224	ng	98
26) Vinyl Acetate	8.03	86	93085	25.305	ng	# 88
27) 2-Butanone (MEK)	8.24	72	48478	5.984	ng	98
28) cis-1,2-Dichloroethene	8.65	61	89593	5.192	ng	99
29) Diisopropyl Ether	8.85	87	62659	5.357	ng	# 91
30) Ethyl Acetate	8.84	61	48816	11.232	ng	99
31) n-Hexane	8.86	57	106821	4.887	ng	99
32) Chloroform	8.92	83	114089	5.190	ng	100
34) Tetrahydrofuran (THF)	9.26	72	45435	5.210	ng	99
35) Ethyl tert-Butyl Ether	9.33	87	92004	5.400	ng	98
36) 1,2-Dichloroethane	9.58	62	79532	4.862	ng	99
38) 1,1,1-Trichloroethane	9.82	97	100977	5.146	ng	99
39) Isopropyl Acetate	10.12	61	83531	10.676	ng	99
40) 1-Butanol	10.13	56	144900	10.359	ng	95
41) Benzene	10.23	78	269135	5.174	ng	100
42) Carbon Tetrachloride	10.37	117	89165	5.562	ng	100
43) Cyclohexane	10.48	84	230658	10.248	ng	97
44) tert-Amyl Methyl Ether	10.75	73	205780	5.215	ng	100
45) 1,2-Dichloropropane	10.96	63	64833	5.129	ng	99
46) Bromodichloromethane	11.12	83	89022	5.478	ng	99
47) Trichloroethene	11.17	130	81771	5.489	ng	99
48) 1,4-Dioxane	11.14	88	59900	5.629	ng	100
49) 2,2,4-Trimethylpentane...	11.23	57	294785	5.018	ng	100

Data File: I:\MS08\Data\2016 03\29\03291607.D

Acq On : 29 Mar 2016 10:15 Operator: WA

Sample : 5.0ng TO-15 ICAL Std

Misc : S29-03281601/S29-03251603 (4/23)

ALS Vial : 14 Sample Multiplier: 1

Quant Time: Mar 29 11:15:29 2016

Quant Method : I:\MS08\Methods\R8032916.M

Quant Title : EPA TO-15 per SOP VOA-TO15 (CASS TO-15/GC-MS)

QLast Update : Tue Mar 29 11:14:55 2016

Response via : Initial Calibration

DataAcq Meth:TO15.M

Internal Standards	R.T.	QIon	Response	Conc	Units	Dev(Min)
50) Methyl Methacrylate	11.33	100	64930	11.401	ng	99
51) n-Heptane	11.45	71	71049	5.562	ng	99
52) cis-1,3-Dichloropropene	11.94	75	112079	5.966	ng	100
53) 4-Methyl-2-pentanone	11.96	58	64627	5.697	ng	98
54) trans-1,3-Dichloropropene	12.42	75	96705	5.220	ng	99
55) 1,1,2-Trichloroethane	12.59	97	68884	5.429	ng	100
58) Toluene	12.86	91	286713	5.905	ng	100
59) 2-Hexanone	13.08	43	145059	5.936	ng	99
60) Dibromochloromethane	13.25	129	81535	6.920	ng	100
61) 1,2-Dibromoethane	13.50	107	79037	6.600	ng	99
62) n-Butyl Acetate	13.67	43	164089	6.049	ng	99
63) n-Octane	13.80	57	58097	5.661	ng	99
64) Tetrachloroethene	13.95	166	92433	6.265	ng	99
65) Chlorobenzene	14.62	112	198359	6.115	ng	100
66) Ethylbenzene	14.99	91	327765	6.166	ng	100
67) m- & p-Xylenes	15.17	91	507603	11.831	ng	100
68) Bromoform	15.25	173	75207	6.743	ng	99
69) Styrene	15.53	104	215134	6.894	ng	100
70) o-Xylene	15.64	91	265540	5.873	ng	99
71) n-Nonane	15.85	43	131559	5.468	ng	99
72) 1,1,2,2-Tetrachloroethane	15.61	83	121017	5.917	ng	99
74) Cumene	16.21	105	353973	5.944	ng	100
75) alpha-Pinene	16.59	93	177535	6.279	ng	98
76) n-Propylbenzene	16.70	91	412237	5.927	ng	99
77) 3-Ethyltoluene	16.80	105	366475	6.579	ng	99
78) 4-Ethyltoluene	16.84	105	334635	6.202	ng	100
79) 1,3,5-Trimethylbenzene	16.91	105	293555	6.087	ng	99
80) alpha-Methylstyrene	17.06	118	164250	6.819	ng	99
81) 2-Ethyltoluene	17.10	105	346800	6.236	ng	99
82) 1,2,4-Trimethylbenzene	17.31	105	296304	6.176	ng	99
83) n-Decane	17.41	57	148665	5.737	ng	99
84) Benzyl Chloride	17.43	91	240624	6.078	ng	99
85) 1,3-Dichlorobenzene	17.45	146	183020	6.618	ng	99
86) 1,4-Dichlorobenzene	17.52	146	182764	6.265	ng	100
87) sec-Butylbenzene	17.57	105	402405	6.455	ng	99
88) 4-Isopropyltoluene (p-...	17.72	119	376867	6.217	ng	99
89) 1,2,3-Trimethylbenzene	17.71	105	307716	6.170	ng	99
90) 1,2-Dichlorobenzene	17.84	146	177384	6.589	ng	100
91) d-Limonene	17.85	68	110823	6.395	ng	99
92) 1,2-Dibromo-3-Chloropr...	18.26	157	65686	6.811	ng	98
93) n-Undecane	18.61	57	154190	5.996	ng	98
94) 1,2,4-Trichlorobenzene	19.46	180	132386	6.488	ng	99
95) Naphthalene	19.57	128	382214	5.799	ng	99
96) n-Dodecane	19.58	57	143229	6.029	ng	99
97) Hexachlorobutadiene	19.91	225	93883	7.078	ng	100
98) Cyclohexanone	15.32	55	94934	6.099	ng	99
99) tert-Butylbenzene	17.31	119	305851	6.326	ng	100
100) n-Butylbenzene	18.12	91	310076	6.451	ng	99

(#) = qualifier out of range (m) = manual integration (+) = signals summed

Data File: I:\MS08\Data\2016 03\29\03291607.D

Acq On : 29 Mar 2016 10:15

Operator: WA

Sample : 5.0ng TO-15 ICAL Std

Misc : S29-03281601/S29-03251603 (4/23)

ALS Vial : 14 Sample Multiplier: 1

Quant Time: Mar 29 11:15:29 2016

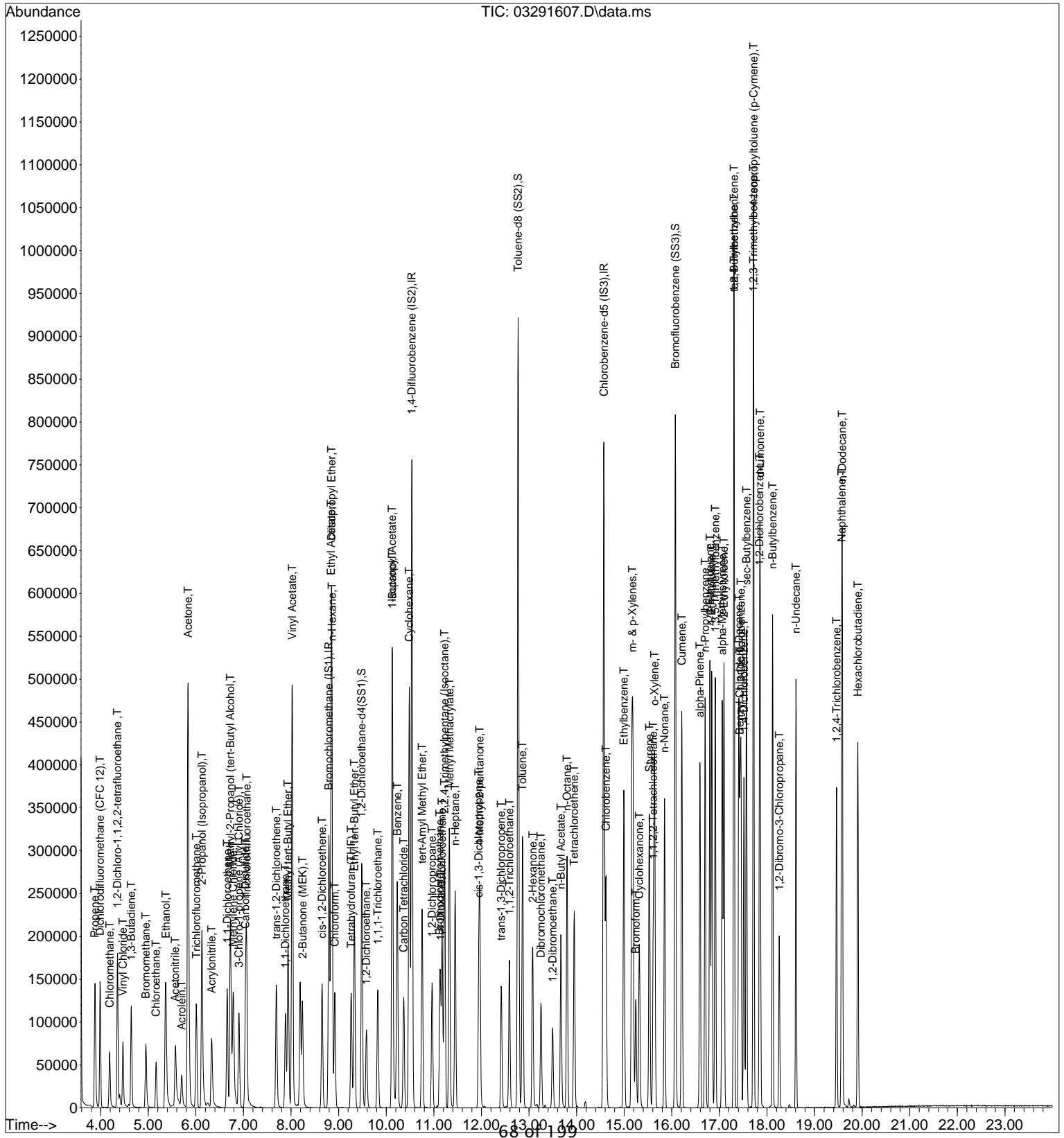
Quant Method : I:\MS08\Methods\R8032916.M

Quant Title : EPA TO-15 per SOP VOA-TO15 (CASS TO-15/GC-MS)

QLast Update : Tue Mar 29 11:14:55 2016

Response via : Initial Calibration

DataAcq Meth:TO15.M



Data File: I:\MS08\Data\2016 03\29\03291608.D

Acq On : 29 Mar 2016 10:48 Operator: WA
 Sample : 25ng TO-15 ICAL Std
 Misc : S29-03281601/S29-03251602 (4/23)
 ALS Vial : 16 Sample Multiplier: 1

Quant Time: Mar 29 11:15:31 2016
 Quant Method : I:\MS08\Methods\R8032916.M
 Quant Title : EPA TO-15 per SOP VOA-TO15 (CASS TO-15/GC-MS)
 QLast Update : Tue Mar 29 11:14:55 2016
 Response via : Initial Calibration
 DataAcq Meth:TO15.M

107 3/29/16

Internal Standards	R.T.	QIon	Response	Conc	Units	Dev(Min)
1) Bromochloromethane (IS1)	8.81	130	149058	12.500	ng	0.00
37) 1,4-Difluorobenzene (IS2)	10.54	114	725607	12.500	ng	0.00
56) Chlorobenzene-d5 (IS3)	14.57	82	295886	12.500	ng	0.00

System Monitoring Compounds

33) 1,2-Dichloroethane-d4(...)	9.49	65	207630	11.045	ng	0.00
Spiked Amount	12.500	Range	70 - 130	Recovery	=	88.32%
57) Toluene-d8 (SS2)	12.78	98	699881	13.088	ng	0.00
Spiked Amount	12.500	Range	70 - 130	Recovery	=	104.72%
73) Bromofluorobenzene (SS3)	16.08	174	308930	13.254	ng	0.00
Spiked Amount	12.500	Range	70 - 130	Recovery	=	106.00%

Target Compounds

						Qvalue
2) Propene	3.87	42	335214	22.283	ng	100
3) Dichlorodifluoromethan...	3.98	85	697445	25.770	ng	100
4) Chloromethane	4.18	50	475885	24.725	ng	100
5) 1,2-Dichloro-1,1,2,2-t...	4.35	135	407982	27.239	ng	100
6) Vinyl Chloride	4.46	62	465491	22.457	ng	100
7) 1,3-Butadiene	4.64	54	356633	25.079	ng	100
8) Bromomethane	4.95	94	352415	29.682	ng	100
9) Chloroethane	5.16	64	295294	27.505	ng	100
10) Ethanol	5.40	45	1259644	125.212	ng	100
11) Acetonitrile	5.59	41	651222	25.532	ng	100
12) Acrolein	5.71	56	239858	31.632	ng	100
13) Acetone	5.85	58	1397519	127.622	ng	100
14) Trichlorofluoromethane	6.01	101	596627	25.803	ng	100
15) 2-Propanol (Isopropanol)	6.15	45	1849671	55.399	ng	100
16) Acrylonitrile	6.35	53	495498	30.756	ng	100
17) 1,1-Dichloroethene	6.66	96	387711	31.358	ng	100
18) 2-Methyl-2-Propanol (t...	6.75	59	1965776	55.377	ng	100
19) Methylene Chloride	6.80	84	392987	24.747	ng	100
20) 3-Chloro-1-propene (Al...	6.91	41	524998	31.672	ng	100
21) Trichlorotrifluoroethane	7.07	151	372289	31.670	ng	100
22) Carbon Disulfide	7.05	76	1387566	23.657	ng	100
23) trans-1,2-Dichloroethene	7.70	61	527361	29.470	ng	100
24) 1,1-Dichloroethane	7.89	63	626308	26.843	ng	100
25) Methyl tert-Butyl Ether	7.94	73	1168136	28.680	ng	100
26) Vinyl Acetate	8.04	86	528459	144.322	ng	100
27) 2-Butanone (MEK)	8.25	72	266291	33.025	ng	99
28) cis-1,2-Dichloroethene	8.66	61	495528	28.850	ng	100
29) Diisopropyl Ether	8.85	87	329838	28.332	ng	100
30) Ethyl Acetate	8.85	61	251911	58.229	ng	100
31) n-Hexane	8.87	57	491091	22.570	ng	100
32) Chloroform	8.93	83	627064	28.658	ng	100
34) Tetrahydrofuran (THF)	9.26	72	250154	28.815	ng	100
35) Ethyl tert-Butyl Ether	9.33	87	509864	30.065	ng	100
36) 1,2-Dichloroethane	9.59	62	433954	26.653	ng	100
38) 1,1,1-Trichloroethane	9.83	97	559931	28.766	ng	100
39) Isopropyl Acetate	10.13	61	439054	56.575	ng	100
40) 1-Butanol	10.14	56	862640	62.176	ng	100
41) Benzene	10.24	78	1422567	27.570	ng	100
42) Carbon Tetrachloride	10.37	117	493279	31.023	ng	100
43) Cyclohexane	10.49	84	1222817	54.773	ng	100
44) tert-Amyl Methyl Ether	10.76	73	1149938	29.383	ng	100
45) 1,2-Dichloropropane	10.97	63	351541	28.035	ng	100
46) Bromodichloromethane	11.13	83	509203	31.591	ng	100
47) Trichloroethene	11.18	130	441584	29.887	ng	100
48) 1,4-Dioxane	11.15	88	333039	31.555	ng	100
49) 2,2,4-Trimethylpentane...	11.23	57	1592464	27.327	ng	100

Data File: I:\MS08\Data\2016 03\29\03291608.D

Acq On : 29 Mar 2016 10:48 Operator: WA
 Sample : 25ng TO-15 ICAL Std
 Misc : S29-03281601/S29-03251602 (4/23)
 ALS Vial : 16 Sample Multiplier: 1

Quant Time: Mar 29 11:15:31 2016
 Quant Method : I:\MS08\Methods\R8032916.M
 Quant Title : EPA TO-15 per SOP VOA-TO15 (CASS TO-15/GC-MS)
 QLast Update : Tue Mar 29 11:14:55 2016
 Response via : Initial Calibration
 DataAcq Meth:TO15.M

Internal Standards	R.T.	QIon	Response	Conc	Units	Dev(Min)
50) Methyl Methacrylate	11.33	100	363389	64.331	ng	100
51) n-Heptane	11.45	71	359238	28.354	ng	100
52) cis-1,3-Dichloropropene	11.95	75	645374	34.634	ng	100
53) 4-Methyl-2-pentanone	11.97	58	365362	32.469	ng	100
54) trans-1,3-Dichloropropene	12.42	75	572800	31.171	ng	100
55) 1,1,2-Trichloroethane	12.59	97	386899	30.743	ng	100
58) Toluene	12.87	91	1579055	32.096	ng	100
59) 2-Hexanone	13.08	43	837791	33.835	ng	100
60) Dibromochloromethane	13.26	129	485752	40.685	ng	100
61) 1,2-Dibromoethane	13.50	107	451894	37.244	ng	100
62) n-Butyl Acetate	13.67	43	945897	34.411	ng	100
63) n-Octane	13.80	57	316985	30.483	ng	100
64) Tetrachloroethene	13.95	166	517216	34.597	ng	100
65) Chlorobenzene	14.62	112	1129294	34.359	ng	100
66) Ethylbenzene	14.99	91	1862920	34.585	ng	100
67) m- & p-Xylenes	15.18	91	2896803	66.633	ng	100
68) Bromoform	15.25	173	473194	41.868	ng	100
69) Styrene	15.53	104	1269972	40.165	ng	100
70) o-Xylene	15.64	91	1507045	32.896	ng	100
71) n-Nonane	15.85	43	733919	30.104	ng	100
72) 1,1,2,2-Tetrachloroethane	15.61	83	695875	33.577	ng	100
74) Cumene	16.21	105	2014301	33.382	ng	100
75) alpha-Pinene	16.60	93	1020267	35.610	ng	100
76) n-Propylbenzene	16.70	91	2316063	32.862	ng	100
77) 3-Ethyltoluene	16.80	105	2031760	35.999	ng	100
78) 4-Ethyltoluene	16.84	105	1963312	35.908	ng	100
79) 1,3,5-Trimethylbenzene	16.91	105	1671429	34.205	ng	100
80) alpha-Methylstyrene	17.06	118	976668	40.017	ng	100
81) 2-Ethyltoluene	17.10	105	1962484	34.827	ng	100
82) 1,2,4-Trimethylbenzene	17.31	105	1706839	35.113	ng	100
83) n-Decane	17.41	57	830365	31.621	ng	100
84) Benzyl Chloride	17.43	91	1543228	38.472	ng	100
85) 1,3-Dichlorobenzene	17.46	146	1077338	38.446	ng	100
86) 1,4-Dichlorobenzene	17.52	146	1076925	36.433	ng	100
87) sec-Butylbenzene	17.57	105	2259849	35.775	ng	100
88) 4-Isopropyltoluene (p-...	17.72	119	2143604	34.899	ng	100
89) 1,2,3-Trimethylbenzene	17.72	105	1762676	34.880	ng	100
90) 1,2-Dichlorobenzene	17.84	146	1033265	37.879	ng	100
91) d-Limonene	17.86	68	638200	36.344	ng	100
92) 1,2-Dibromo-3-Chloropr...	18.26	157	398058	40.732	ng	100
93) n-Undecane	18.61	57	865209	33.206	ng	100
94) 1,2,4-Trichlorobenzene	19.46	180	826295	39.963	ng	100
95) Naphthalene	19.57	128	2457869	36.804	ng	100
96) n-Dodecane	19.58	57	846373	35.161	ng	100
97) Hexachlorobutadiene	19.91	225	536463	39.916	ng	100
98) Cyclohexanone	15.32	55	571892	36.259	ng	100
99) tert-Butylbenzene	17.31	119	1748092	35.680	ng	100
100) n-Butylbenzene	18.12	91	1753319	35.998	ng	100

(#) = qualifier out of range (m) = manual integration (+) = signals summed

Data File: I:\MS08\Data\2016 03\29\03291608.D

Acq On : 29 Mar 2016 10:48

Operator: WA

Sample : 25ng TO-15 ICAL Std

Misc : S29-03281601/S29-03251602 (4/23)

ALS Vial : 16 Sample Multiplier: 1

Quant Time: Mar 29 11:15:31 2016

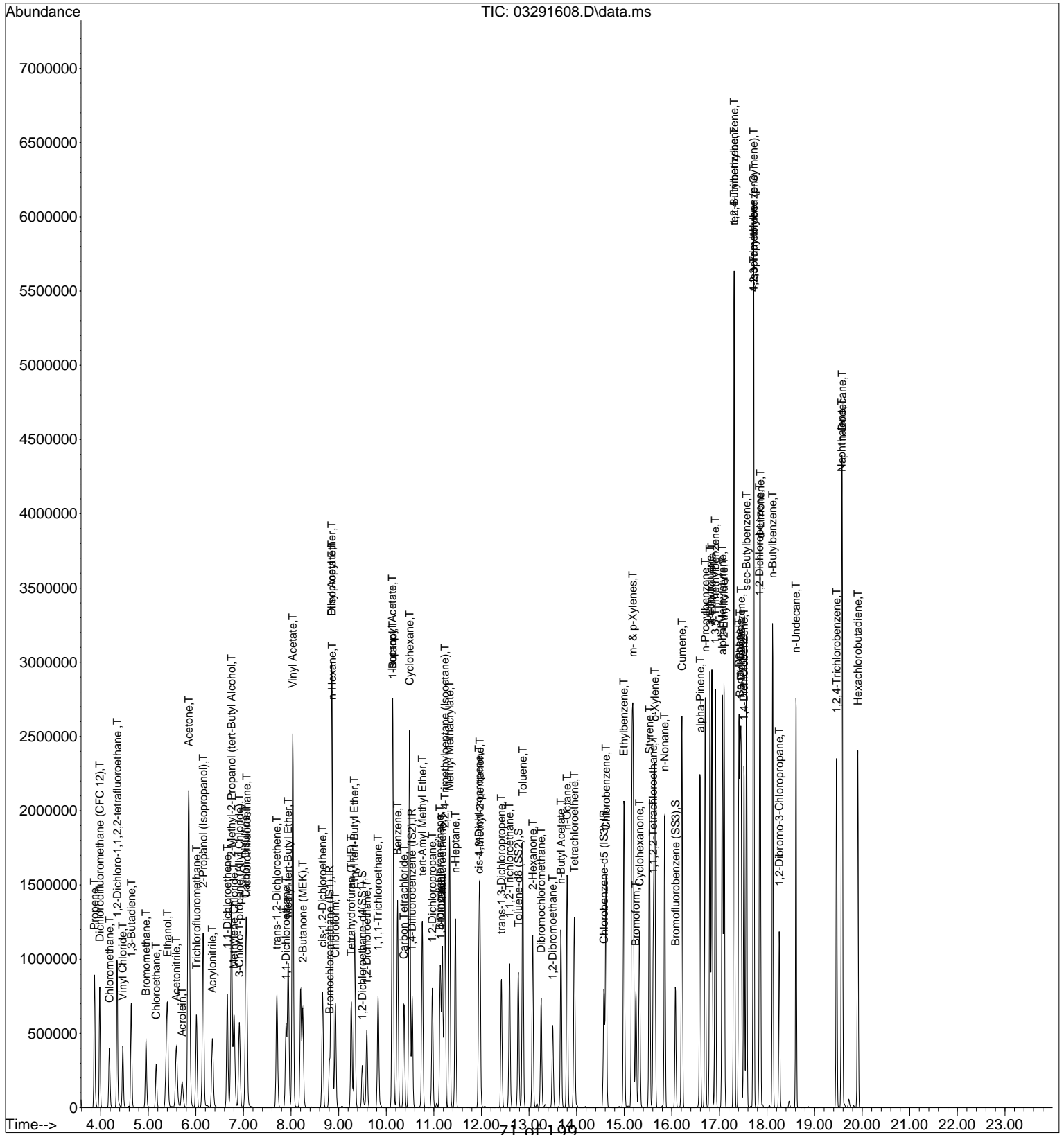
Quant Method : I:\MS08\Methods\R8032916.M

Quant Title : EPA TO-15 per SOP VOA-TO15 (CASS TO-15/GC-MS)

QLast Update : Tue Mar 29 11:14:55 2016

Response via : Initial Calibration

DataAcq Meth:TO15.M



Data File: I:\MS08\Data\2016 03\29\03291609.D

Acq On : 29 Mar 2016 11:20 Operator: WA

Sample : 50ng TO-15 ICAL Std

Misc : S29-03281601/S29-03251602 (4/23)

ALS Vial : 16 Sample Multiplier: 1

Quant Time: Mar 29 12:01:55 2016

Quant Method : I:\MS08\Methods\R8032916.M

Quant Title : EPA TO-15 per SOP VOA-TO15 (CASS TO-15/GC-MS)

QLast Update : Tue Mar 29 11:14:55 2016

Response via : Initial Calibration

DataAcq Meth:TO15.M

3/29/16

Internal Standards	R.T.	QIon	Response	Conc	Units	Dev(Min)
1) Bromochloromethane (IS1)	8.82	130	156014	12.500	ng	0.00
37) 1,4-Difluorobenzene (IS2)	10.55	114	754999	12.500	ng	0.00
56) Chlorobenzene-d5 (IS3)	14.57	82	311564	12.500	ng	0.00

System Monitoring Compounds

33) 1,2-Dichloroethane-d4(...)	9.50	65	217135	11.035	ng	0.00
Spiked Amount	12.500	Range	70 - 130	Recovery	=	88.32%
57) Toluene-d8 (SS2)	12.78	98	736023	13.072	ng	0.00
Spiked Amount	12.500	Range	70 - 130	Recovery	=	104.56%
73) Bromofluorobenzene (SS3)	16.08	174	324614	13.226	ng	0.00
Spiked Amount	12.500	Range	70 - 130	Recovery	=	105.84%

Target Compounds

						Qvalue
2) Propene	3.88	42	657706	41.771	ng	100
3) Dichlorodifluoromethan...	3.99	85	1355655	47.857	ng	100
4) Chloromethane	4.20	50	920543	45.696	ng	100
5) 1,2-Dichloro-1,1,2,2-t...	4.35	135	844128	53.847	ng	100
6) Vinyl Chloride	4.47	62	948639	43.726	ng	100
7) 1,3-Butadiene	4.65	54	744292	50.006	ng	100
8) Bromomethane	4.97	94	700001	56.329	ng	100
9) Chloroethane	5.17	64	580175	51.632	ng	99
10) Ethanol	5.42	45	2434783	231.234	ng	100
11) Acetonitrile	5.61	41	1300134	48.701	ng	100
12) Acrolein	5.73	56	464048	58.469	ng	92
13) Acetone	5.87	58	2671237	233.061	ng	98
14) Trichlorofluoromethane	6.02	101	1188189	49.096	ng	100
15) 2-Propanol (Isopropanol)	6.18	45	3590069	102.730	ng	99
16) Acrylonitrile	6.36	53	990087	58.715	ng	100
17) 1,1-Dichloroethene	6.67	96	770806	59.563	ng	99
18) 2-Methyl-2-Propanol (t...	6.77	59	3826636	102.993	ng	98
19) Methylene Chloride	6.82	84	774313	46.585	ng	100
20) 3-Chloro-1-propene (Al...	6.92	41	1059427	61.063	ng	99
21) Trichlorotrifluoroethane	7.07	151	735707	59.796	ng	100
22) Carbon Disulfide	7.06	76	2716979	44.257	ng	100
23) trans-1,2-Dichloroethene	7.71	61	1047008	55.900	ng	100
24) 1,1-Dichloroethane	7.90	63	1254595	51.373	ng	100
25) Methyl tert-Butyl Ether	7.95	73	2304954	54.069	ng	100
26) Vinyl Acetate	8.05	86	1070555	279.333	ng	# 89
27) 2-Butanone (MEK)	8.26	72	542037	64.225	ng	97
28) cis-1,2-Dichloroethene	8.67	61	987820	54.947	ng	100
29) Diisopropyl Ether	8.86	87	653272	53.612	ng	# 93
30) Ethyl Acetate	8.86	61	498414	110.072	ng	99
31) n-Hexane	8.87	57	971966	42.678	ng	100
32) Chloroform	8.94	83	1249888	54.576	ng	100
34) Tetrahydrofuran (THF)	9.27	72	501905	55.237	ng	99
35) Ethyl tert-Butyl Ether	9.34	87	1010872	56.949	ng	99
36) 1,2-Dichloroethane	9.60	62	874740	51.330	ng	99
38) 1,1,1-Trichloroethane	9.83	97	1108602	54.737	ng	99
39) Isopropyl Acetate	10.13	61	868531	107.559	ng	96
40) 1-Butanol	10.16	56	1679133	116.314	ng	99
41) Benzene	10.24	78	2866026	53.382	ng	100
42) Carbon Tetrachloride	10.38	117	987282	59.675	ng	100
43) Cyclohexane	10.50	84	2411861	103.828	ng	98
44) tert-Amyl Methyl Ether	10.76	73	2262026	55.548	ng	100
45) 1,2-Dichloropropane	10.97	63	698567	53.541	ng	99
46) Bromodichloromethane	11.14	83	1015138	60.527	ng	99
47) Trichloroethene	11.18	130	896887	58.339	ng	99
48) 1,4-Dioxane	11.15	88	666040	60.650	ng	99
49) 2,2,4-Trimethylpentane...	11.23	57	3109157	51.277	ng	100

Data File: I:\MS08\Data\2016 03\29\03291609.D

Acq On : 29 Mar 2016 11:20

Operator: WA

Sample : 50ng TO-15 ICAL Std

Misc : S29-03281601/S29-03251602 (4/23)

ALS Vial : 16 Sample Multiplier: 1

Quant Time: Mar 29 12:01:55 2016

Quant Method : I:\MS08\Methods\R8032916.M

Quant Title : EPA TO-15 per SOP VOA-TO15 (CASS TO-15/GC-MS)

QLast Update : Tue Mar 29 11:14:55 2016

Response via : Initial Calibration

DataAcq Meth:TO15.M

Internal Standards	R.T.	QIon	Response	Conc	Units	Dev(Min)
50) Methyl Methacrylate	11.33	100	732701	124.661	ng	98
51) n-Heptane	11.46	71	726253	55.091	ng	99
52) cis-1,3-Dichloropropene	11.95	75	1292220	66.647	ng	100
53) 4-Methyl-2-pentanone	11.97	58	718647	61.378	ng	98
54) trans-1,3-Dichloropropene	12.42	75	1150717	60.182	ng	100
55) 1,1,2-Trichloroethane	12.59	97	767001	58.573	ng	100
58) Toluene	12.87	91	3140219	60.616	ng	99
59) 2-Hexanone	13.08	43	1642404	62.992	ng	99
60) Dibromochloromethane	13.26	129	968990	77.075	ng	99
61) 1,2-Dibromoethane	13.50	107	906037	70.916	ng	99
62) n-Butyl Acetate	13.67	43	1857802	64.184	ng	100
63) n-Octane	13.80	57	628496	57.399	ng	99
64) Tetrachloroethene	13.95	166	1038812	65.990	ng	100
65) Chlorobenzene	14.62	112	2224463	64.273	ng	100
66) Ethylbenzene	15.00	91	3658295	64.498	ng	100
67) m- & p-Xylenes	15.18	91	5674143	123.950	ng	100
68) Bromoform	15.25	173	950034	79.828	ng	99
69) Styrene	15.53	104	2508934	75.356	ng	100
70) o-Xylene	15.64	91	2951899	61.191	ng	99
71) n-Nonane	15.85	43	1398171	54.464	ng	98
72) 1,1,2,2-Tetrachloroethane	15.62	83	1366466	62.616	ng	99
74) Cumene	16.21	105	3921349	61.717	ng	99
75) alpha-Pinene	16.60	93	2005231	66.465	ng	99
76) n-Propylbenzene	16.70	91	4474804	60.298	ng	99
77) 3-Ethyltoluene	16.81	105	4104221	69.059	ng	99
78) 4-Ethyltoluene	16.84	105	3641521	63.250	ng	99
79) 1,3,5-Trimethylbenzene	16.92	105	3256767	63.294	ng	99
80) alpha-Methylstyrene	17.06	118	1915210	74.522	ng	99
81) 2-Ethyltoluene	17.10	105	3785261	63.795	ng	99
82) 1,2,4-Trimethylbenzene	17.31	105	3320485	64.871	ng	100
83) n-Decane	17.41	57	1575519	56.979	ng	99
84) Benzyl Chloride	17.43	91	3043633	72.059	ng	99
85) 1,3-Dichlorobenzene	17.46	146	2110625	71.529	ng	100
86) 1,4-Dichlorobenzene	17.52	146	2121764	68.169	ng	100
87) sec-Butylbenzene	17.57	105	4340228	65.251	ng	99
88) 4-Isopropyltoluene (p-...	17.72	119	4121734	63.727	ng	99
89) 1,2,3-Trimethylbenzene	17.72	105	3429024	64.439	ng	100
90) 1,2-Dichlorobenzene	17.85	146	2014836	70.146	ng	99
91) d-Limonene	17.86	68	1222316	66.106	ng	98
92) 1,2-Dibromo-3-Chloropr...	18.26	157	785252	76.309	ng	99
93) n-Undecane	18.61	57	1642003	59.847	ng	99
94) 1,2,4-Trichlorobenzene	19.46	180	1629222	74.830	ng	100
95) Naphthalene	19.57	128	4744538	67.470	ng	99
96) n-Dodecane	19.59	57	1585261	62.544	ng	98
97) Hexachlorobutadiene	19.91	225	1062358	75.068	ng	100
98) Cyclohexanone	15.33	55	1117481	67.284	ng	99
99) tert-Butylbenzene	17.31	119	3400552	65.915	ng	99
100) n-Butylbenzene	18.12	91	3369881	65.706	ng	100

(#) = qualifier out of range (m) = manual integration (+) = signals summed

Data File: I:\MS08\Data\2016 03\29\03291609.D

Acq On : 29 Mar 2016 11:20

Operator: WA

Sample : 50ng TO-15 ICAL Std

Misc : S29-03281601/S29-03251602 (4/23)

ALS Vial : 16 Sample Multiplier: 1

Quant Time: Mar 29 12:01:55 2016

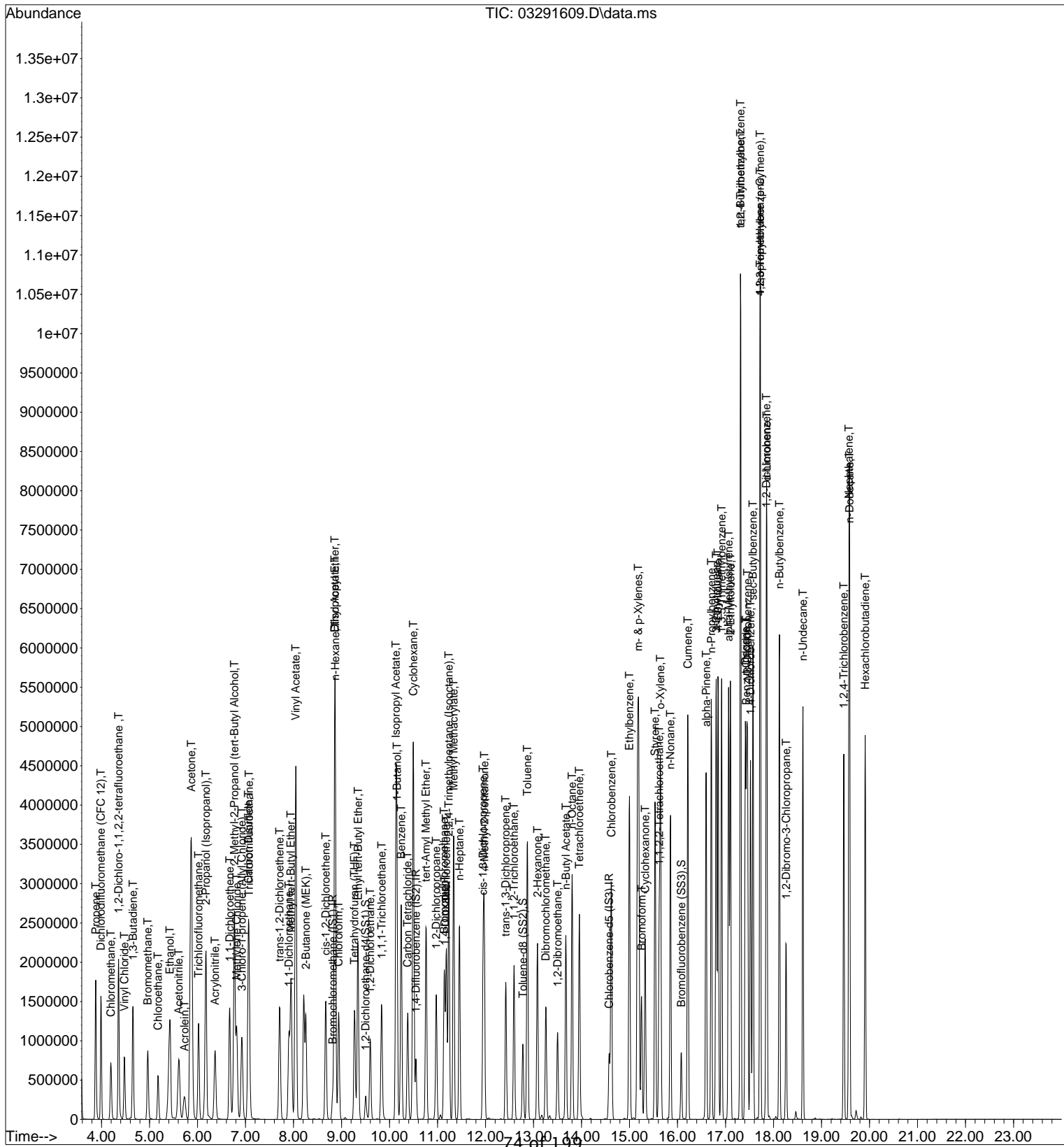
Quant Method : I:\MS08\Methods\R8032916.M

Quant Title : EPA TO-15 per SOP VOA-TO15 (CASS TO-15/GC-MS)

QLast Update : Tue Mar 29 11:14:55 2016

Response via : Initial Calibration

DataAcq Meth:TO15.M



74 of 199

Data File: I:\MS08\Data\2016 03\29\03291610.D

Acq On : 29 Mar 2016 11:53 Operator: WA

Sample : 100ng TO-15 ICAL Std

Misc : S29-03281601/S29-03251602 (4/23)

ALS Vial : 16 Sample Multiplier: 1

Quant Time: Mar 29 12:17:27 2016

Quant Method : I:\MS08\Methods\R8032916.M

Quant Title : EPA TO-15 per SOP VOA-TO15 (CASS TO-15/GC-MS)

QLast Update : Tue Mar 29 11:14:55 2016

Response via : Initial Calibration

DataAcq Meth:TO15.M

DA 3/29/16

Internal Standards	R.T.	QIon	Response	Conc	Units	Dev(Min)
1) Bromochloromethane (IS1)	8.83	130	160666	12.500	ng	0.02
37) 1,4-Difluorobenzene (IS2)	10.55	114	797499	12.500	ng	0.01
56) Chlorobenzene-d5 (IS3)	14.58	82	324980	12.500	ng	0.00

System Monitoring Compounds

33) 1,2-Dichloroethane-d4(...)	9.51	65	222578	10.984	ng	0.02
Spiked Amount	12.500	Range	70 - 130	Recovery	=	87.84%
57) Toluene-d8 (SS2)	12.78	98	765447	13.033	ng	0.00
Spiked Amount	12.500	Range	70 - 130	Recovery	=	104.24%
73) Bromofluorobenzene (SS3)	16.08	174	335400	13.101	ng	0.00
Spiked Amount	12.500	Range	70 - 130	Recovery	=	104.80%

Target Compounds

						Qvalue
2) Propene	3.88	42	1494484	92.168	ng	99
3) Dichlorodifluoromethan...	3.99	85	2638717	90.454	ng	99
4) Chloromethane	4.20	50	1510976	72.833	ng	100
5) 1,2-Dichloro-1,1,2,2-t...	4.36	135	1689853	104.674	ng	99
6) Vinyl Chloride	4.49	62	1962234	87.826	ng	100
7) 1,3-Butadiene	4.66	54	1531954	99.947	ng	99
8) Bromomethane	4.97	94	1396392	109.114	ng	100
9) Chloroethane	5.19	64	1144556	98.908	ng	99
10) Ethanol	5.45	45	4628788	426.872	ng	100
11) Acetonitrile	5.63	41	2591656	94.269	ng	100
12) Acrolein	5.74	56	921443	112.738	ng	92
13) Acetone	5.88	58	4959398	420.171	ng	94
14) Trichlorofluoromethane	6.02	101	2371029	95.134	ng	100
15) 2-Propanol (Isopropanol)	6.20	45	6021017	167.303	ng	99
16) Acrylonitrile	6.39	53	1969625	113.422	ng	100
17) 1,1-Dichloroethene	6.68	96	1530547	114.847	ng	97
18) 2-Methyl-2-Propanol (t...	6.79	59	6776490	177.106	ng	99
19) Methylene Chloride	6.83	84	1520306	88.819	ng	98
20) 3-Chloro-1-propene (Al...	6.93	41	2082068	116.532	ng	99
21) Trichlorotrifluoroethane	7.08	151	1471637	116.147	ng	99
22) Carbon Disulfide	7.06	76	5270224	83.361	ng	99
23) trans-1,2-Dichloroethene	7.72	61	2065710	107.095	ng	99
24) 1,1-Dichloroethane	7.91	63	2482480	98.708	ng	100
25) Methyl tert-Butyl Ether	7.96	73	4509000	102.708	ng	100
26) Vinyl Acetate	8.06	86	2138298	541.777	ng	# 70
27) 2-Butanone (MEK)	8.27	72	1082964	124.604	ng	93
28) cis-1,2-Dichloroethene	8.68	61	1935135	104.523	ng	98
29) Diisopropyl Ether	8.87	87	1287372	102.591	ng	# 77
30) Ethyl Acetate	8.88	61	948626	203.432	ng	97
31) n-Hexane	8.88	57	1900109	81.016	ng	99
32) Chloroform	8.96	83	2473708	104.886	ng	100
34) Tetrahydrofuran (THF)	9.28	72	1013524	108.312	ng	97
35) Ethyl tert-Butyl Ether	9.35	87	1998848	109.348	ng	97
36) 1,2-Dichloroethane	9.61	62	1725294	98.310	ng	100
38) 1,1,1-Trichloroethane	9.84	97	2215287	103.550	ng	100
39) Isopropyl Acetate	10.15	61	1686118	197.682	ng	# 89
40) 1-Butanol	10.18	56	3230357	211.843	ng	99
41) Benzene	10.25	78	5731529	101.066	ng	99
42) Carbon Tetrachloride	10.39	117	1971023	112.787	ng	100
43) Cyclohexane	10.50	84	4692789	191.254	ng	96
44) tert-Amyl Methyl Ether	10.77	73	4431895	103.033	ng	99
45) 1,2-Dichloropropane	10.98	63	1405057	101.951	ng	99
46) Bromodichloromethane	11.14	83	2020636	114.059	ng	99
47) Trichloroethene	11.19	130	1820925	112.131	ng	99
48) 1,4-Dioxane	11.16	88	1319397	113.742	ng	98
49) 2,2,4-Trimethylpentane...	11.24	57	5893063	92.011	ng	99

Data File: I:\MS08\Data\2016 03\29\03291610.D

Acq On : 29 Mar 2016 11:53 Operator: WA
 Sample : 100ng TO-15 ICAL Std
 Misc : S29-03281601/S29-03251602 (4/23)
 ALS Vial : 16 Sample Multiplier: 1

Quant Time: Mar 29 12:17:27 2016
 Quant Method : I:\MS08\Methods\R8032916.M
 Quant Title : EPA TO-15 per SOP VOA-TO15 (CASS TO-15/GC-MS)
 QLast Update : Tue Mar 29 11:14:55 2016
 Response via : Initial Calibration
 DataAcq Meth:TO15.M

Internal Standards	R.T.	QIon	Response	Conc	Units	Dev(Min)
50) Methyl Methacrylate	11.35	100	1480311	238.436	ng	94
51) n-Heptane	11.46	71	1477292	106.091	ng	99
52) cis-1,3-Dichloropropene	11.95	75	2558067	124.903	ng	99
53) 4-Methyl-2-pentanone	11.98	58	1393630	112.684	ng	96
54) trans-1,3-Dichloropropene	12.43	75	2292379	113.501	ng	100
55) 1,1,2-Trichloroethane	12.60	97	1534238	110.920	ng	99
58) Toluene	12.87	91	6184831	114.458	ng	98
59) 2-Hexanone	13.09	43	3154766	116.001	ng	98
60) Dibromochloromethane	13.26	129	1945484	148.359	ng	99
61) 1,2-Dibromoethane	13.50	107	1810424	135.852	ng	99
62) n-Butyl Acetate	13.68	43	3537913	117.184	ng	98
63) n-Octane	13.81	57	1235704	108.195	ng	97
64) Tetrachloroethene	13.96	166	2104740	128.183	ng	99
65) Chlorobenzene	14.62	112	4416434	122.340	ng	99
66) Ethylbenzene	15.00	91	7129204	120.503	ng	98
67) m- & p-Xylenes	15.19	91	10993961	230.246	ng	99
68) Bromoform	15.26	173	1916548	154.393	ng	99
69) Styrene	15.54	104	4900839	141.121	ng	99
70) o-Xylene	15.65	91	5733630	113.949	ng	98
71) n-Nonane	15.85	43	2580580	96.373	ng	95
72) 1,1,2,2-Tetrachloroethane	15.62	83	2657710	116.758	ng	99
74) Cumene	16.22	105	7499793	113.164	ng	98
75) alpha-Pinene	16.60	93	3879923	123.295	ng	99
76) n-Propylbenzene	16.71	91	8453456	109.207	ng	97
77) 3-Ethyltoluene	16.81	105	7474758	120.580	ng	98
78) 4-Ethyltoluene	16.85	105	7291914	121.426	ng	97
79) 1,3,5-Trimethylbenzene	16.92	105	6268038	116.789	ng	98
80) alpha-Methylstyrene	17.07	118	3758168	140.197	ng	98
81) 2-Ethyltoluene	17.11	105	7210686	116.508	ng	98
82) 1,2,4-Trimethylbenzene	17.32	105	6219768	116.497	ng	99
83) n-Decane	17.42	57	2894471	100.357	ng	96
84) Benzyl Chloride	17.45	91	5806463	131.795	ng	96
85) 1,3-Dichlorobenzene	17.46	146	4140700	134.535	ng	100
86) 1,4-Dichlorobenzene	17.53	146	4138886	127.487	ng	99
87) sec-Butylbenzene	17.57	105	8137169	117.284	ng	97
88) 4-Isopropyltoluene (p-...	17.73	119	7446973	110.386	ng	96
89) 1,2,3-Trimethylbenzene	17.73	105	6383351	115.006	ng	100
90) 1,2-Dichlorobenzene	17.85	146	3924783	131.000	ng	100
91) d-Limonene	17.87	68	2228057	115.524	ng	94
92) 1,2-Dibromo-3-Chloropr...	18.26	157	1552524	144.642	ng	98
93) n-Undecane	18.61	57	2993202	104.591	ng	96
94) 1,2,4-Trichlorobenzene	19.47	180	3211124	141.398	ng	100
95) Naphthalene	19.58	128	8884449	121.127	ng	98
96) n-Dodecane	19.59	57	2772614	104.873	ng	93
97) Hexachlorobutadiene	19.91	225	2124834	143.946	ng	100
98) Cyclohexanone	15.33	55	2166542	125.064	ng	98
99) tert-Butylbenzene	17.32	119	6343763	117.889	ng	98
100) n-Butylbenzene	18.12	91	6280468	117.401	ng	98

(#) = qualifier out of range (m) = manual integration (+) = signals summed

Data File: I:\MS08\Data\2016 03\29\03291610.D

Acq On : 29 Mar 2016 11:53

Operator: WA

Sample : 100ng TO-15 ICAL Std

Misc : S29-03281601/S29-03251602 (4/23)

ALS Vial : 16 Sample Multiplier: 1

Quant Time: Mar 29 12:17:27 2016

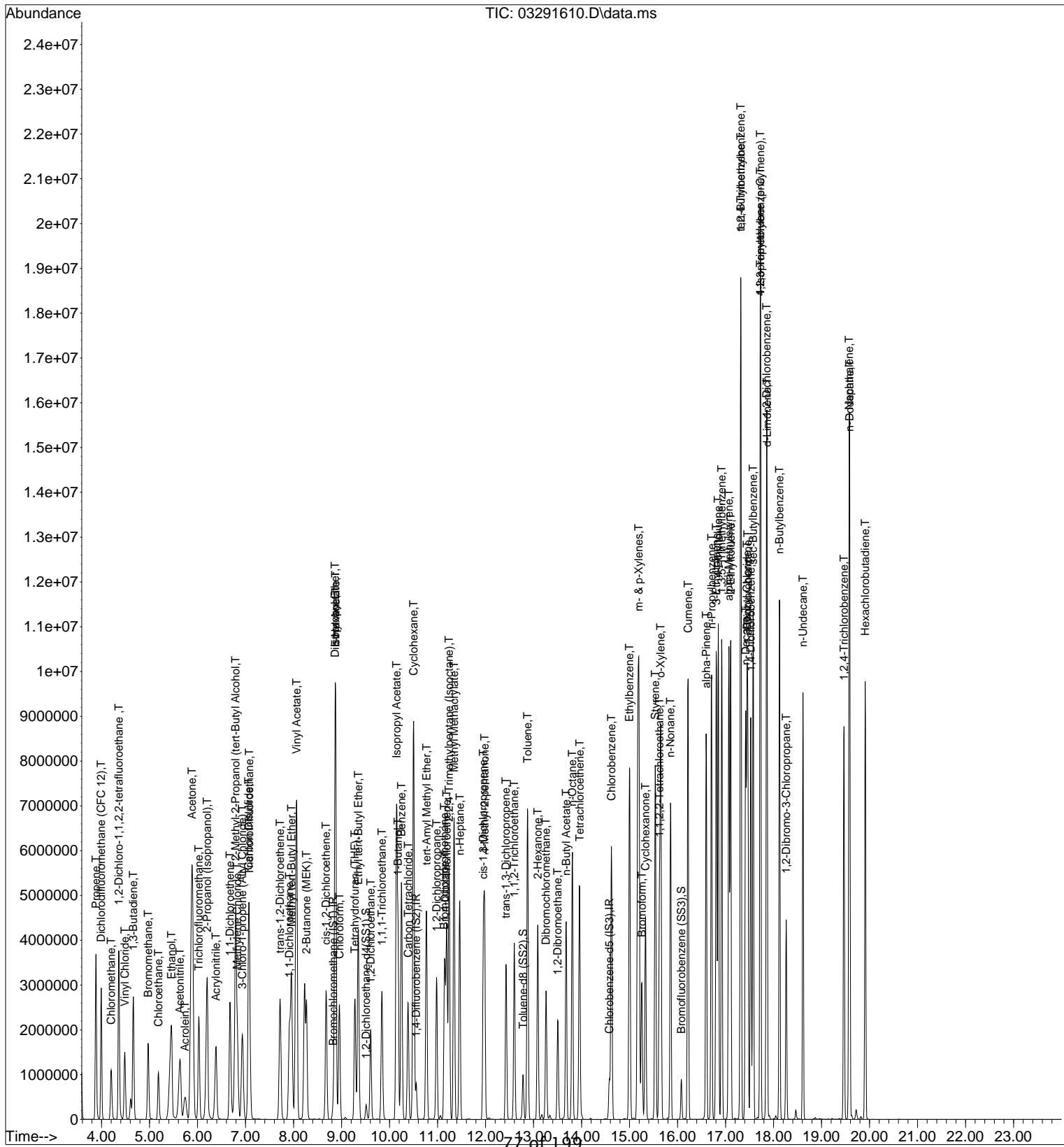
Quant Method : I:\MS08\Methods\R8032916.M

Quant Title : EPA TO-15 per SOP VOA-TO15 (CASS TO-15/GC-MS)

QLast Update : Tue Mar 29 11:14:55 2016

Response via : Initial Calibration

DataAcq Meth:TO15.M



Data File: I:\MS08\Data\2016 03\29\03291611.D

Acq On : 29 Mar 2016 12:25 Operator: WA

Sample : 25ng TO-15 ICV Std

Misc : S29-03281601/S29-03101601 (4/8)

ALS Vial : 1 Sample Multiplier: 1

Quant Time: Mar 29 13:08:32 2016

Quant Method : I:\MS08\Methods\R8032916.M

Quant Title : EPA TO-15 per SOP VOA-TO15 (CASS TO-15/GC-MS)

QLast Update : Tue Mar 29 13:08:11 2016

Response via : Initial Calibration

DataAcq Meth:TO15.M

WA 3/29/16

Internal Standards	R.T.	QIon	Response	Conc	Units	Dev(Min)
1) Bromochloromethane (IS1)	8.81	130	163028	12.500	ng	-0.02
37) 1,4-Difluorobenzene (IS2)	10.54	114	787533	12.500	ng	-0.01
56) Chlorobenzene-d5 (IS3)	14.57	82	328119	12.500	ng	0.00

System Monitoring Compounds

33) 1,2-Dichloroethane-d4(...)	9.49	65	224255	12.311	ng	-0.02
Spiked Amount	12.500	Range	70 - 130	Recovery	=	98.48%
57) Toluene-d8 (SS2)	12.78	98	765656	12.073	ng	0.00
Spiked Amount	12.500	Range	70 - 130	Recovery	=	96.56%
73) Bromofluorobenzene (SS3)	16.08	174	344659	12.747	ng	0.00
Spiked Amount	12.500	Range	70 - 130	Recovery	=	102.00%

Target Compounds

						Qvalue
2) Propene	3.88	42	315438	21.667	ng	100
3) Dichlorodifluoromethan...	3.99	85	611149	21.008	ng	100
4) Chloromethane	4.19	50	469043	26.920	ng	100
5) 1,2-Dichloro-1,1,2,2-t...	4.35	135	396372	23.901	ng	99
6) Vinyl Chloride	4.47	62	481810	27.891	ng	100
7) 1,3-Butadiene	4.65	54	366558	29.173	ng	100
8) Bromomethane	4.96	94	335908	25.513	ng	99
9) Chloroethane	5.17	64	277994	24.191	ng	100
10) Ethanol	5.40	45	1234902	113.691	ng	100
11) Acetonitrile	5.59	41	626349	23.319	ng	100
12) Acrolein	5.71	56	212185	24.773	ng	100
13) Acetone	5.85	58	1352923	113.102	ng	98
14) Trichlorofluoromethane	6.01	101	552511	21.577	ng	100
15) 2-Propanol (Isopropanol)	6.15	45	1794492	50.120	ng	98
16) Acrylonitrile	6.35	53	478058	26.697	ng	100
17) 1,1-Dichloroethene	6.66	96	370864	26.286	ng	100
18) 2-Methyl-2-Propanol (t...	6.75	59	1897279	51.325	ng	98
19) Methylene Chloride	6.80	84	379154	23.466	ng	100
20) 3-Chloro-1-propene (Al...	6.91	41	504481	29.442	ng	100
21) Trichlorotrifluoroethane	7.07	151	354395	24.944	ng	99
22) Carbon Disulfide	7.05	76	1236584	19.874	ng	100
23) trans-1,2-Dichloroethene	7.70	61	493506	26.446	ng	100
24) 1,1-Dichloroethane	7.90	63	609071	24.202	ng	100
25) Methyl tert-Butyl Ether	7.94	73	1130260	24.741	ng	100
26) Vinyl Acetate	8.04	86	518309	139.372	ng	99
27) 2-Butanone (MEK)	8.25	72	260791	21.495	ng	98
28) cis-1,2-Dichloroethene	8.66	61	479644	26.559	ng	99
29) Diisopropyl Ether	8.85	87	318960	24.751	ng	99
30) Ethyl Acetate	8.85	61	246080	53.075	ng	99
31) n-Hexane	8.87	57	491042	20.670	ng	99
32) Chloroform	8.93	83	607510	25.030	ng	100
34) Tetrahydrofuran (THF)	9.26	72	256654	26.855	ng	100
35) Ethyl tert-Butyl Ether	9.34	87	491681	25.587	ng	100
36) 1,2-Dichloroethane	9.59	62	419265	24.590	ng	99
38) 1,1,1-Trichloroethane	9.83	97	536378	25.199	ng	100
39) Isopropyl Acetate	10.13	61	430220	54.238	ng	97
40) 1-Butanol	10.14	56	806108	60.012	ng	99
41) Benzene	10.24	78	1402415	24.548	ng	100
42) Carbon Tetrachloride	10.37	117	476197	26.965	ng	100
43) Cyclohexane	10.49	84	1187357	47.688	ng	99
44) tert-Amyl Methyl Ether	10.76	73	1112691	25.711	ng	100
45) 1,2-Dichloropropane	10.97	63	344531	25.214	ng	99
46) Bromodichloromethane	11.13	83	483022	27.418	ng	100
47) Trichloroethene	11.18	130	426800	24.281	ng	100
48) 1,4-Dioxane	11.15	88	328870	28.740	ng	100
49) 2,2,4-Trimethylpentane...	11.23	57	1558884	24.407	ng	99

Data File: I:\MS08\Data\2016 03\29\03291611.D

Acq On : 29 Mar 2016 12:25

Operator: WA

Sample : 25ng TO-15 ICV Std

Misc : S29-03281601/S29-03101601 (4/8)

ALS Vial : 1 Sample Multiplier: 1

Quant Time: Mar 29 13:08:32 2016

Quant Method : I:\MS08\Methods\R8032916.M

Quant Title : EPA TO-15 per SOP VOA-TO15 (CASS TO-15/GC-MS)

QLast Update : Tue Mar 29 13:08:11 2016

Response via : Initial Calibration

DataAcq Meth:TO15.M

Internal Standards	R.T.	QIon	Response	Conc	Units	Dev(Min)
50) Methyl Methacrylate	11.33	100	350272	51.062	ng	100
51) n-Heptane	11.45	71	350831	24.095	ng	100
52) cis-1,3-Dichloropropene	11.95	75	568444	26.421	ng	100
53) 4-Methyl-2-pentanone	11.97	58	352104	27.699	ng	99
54) trans-1,3-Dichloropropene	12.42	75	531703	27.713	ng	100
55) 1,1,2-Trichloroethane	12.59	97	374354	26.329	ng	100
58) Toluene	12.87	91	1547381	20.397	ng	100
59) 2-Hexanone	13.08	43	807852	27.109	ng	100
60) Dibromochloromethane	13.25	129	455900	28.626	ng	100
61) 1,2-Dibromoethane	13.50	107	434553	26.900	ng	100
62) n-Butyl Acetate	13.67	43	917160	29.353	ng	100
63) n-Octane	13.80	57	306531	23.728	ng	100
64) Tetrachloroethene	13.95	166	495549	22.713	ng	99
65) Chlorobenzene	14.62	112	1090665	24.746	ng	100
66) Ethylbenzene	14.99	91	1817804	25.108	ng	100
67) m- & p-Xylenes	15.18	91	2815990	48.874	ng	100
68) Bromoform	15.25	173	429716	28.785	ng	99
69) Styrene	15.53	104	1220266	27.985	ng	100
70) o-Xylene	15.64	91	1459059	24.094	ng	100
71) n-Nonane	15.85	43	704019	23.754	ng	99
72) 1,1,2,2-Tetrachloroethane	15.62	83	673292	25.289	ng	100
74) Cumene	16.21	105	1929818	23.687	ng	100
75) alpha-Pinene	16.60	93	981029	24.947	ng	100
76) n-Propylbenzene	16.70	91	2220346	23.705	ng	100
77) 3-Ethyltoluene	16.80	105	1936486	24.383	ng	100
78) 4-Ethyltoluene	16.84	105	1881110	24.969	ng	100
79) 1,3,5-Trimethylbenzene	16.91	105	1609049	24.459	ng	100
80) alpha-Methylstyrene	17.06	118	895626	26.011	ng	100
81) 2-Ethyltoluene	17.10	105	1873303	24.318	ng	100
82) 1,2,4-Trimethylbenzene	17.31	105	1649983	25.302	ng	100
83) n-Decane	17.41	57	800940	24.081	ng	99
84) Benzyl Chloride	17.43	91	1467525	31.220	ng	100
85) 1,3-Dichlorobenzene	17.46	146	1044164	26.148	ng	100
86) 1,4-Dichlorobenzene	17.52	146	1029729	24.440	ng	99
87) sec-Butylbenzene	17.57	105	2146677	24.881	ng	100
88) 4-Isopropyltoluene (p-...	17.72	119	2070533	24.447	ng	100
89) 1,2,3-Trimethylbenzene	17.72	105	1704575	25.319	ng	100
90) 1,2-Dichlorobenzene	17.85	146	988208	25.597	ng	100
91) d-Limonene	17.86	68	595223	25.992	ng	99
92) 1,2-Dibromo-3-Chloropr...	18.26	157	378499	28.270	ng	100
93) n-Undecane	18.61	57	828218	24.265	ng	100
94) 1,2,4-Trichlorobenzene	19.46	180	786081	25.565	ng	100
95) Naphthalene	19.57	128	2298595	24.490	ng	100
96) n-Dodecane	19.59	57	819945	25.840	ng	100
97) Hexachlorobutadiene	19.91	225	501834	24.554	ng	100
98) Cyclohexanone	15.32	55	531882	27.215	ng	99
99) tert-Butylbenzene	17.31	119	1662675	24.737	ng	100
100) n-Butylbenzene	18.12	91	1670378	25.752	ng	100

(#) = qualifier out of range (m) = manual integration (+) = signals summed

Data File: I:\MS08\Data\2016 03\29\03291611.D

Acq On : 29 Mar 2016 12:25

Operator: WA

Sample : 25ng TO-15 ICV Std

Misc : S29-03281601/S29-03101601 (4/8)

ALS Vial : 1 Sample Multiplier: 1

Quant Time: Mar 29 13:08:32 2016

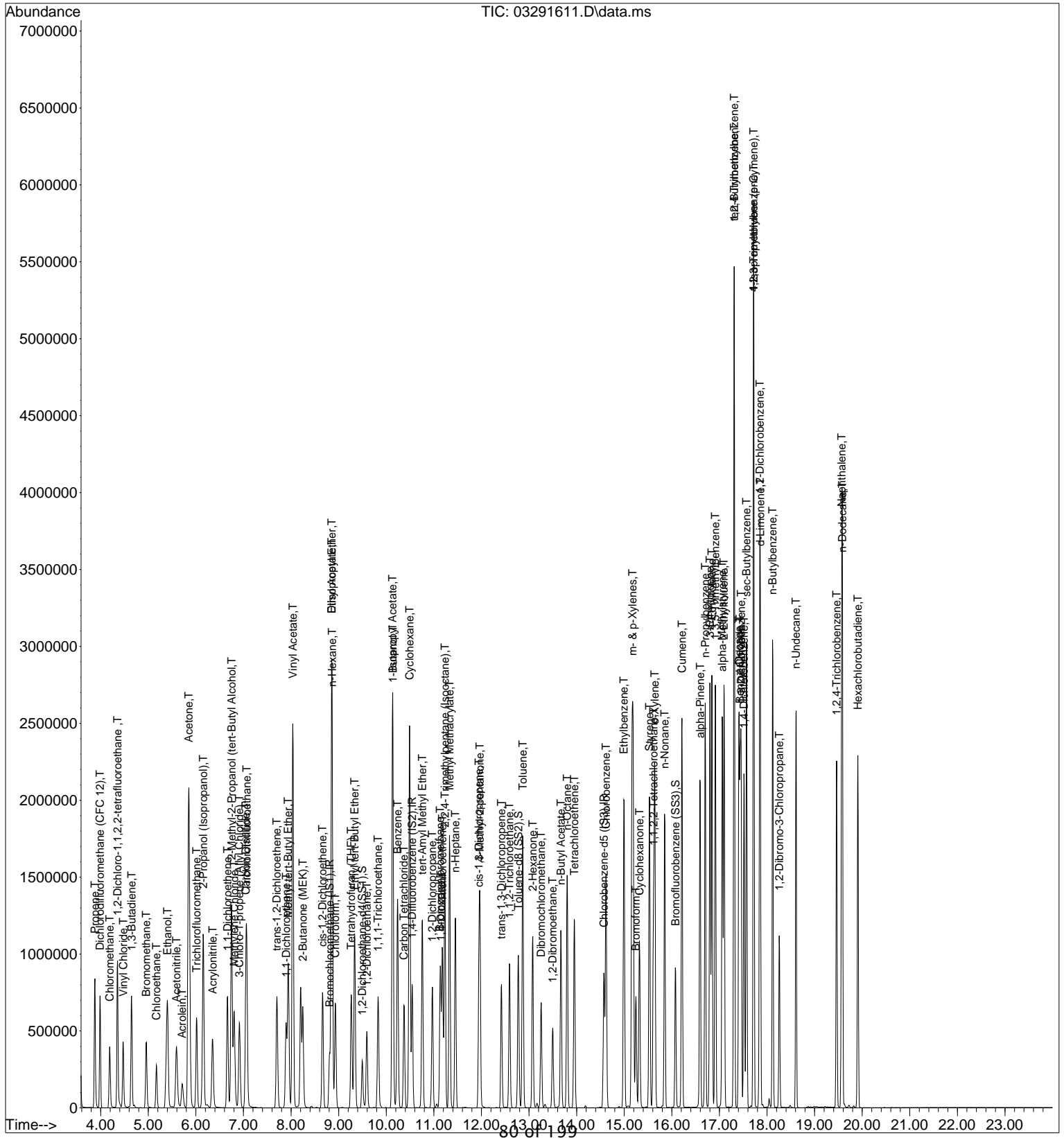
Quant Method : I:\MS08\Methods\R8032916.M

Quant Title : EPA TO-15 per SOP VOA-TO15 (CASS TO-15/GC-MS)

QLast Update : Tue Mar 29 13:08:11 2016

Response via : Initial Calibration

DataAcq Meth:TO15.M



INITIAL CALIBRATION VERIFICATION CHECK SHEET

WA 3/29/16

Data File Name: 03291611.D

Acq. Method File: TO15.M

Data File Path: I:\MS08\Data\2016_03\29\

Sample Name: 25ng TO-15 ICV Std

Operator: WA

Misc Info: S29-03281601/S29-03101601 (

Date Acquired: 3/29/2016

12:25

Instrument Name: Instrument #MS08

#	Compound Name	Ret. Time	Amt. (ng)	Spike Amt.(ng)	% Rec.	Lower Limit	Upper Limit	* OR Fail
2)	Propene	3.88	21.7	24.50	89	70	130	*
3)	Dichlorodifluoromethane (CFC 12)	3.99	21.0	23.50	89	70	130	*
4)	Chloromethane	4.19	26.9	25.00	108	70	130	*
5)	1,2-Dichloro-1,1,2,2-tetrafluoroethane	4.35	23.9	25.50	94	70	130	*
6)	Vinyl Chloride	4.47	27.9	25.00	112	70	130	*
7)	1,3-Butadiene	4.65	29.2	25.75	113	70	130	*
8)	Bromomethane	4.96	25.5	25.25	101	70	130	*
9)	Chloroethane	5.17	24.2	25.00	97	70	130	*
10)	Ethanol	5.40	114	124.75	91	70	130	*
11)	Acetonitrile	5.59	23.3	26.50	88	70	130	*
12)	Acrolein	5.71	24.8	26.75	93	70	130	*
13)	Acetone	5.85	113	134.75	84	70	130	*
14)	Trichlorofluoromethane	6.01	21.6	27.00	80	70	130	*
15)	2-Propanol (Isopropanol)	6.15	50.1	52.25	96	70	130	*
16)	Acrylonitrile	6.35	26.7	26.50	101	70	130	*
17)	1,1-Dichloroethene	6.66	26.3	27.00	97	70	130	*
18)	2-Methyl-2-Propanol (tert-Butyl Alcohol)	6.75	51.3	50.00	103	70	130	*
19)	Methylene Chloride	6.80	23.5	27.75	85	70	130	*
20)	3-Chloro-1-propene (Allyl Chloride)	6.91	29.4	27.25	108	70	130	*
21)	Trichlorotrifluoroethane	7.07	24.9	27.50	91	70	130	*
22)	Carbon Disulfide	7.05	19.9	26.25	76	70	130	*
23)	trans-1,2-Dichloroethene	7.70	26.4	26.25	101	70	130	*
24)	1,1-Dichloroethane	7.90	24.2	26.50	91	70	130	*
25)	Methyl tert-Butyl Ether	7.94	24.7	27.00	91	70	130	*
26)	Vinyl Acetate	8.04	139	129.75	107	70	130	*
27)	2-Butanone (MEK)	8.25	21.5	27.50	78	70	130	*
28)	cis-1,2-Dichloroethene	8.66	26.6	27.25	98	70	130	*
29)	Diisopropyl Ether	8.85	24.8	27.00	92	70	130	*
30)	Ethyl Acetate	8.85	53.1	53.50	99	70	130	*
31)	n-Hexane	8.87	20.7	26.50	78	70	130	*
32)	Chloroform	8.93	25.0	28.00	89	70	130	*
34)	Tetrahydrofuran (THF)	9.26	26.9	27.50	98	70	130	*
35)	Ethyl tert-Butyl Ether	9.34	25.6	26.75	96	70	130	*
36)	1,2-Dichloroethane	9.59	24.6	26.75	92	70	130	*
38)	1,1,1-Trichloroethane	9.83	25.2	26.25	96	70	130	*
39)	Isopropyl Acetate	10.13	54.2	57.25	95	70	130	*
40)	1-Butanol	10.14	60.0	51.25	117	70	130	*
41)	Benzene	10.24	24.5	28.25	87	70	130	*
42)	Carbon Tetrachloride	10.37	27.0	28.75	94	70	130	*
43)	Cyclohexane	10.49	47.7	53.00	90	70	130	*
44)	tert-Amyl Methyl Ether	10.76	25.7	26.75	96	70	130	*
45)	1,2-Dichloropropane	10.97	25.2	27.00	93	70	130	*
46)	Bromodichloromethane	11.13	27.4	27.25	101	70	130	*
47)	Trichloroethene	11.18	24.3	27.00	90	70	130	*
48)	1,4-Dioxane	11.15	28.7	26.25	109	70	130	*
49)	2,2,4-Trimethylpentane (Isooctane)	11.23	24.4	26.75	91	70	130	*

INITIAL CALIBRATION VERIFICATION CHECK SHEET

Data File Name: **03291611.D**

Acq. Method File: **TO15.M**

Data File Path: **I:\MS08\Data\2016_03\29**

Sample Name: **25ng TO-15 ICV Std**

Operator: **WA**

Misc Info: **S29-03281601/S29-03101601 (**

Date Acquired: **3/29/2016 12:25**

Instrument Name: **Instrument #MS08**

#	Compound Name	Ret. Time	Amt. (ng)	Spike Amt.(ng)	% Rec.	Lower Limit	Upper Limit	* OR Fail
50)	Methyl Methacrylate	11.33	51.1	52.75	97	70	130	*
51)	n-Heptane	11.45	24.1	27.00	89	70	130	*
52)	cis-1,3-Dichloropropene	11.95	26.4	26.00	102	70	130	*
53)	4-Methyl-2-pentanone	11.97	27.7	27.50	101	70	130	*
54)	trans-1,3-Dichloropropene	12.42	27.7	26.25	106	70	130	*
55)	1,1,2-Trichloroethane	12.59	26.3	27.00	97	70	130	*
58)	Toluene	12.87	20.4	27.25	75	70	130	*
59)	2-Hexanone	13.08	27.1	27.50	99	70	130	*
60)	Dibromochloromethane	13.25	28.6	27.50	104	70	130	*
61)	1,2-Dibromoethane	13.50	26.9	27.25	99	70	130	*
62)	n-Butyl Acetate	13.67	29.4	28.25	104	70	130	*
63)	n-Octane	13.80	23.7	26.25	90	70	130	*
64)	Tetrachloroethene	13.95	22.7	25.25	90	70	130	*
65)	Chlorobenzene	14.62	24.7	27.50	90	70	130	*
66)	Ethylbenzene	14.99	25.1	27.25	92	70	130	*
67)	m- & p-Xylenes	15.18	48.9	53.50	91	70	130	*
68)	Bromoform	15.25	28.8	28.50	101	70	130	*
69)	Styrene	15.53	28.0	27.75	101	70	130	*
70)	o-Xylene	15.64	24.1	26.25	92	70	130	*
71)	n-Nonane	15.85	23.8	25.50	93	70	130	*
72)	1,1,2,2-Tetrachloroethane	15.62	25.3	26.25	96	70	130	*
74)	Cumene	16.21	23.7	26.00	91	70	130	*
75)	alpha-Pinene	16.60	24.9	26.50	94	70	130	*
76)	n-Propylbenzene	16.70	23.7	25.50	93	70	130	*
77)	3-Ethyltoluene	16.80	24.4	26.75	91	70	130	*
78)	4-Ethyltoluene	16.84	25.0	26.75	93	70	130	*
79)	1,3,5-Trimethylbenzene	16.91	24.5	26.75	92	70	130	*
80)	alpha-Methylstyrene	17.06	26.0	26.25	99	70	130	*
81)	2-Ethyltoluene	17.10	24.3	26.75	91	70	130	*
82)	1,2,4-Trimethylbenzene	17.31	25.3	27.25	93	70	130	*
83)	n-Decane	17.41	24.1	26.25	92	70	130	*
84)	Benzyl Chloride	17.43	31.2	27.50	113	70	130	*
85)	1,3-Dichlorobenzene	17.46	26.1	28.50	92	70	130	*
86)	1,4-Dichlorobenzene	17.52	24.4	26.00	94	70	130	*
87)	sec-Butylbenzene	17.57	24.9	27.25	91	70	130	*
88)	4-Isopropyltoluene (p-Cymene)	17.72	24.4	26.00	94	70	130	*
89)	1,2,3-Trimethylbenzene	17.72	25.3	26.50	95	70	130	*
90)	1,2-Dichlorobenzene	17.85	25.6	27.50	93	70	130	*
91)	d-Limonene	17.86	26.0	26.25	99	70	130	*
92)	1,2-Dibromo-3-Chloropropane	18.26	28.3	27.25	104	70	130	*
93)	n-Undecane	18.61	24.3	25.25	96	70	130	*
94)	1,2,4-Trichlorobenzene	19.46	25.6	28.75	89	70	130	*
95)	Naphthalene	19.57	24.5	27.25	90	70	130	*
96)	n-Dodecane	19.59	25.8	27.25	95	70	130	*
97)	Hexachlorobutadiene	19.91	24.6	28.75	86	70	130	*
98)	Cyclohexanone	15.32	27.2	27.50	99	70	130	*
99)	tert-Butylbenzene	17.31	24.7	26.75	92	70	130	*
100)	n-Butylbenzene	18.12	25.8	28.00	92	70	130	*

Bold = 75 Compound List

*** = Pass**

Data File: I:\MS08\Data\2016 04\28\04281624.D

Acq On : 28 Apr 2016 20:09

Operator: WA

Sample : CCV2 R8042816 25ng

Misc : S29-04131602/S29-04131606 (5/11)

ALS Vial : 1 Sample Multiplier: 1

Quant Time: Apr 29 06:38:31 2016

Quant Method : I:\MS08\Methods\R8032916.M

Quant Title : EPA TO-15 per SOP VOA-TO15 (CASS TO-15/GC-MS)

QLast Update : Tue Mar 29 13:08:11 2016

Response via : Initial Calibration

DataAcq Meth:TO15.M

4/29/16

Min. RRF : 0.000 Min. Rel. Area : 50% Max. R.T. Dev 0.33min

Max. RRF Dev : 30% Max. Rel. Area : 200%

	Compound	AvgRF	CCRF	%Dev	Area%	Dev(min)
1 IR	Bromochloromethane (IS1)	1.000	1.000	0.0	83	-0.02
2 T	Propene	1.116	0.968	13.3	74	0.00
3 T	Dichlorodifluoromethane (CF	2.231	2.076	6.9	74	0.00
4 T	Chloromethane	1.336	1.398	-4.6	71	0.00
5 T	1,2-Dichloro-1,1,2,2-tetra	1.272	1.202	5.5	75	0.00
6 T	Vinyl Chloride	1.325	1.435	-8.3	76	-0.01
7 T	1,3-Butadiene	0.963	1.124	-16.7	83	-0.01
8 T	Bromomethane	1.009	1.044	-3.5	73	-0.01
9 T	Chloroethane	0.881	0.882	-0.1	75	-0.01
10 T	Ethanol	0.833	0.786	5.6	78	-0.05
11 T	Acetonitrile	2.059	1.983	3.7	77	-0.04
12 T	Acrolein	0.657	0.672	-2.3	74	-0.03
13 T	Acetone	0.917	0.794	13.4	75	-0.03
14 T	Trichlorofluoromethane	1.963	1.821	7.2	75	0.00
15 T	2-Propanol (Isopropanol)	2.745	2.706	1.4	76	-0.05
16 T	Acrylonitrile	1.373	1.462	-6.5	75	-0.03
17 T	1,1-Dichloroethene	1.082	1.080	0.2	74	-0.01
18 T	2-Methyl-2-Propanol (tert-B	2.834	2.852	-0.6	75	-0.04
19 T	Methylene Chloride	1.239	1.087	12.3	74	-0.02
20 T	3-Chloro-1-propene (Allyl C	1.314	1.476	-12.3	75	-0.02
21 T	Trichlorotrifluoroethane	1.089	1.038	4.7	74	-0.01
22 T	Carbon Disulfide	4.771	4.235	11.2	74	-0.01
23 T	trans-1,2-Dichloroethene	1.431	1.523	-6.4	76	-0.02
24 T	1,1-Dichloroethane	1.930	1.846	4.4	76	-0.02
25 T	Methyl tert-Butyl Ether	3.503	3.394	3.1	75	-0.02
26 T	Vinyl Acetate	0.285	0.320	-12.3	76	-0.03
27 T	2-Butanone (MEK)	0.930	0.755	18.8	75	-0.02
28 T	cis-1,2-Dichloroethene	1.385	1.408	-1.7	75	-0.02
29 T	Diisopropyl Ether	0.988	0.946	4.3	77	-0.01
30 T	Ethyl Acetate	0.355	0.367	-3.4	76	-0.02
31 T	n-Hexane	1.821	1.519	16.6	80	-0.01
32 T	Chloroform	1.861	1.761	5.4	74	-0.03
33 S	1,2-Dichloroethane-d4 (SS1)	1.397	1.404	-0.5	84	-0.02
34 T	Tetrahydrofuran (THF)	0.733	0.744	-1.5	75	-0.01
35 T	Ethyl tert-Butyl Ether	1.473	1.474	-0.1	75	-0.01
36 T	1,2-Dichloroethane	1.307	1.270	2.8	76	-0.02
37 IR	1,4-Difluorobenzene (IS2)	1.000	1.000	0.0	83	-0.01
38 T	1,1,1-Trichloroethane	0.338	0.337	0.3	74	-0.01
39 T	Isopropyl Acetate	0.126	0.125	0.8	76	-0.02
40 T	1-Butanol	0.213	0.240	-12.7	75	-0.04
41 T	Benzene	0.907	0.801	11.7	75	-0.01
42 T	Carbon Tetrachloride	0.280	0.289	-3.2	76	-0.01
43 T	Cyclohexane	0.395	0.369	6.6	76	-0.01
44 T	tert-Amyl Methyl Ether	0.687	0.686	0.1	74	-0.01
45 T	1,2-Dichloropropane	0.217	0.210	3.2	75	-0.01
46 T	Bromodichloromethane	0.280	0.295	-5.4	74	-0.01
47 T	Trichloroethene	0.279	0.264	5.4	74	-0.01
48 T	1,4-Dioxane	0.182	0.192	-5.5	75	-0.01
49 T	2,2,4-Trimethylpentane (Iso	1.014	0.974	3.9	76	0.00
50 T	Methyl Methacrylate	0.109	0.109	0.0	75	-0.02
51 T	n-Heptane	0.231	0.213	7.8	76	-0.01
52 T	cis-1,3-Dichloropropene	0.341	0.356	-4.4	74	0.00
53 T	4-Methyl-2-pentanone	0.202	0.211	-4.5	75	-0.01
54 T	trans-1,3-Dichloropropene	0.305	0.333	-9.2	75	0.00

83 of 199

Data File: I:\MS08\Data\2016 04\28\04281624.D

Acq On : 28 Apr 2016 20:09

Operator: WA

Sample : CCV2 R8042816 25ng

Misc : S29-04131602/S29-04131606 (5/11)

ALS Vial : 1 Sample Multiplier: 1

Quant Time: Apr 29 06:38:31 2016

Quant Method : I:\MS08\Methods\R8032916.M

Quant Title : EPA TO-15 per SOP VOA-TO15 (CASS TO-15/GC-MS)

QLast Update : Tue Mar 29 13:08:11 2016

Response via : Initial Calibration

DataAcq Meth:TO15.M

Min. RRF : 0.000 Min. Rel. Area : 50% Max. R.T. Dev 0.33min

Max. RRF Dev : 30% Max. Rel. Area : 200%

	Compound	AvgRF	CCRF	%Dev	Area%	Dev(min)
55 T	1,1,2-Trichloroethane	0.226	0.225	0.4	73	-0.01
56 IR	Chlorobenzene-d5 (IS3)	1.000	1.000	0.0	88	0.00
57 S	Toluene-d8 (SS2)	2.416	2.280	5.6	84	0.00
58 T	Toluene	2.890	2.161	25.2	75	0.00
59 T	2-Hexanone	1.135	1.081	4.8	74	-0.01
60 T	Dibromochloromethane	0.607	0.621	-2.3	73	0.00
61 T	1,2-Dibromoethane	0.615	0.598	2.8	73	0.00
62 T	n-Butyl Acetate	1.190	1.222	-2.7	74	-0.01
63 T	n-Octane	0.492	0.448	8.9	75	-0.01
64 T	Tetrachloroethene	0.831	0.737	11.3	73	0.00
65 T	Chlorobenzene	1.679	1.506	10.3	74	0.00
66 T	Ethylbenzene	2.758	2.543	7.8	74	0.00
67 T	m- & p-Xylenes	2.195	1.972	10.2	73	-0.02
68 T	Bromoform	0.569	0.614	-7.9	72	-0.01
69 T	Styrene	1.661	1.654	0.4	73	0.00
70 T	o-Xylene	2.307	2.105	8.8	74	-0.01
71 T	n-Nonane	1.129	1.047	7.3	75	0.00
72 T	1,1,2,2-Tetrachloroethane	1.014	0.987	2.7	74	-0.01
73 S	Bromofluorobenzene (SS3)	1.030	1.090	-5.8	91	0.00
74 T	Cumene	3.104	2.823	9.1	73	-0.01
75 T	alpha-Pinene	1.498	1.391	7.1	73	0.00
76 T	n-Propylbenzene	3.568	3.317	7.0	74	0.00
77 T	3-Ethyltoluene	3.026	2.829	6.5	75	0.00
78 T	4-Ethyltoluene	2.870	2.620	8.7	73	0.00
79 T	1,3,5-Trimethylbenzene	2.506	2.299	8.3	74	0.00
80 T	alpha-Methylstyrene	1.312	1.306	0.5	71	-0.01
81 T	2-Ethyltoluene	2.935	2.671	9.0	73	-0.01
82 T	1,2,4-Trimethylbenzene	2.484	2.336	6.0	74	0.00
83 T	n-Decane	1.267	1.182	6.7	75	-0.01
84 T	Benzyl Chloride	1.791	1.991	-11.2	72	-0.02
85 T	1,3-Dichlorobenzene	1.521	1.393	8.4	72	0.00
86 T	1,4-Dichlorobenzene	1.605	1.439	10.3	73	-0.01
87 T	sec-Butylbenzene	3.287	3.035	7.7	74	0.00
88 T	4-Isopropyltoluene (p-Cymen	3.227	3.067	5.0	74	0.00
89 T	1,2,3-Trimethylbenzene	2.565	2.415	5.8	74	-0.01
90 T	1,2-Dichlorobenzene	1.471	1.355	7.9	73	-0.01
91 T	d-Limonene	0.872	0.858	1.6	73	-0.01
92 T	1,2-Dibromo-3-Chloropropane	0.510	0.545	-6.9	74	0.00
93 T	n-Undecane	1.300	1.232	5.2	75	0.00
94 T	1,2,4-Trichlorobenzene	1.171	1.122	4.2	73	0.00
95 T	Naphthalene	3.576	3.446	3.6	73	0.00
96 T	n-Dodecane	1.209	1.122	7.2	71	0.00
97 T	Hexachlorobutadiene	0.779	0.699	10.3	72	0.00
98 T	Cyclohexanone	0.745	0.713	4.3	72	-0.01
99 T	tert-Butylbenzene	2.561	2.374	7.3	74	-0.01
100 T	n-Butylbenzene	2.471	2.315	6.3	74	0.00

(#)= Out of Range

SPCC's out = 0 CCC's out = 0

Data File: I:\MS08\Data\2016 04\28\04281624.D

Acq On : 28 Apr 2016 20:09 Operator: WA

Sample : CCV2 R8042816 25ng

Misc : S29-04131602/S29-04131606 (5/11)

ALS Vial : 1 Sample Multiplier: 1

Quant Time: Apr 29 06:38:31 2016

Quant Method : I:\MS08\Methods\R8032916.M

Quant Title : EPA TO-15 per SOP VOA-TO15 (CASS TO-15/GC-MS)

QLast Update : Tue Mar 29 13:08:11 2016

Response via : Initial Calibration

DataAcq Meth:TO15.M

4/29/16

Internal Standards	R.T.	QIon	Response	Conc	Units	Dev(Min)
1) Bromochloromethane (IS1)	8.81	130	123636	12.500	ng	-0.02
37) 1,4-Difluorobenzene (IS2)	10.54	114	600366	12.500	ng	-0.01
56) Chlorobenzene-d5 (IS3)	14.57	82	259212	12.500	ng	0.00

System Monitoring Compounds

33) 1,2-Dichloroethane-d4(...)	9.49	65	173589	12.566	ng	-0.02
Spiked Amount	12.500	Range	70 - 130	Recovery	=	100.56%
57) Toluene-d8 (SS2)	12.78	98	591114	11.798	ng	0.00
Spiked Amount	12.500	Range	70 - 130	Recovery	=	94.40%
73) Bromofluorobenzene (SS3)	16.07	174	282584	13.230	ng	0.00
Spiked Amount	12.500	Range	70 - 130	Recovery	=	105.84%

Target Compounds

						Qvalue
2) Propene	3.88	42	246528	22.329	ng	100
3) Dichlorodifluoromethan...	3.99	85	513333	23.267	ng	100
4) Chloromethane	4.20	50	338819	25.641	ng	99
5) 1,2-Dichloro-1,1,2,2-t...	4.35	135	306174	24.344	ng	100
6) Vinyl Chloride	4.47	62	354897	27.090	ng	100
7) 1,3-Butadiene	4.65	54	294508	30.907	ng	100
8) Bromomethane	4.96	94	258251	25.864	ng	100
9) Chloroethane	5.17	64	220196	25.266	ng	100
10) Ethanol	5.40	45	983036	119.338	ng	99
11) Acetonitrile	5.59	41	500262	24.559	ng	100
12) Acrolein	5.71	56	177849	27.380	ng	99
13) Acetone	5.85	58	1054626	116.255	ng	100
14) Trichlorofluoromethane	6.02	101	445661	22.949	ng	99
15) 2-Propanol (Isopropanol)	6.15	45	1398675	51.512	ng	99
16) Acrylonitrile	6.35	53	372249	27.412	ng	100
17) 1,1-Dichloroethene	6.67	96	285871	26.717	ng	98
18) 2-Methyl-2-Propanol (t...	6.75	59	1473707	52.569	ng	98
19) Methylene Chloride	6.80	84	290261	23.689	ng	98
20) 3-Chloro-1-propene (Al...	6.91	41	394253	30.340	ng	99
21) Trichlorotrifluoroethane	7.07	151	277146	25.722	ng	99
22) Carbon Disulfide	7.05	76	1026210	21.748	ng	100
23) trans-1,2-Dichloroethene	7.70	61	399193	28.208	ng	98
24) 1,1-Dichloroethane	7.90	63	474791	24.878	ng	100
25) Methyl tert-Butyl Ether	7.94	73	881126	25.433	ng	100
26) Vinyl Acetate	8.04	86	401217	142.260	ng	# 94
27) 2-Butanone (MEK)	8.25	72	199840	21.720	ng	99
28) cis-1,2-Dichloroethene	8.66	61	372474	27.196	ng	99
29) Diisopropyl Ether	8.85	87	252559	25.842	ng	98
30) Ethyl Acetate	8.85	61	192305	54.692	ng	99
31) n-Hexane	8.87	57	390542	21.678	ng	100
32) Chloroform	8.93	83	465983	25.316	ng	100
34) Tetrahydrofuran (THF)	9.27	72	187725	25.901	ng	99
35) Ethyl tert-Butyl Ether	9.34	87	382582	26.252	ng	100
36) 1,2-Dichloroethane	9.59	62	329843	25.509	ng	99
38) 1,1,1-Trichloroethane	9.83	97	416534	25.669	ng	99
39) Isopropyl Acetate	10.13	61	332486	54.984	ng	99
40) 1-Butanol	10.14	56	650833	63.557	ng	99
41) Benzene	10.24	78	1067694	24.515	ng	100
42) Carbon Tetrachloride	10.38	117	374776	27.838	ng	100
43) Cyclohexane	10.49	84	927270	48.853	ng	99
44) tert-Amyl Methyl Ether	10.76	73	856379	25.958	ng	100
45) 1,2-Dichloropropane	10.97	63	264569	25.399	ng	100
46) Bromodichloromethane	11.13	83	378543	28.186	ng	99
47) Trichloroethene	11.18	130	327053	24.407	ng	99
48) 1,4-Dioxane	11.15	88	248443	28.480	ng	100
49) 2,2,4-Trimethylpentane...	11.23	57	1205198	24.752	ng	100

Data File: I:\MS08\Data\2016 04\28\04281624.D

Acq On : 28 Apr 2016 20:09 Operator: WA

Sample : CCV2 R8042816 25ng

Misc : S29-04131602/S29-04131606 (5/11)

ALS Vial : 1 Sample Multiplier: 1

Quant Time: Apr 29 06:38:31 2016

Quant Method : I:\MS08\Methods\R8032916.M

Quant Title : EPA TO-15 per SOP VOA-TO15 (CASS TO-15/GC-MS)

QLast Update : Tue Mar 29 13:08:11 2016

Response via : Initial Calibration

DataAcq Meth:TO15.M

Internal Standards	R.T.	QIon	Response	Conc	Units	Dev(Min)
50) Methyl Methacrylate	11.33	100	271777	51.971	ng	99
51) n-Heptane	11.45	71	273038	24.598	ng	99
52) cis-1,3-Dichloropropene	11.95	75	479012	29.206	ng	99
53) 4-Methyl-2-pentanone	11.97	58	273244	28.196	ng	99
54) trans-1,3-Dichloropropene	12.42	75	428366	29.287	ng	100
55) 1,1,2-Trichloroethane	12.59	97	284302	26.229	ng	100
58) Toluene	12.87	91	1176432	19.630	ng	100
59) 2-Hexanone	13.08	43	622274	26.432	ng	99
60) Dibromochloromethane	13.26	129	354149	28.149	ng	99
61) 1,2-Dibromoethane	13.50	107	331447	25.972	ng	100
62) n-Butyl Acetate	13.67	43	703278	28.491	ng	100
63) n-Octane	13.80	57	238976	23.416	ng	99
64) Tetrachloroethene	13.95	166	378099	21.936	ng	99
65) Chlorobenzene	14.62	112	835290	23.990	ng	99
66) Ethylbenzene	14.99	91	1384361	24.204	ng	100
67) m- & p-Xylenes	15.18	91	2125979	46.707	ng	100
68) Bromoform	15.25	173	340485	28.871	ng	99
69) Styrene	15.53	104	926161	26.886	ng	100
70) o-Xylene	15.64	91	1113354	23.273	ng	100
71) n-Nonane	15.85	43	548077	23.408	ng	99
72) 1,1,2,2-Tetrachloroethane	15.61	83	511897	24.338	ng	100
74) Cumene	16.21	105	1478383	22.970	ng	100
75) alpha-Pinene	16.59	93	742814	23.911	ng	100
76) n-Propylbenzene	16.70	91	1719511	23.238	ng	100
77) 3-Ethyltoluene	16.80	105	1525535	24.315	ng	100
78) 4-Ethyltoluene	16.84	105	1426055	23.960	ng	100
79) 1,3,5-Trimethylbenzene	16.91	105	1239370	23.848	ng	100
80) alpha-Methylstyrene	17.06	118	697545	25.644	ng	100
81) 2-Ethyltoluene	17.10	105	1440301	23.667	ng	100
82) 1,2,4-Trimethylbenzene	17.31	105	1259294	24.444	ng	100
83) n-Decane	17.41	57	618959	23.557	ng	99
84) Benzyl Chloride	17.43	91	1114969	30.025	ng	100
85) 1,3-Dichlorobenzene	17.46	146	779893	24.722	ng	100
86) 1,4-Dichlorobenzene	17.52	146	783382	23.536	ng	100
87) sec-Butylbenzene	17.57	105	1667759	24.469	ng	100
88) 4-Isopropyltoluene (p-...	17.72	119	1590005	23.764	ng	100
89) 1,2,3-Trimethylbenzene	17.71	105	1301992	24.480	ng	100
90) 1,2-Dichlorobenzene	17.84	146	751794	24.650	ng	100
91) d-Limonene	17.85	68	462843	25.585	ng	99
92) 1,2-Dibromo-3-Chloropr...	18.26	157	293991	27.795	ng	99
93) n-Undecane	18.61	57	645143	23.926	ng	99
94) 1,2,4-Trichlorobenzene	19.46	180	604817	24.899	ng	100
95) Naphthalene	19.57	128	1786590	24.095	ng	100
96) n-Dodecane	19.58	57	605125	24.140	ng	100
97) Hexachlorobutadiene	19.91	225	387508	24.000	ng	99
98) Cyclohexanone	15.32	55	413906	26.809	ng	99
99) tert-Butylbenzene	17.31	119	1292521	24.342	ng	100
100) n-Butylbenzene	18.12	91	1296279	25.297	ng	99

(#) = qualifier out of range (m) = manual integration (+) = signals summed

Data File: I:\MS08\Data\2016 04\28\04281624.D

Acq On : 28 Apr 2016 20:09

Operator: WA

Sample : CCV2 R8042816 25ng

Misc : S29-04131602/S29-04131606 (5/11)

ALS Vial : 1 Sample Multiplier: 1

Quant Time: Apr 29 06:38:31 2016

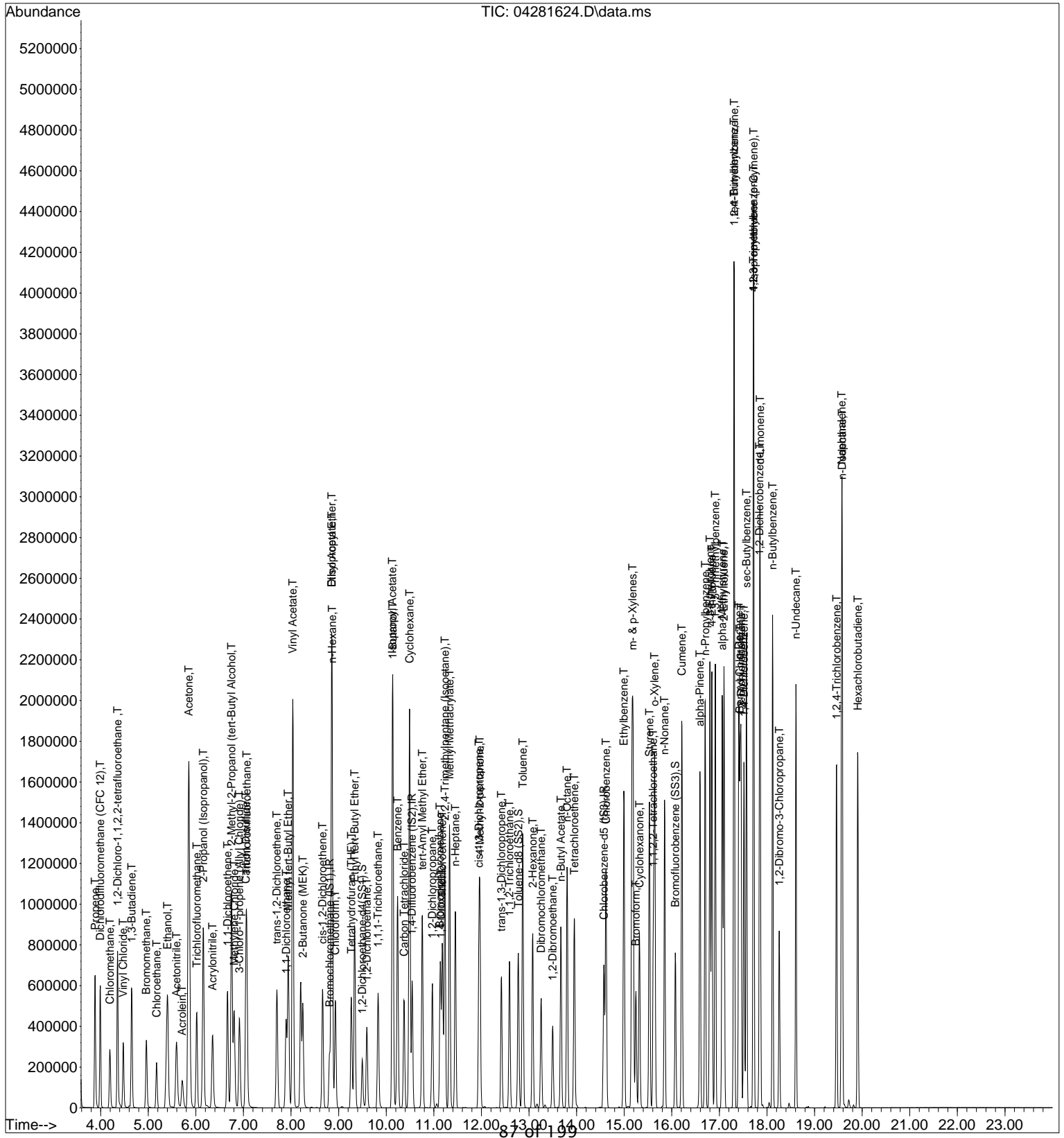
Quant Method : I:\MS08\Methods\R8032916.M

Quant Title : EPA TO-15 per SOP VOA-TO15 (CASS TO-15/GC-MS)

QLast Update : Tue Mar 29 13:08:11 2016

Response via : Initial Calibration

DataAcq Meth:TO15.M

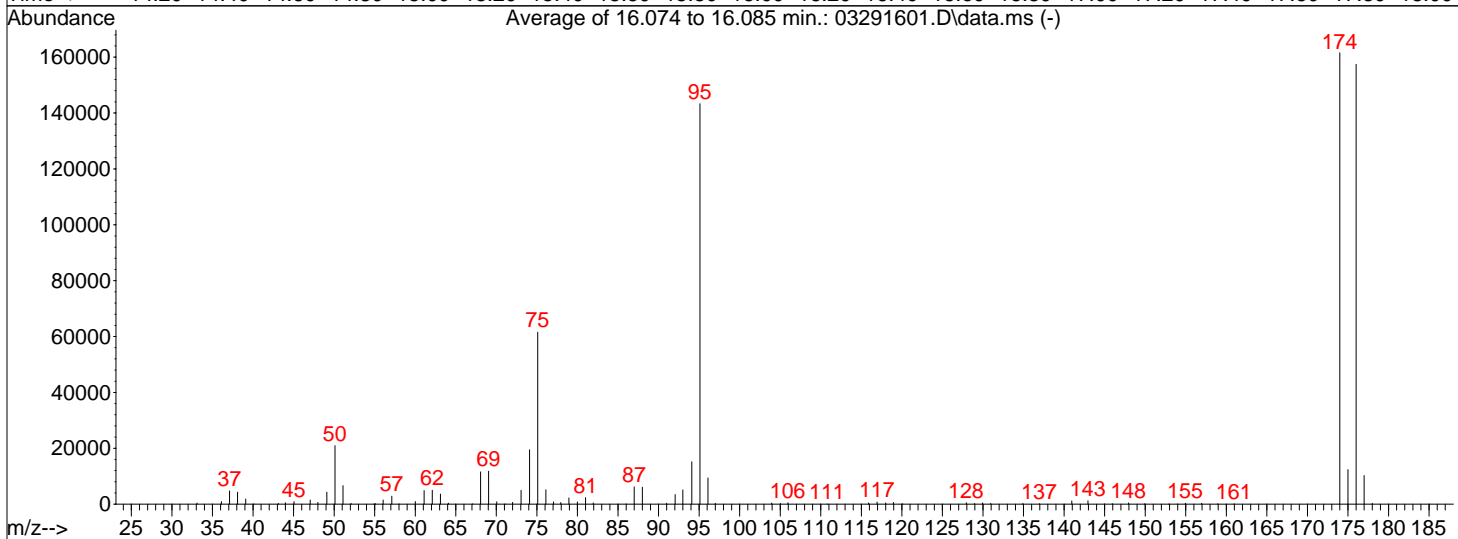
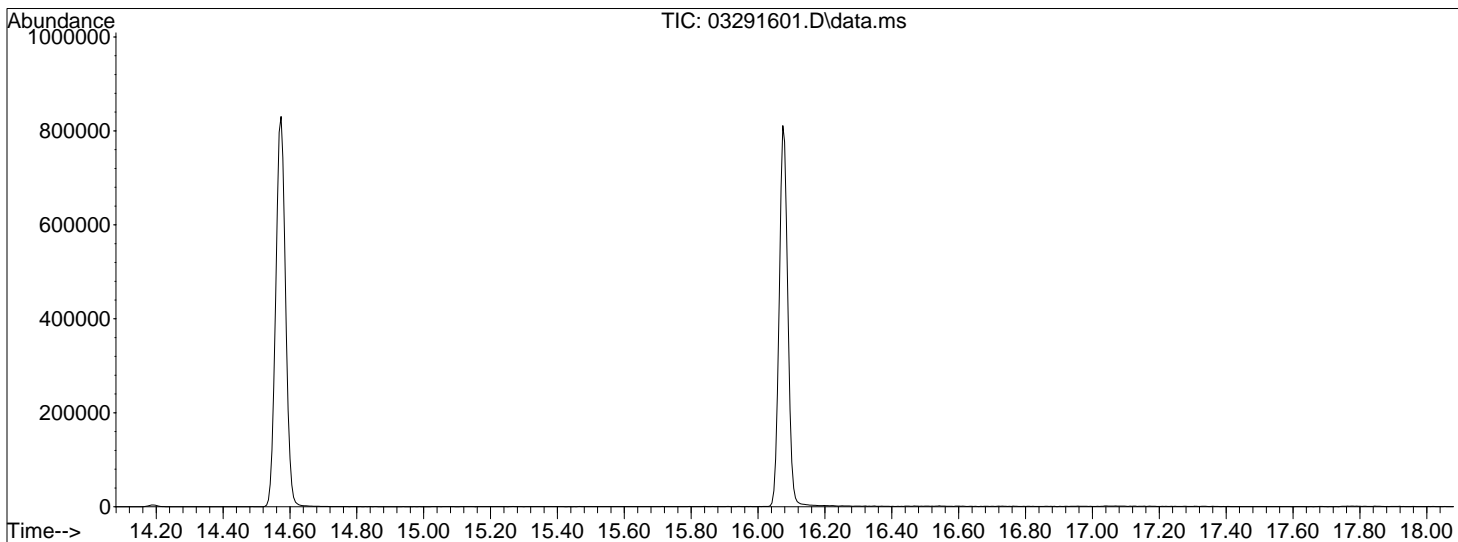


87 of 199

Data Path : I:\MS08\Data\2016 03\29\
 Data File : 03291601.D
 Acq On : 29 Mar 2016 7:01
 Operator : WA
 Sample : BFB R8032916
 Misc : S29-03281601
 ALS Vial : 1 Sample Multiplier: 1

Integration File: LSCINT.P

Method : I:\MS08\Methods\R8032916.M
 Title : EPA TO-15 per SOP VOA-TO15 (CASS TO-15/GC-MS)
 Last Update : Tue Mar 29 13:08:11 2016



AutoFind: Scans 2318, 2319, 2320; Background Corrected with Scan 2309

Target Mass	Rel. to Mass	Lower Limit%	Upper Limit%	Rel. Abn%	Raw Abn	Result Pass/Fail
50	95	8	40	14.6	20962	PASS
75	95	30	66	43.0	61587	PASS
95	95	100	100	100.0	143352	PASS
96	95	5	9	6.6	9418	PASS
173	174	0.00	2	0.0	0	PASS
174	95	50	120	112.7	161557	PASS
175	174	4	9	7.7	12404	PASS
176	174	93	101	97.5	157461	PASS
177	176	5	9	6.5	10255	PASS

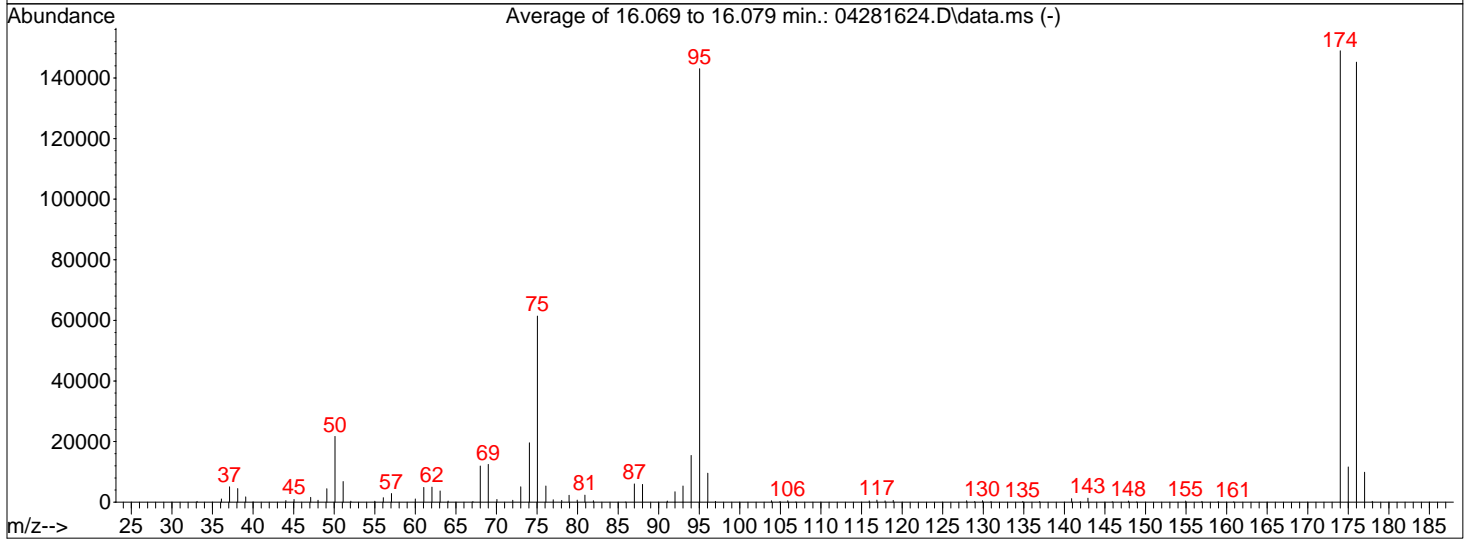
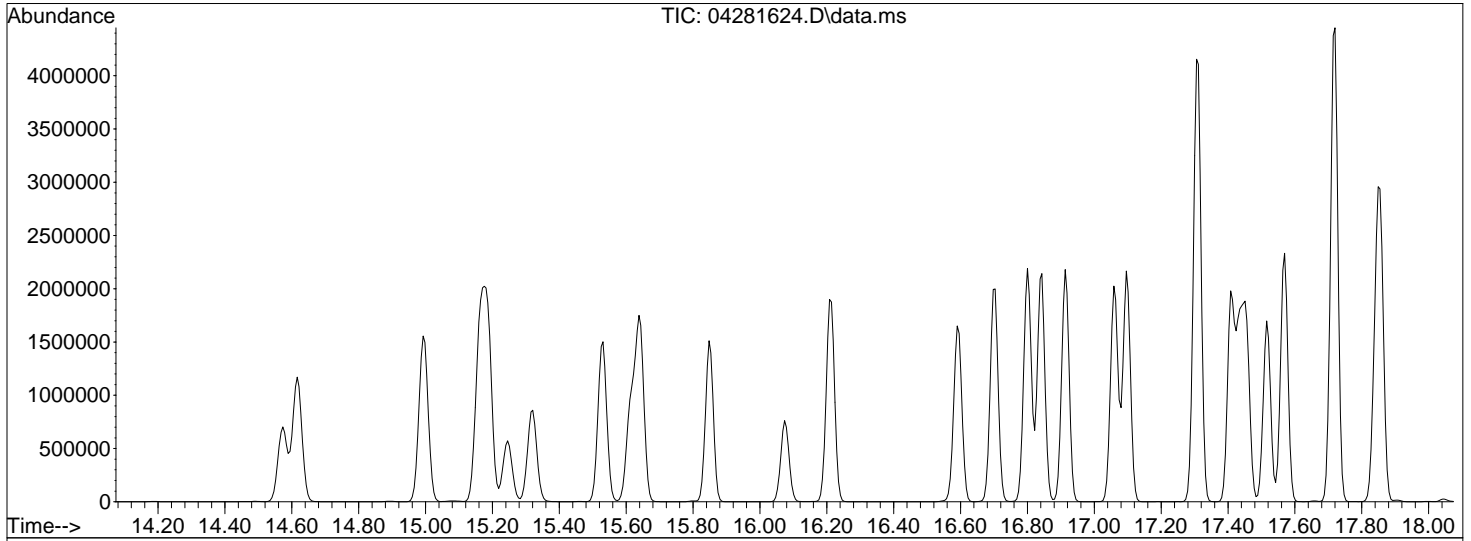
WA 3/29/16

Data Path : I:\MS08\Data\2016 04\28\
 Data File : 04281624.D
 Acq On : 28 Apr 2016 20:09
 Operator : WA
 Sample : CCV2 R8042816 25ng
 Misc : S29-04131602/S29-04131606 (5/11)
 ALS Vial : 1 Sample Multiplier: 1

Integration File: LSCINT.P

Method : I:\MS08\Methods\R8032916.M
 Title : EPA TO-15 per SOP VOA-TO15 (CASS TO-15/GC-MS)
 Last Update : Tue Mar 29 13:08:11 2016

IDA 4/29/16



AutoFind: Scans 2317, 2318, 2319; Background Corrected with Scan 2306

Target Mass	Rel. to Mass	Lower Limit%	Upper Limit%	Rel. Abn%	Raw Abn	Result Pass/Fail
50	95	8	40	15.2	21693	PASS
75	95	30	66	42.9	61419	PASS
95	95	100	100	100.0	143061	PASS
96	95	5	9	6.7	9591	PASS
173	174	0.00	2	0.0	0	PASS
174	95	50	120	104.1	148971	PASS
175	174	4	9	7.8	11604	PASS
176	174	93	101	97.5	145213	PASS
177	176	5	9	6.8	9858	PASS

Injection Log

Directory: I:\MS08\Data\2016_03\29\

	Date/Time	File Name	Sample ID	Misc Info	Operator	Vial	Comment
1	3/29/16 7:01	03291601.D	BFB R8032916	S29-03281601	WA	1	Passed
2	3/29/16 7:33	03291602.D	0.08ng TO-15 ICAL Std	S29-03281601/S29-03251605 (4/23)	WA	13	
3	3/29/16 8:05	03291603.D	0.10ng TO-15 ICAL Std	S29-03281601/S29-03251605 (4/23)	WA	13	
4	3/29/16 8:38	03291604.D	0.20ng TO-15 ICAL Std	S29-03281601/S29-03251605 (4/23)	WA	13	
5	3/29/16 9:10	03291605.D	0.40ng TO-15 ICAL Std	S29-03281601/S29-03251605 (4/23)	WA	13	
6	3/29/16 9:43	03291606.D	1.0ng TO-15 ICAL Std	S29-03281601/S29-03251603 (4/23)	WA	14	
7	3/29/16 10:15	03291607.D	5.0ng TO-15 ICAL Std	S29-03281601/S29-03251603 (4/23)	WA	14	
8	3/29/16 10:48	03291608.D	25ng TO-15 ICAL Std	S29-03281601/S29-03251602 (4/23)	WA	16	
9	3/29/16 11:20	03291609.D	50ng TO-15 ICAL Std	S29-03281601/S29-03251602 (4/23)	WA	16	
10	3/29/16 11:53	03291610.D	100ng TO-15 ICAL Std	S29-03281601/S29-03251602 (4/23)	WA	16	
11	3/29/16 12:25	03291611.D	25ng TO-15 ICV Std	S29-03281601/S29-03101601 (4/8)	WA	1	Passed all cmpds
12	3/29/16 12:57	03291612.D	25ng TO-15 ICV Std	S29-03281601/S29-03101601 (4/8)	WA	1	Passed all cmpds
Saved as R8032916.M: good for low-level 75 compounds (see checklist for specific ranges)							<i>WA</i> 3/29/16

Injection Log

Directory: I:\MS08\Data\2016_04\28\

	Date/Time	File Name	Sample ID	Misc Info	Operator	Vial	Comment
1	4/28/16 20:09	04281624.D	CCV2 R8042816_25ng	S29-04131602/S29-04131606 (5/11)	WA	1	Passed
2	4/28/16 20:42	04281625.D	CCV2 R8042816_5ng	S29-04131602/S29-04131610 (5/11)	WA	16	
3	4/28/16 21:15	04281626.D	CCV2 C8042816_25ng	S29-04131602/S29-04121605 (5/11)	WA	15	
4	4/28/16 21:47	04281627.D	MB2 R8042816_1000mL	S29-04131602_AS00703	WA	1	Passed
5	4/28/16 22:19	04281628.D	LCS2 R8042816_25ng	S29-04131602/S29-04281601 (5/26)	WA	1	Passed
6	4/28/16 22:52	04281629.D	LCSD2 R8042816_25ng	S29-04131602/S29-04281601 (5/26)	WA	1	Passed
7	4/28/16 23:24	04281630.D	Blank	S29-04131602/S29-04281601 (5/26)	WA	1	
8	4/28/16 23:56	04281631.D	P1602145-001 (1000mL)	S29-04131602	WA	2	
9	4/29/16 0:29	04281632.D	P1602145-001dup (1000mL)	S29-04131602	WA	2	Passed for dup
10	4/29/16 1:02	04281633.D	P1602145-002 (1000mL)	S29-04131602	WA	3	
11	4/29/16 1:34	04281634.D	P1602145-003 (1000mL)	S29-04131602	WA	7	
12	4/29/16 2:07	04281635.D	P1602145-005 (1000mL)	S29-04131602	WA	8	
13	4/29/16 2:39	04281636.D	P1602145-006 (1000mL)	S29-04131602	WA	9	
14	4/29/16 3:12	04281637.D	P1602145-006dil (100mL)	S29-04131602	WA	9	
15	4/29/16 3:45	04281638.D	P1602185-001dil (250mL)	S29-04131602	WA	10	
16	4/29/16 4:17	04281639.D	xxP1602185-001dil (25mL)	S29-04131602	WA	10	not used
17	4/29/16 4:50	04281640.D	P1602146-005 (1000mL)	S29-04131602	WA	11	
18	4/29/16 5:22	04281641.D	P1602146-006 (1000mL)	S29-04131602	WA	13	
19	4/29/16 5:55	04281642.D	P1602146-007 (1000mL)	S29-04131602	WA	14	
No Exception						<i>WA</i> 5/2/16	

Data File : I:\MS19\DATA\2016 04\28\04281618.D
 Acq On : 28 Apr 2016 19:05
 Sample : P1602146-001 (1000mL)
 Misc : S29-04191602

Vial: 5
 Operator: CL
 Inst : MS19

Quant Time: Apr 29 15:08:18 2016

Quant Method : I:\MS19\METHODS\S19042716.M

Quant Title : EPA TO-15 per SOP VOA-TO15 (CASS TO-15/GC-MS)

QLast Update : Wed Apr 27 11:03:51 2016

Response via : Initial Calibration

DataAcq Meth:TO15SIM.M

CL 4/29/16

Internal Standards	R.T.	QIon	Response	Conc	Units	Dev(Min)
1) Bromochloromethane (IS1)	9.75	130	25245	1000.000	pg	-0.02
25) 1,4-Difluorobenzene (IS2)	11.71	114	133648	1000.000	pg	-0.01
38) Chlorobenzene-d5 (IS3)	16.05	54	26706	1000.000	pg	0.00

System Monitoring Compounds

20) 1,2-Dichloroethane-d4 ...	10.52	65	48943	900.614	pg	-0.02
Spiked Amount	1000.000	Range 70 - 130	Recovery	=	90.06%	
33) Toluene-d8 (SS2)	14.14	98	144208	1005.620	pg	0.00
Spiked Amount	1000.000	Range 70 - 130	Recovery	=	100.56%	
45) Bromofluorobenzene (SS3)	17.55	174	87511	1288.315	pg	0.00
Spiked Amount	1000.000	Range 70 - 130	Recovery	=	128.83%	

Target Compounds

	R.T.	QIon	Response	Conc	Units	Qvalue
2) Dichlorodifluoromethan...	4.39	85	1236932	15043.652	pg	99
3) Chloromethane	4.62	52	6257	299.174	pg	# 75
4) 1,2-Dichloro,1,1,2,2-t...	4.78	85	3551	40.634	pg	100
5) Vinyl Chloride	4.92	62	694	N.D.		
6) 1,3-Butadiene	0.00	54	0	N.D.	d	
7) Bromomethane	5.44	94	814	26.325	pg	99
8) Chloroethane	5.67	64	308	N.D.		
9) Acrolein	6.24	56	18532	1296.850	pg	98
10) Acetone	6.37	58	697278	36514.621	pg	90
11) Trichlorofluoromethane	6.59	101	54459	917.774	pg	100
12) 1,1-Dichloroethene	0.00	96	0	N.D.		
13) Methylene Chloride	7.46	84	15023	426.556	pg	87
14) Trichlorotrifluoroethane	7.79	151	7332	251.877	pg	99
15) trans-1,2-Dichloroethene	8.50	96	650	N.D.		
16) 1,1-Dichloroethane	8.71	63	1804	29.564	pg	90
17) Methyl tert-Butyl Ether	8.78	73	1055	N.D.		
18) cis-1,2-Dichloroethene	9.59	96	10732	304.472	pg	100
19) Chloroform	9.88	83	24507	373.276	pg	94
21) 1,2-Dichloroethane	10.63	62	47742	996.327	pg	100
22) 1,1,1-Trichloroethane	10.91	97	14373	245.512	pg	100
23) Benzene	11.36	78	194738	1432.085	pg	99
24) Carbon Tetrachloride	11.52	117	11409	227.704	pg	97
26) 1,2-Dichloropropane	12.17	63	921	26.417	pg	97
27) Bromodichloromethane	12.36	83	7383	142.161	pg	# 75
28) Trichloroethene	12.41	130	49572	1251.256	pg	99
29) 1,4-Dioxane	0.00	88	0	N.D.	d	
30) cis-1,3-Dichloropropene	13.24	75	320	N.D.		
31) trans-1,3-Dichloropropene	13.76	75	76	N.D.		
32) 1,1,2-Trichloroethane	0.00	83	0	N.D.		
34) Toluene	14.24	91	1276270	8689.239	pg	98
35) Dibromochloromethane	14.66	129	1989	54.654	pg	99
36) 1,2-Dibromoethane	14.92	107	53	N.D.		
37) Tetrachloroethene	15.40	166	11958	314.031	pg	92
39) Chlorobenzene	0.00	112	0	N.D.	d	
40) Ethylbenzene	16.48	91	151161	1153.661	pg	98
41) m,p-Xylene	16.64	91	349374	3438.955	pg	98
42) Styrene	17.01	104	41195	590.002	pg	99
43) o-Xylene	17.12	106	56761	1104.077	pg	96
44) 1,1,2,2-Tetrachloroethane	17.05	83	270	N.D.		
46) 1,3,5-Trimethylbenzene	18.38	105	28220	265.862	pg	97
47) 1,2,4-Trimethylbenzene	18.77	105	91787	848.776	pg	91
48) 1,3-Dichlorobenzene	18.92	146	89	N.D.		
49) 1,4-Dichlorobenzene	18.98	146	2450	38.220	pg	100
50) 1,2-Dichlorobenzene	19.31	146	378	N.D.		
51) 1,2-Dibromo-3-chloropr...	0.00	157	0	N.D.		
52) 1,2,4-Trichlorobenzene	20.95	182	425	N.D.		
53) Naphthalene	21.06	128	5286	41.210	pg	85

92 of 199

Data File : I:\MS19\DATA\2016 04\28\04281618.D
 Acq On : 28 Apr 2016 19:05
 Sample : P1602146-001 (1000mL)
 Misc : S29-04191602

Vial: 5
 Operator: CL
 Inst : MS19

Quant Time: Apr 29 15:08:18 2016
 Quant Method : I:\MS19\METHODS\S19042716.M
 Quant Title : EPA TO-15 per SOP VOA-TO15 (CASS TO-15/GC-MS)
 QLast Update : Wed Apr 27 11:03:51 2016
 Response via : Initial Calibration
 DataAcq Meth:TO15SIM.M


Internal Standards	R.T.	QIon	Response	Conc	Units	Dev (Min)
54) Hexachlorobutadiene	21.40	225	59	N.D.		

(#) = qualifier out of range (m) = manual integration (+) = signals summed

Data File : I:\MS19\DATA\2016 04\28\04281618.D
 Acq On : 28 Apr 2016 19:05
 Sample : P1602146-001 (1000mL)
 Misc : S29-04191602

Vial: 5
 Operator: CL
 Inst : MS19

Quant Time: Apr 29 15:08:18 2016
 Quant Method : I:\MS19\METHODS\S19042716.M
 Quant Title : EPA TO-15 per SOP VOA-TO15 (CASS TO-15/GC-MS)
 QLast Update : Wed Apr 27 11:03:51 2016
 Response via : Initial Calibration
 DataAcq Meth:TO15SIM.M

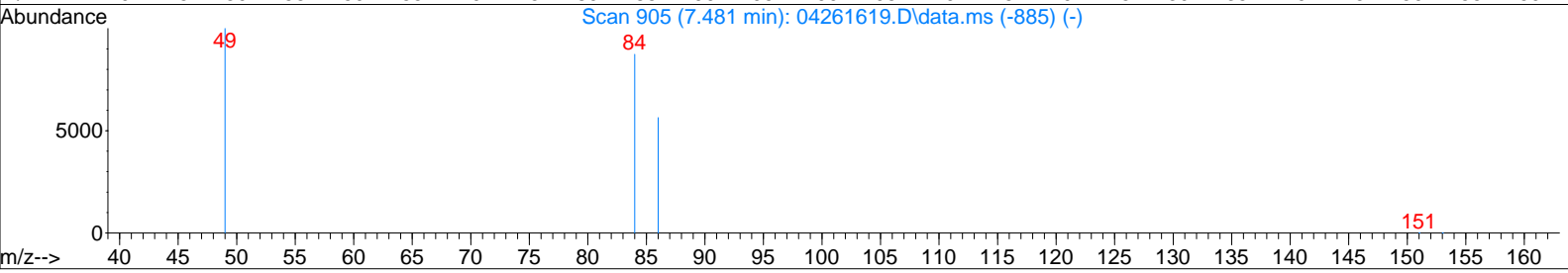
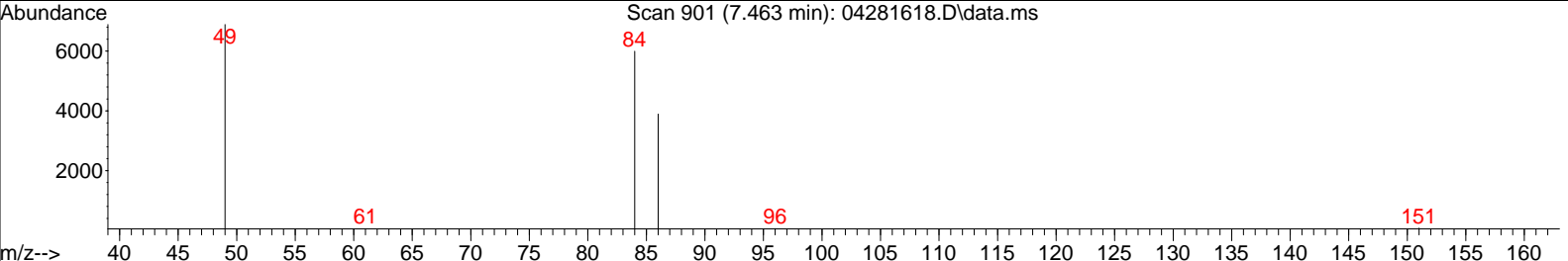
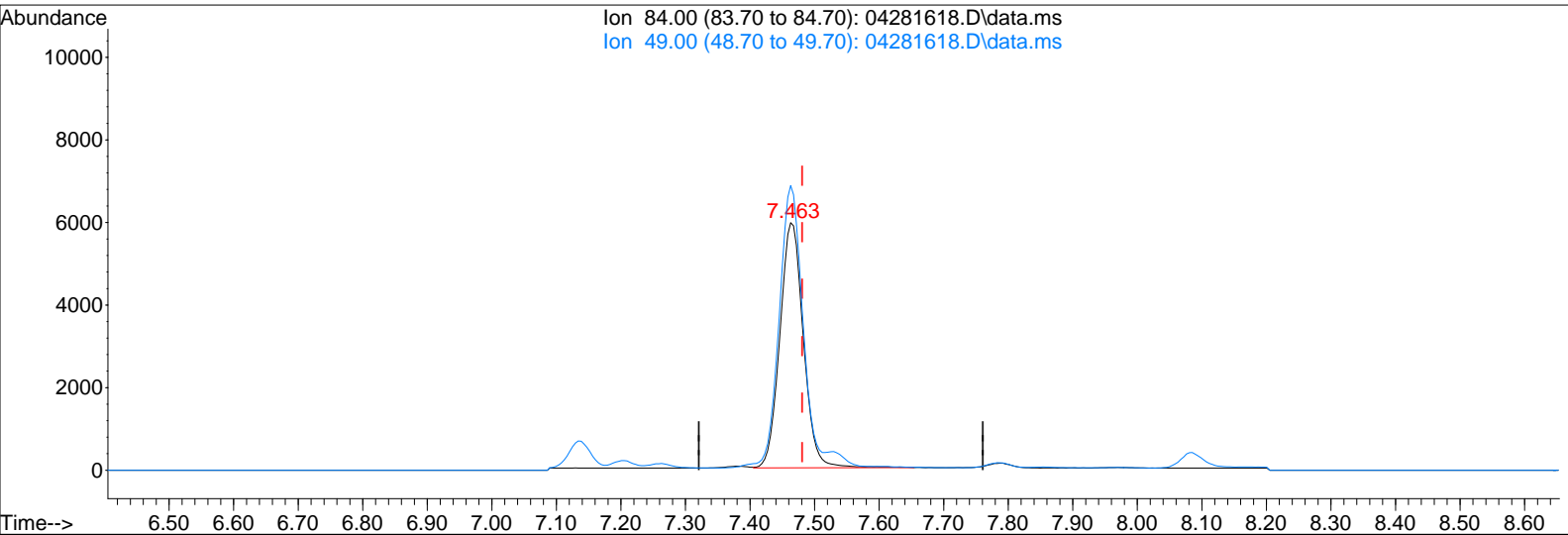


4 of 199

Data File : I:\MS19\DATA\2016 04\28\04281618.D
 Acq On : 28 Apr 2016 19:05
 Sample : P1602146-001 (1000mL)
 Misc : S29-04191602

Vial: 5
 Operator: CL
 Inst : MS19

Quant Time: Apr 29 07:30:06 2016
 Quant Method : I:\MS19\METHODS\S19042716.M
 Quant Title : EPA TO-15 per SOP VOA-TO15 (CASS TO-15/GC-MS)
 QLast Update : Wed Apr 27 11:03:51 2016
 Response via : Initial Calibration
 DataAcq Meth:TO15SIM.M



TIC: 04281618.D\data.ms

(13) Methylene Chloride (T)

7.463min (-0.018) 426.56pg

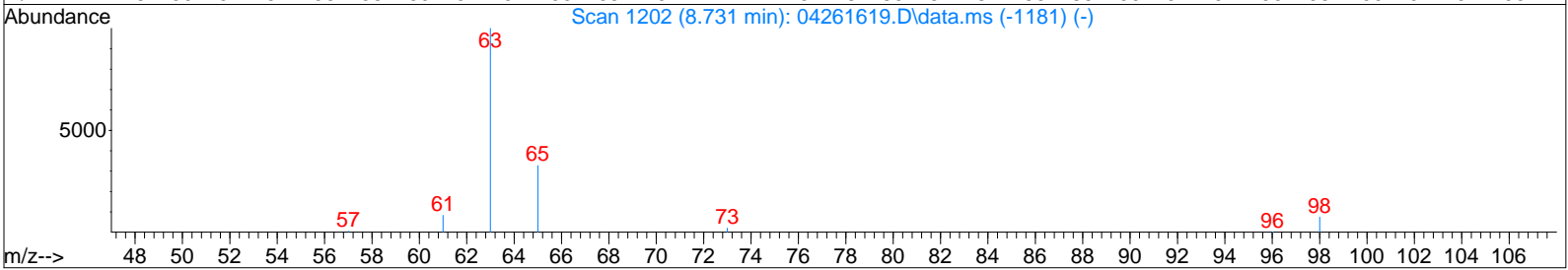
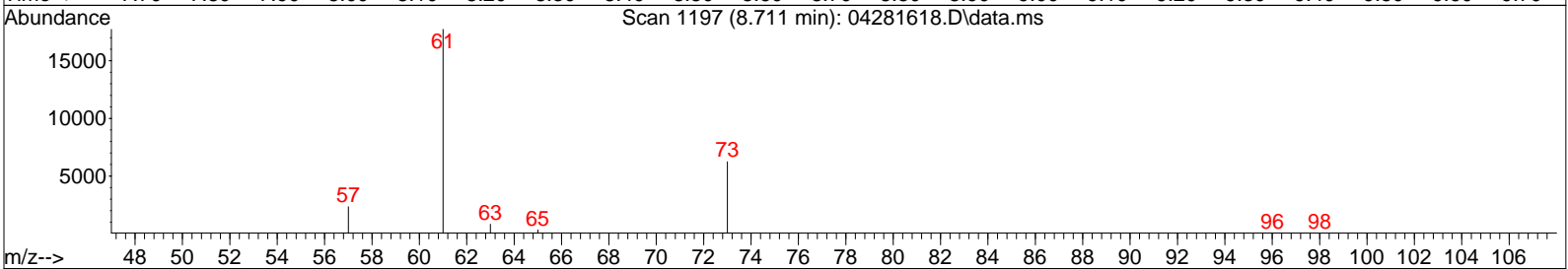
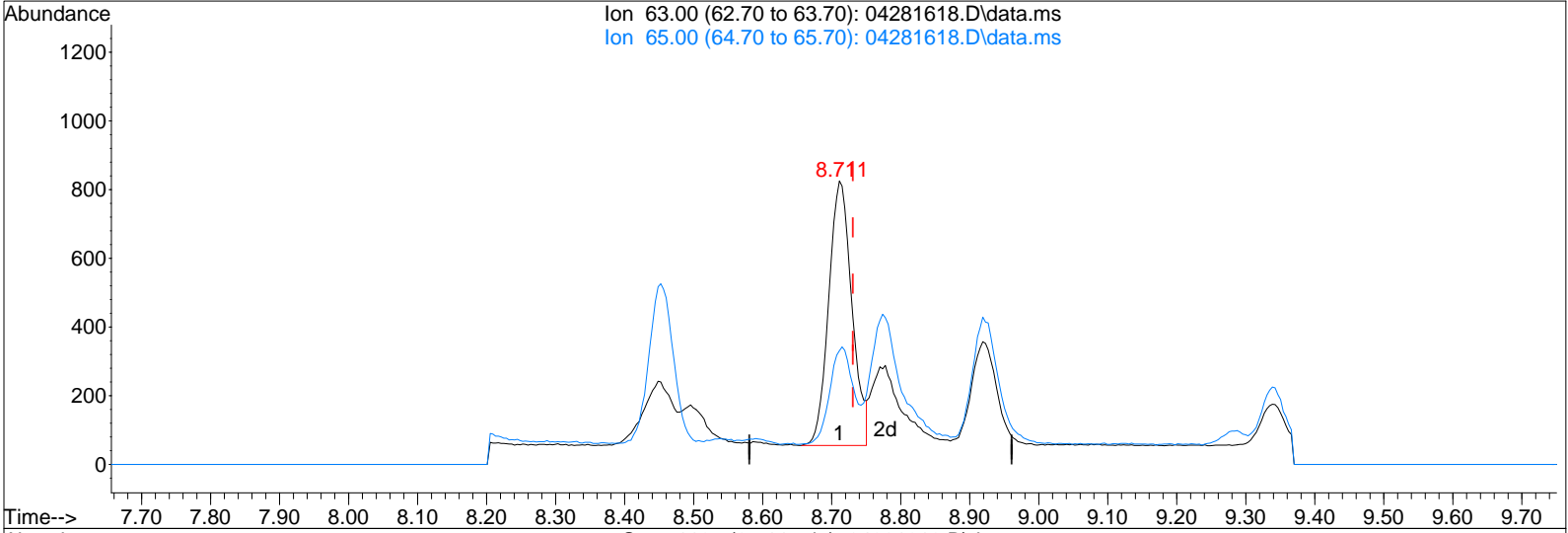
response 15023

Ion	Exp%	Act%
84.00	100	100
49.00	107.70	121.15
0.00	0.00	0.00
0.00	0.00	0.00

Data File : I:\MS19\DATA\2016 04\28\04281618.D
 Acq On : 28 Apr 2016 19:05
 Sample : P1602146-001 (1000mL)
 Misc : S29-04191602

Vial: 5
 Operator: CL
 Inst : MS19

Quant Time: Apr 29 07:30:06 2016
 Quant Method : I:\MS19\METHODS\S19042716.M
 Quant Title : EPA TO-15 per SOP VOA-TO15 (CASS TO-15/GC-MS)
 QLast Update : Wed Apr 27 11:03:51 2016
 Response via : Initial Calibration
 DataAcq Meth:TO15SIM.M



TIC: 04281618.D\data.ms

(16) 1,1-Dichloroethane (T)

8.711min (-0.020) 29.56pg

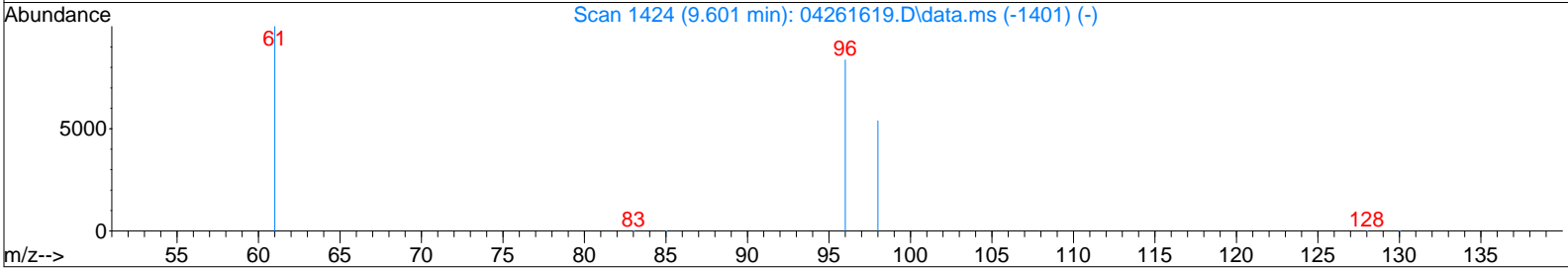
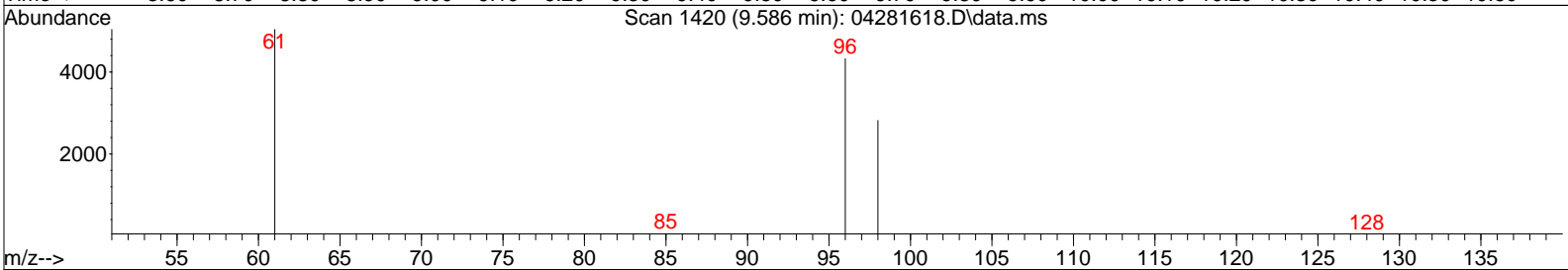
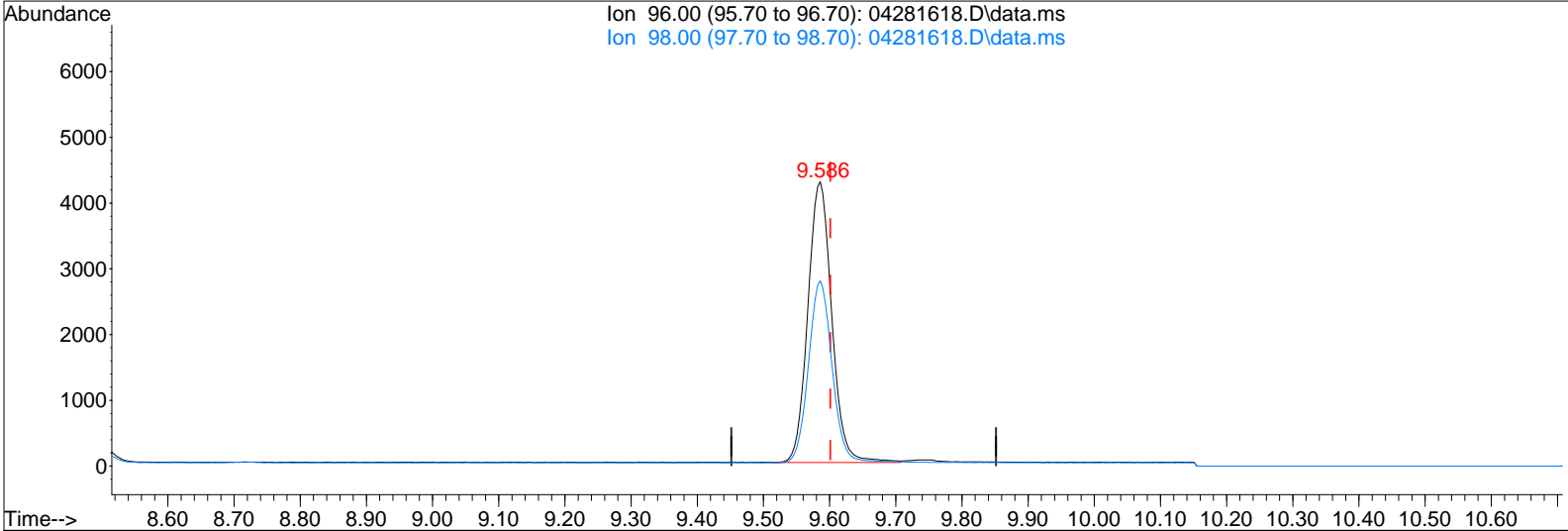
response 1804

Ion	Exp%	Act%
63.00	100	100
65.00	32.00	37.42
0.00	0.00	0.00
0.00	0.00	0.00

Data File : I:\MS19\DATA\2016 04\28\04281618.D
 Acq On : 28 Apr 2016 19:05
 Sample : P1602146-001 (1000mL)
 Misc : S29-04191602

Vial: 5
 Operator: CL
 Inst : MS19

Quant Time: Apr 29 07:30:06 2016
 Quant Method : I:\MS19\METHODS\S19042716.M
 Quant Title : EPA TO-15 per SOP VOA-TO15 (CASS TO-15/GC-MS)
 QLast Update : Wed Apr 27 11:03:51 2016
 Response via : Initial Calibration
 DataAcq Meth:TO15SIM.M



TIC: 04281618.D\data.ms

(18) cis-1,2-Dichloroethene (T)

9.586min (-0.016) 304.47pg

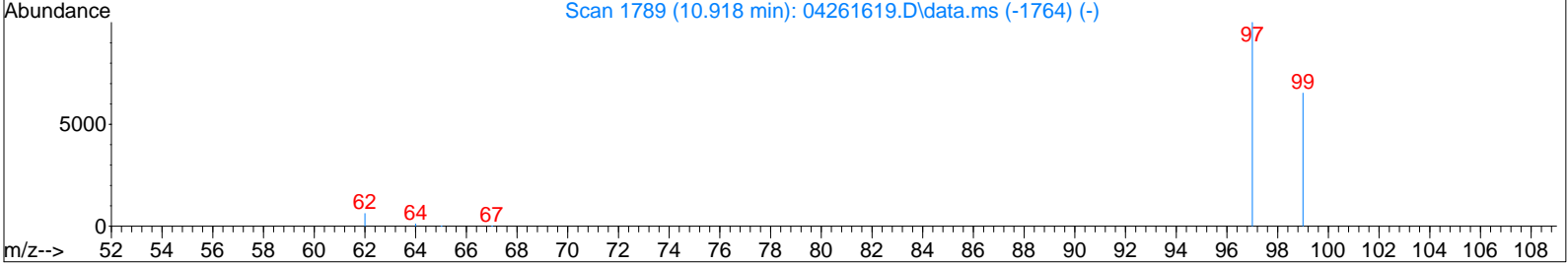
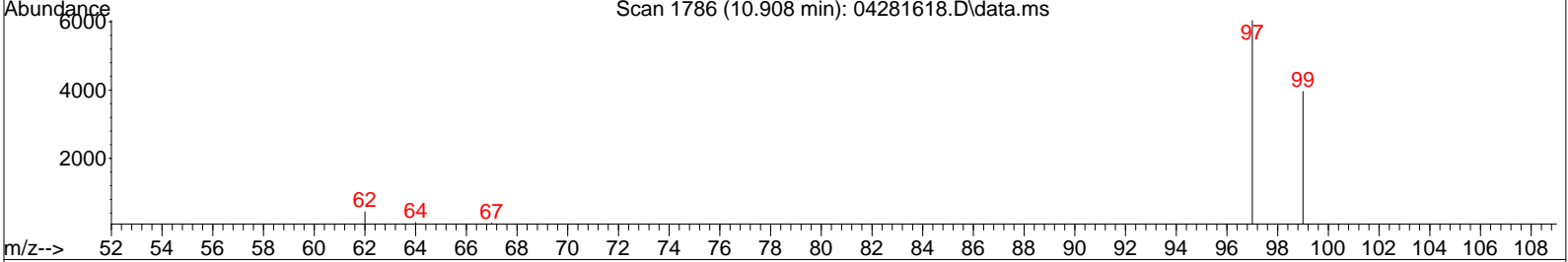
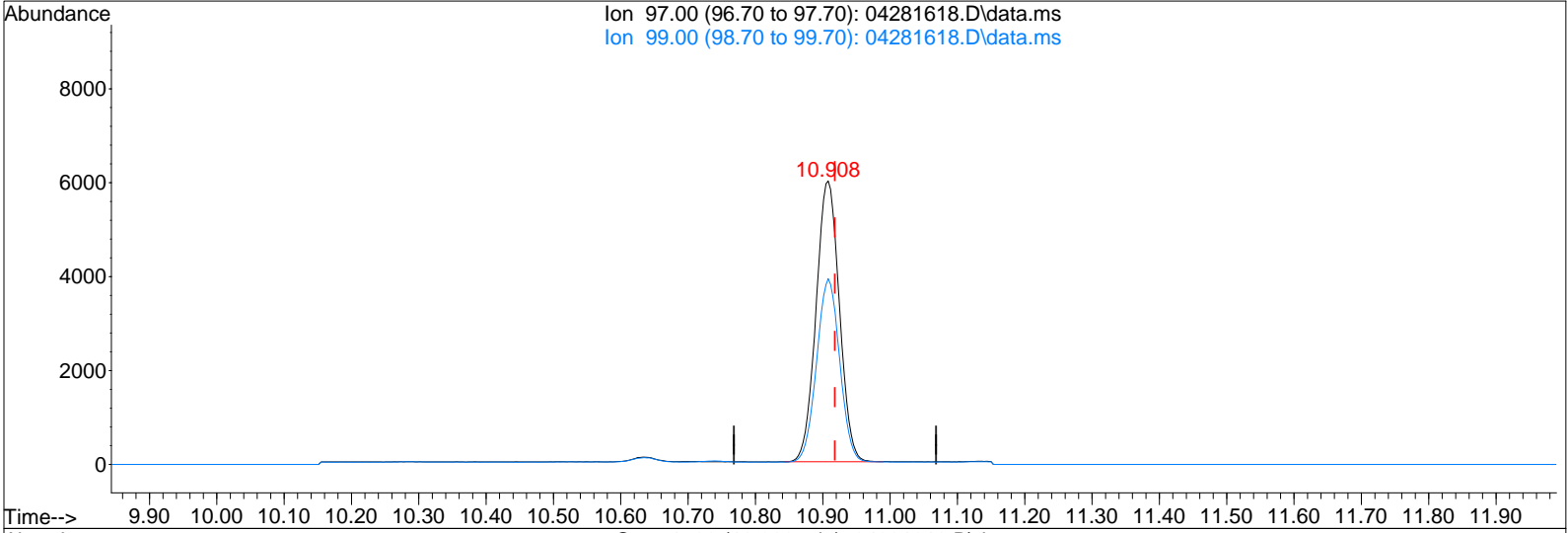
response 10732

Ion	Exp%	Act%
96.00	100	100
98.00	64.10	64.28
0.00	0.00	0.00
0.00	0.00	0.00

Data File : I:\MS19\DATA\2016 04\28\04281618.D
 Acq On : 28 Apr 2016 19:05
 Sample : P1602146-001 (1000mL)
 Misc : S29-04191602

Vial: 5
 Operator: CL
 Inst : MS19

Quant Time: Apr 29 07:30:06 2016
 Quant Method : I:\MS19\METHODS\S19042716.M
 Quant Title : EPA TO-15 per SOP VOA-TO15 (CASS TO-15/GC-MS)
 QLast Update : Wed Apr 27 11:03:51 2016
 Response via : Initial Calibration
 DataAcq Meth:TO15SIM.M



TIC: 04281618.D\data.ms

(22) 1,1,1-Trichloroethane (T)

10.908min (-0.010) 245.51pg

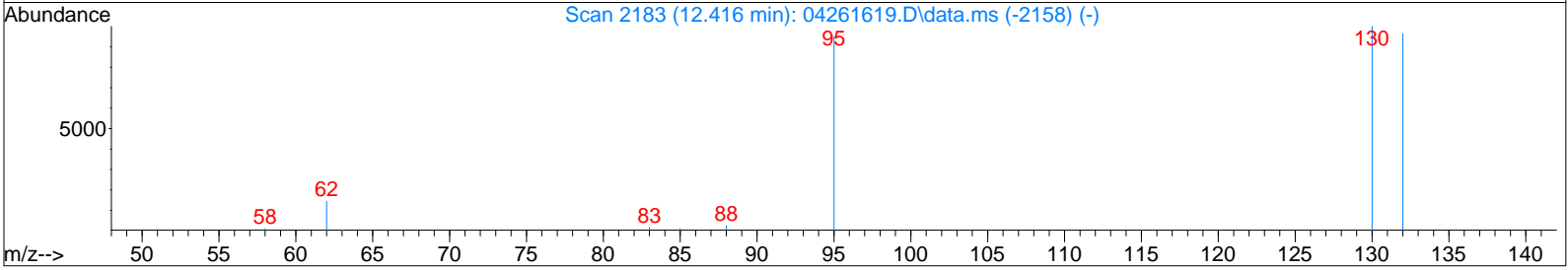
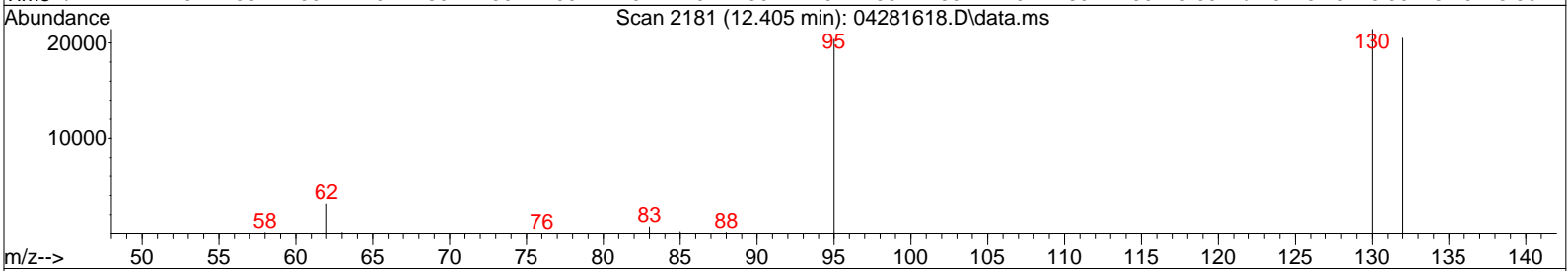
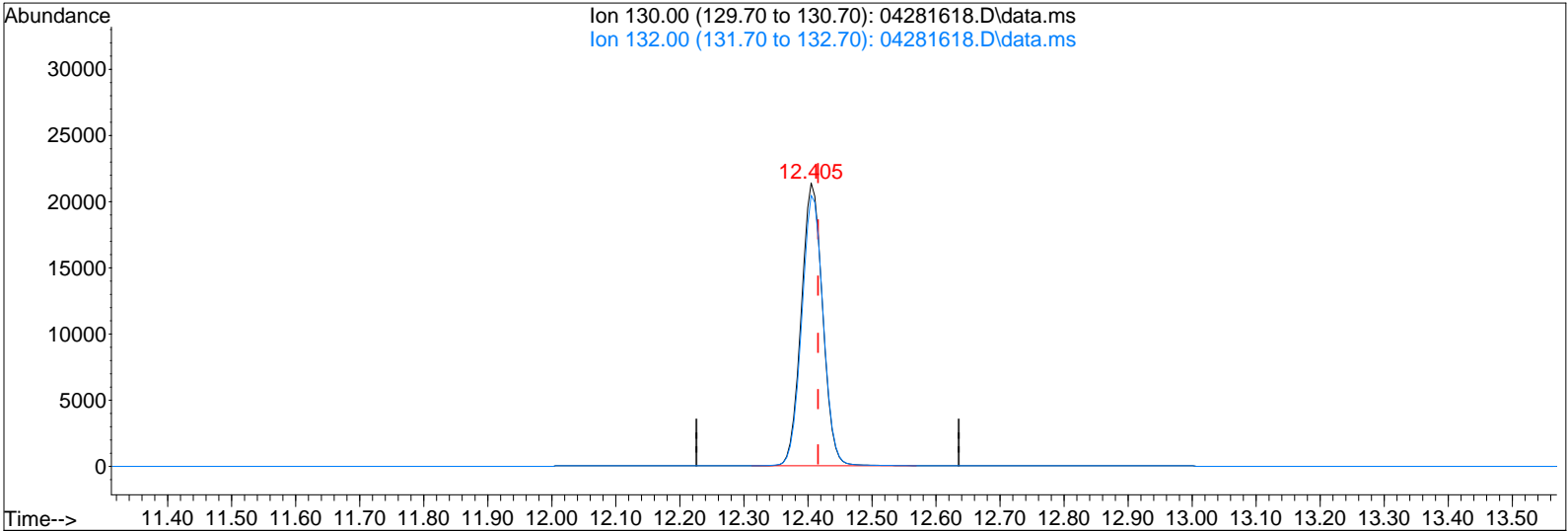
response 14373

Ion	Exp%	Act%
97.00	100	100
99.00	64.40	64.61
0.00	0.00	0.00
0.00	0.00	0.00

Data File : I:\MS19\DATA\2016 04\28\04281618.D
 Acq On : 28 Apr 2016 19:05
 Sample : P1602146-001 (1000mL)
 Misc : S29-04191602

Vial: 5
 Operator: CL
 Inst : MS19

Quant Time: Apr 29 07:30:06 2016
 Quant Method : I:\MS19\METHODS\S19042716.M
 Quant Title : EPA TO-15 per SOP VOA-TO15 (CASS TO-15/GC-MS)
 QLast Update : Wed Apr 27 11:03:51 2016
 Response via : Initial Calibration
 DataAcq Meth:TO15SIM.M



TIC: 04281618.D\data.ms

(28) Trichloroethene (T)

12.405min (-0.011) 1251.26pg

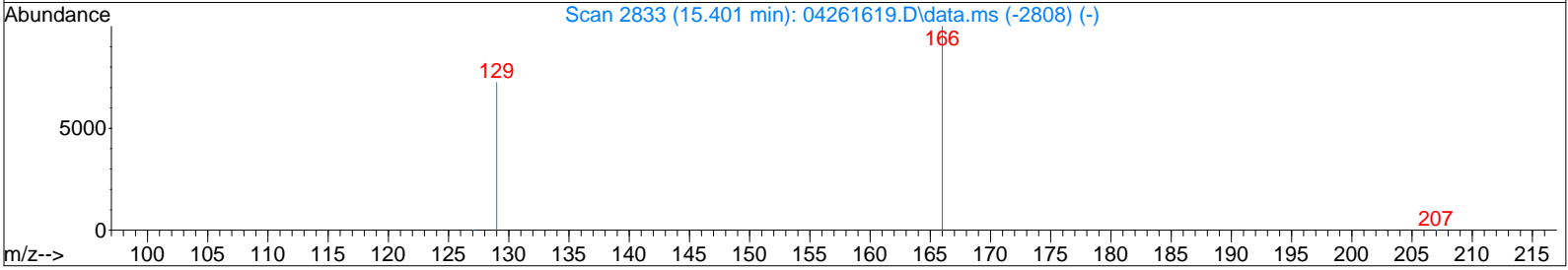
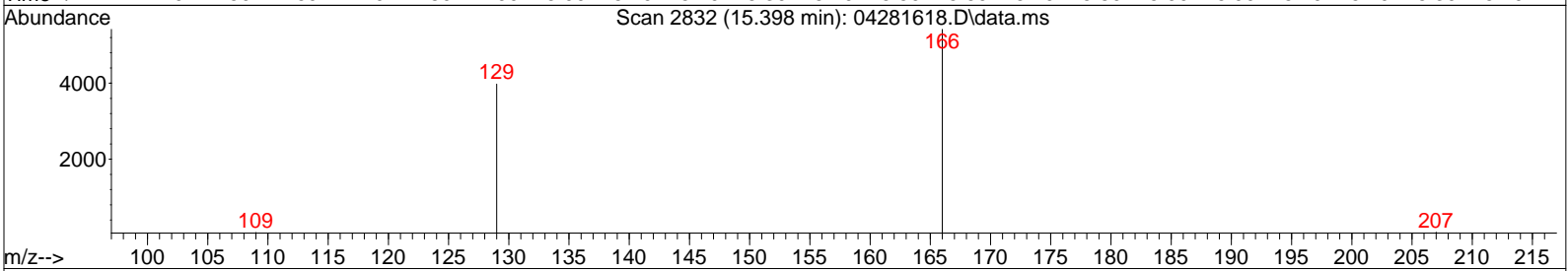
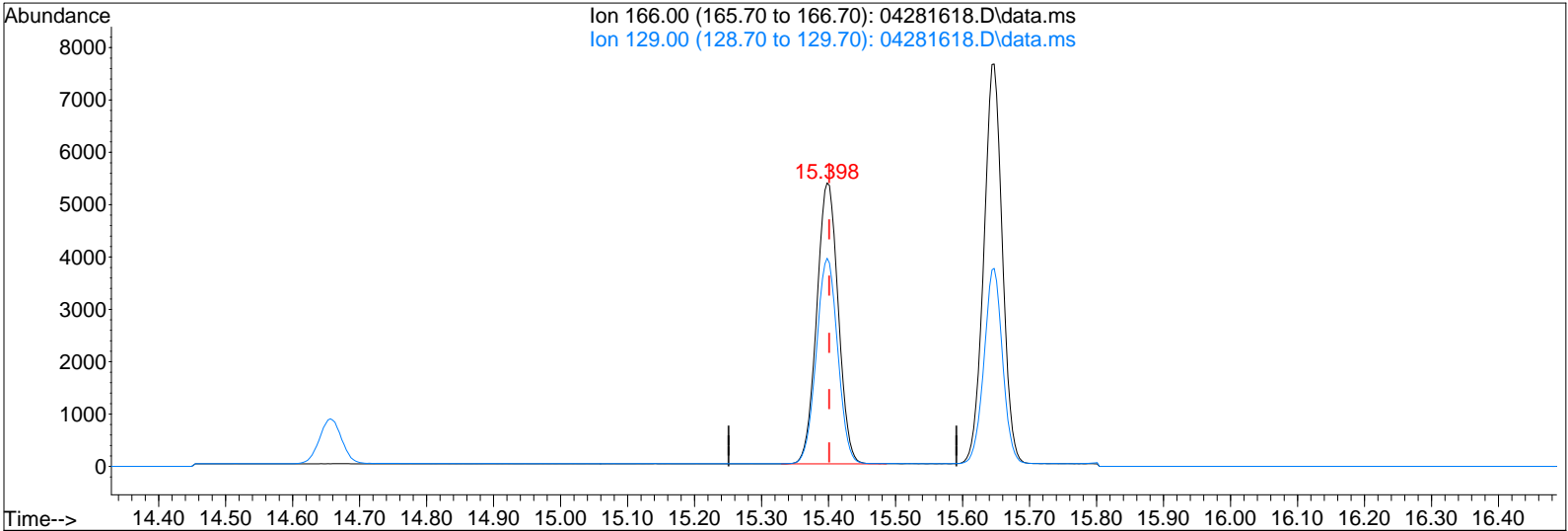
response 49572

Ion	Exp%	Act%
130.00	100	100
132.00	95.40	96.25
0.00	0.00	0.00
0.00	0.00	0.00

Data File : I:\MS19\DATA\2016 04\28\04281618.D
 Acq On : 28 Apr 2016 19:05
 Sample : P1602146-001 (1000mL)
 Misc : S29-04191602

Vial: 5
 Operator: CL
 Inst : MS19

Quant Time: Apr 29 07:30:06 2016
 Quant Method : I:\MS19\METHODS\S19042716.M
 Quant Title : EPA TO-15 per SOP VOA-TO15 (CASS TO-15/GC-MS)
 QLast Update : Wed Apr 27 11:03:51 2016
 Response via : Initial Calibration
 DataAcq Meth:TO15SIM.M



TIC: 04281618.D\data.ms

(37) Tetrachloroethene (T)

15.398min (-0.003) 314.03pg

response 11958

Ion	Exp%	Act%
166.00	100	100
129.00	79.80	72.83
0.00	0.00	0.00
0.00	0.00	0.00

Data File : I:\MS19\DATA\2016 04\28\04281619.D
 Acq On : 28 Apr 2016 19:37
 Sample : P1602146-002 (1000mL)
 Misc : S29-04191602

Vial: 6
 Operator: CL
 Inst : MS19

Quant Time: Apr 29 15:09:51 2016

Quant Method : I:\MS19\METHODS\S19042716.M

Quant Title : EPA TO-15 per SOP VOA-TO15 (CASS TO-15/GC-MS)

QLast Update : Wed Apr 27 11:03:51 2016

Response via : Initial Calibration

DataAcq Meth:TO15SIM.M

CL 4/29/16

Internal Standards	R.T.	QIon	Response	Conc	Units	Dev (Min)
1) Bromochloromethane (IS1)	9.75	130	25318	1000.000	pg	-0.02
25) 1,4-Difluorobenzene (IS2)	11.71	114	133198	1000.000	pg	-0.01
38) Chlorobenzene-d5 (IS3)	16.05	54	27212	1000.000	pg	0.00

System Monitoring Compounds

20) 1,2-Dichloroethane-d4 ...	10.53	65	49275	904.109	pg	-0.02
Spiked Amount	1000.000	Range 70 - 130	Recovery	=	90.41%	
33) Toluene-d8 (SS2)	14.14	98	144364	1010.109	pg	0.00
Spiked Amount	1000.000	Range 70 - 130	Recovery	=	101.01%	
45) Bromofluorobenzene (SS3)	17.55	174	88342	1276.366	pg	0.00
Spiked Amount	1000.000	Range 70 - 130	Recovery	=	127.64%	

Target Compounds

	R.T.	QIon	Response	Conc	Units	Qvalue
2) Dichlorodifluoromethan...	4.40	85	1730771	20989.062	pg	99
3) Chloromethane	4.62	52	6917	329.777	pg	95
4) 1,2-Dichloro,1,1,2,2-t...	4.79	85	3735	42.616	pg	100
5) Vinyl Chloride	4.92	62	357	N.D.		
6) 1,3-Butadiene	0.00	54	0	N.D.	d	
7) Bromomethane	5.44	94	903	29.119	pg	94
8) Chloroethane	5.67	64	553	25.848	pg	99
9) Acrolein	6.24	56	30559	2132.321	pg	97
10) Acetone	6.38	58	920168	48047.848	pg	92
11) Trichlorofluoromethane	6.59	101	97011	1630.170	pg	100
12) 1,1-Dichloroethene	7.32	96	70	N.D.		
13) Methylene Chloride	7.47	84	16004	453.100	pg	87
14) Trichlorotrifluoroethane	7.79	151	7659	262.352	pg	99
15) trans-1,2-Dichloroethene	8.50	96	312	N.D.		
16) 1,1-Dichloroethane	8.72	63	513	N.D.		
17) Methyl tert-Butyl Ether	0.00	73	0	N.D.	d	
18) cis-1,2-Dichloroethene	9.59	96	4447	125.800	pg	99
19) Chloroform	9.88	83	52350	795.065	pg	97
21) 1,2-Dichloroethane	10.64	62	128557	2675.117	pg	100
22) 1,1,1-Trichloroethane	10.91	97	38542	656.455	pg	100
23) Benzene	11.36	78	187611	1375.695	pg	99
24) Carbon Tetrachloride	11.52	117	12073	240.262	pg	99
26) 1,2-Dichloropropane	12.17	63	1688	48.581	pg	94
27) Bromodichloromethane	12.36	83	14099	272.395	pg	89
28) Trichloroethene	12.41	130	24048	609.051	pg	99
29) 1,4-Dioxane	12.37	88	2877	112.964	pg	93
30) cis-1,3-Dichloropropene	13.25	75	284	N.D.		
31) trans-1,3-Dichloropropene	0.00	75	0	N.D.	d	
32) 1,1,2-Trichloroethane	0.00	83	0	N.D.	d	
34) Toluene	14.24	91	2210539	15100.875	pg	98
35) Dibromochloromethane	14.66	129	4908	135.318	pg	99
36) 1,2-Dibromoethane	0.00	107	0	N.D.		
37) Tetrachloroethene	15.40	166	10534	277.570	pg	92
39) Chlorobenzene	16.10	112	2013	22.846	pg	99
40) Ethylbenzene	16.48	91	373861	2800.251	pg	98
41) m,p-Xylene	16.64	91	749315	7238.502	pg	98
42) Styrene	17.01	104	130434	1833.361	pg	100
43) o-Xylene	17.12	106	107781	2057.500	pg	96
44) 1,1,2,2-Tetrachloroethane	0.00	83	0	N.D.	d	
46) 1,3,5-Trimethylbenzene	18.38	105	38947	360.099	pg	97
47) 1,2,4-Trimethylbenzene	18.77	105	151386	1373.872	pg	90
48) 1,3-Dichlorobenzene	18.92	146	94	N.D.		
49) 1,4-Dichlorobenzene	18.98	146	10909	167.017	pg	99
50) 1,2-Dichlorobenzene	19.31	146	617	N.D.		
51) 1,2-Dibromo-3-chloropr...	0.00	157	0	N.D.		
52) 1,2,4-Trichlorobenzene	20.94	182	1960	54.889	pg	96
53) Naphthalene	21.05	128	70242	537.433	pg	95

101 of 199

Data File : I:\MS19\DATA\2016 04\28\04281619.D
 Acq On : 28 Apr 2016 19:37
 Sample : P1602146-002 (1000mL)
 Misc : S29-04191602

Vial: 6
 Operator: CL
 Inst : MS19

Quant Time: Apr 29 15:09:51 2016
 Quant Method : I:\MS19\METHODS\S19042716.M
 Quant Title : EPA TO-15 per SOP VOA-TO15 (CASS TO-15/GC-MS)
 QLast Update : Wed Apr 27 11:03:51 2016
 Response via : Initial Calibration
 DataAcq Meth:TO15SIM.M

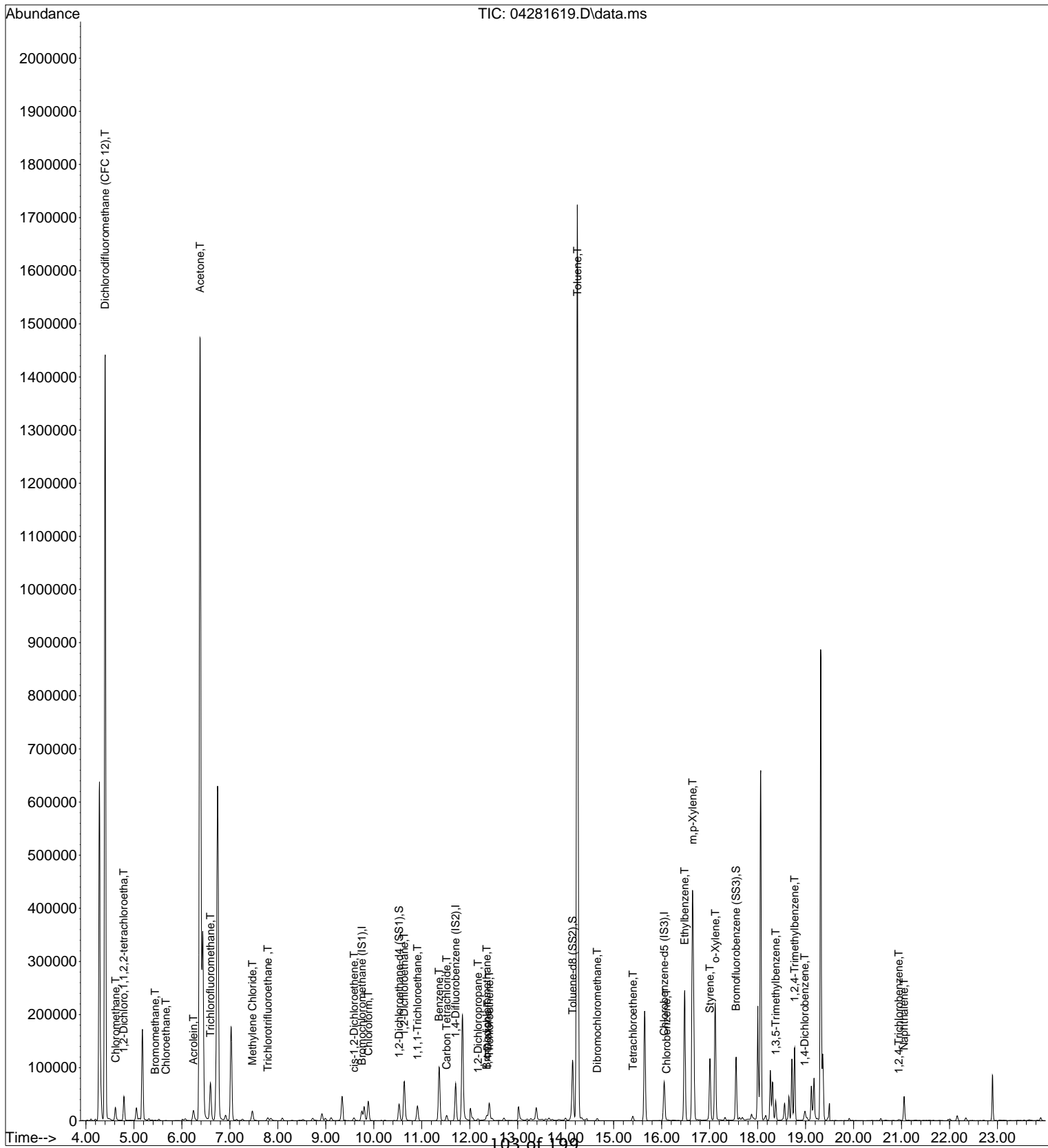
Internal Standards	R.T.	QIon	Response	Conc	Units	Dev(Min)
54) Hexachlorobutadiene	0.00	225	0	N.D.		

(#) = qualifier out of range (m) = manual integration (+) = signals summed

Data File : I:\MS19\DATA\2016 04\28\04281619.D
 Acq On : 28 Apr 2016 19:37
 Sample : P1602146-002 (1000mL)
 Misc : S29-04191602

Vial: 6
 Operator: CL
 Inst : MS19

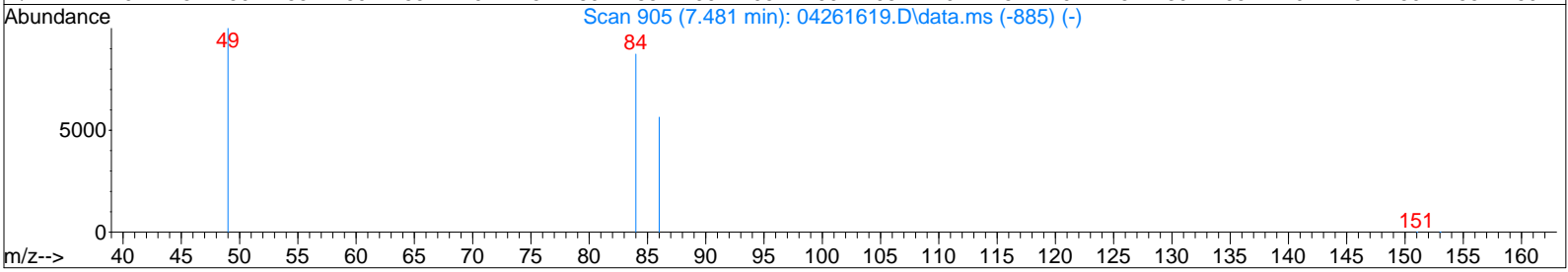
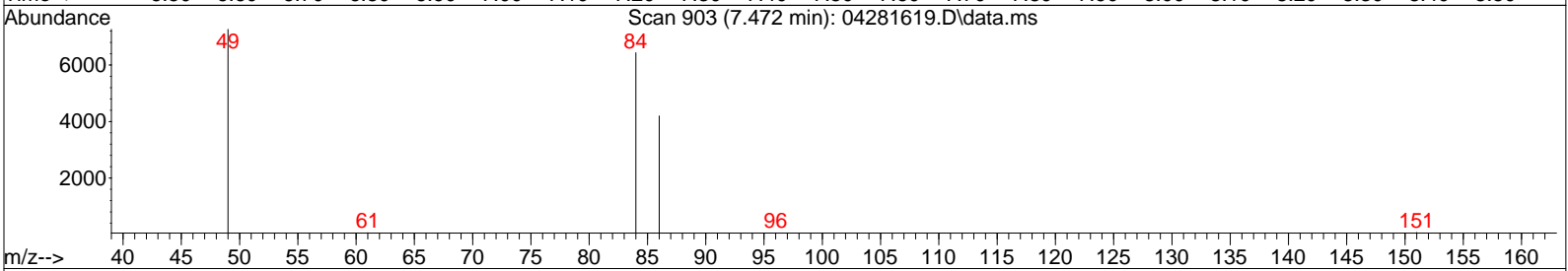
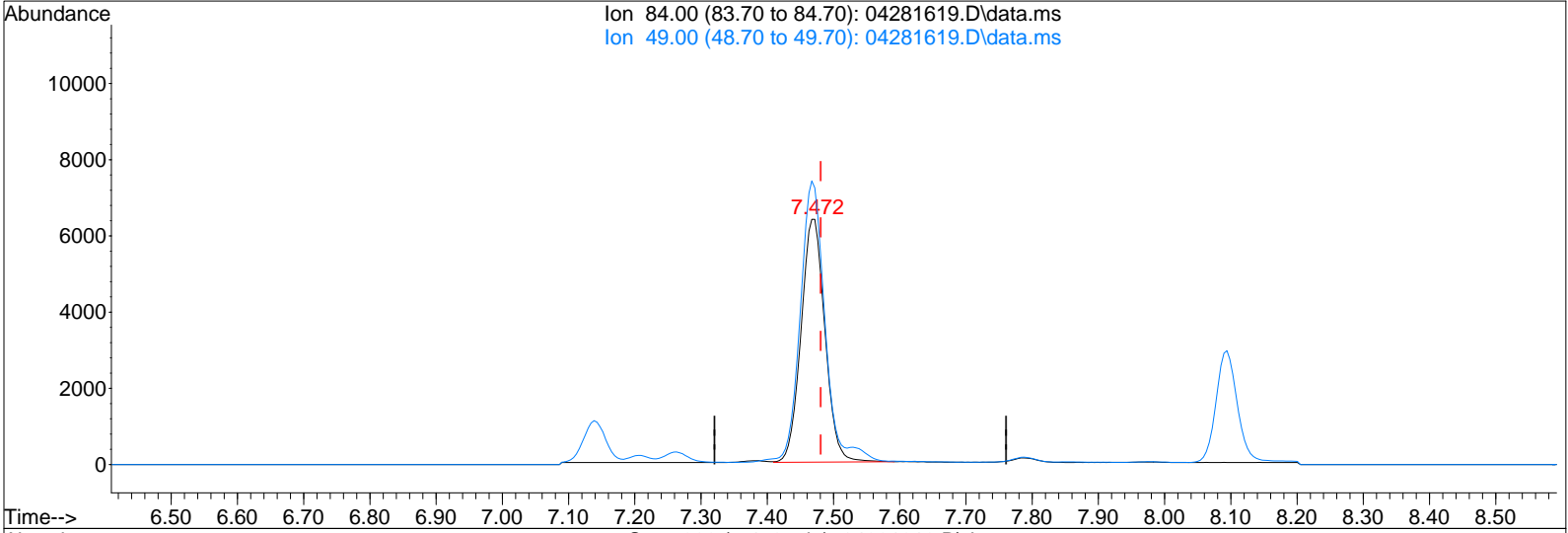
Quant Time: Apr 29 15:09:51 2016
 Quant Method : I:\MS19\METHODS\S19042716.M
 Quant Title : EPA TO-15 per SOP VOA-TO15 (CASS TO-15/GC-MS)
 QLast Update : Wed Apr 27 11:03:51 2016
 Response via : Initial Calibration
 DataAcq Meth:TO15SIM.M



Data File : I:\MS19\DATA\2016 04\28\04281619.D
 Acq On : 28 Apr 2016 19:37
 Sample : P1602146-002 (1000mL)
 Misc : S29-04191602

Vial: 6
 Operator: CL
 Inst : MS19

Quant Time: Apr 29 07:30:07 2016
 Quant Method : I:\MS19\METHODS\S19042716.M
 Quant Title : EPA TO-15 per SOP VOA-TO15 (CASS TO-15/GC-MS)
 QLast Update : Wed Apr 27 11:03:51 2016
 Response via : Initial Calibration
 DataAcq Meth:TO15SIM.M



TIC: 04281619.D\data.ms

(13) Methylene Chloride (T)

7.472min (-0.009) 453.10pg

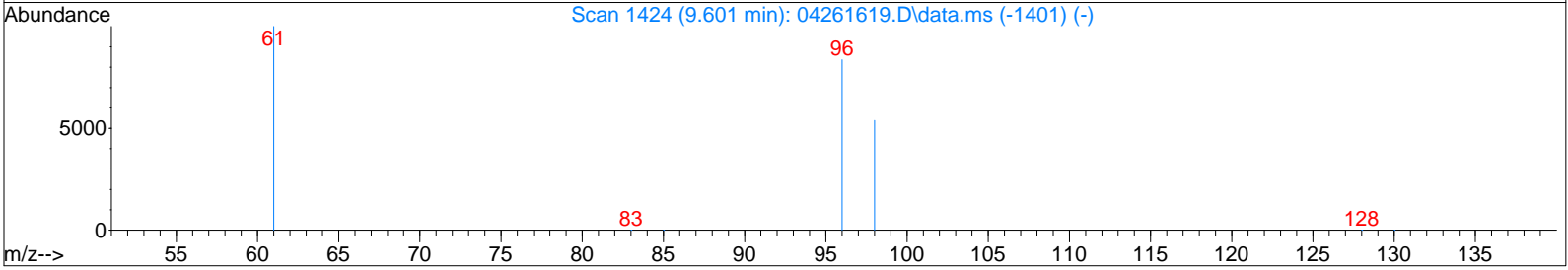
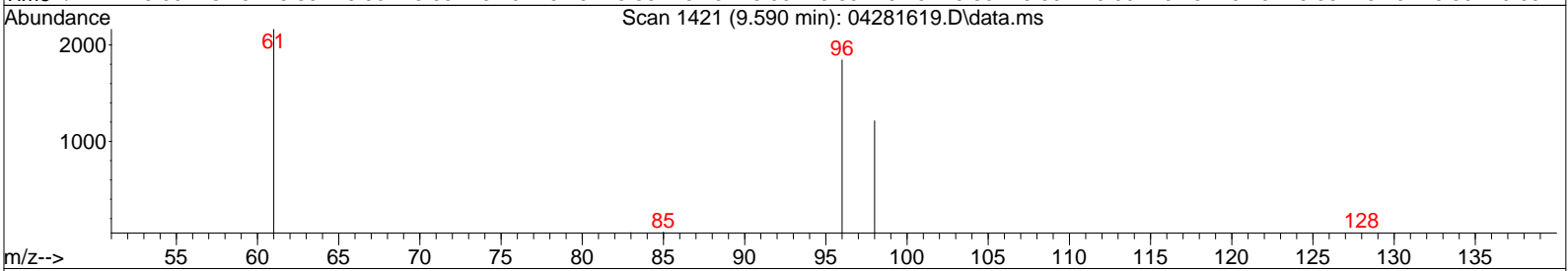
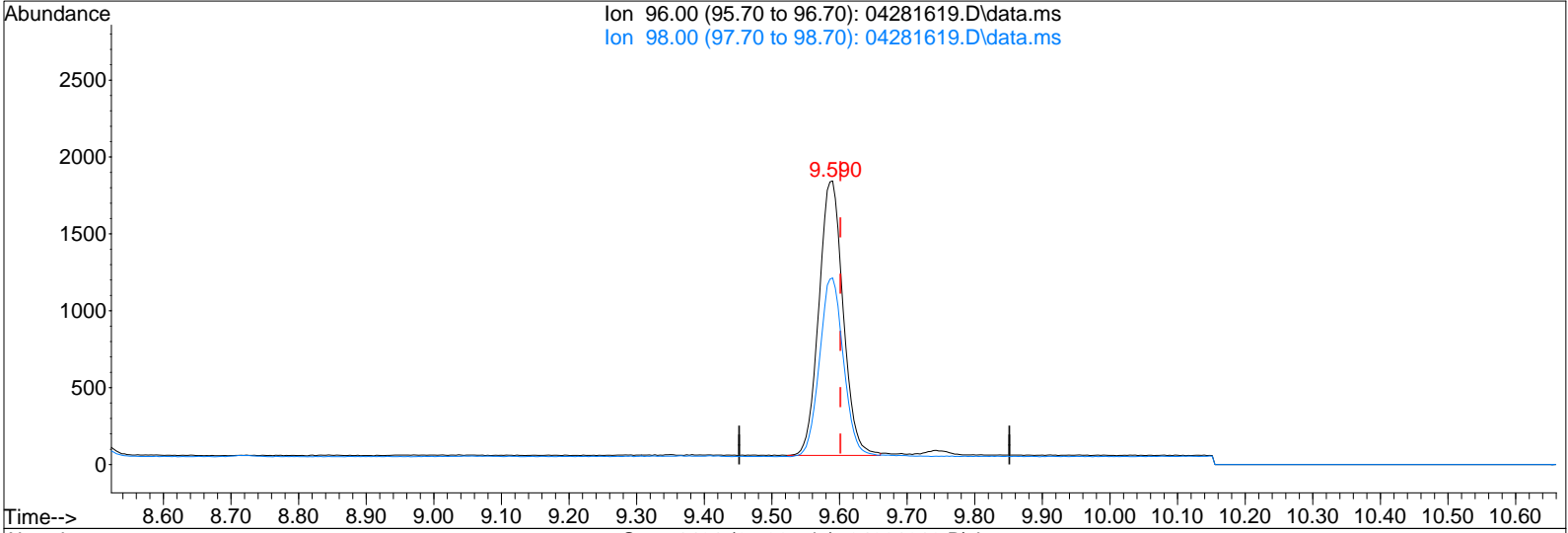
response 16004

Ion	Exp%	Act%
84.00	100	100
49.00	107.70	121.65
0.00	0.00	0.00
0.00	0.00	0.00

Data File : I:\MS19\DATA\2016 04\28\04281619.D
 Acq On : 28 Apr 2016 19:37
 Sample : P1602146-002 (1000mL)
 Misc : S29-04191602

Vial: 6
 Operator: CL
 Inst : MS19

Quant Time: Apr 29 07:30:07 2016
 Quant Method : I:\MS19\METHODS\S19042716.M
 Quant Title : EPA TO-15 per SOP VOA-TO15 (CASS TO-15/GC-MS)
 QLast Update : Wed Apr 27 11:03:51 2016
 Response via : Initial Calibration
 DataAcq Meth:TO15SIM.M



TIC: 04281619.D\data.ms

(18) cis-1,2-Dichloroethene (T)

9.590min (-0.012) 125.80pg

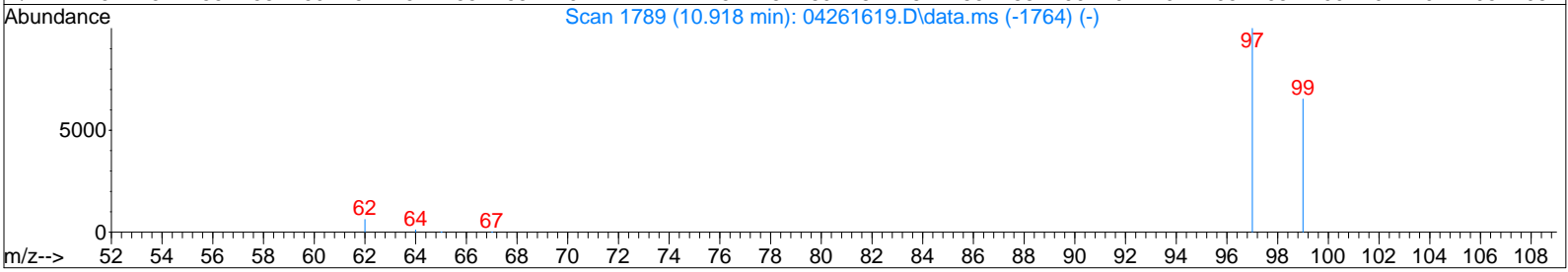
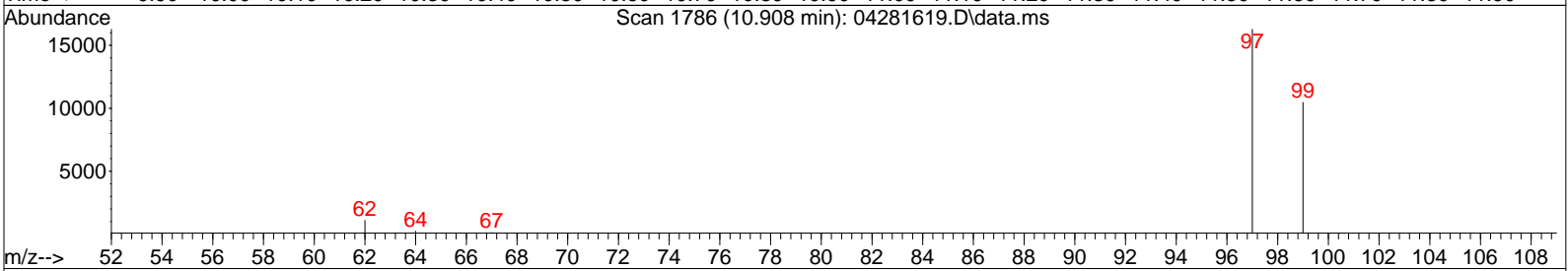
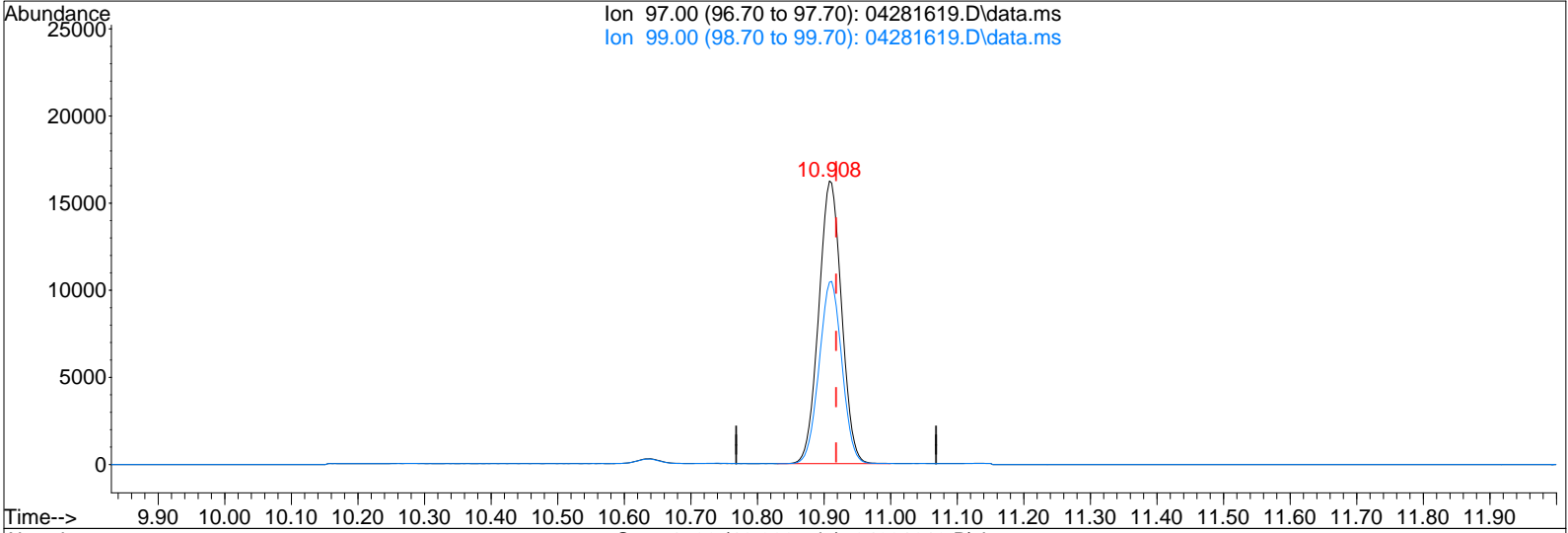
response 4447

Ion	Exp%	Act%
96.00	100	100
98.00	64.10	64.61
0.00	0.00	0.00
0.00	0.00	0.00

Data File : I:\MS19\DATA\2016 04\28\04281619.D
 Acq On : 28 Apr 2016 19:37
 Sample : P1602146-002 (1000mL)
 Misc : S29-04191602

Vial: 6
 Operator: CL
 Inst : MS19

Quant Time: Apr 29 07:30:07 2016
 Quant Method : I:\MS19\METHODS\S19042716.M
 Quant Title : EPA TO-15 per SOP VOA-TO15 (CASS TO-15/GC-MS)
 QLast Update : Wed Apr 27 11:03:51 2016
 Response via : Initial Calibration
 DataAcq Meth:TO15SIM.M



TIC: 04281619.D\data.ms

(22) 1,1,1-Trichloroethane (T)

10.908min (-0.010) 656.46pg

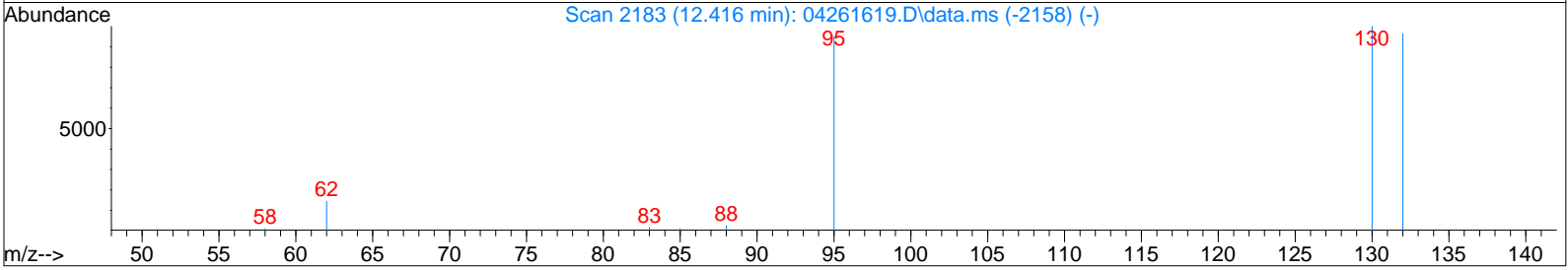
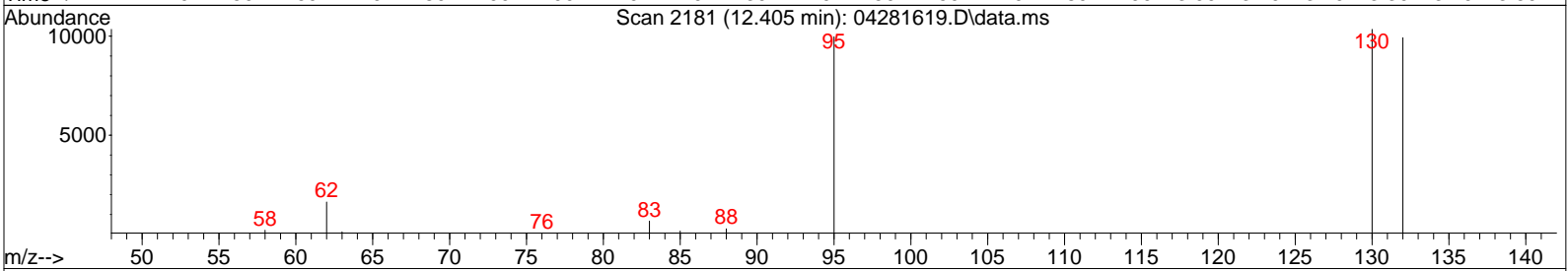
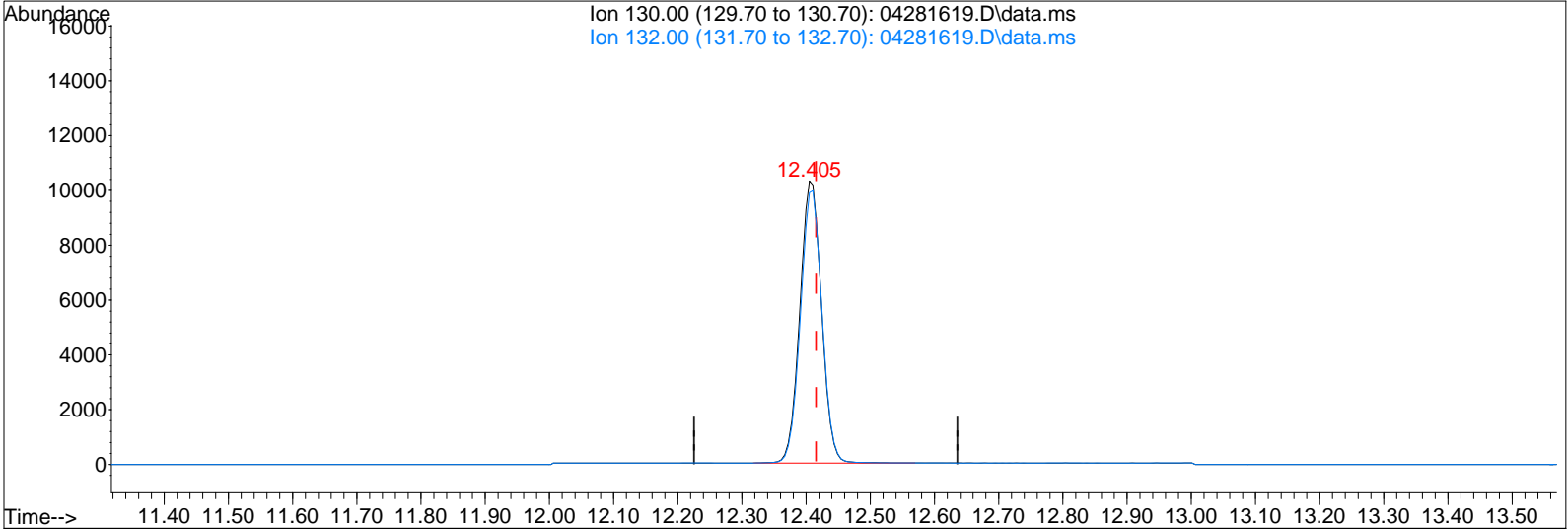
response 38542

Ion	Exp%	Act%
97.00	100	100
99.00	64.40	64.41
0.00	0.00	0.00
0.00	0.00	0.00

Data File : I:\MS19\DATA\2016 04\28\04281619.D
 Acq On : 28 Apr 2016 19:37
 Sample : P1602146-002 (1000mL)
 Misc : S29-04191602

Vial: 6
 Operator: CL
 Inst : MS19

Quant Time: Apr 29 07:30:07 2016
 Quant Method : I:\MS19\METHODS\S19042716.M
 Quant Title : EPA TO-15 per SOP VOA-TO15 (CASS TO-15/GC-MS)
 QLast Update : Wed Apr 27 11:03:51 2016
 Response via : Initial Calibration
 DataAcq Meth:TO15SIM.M



TIC: 04281619.D\data.ms

(28) Trichloroethene (T)

12.405min (-0.011) 609.05pg

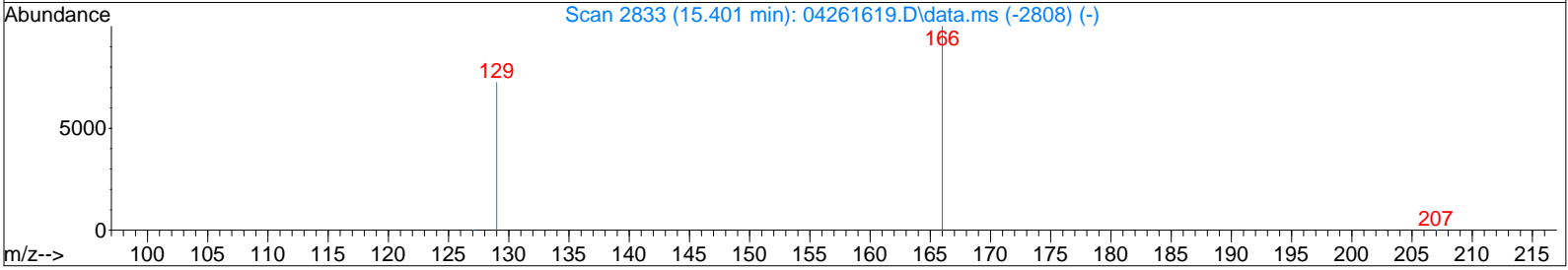
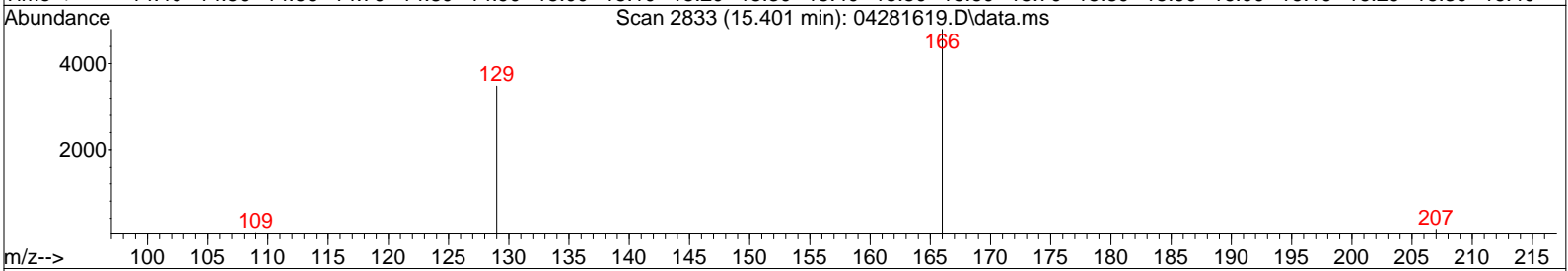
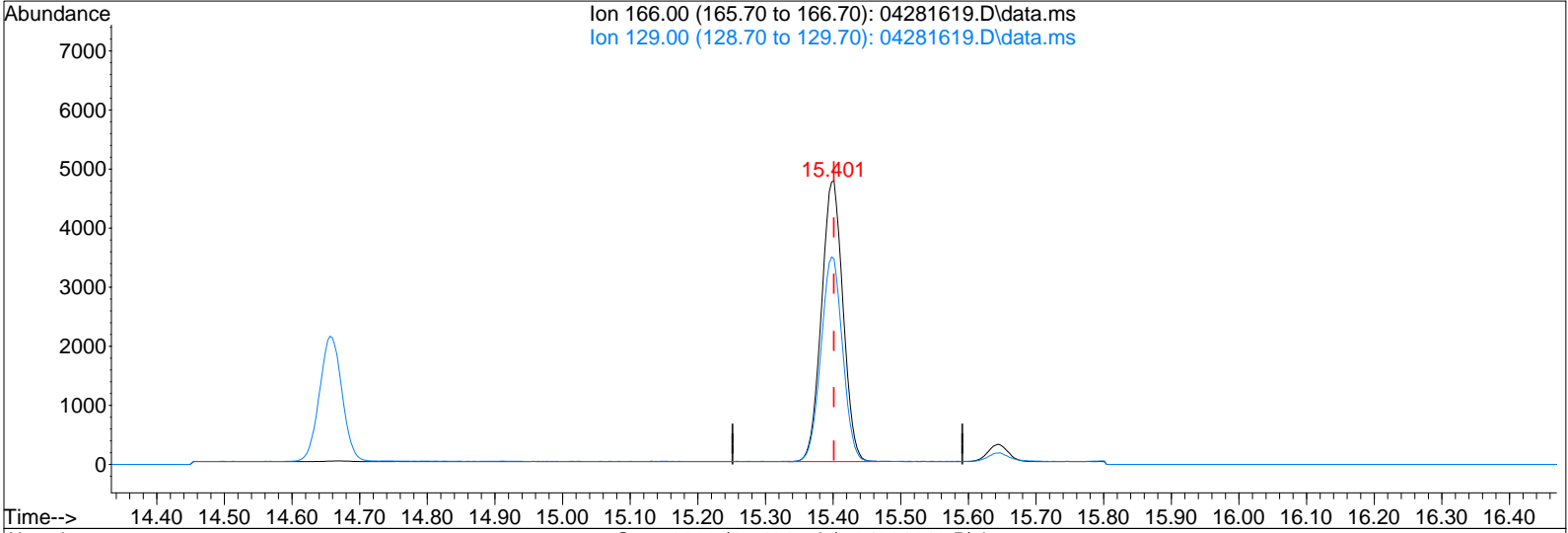
response 24048

Ion	Exp%	Act%
130.00	100	100
132.00	95.40	96.24
0.00	0.00	0.00
0.00	0.00	0.00

Data File : I:\MS19\DATA\2016 04\28\04281619.D
 Acq On : 28 Apr 2016 19:37
 Sample : P1602146-002 (1000mL)
 Misc : S29-04191602

Vial: 6
 Operator: CL
 Inst : MS19

Quant Time: Apr 29 07:30:07 2016
 Quant Method : I:\MS19\METHODS\S19042716.M
 Quant Title : EPA TO-15 per SOP VOA-TO15 (CASS TO-15/GC-MS)
 QLast Update : Wed Apr 27 11:03:51 2016
 Response via : Initial Calibration
 DataAcq Meth:TO15SIM.M



TIC: 04281619.D\data.ms

(37) Tetrachloroethene (T)
 15.401min (+0.000) 277.57pg
 response 10534

Ion	Exp%	Act%
166.00	100	100
129.00	79.80	73.01
0.00	0.00	0.00
0.00	0.00	0.00

Data File : I:\MS19\DATA\2016 04\28\04281620.D
 Acq On : 28 Apr 2016 20:09
 Sample : P1602146-003 (1000mL)
 Misc : S29-04191602

Vial: 7
 Operator: CL
 Inst : MS19

Quant Time: Apr 29 15:27:00 2016
 Quant Method : I:\MS19\METHODS\S19042716.M
 Quant Title : EPA TO-15 per SOP VOA-TO15 (CASS TO-15/GC-MS)
 QLast Update : Wed Apr 27 11:03:51 2016
 Response via : Initial Calibration
 DataAcq Meth:TO15SIM.M

CL 4/29/16

Internal Standards	R.T.	QIon	Response	Conc	Units	Dev (Min)
1) Bromochloromethane (IS1)	9.76	130	23738	1000.000	pg	-0.01
25) 1,4-Difluorobenzene (IS2)	11.71	114	125066	1000.000	pg	0.00
38) Chlorobenzene-d5 (IS3)	16.05	54	25089	1000.000	pg	0.00

System Monitoring Compounds

20) 1,2-Dichloroethane-d4 ...	10.53	65	48517	949.452	pg	-0.01
Spiked Amount	1000.000	Range 70 - 130	Recovery	=	94.95%	
33) Toluene-d8 (SS2)	14.14	98	134652	1003.415	pg	0.00
Spiked Amount	1000.000	Range 70 - 130	Recovery	=	100.34%	
45) Bromofluorobenzene (SS3)	17.55	174	84144	1318.585	pg	0.00
Spiked Amount	1000.000	Range 70 - 130	Recovery	=	131.86%#	

Target Compounds

	R.T.	QIon	Response	Conc	Units	Qvalue
2) Dichlorodifluoromethan...	4.39	85	602965	7798.854	pg	99
3) Chloromethane	0.00	52	0	N.D.	d	
4) 1,2-Dichloro,1,1,2,2-t...	4.74	85	784	N.D.		
5) Vinyl Chloride	0.00	62	0	N.D.	d	
6) 1,3-Butadiene	0.00	54	0	N.D.	d	
7) Bromomethane	0.00	94	0	N.D.	d	
8) Chloroethane	0.00	64	0	N.D.	d	
9) Acrolein	6.26	56	38548	2868.802	pg	85
10) Acetone	6.42	58	623999	34751.694	pg	# 89
11) Trichlorofluoromethane	6.62	101	51839	929.082	pg	# 68
12) 1,1-Dichloroethene	0.00	96	0	N.D.	d	
13) Methylene Chloride	7.48	84	7316	220.915	pg	87
14) Trichlorotrifluoroethane	7.82	151	9530	348.170	pg	78
15) trans-1,2-Dichloroethene	8.51	96	118	N.D.		
16) 1,1-Dichloroethane	8.73	63	803	N.D.		
17) Methyl tert-Butyl Ether	0.00	73	0	N.D.	d	
18) cis-1,2-Dichloroethene	9.62	96	599	N.D.		
19) Chloroform	9.89	83	26861	435.105	pg	100
21) 1,2-Dichloroethane	10.65	62	13442	298.330	pg	89
22) 1,1,1-Trichloroethane	10.92	97	2314	42.036	pg	# 41
23) Benzene	11.37	78	86885	679.507	pg	99
24) Carbon Tetrachloride	11.53	117	18265	387.681	pg	97
26) 1,2-Dichloropropane	0.00	63	0	N.D.	d	
27) Bromodichloromethane	12.35	83	9101	187.266	pg	# 77
28) Trichloroethene	12.41	130	641	N.D.		
29) 1,4-Dioxane	12.38	88	3833	160.287	pg	81
30) cis-1,3-Dichloropropene	13.26	75	450	N.D.		
31) trans-1,3-Dichloropropene	0.00	75	0	N.D.	d	
32) 1,1,2-Trichloroethane	0.00	83	0	N.D.	d	
34) Toluene	14.25	91	544676	3962.786	pg	99
35) Dibromochloromethane	14.66	129	3039	89.236	pg	# 34
36) 1,2-Dibromoethane	14.91	107	78	N.D.		
37) Tetrachloroethene	15.40	166	59436	1667.965	pg	96
39) Chlorobenzene	16.10	112	3803	46.812	pg	88
40) Ethylbenzene	16.48	91	108896	884.659	pg	98
41) m,p-Xylene	16.64	91	233071	2442.022	pg	98
42) Styrene	17.01	104	89432	1363.412	pg	99
43) o-Xylene	17.12	106	43257	895.635	pg	96
44) 1,1,2,2-Tetrachloroethane	0.00	83	0	N.D.	d	
46) 1,3,5-Trimethylbenzene	18.38	105	18861	189.143	pg	97
47) 1,2,4-Trimethylbenzene	18.77	105	70173	690.729	pg	89
48) 1,3-Dichlorobenzene	18.89	146	1079	N.D.		
49) 1,4-Dichlorobenzene	18.98	146	34414	571.463	pg	98
50) 1,2-Dichlorobenzene	19.31	146	482	N.D.		
51) 1,2-Dibromo-3-chloropr...	19.77	157	52	N.D.		
52) 1,2,4-Trichlorobenzene	20.94	182	377	N.D.		
53) Naphthalene	21.05	128	73221	607.632	pg	97

109 of 199

Data File : I:\MS19\DATA\2016 04\28\04281620.D
 Acq On : 28 Apr 2016 20:09
 Sample : P1602146-003 (1000mL)
 Misc : S29-04191602

Vial: 7
 Operator: CL
 Inst : MS19

Quant Time: Apr 29 15:27:00 2016
 Quant Method : I:\MS19\METHODS\S19042716.M
 Quant Title : EPA TO-15 per SOP VOA-TO15 (CASS TO-15/GC-MS)
 QLast Update : Wed Apr 27 11:03:51 2016
 Response via : Initial Calibration
 DataAcq Meth:TO15SIM.M


Internal Standards	R.T.	QIon	Response	Conc	Units	Dev(Min)
54) Hexachlorobutadiene	0.00	225	0	N.D.		

(#) = qualifier out of range (m) = manual integration (+) = signals summed

Data File : I:\MS19\DATA\2016 04\28\04281620.D
 Acq On : 28 Apr 2016 20:09
 Sample : P1602146-003 (1000mL)
 Misc : S29-04191602

Vial: 7
 Operator: CL
 Inst : MS19

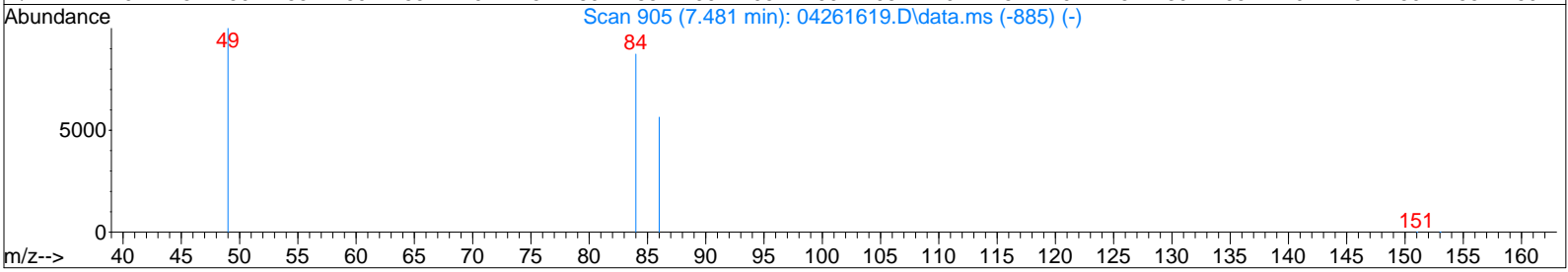
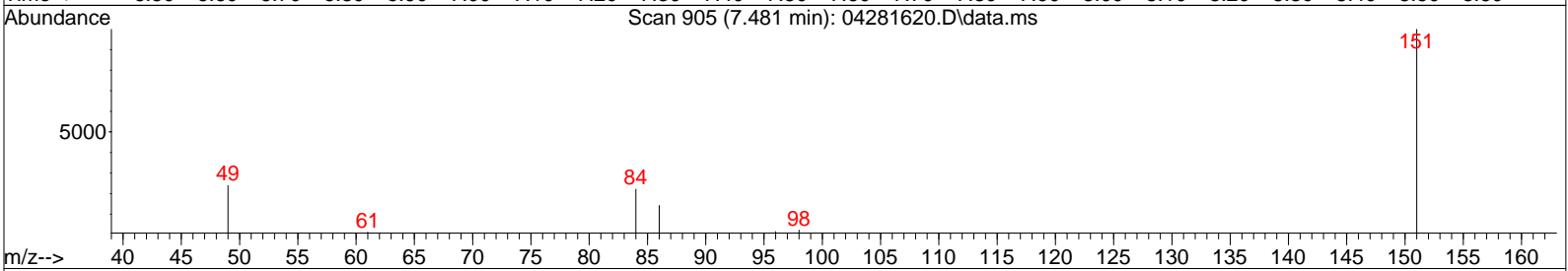
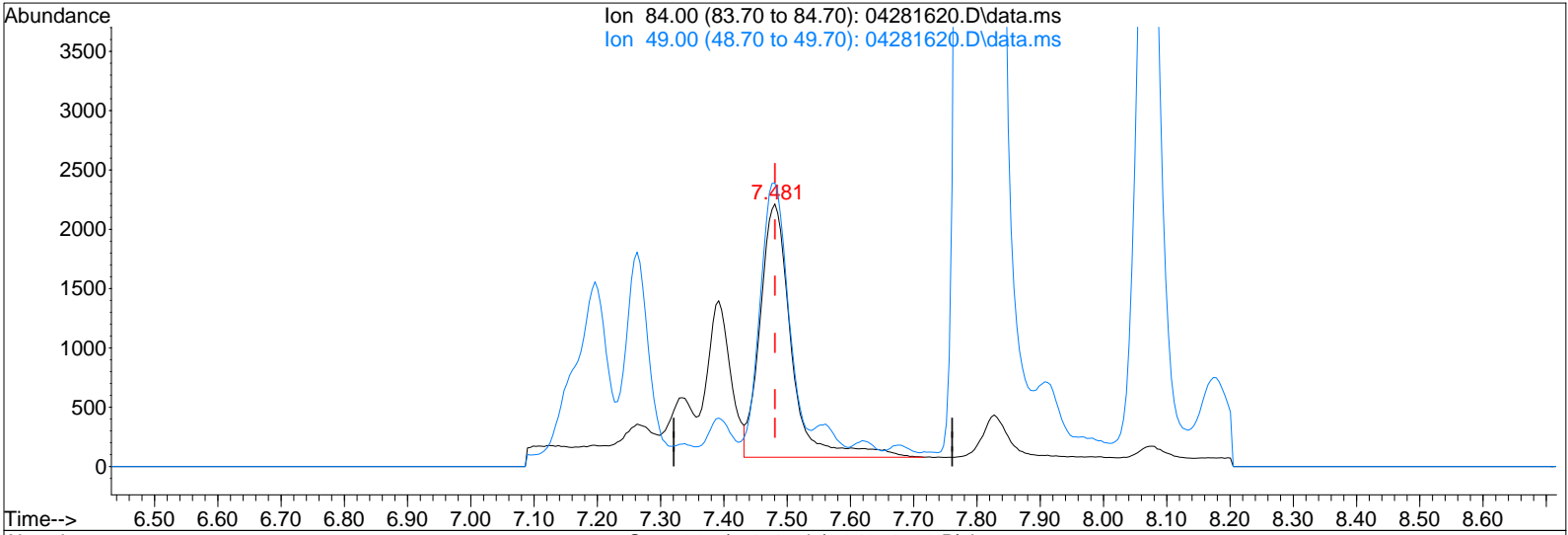
Quant Time: Apr 29 15:27:00 2016
 Quant Method : I:\MS19\METHODS\S19042716.M
 Quant Title : EPA TO-15 per SOP VOA-TO15 (CASS TO-15/GC-MS)
 QLast Update : Wed Apr 27 11:03:51 2016
 Response via : Initial Calibration
 DataAcq Meth:TO15SIM.M



Data File : I:\MS19\DATA\2016 04\28\04281620.D
 Acq On : 28 Apr 2016 20:09
 Sample : P1602146-003 (1000mL)
 Misc : S29-04191602

Vial: 7
 Operator: CL
 Inst : MS19

Quant Time: Apr 29 07:30:08 2016
 Quant Method : I:\MS19\METHODS\S19042716.M
 Quant Title : EPA TO-15 per SOP VOA-TO15 (CASS TO-15/GC-MS)
 QLast Update : Wed Apr 27 11:03:51 2016
 Response via : Initial Calibration
 DataAcq Meth:TO15SIM.M



TIC: 04281620.D\data.ms

(13) Methylene Chloride (T)

7.481min (-0.000) 220.91pg

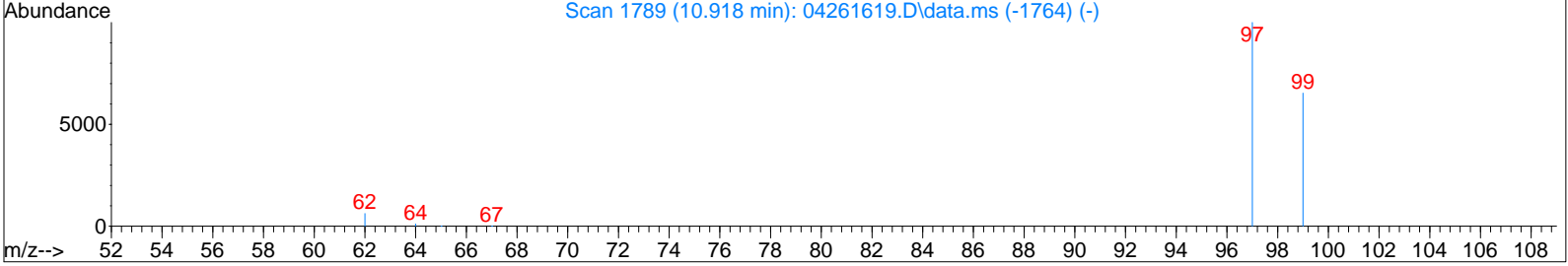
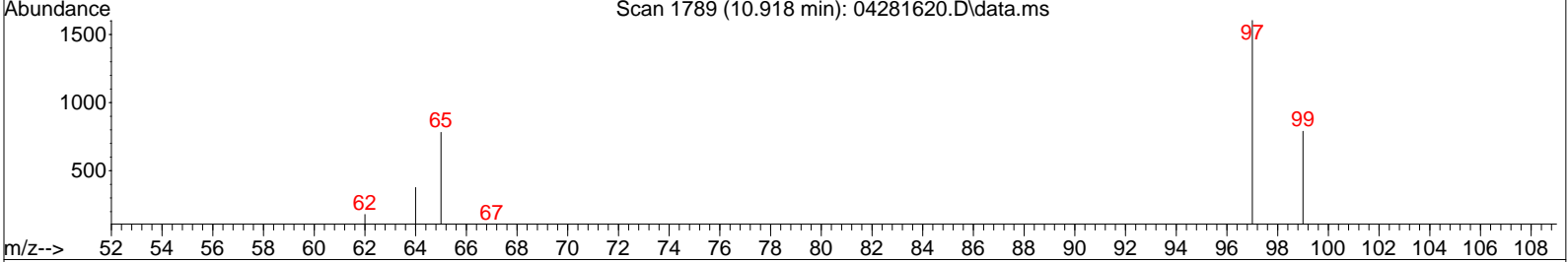
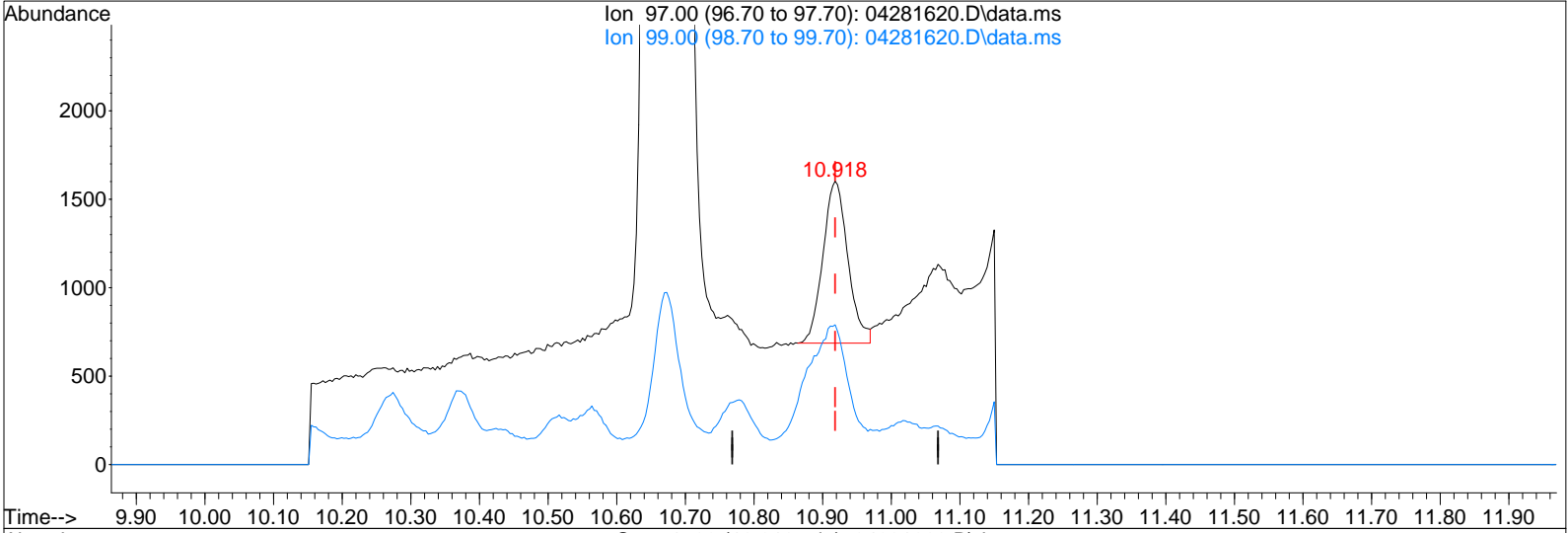
response 7316

Ion	Exp%	Act%
84.00	100	100
49.00	107.70	93.85
0.00	0.00	0.00
0.00	0.00	0.00

Data File : I:\MS19\DATA\2016 04\28\04281620.D
 Acq On : 28 Apr 2016 20:09
 Sample : P1602146-003 (1000mL)
 Misc : S29-04191602

Vial: 7
 Operator: CL
 Inst : MS19

Quant Time: Apr 29 07:30:08 2016
 Quant Method : I:\MS19\METHODS\S19042716.M
 Quant Title : EPA TO-15 per SOP VOA-TO15 (CASS TO-15/GC-MS)
 QLast Update : Wed Apr 27 11:03:51 2016
 Response via : Initial Calibration
 DataAcq Meth:TO15SIM.M



TIC: 04281620.D\data.ms

(22) 1,1,1-Trichloroethane (T)

10.918min (-0.000) 42.04pg

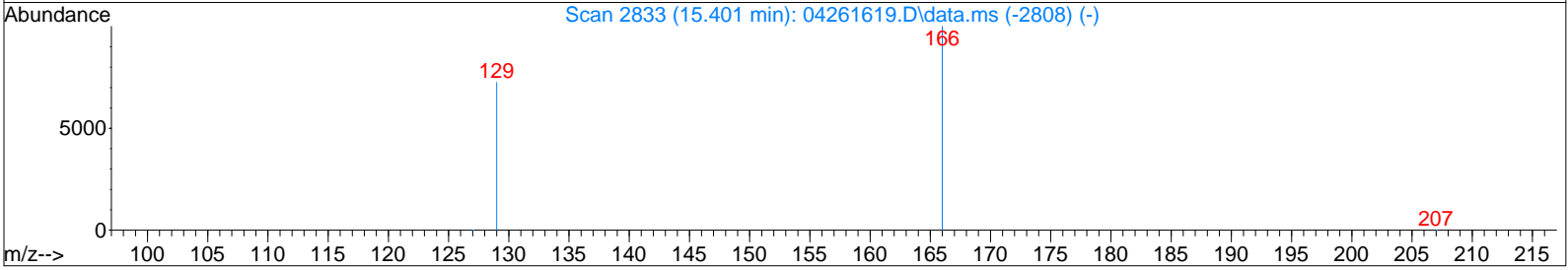
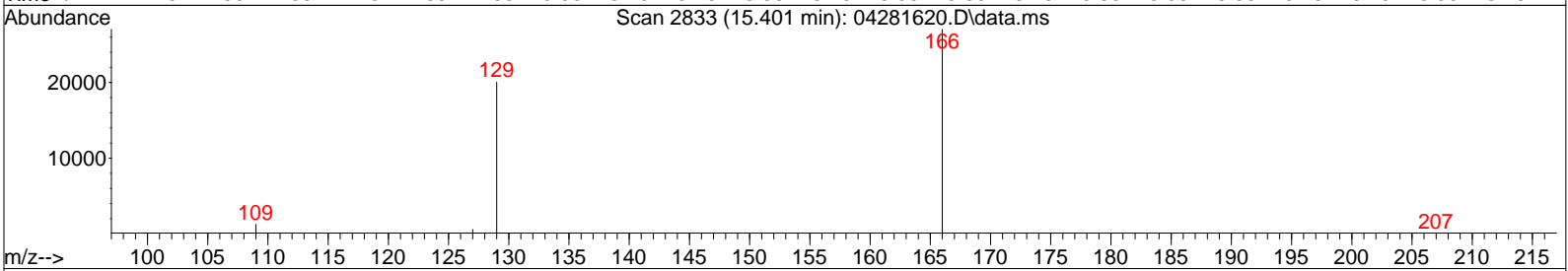
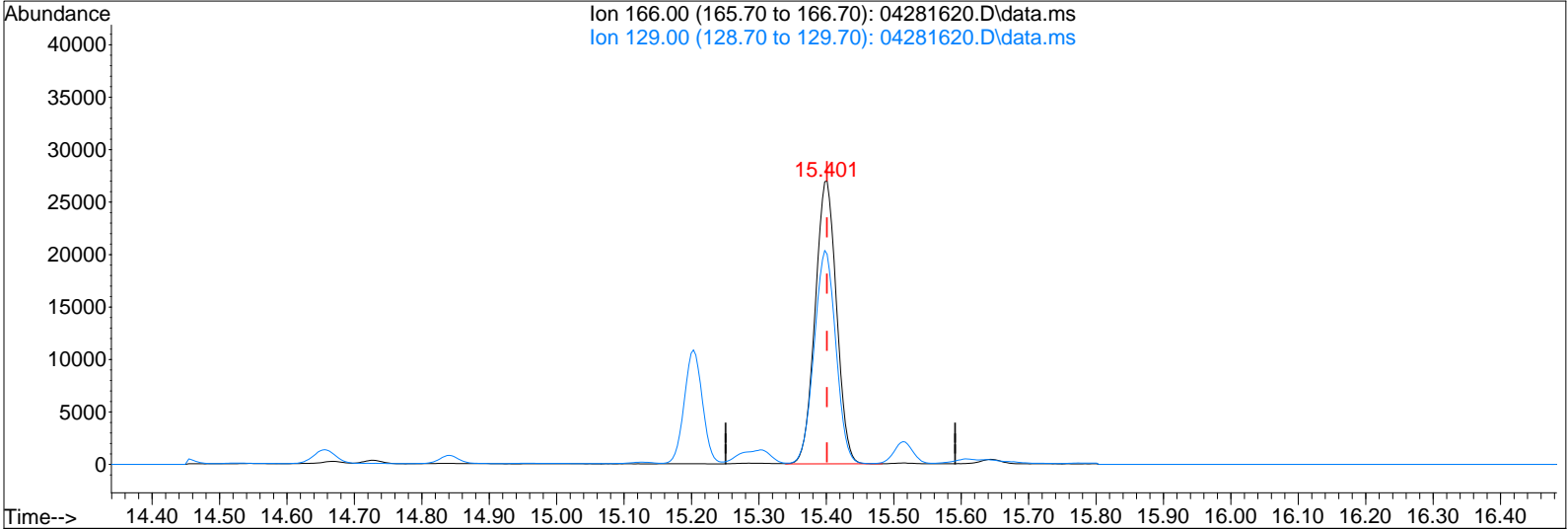
response 2314

Ion	Exp%	Act%
97.00	100	100
99.00	64.40	110.72#
0.00	0.00	0.00
0.00	0.00	0.00

Data File : I:\MS19\DATA\2016 04\28\04281620.D
 Acq On : 28 Apr 2016 20:09
 Sample : P1602146-003 (1000mL)
 Misc : S29-04191602

Vial: 7
 Operator: CL
 Inst : MS19

Quant Time: Apr 29 07:30:08 2016
 Quant Method : I:\MS19\METHODS\S19042716.M
 Quant Title : EPA TO-15 per SOP VOA-TO15 (CASS TO-15/GC-MS)
 QLast Update : Wed Apr 27 11:03:51 2016
 Response via : Initial Calibration
 DataAcq Meth:TO15SIM.M



TIC: 04281620.D\data.ms

(37) Tetrachloroethene (T)

15.401min (-0.000) 1667.96pg

response 59436

Ion	Exp%	Act%
166.00	100	100
129.00	79.80	76.54
0.00	0.00	0.00
0.00	0.00	0.00

Data File : I:\MS19\DATA\2016 04\28\04281621.D
 Acq On : 28 Apr 2016 20:41
 Sample : P1602146-004 (1000mL)
 Misc : S29-04191602

Vial: 8
 Operator: CL
 Inst : MS19

Quant Time: May 02 09:53:23 2016

Quant Method : I:\MS19\METHODS\S19042716.M

Quant Title : EPA TO-15 per SOP VOA-TO15 (CASS TO-15/GC-MS)

QLast Update : Wed Apr 27 11:03:51 2016

Response via : Initial Calibration

CL 5/2/16

DataAcq Meth:TO15SIM.M

Internal Standards	R.T.	QIon	Response	Conc	Units	Dev(Min)
1) Bromochloromethane (IS1)	9.77	130	21612	1000.000	pg	0.00
25) 1,4-Difluorobenzene (IS2)	11.72	114	115550	1000.000	pg	0.00
38) Chlorobenzene-d5 (IS3)	16.05	54	23023	1000.000	pg	0.00

System Monitoring Compounds

20) 1,2-Dichloroethane-d4 ...	10.54	65	46188	992.790	pg	0.00
Spiked Amount	1000.000	Range 70 - 130	Recovery	=	99.28%	
33) Toluene-d8 (SS2)	14.15	98	123733	997.982	pg	0.00
Spiked Amount	1000.000	Range 70 - 130	Recovery	=	99.80%	
45) Bromofluorobenzene (SS3)	17.55	174	77394	1321.642	pg	0.00
Spiked Amount	1000.000	Range 70 - 130	Recovery	=	132.16%#	

Target Compounds

	R.T.	QIon	Response	Conc	Units	Qvalue
2) Dichlorodifluoromethan...	4.40	85	519094	7374.522	pg	99
3) Chloromethane	4.63	52	9846	549.917	pg	# 1
4) 1,2-Dichloro,1,1,2,2-t...	4.77	85	1070	N.D.		
5) Vinyl Chloride	0.00	62	0	N.D.	d	
6) 1,3-Butadiene	0.00	54	0	N.D.	d	
7) Bromomethane	0.00	94	0	N.D.	d	
8) Chloroethane	0.00	64	0	N.D.	d	
9) Acrolein	6.28	56	46784	3824.242	pg	85
10) Acetone	6.44	58	557031	34073.803	pg	# 84
11) Trichlorofluoromethane	6.63	101	66558	1310.227	pg	# 69
12) 1,1-Dichloroethene	7.36	96	1536	58.064	pg	# 53
13) Methylene Chloride	7.49	84	7469	247.721	pg	86
14) Trichlorotrifluoroethane	7.84	151	9791	392.893	pg	76
15) trans-1,2-Dichloroethene	8.53	96	111	N.D.		
16) 1,1-Dichloroethane	8.74	63	845	N.D.		
17) Methyl tert-Butyl Ether	0.00	73	0	N.D.	d	
18) cis-1,2-Dichloroethene	9.63	96	67	N.D.		
19) Chloroform	9.90	83	18658	331.960	pg	97
21) 1,2-Dichloroethane	10.66	62	13809	336.623	pg	85
22) 1,1,1-Trichloroethane	10.93	97	2748	54.830	pg	# 36
23) Benzene	11.38	78	109142	937.541	pg	99
24) Carbon Tetrachloride	11.53	117	24225	564.765	pg	97
26) 1,2-Dichloropropane	12.20	63	4324	143.452	pg	# 38
27) Bromodichloromethane	12.36	83	5075	113.025	pg	# 78
28) Trichloroethene	0.00	130	0	N.D.	d	
29) 1,4-Dioxane	12.39	88	1957	88.577	pg	89
30) cis-1,3-Dichloropropene	13.26	75	410	N.D.		
31) trans-1,3-Dichloropropene	0.00	75	0	N.D.	d	
32) 1,1,2-Trichloroethane	13.96	83	405	N.D.		
34) Toluene	14.25	91	550912	4338.244	pg	99
35) Dibromochloromethane	14.66	129	1707	54.251	pg	96
36) 1,2-Dibromoethane	14.92	107	60	N.D.		
37) Tetrachloroethene	15.40	166	56471	1715.268	pg	97
39) Chlorobenzene	16.10	112	3650	48.961	pg	93
40) Ethylbenzene	16.48	91	97471	862.901	pg	98
41) m,p-Xylene	16.64	91	229114	2615.980	pg	98
42) Styrene	17.01	104	65716	1091.759	pg	99
43) o-Xylene	17.12	106	41991	947.442	pg	96
44) 1,1,2,2-Tetrachloroethane	17.05	83	277	N.D.		
46) 1,3,5-Trimethylbenzene	18.38	105	18870	206.214	pg	97
47) 1,2,4-Trimethylbenzene	18.77	105	59382	636.963	pg	91
48) 1,3-Dichlorobenzene	18.89	146	1015	N.D.		
49) 1,4-Dichlorobenzene	18.98	146	25121	454.581	pg	98
50) 1,2-Dichlorobenzene	19.31	146	495	N.D.		
51) 1,2-Dibromo-3-chloropr...	19.77	157	68	N.D.		
52) 1,2,4-Trichlorobenzene	20.94	182	270	N.D.		
53) Naphthalene	21.06	128	11581199	171.289	pg	96

Data File : I:\MS19\DATA\2016 04\28\04281621.D
 Acq On : 28 Apr 2016 20:41
 Sample : P1602146-004 (1000mL)
 Misc : S29-04191602

Vial: 8
 Operator: CL
 Inst : MS19

Quant Time: May 02 09:53:23 2016
 Quant Method : I:\MS19\METHODS\S19042716.M
 Quant Title : EPA TO-15 per SOP VOA-TO15 (CASS TO-15/GC-MS)
 QLast Update : Wed Apr 27 11:03:51 2016
 Response via : Initial Calibration
 DataAcq Meth:TO15SIM.M


Internal Standards	R.T.	QIon	Response	Conc	Units	Dev(Min)
54) Hexachlorobutadiene	0.00	225	0	N.D.		

(#) = qualifier out of range (m) = manual integration (+) = signals summed

Data File : I:\MS19\DATA\2016 04\28\04281621.D
 Acq On : 28 Apr 2016 20:41
 Sample : P1602146-004 (1000mL)
 Misc : S29-04191602

Vial: 8
 Operator: CL
 Inst : MS19

Quant Time: May 02 09:53:23 2016
 Quant Method : I:\MS19\METHODS\S19042716.M
 Quant Title : EPA TO-15 per SOP VOA-TO15 (CASS TO-15/GC-MS)
 QLast Update : Wed Apr 27 11:03:51 2016
 Response via : Initial Calibration
 DataAcq Meth:TO15SIM.M

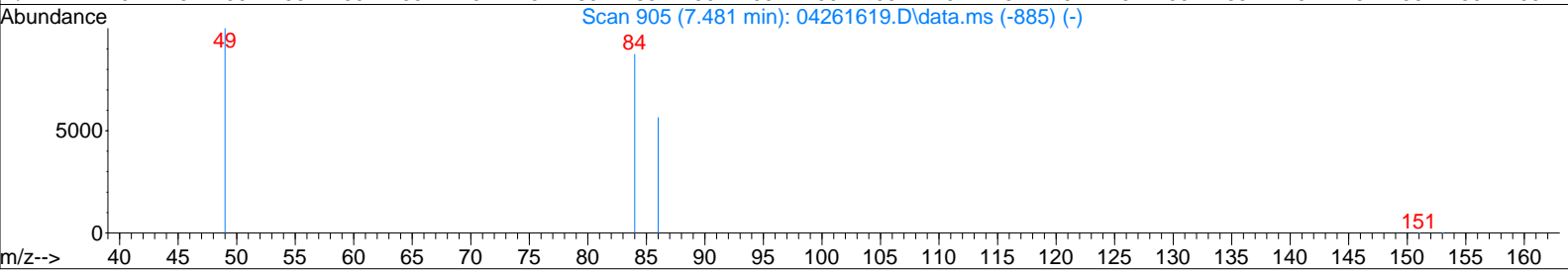
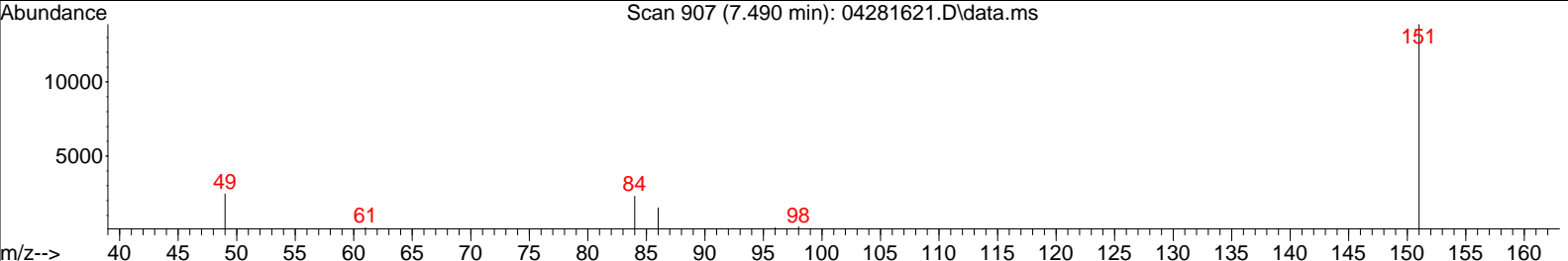
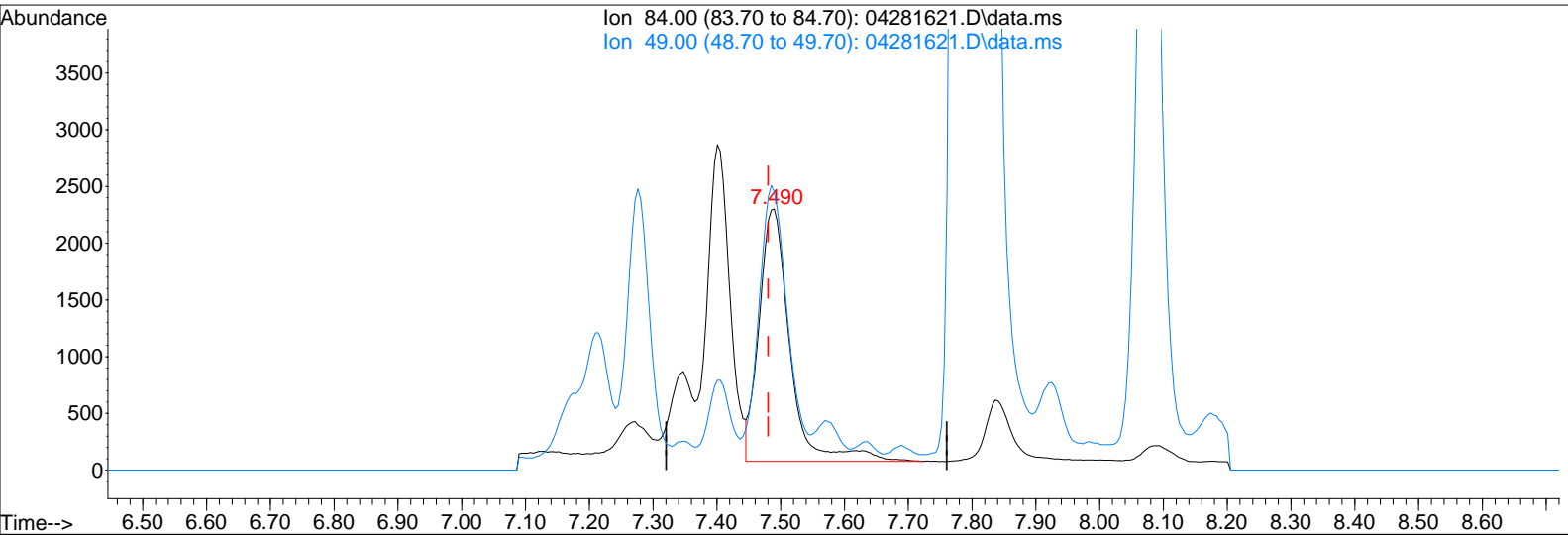


117 of 199

Data File : I:\MS19\DATA\2016 04\28\04281621.D
 Acq On : 28 Apr 2016 20:41
 Sample : P1602146-004 (1000mL)
 Misc : S29-04191602

Vial: 8
 Operator: CL
 Inst : MS19

Quant Time: Apr 29 07:30:09 2016
 Quant Method : I:\MS19\METHODS\S19042716.M
 Quant Title : EPA TO-15 per SOP VOA-TO15 (CASS TO-15/GC-MS)
 QLast Update : Wed Apr 27 11:03:51 2016
 Response via : Initial Calibration
 DataAcq Meth:TO15SIM.M



TIC: 04281621.D\data.ms

(13) Methylene Chloride (T)

7.490min (+0.009) 247.72pg

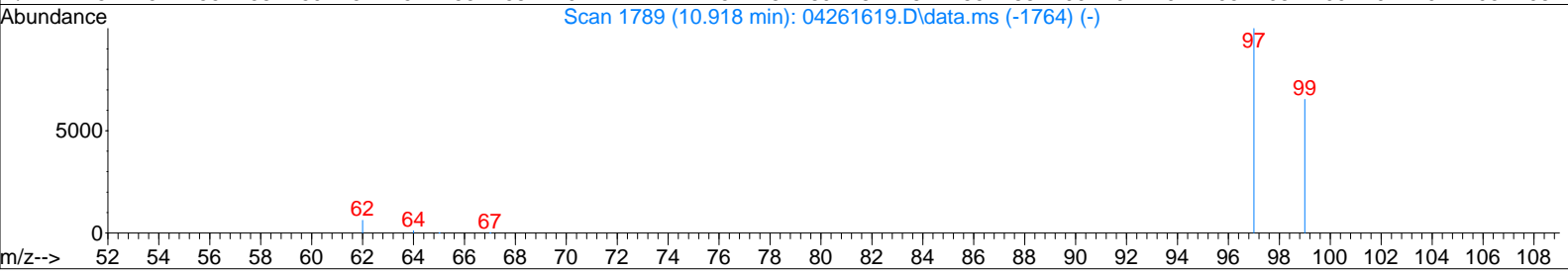
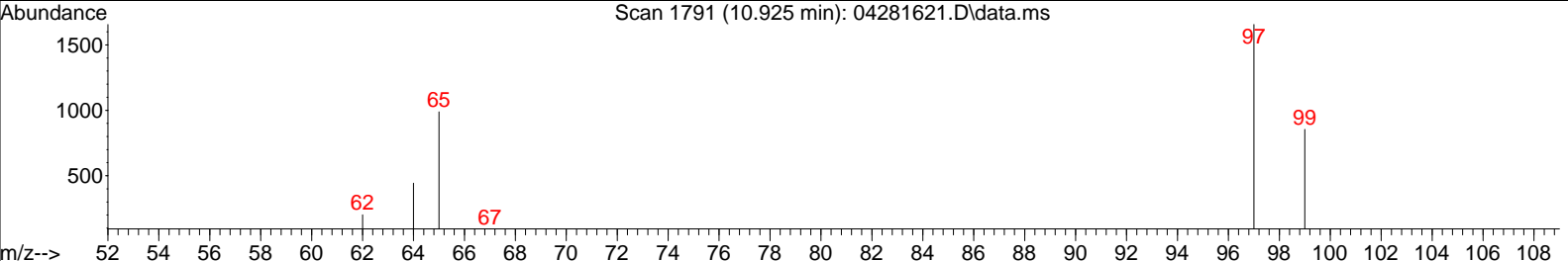
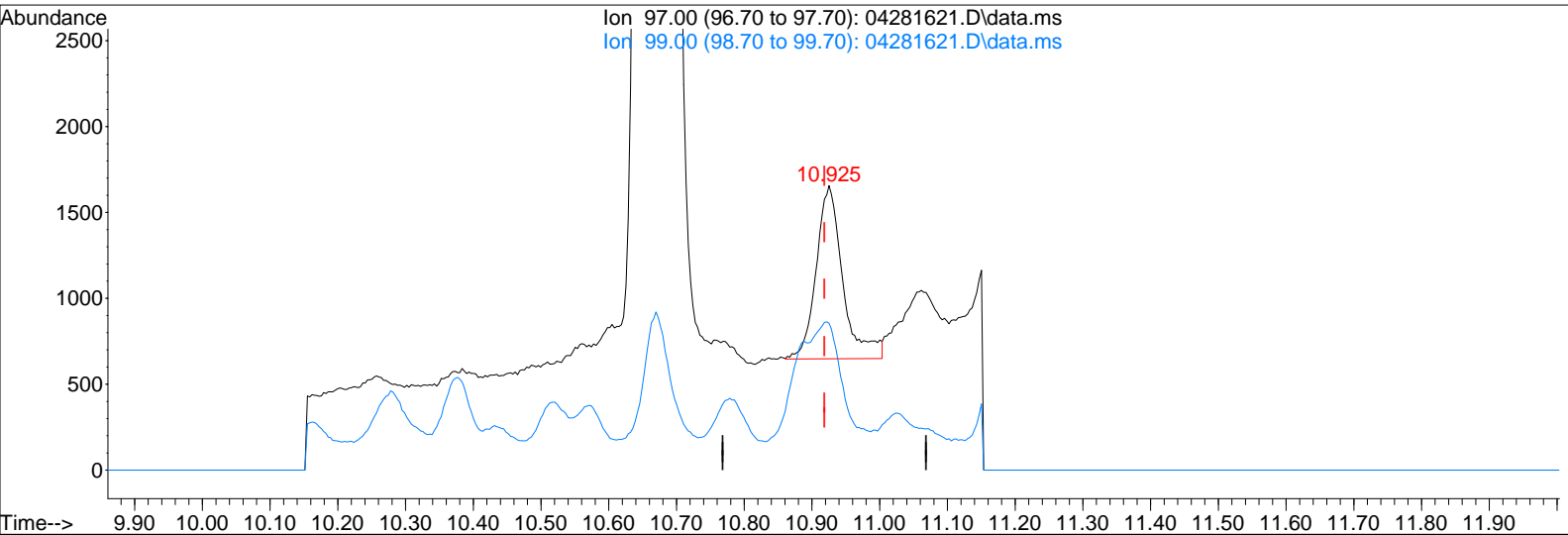
response 7469

Ion	Exp%	Act%
84.00	100	100
49.00	107.70	92.92
0.00	0.00	0.00
0.00	0.00	0.00

Data File : I:\MS19\DATA\2016 04\28\04281621.D
 Acq On : 28 Apr 2016 20:41
 Sample : P1602146-004 (1000mL)
 Misc : S29-04191602

Vial: 8
 Operator: CL
 Inst : MS19

Quant Time: Apr 29 07:30:09 2016
 Quant Method : I:\MS19\METHODS\S19042716.M
 Quant Title : EPA TO-15 per SOP VOA-TO15 (CASS TO-15/GC-MS)
 QLast Update : Wed Apr 27 11:03:51 2016
 Response via : Initial Calibration
 DataAcq Meth:TO15SIM.M



TIC: 04281621.D\data.ms

(22) 1,1,1-Trichloroethane (T)

10.925min (+0.007) 54.83pg

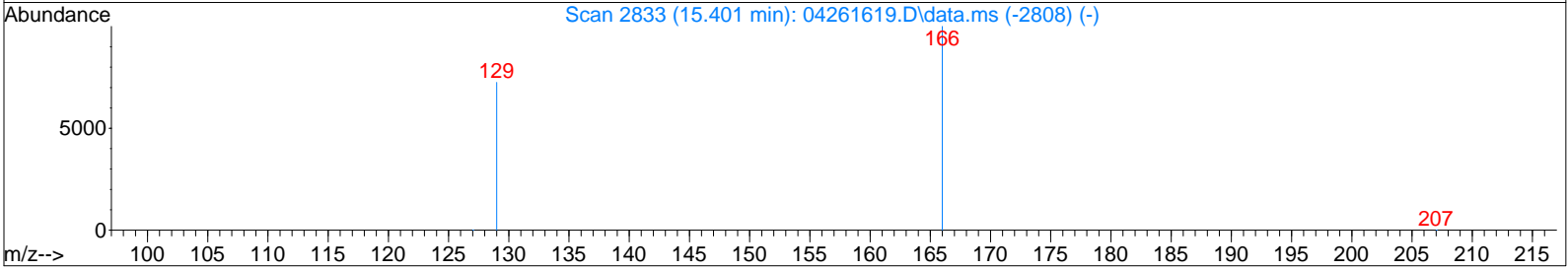
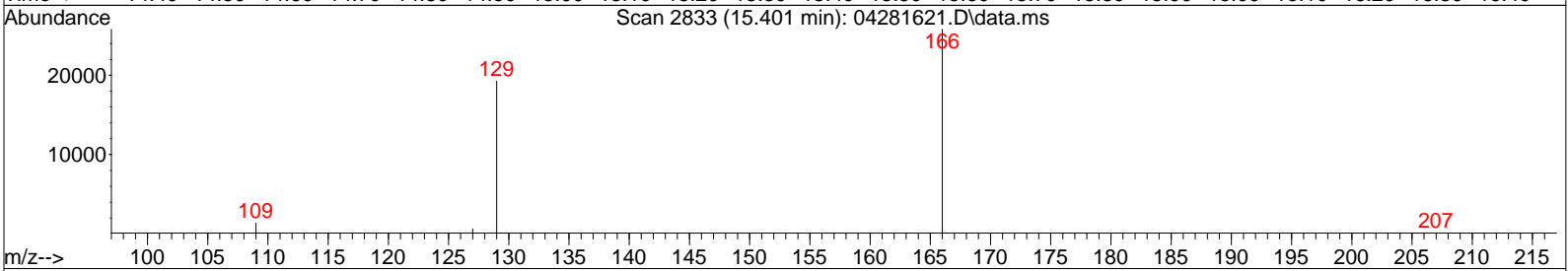
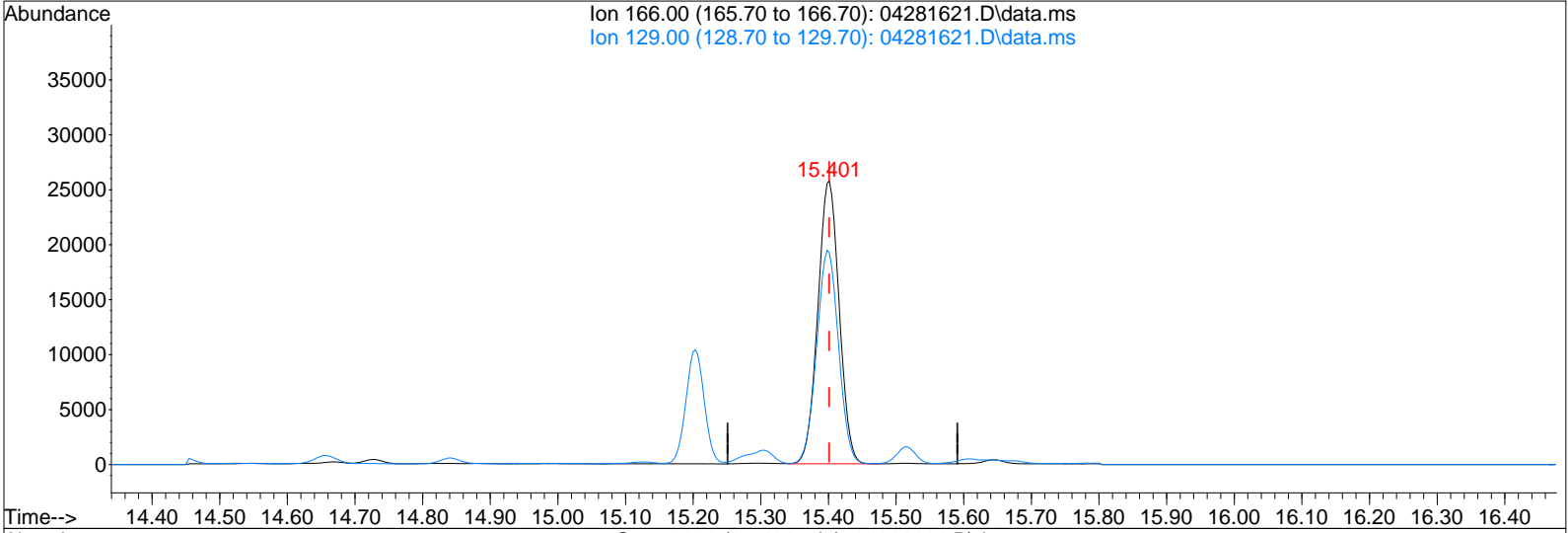
response 2748

Ion	Exp%	Act%
97.00	100	100
99.00	64.40	114.63#
0.00	0.00	0.00
0.00	0.00	0.00

Data File : I:\MS19\DATA\2016 04\28\04281621.D
 Acq On : 28 Apr 2016 20:41
 Sample : P1602146-004 (1000mL)
 Misc : S29-04191602

Vial: 8
 Operator: CL
 Inst : MS19

Quant Time: Apr 29 07:30:09 2016
 Quant Method : I:\MS19\METHODS\S19042716.M
 Quant Title : EPA TO-15 per SOP VOA-TO15 (CASS TO-15/GC-MS)
 QLast Update : Wed Apr 27 11:03:51 2016
 Response via : Initial Calibration
 DataAcq Meth:TO15SIM.M



TIC: 04281621.D\data.ms

(37) Tetrachloroethene (T)

15.401min (+0.000) 1715.27pg

response 56471

Ion	Exp%	Act%
166.00	100	100
129.00	79.80	77.31
0.00	0.00	0.00
0.00	0.00	0.00

Data File : I:\MS19\DATA\2016 04\28\04281623.D
 Acq On : 28 Apr 2016 21:44
 Sample : P1602146-008 (1000mL)
 Misc : S29-04191602

Vial: 9
 Operator: CL
 Inst : MS19

Quant Time: May 02 10:59:14 2016
 Quant Method : I:\MS19\METHODS\S19042716.M
 Quant Title : EPA TO-15 per SOP VOA-TO15 (CASS TO-15/GC-MS)
 QLast Update : Wed Apr 27 11:03:51 2016
 Response via : Initial Calibration
 DataAcq Meth:TO15SIM.M

CL 5/2/16

Internal Standards	R.T.	QIon	Response	Conc	Units	Dev (Min)
1) Bromochloromethane (IS1)	9.75	130	21957	1000.000	pg	-0.02
25) 1,4-Difluorobenzene (IS2)	11.71	114	116484	1000.000	pg	-0.01
38) Chlorobenzene-d5 (IS3)	16.05	54	22806	1000.000	pg	0.00

System Monitoring Compounds

20) 1,2-Dichloroethane-d4 ...	10.53	65	42746	904.369	pg	-0.02
Spiked Amount	1000.000	Range 70 - 130	Recovery	=	90.44%	
33) Toluene-d8 (SS2)	14.14	98	125347	1002.893	pg	0.00
Spiked Amount	1000.000	Range 70 - 130	Recovery	=	100.29%	
45) Bromofluorobenzene (SS3)	17.55	174	75091	1294.515	pg	0.00
Spiked Amount	1000.000	Range 70 - 130	Recovery	=	129.45%	

Target Compounds

	R.T.	QIon	Response	Conc	Units	Qvalue
2) Dichlorodifluoromethan...	4.40	85	169788	2374.197	pg	100
3) Chloromethane	4.62	52	4873	267.890	pg	100
4) 1,2-Dichloro,1,1,2,2-t...	4.79	85	2440	32.102	pg	100
5) Vinyl Chloride	4.92	62	97	N.D.		
6) 1,3-Butadiene	5.12	54	2134	60.506	pg	94
7) Bromomethane	5.44	94	613	22.793	pg	100
8) Chloroethane	5.66	64	353	N.D.		
9) Acrolein	6.24	56	16573	1333.433	pg	100
10) Acetone	6.37	58	497587	29959.339	pg	# 82
11) Trichlorofluoromethane	6.59	101	23203	449.586	pg	100
12) 1,1-Dichloroethene	7.32	96	161	N.D.		
13) Methylene Chloride	7.46	84	5560	181.509	pg	92
14) Trichlorotrifluoroethane	7.79	151	4940	195.117	pg	99
15) trans-1,2-Dichloroethene	8.50	96	63	N.D.		
16) 1,1-Dichloroethane	8.72	63	523	N.D.		
17) Methyl tert-Butyl Ether	8.73	73	3487	46.370	pg	75
18) cis-1,2-Dichloroethene	0.00	96	0	N.D.		
19) Chloroform	9.88	83	27400	479.836	pg	100
21) 1,2-Dichloroethane	10.63	62	12824	307.700	pg	99
22) 1,1,1-Trichloroethane	10.91	97	1974	38.768	pg	99
23) Benzene	11.36	78	56789	480.158	pg	100
24) Carbon Tetrachloride	11.52	117	22806	523.329	pg	100
26) 1,2-Dichloropropane	12.17	63	640	21.062	pg	94
27) Bromodichloromethane	12.35	83	8030	177.402	pg	86
28) Trichloroethene	12.41	130	420	N.D.		
29) 1,4-Dioxane	0.00	88	0	N.D.	d	
30) cis-1,3-Dichloropropene	13.24	75	150	N.D.		
31) trans-1,3-Dichloropropene	13.76	75	61	N.D.		
32) 1,1,2-Trichloroethane	0.00	83	0	N.D.	d	
34) Toluene	14.24	91	270355	2111.883	pg	99
35) Dibromochloromethane	14.66	129	2999	94.549	pg	100
36) 1,2-Dibromoethane	0.00	107	0	N.D.		
37) Tetrachloroethene	15.40	166	22399	674.899	pg	94
39) Chlorobenzene	16.10	112	889	N.D.		
40) Ethylbenzene	16.48	91	60149	537.559	pg	98
41) m,p-Xylene	16.64	91	135269	1559.171	pg	98
42) Styrene	17.01	104	59275	994.123	pg	100
43) o-Xylene	17.12	106	27085	616.933	pg	94
44) 1,1,2,2-Tetrachloroethane	17.05	83	217	N.D.		
46) 1,3,5-Trimethylbenzene	18.38	105	10154	112.020	pg	98
47) 1,2,4-Trimethylbenzene	18.77	105	39361	426.224	pg	91
48) 1,3-Dichlorobenzene	18.92	146	93	N.D.		
49) 1,4-Dichlorobenzene	18.98	146	37531	685.610	pg	99
50) 1,2-Dichlorobenzene	19.31	146	183	N.D.		
51) 1,2-Dibromo-3-chloropr...	0.00	157	0	N.D.		
52) 1,2,4-Trichlorobenzene	20.94	182	227	N.D.		
53) Naphthalene	21.05	128	46935	428.485	pg	97

1218199

Data File : I:\MS19\DATA\2016 04\28\04281623.D
 Acq On : 28 Apr 2016 21:44
 Sample : P1602146-008 (1000mL)
 Misc : S29-04191602

Vial: 9
 Operator: CL
 Inst : MS19

Quant Time: May 02 10:59:14 2016
 Quant Method : I:\MS19\METHODS\S19042716.M
 Quant Title : EPA TO-15 per SOP VOA-TO15 (CASS TO-15/GC-MS)
 QLast Update : Wed Apr 27 11:03:51 2016
 Response via : Initial Calibration
 DataAcq Meth:TO15SIM.M

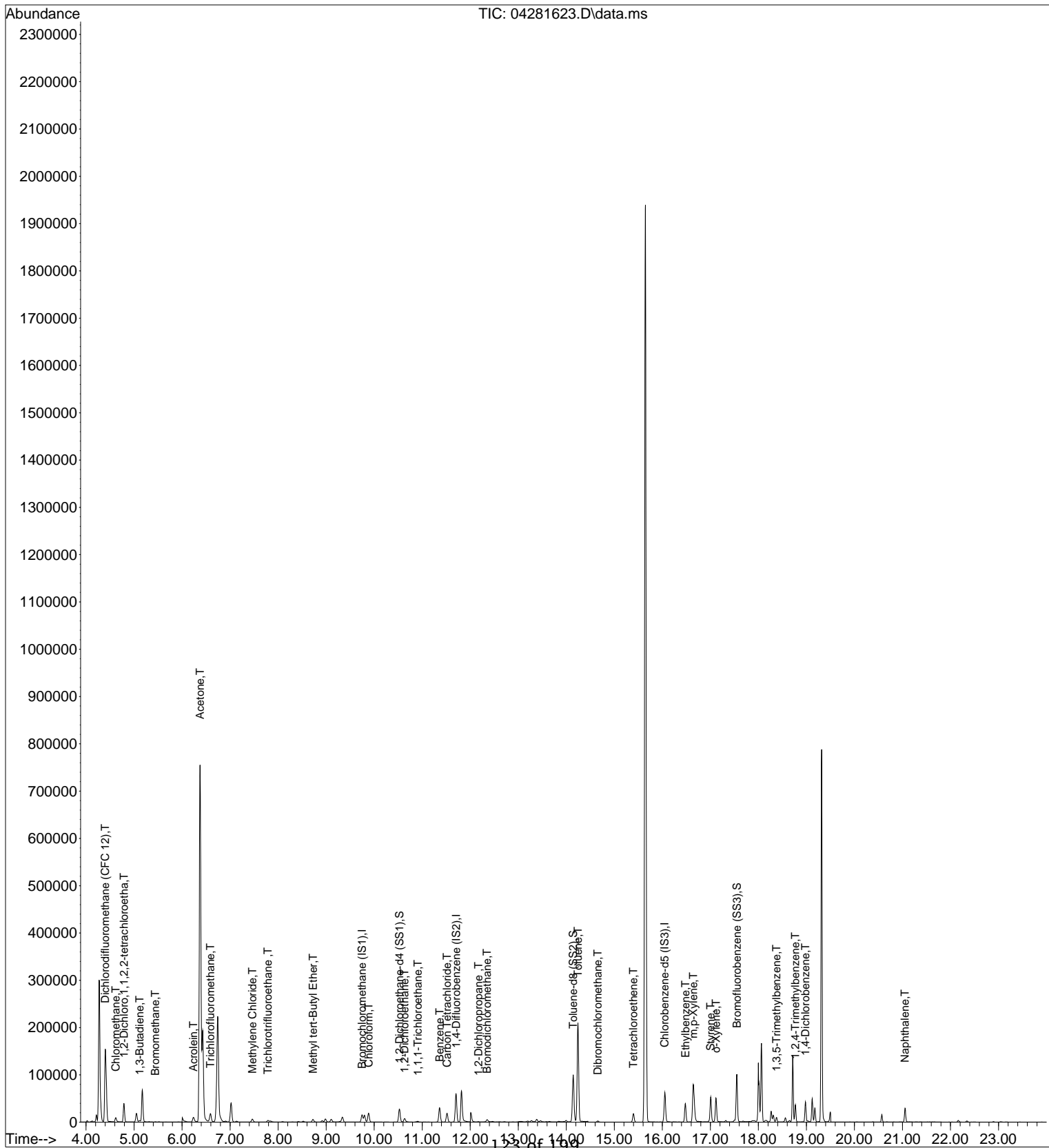
Internal Standards	R.T.	QIon	Response	Conc	Units	Dev(Min)
54) Hexachlorobutadiene	0.00	225	0	N.D.		

(#) = qualifier out of range (m) = manual integration (+) = signals summed

Data File : I:\MS19\DATA\2016 04\28\04281623.D
 Acq On : 28 Apr 2016 21:44
 Sample : P1602146-008 (1000mL)
 Misc : S29-04191602

Vial: 9
 Operator: CL
 Inst : MS19

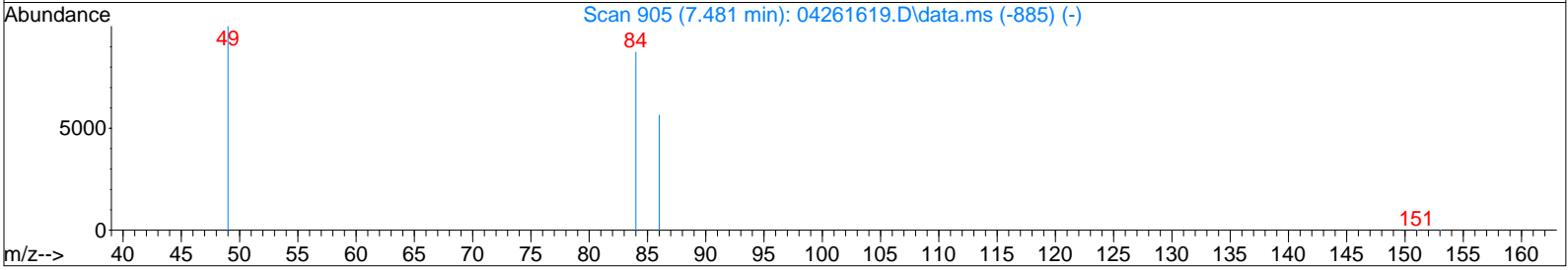
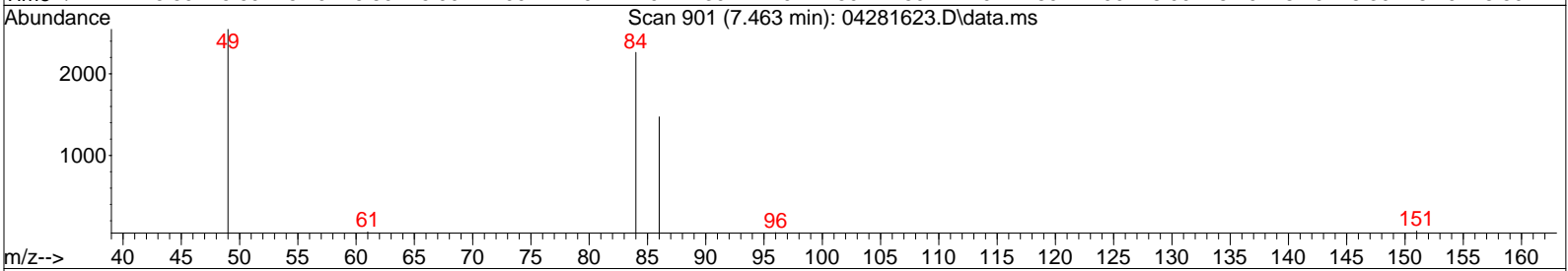
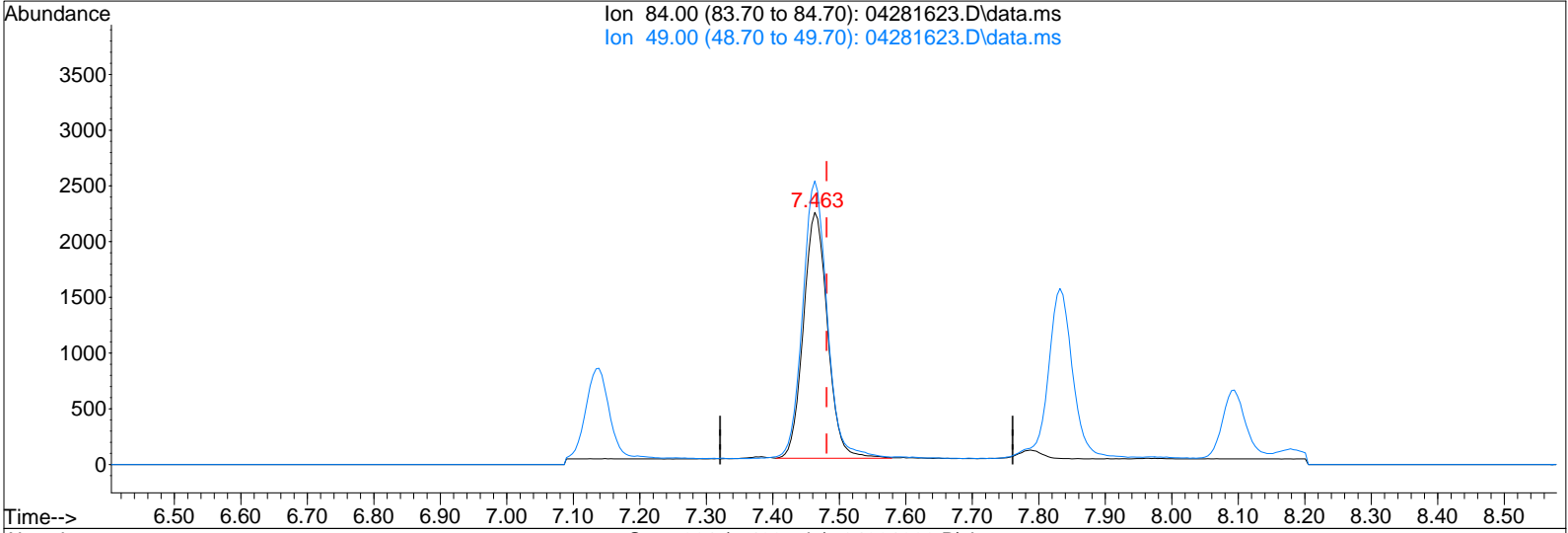
Quant Time: May 02 10:59:14 2016
 Quant Method : I:\MS19\METHODS\S19042716.M
 Quant Title : EPA TO-15 per SOP VOA-TO15 (CASS TO-15/GC-MS)
 QLast Update : Wed Apr 27 11:03:51 2016
 Response via : Initial Calibration
 DataAcq Meth:TO15SIM.M



Data File : I:\MS19\DATA\2016 04\28\04281623.D
 Acq On : 28 Apr 2016 21:44
 Sample : P1602146-008 (1000mL)
 Misc : S29-04191602

Vial: 9
 Operator: CL
 Inst : MS19

Quant Time: Apr 29 07:30:11 2016
 Quant Method : I:\MS19\METHODS\S19042716.M
 Quant Title : EPA TO-15 per SOP VOA-TO15 (CASS TO-15/GC-MS)
 QLast Update : Wed Apr 27 11:03:51 2016
 Response via : Initial Calibration
 DataAcq Meth:TO15SIM.M



TIC: 04281623.D\data.ms

(13) Methylene Chloride (T)

7.463min (-0.018) 181.51pg

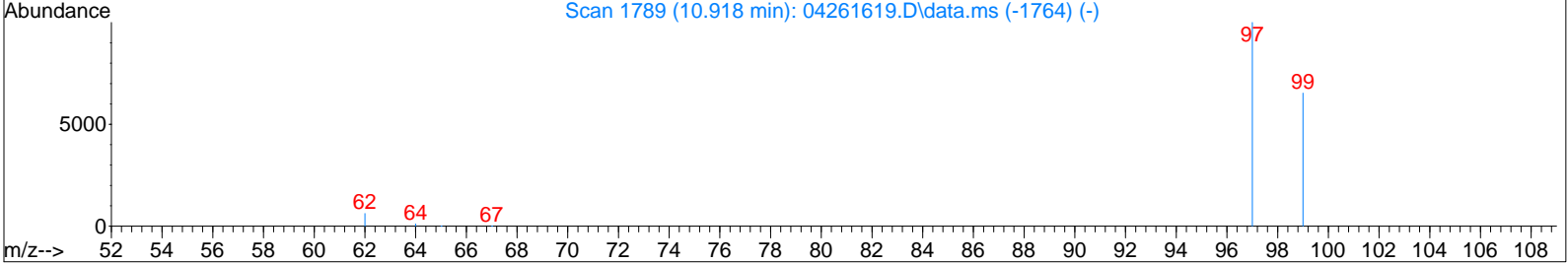
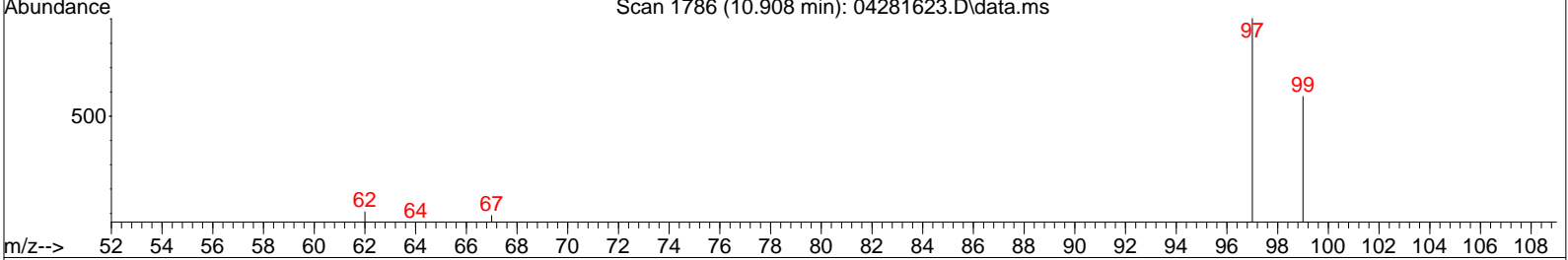
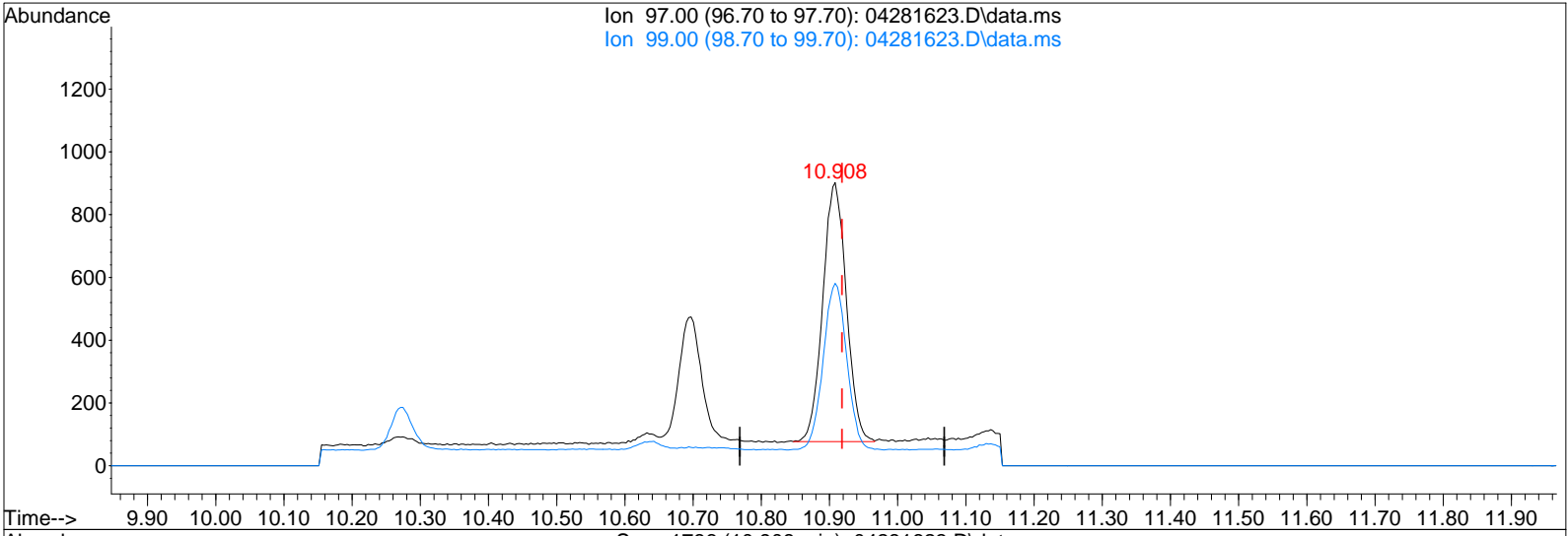
response 5560

Ion	Exp%	Act%
84.00	100	100
49.00	107.70	115.72
0.00	0.00	0.00
0.00	0.00	0.00

Data File : I:\MS19\DATA\2016 04\28\04281623.D
 Acq On : 28 Apr 2016 21:44
 Sample : P1602146-008 (1000mL)
 Misc : S29-04191602

Vial: 9
 Operator: CL
 Inst : MS19

Quant Time: Apr 29 07:30:11 2016
 Quant Method : I:\MS19\METHODS\S19042716.M
 Quant Title : EPA TO-15 per SOP VOA-TO15 (CASS TO-15/GC-MS)
 QLast Update : Wed Apr 27 11:03:51 2016
 Response via : Initial Calibration
 DataAcq Meth:TO15SIM.M



TIC: 04281623.D\data.ms

(22) 1,1,1-Trichloroethane (T)

10.908min (-0.010) 38.77pg

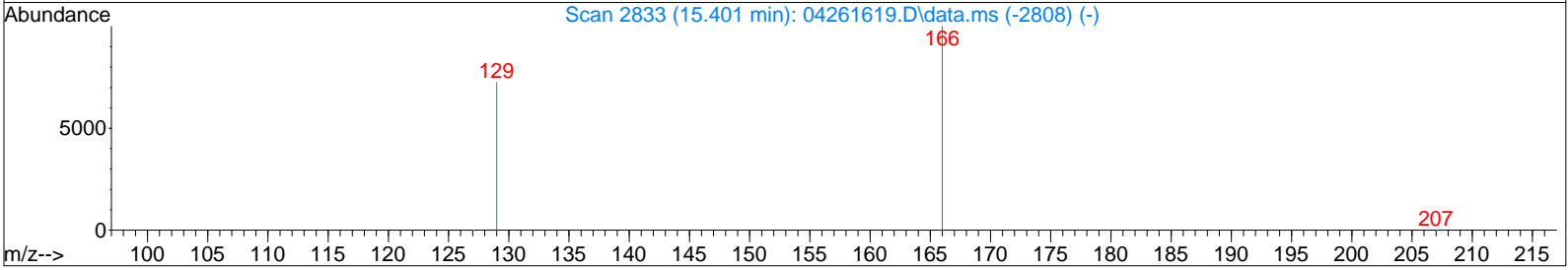
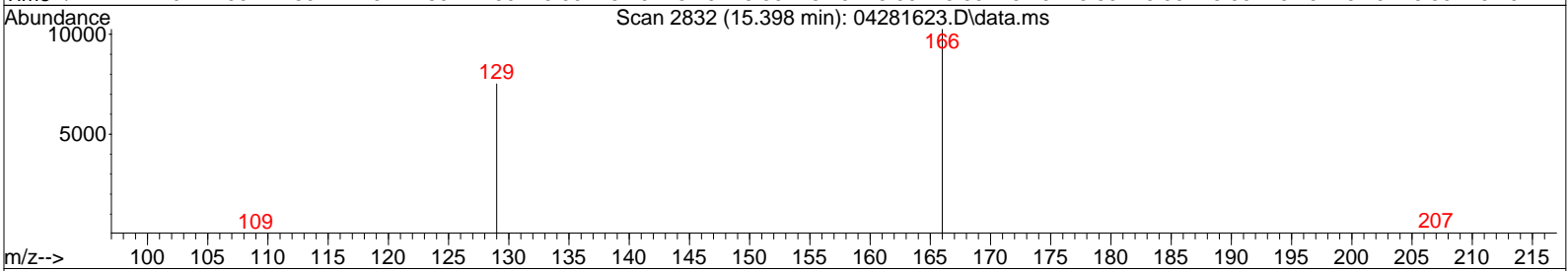
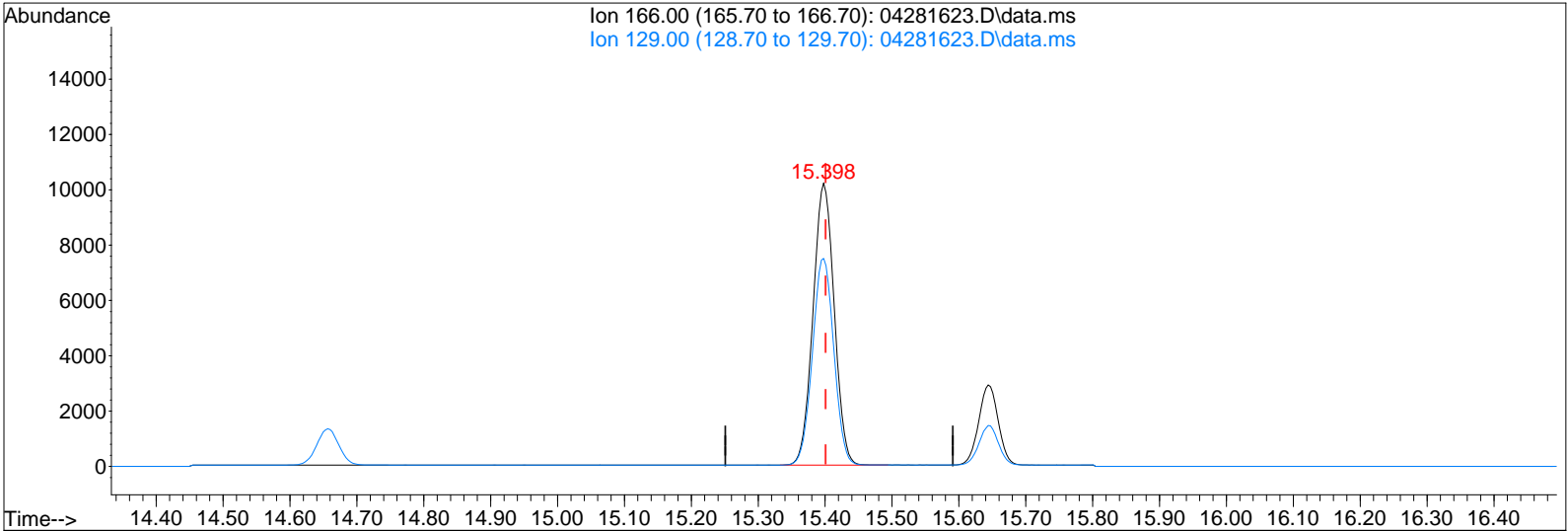
response 1974

Ion	Exp%	Act%
97.00	100	100
99.00	64.40	63.93
0.00	0.00	0.00
0.00	0.00	0.00

Data File : I:\MS19\DATA\2016 04\28\04281623.D
 Acq On : 28 Apr 2016 21:44
 Sample : P1602146-008 (1000mL)
 Misc : S29-04191602

Vial: 9
 Operator: CL
 Inst : MS19

Quant Time: Apr 29 07:30:11 2016
 Quant Method : I:\MS19\METHODS\S19042716.M
 Quant Title : EPA TO-15 per SOP VOA-TO15 (CASS TO-15/GC-MS)
 QLast Update : Wed Apr 27 11:03:51 2016
 Response via : Initial Calibration
 DataAcq Meth:TO15SIM.M



TIC: 04281623.D\data.ms

(37) Tetrachloroethene (T)
 15.398min (-0.003) 674.90pg
 response 22399

Ion	Exp%	Act%
166.00	100	100
129.00	79.80	74.16
0.00	0.00	0.00
0.00	0.00	0.00

Data File : I:\MS19\DATA\2016 04\28\04281603.D
 Acq On : 28 Apr 2016 9:21
 Sample : MB S19042816_1000mL
 Misc : S29-04191602

Vial: 2
 Operator: CL
 Inst : MS19

Quant Time: Apr 28 09:46:10 2016
 Quant Method : I:\MS19\METHODS\S19042716.M
 Quant Title : EPA TO-15 per SOP VOA-TO15 (CASS TO-15/GC-MS)
 QLast Update : Wed Apr 27 11:03:51 2016
 Response via : Initial Calibration
 DataAcq Meth:TO15SIM.M

CL 4/28/16

Internal Standards	R.T.	QIon	Response	Conc	Units	Dev (Min)
1) Bromochloromethane (IS1)	9.77	130	17984	1000.000	pg	0.00
25) 1,4-Difluorobenzene (IS2)	11.71	114	88771	1000.000	pg	0.00
38) Chlorobenzene-d5 (IS3)	16.05	54	19963	1000.000	pg	0.00

System Monitoring Compounds

20) 1,2-Dichloroethane-d4 ...	10.54	65	40205	1038.525	pg	0.00
Spiked Amount	1000.000	Range 70 - 130	Recovery	=	103.85%	
33) Toluene-d8 (SS2)	14.15	98	98494	1034.060	pg	0.00
Spiked Amount	1000.000	Range 70 - 130	Recovery	=	103.41%	
45) Bromofluorobenzene (SS3)	17.55	174	47316	931.860	pg	0.00
Spiked Amount	1000.000	Range 70 - 130	Recovery	=	93.19%	

Target Compounds

	R.T.	QIon	Response	Conc	Units	Qvalue
2) Dichlorodifluoromethan...	4.44	85	547	9.339	pg	99
3) Chloromethane	4.68	52	85	5.705	pg	# 78
4) 1,2-Dichloro,1,1,2,2-t...	0.00	85	0	N.D.		
5) Vinyl Chloride	0.00	62	0	N.D.		
6) 1,3-Butadiene	0.00	54	0	N.D.		
7) Bromomethane	5.50	94	94	N.D.		
8) Chloroethane	0.00	64	0	N.D.		
9) Acrolein	6.32	56	367	36.051	pg	# 51
10) Acetone	6.45	58	3162	232.440	pg	# 78
11) Trichlorofluoromethane	0.00	101	0	N.D.		
12) 1,1-Dichloroethene	0.00	96	0	N.D.		
13) Methylene Chloride	7.50	84	396	15.784	pg	# 78
14) Trichlorotrifluoroethane	0.00	151	0	N.D.		
15) trans-1,2-Dichloroethene	0.00	96	0	N.D.		
16) 1,1-Dichloroethane	0.00	63	0	N.D.		
17) Methyl tert-Butyl Ether	8.73	73	64	N.D.		
18) cis-1,2-Dichloroethene	0.00	96	0	N.D.		
19) Chloroform	9.89	83	973	20.804	pg	99
21) 1,2-Dichloroethane	0.00	62	0	N.D.		
22) 1,1,1-Trichloroethane	0.00	97	0	N.D.		
23) Benzene	11.37	78	2137	22.060	pg	97
24) Carbon Tetrachloride	0.00	117	0	N.D.		
26) 1,2-Dichloropropane	0.00	63	0	N.D.		
27) Bromodichloromethane	0.00	83	0	N.D.		
28) Trichloroethene	0.00	130	0	N.D.		
29) 1,4-Dioxane	0.00	88	0	N.D.		
30) cis-1,3-Dichloropropene	0.00	75	0	N.D.		
31) trans-1,3-Dichloropropene	0.00	75	0	N.D.		
32) 1,1,2-Trichloroethane	0.00	83	0	N.D.		
34) Toluene	14.25	91	607	6.222	pg	97
35) Dibromochloromethane	0.00	129	0	N.D.		
36) 1,2-Dibromoethane	0.00	107	0	N.D.		
37) Tetrachloroethene	0.00	166	0	N.D.		
39) Chlorobenzene	0.00	112	0	N.D.		
40) Ethylbenzene	0.00	91	0	N.D.		
41) m,p-Xylene	16.66	91	120	N.D.		
42) Styrene	17.03	104	54	N.D.		
43) o-Xylene	0.00	106	0	N.D.		
44) 1,1,2,2-Tetrachloroethane	17.13	83	55	N.D.		
46) 1,3,5-Trimethylbenzene	18.38	105	51	N.D.		
47) 1,2,4-Trimethylbenzene	0.00	105	0	N.D.		
48) 1,3-Dichlorobenzene	0.00	146	0	N.D.		
49) 1,4-Dichlorobenzene	0.00	146	0	N.D.		
50) 1,2-Dichlorobenzene	0.00	146	0	N.D.		
51) 1,2-Dibromo-3-chloropr...	0.00	157	0	N.D.		
52) 1,2,4-Trichlorobenzene	0.00	182	0	N.D.		
53) Naphthalene	0.00	128	0	N.D.		

Data File : I:\MS19\DATA\2016 04\28\04281603.D
 Acq On : 28 Apr 2016 9:21
 Sample : MB S19042816_1000mL
 Misc : S29-04191602

Vial: 2
 Operator: CL
 Inst : MS19

Quant Time: Apr 28 09:46:10 2016
 Quant Method : I:\MS19\METHODS\S19042716.M
 Quant Title : EPA TO-15 per SOP VOA-TO15 (CASS TO-15/GC-MS)
 QLast Update : Wed Apr 27 11:03:51 2016
 Response via : Initial Calibration
 DataAcq Meth:TO15SIM.M


Internal Standards	R.T.	QIon	Response	Conc	Units	Dev(Min)
54) Hexachlorobutadiene	0.00	225	0	N.D.		

(#) = qualifier out of range (m) = manual integration (+) = signals summed

Data File : I:\MS19\DATA\2016 04\28\04281603.D
Acq On : 28 Apr 2016 9:21
Sample : MB S19042816_1000mL
Misc : S29-04191602

Vial: 2
Operator: CL
Inst : MS19

Quant Time: Apr 28 09:46:10 2016
Quant Method : I:\MS19\METHODS\S19042716.M
Quant Title : EPA TO-15 per SOP VOA-TO15 (CASS TO-15/GC-MS)
QLast Update : Wed Apr 27 11:03:51 2016
Response via : Initial Calibration
DataAcq Meth:TO15SIM.M



Data File : I:\MS19\DATA\2016 04\28\04281604.D
 Acq On : 28 Apr 2016 9:52
 Sample : LCS S19042816 500pg
 Misc : S29-04191602/S29-04141605 (5/13)

Vial: 2
 Operator: CL
 Inst : MS19

Quant Time: Apr 28 10:21:31 2016
 Quant Method : I:\MS19\METHODS\S19042716.M
 Quant Title : EPA TO-15 per SOP VOA-TO15 (CASS TO-15/GC-MS)
 QLast Update : Wed Apr 27 11:03:51 2016
 Response via : Initial Calibration
 DataAcq Meth:TO15SIM.M

CL 4/25/16

Internal Standards	R.T.	QIon	Response	Conc	Units	Dev (Min)
1) Bromochloromethane (IS1)	9.75	130	18238	1000.000	pg	-0.02
25) 1,4-Difluorobenzene (IS2)	11.70	114	98027	1000.000	pg	-0.01
38) Chlorobenzene-d5 (IS3)	16.05	54	20112	1000.000	pg	0.00

System Monitoring Compounds

20) 1,2-Dichloroethane-d4 ...	10.53	65	41106	1047.011	pg	-0.02
Spiked Amount	1000.000	Range 70 - 130	Recovery	=	104.70%	
33) Toluene-d8 (SS2)	14.14	98	102632	975.762	pg	0.00
Spiked Amount	1000.000	Range 70 - 130	Recovery	=	97.58%	
45) Bromofluorobenzene (SS3)	17.55	174	49903	975.528	pg	0.00
Spiked Amount	1000.000	Range 70 - 130	Recovery	=	97.55%	

Target Compounds

	R.T.	QIon	Response	Conc	Units	Qvalue
2) Dichlorodifluoromethan...	4.42	85	26331	443.275	pg	100
3) Chloromethane	4.65	52	7428	491.617	pg	93
4) 1,2-Dichloro,1,1,2,2-t...	4.81	85	26556	420.628	pg	100
5) Vinyl Chloride	4.94	62	25062	474.436	pg	99
6) 1,3-Butadiene	5.13	54	17255	589.000	pg	100
7) Bromomethane	5.46	94	10471	468.732	pg	100
8) Chloroethane	5.69	64	7329	475.550	pg	99
9) Acrolein	6.26	56	4921	476.671	pg	88
10) Acetone	6.39	58	35716	2588.939	pg	99
11) Trichlorofluoromethane	6.61	101	19582	456.795	pg	100
12) 1,1-Dichloroethene	7.34	96	11245	503.727	pg	99
13) Methylene Chloride	7.47	84	13149	516.786	pg	99
14) Trichlorotrifluoroethane	7.79	151	10403	494.679	pg	100
15) trans-1,2-Dichloroethene	8.51	96	11990	483.160	pg	98
16) 1,1-Dichloroethane	8.71	63	21910	497.010	pg	100
17) Methyl tert-Butyl Ether	8.79	73	32135	514.474	pg	100
18) cis-1,2-Dichloroethene	9.59	96	13271	521.157	pg	99
19) Chloroform	9.88	83	24562	517.848	pg	100
21) 1,2-Dichloroethane	10.64	62	17539	506.645	pg	100
22) 1,1,1-Trichloroethane	10.91	97	20198	477.564	pg	100
23) Benzene	11.36	78	53501	544.601	pg	100
24) Carbon Tetrachloride	11.51	117	17407	480.890	pg	100
26) 1,2-Dichloropropane	12.17	63	12029	470.408	pg	100
27) Bromodichloromethane	12.35	83	17405	456.917	pg	100
28) Trichloroethene	12.40	130	12727	437.978	pg	100
29) 1,4-Dioxane	12.38	88	9081	484.493	pg	99
30) cis-1,3-Dichloropropene	13.25	75	16121	446.790	pg	100
31) trans-1,3-Dichloropropene	13.77	75	14024	454.863	pg	100
32) 1,1,2-Trichloroethane	13.95	83	10520	467.803	pg	99
34) Toluene	14.24	91	48258	447.946	pg	100
35) Dibromochloromethane	14.66	129	12151	455.212	pg	100
36) 1,2-Dibromoethane	14.92	107	12549	467.157	pg	100
37) Tetrachloroethene	15.40	166	11962	428.287	pg	99
39) Chlorobenzene	16.10	112	31847	489.025	pg	100
40) Ethylbenzene	16.48	91	49090	497.491	pg	100
41) m,p-Xylene	16.66	91	79219	1035.425	pg	100
42) Styrene	17.01	104	26367	501.445	pg	100
43) o-Xylene	17.12	106	19601	506.269	pg	100
44) 1,1,2,2-Tetrachloroethane	17.09	83	21410	466.933	pg	100
46) 1,3,5-Trimethylbenzene	18.38	105	42368	530.019	pg	100
47) 1,2,4-Trimethylbenzene	18.77	105	42246	518.742	pg	100
48) 1,3-Dichlorobenzene	18.92	146	24204	500.680	pg	100
49) 1,4-Dichlorobenzene	18.98	146	23294	482.531	pg	100
50) 1,2-Dichlorobenzene	19.31	146	23167	485.425	pg	100
51) 1,2-Dibromo-3-chloropr...	19.72	157	6816	454.229	pg	100
52) 1,2,4-Trichlorobenzene	20.94	182	11237	425.778	pg	98
53) Naphthalene	21.06	128	40126	415.393	pg	99

130 of 199

Data File : I:\MS19\DATA\2016 04\28\04281604.D
 Acq On : 28 Apr 2016 9:52
 Sample : LCS S19042816 500pg
 Misc : S29-04191602/S29-04141605 (5/13)

Vial: 2
 Operator: CL
 Inst : MS19

Quant Time: Apr 28 10:21:31 2016
 Quant Method : I:\MS19\METHODS\S19042716.M
 Quant Title : EPA TO-15 per SOP VOA-TO15 (CASS TO-15/GC-MS)
 QLast Update : Wed Apr 27 11:03:51 2016
 Response via : Initial Calibration
 DataAcq Meth:TO15SIM.M

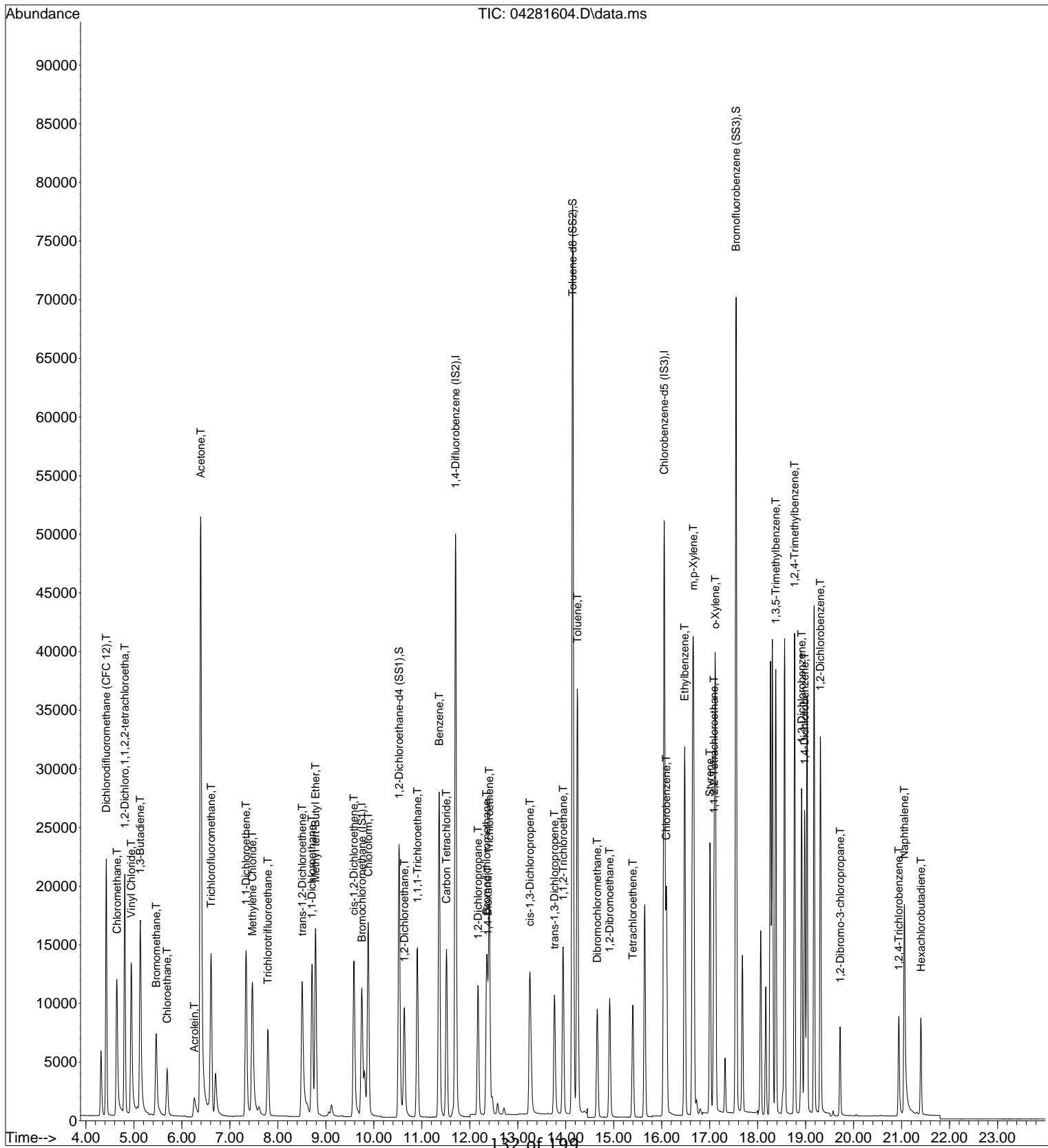
Internal Standards	R.T.	QIon	Response	Conc	Units	Dev(Min)
54) Hexachlorobutadiene	21.40	225	7975	450.774	pg	99

(#) = qualifier out of range (m) = manual integration (+) = signals summed

Data File : I:\MS19\DATA\2016 04\28\04281604.D
Acq On : 28 Apr 2016 9:52
Sample : LCS S19042816 500pg
Misc : S29-04191602/S29-04141605 (5/13)

Vial: 2
Operator: CL
Inst : MS19

Quant Time: Apr 28 10:21:31 2016
Quant Method : I:\MS19\METHODS\S19042716.M
Quant Title : EPA TO-15 per SOP VOA-TO15 (CASS TO-15/GC-MS)
QLast Update : Wed Apr 27 11:03:51 2016
Response via : Initial Calibration
DataAcq Meth:TO15SIM.M



CL 4/27/16

Method Path : I:\MS19\METHODS\
Method File : S19042716.M
Title : EPA TO-15 per SOP VOA-TO15 (CASS TO-15/GC-MS)
Last Update : Wed Apr 27 11:03:51 2016
Response Via : Initial Calibration

Calibration Files

10 =04261607.D 20 =04261608.D 50 =04261609.D 100 =04261610.D 500 =04261611.D 1000=04261612.D 2000=04261613.D
5000=04261614.D 10K =04261615.D 50K =04261619.D

Compound	10	20	50	100	500	1000	2000	5000	10K	50K	AVG	%RSD
-----ISTD-----												
1) I Bromochloromethane...	3.564	4.209	3.494	3.110	3.145	3.683	3.158	2.919	2.810	2.478	3.257	15.19
2) T Dichlorodifluo...	1.133	0.971	0.871	0.982	0.808	0.695	0.623	0.545	0.828	24.11	0.828	24.11
3) T Chloromethane	3.909	4.713	3.819	3.358	3.386	3.885	3.239	2.917	2.764	2.628	3.462	18.31
4) T 1,2-Dichloro,1...	3.217	3.483	3.233	2.848	2.882	3.305	2.797	2.491	2.401	2.308	2.896	14.07
5) T Vinyl Chloride	1.024	1.524	1.319	1.203	1.759	2.173	1.849	1.722	1.664	1.826	1.606	21.37
6) T 1,3-Butadiene	1.410	1.514	1.312	1.157	1.164	1.366	1.157	1.067	1.107	0.993	1.225	13.63
7) T Bromomethane	0.818	1.055	0.889	0.804	0.818	0.967	0.834	0.773	0.759	0.732	0.845	11.80
8) T Chloroethane	1.014	0.592	0.500	0.405	0.454	0.579	0.529	0.527	0.525	0.535	0.566	29.45
9) T Acrolein	0.851	0.753	0.705	0.882	0.755	0.689	0.661	0.756	10.95	0.756	10.95	10.95
10) T Acetone	2.509	3.005	2.544	2.253	2.302	2.658	2.256	2.060	2.002	1.915	2.350	14.19
11) T Trichlorofluor...	1.251	1.355	1.239	1.116	1.173	1.402	1.233	1.178	1.166	1.128	1.224	7.66
12) T 1,1-Dichloroet...	1.790	1.532	1.370	1.569	1.346	1.234	1.189	1.130	1.395	15.95	1.395	15.95
13) T Methylene Chlo...	1.250	1.425	1.179	1.064	1.076	1.260	1.098	1.042	1.036	1.101	1.153	10.86
14) T Trichlorotrifl...	1.362	1.611	1.389	1.207	1.315	1.556	1.362	1.296	1.282	1.227	1.361	9.66
15) T trans-1,2-Dich...	2.611	3.004	2.544	2.295	2.369	2.758	2.365	2.168	2.082	1.976	2.417	13.11
16) T 1,1-Dichloroet...	3.069	3.661	3.162	2.844	3.228	4.058	3.679	3.551	3.507	3.489	3.425	10.30
17) T Methyl tert-Bu...	1.350	1.244	1.354	1.636	1.449	1.367	1.449	1.367	1.338	1.286	1.396	8.46
18) T cis-1,2-Dichlo...	3.638	2.787	2.556	2.926	2.479	2.243	2.146	2.031	2.601	20.00	2.601	20.00
19) T Chloroform	1.910	2.355	1.992	1.785	1.858	2.190	1.882	1.729	1.668	1.611	1.898	12.19
20) S 1,2-Dichloroet...	2.503	2.935	2.418	2.143	2.225	2.615	2.261	2.092	2.032	1.966	2.319	12.95
21) T 1,2-Dichloroet...	7.925	6.012	5.008	5.039	5.971	5.127	4.664	4.492	4.240	5.386	20.90	20.90
22) T 1,1,1-Trichlor...	2.208	2.617	2.033	1.818	1.866	2.195	1.902	1.759	1.727	1.721	1.985	14.37
23) T Benzene	-----ISTD-----											
24) T Carbon Tetrach...	0.293	0.350	0.280	0.243	0.238	0.281	0.245	0.228	0.223	0.228	0.261	15.39
25) I 1,4-Difluorobenzen...	0.440	0.518	0.414	0.357	0.350	0.412	0.362	0.341	0.334	0.358	0.389	14.83
26) T 1,2-Dichloropr...	0.404	0.371	0.307	0.257	0.260	0.311	0.274	0.259	0.252	0.269	0.296	17.71
27) T Bromodichlorom...	0.195	0.220	0.177	0.159	0.160	0.198	0.192	0.189	0.203	0.191	0.191	10.95
28) T Trichloroethene	0.350	0.403	0.343	0.308	0.325	0.406	0.378	0.376	0.378	0.414	0.368	9.70
29) T 1,4-Dioxane	0.262	0.321	0.281	0.252	0.277	0.357	0.338	0.343	0.347	0.368	0.315	13.56
30) T cis-1,3-Dichlo...	0.258	0.302	0.247	0.214	0.208	0.248	0.217	0.203	0.197	0.199	0.229	14.74
31) T trans-1,3-Dich...	1.128	1.120	1.100	1.080	1.037	1.036	1.051	1.062	1.066	1.050	1.073	3.09
32) T 1,1,2-Trichlor...	1.549	1.478	1.126	0.958	0.932	1.126	1.012	0.961	0.931	0.918	1.099	21.09
33) S Toluene-d8 (SS2)	0.278	0.335	0.276	0.239	0.238	0.291	0.265	0.260	0.261	0.280	0.272	10.20
34) T Toluene	0.282	0.328	0.277	0.245	0.244	0.301	0.274	0.265	0.261	0.264	0.274	9.31
35) T Dibromochlorom...	0.305	0.357	0.290	0.254	0.247	0.298	0.270	0.265	0.266	0.298	0.285	11.29
36) T 1,2-Dibromoethane	-----ISTD-----											
37) T Tetrachloroethene	3.328	3.883	3.290	2.937	2.952	3.674	3.328	3.175	3.046	2.768	3.238	10.59
38) I Chlorobenzene-d5 (...)	4.426	5.117	4.272	3.900	4.426	5.953	5.630	5.483	5.215	4.641	4.906	13.66
39) T Chlorobenzene	3.083	3.607	3.042	2.871	3.652	4.979	4.552	4.306	4.085	3.866	3.804	18.19
40) T Ethylbenzene	-----ISTD-----											
41) T m,p-Xylene	-----ISTD-----											

Method Path : I:\MS19\METHODS\
 Method File : S19042716.M
 Title : EPA TO-15 per SOP VOA-TO15 (CASS TO-15/GC-MS)

42) T	Styrene	1.881	2.167	1.883	1.819	2.338	3.344	3.248	3.256	3.163	3.046	2.614	24.91
43) T	o-Xylene	1.577	1.768	1.526	1.470	1.854	2.497	2.287	2.170	2.063	2.038	1.925	17.89
44) T	1,1,2,2-Tetrac...	2.376	2.608	2.216	2.062	2.102	2.701	2.389	2.227	2.108	2.010	2.280	10.28
45) S	Bromofluoroben...	2.263	2.136	2.303	2.425	2.537	2.612	2.743	2.899	2.939	2.577	2.543	10.52
46) T	1,3,5-Trimethy...	2.967	3.352	2.979	3.024	3.880	5.385	4.897	4.647	4.438	4.177	3.975	21.95
47) T	1,2,4-Trimethy...	2.822	3.167	2.858	2.889	3.744	5.449	5.049	4.868	4.741	4.907	4.049	26.01
48) T	1,3-Dichlorobe...	2.055	2.343	2.097	2.033	2.105	2.967	2.714	2.624	2.515	2.584	2.404	13.54
49) T	1,4-Dichlorobe...	2.004	2.499	1.992	2.073	2.097	2.963	2.727	2.614	2.526	2.509	2.400	14.09
50) T	1,2-Dichlorobe...	2.040	2.325	2.053	1.953	2.012	2.898	2.652	2.568	2.489	2.740	2.373	14.48
51) T	1,2-Dibromo-3-...	0.497	0.609	0.541	0.559	0.576	0.939	0.916	0.935	0.946	0.943	0.746	27.07
52) T	1,2,4-Trichlor...	1.125	1.215	1.017	0.924	0.833	1.537	1.524	1.587	1.608	1.753	1.312	24.95
53) T	Naphthalene	4.016	3.975	3.064	3.079	3.146	6.220	6.177	6.143	6.036	6.174	4.803	30.36
54) T	Hexachlorobuta...	0.835	0.979	0.786	0.708	0.625	0.993	0.930	0.937	0.945	1.059	0.880	15.63

(#) = Out of Range

Primary Source Standards Concentrations (Working & Initial Calibration)

CL 4/27/16

0.2ng/L Std. ID: S29-04251604
 1ng/L Std. ID: S29-04251603
 4ng/L Std. ID: S29-04251601

20ng/L Std. ID: S29-04131605
 200ng/L Std. ID: S29-04131605

Compounds	Source Std. mg/m ³	Dilution Factors:					Working STD Conc.(ng/L):									
		5	50	250	1000	5000	0.050	0.100	0.250	0.025	0.500	1	20	4	200	200
		200ng/L	20ng/L	4ng/L	1ng/L	0.2ng/L	0.01ng	0.02ng	0.05ng	0.1ng	0.5ng	1ng	2.5ng	10ng	20ng	50ng
Propene	1.03	206	20.6	4.12	1.03	0.206	0.0103	0.0206	0.0515	0.103	0.515	1.03	2.575	10.30	20.6	51.5
Dichlorodifluoromethane	1.00	200	20.0	4.00	1.00	0.200	0.0100	0.0200	0.0500	0.100	0.500	1.00	2.500	10.00	20.0	50.0
Chloromethane	0.98	196	19.6	3.92	0.98	0.196	0.0098	0.0196	0.0490	0.098	0.490	0.98	2.450	9.80	19.6	49.0
Freon-114	1.03	206	20.6	4.12	1.03	0.206	0.0103	0.0206	0.0515	0.103	0.515	1.03	2.575	10.30	20.6	51.5
1,3-Butadiene	1.06	212	21.2	4.24	1.06	0.212	0.0106	0.0212	0.0530	0.106	0.530	1.06	2.650	10.60	21.2	53.0
Bromomethane	1.00	200	20.0	4.00	1.00	0.200	0.0100	0.0200	0.0500	0.100	0.500	1.00	2.500	10.00	20.0	50.0
Chloroethane	1.01	202	20.2	4.04	1.01	0.202	0.0101	0.0202	0.0505	0.101	0.505	1.01	2.525	10.10	20.2	50.5
Ethanol	5.06	1012	101.2	20.24	5.06	1.012	0.0506	0.1012	0.2530	0.506	2.530	5.06	12.650	50.60	101.2	253.0
Acetonitrile	1.02	204	20.4	4.08	1.02	0.204	0.0102	0.0204	0.0510	0.102	0.510	1.02	2.550	10.20	20.4	51.0
Acrolein	1.07	214	21.4	4.28	1.07	0.214	0.0107	0.0214	0.0535	0.107	0.535	1.07	2.675	10.70	21.4	53.5
Acetone	5.37	1074	107.4	21.48	5.37	1.074	0.0537	0.1074	0.2685	0.537	2.685	5.37	13.425	53.70	107.4	268.5
Trichlorofluoromethane	0.99	198	19.8	3.96	0.99	0.198	0.0099	0.0198	0.0495	0.099	0.495	0.99	2.475	9.90	19.8	49.5
Isopropanol	2.09	418	41.8	8.36	2.09	0.418	0.0209	0.0418	0.1045	0.209	1.045	2.09	5.225	20.90	41.8	104.5
Acrylonitrile	1.03	206	20.6	4.12	1.03	0.206	0.0103	0.0206	0.0515	0.103	0.515	1.03	2.575	10.30	20.6	51.5
1,1-Dichloroethene	1.07	214	21.4	4.28	1.07	0.214	0.0107	0.0214	0.0535	0.107	0.535	1.07	2.675	10.70	21.4	53.5
tert-Butanol	2.09	418	41.8	8.36	2.09	0.418	0.0209	0.0418	0.1045	0.209	1.045	2.09	5.225	20.90	41.8	104.5
Methylene Chloride	1.08	216	21.6	4.32	1.08	0.216	0.0108	0.0216	0.0540	0.108	0.540	1.08	2.700	10.80	21.6	54.0
Allyl Chloride	1.08	216	21.6	4.32	1.08	0.216	0.0108	0.0216	0.0540	0.108	0.540	1.08	2.700	10.80	21.6	54.0
Trichlorotrifluoroethane	1.08	216	21.6	4.32	1.08	0.216	0.0108	0.0216	0.0540	0.108	0.540	1.08	2.700	10.80	21.6	54.0
Carbon Disulfide	0.98	196	19.6	3.92	0.98	0.196	0.0098	0.0196	0.0490	0.098	0.490	0.98	2.450	9.80	19.6	49.0
trans-1,2-Dichloroethene	1.06	212	21.2	4.24	1.06	0.212	0.0106	0.0212	0.0530	0.106	0.530	1.06	2.650	10.60	21.2	53.0
1,1-Dichloroethane	1.04	208	20.8	4.16	1.04	0.208	0.0104	0.0208	0.0520	0.104	0.520	1.04	2.600	10.40	20.8	52.0
Methyl tert-Butyl Ether	1.05	210	21.0	4.20	1.05	0.210	0.0105	0.0210	0.0525	0.105	0.525	1.05	2.625	10.50	21.0	52.5
Vinyl Acetate	5.07	1014	101.4	20.28	5.07	1.014	0.0507	0.1014	0.2535	0.507	2.535	5.07	12.675	50.70	101.4	253.5
2-Butanone	1.07	214	21.4	4.28	1.07	0.214	0.0107	0.0214	0.0535	0.107	0.535	1.07	2.675	10.70	21.4	53.5
cis-1,2-Dichloroethene	1.07	214	21.4	4.28	1.07	0.214	0.0107	0.0214	0.0535	0.107	0.535	1.07	2.675	10.70	21.4	53.5
Diisopropyl Ether	1.08	216	21.6	4.32	1.08	0.216	0.0108	0.0216	0.0540	0.108	0.540	1.08	2.700	10.80	21.6	54.0
Ethyl Acetate	2.12	424	42.4	8.48	2.12	0.424	0.0212	0.0424	0.1060	0.212	1.060	2.12	5.300	21.20	42.4	106.0
n-Hexane	1.04	208	20.8	4.16	1.04	0.208	0.0104	0.0208	0.0520	0.104	0.520	1.04	2.600	10.40	20.8	52.0
Chloroform	1.07	214	21.4	4.28	1.07	0.214	0.0107	0.0214	0.0535	0.107	0.535	1.07	2.675	10.70	21.4	53.5
Tetrahydrofuran	1.02	204	20.4	4.08	1.02	0.204	0.0102	0.0204	0.0510	0.102	0.510	1.02	2.550	10.20	20.4	51.0
Ethyl tert-Butyl Ether	1.05	210	21.0	4.20	1.05	0.210	0.0105	0.0210	0.0525	0.105	0.525	1.05	2.625	10.50	21.0	52.5
1,2-Dichloroethane	1.05	210	21.0	4.20	1.05	0.210	0.0105	0.0210	0.0525	0.105	0.525	1.05	2.625	10.50	21.0	52.5
1,1,1-Trichloroethane	1.03	206	20.6	4.12	1.03	0.206	0.0103	0.0206	0.0515	0.103	0.515	1.03	2.575	10.30	20.6	51.5
Isopropyl Acetate	2.21	442	44.2	8.84	2.21	0.442	0.0221	0.0442	0.1105	0.221	1.105	2.21	5.525	22.10	44.2	110.5
1-Butanol	2.26	452	45.2	9.04	2.26	0.452	0.0226	0.0452	0.1130	0.226	1.130	2.26	5.650	22.60	45.2	113.0
Benzene	1.11	222	22.2	4.44	1.11	0.222	0.0111	0.0222	0.0555	0.111	0.555	1.11	2.775	11.10	22.2	55.5
Carbon Tetrachloride	1.08	216	21.6	4.32	1.08	0.216	0.0108	0.0216	0.0540	0.108	0.540	1.08	2.700	10.80	21.6	54.0
Cyclohexane	2.09	418	41.8	8.36	2.09	0.418	0.0209	0.0418	0.1045	0.209	1.045	2.09	5.225	20.90	41.8	104.5
tert-Amyl Methyl Ether	1.04	208	20.8	4.16	1.04	0.208	0.0104	0.0208	0.0520	0.104	0.520	1.04	2.600	10.40	20.8	52.0
1,2-Dichloropropane	1.05	210	21.0	4.20	1.05	0.210	0.0105	0.0210	0.0525	0.105	0.525	1.05	2.625	10.50	21.0	52.5
Bromodichloromethane	1.07	214	21.4	4.28	1.07	0.214	0.0107	0.0214	0.0535	0.107	0.535	1.07	2.675	10.70	21.4	53.5
Trichloroethene	1.03	206	20.6	4.12	1.03	0.206	0.0103	0.0206	0.0515	0.103	0.515	1.03	2.575	10.30	20.6	51.5
1,4-Dioxane	1.08	216	21.6	4.32	1.08	0.216	0.0108	0.0216	0.0540	0.108	0.540	1.08	2.700	10.80	21.6	54.0
Isocane	1.03	206	20.6	4.12	1.03	0.206	0.0103	0.0206	0.0515	0.103	0.515	1.03	2.575	10.30	20.6	51.5
Methyl Methacrylate	2.08	416	41.6	8.32	2.08	0.416	0.0208	0.0416	0.1040	0.208	1.040	2.08	5.200	20.80	41.6	104.0
n-Heptane	1.07	214	21.4	4.28	1.07	0.214	0.0107	0.0214	0.0535	0.107	0.535	1.07	2.675	10.70	21.4	53.5

Primary Source Standards Concentrations (Working & Initial Calibration)

0.2ng/L Std. ID: S29-04251604
 1ng/L Std. ID: S29-04251603
 4ng/L Std. ID: S29-04251601

20ng/L Std. ID: S29-04131605
 200ng/L Std. ID: S29-04131605

Compounds	Source Std. mg/m ³	Dilution Factors:					Primary Working Standards										Working STD Conc.(ng/L):
		5	20	50	250	1000	5000	0.2ng/L	1ng/L	4ng/L	20ng/L	100ng/L	250ng/L	1000ng/L	5000ng/L		
4-Methyl-2-pentanone	1.08	216	21.6	4.32	1.08	0.216	0.050	0.100	0.250	0.025	0.500	0.050	0.625	0.050	0.100	0.250	
trans-1,3-Dichloropropene	1.07	214	21.4	4.28	1.07	0.214	0.0108	0.0216	0.0540	0.108	0.540	0.108	2.700	10.80	21.6	54.0	
1,1,2-Trichloroethane	1.05	210	21.0	4.20	1.05	0.210	0.0107	0.0214	0.0535	0.107	0.535	0.107	2.675	10.70	21.4	53.5	
Toluene	1.05	210	21.0	4.20	1.05	0.210	0.0105	0.0210	0.0525	0.105	0.525	0.105	2.625	10.50	21.0	52.5	
2-Hexanone	1.11	222	22.2	4.44	1.11	0.222	0.0111	0.0222	0.0555	0.111	0.555	0.111	2.775	11.10	22.2	55.5	
Dibromochloromethane	1.10	220	22.0	4.40	1.10	0.220	0.0110	0.0220	0.0550	0.110	0.550	0.110	2.750	11.00	22.0	55.0	
1,2-Dibromoethane	1.07	214	21.4	4.28	1.07	0.214	0.0107	0.0214	0.0535	0.107	0.535	0.107	2.675	10.70	21.4	53.5	
n-Butyl Acetate	1.11	222	22.2	4.44	1.11	0.222	0.0111	0.0222	0.0555	0.111	0.555	0.111	2.775	11.10	22.2	55.5	
n-Octane	1.03	206	20.6	4.12	1.03	0.206	0.0103	0.0206	0.0515	0.103	0.515	0.103	2.575	10.30	20.6	51.5	
Tetrachloroethene	0.99	198	19.8	3.96	0.99	0.198	0.0099	0.0198	0.0495	0.099	0.495	0.099	2.475	9.90	19.8	49.5	
Chlorobenzene	1.07	214	21.4	4.28	1.07	0.214	0.0107	0.0214	0.0535	0.107	0.535	0.107	2.675	10.70	21.4	53.5	
Ethylbenzene	1.05	210	21.0	4.20	1.05	0.210	0.0105	0.0210	0.0525	0.105	0.525	0.105	2.625	10.50	21.0	52.5	
m- <i>p</i> -Xylene	2.08	416	41.6	8.32	2.08	0.416	0.0208	0.0416	0.1040	0.208	1.040	0.208	5.200	20.80	41.6	104.0	
Bromoform	1.07	214	21.4	4.28	1.07	0.214	0.0107	0.0214	0.0535	0.107	0.535	0.107	2.675	10.70	21.4	53.5	
Styrene	1.08	216	21.6	4.32	1.08	0.216	0.0108	0.0216	0.0540	0.108	0.540	0.108	2.700	10.80	21.6	54.0	
o-Xylene	1.02	204	20.4	4.08	1.02	0.204	0.0102	0.0204	0.0510	0.102	0.510	0.102	2.550	10.20	20.4	51.0	
n-Nonane	1.01	202	20.2	4.04	1.01	0.202	0.0101	0.0202	0.0505	0.101	0.505	0.101	2.525	10.10	20.2	50.5	
1,1,2,2-Tetrachloroethane	1.00	200	20.0	4.00	1.00	0.200	0.0100	0.0200	0.0500	0.100	0.500	0.100	2.500	10.00	20.0	50.0	
Cumene	1.01	202	20.2	4.04	1.01	0.202	0.0101	0.0202	0.0505	0.101	0.505	0.101	2.525	10.10	20.2	50.5	
alpha-Pinene	1.03	206	20.6	4.12	1.03	0.206	0.0103	0.0206	0.0515	0.103	0.515	0.103	2.575	10.30	20.6	51.5	
n-Propyltoluene	1.00	200	20.0	4.00	1.00	0.200	0.0100	0.0200	0.0500	0.100	0.500	0.100	2.500	10.00	20.0	50.0	
3-Ethyltoluene	1.04	208	20.8	4.16	1.04	0.208	0.0104	0.0208	0.0520	0.104	0.520	0.104	2.600	10.40	20.8	52.0	
4-Ethyltoluene	1.05	210	21.0	4.20	1.05	0.210	0.0105	0.0210	0.0525	0.105	0.525	0.105	2.625	10.50	21.0	52.5	
1,3,5-Trimethylbenzene	1.04	208	20.8	4.16	1.04	0.208	0.0104	0.0208	0.0520	0.104	0.520	0.104	2.600	10.40	20.8	52.0	
alpha-Methylstyrene	1.03	206	20.6	4.12	1.03	0.206	0.0103	0.0206	0.0515	0.103	0.515	0.103	2.575	10.30	20.6	51.5	
2-Ethyltoluene	1.04	208	20.8	4.16	1.04	0.208	0.0104	0.0208	0.0520	0.104	0.520	0.104	2.600	10.40	20.8	52.0	
1,2,4-Trimethylbenzene	1.04	208	20.8	4.16	1.04	0.208	0.0104	0.0208	0.0520	0.104	0.520	0.104	2.600	10.40	20.8	52.0	
n-Decane	1.01	202	20.2	4.04	1.01	0.202	0.0101	0.0202	0.0505	0.101	0.505	0.101	2.525	10.10	20.2	50.5	
Benzyl Chloride	1.08	216	21.6	4.32	1.08	0.216	0.0108	0.0216	0.0540	0.108	0.540	0.108	2.700	10.80	21.6	54.0	
1,3-Dichlorobenzene	1.08	216	21.6	4.32	1.08	0.216	0.0108	0.0216	0.0540	0.108	0.540	0.108	2.700	10.80	21.6	54.0	
1,4-Dichlorobenzene	1.05	210	21.0	4.20	1.05	0.210	0.0105	0.0210	0.0525	0.105	0.525	0.105	2.625	10.50	21.0	52.5	
sec-Butylbenzene	1.06	212	21.2	4.24	1.06	0.212	0.0106	0.0212	0.0530	0.106	0.530	0.106	2.650	10.60	21.2	53.0	
p-Isopropyltoluene	1.00	200	20.0	4.00	1.00	0.200	0.0100	0.0200	0.0500	0.100	0.500	0.100	2.500	10.00	20.0	50.0	
1,2,3-Trimethylbenzene	1.04	208	20.8	4.16	1.04	0.208	0.0104	0.0208	0.0520	0.104	0.520	0.104	2.600	10.40	20.8	52.0	
1,2-Dichlorobenzene	1.07	214	21.4	4.28	1.07	0.214	0.0107	0.0214	0.0535	0.107	0.535	0.107	2.675	10.70	21.4	53.5	
d-Limonene	1.04	208	20.8	4.16	1.04	0.208	0.0104	0.0208	0.0520	0.104	0.520	0.104	2.600	10.40	20.8	52.0	
1,2-Dibromo-3-chloropropane	1.04	208	20.8	4.16	1.04	0.208	0.0104	0.0208	0.0520	0.104	0.520	0.104	2.600	10.40	20.8	52.0	
n-Undecane	1.01	202	20.2	4.04	1.01	0.202	0.0101	0.0202	0.0505	0.101	0.505	0.101	2.525	10.10	20.2	50.5	
1,2,4-Trichlorobenzene	1.04	208	20.8	4.16	1.04	0.208	0.0104	0.0208	0.0520	0.104	0.520	0.104	2.600	10.40	20.8	52.0	
Naphthalene	1.00	200	20.0	4.00	1.00	0.200	0.0100	0.0200	0.0500	0.100	0.500	0.100	2.500	10.00	20.0	50.0	
n-Dodecane	1.04	208	20.8	4.16	1.04	0.208	0.0104	0.0208	0.0520	0.104	0.520	0.104	2.600	10.40	20.8	52.0	
Hexachloro-1,3-butadiene	1.07	214	21.4	4.28	1.07	0.214	0.0107	0.0214	0.0535	0.107	0.535	0.107	2.675	10.70	21.4	53.5	
Methacrylonitrile	1.03	206	20.6	4.12	1.03	0.206	0.0103	0.0206	0.0515	0.103	0.515	0.103	2.575	10.30	20.6	51.5	
Cyclohexanone	1.12	224	22.4	4.48	1.12	0.224	0.0112	0.0224	0.0560	0.112	0.560	0.112	2.800	11.20	22.4	56.0	
tert-Butylbenzene	1.05	210	21.0	4.20	1.05	0.210	0.0105	0.0210	0.0525	0.105	0.525	0.105	2.625	10.50	21.0	52.5	
n-Butylbenzene	1.08	216	21.6	4.32	1.08	0.216	0.0108	0.0216	0.0540	0.108	0.540	0.108	2.700	10.80	21.6	54.0	

Method : I:\MS19\METHODS\S19042716.M (RTE Integrator)
 Title : EPA TO-15 per SOP VOA-TO15 (CASS TO-15/GC-MS)
 Last Update : Wed Apr 27 11:03:51 2016
 Response via : Initial Calibration

#	ID	Conc	ISTD Conc	Path\File	CL 4/27/16
1	10	10	1000	I:\MS19\DATA\2016_04\26\04261607.D	
2	20	20	1000	I:\MS19\DATA\2016_04\26\04261608.D	
3	50	50	1000	I:\MS19\DATA\2016_04\26\04261609.D	
4	100	100	1000	I:\MS19\DATA\2016_04\26\04261610.D	
5	500	500	1000	I:\MS19\DATA\2016_04\26\04261611.D	
6	1000	1000	1000	I:\MS19\DATA\2016_04\26\04261612.D	
7	2000	2000	1000	I:\MS19\DATA\2016_04\26\04261613.D	
8	5000	5000	1000	I:\MS19\DATA\2016_04\26\04261614.D	
9	10K	10000	1000	I:\MS19\DATA\2016_04\26\04261615.D	
10	50K	50000	1000	I:\MS19\DATA\2016_04\26\04261619.D	

#	ID	Update Time				Quant Time				Acquisition Time			
1	10	Apr	27	10:57	2016	Apr	27	08:09	2016	26	Apr	2016	12:42
2	20	Apr	27	10:58	2016	Apr	27	08:13	2016	26	Apr	2016	14:07
3	50	Apr	27	10:58	2016	Apr	27	08:16	2016	26	Apr	2016	14:39
4	100	Apr	27	10:58	2016	Apr	27	07:43	2016	26	Apr	2016	15:10
5	500	Apr	27	10:58	2016	Apr	27	08:23	2016	26	Apr	2016	15:42
6	1000	Apr	27	10:58	2016	Apr	27	08:46	2016	26	Apr	2016	16:13
7	2000	Apr	27	10:58	2016	Apr	27	08:53	2016	26	Apr	2016	16:45
8	5000	Apr	27	10:58	2016	Apr	27	08:56	2016	26	Apr	2016	17:16
9	10K	Apr	27	10:58	2016	Apr	27	09:02	2016	26	Apr	2016	17:48
10	50K	Apr	27	11:03	2016	Apr	27	10:56	2016	27	Apr	2016	10:14

S19042716.M

Wed Apr 27 11:32:45 2016

Data File : I:\MS19\DATA\2016 04\26\04261607.D
 Acq On : 26 Apr 2016 12:42
 Sample : 10pg TO15SIM ICAL STD
 Misc : S29-04191602/S29-04251604 (5/24)

Vial: 14
 Operator: CL
 Inst : MS19

Quant Time: Apr 27 08:09:08 2016
 Quant Method : I:\MS19\METHODS\S19042716.M
 Quant Title : EPA TO-15 per SOP VOA-TO15 (CASS TO-15/GC-MS)
 QLast Update : Wed Apr 27 07:42:07 2016
 Response via : Initial Calibration
 DataAcq Meth:TO15SIM.M

CL 4/27/16

Internal Standards	R.T.	QIon	Response	Conc	Units	Dev (Min)
1) Bromochloromethane (IS1)	9.77	130	18154	1000.000	pg	0.02
25) 1,4-Difluorobenzene (IS2)	11.71	114	84895	1000.000	pg	0.00
38) Chlorobenzene-d5 (IS3)	16.05	54	19150	1000.000	pg	0.00

System Monitoring Compounds

20) 1,2-Dichloroethane-d4 ...	10.54	65	40662	1334.380	pg	0.01
Spiked Amount 1000.000	Range 70 - 130		Recovery =	133.44%#		
33) Toluene-d8 (SS2)	14.15	98	95777	1234.168	pg	0.00
Spiked Amount 1000.000	Range 70 - 130		Recovery =	123.42%		
45) Bromofluorobenzene (SS3)	17.55	174	43340	991.993	pg	0.00
Spiked Amount 1000.000	Range 70 - 130		Recovery =	99.20%		

Target Compounds

						Qvalue
2) Dichlorodifluoromethan...	4.44	85	647	12.387	pg	97
3) Chloromethane	4.67	52	283	23.127	pg	# 89
4) 1,2-Dichloro,1,1,2,2-t...	4.82	85	731	14.491	pg	99
5) Vinyl Chloride	4.97	62	584m	14.389	pg	
6) 1,3-Butadiene	5.18	54	197	8.400	pg	# 44
7) Bromomethane	5.49	94	256	12.967	pg	92
8) Chloroethane	5.72	64	150	11.654	pg	# 42
9) Acrolein	6.35	56	197m	22.793	pg	
10) Acetone	6.45	58	2517	181.333	pg	# 84
11) Trichlorofluoromethane	6.62	101	451	11.723	pg	98
12) 1,1-Dichloroethene	7.36	96	243	11.962	pg	95
13) Methylene Chloride	7.49	84	713	31.984	pg	94
14) Trichlorotrifluoroethane	7.81	151	245	12.042	pg	94
15) trans-1,2-Dichloroethene	8.53	96	262	11.807	pg	95
16) 1,1-Dichloroethane	8.73	63	493	13.972	pg	99
17) Methyl tert-Butyl Ether	8.82	73	585	10.781	pg	97
18) cis-1,2-Dichloroethene	9.60	96	271	11.870	pg	# 37
19) Chloroform	9.89	83	1667	40.704	pg	100
21) 1,2-Dichloroethane	10.65	62	364	13.046	pg	71
22) 1,1,1-Trichloroethane	10.91	97	468	12.917	pg	97
23) Benzene	11.37	78	1976	24.451	pg	99
24) Carbon Tetrachloride	11.51	117	433	13.767	pg	97
26) 1,2-Dichloropropane	12.18	63	261	14.349	pg	96
27) Bromodichloromethane	12.36	83	400	14.355	pg	97
28) Trichloroethene	12.42	130	353	14.656	pg	100
29) 1,4-Dioxane	12.41	88	179	11.957	pg	91
30) cis-1,3-Dichloropropene	13.26	75	333	11.984	pg	98
31) trans-1,3-Dichloropropene	13.78	75	238	9.957	pg	93
32) 1,1,2-Trichloroethane	13.96	83	230	13.661	pg	98
34) Toluene	14.25	91	1381	15.092	pg	99
35) Dibromochloromethane	14.66	129	260	12.193	pg	96
36) 1,2-Dibromoethane	14.92	107	256	11.780	pg	98
37) Tetrachloroethene	15.40	166	256	10.397	pg	98
39) Chlorobenzene	16.10	112	682	8.341	pg	90
40) Ethylbenzene	16.48	91	890	7.021	pg	99
41) m,p-Xylene	16.66	91	1228	12.396	pg	99
42) Styrene	17.02	104	389	5.579	pg	94
43) o-Xylene	17.12	106	308	6.047	pg	90
44) 1,1,2,2-Tetrachloroethane	17.10	83	455	8.768	pg	97
46) 1,3,5-Trimethylbenzene	18.38	105	591	5.763	pg	96
47) 1,2,4-Trimethylbenzene	18.77	105	562	5.336	pg	98
48) 1,3-Dichlorobenzene	18.92	146	425	6.735	pg	99
49) 1,4-Dichlorobenzene	18.99	146	403	6.295	pg	90
50) 1,2-Dichlorobenzene	19.31	146	418	6.678	pg	97
51) 1,2-Dibromo-3-chloropr...	19.72	157	99	5.167	pg	84
52) 1,2,4-Trichlorobenzene	20.95	182	224	6.227	pg	94
53) Naphthalene	21.11	128	769	5.836	pg	# 73

Data File : I:\MS19\DATA\2016 04\26\04261607.D
 Acq On : 26 Apr 2016 12:42
 Sample : 10pg TO15SIM ICAL STD
 Misc : S29-04191602/S29-04251604 (5/24)

Vial: 14
 Operator: CL
 Inst : MS19

Quant Time: Apr 27 08:09:08 2016
 Quant Method : I:\MS19\METHODS\S19042716.M
 Quant Title : EPA TO-15 per SOP VOA-TO15 (CASS TO-15/GC-MS)
 QLast Update : Wed Apr 27 07:42:07 2016
 Response via : Initial Calibration
 DataAcq Meth:TO15SIM.M


Internal Standards	R.T.	QIon	Response	Conc	Units	Dev(Min)
54) Hexachlorobutadiene	21.40	225	171	6.894	pg	99

(#) = qualifier out of range (m) = manual integration (+) = signals summed

Data File : I:\MS19\DATA\2016 04\26\04261607.D
 Acq On : 26 Apr 2016 12:42
 Sample : 10pg TO15SIM ICAL STD
 Misc : S29-04191602/S29-04251604 (5/24)

Vial: 14
 Operator: CL
 Inst : MS19

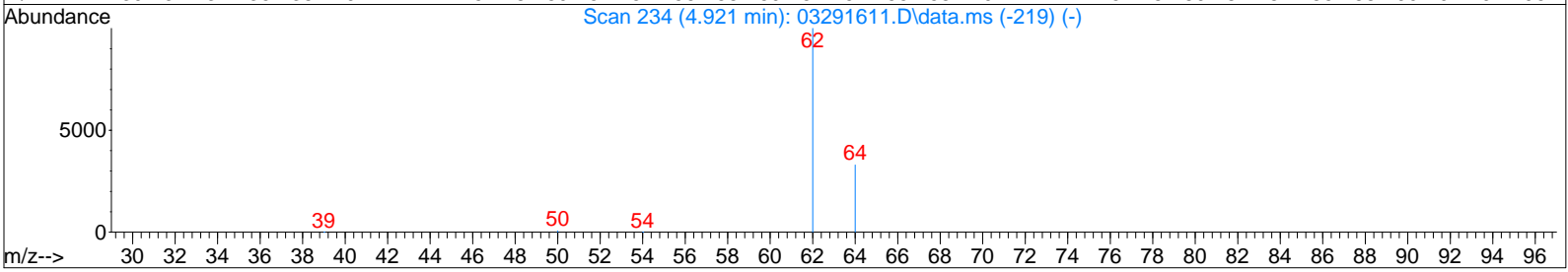
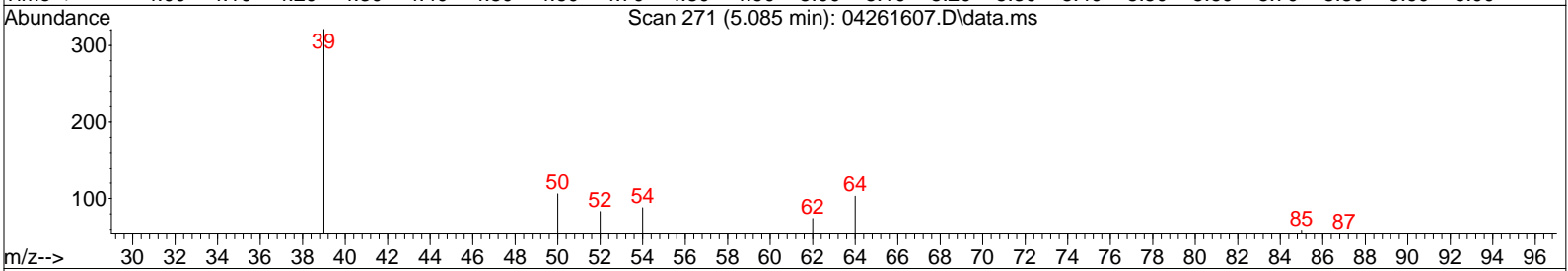
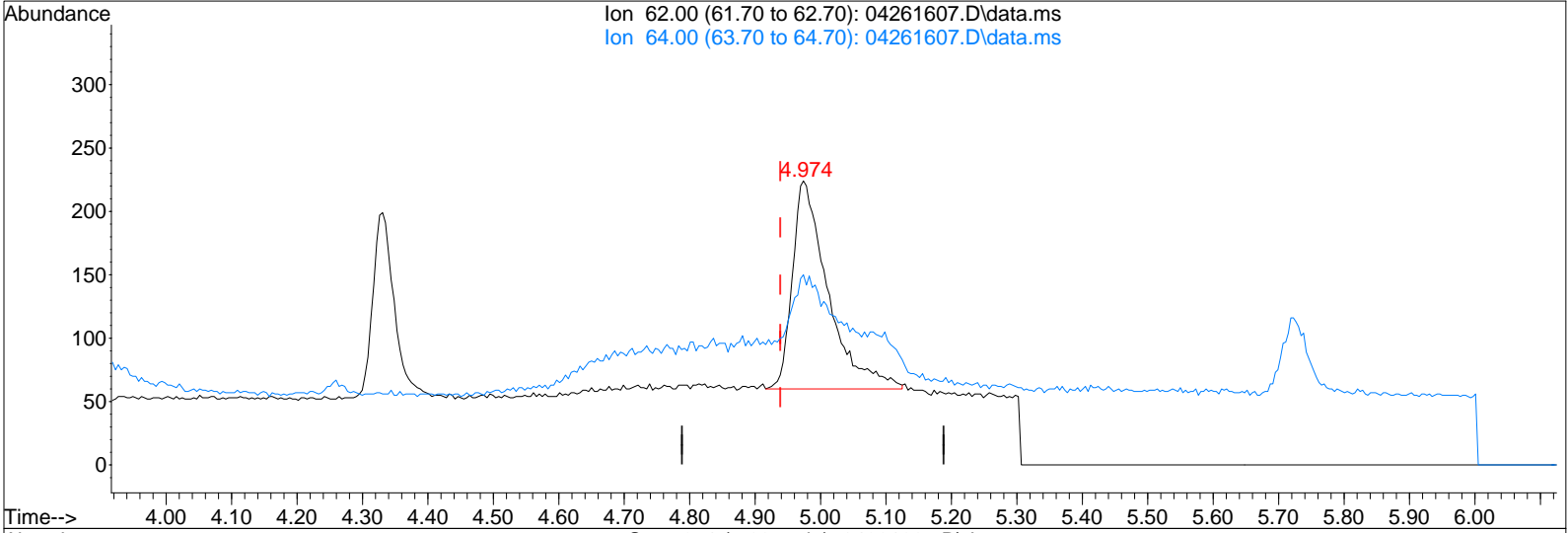
Quant Time: Apr 27 08:09:08 2016
 Quant Method : I:\MS19\METHODS\S19042716.M
 Quant Title : EPA TO-15 per SOP VOA-TO15 (CASS TO-15/GC-MS)
 QLast Update : Wed Apr 27 07:42:07 2016
 Response via : Initial Calibration
 DataAcq Meth:TO15SIM.M



Data File : I:\MS19\DATA\2016 04\26\04261607.D
 Acq On : 26 Apr 2016 12:42
 Sample : 10pg TO15SIM ICAL STD
 Misc : S29-04191602/S29-04251604 (5/24)

Vial: 14
 Operator: CL
 Inst : MS19

Quant Time: Apr 27 07:42:59 2016
 Quant Method : I:\MS19\METHODS\S19042716.M
 Quant Title : EPA TO-15 per SOP VOA-TO15 (CASS TO-15/GC-MS)
 QLast Update : Wed Apr 27 07:42:07 2016
 Response via : Initial Calibration
 DataAcq Meth:TO15SIM.M



TIC: 04261607.D\data.ms

(5) Vinyl Chloride (T)

4.974min (+0.036) 15.28pg

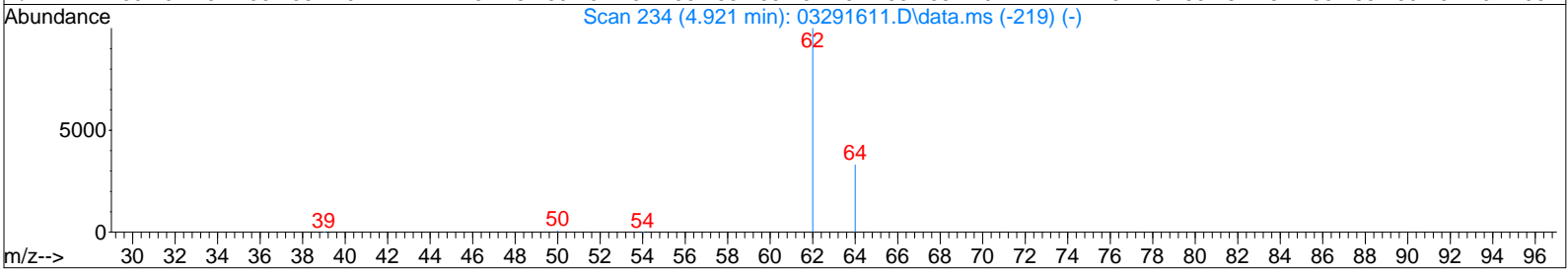
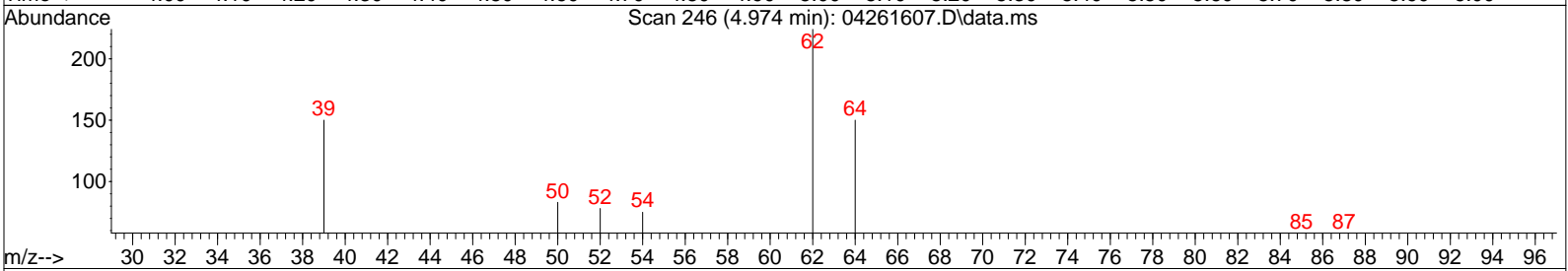
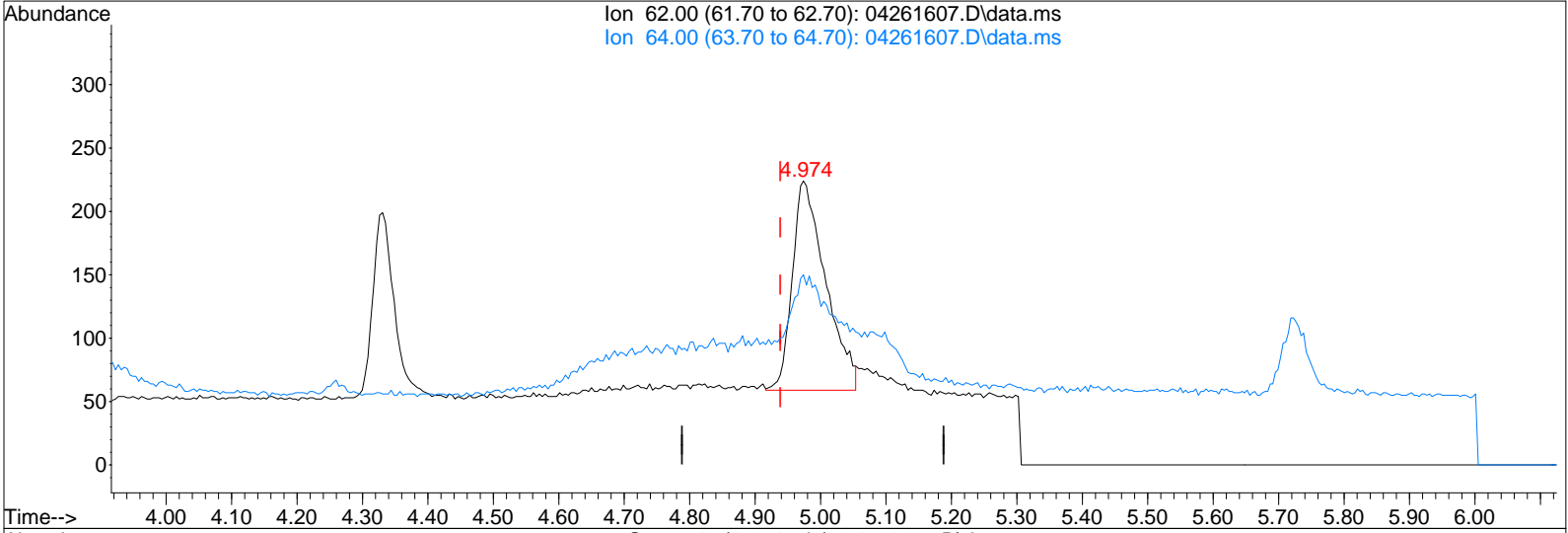
response 620

Ion	Exp%	Act%
62.00	100	100
64.00	32.80	30.97
0.00	0.00	0.00
0.00	0.00	0.00

Data File : I:\MS19\DATA\2016 04\26\04261607.D
 Acq On : 26 Apr 2016 12:42
 Sample : 10pg TO15SIM ICAL STD
 Misc : S29-04191602/S29-04251604 (5/24)

Vial: 14
 Operator: CL
 Inst : MS19

Quant Time: Apr 27 07:42:59 2016
 Quant Method : I:\MS19\METHODS\S19042716.M
 Quant Title : EPA TO-15 per SOP VOA-TO15 (CASS TO-15/GC-MS)
 QLast Update : Wed Apr 27 07:42:07 2016
 Response via : Initial Calibration
 DataAcq Meth:TO15SIM.M



TIC: 04261607.D\data.ms

(5) Vinyl Chloride (T)

4.974min (+0.036) 14.39pg m

response 584

BLC

Ion	Exp%	Act%
62.00	100	100
64.00	32.80	32.88
0.00	0.00	0.00
0.00	0.00	0.00

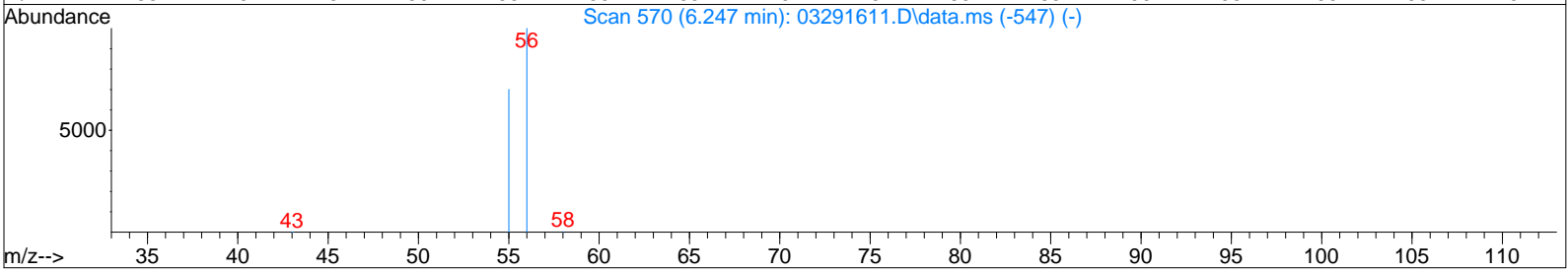
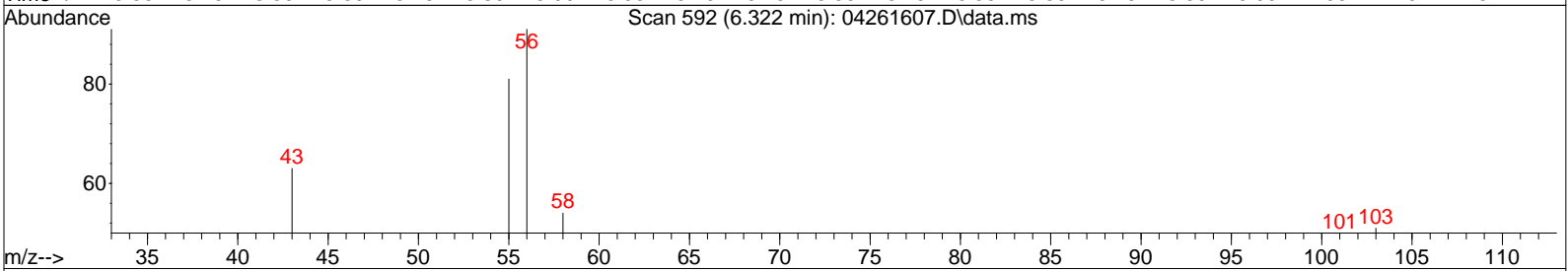
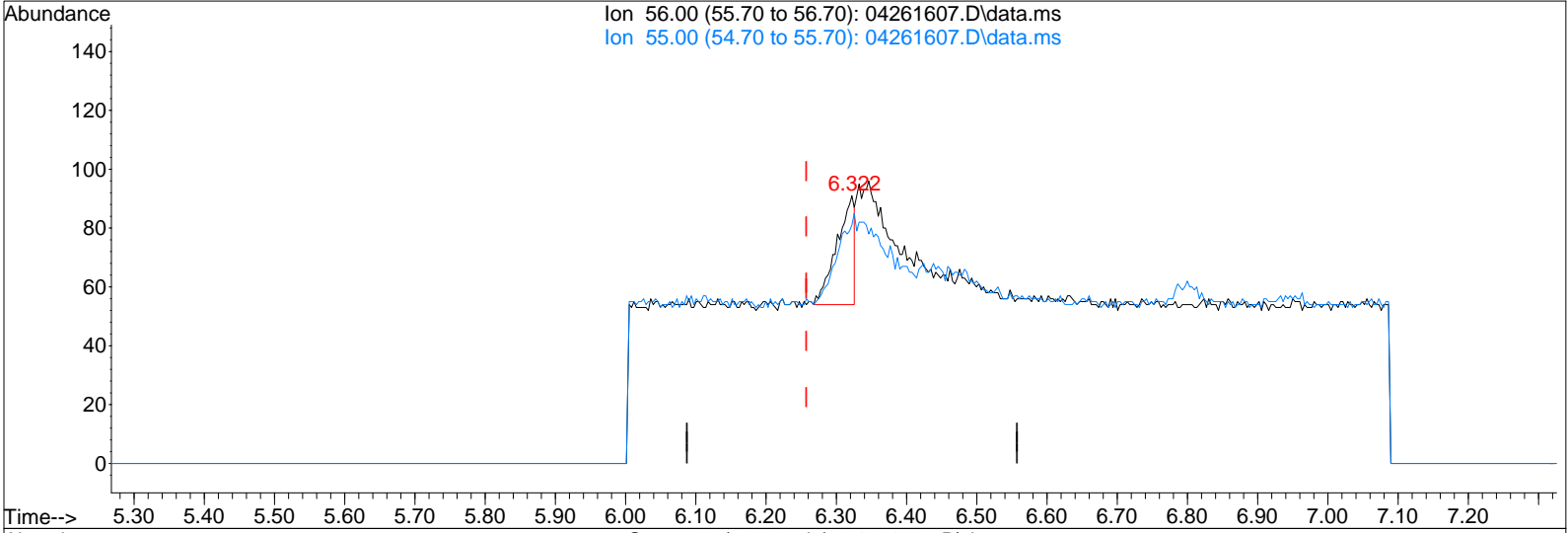
CL 4/27/16

IDA 5/3/16

Data File : I:\MS19\DATA\2016 04\26\04261607.D
 Acq On : 26 Apr 2016 12:42
 Sample : 10pg TO15SIM ICAL STD
 Misc : S29-04191602/S29-04251604 (5/24)

Vial: 14
 Operator: CL
 Inst : MS19

Quant Time: Apr 27 07:42:59 2016
 Quant Method : I:\MS19\METHODS\S19042716.M
 Quant Title : EPA TO-15 per SOP VOA-TO15 (CASS TO-15/GC-MS)
 QLast Update : Wed Apr 27 07:42:07 2016
 Response via : Initial Calibration
 DataAcq Meth:TO15SIM.M



TIC: 04261607.D\data.ms

(9) Acrolein (T)

6.322min (+0.065) 7.52pg

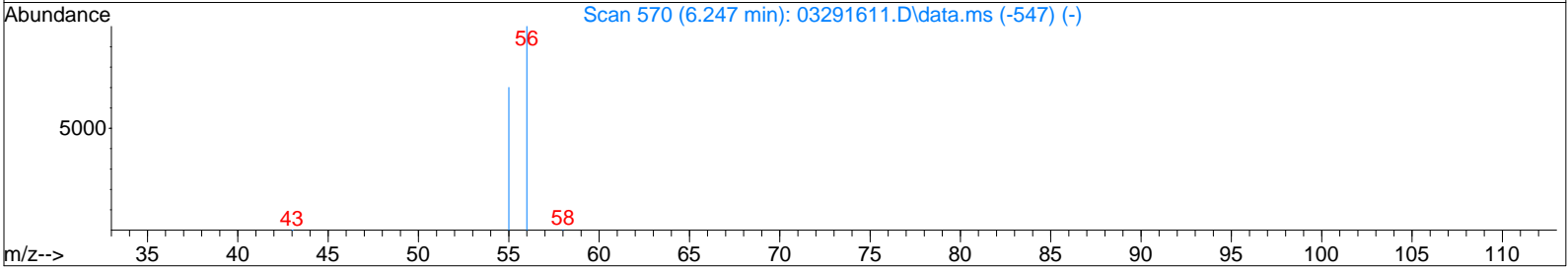
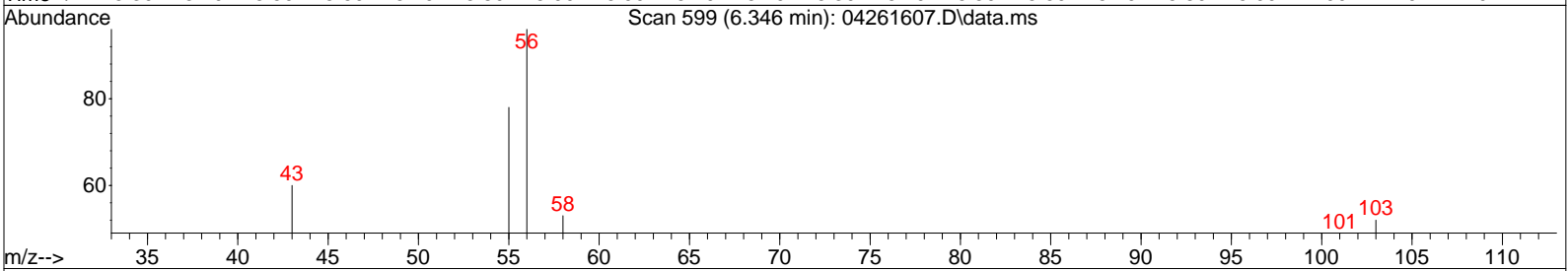
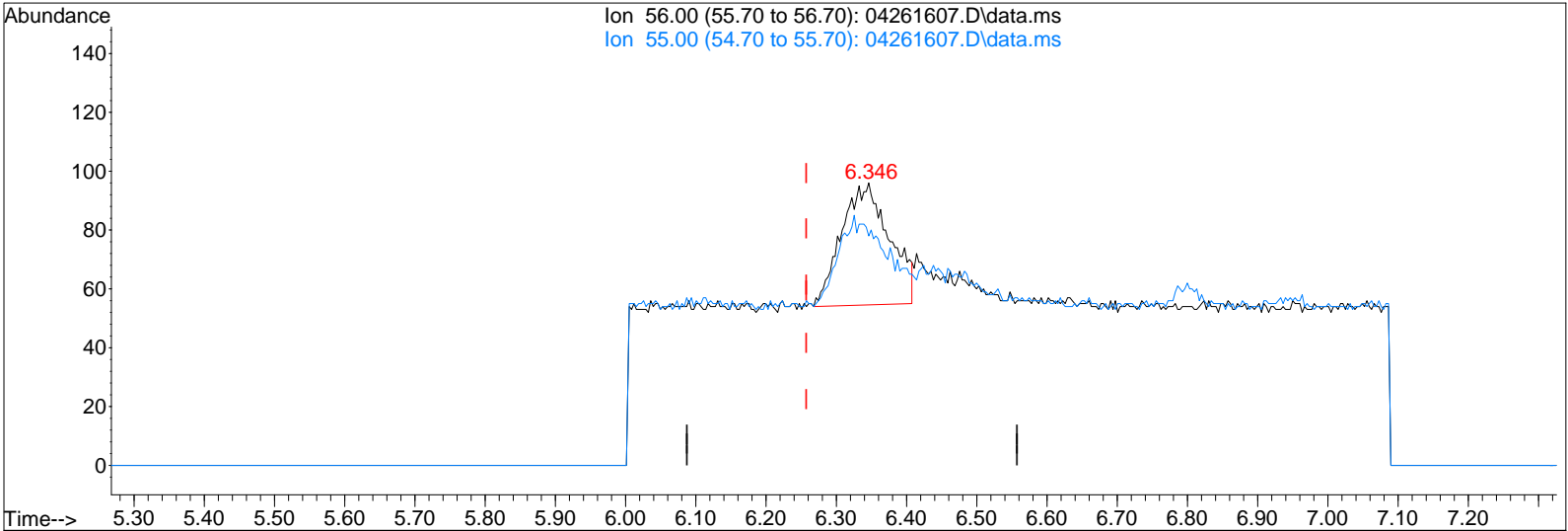
response 65

Ion	Exp%	Act%
56.00	100	100
55.00	67.20	0.00#
0.00	0.00	0.00
0.00	0.00	0.00

Data File : I:\MS19\DATA\2016 04\26\04261607.D
 Acq On : 26 Apr 2016 12:42
 Sample : 10pg TO15SIM ICAL STD
 Misc : S29-04191602/S29-04251604 (5/24)

Vial: 14
 Operator: CL
 Inst : MS19

Quant Time: Apr 27 07:42:59 2016
 Quant Method : I:\MS19\METHODS\S19042716.M
 Quant Title : EPA TO-15 per SOP VOA-TO15 (CASS TO-15/GC-MS)
 QLast Update : Wed Apr 27 07:42:07 2016
 Response via : Initial Calibration
 DataAcq Meth:TO15SIM.M



TIC: 04261607.D\data.ms

(9) Acrolein (T)

6.346min (+0.089) 22.79pg m

BLC

response 197

CL 4/27/16

IDA 5/3/16

Ion	Exp%	Act%
56.00	100	100
55.00	67.20	0.00#
0.00	0.00	0.00
0.00	0.00	0.00

Data File : I:\MS19\DATA\2016 04\26\04261608.D
 Acq On : 26 Apr 2016 14:07
 Sample : 20pg TO15SIM ICAL STD
 Misc : S29-04191602/S29-04251603 (5/24)

Vial: 15
 Operator: CL
 Inst : MS19

Quant Time: Apr 27 08:13:35 2016
 Quant Method : I:\MS19\METHODS\S19042716.M
 Quant Title : EPA TO-15 per SOP VOA-TO15 (CASS TO-15/GC-MS)
 QLast Update : Wed Apr 27 07:42:07 2016
 Response via : Initial Calibration
 DataAcq Meth:TO15SIM.M

CL 4/27/16

Internal Standards	R.T.	QIon	Response	Conc	Units	Dev (Min)
1) Bromochloromethane (IS1)	9.77	130	17831	1000.000	pg	0.02
25) 1,4-Difluorobenzene (IS2)	11.71	114	83158	1000.000	pg	0.00
38) Chlorobenzene-d5 (IS3)	16.05	54	18715	1000.000	pg	0.00

System Monitoring Compounds

20) 1,2-Dichloroethane-d4 ...	10.54	65	40018	1337.035	pg	0.01
Spiked Amount 1000.000	Range 70 - 130		Recovery =	133.70%#		
33) Toluene-d8 (SS2)	14.15	98	93115	1224.928	pg	0.00
Spiked Amount 1000.000	Range 70 - 130		Recovery =	122.49%		
45) Bromofluorobenzene (SS3)	17.55	174	39979	936.333	pg	0.00
Spiked Amount 1000.000	Range 70 - 130		Recovery =	93.63%		

Target Compounds

	R.T.	QIon	Response	Conc	Units	Qvalue
2) Dichlorodifluoromethan...	4.45	85	1501	29.257	pg	100
3) Chloromethane	4.67	52	573	47.673	pg #	80
4) 1,2-Dichloro,1,1,2,2-t...	4.83	85	1731	34.937	pg	99
5) Vinyl Chloride	4.97	62	1242	31.155	pg	86
6) 1,3-Butadiene	5.18	54	576	25.005	pg	93
7) Bromomethane	5.50	94	540	27.848	pg	97
8) Chloroethane	5.72	64	380	30.058	pg	67
9) Acrolein	6.35	56	226m	26.622	pg	
10) Acetone	6.45	58	2309	169.361	pg	98
11) Trichlorofluoromethane	6.62	101	1061	28.078	pg	100
12) 1,1-Dichloroethene	7.36	96	517	25.911	pg	90
13) Methylene Chloride	7.49	84	1080	49.324	pg	100
14) Trichlorotrifluoroethane	7.81	151	549	27.473	pg	99
15) trans-1,2-Dichloroethene	8.54	96	609m	27.943	pg	
16) 1,1-Dichloroethane	8.73	63	1114	32.143	pg	98
17) Methyl tert-Butyl Ether	8.82	73	1371	25.724	pg	100
18) cis-1,2-Dichloroethene	9.60	96	589	26.265	pg	99
19) Chloroform	9.89	83	3342	83.081	pg	100
21) 1,2-Dichloroethane	10.65	62	882	32.185	pg	96
22) 1,1,1-Trichloroethane	10.91	97	1078	30.293	pg	100
23) Benzene	11.37	78	3137	39.520	pg	100
24) Carbon Tetrachloride	11.52	117	1008	32.630	pg	98
26) 1,2-Dichloropropane	12.18	63	612	34.348	pg	98
27) Bromodichloromethane	12.36	83	921	33.743	pg	99
28) Trichloroethene	12.41	130	635	26.914	pg	100
29) 1,4-Dioxane	12.40	88	395	26.938	pg	98
30) cis-1,3-Dichloropropene	13.26	75	751	27.590	pg	96
31) trans-1,3-Dichloropropene	13.78	75	571	24.388	pg	93
32) 1,1,2-Trichloroethane	13.95	83	528	32.016	pg	98
34) Toluene	14.25	91	2581	28.796	pg	99
35) Dibromochloromethane	14.66	129	612	29.300	pg	99
36) 1,2-Dibromoethane	14.93	107	584	27.434	pg	99
37) Tetrachloroethene	15.40	166	588	24.379	pg	99
39) Chlorobenzene	16.10	112	1555	19.459	pg	97
40) Ethylbenzene	16.48	91	2011	16.233	pg	100
41) m,p-Xylene	16.66	91	2808	29.004	pg	100
42) Styrene	17.01	104	876	12.856	pg	99
43) o-Xylene	17.12	106	675	13.560	pg	92
44) 1,1,2,2-Tetrachloroethane	17.09	83	976	19.245	pg	99
46) 1,3,5-Trimethylbenzene	18.38	105	1305	13.021	pg	99
47) 1,2,4-Trimethylbenzene	18.77	105	1233	11.979	pg	100
48) 1,3-Dichlorobenzene	18.92	146	947	15.356	pg	99
49) 1,4-Dichlorobenzene	18.98	146	982	15.697	pg	95
50) 1,2-Dichlorobenzene	19.31	146	931	15.220	pg	98
51) 1,2-Dibromo-3-chloropr...	19.73	157	237	12.656	pg	89
52) 1,2,4-Trichlorobenzene	20.96	182	473	13.454	pg	92
53) Naphthalene	21.10	128	1488	11.556	pg	96

146 of 199

Data File : I:\MS19\DATA\2016 04\26\04261608.D
 Acq On : 26 Apr 2016 14:07
 Sample : 20pg TO15SIM ICAL STD
 Misc : S29-04191602/S29-04251603 (5/24)

Vial: 15
 Operator: CL
 Inst : MS19

Quant Time: Apr 27 08:13:35 2016
 Quant Method : I:\MS19\METHODS\S19042716.M
 Quant Title : EPA TO-15 per SOP VOA-TO15 (CASS TO-15/GC-MS)
 QLast Update : Wed Apr 27 07:42:07 2016
 Response via : Initial Calibration
 DataAcq Meth:TO15SIM.M


Internal Standards	R.T.	QIon	Response	Conc	Units	Dev(Min)
54) Hexachlorobutadiene	21.40	225	392	16.171	pg	99

(#) = qualifier out of range (m) = manual integration (+) = signals summed

Data File : I:\MS19\DATA\2016 04\26\04261608.D
 Acq On : 26 Apr 2016 14:07
 Sample : 20pg TO15SIM ICAL STD
 Misc : S29-04191602/S29-04251603 (5/24)

Vial: 15
 Operator: CL
 Inst : MS19

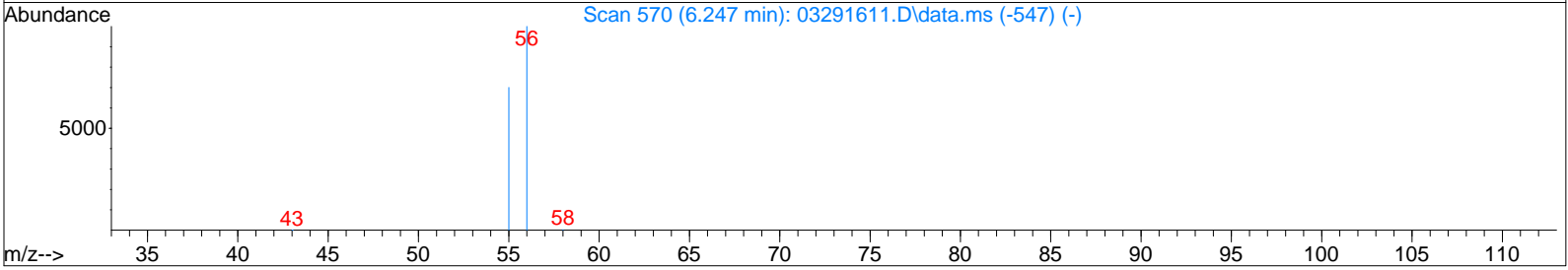
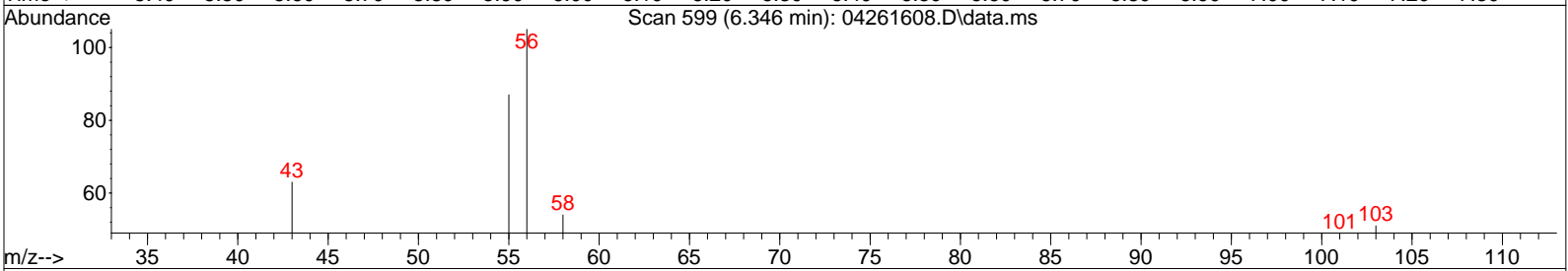
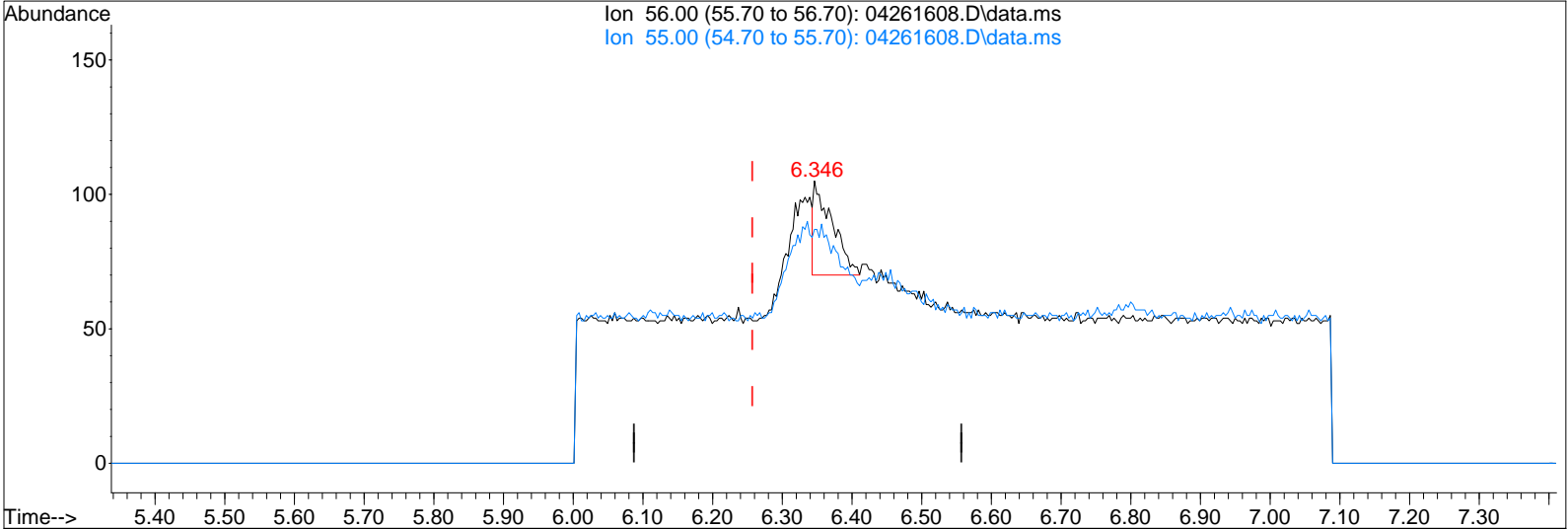
Quant Time: Apr 27 08:13:35 2016
 Quant Method : I:\MS19\METHODS\S19042716.M
 Quant Title : EPA TO-15 per SOP VOA-TO15 (CASS TO-15/GC-MS)
 QLast Update : Wed Apr 27 07:42:07 2016
 Response via : Initial Calibration
 DataAcq Meth:TO15SIM.M



Data File : I:\MS19\DATA\2016 04\26\04261608.D
 Acq On : 26 Apr 2016 14:07
 Sample : 20pg TO15SIM ICAL STD
 Misc : S29-04191602/S29-04251603 (5/24)

Vial: 15
 Operator: CL
 Inst : MS19

Quant Time: Apr 27 07:43:00 2016
 Quant Method : I:\MS19\METHODS\S19042716.M
 Quant Title : EPA TO-15 per SOP VOA-TO15 (CASS TO-15/GC-MS)
 QLast Update : Wed Apr 27 07:42:07 2016
 Response via : Initial Calibration
 DataAcq Meth:TO15SIM.M



TIC: 04261608.D\data.ms

(9) Acrolein (T)

6.346min (+0.089) 7.54pg

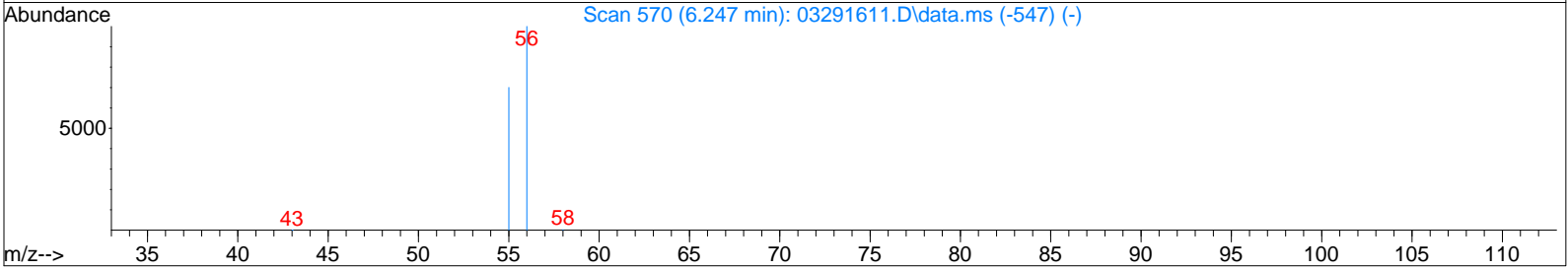
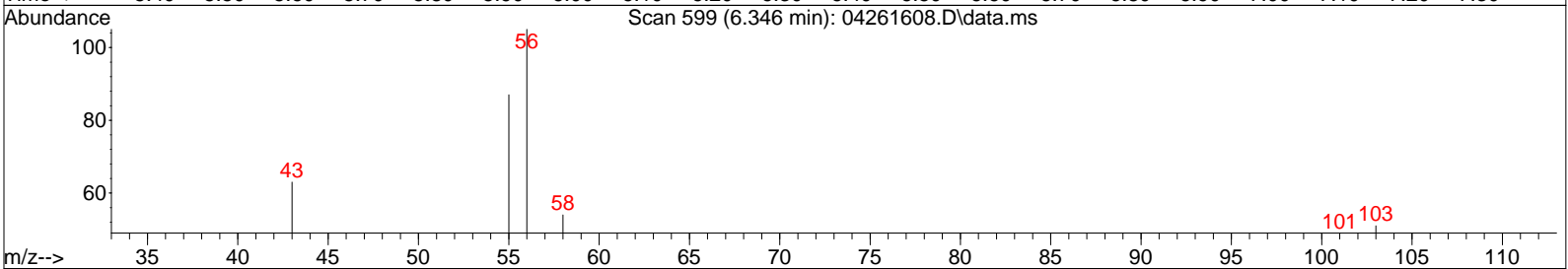
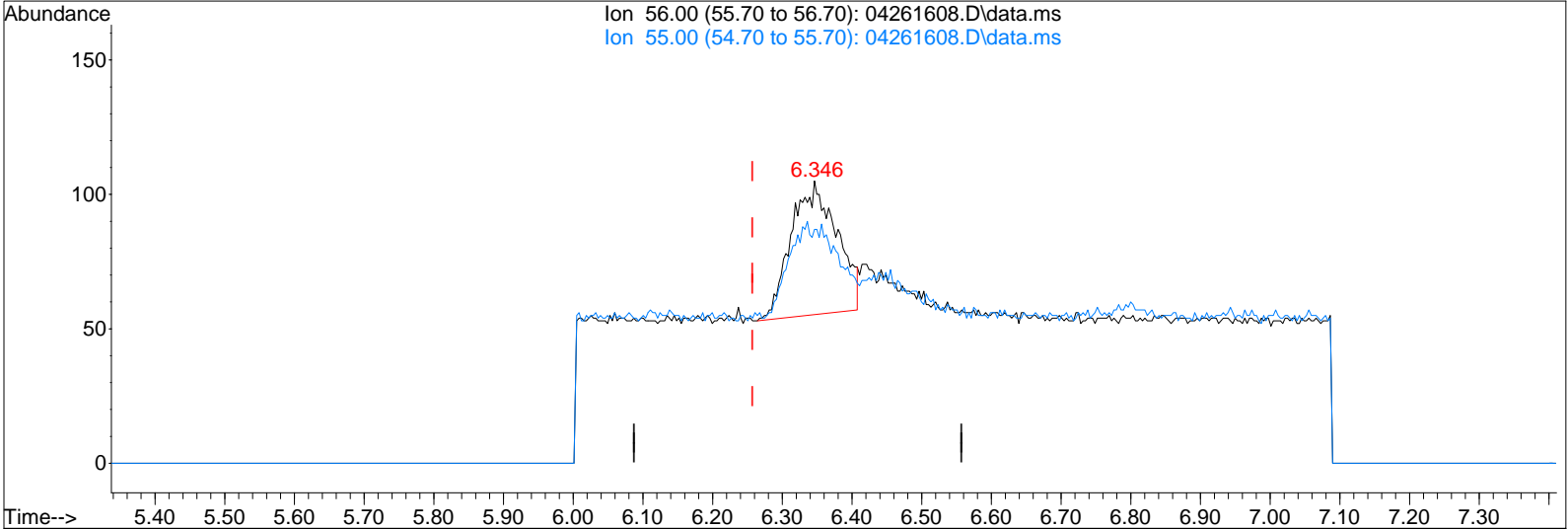
response 64

Ion	Exp%	Act%
56.00	100	100
55.00	67.20	128.13#
0.00	0.00	0.00
0.00	0.00	0.00

Data File : I:\MS19\DATA\2016 04\26\04261608.D
 Acq On : 26 Apr 2016 14:07
 Sample : 20pg TO15SIM ICAL STD
 Misc : S29-04191602/S29-04251603 (5/24)

Vial: 15
 Operator: CL
 Inst : MS19

Quant Time: Apr 27 07:43:00 2016
 Quant Method : I:\MS19\METHODS\S19042716.M
 Quant Title : EPA TO-15 per SOP VOA-TO15 (CASS TO-15/GC-MS)
 QLast Update : Wed Apr 27 07:42:07 2016
 Response via : Initial Calibration
 DataAcq Meth:TO15SIM.M



TIC: 04261608.D\data.ms

(9) Acrolein (T)

6.346min (+0.089) 26.62pg m

BLC

response 226

CL 4/27/16

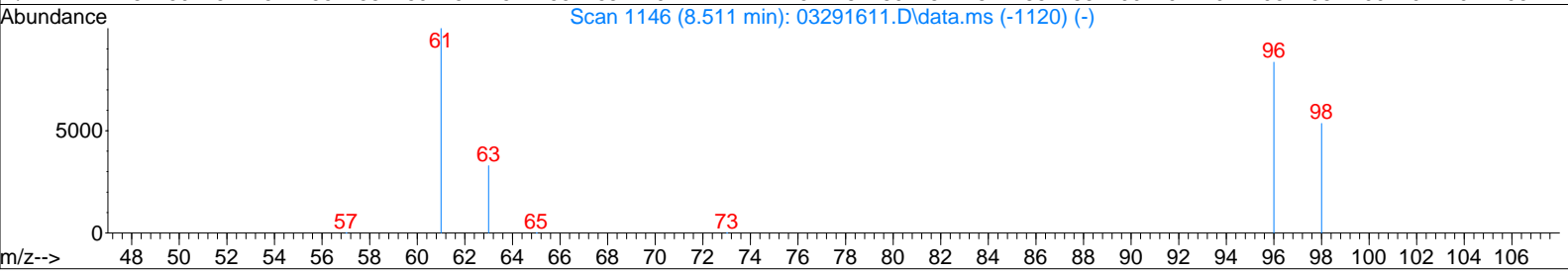
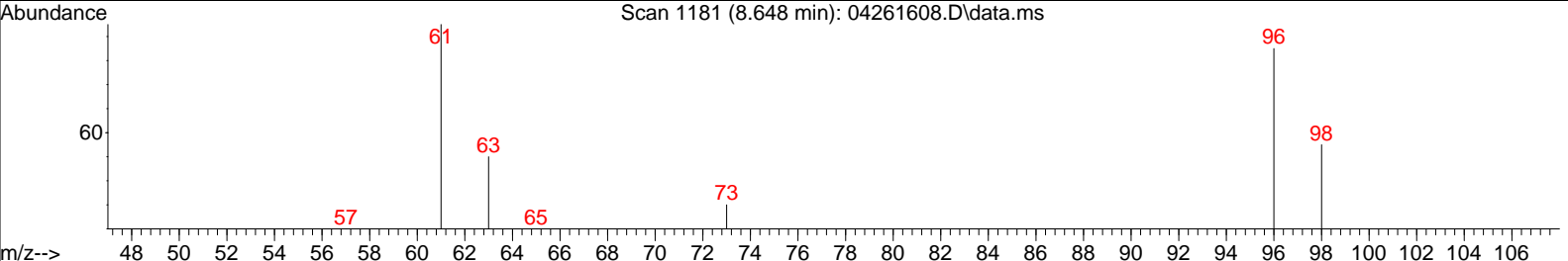
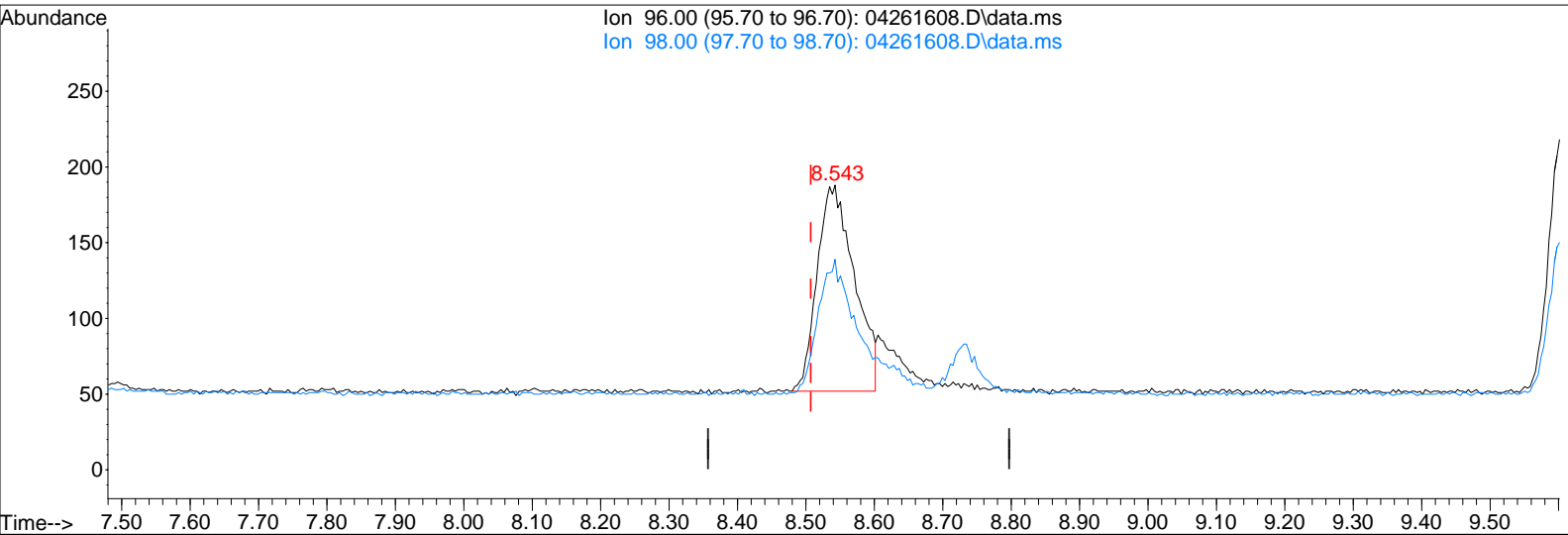
IDA 5/3/16

Ion	Exp%	Act%
56.00	100	100
55.00	67.20	36.28#
0.00	0.00	0.00
0.00	0.00	0.00

Data File : I:\MS19\DATA\2016 04\26\04261608.D
 Acq On : 26 Apr 2016 14:07
 Sample : 20pg TO15SIM ICAL STD
 Misc : S29-04191602/S29-04251603 (5/24)

Vial: 15
 Operator: CL
 Inst : MS19

Quant Time: Apr 27 07:43:00 2016
 Quant Method : I:\MS19\METHODS\S19042716.M
 Quant Title : EPA TO-15 per SOP VOA-TO15 (CASS TO-15/GC-MS)
 QLast Update : Wed Apr 27 07:42:07 2016
 Response via : Initial Calibration
 DataAcq Meth:TO15SIM.M



TIC: 04261608.D\data.ms

(15) trans-1,2-Dichloroethene (T)

8.543min (+0.035) 23.63pg

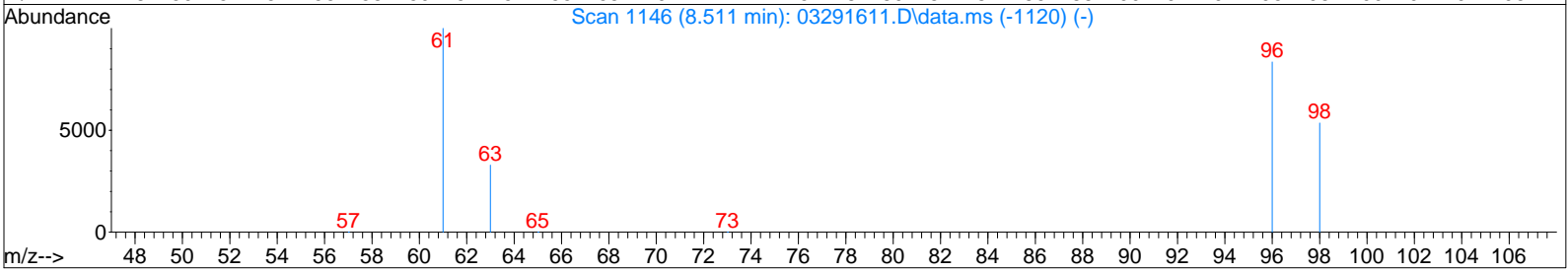
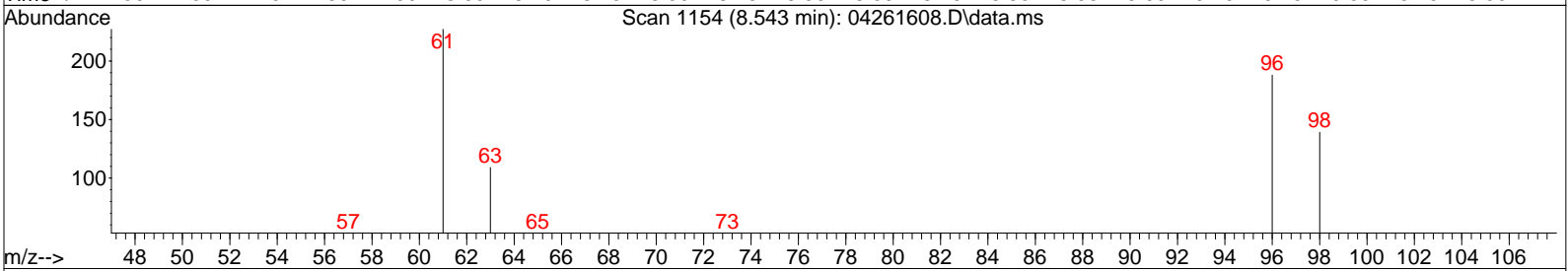
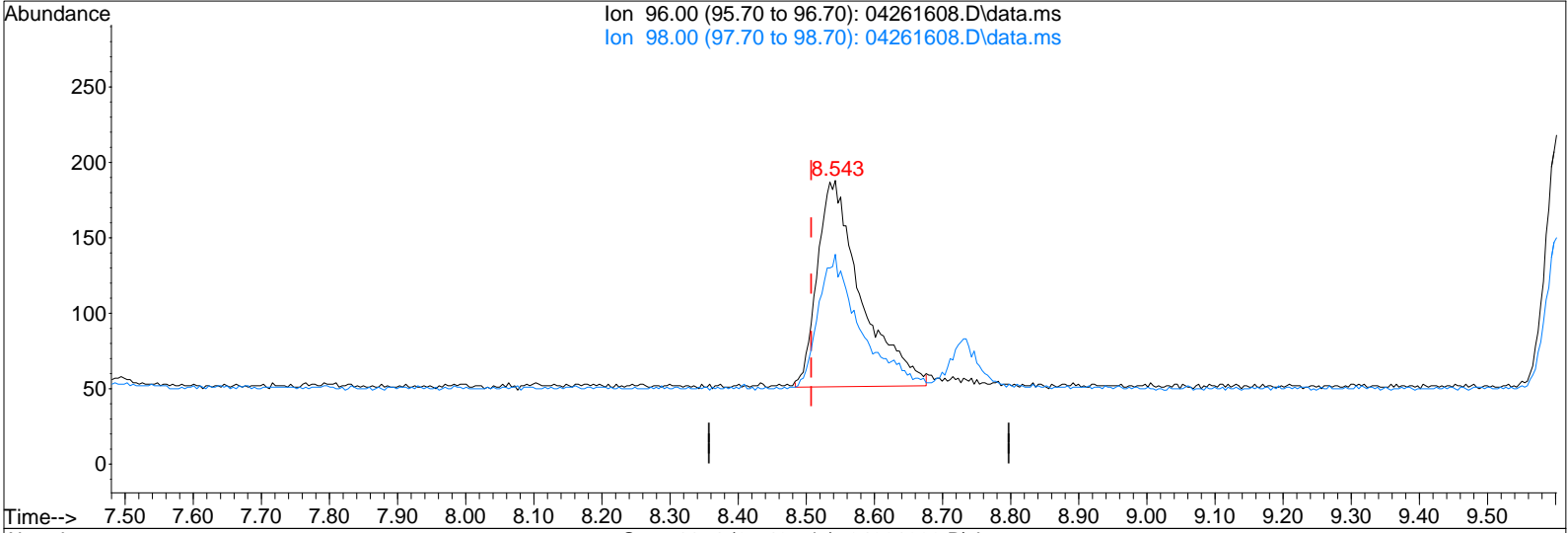
response 515

Ion	Exp%	Act%
96.00	100	100
98.00	61.70	22.52#
0.00	0.00	0.00
0.00	0.00	0.00

Data File : I:\MS19\DATA\2016 04\26\04261608.D
 Acq On : 26 Apr 2016 14:07
 Sample : 20pg TO15SIM ICAL STD
 Misc : S29-04191602/S29-04251603 (5/24)

Vial: 15
 Operator: CL
 Inst : MS19

Quant Time: Apr 27 07:43:00 2016
 Quant Method : I:\MS19\METHODS\S19042716.M
 Quant Title : EPA TO-15 per SOP VOA-TO15 (CASS TO-15/GC-MS)
 QLast Update : Wed Apr 27 07:42:07 2016
 Response via : Initial Calibration
 DataAcq Meth:TO15SIM.M



TIC: 04261608.D\data.ms

(15) trans-1,2-Dichloroethene (T)

8.543min (+0.035) 27.94pg m

response 609

BLC

Ion	Exp%	Act%
96.00	100	100
98.00	61.70	19.05#
0.00	0.00	0.00
0.00	0.00	0.00

CL 4/27/16

DA 5/3/16

Data File : I:\MS19\DATA\2016 04\26\04261609.D
 Acq On : 26 Apr 2016 14:39
 Sample : 50pg TO15SIM ICAL STD
 Misc : S29-04191602/S29-04251603 (5/24)

Vial: 15
 Operator: CL
 Inst : MS19

Quant Time: Apr 27 08:16:25 2016
 Quant Method : I:\MS19\METHODS\S19042716.M
 Quant Title : EPA TO-15 per SOP VOA-TO15 (CASS TO-15/GC-MS)
 QLast Update : Wed Apr 27 07:42:07 2016
 Response via : Initial Calibration
 DataAcq Meth:TO15SIM.M

CL 4/27/16

Internal Standards	R.T.	QIon	Response	Conc	Units	Dev (Min)
1) Bromochloromethane (IS1)	9.77	130	18640	1000.000	pg	0.01
25) 1,4-Difluorobenzene (IS2)	11.71	114	89221	1000.000	pg	0.00
38) Chlorobenzene-d5 (IS3)	16.05	54	19797	1000.000	pg	0.00

System Monitoring Compounds

20) 1,2-Dichloroethane-d4 ...	10.54	65	41652	1331.230	pg	0.02
Spiked Amount 1000.000	Range 70	- 130	Recovery	=	133.12%#	
33) Toluene-d8 (SS2)	14.15	98	98147	1203.386	pg	0.00
Spiked Amount 1000.000	Range 70	- 130	Recovery	=	120.34%	
45) Bromofluorobenzene (SS3)	17.55	174	45595	1009.500	pg	0.00
Spiked Amount 1000.000	Range 70	- 130	Recovery	=	100.95%	

Target Compounds

	R.T.	QIon	Response	Conc	Units	Qvalue
2) Dichlorodifluoromethan...	4.44	85	3256	60.710	pg	99
3) Chloromethane	4.67	52	1035	82.374	pg	# 87
4) 1,2-Dichloro,1,1,2,2-t...	4.82	85	3666	70.780	pg	100
5) Vinyl Chloride	4.97	62	3013	72.300	pg	99
6) 1,3-Butadiene	5.16	54	1303	54.110	pg	91
7) Bromomethane	5.49	94	1223	60.333	pg	100
8) Chloroethane	5.71	64	837	63.333	pg	96
9) Acrolein	6.32	56	499m	56.230	pg	
10) Acetone	6.44	58	4259	298.832	pg	96
11) Trichlorofluoromethane	6.62	101	2347	59.414	pg	99
12) 1,1-Dichloroethene	7.36	96	1236	59.256	pg	98
13) Methylene Chloride	7.50	84	1802	78.726	pg	83
14) Trichlorotrifluoroethane	7.80	151	1187	56.822	pg	99
15) trans-1,2-Dichloroethene	8.54	96	1372	60.219	pg	99
16) 1,1-Dichloroethane	8.73	63	2466	68.066	pg	99
17) Methyl tert-Butyl Ether	8.82	73	3094	55.532	pg	99
18) cis-1,2-Dichloroethene	9.60	96	1346	57.417	pg	99
19) Chloroform	9.89	83	3628	86.277	pg	100
21) 1,2-Dichloroethane	10.65	62	1949	68.034	pg	96
22) 1,1,1-Trichloroethane	10.91	97	2321	62.392	pg	100
23) Benzene	11.37	78	6220	74.958	pg	100
24) Carbon Tetrachloride	11.52	117	2046	63.357	pg	100
26) 1,2-Dichloropropane	12.18	63	1311	68.578	pg	99
27) Bromodichloromethane	12.36	83	1978	67.544	pg	99
28) Trichloroethene	12.41	130	1410	55.701	pg	99
29) 1,4-Dioxane	12.39	88	853	54.218	pg	98
30) cis-1,3-Dichloropropene	13.26	75	1716	58.759	pg	100
31) trans-1,3-Dichloropropene	13.78	75	1339	53.305	pg	100
32) 1,1,2-Trichloroethane	13.95	83	1156	65.332	pg	99
34) Toluene	14.25	91	5274	54.843	pg	99
35) Dibromochloromethane	14.66	129	1352	60.329	pg	99
36) 1,2-Dibromoethane	14.93	107	1321	57.837	pg	100
37) Tetrachloroethene	15.40	166	1279	49.425	pg	100
39) Chlorobenzene	16.10	112	3485	41.228	pg	99
40) Ethylbenzene	16.48	91	4440	33.881	pg	100
41) m,p-Xylene	16.66	91	6263	61.156	pg	100
42) Styrene	17.01	104	2013	27.929	pg	99
43) o-Xylene	17.12	106	1541	29.265	pg	97
44) 1,1,2,2-Tetrachloroethane	17.10	83	2194	40.897	pg	100
46) 1,3,5-Trimethylbenzene	18.38	105	3067	28.929	pg	100
47) 1,2,4-Trimethylbenzene	18.77	105	2942	27.019	pg	99
48) 1,3-Dichlorobenzene	18.92	146	2242	34.369	pg	99
49) 1,4-Dichlorobenzene	18.98	146	2070	31.280	pg	93
50) 1,2-Dichlorobenzene	19.31	146	2174	33.598	pg	98
51) 1,2-Dibromo-3-chloropr...	19.72	157	557	28.120	pg	93
52) 1,2,4-Trichlorobenzene	20.97	182	1047	28.154	pg	92
53) Naphthalene	21.09	128	3033	22.267	pg	100

153 of 199

Data File : I:\MS19\DATA\2016 04\26\04261609.D
 Acq On : 26 Apr 2016 14:39
 Sample : 50pg TO15SIM ICAL STD
 Misc : S29-04191602/S29-04251603 (5/24)

Vial: 15
 Operator: CL
 Inst : MS19

Quant Time: Apr 27 08:16:25 2016
 Quant Method : I:\MS19\METHODS\S19042716.M
 Quant Title : EPA TO-15 per SOP VOA-TO15 (CASS TO-15/GC-MS)
 QLast Update : Wed Apr 27 07:42:07 2016
 Response via : Initial Calibration
 DataAcq Meth:TO15SIM.M


Internal Standards	R.T.	QIon	Response	Conc	Units	Dev(Min)
54) Hexachlorobutadiene	21.40	225	833	32.485	pg	100

(#) = qualifier out of range (m) = manual integration (+) = signals summed

Data File : I:\MS19\DATA\2016 04\26\04261609.D
 Acq On : 26 Apr 2016 14:39
 Sample : 50pg TO15SIM ICAL STD
 Misc : S29-04191602/S29-04251603 (5/24)

Vial: 15
 Operator: CL
 Inst : MS19

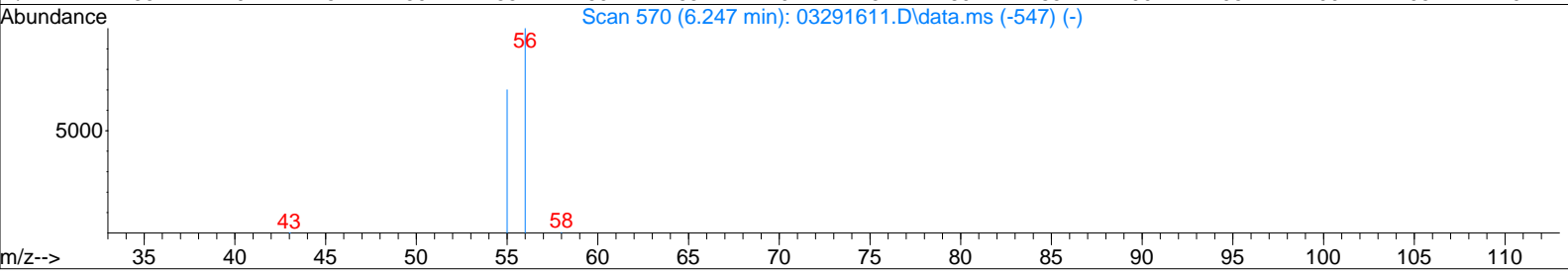
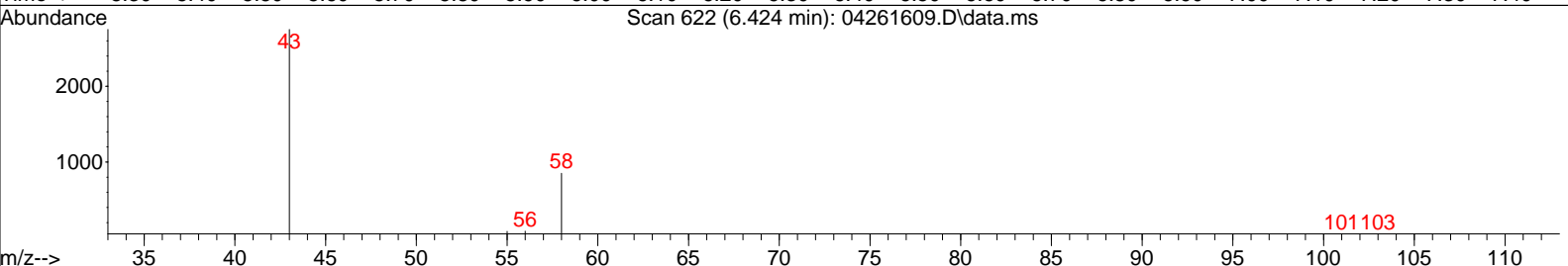
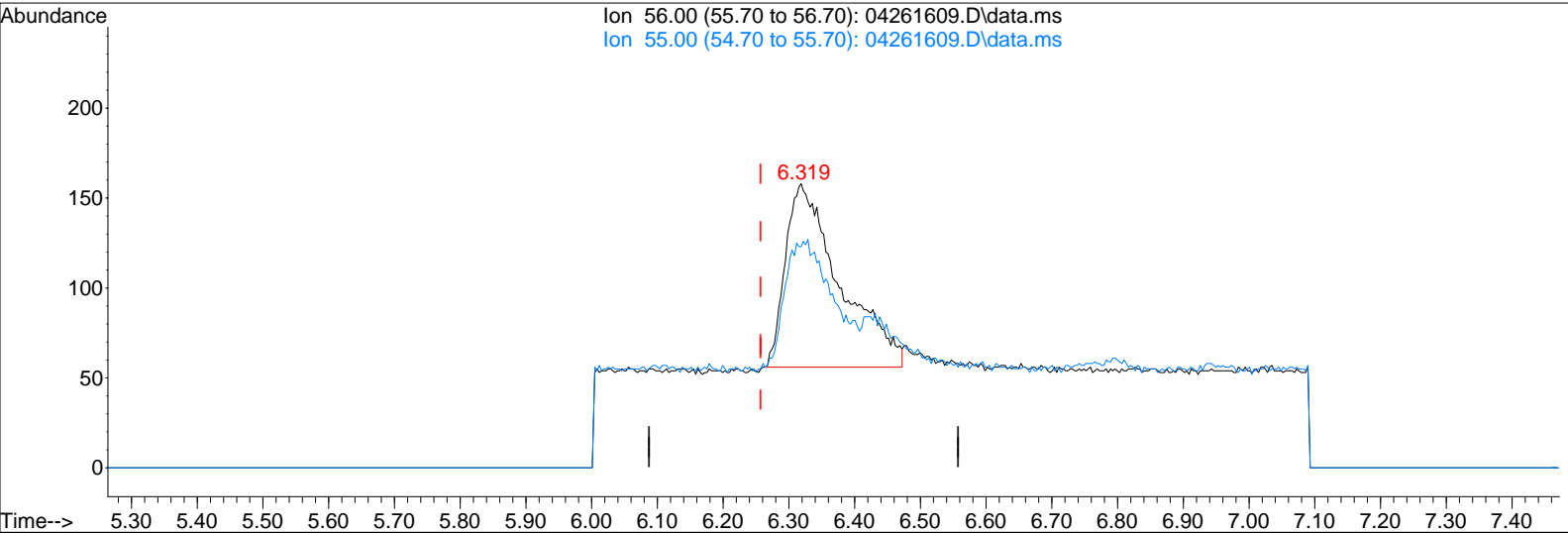
Quant Time: Apr 27 08:16:25 2016
 Quant Method : I:\MS19\METHODS\S19042716.M
 Quant Title : EPA TO-15 per SOP VOA-TO15 (CASS TO-15/GC-MS)
 QLast Update : Wed Apr 27 07:42:07 2016
 Response via : Initial Calibration
 DataAcq Meth:TO15SIM.M



Data File : I:\MS19\DATA\2016 04\26\04261609.D
 Acq On : 26 Apr 2016 14:39
 Sample : 50pg TO15SIM ICAL STD
 Misc : S29-04191602/S29-04251603 (5/24)

Vial: 15
 Operator: CL
 Inst : MS19

Quant Time: Apr 27 07:43:01 2016
 Quant Method : I:\MS19\METHODS\S19042716.M
 Quant Title : EPA TO-15 per SOP VOA-TO15 (CASS TO-15/GC-MS)
 QLast Update : Wed Apr 27 07:42:07 2016
 Response via : Initial Calibration
 DataAcq Meth:TO15SIM.M



TIC: 04261609.D\data.ms

(9) Acrolein (T)

6.319min (+0.061) 65.81pg

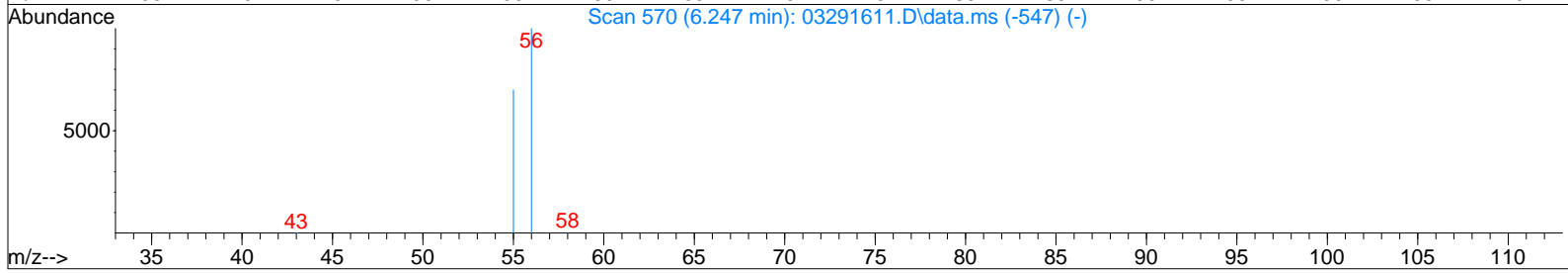
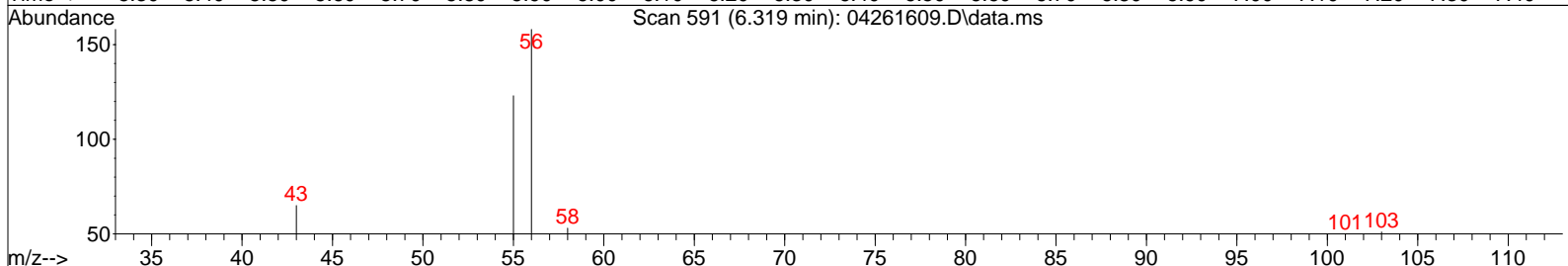
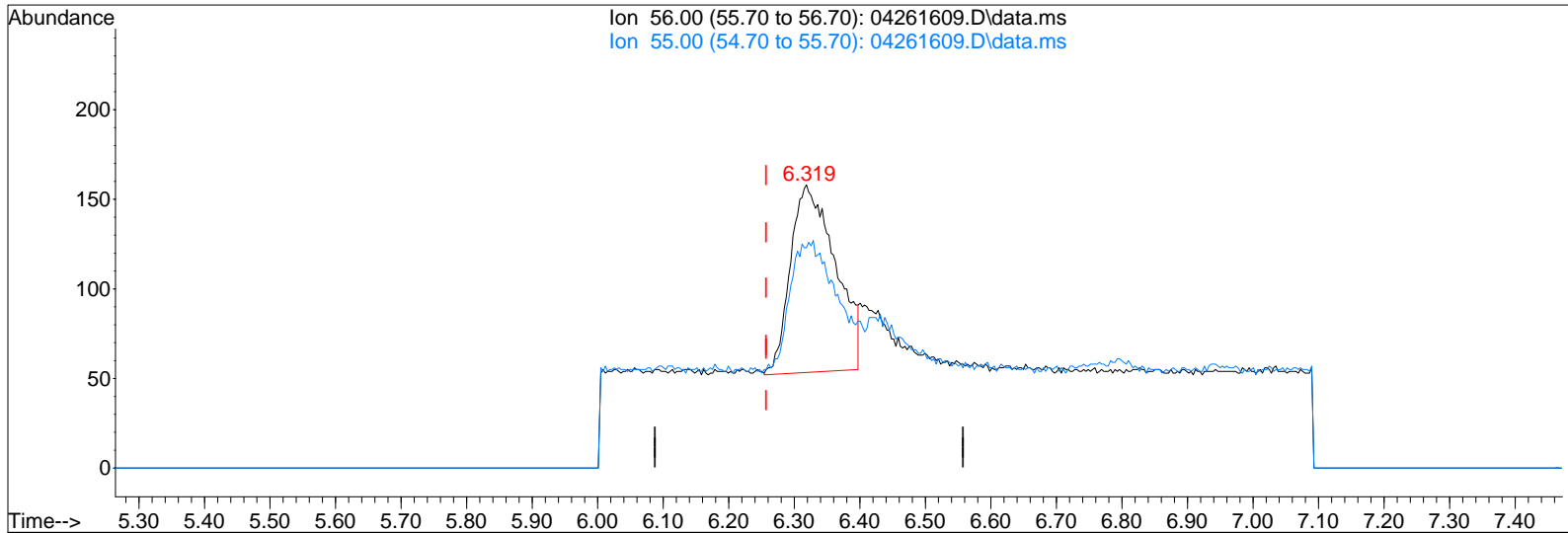
response 584

Ion	Exp%	Act%
56.00	100	100
55.00	67.20	57.53
0.00	0.00	0.00
0.00	0.00	0.00

Data File : I:\MS19\DATA\2016 04\26\04261609.D
 Acq On : 26 Apr 2016 14:39
 Sample : 50pg TO15SIM ICAL STD
 Misc : S29-04191602/S29-04251603 (5/24)

Vial: 15
 Operator: CL
 Inst : MS19

Quant Time: Apr 27 07:43:01 2016
 Quant Method : I:\MS19\METHODS\S19042716.M
 Quant Title : EPA TO-15 per SOP VOA-TO15 (CASS TO-15/GC-MS)
 QLast Update : Wed Apr 27 07:42:07 2016
 Response via : Initial Calibration
 DataAcq Meth:TO15SIM.M



TIC: 04261609.D\data.ms

(9) Acrolein (T)

6.319min (+0.061) 56.23pg m

BLC

response 499

CL 4/27/16

DA 5/3/16

Ion	Exp%	Act%
56.00	100	100
55.00	67.20	67.33
0.00	0.00	0.00
0.00	0.00	0.00

Data File : I:\MS19\DATA\2016 04\26\04261610.D
 Acq On : 26 Apr 2016 15:10
 Sample : 100pg TO15SIM ICAL STD
 Misc : S29-04191602/S29-04251603 (5/24)

Vial: 15
 Operator: CL
 Inst : MS19

Quant Time: Apr 27 07:43:02 2016
 Quant Method : I:\MS19\METHODS\S19042716.M
 Quant Title : EPA TO-15 per SOP VOA-TO15 (CASS TO-15/GC-MS)
 QLast Update : Wed Apr 27 07:42:07 2016
 Response via : Initial Calibration
 DataAcq Meth:TO15SIM.M

CL 4/27/16

Internal Standards	R.T.	QIon	Response	Conc	Units	Dev (Min)
1) Bromochloromethane (IS1)	9.76	130	20383	1000.000	pg	0.01
25) 1,4-Difluorobenzene (IS2)	11.71	114	101011	1000.000	pg	0.00
38) Chlorobenzene-d5 (IS3)	16.05	54	21770	1000.000	pg	0.00

System Monitoring Compounds

20) 1,2-Dichloroethane-d4 ...	10.53	65	45502	1329.920	pg	0.01
Spiked Amount 1000.000	Range 70	- 130	Recovery	=	132.99%#	
33) Toluene-d8 (SS2)	14.15	98	109114	1181.699	pg	0.00
Spiked Amount 1000.000	Range 70	- 130	Recovery	=	118.17%	
45) Bromofluorobenzene (SS3)	17.55	174	52794	1062.954	pg	0.00
Spiked Amount 1000.000	Range 70	- 130	Recovery	=	106.30%	

Target Compounds

	R.T.	QIon	Response	Conc	Units	Qvalue
2) Dichlorodifluoromethan...	4.43	85	6339	108.087	pg	100
3) Chloromethane	4.66	52	1939	141.126	pg	# 86
4) 1,2-Dichloro,1,1,2,2-t...	4.82	85	7050	124.475	pg	100
5) Vinyl Chloride	4.97	62	5805	127.385	pg	99
6) 1,3-Butadiene	5.16	54	2599	98.701	pg	99
7) Bromomethane	5.48	94	2359	106.422	pg	100
8) Chloroethane	5.71	64	1656	114.590	pg	97
9) Acrolein	6.30	56	883	90.992	pg	92
10) Acetone	6.43	58	8239	528.654	pg	99
11) Trichlorofluoromethane	6.62	101	4547	105.265	pg	100
12) 1,1-Dichloroethene	7.35	96	2433	106.668	pg	99
13) Methylene Chloride	7.49	84	3373	134.759	pg	98
14) Trichlorotrifluoroethane	7.80	151	2343	102.570	pg	100
15) trans-1,2-Dichloroethene	8.53	96	2608	104.681	pg	95
16) 1,1-Dichloroethane	8.72	63	4864	122.775	pg	100
17) Methyl tert-Butyl Ether	8.81	73	6086	99.893	pg	100
18) cis-1,2-Dichloroethene	9.60	96	2713	105.834	pg	100
19) Chloroform	9.89	83	6078	132.180	pg	100
21) 1,2-Dichloroethane	10.64	62	3820	121.943	pg	100
22) 1,1,1-Trichloroethane	10.91	97	4500	110.622	pg	99
23) Benzene	11.37	78	11330	124.864	pg	100
24) Carbon Tetrachloride	11.52	117	4002	113.329	pg	99
26) 1,2-Dichloropropane	12.18	63	2579	119.160	pg	99
27) Bromodichloromethane	12.36	83	3854	116.244	pg	99
28) Trichloroethene	12.41	130	2677	93.409	pg	99
29) 1,4-Dioxane	12.39	88	1733	97.296	pg	99
30) cis-1,3-Dichloropropene	13.26	75	3481	105.283	pg	100
31) trans-1,3-Dichloropropene	13.77	75	2725	95.818	pg	99
32) 1,1,2-Trichloroethane	13.95	83	2274	113.515	pg	99
34) Toluene	14.25	91	10165	93.366	pg	99
35) Dibromochloromethane	14.66	129	2660	104.841	pg	100
36) 1,2-Dibromoethane	14.92	107	2643	102.212	pg	99
37) Tetrachloroethene	15.40	166	2543	86.799	pg	99
39) Chlorobenzene	16.10	112	6841	73.595	pg	99
40) Ethylbenzene	16.48	91	8914	61.856	pg	100
41) m,p-Xylene	16.66	91	12999	115.427	pg	100
42) Styrene	17.01	104	4276	53.949	pg	99
43) o-Xylene	17.12	106	3264	56.368	pg	98
44) 1,1,2,2-Tetrachloroethane	17.09	83	4488	76.077	pg	99
46) 1,3,5-Trimethylbenzene	18.38	105	6847	58.730	pg	99
47) 1,2,4-Trimethylbenzene	18.77	105	6542	54.637	pg	99
48) 1,3-Dichlorobenzene	18.92	146	4780	66.634	pg	99
49) 1,4-Dichlorobenzene	18.98	146	4738	65.107	pg	99
50) 1,2-Dichlorobenzene	19.31	146	4550	63.945	pg	100
51) 1,2-Dibromo-3-chloropr...	19.72	157	1265	58.075	pg	95
52) 1,2,4-Trichlorobenzene	20.95	182	2091	51.131	pg	99
53) Naphthalene	21.08	128	6703	44.750	pg	99

158 of 199

Data File : I:\MS19\DATA\2016 04\26\04261610.D
 Acq On : 26 Apr 2016 15:10
 Sample : 100pg TO15SIM ICAL STD
 Misc : S29-04191602/S29-04251603 (5/24)

Vial: 15
 Operator: CL
 Inst : MS19

Quant Time: Apr 27 07:43:02 2016
 Quant Method : I:\MS19\METHODS\S19042716.M
 Quant Title : EPA TO-15 per SOP VOA-TO15 (CASS TO-15/GC-MS)
 QLast Update : Wed Apr 27 07:42:07 2016
 Response via : Initial Calibration
 DataAcq Meth:TO15SIM.M


Internal Standards	R.T.	QIon	Response	Conc	Units	Dev(Min)
54) Hexachlorobutadiene	21.40	225	1649	58.479	pg	99

(#) = qualifier out of range (m) = manual integration (+) = signals summed

Data File : I:\MS19\DATA\2016 04\26\04261610.D
 Acq On : 26 Apr 2016 15:10
 Sample : 100pg TO15SIM ICAL STD
 Misc : S29-04191602/S29-04251603 (5/24)

Vial: 15
 Operator: CL
 Inst : MS19

Quant Time: Apr 27 07:43:02 2016
 Quant Method : I:\MS19\METHODS\S19042716.M
 Quant Title : EPA TO-15 per SOP VOA-TO15 (CASS TO-15/GC-MS)
 QLast Update : Wed Apr 27 07:42:07 2016
 Response via : Initial Calibration
 DataAcq Meth:TO15SIM.M



Data File : I:\MS19\DATA\2016 04\26\04261611.D
 Acq On : 26 Apr 2016 15:42
 Sample : 500pg TO15SIM ICAL STD
 Misc : S29-04191602/S29-04251601 (5/24)

Vial: 16
 Operator: CL
 Inst : MS19

Quant Time: Apr 27 08:23:09 2016
 Quant Method : I:\MS19\METHODS\S19042716.M
 Quant Title : EPA TO-15 per SOP VOA-TO15 (CASS TO-15/GC-MS)
 QLast Update : Wed Apr 27 07:42:07 2016
 Response via : Initial Calibration
 DataAcq Meth:TO15SIM.M

CL 4/27/16

Internal Standards	R.T.	QIon	Response	Conc	Units	Dev (Min)
1) Bromochloromethane (IS1)	9.75	130	20532	1000.000	pg	0.00
25) 1,4-Difluorobenzene (IS2)	11.70	114	109325	1000.000	pg	0.00
38) Chlorobenzene-d5 (IS3)	16.05	54	22308	1000.000	pg	0.00

System Monitoring Compounds

20) 1,2-Dichloroethane-d4 ...	10.52	65	46313	1343.800	pg	0.00
Spiked Amount 1000.000	Range 70	- 130	Recovery	=	134.38%#	
33) Toluene-d8 (SS2)	14.14	98	113360	1134.320	pg	0.00
Spiked Amount 1000.000	Range 70	- 130	Recovery	=	113.43%	
45) Bromofluorobenzene (SS3)	17.55	174	56601	1112.120	pg	0.00
Spiked Amount 1000.000	Range 70	- 130	Recovery	=	111.21%	

Target Compounds

						Qvalue
2) Dichlorodifluoromethan...	4.42	85	32282	546.450	pg	100
3) Chloromethane	4.64	52	8758	632.806	pg	93
4) 1,2-Dichloro,1,1,2,2-t...	4.80	85	35801	627.518	pg	100
5) Vinyl Chloride	4.94	62	29583	644.458	pg	99
6) 1,3-Butadiene	5.13	54	19144	721.746	pg	100
7) Bromomethane	5.46	94	11952	535.280	pg	100
8) Chloroethane	5.69	64	8485	582.873	pg	100
9) Acrolein	6.26	56	4988	510.279	pg	100
10) Acetone	6.39	58	38842	2474.202	pg	100
11) Trichlorofluoromethane	6.60	101	23391	537.579	pg	100
12) 1,1-Dichloroethene	7.33	96	12881	560.635	pg	100
13) Methylene Chloride	7.47	84	15193	602.589	pg	100
14) Trichlorotrifluoroethane	7.79	151	11928	518.383	pg	100
15) trans-1,2-Dichloroethene	8.51	96	14313	570.331	pg	100
16) 1,1-Dichloroethane	8.71	63	25288	633.674	pg	100
17) Methyl tert-Butyl Ether	8.79	73	34797	567.000	pg	100
18) cis-1,2-Dichloroethene	9.59	96	14868	575.791	pg	100
19) Chloroform	9.88	83	28081	606.252	pg	100
21) 1,2-Dichloroethane	10.64	62	20032	634.828	pg	100
22) 1,1,1-Trichloroethane	10.90	97	23528	574.185	pg	100
23) Benzene	11.36	78	57426	628.280	pg	100
24) Carbon Tetrachloride	11.51	117	20685	581.510	pg	100
26) 1,2-Dichloropropane	12.17	63	13676	583.834	pg	100
27) Bromodichloromethane	12.35	83	20497	571.212	pg	100
28) Trichloroethene	12.41	130	14645	472.149	pg	100
29) 1,4-Dioxane	12.38	88	9472	491.345	pg	100
30) cis-1,3-Dichloropropene	13.25	75	19872	555.323	pg	100
31) trans-1,3-Dichloropropene	13.77	75	16182	525.731	pg	100
32) 1,1,2-Trichloroethane	13.94	83	11956	551.441	pg	100
34) Toluene	14.24	91	53484	453.892	pg	100
35) Dibromochloromethane	14.66	129	14284	520.175	pg	100
36) 1,2-Dibromoethane	14.92	107	14261	509.569	pg	100
37) Tetrachloroethene	15.40	166	13357	421.239	pg	100
39) Chlorobenzene	16.10	112	35234	369.904	pg	100
40) Ethylbenzene	16.48	91	51832	350.998	pg	100
41) m,p-Xylene	16.66	91	84727	734.203	pg	100
42) Styrene	17.01	104	28162	346.745	pg	100
43) o-Xylene	17.12	106	21094	355.501	pg	100
44) 1,1,2,2-Tetrachloroethane	17.09	83	23446	387.852	pg	100
46) 1,3,5-Trimethylbenzene	18.38	105	45005	376.718	pg	100
47) 1,2,4-Trimethylbenzene	18.77	105	43426	353.933	pg	100
48) 1,3-Dichlorobenzene	18.92	146	25360	344.998	pg	100
49) 1,4-Dichlorobenzene	18.98	146	24554	329.269	pg	100
50) 1,2-Dichlorobenzene	19.31	146	24007	329.253	pg	100
51) 1,2-Dibromo-3-chloropr...	19.72	157	6687	299.588	pg	100
52) 1,2,4-Trichlorobenzene	20.95	182	9666	230.661	pg	100
53) Naphthalene	21.06	128	35088	228.604	pg	100

161 of 199

Data File : I:\MS19\DATA\2016 04\26\04261611.D
 Acq On : 26 Apr 2016 15:42
 Sample : 500pg TO15SIM ICAL STD
 Misc : S29-04191602/S29-04251601 (5/24)

Vial: 16
 Operator: CL
 Inst : MS19

Quant Time: Apr 27 08:23:09 2016
 Quant Method : I:\MS19\METHODS\S19042716.M
 Quant Title : EPA TO-15 per SOP VOA-TO15 (CASS TO-15/GC-MS)
 QLast Update : Wed Apr 27 07:42:07 2016
 Response via : Initial Calibration
 DataAcq Meth:TO15SIM.M

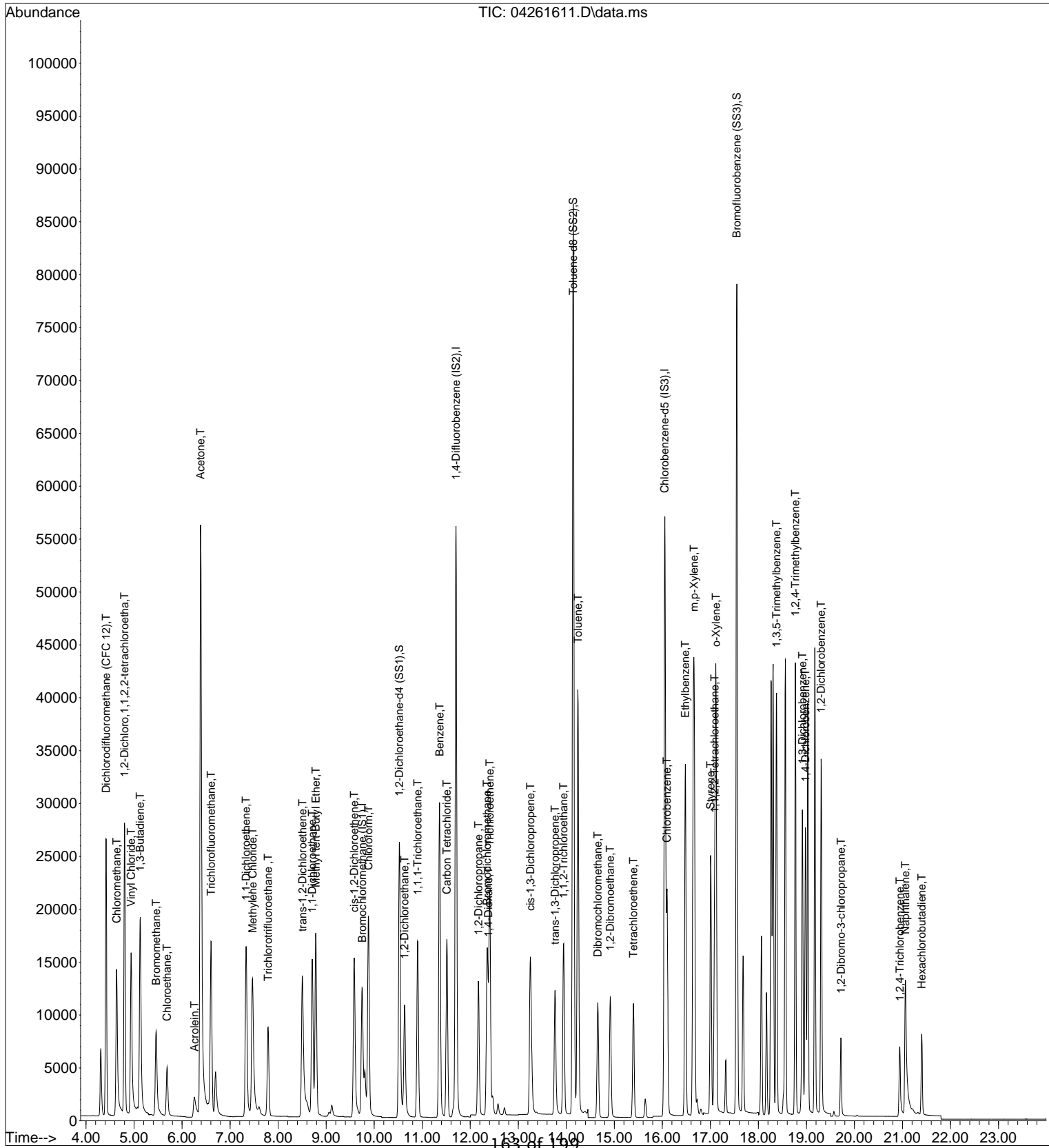
Internal Standards	R.T.	QIon	Response	Conc	Units	Dev(Min)
54) Hexachlorobutadiene	21.40	225	7454	257.969	pg	100

(#) = qualifier out of range (m) = manual integration (+) = signals summed

Data File : I:\MS19\DATA\2016 04\26\04261611.D
 Acq On : 26 Apr 2016 15:42
 Sample : 500pg TO15SIM ICAL STD
 Misc : S29-04191602/S29-04251601 (5/24)

Vial: 16
 Operator: CL
 Inst : MS19

Quant Time: Apr 27 08:23:09 2016
 Quant Method : I:\MS19\METHODS\S19042716.M
 Quant Title : EPA TO-15 per SOP VOA-TO15 (CASS TO-15/GC-MS)
 QLast Update : Wed Apr 27 07:42:07 2016
 Response via : Initial Calibration
 DataAcq Meth:TO15SIM.M



Data File : I:\MS19\DATA\2016 04\26\04261612.D
 Acq On : 26 Apr 2016 16:13
 Sample : 1000pg TO15SIM ICAL STD
 Misc : S29-04191602/S29-04131609 (5/12)

Vial: 9
 Operator: CL
 Inst : MS19

Quant Time: Apr 27 08:46:55 2016
 Quant Method : I:\MS19\METHODS\S19042716.M
 Quant Title : EPA TO-15 per SOP VOA-TO15 (CASS TO-15/GC-MS)
 QLast Update : Wed Apr 27 07:42:07 2016
 Response via : Initial Calibration
 DataAcq Meth:TO15SIM.M

CL 4/27/16

Internal Standards	R.T.	QIon	Response	Conc	Units	Dev (Min)
1) Bromochloromethane (IS1)	9.75	130	18922	1000.000	pg	0.00
25) 1,4-Difluorobenzene (IS2)	11.70	114	102445	1000.000	pg	0.00
38) Chlorobenzene-d5 (IS3)	16.05	54	20624	1000.000	pg	0.00

System Monitoring Compounds

20) 1,2-Dichloroethane-d4 ...	10.52	65	41050	1292.436	pg	0.00
Spiked Amount 1000.000	Range 70	- 130	Recovery	=	129.24%	
33) Toluene-d8 (SS2)	14.14	98	106125	1133.240	pg	0.00
Spiked Amount 1000.000	Range 70	- 130	Recovery	=	113.32%	
45) Bromofluorobenzene (SS3)	17.55	174	53871	1144.908	pg	0.00
Spiked Amount 1000.000	Range 70	- 130	Recovery	=	114.49%	

Target Compounds

	R.T.	QIon	Response	Conc	Units	Qvalue
2) Dichlorodifluoromethan...	4.41	85	69694	1280.117	pg	100
3) Chloromethane	4.63	52	18207	1427.475	pg	92
4) 1,2-Dichloro,1,1,2,2-t...	4.79	85	75710	1439.954	pg	100
5) Vinyl Chloride	4.92	62	62543	1478.412	pg	99
6) 1,3-Butadiene	5.12	54	43588	1783.129	pg	100
7) Bromomethane	5.45	94	25841	1255.780	pg	99
8) Chloroethane	5.68	64	18482	1377.639	pg	99
9) Acrolein	6.24	56	11728m	1301.875	pg	
10) Acetone	6.38	58	89626	6194.866	pg	97
11) Trichlorofluoromethane	6.60	101	49794	1241.753	pg	100
12) 1,1-Dichloroethene	7.33	96	28394	1340.977	pg	99
13) Methylene Chloride	7.46	84	32056	1379.595	pg	98
14) Trichlorotrifluoroethane	7.79	151	25742	1213.919	pg	100
15) trans-1,2-Dichloroethene	8.50	96	31210	1349.443	pg	99
16) 1,1-Dichloroethane	8.71	63	54279	1475.869	pg	100
17) Methyl tert-Butyl Ether	8.78	73	80626	1425.543	pg	100
18) cis-1,2-Dichloroethene	9.58	96	33122	1391.852	pg	100
19) Chloroform	9.88	83	59245	1387.896	pg	100
21) 1,2-Dichloroethane	10.63	62	43518	1496.459	pg	100
22) 1,1,1-Trichloroethane	10.90	97	50970	1349.727	pg	100
23) Benzene	11.36	78	125403	1488.732	pg	100
24) Carbon Tetrachloride	11.51	117	44863	1368.528	pg	100
26) 1,2-Dichloropropane	12.17	63	30185	1375.149	pg	100
27) Bromodichloromethane	12.35	83	45159	1343.013	pg	100
28) Trichloroethene	12.41	130	32837	1129.748	pg	100
29) 1,4-Dioxane	12.37	88	24103	1334.273	pg	99
30) cis-1,3-Dichloropropene	13.25	75	46570	1388.797	pg	100
31) trans-1,3-Dichloropropene	13.76	75	39108	1355.895	pg	99
32) 1,1,2-Trichloroethane	13.94	83	26676	1312.994	pg	99
34) Toluene	14.24	91	121074	1096.500	pg	100
35) Dibromochloromethane	14.66	129	32842	1276.315	pg	100
36) 1,2-Dibromoethane	14.91	107	33005	1258.524	pg	100
37) Tetrachloroethene	15.40	166	30187	1015.941	pg	100
39) Chlorobenzene	16.10	112	81069	920.598	pg	100
40) Ethylbenzene	16.48	91	128916	944.280	pg	100
41) m,p-Xylene	16.66	91	213581	2001.911	pg	100
42) Styrene	17.01	104	74492	992.074	pg	100
43) o-Xylene	17.12	106	52529	957.566	pg	99
44) 1,1,2,2-Tetrachloroethane	17.09	83	55706	996.751	pg	100
46) 1,3,5-Trimethylbenzene	18.38	105	115500	1045.744	pg	99
47) 1,2,4-Trimethylbenzene	18.77	105	116867	1030.269	pg	100
48) 1,3-Dichlorobenzene	18.92	146	66089	972.488	pg	99
49) 1,4-Dichlorobenzene	18.98	146	64172	930.812	pg	99
50) 1,2-Dichlorobenzene	19.31	146	63952	948.709	pg	100
51) 1,2-Dibromo-3-chloropr...	19.72	157	20138	975.881	pg	95
52) 1,2,4-Trichlorobenzene	20.94	182	32966	850.907	pg	100
53) Naphthalene	21.06	128	128279	903.998	pg	98

164 of 199

Data File : I:\MS19\DATA\2016 04\26\04261612.D
 Acq On : 26 Apr 2016 16:13
 Sample : 1000pg TO15SIM ICAL STD
 Misc : S29-04191602/S29-04131609 (5/12)

Vial: 9
 Operator: CL
 Inst : MS19

Quant Time: Apr 27 08:46:55 2016
 Quant Method : I:\MS19\METHODS\S19042716.M
 Quant Title : EPA TO-15 per SOP VOA-TO15 (CASS TO-15/GC-MS)
 QLast Update : Wed Apr 27 07:42:07 2016
 Response via : Initial Calibration
 DataAcq Meth:TO15SIM.M

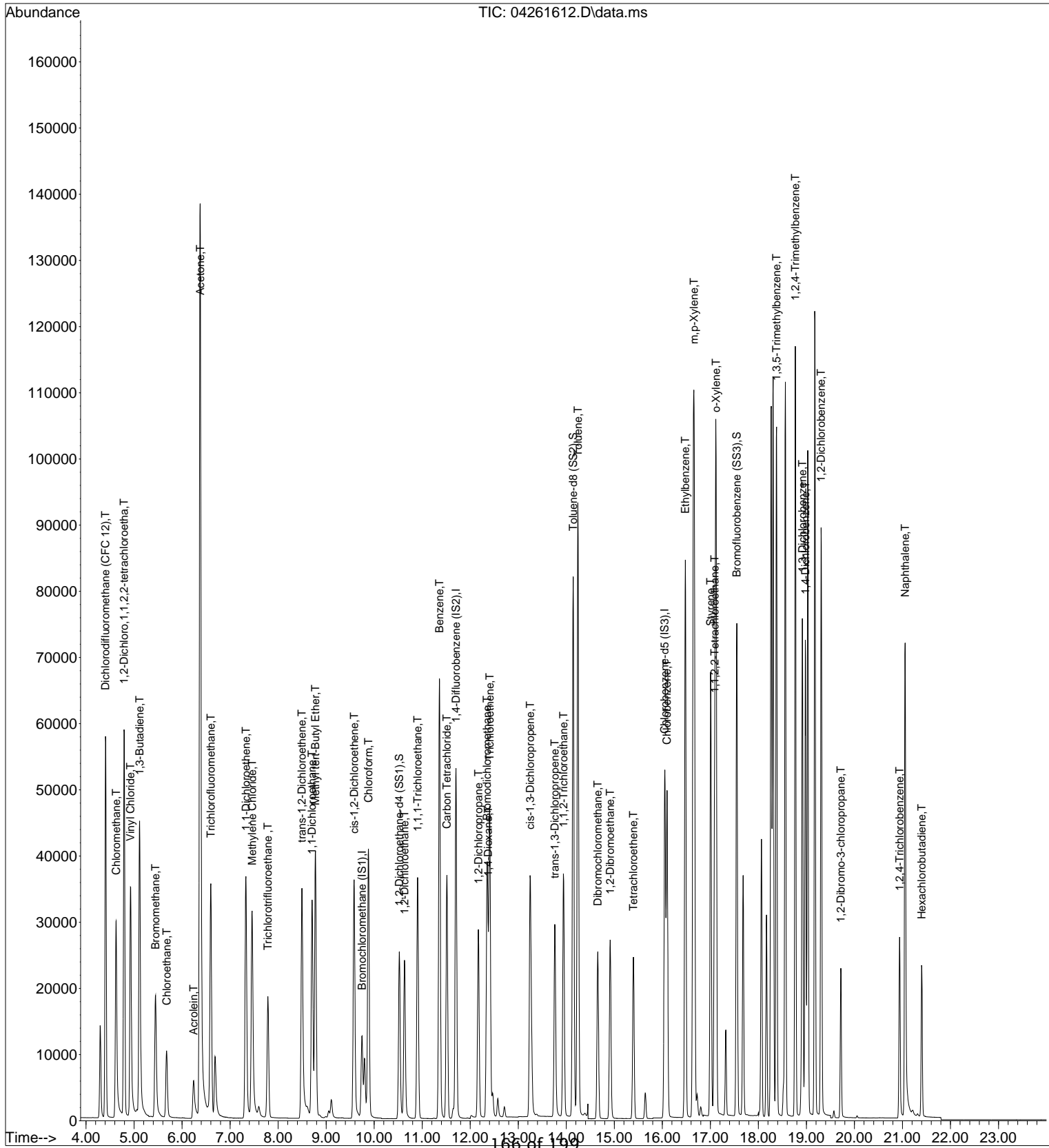
Internal Standards	R.T.	QIon	Response	Conc	Units	Dev(Min)
54) Hexachlorobutadiene	21.40	225	21920	820.554	pg	100

(#) = qualifier out of range (m) = manual integration (+) = signals summed

Data File : I:\MS19\DATA\2016 04\26\04261612.D
 Acq On : 26 Apr 2016 16:13
 Sample : 1000pg TO15SIM ICAL STD
 Misc : S29-04191602/S29-04131609 (5/12)

Vial: 9
 Operator: CL
 Inst : MS19

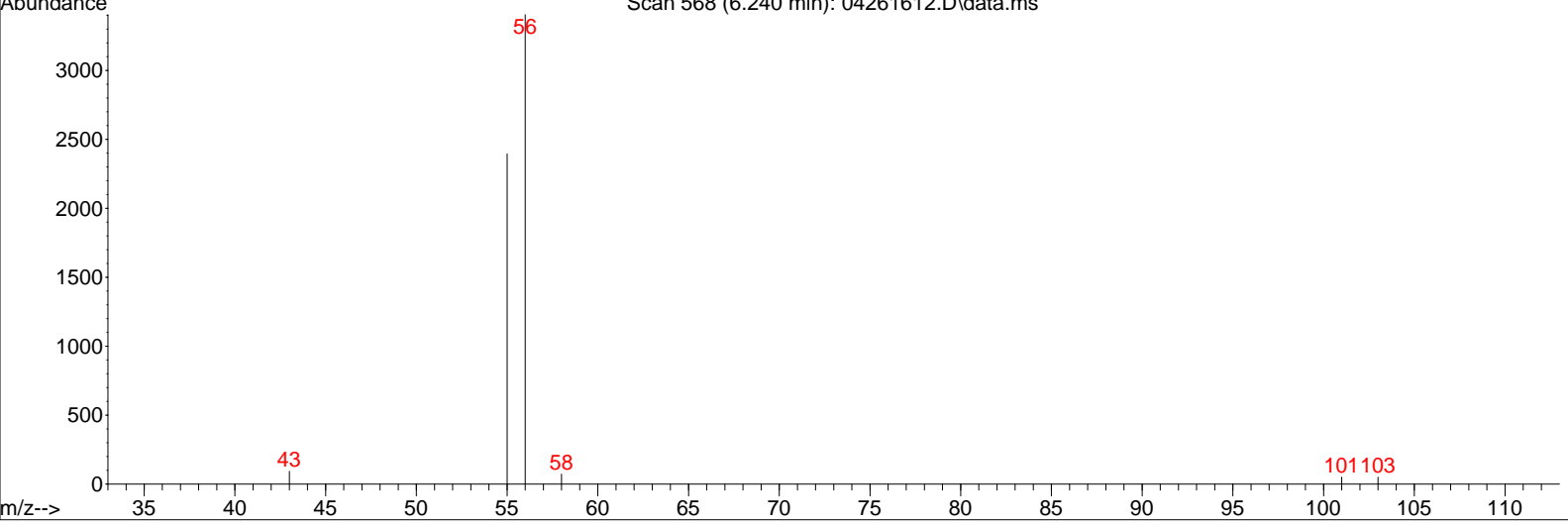
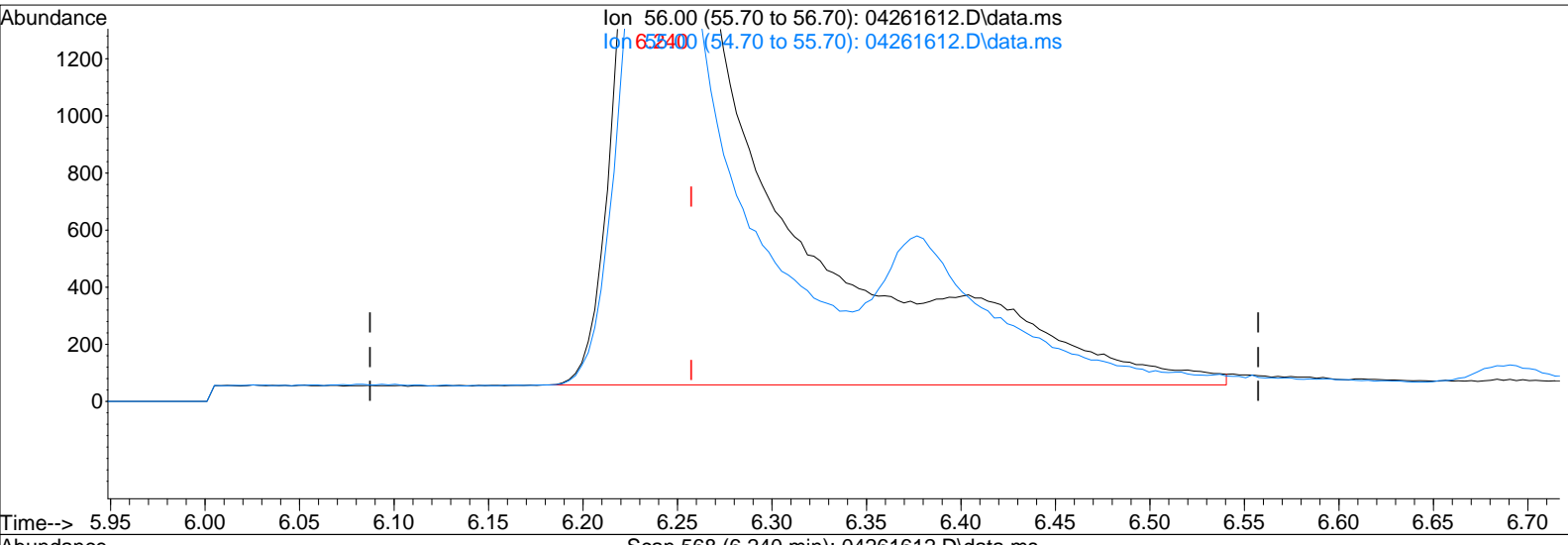
Quant Time: Apr 27 08:46:55 2016
 Quant Method : I:\MS19\METHODS\S19042716.M
 Quant Title : EPA TO-15 per SOP VOA-TO15 (CASS TO-15/GC-MS)
 QLast Update : Wed Apr 27 07:42:07 2016
 Response via : Initial Calibration
 DataAcq Meth:TO15SIM.M



Data File : I:\MS19\DATA\2016 04\26\04261612.D
 Acq On : 26 Apr 2016 16:13
 Sample : 1000pg TO15SIM ICAL STD
 Misc : S29-04191602/S29-04131609 (5/12)

Vial: 9
 Operator: CL
 Inst : MS19

Quant Time: Apr 27 07:43:03 2016
 Quant Method : I:\MS19\METHODS\S19042716.M
 Quant Title : EPA TO-15 per SOP VOA-TO15 (CASS TO-15/GC-MS)
 QLast Update : Wed Apr 27 07:42:07 2016
 Response via : Initial Calibration
 DataAcq Meth:TO15SIM.M



TIC: 04261612.D\data.ms

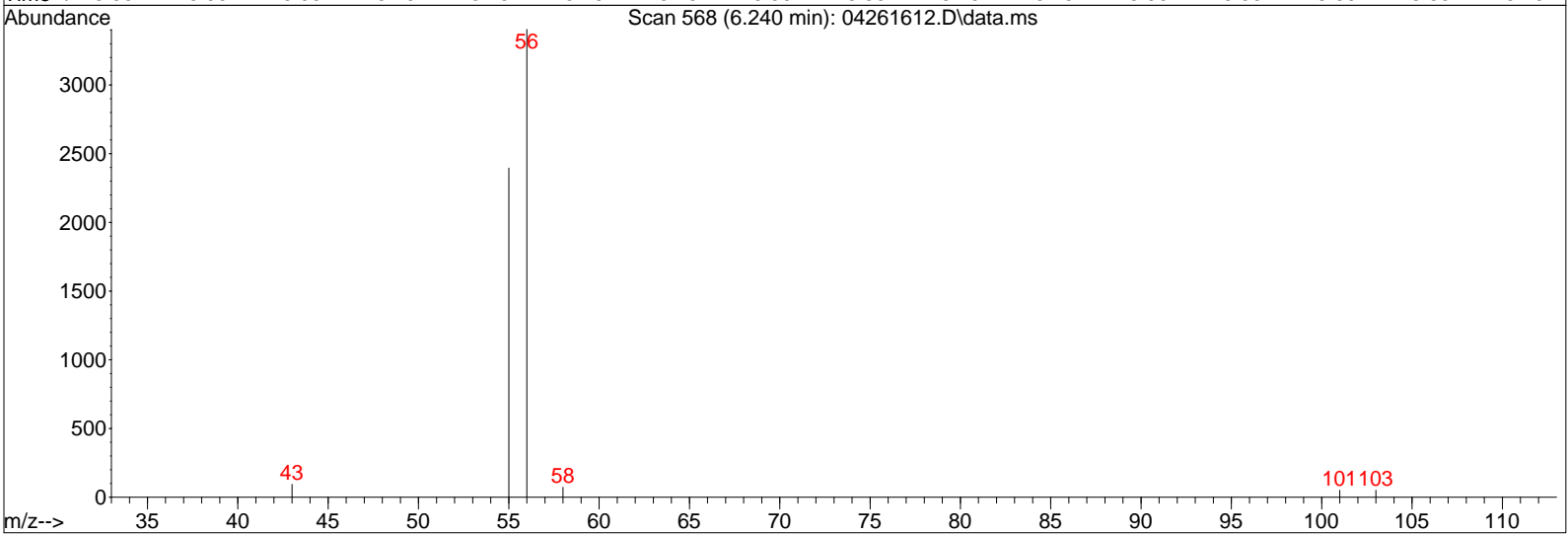
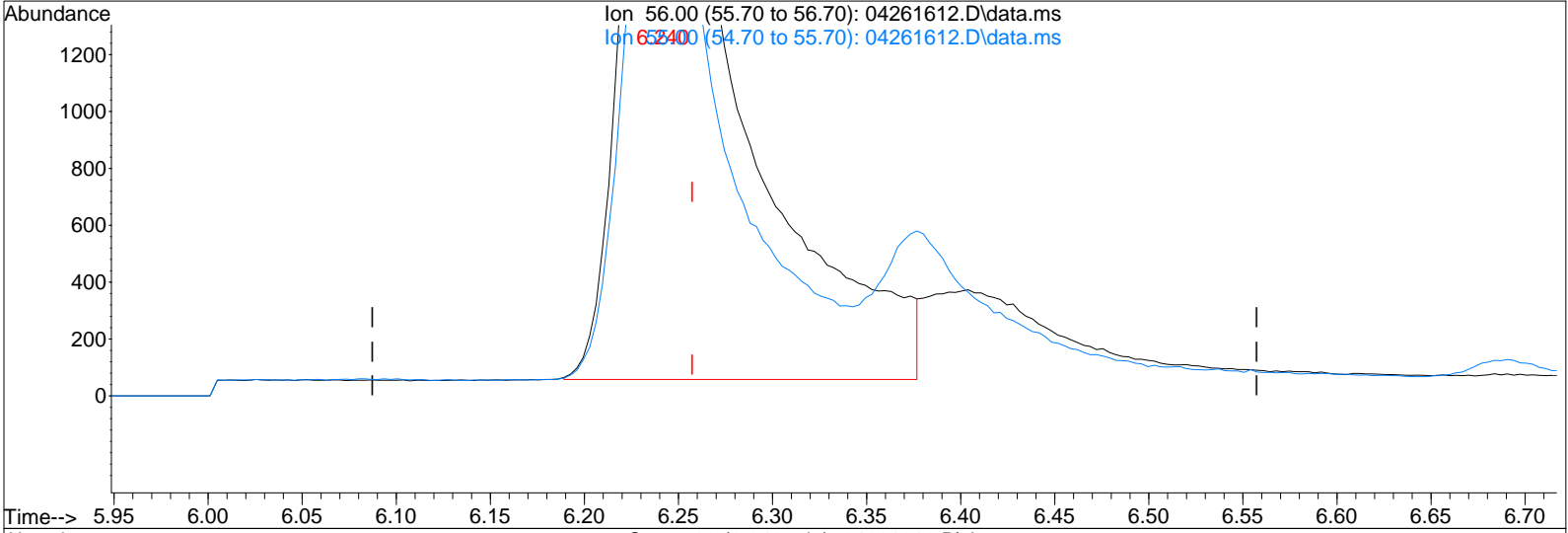
(9) Acrolein (T)
 6.240min (-0.017) 1478.93pg
 response 13323

Ion	Exp%	Act%
56.00	100	100
55.00	67.20	58.99
0.00	0.00	0.00
0.00	0.00	0.00

Data File : I:\MS19\DATA\2016 04\26\04261612.D
 Acq On : 26 Apr 2016 16:13
 Sample : 1000pg TO15SIM ICAL STD
 Misc : S29-04191602/S29-04131609 (5/12)

Vial: 9
 Operator: CL
 Inst : MS19

Quant Time: Apr 27 07:43:03 2016
 Quant Method : I:\MS19\METHODS\S19042716.M
 Quant Title : EPA TO-15 per SOP VOA-TO15 (CASS TO-15/GC-MS)
 QLast Update : Wed Apr 27 07:42:07 2016
 Response via : Initial Calibration
 DataAcq Meth:TO15SIM.M



TIC: 04261612.D\data.ms

(9) Acrolein (T)

IPC

6.240min (-0.017) 1301.87pg m

response 11728

CL 4/27/16

Ion	Exp%	Act%
56.00	100	100
55.00	67.20	67.01
0.00	0.00	0.00
0.00	0.00	0.00

Data File : I:\MS19\DATA\2016 04\26\04261613.D
 Acq On : 26 Apr 2016 16:45
 Sample : 2000pg TO15SIM ICAL STD
 Misc : S29-04191602/S29-04131609 (5/12)

Vial: 9
 Operator: CL
 Inst : MS19

Quant Time: Apr 27 08:53:01 2016
 Quant Method : I:\MS19\METHODS\S19042716.M
 Quant Title : EPA TO-15 per SOP VOA-TO15 (CASS TO-15/GC-MS)
 QLast Update : Wed Apr 27 07:42:07 2016
 Response via : Initial Calibration
 DataAcq Meth:TO15SIM.M

CL 4/27/16

Internal Standards	R.T.	QIon	Response	Conc	Units	Dev (Min)
1) Bromochloromethane (IS1)	9.75	130	21883	1000.000	pg	0.00
25) 1,4-Difluorobenzene (IS2)	11.70	114	117773	1000.000	pg	0.00
38) Chlorobenzene-d5 (IS3)	16.05	54	23661	1000.000	pg	0.00

System Monitoring Compounds

20) 1,2-Dichloroethane-d4 ...	10.52	65	46032	1253.187	pg	0.00
Spiked Amount 1000.000	Range 70 - 130		Recovery =	125.32%		
33) Toluene-d8 (SS2)	14.14	98	123760	1149.555	pg	0.00
Spiked Amount 1000.000	Range 70 - 130		Recovery =	114.95%		
45) Bromofluorobenzene (SS3)	17.55	174	64902	1202.301	pg	0.00
Spiked Amount 1000.000	Range 70 - 130		Recovery =	120.23%		

Target Compounds

	R.T.	QIon	Response	Conc	Units	Qvalue
2) Dichlorodifluoromethan...	4.40	85	138221	2195.272	pg	100
3) Chloromethane	4.62	52	34673	2350.615	pg	93
4) 1,2-Dichloro,1,1,2,2-t...	4.79	85	146018	2401.387	pg	100
5) Vinyl Chloride	4.92	62	122407	2501.976	pg	99
6) 1,3-Butadiene	5.11	54	85774	3034.112	pg	100
7) Bromomethane	5.44	94	50655	2128.565	pg	99
8) Chloroethane	5.67	64	36885	2377.368	pg	99
9) Acrolein	6.23	56	24774m	2377.943	pg	
10) Acetone	6.37	58	177466	10606.527	pg	96
11) Trichlorofluoromethane	6.59	101	97756	2107.957	pg	100
12) 1,1-Dichloroethene	7.33	96	57736	2357.772	pg	98
13) Methylene Chloride	7.46	84	63628	2367.831	pg	97
14) Trichlorotrifluoroethane	7.79	151	51902	2116.370	pg	100
15) trans-1,2-Dichloroethene	8.50	96	63195	2362.673	pg	98
16) 1,1-Dichloroethane	8.71	63	107665	2531.340	pg	100
17) Methyl tert-Butyl Ether	8.77	73	169080	2584.983	pg	99
18) cis-1,2-Dichloroethene	9.58	96	67852	2465.467	pg	100
19) Chloroform	9.88	83	116072	2351.217	pg	100
21) 1,2-Dichloroethane	10.63	62	86508	2572.246	pg	100
22) 1,1,1-Trichloroethane	10.90	97	101922	2333.777	pg	100
23) Benzene	11.36	78	249074	2556.803	pg	100
24) Carbon Tetrachloride	11.51	117	89923	2371.901	pg	100
26) 1,2-Dichloropropane	12.17	63	60525	2398.493	pg	99
27) Bromodichloromethane	12.35	83	91114	2357.035	pg	100
28) Trichloroethene	12.41	130	66561	1991.971	pg	100
29) 1,4-Dioxane	12.37	88	50487	2431.074	pg	97
30) cis-1,3-Dichloropropene	13.25	75	99770	2588.079	pg	100
31) trans-1,3-Dichloropropene	13.76	75	85221	2570.112	pg	99
32) 1,1,2-Trichloroethane	13.94	83	53733	2300.531	pg	98
34) Toluene	14.24	91	250205	1971.055	pg	100
35) Dibromochloromethane	14.66	129	68643	2320.436	pg	100
36) 1,2-Dibromoethane	14.91	107	68981	2288.001	pg	100
37) Tetrachloroethene	15.40	166	62903	1841.470	pg	99
39) Chlorobenzene	16.10	112	168494	1667.782	pg	100
40) Ethylbenzene	16.48	91	279760	1786.156	pg	99
41) m,p-Xylene	16.65	91	448019	3660.315	pg	99
42) Styrene	17.01	104	166003	1927.037	pg	100
43) o-Xylene	17.12	106	110398	1754.166	pg	97
44) 1,1,2,2-Tetrachloroethane	17.09	83	113052	1763.205	pg	100
46) 1,3,5-Trimethylbenzene	18.38	105	240988	1901.860	pg	98
47) 1,2,4-Trimethylbenzene	18.77	105	248472	1909.308	pg	99
48) 1,3-Dichlorobenzene	18.92	146	138730	1779.365	pg	99
49) 1,4-Dichlorobenzene	18.98	146	135490	1713.024	pg	99
50) 1,2-Dichlorobenzene	19.31	146	134294	1736.503	pg	100
51) 1,2-Dibromo-3-chloropr...	19.72	157	45065	1903.530	pg	89
52) 1,2,4-Trichlorobenzene	20.94	182	74986	1687.080	pg	99
53) Naphthalene	21.05	128	292214	1795.566	pg	98

Data File : I:\MS19\DATA\2016 04\26\04261613.D
 Acq On : 26 Apr 2016 16:45
 Sample : 2000pg TO15SIM ICAL STD
 Misc : S29-04191602/S29-04131609 (5/12)

Vial: 9
 Operator: CL
 Inst : MS19

Quant Time: Apr 27 08:53:01 2016
 Quant Method : I:\MS19\METHODS\S19042716.M
 Quant Title : EPA TO-15 per SOP VOA-TO15 (CASS TO-15/GC-MS)
 QLast Update : Wed Apr 27 07:42:07 2016
 Response via : Initial Calibration
 DataAcq Meth:TO15SIM.M

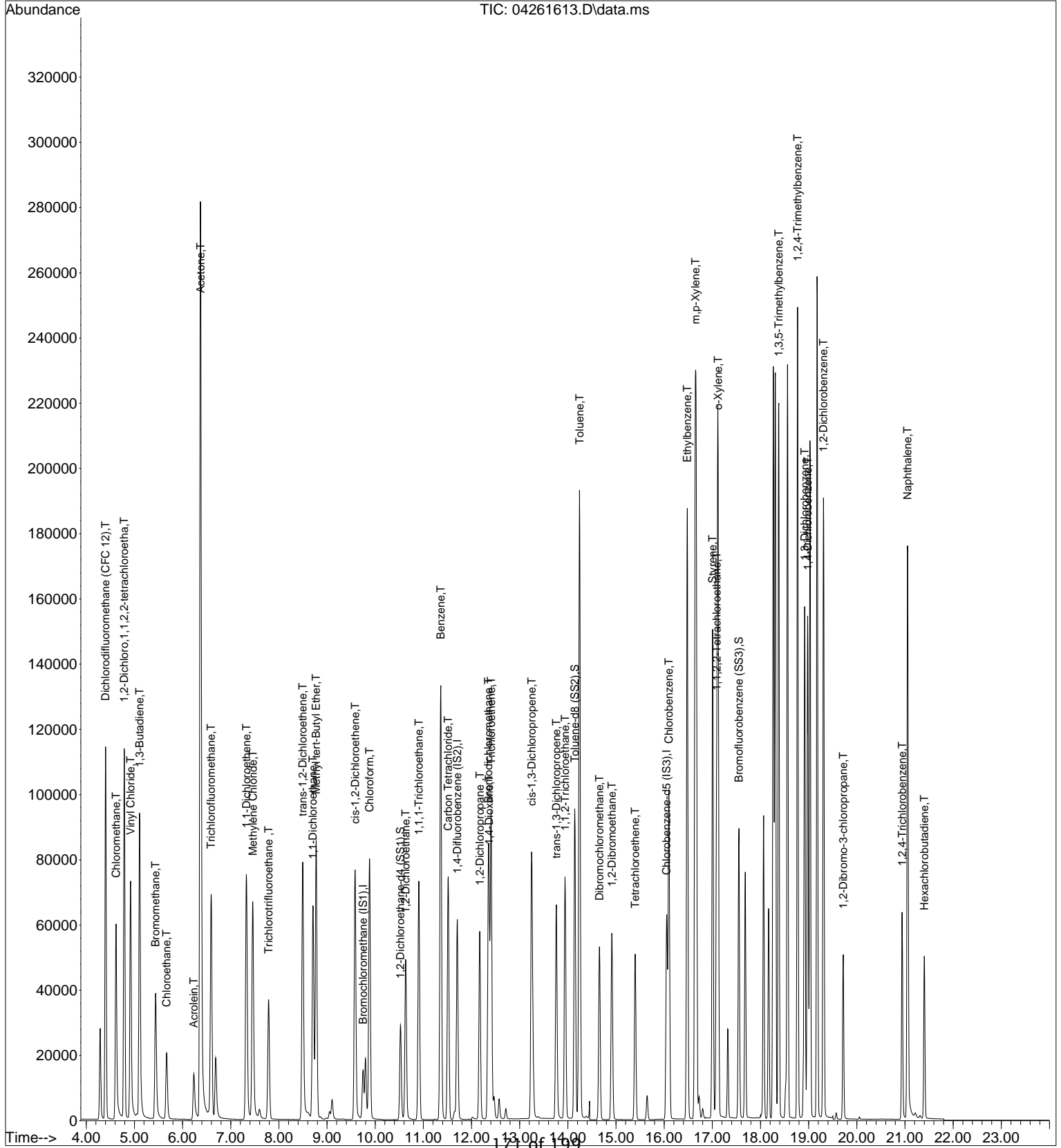
Internal Standards	R.T.	QIon	Response	Conc	Units	Dev(Min)
54) Hexachlorobutadiene	21.40	225	47109	1537.129	pg	100

(#) = qualifier out of range (m) = manual integration (+) = signals summed

Data File : I:\MS19\DATA\2016 04\26\04261613.D
Acq On : 26 Apr 2016 16:45
Sample : 2000pg TO15SIM ICAL STD
Misc : S29-04191602/S29-04131609 (5/12)

Vial: 9
Operator: CL
Inst : MS19

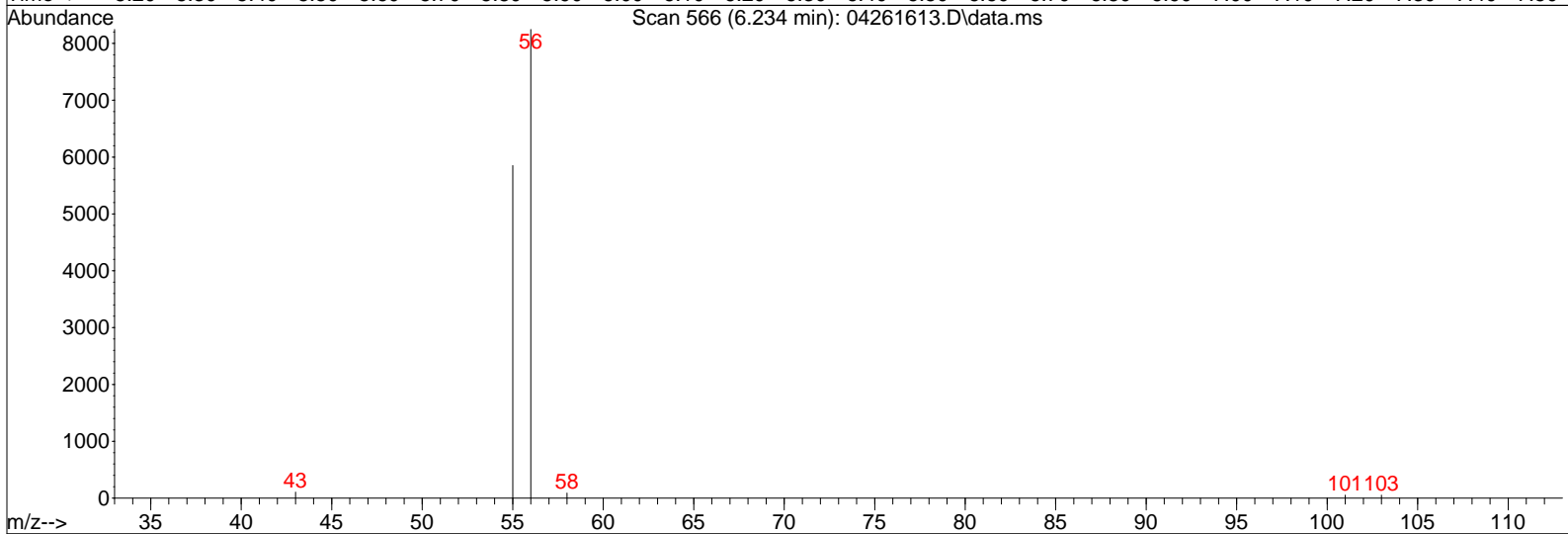
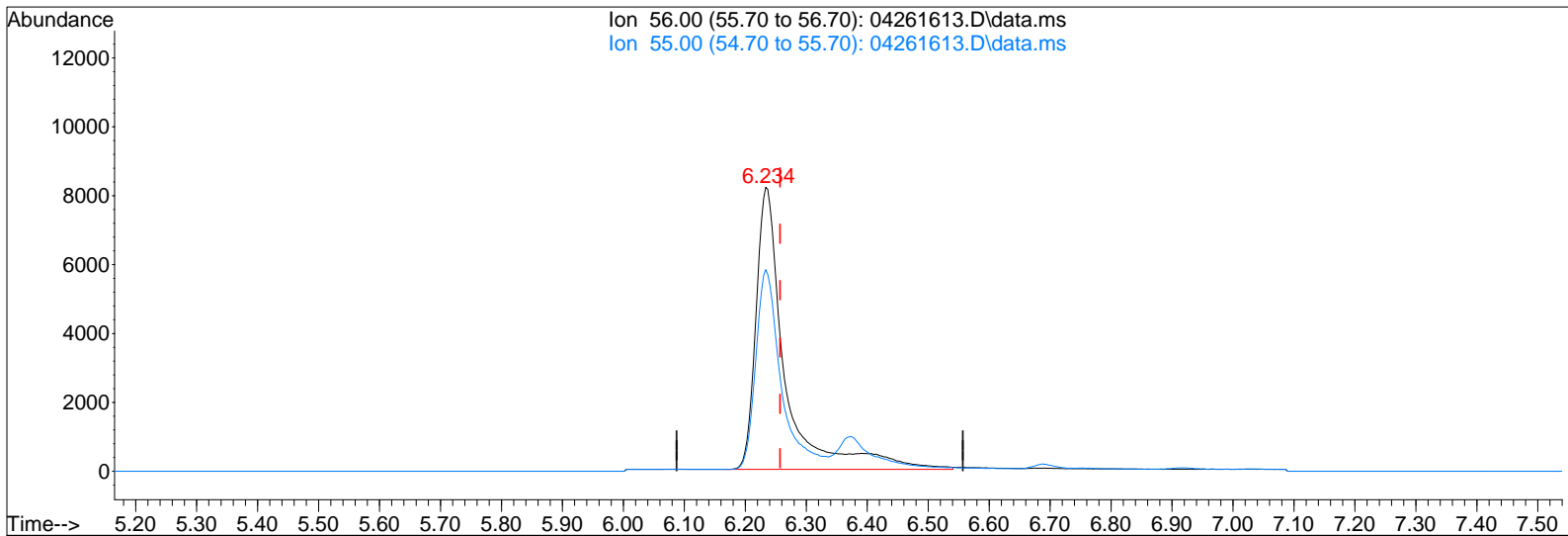
Quant Time: Apr 27 08:53:01 2016
Quant Method : I:\MS19\METHODS\S19042716.M
Quant Title : EPA TO-15 per SOP VOA-TO15 (CASS TO-15/GC-MS)
QLast Update : Wed Apr 27 07:42:07 2016
Response via : Initial Calibration
DataAcq Meth:TO15SIM.M



Data File : I:\MS19\DATA\2016 04\26\04261613.D
 Acq On : 26 Apr 2016 16:45
 Sample : 2000pg TO15SIM ICAL STD
 Misc : S29-04191602/S29-04131609 (5/12)

Vial: 9
 Operator: CL
 Inst : MS19

Quant Time: Apr 27 07:43:04 2016
 Quant Method : I:\MS19\METHODS\S19042716.M
 Quant Title : EPA TO-15 per SOP VOA-TO15 (CASS TO-15/GC-MS)
 QLast Update : Wed Apr 27 07:42:07 2016
 Response via : Initial Calibration
 DataAcq Meth:TO15SIM.M



TIC: 04261613.D\data.ms

(9) Acrolein (T)

6.234min (-0.024) 2626.74pg

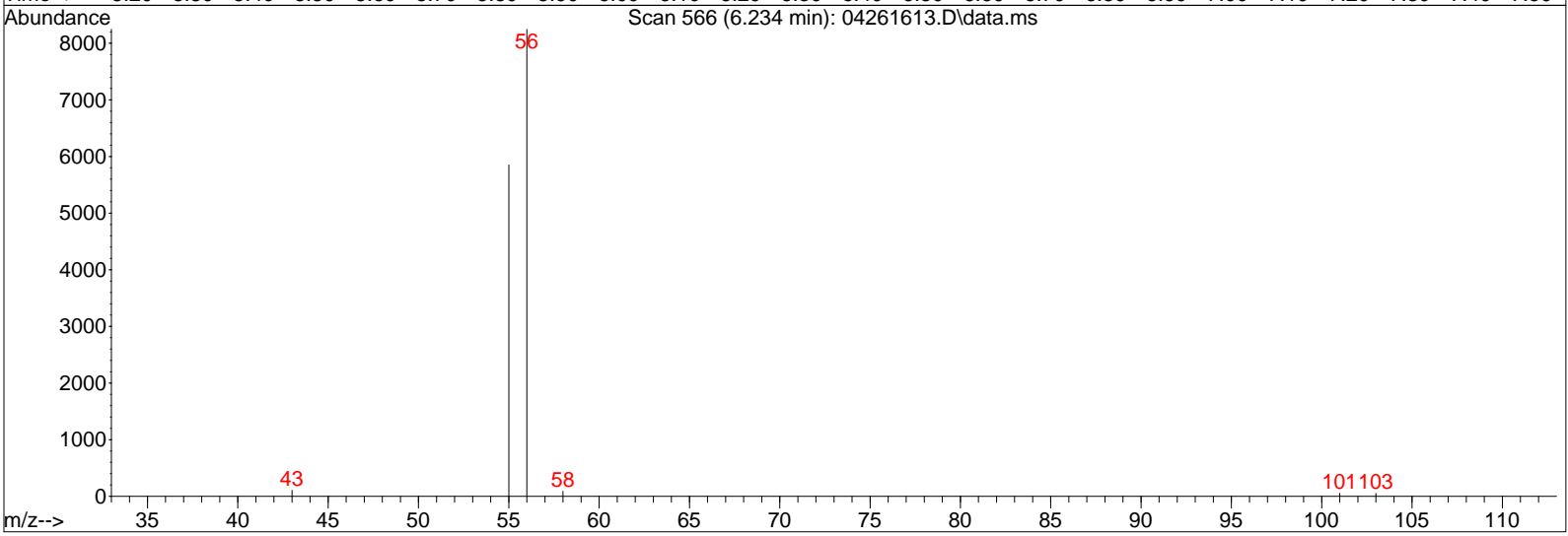
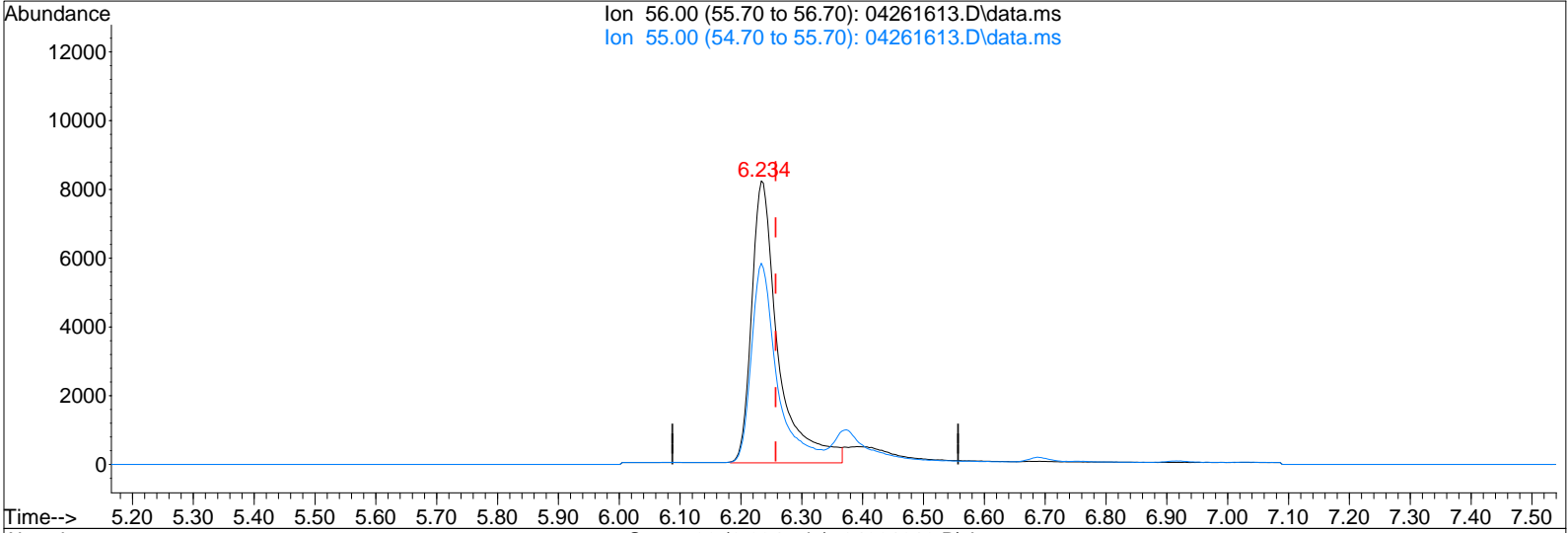
response 27366

Ion	Exp%	Act%
56.00	100	100
55.00	67.20	61.62
0.00	0.00	0.00
0.00	0.00	0.00

Data File : I:\MS19\DATA\2016 04\26\04261613.D
 Acq On : 26 Apr 2016 16:45
 Sample : 2000pg TO15SIM ICAL STD
 Misc : S29-04191602/S29-04131609 (5/12)

Vial: 9
 Operator: CL
 Inst : MS19

Quant Time: Apr 27 07:43:04 2016
 Quant Method : I:\MS19\METHODS\S19042716.M
 Quant Title : EPA TO-15 per SOP VOA-TO15 (CASS TO-15/GC-MS)
 QLast Update : Wed Apr 27 07:42:07 2016
 Response via : Initial Calibration
 DataAcq Meth:TO15SIM.M



TIC: 04261613.D\data.ms

(9) Acrolein (T)

6.234min (-0.024) 2377.94pg m

response 24774

IPC

Ion	Exp%	Act%
56.00	100	100
55.00	67.20	68.07
0.00	0.00	0.00
0.00	0.00	0.00

CL 4/27/16

Data File : I:\MS19\DATA\2016 04\26\04261614.D
 Acq On : 26 Apr 2016 17:16
 Sample : 5000pg TO15SIM ICAL STD
 Misc : S29-04191602/S29-04131609 (5/12)

Vial: 9
 Operator: CL
 Inst : MS19

Quant Time: Apr 27 08:56:20 2016
 Quant Method : I:\MS19\METHODS\S19042716.M
 Quant Title : EPA TO-15 per SOP VOA-TO15 (CASS TO-15/GC-MS)
 QLast Update : Wed Apr 27 07:42:07 2016
 Response via : Initial Calibration
 DataAcq Meth:TO15SIM.M

CL 4/27/16

Internal Standards	R.T.	QIon	Response	Conc	Units	Dev (Min)
1) Bromochloromethane (IS1)	9.75	130	23009	1000.000	pg	0.00
25) 1,4-Difluorobenzene (IS2)	11.70	114	123188	1000.000	pg	0.00
38) Chlorobenzene-d5 (IS3)	16.05	54	25018	1000.000	pg	0.00

System Monitoring Compounds

20) 1,2-Dichloroethane-d4 ...	10.53	65	47377	1226.684	pg	0.00
Spiked Amount 1000.000	Range 70 - 130		Recovery =	122.67%		
33) Toluene-d8 (SS2)	14.14	98	130836	1161.860	pg	0.00
Spiked Amount 1000.000	Range 70 - 130		Recovery =	116.19%		
45) Bromofluorobenzene (SS3)	17.55	174	72518	1270.520	pg	0.00
Spiked Amount 1000.000	Range 70 - 130		Recovery =	127.05%		

Target Compounds

	R.T.	QIon	Response	Conc	Units	Qvalue
2) Dichlorodifluoromethan...	4.40	85	335813	5072.487	pg	100
3) Chloromethane	4.61	52	78405	5055.255	pg	94
4) 1,2-Dichloro,1,1,2,2-t...	4.79	85	345609	5405.674	pg	100
5) Vinyl Chloride	4.92	62	286564	5570.674	pg	99
6) 1,3-Butadiene	5.10	54	210020	7065.545	pg	100
7) Bromomethane	5.44	94	122808	4907.952	pg	100
8) Chloroethane	5.66	64	89795	5504.373	pg	99
9) Acrolein	6.23	56	64844m	5919.490	pg	
10) Acetone	6.37	58	425658	24195.130	pg	94
11) Trichlorofluoromethane	6.59	101	234650	4812.247	pg	100
12) 1,1-Dichloroethene	7.32	96	144978	5630.751	pg	97
13) Methylene Chloride	7.46	84	153366	5428.009	pg	97
14) Trichlorotrifluoroethane	7.79	151	129433	5019.515	pg	100
15) trans-1,2-Dichloroethene	8.50	96	158090	5621.271	pg	97
16) 1,1-Dichloroethane	8.71	63	259405	5800.474	pg	100
17) Methyl tert-Butyl Ether	8.77	73	428993	6237.704	pg	99
18) cis-1,2-Dichloroethene	9.58	96	168316	5816.626	pg	100
19) Chloroform	9.89	83	276056	5318.284	pg	100
21) 1,2-Dichloroethane	10.63	62	208898	5907.443	pg	99
22) 1,1,1-Trichloroethane	10.91	97	247916	5398.899	pg	100
23) Benzene	11.36	78	595594	5814.713	pg	100
24) Carbon Tetrachloride	11.52	117	218592	5483.642	pg	100
26) 1,2-Dichloropropane	12.17	63	147682	5595.109	pg	99
27) Bromodichloromethane	12.35	83	224976	5564.093	pg	100
28) Trichloroethene	12.41	130	164356	4702.471	pg	100
29) 1,4-Dioxane	12.37	88	127652	5876.566	pg	96
30) cis-1,3-Dichloropropene	13.25	75	259375	6432.547	pg	100
31) trans-1,3-Dichloropropene	13.76	75	225759	6509.204	pg	99
32) 1,1,2-Trichloroethane	13.94	83	131450	5380.528	pg	97
34) Toluene	14.24	91	621355	4679.719	pg	99
35) Dibromochloromethane	14.66	129	176441	5702.301	pg	100
36) 1,2-Dibromoethane	14.91	107	174754	5541.550	pg	100
37) Tetrachloroethene	15.40	166	161554	4521.561	pg	97
39) Chlorobenzene	16.10	112	425003	3978.573	pg	100
40) Ethylbenzene	16.48	91	720180	4348.659	pg	98
41) m,p-Xylene	16.65	91	1120455	8657.588	pg	98
42) Styrene	17.01	104	439921	4829.802	pg	100
43) o-Xylene	17.12	106	276812	4159.824	pg	96
44) 1,1,2,2-Tetrachloroethane	17.09	83	278595	4109.400	pg	100
46) 1,3,5-Trimethylbenzene	18.38	105	604514	4512.009	pg	97
47) 1,2,4-Trimethylbenzene	18.77	105	633240	4602.008	pg	98
48) 1,3-Dichlorobenzene	18.92	146	354466	4299.815	pg	100
49) 1,4-Dichlorobenzene	18.98	146	343273	4104.653	pg	99
50) 1,2-Dichlorobenzene	19.31	146	343736	4203.629	pg	100
51) 1,2-Dibromo-3-chloropr...	19.72	157	121680	4860.938	pg	86
52) 1,2,4-Trichlorobenzene	20.94	182	206471	4393.342	pg	98
53) Naphthalene	21.05	128	768456	4464.280	pg	98

174 of 199

Data File : I:\MS19\DATA\2016 04\26\04261614.D
 Acq On : 26 Apr 2016 17:16
 Sample : 5000pg TO15SIM ICAL STD
 Misc : S29-04191602/S29-04131609 (5/12)

Vial: 9
 Operator: CL
 Inst : MS19

Quant Time: Apr 27 08:56:20 2016
 Quant Method : I:\MS19\METHODS\S19042716.M
 Quant Title : EPA TO-15 per SOP VOA-TO15 (CASS TO-15/GC-MS)
 QLast Update : Wed Apr 27 07:42:07 2016
 Response via : Initial Calibration
 DataAcq Meth:TO15SIM.M

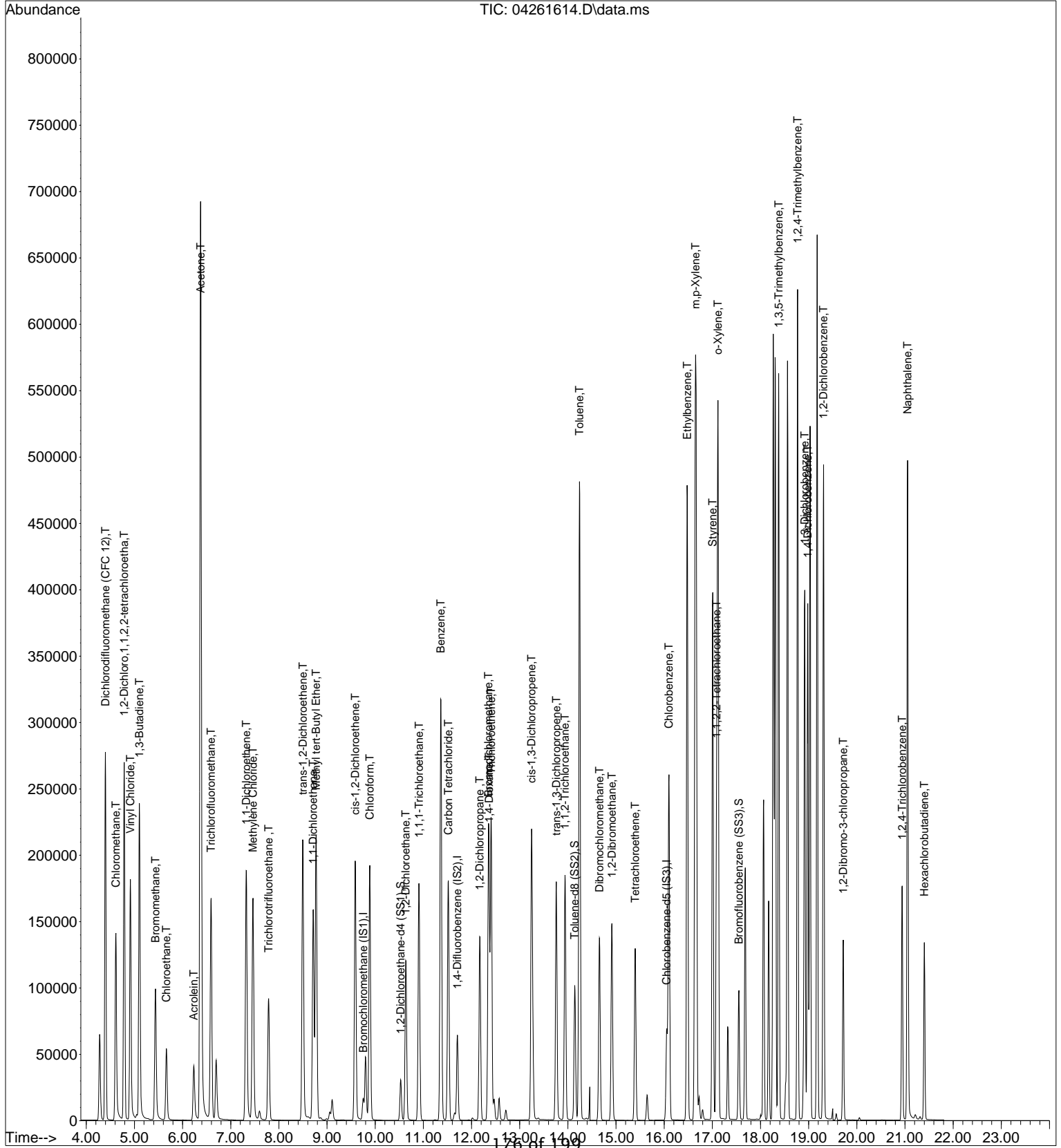
Internal Standards	R.T.	QIon	Response	Conc	Units	Dev(Min)
54) Hexachlorobutadiene	21.40	225	125380	3869.146	pg	100

(#) = qualifier out of range (m) = manual integration (+) = signals summed

Data File : I:\MS19\DATA\2016 04\26\04261614.D
Acq On : 26 Apr 2016 17:16
Sample : 5000pg TO15SIM ICAL STD
Misc : S29-04191602/S29-04131609 (5/12)

Vial: 9
Operator: CL
Inst : MS19

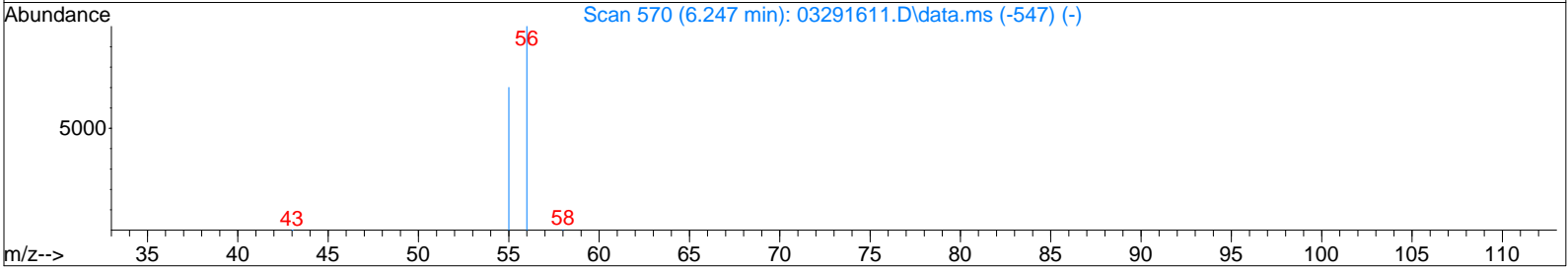
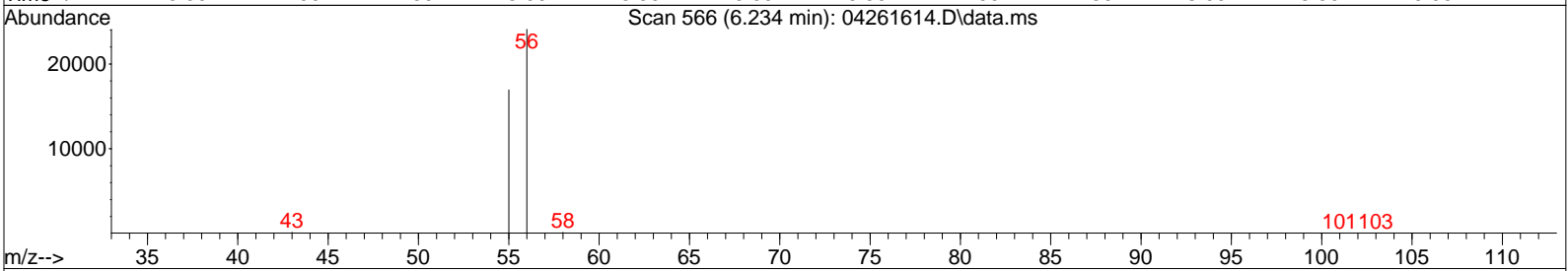
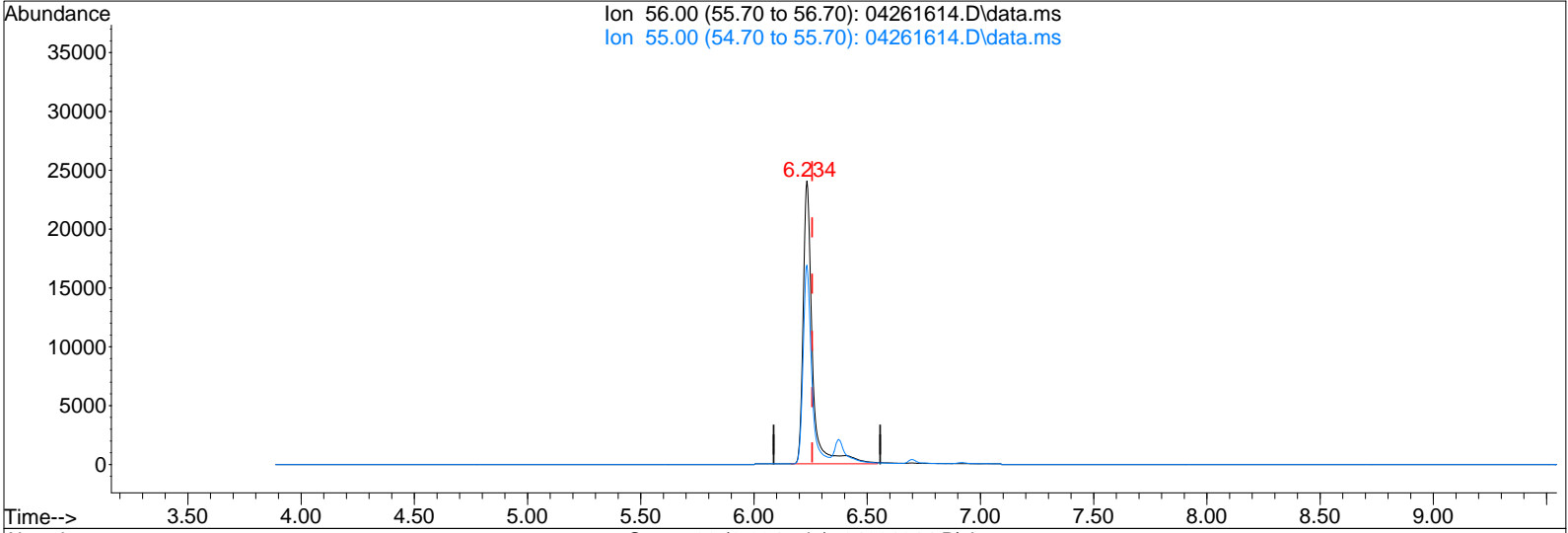
Quant Time: Apr 27 08:56:20 2016
Quant Method : I:\MS19\METHODS\S19042716.M
Quant Title : EPA TO-15 per SOP VOA-TO15 (CASS TO-15/GC-MS)
QLast Update : Wed Apr 27 07:42:07 2016
Response via : Initial Calibration
DataAcq Meth:TO15SIM.M



Data File : I:\MS19\DATA\2016 04\26\04261614.D
 Acq On : 26 Apr 2016 17:16
 Sample : 5000pg TO15SIM ICAL STD
 Misc : S29-04191602/S29-04131609 (5/12)

Vial: 9
 Operator: CL
 Inst : MS19

Quant Time: Apr 27 07:43:05 2016
 Quant Method : I:\MS19\METHODS\S19042716.M
 Quant Title : EPA TO-15 per SOP VOA-TO15 (CASS TO-15/GC-MS)
 QLast Update : Wed Apr 27 07:42:07 2016
 Response via : Initial Calibration
 DataAcq Meth:TO15SIM.M



TIC: 04261614.D\data.ms

(9) Acrolein (T)

6.234min (-0.024) 6248.13pg

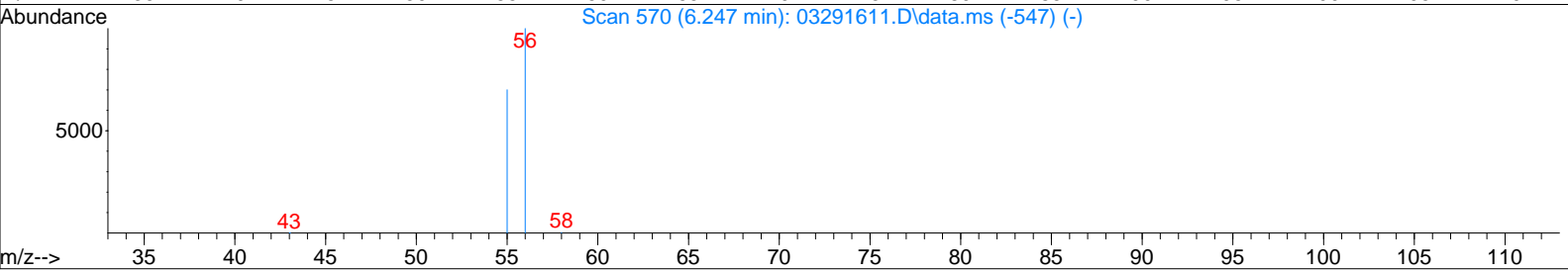
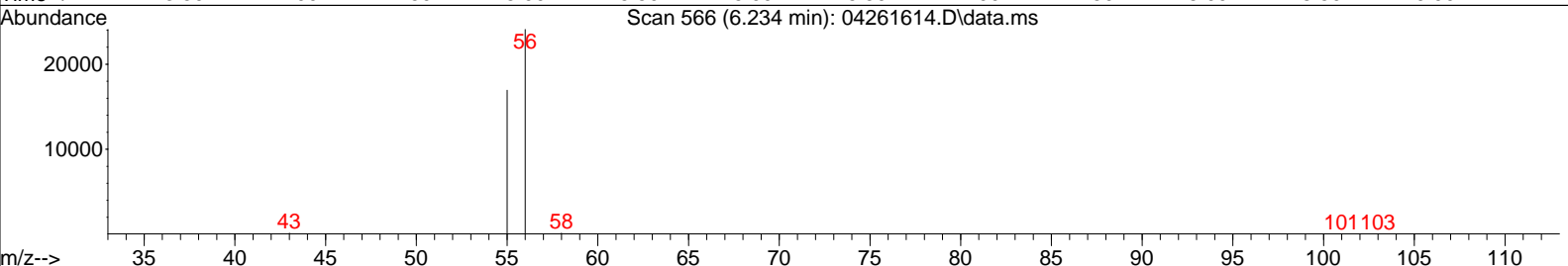
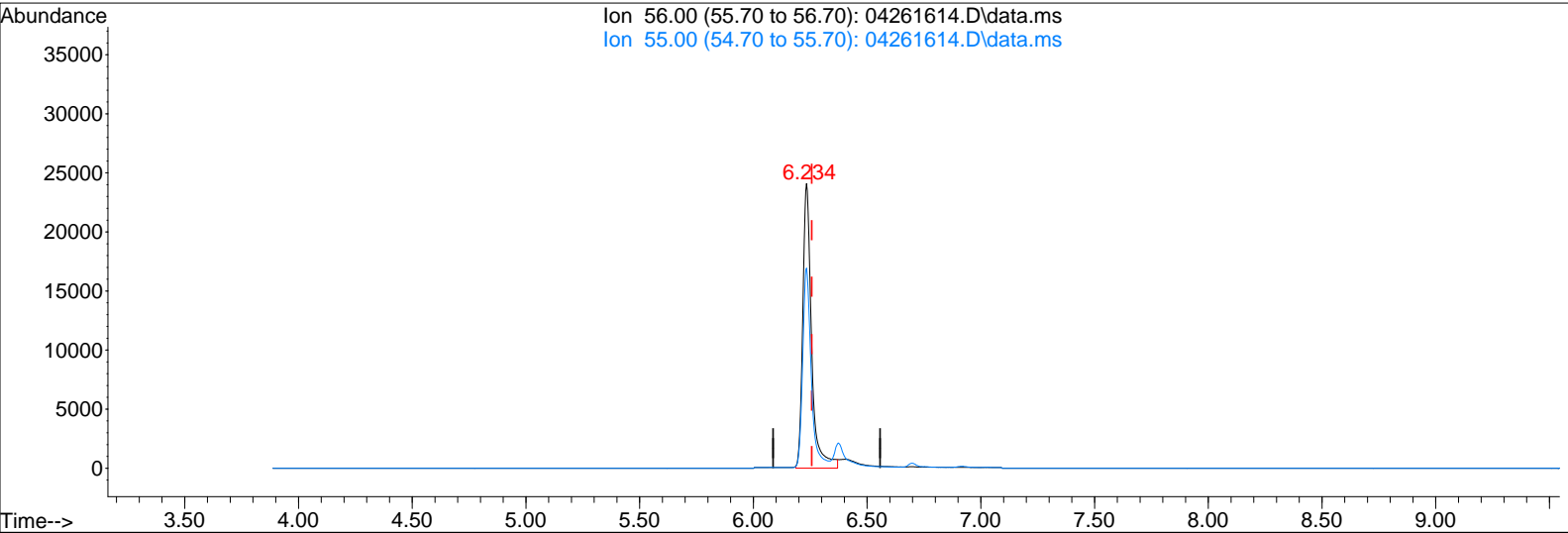
response 68444

Ion	Exp%	Act%
56.00	100	100
55.00	67.20	64.68
0.00	0.00	0.00
0.00	0.00	0.00

Data File : I:\MS19\DATA\2016 04\26\04261614.D
 Acq On : 26 Apr 2016 17:16
 Sample : 5000pg TO15SIM ICAL STD
 Misc : S29-04191602/S29-04131609 (5/12)

Vial: 9
 Operator: CL
 Inst : MS19

Quant Time: Apr 27 07:43:05 2016
 Quant Method : I:\MS19\METHODS\S19042716.M
 Quant Title : EPA TO-15 per SOP VOA-TO15 (CASS TO-15/GC-MS)
 QLast Update : Wed Apr 27 07:42:07 2016
 Response via : Initial Calibration
 DataAcq Meth:TO15SIM.M



TIC: 04261614.D\data.ms

(9) Acrolein (T)

6.234min (-0.024) 5919.49pg m

response 64844

BLC

Ion	Exp%	Act%
56.00	100	100
55.00	67.20	68.27
0.00	0.00	0.00
0.00	0.00	0.00

CL 4/27/16

Data File : I:\MS19\DATA\2016 04\26\04261615.D
 Acq On : 26 Apr 2016 17:48
 Sample : 10000pg TO15SIM ICAL STD
 Misc : S29-04191602/S29-04131609 (5/12)

Vial: 9
 Operator: CL
 Inst : MS19

Quant Time: Apr 27 09:02:33 2016
 Quant Method : I:\MS19\METHODS\S19042716.M
 Quant Title : EPA TO-15 per SOP VOA-TO15 (CASS TO-15/GC-MS)
 QLast Update : Wed Apr 27 07:42:07 2016
 Response via : Initial Calibration
 DataAcq Meth:TO15SIM.M

CL 4/27/16

Internal Standards	R.T.	QIon	Response	Conc	Units	Dev (Min)
1) Bromochloromethane (IS1)	9.76	130	24128	1000.000	pg	0.00
25) 1,4-Difluorobenzene (IS2)	11.71	114	130153	1000.000	pg	0.00
38) Chlorobenzene-d5 (IS3)	16.05	54	27035	1000.000	pg	0.00

System Monitoring Compounds

20) 1,2-Dichloroethane-d4 ...	10.54	65	49072	1211.645	pg	0.01
Spiked Amount	1000.000	Range 70 - 130	Recovery	=	121.17%	
33) Toluene-d8 (SS2)	14.14	98	138736	1166.085	pg	0.00
Spiked Amount	1000.000	Range 70 - 130	Recovery	=	116.61%	
45) Bromofluorobenzene (SS3)	17.55	174	79459	1288.265	pg	0.00
Spiked Amount	1000.000	Range 70 - 130	Recovery	=	128.83%	

Target Compounds

	R.T.	QIon	Response	Conc	Units	Qvalue
2) Dichlorodifluoromethan...	4.40	85	678091	9767.600	pg	99
3) Chloromethane	4.61	52	147256	9054.171	pg	94
4) 1,2-Dichloro,1,1,2,2-t...	4.79	85	686928	10245.955	pg	100
5) Vinyl Chloride	4.92	62	579210	10737.386	pg	99
6) 1,3-Butadiene	5.11	54	425568	13653.073	pg	98
7) Bromomethane	5.44	94	267027	10176.660	pg	99
8) Chloroethane	5.67	64	185021	10815.663	pg	100
9) Acrolein	6.24	56	135427m	11789.521	pg	
10) Acetone	6.38	58	855838	46391.151	pg	94
11) Trichlorofluoromethane	6.60	101	478266	9353.481	pg	100
12) 1,1-Dichloroethene	7.33	96	301010	11148.631	pg	96
13) Methylene Chloride	7.47	84	309845	10457.609	pg	96
14) Trichlorotrifluoroethane	7.79	151	269941	9983.021	pg	99
15) trans-1,2-Dichloroethene	8.50	96	327770	11114.136	pg	97
16) 1,1-Dichloroethane	8.72	63	522391	11139.283	pg	100
17) Methyl tert-Butyl Ether	8.77	73	888474	12319.574	pg	99
18) cis-1,2-Dichloroethene	9.59	96	345553	11387.720	pg	100
19) Chloroform	9.89	83	553963	10177.276	pg	100
21) 1,2-Dichloroethane	10.64	62	422647	11397.760	pg	99
22) 1,1,1-Trichloroethane	10.91	97	504992	10487.248	pg	100
23) Benzene	11.36	78	1203151	11201.458	pg	100
24) Carbon Tetrachloride	11.52	117	450116	10768.015	pg	100
26) 1,2-Dichloropropane	12.18	63	304452	10917.271	pg	99
27) Bromodichloromethane	12.36	83	465005	10885.040	pg	100
28) Trichloroethene	12.41	130	337702	9145.098	pg	100
29) 1,4-Dioxane	12.37	88	265986	11589.614	pg	95
30) cis-1,3-Dichloropropene	13.25	75	550691	12926.385	pg	100
31) trans-1,3-Dichloropropene	13.76	75	483534	13195.445	pg	99
32) 1,1,2-Trichloroethane	13.94	83	268663	10408.458	pg	97
34) Toluene	14.24	91	1271777	9065.780	pg	99
35) Dibromochloromethane	14.66	129	373986	11439.846	pg	100
36) 1,2-Dibromoethane	14.91	107	363627	10913.761	pg	99
37) Tetrachloroethene	15.40	166	343205	9091.562	pg	96
39) Chlorobenzene	16.10	112	881012	7632.089	pg	100
40) Ethylbenzene	16.48	91	1480448	8272.441	pg	98
41) m,p-Xylene	16.66	91	2296859	16423.398	pg	97
42) Styrene	17.01	104	923509	9382.574	pg	100
43) o-Xylene	17.12	106	568946	7912.020	pg	95
44) 1,1,2,2-Tetrachloroethane	17.09	83	569830	7778.155	pg	99
46) 1,3,5-Trimethylbenzene	18.38	105	1247756	8618.257	pg	96
47) 1,2,4-Trimethylbenzene	18.77	105	1332938	8964.276	pg	97
48) 1,3-Dichlorobenzene	18.92	146	734185	8241.512	pg	100
49) 1,4-Dichlorobenzene	18.98	146	717191	7935.929	pg	99
50) 1,2-Dichlorobenzene	19.31	146	720083	8149.072	pg	100
51) 1,2-Dibromo-3-chloropr...	19.72	157	265866	9828.560	pg	83
52) 1,2,4-Trichlorobenzene	20.94	182	452157	8903.308	pg	97
53) Naphthalene	21.05	128	1631828	8772.699	pg	98

Data File : I:\MS19\DATA\2016 04\26\04261615.D
 Acq On : 26 Apr 2016 17:48
 Sample : 10000pg TO15SIM ICAL STD
 Misc : S29-04191602/S29-04131609 (5/12)

Vial: 9
 Operator: CL
 Inst : MS19

Quant Time: Apr 27 09:02:33 2016
 Quant Method : I:\MS19\METHODS\S19042716.M
 Quant Title : EPA TO-15 per SOP VOA-TO15 (CASS TO-15/GC-MS)
 QLast Update : Wed Apr 27 07:42:07 2016
 Response via : Initial Calibration
 DataAcq Meth:TO15SIM.M

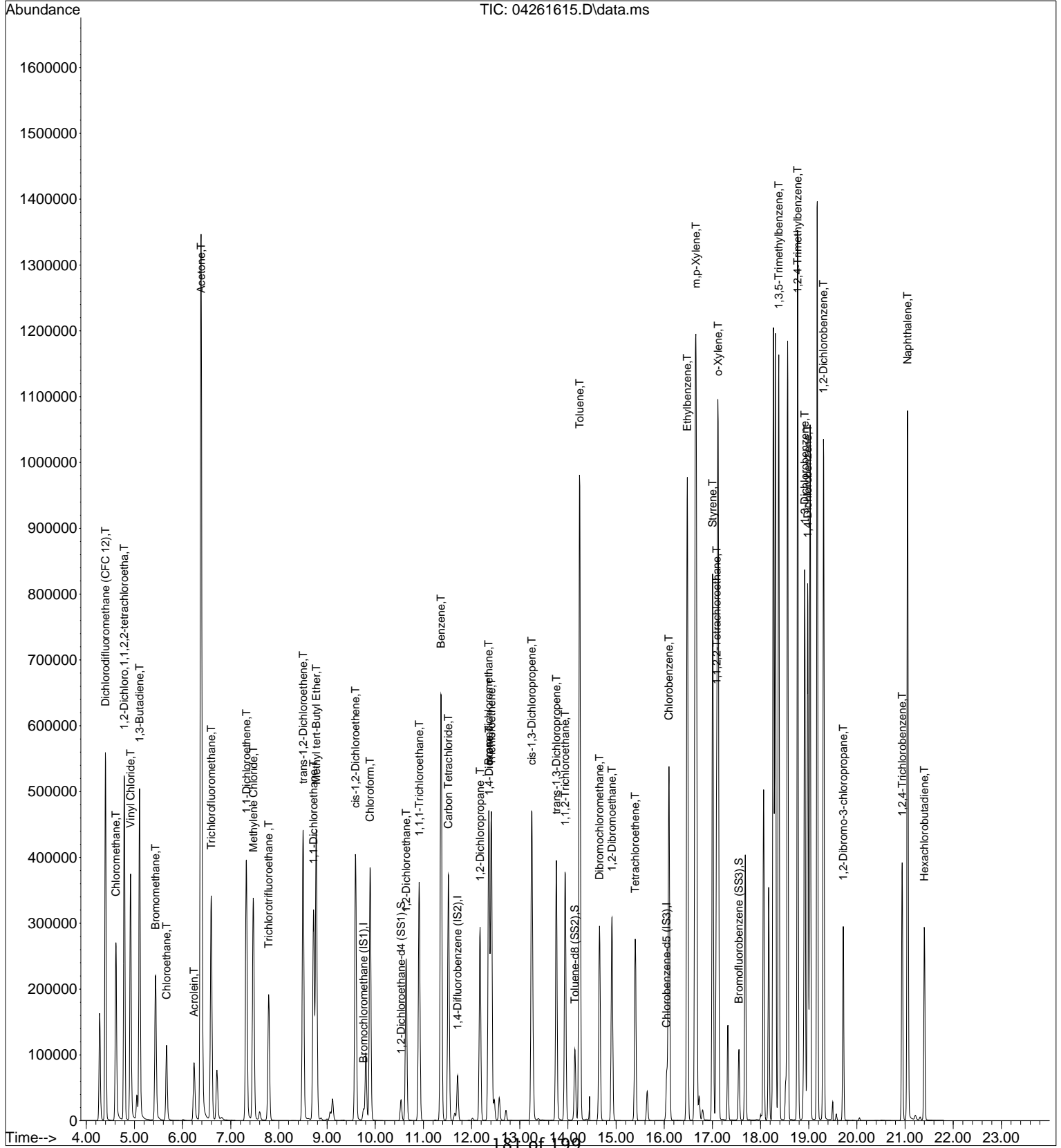
Internal Standards	R.T.	QIon	Response	Conc	Units	Dev(Min)
54) Hexachlorobutadiene	21.40	225	273423	7808.148	pg	99

(#) = qualifier out of range (m) = manual integration (+) = signals summed

Data File : I:\MS19\DATA\2016 04\26\04261615.D
Acq On : 26 Apr 2016 17:48
Sample : 10000pg TO15SIM ICAL STD
Misc : S29-04191602/S29-04131609 (5/12)

Vial: 9
Operator: CL
Inst : MS19

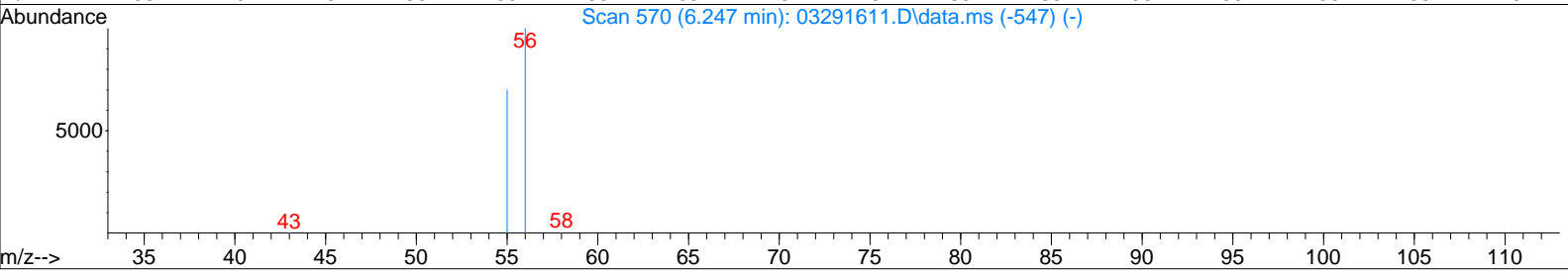
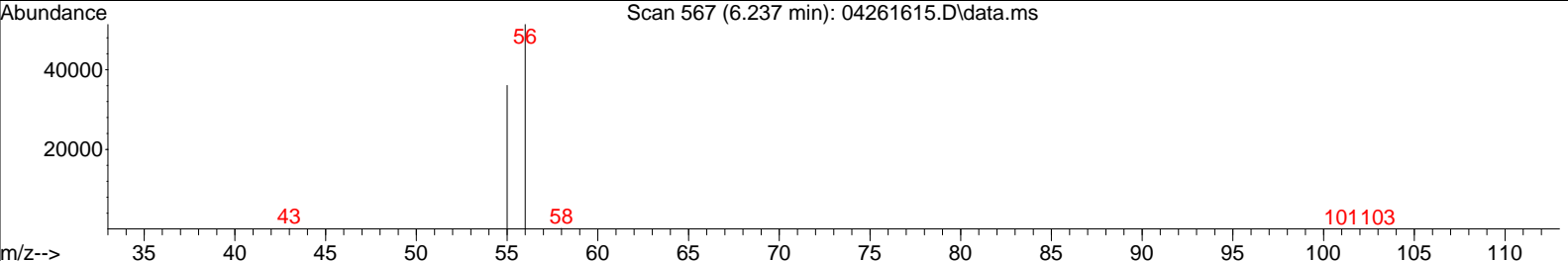
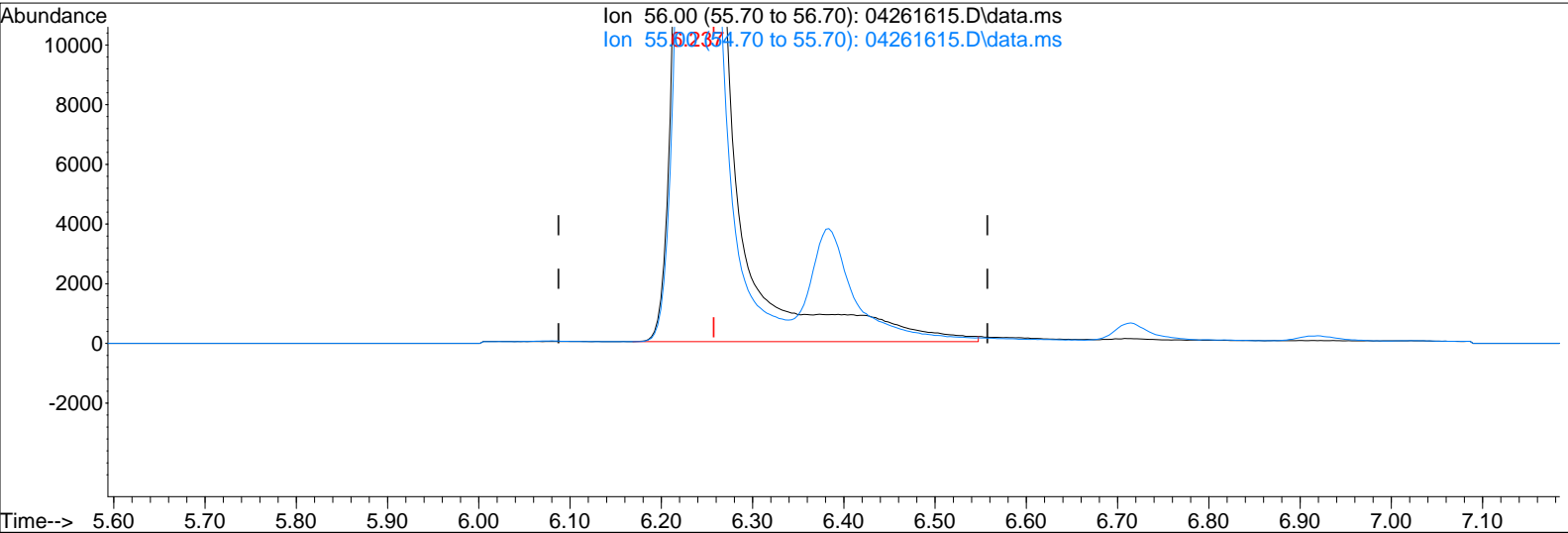
Quant Time: Apr 27 09:02:33 2016
Quant Method : I:\MS19\METHODS\S19042716.M
Quant Title : EPA TO-15 per SOP VOA-TO15 (CASS TO-15/GC-MS)
QLast Update : Wed Apr 27 07:42:07 2016
Response via : Initial Calibration
DataAcq Meth:TO15SIM.M



Data File : I:\MS19\DATA\2016 04\26\04261615.D
 Acq On : 26 Apr 2016 17:48
 Sample : 10000pg TO15SIM ICAL STD
 Misc : S29-04191602/S29-04131609 (5/12)

Vial: 9
 Operator: CL
 Inst : MS19

Quant Time: Apr 27 07:43:06 2016
 Quant Method : I:\MS19\METHODS\S19042716.M
 Quant Title : EPA TO-15 per SOP VOA-TO15 (CASS TO-15/GC-MS)
 QLast Update : Wed Apr 27 07:42:07 2016
 Response via : Initial Calibration
 DataAcq Meth:TO15SIM.M



TIC: 04261615.D\data.ms

(9) Acrolein (T)

6.237min (-0.020) 12296.00pg

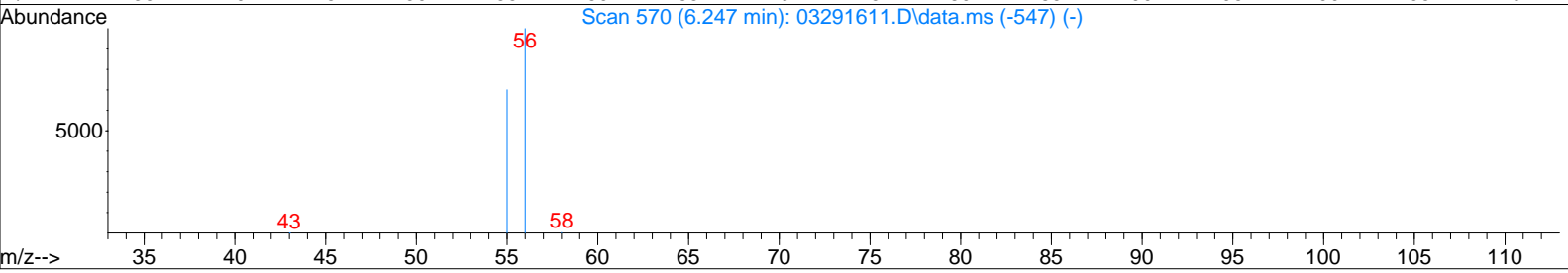
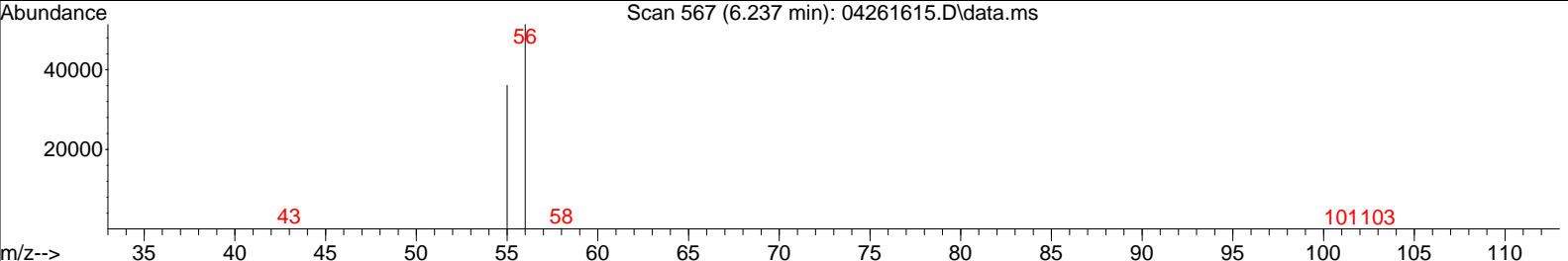
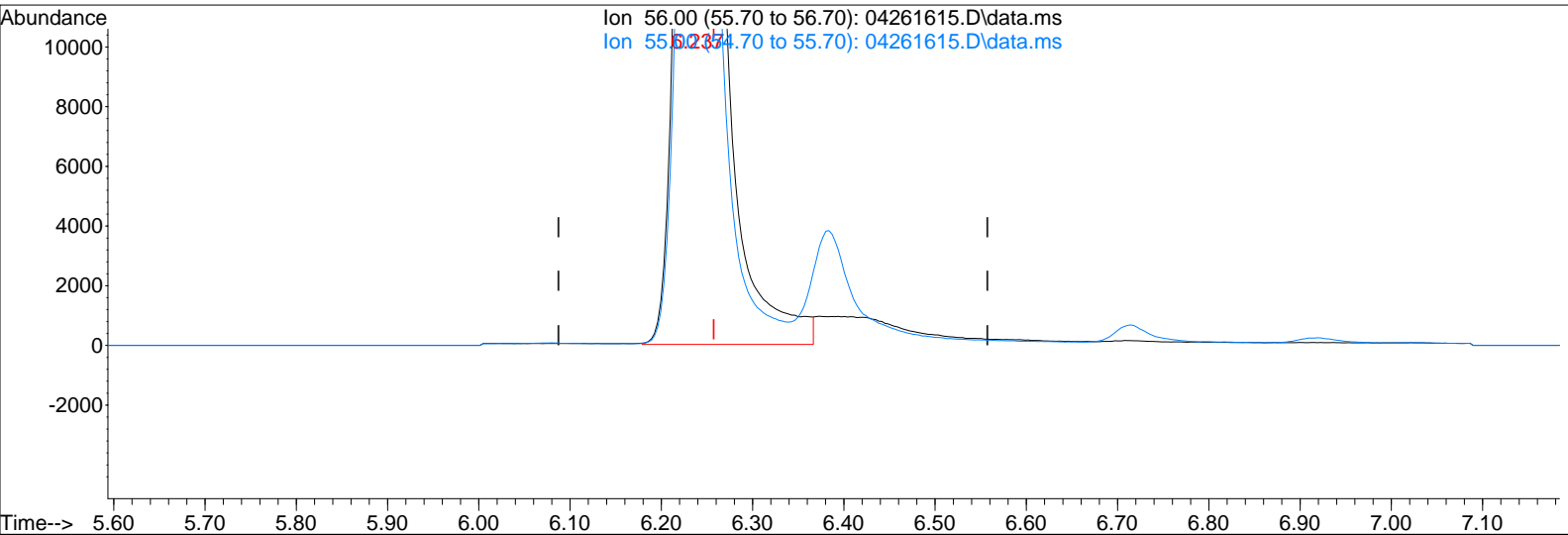
response 141245

Ion	Exp%	Act%
56.00	100	100
55.00	67.20	66.46
0.00	0.00	0.00
0.00	0.00	0.00

Data File : I:\MS19\DATA\2016 04\26\04261615.D
 Acq On : 26 Apr 2016 17:48
 Sample : 10000pg TO15SIM ICAL STD
 Misc : S29-04191602/S29-04131609 (5/12)

Vial: 9
 Operator: CL
 Inst : MS19

Quant Time: Apr 27 07:43:06 2016
 Quant Method : I:\MS19\METHODS\S19042716.M
 Quant Title : EPA TO-15 per SOP VOA-TO15 (CASS TO-15/GC-MS)
 QLast Update : Wed Apr 27 07:42:07 2016
 Response via : Initial Calibration
 DataAcq Meth:TO15SIM.M



TIC: 04261615.D\data.ms

(9) Acrolein (T)

6.237min (-0.020) 11789.52pg m

response 135427

IPC

Ion	Exp%	Act%
56.00	100	100
55.00	67.20	69.31
0.00	0.00	0.00
0.00	0.00	0.00

CL 4/27/16

Data File : I:\MS19\DATA\2016 04\26\04261619.D
 Acq On : 27 Apr 2016 10:14
 Sample : 50000pg TO15SIM ICAL STD
 Misc : S29-04191602/S29-04131606 (5/12)

Vial: 11
 Operator: CL
 Inst : MS19

Quant Time: Apr 27 10:56:49 2016
 Quant Method : I:\MS19\METHODS\S19042716.M
 Quant Title : EPA TO-15 per SOP VOA-TO15 (CASS TO-15/GC-MS)
 QLast Update : Wed Apr 27 09:30:03 2016
 Response via : Initial Calibration
 DataAcq Meth:TO15SIM.M

CL 4/27/16

Internal Standards	R.T.	QIon	Response	Conc	Units	Dev (Min)
1) Bromochloromethane (IS1)	9.77	130	26217	1000.000	pg	-0.01
25) 1,4-Difluorobenzene (IS2)	11.72	114	135145	1000.000	pg	0.00
38) Chlorobenzene-d5 (IS3)	16.05	54	31513	1000.000	pg	0.00

System Monitoring Compounds

20) 1,2-Dichloroethane-d4 ...	10.54	65	51231	912.265	pg	-0.01
Spiked Amount 1000.000	Range 70	- 130	Recovery	=	91.23%	
33) Toluene-d8 (SS2)	14.15	98	141897	979.404	pg	0.00
Spiked Amount 1000.000	Range 70	- 130	Recovery	=	97.94%	
45) Bromofluorobenzene (SS3)	17.55	174	81220	1027.693	pg	0.00
Spiked Amount 1000.000	Range 70	- 130	Recovery	=	102.77%	

Target Compounds

	R.T.	QIon	Response	Conc	Units	Qvalue
2) Dichlorodifluoromethan...	4.39	85	3248563	35329.741	pg	98
3) Chloromethane	4.61	52	699844	26771.226	pg	93
4) 1,2-Dichloro,1,1,2,2-t...	4.79	85	3513466	35962.564	pg	98
5) Vinyl Chloride	4.92	62	3026043	36954.945	pg	100
6) 1,3-Butadiene	5.11	54	2537294	61181.200	pg	99
7) Bromomethane	5.44	94	1301914	37331.685	pg	99
8) Chloroethane	5.67	64	968790	40058.262	pg	100
9) Acrolein	6.25	56	750595	49699.758	pg	97
10) Acetone	6.41	58	4824575	226468.825	pg	# 87
11) Trichlorofluoromethane	6.59	101	2485248	37054.337	pg	99
12) 1,1-Dichloroethene	7.33	96	1581729	44654.102	pg	95
13) Methylene Chloride	7.48	84	1599533	39086.151	pg	92
14) Trichlorotrifluoroethane	7.78	151	1558655	51301.924	pg	99
15) trans-1,2-Dichloroethene	8.51	96	1704578	43415.139	pg	97
16) 1,1-Dichloroethane	8.73	63	2693466	39055.799	pg	99
17) Methyl tert-Butyl Ether	8.78	73	4801805	53590.165	pg	100
18) cis-1,2-Dichloroethene	9.60	96	1803476	44755.047	pg	99
19) Chloroform	9.91	83	2848678	37854.476	pg	100
21) 1,2-Dichloroethane	10.65	62	2217184	40911.000	pg	99
22) 1,1,1-Trichloroethane	10.92	97	2653902	39983.552	pg	99
23) Benzene	11.37	78	6169496	37619.791	pg	100
24) Carbon Tetrachloride	11.53	117	2436379	42726.341	pg	99
26) 1,2-Dichloropropane	12.18	63	1614684	41459.344	pg	99
27) Bromodichloromethane	12.36	83	2587329	48838.228	pg	99
28) Trichloroethene	12.42	130	1873338	46288.265	pg	99
29) 1,4-Dioxane	12.37	88	1482443	50089.772	pg	95
30) cis-1,3-Dichloropropene	13.25	75	3132058	55155.209	pg	99
31) trans-1,3-Dichloropropene	13.76	75	2663221	55142.710	pg	98
32) 1,1,2-Trichloroethane	13.95	83	1412658	41142.446	pg	97
34) Toluene	14.25	91	6513505	40355.235	pg	95
35) Dibromochloromethane	14.66	129	2078362	50219.514	pg	99
36) 1,2-Dibromoethane	14.92	107	1909968	46371.151	pg	99
37) Tetrachloroethene	15.40	166	1994108	45683.724	pg	92
39) Chlorobenzene	16.10	112	4666290	42793.608	pg	98
40) Ethylbenzene	16.48	91	7677717	46703.738	pg	93
41) m,p-Xylene	16.66	91	12669016	99576.254	pg	92
42) Styrene	17.01	104	5182594	57639.158	pg	100
43) o-Xylene	17.12	106	3276141	48942.404	pg	89
44) 1,1,2,2-Tetrachloroethane	17.09	83	3167096	40684.078	pg	98
46) 1,3,5-Trimethylbenzene	18.38	105	6844221	51266.389	pg	91
47) 1,2,4-Trimethylbenzene	18.77	105	8041028	59583.785	pg	93
48) 1,3-Dichlorobenzene	18.92	146	4396528	53198.280	pg	98
49) 1,4-Dichlorobenzene	18.98	146	4150846	50729.969	pg	97
50) 1,2-Dichlorobenzene	19.31	146	4619622	57134.861	pg	97
51) 1,2-Dibromo-3-chloropr...	19.72	157	1545928	59341.675	pg	82
52) 1,2,4-Trichlorobenzene	20.94	182	2872297	61981.966	pg	96
53) Naphthalene	21.06	128	9727606	60619.373	pg	92

Data File : I:\MS19\DATA\2016 04\26\04261619.D
 Acq On : 27 Apr 2016 10:14
 Sample : 50000pg TO15SIM ICAL STD
 Misc : S29-04191602/S29-04131606 (5/12)

Vial: 11
 Operator: CL
 Inst : MS19

Quant Time: Apr 27 10:56:49 2016
 Quant Method : I:\MS19\METHODS\S19042716.M
 Quant Title : EPA TO-15 per SOP VOA-TO15 (CASS TO-15/GC-MS)
 QLast Update : Wed Apr 27 09:30:03 2016
 Response via : Initial Calibration
 DataAcq Meth:TO15SIM.M

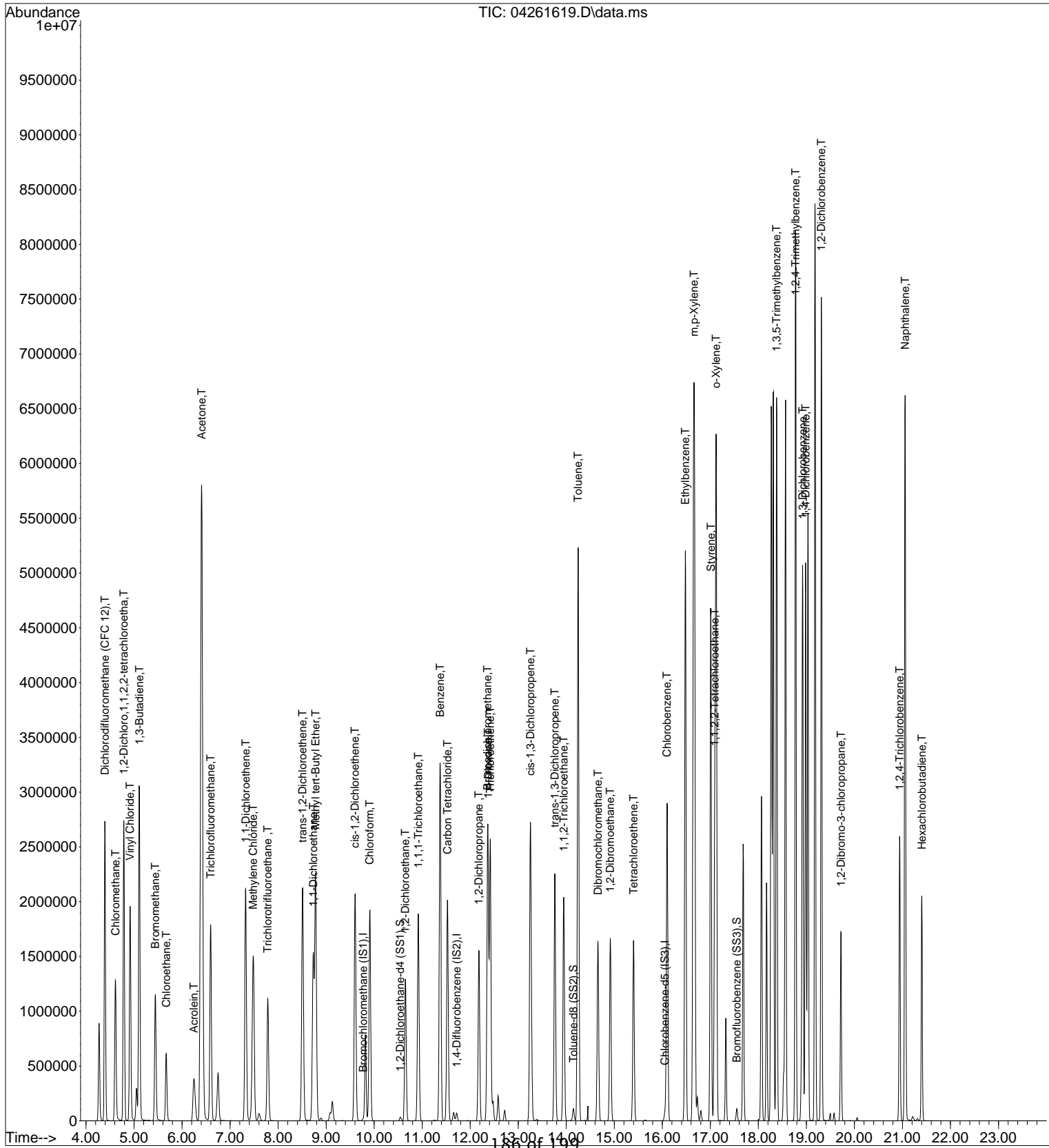
Internal Standards	R.T.	QIon	Response	Conc	Units	Dev(Min)
54) Hexachlorobutadiene	21.40	225	1784981	57541.771	pg	99

(#) = qualifier out of range (m) = manual integration (+) = signals summed

Data File : I:\MS19\DATA\2016 04\26\04261619.D
Acq On : 27 Apr 2016 10:14
Sample : 50000pg TO15SIM ICAL STD
Misc : S29-04191602/S29-04131606 (5/12)

Vial: 11
Operator: CL
Inst : MS19

Quant Time: Apr 27 10:56:49 2016
Quant Method : I:\MS19\METHODS\S19042716.M
Quant Title : EPA TO-15 per SOP VOA-TO15 (CASS TO-15/GC-MS)
QLast Update : Wed Apr 27 09:30:03 2016
Response via : Initial Calibration
DataAcq Meth:TO15SIM.M



Data File : I:\MS19\DATA\2016 04\26\04261620.D
 Acq On : 27 Apr 2016 10:46
 Sample : 500pg TO15SIM ICV
 Misc : S29-04191602/S29-04141605 (5/13)

Vial: 12
 Operator: CL
 Inst : MS19

Quant Time: Apr 27 11:10:43 2016
 Quant Method : I:\MS19\METHODS\S19042716.M
 Quant Title : EPA TO-15 per SOP VOA-TO15 (CASS TO-15/GC-MS)
 QLast Update : Wed Apr 27 11:03:51 2016
 Response via : Initial Calibration
 DataAcq Meth:TO15SIM.M

CL 4/27/16

Internal Standards	R.T.	QIon	Response	Conc	Units	Dev(Min)
1) Bromochloromethane (IS1)	9.75	130	23856	1000.000	pg	-0.02
25) 1,4-Difluorobenzene (IS2)	11.70	114	127899	1000.000	pg	-0.01
38) Chlorobenzene-d5 (IS3)	16.05	54	25426	1000.000	pg	0.00

System Monitoring Compounds

20) 1,2-Dichloroethane-d4 ...	10.53	65	49545	964.774	pg	-0.02
Spiked Amount	1000.000	Range 70 - 130	Recovery	=	96.48%	
33) Toluene-d8 (SS2)	14.14	98	133489	972.714	pg	0.00
Spiked Amount	1000.000	Range 70 - 130	Recovery	=	97.27%	
45) Bromofluorobenzene (SS3)	17.55	174	73630	1138.532	pg	0.00
Spiked Amount	1000.000	Range 70 - 130	Recovery	=	113.85%	

Target Compounds

						Qvalue
2) Dichlorodifluoromethan...	4.42	85	32977	424.420	pg	100
3) Chloromethane	4.64	52	9123	461.607	pg	92
4) 1,2-Dichloro,1,1,2,2-t...	4.81	85	32359	391.841	pg	100
5) Vinyl Chloride	4.94	62	30969	448.197	pg	99
6) 1,3-Butadiene	5.13	54	23643	616.996	pg	94
7) Bromomethane	5.46	94	14376	491.987	pg	99
8) Chloroethane	5.69	64	9472	469.865	pg	99
9) Acrolein	6.26	56	7237	535.925	pg	89
10) Acetone	6.39	58	45127	2500.777	pg	100
11) Trichlorofluoromethane	6.61	101	24732	441.065	pg	100
12) 1,1-Dichloroethene	7.34	96	14807	507.087	pg	98
13) Methylene Chloride	7.47	84	16446	494.149	pg	100
14) Trichlorotrifluoroethane	7.79	151	14633	531.959	pg	99
15) trans-1,2-Dichloroethene	8.50	96	16016	493.407	pg	99
16) 1,1-Dichloroethane	8.71	63	27435	475.781	pg	100
17) Methyl tert-Butyl Ether	8.79	73	44349	542.811	pg	99
18) cis-1,2-Dichloroethene	9.59	96	17249	517.855	pg	100
19) Chloroform	9.88	83	29787	480.114	pg	100
21) 1,2-Dichloroethane	10.64	62	21663	478.407	pg	100
22) 1,1,1-Trichloroethane	10.90	97	25507	461.065	pg	100
23) Benzene	11.36	78	63255	492.256	pg	100
24) Carbon Tetrachloride	11.51	117	22063	465.979	pg	99
26) 1,2-Dichloropropane	12.17	63	15046	450.967	pg	100
27) Bromodichloromethane	12.35	83	21271	427.986	pg	100
28) Trichloroethene	12.40	130	17212	453.980	pg	100
29) 1,4-Dioxane	12.38	88	12495	510.938	pg	98
30) cis-1,3-Dichloropropene	13.25	75	21535	457.441	pg	100
31) trans-1,3-Dichloropropene	13.77	75	19212	477.595	pg	97
32) 1,1,2-Trichloroethane	13.95	83	13127	447.395	pg	99
34) Toluene	14.24	91	65896	468.806	pg	97
35) Dibromochloromethane	14.66	129	15779	453.065	pg	100
36) 1,2-Dibromoethane	14.92	107	16639	474.744	pg	99
37) Tetrachloroethene	15.40	166	16998	466.452	pg	94
39) Chlorobenzene	16.10	112	42749	519.237	pg	100
40) Ethylbenzene	16.48	91	69167	554.457	pg	99
41) m,p-Xylene	16.66	91	108415	1120.872	pg	99
42) Styrene	17.01	104	37770	568.181	pg	98
43) o-Xylene	17.12	106	26692	545.332	pg	97
44) 1,1,2,2-Tetrachloroethane	17.09	83	26006	448.630	pg	100
46) 1,3,5-Trimethylbenzene	18.38	105	57837	572.317	pg	98
47) 1,2,4-Trimethylbenzene	18.77	105	58767	570.790	pg	100
48) 1,3-Dichlorobenzene	18.92	146	33990	556.163	pg	100
49) 1,4-Dichlorobenzene	18.98	146	33845	554.565	pg	99
50) 1,2-Dichlorobenzene	19.31	146	32523	539.039	pg	100
51) 1,2-Dibromo-3-chloropr...	19.72	157	9840	518.701	pg	89
52) 1,2,4-Trichlorobenzene	20.94	182	20025	600.182	pg	98
53) Naphthalene	21.06	128	71002	581.408	pg	98

187 of 199

Data File : I:\MS19\DATA\2016 04\26\04261620.D
 Acq On : 27 Apr 2016 10:46
 Sample : 500pg TO15SIM ICV
 Misc : S29-04191602/S29-04141605 (5/13)

Vial: 12
 Operator: CL
 Inst : MS19

Quant Time: Apr 27 11:10:43 2016
 Quant Method : I:\MS19\METHODS\S19042716.M
 Quant Title : EPA TO-15 per SOP VOA-TO15 (CASS TO-15/GC-MS)
 QLast Update : Wed Apr 27 11:03:51 2016
 Response via : Initial Calibration
 DataAcq Meth:TO15SIM.M

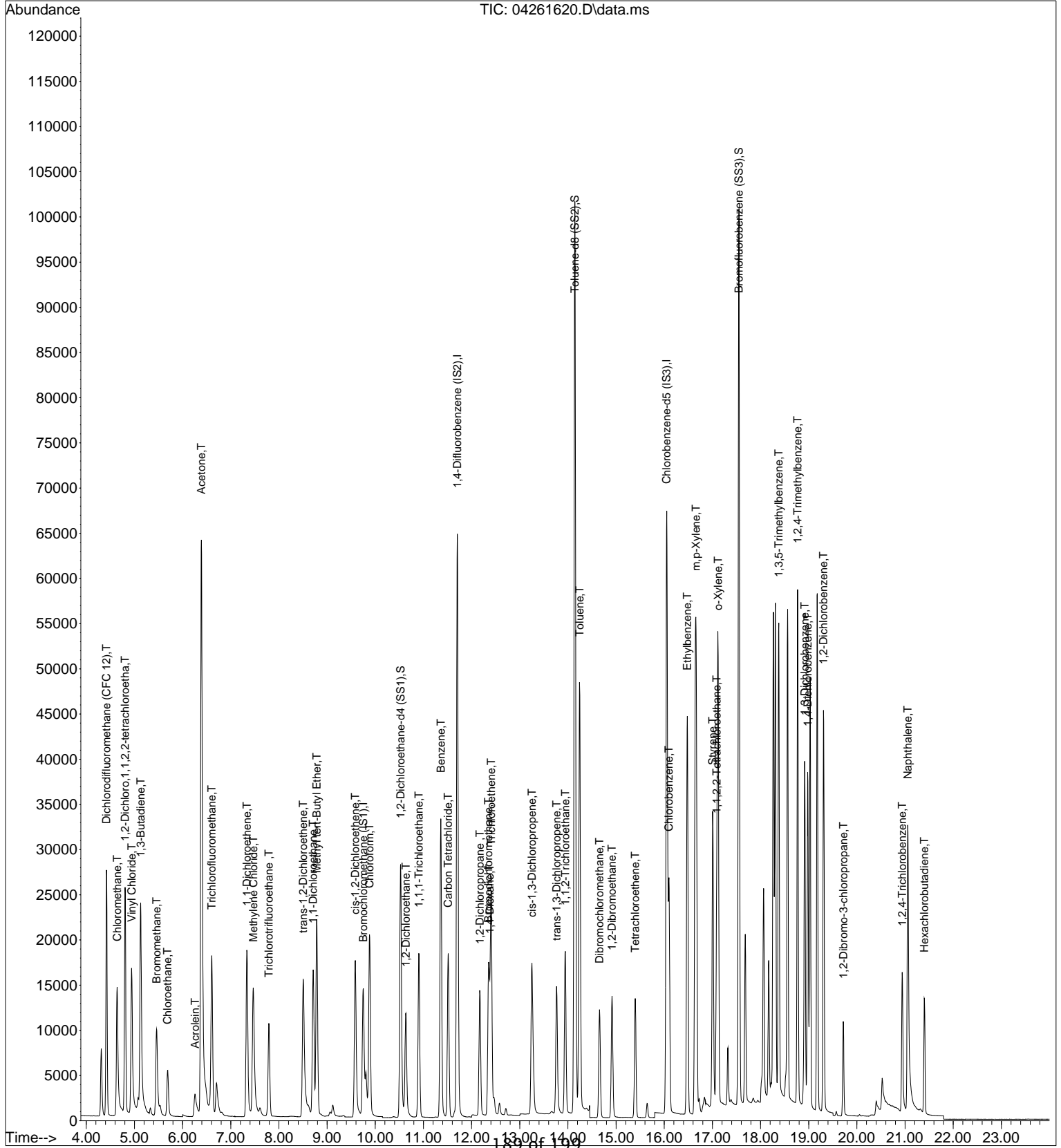
Internal Standards	R.T.	QIon	Response	Conc	Units	Dev(Min)
54) Hexachlorobutadiene	21.40	225	12547	560.977	pg	99

(#) = qualifier out of range (m) = manual integration (+) = signals summed

Data File : I:\MS19\DATA\2016 04\26\04261620.D
Acq On : 27 Apr 2016 10:46
Sample : 500pg TO15SIM ICV
Misc : S29-04191602/S29-04141605 (5/13)

Vial: 12
Operator: CL
Inst : MS19

Quant Time: Apr 27 11:10:43 2016
Quant Method : I:\MS19\METHODS\S19042716.M
Quant Title : EPA TO-15 per SOP VOA-TO15 (CASS TO-15/GC-MS)
QLast Update : Wed Apr 27 11:03:51 2016
Response via : Initial Calibration
DataAcq Meth:TO15SIM.M



Data File Name: 04261620.D
 Data File Path: I:\MS19\DATA\2016_04\26\
 Operator: CL
 Instrument Name: MS19
 Sample Name: 500pg TO15SIM ICV
 Misc Info: S29-04191602/S29-04141605 (5/13)
 Date Acquired: 4/27/16 10:46
 Acq. Method File: TO15SIM.M

CL 5/3/16

#	Compound Name	Ret. Time	Amount Spiked (pg)	Amount Found (pg)	Percent Recovery	Lower Limit	Upper Limit	Flag
2)	Dichlorodifluoromethane (CFC 12)	4.42	470.0	424.4	90.3	70	130	*
3)	Chloromethane	4.64	500.0	461.6	92.3	70	130	*
4)	1,2-Dichloro, 1,1,2,2-tetrachloroetha	4.81	510.0	391.8	76.8	70	130	*
5)	Vinyl Chloride	4.94	500.0	448.2	89.6	70	130	*
6)	1,3-Butadiene	5.13	515.0	617.0	119.8	70	130	*
7)	Bromomethane	5.46	505.0	492.0	97.4	70	130	*
8)	Chloroethane	5.69	500.0	469.9	94.0	70	130	*
9)	Acrolein	6.26	535.0	535.9	100.2	70	130	*
10)	Acetone	6.39	2695.0	2500.8	92.8	70	130	*
11)	Trichlorofluoromethane	6.61	540.0	441.1	81.7	70	130	*
12)	1,1-Dichloroethene	7.34	540.0	507.1	93.9	70	130	*
13)	Methylene Chloride	7.47	555.0	494.1	89.0	70	130	*
14)	Trichlorotrifluoroethane	7.79	550.0	532.0	96.7	70	130	*
15)	trans-1,2-Dichloroethene	8.50	525.0	493.4	94.0	70	130	*
16)	1,1-Dichloroethane	8.71	530.0	475.8	89.8	70	130	*
17)	Methyl tert-Butyl Ether	8.79	540.0	542.8	100.5	70	130	*
18)	cis-1,2-Dichloroethene	9.59	545.0	517.9	95.0	70	130	*
19)	Chloroform	9.88	560.0	480.1	85.7	70	130	*
21)	1,2-Dichloroethane	10.64	535.0	478.4	89.4	70	130	*
22)	1,1,1-Trichloroethane	10.90	525.0	461.1	87.8	70	130	*
25)	Benzene	11.36	565.0	492.3	87.1	70	130	*
24)	Carbon Tetrachloride	11.51	575.0	466.0	81.0	70	130	*
26)	1,2-Dichloropropane	12.17	540.0	451.0	83.5	70	130	*
27)	Bromodichloromethane	12.35	545.0	428.0	78.5	70	130	*
28)	Trichloroethene	12.40	540.0	454.0	84.1	70	130	*
29)	1,4-Dioxane	12.38	525.0	510.9	97.3	70	130	*
30)	cis-1,3-Dichloropropene	13.25	520.0	457.4	88.0	70	130	*
31)	trans-1,3-Dichloropropene	13.77	525.0	477.6	91.0	70	130	*
32)	1,1,2-Trichloroethane	13.95	540.0	447.4	82.9	70	130	*
34)	Toluene	14.14	545.0	468.8	86.0	70	130	*
35)	Dibromochloromethane	14.66	550.0	453.1	82.4	70	130	*
36)	1,2-Dibromoethane	14.92	545.0	474.7	87.1	70	130	*
37)	Tetrachloroethene	15.40	505.0	495.0	98.0	70	130	*
39)	Chlorobenzene	16.10	550.0	519.2	94.4	70	130	*
40)	Ethylbenzene	16.48	545.0	554.5	101.7	70	130	*
41)	m,p-Xylene	16.66	1070.0	1120.9	104.8	70	130	*
42)	Styrene	17.01	555.0	568.2	102.4	70	130	*
43)	o-Xylene	17.12	525.0	545.3	103.9	70	130	*
44)	1,1,2,2-Tetrachloroethane	17.09	525.0	448.6	85.5	70	130	*
46)	1,3,5-Trimethylbenzene	18.38	535.0	572.3	107.0	70	130	*
47)	1,2,4-Trimethylbenzene	18.77	545.0	570.8	104.7	70	130	*
48)	1,3-Dichlorobenzene	18.92	570.0	556.2	97.6	70	130	*
49)	1,4-Dichlorobenzene	18.98	520.0	554.6	106.6	70	130	*
50)	1,2-Dichlorobenzene	19.31	550.0	539.0	98.0	70	130	*
51)	1,2-Dibromo-3-chloropropane	19.72	545.0	518.7	95.2	70	130	*
52)	1,2,4-Trichlorobenzene	20.94	575.0	600.2	104.4	70	130	*
53)	Naphthalene	19.31	545.0	581.4	106.7	70	130	*
54)	Hexachlorobutadiene	21.40	575.0	561.0	97.6	70	130	*

Data File : I:\MS19\DATA\2016 04\28\04281602.D
 Acq On : 28 Apr 2016 8:49
 Sample : CCV S19042816 500pg
 Misc : S29-04191602/S29-04251601 (5/24)

Vial: 16
 Operator: CL
 Inst : MS19

Quant Time: Apr 28 09:23:15 2016
 Quant Method : I:\MS19\METHODS\S19042716.M
 Quant Title : EPA TO-15 per SOP VOA-TO15 (CASS TO-15/GC-MS)
 QLast Update : Wed Apr 27 11:03:51 2016
 Response via : Initial Calibration
 DataAcq Meth:TO15SIM.M

Min. RRF : 0.000 Min. Rel. Area : 50% Max. R.T. Dev 0.33min
 Max. RRF Dev : 30% Max. Rel. Area : 200%

	Compound	AvgRF	CCRF	%Dev	Area%	Dev(min)
1 I	Bromochloromethane (IS1)	1.000	1.000	0.0	91	-0.02
2 T	Dichlorodifluoromethane (CF	3.257	3.150	3.3	91	0.03
3 T	Chloromethane	0.828	0.833	-0.6	87	0.03
4 T	1,2-Dichloro,1,1,2,2-tetrac	3.462	3.434	0.8	92	0.02
5 T	Vinyl Chloride	2.896	2.898	-0.1	91	0.02
6 T	1,3-Butadiene	1.606	1.992	-24.0	103	0.02
7 T	Bromomethane	1.225	1.197	2.3	93	0.02
8 T	Chloroethane	0.845	0.841	0.5	93	0.02
9 T	Acrolein	0.566	0.563	0.5	113	0.01
10 T	Acetone	0.756	0.714	5.6	92	-0.02
11 T	Trichlorofluoromethane	2.350	2.295	2.3	91	0.01
12 T	1,1-Dichloroethene	1.224	1.190	2.8	92	0.00
13 T	Methylene Chloride	1.395	1.357	2.7	90	-0.01
14 T	Trichlorotrifluoroethane	1.153	1.088	5.6	92	0.00
15 T	trans-1,2-Dichloroethene	1.361	1.328	2.4	92	0.00
16 T	1,1-Dichloroethane	2.417	2.352	2.7	90	-0.02
17 T	Methyl tert-Butyl Ether	3.425	3.445	-0.6	97	0.00
18 T	cis-1,2-Dichloroethene	1.396	1.369	1.9	92	-0.02
19 T	Chloroform	2.601	2.540	2.3	90	-0.03
20 S	1,2-Dichloroethane-d4 (SS1)	2.153	2.247	-4.4	90	-0.02
21 T	1,2-Dichloroethane	1.898	1.832	3.5	90	-0.02
22 T	1,1,1-Trichloroethane	2.319	2.202	5.0	90	-0.01
23 T	Benzene	5.386	5.090	5.5	92	-0.01
24 T	Carbon Tetrachloride	1.985	1.848	6.9	90	-0.01
25 I	1,4-Difluorobenzene (IS2)	1.000	1.000	0.0	91	-0.01
26 T	1,2-Dichloropropane	0.261	0.235	10.0	90	-0.01
27 T	Bromodichloromethane	0.389	0.342	12.1	89	-0.01
28 T	Trichloroethene	0.296	0.256	13.5	90	-0.01
29 T	1,4-Dioxane	0.191	0.164	14.1	93	0.00
30 T	cis-1,3-Dichloropropene	0.368	0.334	9.2	94	0.00
31 T	trans-1,3-Dichloropropene	0.315	0.287	8.9	94	0.00
32 T	1,1,2-Trichloroethane	0.229	0.204	10.9	89	0.00
33 S	Toluene-d8 (SS2)	1.073	1.046	2.5	92	0.00
34 T	Toluene	1.099	0.935	14.9	91	0.00
35 T	Dibromochloromethane	0.272	0.233	14.3	89	0.00
36 T	1,2-Dibromoethane	0.274	0.241	12.0	90	0.00
37 T	Tetrachloroethene	0.285	0.246	13.7	91	0.00
38 I	Chlorobenzene-d5 (IS3)	1.000	1.000	0.0	92	0.00
39 T	Chlorobenzene	3.238	2.897	10.5	90	0.00
40 T	Ethylbenzene	4.906	4.542	7.4	95	0.00
41 T	m,p-Xylene	3.804	3.676	3.4	93	0.00
42 T	Styrene	2.614	2.359	9.8	93	0.00
43 T	o-Xylene	1.925	1.851	3.8	92	0.00
44 T	1,1,2,2-Tetrachloroethane	2.280	2.010	11.8	88	0.00
45 S	Bromofluorobenzene (SS3)	2.543	2.524	0.7	92	0.00
46 T	1,3,5-Trimethylbenzene	3.975	3.804	4.3	90	0.00
47 T	1,2,4-Trimethylbenzene	4.049	3.668	9.4	90	0.00
48 T	1,3-Dichlorobenzene	2.404	2.028	15.6	89	0.00
49 T	1,4-Dichlorobenzene	2.400	1.984	17.3	87	0.00
50 T	1,2-Dichlorobenzene	2.373	1.925	18.9	88	0.00
51 T	1,2-Dibromo-3-chloropropane	0.746	0.554	25.7	88	0.00
52 T	1,2,4-Trichlorobenzene	1.312	0.841	35.9#	93	0.00
53 T	Naphthalene	4.803	3.148	34.5#	92	0.00
54 T	Hexachlorobutadiene	0.880	0.621	29.4	92	0.00

Data File : I:\MS19\DATA\2016 04\28\04281602.D
 Acq On : 28 Apr 2016 8:49
 Sample : CCV S19042816 500pg
 Misc : S29-04191602/S29-04251601 (5/24)

Vial: 16
 Operator: CL
 Inst : MS19

Quant Time: Apr 28 09:23:15 2016
 Quant Method : I:\MS19\METHODS\S19042716.M
 Quant Title : EPA TO-15 per SOP VOA-TO15 (CASS TO-15/GC-MS)
 QLast Update : Wed Apr 27 11:03:51 2016
 Response via : Initial Calibration
 DataAcq Meth:TO15SIM.M

Min. RRF : 0.000 Min. Rel. Area : 50% Max. R.T. Dev 0.33min
 Max. RRF Dev : 30% Max. Rel. Area : 200%

Compound	AvgRF	CCRF	%Dev Area%	Dev(min)
----------	-------	------	------------	----------

(#) = Out of Range

SPCC's out = 0 CCC's out = 0

Data File : I:\MS19\DATA\2016 04\28\04281602.D
 Acq On : 28 Apr 2016 8:49
 Sample : CCV S19042816 500pg
 Misc : S29-04191602/S29-04251601 (5/24)

Vial: 16
 Operator: CL
 Inst : MS19

Quant Time: Apr 28 09:23:15 2016
 Quant Method : I:\MS19\METHODS\S19042716.M
 Quant Title : EPA TO-15 per SOP VOA-TO15 (CASS TO-15/GC-MS)
 QLast Update : Wed Apr 27 11:03:51 2016
 Response via : Initial Calibration
 DataAcq Meth:TO15SIM.M

CL 4/28/16

Internal Standards	R.T.	QIon	Response	Conc	Units	Dev (Min)
1) Bromochloromethane (IS1)	9.75	130	18647	1000.000	pg	-0.02
25) 1,4-Difluorobenzene (IS2)	11.70	114	99523	1000.000	pg	-0.01
38) Chlorobenzene-d5 (IS3)	16.05	54	20543	1000.000	pg	0.00

System Monitoring Compounds

20) 1,2-Dichloroethane-d4 ...	10.52	65	41908	1044.026	pg	-0.02
Spiked Amount	1000.000	Range 70 - 130	Recovery	=	104.40%	
33) Toluene-d8 (SS2)	14.14	98	104098	974.823	pg	0.00
Spiked Amount	1000.000	Range 70 - 130	Recovery	=	97.48%	
45) Bromofluorobenzene (SS3)	17.55	174	51854	992.400	pg	0.00
Spiked Amount	1000.000	Range 70 - 130	Recovery	=	99.24%	

Target Compounds

						Qvalue
2) Dichlorodifluoromethan...	4.42	85	29372	483.623	pg	100
3) Chloromethane	4.64	52	7608	492.486	pg	93
4) 1,2-Dichloro,1,1,2,2-t...	4.81	85	32978	510.891	pg	100
5) Vinyl Chloride	4.94	62	27018	500.246	pg	99
6) 1,3-Butadiene	5.13	54	19688	657.310	pg	99
7) Bromomethane	5.46	94	11162	488.704	pg	100
8) Chloroethane	5.69	64	7920	502.626	pg	99
9) Acrolein	6.26	56	5618	532.250	pg	89
10) Acetone	6.39	58	35769	2535.911	pg	99
11) Trichlorofluoromethane	6.61	101	21179	483.212	pg	100
12) 1,1-Dichloroethene	7.33	96	11867	519.930	pg	99
13) Methylene Chloride	7.47	84	13660	525.094	pg	99
14) Trichlorotrifluoroethane	7.79	151	10954	509.455	pg	100
15) trans-1,2-Dichloroethene	8.50	96	13126	517.336	pg	100
16) 1,1-Dichloroethane	8.71	63	22805	505.966	pg	99
17) Methyl tert-Butyl Ether	8.79	73	33730	528.166	pg	100
18) cis-1,2-Dichloroethene	9.58	96	13659	524.629	pg	99
19) Chloroform	9.88	83	25344	522.615	pg	100
21) 1,2-Dichloroethane	10.63	62	17935	506.721	pg	100
22) 1,1,1-Trichloroethane	10.90	97	21147	489.035	pg	100
23) Benzene	11.36	78	52673	524.412	pg	100
24) Carbon Tetrachloride	11.51	117	18606	502.740	pg	100
26) 1,2-Dichloropropane	12.17	63	12264	472.389	pg	100
27) Bromodichloromethane	12.35	83	18191	470.373	pg	100
28) Trichloroethene	12.40	130	13140	445.394	pg	100
29) 1,4-Dioxane	12.38	88	8801	462.496	pg	99
30) cis-1,3-Dichloropropene	13.25	75	18592	507.528	pg	100
31) trans-1,3-Dichloropropene	13.77	75	15263	487.608	pg	99
32) 1,1,2-Trichloroethane	13.94	83	10656	466.727	pg	100
34) Toluene	14.24	91	48833	446.469	pg	100
35) Dibromochloromethane	14.66	129	12768	471.137	pg	100
36) 1,2-Dibromoethane	14.92	107	12847	471.061	pg	100
37) Tetrachloroethene	15.40	166	12131	427.809	pg	99
39) Chlorobenzene	16.10	112	31844	478.720	pg	100
40) Ethylbenzene	16.48	91	48989	486.051	pg	100
41) m,p-Xylene	16.66	91	78532	1004.911	pg	100
42) Styrene	17.01	104	26174	487.331	pg	100
43) o-Xylene	17.12	106	19388	490.261	pg	99
44) 1,1,2,2-Tetrachloroethane	17.09	83	20645	440.802	pg	100
46) 1,3,5-Trimethylbenzene	18.38	105	40634	497.662	pg	100
47) 1,2,4-Trimethylbenzene	18.77	105	39185	471.061	pg	99
48) 1,3-Dichlorobenzene	18.92	146	22499	455.646	pg	99
49) 1,4-Dichlorobenzene	18.98	146	21398	433.956	pg	99
50) 1,2-Dichlorobenzene	19.31	146	21161	434.090	pg	100
51) 1,2-Dibromo-3-chloropr...	19.72	157	5916	385.980	pg	99
52) 1,2,4-Trichlorobenzene	20.94	182	8989	333.454	pg	100
53) Naphthalene	21.06	128	32333	327.695	pg	98

193 of 199

Data File : I:\MS19\DATA\2016 04\28\04281602.D
 Acq On : 28 Apr 2016 8:49
 Sample : CCV S19042816 500pg
 Misc : S29-04191602/S29-04251601 (5/24)

Vial: 16
 Operator: CL
 Inst : MS19

Quant Time: Apr 28 09:23:15 2016
 Quant Method : I:\MS19\METHODS\S19042716.M
 Quant Title : EPA TO-15 per SOP VOA-TO15 (CASS TO-15/GC-MS)
 QLast Update : Wed Apr 27 11:03:51 2016
 Response via : Initial Calibration
 DataAcq Meth:TO15SIM.M

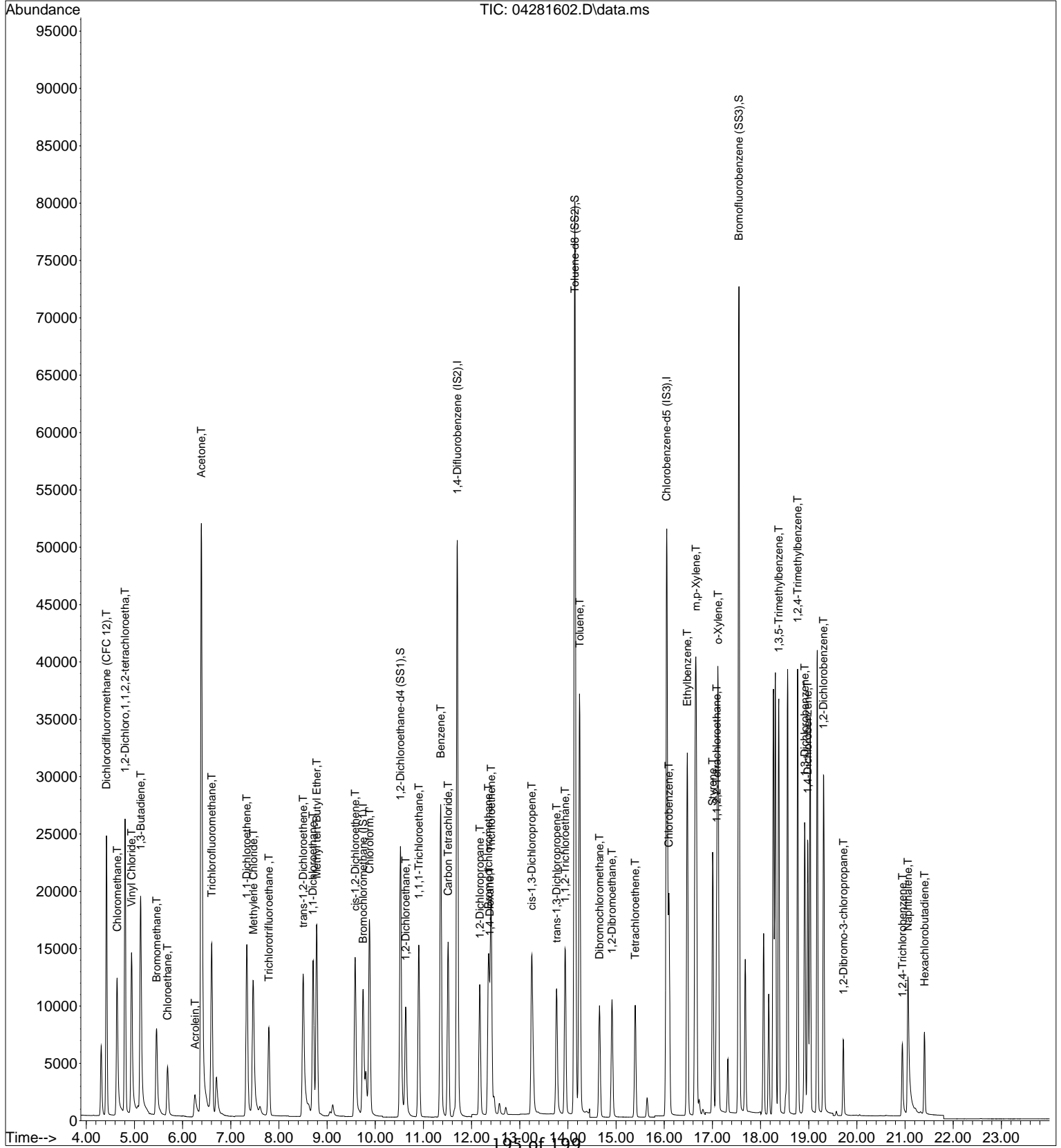
Internal Standards	R.T.	QIon	Response	Conc	Units	Dev(Min)
54) Hexachlorobutadiene	21.40	225	6823	377.568	pg	99

(#) = qualifier out of range (m) = manual integration (+) = signals summed

Data File : I:\MS19\DATA\2016 04\28\04281602.D
Acq On : 28 Apr 2016 8:49
Sample : CCV S19042816 500pg
Misc : S29-04191602/S29-04251601 (5/24)

Vial: 16
Operator: CL
Inst : MS19

Quant Time: Apr 28 09:23:15 2016
Quant Method : I:\MS19\METHODS\S19042716.M
Quant Title : EPA TO-15 per SOP VOA-TO15 (CASS TO-15/GC-MS)
QLast Update : Wed Apr 27 11:03:51 2016
Response via : Initial Calibration
DataAcq Meth:TO15SIM.M



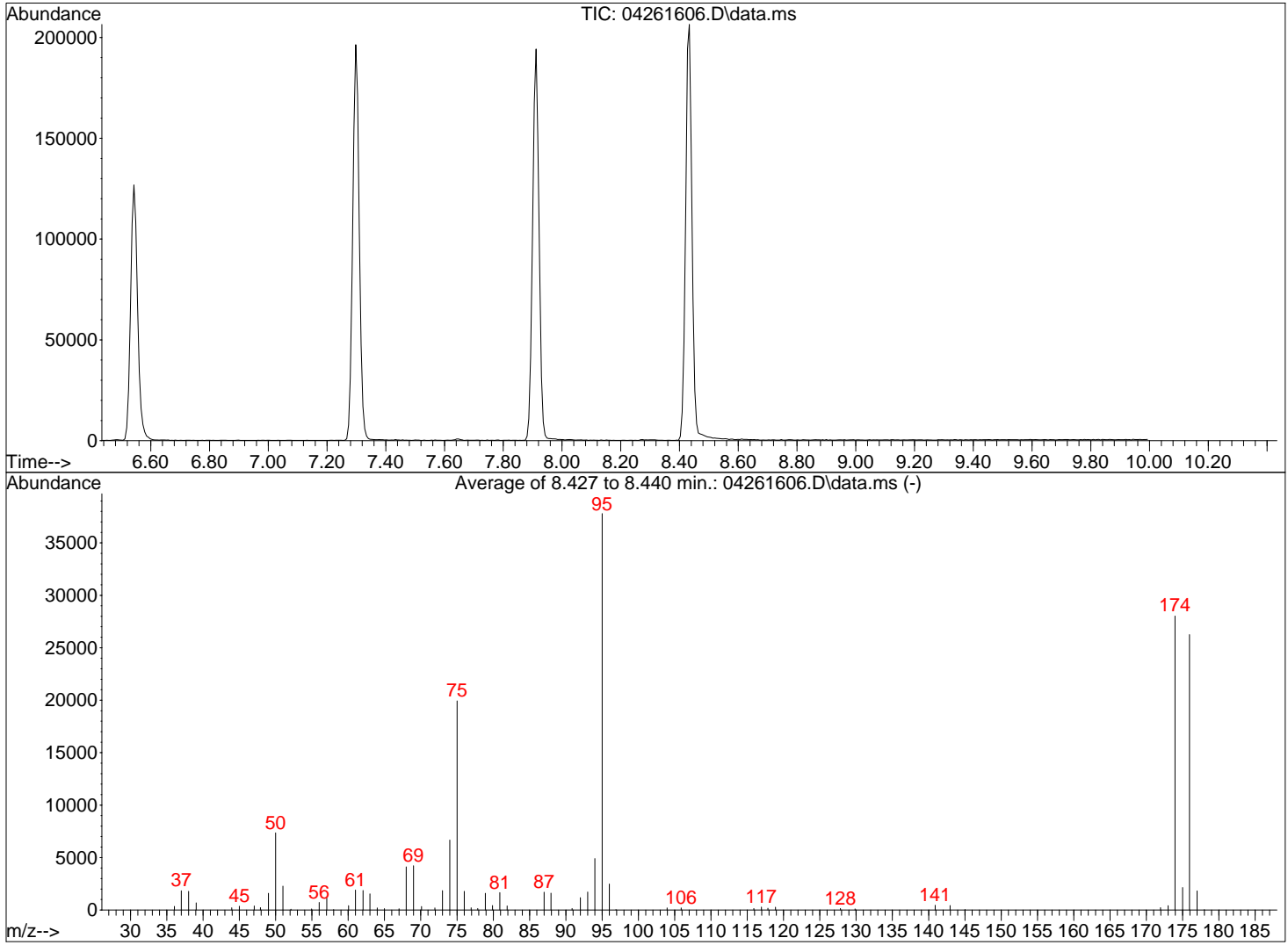
15 of 159

Data Path : I:\MS19\DATA\2016 04\26\
 Data File : 04261606.D
 Acq On : 26 Apr 2016 12:12
 Operator : CL
 Sample : BFB S19042616
 Misc : S29-04191602
 ALS Vial : 2 Sample Multiplier: 1

Integration File: rteint.p

Method : I:\MS19\METHODS\S19032916.M
 Title : EPA TO-15 per SOP VOA-TO15 (CASS TO-15/GC-MS)
 Last Update : Wed Mar 30 08:03:56 2016

CL 4/26/16



AutoFind: Scans 707, 708, 709; Background Corrected with Scan 701

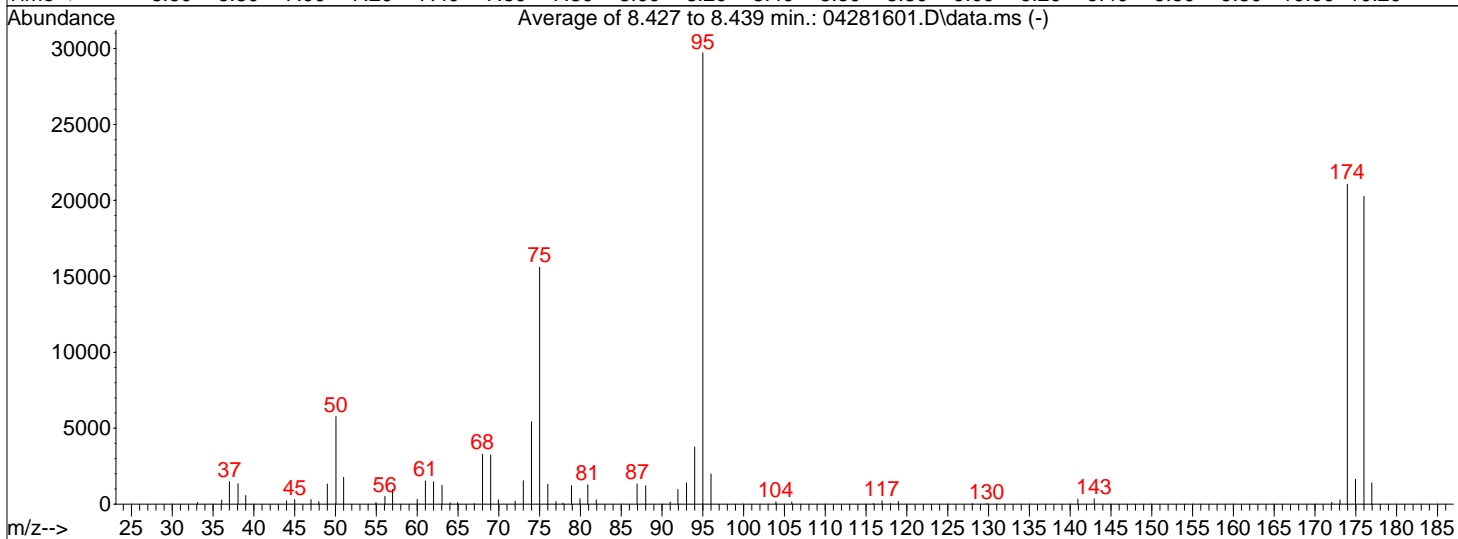
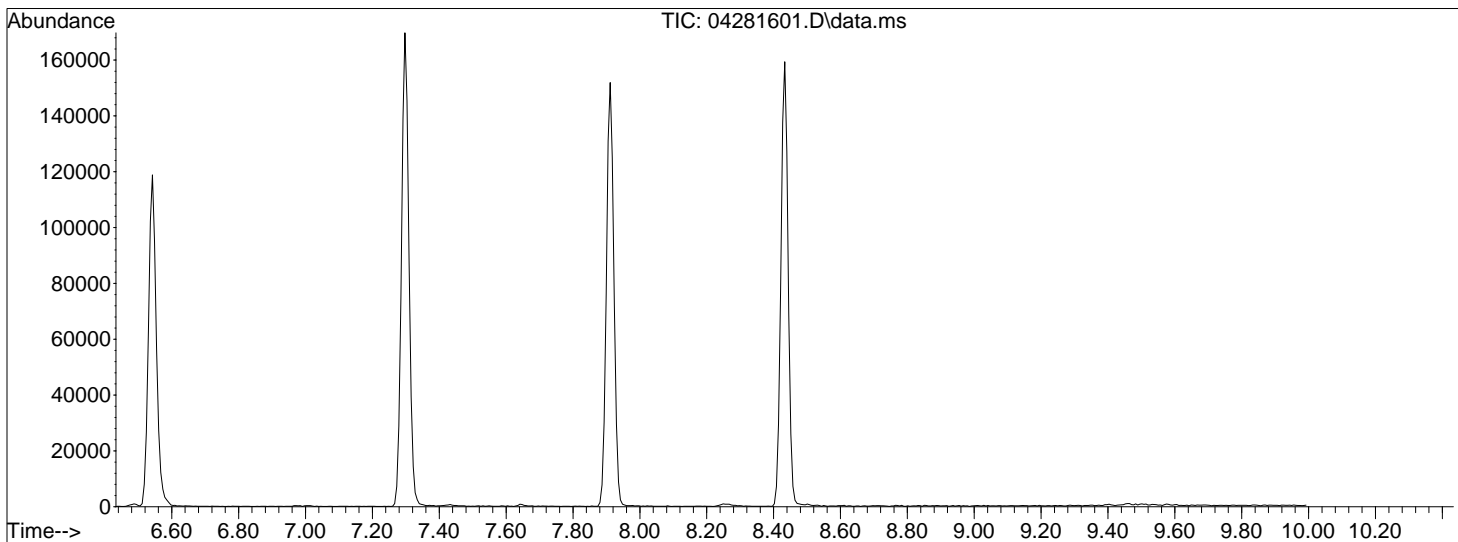
Target Mass	Rel. to Mass	Lower Limit%	Upper Limit%	Rel. Abn%	Raw Abn	Result Pass/Fail
50	95	8	40	19.5	7351	PASS
75	95	30	66	52.7	19931	PASS
95	95	100	100	100.0	37789	PASS
96	95	5	9	6.6	2476	PASS
173	174	0.00	2	1.5	413	PASS
174	95	50	120	74.2	28024	PASS
175	174	4	9	7.7	2145	PASS
176	174	93	101	93.7	26259	PASS
177	176	5	9	6.9	1825	PASS

Data Path : I:\MS19\DATA\2016 04\28\
 Data File : 04281601.D
 Acq On : 28 Apr 2016 8:27
 Operator : CL
 Sample : BFB S19042816
 Misc : S29-04191602
 ALS Vial : 2 Sample Multiplier: 1

Integration File: rteint.p

Method : I:\MS19\METHODS\S19042716.M
 Title : EPA TO-15 per SOP VOA-TO15 (CASS TO-15/GC-MS)
 Last Update : Wed Apr 27 11:03:51 2016

CL 4/28/16



AutoFind: Scans 707, 708, 709; Background Corrected with Scan 701

Target Mass	Rel. to Mass	Lower Limit%	Upper Limit%	Rel. Abn%	Raw Abn	Result Pass/Fail
50	95	8	40	19.4	5758	PASS
75	95	30	66	52.5	15596	PASS
95	95	100	100	100.0	29715	PASS
96	95	5	9	6.7	1989	PASS
173	174	0.00	2	1.4	289	PASS
174	95	50	120	70.9	21069	PASS
175	174	4	9	7.7	1632	PASS
176	174	93	101	96.3	20283	PASS
177	176	5	9	6.9	1404	PASS

Injection Log

Directory: I:\MS19\DATA\2016_04\26\

	Date/Time	File Name	Sample ID	Misc Info	Operator	Vial	Comment
1	4/26/16 8:26	04261601.D	BFB S19042616	S29-04191602	CL	2	Not Used
2	4/26/16 8:57	04261602.D	Blank	S29-04191602	CL	2	
3	4/26/16 9:30	04261603.D	10pg TO15SIM ICAL STD	S29-04191602/S29-04251604 (5/24)	CL	14	Not Used
4	4/26/16 10:44	04261604.D	Blank (After Quick Tune)	S29-04191602	CL	2	
5	4/26/16 11:40	04261605.D	Blank	S29-04191602	CL	2	
6	4/26/16 12:12	04261606.D	BFB S19042616	S29-04191602	CL	2	Pass
7	4/26/16 12:42	04261607.D	10pg TO15SIM ICAL STD	S29-04191602/S29-04251604 (5/24)	CL	14	
8	4/26/16 14:07	04261608.D	20pg TO15SIM ICAL STD	S29-04191602/S29-04251603 (5/24)	CL	15	
9	4/26/16 14:39	04261609.D	50pg TO15SIM ICAL STD	S29-04191602/S29-04251603 (5/24)	CL	15	
10	4/26/16 15:10	04261610.D	100pg TO15SIM ICAL STD	S29-04191602/S29-04251603 (5/24)	CL	15	
11	4/26/16 15:42	04261611.D	500pg TO15SIM ICAL STD	S29-04191602/S29-04251601 (5/24)	CL	16	
12	4/26/16 16:13	04261612.D	1000pg TO15SIM ICAL STD	S29-04191602/S29-04131609 (5/12)	CL	9	
13	4/26/16 16:45	04261613.D	2000pg TO15SIM ICAL STD	S29-04191602/S29-04131609 (5/12)	CL	9	
14	4/26/16 17:16	04261614.D	5000pg TO15SIM ICAL STD	S29-04191602/S29-04131609 (5/12)	CL	9	
15	4/26/16 17:48	04261615.D	10000pg TO15SIM ICAL STD	S29-04191602/S29-04131609 (5/12)	CL	9	
16	4/26/16 18:19	04261616.D	xx50000pg TO15SIM ICAL STDxx	S29-04191602/S29-04131605 (5/12)	CL	13	Not Used
17	4/26/16 18:50	04261617.D	xx500pg TO15SIM ICVxx	S29-04191602/S29-04141606 (5/13)	CL	2	Not Used
18	4/26/16 19:22	04261618.D	500pg TO15SIM ICV	S29-04191602/S29-04141605 (5/13)	CL	12	Not Used
19	4/27/16 10:14	04261619.D	50000pg TO15SIM ICAL STD	S29-04191602/S29-04131606 (5/12)	CL	11	
20	4/27/16 10:46	04261620.D	500pg TO15SIM ICV	S29-04191602/S29-04141605 (5/13)	CL	12	Pass
				CL 4/27/16			

Injection Log

Directory: I:\MS19\DATA\2016_04\28\

	Date/Time	File Name	Sample ID	Misc Info	Operator	Vial	Comment
1	4/28/16 8:27	04281601.D	BFB S19042816	S29-04191602	CL	2	Pass
2	4/28/16 8:49	04281602.D	CCV S19042816_500pg	S29-04191602/S29-04251601 (5/24)	CL	16	Pass
3	4/28/16 9:21	04281603.D	MB S19042816_1000mL	S29-04191602	CL	2	Pass
4	4/28/16 9:52	04281604.D	LCS S19042816_500pg	S29-04191602/S29-04141605 (5/13)	CL	2	Pass
5	4/28/16 10:23	04281605.D	LCSD S19042816_500pg	S29-04191602/S29-04141605 (5/13)	CL	2	Pass
6	4/28/16 11:59	04281606.D	P1602143-002 (1000mL)	S29-04191602	CL	1	
7	4/28/16 12:31	04281607.D	P1602143-003 (1000mL)	S29-04191602	CL	3	
8	4/28/16 13:02	04281608.D	P1602143-004 (1000mL)	S29-04191602	CL	4	
9	4/28/16 13:34	04281609.D	P1602143-007 (1000mL)	S29-04191602	CL	5	
10	4/28/16 14:06	04281610.D	P1602143-008 (1000mL)	S29-04191602	CL	6	
11	4/28/16 14:38	04281611.D	P1602144-003 (1000mL)	S29-04191602	CL	7	
12	4/28/16 15:09	04281612.D	P1602144-004 (1000mL)	S29-04191602	CL	8	
13	4/28/16 16:28	04281613.D	Blank	S29-04191602	CL	2	
14	4/28/16 16:59	04281614.D	P1602145-004 (1000mL)	S29-04191602	CL	1	
15	4/28/16 17:31	04281615.D	P1602145-004dup (1000mL)	S29-04191602	CL	1	Pass for Dup
16	4/28/16 18:02	04281616.D	P1602145-007 (1000mL)	S29-04191602	CL	3	
17	4/28/16 18:34	04281617.D	P1602145-008 (1000mL)	S29-04191602	CL	4	
18	4/28/16 19:05	04281618.D	P1602146-001 (1000mL)	S29-04191602	CL	5	
19	4/28/16 19:37	04281619.D	P1602146-002 (1000mL)	S29-04191602	CL	6	
20	4/28/16 20:09	04281620.D	P1602146-003 (1000mL)	S29-04191602	CL	7	
21	4/28/16 20:41	04281621.D	P1602146-004 (1000mL)	S29-04191602	CL	8	
22	4/28/16 21:12	04281622.D	Blank	S29-04191602	CL	2	
23	4/28/16 21:44	04281623.D	P1602146-008 (1000mL)	S29-04191602	CL	9	
24	4/28/16 22:15	04281624.D	P1602147-003 (1000mL)	S29-04191602	CL	10	
25	4/28/16 22:47	04281625.D	P1602147-004 (1000mL)	S29-04191602	CL	11	
26	4/28/16 23:19	04281626.D	P1602147-009 (1000mL)	S29-04191602	CL	12	
27	4/28/16 23:51	04281627.D	P1602147-010 (1000mL)	S29-04191602	CL	13	
28	4/29/16 0:22	04281628.D	Blank	S29-04191602	CL	2	
29	4/29/16 4:05	04281629.D	Blank	S29-04191602	CL	2	
				CL 4/29/16			