

N7538-8.0

1D-00031

Superfund Records Center
SITE: Newport Naval
BREAK: 8.3
OTHER: 34986

Final Five-Year Review Report

for

Naval Station Newport
Newport, Rhode Island



Northern Division
Naval Facilities Engineering Command
Contract Number N62472-90-D-1298
Contract Task Order 0282

December 1999



UNITED STATES ENVIRONMENTAL PROTECTION AGENCY
REGION 1
1 CONGRESS STREET, SUITE 1100
BOSTON, MASSACHUSETTS 02114-2023

Superfund Records Center
SITE: _____
BREAK: _____
OTHER: _____

December 30, 1999

James Shafer, Remedial Project Manager
U.S. Department of the Navy
Naval Facilities Engineering Command
Northern Division
10 Industrial Highway
Code 1823, Mail Stop 82
Lester, PA 19113-2090

Re: Five-year review for the Naval Education and Training Center Superfund Site


Dear Mr. Shafer:

Thank you for the opportunity to review the *Five-Year Review Report for Naval Station Newport, Newport, Rhode Island*, dated December 1999. Upon review, EPA concurs with the findings that all remedies that have been implemented are protective of human health and the environment.

EPA reviewed the document for compliance with OSWER Directive No. 9355.7-02A (July 26, 1994) and OSWER Directive No. 9344.7-03A (December 21, 1995). The report includes five-year reviews for the McAllister Point Landfill (Site 01)- Source Control Operable Unit and Tank Farm Five - Tanks 53 and 56 (Site 13) - Groundwater Containment Operable Unit. The selection of a TYPE IA review for these sites is consistent with the guidance provided in the OSWER directives. For those operable units that are still in the investigation phase, EPA is pleased to see the Navy reiterate its commitment to continuing the CERCLA process in accordance with the Federal Facilities Agreement. Access is restricted at most of the sites that have not yet been remediated to minimize potential threats to human health.

As indicated in EPA's letter dated March 10, 1999, this five-year review requirement was prompted by the remedial action start for the McAllister Point Landfill. Consistent with Section 121(c) of the CERCLA, the next five-year review must be finalized on or before December 27, 2004.

Sincerely,


Patricia L. Meaney, Director
Office of Site Remediation and Restoration

Toll Free • 1-888-372-7341

Internet Address (URL) • <http://www.epa.gov/region1>

Recycled/Recyclable • Printed with Vegetable Oil Based Inks on Recycled Paper (Minimum 30% Postconsumer)

**FINAL
FIVE-YEAR REVIEW REPORT**

FOR

**NAVAL STATION NEWPORT
NEWPORT, RHODE ISLAND**

**COMPREHENSIVE LONG-TERM
ENVIRONMENTAL ACTION NAVY (CLEAN) CONTRACT**

**Submitted to:
Northern Division
Environmental Branch, Code 1812BJH
Naval Facilities Engineering Command
10 Industrial Highway, Mail Stop No. 2
Lester, Pennsylvania 19113-2090**

**Submitted by:
Tetra Tech NUS, Inc.
600 Clark Avenue, Suite 3
King of Prussia, Pennsylvania 19406-1433**

**CONTRACT NUMBER N62472-90-D-1298
"CLEAN" Contract Task Order No. 0282**

December 1999

PREPARED BY:



**CHARLES D. RACE
PROJECT MANAGER
TETRA TECH NUS, INC.
WILMINGTON, MASSACHUSETTS**

APPROVED BY:



**JOHN J. TREPANOWSKI, P.E.
PROGRAM MANAGER
TETRA TECH NUS, INC.
KING OF PRUSSIA, PENNSYLVANIA**



TETRA TECH NUS, INC.

55 Jonspin Road ■ Wilmington, MA 01887-1020
(978) 658-7899 ■ FAX (978) 658-7870 ■ www.tetrattech.com

COPY

C-NAVY-12-99-1415W

Project Number N7538

December 23, 1999

Mr. James Shafer
Remedial Project Manager
Northern Division, Naval Facilities Engineering Command
10 Industrial Highway, Mail Stop 82
Lester, Pennsylvania 19113

Reference: CLEAN Contract No. N62472-90-D-1298
Contract Task Order 0282

Subject: Final Five-Year Review Report
Naval Station Newport
Newport, Rhode Island

Dear Mr. Shafer:

Enclosed is one copy of the Final Five-Year Review Report for Naval Station Newport. Pursuant to your request, copies of the report have been sent overnight to EPA for delivery on December 27th, 1999 and sent U.S. mail to RIDEM, and Naval Station Newport.

Please contact me if you have any questions about this transmittal.

Sincerely,

Charles D. Race
Project Manager

CR:ms

Enclosure

c: M. Griffin, NSN (w/enc.-6)
K.Keckler, EPA (w/enc.-2)
P.Kulpa, RIDEM (w/enc.-2)
G.Glenn, TtNUS (w/enc.)
File 7538-8.0 (w/enc.) File 7538-3.2 (w/o enc.)

TABLE OF CONTENTS

<u>SECTION</u>	<u>PAGE</u>
1.0 INTRODUCTION	1-1
2.0 McALLISTER POINT LANDFILL (SITE 01) – SOURCE CONTROL OPERABLE UNIT	2-1
2.1 SITE CHARACTERISTICS.....	2-1
2.2 DISCUSSION OF REMEDIAL OBJECTIVES	2-6
2.3 AREAS OF NONCOMPLIANCE.....	2-12
2.4 RECOMMENDATIONS	2-12
2.5 STATEMENT ON PROTECTIVENESS	2-13
3.0 TANK FARM FIVE, TANKS 53 AND 56 (SITE 13) – GROUNDWATER CONTAINMENT OPERABLE UNIT.....	3-1
3.1 SITE CHARACTERISTICS.....	3-1
3.2 DISCUSSION OF REMEDIAL OBJECTIVES	3-3
3.3 AREAS OF NONCOMPLIANCE.....	3-9
3.4 RECOMMENDATIONS	3-9
3.5 STATEMENT ON PROTECTIVENESS.....	3-9
4.0 NEXT FIVE-YEAR REVIEW	4-1

REFERENCES

APPENDICES

- A GROUNDWATER ANALYTICAL RESULTS – QUARTERLY MONITORING – MCALLISTER POINT LANDFILL
- B GROUNDWATER ANALYTICAL RESULTS – SUMMARY TABLES FOR HISTORICAL RESULTS – TANK 53, TANK FARM 5

FIGURES

<u>NUMBER</u>		<u>PAGE</u>
1	Site Locus Map	2-2
2	NSN Sites and Study Areas	2-3
3	McAllister Point Landfill.....	2-4
4	Tank Farm 5 – Tanks 53 and 56 Location	3-2
5	Tanks 53 and 56 – Well Locations.....	3-5

TABLE

<u>NUMBER</u>		<u>PAGE</u>
1	Groundwater Cleanup Levels, Tanks 53 and 56, Tank Farm Five	3-6

1.0 INTRODUCTION

This document presents the first five-year review of the Naval Station Newport (NSN), formerly the Naval Education and Training Center (NETC), Superfund Site in Newport, Rhode Island. Tetra Tech NUS (TtNUS) has conducted this five-year review under the Comprehensive Long-Term Environmental Action Navy (CLEAN) Contract Task Order (CTO) 282, as requested by the Navy. This five-year review addresses two operable units at two NSN sites which have had remedial actions implemented as of the writing of this five-year review:

- Site 01 - McAllister Point Landfill, Source Control Operable Unit; and
- Site 13 - Tank Farm Five, Interim Remedial Action for Tanks 53 and 56, to address the Groundwater Containment Operable Unit.

These two sites are included in this first five-year review of NSN, as appropriate for their progress in remediation, pursuant to the U.S. Environmental Protection Agency's (EPA) Supplemental Five-Year Review Guidance (Office of Solid Waste and Emergency Response (OSWER) Directive 9355.7-02A, July 1994). The other NSN sites and study areas (defined in the Federal Facility Agreement, FFA), are in various stages of investigation and are therefore not included in this first five-year review. It is recommended that the investigations for these sites continue as planned (see summary below). Interim measures have been implemented, or are scheduled to be implemented, to restrict access to these sites and study areas under investigation. Each of the sites and study areas are listed below with interim measures that have been or are to be implemented by the Navy, and with their respective FFA investigation schedules.

These sites and study areas include:

Study Area 04 – Coddington Cove Rubble Fill Area – Fence restricts access.

Draft SI Work Plan	June 28, 2004
Draft SI	September 7, 2005
Draft RI Work Plan	November 23, 2006
Draft RI	February 3, 2008
Draft FS	January 18, 2009
Draft Proposed Plan	November 28, 2009
Draft ROD	August 3, 2010

Study Area 07 – Tank Farm No. 1– Fence restricts access.

Draft SI Work Plan	February 13, 2004
Draft SI	April 25, 2005
Draft RI Work Plan	April 26, 2006
Draft RI	July 7, 2007

Draft FS	June 20, 2008
Draft Proposed Plan	May 3, 2009
Draft ROD	January 6, 2010

Study Area 08 – Naval Underwater Warfare Center (NUWC) Disposal Area – Posting signs and launching a public awareness campaign in early 2000.

Draft SI	March 25, 2003
Draft RI Work Plan	March 26, 2004
Draft RI	March 8, 2005
Draft FS	February 20, 2006
Draft Proposed Plan	January 9, 2007

Site 09 – Old Fire Fighting Training Area – Fence restricts access.

Draft FS	February 24, 2001
Draft Proposed Plan	September 7, 2002
Draft ROD	May 6, 2003

Study Area 10 – Tank Farm No. 2 – Fence restricts access.

Draft SI Work Plan	February 13, 2004
Draft SI	April 25, 2005
Draft RI Work Plan	April 26, 2006
Draft RI	July 7, 2007
Draft FS	June 20, 2008
Draft Proposed Plan	May 3, 2009
Draft ROD	January 6, 2010

Study Area 11 - Tank Farm No. 3 – Fence restricts access.

Draft SI Work Plan	February 13, 2004
Draft SI	April 25, 2005
Draft RI Work Plan	April 26, 2006
Draft RI	July 7, 2007
Draft FS	June 20, 2008
Draft Proposed Plan	May 3, 2009
Draft ROD	January 6, 2010

Site 12 – Tank Farm No. 4 – Fence to be installed in early 2000.

Draft RI Work Plan	March 22, 2004
Draft RI	June 2, 2005
Draft FS	May 17, 2006
Draft Proposed Plan	March 30, 2007
Draft ROD	December 3 2007

Site 13 – Tank Farm No. 5– Fence restricts access.

Draft FS	December 30, 2002
Draft Proposed Plan	September 15, 2003
Draft ROD	March 16, 2004

Study Area 17 – Gould Island Electroplating Shop– Liquid hazardous materials, asbestos, and lead-based paint to be removed in 2000. Fence restricts access.

Draft SI	August 16, 2000
Draft RI Work Plan	January 29, 2003
Draft RI	October 27, 2004
Draft FS	October 7, 2005
Draft Proposed Plan	August 20, 2006
Draft ROD	April 25, 2007

Study Area 19 – Derecktor Shipyard– Fence restricts access.

Draft Proposed Plan	January 11, 2004
Draft ROD	July 5, 2004

The Comprehensive Environmental Response, Compensation, and Liability Act (CERCLA) Section 121 (c) and National Oil and Hazardous Substances Contingency Plan (NCP) Section 300.400(f)(4)(ii) require a review to be conducted, at a minimum, every five (5) years after the initiation of the selected remedial action (RA) at each site. The purpose of the review is to ensure that the selected remedial action remains protective of human health and the environment and is functioning as designed. As directed by EPA, this five-year review is a "Type Ia" review. The Type Ia review emphasizes only relevant protectiveness factors, analyzed at a standard of review appropriate for sites where response is ongoing. Sites generally qualify for a Type Ia review until construction is completed and the site qualifies for listing on the Construction Completion List (CCL) (OSWER Directive 9355.7-02A, July 1994).

The activities conducted for the five-year review were based on EPA's Supplemental Five-Year Review Guidance (OSWER Directive 9355.7-02A, July 1994) and an EPA Region I letter to the Navy dated March 10, 1999. According to the OSWER directive referenced above, a Type Ia review is to include a document review of the ROD Summary and monitoring information. The report is to include an introduction; a discussion of remedial objectives; areas of noncompliance with those objectives; recommendations; a statement on whether the remedy remains protective; and notice of the next five-year review. This information is included in the sections which follow, for each of the two applicable sites addressed under this five-year review.

2.0 McALLISTER POINT LANDFILL (SITE 01) – SOURCE CONTROL OPERABLE UNIT

The sections below present information required for the Type Ia five-year review for the McAllister Point Landfill, as referenced in the EPA OSWER Directive 9355.7-02A, July 1994.

2.1 SITE CHARACTERISTICS

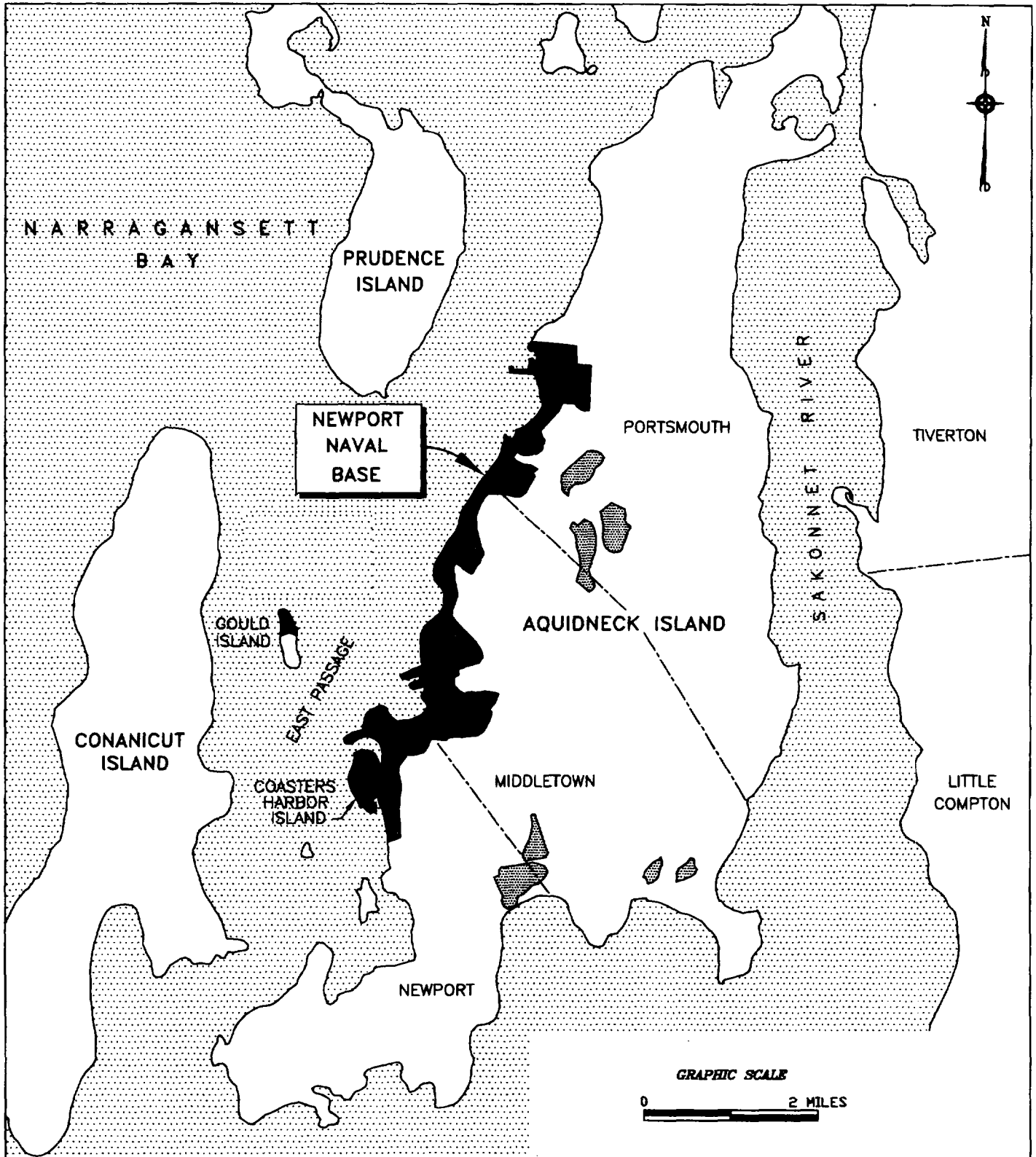
Background information including a brief site description and site history of the McAllister Point Landfill is discussed below.

Physical Characteristics

NSN is located in Middletown, Rhode Island, on the west shore of Aquidneck Island, facing the east passage of Narragansett Bay (Figure 1). McAllister Point Landfill (Site 01), part of NSN, covers approximately 11.5 acres in the central portion of the NSN facility, and is situated between the Defense Highway (to the east) and Narragansett Bay (to the north, south, and west) (Figure 2). A right-of-way for the Rhode Island Department of Transportation runs in a north-south direction along the eastern side of the site, parallel to the Defense Highway. Access to the site is via an access road off of Defense Highway, through a gate in the south-central portion of the site (Figure 3).

Currently, the landfill is covered by a multi-media low-permeability cap that prevents direct exposure to and further erosion of landfill materials. This cap was constructed in 1995 and 1996 as part of the remedial action described below in Section 2.2. The surface of the cap is vegetated and graded to promote runoff of precipitation, thus minimizing potential infiltration that could cause further leaching of landfill contaminants. The toe of the landfill slope facing Narragansett Bay is covered with a stone revetment to protect the cap from wave erosion. The capped area, excluding the revetment, is fenced. Access to the shoreline adjacent to the landfill is not entirely restricted.

A passive gas vent system was installed during construction of the cap to dissipate potential offgas buildup that could disturb the capping materials. A network of groundwater monitoring wells on site are available for use as part of the long-term monitoring program.



SITE LOCUS

FIGURE 1

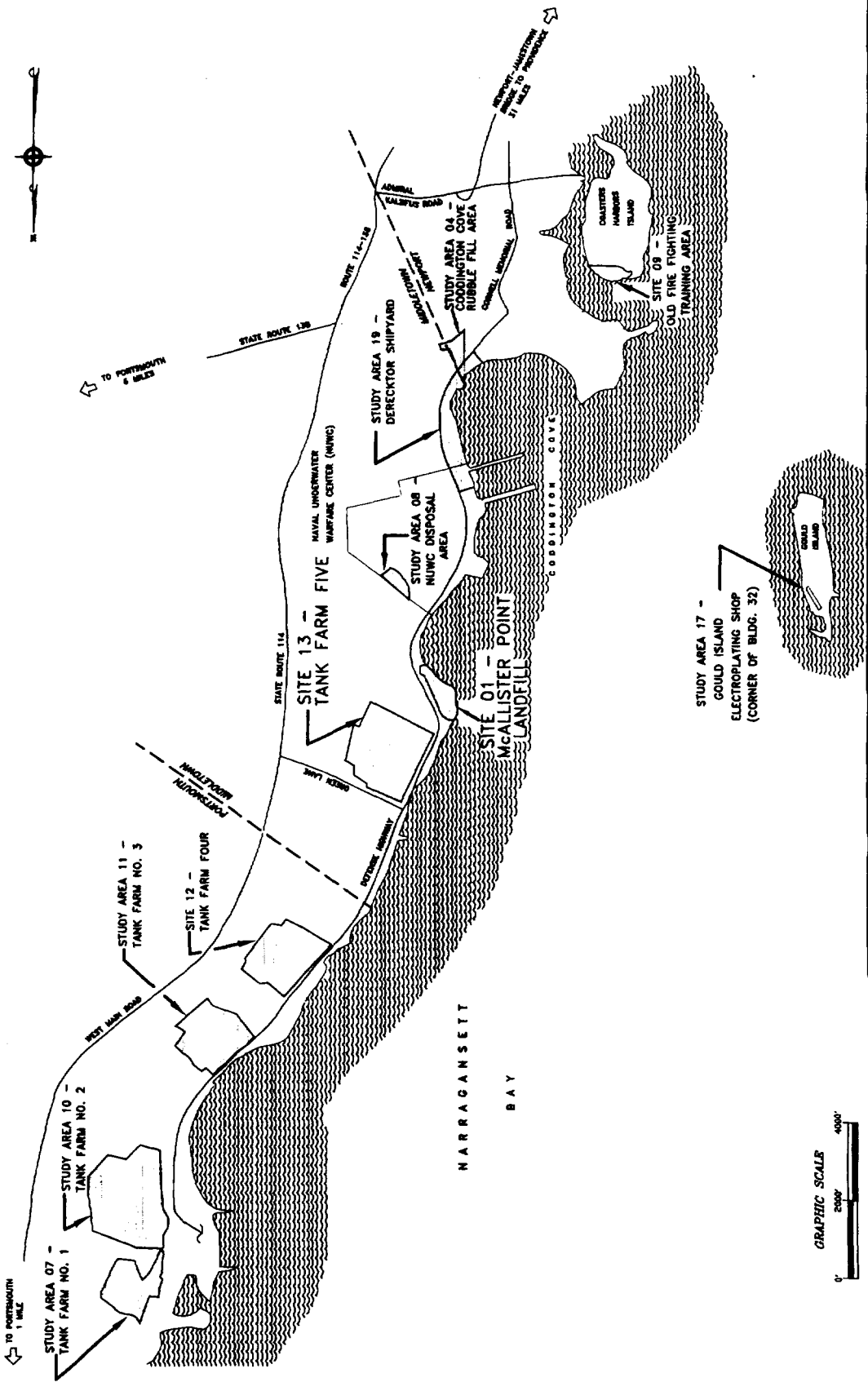
**NAVAL STATION NEWPORT
NEWPORT, RHODE ISLAND**



TETRA TECH NUS, INC.

DRAWN BY:	D.W. MACDOUGALL	REV.:	0
CHECKED BY:	B. O'NEILL	DATE:	SEPTEMBER 29, 1999
SCALE:	AS NOTED	ACAD NAME:	C:\DWG\NAVY\MC_PT\SITE_LOC

55 Jonspin Road
Wilmington, MA 01887
(978)658-7899



NSN SITES AND STUDY AREAS

**NAVAL STATION NEWPORT
NEWPORT, RHODE ISLAND**

DRAWN BY:	D.W. MACDOUGALL	REV:	0
CHECKED BY:	B. O'NEILL	DATE:	OCTOBER 14, 1999
SCALE:	AS NOTED	FILE NO.:	C:\DWG\NAV\MG-PT\SITE_MAP

FIGURE 2

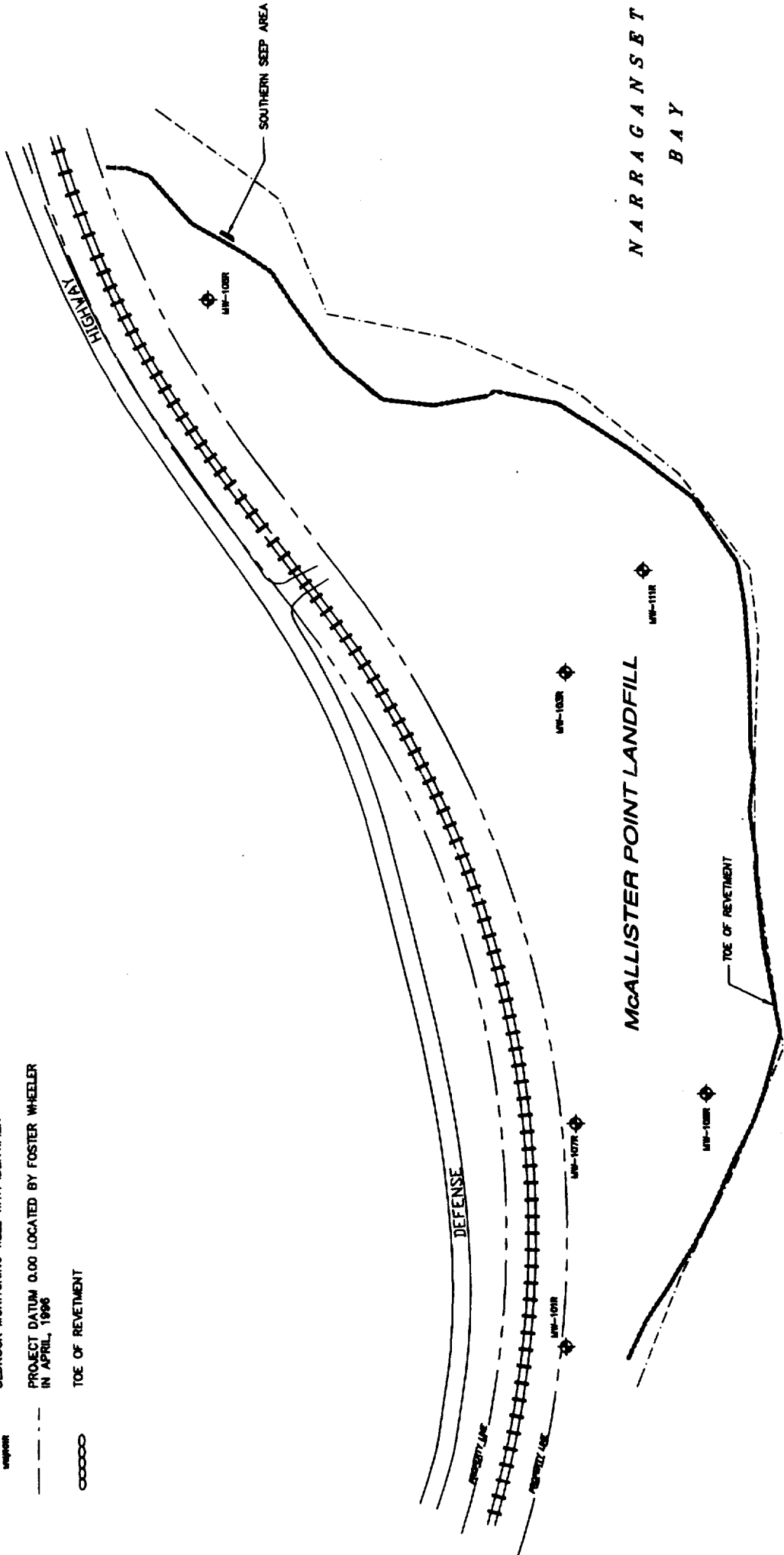


TETRA TECH NUS, INC.

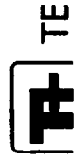

55 Jonspin Road
Wilmington, MA 01887
(978)658-7899

L.E.G.E.N.D

- ◆ BEDROCK MONITORING WELL WITH IDENTIFIER
- PROJECT DATUM 0.00 LOCATED BY FOSTER WHEELER IN APRIL, 1986
- TOE OF REVETMENT



McALLISTER POINT LANDFILL
 NAVAL STATION NEWPORT
 NEWPORT, RHODE ISLAND



TE

Site History

McAllister Point Landfill was the site of a sanitary landfill that operated over a 20-year period. From 1955 until the mid-1970's the site accepted all wastes generated at the Naval complex. The landfill received waste from all operational areas (machine shops, ship repair, etc.), Navy housing areas (domestic refuse), and from the 55 ships homeported at Newport prior to 1973 (approximately fourteen 40-cubic yard containers each day). The materials disposed of at the site reportedly included spent acids, paints, solvents, waste oils (diesel, lubrication, and fuel), polychlorinated biphenyl (PCB)-contaminated transformer oil; domestic refuse; and construction debris.

During the period of 1955 through 1964, wastes were trucked to the site, spread out with a bulldozer, and covered. In the late 1950's or early 1960's, an incinerator was built at the landfill. From that time through about 1970, approximately 98 percent of all the wastes were burned before being disposed of in the landfill. The incinerator was closed around 1970 due to the resultant air emissions. During the remaining years that the site was operational, all wastes were again disposed of directly into the landfill. Based on a review of aerial photographs of the site covering the period from 1965 through 1975, a change in the shape of the shoreline in the central portion of the site is evident, indicating filling of Narragansett Bay in this area. After disposal activities ceased in 1973, a three-foot thick covering of clay/silt was reportedly placed over the central portion of the landfill, and the site then remained inactive.

In November 1989, NSN, including the landfill, was listed on the EPA's National Priority List (NPL) of abandoned or uncontrolled hazardous waste sites subject to requirements of CERCLA and the Superfund Amendments and Reauthorization Act of 1986 (SARA). Following completion of the Phase I Remedial Investigation by TRC, a Record of Decision (ROD) was signed by EPA and the Navy in September 1993 that selected a multi-media, low permeability cap as a source control measure for the landfill, as discussed below in Section 2.2. Construction of the landfill cap commenced in 1995, and was completed in 1996, when the landfill was formally closed in compliance with a Consent Decree Agreement between the Navy and EPA.

Additional information on site use and history can be found in the Draft Final Remedial Investigation Report, Revision 1(B&RE, April 1997).

2.2 DISCUSSION OF REMEDIAL OBJECTIVES

As part of the Draft Final Focused Feasibility Study (FFS), remedial action objectives were developed for the site to aid in the development and screening of response alternatives, to mitigate existing and future potential threats to human health and the environment. As summarized in the ROD, these remedial action objectives were:

- To minimize potential environmental impacts by minimizing off-site migration of potentially contaminated surface soils, and by limiting the infiltration of precipitation to the underlying waste within the landfill area, thereby minimizing leachate generation; and
- To minimize potential risk to human health associated with exposure to the landfill area.

The selected remedy (Alternative 4) for McAllister Point Landfill is a “source control” alternative, designed to provide containment and isolation of the landfill contents, control of leachate generation as a result of infiltration, protection against surface erosion and landfill gas migration, and the performance of additional site investigations, as discussed below. (It is noted that the management of contaminant migration at the site via groundwater, sediment, and landfill gas, is being addressed under a second operable unit, and through additional site investigations. Information addressing management of migration issues is presented in the “Feasibility Study (FS) for Marine Sediment/Management of Migration” (TtNUS, February 1999). The FS was developed to address marine sediment, groundwater, and landfill gas migration concerns at the landfill. The Draft Record of Decision for Marine Sediment/Management of Migration which presents the Selected Remedy was submitted to the EPA and the Rhode Island Department of Environmental Management (RIDEM) in August 1999.)

As stated in the 1993 ROD, the selected “source control” remedy is comprised of the following components:

- Capping of the site with a RCRA Subtitle C multi-layer cap;
- Establishing landfill gas controls to manage landfill gas migration;
- Constructing surface controls to minimize erosion and manage runoff;
- Fencing and institutional controls (deed restrictions) to control site access and future site use;
- Operation and maintenance and site monitoring; and
- Five-year review.

In addition, the ROD contains provisions for undertaking additional studies which include:

- Determining if additional measures, beyond capping, must be taken to reduce the amount of groundwater in contact with the contaminated materials of the landfill;
- Determining the nature and extent of groundwater contamination and whether additional measures, beyond capping, are necessary to meet federal or state groundwater standards and to reduce to acceptable levels any unacceptable risks to human health or the environment from groundwater contamination;
- Determining whether "hot spots" (isolated areas of higher concentrations of contaminants) within the landfill materials, if present, will need to be addressed by a separate remedial action or can be addressed by the landfill cap; and
- Determining the nature and extent of any near-shore sediments that have been affected by site-related contamination, and whether they will need to be addressed by a separate remedial action or whether they can be addressed through consolidation under the landfill cap.

Studies implemented to accomplish these additional objectives include the ongoing quarterly groundwater monitoring being conducted by Foster Wheeler Environmental Corporation (FWENC) as part of the Source Control Operable Unit Operation and Maintenance (O&M) activities, and the FS (TtNUS, February 1999) and Final ROD for Marine Sediment/Management of Migration (U.S. Navy, anticipated December 1999 or January 2000).

The closure activities for the McAllister Point Landfill (Source Control) were completed by FWENC in 1996, and consisted of the following:

- Construction of heavy armor stone revetment to protect the western slope of the landfill from wave erosion;
- Re-grading and reconsolidation of waste material;
- Clean-up of exposed debris within close proximity to the shoreline;
- Covering the fill area with a RCRA Subtitle C multi-layer cap;
- Installing a passive gas collection venting system;
- Installing surface controls to minimize erosion and collect runoff;
- Installing a perimeter chain-link fence and implementing land use controls to control site access;
- Revegetation planting of upland habitat; and

- Installing groundwater monitoring wells to replace the wells that were destroyed during capping of the landfill.

A discussion of applicable or relevant and appropriate federal and state requirements (ARARs) that apply to this site and this remedial action is presented in Section XI, Part B, of the ROD. (As stated in the ROD, "no chemical-specific ARARs are applicable to the selected remedial action".)

Listed below is a summary of the major milestones and reports completed since the signing of the ROD:

- The ROD for the Source Control Operable Unit of the McAllister Point Landfill (Site 01) was signed by the NSN Commanding Officer and the Acting Administrator of EPA, Region I, in September 1993, with RIDEM concurrence.
- The source control remedial action was implemented between 1995 and 1996, when the landfill was closed in compliance with a Consent Decree Agreement between the Navy and EPA.
- The final "Certification Report for Remedial Action" (by Brown & Root Environmental, now TtNUS) was submitted to the Navy, EPA, and RIDEM in February 1997. The report documents and certifies that the methods, procedures, and inspection and testing activities conducted to close the landfill were performed in accordance with the EPA-approved 100 percent design project specifications and drawings, and the Material Quality Assurance/Construction Quality Assurance Plan. The data collected during the project was used as the basis to certify that the landfill was closed in accordance with the project specifications and drawings.
- Under contract to the Navy, FWENC prepared and submitted the "Operation and Maintenance (O&M) Plan" in March 1997.
- The required quarterly and annual reports summarizing: sampling of groundwater and stormwater, and sampling or field screening of landfill gas, as applicable; O&M activities conducted at the landfill; and any discrepancies or variances from the O&M Plan were submitted by FWENC to the Navy, EPA, and RIDEM, as listed below. The O&M program consists of inspecting and repairing system components, as necessary, and collecting and analyzing groundwater, stormwater, and landfill gas samples:
 - Second Quarter Report (April – June 1997) submitted January 1998 (first sampling performed in March 1997)

- Third Quarter Report (July – September 1997) submitted December 1997 (groundwater and landfill vent gas sampling performed in June - July 1997)
- Fourth Quarter Report (October – December 1997) submitted January 1998 (sampling performed in September 1997)
- First Annual Report – O&M Activities (summarizes activities and results from 1997, the initial year of post-closure monitoring) submitted September 1998
- Fifth Quarter Report (January - March 1998) submitted May 1998 (sampling performed in January 1998)
- Sixth Quarter Report (April – June 1998) submitted August 1998 (sampling performed in April 1998)
- Seventh Quarter Report (July – September 1998) submitted November 1998 (groundwater sampling performed in July 1998; landfill vent gas samples for laboratory analysis and field screening, collected in August 1998)
- Eighth Quarter Report (October – December 1998) submitted March 1999 (groundwater sampling and landfill vent gas field screening performed in October 1998)
- Second Annual Report – O&M Activities (summarizes activities and results from 1998, the second year of post-closure monitoring) submitted March 1999
- Ninth Quarter Report (January – March 1999) submitted June 1999 (no groundwater sampling performed this quarter; landfill vent gas field screening and laboratory samples collected between March and April 1999)

The post-closure O&M activities, begun in March 1997, have now been conducted for over two years, with required summary reports submitted to EPA and RIDEM as detailed above. The O&M activities included quarterly measurement of groundwater levels, quarterly groundwater sampling, quarterly facility inspections, and landfill gas monitoring (field screening and laboratory analysis). The results of these activities, including all analytical data, are presented in the quarterly and annual reports listed above. A brief overview of the results of the O&M activities and sampling is presented below.

Groundwater Sampling and Analysis

As stated in the 1998 Draft Annual Report – O&M Activities, groundwater samples were collected for volatile organic compounds (VOCs), semivolatile organic compounds (SVOCs), total and dissolved metals, and wet chemistry parameters. The report also states that groundwater data was subjected to a qualitative evaluation of changes in chemical concentrations over time. The reports generally indicate that some contaminant concentrations in groundwater have decreased over time, including xylene concentrations in several wells, and several SVOCs. For total VOCs, the results showed a high degree of variability and no trends were identified.

The reports indicate that metals groundwater results are variable. Some monitoring wells did appear to show increasing concentrations of some metals over the course of the two-year quarterly sampling program, including barium, nickel, and zinc at MW-105S, and zinc at MW-103S.

The groundwater monitoring results supporting these findings, as presented in the “Annual Report – O&M Activities – 1998,” are attached as Appendix A.

It is noted that the FS for Marine Sediment/Management of Migration concluded that no cleanup actions are recommended at this time for groundwater; however, it is recommended that additional data are needed to evaluate the trends of contaminant levels in the future. The Navy will continue environmental monitoring for a minimum of a 30 year period, as agreed to in the Source Control ROD, to assess the need for future actions.

Landfill Gas Monitoring and Analysis

Landfill vent gas samples and ambient air samples were collected in July 1997, August 1998 and in March-April 1999. Samples were analyzed in an off site laboratory for VOCs in July 1997, and for VOCs, SVOCs, methane, and total hydrocarbons during the other two sampling events. Vent gas samples were also collected and field-screened for percent oxygen, percent carbon dioxide, hydrogen sulfide, percent methane, and percent lower explosive limit (LEL) during these events, and in October 1998.

In general, maximum concentrations of VOCs were observed in gas vent samples collected from the center of the landfill, with lower levels of VOCs observed in the southern perimeter riser pipes and northern gas vents. Predominant VOCs included freon 12, freon 114, acetone, 2-butanone, and tetrahydrofuran. The highest concentrations of total hydrocarbons and methane were also reported primarily in the central portion of the landfill. Samples from the northern perimeter riser pipes also

contained some of the higher levels of total hydrocarbons. All analytical and field-screening results are presented in the applicable quarterly and annual monitoring reports listed above.

Although contaminants were detected in direct vent gas samples, it is noted that ambient air samples collected from the landfill perimeter indicated only trace levels of some contaminants. It is noted that the FS for Marine Sediment/Management of Migration concluded that no cleanup actions are recommended at this time for landfill gas, however, the Navy will continue monitoring, as agreed to in the Source Control ROD, to assess the need for future actions.

Stormwater Sampling

The O&M Plan requires that one set of stormwater samples be collected and analyzed from the southern culvert outlet during the two-year period following closure of the landfill (between January 1997 and December 1998). However, no precipitation events of sufficient magnitude to produce runoff at the designated surface water sampling location were observed, therefore, stormwater sampling has not yet taken place during the monitoring program. As stated in the 1998 Draft Annual Report – O&M Activities, the southern culvert was inspected during each of the quarterly sampling events and was found to be dry. As of the last quarterly report (dated June 1999), provisions had been made to allow for more continuous monitoring of stormwater runoff at the designated location, for sampling purposes.

Inspection of System Components

In addition to the sampling and analysis activities summarized above, quarterly or semiannual inspections (as specified in the O&M Plan) are conducted of the source control remedial action system components, including: the landfill cap; stormwater drainage system; stone revetment; gas monitoring wells and vents; access road and entrance ramp; perimeter fence; vegetation; and groundwater monitoring system.

One recurring problem that had been noted was erosion observed along the landfill access road at the site entrance; however, this problem was corrected in early 1998. The repairs were effective in reducing rain-related washouts. In addition, several small animal burrows have been observed in the soil covering the impermeable landfill cap, however, the burrow holes did not appear to extend through the impermeable layers of the cap.

As detailed in the O&M inspection reports listed above, all system components continue to perform satisfactorily.

2.3 AREAS OF NONCOMPLIANCE

Any substantial aspect of the remedial action that fails to conform to remedial objectives would be considered an area of noncompliance. Based on the information evaluated as part of this Type Ia five-year review, no substantial areas of noncompliance with the remedial objectives were noted.

Minor discrepancies or problem areas which have already been addressed are noted below, however, these do not constitute substantial areas of noncompliance:

- The stormwater samples to be collected from the southern culvert, per the O&M Plan, have not yet been collected, since runoff at the designated sample location has not yet been observed, according to the quarterly and annual O&M reports. Per FWENC, provisions have been made to allow for more continuous monitoring of the designated location for observations of potential runoff and sample collection.
- Previous erosion that had taken place along the access road has been repaired, and the repairs are reported to be effectively preventing additional rain-related washouts along the access road.
- "Institutional controls" (deed restrictions) were listed in the ROD as a component of the source control remedy. However, a Navy policy clarification has determined that the Navy is not authorized to implement deed restrictions, therefore, the deed itself has not been modified. The Navy can, however, enter into Land Use Control agreements with regulators regarding future use of the property while under Navy control. In addition, the Navy can request that GSA include covenants to the deed prohibiting certain uses only at the time the property leaves government ownership. In place of actual modifications to the deed, the Navy has implemented "land use controls," e.g., the property is fenced and gated, so that the Navy controls the use of, and access to, the property.

2.4 RECOMMENDATIONS

No further response actions are required at this time.

Ongoing O&M activities are continuing, and are summarized in quarterly and annual reports. Trends in groundwater contaminant levels should continue to be evaluated and reported under the O&M sampling activities. Additional data obtained from sampling of landfill vent gases and ambient air should also continue to be evaluated in future O&M activities, to assess the need for active gas collection and treatment.

In the event that the property is exceded by the Navy in the future, the deed restrictions which are listed as a component of the source control remedy should be implemented by GSA at that time.

2.5 STATEMENT ON PROTECTIVENESS

The purpose of the five-year review is to ensure that the selected remedial action remains protective of human health and the environment and is functioning as designed. The source control remedy selected for McAllister Point Landfill has been successfully implemented, and remains protective of human health and the environment. Long-term operation and maintenance, including groundwater and landfill gas sampling, is ongoing. As stated in the Final Record of Decision for Marine Sediment/Management of Migration, McAllister Point Landfill, based on data evaluated thus far, "neither groundwater nor landfill gases at the site pose an unacceptable risk to people or the environment". Signing of the ROD is anticipated in December 1999 or early 2000.

3.0 TANK FARM FIVE, TANKS 53 AND 56 (SITE 13) – GROUNDWATER CONTAINMENT OPERABLE UNIT

The sections below present information required for the Type Ia five-year review for Tank Farm Five, Tanks 53 and 56, as referenced in the EPA OSWER Directive 9355.7-02A, July 1994.

3.1 SITE CHARACTERISTICS

Background information including a brief site description and site history of Tank Farm Five, Tanks 53 and 56, is discussed below.

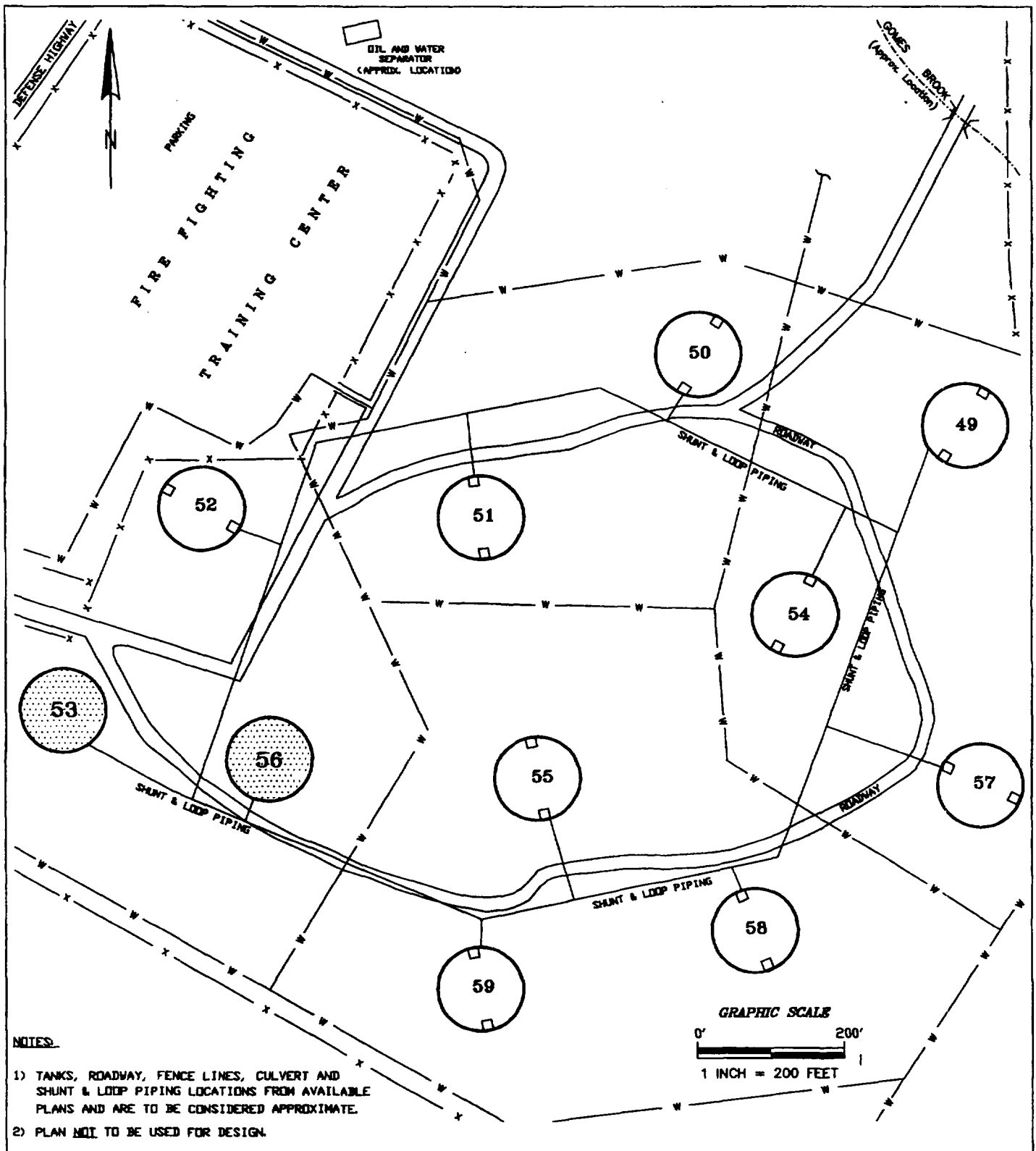
Physical Characteristics

Tank Farm Five, Tanks 53 and 56, is located in the central portion of the NSN facilities, in Middletown, Rhode Island (Figure 2). The 85-acre tank farm is the site of eleven underground storage tanks (USTs), numbered 49 through 59 (Figure 4). Tanks 53 and 56 are located in the western portion of the Tank Farm Five site. A paved road provides access to the site, passing between the tank locations in a loop. Topography generally slopes to the north. Gomes Brook is located approximately 1,200 feet north of Tanks 53 and 56, passing through the northeastern portion of the site and draining toward the west into Narragansett Bay. Tank Farm Five is bordered to the northwest by Defense Highway, to the southwest by a cemetery, to the east by residences, and to the northeast by Greene's Lane.

During 1942, the tanks were constructed of reinforced concrete and had a capacity of approximately 2.52 million gallons. The tanks were constructed in a blasted bedrock socket. The tanks are approximately 116 feet in diameter and 33 feet deep. The tanks were covered by approximately 4 feet of soil and were surrounded by a 4-foot wide, crushed-rock ring drain system. The ring drain system was installed to remove groundwater from around the tank and to prevent tank damage caused by hydraulic stresses and tank flotation.

Site History

The tanks were originally used to store fuel oils from approximately World War II through 1974. In 1975, as part of an oil recovery program, the Navy began using the tanks to store used oil for alternate use as a heating fuel oil (TRC, 1993a). In 1982, RIDEM adopted hazardous waste regulations that were applicable to the waste oils stored in Tanks 53 and 56. Subsequent sampling of the waste oils in 1983 indicated that the oil and sludge layers were considered hazardous due to elevated concentrations of lead. Also, the water phase was found to contain dissolved hydrocarbon compounds.



NOTES:

- 1) TANKS, ROADWAY, FENCE LINES, CULVERT AND SHUNT & LOOP PIPING LOCATIONS FROM AVAILABLE PLANS AND ARE TO BE CONSIDERED APPROXIMATE.
- 2) PLAN NOI TO BE USED FOR DESIGN.

TANK FARM 5 – TANKS 53 & 56 LOCATION		FIGURE 4	
NAVAL STATION NEWPORT			
NEWPORT, RI			
DRAWN BY:	R.G. DEWSNAP	REV.:	0
CHECKED BY:	B. O'NEILL	DATE:	SEPTEMBER 29, 1998
SCALE:	1" = 200'	ACAD NAME:	DWG\NETC\CTD143\W_P_ADD\FIG_3.DWG



TETRA TECH NUS, INC.

55 Jonspin Road
Wilmington, MA 01887
(978)658-7899

In 1984, the Navy decided to discontinue use of the tanks. In 1985, results of a groundwater sampling round from monitoring wells located within the Tank 53 ring drain indicated the presence of chlorinated and aromatic hydrocarbon compounds. In September 1985, RIDEM issued NSN a Hazardous Waste Facility Permit for Tanks 53 and 56, which included a stipulation for removing the contents and closing the tanks in accordance with federal hazardous waste regulations and in accordance with RIDEM requirements for USTs used for oil and hazardous substance storage.

Further investigations conducted in 1986 confirmed the presence of VOCs in the Tank 53 ring drain. Lower concentrations of VOCs were detected in groundwater up to 150 feet downgradient of Tank 53. In January 1990, oil was observed overflowing from the tank gauging chamber and onto the ground as a result of surface water entering the tank through cracks in the tank roof. The Navy took immediate action to lower the level in the tank to prevent further overflow. RIDEM issued an Immediate Compliance Order, which required that the Navy remove the contents of the tank, begin remediation of contaminated groundwater and soils surrounding the tank, and initiate an investigation to determine the extent of oil contamination in the vicinity of Tank 53.

In 1992, pursuant to the Immediate Compliance Order, the Navy completed the removal of sludge, oil, and water from the tank, and cleaned the interior surfaces of the tank. Also in 1992, an Interim Action ROD was signed by EPA and the Navy that selected a management of migration alternative consisting of groundwater extraction, treatment and discharge as an interim remedial action for the Tanks 53 and 56 site. Additional pertinent site activity since implementation of the Interim Action ROD is included below in Section 3.2.

Additional information on site use and history can also be found in the Remedial Investigation Report (TRC, 1992) and the Soil Investigation Report – Tank Farm Five – Tanks 53 and 56 (TRC, 1993c).

3.2 DISCUSSION OF REMEDIAL OBJECTIVES

Remedial action objectives were developed for the site to mitigate existing and future potential threats to human health and the environment. As summarized in the Interim Action ROD, these remedial action objectives were:

- To minimize further migration of the contaminated groundwater;
- To minimize any future negative impact to Gomes Brook and Narragansett Bay resulting from discharge of contaminated groundwater;
- To reduce the potential risk associated with the future ingestion of contaminated groundwater; and
- To reduce the time required for restoration of the aquifer.

The selected management of migration remedy is comprised of the following components:

- Groundwater extraction to contain contaminated groundwater and prevent its migration and potential discharge to surface water bodies;
- Groundwater treatment using coagulation/filtration and UV oxidation to treat organic and inorganic contaminants;
- Discharge of treated groundwater to the local wastewater treatment facility;
- Continued groundwater monitoring to confirm the capture of contaminated groundwater.

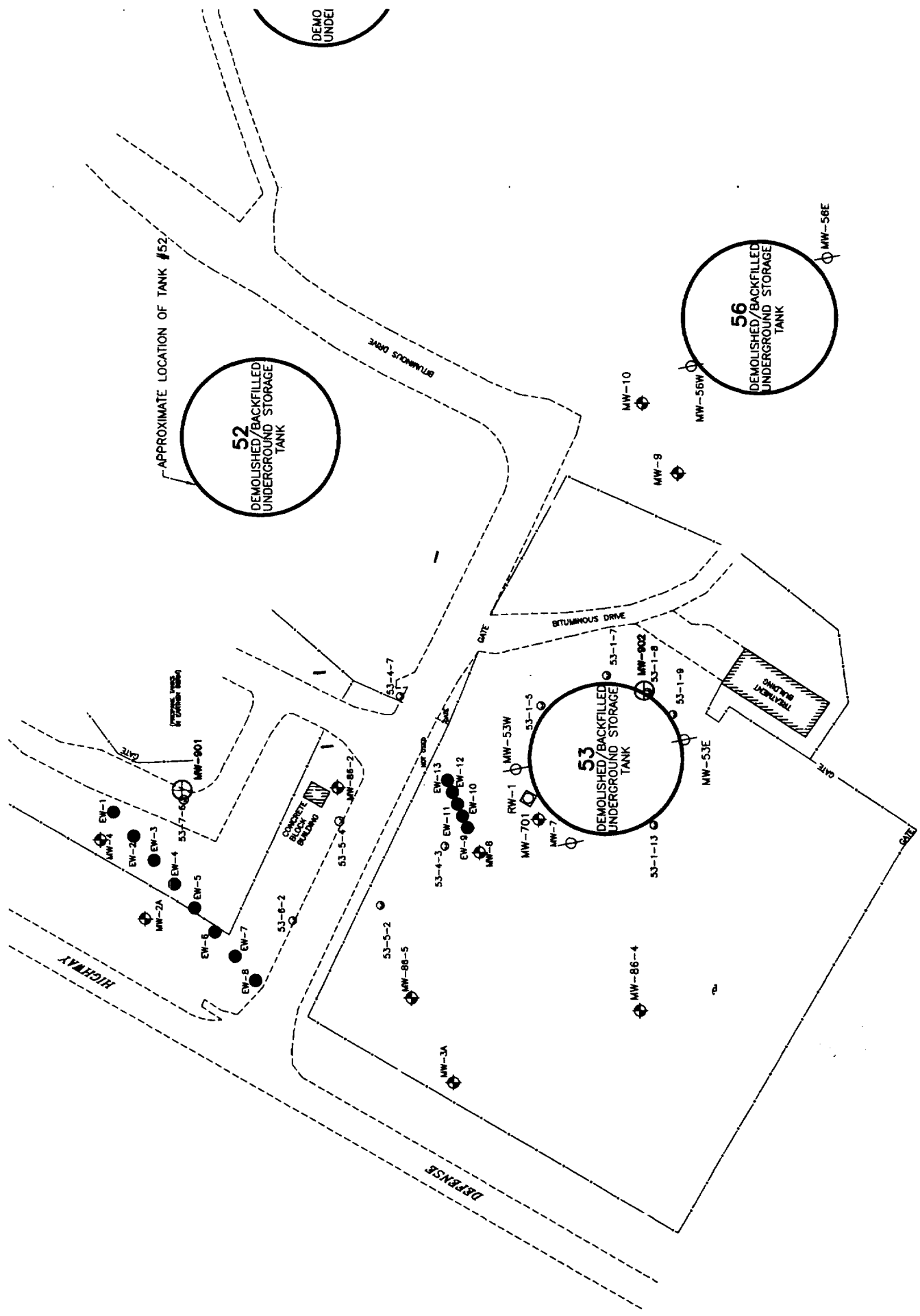
A more detailed description of the remedial components is provided in the Interim Action ROD.

In 1993, the design for the groundwater extraction and treatment/containment system was completed, and construction of the system was completed in December 1994. The system was designed to contain groundwater in the vicinity of Tank 53 and to prevent it from migrating further toward Narragansett Bay. The system consists of two sets of extraction wells and a treatment system. The first set of extraction wells (EW-9 through EW-13) is located approximately 60 to 70 feet northwest of Tank 53 and a second set (EW-1 through EW-8) is located approximately 280 feet northwest of Tank 53. In addition to the extraction wells, groundwater monitoring wells MW-1A, MW-2A, and MW-3A were installed downgradient of the second set of extraction wells (Figure 5).

The groundwater extraction and treatment system operated during the period from December 1994 to December 1996 when the system was shut down because analytical results for influent samples were below the cleanup levels established in the Interim Action ROD (cleanup levels from the ROD are presented in Table 1). Also within this time period (1995 to 1996) the Navy conducted a source removal action at Tank 53, as discussed below, which likely contributed to meeting the established cleanup levels in groundwater.

While the selected interim remedial action for the Tanks 53 and 56 site is a groundwater management of migration remedy, and does not have a "source control" component as part of the Interim Action ROD implemented under CERCLA, the Navy elected to also implement a separate source removal action. As stated in the Interim Action ROD, the soil contamination in the vicinity of Tanks 53 and 56, and soil cleanup strategies were to be evaluated separately: investigation and remediation of soil contamination at Tanks 53 and 56 are subject to RIDEM UST regulations, while the investigation and remediation of groundwater contamination is addressed under CERCLA, and by the Interim Action ROD signed by EPA and the Navy in September 1992.

Soil conditions at the tanks were investigated and reported separately, as summarized in "Soil Investigation, Tank Farm Five, Tanks 53 and 56" (TRC, 1993c). The report presented the Navy's



1, 4, B, 5,
 NT OF THE NAVY
 SHEET 1 OF 1,
 1 N.W. COR.
 3M ELEV. ARE
 FER
 30E ISLAND
 IS ARE SHOWN,
 DEMOLITION AND

GRAPHIC SCALE
 0' 100' 200'

TANKS 53 & 56 - WELL LOCATIONS
 TANK FARM FIVE
 NAVAJ STATION NEMOPOD NEMOPOD DI



**TABLE 1
GROUNDWATER CLEANUP LEVELS
TANKS 53 AND 56, TANK FARM FIVE
NAVAL STATION NEWPORT, NEWPORT, RHODE ISLAND**

Carcinogenic Contaminants of Concern	Cleanup Level (ppb)	Basis	Level of Risk
VOLATILE ORGANICS			
Benzene	5	MCL	2×10^{-06}
Tetrachloroethene	5	MCL	4×10^{-06}
Trichloroethene	5	MCL	6×10^{-07}
Vinyl Chloride	2	MCL	4×10^{-05}
INORGANICS			
Arsenic	50	MCL	*
Beryllium	1	MCL	5×10^{-05}
Lead	15	AL	NA
			SUM 1×10^{-04}

Non-carcinogenic Contaminants of Concern	Cleanup Level (ppb)	Basis	Target Endpoint of Toxicity	Hazard Index
VOLATILE ORGANICS				
1,2-Dichloroethene (cis-)	70	MCLG	Decreased hematocrit and hemoglobin	8×10^{-02}
1,2-Dichloroethene (trans-)	100	MCLG	Decreased hematocrit and hemoglobin	6×10^{-02}
1,1,1-Trichloroethane	200	MCLG	Liver	2×10^{-02}
INORGANICS				
Cadmium	5	MCLG	Proteinuria	1×10^{-01}
Chromium (Total)	100	MCLG	None observed	2×10^{-01}
Manganese	3650	Risk	CNS	1
Thallium	0.5	MCLG	Increased SGOT and LDH levels, alopecia	9×10^{-02}
				SUM 1

Note: The Hazard Index is summed for only those indicator compounds with the same or similar target endpoints.

- MCL - Maximum Contaminant Level, National Primary Drinking Water Regulations, Final Rule Amendments to Safe Drinking Water Act (SDWA), U.S. EPA, Effective July 1992.
- MCLG - Maximum Contaminant Level Goal, based on health considerations only, Final Rule Amendments to SDWA, U.S. EPA, Effective July 1992.
- AL - Action Level representative of drinking water quality at the tap, U.S. EPA, May 7, 1991.

* The cleanup level for arsenic has been set at the MCL of 50 ppb. The carcinogenic risk posed by arsenic at 50 ppb in groundwater will be approximately 1 in 1,000. However, in light of recent studies indicating that many skin tumors arising from oral exposure to arsenic are non-lethal and in light of the possibility that the dose-response curve for the skin cancers may be sublinear (in which case the cancer potency factor used to generate risk estimates will be overstated), it is EPA policy to manage these risks downward by as much as a factor of ten. As a result, the carcinogenic risks for arsenic at this Site have been managed as if they were 1 in 10,000. (See EPA memorandum, "Recommended Agency Policy on the Carcinogenic Risk Associated with the Ingestion of Inorganic Arsenic" dated June 21, 1988).

Reference: This table is "Table 3" taken in its entirety, without revision, from the "Record of Decision for an Interim Remedial Action at Tank Farm 5, Tanks 53 and 56, Groundwater Operable Unit, Naval Education and Training Center, Newport, Rhode Island, September 1992".

selected remedial alternative for soil at Tanks 53 and 56, and from 1995 through 1996 contaminated soils surrounding Tank 53 were removed and disposed of off site under a RCRA action. It is noted that remediation of soil near Tank 56 was determined not necessary, based on sampling and analytical data. The ring drain at Tank 53 was re-constructed with clean stone/soils. However, the ring drain pumping system was not placed back into operation, rather, the tank was ballasted with clean water to address concerns about flotation.

Analytical results from 11 wells (monitoring and extraction wells) sampled during three events conducted between December 1996 and August 1997, following implementation of the interim remedial action, are summarized in the "Technical Memorandum – Summary of Analytical Results – Sample Round 3 for Tank 53 – Tank Farm 5" (B&R Environmental, 1997). Sample results are included for wells MW-2A, MW-3A, MW-4, MW-8, MW-86-1, MW-86-2, MW-86-4, MW-86-5, EW-7, EW-13, MW-701. Groundwater samples were analyzed for VOCs, SVOCs, metals, pesticides/PCBs, and petroleum hydrocarbons. Analytical results identify near detection limit concentrations of analytes in the first row of extraction wells (EW-9 to EW-13); no analytes have been detected in the perimeter extraction wells (EW-1 to EW-8) (B&R Environmental, 1997). The report states that results for potential contaminants of concern do not exceed current (August 1996) RIDEM Class GA groundwater quality standards. The report concludes that based on the analytical results from these events and from previous investigations "it appears that the removal action that the Navy conducted in the ring drain has effectively removed the source of contamination and concentrations of potential contaminants of concern have attenuated. Consequently, the extraction and treatment system should remain shut down."

The groundwater monitoring results supporting these findings, as presented in the "Technical Memorandum – Summary of Analytical Results – Sample Round 3 for Tank 53 – Tank Farm 5" (B&R Environmental, 1997), are attached as Appendix B.

A discussion of applicable or relevant and appropriate federal and state requirements (ARARs) that apply to this site and this remedial action is presented in Section XI, Part B, of the ROD. The groundwater cleanup levels established in the ROD are presented in Table 1.

Listed below is a summary of the major milestones and reports completed since the signing of the ROD:

- The ROD for the Interim Remedial Action – Groundwater Operable Unit – Tank Farm Five, Tanks 53 and 56, (Site 13) was signed by the NSN Commanding Officer and the Regional Administrator of EPA Region I in September 1992, with RIDEM concurrence.

- Construction of the groundwater and extraction treatment system was completed in December 1994, and the system was operated between 1994 and 1996, when the system was shut down because analytical results for influent samples were below the cleanup levels established in the Interim Action ROD.
- Post-remedial action groundwater sampling events conducted: December 1996, March 1997, and August 1997.
- Technical Memorandum – Summary of Analytical Results – Sample Round 1 for Tank 53 – Tank Farm 5 (B&R Environmental, March 1997). Summarizes results of first groundwater sampling event (post-remedial action).
- Technical Memorandum – Summary of Analytical Results – Sample Round 2 for Tank 53 – Tank Farm 5 (B&R Environmental, June 1997). Summarizes results of second groundwater sampling event (post-remedial action).
- Technical Memorandum – Summary of Analytical Results – Sample Round 3 for Tank 53 – Tank Farm 5 (B&R Environmental, 1997). Summarizes results of three groundwater sampling events, and recommends that the groundwater extraction and treatment system should remain shut down.
- February 17, 1998 letter from RIDEM to Navy approving demolition of six tanks at Tank Farm 5, and requesting the installation of two additional bedrock wells downgradient of Tank 53 in conjunction with the Tanks 53 and 56 groundwater investigation operable unit, and requesting the performance of a soil gas survey to assist in locating the wells in optimal locations.
- Final Work Plan Addendum 8, Passive Soil Gas Survey, Tanks 53 and 56, Tank Farm 5 (TtNUS, August 1998). Work Plan to scope the passive soil gas survey in order to assist in locating the RIDEM-requested bedrock monitoring wells at Tanks 53 and 56.
- Demolition of the tanks at Tank Farm 5 was completed in 1998. The tanks were imploded individually, with the demolition objective being to collapse and separate the tank roof from the tank walls while maintaining the basic structural integrity of the tank floor and side walls. A 15-foot layer of sand was placed into the tank to absorb the shock from the collapsing tank roof and to fill voids between the tank floor and roof. The ballast waters were removed from the tanks and pump rooms prior to sand placement. Following tank demolition, each tank site was backfilled with certified clean fill.

- Passive Soil Gas Investigation Report, Tanks 53 and 56, Tank Farm 5 (TtNUS, August 1999). Presents results of soil gas investigation and recommends proposed locations for two bedrock monitoring wells downgradient of Tank 53, per RIDEM request. (It is noted that the associated bedrock groundwater investigation is anticipated to be completed by January 2000.)

3.3 AREAS OF NONCOMPLIANCE

Any substantial aspect of the remedial action that fails to conform to remedial objectives would be considered an area of noncompliance. Based on the information evaluated as part of this Type Ia five-year review, no areas of noncompliance with the remedial objectives were noted.

3.4 RECOMMENDATIONS

No further response actions are required at this time. (Evaluation of additional groundwater sampling results will be conducted by the Navy following completion of the additional bedrock monitoring well installations and sampling requested by RIDEM.)

3.5 STATEMENT ON PROTECTIVENESS

The purpose of the five-year review is to ensure that the selected remedial action remains protective of human health and the environment and is functioning as designed. The groundwater management of migration remedy selected for Tank Farm 5, Tanks 53 and 56, has been successfully implemented. The system was shut down in December 1996 because analytical results for influent samples were below the cleanup levels established in the Interim Action ROD. Groundwater monitoring data indicates that contaminants do not remain on site at levels that pose an unacceptable risk to human health or the environment.

4.0 NEXT FIVE-YEAR REVIEW

Consistent with CERCLA and the NCP, a five-year review is to be performed five (5) years after the initiation of the selected remedial action at each site. Given that this first five-year review of NSN is occurring in 1999, the next five-year review will be due in 2004. Pursuant to EPA's Supplemental Five-Year Review Guidance (OSWER Directive 9355.7-02A, July 1994), any additional sites or operable units at NSN which initiate remedies under CERCLA subsequent to the two sites covered in this first five-year review should be incorporated into future reviews, as appropriate.

REFERENCES

Brown & Root Environmental, Certification Report for Remedial Action, McAllister Point Landfill Cap Construction, Naval Education and Training Center, Newport, Rhode Island, February 1997.

Brown & Root Environmental, Technical Memorandum, Summary of Analytical Results - Sample Round 1 for Tank 53, Tank Farm 5, Naval Education and Training Center, Newport, Rhode Island, March 1997.

Brown & Root Environmental, Remedial Investigation Report, McAllister Point Landfill, Naval Education and Training Center, Newport, Rhode Island, April 1997.

Brown & Root Environmental, Technical Memorandum, Summary of Analytical Results - Sample Round 2 for Tank 53, Tank Farm 5, Naval Education and Training Center, Newport, Rhode Island, June 1997.

Brown & Root Environmental, Technical Memorandum, Summary of Analytical Results - Sample Round 3 for Tank 53, Tank Farm 5, Naval Education and Training Center, Newport, Rhode Island, October 1997.

Foster Wheeler Environmental Corporation, Operations and Maintenance User Manual - McAllister Point Landfill, Naval Education and Training Center, Newport, Rhode Island, May 1997.

Foster Wheeler Environmental Corporation, Annual Monitoring Report, Operation and Maintenance Activities, January 1 to December 31, 1997, Site 01 - McAllister Point Landfill, Naval Education and Training Center, Newport, Rhode Island, September 1998.

Foster Wheeler Environmental Corporation, Annual Monitoring Report, Operation and Maintenance Activities, January 1 to December 31, 1998, Site 01 - McAllister Point Landfill, Naval Station Newport, Newport, Rhode Island, July 1999.

Foster Wheeler Environmental Corporation, Ninth Quarterly Report, Operation and Maintenance Activities, January 1 to March 31, 1999, Site 01 - McAllister Point Landfill, Naval Station Newport, Newport, Rhode Island, June 1999.

Rhode Island Department of Environmental Management (RIDEM), Letter from Warren S. Angell (Office of Waste Management) to Al Haring (U.S. Dept. of Navy, Environmental Restoration Branch), February 17, 1998.

Tetra Tech NUS, Inc. (TtNUS), Final Work Plan Addendum 8, Passive Soil Gas Survey, Tanks 53 and 56, Tank Farm 5, Naval Education and Training Center, Newport, Rhode Island, August 1998.

Tetra Tech NUS, Inc. (TtNUS), Passive Soil Gas Investigation Report, Tanks 53 and 56, Tank Farm 5, Naval Education and Training Center, Newport, Rhode Island, August 1999.

Tetra Tech NUS, Inc. (TtNUS), Feasibility Study for Marine Sediment/Management of Migration, McAllister Point Landfill, Naval Station Newport, Newport, Rhode Island, February 1999.

TRC, Final Report - Remedial Investigation (Technical Report and Risk Assessment Technical Report), Naval Education and Training Center, Newport, Rhode Island, Contract No. N62472-86-C-1282, January 1992.

TRC, Remedial Design Work Plan, Ground Water Treatment Interim Action near Tanks 53 and 56 at Tank Farm 5, Naval Education and Training Center, Newport, Rhode Island, January 1993a.

TRC, (Draft Final) Focused Feasibility Study Report, Site 01 - McAllister Point Landfill, Naval Education and Training Center, Newport, Rhode Island, January 1993b.

TRC, Soil Investigation, Tank Farm Five - Tanks 53 and 56, Naval Education and Training Center, Newport, Rhode Island, December 1993c.

U.S. Navy, Record of Decision for an Interim Remedial Action at Tank Farm 5, Tanks 53 and 56, Groundwater Operable Unit Naval Education and Training Center, Newport, Rhode Island, September 1992.

U.S. Navy, Record of Decision - Source Control Operable Unit - Site 01 - McAllister Point Landfill, Naval Education and Training Center, Newport, Rhode Island, September 1993.

U.S. Navy, Final Record of Decision for Marine Sediment/Management of Migration, McAllister Point Landfill Site, Naval Station Newport, Newport, Rhode Island, anticipated December 1999 or January 2000.

U.S. EPA, Supplemental Five-Year Review Guidance, OSWER Directive 9355.7-02A, July 1994.

[Click here to return to main document and Bookmarks](#)

**APPENDIX A
GROUNDWATER ANALYTICAL RESULTS – QUARTERLY MONITORING
MCALLISTER POINT LANDFILL, NAVAL STATION NEWPORT
NEWPORT, RHODE ISLAND**

**(From: “Annual Monitoring Report (1998), Operation and Maintenance Activities” by Foster
Wheeler Environmental Corporation, July 1999.)**

TABLE A-1
 COMPARISON OF ANALYTICAL RESULTS
 QUARTERLY GROUND WATER MONITORING
 McALLISTER POINT LANDFILL
 NAVSTA NEWPORT RHODE ISLAND
 PAGE 1 OF 13

COMPOUND	AWQC ¹	TRC ⁴		FWENC ⁴												
		MONITORING		WELL - 1R				WELL - 101R				WELL - 101R				
		Dec-93	Mar-97	Jun-97	Sep-97	Jan-98	Apr-98	Jul-98	Oct-98							
		Result	QL/DL	Result	QL/DL	Result	QL/DL	Result	QL/DL	Result	QL/DL	Result	QL/DL	Result	QL/DL	
Volatile Organic Compounds (ug/l)																
Chloroethane	NA	ND	ND	5	ND	5	ND	5	ND	5	ND	5	ND	5	ND	5
Methylene chloride	NA	ND	ND	5	ND	5	ND	5	ND	5	ND	5	ND	5	ND	5
Acetone	NA	ND	ND	5	ND	5	ND	5	ND	5	ND	5	ND	5	ND	5
Carbon disulfide	NA	ND	ND	5	ND	5	ND	5	ND	5	ND	5	ND	5	ND	5
1,2-Dichloroethane (total)	11600	a	ND	5	ND	5	ND	5	ND	5	ND	5	ND	5	ND	5
1,1,1-Trichloroethane	31200	c	ND	5	ND	5	ND	5	ND	5	ND	5	ND	5	ND	5
Trichloroethane	2000	a	ND	5	ND	5	ND	5	ND	5	ND	5	ND	5	ND	5
Benzene	700	ND	ND	5	ND	5	ND	5	ND	5	ND	5	ND	5	ND	5
2-Hexanone	NA	ND	ND	5	ND	5	ND	5	ND	5	ND	5	ND	5	ND	5
Tetrachloroethane	NA	ND	ND	5	ND	5	ND	5	ND	5	ND	5	ND	5	ND	5
Toluene	5000	ND	ND	5	ND	5	ND	5	ND	5	ND	5	ND	5	ND	5
Chlorobenzene	129	ND	ND	5	ND	5	ND	5	ND	5	ND	5	ND	5	ND	5
Ethylbenzene	430	c	ND	5	ND	5	ND	5	ND	5	ND	5	ND	5	ND	5
Xylene (total)	1.8	d	ND	5	ND	5	ND	5	ND	5	ND	5	ND	5	ND	5
1,2,4-Trimethylbenzene	NA	---	---	---	---	---	---	---	---	---	---	---	---	---	---	---
1,3,5-Trimethylbenzene	NA	---	---	---	---	---	---	---	---	---	---	---	---	---	---	---
n-Butylbenzene	NA	---	---	---	---	---	---	---	---	---	---	---	---	---	---	---
sec-Butylbenzene	NA	---	---	---	---	---	---	---	---	---	---	---	---	---	---	---
4-Isopropyltoluene	NA	---	---	---	---	---	---	---	---	---	---	---	---	---	---	---
Total VOCs		0	0	0	0	0	0	0	0	0	0	0	0	0	0	0
Semivolatile Organic Compounds (ug/l)																
1,2-Dichlorobenzene	129	ND	ND	10	ND	10	ND	10	ND	10	ND	10	ND	10	ND	10
1,3-Dichlorobenzene	129	ND	ND	10	ND	10	ND	10	ND	10	ND	10	ND	10	ND	10
1,4-Dichlorobenzene	129	ND	ND	10	ND	10	ND	10	ND	10	ND	10	ND	10	ND	10
2,4-Dimethylphenol	2120	a	ND	10	ND	10	ND	10	ND	10	ND	10	ND	10	ND	10
2,6-Dinitrotoluene ²	370	e	ND	10	ND	10	ND	10	ND	10	ND	10	ND	10	ND	10
2-Chlorophenol	4380	a	ND	10	ND	10	ND	10	ND	10	ND	10	ND	10	ND	10
2-Methylnaphthalene	300	c	ND	10	ND	10	ND	10	ND	10	ND	10	ND	10	ND	10
2-Methylphenol	NA	ND	ND	10	ND	10	ND	10	ND	10	ND	10	ND	10	ND	10
4-Chloro-3-methylphenol ³	29700	e	ND	10	ND	10	ND	10	ND	10	ND	10	ND	10	ND	10
4-Methylphenol	NA	ND	ND	10	ND	10	ND	10	ND	10	ND	10	ND	10	ND	10
Acenaphthene	710	ND	ND	10	ND	10	ND	10	ND	10	ND	10	ND	10	ND	10
Acenaphthylene	300	c	ND	10	ND	10	ND	10	ND	10	ND	10	ND	10	ND	10
Anthracene	300	c	ND	10	ND	10	ND	10	ND	10	ND	10	ND	10	ND	10
Carbazole	NA	ND	ND	10	ND	10	ND	10	ND	10	ND	10	ND	10	ND	10
Chrysene	300	c	ND	10	ND	10	ND	10	ND	10	ND	10	ND	10	ND	10
Dibenzofuran	20	d	ND	10	ND	10	ND	10	ND	10	ND	10	ND	10	ND	10
Diethylphthalate	3.4	ND	ND	10	ND	10	ND	10	ND	10	ND	10	ND	10	ND	10
Fluoranthene	16	ND	ND	10	ND	10	ND	10	ND	10	ND	10	ND	10	ND	10
Fluorene	300	c	ND	10	ND	10	ND	10	ND	10	ND	10	ND	10	ND	10
n-Nitrosodiphenylamine	5850	a	ND	10	ND	10	ND	10	ND	10	ND	10	ND	10	ND	10
Naphthalene	620	b	ND	10	ND	10	ND	10	ND	10	ND	10	ND	10	ND	10
Phenanthrene	4.6	ND	ND	10	ND	10	ND	10	ND	10	ND	10	ND	10	ND	10
Phenol	2560	b	ND	10	ND	10	ND	10	ND	10	ND	10	ND	10	ND	10
Pyrene	300	c	ND	10	ND	10	ND	10	ND	10	ND	10	ND	10	ND	10
Di-n-butylphthalate	3.4	ND	ND	10	ND	10	ND	10	ND	10	ND	10	ND	10	ND	10
Benzo(a)anthracene	300	ND	ND	10	ND	10	ND	10	ND	10	ND	10	ND	10	ND	10
Benzo(b)fluoranthene	300	c	ND	10	ND	10	ND	10	ND	10	ND	10	ND	10	ND	10
Benzo(k)fluoranthene	300	c	ND	10	ND	10	ND	10	ND	10	ND	10	ND	10	ND	10
Benzo(a)pyrene	300	c	ND	10	ND	10	ND	10	ND	10	ND	10	ND	10	ND	10
Indeno(1,2,3-cd)pyrene	300	c	ND	10	ND	10	ND	10	ND	10	ND	10	ND	10	ND	10
Benzo(g,h,i)perylene	300	c	ND	10	ND	10	ND	10	ND	10	ND	10	ND	10	ND	10
bis(2-Ethylhexyl)phthalate	360	ND	ND	10	ND	10	ND	10	ND	10	ND	10	ND	10	ND	10
Total Metals (ug/l)																
Antimony	500	ND	ND	5	ND	3.1	ND	3	ND	3	ND	2	ND	2	ND	5
Arsenic	36	27.9 J	ND	2	ND	2.0	ND	2	ND	2	ND	2	ND	2	ND	2
Barium	3.9	d	ND	0.7	ND	2.9	ND	2.3	ND	1.5 B	ND	1.3 B	ND	1.3 B	ND	2
Beryllium	5.3	b	ND	0.2	ND	0.50	ND	1	ND	1	ND	0.5	ND	0.5	ND	0.2
Cadmium	9.3	b	ND	0.2	0.87	ND	0.6	ND	0.6	ND	1	ND	1	ND	0.5	0.5
Chromium ⁴	50	ND	ND	0.7	ND	0.60	ND	0.5	ND	0.5	ND	0.6	ND	0.6	0.73 B	ND
Cobalt	3	d	ND	0.7	ND	0.70	ND	1.2	ND	1	ND	0.6	ND	0.6	ND	0.5
Copper	2.4	b	ND	2	ND	2.0	ND	3	ND	12	1.9 B	ND	ND	ND	2	2
Iron	1000	b	30.7	12	ND	33.0	ND	28.5	ND	29.2	36.2 B	24.6 B	ND	58.8 B	ND	2
Lead	8.1	b	ND	1.5	ND	ND	ND	8	ND	2	ND	2	ND	2	ND	3
Magnesium	NA	45700 J	4510	5	4830	4040 J	3740	3740	3630 B	7000	3820 B	3820 B	3820 B	3820 B	3820 B	3
Manganese	80	d	79.6 J	0.5	ND	ND	0.09	ND	0.1	ND	0.27	ND	0.27	ND	0.1	0.1
Mercury	0.025	ND	ND	0.08	ND	0.12	ND	0.09	ND	0.1	ND	0.27	ND	0.27	ND	0.1
Nickel	8.2	ND	ND	0.7	ND	7.6	ND	5.1 J	ND	5.1 B	8.1 B	8.1 B	8.1 B	8.1 B	8.1 B	1.8 B
Potassium	NA	5250	460	ND	3300	1320	ND	ND	1300	ND	4000	8690	1190 B	1190 B	1190 B	1.8 B
Selenium	71	ND	ND	5	ND	5.0	ND	5	ND	5	ND	5	ND	5	ND	5
Silver	0.92	0.4	ND	0.6	ND	4.1	ND	2	ND	2	ND	2	ND	2	ND	2
Sodium	NA	27300	26100	800	30300	25800	24700	24700	25800	36900	26200	26200	26200	26200	26200	4
Thallium	NA	---	ND	2	ND	2	ND	2	3 J	ND	3	ND	3	ND	3	4
Vanadium	19	d	14.3 J	0.6	1.4 J	3	3	3	ND	3	ND	3	ND	3	ND	1
Zinc	81	11.2 J	5	10.4 J	ND	ND	8.4	ND	17	7.5 B	14.3 B	12.4 B	12.4 B	12.4 B	12.4 B	1

TABLE A-1
 COMPARISON OF ANALYTICAL RESULTS
 QUARTERLY GROUND WATER MONITORING
 McALLISTER POINT LANDFILL
 NAVSTA NEWPORT, RHODE ISLAND
 PAGE 2 OF 13

COMPOUND	AWQC ¹	TRC ²	FWENC ¹												
		MONITORING	MONITORING						MONITORING						
		WELL - 3S	Mar-97		Jun-97		Sep-97		Jan-98		Apr-98		Jul-98		Oct-98
Dec-93	Result	QL/DL	Result	QL/DL	Result	QL/DL	Result	QL/DL	Result	QL/DL	Result	QL/DL	Result	QL/DL	
Volatile Organic Compounds (ug/l)															
Chloroethane	NA	ND	ND	5	ND	5	ND	5	ND	5	ND	5	ND	5	1
Methylene chloride	NA	ND	ND	5	ND	5	ND	5	ND	5	ND	5	ND	5	3
Acetone	NA	ND	5	ND	8	49 J	35	24	ND	5	ND	5	ND	5	8
Carbon disulfide	NA	ND	ND	5	ND	5	ND	5	ND	5	ND	5	ND	5	ND
1,2-Dichloroethane (total)	11800	a	ND	ND	10	ND	5	ND	5	ND	5	ND	5	ND	5
1,1,1-Trichloroethane	31200	a	ND	ND	5	ND	5	ND	5	ND	5	ND	5	ND	5
Trichloroethene	2000	a	ND	ND	5	ND	5	ND	5	ND	5	ND	5	ND	5
Benzene	700	2 J	12	5	9 J	4 J	ND	6	11	9	9	5	ND	5	5
2-Hexanone	NA	ND	ND	5	ND	5	ND	5	ND	5	ND	5	ND	5	5
Tetrachloroethene	NA	ND	ND	5	ND	5	ND	5	ND	5	ND	5	ND	5	5
Toluene	5000	ND	8	9 J	2 J	ND	3 J	68	97	5	ND	5	ND	5	5
Chlorobenzene	129	ND	ND	5	ND	5	ND	5	ND	5	ND	5	ND	5	5
Ethylbenzene	430	ND	12	8 J	ND	5	4 J	4 J	4 J	4 J	4 J	4 J	4 J	4 J	2
Xylene (total)	1.8	d	ND	23	19 J	ND	7	10	5	11	12	6	3	3	3
1,2,4-Trimethylbenzene	NA	---	---	---	---	---	---	---	---	---	---	---	---	---	1
1,3,5-Trimethylbenzene	NA	---	---	---	---	---	---	---	---	---	---	---	---	---	5
n-Butylbenzene	NA	---	---	---	---	---	---	---	---	---	---	---	---	---	4
sec-Butylbenzene	NA	---	---	---	---	---	---	---	---	---	---	---	---	---	5
4-Isopropyltoluene	NA	---	---	---	---	---	---	---	---	---	---	---	---	---	5
Total VOCs		2	60	46	55	52	118	122	52	118	122	52	118	122	52
Semivolatile Organic Compounds (ug/l)															
1,2-Dichlorobenzene	129	ND	ND	10	ND	10	ND	10	ND	10	ND	10	ND	10	ND
1,3-Dichlorobenzene	129	ND	ND	10	ND	10	ND	10	ND	10	ND	10	ND	10	ND
1,4-Dichlorobenzene	129	ND	ND	10	ND	10	ND	10	ND	10	ND	10	ND	10	ND
2,4-Dimethylphenol	2120	a	1 J	15	22 J	14	34	38	13	38	13	38	13	38	13
2,6-Dinitrotoluene ²	370	a	ND	ND	10	12 J	10	ND	10	ND	10	ND	10	ND	10
2-Chlorophenol	4380	a	ND	ND	10	ND	10	ND	10	ND	10	ND	10	ND	10
2-Methylnaphthalene	300	c	9 J	210 *	240 *	100	63	35	74	51	51	51	51	51	51
2-Methylphenol	NA	3 J	6 J	4 J	4 J	1 J	ND	100 D	51	2	2	2	2	2	2
4-Chloro-3-methylphenol ³	29700	e	ND	ND	10	ND	10	ND	10	ND	10	ND	10	ND	10
4-Methylphenol	NA	ND	44	17	4 J	3 J	310 D	140 D	2	2	2	2	2	2	2
Acenaphthene	710	28	170 *	180 J	130	140	64	64	49	49	49	49	49	49	49
Acenaphthylene	300	c	ND	10 *	8 J	ND	10	65	12	13	13	13	13	13	13
Anthracene	300	c	3 J	19	18	12	17	15	11	14	14	14	14	14	14
Carbazole	NA	24	120	120 J	95 J	120	38	57	85	85	85	85	85	85	85
Chrysene	300	c	ND	ND	10	1 J	ND	10	4 J	2 J	2 J	2 J	2 J	2 J	2 J
Dibenzofuran	20	d	15	130 *	180 J	270 J	ND	10	83	83	83	83	83	83	83
Diethylphthalate	3.4	ND	ND	10	ND	10	ND	10	ND	10	ND	10	ND	10	ND
Fluoranthene	16	5 J	18	18 *	18 J	18 *	74	74	74	74	74	74	74	74	74
Fluorene	300	c	20	150 *	170 J	100	120	81 DJ	70	81	81	81	81	81	81
n-Nitrosodiphenylamine	5850	a	ND	ND	10	4 J	ND	10	ND	10	ND	10	ND	10	ND
Naphthalene	620	b	88	1400 *	1400 *	1000 (VOC)	530	570 D	180 D	700 (VOC)	700 (VOC)	700 (VOC)	700 (VOC)	700 (VOC)	700 (VOC)
Phenanthrene	4.6	b	23	180 *	180 *	100 *	80 *	67 *	62 *	62 *	62 *	62 *	62 *	62 *	62 *
Phenol	2580	b	ND	3 J	ND	10	ND	10	ND	10	ND	10	ND	10	ND
Pyrene	300	c	4 J	10 J	14	10	17	25	17	18	18	18	18	18	18
Di-n-butylphthalate	3.4	1 J	ND	10	ND	10	ND	10	ND	10	ND	10	ND	10	ND
Benzo(a)anthracene	300	c	ND	ND	10	ND	10	4 J	5 J	2 J	4	4	4	4	4
Benzo(b)fluoranthene	300	c	ND	ND	10	ND	10	3 J	3 J	1 J	3	3	3	3	3
Benzo(k)fluoranthene	300	c	ND	ND	10	ND	10	2 J	2 J	ND	2	2	2	2	2
Benzo(e)pyrene	300	c	ND	ND	10	ND	10	2 J	2 J	ND	2	2	2	2	2
Indeno (1,2,3-cd)pyrene	300	c	ND	ND	10	ND	10	1 J	ND	10	ND	10	ND	10	ND
Benzo(g,h,i)perylene	300	c	ND	ND	10	ND	10	1 J	ND	10	ND	10	ND	10	ND
bis(2-Ethylhexyl)phthalate	360	ND	ND	10	ND	10	ND	10	ND	10	ND	10	ND	10	5
Total Metals (ug/l)															
Antimony	500	178 J	ND	5	ND	3.0	6.1	ND	7.1	ND	2	ND	2	ND	5
Arsenic	35	178 J	ND	2	5.0	0.7	0.7	33.6	16.2	16.2	16.2	16.2	16.2	16.2	16.2
Barium	3.9	b	ND	0.7	ND	0.50	ND	1	ND	0.5	ND	0.5	ND	0.5	0.2
Beryllium	5.3	b	ND	0.2	ND	0.40	ND	0.6	ND	0.6	ND	0.6	ND	0.6	0.2
Cadmium	9.3	b	ND	0.7	3.0	3.4 J	6.8	3.5 B	5.4 B	5.4 B	5.4 B	5.4 B	5.4 B	5.4 B	5.4 B
Chromium	50	b	ND	0.7	ND	0.7	ND	ND	ND	ND	ND	ND	ND	ND	ND
Cobalt	3	b	ND	0.7	ND	0.7	ND	ND	ND	ND	ND	ND	ND	ND	ND
Copper	2.4	b	ND	2	ND	2.0	ND	22.3	ND	44.8	44.8	44.8	44.8	44.8	44.8
Iron	1000	b	ND	12	ND	12	ND	ND	ND	ND	ND	ND	ND	ND	ND
Lead	8.1	b	ND	1.5	ND	6.0	ND	ND	2	ND	2	ND	2	ND	3
Magnesium	NA	57000 J	15200	5	17000	20100 J	24800	20300	18400	22100	22100	22100	22100	22100	22100
Manganese	80	d	ND	0.5	ND	0.08	ND	ND	ND	ND	ND	ND	ND	ND	ND
Mercury	0.025	b	ND	0.08	ND	0.08	ND	0.27	ND	0.27	ND	0.27	ND	0.27	0.1
Nickel	8.2	b	ND	4.2	0.7	ND	ND	ND	ND	ND	ND	ND	ND	ND	ND
Potassium	NA	25000	10500	480	15100 J	14700	20000	14800	12600	17100	17100	17100	17100	17100	17100
Selenium	71	---	13.1 J	5	ND	8.8	ND	5	ND	5	ND	5	ND	5	5
Silver	0.92	NA	ND	0.6	ND	1.7	ND	2	ND	2	ND	2	ND	2	2
Sodium	NA	91600 J	43900	800	49100	61700	78600	55800	48800	50000	50000	50000	50000	50000	50000
Thallium	NA	---	ND	3.8	ND	2	ND	2.8	ND	2	ND	3	ND	3	4
Vanadium	19	d	ND	0.6	3.8	ND	ND	15 B	13.7 B	14 B	14 B	14 B	14 B	14 B	14 B
Zinc	81	b	ND	5	16.7 J	ND	ND	13.9 B	14.6 B	14.6 B	14.6 B	14.6 B	14.6 B	14.6 B	14.6 B

TABLE A-1
COMPARISON OF ANALYTICAL RESULTS
QUARTERLY GROUND WATER MONITORING
McALLISTER POINT LANDFILL
NAVSTA NEWPORT, RHODE ISLAND
PAGE 3 OF 13

COMPOUND	AWQC ¹	TRC ^a		FWENC ^a												
		MONITORING WELL - 3R		MONITORING WELL - 103R												
		Dec-83		Mar-87		Jun-87		Sep-87		Jan-88		Apr-88		Jul-88		Oct-88
Result	QL/DL	Result	QL/DL	Result	QL/DL	Result	QL/DL	Result	QL/DL	Result	QL/DL	Result	QL/DL	Result	QL/DL	
Volatle Organic Compounds (ug/l)																
Chloroethane	NA	ND	ND	5	ND	5	ND	5	ND	5	ND	5	ND	5	ND	5
Methylene chloride	NA	ND	ND	5	ND	5	ND	5	ND	5	ND	5	ND	5	ND	5
Acetone	NA	ND	ND	5	ND	5	ND	5	ND	26	ND	5	ND	4 JB	5	ND
Carbon disulfide	NA	ND	ND	5	ND	5	ND	5	ND	5	ND	5	ND	5	ND	5
1,2-Dichloroethane (total)	11600	ND	ND	10	ND	5	ND	5	ND	5	ND	5	ND	5	ND	5
1,1,1-Trichloroethane	31200	ND	ND	5	ND	5	ND	5	ND	5	ND	5	ND	5	ND	5
Trichloroethene	2000	ND	ND	5	ND	5	ND	5	ND	5	ND	5	ND	5	ND	5
Benzene	700	ND	ND	5	ND	5	ND	5	ND	5	ND	5	ND	5	ND	5
2-Hexanone	NA	ND	ND	5	ND	5	ND	5	ND	5	ND	5	ND	5	ND	5
Tetrachloroethane	NA	ND	ND	5	ND	5	ND	5	ND	5	ND	5	ND	5	ND	5
Toluene	5000	ND	ND	5	ND	5	ND	5	ND	3 J	ND	5	ND	5	ND	5
Chlorobenzene	129	ND	ND	5	ND	5	ND	5	ND	5	ND	5	ND	5	ND	5
Ethylbenzene	430	ND	ND	5	ND	5	ND	5	ND	4 J	ND	5	ND	5	ND	5
Xylene (total)	1.8	ND	ND	5	ND	5	ND	5	ND	9	ND	5	ND	5	ND	5
1,2,4-Trimethylbenzene	NA	---	---	---	---	---	---	---	---	---	---	---	---	---	---	---
1,3,5-Trimethylbenzene	NA	---	---	---	---	---	---	---	---	---	---	---	---	---	---	---
n-Butylbenzene	NA	---	---	---	---	---	---	---	---	---	---	---	---	---	---	---
sec-Butylbenzene	NA	---	---	---	---	---	---	---	---	---	---	---	---	---	---	---
4-Isopropyltoluene	NA	---	---	---	---	---	---	---	---	---	---	---	---	---	---	---
Total VOCs		0	0	0	0	0	0	16	0	0	4	0	4	0	9	0
Semivolatile Organic Compounds (ug/l)																
1,2-Dichlorobenzene	129	ND	ND	10	ND	10	ND	10	ND	10	ND	10	ND	10	ND	10
1,3-Dichlorobenzene	129	ND	ND	10	ND	10	ND	10	ND	10	ND	10	ND	10	ND	10
1,4-Dichlorobenzene	129	ND	ND	10	ND	10	ND	10	ND	10	ND	10	ND	10	ND	10
2,4-Dimethylphenol	2120	ND	ND	10	R	10	ND	10	ND	10	ND	10	ND	10	ND	10
2,6-Dimethylphenol	370	ND	ND	10	ND	10	ND	10	ND	10	ND	10	ND	10	ND	10
2-Chlorophenol	4380	ND	ND	10	ND	10	ND	10	ND	10	ND	10	ND	10	ND	10
2-Methylnaphthalene	300	ND	ND	10	ND	10	ND	10	ND	10	ND	10	ND	10	ND	10
2-Methylphenol	NA	ND	ND	10	R	10	ND	10	ND	10	ND	10	ND	10	ND	10
4-Chloro-3-methylphenol	29700	ND	ND	10	ND	10	ND	10	ND	10	ND	10	ND	10	ND	10
4-Methylphenol	NA	ND	ND	10	R	10	ND	10	ND	10	ND	10	ND	10	ND	10
Acanaphthene	710	ND	2 J	10	1 J	10	ND	2 J	10	2 J	10	ND	1 J	10	ND	10
Acanaphthylene	300	ND	ND	10	ND	10	ND	10	ND	10	ND	10	ND	10	ND	10
Anthracene	300	ND	1 J	10	ND	10	1 J	10	1 J	10	ND	1 J	10	ND	10	10
Carbazole	NA	ND	1 J	10	1 J	10	1 J	10	ND	10	ND	10	ND	10	ND	10
Chrysene	300	ND	ND	10	ND	10	ND	10	ND	10	ND	10	ND	10	ND	10
Dibenzofuran	20	ND	1 J	10	1 J	10	1 J	10	1 J	10	ND	10	ND	10	ND	10
Diethylphthalate	3.4	ND	ND	10	ND	10	ND	10	ND	10	ND	10	ND	10	ND	10
Fluoranthene	16	1 J	2 J	10	2 J	10	2 J	10	2 J	10	2 J	10	1 J	10	2	1
Fluorene	300	ND	2 J	10	2 J	10	2 J	10	2 J	10	1 J	10	ND	10	1	10
n-Nitrosophenylamine	5850	ND	ND	10	ND	10	ND	10	ND	10	ND	10	ND	10	ND	10
Naphthalene	620	ND	3 J	10	2 J	10	2 J	10	ND	10	ND	10	ND	10	ND	10
Phenanthrene	4.6	1 J	7 J	10	7 J	10	7 J	10	8 J	10	8 J	10	8 J	10	4	10
Phenol	2550	ND	ND	10	R	10	ND	10	ND	10	ND	10	ND	10	ND	10
Pyrene	300	9 J	1 J	10	2 J	10	1 J	10	1 J	10	1 J	10	1 J	10	ND	10
Di-n-butylphthalate	3.4	1 J	ND	10	ND	10	ND	10	ND	10	ND	10	ND	10	ND	10
Benzo(a)anthracene	300	7 J	ND	10	ND	10	ND	10	ND	10	ND	10	ND	10	ND	10
Benzo(b)fluoranthene	300	ND	ND	10	ND	10	ND	10	ND	10	ND	10	ND	10	ND	10
Benzo(k)fluoranthene	300	ND	ND	10	ND	10	ND	10	ND	10	ND	10	ND	10	ND	10
Benzo(a)pyrene	300	ND	ND	10	ND	10	ND	10	ND	10	ND	10	ND	10	ND	10
Indeno(1,2,3-cd)pyrene	300	ND	ND	10	ND	10	ND	10	ND	10	ND	10	ND	10	ND	10
Benzo(g,h,i)perylene	300	ND	ND	10	ND	10	ND	10	ND	10	ND	10	ND	10	ND	10
but(2-Ethylhexyl)phthalate	360	ND	ND	10	ND	10	ND	10	ND	10	ND	10	ND	10	ND	10
Total Metals (ug/l)																
Antimony	500	ND	ND	5	ND	3.0	ND	3	ND	3	ND	2	ND	2	ND	5
Arsenic	36	34.4 J	ND	2	3.3 J	ND	ND	10.1	7.8	ND	6.7 B	5.9 B	ND	13	24.2 B	ND
Barium	3.9	ND	ND	0.7	ND	0.50	ND	1	ND	31.7	ND	0.5	ND	0.5	ND	0.2
Beryllium	5.3	1.1	ND	0.2	ND	0.40	ND	0.6	ND	0.6	1.2 B	1.2 B	0.96 B	0.96 B	1.5 B	ND
Cadmium	9.3	3.6 J	ND	0.2	ND	0.04	ND	0.6	ND	0.6	1.2 B	1.3 B	0.96 B	0.96 B	1.5 B	ND
Chromium	50	ND	ND	0.7	0.92 J	0.04	0.94 J	0.97 J	ND	0.6	ND	0.6	1.3 B	1.3 B	1.5 B	ND
Cobalt	3	ND	ND	0.7	ND	0.08	ND	0.09	ND	0.27	ND	0.27	ND	0.27	ND	0.1
Copper	2.4	ND	ND	2	ND	2.0	ND	99	ND	6.3	ND	ND	ND	ND	ND	ND
Iron	1000	ND	ND	2	ND	2.0	ND	99	ND	6.3	ND	ND	ND	ND	ND	ND
Lead	8.1	ND	1.5	ND	2.0	ND	62	ND	2	ND	2	ND	2	ND	ND	3
Magnesium	NA	15800 J	12300	12700	13200 J	13500	13500	13500	12500	9830	14300	14300	14300	14300	14300	14300
Manganese	80	ND	ND	0.7	ND	0.08	ND	0.09	ND	0.27	ND	0.27	ND	0.27	ND	0.1
Mercury	0.025	ND	ND	0.08	ND	0.08	ND	0.09	ND	0.27	ND	0.27	ND	0.27	ND	0.1
Nickel	8.2	ND	ND	0.7	ND	0.08	ND	0.09	ND	0.27	ND	0.27	ND	0.27	ND	0.1
Potassium	NA	5890	ND	460	3420 J	2190 J	1980 J	1980 J	ND	4000	ND	4000	1230 B	1230 B	1230 B	5
Selenium	71	7 J	ND	5.0	ND	5	ND	5	ND	5	ND	5	ND	5	ND	5
Silver	0.92	0.5 J	ND	0.8	ND	2.0	ND	2	ND	2	ND	2	ND	2	ND	2
Sodium	NA	48200 J	31300	31500	32300	32600	32600	32600	31600	24300	30800	30800	30800	30800	30800	5
Thallium	NA	ND	2	ND	2	ND	2	ND	2	ND	3	ND	3	ND	3	4
Vanadium	19	15.8 J	ND	0.8	2.5	10	10.5	10.5	ND	3	ND	3	ND	3	4.6 B	4
Zinc	81	ND	22.2	19.9	58.7 J	ND	ND	41	33	28.3 B	50.1	50.1	50.1	50.1	50.1	5

TABLE A-1
 COMPARISON OF ANALYTICAL RESULTS
 QUARTERLY GROUND WATER MONITORING
 McALLISTER POINT LANDFILL
 NAVSTA NEWPORT, RHODE ISLAND
 PAGE 4 OF 13

COMPOUND	AWQC ¹	TRC ⁴ MONITORING WELL - 4S		FWENC ⁴ MONITORING WELL - 104S														
		Dec-83	Result	QL/DL	Mar-87		Jun-87		Sep-87		Jan-88		Apr-88		Jul-88		Oct-88	
					Result	QL/DL	Result	QL/DL	Result	QL/DL	Result	QL/DL	Result	QL/DL	Result	QL/DL	Result	QL/DL
Volatile Organic Compounds (ug/l)																		
Chloroethane	NA	ND	ND	5	DRY WELL, NO SAMPLE COLLECTED		DRY WELL, NO SAMPLE COLLECTED		DRY WELL, NO SAMPLE COLLECTED		ND	5	ND	5	DRY WELL, NO SAMPLE COLLECTED			
Methylene chloride	NA	ND	ND	5	DRY WELL, NO SAMPLE COLLECTED		DRY WELL, NO SAMPLE COLLECTED		DRY WELL, NO SAMPLE COLLECTED		ND	5	ND	5	DRY WELL, NO SAMPLE COLLECTED			
Acetone	NA	ND	94	5	DRY WELL, NO SAMPLE COLLECTED		DRY WELL, NO SAMPLE COLLECTED		DRY WELL, NO SAMPLE COLLECTED		20	5	33 B	5	DRY WELL, NO SAMPLE COLLECTED			
Carbon disulfide	NA	ND	ND	5	DRY WELL, NO SAMPLE COLLECTED		DRY WELL, NO SAMPLE COLLECTED		DRY WELL, NO SAMPLE COLLECTED		ND	5	ND	5	DRY WELL, NO SAMPLE COLLECTED			
1,2-Dichloroethane (total)	11500	ND	ND	5	DRY WELL, NO SAMPLE COLLECTED		DRY WELL, NO SAMPLE COLLECTED		DRY WELL, NO SAMPLE COLLECTED		ND	5	ND	5	DRY WELL, NO SAMPLE COLLECTED			
1,1,1-Trichloroethane	31200	ND	ND	5	DRY WELL, NO SAMPLE COLLECTED		DRY WELL, NO SAMPLE COLLECTED		DRY WELL, NO SAMPLE COLLECTED		ND	5	ND	5	DRY WELL, NO SAMPLE COLLECTED			
Trichloroethene	2000	ND	ND	5	DRY WELL, NO SAMPLE COLLECTED		DRY WELL, NO SAMPLE COLLECTED		DRY WELL, NO SAMPLE COLLECTED		ND	5	ND	5	DRY WELL, NO SAMPLE COLLECTED			
Benzene	700	2 J	ND	5	DRY WELL, NO SAMPLE COLLECTED		DRY WELL, NO SAMPLE COLLECTED		DRY WELL, NO SAMPLE COLLECTED		1 J	5	1 J	5	DRY WELL, NO SAMPLE COLLECTED			
2-Hexanone	NA	ND	ND	5	DRY WELL, NO SAMPLE COLLECTED		DRY WELL, NO SAMPLE COLLECTED		DRY WELL, NO SAMPLE COLLECTED		ND	5	ND	5	DRY WELL, NO SAMPLE COLLECTED			
Tetrachloroethene	NA	ND	ND	5	DRY WELL, NO SAMPLE COLLECTED		DRY WELL, NO SAMPLE COLLECTED		DRY WELL, NO SAMPLE COLLECTED		ND	5	ND	5	DRY WELL, NO SAMPLE COLLECTED			
Toluene	5000	ND	6	5	DRY WELL, NO SAMPLE COLLECTED		DRY WELL, NO SAMPLE COLLECTED		DRY WELL, NO SAMPLE COLLECTED		9	5	12	5	DRY WELL, NO SAMPLE COLLECTED			
Chlorobenzene	129	ND	22	5	DRY WELL, NO SAMPLE COLLECTED		DRY WELL, NO SAMPLE COLLECTED		DRY WELL, NO SAMPLE COLLECTED		2 J	5	ND	5	DRY WELL, NO SAMPLE COLLECTED			
Ethylbenzene	430	6 J	54	5	DRY WELL, NO SAMPLE COLLECTED		DRY WELL, NO SAMPLE COLLECTED		DRY WELL, NO SAMPLE COLLECTED		7	5	8	5	DRY WELL, NO SAMPLE COLLECTED			
Xylene (total)	1.8	2 J	118	5	DRY WELL, NO SAMPLE COLLECTED		DRY WELL, NO SAMPLE COLLECTED		DRY WELL, NO SAMPLE COLLECTED		7	5	8	5	DRY WELL, NO SAMPLE COLLECTED			
1,2,4-Trimethylbenzene	NA	---	---	5	DRY WELL, NO SAMPLE COLLECTED		DRY WELL, NO SAMPLE COLLECTED		DRY WELL, NO SAMPLE COLLECTED		---	5	---	5	DRY WELL, NO SAMPLE COLLECTED			
1,3,5-Trimethylbenzene	NA	---	---	5	DRY WELL, NO SAMPLE COLLECTED		DRY WELL, NO SAMPLE COLLECTED		DRY WELL, NO SAMPLE COLLECTED		---	5	---	5	DRY WELL, NO SAMPLE COLLECTED			
n-Butylbenzene	NA	---	---	5	DRY WELL, NO SAMPLE COLLECTED		DRY WELL, NO SAMPLE COLLECTED		DRY WELL, NO SAMPLE COLLECTED		---	5	---	5	DRY WELL, NO SAMPLE COLLECTED			
sec-Butylbenzene	NA	---	---	5	DRY WELL, NO SAMPLE COLLECTED		DRY WELL, NO SAMPLE COLLECTED		DRY WELL, NO SAMPLE COLLECTED		---	5	---	5	DRY WELL, NO SAMPLE COLLECTED			
4-Isopropyltoluene	NA	---	---	5	DRY WELL, NO SAMPLE COLLECTED		DRY WELL, NO SAMPLE COLLECTED		DRY WELL, NO SAMPLE COLLECTED		---	5	---	5	DRY WELL, NO SAMPLE COLLECTED			
Total VOCs		15	286		DRY WELL, NO SAMPLE COLLECTED		DRY WELL, NO SAMPLE COLLECTED		DRY WELL, NO SAMPLE COLLECTED		53		64		DRY WELL, NO SAMPLE COLLECTED			
Semi-volatile Organic Compounds (ug/l)																		
1,2-Dichlorobenzene	129	ND	ND	10	DRY WELL, NO SAMPLE COLLECTED		DRY WELL, NO SAMPLE COLLECTED		DRY WELL, NO SAMPLE COLLECTED		ND	10	ND	10	DRY WELL, NO SAMPLE COLLECTED			
1,3-Dichlorobenzene	129	ND	ND	10	DRY WELL, NO SAMPLE COLLECTED		DRY WELL, NO SAMPLE COLLECTED		DRY WELL, NO SAMPLE COLLECTED		ND	10	ND	10	DRY WELL, NO SAMPLE COLLECTED			
1,4-Dichlorobenzene	129	12	9 J	10	DRY WELL, NO SAMPLE COLLECTED		DRY WELL, NO SAMPLE COLLECTED		DRY WELL, NO SAMPLE COLLECTED		5 J	10	2 J	10	DRY WELL, NO SAMPLE COLLECTED			
2,4-Dimethylphenol	2120	ND	ND	10	DRY WELL, NO SAMPLE COLLECTED		DRY WELL, NO SAMPLE COLLECTED		DRY WELL, NO SAMPLE COLLECTED		2 J	10	ND	10	DRY WELL, NO SAMPLE COLLECTED			
2,6-Dinitrotoluene	370	ND	ND	10	DRY WELL, NO SAMPLE COLLECTED		DRY WELL, NO SAMPLE COLLECTED		DRY WELL, NO SAMPLE COLLECTED		ND	10	ND	10	DRY WELL, NO SAMPLE COLLECTED			
2-Chlorophenol	4380	ND	ND	10	DRY WELL, NO SAMPLE COLLECTED		DRY WELL, NO SAMPLE COLLECTED		DRY WELL, NO SAMPLE COLLECTED		ND	10	ND	10	DRY WELL, NO SAMPLE COLLECTED			
2-Methylnaphthalene	300	1 J	3 J	10	DRY WELL, NO SAMPLE COLLECTED		DRY WELL, NO SAMPLE COLLECTED		DRY WELL, NO SAMPLE COLLECTED		ND	10	ND	10	DRY WELL, NO SAMPLE COLLECTED			
2-Methylphenol	NA	11	ND	10	DRY WELL, NO SAMPLE COLLECTED		DRY WELL, NO SAMPLE COLLECTED		DRY WELL, NO SAMPLE COLLECTED		ND	10	ND	10	DRY WELL, NO SAMPLE COLLECTED			
4-Chloro-3-methylphenol	29700	ND	8 J	10	DRY WELL, NO SAMPLE COLLECTED		DRY WELL, NO SAMPLE COLLECTED		DRY WELL, NO SAMPLE COLLECTED		ND	10	ND	10	DRY WELL, NO SAMPLE COLLECTED			
4-Methylphenol	NA	ND	ND	10	DRY WELL, NO SAMPLE COLLECTED		DRY WELL, NO SAMPLE COLLECTED		DRY WELL, NO SAMPLE COLLECTED		120 D	10	43	10	DRY WELL, NO SAMPLE COLLECTED			
Acenaphthene	710	ND	ND	10	DRY WELL, NO SAMPLE COLLECTED		DRY WELL, NO SAMPLE COLLECTED		DRY WELL, NO SAMPLE COLLECTED		ND	10	ND	10	DRY WELL, NO SAMPLE COLLECTED			
Acenaphthylene	300	ND	ND	10	DRY WELL, NO SAMPLE COLLECTED		DRY WELL, NO SAMPLE COLLECTED		DRY WELL, NO SAMPLE COLLECTED		ND	10	ND	10	DRY WELL, NO SAMPLE COLLECTED			
Anthracene	300	ND	ND	10	DRY WELL, NO SAMPLE COLLECTED		DRY WELL, NO SAMPLE COLLECTED		DRY WELL, NO SAMPLE COLLECTED		ND	10	ND	10	DRY WELL, NO SAMPLE COLLECTED			
Carbazole	NA	ND	1 J	10	DRY WELL, NO SAMPLE COLLECTED		DRY WELL, NO SAMPLE COLLECTED		DRY WELL, NO SAMPLE COLLECTED		ND	10	ND	10	DRY WELL, NO SAMPLE COLLECTED			
Chrysene	300	ND	ND	10	DRY WELL, NO SAMPLE COLLECTED		DRY WELL, NO SAMPLE COLLECTED		DRY WELL, NO SAMPLE COLLECTED		ND	10	ND	10	DRY WELL, NO SAMPLE COLLECTED			
Dibenzofuran	20	ND	ND	10	DRY WELL, NO SAMPLE COLLECTED		DRY WELL, NO SAMPLE COLLECTED		DRY WELL, NO SAMPLE COLLECTED		ND	10	ND	10	DRY WELL, NO SAMPLE COLLECTED			
Diethylphthalate	3.4	1 J	2 J	10	DRY WELL, NO SAMPLE COLLECTED		DRY WELL, NO SAMPLE COLLECTED		DRY WELL, NO SAMPLE COLLECTED		2 J	10	ND	10	DRY WELL, NO SAMPLE COLLECTED			
Fluoranthene	16	ND	ND	10	DRY WELL, NO SAMPLE COLLECTED		DRY WELL, NO SAMPLE COLLECTED		DRY WELL, NO SAMPLE COLLECTED		ND	10	ND	10	DRY WELL, NO SAMPLE COLLECTED			
Fluorene	300	ND	ND	10	DRY WELL, NO SAMPLE COLLECTED		DRY WELL, NO SAMPLE COLLECTED		DRY WELL, NO SAMPLE COLLECTED		ND	10	ND	10	DRY WELL, NO SAMPLE COLLECTED			
n-Nitrosodiphenylamine	5850	ND	ND	10	DRY WELL, NO SAMPLE COLLECTED		DRY WELL, NO SAMPLE COLLECTED		DRY WELL, NO SAMPLE COLLECTED		ND	10	ND	10	DRY WELL, NO SAMPLE COLLECTED			
Naphthalene	620	3 J	15	10	DRY WELL, NO SAMPLE COLLECTED		DRY WELL, NO SAMPLE COLLECTED		DRY WELL, NO SAMPLE COLLECTED		2 J	10	ND	10	DRY WELL, NO SAMPLE COLLECTED			
Phenanthrene	4.8	ND	1 J	10	DRY WELL, NO SAMPLE COLLECTED		DRY WELL, NO SAMPLE COLLECTED		DRY WELL, NO SAMPLE COLLECTED		ND	10	ND	10	DRY WELL, NO SAMPLE COLLECTED			
Phenol	2560	ND	ND	10	DRY WELL, NO SAMPLE COLLECTED		DRY WELL, NO SAMPLE COLLECTED		DRY WELL, NO SAMPLE COLLECTED		4 J	10	ND	10	DRY WELL, NO SAMPLE COLLECTED			
Pyrene	300	ND	ND	10	DRY WELL, NO SAMPLE COLLECTED		DRY WELL, NO SAMPLE COLLECTED		DRY WELL, NO SAMPLE COLLECTED		ND	10	ND	10	DRY WELL, NO SAMPLE COLLECTED			
Di-n-butylphthalate	3.4	4 J	ND	10	DRY WELL, NO SAMPLE COLLECTED		DRY WELL, NO SAMPLE COLLECTED		DRY WELL, NO SAMPLE COLLECTED		ND	10	ND	10	DRY WELL, NO SAMPLE COLLECTED			
Benzo(a)anthracene	300	ND	ND	10	DRY WELL, NO SAMPLE COLLECTED		DRY WELL, NO SAMPLE COLLECTED		DRY WELL, NO SAMPLE COLLECTED		ND	10	ND	10	DRY WELL, NO SAMPLE COLLECTED			
Benzo(b)fluoranthene	300	ND	NR	10	DRY WELL, NO SAMPLE COLLECTED		DRY WELL, NO SAMPLE COLLECTED		DRY WELL, NO SAMPLE COLLECTED		ND	10	ND	10	DRY WELL, NO SAMPLE COLLECTED			
Benzo(k)fluoranthene	300	ND	NR	10	DRY WELL, NO SAMPLE COLLECTED		DRY WELL, NO SAMPLE COLLECTED		DRY WELL, NO SAMPLE COLLECTED		ND	10	ND	10	DRY WELL, NO SAMPLE COLLECTED			
Benzo(e)pyrene	300	ND	NR	10	DRY WELL, NO SAMPLE COLLECTED		DRY WELL, NO SAMPLE COLLECTED		DRY WELL, NO SAMPLE COLLECTED		ND	10	ND	10	DRY WELL, NO SAMPLE COLLECTED			
Indeno(1,2,3-cd)pyrene	300	ND	NR	10	DRY WELL, NO SAMPLE COLLECTED		DRY WELL, NO SAMPLE COLLECTED		DRY WELL, NO SAMPLE COLLECTED		ND	10	ND	10	DRY WELL, NO SAMPLE COLLECTED			
Benzo(g,h,i)perylene	300	ND	NR	10	DRY WELL, NO SAMPLE COLLECTED		DRY WELL, NO SAMPLE COLLECTED		DRY WELL, NO SAMPLE COLLECTED		ND	10	ND	10	DRY WELL, NO SAMPLE COLLECTED			
bis(2-Ethylhexyl)phthalate	360	ND	ND	10	DRY WELL, NO SAMPLE COLLECTED		DRY WELL, NO SAMPLE COLLECTED		DRY WELL, NO SAMPLE COLLECTED		58	10	2 J	10	DRY WELL, NO SAMPLE COLLECTED			
Total Metals (ug/l)																		
Antimony	500	ND	ND	5	DRY WELL, NO SAMPLE COLLECTED		DRY WELL, NO SAMPLE COLLECTED		DRY WELL, NO SAMPLE COLLECTED		ND	2	ND	2	DRY WELL, NO SAMPLE COLLECTED			
Arsenic	36	11.7 J	19.4	5	DRY WELL, NO SAMPLE COLLECTED		DRY WELL, NO SAMPLE COLLECTED		DRY WELL, NO SAMPLE COLLECTED		20.5	2	9.3 B	2	DRY WELL, NO SAMPLE COLLECTED			
Barium	3.9	---	---	5	DRY WELL, NO SAMPLE COLLECTED		DRY WELL, NO SAMPLE COLLECTED		DRY WELL, NO SAMPLE COLLECTED		118 B	2	119 B	2	DRY WELL, NO SAMPLE COLLECTED			
Beryllium	5.3	ND	ND	0.2	DRY WELL, NO SAMPLE COLLECTED		DRY WELL, NO SAMPLE COLLECTED		DRY WELL, NO SAMPLE COLLECTED		ND	0.5	ND	0.5	DRY WELL, NO SAMPLE COLLECTED			
Cadmium	9.3	6.2 J	ND	0.2	DRY WELL, NO SAMPLE COLLECTED		DRY WELL, NO SAMPLE COLLECTED		DRY WELL, NO SAMPLE COLLECTED		4 B	0.5	4.4 B	0.5	DRY WELL, NO SAMPLE COLLECTED			
Chromium	50	5.4 J	ND	0.7	DRY WELL, NO SAMPLE COLLECTED		DRY WELL, NO SAMPLE COLLECTED		DRY WELL, NO SAMPLE COLLECTED		0.75 B	0.5	7.9 B	0.5	DRY WELL, NO SAMPLE COLLECTED			
Cobalt	3	---	---	0.7	DRY WELL, NO SAMPLE COLLECTED		DRY WELL, NO SAMPLE COLLECTED		DRY WELL, NO SAMPLE COLLECTED		---	0.5	---	0.5	DRY WELL, NO SAMPLE COLLECTED			
Copper	2.4	---	---	2	DRY WELL, NO SAMPLE COLLECTED		DRY WELL, NO SAMPLE COLLECTED		DRY WELL, NO SAMPLE COLLECTED		---	0.5	---	0.5	DRY WELL, NO SAMPLE COLLECTED			
Iron	1000	---	---	2	DRY WELL, NO SAMPLE COLLECTED		DRY WELL, NO SAMPLE COLLECTED		DRY WELL, NO SAMPLE COLLECTED		---	0.5	---	0.5	DRY WELL, NO SAMPLE COLLECTED			
Lead	8.1	---	---	1.5	DRY WELL, NO SAMPLE COLLECTED		DRY WELL, NO SAMPLE COLLECTED		DRY WELL, NO SAMPLE COLLECTED		---	0.5	---	0.5	DRY WELL, NO SAMPLE COLLECTED			
Magnesium	NA	4580 J	32000	1.5	DRY WELL, NO SAMPLE COLLECTED		DRY WELL, NO SAMPLE COLLECTED		DRY WELL, NO SAMPLE COLLECTED		25300	0.27	24200	0.09	DRY WELL, NO SAMPLE COLLECTED			
Manganese	80	---	---	0.08	DRY WELL, NO SAMPLE COLLECTED		DRY WELL, NO SAMPLE COLLECTED		DRY WELL, NO SAMPLE COLLECTED		---	0.27	---	0.09	DRY WELL, NO SAMPLE COLLECTED			
Mercury	0.025	---	---	0.08	DRY WELL, NO SAMPLE COLLECTED		DRY WELL, NO SAMPLE COLLECTED		DRY WELL, NO SAMPLE COLLECTED		---	0.27	---	0.09	DRY WELL, NO SAMPLE COLLECTED			
Nickel	8.2	---	---	0.7	DRY WELL, NO SAMPLE COLLECTED		DRY WELL, NO SAMPLE COLLECTED		DRY WELL, NO SAMPLE COLLECTED		---	0.5	---	0.5	DRY WELL, NO SAMPLE COLLECTED			
Potassium	NA	6290	31800	0.6	DRY WELL, NO SAMPLE COLLECTED		DRY WELL, NO SAMPLE COLLECTED		DRY WELL, NO SAMPLE COLLECTED		21900	5	23700	5	DRY WELL, NO SAMPLE COLLECTED			
Selenium	71	---	9.4 J	0.6	DRY WELL, NO SAMPLE COLLECTED		DRY WELL, NO SAMPLE COLLECTED		DRY WELL, NO SAMPLE COLLECTED		---	5	---	5	DRY WELL, NO SAMPLE COLLECTED			
Silver	0.92	---	0.4	0.6	DRY WELL, NO SAMPLE COLLECTED		DRY WELL, NO SAMPLE COLLECTED		DRY WELL, NO SAMPLE COLLECTED		---	5	---	5	DRY WELL, NO SAMPLE COLLECTED			
Sodium	NA	8920 J	53000	4	DRY WELL, NO SAMPLE COLLECTED		DRY WELL, NO SAMPLE COLLECTED		DRY WELL, NO SAMPLE COLLECTED		40200	3	40300	3	DRY WELL, NO SAMPLE COLLECTED			
Thallium	NA	---	---	4	DRY WELL, NO SAMPLE COLLECTED		DRY WELL, NO SAMPLE COLLECTED		DRY WELL, NO SAMPLE COLLECTED		---	3	---	3	DRY WELL, NO SAMPLE COLLECTED			
Vanadium	19	---	17.4	4	DRY WELL, NO SAMPLE COLLECTED		DRY WELL, NO SAMPLE COLLECTED		DRY WELL, NO SAMPLE COLLECTED		7.1 B	3	18.1 B	3	DRY WELL, NO SAMPLE COLLECTED			
Zinc	81	---	11.4 J	4	DRY WELL, NO SAMPLE COLLECTED		DRY WELL, NO SAMPLE COLLECTED		DRY WELL, NO SAMPLE COLLECTED		---	3	---	3	DRY WELL, NO SAMPLE COLLECTED			

TABLE A-1
COMPARISON OF ANALYTICAL RESULTS
QUARTERLY GROUND WATER MONITORING
McALLISTER POINT LANDFILL
NAVSTA NEWPORT, RHODE ISLAND
PAGE 5 OF 13

COMPOUND	AWQC	TRC	FWENC													
		MONITORING	MONITORING													
		WELL - 6S	WELL - 1055				WELL - 1055				WELL - 1055					
		Dec-93	Mar-97		Jun-97		Sep-97		Jan-98		Apr-98		Jul-98		Oct-98	
			Result	QL/DL	Result	QL/DL	Result	QL/DL	Result	QL/DL	Result	QL/DL	Result	QL/DL	Result	QL/DL
Volatile Organic Compounds (ug/l)																
Chloroethane	NA	ND	ND	5	ND	5	ND	5	ND	5	ND	5	ND	5	ND	5
Methylene chloride	NA	ND	ND	5	ND	5	ND	5	ND	5	ND	5	ND	5	ND	5
Acetone	NA	ND	51	5	ND	5	4 J	5	ND	5	6	5	ND	5	7	5
Carbon disulfide	NA	ND	ND	5	ND	5	ND	5	ND	5	ND	5	ND	5	ND	5
1,2-Dichloroethane (total)	11600	a	ND	5	ND	5	ND	5	ND	5	ND	5	ND	5	ND	5
1,1,1-Trichloroethane	31200	c	ND	5	ND	5	ND	5	ND	5	ND	5	ND	5	ND	5
Trichloroethane	2000	a	ND	5	2 J	5	ND	5	ND	5	ND	5	ND	5	ND	5
Benzene	700	ND	ND	5	ND	5	ND	5	ND	5	1 J	5	1 J	5	ND	5
2-Hexanone	NA	ND	ND	5	ND	5	ND	5	ND	5	ND	5	ND	5	ND	5
Tetrachloroethene	NA	ND	ND	5	ND	5	ND	5	ND	5	5	5	ND	5	ND	5
Toluene	5000	ND	ND	5	ND	5	ND	5	ND	5	5	5	9	5	ND	5
Chlorobenzene	129	ND	ND	5	ND	5	ND	5	ND	5	3 J	5	ND	5	1	5
Ethylbenzene	430	ND	12	5	ND	5	ND	5	ND	5	1 J	5	1 J	5	ND	5
Xylene (total)	1.8	c	ND	5	ND	5	ND	5	ND	5	6 J	5	6 J	5	6	5
1,2,4-Trimethylbenzene	NA	---	---	---	---	---	---	---	---	---	---	---	---	---	11	5
1,3,5-Trimethylbenzene	NA	---	---	---	---	---	---	---	---	---	---	---	---	---	1	5
n-Butylbenzene	NA	---	---	---	---	---	---	---	---	---	---	---	---	---	ND	5
sec-Butylbenzene	NA	---	---	---	---	---	---	---	---	---	---	---	---	---	5	5
4-Isopropyltoluene	NA	---	---	---	---	---	---	---	---	---	---	---	---	---	ND	5
Isopropylbenzene	NA	---	---	---	---	---	---	---	---	---	---	---	---	---	ND	5
Total VOCs			323		20		37		2		22		20		32	
Semivolatile Organic Compounds (ug/l)																
1,2-Dichlorobenzene	129	ND	ND	10	ND	10	ND	10	ND	10	ND	10	ND	10	ND	10
1,3-Dichlorobenzene	129	ND	ND	10	ND	10	ND	10	ND	10	ND	10	ND	10	ND	10
1,4-Dichlorobenzene	129	ND	ND	10	ND	10	ND	10	ND	10	6 J	10	6 J	10	2 (VOC)	10
2,4-Dimethylphenol	2120	a	ND	10	ND	10	ND	10	ND	10	ND	10	ND	10	ND	10
2,6-Dinitrotoluene	370	a	ND	10	ND	10	ND	10	ND	10	ND	10	ND	10	ND	10
2-Chlorophenol	4380	e	ND	10	ND	10	ND	10	ND	10	ND	10	ND	10	ND	10
2-Methylnaphthalene	300	c	ND	8 J	ND	10	1 J	ND	10	ND	10	ND	10	ND	10	10
2-Methylphenol	NA	ND	ND	10	ND	10	ND	10	ND	10	ND	10	ND	10	ND	10
4-Chloro-3-methylphenol	29700	e	ND	1 J	ND	10	ND	10	ND	10	ND	10	ND	10	ND	10
4-Methylphenol	NA	ND	ND	10	ND	10	ND	10	ND	10	63	10	28	10	ND	10
Acenaphthene	710	ND	ND	10	ND	10	ND	10	ND	10	ND	10	ND	10	ND	10
Acenaphthylene	300	c	ND	10	ND	10	ND	10	ND	10	ND	10	ND	10	ND	10
Anthracene	300	c	ND	10	ND	10	ND	10	ND	10	ND	10	ND	10	ND	10
Carbazole	NA	ND	ND	10	ND	10	ND	10	ND	10	ND	10	ND	10	ND	10
Chrysene	300	c	ND	10	ND	10	ND	10	ND	10	ND	10	ND	10	ND	10
Dibenzofuran	20	d	ND	10	ND	10	ND	10	ND	10	ND	10	ND	10	ND	10
Diethylphthalate	3.4	ND	2 J	10	2 J	ND	10	ND	10	ND	10	ND	10	ND	10	10
Fluoranthene	16	ND	ND	10	ND	10	ND	10	ND	10	ND	10	ND	10	ND	10
Fluorene	300	c	ND	10	ND	10	ND	10	ND	10	ND	10	ND	10	ND	10
n-Nitrosodiphenylamine	5850	a	ND	1 J	ND	10	ND	10	ND	10	ND	10	ND	10	ND	10
Naphthalene	620	b	ND	13	ND	10	1 J	ND	10	2 J	ND	10	4 J	ND	4 (VOC)	10
Phenanthrene	4.6	ND	ND	10	ND	10	ND	10	ND	10	ND	10	ND	10	ND	10
Phenol	2560	b	ND	10	ND	10	ND	10	ND	10	2 J	ND	ND	10	ND	10
Pyrene	300	c	ND	10	ND	10	ND	10	ND	10	ND	10	ND	10	ND	10
Di-n-butylphthalate	3.4	ND	ND	10	ND	10	ND	10	ND	10	ND	10	ND	10	ND	10
Benzo(a)anthracene	300	c	ND	10	ND	10	ND	10	ND	10	ND	10	ND	10	ND	10
Benzo(b)fluoranthene	300	c	ND	10	ND	10	ND	10	ND	10	ND	10	ND	10	ND	10
Benzo(k)fluoranthene	300	c	ND	10	ND	10	ND	10	ND	10	ND	10	ND	10	ND	10
Benzo(a)pyrene	300	c	ND	10	ND	10	ND	10	ND	10	ND	10	ND	10	ND	10
Indeno (1,2,3-cd)pyrene	300	c	ND	10	ND	10	ND	10	ND	10	ND	10	ND	10	ND	10
Benzo(g,h,i)perylene	300	c	ND	10	ND	10	ND	10	ND	10	ND	10	ND	10	ND	10
Di(2-Ethylhexyl)phthalate	360	ND	ND	10	3 J	ND	10	ND	10	ND	10	ND	2 J	ND	1	10
Total Metals (ug/l)																
Antimony	500	ND	ND	5	ND	3.0	ND	3	ND	3	6.6 B	2.1 B	ND	5	5	5
Arsenic	36	12 J	ND	2	2.5 J	ND	ND	4	3.2 J	ND	3 B	2.6 B	87 B	5	5	5
Barium	3.9	23.9	163	0.7	43.8	342.9	40.2	310.2	40.2	310.2	308	308	196 B	0.2	0.2	0.2
Beryllium	5.3	ND	ND	0.2	ND	0.50	ND	1	ND	1	ND	0.5	ND	0.5	ND	0.2
Cadmium	93	ND	ND	0.2	ND	0.40	ND	0.8	ND	0.6	2.4 B	ND	1.3 B	1	1.3 B	0.2
Chromium	50	ND	ND	0.7	0.77 J	ND	ND	0.5	0.85 J	ND	1.6 B	7.2 B	1.6 B	1	1.6 B	0.2
Cobalt	3	4.7	ND	0.7	1.1 J	ND	ND	3.9	ND	2.8	11.8 B	2.8 B	11.8 B	2	11.8 B	0.2
Copper	2.4	2.8 J	ND	2	ND	2.0	ND	4.6	27.8	4.6	27.8	12.4 B	14.8 B	2	14.8 B	0.2
Iron	1000	19300 J	4898	12	4898	13800 J	12208	12208	12208	12208	12208	12208	12208	2	12208	0.2
Lead	8.1	ND	ND	1.5	ND	5.6	ND	4.2	ND	2	19.4	ND	2	3	ND	0.2
Magnesium	NA	5080 J	9730	5	4940	5000 J	3950	17400	16550	16550	16550	16550	14900	3	14900	0.2
Manganese	80	878 J	389 J	0.5	---	---	---	---	---	---	---	---	---	---	---	---
Mercury	0.025	8.14 J	ND	0.08	ND	0.18	ND	0.09	ND	0.08	ND	0.2	ND	0.2	ND	0.1
Nickel	8.2	18.7	ND	0.7	3.8 J	5.1 J	3.4 J	3.4 J	3.4 J	3.4 J	3.4 J	3.4 J	3.4 J	0.6	3.4 J	0.6
Potassium	NA	6060	9030	460	4090 J	3690	3280	17000	17000	17000	17000	17000	16200	0.6	16200	0.6
Selenium	71	---	10.4 J	5	ND	5.0	ND	5	ND	5	ND	5	ND	5	ND	5
Silver	0.92	ND	ND	0.6	ND	3.9	ND	2	ND	2	12.7 B	4.2	12.7 B	2	12.7 B	0.2
Sodium	NA	15900 J	17900	800	13400	12700	9110	22400	24200	24200	24200	24200	21400	4	21400	4
Thallium	NA	---	ND	2	ND	2	ND	2	ND	2	ND	3	ND	3	ND	4
Vanadium	19	ND	ND	0.6	1.9 J	5.1	4.3	8.6 B	15.8 B	15.8 B	15.8 B	15.8 B	7.8 d	1	7.8 d	1
Zinc	81	50.3 J	21.6	5	24.7	ND	31.9	ND	30.4	91.8	242	242	119	1	119	1

TABLE A-1
 COMPARISON OF ANALYTICAL RESULTS
 QUARTERLY GROUND WATER MONITORING
 McALLISTER POINT LANDFILL
 NAVSTA NEWPORT, RHODE ISLAND
 PAGE 6 OF 13

COMPOUND	AWQC ¹	TRC ² MONITORING WELL - 6R		FWENC ³ MONITORING WELL - 16SR													
		Dec-03		Mar-07		Jun-07		Sep-07		Jan-08		Apr-08		Jul-08		Oct-08	
		Result	QL/DL	Result	QL/DL	Result	QL/DL	Result	QL/DL	Result	QL/DL	Result	QL/DL	Result	QL/DL	Result	QL/DL
Volatile Organic Compounds (ug/l)																	
Chloroethane	NA	ND	5	ND	5	ND	5	ND	5	ND	5	ND	5	ND	5	ND	5
Methylene chloride	NA	ND	5	ND	5	ND	5	ND	5	ND	5	ND	5	ND	2	ND	5
Acetone	NA	ND	5	ND	5	ND	5	ND	5	ND	5	ND	5	ND	5	ND	5
Carbon disulfide	NA	ND	5	ND	5	ND	5	ND	5	ND	5	ND	5	ND	5	ND	5
1,2-Dichloroethane (total)	11600	ND	5	ND	5	ND	5	ND	5	ND	5	ND	5	ND	5	ND	5
1,1,1-Trichloroethane	31200	ND	5	ND	5	ND	2 J	ND	2 J	ND	5	ND	5	ND	5	ND	5
Trichloroethene	2000	ND	5	ND	5	ND	5	ND	5	ND	5	ND	5	ND	5	ND	5
Benzene	700	ND	5	ND	5	ND	5	ND	5	ND	5	ND	5	ND	5	ND	5
2-Hexanone	NA	ND	5	ND	5	ND	5	ND	5	ND	5	ND	5	ND	5	ND	5
Tetrachloroethene	NA	ND	5	ND	5	ND	5	ND	5	ND	5	ND	5	ND	2	ND	5
Toluene	5000	ND	5	ND	5	ND	5	ND	5	ND	5	ND	5	ND	5	ND	5
Chlorobenzene	129	ND	5	ND	5	ND	5	ND	5	ND	5	ND	5	ND	5	ND	5
Ethylbenzene	430	ND	5	ND	5	ND	5	ND	5	ND	5	ND	5	ND	5	ND	5
Xylene (total)	1.8	ND	5	ND	5	ND	5	ND	5	ND	5	ND	5	ND	5	ND	5
1,2,4-Trimethylbenzene	NA	---	---	---	---	ND	5	---	---	---	---	---	---	---	---	---	---
1,3,5-Trimethylbenzene	NA	---	---	---	---	ND	5	---	---	---	---	---	---	---	---	---	---
n-Butylbenzene	NA	---	---	---	---	ND	5	---	---	---	---	---	---	---	---	---	---
sec-Butylbenzene	NA	---	---	---	---	ND	5	---	---	---	---	---	---	---	---	---	---
4-Isopropyltoluene	NA	---	---	---	---	ND	5	---	---	---	---	---	---	---	---	---	---
Total VOCs						7			2		0			3		8	
Semivolatile Organic Compounds (ug/l)																	
1,2-Dichlorobenzene	129	ND	10	ND	10	ND	10	ND	10	ND	10	ND	10	ND	10	ND	10
1,3-Dichlorobenzene	129	ND	10	ND	10	ND	10	ND	10	ND	10	ND	10	ND	10	ND	10
1,4-Dichlorobenzene	129	ND	10	ND	10	ND	10	ND	10	ND	10	ND	10	ND	10	ND	10
2,4-Dimethylphenol	2120	ND	10	ND	10	ND	10	ND	10	ND	10	ND	10	ND	10	ND	10
2,6-Dinitrotoluene ²	370	ND	10	ND	10	ND	10	ND	10	ND	10	ND	10	ND	10	ND	10
2-Chlorophenol	4380	ND	10	ND	10	ND	10	ND	10	ND	10	ND	10	ND	10	ND	10
2-Methylnaphthalene	300	ND	10	ND	10	ND	10	ND	10	ND	10	ND	10	ND	10	ND	10
2-Methylphenol	NA	ND	10	ND	10	ND	10	ND	10	ND	10	ND	10	ND	10	ND	10
4-Chloro-3-methylphenol ³	29700	ND	10	ND	10	ND	10	ND	10	ND	10	ND	10	ND	10	ND	10
4-Methylphenol	NA	ND	10	ND	10	ND	10	ND	10	ND	10	ND	10	ND	10	ND	10
Acenaphthene	710	ND	10	ND	10	ND	10	ND	10	ND	10	ND	10	ND	10	ND	10
Acenaphthylene	300	ND	10	ND	10	ND	10	ND	10	ND	10	ND	10	ND	10	ND	10
Anthracene	300	ND	10	ND	10	ND	10	ND	10	ND	10	ND	10	ND	10	ND	10
Carbazole	NA	ND	10	ND	10	ND	10	ND	10	ND	10	ND	10	ND	10	ND	10
Chrysene	300	ND	10	ND	10	ND	10	ND	10	ND	10	ND	10	ND	10	ND	10
Dibenzofuran	20	ND	10	ND	10	ND	10	ND	10	ND	10	ND	10	ND	10	ND	10
Dinitrophenolate	3.4	ND	10	ND	10	ND	10	ND	10	ND	10	ND	10	ND	10	ND	10
Fluoranthene	16	ND	10	ND	10	ND	10	ND	10	ND	10	ND	10	ND	10	ND	10
Fluorene	300	ND	10	ND	10	ND	10	ND	10	ND	10	ND	10	ND	10	ND	10
n-Nitrosodiphenylamine	5860	ND	10	ND	10	ND	10	ND	10	ND	10	ND	10	ND	10	ND	10
Naphthalene	620	ND	10	ND	10	ND	10	ND	10	ND	10	ND	10	ND	10	ND	10
Phenanthrene	4.8	ND	10	ND	10	ND	10	ND	10	ND	10	ND	10	ND	10	ND	10
Phenol	2580	ND	10	ND	10	ND	10	ND	10	ND	10	ND	10	ND	10	ND	10
Pyrene	300	ND	10	ND	10	ND	10	ND	10	ND	10	ND	10	ND	10	ND	10
Di-n-butylphthalate	3.4	ND	10	ND	10	ND	10	ND	10	ND	10	ND	10	ND	10	ND	10
Benzo(a)anthracene	300	ND	10	ND	10	ND	10	ND	10	ND	10	ND	10	ND	10	ND	10
Benzo(b)fluoranthene	300	ND	10	ND	10	ND	10	ND	10	ND	10	ND	10	ND	10	ND	10
Benzo(k)fluoranthene	300	ND	10	ND	10	ND	10	ND	10	ND	10	ND	10	ND	10	ND	10
Benzo(a)pyrene	300	ND	10	ND	10	ND	10	ND	10	ND	10	ND	10	ND	10	ND	10
Indeno(1,2,3-cd)pyrene	300	ND	10	ND	10	ND	10	ND	10	ND	10	ND	10	ND	10	ND	10
Benzo(g,h,i)perylene	300	ND	10	ND	10	ND	10	ND	10	ND	10	ND	10	ND	10	ND	10
benz(2-Ethylhexyl)phthalate	360	ND	10	ND	10	ND	10	ND	10	ND	10	ND	10	ND	10	ND	10
Total Metals (ug/l)																	
Arsimony	500	ND	5	ND	3.0	ND	3.1	ND	3	ND	3	ND	2	2.5 B	ND	5	
Arsenic	36	19.2 J	2	ND	2.0	ND	2.5	ND	2	2.2 B	ND	2	2.5 B	2	2.5 B	5	
Barium	3.9	ND	0.7	ND	1.0	2.8 J	ND	12.5	1	ND	1	1.2 B	1	1.1 B	ND		
Beryllium	5.3	1.1	0.2	ND	0.50	ND	1	ND	1	ND	0.5	ND	0.5	ND	0.2		
Cadmium	9.3	ND	0.2	ND	0.40	ND	0.6	ND	0.6	ND	1	ND	1	ND	0.5		
Chromium	50	ND	0.7	ND	0.60	ND	0.5	ND	0.5	ND	0.6	ND	0.6	0.57 B	ND		
Cobalt	3	ND	0.7	0.61	ND	2.3	ND	2.3	0.87 B	ND	0.6	ND	0.6	1.1 B	ND		
Copper	2.4	ND	2	ND	2.0	ND	2	ND	8.2	ND	1	2.4 B	1	2.4 B	2		
Iron	1000	355	12	ND	46.7	130	286	708	708	856	856	877	877	877	877		
Lead	8.1	ND	1.5	ND	7.0	2	ND	2	ND	2	3.8	ND	2	3.8	5.1		
Magnesium	NA	8520 J	4240	5	3610	3480 J	3550	3620 B	3400 B	3400 B	3400 B	3700 B	3700 B	3700 B	3700 B		
Manganese	80	ND	0.5	---	---	---	---	---	---	---	---	---	---	---	---		
Mercury	0.025	0.17	0.09	ND	0.08	ND	0.13	ND	0.09	ND	0.26	ND	0.09	ND	0.1		
Nickel	8.2	ND	0.7	8.1	ND	ND	ND	ND	8.2 B	ND	4.4 B	ND	4.4 B	ND	4.6 B		
Potassium	NA	2340	480	ND	3200	ND	1300	2150	ND	4000	ND	4000	ND	1270 B	ND		
Selenium	71	---	5	ND	5.0	ND	5	ND	5	ND	5	ND	5	ND	5		
Silver	0.92	ND	0.6	ND	5.2	ND	2	ND	2	ND	2	ND	2	ND	2		
Sodium	NA	9340 J	9300	800	9320	7820	7080	8740	8740	8740	8740	8740	8740	8740	8740		
Thallium	NA	---	ND	2	ND	2	ND	2	ND	3	ND	3	ND	3	ND		
Vanadium	19	7.7 J	0.6	ND	1.0	2.6	2.9	ND	ND	3	ND	3	ND	3	ND		
Zinc	81	39.9 J	13.7 J	5	10.6 J	ND	9.5	ND	13.9	5.2 B	8 B	20.4 B	20.4 B	20.4 B	20.4 B		

TABLE A-1
COMPARISON OF ANALYTICAL RESULTS
QUARTERLY GROUND WATER MONITORING
McALLISTER PORT LANDFILL
NAVSTA NEWPORT, RHODE ISLAND
PAGE 7 OF 13

COMPOUND	AWQC ¹	TRC ¹ MONITORING		FWENC ¹ MONITORING WELL - 75													
		Dec-93		Mar-97		Jun-97		Sep-97		Jan-98		Apr-98		Jul-98		Oct-98	
		Result	QL/DL	Result	QL/DL	Result	QL/DL	Result	QL/DL	Result	QL/DL	Result	QL/DL	Result	QL/DL	Result	QL/DL
Volatiles Organic Compounds (ug/l)																	
Chloroethane	NA	ND	5	ND	5	ND	5	ND	5	ND	5	ND	5	ND	5	3	
Methylene chloride	NA	ND	5	ND	5	ND	5	ND	5	ND	5	ND	5	ND	5	5	
Acetone	NA	ND	6	ND	5	ND	5	ND	5	ND	5	ND	5	ND	5	91	
Carbon disulfide	NA	ND	5	ND	5	ND	5	ND	5	ND	5	ND	5	ND	5	26	
1,2-Dichloroethane (total)	14800	ND	5	ND	5	ND	5	ND	5	ND	5	ND	5	ND	5	1	
1,1,1-Trichloroethane	31200	ND	5	ND	5	ND	5	ND	5	ND	5	ND	5	ND	5	ND	5
Trichloroethane	2000	ND	5	ND	5	ND	5	ND	5	ND	5	ND	5	ND	5	ND	5
Benzene	700	ND	5	ND	5	ND	5	ND	5	ND	5	ND	5	ND	5	1	
2-Hexanone	NA	ND	5	ND	5	ND	5	ND	5	ND	5	ND	5	ND	5	1	
Tetrachloroethane	NA	ND	5	ND	5	ND	5	ND	5	ND	5	ND	5	ND	5	ND	5
Toluene	5000	ND	5	ND	5	ND	5	ND	5	ND	5	ND	5	ND	5	ND	5
Chlorobenzene	129	ND	5	ND	5	ND	5	ND	5	ND	5	ND	5	ND	5	2	
Ethylbenzene	430	ND	5	ND	5	ND	5	ND	5	ND	5	ND	5	ND	5	ND	5
Xylene (total)	1.8	ND	5	ND	5	ND	5	ND	5	ND	5	ND	5	ND	5	ND	5
1,2,4-Trimethylbenzene	NA	---	---	---	---	---	---	---	---	---	---	---	---	---	---	---	---
1,3,5-Trimethylbenzene	NA	---	---	---	---	---	---	---	---	---	---	---	---	---	---	---	---
n-Butylbenzene	NA	---	---	---	---	---	---	---	---	---	---	---	---	---	---	---	---
sec-Butylbenzene	NA	---	---	---	---	---	---	---	---	---	---	---	---	---	---	---	---
4-Isopropyltoluene	NA	---	---	---	---	---	---	---	---	---	---	---	---	---	---	---	---
Total VOCs			6		1		15		5		22		16		145		
Semi-volatile Organic Compounds (ug/l)																	
1,2-Dichlorobenzene	129	NO	10	NO	10	NO	10	NO	10	NO	10	NO	10	NO	10	NO	10
1,3-Dichlorobenzene	129	NO	10	NO	10	NO	10	NO	10	NO	10	NO	10	NO	10	NO	10
1,4-Dichlorobenzene	129	NO	10	NO	10	NO	10	NO	10	NO	10	NO	10	NO	10	NO	10
2,4-Dimethylphenol	2120	NO	10	NO	10	NO	10	NO	10	NO	10	NO	10	NO	10	2	
2,6-Dinitrotoluene ¹	370	NO	10	NO	10	NO	10	NO	10	NO	10	NO	10	NO	10	NO	10
2-Chlorophenol	4380	NO	10	NO	10	NO	10	NO	10	NO	10	NO	10	NO	10	NO	10
2-Methylnaphthalene	300	NO	10	NO	10	NO	10	NO	10	NO	10	NO	10	NO	10	NO	10
2-Methylphenol	NA	NO	10	NO	10	NO	10	NO	10	NO	10	NO	10	NO	10	NO	10
4-Chloro-3-methylphenol ¹	29700	NO	10	NO	10	NO	10	NO	10	NO	10	NO	10	NO	10	NO	10
4-Methylphenol	NA	NO	10	NO	10	NO	10	NO	10	NO	10	NO	10	NO	10	NO	10
Acenaphthene	710	NO	10	NO	10	NO	10	NO	10	NO	10	NO	10	NO	10	NO	10
Acenaphthylene	300	NO	10	NO	10	NO	10	NO	10	NO	10	NO	10	NO	10	NO	10
Anthracene	300	NO	10	NO	10	NO	10	NO	10	NO	10	NO	10	NO	10	NO	10
Carbazole	NA	NO	10	NO	10	NO	10	NO	10	NO	10	NO	10	NO	10	NO	10
Chrysene	300	NO	10	NO	10	NO	10	NO	10	NO	10	NO	10	NO	10	NO	10
Fluoranthene	20	NO	10	NO	10	NO	10	NO	10	NO	10	NO	10	NO	10	NO	10
Diethylphthalate	3.4	NO	10	NO	10	NO	10	NO	10	NO	10	NO	10	NO	10	2	
Fluoranthene	16	NO	10	NO	10	NO	10	NO	10	NO	10	NO	10	NO	10	NO	10
Fluorene	300	NO	10	NO	10	NO	10	NO	10	NO	10	NO	10	NO	10	NO	10
n-Nitrosodiphenylamine	9850	NO	10	NO	10	NO	10	NO	10	NO	10	NO	10	NO	10	NO	10
Naphthalene	620	NO	10	NO	10	NO	10	NO	10	NO	10	NO	10	NO	10	NO	10
Phenanthrene	4.6	NO	10	NO	10	NO	10	NO	10	NO	10	NO	10	NO	10	NO	10
Phenol	2560	NO	10	NO	10	NO	10	NO	10	NO	10	NO	10	NO	10	NO	10
Pyrene	300	NO	10	NO	10	NO	10	NO	10	NO	10	NO	10	NO	10	NO	10
Di-n-butylphthalate	3.4	NO	10	NO	10	NO	10	NO	10	NO	10	NO	10	NO	10	NO	10
Benzo(a)anthracene	300	NO	10	NO	10	NO	10	NO	10	NO	10	NO	10	NO	10	NO	10
Benzo(b)fluoranthene	300	NO	10	NO	10	NO	10	NO	10	NO	10	NO	10	NO	10	NO	10
Benzo(k)fluoranthene	300	NO	10	NO	10	NO	10	NO	10	NO	10	NO	10	NO	10	NO	10
Benzo(a)pyrene	300	NO	10	NO	10	NO	10	NO	10	NO	10	NO	10	NO	10	NO	10
Indeno(1,2,3-cd)pyrene	300	NO	10	NO	10	NO	10	NO	10	NO	10	NO	10	NO	10	NO	10
Benzo(g,h,i)perylene	300	NO	10	NO	10	NO	10	NO	10	NO	10	NO	10	NO	10	NO	10
bis(2-Ethylhexyl)phthalate	380	NO	10	NO	10	NO	10	NO	10	NO	10	NO	10	NO	10	3	
Total Metals (ug/l)																	
Antimony	500	NO	5	NO	5.0	NO	3	NO	3	NO	2	NO	2	NO	2	NO	5
Arsenic	36	714 J	311	NO	12.8	278 J	NO	43	27.8 B	334	334	334	472	28 B	472		
Barium	3.9	391	NO	0.7	NO	12.8	NO	43	27.8 B	211.8	211.8	211.8	28 B	28 B	28 B		
Beryllium	5.3	4.3	NO	0.2	NO	0.50	1	NO	1	NO	0.5	NO	0.5	NO	0.5	NO	0.2
Cadmium	9.3	2.8 J	NO	0.2	NO	0.40	2.9 J	NO	0.6	NO	4.8 B	NO	4.8 B	NO	4.8 B		
Chromium	50	183 J	NO	0.7	1.6	7.5 J	6.3	NO	14 B	3.3 B	3.3 B	2.5 B	2.5 B	2.5 B			
Cobalt	3	743 J	NO	0.7	NO	NO	NO	NO	NO	NO	NO	NO	NO	NO	NO	NO	NO
Copper	2.4	285 J	NO	2	NO	2.0	NO	15.3	NO	4	4	4	4	4	4	4	3
Iron	1000	21888 J	7228 J	NO	NO	NO	NO	NO	NO	NO	NO	NO	NO	NO	NO	NO	NO
Lead	8.1	188 J	NO	1.5	NO	6.3	NO	2	NO	2	NO	2	NO	2	NO	2	3
Magnesium	NA	39400 J	11700	7880	15100 J	15000	8800	NO	NO	NO	NO	NO	NO	NO	NO	NO	NO
Manganese	80	17480 J	3288 J	NO	NO	NO	NO	NO	NO	NO	NO	NO	NO	NO	NO	NO	NO
Mercury	0.025	8.12 J	NO	0.08	NO	0.08	NO	0.09	NO	0.1	NO	0.2	NO	0.09	NO	0.1	0.1
Nickel	8.2	891 J	NO	0.7	NO	NO	NO	NO	NO	NO	3.9 B	NO	6.6 B	NO	NO	0.6	
Potassium	NA	7310	11300	6280 J	14800 J	13200	11600	NO	NO	NO	NO	NO	NO	NO	NO	NO	NO
Selenium	71	NO	20.6	NO	12.7	NO	5	12.6	NO	5	NO	5	NO	5	NO	5	5
Silver	0.92	NO	NO	0.6	NO	3.2	NO	2	NO	2	NO	NO	NO	NO	NO	NO	2
Sodium	NA	14800 J	22400	19800	25800	25200	18200	NO	NO	NO	NO	NO	NO	NO	NO	NO	NO
Thallium	NA	NO	5.5	NO	2	11.4 J	NO	7.8	NO	3	NO	3	NO	3	NO	3	4
Vanadium	19	37.2 J	NO	0.8	NO	1.0	12.1 J	13	NO	3	6.9 B	3	4.1 B	3	4.1 B		
Zinc	81	679 J	NO	5	NO	10.0	58.6 J	NO	35.5	9 B	9 B	64.5	64.5				

TABLE A-1
 COMPARISON OF ANALYTICAL RESULTS
 QUARTERLY GROUND WATER MONITORING
 McALLISTER POINT LANDFILL
 NAVSTA NEWPORT, RHODE ISLAND
 PAGE 9 OF 13

COMPOUND	AWQC ¹	TRC ²	FWENC ³													
		MONITORING	MONITORING													
		WELL - 11S	WELL - 111S													
		Dec-93	Mar-97		Jun-97		Sep-97		Jan-98		Apr-98		Jul-98		Oct-98	
			Result	MDL	Result	QL/DL	Result	QL/DL	Result	QL/DL	Result	QL/DL	Result	QL/DL	Result	QL/DL
Volatiles Organic Compounds (ug/l)		DRY WELL, NO SAMPLE COLLECTED	DRY WELL, NO SAMPLE COLLECTED	DRY WELL, NO SAMPLE COLLECTED	DRY WELL, NO SAMPLE COLLECTED	DRY WELL, NO SAMPLE COLLECTED	DRY WELL, NO SAMPLE COLLECTED	DRY WELL, NO SAMPLE COLLECTED	DRY WELL, NO SAMPLE COLLECTED	DRY WELL, NO SAMPLE COLLECTED	DRY WELL, NO SAMPLE COLLECTED	DRY WELL, NO SAMPLE COLLECTED	DRY WELL, NO SAMPLE COLLECTED	DRY WELL, NO SAMPLE COLLECTED	DRY WELL, NO SAMPLE COLLECTED	DRY WELL, NO SAMPLE COLLECTED
Chloroethane	NA															
Methylene chloride	NA															
Acetone	NA															
Carbon disulfide	NA															
1,2-Dichloroethene (total)	11800 a															
1,1,1-Trichloroethane	31200 c															
Trichloroethene	2000 a															
Benzene	700															
2-Hexanone	NA															
Tetrachloroethene	NA															
Toluene	5000															
Chlorobenzene	129															
Ethylbenzene	430 c															
Xylene (total)	1.8 d															
1,2,4-Trimethylbenzene	NA															
1,3,5-Trimethylbenzene	NA															
n-Butylbenzene	NA															
sec-Butylbenzene	NA															
4-Isopropyltoluene	NA															
Total VOCs																
Semivolatile Organic Compounds (ug/l)		DRY WELL, NO SAMPLE COLLECTED	DRY WELL, NO SAMPLE COLLECTED	DRY WELL, NO SAMPLE COLLECTED	DRY WELL, NO SAMPLE COLLECTED	DRY WELL, NO SAMPLE COLLECTED	DRY WELL, NO SAMPLE COLLECTED	DRY WELL, NO SAMPLE COLLECTED	DRY WELL, NO SAMPLE COLLECTED	DRY WELL, NO SAMPLE COLLECTED	DRY WELL, NO SAMPLE COLLECTED	DRY WELL, NO SAMPLE COLLECTED	DRY WELL, NO SAMPLE COLLECTED	DRY WELL, NO SAMPLE COLLECTED	DRY WELL, NO SAMPLE COLLECTED	DRY WELL, NO SAMPLE COLLECTED
1,2-Dichlorobenzene	129															
1,3-Dichlorobenzene	129															
1,4-Dichlorobenzene	129															
2,4-Dimethylphenol	2120 a															
2,6-Dinitrotoluene ²	370 e															
2-Chlorophenol	4380 a															
2-Methylnaphthalene	300 c															
2-Methylphenol	NA															
4-Chloro-3-methylphenol ³	29700 e															
4-Methylphenol	NA															
Acenaphthene	710															
Acenaphthylene	300 c															
Acridene	300 c															
Carbazole	NA															
Chrysene	300 c															
Dibenzofuran	20															
Diethylphthalate	3.4															
Fluoranthene	16															
Fluorene	300 c															
n-Nitrosodiphenylamine	5850 a															
Naphthalene	620 b															
Phenanthrene	4.6 p															
Phenol	2560 b															
Pyrene	300 c															
Di-n-butylphthalate	3.4															
Benzo(a)anthracene	300 c															
Benzo(b)fluoranthene	300 c															
Benzo(k)fluoranthene	300 c															
Benzo(a)pyrene	300 c															
Indeno (1,2,3-cd)pyrene	300 c															
Benzo(g,h,i)perylene	300 c															
bis(2-Ethylhexyl)phthalate	360 p															
Total Metals (ug/l)		DRY WELL, NO SAMPLE COLLECTED	DRY WELL, NO SAMPLE COLLECTED	DRY WELL, NO SAMPLE COLLECTED	DRY WELL, NO SAMPLE COLLECTED	DRY WELL, NO SAMPLE COLLECTED	DRY WELL, NO SAMPLE COLLECTED	DRY WELL, NO SAMPLE COLLECTED	DRY WELL, NO SAMPLE COLLECTED	DRY WELL, NO SAMPLE COLLECTED	DRY WELL, NO SAMPLE COLLECTED	DRY WELL, NO SAMPLE COLLECTED	DRY WELL, NO SAMPLE COLLECTED	DRY WELL, NO SAMPLE COLLECTED	DRY WELL, NO SAMPLE COLLECTED	DRY WELL, NO SAMPLE COLLECTED
Antimony	500															
Arsenic	36															
Barium	3.9 d															
Beryllium	5.3 b															
Cadmium	9.3															
Chromium ⁴	50															
Cobalt	3															
Copper	2.4															
Iron	1000 b															
Lead	8.1															
Magnesium	NA															
Manganese	80 d															
Mercury	0.025															
Nickel	8.2															
Potassium	NA															
Selenium	71															
Silver	0.92 p															
Sodium	NA															
Thallium	NA															
Vanadium	19 d															
Zinc	81															

TABLE A-1
 COMPARISON OF ANALYTICAL RESULTS
 QUARTERLY GROUND WATER MONITORING
 McALLISTER POINT LANDFILL
 NAVSTA NEWPORT, RHODE ISLAND
 PAGE 10 OF 13

COMPOUND	AWQC ¹	TRC ² MONITORING WELL - 11R	FWENC ³ MONITORING WELL - 111R													
			Mar-97		Jun-97		Sep-97		Jan-98		Apr-98		Jul-98		Oct-98	
			Result	QL/DL	Result	QL/DL	Result	QL/DL	Result	QL/DL	Result	QL/DL	Result	QL/DL	Result	QL/DL
Volatile Organic Compounds (ug/l)																
Chloroethane	NA	ND	ND	5	ND	5	ND	5	ND	5	ND	5	ND	5	ND	5
Methylene chloride	NA	ND	ND	5	ND	5	ND	5	ND	5	ND	5	ND	5	ND	5
Acetone	NA	ND	6	5	ND	5	6.5 J	5	ND	5	3 J	5	5 B	5	8	5
Carbon disulfide	NA	ND	ND	5	ND	5	ND	5	ND	5	ND	5	ND	5	9	5
1,2-Dichloroethane (total)	11800	a	ND	5	ND	5	ND	5	ND	5	ND	5	ND	5	NO	5
1,1,1-Trichloroethane	31200	a	ND	5	ND	5	ND	5	ND	5	ND	5	ND	5	ND	5
Trichloroethane	2000	c	ND	5	ND	5	ND	5	ND	5	ND	5	ND	5	ND	5
Benzene	700	ND	ND	5	ND	5	ND	5	ND	5	ND	5	ND	5	ND	5
2-Hexanone	NA	ND	ND	5	ND	5	ND	5	ND	5	ND	5	ND	5	ND	5
Tetrachloroethane	NA	ND	ND	5	ND	5	ND	5	ND	5	ND	5	ND	5	ND	5
Toluene	5000	ND	ND	5	ND	5	ND	5	ND	5	ND	5	ND	5	ND	5
Chlorobenzene	129	ND	ND	5	ND	5	ND	5	ND	5	ND	5	ND	5	ND	5
Ethylbenzene	430	ND	ND	5	ND	5	ND	5	ND	5	ND	5	ND	5	ND	5
Xylene (total)	1.8	d	ND	5	ND	5	ND	5	ND	5	ND	5	ND	5	ND	5
1,2,4-Trimethylbenzene	NA	---	---	---	---	---	---	---	---	---	---	---	---	---	---	---
1,3,5-Trimethylbenzene	NA	---	---	---	---	---	---	---	---	---	---	---	---	---	---	---
n-Butylbenzene	NA	---	---	---	---	---	---	---	---	---	---	---	---	---	---	---
sec-Butylbenzene	NA	---	---	---	---	---	---	---	---	---	---	---	---	---	---	---
4-Isopropyltoluene	NA	---	---	---	---	---	---	---	---	---	---	---	---	---	---	---
Total VOCs			6			6.5				3		5		19		
Semivolatile Organic Compounds (ug/l)																
1,2-Dichlorobenzene	129	ND	ND	10	ND	10	ND	10	ND	10	ND	10	ND	10	ND	10
1,3-Dichlorobenzene	129	ND	ND	10	ND	10	ND	10	ND	10	ND	10	ND	10	ND	10
1,4-Dichlorobenzene	129	ND	ND	10	ND	10	ND	10	ND	10	ND	10	ND	10	ND	10
2,4-Dimethylphenol	2120	a	ND	10	R	10	ND	10	ND	10	ND	10	ND	10	ND	10
2,6-Dimethylphenol	370	a	ND	10	ND	10	ND	10	ND	10	ND	10	ND	10	ND	10
2-Chlorophenol	4380	a	ND	10	ND	10	ND	10	ND	10	ND	10	ND	10	ND	10
2-Methylnaphthalene	300	c	ND	10	ND	10	ND	10	ND	10	ND	10	ND	10	ND	10
2-Methylphenol	NA	1 J	ND	10	ND	10	ND	10	ND	10	ND	10	ND	10	ND	10
4-Chloro-3-methylphenol	29700	b	ND	10	ND	10	ND	10	ND	10	ND	10	ND	10	ND	10
4-Methylphenol	NA	ND	ND	10	R	10	ND	10	ND	10	ND	10	ND	10	ND	10
Acenaphthene	710	2 J	ND	10	ND	10	ND	10	ND	10	ND	10	ND	10	ND	10
Acenaphthylene	300	ND	ND	10	ND	10	ND	10	ND	10	ND	10	ND	10	ND	10
Anthracene	300	c	ND	10	ND	10	ND	10	ND	10	ND	10	ND	10	ND	10
Carbazole	NA	ND	ND	10	ND	10	ND	10	ND	10	ND	10	ND	10	ND	10
Chrysene	300	c	ND	10	ND	10	ND	10	ND	10	ND	10	ND	10	ND	10
Dibenzofuran	20	d	2 J	ND	10	ND	10	ND	10	ND	10	ND	10	ND	10	10
Diethylphthalate	3.4	ND	ND	10	ND	10	ND	10	ND	10	ND	10	ND	10	ND	10
Fluoranthene	16	2 J	ND	10	ND	10	ND	10	ND	10	ND	10	ND	10	ND	10
Fluorene	300	c	ND	10	ND	10	ND	10	ND	10	ND	10	ND	10	ND	10
n-Nitrosodiphenylamine	5850	a	ND	10	ND	10	ND	10	ND	10	ND	10	ND	10	ND	10
Naphthalene	520	b	8 J	2 J	ND	10	ND	10	ND	10	ND	10	ND	10	ND	10
Phenanthrene	4.8	8 J	ND	10	ND	10	ND	10	ND	10	ND	10	ND	10	ND	10
Phenol	2580	b	ND	10	R	10	ND	10	ND	10	ND	10	ND	10	ND	10
Pyrene	300	c	1 J	ND	10	ND	10	ND	10	ND	10	ND	10	ND	10	10
Di-n-butylphthalate	3.4	1 J	ND	10	ND	10	ND	10	ND	10	ND	10	ND	10	ND	10
Benzo(a)anthracene	300	c	ND	10	ND	10	ND	10	ND	10	ND	10	ND	10	ND	10
Benzo(b)fluoranthene	300	c	ND	10	ND	10	ND	10	ND	10	ND	10	ND	10	ND	10
Benzo(k)fluoranthene	300	c	ND	10	ND	10	ND	10	ND	10	ND	10	ND	10	ND	10
Benzo(a)pyrene	300	c	ND	10	ND	10	ND	10	ND	10	ND	10	ND	10	ND	10
Indeno(1,2,3-cd)pyrene	300	c	ND	10	ND	10	ND	10	ND	10	ND	10	ND	10	ND	10
Benzo(g,h,i)perylene	300	c	ND	10	ND	10	ND	10	ND	10	ND	10	ND	10	ND	10
baa(2-Ethylhexyl)phthalate	360	ND	ND	10	ND	10	ND	10	ND	10	ND	10	ND	10	1	
Total Metals (ug/l)																
Antimony	500	ND	ND	5	ND	3.2	ND	3	ND	3.8	ND	2	ND	2	ND	5
Arsenic	36	22.5 J	67.1	2	128 J	114	112 J	57.4	41.1 B	89.6	31.4 B	33.4 B	110			
Barium	3.9	d	154	68.6	0.7	56.3	53.4	1	ND	57.4	41.1 B	0.5	ND	0.5	ND	0.2
Beryllium	5.3	b	2	ND	0.2	ND	0.50	ND	ND	1	ND	0.5	ND	0.5	ND	0.2
Cadmium	9.3	b	1.6 J	ND	0.2	ND	0.40	ND	0.6	ND	0.6	3.1 B	ND	1	3.1 B	
Chromium	50	d	82.8 J	ND	0.7	1.6	1.95 J	ND	0.5	ND	0.6	ND	0.6	1.4 B		
Cobalt	3	d	118 J	ND	0.7	1.45	1.45	7.2 J	4.7 B	5.4 B	5.4 B	5.4 B	5.4 B	5.4 B	5.4 B	
Copper	2.4	b	287 J	ND	2	2.0	2.0	5.9	ND	7	1.1 B	2.5 B	2.2	2.2		2
Iron	1000	b	12800 J	3770	12	3880 J	4280	3000	1790	1630	1630	1630	1380	1380		
Lead	8.1	b	648	ND	1.5	14.7 J	ND	5.2	ND	2	ND	2	ND	2	ND	3
Magnesium	NA	53100 J	58100	5	60100	55200 J	52100	405	35700	39900						
Manganese	80	d	18800 J	2880 J	0.5	---	---	---	---	---	---	---	---	---	---	---
Mercury	0.025	b	0.33	ND	0.08	ND	0.80	ND	0.09	ND	0.1	0.2	ND	0.09	ND	0.1
Nickel	8.2	b	122	ND	0.7	ND	2.0	5.15 J	ND	3	2.7 B	3.2 B	ND	ND	ND	0.6
Potassium	NA	33500	36300	460	26300 J	20600	25000	9 J	33400	38300						
Selenium	71	9 J	---	5	ND	5.0	5.7 J	2	ND	5	ND	5	ND	5	ND	5
Silver	0.82	b	1.3 J	ND	0.8	ND	1.8	ND	2	ND	2	ND	2	ND	2	2
Sodium	NA	76800 J	213000	800	208000	197000	212000	227000	199000	202000						
Thallium	NA	---	---	2	ND	2	ND	2	ND	2	ND	3	ND	3	ND	4
Vanadium	19	d	48.8 J	23.8 J	0.8	12.0	38.4 J	23.8 J	ND	3	ND	3	6.8 B	6.8 B	6.8 B	
Zinc	81	d	1880 J	15.3 J	5	ND	10.0	17.1	ND	15.8	5.2 B	6.8 B	6.8 B	6.8 B	6.8 B	

TABLE A-1
 COMPARISON OF ANALYTICAL RESULTS
 QUARTERLY GROUND WATER MONITORING
 McALLISTER POINT LANDFILL
 NAVSTA NEWPORT, RHODE ISLAND
 PAGE 11 OF 13

COMPOUND	AWQC	TRC ¹ MONITORING WELL - 12S		FWENC ¹ MONITORING WELL - 112S												
		Dec-83	Mar-97	Jun-97		Sep-97		Jan-98		Apr-98		Jul-98		Oct-98		
				Result	QL/DL	Result	QL/DL	Result	QL/DL	Result	QL/DL	Result	QL/DL	Result	QL/DL	Result
Volatile Organic Compounds (ug/l)																
Chloroethane	NA	ND	ND	5	ND	5	ND	5	ND	5	ND	5	ND	5	ND	5
Methylene chloride	NA	ND	ND	5	ND	5	ND	5	ND	5	ND	5	ND	5	ND	5
Acetone	NA	ND	6	ND	5	ND	5	ND	5	ND	5	ND	5	ND	5	5
Carbon disulfide	NA	ND	ND	5	ND	5	ND	5	ND	5	ND	5	ND	5	ND	5
1,2-Dichloroethane (total)	11600	ND	ND	5	ND	5	ND	5	ND	5	ND	5	ND	5	ND	5
1,1,1-Trichloroethane	31200	ND	ND	5	ND	5	ND	5	ND	5	ND	5	ND	5	ND	5
Trichloroethane	2000	ND	ND	5	ND	5	ND	5	ND	5	ND	5	ND	5	ND	5
Benzene	700	ND	ND	5	ND	5	ND	5	ND	5	ND	5	ND	5	ND	5
2-Hexanone	NA	ND	ND	5	ND	5	ND	5	ND	5	ND	5	ND	5	ND	5
Tetrachloroethane	NA	ND	ND	5	ND	5	ND	5	ND	5	ND	5	ND	5	ND	5
Toluene	5000	ND	ND	5	ND	5	ND	5	ND	5	ND	5	ND	5	ND	5
Chlorobenzene	129	29	ND	5	ND	5	ND	5	ND	5	ND	5	ND	5	ND	5
Ethylbenzene	430	4 J	ND	5	ND	5	ND	5	ND	5	ND	5	ND	5	ND	5
Xylenes (total)	1.8	4 J	ND	5	ND	5	ND	5	ND	5	ND	5	ND	5	ND	5
1,2,4-Trimethylbenzene	NA	---	---	---	---	---	---	---	---	---	---	---	---	---	---	---
1,3,5-Trimethylbenzene	NA	---	---	---	---	---	---	---	---	---	---	---	---	---	---	---
n-Butylbenzene	NA	---	---	---	---	---	---	---	---	---	---	---	---	---	---	---
sec-Butylbenzene	NA	---	---	---	---	---	---	---	---	---	---	---	---	---	---	---
4-Isopropyltoluene	NA	---	---	---	---	---	---	---	---	---	---	---	---	---	---	---
Total VOCs	NA	47	6	6	6	6	6	6	6	6	6	6	6	6	6	6
Semivolatile Organic Compounds (ug/l)																
1,2-Dichlorobenzene	129	NO	NO	10	ND	10	ND	10	ND	10	ND	10	ND	10	ND	10
1,3-Dichlorobenzene	129	2 J	ND	10	ND	10	ND	10	ND	10	ND	10	ND	10	ND	10
1,4-Dichlorobenzene	129	13	ND	10	1 J	ND	ND	10	ND	10	ND	10	4 J	ND	ND	10
2,4-Dimethylphenol	2120	ND	ND	10	ND	10	ND	10	ND	10	ND	10	2 J	ND	ND	10
2,6-Dinitrotoluene	370	ND	ND	10	ND	10	ND	10	ND	10	ND	10	ND	10	ND	10
2-Chlorophenol	4380	ND	ND	10	ND	10	ND	10	ND	10	ND	10	ND	10	ND	10
2-Methylnaphthalene	300	1 J	ND	10	ND	10	ND	10	ND	10	ND	10	ND	10	ND	10
2-Methylphenol	NA	ND	ND	10	ND	10	ND	10	ND	10	ND	10	1 J	ND	ND	10
4-Chloro-3-methylphenol	29700	ND	ND	10	ND	10	ND	10	ND	10	ND	10	ND	10	ND	10
4-Methylphenol	NA	ND	ND	10	ND	10	ND	10	ND	10	ND	10	7 J	ND	ND	10
Acanaphthene	710	ND	ND	10	ND	10	ND	10	ND	10	ND	10	ND	10	ND	10
Acanaphthylene	300	ND	ND	10	ND	10	ND	10	ND	10	ND	10	ND	10	ND	10
Anthracene	300	ND	ND	10	ND	10	ND	10	ND	10	ND	10	ND	10	ND	10
Carbazole	NA	ND	ND	10	ND	10	ND	10	ND	10	ND	10	ND	10	ND	10
Chrysene	300	ND	ND	10	ND	10	ND	10	ND	10	ND	10	ND	10	ND	10
Dibenzofuran	20	ND	ND	10	ND	10	ND	10	ND	10	ND	10	ND	10	ND	10
Diethylphthalate	3.4	ND	ND	10	ND	10	ND	10	ND	10	ND	10	2 J	ND	ND	10
Fluoranthene	16	ND	ND	10	ND	10	ND	10	ND	10	ND	10	ND	10	ND	10
Fluorene	300	ND	ND	10	ND	10	ND	10	ND	10	ND	10	ND	10	ND	10
n-Nitrosodiphenylamine	5850	ND	ND	10	ND	10	ND	10	ND	10	ND	10	ND	10	ND	10
Naphthalene	620	3 J	ND	10	ND	10	ND	10	ND	10	ND	10	4 J	ND	ND	10
Phenanthrene	4.6	ND	ND	10	ND	10	ND	10	ND	10	ND	10	ND	10	ND	10
Phenol	2560	ND	ND	10	ND	10	ND	10	ND	10	ND	10	ND	10	ND	10
Pyrene	300	1 J	ND	10	ND	10	ND	10	ND	10	ND	10	ND	10	ND	10
Di-n-butylphthalate	3.4	ND	ND	10	ND	10	ND	10	ND	10	ND	10	ND	10	ND	10
Benzo(a)anthracene	300	ND	ND	10	ND	10	ND	10	ND	10	ND	10	ND	10	ND	10
Benzo(b)fluoranthene	300	ND	NR	10	ND	10	ND	10	ND	10	ND	10	ND	10	ND	10
Benzo(k)fluoranthene	300	ND	NR	10	ND	10	ND	10	ND	10	ND	10	ND	10	ND	10
Benzo(a)pyrene	300	ND	NR	10	ND	10	ND	10	ND	10	ND	10	ND	10	ND	10
Indeno(1,2,3-cd)pyrene	300	ND	NR	10	ND	10	ND	10	ND	10	ND	10	ND	10	ND	10
Benzo(g,h,i)perylene	300	ND	NR	10	ND	10	ND	10	ND	10	ND	10	ND	10	ND	10
bst(2-Ethylhexyl)phthalate	350	ND	ND	10	ND	10	ND	10	ND	10	ND	10	ND	10	ND	10
Total Metals (ug/l)																
Antimony	500	26.5 J	ND	5	ND	3.0	ND	3.0	ND	3	ND	2	ND	2	ND	5
Arsenic	36	81.8 J	24.5	2	26.7	32.45	ND	27.6	ND	29.7	28.2	2	28.2	2	17.5	5
Barium	3.9	112	ND	0.7	23.8 J	23.8	ND	ND	32.8	24.4 B	68.5 B	0.5	33.2 B	0.5	0.8 B	0.2
Beryllium	5.3	1	ND	0.2	ND	0.50	ND	1.0	ND	1	ND	0.5	ND	0.5	ND	0.2
Cadmium	9.3	19 J	ND	0.2	ND	0.40	ND	0.60	ND	0.6	2.1 B	1.1 B	0.8 B	1.1 B	0.6 B	0.6 B
Chromium	50	67.9 J	ND	0.7	ND	0.60	ND	0.50	0.56 J	0.91 B	5.4 B	ND	1.5 B	ND	1.5 B	1.5 B
Cobalt	3	43.8 J	ND	0.7	1.8	4.36	ND	ND	3	1.9 B	ND	2.8 B	ND	2.8 B	ND	2
Copper	2.4	97.2 J	ND	2	ND	2.0	ND	4.2	ND	3.9	8.3 B	2.8 B	ND	2.8 B	ND	2
Iron	1000	9700 J	21000	12	23000 J	24700	ND	18000 J	27000	27000	87400 J	87400 J	13300	87400 J	13300	3
Lead	8.1	378 J	ND	1.5	ND	8.1	ND	2.85	ND	2	3.7 B	ND	ND	2	ND	3
Magnesium	NA	10000 J	3220	5	3350	3125 J	ND	2570	ND	3360 B	4950 B	ND	3300 B	ND	3300 B	3
Manganese	80	779 J	288 J	0.5	---	244	ND	---	---	---	---	---	---	---	---	---
Mercury	0.025	1.7 J	ND	0.08	ND	0.08	ND	0.09	ND	0.1	ND	0.2	ND	0.09	ND	0.1
Nickel	8.2	87 J	ND	0.7	2.8 J	5.9 J	ND	3.2 J	ND	2 B	10.9 B	ND	ND	ND	0.6	0.6
Potassium	NA	3070	460	NO	3300	2610 J	ND	1940 J	ND	ND	4000	---	1760 B	---	1760 B	5
Selenium	71	---	ND	5	ND	6.5	ND	5.0	ND	5	ND	5	ND	5	ND	5
Silver	0.92	1.8 J	ND	0.6	ND	4.2	ND	2.0	ND	2	ND	2	8.9 B	ND	ND	2
Sodium	NA	7500 J	10700	800	12300	10350	ND	7720	ND	10300	13100	ND	7780	ND	7780	6
THALLIUM	NA	---	ND	2	ND	2	ND	2.0	ND	2	ND	3	ND	3	ND	4
Vanadium	19	189 J	ND	0.6	ND	1.0	3.55	3.3	ND	3.9 B	12.1 B	ND	2 B	ND	2 B	5
Zinc	81	1440 J	23.3	5	12.3 J	ND	13.95	ND	9.3	55.7	66.3	ND	23 B	ND	23 B	5

TABLE A-1
COMPARISON OF ANALYTICAL RESULTS
QUARTERLY MONITORING
McALLISTER POINT LANDFILL
NAVSTA NEWPORT, RHODE ISLAND
PAGE 12 OF 13

COMPOUND	AWQC ¹	TRC ¹ MONITORING WELL - 13S		FWENC ¹ MONITORING WELL - 113S													
		Dec-93	Result	Mar-97		Jun-97		Sep-97		Jan-98		Apr-98		Jul-98		Oct-98	
				Result	QL/DL	Result	QL/DL	Result	QL/DL	Result	QL/DL	Result	QL/DL	Result	QL/DL	Result	QL/DL
Volatile Organic Compounds (ug/l)																	
Chloroethane	NA	ND	ND	5	NO	5	ND	5	ND	5	NO	5	ND	5	ND	5	
Methylene chloride	NA	ND	ND	5	NO	5	ND	5	ND	5	NO	5	ND	5	ND	5	
Acetone	NA	ND	ND	5	NO	5	11	ND	5	NO	5	NO	5	5	11	5	
Carbon disulfide	NA	ND	ND	5	NO	5	ND	ND	5	NO	5	NO	5	ND	ND	5	
1,2-Dichloroethane (total)	11800	ND	ND	5	NO	5	ND	ND	5	NO	5	NO	5	ND	ND	5	
1,1,1-Trichloroethane	31200	ND	ND	5	NO	5	2	J	5	2	J	ND	5	ND	ND	5	
Trichloroethane	2000	ND	ND	5	NO	5	ND	ND	5	NO	5	NO	5	ND	ND	5	
Benzene	700	ND	ND	5	NO	5	ND	ND	5	NO	5	NO	5	ND	ND	5	
2-Hexanone	NA	ND	ND	5	NO	5	ND	ND	5	NO	5	NO	5	ND	ND	5	
Tetrachloroethane	NA	ND	ND	5	NO	5	ND	ND	5	NO	5	NO	5	ND	ND	5	
Toluene	5000	ND	ND	5	NO	5	ND	ND	5	NO	5	NO	5	ND	ND	5	
Chlorobenzene	129	ND	ND	5	NO	5	ND	ND	5	NO	5	NO	5	ND	ND	5	
Ethylbenzene	430	ND	ND	5	NO	5	ND	ND	5	NO	5	NO	5	ND	ND	5	
Xylenes (total)	1.8	ND	ND	5	NO	5	ND	ND	5	NO	5	NO	5	ND	ND	5	
1,2,4-Trimethylbenzene	NA	---	---	---	---	---	---	---	---	---	---	---	---	---	---	---	
1,3,5-Trimethylbenzene	NA	---	---	---	---	---	---	---	---	---	---	---	---	---	---	---	
n-Butylbenzene	NA	---	---	---	---	---	---	---	---	---	---	---	---	---	---	---	
sec-Butylbenzene	NA	---	---	---	---	---	---	---	---	---	---	---	---	---	---	---	
4-Isopropyltoluene	NA	---	---	---	---	---	---	---	---	---	---	---	---	---	---	---	
Total VOCs							13		2		0		5		17		
Semivolatile Organic Compounds (ug/l)																	
1,2-Dichlorobenzene	129	ND	ND	10	ND	10	ND	10	ND	10	ND	10	ND	10	ND	10	
1,3-Dichlorobenzene	129	0.5 J	ND	10	ND	10	ND	10	ND	10	ND	10	ND	10	ND	10	
1,4-Dichlorobenzene	129	2 J	ND	10	ND	10	ND	10	ND	10	ND	10	ND	10	ND	10	
2,4-Dimethylphenol	2120	ND	ND	10	ND	10	ND	10	ND	10	ND	10	ND	10	ND	10	
2,6-Dinitrotoluene ¹	370	ND	ND	10	ND	10	ND	10	ND	10	ND	10	ND	10	ND	10	
2-Chlorophenol	4380	ND	ND	10	ND	10	ND	10	ND	10	ND	10	ND	10	ND	10	
2-Methylnaphthalene	300	1 J	ND	10	ND	10	ND	10	ND	10	ND	10	ND	10	ND	10	
2-Methylphenol	NA	ND	ND	10	ND	10	ND	10	ND	10	ND	10	ND	10	ND	10	
4-Chloro-3-methylphenol ¹	29700	ND	ND	10	ND	10	ND	10	ND	10	ND	10	ND	10	ND	10	
4-Methylphenol	NA	1 J	ND	10	ND	10	ND	10	ND	10	ND	10	ND	10	ND	10	
Acanaphthene	710	ND	ND	10	ND	10	ND	10	ND	10	ND	10	ND	10	ND	10	
Acanaphthylene	308	ND	ND	10	ND	10	ND	10	ND	10	ND	10	ND	10	ND	10	
Anthracene	309	ND	ND	10	ND	10	ND	10	ND	10	ND	10	ND	10	ND	10	
Carbazole	NA	ND	ND	10	ND	10	ND	10	ND	10	ND	10	ND	10	ND	10	
Chrysene	300	ND	ND	10	ND	10	ND	10	ND	10	ND	10	ND	10	ND	10	
Dibenzofuran	20	ND	ND	10	ND	10	ND	10	ND	10	ND	10	ND	10	ND	10	
Dialkylphthalate	3.4	ND	ND	10	ND	10	ND	10	ND	10	ND	10	ND	10	ND	10	
Fluoranthene	16	ND	ND	10	ND	10	ND	10	ND	10	ND	10	ND	10	ND	10	
Fluorene	300	ND	ND	10	ND	10	ND	10	ND	10	ND	10	ND	10	ND	10	
n-Nitroodiphenylamine	5850	ND	ND	10	ND	10	ND	10	ND	10	ND	10	ND	10	ND	10	
Naphthalene	620	0.9 J	ND	10	ND	10	ND	10	ND	10	ND	10	ND	10	ND	10	
Phenanthrene	4.6	ND	ND	10	ND	10	ND	10	ND	10	ND	10	ND	10	ND	10	
Phenol	2560	ND	ND	10	ND	10	ND	10	ND	10	ND	10	ND	10	ND	10	
Pyrene	300	ND	ND	10	ND	10	ND	10	ND	10	ND	10	ND	10	ND	10	
Di-n-butylphthalate	3.4	ND	ND	10	ND	10	ND	10	ND	10	ND	10	ND	10	ND	10	
Benzofluoranthene	300	ND	ND	10	ND	10	ND	10	ND	10	ND	10	ND	10	ND	10	
Benzofluoranthene	300	ND	ND	10	ND	10	ND	10	ND	10	ND	10	ND	10	ND	10	
Benzofluoranthene	300	ND	ND	10	ND	10	ND	10	ND	10	ND	10	ND	10	ND	10	
Benzofluoranthene	300	ND	ND	10	ND	10	ND	10	ND	10	ND	10	ND	10	ND	10	
Indeno (1,2,3-cd)pyrene	300	ND	ND	10	ND	10	ND	10	ND	10	ND	10	ND	10	ND	10	
Benzofluoranthene	300	ND	ND	10	ND	10	ND	10	ND	10	ND	10	ND	10	ND	10	
benzofluoranthene	360	ND	ND	10	ND	10	ND	10	ND	10	ND	10	ND	10	ND	10	
Total Metals (ug/l)																	
Antimony	500	34.1	ND	5	NO	6.5	ND	3.0	ND	4.3	ND	2	ND	2	ND	5	
Arsenic	36	117	ND	2	ND	2.0	ND	2.0	ND	2.0	ND	2	ND	2	ND	2	
Barium	3.9	228	ND	0.7	34.9	32.4	ND	19	24.3	19	24.3	19	24.3	19	24.3	19	
Beryllium	5.3	4.9	ND	0.2	ND	0.50	ND	1.0	ND	1.0	ND	0.5	ND	0.5	ND	0.2	
Cadmium	9.3	9.9	ND	0.2	ND	0.40	ND	0.60	ND	0.60	ND	1	ND	1	0.51 B		
Chromium	50	146	ND	0.7	ND	0.80	ND	0.50	ND	0.50	ND	0.6	ND	0.6	0.6 B		
Cobalt	3	127	ND	0.7	ND	0.70	2.1	ND	1.75	ND	0.6	0.89 B	1.1 B	1.1 B	1.1 B		
Copper	2.4	241	ND	2	ND	2.0	14.7	ND	8.3	14.7	8.3	14.7	8.3	14.7	8.3		
Iron	1000	2700	305	12	240	414	622	2990	2830	2990	2830	2990	2830	2990	2830		
Lead	8.1	188	ND	1.5	ND	7.8	ND	3.4	2.5 J	ND	2	ND	2	5.5	5.5		
Magnesium	NA	32700	2960	5	3210	3200	J	2990	2830	2990	2830	2990	2830	2990	2830		
Manganese	80	4020	58.3	0.5	ND	330	ND	0.09	ND	0.09	ND	0.2	ND	0.09	ND	0.1	
Mercury	0.025	0.23	ND	0.08	ND	0.80	ND	0.09	ND	0.09	ND	0.2	ND	0.09	ND	0.1	
Nickel	8.2	280	ND	0.7	2.4 J	3.9	J	ND	3.0	1.5 B	4.3 B	0.6	ND	0.6	0.6		
Potassium	NA	8940	ND	480	ND	3300	1870	J	1580	ND	ND	1880	B	1880	B		
Selenium	71	ND	ND	5	ND	5.0	ND	5.0	ND	5.0	ND	5	ND	5	ND	5	
Silver	0.92	12.1	ND	0.6	ND	5.4	ND	2.0	ND	2.0	ND	19.9	B	19.9	B		
Sodium	NA	11600	8010	800	10700	9540	6635	2	2	6290	5990	7800	7800	7800	7800		
Thallium	NA	ND	2	ND	2	ND	2	ND	2	ND	3	ND	3	ND	3	4	
Vanadium	19	107	ND	0.6	ND	1.0	2.4	2	2.4	3	ND	5	ND	5	ND	1	
Zinc	81	88	27.2	5	26.0	50.1	J	ND	18.3	13.4 B	19.9 B	29.2	29.2	29.2	29.2		

TABLE A-1
COMPARISON OF ANALYTICAL RESULTS
QUARTERLY GROUNDWATER MONITORING
McALLISTER POINT LANDFILL
NAVSTA NEWPORT, RHODE ISLAND
PAGE 13 OF 13

NOTES:

1. Ambient Water Quality Criteria (AWQC) from 40 FR 79318, "Quality Criteria for Water", December 1992 (with revisions for metals: May 1995).
Marine chronic values used unless not available, in which case the lowest of a, b, c, d, or e were used as available.
a - AWQC acute freshwater value.
b - AWQC chronic freshwater value.
c - AWQC acute marine value.
d - Ecotox Tier II freshwater value (US EPA, ECO Update, Intermittent Bulletin Volume 3, Number 2, January 1996).
e - Canadian MEQ marine acute value (Environment Canada, The Development of Canadian Marine Environmental Quality (MEQ) Guidelines, 1992).
P - Value is proposed.

2. Criteria presented for Dinitrotoluene. No criteria established for 2,6-Dinitrotoluene.

3. Criteria presented for 4-Chlorophenol. No criteria established for 4-Chloro-3-methylphenol.

4. Criteria presented for Chromium as Chromium +6. No criteria established for Chromium +3 or Chromium (total).

5. Data collected by TRC Environmental Corporation as presented in: "Remedial Investigation, Draft Final Report for McAllister Point Landfill, NETC-Newport, Rhode Island", July 1994.

6. Wells installed and sampled by Foster Wheeler Environmental Corporation (FWENC) as described in: "Operations and Maintenance Manual", May 1997.

J - Value estimated due to exceeding quality control criteria.

B - For organic concentrations, the noted compound was detected in the associated laboratory blank.
For inorganic concentrations, the detected concentration is between the IDL and the CRDL.

NA - AWQC value for contaminant was not available.

ND - Not detected above QL/DL reported by analytical laboratory.

NR - Concentration not reported in summary tables prior to October 1998.

MDL - Method Detection Limit reported by analytical laboratory.

QL/DL - Quantitation Limit (for organics) and Detection Limit (for metals) reported by analytical laboratory.

R - Value was rejected due to exceeding quality control criteria.

Shaded values exceed the indicated AWQC value.

——— - Not analyzed.

Table A-2
 Aqueous Filtered TAL Metals Analysis (ug/L)
 NAVSTA, McAllister Point Landfill, Annual Groundwater Sampling Report (1998)

SAMPLE NUMBER DATE SAMPLED	ML-MHW101R						ML-MHW103R							
	3/21/97	6/25/97	9/10/97	1/8/98	4/16/98	7/15/98	10/22/98	3/21/97	6/24/97	9/11/97	1/8/98	4/16/98	7/15/98	10/22/98
ALUMINUM	NA	NA	15.0 U	NA	NA	NA	NA	NA	NA	15.0 U	NA	NA	NA	NA
ANTIMONY	NA	NA	3.0 U	NA	NA	NA	5 U	NA	NA	3.0 U	NA	NA	NA	NA
ARSENIC	2.3 UJ	2 U	22 U	2 U	2.0 U	2.0 U	2 U	7.8 U	9.4 U	9.1 U	8.8	30.5	9.0 B	115
BARIUM	2.6 U	4 U	3.1 U	10.8 U	1.9 B	1.5 B	1.2 B	19.7 U	22.5	23.2	29.6 U	184 B	17.9 B	217 B
BERYLLIUM	NA	NA	10 U	NA	NA	NA	0.2 U	NA	NA	10 U	NA	NA	NA	0.2 U
CADMIUM	0.44 UJ	0.4 U	0.60 U	0.6 U	1.0 U	1 U	1 U	0.4 U	0.4 U	0.60 U	0.6 U	2.3 B	1.5 B	1.1 B
CALCIUM	NA	NA	7330	NA	NA	NA	0.98 B	NA	NA	28500	NA	NA	NA	NA
CHROMIUM	0.6 U	0.6 U	0.50 UJ	0.5 U	0.8 U	0.60 U	0.98 B	0.98 UJ	0.63 J	0.66 J	0.65 J	3.3 B	1.4 B	0.74 B
COBALT	NA	NA	1.3 U	NA	NA	NA	NA	NA	NA	23.9	NA	NA	NA	NA
COPPER	2 U	2 U	7.5 U	4.2 UJ	2.2 B	3.2 B	2 U	2 U	2 U	5.4 U	4.7 UJ	5.4 B	3.4 B	2 U
IRON	24.8 U	22.1 U	23.2 U	52.5 U	12.2 B	13.2 B	38.2 B	25600	24800	26000	26800	77400	23000	28800
LEAD	2 U	7.2 UJ	2.0 U	2 U	2.0 U	3.5	3.00 U	2 U	2 UJ	2.0 U	2 U	2.0 U	2.0 U	3 U
MAGNESIUM	4590	5530	3920 J	4210	4220 B	2710 B	3750 B	12700	12700	13100 J	13400	19000	11700	13600
MANGANESE	78.3	NA	81.5	NA	NA	NA	NA	1850	NA	1850	NA	NA	NA	NA
MERCURY	0.08 U	0.08 U	0.09 UJ	0.09 U	0.26 U	0.09 U	0.1 U	0.08 U	0.08 U	0.12 U	0.09 U	0.26 U	0.10 U	0.28
NICKEL	NA	NA	7.1	NA	NA	NA	2 B	NA	NA	47.4	NA	NA	NA	6.7
POTASSIUM	3300 U	3300 U	1300 U	1780	4000 U	4000 U	1170 B	3300 U	3300 U	1730 J	2420	13900	4000 U	1180
SELENIUM	5 U	5 U	5.0 UJ	5 U	5.0 U	5 U	5 U	7.7 UJ	7.9 UJ	5.0 UJ	5 U	7.1 B	5.0 U	5 U
SILVER	0.8 UJ	3.9 U	2.0 UJ	2 U	2.0 U	10.8	2 U	0.8 UJ	2.5 U	2.0 UJ	2 U	2.6 B	2.0 U	2 U
SODIUM	27300	33800	25400	27400	30800	20400	25600	33000	31900	32200	32500	51900	31400	29200
THALLIUM	NA	NA	2.0 U	NA	NA	NA	4 U	NA	NA	2.0 U	NA	NA	NA	4 U
VANADIUM	NA	NA	3.1	NA	NA	NA	1 U	NA	NA	9.7	NA	NA	NA	3.7 B
ZINC	10 U	10 J	13.8 U	12.4 U	8.8 B	10.8 B	15 B	13.1	20.9	41.2 U	50.7	9.4 B	42.8	21.1

B - CRDC-reported concentration-DL;
 J - Quantitation is approximate; R - Value is rejected;
 U - Value is not detected; UJ - Detection limit is approximate;
 NS - Not sampled; and NA - Parameter not analyzed.

Table A-2
 Aqueous Filtered TAL Metals Analysis (ug/L)
 NAVSTA, McAllister Point Landfill, Annual Groundwater Sampling Report (1998)

SAMPLE NUMBER DATE SAMPLED	ML-00W1035					ML-00W1045							
	3/7/97	6/26/97	9/11/97	1/6/98	7/15/98	10/23/98	3/28/97	6/25/97	9/11/97	10/98	4/16/98	7/15/98	10/23/98
ALUMINIUM	NA	NA	15.0 U	NA	NA	NS	NA	NA	NA	NS	NA	NA	NA
ANTIMONY	6.4 U	NA	3.0 U	NA	NA	NS	NA	NA	NA	NS	NA	NA	NA
ARSENIC	118	11.8 U	85.5	7.3 B	13.1	NS	17.8	NA	NA	NS	21.0	7.4 B	7.4 B
BARIUM	NA	160	255	19.2 B	157.8	NS	69.9	NA	NA	NS	120 B	125 B	125 B
BERYLLIUM	0.4 U	NA	1.0 U	NA	NA	NS	NA	NA	NA	NS	NA	NA	NA
CADMIUM	0.4 U	0.4 U	0.70 J	1.3 B	1.0 U	NS	0.4 U	NA	NA	NS	3.5 B	1.0 U	1.0 U
CALCIUM	NA	NA	68800	NA	NA	NS	NA	NA	NA	NS	0.6 U	7.0 B	7.0 B
CHROMIUM	2.9 U	3.2	3.0 J	0.6 U	4.8 B	NS	2.0 U	NA	NA	NS	0.6 U	7.0 B	7.0 B
COBALT	NA	NA	38.9	NA	NA	NS	NA	NA	NA	NS	NA	NA	NA
COPPER	2 U	2 U	3.0 U	3.1 B	1.0 U	NS	2 U	NA	NA	NS	7.8 B	1.0 U	1.0 U
IRON	59200	68800	44900	24600	64800	NS	113000	NA	NA	NS	155000	136000	136000
LEAD	2 U	14 UJ	6.0 U	2.0 U	2.0 U	NS	2 U	NA	NA	NS	2.0 U	2.0 U	2 U
MAGNESIUM	15700	18400	21000 J	12600	17100	NS	30800	NA	NA	NS	28700	21800	21800
MANGANESE	12400	NA	6120	NA	NA	NS	1390	NA	NA	NS	NA	NA	NA
MERCURY	0.07 U	0.08 U	0.09 UJ	0.26	0.27 U	NS	0.07 U	NA	NA	NS	0.26 U	0.09 U	0.09 U
NICKEL	NA	NA	253	NA	NA	NS	NA	NA	NA	NS	NA	NA	NA
POTASSIUM	11700	15100 J	16600	4000 U	11800	NS	30000	NA	NA	NS	23200	20800	20800
SELENIUM	12.4 UJ	13.7 U	5.0 UJ	5.0 U	6.0 U	NS	13 UJ	NA	NA	NS	6.4 B	5.0 U	5.0 U
SILVER	0.8 UJ	1.4 UJ	2.0 UJ	2.0 U	2.0 B	NS	0.8 UJ	NA	NA	NS	3.0 B	4.6 B	4.6 B
SODIUM	46200	52400	65800	31400	45200	NS	49200	NA	NA	NS	42400	37700	37700
THALLIUM	NA	NA	4.1	NA	NA	NS	NA	NA	NA	NS	NA	NA	NA
VANADIUM	NA	NA	16.7	NA	NA	NS	NA	NA	NA	NS	NA	NA	NA
ZINC	10. U	10. U	18.9 U	28.7 B	9.5 B	NS	10. U	NA	NA	NS	10.1 B	24.5 B	24.5 B

B - CRDC-reported concentration >IDL;
 J - Quantitation is approximate; R - Value is rejected;
 U - Value is not detected; UJ - Detection limit is approximate;
 NS - Not sampled; and NA - Parameter not analyzed.

Table A-2
 Aqueous Filtered TAL Metals Analysis (ug/L)
 NAVSTA, McAllister Point Landfill, Annual Groundwater Sampling Report (1998)

SAMPLE NUMBER DATE SAMPLED	ML-MW106R					ML-MW105S								
	3/20/98	6/24/97	9/9/97	1/6/98	4/10/98	7/15/98	10/23/98	3/20/97	6/24/97	9/9/97	1/6/98	4/10/98	7/15/98	10/23/98
ALUMINUM	NA	NA	15.0 U	NA	NA	NA	NA	NA	NA	15.0 U	NA	NA	NA	NA
ANTIMONY	NA	NA	3.0 U	NA	NA	NA	NA	NA	NA	3.0 U	NA	NA	NA	NA
ARSENIC	4.4 U	4.1 U	2.7 U	2 U	2.0 U	2.0 U	2 U	4.1 U	7.7 U	3.0 U	3.1 J	4.2 B	3.1 B	3.1 B
BARIUM	4.1 U	2.2 U	2.0 J	1.1 U	1.3 B	1.1 B	1.1 B	2.2	54.1	39.7	35.6 U	3.6	2.6	2.6
BERYLLIUM	NA	NA	1.0 U	NA	NA	NA	NA	NA	NA	1.0 U	NA	NA	NA	NA
CADMIUM	0.4 U	1.1 U	0.6 U	0.6 U	1.0 U	1.0 U	1 U	0.4 U	0.4 U	0.6 U	0.8 U	2.3 B	1.0 U	1 U
CALCIUM	NA	NA	5430	NA	NA	NA	NA	NA	NA	10700	NA	NA	NA	NA
CHROMIUM	0.6 U	0.6 U	0.50 U	0.5 U	0.6 U	0.6 U	0.6 U	1.8 U	0.81 J	0.50 U	0.5 U	1.3 B	5.4 B	5.4 B
COBALT	NA	NA	2.4 U	NA	NA	NA	NA	NA	NA	3.0 U	NA	NA	NA	NA
COPPER	2 U	2 U	5.7 J	3 U	2.6 B	2.3 B	2.3 B	2.3 UJ	2 U	3.0 U	3 U	13.2 B	2.3 B	2.3 B
IRON	133 U	28.3 U	80.0 U	122 U	76.2 B	73.5 B	73.5 B	64.100	13500	13200	11800	114000	83100	83100
LEAD	2 U	17.4 J	2.0 U	2 U	2.0 U	2.0 U	2 U	5.2 J	13.5 J	3.0 U	2 U	2.0 U	2.0 U	2 U
MAGNESIUM	4480	4450	3490 J	3370	3770 B	3460 B	3460 B	13200	5890	4810 J	3960	18600	12900	12900
MANGANESE	191	NA	84.5	NA	NA	NA	NA	370	NA	384	NA	NA	NA	NA
MERCURY	0.07 U	0.08 U	0.13 U	0.09 U	0.26 U	0.18 B	0.18 B	0.07 U	0.08 U	0.09 UJ	0.09 U	0.2 U	0.17 B	0.18 B
NICKEL	NA	NA	9.4	NA	NA	NA	NA	NA	NA	3.7 J	NA	NA	NA	NA
POTASSIUM	3300 U	3300 U	1300 U	1300 U	4000 U	4000 U	4000 U	13500	7500 J	3250	3660	17900	13100	13100
SELENIUM	5 U	5 U	5.0 UJ	6.4 J	5.0 U	5.0 U	5 U	5.4 UJ	5 U	5.0 UJ	5 U	5.0 U	5.0 U	5 U
SILVER	0.8 UJ	3.2 U	2.0 UJ	2 U	2.0 U	2.2 B	2.2 B	0.8 UJ	3.2 U	2.0 UJ	2 U	2.0 U	2.0 U	2 U
SODIUM	9900	10000	9900	6740	8790	7340	7340	22400	13700	11900	9120	24700	19500	19500
THALLIUM	NA	NA	2.0 U	NA	NA	NA	NA	NA	NA	2.0 U	NA	NA	NA	NA
VANADIUM	NA	NA	2.6	NA	NA	NA	NA	NA	NA	4.4	NA	NA	NA	NA
ZINC	13.1 J	10 U	9.0 U	7.8 UJ	9.0 B	7.3 B	7.3 B	12.3 J	29 B	20.0 U	11.2 UJ	44.4	164	164

B - CRDC reported concentration >IDL.
 J - Quantitation is approximate, R - Value is rejected.
 U - Value is not detected, UJ - Detection limit is approximate.
 NS - Not sampled, and NA - Parameter not analyzed.

Table A-2
 Aqueous Filtered TAL Metals Analysis (ug/L)
 NAVSTA, McAllister Point Landfill, Annual Groundwater Sampling Report (1998)

SAMPLE NUMBER DATE SAMPLED	ML-MW107R										ML-MW108R											
	3/19/97	6/24/97	9/09/97	1/8/98	4/16/98	7/16/98	10/22/98	3/20/97	6/25/97	9/10/97	10/09/97	4/16/98	7/16/98	10/22/98	3/19/97	6/24/97	9/10/97	10/09/97	4/16/98	7/16/98	10/22/98	
ALUMINUM	NA	NA	15.0 U	NA	NA	NA	NA	NA	NA	15.0 U	NA	NA	NA	NA	NA	NA	15.0 U	NA	NA	NA	NA	NA
ANTIMONY	341	210	3.0 UJ	216	325	368 B	368 B	622	483	313	313	368 B	368 B	368 B	313	313	313	109	565	522 B	522 B	522 B
ARSENIC	22 U	14.4 U	42.3 J	42.3 U	28.6 B	4.2 B	4.2 B	36.4 U	39.8	332	332	41.8 U	41.8 U	41.8 U	41.8 U	41.8 U	41.8 U	41.8 U	41.2 B	1.1 B	1.1 B	1.1 B
BERYLLIUM	NA	NA	1.0 U	NA	NA	NA	NA	NA	NA	1.0 U	1.0 U	NA	NA	NA	1.0 U	1.0 U	1.0 U	1.0 U	NA	NA	NA	NA
CADMIUM	0.4 U	0.4 U	3.0 J	0.6 U	10.5	4.1 B	4.1 B	0.4 U	0.4 U	0.6 U	0.6 U	0.4 U	0.4 U	0.4 U	0.6 U	0.6 U	0.6 U	0.6 U	2.4 B	0.63 B	0.63 B	0.63 B
CALCIUM	NA	NA	47300	NA	NA	NA	NA	NA	NA	34200	34200	NA	NA	NA	34200	34200	34200	34200	NA	NA	NA	NA
CHROMIUM	3.1 U	1.8	7.7 J	6.9	1.5 B	1.0 U	1.0 U	3.1 U	2.4	1.9 J	1.9 J	1.0 U	1.0 U	1.0 U	1.9 J	1.9 J	1.9 J	1.9 J	0.82 B	1.0 U	1.0 U	1.0 U
COBALT	NA	NA	338	NA	NA	NA	NA	NA	NA	68.9	68.9	NA	NA	NA	68.9	68.9	68.9	68.9	NA	NA	NA	NA
COPPER	78600	56500	120000	11200	67500	2.0 U	2.0 U	14400	11900	8080	8080	2.0 U	2.0 U	2.0 U	8080	8080	8080	8080	11800	10500	10500	10500
LEAD	2 U	12.5 J	2.0 U	2.0 U	2.0 U	8620	8620	2 U	15.7 J	3.9 U	3.9 U	2.0 U	2.0 U	2.0 U	3.9 U	3.9 U	3.9 U	3.9 U	2.0 U	2.0 U	2.0 U	2.0 U
MAGNESIUM	13000	8070	15900 J	16300	9460	0.09 U	0.09 U	40900	44700	37100 J	37100 J	0.09 U	0.09 U	0.09 U	37100 J	37100 J	37100 J	37100 J	36800	0.09 U	0.09 U	0.09 U
MANGANESE	10700	NA	17900	NA	NA	NA	NA	3680	NA	3630	3630	NA	NA	NA	3630	3630	3630	3630	NA	NA	NA	NA
MERCURY	0.07 U	0.08 U	0.09 UJ	0.09 U	0.2 U	9330	9330	0.07 U	0.08 U	0.08 UJ	0.08 UJ	0.07 U	0.07 U	0.07 U	0.08 UJ	0.08 UJ	0.08 UJ	0.08 UJ	0.2 U	4000 U	4000 U	4000 U
NICKEL	NA	NA	62.9	NA	NA	NA	NA	NA	NA	64.0	64.0	NA	NA	NA	64.0	64.0	64.0	64.0	0.2 U	NA	NA	NA
POTASSIUM	13700	8790 J	15700	14500	11300	5.0 U	5.0 U	87400	85600 U	76900	76900	5.0 U	5.0 U	5.0 U	76900	76900	76900	76900	40000 U	5.0 U	5.0 U	5.0 U
SELENIUM	20.5 U	9.1 UJ	5.0 UJ	21.3	5.1 B	2.0 U	2.0 U	14.8 UJ	5 U	5.0 UJ	5.0 UJ	2.0 U	2.0 U	2.0 U	5.0 UJ	5.0 UJ	5.0 UJ	5.0 UJ	5.0 U	45.5	45.5	45.5
SILVER	0.8 UJ	1.5 UJ	2.0 UJ	2 U	3.6 B	14700	14700	0.8 UJ	2 U	2.0 UJ	2.0 UJ	0.8 UJ	0.8 UJ	0.8 UJ	2.0 UJ	2.0 UJ	2.0 UJ	2.0 UJ	2 U	166000	166000	166000
SODIUM	25500	18700	26500	27300	16000	7.3 B	7.3 B	199000	204000	182000	182000	7.3 B	7.3 B	7.3 B	182000	182000	182000	182000	193000	10.1 B	10.1 B	10.1 B
THALLIUM	NA	NA	11.6 J	NA	NA	NA	NA	NA	NA	2.0 U	2.0 U	NA	NA	NA	2.0 U	2.0 U	2.0 U	2.0 U	NA	NA	NA	NA
VANADIUM	NA	NA	12.4 J	NA	NA	NA	NA	NA	NA	25.3	25.3	NA	NA	NA	25.3	25.3	25.3	25.3	NA	NA	NA	NA
ZINC	21.1	13.9 J	57.0 J	36.7 U	10.5 B	NA	NA	10 U	14.3 J	9.4 U	9.4 U	10 U	10 U	10 U	9.4 U	9.4 U	9.4 U	9.4 U	14.9 B	NA	NA	NA

B - CRDC-reported concentration > DL;
 J - Quantitation is approximate; R - Value is rejected;
 U - Value is not detected; UJ - Detection limit is approximate.
 NS - Not sampled, and NA - Parameter not analyzed.

Table A-2
 Aqueous Filtered TAL Metals Analysis (ug/L)
 NAVSTA, McAllister Point Landfill, Annual Groundwater Sampling Report (1998)

SAMPLE NUMBER DATE SAMPLED	ML-WW1119							ML-WW1125						
	3/20/97	6/7/97	9/10/97	1/6/98	4/16/98	7/16/98	10/22/98	3/20/97	6/7/97	9/10/97	1/6/98	4/16/98	7/16/98	10/22/98
ALUMINUM	NA	NA	15.0 U	NA	NA	NA	NA	NA	NA	15.0 U	NA	NA	NA	NA
ANTIMONY	NA	NA	3.0 U	NA	NA	NA	NA	NA	NA	3.0 U	NA	NA	NA	NA
ARSENIC	709	103	117	109	879	84.4	84.4	17.7	283	276	283	143	199	199
BARIUM	702	53.7	54.7	54.2 U	37.8 B	30.6 B	30.6 B	22.8 U	35	209	332 U	22.5 B	61.4 B	61.4 B
BERYLLIUM	NA	NA	1.0 U	NA	NA	NA	NA	1.0 U	NA	1.0 U	NA	NA	NA	NA
CADMIUM	0.4 UJ	0.4 U	0.60 U	0.6 U	2.7 B	1.2 B	1.2 B	0.4 U	0.4 U	0.60 U	0.6 U	1.4 B	2.2 B	2.2 B
CALCIUM	NA	NA	146000	NA	NA	NA	NA	0.6 U	NA	6330	0.5 U	NA	NA	NA
CHROMIUM	28 U	1.2	92 J	0.5 U	0.6 U	0.60 U	0.60 U	0.6 U	0.6 U	37	0.5 U	0.6 U	4.1 B	4.1 B
COBALT	NA	NA	12.4	NA	NA	NA	NA	NA	NA	7.9 U	NA	NA	NA	NA
COPPER	2 U	2 U	13.8 U	4.8 UJ	1.0 U	1.0 U	1.0 U	2 U	2 U	20500	5.8 UJ	2.5 B	2.5 B	2.5 B
IRON	3300	3420	3180	2780	1530	1390	1390	20500	23000	22000	19700	23800	57700	57700
LEAD	61600	89100	58700 J	52100	37800	34200	34200	3240	3510	2880 J	2 U	2 U	2 U	2 U
MAGNESIUM	2770	NA	2120	NA	NA	NA	NA	501	NA	484	NA	NA	NA	NA
MANGANESE	0.07 U	0.08 U	0.09 UJ	0.09 U	0.2 U	0.09 B	0.09 B	0.07 U	0.08 U	0.08 UJ	0.09 U	0.2 U	0.09 B	0.09 B
MERCURY	NA	NA	5.2 J	NA	NA	NA	NA	NA	NA	5.5 J	NA	NA	NA	NA
NICKEL	40900	24000 J	21400	25200	31300	32900	32900	3300 U	4120 J	2780	1940	4000 U	4000 U	4000 U
POTASSIUM	9.3 UJ	5 U	8.3 J	5 U	5.0 U	5.0 U	5.0 U	6.4 UJ	5 U	6.0 UJ	5 U	5.0 U	5.0 U	5.0 U
SELENIUM	0.8 UJ	0.83 UJ	2.0 UJ	2 U	2.0 U	51.5	51.5	0.9 UJ	3.7 U	2.0 UJ	2 U	2.0 U	36.7	36.7
SILVER	236000	197000	207000	212000	212000	180000	180000	10400	10600	9410	8800	10000	11000	11000
SODIUM	NA	NA	NA	NA	NA	NA	NA	NA	NA	2.0 U	NA	NA	NA	NA
THALLIUM	NA	NA	35.6	NA	NA	NA	NA	NA	NA	2.9	NA	NA	NA	NA
VANADIUM	10 U	10 U	7.4 U	7 UJ	4.8 B	4.0 B	4.0 B	20.3	15.3 J	13.5 U	12.7 U	21.0 B	41.4	41.4
ZINC	NA	NA	NA	NA	NA	NA	NA	NA	NA	NA	NA	NA	NA	NA

B - CRDC reported concentration >IDL
 J - Quantitation is approximate; R - Value is rejected;
 U - Value is not detected; UJ - Detection limit is approximate;
 NS - Not sampled; and NA - Parameter not analyzed

Table A-2
 Aqueous Filtered TAL Metals Analysis (ug/L)
 NAVSTA, McAllister Point Landfill, Annual Groundwater Sampling Report (1998)

SAMPLE NUMBER DATE SAMPLED	ML-AMW1135									
	3/20/97	6/24/97	6/29/97	1/8/98	4/16/98	7/16/98	10/22/98			
ALUMINIUM	NA	NA	150 U	NA	NA	NA	NA			
ANTIMONY	NA	NA	30 U	NA	NA	NA	NA			
ARSENIC	2 U	42	26 U	2 U	27 B	20 U	20 U			
BARIUM	81 U	378	102	16 U	32 B	80 B	80 B			
BERYLLIUM	NA	NA	10 U	NA	NA	NA	NA			
CADMIUM	0.4 U	0.48 U	0.60 U	0.6 U	1.0 U	1.0 B	1.0 B			
CALCIUM	NA	NA	6040	NA	NA	NA	NA			
CHROMIUM	0.6 U	0.6 U	0.50 U	0.5 U	0.6 U	0.60 U	0.60 U			
COBALT	NA	NA	1.9 J	NA	NA	NA	NA			
COPPER	8.7 U	2 U	6.7 U	6.9 U	7.9 B	5.7 B	5.7 B			
IRON	214 U	3430	278	508	152 B	1590	1590			
LEAD	5.4 J	13.4 J	3.5 U	2 U	2.0 U	8.7	8.7			
MAGNESIUM	3080	3450	3020 J	2790	2640 B	2280 B	2280 B			
MANGANESE	61.6	NA	123	NA	NA	NA	NA			
MERCURY	0.07 U	0.08 U	0.09 UJ	0.09 U	0.2 U	0.09 U	0.09 U			
NICKEL	NA	NA	NA	NA	NA	NA	NA			
POTASSIUM	3300 U	3300 U	1730 J	1970	4000 U	4000 U	4000 U			
SELENIUM	5 U	5 U	50 UJ	5 U	5.0 U	5.0 U	5.0 U			
SILVER	0.8 UJ	4 U	20 UJ	2 U	2.0 U	65 B	65 B			
SODIUM	8100	10900	8630	6200	7970	30 U	30 U			
THALLIUM	NA	NA	20 U	NA	NA	NA	NA			
VANADIUM	NA	NA	8.1	NA	NA	NA	NA			
ZINC	46.3	27.8 J	38.8 U	17.1	10.8 B	26.1 B	25.1 B			

B - CRDC-reported concentration<IDL;
 J - Quantitation is approximate; R - Value is rejected;
 U - Value is not detected; UJ - Detection limit is approximate;
 NS - Not sampled; and NA - Parameter not analyzed.

Table A-3
 Aqueous Wet Chemistry and TPH Analyses (ug/L)
 NAVSTA, McAllister Point Landfill, Annual Groundwater Sampling Report (1998)

SAMPLE NUMBER	ML-MW101R										ML-MW103R				
	3/21/97	6/25/97	9/10/97	1/8/98	4/16/98	7/16/98	10/22/98	3/21/97	6/25/97	9/11/97	1/8/98	4/16/98	7/16/98	10/22/98	
ALKALINITY, AS CaCO3	10 U	10	11	17	10 U	11	13	130	150	150	130	140	150	120	
AMMONIA	0.3 J	0.1	0.1 U	0.1 U	0.1 U	0.1 U	0.1 U	0.1 U	0.1 U	0.1 U	0.1 U	0.2	0.4	0.1 U	
CHLORIDE	8 U	70	55	58	64	56	52	8 U	70	9	72	76	50	110	
COD	61 U	8 U	8 U	8 U	27 U	8 U	27 U	8 U	6 U	8	8 U	27 U	8 U	27 U	
CONDUCTIVITY	240	281	304 J	349	250	262	258	270	590	581 J	549	447	541	547	
FLUORIDE	1 U	1 U	0.07 J	0.2	0.13	0.2	0.19	1 U	1 U	0.37 J	0.2	0.16	0.23	0.25	
NITRATE/NITRITE	2 J	21	3.5	2.6	2.2	1.5	1.2	0.03 UJ	0.08 U	8 U	0.08 U	0.8 U	0.08 U	0.08 U	
PH	5.5	5.4 J	5.4	5.6	5.4	5.53	5.5	6	6.1 J	5.9	6	6.2	6.1	6.1	
PHENOLS	0.1 U	0.1 U	0.1 U	0.1 U	0.1 U	0.1 U	0.1 U	0.1 U	0.1 U	0.1 U	0.1 U	0.1 U	0.1 U	0.1 U	
SULFATES	12	11	13	17	19	17	20	38	39	35	38	39	37	44	
TOC	1 U	1 U	6	1 U	3.1	2.5	1.7	1	2.3	8	1.7	10	28	4.5	
TPH	1 U	0.2	1.0 U	1 U	NA	0.5 U	0.5	1 U	2.3	10.0 U	1 U	NA	0.5 U	0.5 U	
TURBIDITY	0.3	1 U	0.1 J	0.1	0.1 U	0.1 U	0.4	7.5	1 U	5.0 J	1	0.16	4	3.5	

J - Quantitation is approximate, R - Value is rejected,
 U - Value is not detected; UJ - Detection limit is approximate, and
 ----- - Not Sampled

Table A-3
 Aqueous Wet Chemistry and TPH Analyses (ug/L)
 NAVSTA, McAllister Point Landfill, Annual Groundwater Sampling Report (1998)

SAMPLE NUMBER	ML-MW1033										ML-MW1048				
	3/21/97	6/26/97	9/11/97	12/9/97	4/16/98	7/16/98	10/22/98	3/20/97	6/25/97	9/11/97	12/9/97	4/16/98	7/16/98	10/22/98	
ALKALINITY AS CaCO3	300	360	360	86	400	490	480	560			NS	570	700	NS	
AMMONIA	8.4	9.5 J	13	16	16	12	0.2	47			NS	48	42	NS	
CHLORIDE	49	44 J	110	120	78	60	100	81			NS	65	45	NS	
COD	91 U	28	96	81	210	120	163	110			NS	160	120	NS	
CONDUCTIVITY	620	1025	1000 J	1110	590	952	NS	1700			NS	837	1120	NS	
FLUORIDE	1 U	1.4	0.31 J	0.48	0.25	0.4	NS	1			NS	0.17 U	0.33	NS	
NITRATE/NITRITE	0.03 UJ	0.23 J	8 U	0.08 U	0.8 U	0.8 U	NS	0.03			NS	0.8 U	0.8 U	NS	
PH	6	6.1 J	6.8	NA	8.2	6.2	6.1	6.3			NS	6.4	6.4	NS	
PHENOLS	0.1 U	0.1 U	0.1 U	0.1 U	0.3	0.1	0.1 U	0.1			NS	0.1	0.1	NS	
SULFATES	6 U	6 U	6 U	6 U	7 U	25 U	NS	6			NS	76	25 U	NS	
TOC	17	18	51	27.7	65	97	NS	28			NS	98	95	NS	
TPH	1 U	25	1.0 U	1 U	NA	0.5 U	6.8	1			NS	NA	0.5 U	NS	
TURBIDITY	23	1 U	90 J	40	9	30	NS	180			NS	24	420	NS	

J - Quantitation is approximate, R - Value is rejected,
 U - Value is not detected, UJ - Detection limit is approximate, and
 - - - - - Not Sampled.

Table A-3
 Aqueous Wet Chemistry and TPH Analyses (ug/L)
 NAVSTA, McAllister Point Landfill, Annual Groundwater Sampling Report (1998)

SAMPLE NUMBER	ML-MW1068										ML-MW1055											
	3/20/97	6/24/97	9/9/97	1/8/98	4/16/98	7/16/98	10/22/98	3/20/97	6/24/97	9/9/97	1/8/98	4/16/98	7/16/98	10/22/98	3/20/97	6/24/97	9/9/97	1/8/98	4/16/98	7/16/98	10/22/98	
DATE SAMPLED	22	25	24	25	24	19	24	200	61	60	62	320	500	170								
AMMONIA	0.1 U	0.1 J	0.1 U	0.1 U	0.1 U	0.2 U	0.1 U	14	7.5	2.8	3.4	32	26	0.1 U								
CHLORIDE	8 U	19	18	17	18	13	14	43	24	90	15	28	30 U	21								
COD	13 U	8 U	6 U	6 U	27 U	8 U	27 U	32 U	8	12	12	120	110	64								
CONDUCTIVITY	150	134	147 J	136	148	152	145	650	284	277	238	578	857	545								
FLUORIDE	1 U	0.1 U	0.11 J	0.12	0.16	0.28	0.26	1 U	0.1 U	0.12	0.18	0.25	0.32	0.13								
NITRATE/NITRITE	0.93 J	1	12	0.91	1.3	1.4	0.97	0.44 J	0.49	16	0.45	0.8 U	0.8 U	4 U								
PH	6.1	5.9	6.0	6	5.9	6	6	6.6	6.3	6.2	6.1	6.8	6.6	6.4								
PHENOLS	0.1 U	0.1 U	0.1 U	0.1 U	0.1 U	0.1 U	0.1 U	0.1 U	0.1 U	0.1 U	0.1 U	0.1 U	0.1 U	0.1 U								
SULFATES	12	9	10	11	13	12	14	6 U	12	15	17	7 U	25 U	22								
TOC	2	1 U	5 U	1 U	1.5	24	1	13	5	29	54	1	91	22								
TPH	1 U	0.72 J	1.0 U	1 U	NA	0.5	0.5 U	1 U	6.8	1.0 U	1 U	NA	0.5 U	0.5 U								
TURBIDITY	0.52	1 U	1 UR	1	0.13	2.5	48	130 J	1 U	6.0	20	0.1	180	48								

J - Quantitation is approximate; R - Value is rejected;
 U - Value is not detected; UJ - Detection limit is approximate; and
 - - - - - Not Sampled.

Table A-3
 Aqueous Wet Chemistry and TPH Analyses (ug/L)
 NAVSTA, McAllister Point Landfill, Annual Groundwater Sampling Report (1998)

SAMPLE NUMBER	ML-NW107R										ML-NW108R				
	3/19/97	6/24/97	9/9/97	1/8/98	4/16/98	7/15/98	10/22/98	3/20/97	6/25/97	9/10/97	1/8/98	4/16/98	7/15/98	10/22/98	
ALKALINITY, AS CaCO3	170	110	270	270	210	220	90	760	770	730	770	150	820	740	
AMMONIA	9.2	0.2	13	13	13	8	0.1 U	63	73	63	62	77	74	0.1 U	
CHLORIDE	29	50	3 U	48	31	30 U	20 U	47	170	150	200	140	170	160	
COD	52 U	8 U	39	31	27 U	8 U	27 U	180 U	8 U	44	31	48	41	29	
CONDUCTIVITY	960	616	966 J	748	490	502	551	1400	2031	1870 J	1920	1200	1820	1740	
FLUORIDE	1 U	1 U	0.33 J	0.36	0.23	0.31	0.27	1 U	2.4	0.45 J	0.54	0.47	0.51	0.57	
NITRATE/NITRITE	0.03 UJ	0.08 U	15	0.4 U	0.8 U	0.8 U	0.8 U	0.04 J	0.8 U	0.42	0.65	0.8 U	0.8 U	0.77	
PH	6.3	6.3	5.7	6.2	6.3	6.3	5.8	6.6	6.6 J	6.6	6.8	6.7	6.81	6.7	
PHENOLS	0.1 U	0.1 U	0.1 U	0.1 U	0.1 U	0.1 U	0.1 U	0.1 U	0.1 U	0.1 U	0.1 U	0.1 U	0.1 U	0.1 U	
SULFATES	55	43	210	200	68	25 U	72	6 U	6 U	210	6 U	7 U	14 U	14 U	
TOC	6.23	3.7	20	8.4	9.3	45	10	16	15	141	14.1	24	34	24	
TPH	1 U	28	1.0 U	1 U	NA	0.5 U	0.5 U	1 U	37	1.0 U	1 U	NA	0.5 U	0.5 U	
TURBIDITY	95	1 U	40 J	30	6.2	62	20	60	1 U	30 J	30	4.5	75	50	

J - Quantitation is approximate; R - Value is rejected;
 U - Value is not detected; UJ - Detection limit is approximate; and
 - - - - - Not Sampled.

Table A-3
 Aqueous Wet Chemistry and TPH Analyses (ug/L)
 NAVSTA, McAllister Point Landfill, Annual Groundwater Sampling Report (1998)

SAMPLE NUMBER	ML-MW111R										ML-MW112S					
	3/21/97	6/26/97	9/10/97	1/8/98	4/16/98	7/15/98	10/22/98	3/20/97	8/24/97	9/9/97	1/8/98	4/16/98	7/15/98	10/22/98		
ALKALINITY AS CaCO3	250	200 J	230	230	300	370	400	39	4.8	52	37	45	160	46		
AMMONIA	13	0.8 J	12	13	23	20	0.1 U	0.7	1.2	0.7	0.1 U	1.2	0.1 U	0.1 U		
CHLORIDE	24	590	560	490	500	440	440	11	22	19	19	21	20	15		
COD	3 U	8 U	16	8 U	27 U	28	42	15 U	8 U	10	9	27 U	61	27 U		
CONDUCTIVITY	2700	2174	1980 J	1970	1260	1660	1630	220	174	164 J	150	190	355	176		
FLUORIDE	1 U	2.5	0.48 J	0.56	0.61	0.65	0.75	1 U	1 U	0.44 J	0.15	0.12	0.26	0.22		
NITRATE/NITRITE	0.03 UJ	0.08 U	0.08 U	0.08 U	0.08 U	0.08 U	0.08 U	0.53 J	0.8 UJ	8 U	0.19	0.8 U	0.8 U	0.8 U		
PH	7.2	7 J	7.0	6	7.3	7.39	7.6	6.3	6.3 J	6.5	6.1	6.2	6.42	6.2		
PHENOLS	0.1 U	0.1 U	0.1 U	0.1 U	0.1 U	0.1 U	0.1 U	0.1 U	0.1 U	0.1 U	0.1 U	0.1 U	0.1 U	0.1 U		
SULFATES	66	85 J	80	79	34	31	11	6 U	92	6 U	11	13	25 U	13		
TOC	9	6.2	8	4.3	12	31	14	3	2.9	9.32	4	8.2	46	5.2		
TPH	1 U	23	1.0 U	1 U	NA	0.5 U	0.5 U	1 U	22	1.0 U	1 U	NA	0.5 U	0.5 U		
TURBIDITY	27	2	20 J	20	1.44	20	11	5.7	1 U	30 J	20	6	300	8		

J - Quantitation is approximate; R - Value is rejected.
 U - Value is not detected; UJ - Detection limit is approximate, and
 - - - - - Not Sampled

Table A-3
 Aqueous Wet Chemistry and TPH Analyses (ug/L)
 NAVSTA, McAllister Point Landfill, Annual Groundwater Sampling Report (1998)

SAMPLE NUMBER	ML-NW1135									
	3/20/97	6/24/97	9/9/97	1/8/98	4/16/98	7/15/98	10/22/98			
ALKALINITY/AS CaCO3	20	29	22	23	21	25	21			
AMMONIA	0.1 U	0.6	0.2	0.1 U	0.1 U	0.1 U	0.1 U			
CHLORIDE	19	18	20	15	17	14	14			
COD	12 U	8 U	8 U	8 U	27 U	8 U	27 U			
CONDUCTIVITY	140	126	151 J	126	154	153	148			
FLUORIDE	1 U	0.1 U	0.23 J	0.14	0.26	0.17	0.22			
NITRATE/NITRITE	0.19 J	1.3 J	0.87	0.84	1.4	4.9	0.65			
PH	5.9	5.9	6.1	5.8	5.9	5.87	5.9			
PHENOLS	0.1 U	0.1 U	0.1 U	0.1 U	0.1 U	0.1 U	0.1 U			
SULFATES	12	11	11	12	12	12	13			
TOC	1 U	1.4	5 U	1 U	4.5	16	3			
TPH	1 U	2.7	1.0 U	1 U	NA	0.5 U	18			
TURBIDITY	0.35	1 U	1 UR	0.8	0.15	5	1.8			

J - Quantitation is approximate; R - Value is rejected;
 U - Value is not detected; UJ - Detection limit is approximate; and
 - - - Not Sampled

TABLE A-4
SUMMARY OF ANALYTICAL PARAMETERS
VOLATILE ORGANIC COMPOUNDS
McALLISTER POINT LANDFILL
NAVSTA NEWPORT RHODE ISLAND
PAGE 1 OF 3

COMPOUND	QD/QL	AWQC	COMMENTS
Chloromethane	5	NA	
Bromomethane	5	NA	
Vinyl chloride	5	NA	
Chloroethane	5	NA	
Methylene chloride	5	NA	
Acetone	5	NA	
Carbon disulfide	5	NA	
1,1-Dichloroethene	5	NA	
1,1-Dichloroethane	5	NA	
1,2-Dichloroethene (total)	10	11600	
Chloroform	5	NA	
1,2-Dichloroethane	5	NA	
2-Butanone	5	NA	No analysis completed for 3/97 sampling event.
Methyl ethyl ketone	5	NA	
1,1,1-Trichloroethane	5	31200	
Carbon tetrachloride	5	NA	
Bromodichloromethane	5	NA	
1,2-Dichloropropane	5	NA	
Cis-1,3-dichloropropene	5	NA	
Trichloroethene	5	NA	
Dibromochloromethane	5	NA	
1,1,2-Trichloroethane	5	NA	
Benzene	5	700	
Trans-1,3-dichloropropene	5	NA	
Bromoform	5	NA	
4-Methyl-2-pentanone	5	NA	
2-Hexanone	5	NA	
Tetrachloroethene	5	NA	
1,1,1,2-Tetrachloroethane	5	2000	
Toluene	5	5000	
Chlorobenzene	5	129	
Ethylbenzene	5	430	
Styrene	5	NA	
Xylene (total)	5	1.8	
Vinyl acetate	5	NA	
1,2,4-Trimethylbenzene	5	NA	Analysis for Sept-97 and Oct-98 samples only
1,3,5-Trimethylbenzene	5	NA	Analysis for Sept-97 and Oct-98 samples only
n-Butylbenzene	5	NA	Analysis for Sept-97 and Oct-98 samples only
sec-Butylbenzene	5	NA	Analysis for Sept-97 and Oct-98 samples only
4-Isopropyltoluene	5	NA	Analysis for Sept-97 and Oct-98 samples only

TABLE A-4
SUMMARY OF ANALYTICAL PARAMETERS
SEMI-VOLATILE ORGANIC COMPOUNDS
McALLISTER POINT LANDFILL
NAVSTA NEWPORT RHODE ISLAND
PAGE 2 OF 3

COMPOUND	QL/DL	AWQC	COMMENTS
n-Nitrosodimethylamine	10	NA	
Pyridine	10	NA	
Aniline	10	NA	
Phenol	10	2560	
bis (2-Chloroethyl) Ether	10	NA	
2-Chlorophenol	10	4380	
1,3-Dichlorobenzene	10	129	
1,4-Dichlorobenzene	10	129	
Benzyl Alcohol	10	NA	
1,2-Dichlorobenzene	10	129	
2-Methylphenol	10	NA	
bis(2-chloroisopropyl)ether	10	NA	
2,2'-oxybis(1-Chloropropane)	10	NA	
4-Methylphenol	10	NA	
N-Nitroso-di-n-propylamine	10	NA	
Hexachloroethane	10	NA	
Nitrobenzene	10	NA	
Isophorone	10	NA	
2-Nitrophenol	10	NA	
2,4-Dimethylphenol	10	2120	
bis(2-Chloroethoxy) methane	10	NA	
Benzoic Acid	10	NA	
2,4-Dichlorophenol	10	NA	
1,2,4-Trichlorobenzene	10	NA	
Naphthalene	10	620	
4-Chloroaniline	10	NA	
Hexachlorobutadiene	10	NA	
4-Chloro-3-Methylphenol	10	29700	
2-Methylnaphthalene	10	300	
Hexachlorocyclopentadiene	10	NA	
2,4,6-Trichlorophenol	10	NA	
2,4,5-Trichlorophenol	10	NA	
2-Chloronaphthalene	10	NA	
2-Nitroaniline	10	NA	
Dimethylphthalate	10	NA	
Acenaphthylene	10	300	
2,6-Dinitrotoluene	10	370	
3-Nitroaniline	10	NA	
Acenaphthene	10	710	
2,4-Dinitrophenol	10	NA	
4-Nitrophenol	10	NA	
Dibenzofuran	10	20	
2,4-Dinitrotoluene	10	NA	
Diethylphthalate	10	3.4	
4-Chlorophenyl-phenylether	10	NA	
Fluorene	10	300	
4-Nitroaniline	10	NA	
4,6-Dinitro-2-methylphenol	10	NA	
N-nitrosodiphenylamine	10	3850	
Azobenzene	10	NA	
4-Bromophenyl-phenylether	10	NA	
Hexachlorobenzene	10	NA	
Pentachlorophenol	10	NA	
Phenanthrene	10	4.6	
Anthracene	10	300	
Carbazole	10	NA	
Di-n-butylphthalate	10	3.4	
Fluoranthene	10	16	
Benzidine	10	NA	
Pyrene	10	300	
Butylbenzylphthalate	10	NA	
3,3'-Dichlorobenzidine	10	NA	
Benzo(a)anthracene	10	300	
Chrysene	10	300	
bis (2-Ethylhexyl) phthalate	10	380	
Di-n-octylphthalate	10	NA	
Benzo(b)fluoranthene	10	300	
Benzo(k)fluoranthene	10	300	
Benzo(a)pyrene	10	300	
Indeno(1,2,3-cd)pyrene	10	300	
Dibenz(a,h)anthracene	10	NA	
Benzo(g,h,i)perylene	10	300	

Click here to go to Appendix A Figures

TABLE A-3
 SUMMARY OF ANALYTICAL PARAMETERS
 TOTAL AND DISSOLVED METALS
 McALLISTER POINT LANDFILL
 NAVSTA NEWPORT RHODE ISLAND
 PAGE 3 OF 3

METALS	AWQC	COMMENTS
Total		
Antimony	500	
Arsenic	36	
Barium	3.9	
Beryllium	5.3	
Cadmium	9.3	
Chromium	50	
Cobalt	3	
Copper	2.4	
Iron	1000	
Lead	8.1	
Magnesium	NA	
Manganese	80	
Mercury	0.025	
Nickel	8.2	
Potassium	NA	
Selenium	71	
Silver	0.92	
Sodium	NA	
Thallium	NA	
Vanadium	19	
Zinc	81	
Dissolved		
Arsenic	36	
Barium	3.9	
Cadmium	9.3	
Chromium	50	
Copper	2.4	
Iron	1000	
Lead	8.1	
Magnesium	NA	
Manganese	80	
Mercury	0.025	
Potassium	NA	
Selenium	71	
Silver	0.92	
Sodium	NA	
Zinc	81	

BOLD - Indicates analyte identified on O&M Plan.

NA - AWQC value for contaminant was not available.

AWQC - Concentrations in parts-per-billion.

QL/DL - Quantitation limit (for organics) and Detection limit (for metals) in ug/kg, reported by laboratory.

[Click here to return to main document and Bookmarks](#)

Figure A-1
MW-103S; Total Volatile Organic Compounds and Xylene

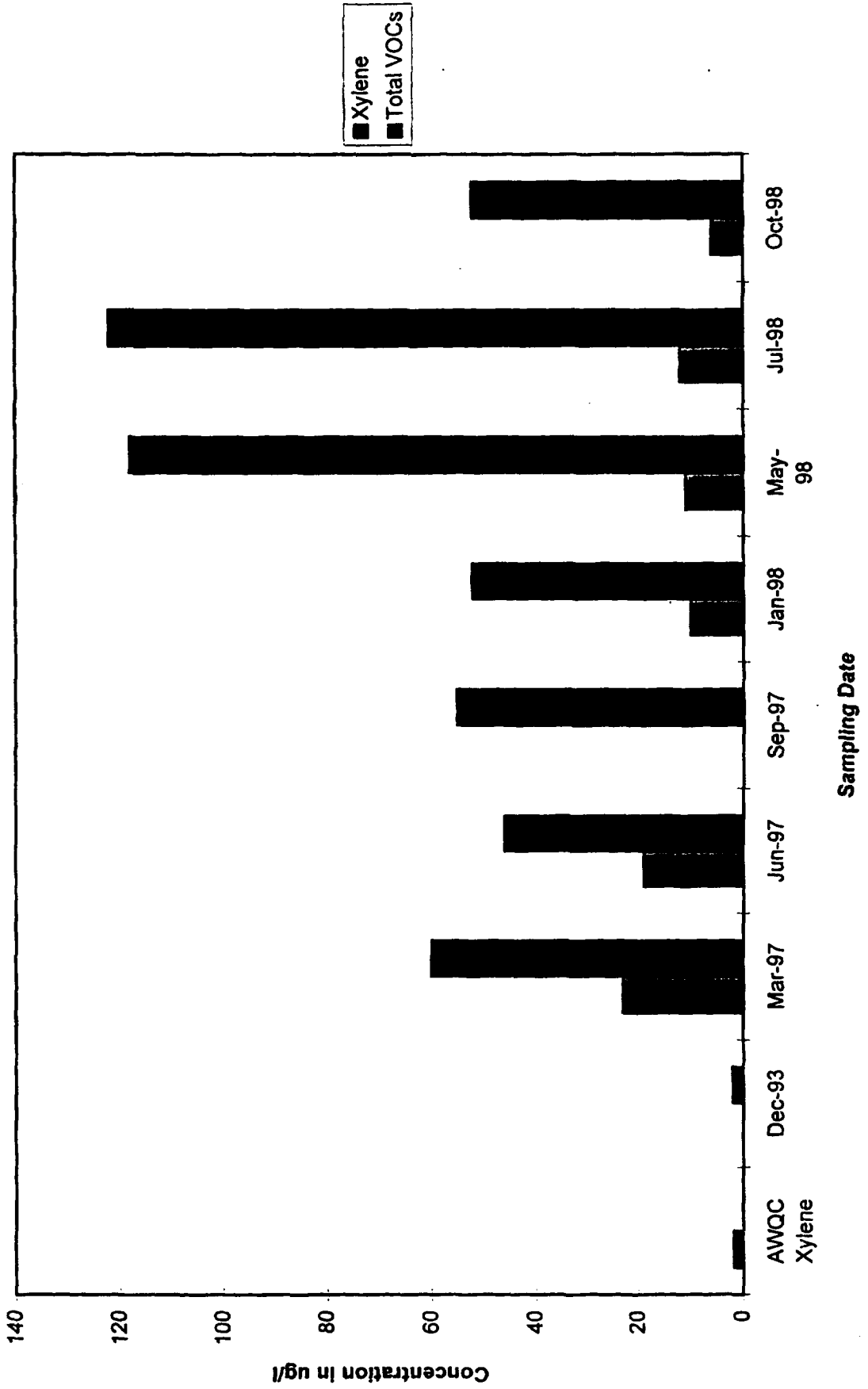


Figure A-2
MW-104S; Total Volatile Organic Compounds and Xylene

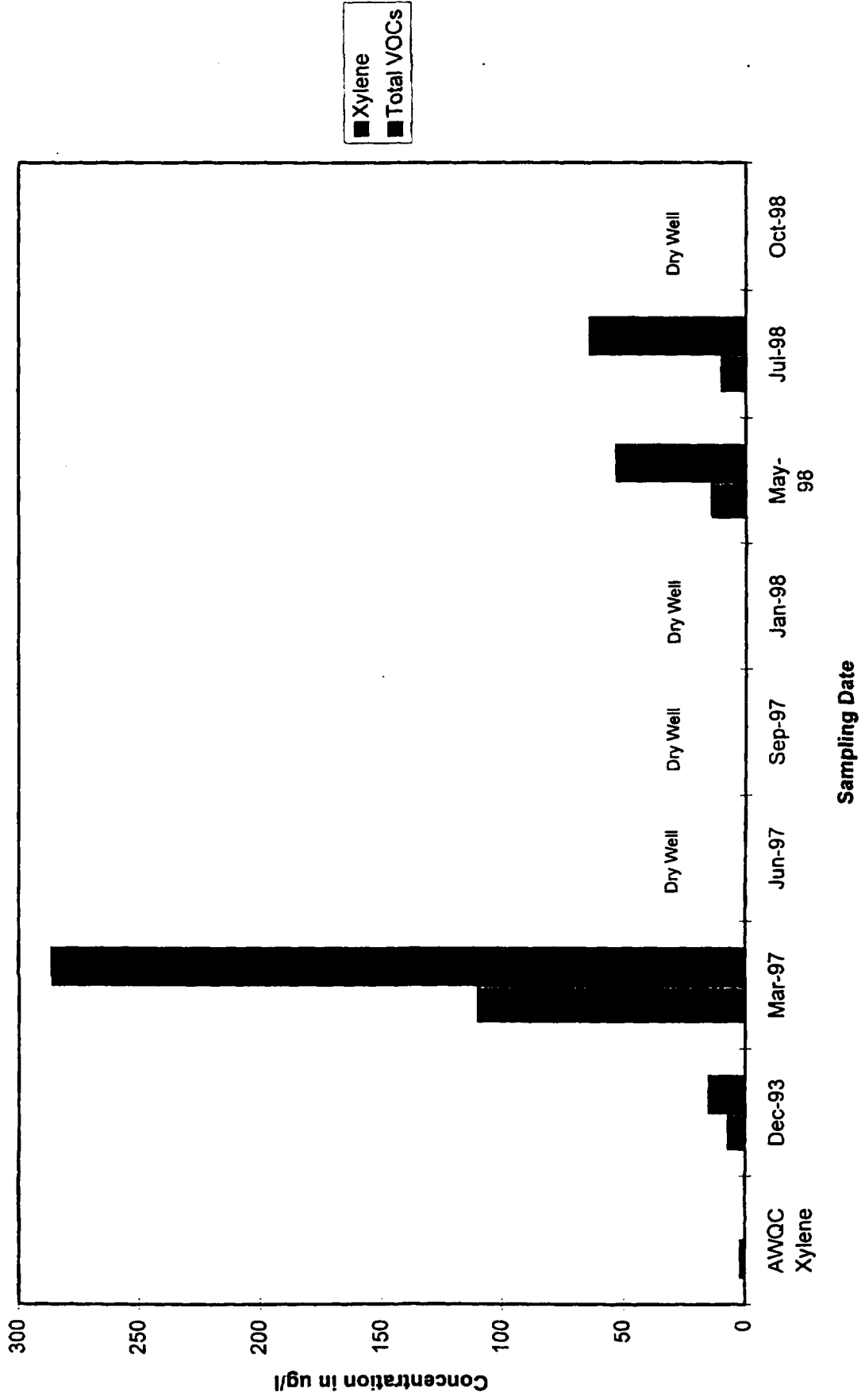


Figure A-3
MW-105S; Total Volatile Organic Compounds and Xylene

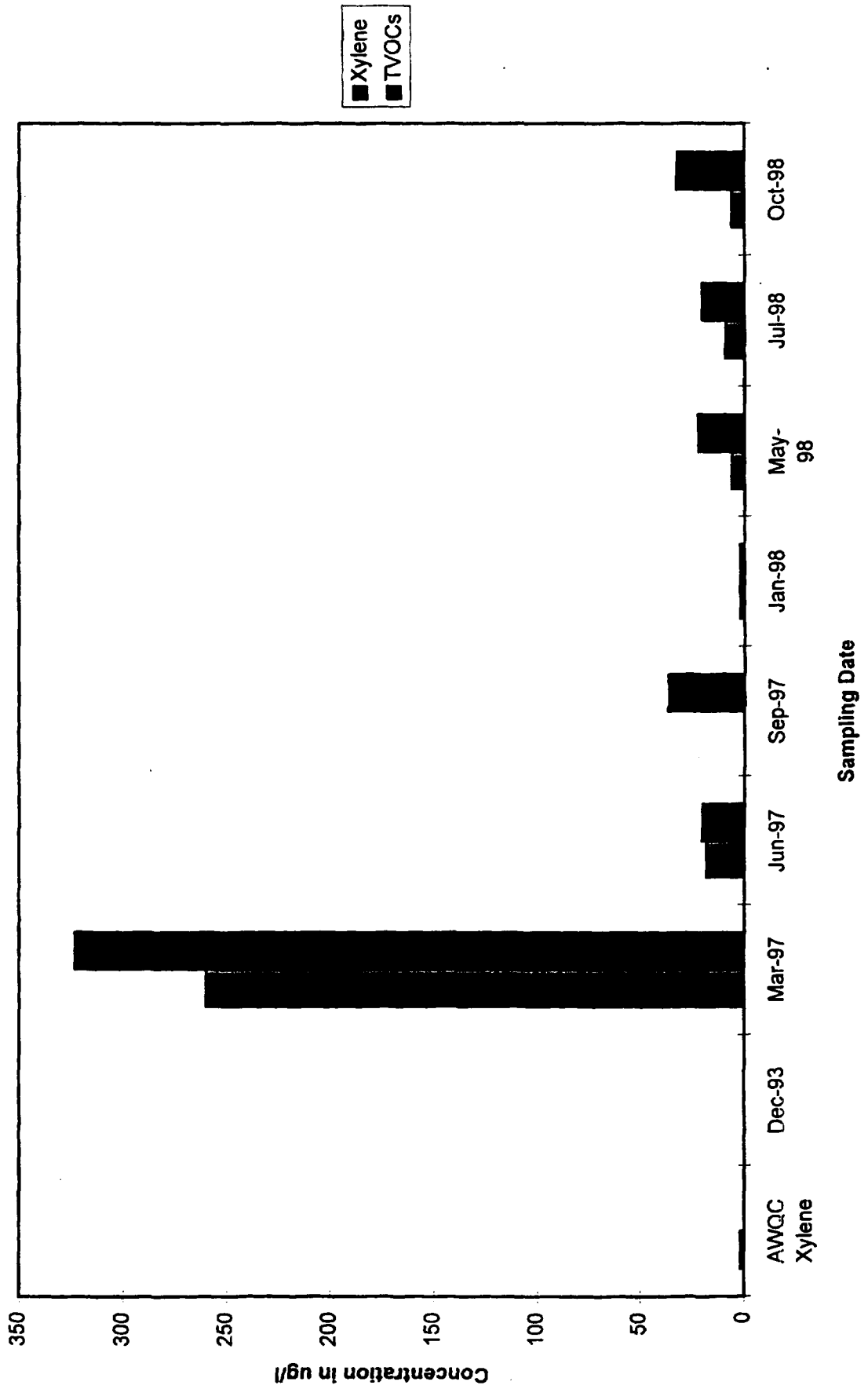


Figure A-4
MW-103S and MW-103R; Semivolatile Organic Compounds

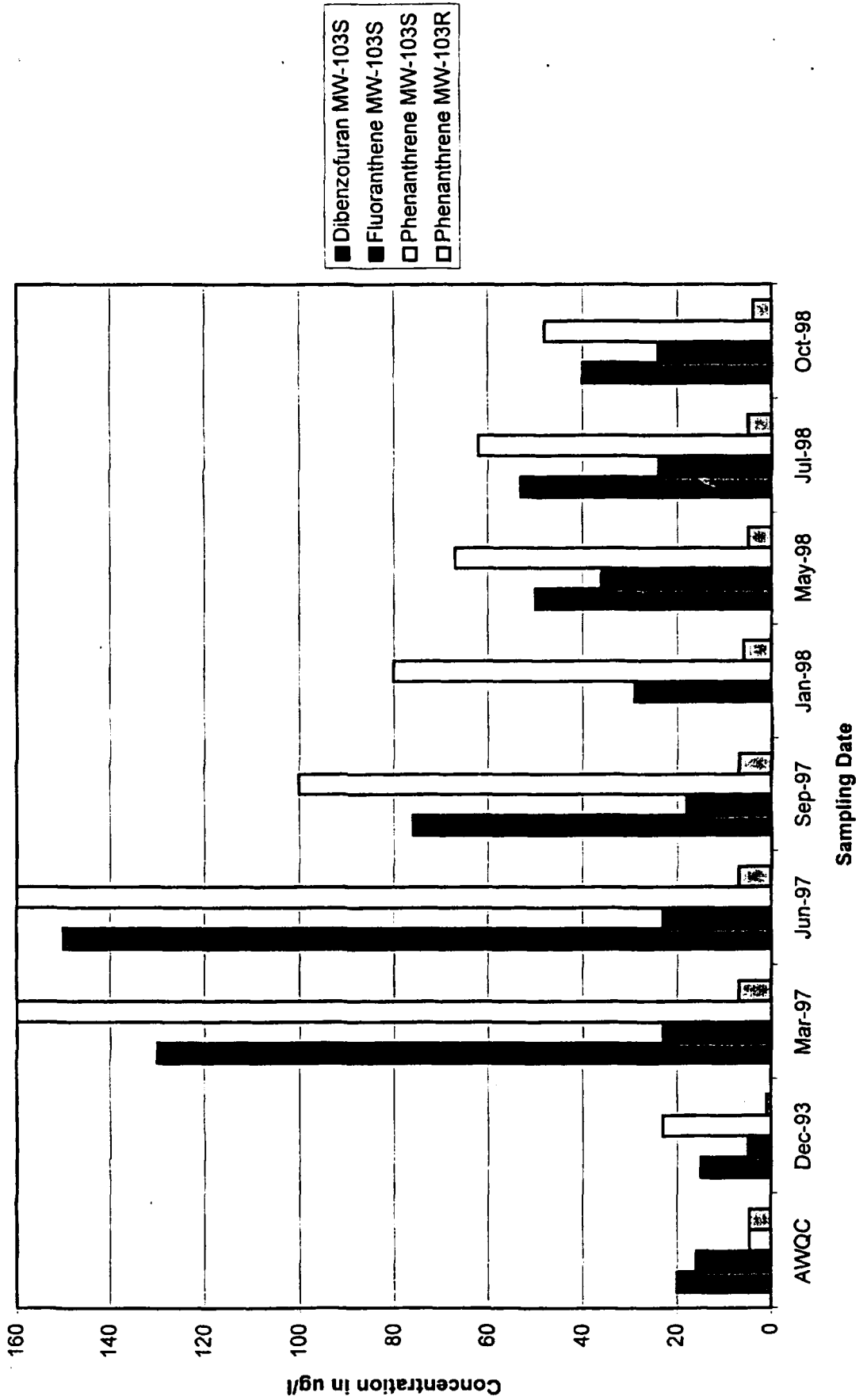


Figure A-5
MW-103S; Naphthalene

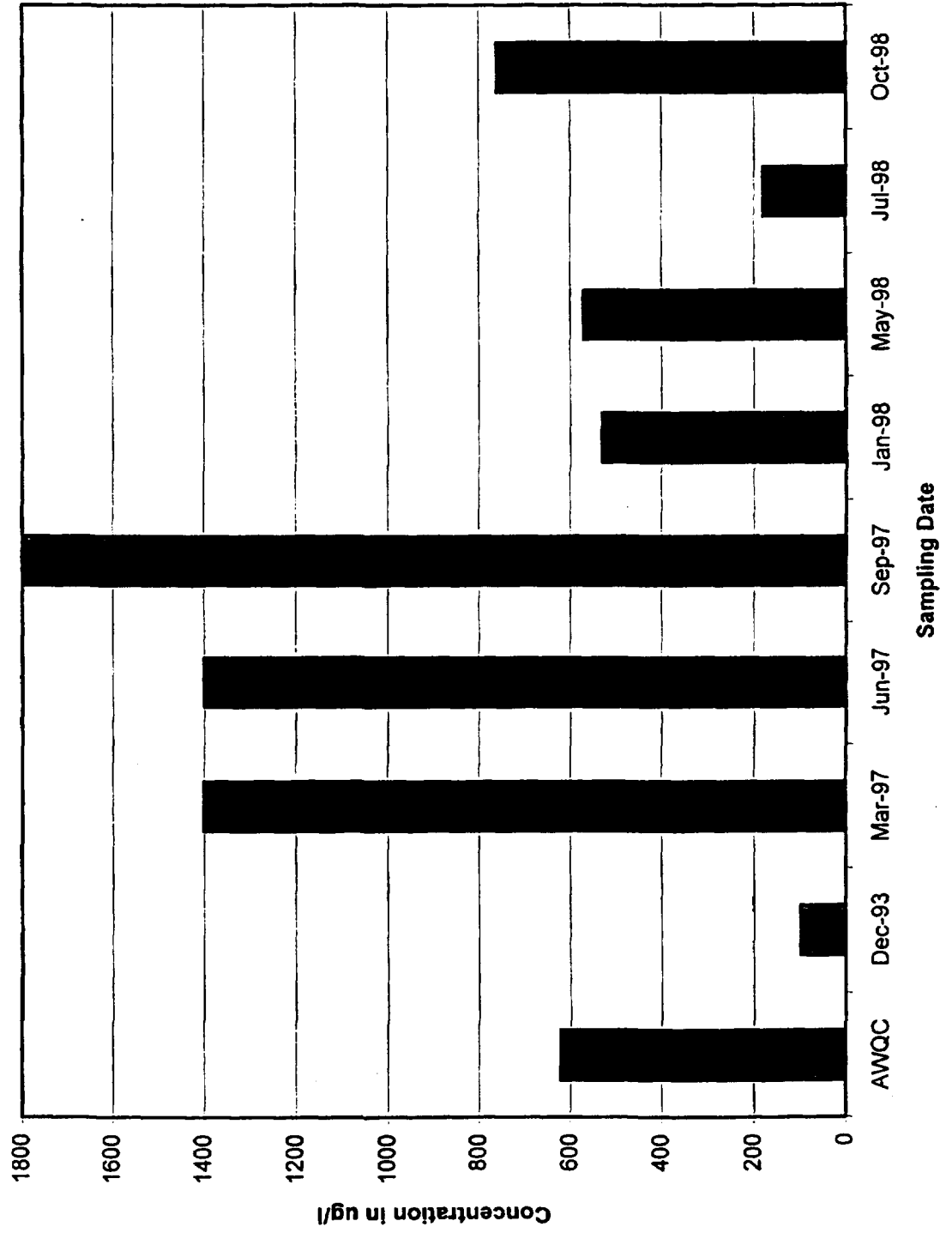


Figure A-6
Arsenic Concentrations

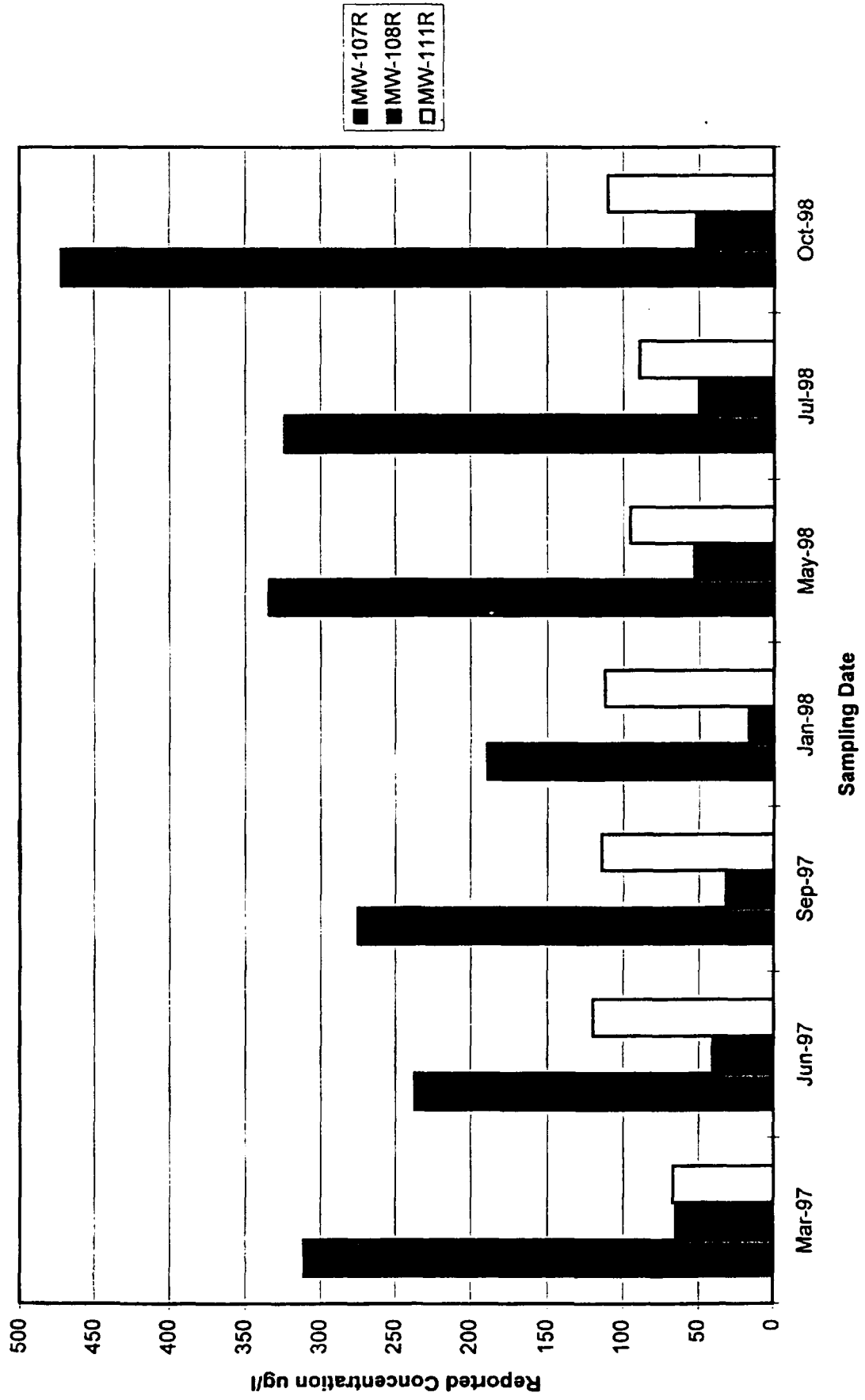


Figure A-7
Arsenic, Relative Concentrations

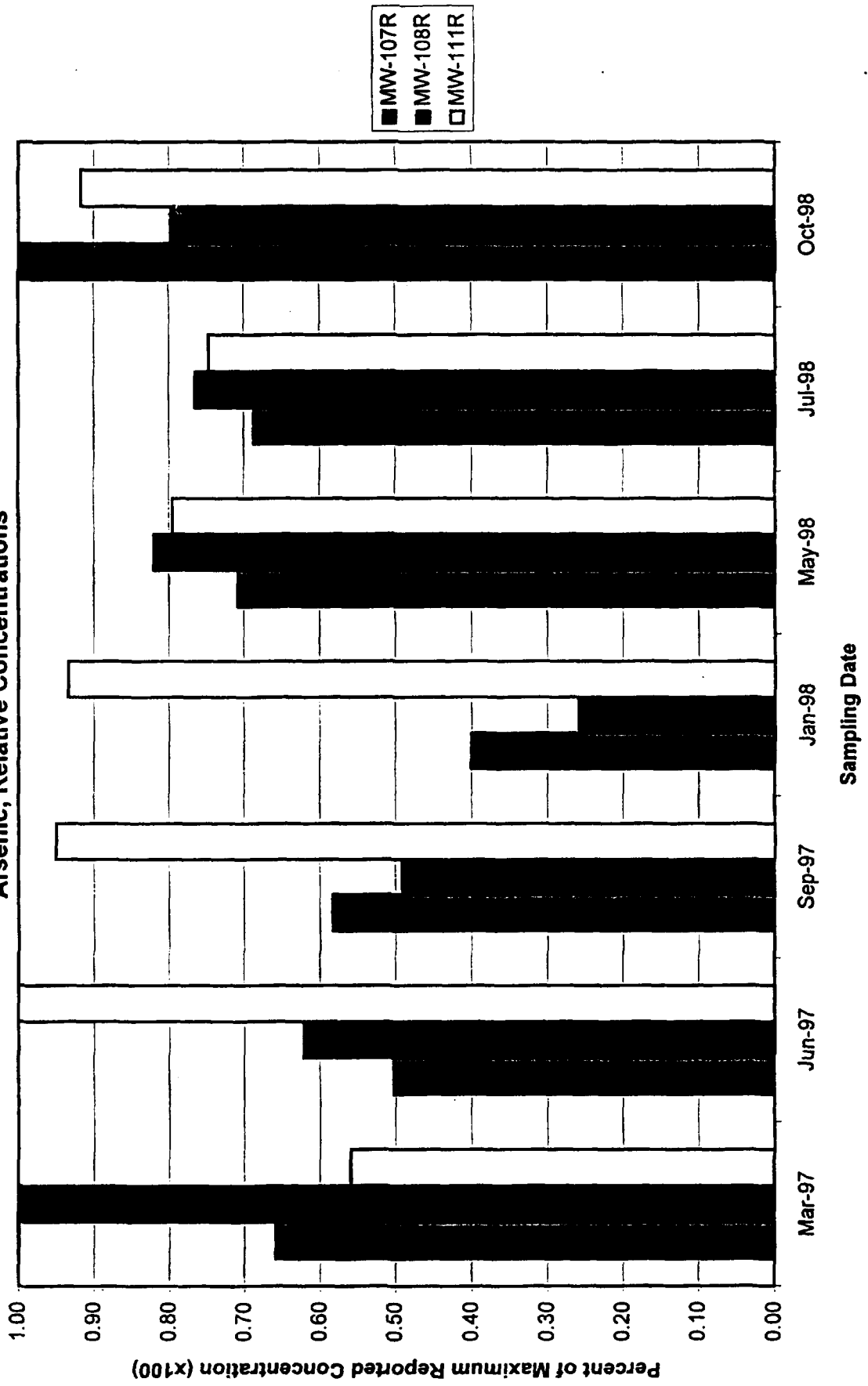


Figure A-8
Barium Concentrations

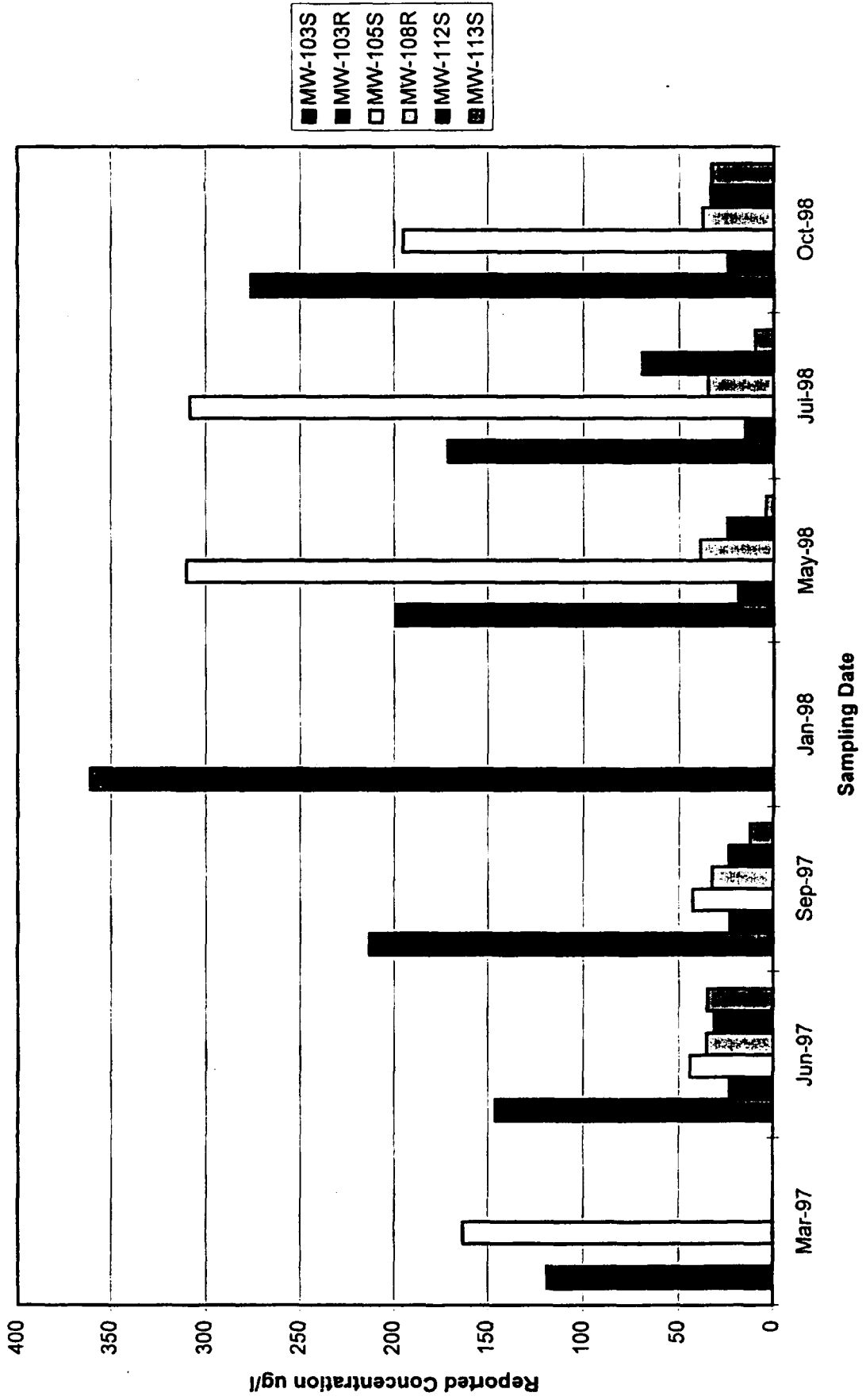


Figure A-10
Cobalt Concentrations

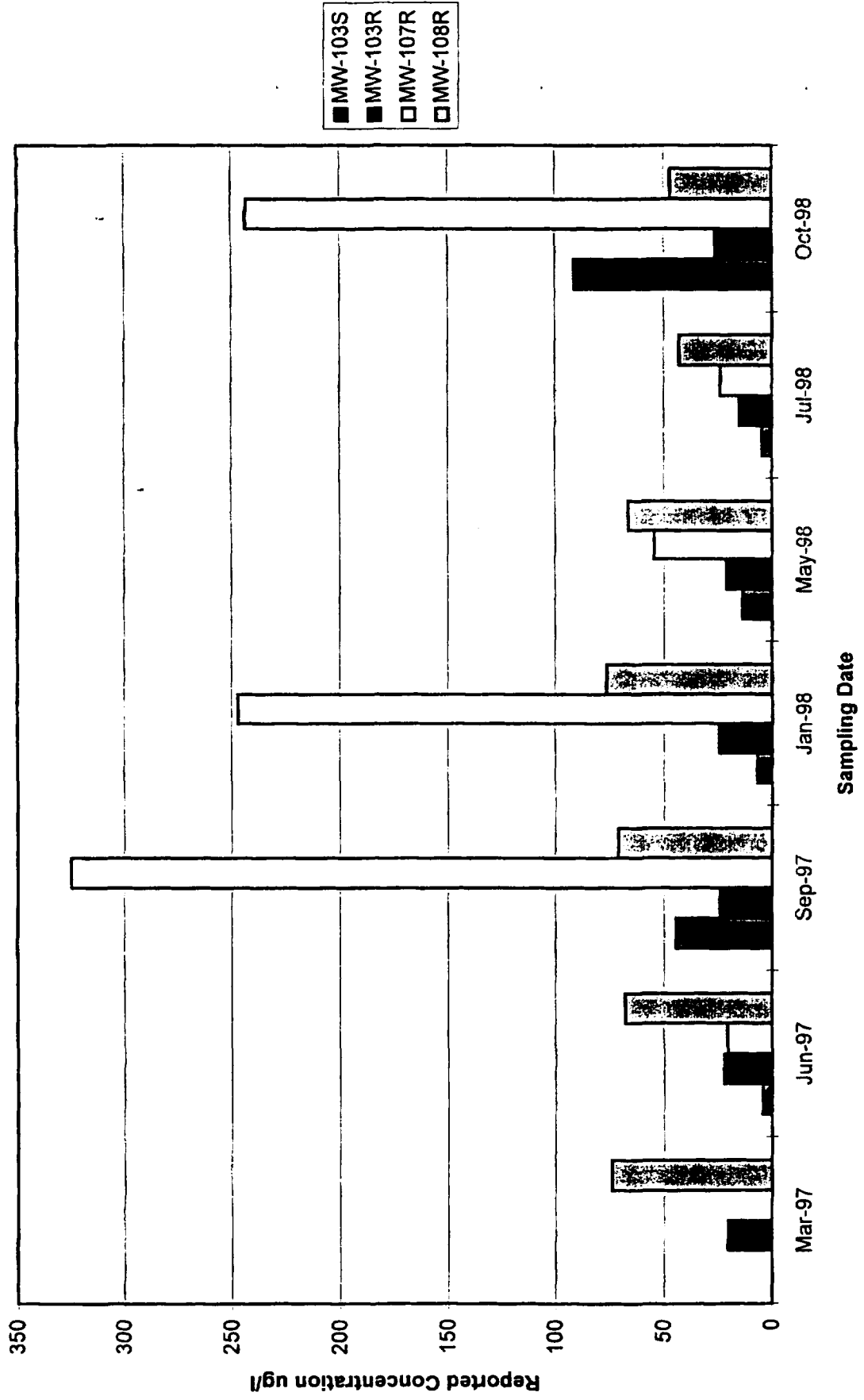


Figure A-11
Cobalt, Relative Concentrations




Figure A-12
Iron Concentrations

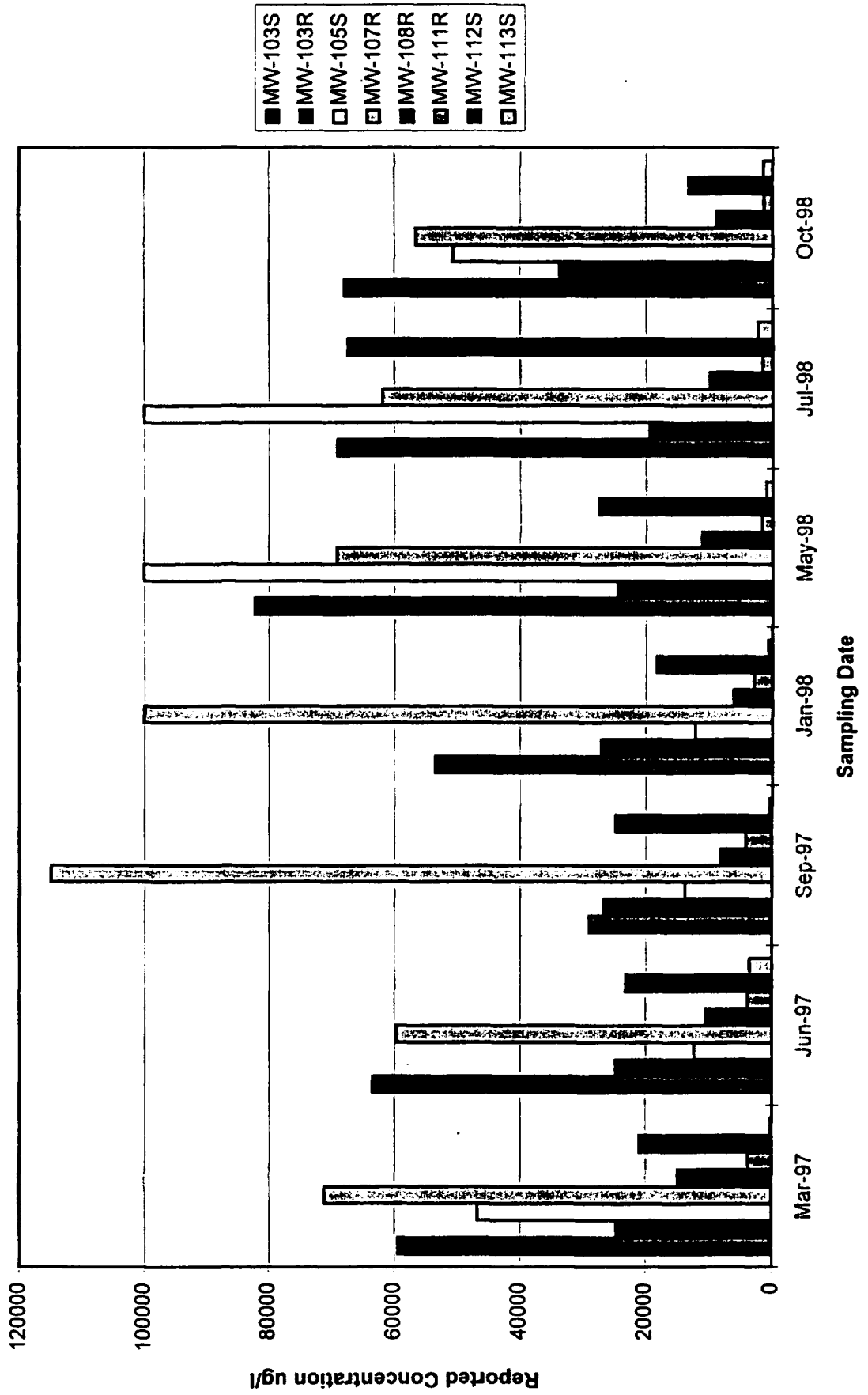


Figure A-13
Iron, Relative Concentrations




Figure A-14
Nickel Concentrations

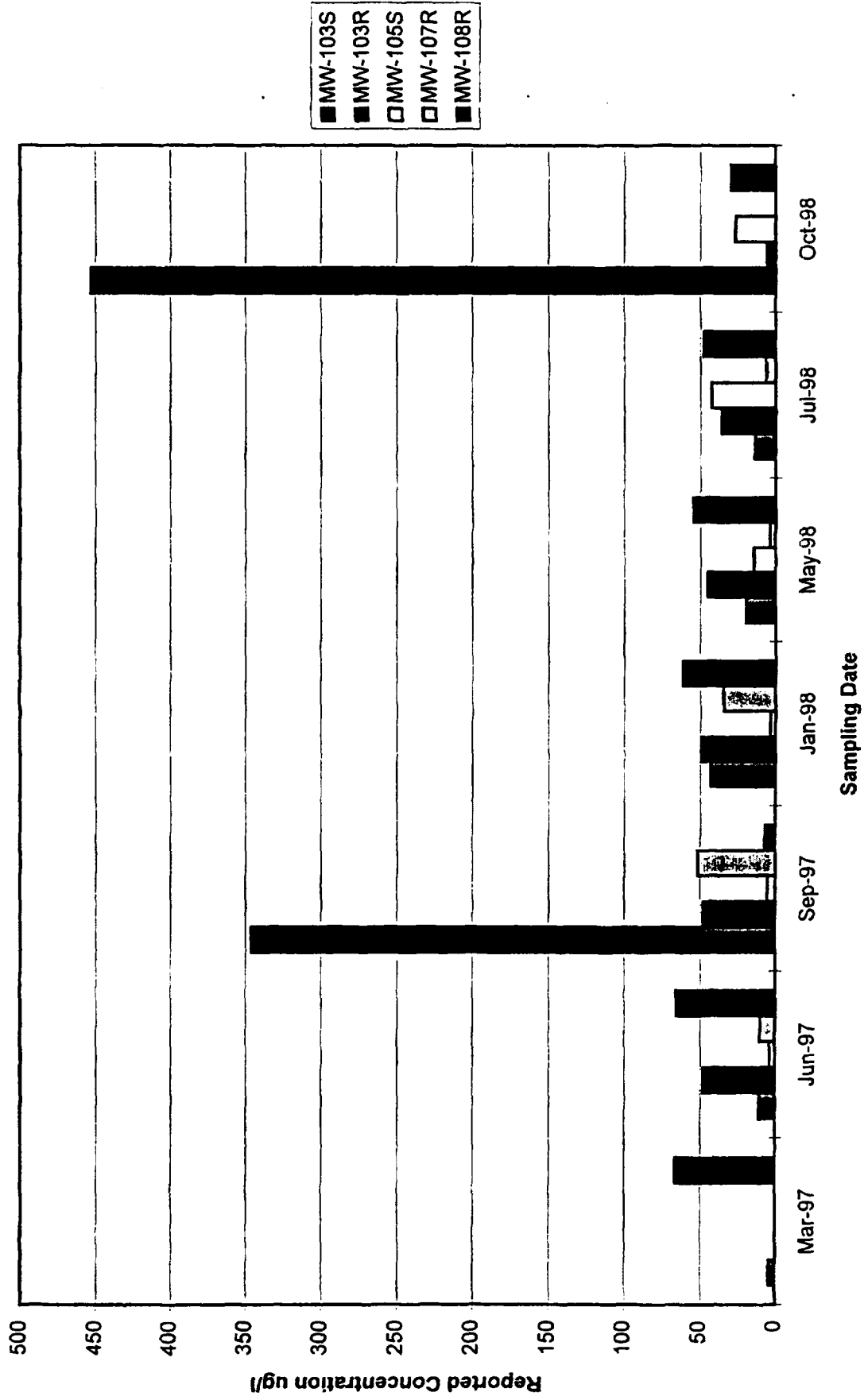


Figure A-15
Nickel, Relative Concentrations

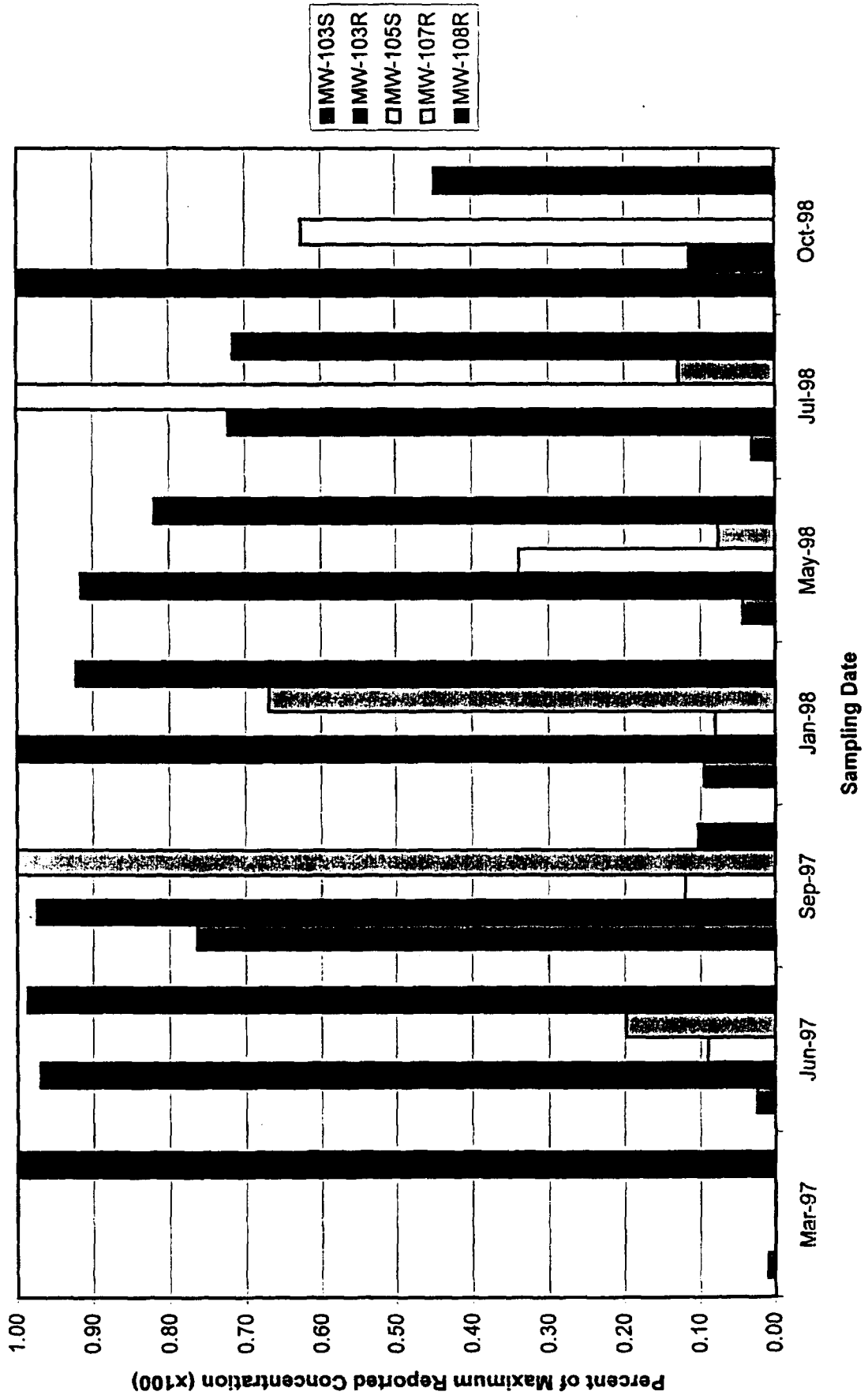
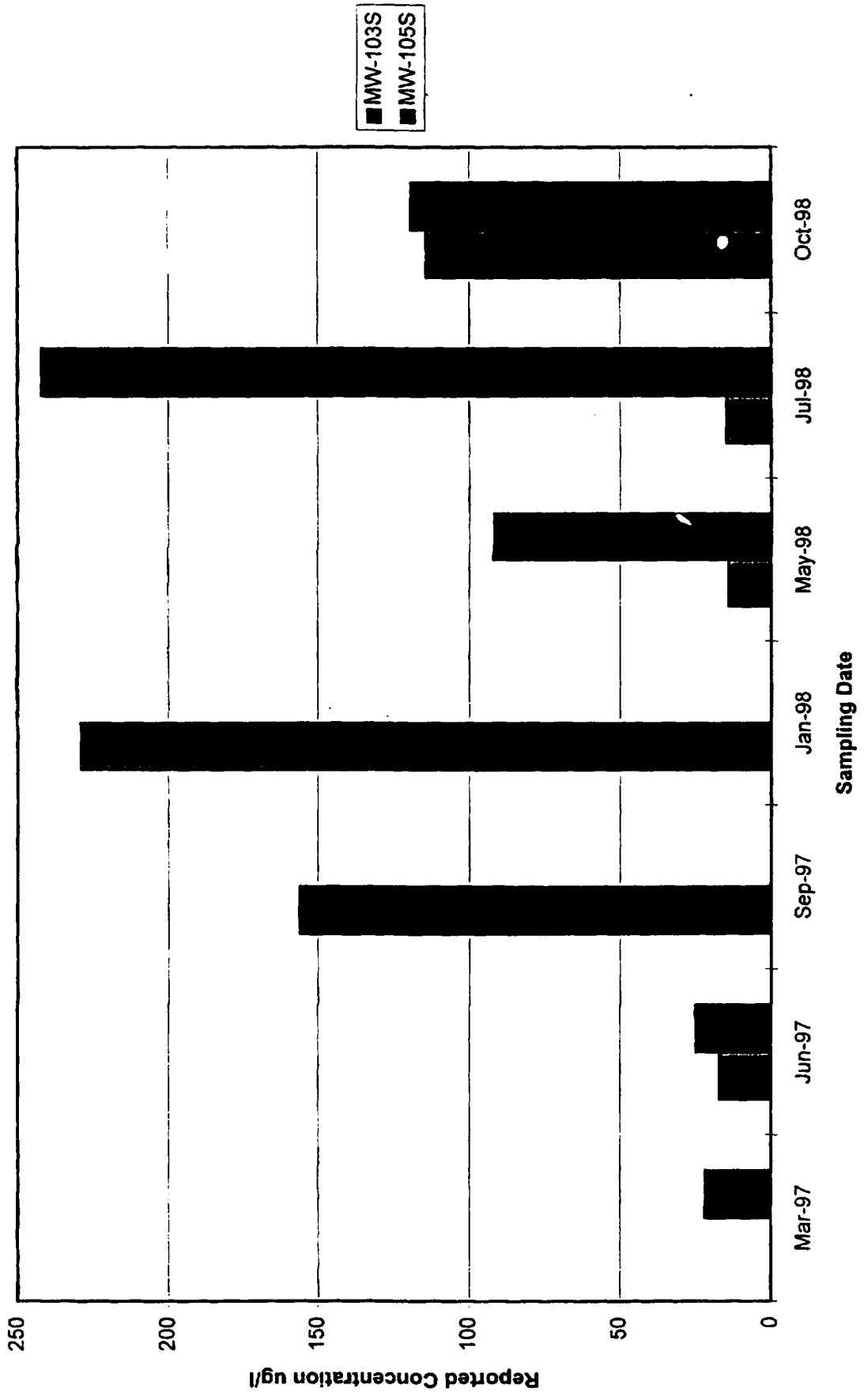


Figure A-16
Zinc Concentrations



**APPENDIX B
GROUNDWATER ANALYTICAL RESULTS – SUMMARY TABLES FOR
HISTORICAL RESULTS
TANK 53, TANK FARM 5, NAVAL STATION NEWPORT
NEWPORT, RHODE ISLAND**

**(From “Technical Memorandum, Summary of Analytical Results – Sample Round 3” by
Brown & Root Environmental Corporation, October 1997.)**

APPENDIX B-1
SUMMARY TABLES FOR HISTORICAL ANALYTICAL RESULTS
MONITORING WELL MW-2A

Historical Analytical Results
 MW-2A
 Tank 53 - Tank Farm 5
 NETC Newport
 Volatile Organic Compounds (ug/l)

PARAMETER	MCL	RIDEM GA	12/19/96	3/24/97	8/12/97
Acetone	-	-	10 U	10 U	26 U
Benzene	5	5	5 U	5 U	5 U
Bromochloromethane	-	-	5 U	5 U	NA
Bromodichloromethane	100	-	5 U	5 U	5 U
Bromoform	100	-	5 U	5 U	5 UJ
Bromomethane	-	-	10 U	10 U	5 U
Butanone(2-)	-	-	10 U	10 U	10 UR
Carbon Disulfide	-	-	5 U	5 U	5 U
Carbon Tetrachloride	5	5	5 U	5 U	5 U
Chlorobenzene	-	100	5 U	5 U	5 U
Chloroethane	-	-	10 U	10 U	5 U
Chloroform	100	-	5 U	5 U	5 U
Chloromethane	-	-	10 U	10 U	5 U
Dibromo-3-chloropropane(1,2-)	0.2	0.2	5 U	5 U	NA
Dibromochloromethane	-	-	5 U	5 U	5 U
Dibromoethane(1,2-)	-	-	5 U	5 U	NA
Dichloroethane(1,1-)	-	-	5 U	5 U	5 U
Dichloroethane(1,2-)	5	5	5 U	5 U	5 U
Dichloroethene(1,1-)	7	7	5 U	5 U	5 U
Dichloroethene(1,2-) (Total)	-	-	NA	NA	NA
Dichloroethene(cis-1,2-)	70	70	5 U	5 U	1 J
Dichloroethene(trans-1,2-)	100	100	5 U	5 U	5 U
Dichloropropane(1,2-)	5	5	5 U	5 U	5 U
Dichloropropene(cis-1,3-)	-	-	5 U	5 U	5 U
Dichloropropene(trans-1,3-)	-	-	5 U	5 U	5 U
Ethylbenzene	700	700	5 U	5 U	5 U
Hexanone(2-)	-	-	10 U	10 U	10 U
Methyl-2-pentanone(4-)	-	-	10 U	10 U	10 UJ
Methylene Chloride	-	-	5 U	5 U	14 U
Styrene	100	100	5 U	5 U	5 U
Tetrachloroethane(1,1,2,2-)	-	-	5 U	5 U	5 U
Tetrachloroethene	5	5	5 U	5 U	5 U
Toluene	1000	1000	5 U	5 U	5 U
Total Xylenes	10,000	10,000	5 U	5 U	5 U
Trichloroethane(1,1,1-)	200	200	5 U	5 U	5 U
Trichloroethane(1,1,2-)	5	5	5 U	5 U	5 U
Trichloroethene	5	5	5 U	5 U	2 J
Vinyl Chloride	2	2	10 U	10 U	2 U
Vinylacetate	-	-	10 U	10 U	NA

NA=Not Analyzed

ND=Not Detected

*=Qualifier changed according to data validation

**=Concentration changed according to data validation

Historical Analytical Results
 MW-2A
 Tank 53 - Tank Farm 5
 NETC Newport
 Semi-Volatile Organic Compounds (ug/l)

PARAMETER	MCL	RIDEM GA	12/19/96	3/24/97	8/12/97
1,2,4-Trichlorobenzene	70	70	10 U	10 U	5 U
1,2-Dichlorobenzene	600	600	10 U	10 U	5 U
1,3-Dichlorobenzene	--	600	10 U	10 U	5 U
1,4-Dichlorobenzene	75	75	10 U	10 U	5 U
2,2'-Oxybis(1-chloropropane)	--	--	NA	NA	5 U
2,4,5-Trichlorophenol	--	--	50 U	50 U	10 U
2,4,6-Trichlorophenol	--	--	10 U	10 U	5 U
2,4-Dichlorophenol	--	--	10 U	10 U	5 U
2,4-Dimethylphenol	--	--	10 U	10 U	5 U
2,4-Dinitrophenol	--	--	50 U	50 U	10 UR
2,4-Dinitrotoluene	--	--	10 U	10 U	5 U
2,6-Dinitrotoluene	--	--	10 U	10 U	5 U
2-Chloronaphthalene	--	--	10 U	10 U	5 U
2-Chlorophenol	--	--	10 U	10 U	5 U
2-Methylnaphthalene	--	--	10 U	10 U	5 U
2-Methylphenol	--	--	10 U	10 U	5 U
2-Nitroaniline	--	--	50 U	50 U	10 U
2-Nitrophenol	--	--	10 U	10 U	5 U
3,3-Dichlorobenzidine	--	--	20 U	20 U	5 U
3-Methylphenol	--	--	10 UJ	10 UJ	NA
3-Nitroaniline	--	--	50 U	50 U	10 U
4,6-Dinitro-2-methylphenol	--	--	50 U	50 U	10 U
4-Bromophenyl-phenylether	--	--	10 U	10 U	5 U
4-Chloro-3-methylphenol	--	--	10 U	10 U	5 U
4-Chloroaniline	--	--	10 U	10 U	5 U
4-Chlorophenyl-phenyl ether	--	--	10 U	10 U	5 U
4-Methylphenol	--	--	10 UJ	10 UJ	5 U
4-Nitroaniline	--	--	50 U	50 U	10 U
4-Nitrophenol	--	--	50 U	50 U	10 U
Acenaphthene	--	--	10 U	10 U	5 U
Acenaphthylene	--	--	10 U	10 U	5 U
Anthracene	--	--	10 U	10 U	5 U
Benzo(a)anthracene	--	--	10 U	10 U	5 U
Benzo(a)pyrene	2	0.2	10 U	10 U	0.05 U
Benzo(b)fluoranthene	--	--	10 U	10 U	5 U
Benzo(g,h,i)Perylene	--	--	10 U	10 U	5 U
Benzo(k)fluoranthene	--	--	10 U	10 U	5 U
Bis(2-Chloroethoxy)Methane	--	--	10 U	10 U	5 U
Bis(2-Chloroethyl)ether	--	--	10 U	10 U	5 U
bis(2-Chloroisopropyl)ether	--	--	10 U	10 U	NA
bis(2-Ethylhexyl)phthalate	--	--	10 U	10 U	5
Butylbenzylphthalate	--	--	10 U	10 U	5 U

NA=Not Analyzed

ND=Not Detected

*=Qualifier changed according to data validation

**=Concentration changed according to data validation

Historical Analytical Results
MW-2A
Tank 53 - Tank Farm 5
NETC Newport
Semi-Volatile Organic Compounds (ug/l)

PARAMETER	MCL	RIDEM GA	12/19/96	3/24/97	8/12/97
Carbazole	--	--	20R R	20 U	5 U
Chrysene	--	--	10 U	10 U	5 U
Di-N-Butylphthalate	--	--	10 U	10 U	5 U
Di-n-octylphthalate	--	--	10 U	10 U	5 U
Dibenzo(a,h)Anthracene	--	--	10 U	10 U	5 U
Dibenzofuran	--	--	10 U	10 U	5 U
Diethylphthalate	--	--	10 U	10 U	5 U
Dimethylphthalate	--	--	10 U	10 U	5 U
Fluoranthene	--	--	10 U	10 U	5 U
Fluorene	--	--	10 U	10 U	5 U
Hexachlorobenzene	1	1	10 U	10 U	5 U
Hexachlorobutadiene	--	--	10 U	10 U	5 U
Hexachlorocyclopentadiene	50	--	10 U	10 U	5 U
Hexachloroethane	--	--	10 U	10 U	5 U
Indeno(1,2,3-cd)pyrene	--	--	10 U	10 U	5 U
Isophorone	--	--	10 U	10 U	5 U
N-Nitroso-di-n-propylamine	--	--	10 U	10 U	5 U
N-Nitrosodiphenylamine	--	--	10 U	10 U	5 U
Naphthalene	--	20	10 U	10 U	5 U
Nitrobenzene	--	--	10 U	10 U	5 U
Pentachlorophenol	1	1	50 U	50 U	10 U
Phenanthrene	--	--	10 U	10 U	5 U
Phenol	--	--	10 U	10 U	5 U
Pyrene	--	--	10 U	10 U	5 U

NA=Not Analyzed

ND=Not Detected

*=Qualifier changed according to data validation

**=Concentration changed according to data validation

Historical Analytical Results
MW-2A
Tank 53 - Tank Farm 5
NETC Newport
Pesticides/PCBs (ug/l)

PARAMETER	MCL	RIDEM GA	12/19/96	3/24/96	8/12/97
4,4'-DDD	--	--	.1 U	0.1 U	0.05 U
4,4'-DDE	--	--	.1 U	0.1 U	0.05 U
4,4'-DDT	--	--	.1 U	0.1 U	0.05 U
Aldrin	--	--	0.05 U	0.05 U	0.025 U
alpha-BHC	--	--	0.05 U	0.05 U	0.025 U
alpha-Chlordane	2	2	0.05 U	0.05 U	0.025 U
beta-BHC	--	--	0.05 U	0.05 U	0.025 U
delta-BHC	--	--	0.05 U	0.05 U	0.025 U
Dieldrin	--	--	.1 U	0.1 U	0.05 U
Endosulfan I	--	--	0.05 UJ	0.05 U	0.025 U
Endosulfan II	--	--	.1 U	0.1 U	0.05 U
Endosulfan Sulfate	--	--	.1 U	0.1 U	0.05 U
Endrin	2	--	.1 U	0.1 U	0.05 U
Endrin Aldehyde	--	--	.01 U	0.01 U	0.05 U
Endrin Ketone	--	--	.1 U	0.1 U	0.05 U
gamma-BHC	--	--	.05 U	0.05 U	0.025 U
gamma-Chlordane	2	2	.05 U	0.05 U	0.025 U
Heptachlor	0.4	--	.05 U	0.05 U	0.025 U
Heptachlor Epoxide	0.2	--	.05 U	0.05 U	0.025 U
Methoxychlor	40	--	.5 U	0.5 U	0.25 U
Toxaphene	3	--	5 U	5 U	2.5 U
Aroclor-1016	0.5	0.5	1 U	1 U	0.5 U
Aroclor-1221	0.5	0.5	2 U	2 U	1 U
Aroclor-1232	0.5	0.5	1 U	1 U	0.5 U
Aroclor-1242	0.5	0.5	1 U	1 U	0.5 U
Aroclor-1248	0.5	0.5	1 U	1 U	0.5 U
Aroclor-1254	0.5	0.5	1 U	1 U	0.5 U
Aroclor-1260	0.5	0.5	1 U	1 U	0.5 U

NA=Not Analyzed

ND=Not Detected

*=Qualifier changed according to data validation

**=Concentration changed according to data validation

Click here to go to Appendix B2

Historical Analytical Results
 MW-2A
 Tank 53 - Tank Farm 5
 NETC Newport
 Metals/TPH (mg/l)

PARAMETER	MCL	RIDEM GA	12/19/96 Filtr	12/19/96 Total	3/24/97 Filtr	3/24/97 Total	8/14/97 Total	8/14/97 Filtr
ALUMINUM	-	-	0.1 U	2.4	0.1 U	15 J	2.24	0.0452 U
ANTIMONY	0.006	0.006	0.02 U	0.02 U	0.02 U	0.02 U	0.002 U	0.002 U
ARSENIC	0.05	-	0.004 U	0.018	0.004 UJ	0.032 J	0.0054 J	0.0032 U
BARIUM	2	2	0.01 U	0.01	0.01 U	0.08 J	0.0177 U	0.0045 U
BERYLLIUM	0.004	0.004	0.01 U	0.01 U	0.01 U	0.01 U	0.0003 U	0.00078 U
CADMIUM	0.005	0.005	0.01 U	0.01 U	0.01 U	0.01 U	0.0005 U	0.0005 U
CALCIUM	-	-	9.9	11	11	14	11.4	11.6
CHROMIUM	0.1	0.1	0.02 U	0.02 U	0.02 U	0.05	0.0065 UJ	0.0065 UJ
COBALT	-	-	0.02 U	0.03	0.02 U	0.03	0.0133 U	0.007 U
COPPER	1.3	-	0.02 U	0.02 U	0.02 U	0.03	0.0038 UJ	0.0038 UJ
IRON	-	-	0.04 U	7.9	0.04 U	52 J	7.130 J	0.0071 UJ
LEAD	0.015	0.015	0.005 U	0.008	0.005 U	0.017	0.0033 U	0.0016 U
MAGNESIUM	-	-	13	12	13	16	14.9	15.2
MANGANESE	-	-	0.04	0.23	0.05 J	0.27	0.1	0.162
MERCURY	0.002	0.002	0.0002 U	0.0002 U	0.0002 U	0.0002 U	0.00013 U	0.00013 U
NICKEL	0.14	0.1	0.04 U	0.04 U	0.04 U	0.07 J	0.0079 UJ	0.0079 UJ
POTASSIUM	-	-	1	1	1	4	1.5	1.32
SELENIUM	0.05	0.05	0.004 U	0.004 U	0.004 UJ	0.004 UJ	0.0034 U	0.0034 U
SILVER	-	-	0.01 U	0.01 U	0.01 U	0.01 U	0.0016 U	0.0017 U
SODIUM	-	-	5.9	6	7.5	10	9.64	10.3
THALLIUM	0.002	0.002	0.005 U	0.005 U	0.005 U	0.005 U	0.002 U	0.002 U
VANADIUM	-	-	0.01 U	0.01 U	0.01 U	0.03	0.006 J	0.0053 U
ZINC	-	-	0.03	0.07	0.02	0.16 J	0.0352 U	0.0112 U

PARAMETER	MCL	RIDEM GA	12/19/96	3/24/97	8/14/97
TPH	-	-	1 U	1 U	1 U

NA=Not Analyzed
 ND=Not Detected
 * =Qualifier changed according to data validation
 **=Concentration changed according to data validation

[Click here to return to main document and Bookmarks](#)

APPENDIX B-2
SUMMARY TABLES FOR HISTORICAL ANALYTICAL RESULTS
MONITORING WELL MW-3A

Historical Analytical Results
 MW-3A
 Tank 53 - Tank Farm 5
 NETC Newport
 Volatile Organic Compounds (ug/l)

PARAMETER	MCL	RIDEM GA	12/17/96	3/25/97	8/12/97
Acetone	-	-	10 U	10 U	17 U
Benzene	5	5	5 U	5 U	5 U
Bromochloromethane	-	-	5 U	5 U	NA
Bromodichloromethane	100	-	5 U	5 U	5 U
Bromoform	100	-	5 U	5 U	5 UJ
Bromomethane	-	-	10 U	10 U	5 U
Butanone(2-)	-	-	10 U	10 U	10 UR
Carbon Disulfide	-	-	5 U	5 U	5 U
Carbon Tetrachloride	5	5	5 U	5 U	5 U
Chlorobenzene	-	100	5 U	5 U	5 U
Chloroethane	-	-	10 U	10 U	5 U
Chloroform	100	-	5 U	5 U	5 U
Chloromethane	-	-	10 U	10 U	5 U
Dibromo-3-chloropropane(1,2-)	0.2	0.2	5 U	5 U	NA
Dibromochloromethane	-	-	5 U	5 U	5 U
Dibromoethane(1,2-)	-	-	5 U	5 U	NA
Dichloroethane(1,1-)	-	-	5 U	5 U	5 U
Dichloroethane(1,2-)	5	5	5 U	5 U	5 U
Dichloroethene(1,1-)	7	7	5 U	5 U	5 U
Dichloroethene(1,2-) (Total)	-	-	NA	NA	NA
Dichloroethene(cis-1,2-)	70	70	5 U	5 U	5 U
Dichloroethene(trans-1,2-)	100	100	5 U	5 U	5 U
Dichloropropane(1,2-)	5	5	5 U	5 U	5 U
Dichloropropene(cis-1,3-)	-	-	5 U	5 U	5 U
Dichloropropene(trans-1,3-)	-	-	5 U	5 U	5 U
Ethylbenzene	700	700	5 U	5 U	5 U
Hexanone(2-)	-	-	10 U	10 U	10 U
Methyl-2-pentanone(4-)	-	-	10 U	10 U	10 UJ
Methylene Chloride	-	-	5 U	5 U	13 U
Styrene	100	100	5 U	5 U	5 U
Tetrachloroethane(1,1,2,2-)	-	-	5 U	5 U	5 U
Tetrachloroethene	5	5	5 U	5 U	5 U
Toluene	1000	1000	5 U	5 U	5 U
Total Xylenes	10,000	10,000	5 U	5 U	5 U
Trichloroethane(1,1,1-)	200	200	5 U	5 U	5 U
Trichloroethane(1,1,2-)	5	5	5 U	5 U	5 U
Trichloroethene	5	5	5 U	5 U	5 U
Vinyl Chloride	2	2	10 U	10 U	2 U
Vinylacetate	-	-		10 U	NA

NA=Not Analyzed

ND=Not Detected

*=Qualifier changed according to data validation

**=Concentration changed according to data validation

Historical Analytical Results
 MW-3A
 Tank 53 - Tank Farm 5
 NETC Newport
 Semi-Volatile Organic Compounds (ug/l)

PARAMETER	MCL	RIDEM GA	12/17/96	3/25/97	8/12/97
1,2,4-Trichlorobenzene	70	70	10 U	10 UJ	5 U
1,2-Dichlorobenzene	600	600	10 U	10 U	5 U
1,3-Dichlorobenzene	--	600	10 U	10 U	5 U
1,4-Dichlorobenzene	75	75	10 U	10 U	5 U
2,2'-Oxybis(1-chloropropane)	--	--	NA	NA	5 U
2,4,5-Trichlorophenol	--	--	50 U	50 U	10 U
2,4,6-Trichlorophenol	--	--	10 U	10 U	5 U
2,4-Dichlorophenol	--	--	10 U	10 U	5 U
2,4-Dimethylphenol	--	--	10 U	10 U	5 U
2,4-Dinitrophenol	--	--	50 U	50 U	10 U
2,4-Dinitrotoluene	--	--	10 U	10 U	5 U
2,6-Dinitrotoluene	--	--	10 U	10 U	5 U
2-Chloronaphthalene	--	--	10 U	10 UJ	5 U
2-Chlorophenol	--	--	10 U	10 U	5 U
2-Methylnaphthalene	--	--	10 U	10 U	5 U
2-Methylphenol	--	--	10 U	10 U	5 U
2-Nitroaniline	--	--	50 U	50 U	10 U
2-Nitrophenol	--	--	10 U	10 U	5 U
3,3-Dichlorobenzidine	--	--	20 U	20 U	5 U
3-Methylphenol	--	--	10 UJ	10 UJ	NA
3-Nitroaniline	--	--	50 U	50 U	10 U
4,6-Dinitro-2-methylphenol	--	--	50 U	50 U	10 U
4-Bromophenyl-phenylether	--	--	10 U	10 U	5 U
4-Chloro-3-methylphenol	--	--	10 U	10 U	5 U
4-Chloroaniline	--	--	10 U	10 U	5 U
4-Chlorophenyl-phenyl ether	--	--	10 U	10 U	5 U
4-Methylphenol	--	--	10 UJ	10 UJ	5 U
4-Nitroaniline	--	--	50 U	50 U	10 U
4-Nitrophenol	--	--	50 U	50 U	10 U
Acenaphthene	--	--	10 U	10 U	5 U
Acenaphthylene	--	--	10 U	10 U	5 U
Anthracene	--	--	10 U	10 U	5 U
Benzo(a)anthracene	--	--	10 U	10 U	5 U
Benzo(a)pyrene	2	0.2	10 U	10 U	0.05 U
Benzo(b)fluoranthene	--	--	10 U	10 U	5 U
Benzo(g,h,i)Perylene	--	--	10 U	10 U	5 U
Benzo(k)fluoranthene	--	--	10 U	10 U	5 U
Bis(2-Chloroethoxy)Methane	--	--	10 U	10 U	5 U
Bis(2-Chloroethyl)ether	--	--	10 U	10 U	5 U
bis(2-Chloroisopropyl)ether	--	--	10 U	10 U	NA
bis(2-Ethylhexyl)phthalate	--	--	10 U	10 U	1 J
Butylbenzylphthalate	--	--	10 U	10 U	5 U

NA=Not Analyzed

ND=Not Detected

*=Qualifier changed according to data validation

**=Concentration changed according to data validation

Historical Analytical Results
 MW-3A
 Tank 53 - Tank Farm 5
 NETC Newport
 Semi-Volatile Organic Compounds (ug/l)

PARAMETER	MCL	RIDEM GA	12/17/96	3/25/97	8/12/97
Carbazole	--	--	20R R	20 UJ	5 U
Chrysene	--	--	10 U	10 U	5 U
Di-N-Butylphthalate	--	--	10 U	10 U	5 U
Di-n-octylphthalate	--	--	10 U	10 U	5 U
Dibenzo(a,h)Anthracene	--	--	10 U	10 U	5 U
Dibenzofuran	--	--	10 U	10 U	5 U
Diethylphthalate	--	--	10 U	10 U	5 U
Dimethylphthalate	--	--	10 U	10 U	5 U
Fluoranthene	--	--	10 U	10 U	5 U
Fluorene	--	--	10 U	10 U	5 U
Hexachlorobenzene	1	1	10 U	10 U	5 U
Hexachlorobutadiene	--	--	10 U	10 U	5 U
Hexachlorocyclopentadiene	50	--	10 U	10 U	5 U
Hexachloroethane	--	--	10 U	10 U	5 U
Indeno(1,2,3-cd)pyrene	--	--	10 U	10 U	5 U
Isophorone	--	--	10 U	10 U	5 U
N-Nitroso-di-n-propylamine	--	--	10 U	10 U	5 U
N-Nitrosodiphenylamine	--	--	10 U	10 U	5 U
Naphthalene	--	20	10 U	10 U	5 U
Nitrobenzene	--	--	10 U	10 U	5 U
Pentachlorophenol	1	1	50 U	50 U	10 U
Phenanthrene	--	--	10 U	10 U	5 U
Phenol	--	--	10 U	10 U	5 U
Pyrene	--	--	10 U	10 U	5 U

NA=Not Analyzed

ND=Not Detected

*=Qualifier changed according to data validation

**=Concentration changed according to data validation

Historical Analytical Results
MW-3A
Tank 53 - Tank Farm 5
NETC Newport
Pesticides/PCBs (ug/l)

PARAMETER	MCL	RIDEM GA	12/17/96	3/25/97	8/12/97
4,4'-DDD	--	--	.1 U	.1 U	0.05 U
4,4'-DDE	--	--	.1 U	.1 U	0.05 U
4,4'-DDT	--	--	.1 U	.1 U	0.05 U
Aldrin	--	--	.05 U	.05 U	0.025 U
alpha-BHC	--	--	.05 U	.05 U	0.025 U
alpha-Chlordane	2	2	.05 U	.05 U	0.025 U
beta-BHC	--	--	.05 U	.05 U	0.025 U
delta-BHC	--	--	.05 U	.05 U	0.025 U
Dieldrin	--	--	.1 U	.1 U	0.05 U
Endosulfan I	--	--	.05 UJ	.05 U	0.025 U
Endosulfan II	--	--	.1 U	.1 U	0.05 U
Endosulfan Sulfate	--	--	.1 U	.1 U	0.05 U
Endrin	2	--	.1 U	.1 U	0.05 U
Endrin Aldehyde	--	--	.01 U	.01 U	0.05 U
Endrin Ketone	--	--	.1 U	.1 U	0.05 U
gamma-BHC	--	--	.05 U	.05 U	0.025 U
gamma-Chlordane	2	2	.05 U	.05 U	0.025 U
Heptachlor	0.4	--	.05 U	.05 U	0.025 U
Heptachlor Epoxide	0.2	--	.05 U	.05 U	0.025 U
Methoxychlor	40	--	.5 U	.5 U	0.25 U
Toxaphene	3	--	5 U	5 U	2.5 U
Aroclor-1016	0.5	0.5	1 U	1 U	0.5 U
Aroclor-1221	0.5	0.5	2 U	2 U	1 U
Aroclor-1232	0.5	0.5	1 U	1 U	0.5 U
Aroclor-1242	0.5	0.5	1 U	1 U	0.5 U
Aroclor-1248	0.5	0.5	1 U	1 U	0.5 U
Aroclor-1254	0.5	0.5	1 U	1 U	0.5 U
Aroclor-1260	0.5	0.5	1 U	1 U	0.5 U

NA=Not Analyzed

ND=Not Detected

*=Qualifier changed according to data validation

**=Concentration changed according to data validation

Historical Analytical Results
 MW-3A
 Tank 53 - Tank Farm 5
 NETC Newport
 Metals/TPH (mg/l)

PARAMETER	MCL	RIDEM GA	12/17/96 Filt	12/17/96 Total	3/25/97 Filt	3/25/97 Total	8/12/97 Filt	8/12/97 Total
Aluminum	-	-	.1 U	3.3	0.1 U	1.8	0.116 U	3.39
Antimony	0.01	0.006	.02 U	.02 U	0.02 U	0.02 U	0.002 U	0.0022 J
Arsenic	0.05	-	.004 U	.007	0.004 UJ	0.005 J	0.0032 U	0.0091
Barium	2	2	.01 U	.01	0.01 U	0.05	0.005 U	0.0209 U
Beryllium	0	0.004	.01 U	.01 U	0.01 U	0.01 U	0.00078 U	0.0016 U
Cadmium	0.01	0.005	.01 U	.01 U	0.01 U	0.01 U	0.0005 U	0.0005 U
Calcium	-	-	7.2	9.5	9	9.6	8.95	8.44
Chromium	0.1	0.1	.02 U	.02 U	0.02 U	0.02 U	0.0065 UJ	0.0065 UJ
Cobalt	-	-	.02 U	.02 U	0.02 U	0.02 U	0.020 U	0.020 U
Copper	1.3	-	.02 U	.02 U	0.02 U	0.02 U	0.0038 UJ	0.0038 UJ
Iron	-	-	.04 U	5.3	0.04 U	2.7	0.189 J	5.420 J
Lead	0.02	0.015	.005 U	.008	0.005 U	0.005 U	0.0012 U	0.0083 U
Magnesium	-	-	8	9.5	11	11	11.3	10.9
Manganese	-	-	.01 U	.09	0.01 U	0.08	0.497	0.365
Mercury	0	0.002	.0002 U	.0002 U	0.0002 U	0.0002 U	0.00013 U	0.00013 U
Nickel	0.14	0.1	.04 U	.14	0.04 U	0.04 U	0.0079 UJ	0.0079 UJ
Potassium	-	-	1	1 U	2	3	1.34	1.76
Selenium	0.05	0.05	.004 U	.004 U	0.004 UJ	0.004 UJ	0.0034 U	0.005 J
Silver	-	-	.01 U	.01 U	0.01 U	0.01 U	0.0018 U	0.0024 U
Sodium	-	-	8	8.9	6.8	8.9	10.5	9.58
Thallium	0	0.002	.005 U	.005 U	0.005 U	0.005 U	0.002 U	0.002 U
Vanadium	-	-	.01 U	.01 U	0.01 U	0.01 U	0.0077 J	0.0096 J
Zinc	-	-	.04 U	.09 U	0.12	0.17	0.0304 U	0.0466

PARAMETER	MCL	RIDEM GA	12/17/96	3/25/97	8/12/97
TPH	-	-	1 U	1 U	1.1 U

NA=Not Analyzed

ND=Not Detected

*=Qualifier changed according to data validation

**=Concentration changed according to data validation

APPENDIX B-3
SUMMARY TABLES FOR HISTORICAL ANALYTICAL RESULTS
MONITORING WELL MW-4

Historical Analytical Results
 MW-4
 Tank 53 - Tank Farm 5
 NETC Newport
 Volatile Organic Compounds (ug/l)

PARAMETER	MCL	RIDEM GA	5/1/92	2/28/95	12/17/96	3/24/97
Acetone	-	-	11 U*	10 U	10 U	10 U
Benzene	5	5	ND	5 U	5 U	5 U
Bromochloromethane	-	-	NA	NA	5 U	5 U
Bromodichloromethane	100	-	NA	5 U	5 U	5 U
Bromoform	100	-	NA	5 U	5 U	5 U
Bromomethane	-	-	NA	10 U	10 U	10 U
Butanone(2-)	-	-	NA	10 U	10 U	10 U
Carbon Disulfide	-	-	NA	5 U	5 U	5 U
Carbon Tetrachloride	5	5	NA	5 U	5 U	5 U
Chlorobenzene	-	100	NA	5 U	5 U	5 U
Chloroethane	-	-	NA	10 U	10 U	10 U
Chloroform	100	-	5 J	5 U	5 U	5 U
Chloromethane	-	-	NA	10 U	10 U	10 U
Dibromo-3-chloropropane(1,2-)	0.2	0.2	NA	NA	5 U	5 U
Dibromochloromethane	-	-	NA	5 U	5 U	5 U
Dibromoethane(1,2-)	-	-	NA	NA	5 U	5 U
Dichloroethane(1,1-)	-	-	ND	5 U	5 U	5 U
Dichloroethane(1,2-)	5	5	NA	5 U	5 U	5 U
Dichloroethene(1,1-)	7	7	NA	5 U	5 U	5 U
Dichloroethene(1-2-) (Total)	-	-	5 J	5 U	NA	NA
Dichloroethene(cis-1,2-)	70	70	NA	NA	5 U	5 U
Dichloroethene(trans-1,2-)	100	100	NA	NA	5 U	5 U
Dichloropropane(1,2-)	5	5	NA	5 U	5 U	5 U
Dichloropropene(cis-1,3-)	-	-	NA	5 U	5 U	5 U
Dichloropropene(trans-1,3-)	-	-	NA	5 U	5 U	5 U
Ethylbenzene	700	700	ND	5 U	5 U	5 U
Hexanone(2-)	-	-	NA	10 U	10 U	10 U
Methyl-2-pentanone(4-)	-	-	NA	10 U	10 U	10 U
Methylene Chloride	-	-	13 U*	5 U	5 U	5 U
Styrene	100	100	NA	5 U	5 U	5 U
Tetrachloroethane(1,1,2,2-)	-	-	NA	5 U	5 U	5 U
Tetrachloroethene	5	5	ND	5 U	5 U	5 U
Toluene	1000	1000	ND	5 U	5 U	5 U
Total Xylenes	10,000	10,000	ND	5 U	5 U	5 U
Trichloroethane(1,1,1-)	200	200	3 J	2 J	5 U	5 U
Trichloroethane(1,1,2-)	5	5	NA	5 U	5 U	5 U
Trichloroethene	5	5	6 J	5	5 U	5 U
Vinyl Chloride	2	2	ND	10 U	10 U	10 U
Vinylacetate	-	-	NA	NA	10 U	10 U

NA=Not Analyzed

ND=Not Detected

*=Qualifier changed according to data validation

**=Concentration changed according to data validation

Historical Analytical Results
 MW-4
 Tank 53 - Tank Farm 5
 NETC Newport
 Semi-Volatile Organic Compounds (ug/l)

PARAMETER	MCL	RIDEM GA	5/92	2/28/95	12/17/96	3/24/97
1,2,4-Trichlorobenzene	70	70	NA	10 U	10 U	10 U
1,2-Dichlorobenzene	600	600	NA	10 U	10 U	10 U
1,3-Dichlorobenzene	--	600	NA	10 U	10 U	10 U
1,4-Dichlorobenzene	75	75	NA	10 U	10 U	10 U
2,2'-Oxybis(1-chloropropane)	--	--	NA	10 U	NA	NA
2,4,5-Trichlorophenol	--	--	NA	25 U	50 U	50 U
2,4,6-Trichlorophenol	--	--	NA	10 U	10 U	10 U
2,4-Dichlorophenol	--	--	NA	10 U	10 U	10 U
2,4-Dimethylphenol	--	--	NA	10 U	10 U	10 U
2,4-Dinitrophenol	--	--	NA	25 U	50 U	50 U
2,4-Dinitrotoluene	--	--	NA	10 U	10 U	10 U
2,6-Dinitrotoluene	--	--	NA	10 U	10 U	10 U
2-Chloronaphthalene	--	--	NA	10 U	10 U	10 U
2-Chlorophenol	--	--	NA	10 U	10 U	10 U
2-Methylnaphthalene	--	--	ND	10 U	10 U	10 U
2-Methylphenol	--	--	NA	10 U	10 U	10 U
2-Nitroaniline	--	--	NA	25 U	50 U	50 U
2-Nitrophenol	--	--	NA	10 U	10 U	10 U
3,3-Dichlorobenzidine	--	--	NA	10 U	20 U	20 U
3-Methylphenol	--	--	NA	NA	10 UJ	10 UJ
3-Nitroaniline	--	--	NA	25 U	50 U	50 U
4,6-Dinitro-2-methylphenol	--	--	NA	25 U	50 U	50 U
4-Bromophenyl-phenylether	--	--	NA	10 U	10 U	10 U
4-Chloro-3-methylphenol	--	--	NA	10 U	10 U	10 U
4-Chloroaniline	--	--	NA	10 U	10 U	10 U
4-Chlorophenyl-phenyl ether	--	--	NA	10 NA	10 U	10 U
4-Methylphenol	--	--	NA	10 U	10 UJ	10 UJ
4-Nitroaniline	--	--	NA	25 U	50 U	50 U
4-Nitrophenol	--	--	NA	25 U	50 U	50 U
Acenaphthene	--	--	NA	10 U	10 U	10 U
Acenaphthylene	--	--	NA	10 U	10 U	10 U
Anthracene	--	--	NA	10 U	10 U	10 U
Benzo(a)anthracene	--	--	NA	10 U	10 U	10 U
Benzo(a)pyrene	2	0.2	NA	10 U	10 U	10 U
Benzo(b)fluoranthene	--	--	NA	10 U	10 U	10 U
Benzo(g,h,i)Perylene	--	--	NA	10 U	10 U	10 U
Benzo(k)fluoranthene	--	--	NA	10 U	10 U	10 U
Bis(2-Chloroethoxy)Methane	--	--	NA	10 U	10 U	10 U
Bis(2-Chloroethyl)ether	--	--	NA	10 U	10 U	10 U
bis(2-Chloroisopropyl)ether	--	--	NA	NA	10 U	10 U
bis(2-Ethylhexyl)phthalate	--	--	11 U**	10 U	10 U	10 U
Butylbenzylphthalate	--	--	ND	10 U	10 U	10 U

NA=Not Analyzed

ND=Not Detected

*=Qualifier changed according to data validation

**=Concentration changed according to data validation

Historical Analytical Results
 MW-4
 Tank 53 - Tank Farm 5
 NETC Newport
 Semi-Volatile Organic Compounds (ug/l)

PARAMETER	MCL	RIDEM GA	5/92	2/28/95	12/17/96	3/24/97
Carbazole	--	--	NA	10 U	20R R	20 U
Chrysene	--	--	NA	10 U	10 U	10 U
Di-N-Butylphthalate	--	--	11 U**	10 U	10 U	10 U
Di-n-octylphthalate	--	--	NA	10 U	10 U	10 U
Dibenzo(a,h)Anthracene	--	--	NA	10 U	10 U	10 U
Dibenzofuran	--	--	NA	10 U	10 U	10 U
Diethylphthalate	--	--	NA	10 U	10 U	10 U
Dimethylphthalate	--	--	NA	10 U	10 U	10 U
Fluoranthene	--	--	NA	10 U	10 U	10 U
Fluorene	--	--	NA	10 U	10 U	10 U
Hexachlorobenzene	1	1	NA	10 U	10 U	10 U
Hexachlorobutadiene	--	--	NA	10 U	10 U	10 U
Hexachlorocyclopentadiene	50	--	NA	10 U	10 U	10 U
Hexachloroethane	--	--	NA	10 U	10 U	10 U
Indeno(1,2,3-cd)pyrene	--	--	NA	10 U	10 U	10 U
Isophorone	--	--	NA	10 U	10 U	10 U
N-Nitroso-di-n-propylamine	--	--	NA	10 U	10 U	10 U
N-Nitrosodiphenylamine	--	--	NA	10 U	10 U	10 U
Naphthalene	--	20	ND	10 U	10 U	10 U
Nitrobenzene	--	--	NA	10 U	10 U	10 U
Pentachlorophenol	1	1	NA	25 U	50 U	50 U
Phenanthrene	--	--	NA	10 U	10 U	10 U
Phenol	--	--	NA	10 U	10 U	10 U
Pyrene	--	--	NA	10 U	10 U	10 U

NA=Not Analyzed

ND=Not Detected

*=Qualifier changed according to data validation

**=Concentration changed according to data validation

Historical Analytical Results
 MW-4
 Tank 53 - Tank Farm 5
 NETC Newport
 Pesticides/PCBs (ug/l)

PARAMETER	MCL	RIDEM GA	2/28/95	12/17/96	3/24/97
4,4'-DDD	--	--	.1 U	.1 U	.1 U
4,4'-DDE	--	--	.1 U	.1 U	.1 U
4,4'-DDT	--	--	.1 U	.1 U	.1 U
Aldrin	--	--	.05 U	.05 U	.05 U
alpha-BHC	--	--	.05 U	.05 U	.05 U
alpha-Chlordane	2	2	NA	.05 U	.05 U
beta-BHC	--	--	.05 U	.05 U	.05 U
delta-BHC	--	--	.05 U	.05 U	.05 U
Dieldrin	--	--	.1 U	.1 U	.1 U
Endosulfan I	--	--	.05 U	.05 UJ	.05 U
Endosulfan II	--	--	.1 U	.1 U	.1 U
Endosulfan Sulfate	--	--	.1 U	.1 U	.1 U
Endrin	2	--	.1 U	.1 U	.1 U
Endrin Aldehyde	--	--	.1 U	.01 U	.01 U
Endrin Ketone	--	--	NA	.1 U	.1 U
gamma-BHC	--	--	.05 U	.05 U	.05 U
gamma-Chlordane	2	2	NA	.05 U	.05 U
Heptachlor	0.4	--	.05 U	.05 U	.05 U
Heptachlor Epoxide	0.2	--	.05 U	.05 U	.05 U
Methoxychlor	40	--	.5 U	.5 U	.5 U
Toxaphene	3	--	5 U	5 U	5 U
Aroclor-1016	0.5	0.5	1 U	1 U	1 U
Aroclor-1221	0.5	0.5	2 U	2 U	2 U
Aroclor-1232	0.5	0.5	1 U	1 U	1 U
Aroclor-1242	0.5	0.5	1 U	1 U	1 U
Aroclor-1248	0.5	0.5	1 U	1 U	1 U
Aroclor-1254	0.5	0.5	1 U	1 U	1 U
Aroclor-1260	0.5	0.5	1 U	1 U	1 U

NA=Not Analyzed

ND=Not Detected

*=Qualifier changed according to data validation

**=Concentration changed according to data validation

Historical Analytical Results
 MW-4
 Tank 53 - Tank Farm 5
 NETC Newport
 Metals/TPH (mg/l)

PARAMETER	MCL	RIDEM GA	5/92 Filt	5/92	12/96 Filt	12/96	3/24/97 Filt	3/24/97
ALUMINUM	-	-	0.094 BU	1.87	0.1 U	4.0	0.1 U	4.2 J
ANTIMONY	0.006	0.006	NA	NA	0.02 U	0.02 U	0.02 U	0.02 U
ARSENIC	0.05	-	0.003 BJ	0.029 J	0.004 U	0.67	0.004 UJ	0.06 J
BARIIUM	2	2	0.007 B	0.026 B	0.01 U	0.04	0.01 U	0.04 J
BERYLLIUM	0.004	0.004	ND	ND	0.01 U	0.01 U	0.01 U	0.01 U
CADMIUM	0.005	0.005	ND	ND	0.01 U	0.01 U	0.01 U	0.01 U
CALCIUM	-	-	30.8	29.8	31	35	28	29
CHROMIUM	0.1	0.1	ND	0.011	0.02 U	0.02 U	0.02 U	0.02
COBALT	-	-	ND	0.012 B	0.02 U	0.02 U	0.02 U	0.02 U
COPPER	1.3	-	ND	0.012 B	0.02 U	0.02 U	0.02 U	0.02 U
IRON	-	-	0.055 B	14.6	0.04 U	22	0.04 U	28 J
LEAD	0.015	0.015	NA REJ	0.003 J	0.005 U	0.013	0.005 U	0.009
MAGNESIUM	-	-	25.4	24.3	25	27	23	24
MANGANESE	-	-	0.019	0.154	0.01 U	0.16	0.01 U	0.18
MERCURY	0.002	0.002	ND	NA	0.002 U	0.002 U	0.002 U	0.002 U
NICKEL	0.14	0.1	ND	0.02 B	0.04 U	0.04 U	0.04 U	0.04 U
POTASSIUM	-	-	2.12 B	1.7 B	2	3	2	3
SELENIUM	0.05	0.05	0.002 UJ	NA	0.004 U	0.004 U	0.004 UJ	0.004 UJ
SILVER	-	-	ND	NA	0.01 U	0.01 U	0.01 U	0.01 U
SODIUM	-	-	18	18	22	24	17	19
THALLIUM	0.002	0.002	NA	NA	0.005 U	0.005 U	0.005 U	0.005 U
VANADIUM	-	-	ND	NA	0.01 U	0.01	0.01 U	0.02
ZINC	-	-	ND	0.041	0.03 U	0.25	0.01 U	0.07 J

PARAMETER	MCL	RIDEM GA	12/17/96	3/24/97
TPH	-	-	1 U	1 U

NA=Not Analyzed

ND=Not Detected

*=Qualifier changed according to data validation

**=Concentration changed according to data validation

APPENDIX B-4
SUMMARY TABLES FOR HISTORICAL ANALYTICAL RESULTS
MONITORING WELL MW-8

Historical Analytical Results
 MW-8
 Tank 53 - Tank Farm 5
 NETC Newport
 Volatile Organic Compounds (ug/l)

PARAMETER	MCL	RIDEM GA	5/92	2/28/95	12/18/96	3/24/97
Acetone	-	-	10 U**	10 U	10 U	10 U
Benzene	5	5	ND	3 J	5 U	5 U
Bromochloromethane	-	-	NA	NA	5 U	5 U
Bromodichloromethane	100	-	NA	5 U	5 U	5 U
Bromoform	100	-	NA	5 U	5 U	5 U
Bromomethane	-	-	NA	10 U	10 U	10 U
Butanone(2-)	-	-	NA	10 U	10 U	10 U
Carbon Disulfide	-	-	NA	5 U	5 U	5 U
Carbon Tetrachloride	5	5	NA	5 U	5 U	5 U
Chlorobenzene	-	100	NA	5 U	5 U	5 U
Chloroethane	-	-	NA	10 U	10 U	10 U
Chloroform	100	-	ND	5 U	5 U	5 U
Chloromethane	-	-	NA	10 U	10 U	10 U
Dibromo-3-chloropropane(1,2-)	0.2	0.2	NA	NA	5 U	5 U
Dibromochloromethane	-	-	NA	5 U	5 U	5 U
Dibromoethane(1,2-)	-	-	NA	NA	5 U	5 U
Dichloroethane(1,1-)	-	-	6 J	9	5 U	5 U
Dichloroethane(1,2-)	5	5	NA	5 U	5 U	5 U
Dichloroethene(1,1-)	7	7	NA	5 U	5 U	5 U
Dichloroethene(1,2-) (Total)	-	-	19	6	NA	NA
Dichloroethene(cis-1,2-)	70	70	NA	NA	5 U	5 U
Dichloroethene(trans-1,2-)	100	100	NA	NA	5 U	5 U
Dichloropropane(1,2-)	5	5	NA	5 U	5 U	5 U
Dichloropropene(cis-1,3-)	-	-	NA	5 U	5 U	5 U
Dichloropropene(trans-1,3-)	-	-	NA	5 U	5 U	5 U
Ethylbenzene	700	700	ND	5 U	5 U	5 U
Hexanone(2-)	-	-	NA	10 U	10 U	10 U
Methyl-2-pentanone(4-)	-	-	NA	10 U	10 U	10 U
Methylene Chloride	-	-	10 U**	5 U	5 U	5 U
Styrene	100	100	NA	5 U	5 U	5 U
Tetrachloroethane(1,1,2,2-)	-	-	NA	5 U	5 U	5 U
Tetrachloroethene	5	5	ND	5 U	5 U	5 U
Toluene	1000	1000	ND	5 U	5 U	5 U
Total Xylenes	10,000	10,000	ND	5 U	5 U	5 U
Trichloroethane(1,1,1-)	200	200	8 J	2 J	5 U	5 U
Trichloroethane(1,1,2-)	5	5	NA	5 U	5 U	5 U
Trichloroethene	5	5	ND	2 J	5 U	5 U
Vinyl Chloride	2	2	ND	10 U	10 U	10 U
Vinylacetate	-	-	NA	NA	10 U	10 U

NA=Not Analyzed

ND=Not Detected

*=Qualifier changed according to data validation

**=Concentration changed according to data validation

Historical Analytical Results
 MW-8
 Tank 53 - Tank Farm 5
 NETC Newport
 Semi-Volatile Organic Compounds (ug/l)

PARAMETER	MCL	RIDEM GA	5/92	2/28/95	12/18/96	3/24/97
1,2,4-Trichlorobenzene	70	70	NA	20 U	10 U	10 U
1,2-Dichlorobenzene	600	600	NA	20 U	10 U	10 U
1,3-Dichlorobenzene	--	600	NA	20 U	10 U	10 U
1,4-Dichlorobenzene	75	75	NA	20 U	10 U	10 U
2,2'-Oxybis(1-chloropropane)	--	--	NA	20 U	NA	NA
2,4,5-Trichlorophenol	--	--	NA	50 U	50 U	50 U
2,4,6-Trichlorophenol	--	--	NA	20 U	10 U	10 U
2,4-Dichlorophenol	--	--	NA	20 U	10 U	10 U
2,4-Dimethylphenol	--	--	NA	20 U	10 U	10 U
2,4-Dinitrophenol	--	--	NA	50 U	50 U	50 U
2,4-Dinitrotoluene	--	--	NA	20 U	10 U	10 U
2,6-Dinitrotoluene	--	--	NA	20 U	10 U	10 U
2-Chloronaphthalene	--	--	NA	20 U	10 U	10 U
2-Chlorophenol	--	--	NA	20 U	10 U	10 U
2-Methylnaphthalene	--	--	ND	20 U	10 U	10 U
2-Methylphenol	--	--	NA	20 U	10 U	10 U
2-Nitroaniline	--	--	NA	50 U	50 U	50 U
2-Nitrophenol	--	--	NA	20 U	10 U	10 U
3,3-Dichlorobenzidine	--	--	NA	1 J	20 U	20 U
3-Methylphenol	--	--	NA	NA	10 UJ	10 UJ
3-Nitroaniline	--	--	NA	50 U	50 U	50 U
4,6-Dinitro-2-methylphenol	--	--	NA	50 U	50 U	50 U
4-Bromophenyl-phenylether	--	--	NA	20 U	10 U	10 U
4-Chloro-3-methylphenol	--	--	NA	20 U	10 U	10 U
4-Chloroaniline	--	--	NA	20 U	10 U	10 U
4-Chlorophenyl-phenyl ether	--	--	NA	20 U	10 U	10 U
4-Methylphenol	--	--	NA	20 U	10 UJ	10 UJ
4-Nitroaniline	--	--	NA	50 U	50 U	50 U
4-Nitrophenol	--	--	NA	50 U	50 U	50 U
Acenaphthene	--	--	NA	20 U	10 U	10 U
Acenaphthylene	--	--	NA	20 U	10 U	10 U
Anthracene	--	--	NA	20 U	10 U	10 U
Benzo(a)anthracene	--	--	NA	20 U	10 U	10 U
Benzo(a)pyrene	2	0.2	NA	20 U	10 U	10 U
Benzo(b)fluoranthene	--	--	NA	20 U	10 U	10 U
Benzo(g,h,i)Perylene	--	--	NA	20 U	10 U	10 U
Benzo(k)fluoranthene	--	--	NA	20 U	10 U	10 U
Bis(2-Chloroethoxy)Methane	--	--	NA	20 U	10 U	10 U
Bis(2-Chloroethyl)ether	--	--	NA	20 U	10 U	10 U
bis(2-Chloroisopropyl)ether	--	--	NA	NA	10 U	10 U
bis(2-Ethylhexyl)phthalate	--	--	10 U**	3 J	10 U	10 U
Butylbenzylphthalate	--	--	ND	20 U	10 U	10 U

NA=Not Analyzed

ND=Not Detected

*=Qualifier changed according to data validation

**=Concentration changed according to data validation

Historical Analytical Results
 MW-8
 Tank 53 - Tank Farm 5
 NETC Newport
 Semi-Volatile Organic Compounds (ug/l)

PARAMETER	MCL	RIDEM GA	5/92	2/28/95	12/18/96	3/24/97
Carbazole	--	--	NA	20 U	20R R	20 U
Chrysene	--	--	NA	20 U	10 U	10 U
Di-N-Butylphthalate	--	--	10 U**	20 U	10 U	10 U
Di-n-octylphthalate	--	--	NA	20 U	10 U	10 U
Dibenzo(a,h)Anthracene	--	--	NA	20 U	10 U	10 U
Dibenzofuran	--	--	NA	20 U	10 U	10 U
Diethylphthalate	--	--	NA	20 U	10 U	10 U
Dimethylphthalate	--	--	NA	20 U	10 U	10 U
Fluoranthene	--	--	NA	20 U	10 U	10 U
Fluorene	--	--	NA	20 U	10 U	10 U
Hexachlorobenzene	1	1	NA	20 U	10 U	10 U
Hexachlorobutadiene	--	--	NA	20 U	10 U	10 U
Hexachlorocyclopentadiene	50	--	NA	20 U	10 U	10 U
Hexachloroethane	--	--	NA	20 U	10 U	10 U
Indeno(1,2,3-cd)pyrene	--	--	NA	20 U	10 U	10 U
Isophorone	--	--	NA	20 U	10 U	10 U
N-Nitroso-di-n-propylamine	--	--	NA	20 U	10 U	10 U
N-Nitrosodiphenylamine	--	--	NA	20 U	10 U	10 U
Naphthalene	--	20	ND	20 U	10 U	10 U
Nitrobenzene	--	--	NA	20 U	10 U	10 U
Pentachlorophenol	1	1	NA	50 U	50 U	50 U
Phenanthrene	--	--	NA	20 U	10 U	10 U
Phenol	--	--	NA	20 U	10 U	10 U
Pyrene	--	--	NA	20 U	10 U	10 U

NA=Not Analyzed

ND=Not Detected

*=Qualifier changed according to data validation

**=Concentration changed according to data validation

Historical Analytical Results
MW-8
Tank 53 - Tank Farm 5
NETC Newport
Pesticides/PCBs (ug/l)

PARAMETER	MCL	RIDEM GA	2/28/95	12/18/96	3/24/97
4,4'-DDD	--	--	.1 U	.1 U	.1 U
4,4'-DDE	--	--	.1 U	.1 U	.1 U
4,4'-DDT	--	--	.1 U	.1 U	.1 U
Aldrin	--	--	.05 U	.05 U	.05 U
alpha-BHC	--	--	.05 U	.05 U	.05 U
alpha-Chlordane	2	2	NA	.05 U	.05 U
beta-BHC	--	--	.05 U	.05 U	.05 U
delta-BHC	--	--	.05 U	.05 U	.05 U
Dieldrin	--	--	.1 U	.1 U	.1 U
Endosulfan I	--	--	.05 U	.05 U	.05 U
Endosulfan II	--	--	.1 U	.1 U	.1 U
Endosulfan Sulfate	--	--	.1 U	.1 U	.1 U
Endrin	2	--	.1 U	.1 U	.1 U
Endrin Aldehyde	--	--	.1 U	.01 U	.01 U
Endrin Ketone	--	--	NA	.1 U	.1 U
gamma-BHC	--	--	.05 U	.05 U	.05 U
gamma-Chlordane	2	2	NA	.05 U	.05 U
Heptachlor	0.4	--	.05 U	.05 U	.05 U
Heptachlor Epoxide	0.2	--	.05 U	.05 U	.05 U
Methoxychlor	40	--	.5 U	.5 U	.5 U
Toxaphene	3	--	5 U	5 U	5 U
Aroclor-1016	0.5	0.5	1 U	1 U	1 U
Aroclor-1221	0.5	0.5	2 U	2 U	2 U
Aroclor-1232	0.5	0.5	1 U	1 U	1 U
Aroclor-1242	0.5	0.5	1 U	1 U	1 U
Aroclor-1248	0.5	0.5	1 U	1 U	1 U
Aroclor-1254	0.5	0.5	1 U	1 U	1 U
Aroclor-1260	0.5	0.5	1 U	1 U	1 U

NA=Not Analyzed

ND=Not Detected

*=Qualifier changed according to data validation

**=Concentration changed according to data validation

Historical Analytical Results
 MW-8
 Tank 53 - Tank Farm 5
 NETC Newport
 Metals/TPH (mg/l)

PARAMETER	MCL	RIDEM GA	2/28/95	5/92	5/92 Filt	12/18/96 Filt	12/18/96 Tot	3/24/97 Tot
ALUMINUM	-	-	360	5.59	ND	0.1 U	0.6	0.2 J
ANTIMONY	0.006	0.006	50 U	NA	ND	0.02 U	0.02 U	0.02U
ARSENIC	0.05	-	3.9 J	0.02	ND	0.004 U	0.006	0.004 UJ
BARIUM	2	2	22.1 J	0.062 B	0.01 B	0.01 U	0.03 U	0.04 J
BERYLLIUM	0.004	0.004	1 U	ND	ND	0.01 U	0.01 U	0.01 U
CADMIUM	0.005	0.005	3 U	ND	ND	0.01 U	0.01 U	0.01 U
CALCIUM	-	-	42700	24.3 J	23.7 J	54	53	42
CHROMIUM	0.1	0.1	5 U	0.019	ND	0.02 U	0.02 U	0.02 U
COBALT	-	-	10 J	0.027 B	ND	0.02 U	0.02 U	0.02 U
COPPER	1.3	-	6.9 U	0.05	ND	0.02 U	0.02 U	0.02 U
IRON	-	-	1560	22.1 J	0.063 BU	0.04 U	1.6	0.1 J
LEAD	0.015	0.015	2 U	0.03 J	0.02 UJ	0.005 U	0.005 U	0.005 U
MAGNESIUM	-	-	28400	19.8 J	18.9 J	21	21	18
MANGANESE	-	-	6310	0.535 J	0.041 J	0.01 U	0.23	0.02
MERCURY	0.002	0.002	0.24 J	ND	ND	0.0002 U	0.0002 U	0.0002 U
NICKEL	0.14	0.1	19.9 J	0.035	ND	0.04 U	0.04 U	0.04 U
POTASSIUM	-	-	3390 J	2.28 B	1.59 B	3	2	3
SELENIUM	0.05	0.05	4 U	ND	ND	0.004 U	0.004 U	0.004 UJ
SILVER	-	-	4 U	ND	ND	0.01 U	0.01 U	0.01 U
SODIUM	-	-	70200	10.5	10.9	17	18	20
THALLIUM	0.002	0.002	5 U	NA	NA	0.005 U	0.005 U	0.005 U
VANADIUM	-	-	2 U	0.063 B	0.006 B	0.01 U	0.01 U	0.01 U
ZINC	-	-	17 U	0.068	0.013 BU	0.01	0.02	0.05 J

PARAMETER	MCL	RIDEM GA	2/28/95	5/92	12/18/96
TPH	-	-	NA	NA	1 U

NA=Not Analyzed

ND=Not Detected

*=Qualifier changed according to data validation

**=Concentration changed according to data validation

APPENDIX B-5
SUMMARY TABLES FOR HISTORICAL ANALYTICAL RESULTS
MONITORING WELL MW-86-1

Historical Analytical Results
 MW-86-1
 Tank 53 - Tank Farm 5
 NETC Newport
 Volatile Organic Compounds (ug/l)

PARAMETER	MCL	RIDEM GA	10/86	7/20/90	10/25/90	5/92	12/18/96	3/25/97	8/13/97
Acetone	-	-	NA	NA	4 JB	ND	10 U	10 U	17 U
Benzene	5	5	ND	NA	ND	ND	5 U	5 U	5 U
Bromochloromethane	-	-	NA	NA	NA	NA	5 U	5 U	NA
Bromodichloromethane	100	-	NA	NA	NA	NA	5 U	5 U	5 U
Bromoform	100	-	NA	NA	NA	NA	5 U	5 U	5 UJ
Bromomethane	-	-	NA	NA	NA	NA	10 U	10 U	5 U
Butanone(2-)	-	-	NA	NA	ND	NA	10 U	10 U	10 UR
Carbon Disulfide	-	-	NA	NA	NA	NA	5 U	5 U	5 U
Carbon Tetrachloride	5	5	NA	NA	NA	NA	5 U	5 U	5 U
Chlorobenzene	-	100	NA	NA	NA	NA	5 U	5 U	5 U
Chloroethane	-	-	NA	NA	NA	NA	10 U	10 U	5 U
Chloroform	100	-	ND	NA	ND	8 J	6	5 U	5 U
Chloromethane	-	-	NA	NA	2 J	NA	10 U	10 U	5 U
Dibromo-3-chloropropane(1,2-)	0.2	0.2	NA	NA	NA	NA	5 U	5 U	NA
Dibromochloromethane	-	-	NA	NA	NA	NA	5 U	5 U	5 U
Dibromoethane(1,2-)	-	-	NA	NA	NA	NA	5 U	5 U	NA
Dichloroethane(1,1-)	-	-	ND	NA	ND	ND	5 U	5 U	5 U
Dichloroethane(1,2-)	5	5	ND	NA	NA	NA	5 U	5 U	5 U
Dichloroethene(1,1-)	7	7	NA	NA	ND	NA	5 U	5 U	5 U
Dichloroethene(1,2-) (Total)	-	-	NA	NA	ND	ND	NA	NA	NA
Dichloroethene(cis-1,2-)	70	70	NA	NA	NA	NA	5 U	5 U	5 U
Dichloroethene(trans-1,2-)	100	100	NA	NA	NA	NA	5 U	5 U	5 U
Dichloropropane(1,2-)	5	5	NA	NA	NA	NA	5 U	5 U	5 U
Dichloropropene(cis-1,3-)	-	-	NA	NA	NA	NA	5 U	5 U	5 U
Dichloropropene(trans-1,3-)	-	-	NA	NA	NA	NA	5 U	5 U	5 U
Ethylbenzene	700	700	ND	NA	ND	ND	5 U	5 U	5 U
Hexanone(2-)	-	-	NA	NA	NA	NA	10 U	10 U	10 U
Methyl-2-pentanone(4-)	-	-	NA	NA	NA	NA	10 U	10 U	10 UJ
Methylene Chloride	-	-	ND	NA	11 B	10 U**	5 U	5 U	10 U
Styrene	100	100	NA	NA	NA	NA	5 U	5 U	5 U
Tetrachloroethane(1,1,2,2-)	-	-	NA	NA	NA	NA	5 U	5 U	5 U
Tetrachloroethene	5	5	ND	NA	ND	ND	5 U	5 U	5 U
Toluene	1000	1000	ND	NA	ND	ND	5 U	5 U	5 U
Total Xylenes	10,000	10,000	ND	NA	ND	ND	5 U	5 U	5 U
Trichloroethane(1,1,1-)	200	200	ND	NA	ND	ND	5 U	5 U	5 U
Trichloroethane(1,1,2-)	5	5	NA	NA	NA	NA	5 U	5 U	5 U
Trichloroethene	5	5	ND	NA	ND	ND	5 U	5 U	5 U
Vinyl Chloride	2	2	NA	NA	ND	ND	10 U	10 U	2 U
Vinylacetate	-	-	NA	NA	NA	NA	10 U	10 U	NA

NA=Not Analyzed

ND=Not Detected

*=Qualifier changed according to data validation

**=Concentration changed according to data validation

Historical Analytical Results
 MW-86-1
 Tank 53 - Tank Farm 5
 NETC Newport
 Semi-Volatile Organic Compounds (ug/l)

PARAMETER	MCL	RIDEM GA	7/20/90	10/25/90	12/18/96	3/25/97	8/13/97
1,2,4-Trichlorobenzene	70	70	NA	NA	10 U	10 UJ	5 U
1,2-Dichlorobenzene	600	600	NA	NA	10 U	10 U	5 U
1,3-Dichlorobenzene	--	600	NA	NA	10 U	10 U	5 U
1,4-Dichlorobenzene	75	75	NA	NA	10 U	10 U	5 U
2,2'-Oxybis(1-chloropropane)	--	--	NA	NA	NA	NA	5 U
2,4,5-Trichlorophenol	--	--	NA	NA	50 U	50 U	10 U
2,4,6-Trichlorophenol	--	--	NA	NA	10 U	10 U	5 U
2,4-Dichlorophenol	--	--	NA	NA	10 U	10 U	5 U
2,4-Dimethylphenol	--	--	NA	NA	10 U	10 U	5 U
2,4-Dinitrophenol	--	--	NA	NA	50 U	50 U	10 U
2,4-Dinitrotoluene	--	--	NA	NA	10 U	10 U	5 U
2,6-Dinitrotoluene	--	--	NA	NA	10 U	10 U	5 U
2-Chloronaphthalene	--	--	NA	NA	10 U	10 UJ	5 U
2-Chlorophenol	--	--	NA	NA	10 U	10 U	5 U
2-Methylnaphthalene	--	--	NA	ND	10 U	10 U	5 U
2-Methylphenol	--	--	NA	NA	10 U	10 U	5 U
2-Nitroaniline	--	--	NA	NA	50 U	50 U	10 U
2-Nitrophenol	--	--	NA	NA	10 U	10 U	5 U
3,3-Dichlorobenzidine	--	--	NA	NA	20 U	20 U	5 U
3-Methylphenol	--	--	NA	NA	10 UJ	10 UJ	NA
3-Nitroaniline	--	--	NA	NA	50 U	50 U	10 U
4,6-Dinitro-2-methylphenol	--	--	NA	NA	50 U	50 U	10 U
4-Bromophenyl-phenylether	--	--	NA	NA	10 U	10 U	5 U
4-Chloro-3-methylphenol	--	--	NA	NA	10 U	10 U	5 U
4-Chloroaniline	--	--	NA	NA	10 U	10 U	5 U
4-Chlorophenyl-phenyl ether	--	--	NA	NA	10 U	10 U	5 U
4-Methylphenol	--	--	NA	NA	10 UJ	10 UJ	5 U
4-Nitroaniline	--	--	NA	NA	50 U	50 U	10 U
4-Nitrophenol	--	--	NA	NA	50 U	50 U	10 U
Acenaphthene	--	--	NA	ND	10 U	10 U	5 U
Acenaphthylene	--	--	NA	NA	10 U	10 U	5 U
Anthracene	--	--	NA	NA	10 U	10 U	5 U
Benzo(a)anthracene	--	--	NA	NA	10 U	10 U	5 U
Benzo(a)pyrene	2	0.2	NA	NA	10 U	10 U	0.05 U
Benzo(b)fluoranthene	--	--	NA	NA	10 U	10 U	5 U
Benzo(g,h,i)Perylene	--	--	NA	NA	10 U	10 U	5 U
Benzo(k)fluoranthene	--	--	NA	NA	10 U	10 U	5 U
Bis(2-Chloroethoxy)Methane	--	--	NA	NA	10 U	10 U	5 U
Bis(2-Chloroethyl)ether	--	--	NA	NA	10 U	10 U	5 U
bis(2-Chloroisopropyl)ether	--	--	NA	NA	10 U	10 U	NA
bis(2-Ethylhexyl)phthalate	--	--	NA	ND	10 U	10 U	5 U
Butylbenzylphthalate	--	--	NA	NA	10 U	10 U	5 U

NA=Not Analyzed

ND=Not Detected

*=Qualifier changed according to data validation

**=Concentration changed according to data validation

Historical Analytical Results
 MW-86-1
 Tank 53 - Tank Farm 5
 NETC Newport
 Semi-Volatile Organic Compounds (ug/l)

PARAMETER	MCL	RIDEM GA	7/20/90	10/25/90	12/18/96	3/25/97	8/13/97
Carbazole	--	--	NA	NA	20R R	20 UJ	5 U
Chrysene	--	--	NA	NA	10 U	10 U	5 U
Di-N-Butylphthalate	--	--	NA	NA	10 U	10 U	5 U
Di-n-octylphthalate	--	--	NA	NA	10 U	10 U	5 U
Dibenzo(a,h)Anthracene	--	--	NA	NA	10 U	10 U	5 U
Dibenzofuran	--	--	NA	NA	10 U	10 U	5 U
Diethylphthalate	--	--	NA	NA	10 U	10 U	5 U
Dimethylphthalate	--	--	NA	NA	10 U	10 U	5 U
Fluoranthene	--	--	NA	NA	10 U	10 U	5 U
Fluorene	--	--	NA	ND	10 U	10 U	5 U
Hexachlorobenzene	1	1	NA	NA	10 U	10 U	5 U
Hexachlorobutadiene	--	--	NA	NA	10 U	10 U	5 U
Hexachlorocyclopentadiene	50	--	NA	NA	10 U	10 U	5 U
Hexachloroethane	--	--	NA	NA	10 U	10 U	5 U
Indeno(1,2,3-cd)pyrene	--	--	NA	NA	10 U	10 U	5 U
Isophorone	--	--	NA	NA	10 U	10 U	5 U
N-Nitroso-di-n-propylamine	--	--	NA	NA	10 U	10 U	5 U
N-Nitrosodiphenylamine	--	--	NA	NA	10 U	10 U	5 U
Naphthalene	--	20	NA	ND	10 U	10 U	5 U
Nitrobenzene	--	--	NA	NA	10 U	10 U	5 U
Pentachlorophenol	1	1	NA	NA	50 U	50 U	10 U
Phenanthrene	--	--	NA	ND	10 U	10 U	5 U
Phenol	--	--	NA	NA	10 U	10 U	5 U
Pyrene	--	--	NA	ND	10 U	10 U	5 U

NA=Not Analyzed

ND=Not Detected

*=Qualifier changed according to data validation

**=Concentration changed according to data validation

Historical Analytical Results
MW-86-1
Tank 53 - Tank Farm 5
NETC Newport
Pesticides/PCBs (ug/l)

PARAMETER	MCL	RIDEM GA	7/20/90	12/18/96	3/25/97	8/13/97
4,4'-DDD	--	--	NA	.1 U	.1 U	0.05 U
4,4'-DDE	--	--	NA	.1 U	.1 U	0.05 U
4,4'-DDT	--	--	NA	.1 U	.1 U	0.05 U
Aldrin	--	--	NA	.05 U	.05 U	0.025 U
alpha-BHC	--	--	NA	.05 U	.05 U	0.025 U
alpha-Chlordane	2	2	NA	.05 U	.05 U	0.025 U
beta-BHC	--	--	NA	.05 U	.05 U	0.025 U
delta-BHC	--	--	NA	.05 U	.05 U	0.025 U
Dieldrin	--	--	NA	.1 U	.1 U	0.05 U
Endosulfan I	--	--	NA	.05 UJ	.05 U	0.025 U
Endosulfan II	--	--	NA	.1 U	.1 U	0.05 U
Endosulfan Sulfate	--	--	NA	.1 U	.1 U	0.05 U
Endrin	2	--	NA	.1 U	.1 U	0.05 U
Endrin Aldehyde	--	--	NA	.01 U	.01 U	0.05 U
Endrin Ketone	--	--	NA	.1 U	.1 U	0.05 U
gamma-BHC	--	--	NA	.05 U	.05 U	0.025 U
gamma-Chlordane	2	2	NA	.05 U	.05 U	0.025 U
Heptachlor	0.4	--	NA	.05 U	.05 U	0.025 U
Heptachlor Epoxide	0.2	--	NA	.05 U	.05 U	0.025 U
Methoxychlor	40	--	NA	.5 U	.5 U	0.25 U
Toxaphene	3	--	NA	5 U	5 U	2.5 U
Aroclor-1016	0.5	0.5	NA	1 U	1 U	0.5 U
Aroclor-1221	0.5	0.5	NA	2 U	2 U	1 U
Aroclor-1232	0.5	0.5	NA	1 U	1 U	0.5 U
Aroclor-1242	0.5	0.5	NA	1 U	1 U	0.5 U
Aroclor-1248	0.5	0.5	NA	1 U	1 U	0.5 U
Aroclor-1254	0.5	0.5	NA	1 U	1 U	0.5 U
Aroclor-1260	0.5	0.5	NA	1 U	1 U	0.5 U

NA=Not Analyzed

ND=Not Detected

*=Qualifier changed according to data validation

**=Concentration changed according to data validation

Historical Analytical Results
 MW-86-1
 Tank 53 - Tank Farm 5
 NETC Newport
 Metals/TPH (mg/l)

PARAMETER	MCL	RIDEM GA	7/20/90 (Pb)	10/25/90	5/92	5/92	12/18/96	12/18/96	3/25/97	3/25/97	8/13/97	8/13/97 Total
ALUMINUM	-	-	NA	NA	0.368	16.9	0.1 U	4.1	0.1 U	4.7	0.109 U	1.98
ANTIMONY	0.01	0.006	NA	NA	ND	NA	0.02 U	0.02 U	0.02 U	0.02 U	0.002 U	0.002 U
ARSENIC	0.05	-	NA	159	0.002 UJ	0.057 J	0.004 U	0.028	0.004 UJ	0.014 J	0.0034 J	0.0144
BARIUM	2	2	NA	NA	0.008 B	0.052 B	0.01 U	0.11 U	0.01 U	0.03	0.0068 U	0.0145 U
BERYLLIUM	0	0.004	NA	NA	ND	ND	0.01 U	0.01 U	0.01 U	0.01 U	0.00078 U	0.00078 U
CADMIUM	0.01	0.005	NA	NA	0.007	ND	0.01 U	0.01 U	0.01 U	0.01 U	0.0005 U	0.0005 U
CALCIUM	-	-	NA	NA	16.2	18.4	15	21	15	24	18.1	21
CHROMIUM	0.1	0.1	NA	ND	ND	0.03	0.02 U	0.02 U	0.02 U	0.02 U	0.0065 UJ	0.0065 UJ
COBALT	-	-	NA	NA	0.036 B	0.171	0.02 U	0.02 U	0.02 U	0.02 U	0.02	0.0391 U
COPPER	1.3	-	NA	160	ND	0.063	0.02 U	0.02 U	0.02 U	0.02 U	0.0038 UJ	0.0038 UJ
IRON	-	-	NA	NA	1.17	72.2	0.04 U	9.6	0.04 U	12	0.0071 UJ	6.670 J
LEAD	0.02	0.015	21.6 J	48.6	REJ	0.025 J	0.005 U	0.0015	0.005 U	0.005 U	0.0012 U	0.0049 U
MAGNESIUM	-	-	NA	NA	13	16.7	8.9	9.7	9.5	10	14	15.7
MANGANESE	-	-	NA	NA	0.721	3.1	0.01 U	0.25	0.01 U	0.19	0.356	0.716
MERCURY	0	0.002	NA	NA	ND	ND	0.0002 U	0.0002 U	0.0002 U	0.0002 U	0.00013 U	0.00013 U
NICKEL	0.14	0.1	NA	250	0.04	0.116	0.04 U	0.04 U	0.04 U	0.04 U	0.0252 J	0.0397 J
POTASSIUM	-	-	NA	NA	1.03 B	1.6 B	1 U	1	1 U	2	1.22	1.160 U
SELENIUM	0.05	0.05	NA	NA	0.002 UJ	ND	0.004 U	0.004 U	0.004 UJ	0.004 UJ	0.0034 U	0.0034 U
SILVER	-	-	NA	NA	ND	ND	0.01 U	0.01 U	0.01 U	0.01 U	0.0018 U	0.0018 U
SODIUM	-	-	NA	NA	9.51	9.23	7.6	7.8	9.1	11	11.2	11.9
THALLIUM	0	0.002	NA	NA	NA	NA	0.005 U	0.005 U	0.005 U	0.005 U	0.002 U	0.002 U
VANADIUM	-	-	NA	NA	ND	ND	0.01 U	0.01 U	0.01 U	0.01 U	0.0105 J	0.0069 J
ZINC	-	-	NA	334	0.023	0.19	0.02	0.06	0.01	0.06	0.0304	0.05

PARAMETER	MCL	RIDEM GA	7/20/90	10/25/90	5/92	12/18/96	3/25/97	8/13/97
TPH	-	-	NA	NA	NA	1 U	1 U	1.1 U

NA=Not Analyzed
 ND=Not Detected
 * =Qualifier changed according to data validation
 **=Concentration changed according to data validation

APPENDIX B-6
SUMMARY TABLES FOR HISTORICAL ANALYTICAL RESULTS
MONITORING WELL MW-86-2

Historical Analytical Results
 MW-86-2
 Tank 53 - Tank Farm 5
 NETC Newport
 Volatile Organic Compounds (ug/l)

PARAMETER	MCL	RIDEM GA	10/86	7/20/90	10/25/90	5/92	2/28/95	12/18/96	3/25/97
Acetone	-	-	NA	NA	3 JB	ND	10 U	10 U	34 U
Benzene	5	5	ND	NA	ND	ND	5 U	5 U	5 U
Bromochloromethane	-	-	NA	NA	NA	NA	NA	5 U	5 U
Bromodichloromethane	100	-	NA	NA	NA	NA	5 U	5 U	5 U
Bromoform	100	-	NA	NA	NA	NA	5 U	5 U	5 U
Bromomethane	-	-	NA	NA	NA	NA	10 U	10 U	10 U
Butanone(2-)	-	-	NA	NA	ND	NA	10 U	10 U	10 U
Carbon Disulfide	-	-	NA	NA	NA	NA	5 U	5 U	5 U
Carbon Tetrachloride	5	5	NA	NA	NA	NA	5 U	5 U	5 U
Chlorobenzene	-	100	NA	NA	NA	NA	5 U	5 U	5 U
Chloroethane	-	-	NA	NA	NA	NA	10 U	10 U	10 U
Chloroform	100	-	10	NA	5	ND	5 U	5 U	5 U
Chloromethane	-	-	NA	NA	ND	NA	10 U	10 U	10 U
Dibromo-3-chloropropane(1,2-)	0.2	0.2	NA	NA	NA	NA	NA	5 U	5 U
Dibromochloromethane	-	-	NA	NA	NA	NA	5 U	5 U	5 U
Dibromoethane(1,2-)	-	-	NA	NA	NA	NA	NA	5 U	5 U
Dichloroethane(1,1-)	-	-	2	NA	1 J	ND	7	5 U	5 U
Dichloroethane(1,2-)	5	5	ND	NA	NA	NA	5 U	5 U	5 U
Dichloroethene(1,1-)	7	7	NA	NA	ND	NA	5 U	5 U	5 U
Dichloroethene(1-2-) (Total)	-	-	NA	NA	12	ND	3 J	NA	NA
Dichloroethene(cis-1,2-)	70	70	NA	NA	NA	NA	NA	5 U	5 U
Dichloroethene(trans-1,2-)	100	100	NA	NA	NA	NA	NA	5 U	5 U
Dichloropropane(1,2-)	5	5	NA	NA	NA	NA	5 U	5 U	5 U
Dichloropropene(cis-1,3-)	-	-	NA	NA	NA	NA	5 U	5 U	5 U
Dichloropropene(trans-1,3-)	-	-	NA	NA	NA	NA	5 U	5 U	5 U
Ethylbenzene	700	700	ND	NA	ND	ND	5 U	5 U	5 U
Hexanone(2-)	-	-	NA	NA	NA	NA	10 U	10 U	10 U
Methyl-2-pentanone(4-)	-	-	NA	NA	NA	NA	10 U	10 U	10 U
Methylene Chloride	-	-	ND	NA	11 B	10 U**	5 U	5 U	5 U
Styrene	100	100	NA	NA	NA	NA	5 U	5 U	5 U
Tetrachloroethane(1,1,2,2-)	-	-	NA	NA	NA	NA	5 U	5 U	5 U
Tetrachloroethene	5	5	ND	NA	ND	ND	5 U	5 U	5 U
Toluene	1000	1000	ND	NA	ND	ND	5 U	5 U	5 U
Total Xylenes	10,000	10,000	ND	NA	ND	ND	5 U	5 U	5 U
Trichloroethane(1,1,1-)	200	200	5	NA	7	ND	2 J	5 U	5 U
Trichloroethane(1,1,2-)	5	5	NA	NA	NA	NA	5 U	5 U	5 U
Trichloroethene	5	5	1	NA	8	ND	3 J	5 U	5 U
Vinyl Chloride	2	2	NA	NA	ND	ND	10 U	10 U	10 U
Vinylacetate	-	-	NA	NA	NA	NA	NA	10 U	10 U

NA=Not Analyzed

ND=Not Detected

*=Qualifier changed according to data validation

**=Concentration changed according to data validation

Historical Analytical Results
 MW-86-2
 Tank 53 - Tank Farm 5
 NETC Newport
 Semi-Volatile Organic Compounds (ug/l)

PARAMETER	MCL	RIDEM GA	7/20/90	10/25/90	2/28/95	3/25/97
1,2,4-Trichlorobenzene	70	70	NA	NA	10 U	10 UJ
1,2-Dichlorobenzene	600	600	NA	NA	10 U	10 U
1,3-Dichlorobenzene	--	600	NA	NA	10 U	10 U
1,4-Dichlorobenzene	75	75	NA	NA	10 U	10 U
2,2'-Oxybis(1-chloropropane)	--	--	NA	NA	10 U	NA
2,4,5-Trichlorophenol	--	--	NA	NA	25 U	50 U
2,4,6-Trichlorophenol	--	--	NA	NA	10 U	10 U
2,4-Dichlorophenol	--	--	NA	NA	10 U	10 U
2,4-Dimethylphenol	--	--	NA	NA	10 U	10 U
2,4-Dinitrophenol	--	--	NA	NA	25 U	50 U
2,4-Dinitrotoluene	--	--	NA	NA	10 U	10 U
2,6-Dinitrotoluene	--	--	NA	NA	10 U	10 U
2-Chloronaphthalene	--	--	NA	NA	10 U	10 UJ
2-Chlorophenol	--	--	NA	NA	10 U	10 U
2-Methylnaphthalene	--	--	NA	ND	10 U	10 U
2-Methylphenol	--	--	NA	NA	10 U	10 U
2-Nitroaniline	--	--	NA	NA	25 U	50 U
2-Nitrophenol	--	--	NA	NA	10 U	10 U
3,3-Dichlorobenzidine	--	--	NA	NA	10 U	20 U
3-Methylphenol	--	--	NA	NA	NA	10 UJ
3-Nitroaniline	--	--	NA	NA	25 U	50 U
4,6-Dinitro-2-methylphenol	--	--	NA	NA	25 U	50 U
4-Bromophenyl-phenylether	--	--	NA	NA	10 U	10 U
4-Chloro-3-methylphenol	--	--	NA	NA	10 U	10 U
4-Chloroaniline	--	--	NA	NA	10 U	10 U
4-Chlorophenyl-phenyl ether	--	--	NA	NA	10 U	10 U
4-Methylphenol	--	--	NA	NA	10 U	10 UJ
4-Nitroaniline	--	--	NA	NA	25 U	50 U
4-Nitrophenol	--	--	NA	NA	25 U	50 U
Acenaphthene	--	--	NA	ND	10 U	10 U
Acenaphthylene	--	--	NA	NA	10 U	10 U
Anthracene	--	--	NA	NA	10 U	10 U
Benzo(a)anthracene	--	--	NA	NA	10 U	10 U
Benzo(a)pyrene	2	0.2	NA	NA	10 U	10 U
Benzo(b)fluoranthene	--	--	NA	NA	10 U	10 U
Benzo(g,h,i)Perylene	--	--	NA	NA	10 U	10 U
Benzo(k)fluoranthene	--	--	NA	NA	10 U	10 U
Bis(2-Chloroethoxy)Methane	--	--	NA	NA	10 U	10 U
Bis(2-Chloroethyl)ether	--	--	NA	NA	10 U	10 U
bis(2-Chloroisopropyl)ether	--	--	NA	NA	NA	10 U
bis(2-Ethylhexyl)phthalate	--	--	NA	ND	4 J	10 U
Butylbenzylphthalate	--	--	NA	NA	10 U	10 U

NA=Not Analyzed

ND=Not Detected

*=Qualifier changed according to data validation

**=Concentration changed according to data validation

Historical Analytical Results
 MW-86-2
 Tank 53 - Tank Farm 5
 NETC Newport
 Semi-Volatile Organic Compounds (ug/l)

PARAMETER	MCL	RIDEM GA	7/20/90	10/25/90	2/28/95	3/25/97
Carbazole	--	--	NA	NA	10 U	20 UJ
Chrysene	--	--	NA	NA	10 U	10 U
Di-N-Butylphthalate	--	--	NA	NA	10 U	10 U
Di-n-octylphthalate	--	--	NA	NA	10 U	10 U
Dibenzo(a,h)Anthracene	--	--	NA	NA	10 U	10 U
Dibenzofuran	--	--	NA	NA	10 U	10 U
Diethylphthalate	--	--	NA	NA	10 U	10 U
Dimethylphthalate	--	--	NA	NA	10 U	10 U
Fluoranthene	--	--	NA	NA	10 U	10 U
Fluorene	--	--	NA	ND	10 U	10 U
Hexachlorobenzene	1	1	NA	NA	10 U	10 U
Hexachlorobutadiene	--	--	NA	NA	10 U	10 U
Hexachlorocyclopentadiene	50	--	NA	NA	10 U	10 U
Hexachloroethane	--	--	NA	NA	10 U	10 U
Indeno(1,2,3-cd)pyrene	--	--	NA	NA	10 U	10 U
Isophorone	--	--	NA	NA	10 U	10 U
N-Nitroso-di-n-propylamine	--	--	NA	NA	10 U	10 U
N-Nitrosodiphenylamine	--	--	NA	NA	10 U	10 U
Naphthalene	--	20	NA	ND	10 U	10 U
Nitrobenzene	--	--	NA	NA	10 U	10 U
Pentachlorophenol	1	1	NA	NA	25 U	50 U
Phenanthrene	--	--	NA	ND	10 U	10 U
Phenol	--	--	NA	NA	10 U	10 U
Pyrene	--	--	NA	ND	10 U	10 U

NA=Not Analyzed

ND=Not Detected

*=Qualifier changed according to data validation

**=Concentration changed according to data validation

Historical Analytical Results
 MW-86-2
 Tank 53 - Tank Farm 5
 NETC Newport
 Pesticides/PCBs (ug/l)

PARAMETER	MCL	RIDEM GA	7/20/90	2/28/95	12/18/96	3/35/97
4,4'-DDD	--	--	NA	.1 U	.1 U	.1 U
4,4'-DDE	--	--	NA	.1 U	.1 U	.1 U
4,4'-DDT	--	--	NA	.1 U	.1 U	.1 U
Aldrin	--	--	NA	.05 U	.05 U	.05 U
alpha-BHC	--	--	NA	.05 U	.05 U	.05 U
alpha-Chlordane	2	2	NA	NA	.05 U	.05 U
beta-BHC	--	--	NA	.05 U	.05 U	.05 U
delta-BHC	--	--	NA	.05 U	.05 U	.05 U
Dieldrin	--	--	NA	.1 U	.1 U	.1 U
Endosulfan I	--	--	NA	.05 U	.05 UJ	.05 U
Endosulfan II	--	--	NA	.1 U	.1 U	.1 U
Endosulfan Sulfate	--	--	NA	.1 U	.1 U	.1 U
Endrin	2	--	NA	.1 U	.1 U	.1 U
Endrin Aldehyde	--	--	NA	.1 U	.01 U	.01 U
Endrin Ketone	--	--	NA	NA	.1 U	.1 U
gamma-BHC	--	--	NA	.05 U	.05 U	.05 U
gamma-Chlordane	2	2	NA	NA	.05 U	.05 U
Heptachlor	0.4	--	NA	.05 U	.05 U	.05 U
Heptachlor Epoxide	0.2	--	NA	.05 U	.05 U	.05 U
Methoxychlor	40	--	NA	.5 U	.5 U	.5 U
Toxaphene	3	--	NA	5 U	5 U	5 U
Aroclor-1016	0.5	0.5	NA	1 U	1 U	1 U
Aroclor-1221	0.5	0.5	NA	2 U	2 U	2 U
Aroclor-1232	0.5	0.5	NA	1 U	1 U	1 U
Aroclor-1242	0.5	0.5	NA	1 U	1 U	1 U
Aroclor-1248	0.5	0.5	NA	1 U	1 U	1 U
Aroclor-1254	0.5	0.5	NA	1 U	1 U	1 U
Aroclor-1260	0.5	0.5	NA	1 U	1 U	1 U

NA=Not Analyzed

ND=Not Detected

*=Qualifier changed according to data validation

**=Concentration changed according to data validation

Click here to go to Appendix B7

Historical Analytical Results
 MW-86-2
 Tank 53 - Tank Farm 5
 NETC Newport
 Metals/TPH (mg/l)

PARAMETER	MCL	RIDEM GA	7/20/90 (pb)	10/25/90	5/92 Filt	5/92	12/18/96 Filt	12/18/96 Tot	3/25/97 Filt	3/25/97 Tot
ALUMINUM	-	-	NA	NA	18.9	18.9	0.1 U	2.8	0.1 U	4.7
ANTIMONY	0.01	0.006	NA	NA	ND	NA	0.02 U	0.02 U	0.02 U	0.02 U
ARSENIC	0.05	-	NA	51.6	0.047	0.047	0.004 U	0.018	0.004 UJ	0.019 J
BARIIUM	2	2	NA	NA	0.067 B	0.067	0.01 U	0.01	0.01 U	0.03
BERYLLIUM	0	0.004	NA	NA	ND	ND	0.01 U	0.01 U	0.01 U	0.01 U
CADMIUM	0.01	0.005	NA	NA	ND	ND	0.01 U	0.01 U	0.01 U	0.01 U
CALCIUM	-	-	NA	NA	25.3 J	25.3 J	35	36	27	26
CHROMIUM	0.1	0.1	NA	12.4	0.066	0.066	0.02 U	0.02 U	0.02 U	0.02 U
COBALT	-	-	NA	NA	0.102	0.102	0.02 U	0.02 U	0.02 U	0.03
COPPER	1.3	-	NA	91.2	0.076	0.076	0.02 U	0.02 U	0.02 U	0.02
IRON	-	-	NA	NA	94.6 J	94.6 J	0.04 U	8.9	0.04 U	16
LEAD	0.02	0.015	NA	36.2	0.053 J	0.053 J	0.005 U	0.009	0.005 U	0.007
MAGNESIUM	-	-	NA	NA	27.7 J	27.2 J	28	28	22	22
MANGANESE	-	-	NA	NA	4.38 J	4.38 J	0.14	0.35	0.03 J	0.86
MERCURY	0	0.002	NA	NA	0.00014 B	0.00014 B	0.0002 U	0.0002 U	0.0002 U	0.0002 U
NICKEL	0.14	0.1	NA	134	0.115	0.115	0.04 U	0.04 U	0.04 U	0.04J
POTASSIUM	-	-	NA	NA	2.86 B	2.86 B	3	3	2	4
SELENIUM	0.05	0.05	NA	NA	ND	ND	0.004 U	0.004 U	0.004 UJ	0.004 UJ
SILVER	-	-	NA	NA	ND	ND	0.01 U	0.01 U	0.01 U	0.01 U
SODIUM	-	-	NA	NA	15.1	15.1	19	18	16	17
THALLIUM	0	0.002	NA	NA	NA	NA	0.005 U	0.005 U	0.005 U	0.005 U
VANADIUM	-	-	NA	NA	ND	ND	0.01 U	0.01 U	0.01 U	0.01
ZINC	-	-	NA	331	0.255	0.255	0.03	0.07	0.01 U	0.11

PARAMETER	MCL	RIDEM GA	7/20/90	10/25/90	5/92	12/18/96	3/5/97
TPH	-	-	NA	NA	NA	1 U	1 U

NA=Not Analyzed
 ND=Not Detected
 * =Qualifier changed according to data validation
 ** =Concentration changed according to data validation

[Click here to return to main document and Bookmarks](#)

APPENDIX B-7
SUMMARY TABLES FOR HISTORICAL ANALYTICAL RESULTS
MONITORING WELL MW-86-4

Historical Analytical Results
 MW-86-4
 Tank 53 - Tank Farm 5
 NETC Newport
 Volatile Organic Compounds (ug/l)

PARAMETER	MCL	RIDEM GA	10/86	7/20/90	10/25/90	5/92	12/18/96	3/25/97	8/14/97
Acetone	-	-	NA	NA	ND	10 U**	10 U	10 U	10 UR
Benzene	5	5	ND	NA	ND	ND	5 U	5 U	5 U
Bromochloromethane	-	-	NA	NA	NA	NA	5 U	5 U	NA
Bromodichloromethane	100	-	NA	NA	NA	NA	5 U	5 U	5 U
Bromoform	100	-	NA	NA	NA	NA	5 U	5 U	5 U
Bromomethane	-	-	NA	NA	NA	NA	10 U	10 U	5 U
Butanone(2-)	-	-	NA	NA	ND	NA	10 U	10 U	10 UR
Carbon Disulfide	-	-	NA	NA	NA	NA	5 U	5 U	5 U
Carbon Tetrachloride	5	5	NA	NA	NA	NA	5 U	5 U	5 U
Chlorobenzene	-	100	NA	NA	NA	NA	5 U	5 U	5 U
Chloroethane	-	-	NA	NA	NA	NA	10 U	10 U	5 U
Chloroform	100	-	12	NA	ND	ND	5 U	5 U	5 U
Chloromethane	-	-	NA	NA	ND	NA	10 U	10 U	5 U
Dibromo-3-chloropropane(1,2-)	0.2	0.2	NA	NA	NA	NA	5 U	5 U	NA
Dibromochloromethane	-	-	NA	NA	NA	NA	5 U	5 U	5 U
Dibromoethane(1,2-)	-	-	NA	NA	NA	NA	5 U	5 U	NA
Dichloroethane(1,1-)	-	-	ND	NA	ND	ND	5 U	5 U	5 U
Dichloroethane(1,2-)	5	5	ND	NA	NA	NA	5 U	5 U	5 U
Dichloroethene(1,1-)	7	7	NA	NA	ND	NA	5 U	5 U	5 U
Dichloroethene(1,2-) (Total)	-	-	NA	NA	ND	ND	NA	NA	NA
Dichloroethene(cis-1,2-)	70	70	NA	NA	NA	NA	5 U	5 U	5 U
Dichloroethene(trans-1,2-)	100	100	NA	NA	NA	NA	5 U	5 U	5 U
Dichloropropane(1,2-)	5	5	NA	NA	NA	NA	5 U	5 U	5 U
Dichloropropene(cis-1,3-)	-	-	NA	NA	NA	NA	5 U	5 U	5 U
Dichloropropene(trans-1,3-)	-	-	NA	NA	NA	NA	5 U	5 U	5 U
Ethylbenzene	700	700	ND	NA	ND	ND	5 U	5 U	5 U
Hexanone(2-)	-	-	NA	NA	NA	NA	10 U	10 U	10 U
Methyl-2-pentanone(4-)	-	-	NA	NA	NA	NA	10 U	10 U	10 U
Methylene Chloride	-	-	ND	NA	8 B	ND	5 U	5 U	9 U
Styrene	100	100	NA	NA	NA	NA	5 U	5 U	5 U
Tetrachloroethane(1,1,2,2-)	-	-	NA	NA	NA	NA	5 U	5 U	5 U
Tetrachloroethene	5	5	ND	NA	ND	ND	5 U	5 U	5 U
Toluene	1000	1000	ND	NA	ND	ND	5 U	5 U	5 U
Total Xylenes	10,000	10,000	ND	NA	ND	ND	5 U	5 U	5 U
Trichloroethane(1,1,1-)	200	200	ND	NA	ND	ND	5 U	5 U	5 U
Trichloroethane(1,1,2-)	5	5	NA	NA	NA	NA	5 U	5 U	5 U
Trichloroethene	5	5	ND	NA	ND	ND	5 U	5 U	5 U
Vinyl Chloride	2	2	NA	NA	ND	ND	10 U	10 U	2 U
Vinylacetate	-	-	NA	NA	NA	NA	10 U	10 U	NA

NA=Not Analyzed

ND=Not Detected

*=Qualifier changed according to data validation

**=Concentration changed according to data validation

Historical Analytical Results
 MW-86-4
 Tank 53 - Tank Farm 5
 NETC Newport
 Semi-Volatile Organic Compounds (ug/l)

PARAMETER	MCL	RIDEM GA	7/20/90	10/25/90	12/18/96	3/25/97
1,2,4-Trichlorobenzene	70	70	NA	NA	10 U	10 UJ
1,2-Dichlorobenzene	600	600	NA	NA	10 U	10 U
1,3-Dichlorobenzene	--	600	NA	NA	10 U	10 U
1,4-Dichlorobenzene	75	75	NA	NA	10 U	10 U
2,2'-Oxybis(1-chloropropane)	--	--	NA	NA	NA	NA
2,4,5-Trichlorophenol	--	--	NA	NA	50 U	50 U
2,4,6-Trichlorophenol	--	--	NA	NA	10 U	10 U
2,4-Dichlorophenol	--	--	NA	NA	10 U	10 U
2,4-Dimethylphenol	--	--	NA	NA	10 U	10 U
2,4-Dinitrophenol	--	--	NA	NA	50 U	50 U
2,4-Dinitrotoluene	--	--	NA	NA	10 U	10 U
2,6-Dinitrotoluene	--	--	NA	NA	10 U	10 U
2-Chloronaphthalene	--	--	NA	NA	10 U	10 UJ
2-Chlorophenol	--	--	NA	NA	10 U	10 U
2-Methylnaphthalene	--	--	NA	ND	10 U	10 U
2-Methylphenol	--	--	NA	NA	10 U	10 U
2-Nitroaniline	--	--	NA	NA	50 U	50 U
2-Nitrophenol	--	--	NA	NA	10 U	10 U
3,3-Dichlorobenzidine	--	--	NA	NA	20 U	20 U
3-Methylphenol	--	--	NA	NA	10 UJ	10 UJ
3-Nitroaniline	--	--	NA	NA	50 U	50 U
4,6-Dinitro-2-methylphenol	--	--	NA	NA	50 U	50 U
4-Bromophenyl-phenylether	--	--	NA	NA	10 U	10 U
4-Chloro-3-methylphenol	--	--	NA	NA	10 U	10 U
4-Chloroaniline	--	--	NA	NA	10 U	10 U
4-Chlorophenyl-phenyl ether	--	--	NA	NA	10 U	10 U
4-Methylphenol	--	--	NA	NA	10 UJ	10 UJ
4-Nitroaniline	--	--	NA	NA	50 U	50 U
4-Nitrophenol	--	--	NA	NA	50 U	50 U
Acenaphthene	--	--	NA	ND	10 U	10 U
Acenaphthylene	--	--	NA	NA	10 U	10 U
Anthracene	--	--	NA	NA	10 U	10 U
Benzo(a)anthracene	--	--	NA	NA	10 U	10 U
Benzo(a)pyrene	2	0.2	NA	NA	10 U	10 U
Benzo(b)fluoranthene	--	--	NA	NA	10 U	10 U
Benzo(g,h,i)Perylene	--	--	NA	NA	10 U	10 U
Benzo(k)fluoranthene	--	--	NA	NA	10 U	10 U
Bis(2-Chloroethoxy)Methane	--	--	NA	NA	10 U	10 U
Bis(2-Chloroethyl)ether	--	--	NA	NA	10 U	10 U
bis(2-Chloroisopropyl)ether	--	--	NA	NA	10 U	10 U
bis(2-Ethylhexyl)phthalate	--	--	NA	ND	10 U	10 U
Butylbenzylphthalate	--	--	NA	NA	10 U	10 U

NA=Not Analyzed

ND=Not Detected

*=Qualifier changed according to data validation

**=Concentration changed according to data validation

Historical Analytical Results
 MW-86-4
 Tank 53 - Tank Farm 5
 NETC Newport
 Semi-Volatile Organic Compounds (ug/l)

PARAMETER	MCL	RIDEM GA	7/20/90	10/25/90	12/18/96	3/25/97
Carbazole	--	--	NA	NA	20R R	20 UJ
Chrysene	--	--	NA	NA	10 U	10 U
Di-N-Butylphthalate	--	--	NA	NA	10 U	10 U
Di-n-octylphthalate	--	--	NA	NA	10 U	10 U
Dibenzo(a,h)Anthracene	--	--	NA	NA	10 U	10 U
Dibenzofuran	--	--	NA	NA	10 U	10 U
Diethylphthalate	--	--	NA	NA	10 U	10 U
Dimethylphthalate	--	--	NA	NA	10 U	10 U
Fluoranthene	--	--	NA	NA	10 U	10 U
Fluorene	--	--	NA	ND	10 U	10 U
Hexachlorobenzene	1	1	NA	NA	10 U	10 U
Hexachlorobutadiene	--	--	NA	NA	10 U	10 U
Hexachlorocyclopentadiene	50	--	NA	NA	10 U	10 U
Hexachloroethane	--	--	NA	NA	10 U	10 U
Indeno(1,2,3-cd)pyrene	--	--	NA	NA	10 U	10 U
Isophorone	--	--	NA	NA	10 U	10 U
N-Nitroso-di-n-propylamine	--	--	NA	NA	10 U	10 U
N-Nitrosodiphenylamine	--	--	NA	NA	10 U	10 U
Naphthalene	--	20	NA	ND	10 U	10 U
Nitrobenzene	--	--	NA	NA	10 U	10 U
Pentachlorophenol	1	1	NA	NA	50 U	50 U
Phenanthrene	--	--	NA	ND	10 U	10 U
Phenol	--	--	NA	NA	10 U	10 U
Pyrene	--	--	NA	ND	10 U	10 U

NA=Not Analyzed

ND=Not Detected

*=Qualifier changed according to data validation

**=Concentration changed according to data validation

Historical Analytical Results
 MW-86-4
 Tank 53 - Tank Farm 5
 NETC Newport
 Pesticides/PCBs (ug/l)

PARAMETER	MCL	RIDEM GA	7/20/90	12/18/96	3/5/97
4,4'-DDD	--	--	NA	.1 U	.1 U
4,4'-DDE	--	--	NA	.1 U	.1 U
4,4'-DDT	--	--	NA	.1 U	.1 U
Aldrin	--	--	NA	.05 U	.05 U
alpha-BHC	--	--	NA	.05 U	.05 U
alpha-Chlordane	2	2	NA	.05 U	.05 U
beta-BHC	--	--	NA	.05 U	.05 U
delta-BHC	--	--	NA	.05 U	.05 U
Dieldrin	--	--	NA	.1 U	.1 U
Endosulfan I	--	--	NA	.05 UJ	.05 U
Endosulfan II	--	--	NA	.1 U	.1 U
Endosulfan Sulfate	--	--	NA	.1 U	.1 U
Endrin	2	--	NA	.1 U	.1 U
Endrin Aldehyde	--	--	NA	.01 U	.01 U
Endrin Ketone	--	--	NA	.1 U	.1 U
gamma-BHC	--	--	NA	.05 U	.05 U
gamma-Chlordane	2	2	NA	.05 U	.05 U
Heptachlor	0.4	--	NA	.05 U	.05 U
Heptachlor Epoxide	0.2	--	NA	.05 U	.05 U
Methoxychlor	40	--	NA	.5 U	.5 U
Toxaphene	3	--	NA	5 U	5 U
Aroclor-1016	0.5	0.5	NA	1 U	1 U
Aroclor-1221	0.5	0.5	NA	2 U	2 U
Aroclor-1232	0.5	0.5	NA	1 U	1 U
Aroclor-1242	0.5	0.5	NA	1 U	1 U
Aroclor-1248	0.5	0.5	NA	1 U	1 U
Aroclor-1254	0.5	0.5	NA	1 U	1 U
Aroclor-1260	0.5	0.5	NA	1 U	1 U

NA=Not Analyzed

ND=Not Detected

*=Qualifier changed according to data validation

**=Concentration changed according to data validation

Historical Analytical Results
 MW-86-4
 Tank 53 - Tank Farm 5
 NETC Newport
 Metals/TPH (mg/l)

PARAMETER	MCL	RIDEM GA	7/20/90	10/25/90	5/92		12/18/96		3/25/97	
					Filtered	Total	Filtered	Total	Filtered	Total
ALUMINUM	-	-	NA	NA	0.105	17.4	0.1 U	6.3	0.1 U	6.1
ANTIMONY	0.006	0.006	NA	NA	ND	NA	0.02 U	0.02 U	0.02 U	0.02 U
ARSENIC	0.05	-	NA	N/A	0.002 UJ	0.016 J	0.004 U	0.014	0.004 UJ	0.007 J
BARIUM	2	2	NA	NA	ND	0.023 B	0.01 U	0.01 U	0.01 U	0.02
BERYLLIUM	0.004	0.004	NA	NA	ND	ND	0.01 U	0.01 U	0.01 U	0.01 U
CADMIUM	0.005	0.005	NA	NA	ND	ND	0.01 U	0.01 U	0.01 U	0.01 U
CALCIUM	-	-	NA	NA	4.66 B	6	5.4	6.8	4.5	6.3
CHROMIUM	0.1	0.1	NA	N/A	ND	0.03	0.02 U	0.02 U	0.02 U	0.02 U
COBALT	-	-	NA	NA	ND	0.017 B	0.02 U	0.02 U	0.02 U	0.02 U
COPPER	1.3	-	NA	N/A	0.008 B	0.034	0.02 U	0.02 U	0.02 U	0.02 U
IRON	-	-	NA	NA	ND	44.7	0.04 U	19	0.04 U	15
LEAD	0.015	0.015	20.2 J	NA	REJ	0.017 J	0.005 U	0.011	0.005 U	0.005 U
MAGNESIUM	-	-	NA	NA	2.1 B	7	2.1	3.8	2	3.7
MANGANESE	-	-	NA	NA	0.02	0.263	0.02	0.2	0.02 J	0.11
MERCURY	0.002	0.002	NA	NA	ND	ND	0.0002 U	0.0002 U	0.0002 U	0.0002 U
NICKEL	0.14	0.1	NA	N/A	ND	0.027 B	0.04 U	0.04 U	0.04 U	0.04 U
POTASSIUM	-	-	NA	NA	ND	1.33 B	1	1	1 U	1
SELENIUM	0.05	0.05	NA	NA	0.002 UJ	2 UJ	0.004 U	0.004 U	0.004 UJ	0.004 UJ
SILVER	-	-	NA	NA	ND	ND	0.01 U	0.01 U	0.01 U	0.01 U
SODIUM	-	-	NA	NA	8.96	8.7	4.7	5	6	8.8
THALLIUM	0.002	0.002	NA	NA	NA	NA	0.005 U	0.005 U	0.005 U	0.005 U
VANADIUM	-	-	NA	NA	ND	0.012 B	0.01 U	0.01 U	0.01 U	0.01
ZINC	-	-	NA	NA	0.01 B	0.084	0.03	0.03	0.01	0.07

PARAMETER	MCL	RIDEM GA	7/20/90	10/25/90	5/92	12/18/96	3/25/97
TPH	-	-	NA	NA	NA	1 U	1 U

NA=Not Analyzed

ND=Not Detected

*=Qualifier changed according to data validation

**=Concentration changed according to data validation

APPENDIX B-8
SUMMARY TABLES FOR HISTORICAL ANALYTICAL RESULTS
MONITORING WELL MW-86-5

Historical Analytical Results
 MW-86-5
 Tank 53 - Tank Farm 5
 NETC Newport
 Volatile Organic Compounds (ug/l)

PARAMETER	MCL	RIDEM GA	10/86	5/92	2/28/95	12/17/96	3/24/97
Acetone	-	-	NA	17 U**	10 U	10 U	10 U
Benzene	5	5	ND	ND	5 U	5 U	5 U
Bromochloromethane	-	-	NA	NA	NA	5 U	5 U
Bromodichloromethane	100	-	NA	NA	5 U	5 U	5 U
Bromoform	100	-	NA	NA	5 U	5 U	5 U
Bromomethane	-	-	NA	NA	10 U	10 U	10 U
Butanone(2-)	-	-	NA	NA	10 U	10 U	10 U
Carbon Disulfide	-	-	NA	NA	5 U	5 U	5 U
Carbon Tetrachloride	5	5	NA	NA	5 U	5 U	5 U
Chlorobenzene	-	100	NA	NA	5 U	5 U	5 U
Chloroethane	-	-	NA	NA	10 U	10 U	10 U
Chloroform	100	-	ND	ND	5 U	5 U	5 U
Chloromethane	-	-	NA	NA	10 U	10 U	10 U
Dibromo-3-chloropropane(1,2-)	0.2	0.2	NA	NA	NA	5 U	5 U
Dibromochloromethane	-	-	NA	NA	5 U	5 U	5 U
Dibromoethane(1,2-)	-	-	NA	NA	NA	5 U	5 U
Dichloroethane(1,1-)	-	-	ND	ND	5 U	5 U	5 U
Dichloroethane(1,2-)	5	5	ND	NA	5 U	5 U	5 U
Dichloroethene(1,1-)	7	7	NA	NA	5 U	5 U	5 U
Dichloroethene(1,2-) (Total)	-	-	NA	ND	5 U	NA	NA
Dichloroethene(cis-1,2-)	70	70	NA	NA	NA	5 U	5 U
Dichloroethene(trans-1,2-)	100	100	NA	NA	NA	5 U	5 U
Dichloropropane(1,2-)	5	5	NA	NA	5 U	5 U	5 U
Dichloropropene(cis-1,3-)	-	-	NA	NA	5 U	5 U	5 U
Dichloropropene(trans-1,3-)	-	-	NA	NA	5 U	5 U	5 U
Ethylbenzene	700	700	ND	ND	5 U	5 U	5 U
Hexanone(2-)	-	-	NA	NA	10 U	10 U	10 U
Methyl-2-pentanone(4-)	-	-	NA	NA	10 U	10 U	10 U
Methylene Chloride	-	-	ND	10 U**	5 U	5 U	5 U
Styrene	100	100	NA	NA	5 U	5 U	5 U
Tetrachloroethane(1,1,2,2-)	-	-	NA	NA	5 U	5 U	5 U
Tetrachloroethene	5	5	ND	ND	5 U	5 U	5 U
Toluene	1000	1000	ND	ND	5 U	5 U	5 U
Total Xylenes	10,000	10,000	ND	ND	5 U	5 U	5 U
Trichloroethane(1,1,1-)	200	200	ND	ND	5 U	5 U	5 U
Trichloroethane(1,1,2-)	5	5	NA	NA	5 U	5 U	5 U
Trichloroethene	5	5	ND	ND	5 U	5 U	5 U
Vinyl Chloride	2	2	NA	ND	10 U	10 U	10 U
Vinylacetate	-	-	NA	NA	NA	10 U	10 U

NA=Not Analyzed

ND=Not Detected

*=Qualifier changed according to data validation

**=Concentration changed according to data validation

Historical Analytical Results
 MW-86-5
 Tank 53 - Tank Farm 5
 NETC Newport
 Semi-Volatile Organic Compounds (ug/l)

PARAMETER	MCL	RIDEM GA	2/28/95	12/17/96	3/24/97
1,2,4-Trichlorobenzene	70	70	10 U	10 U	10 U
1,2-Dichlorobenzene	600	600	10 U	10 U	10 U
1,3-Dichlorobenzene	--	600	10 U	10 U	10 U
1,4-Dichlorobenzene	75	75	10 U	10 U	10 U
2,2'-Oxybis(1-chloropropane)	--	--	10 U	NA	NA
2,4,5-Trichlorophenol	--	--	25 U	50 U	50 U
2,4,6-Trichlorophenol	--	--	10 U	10 U	10 U
2,4-Dichlorophenol	--	--	10 U	10 U	10 U
2,4-Dimethylphenol	--	--	10 U	10 U	10 U
2,4-Dinitrophenol	--	--	25 U	50 U	50 U
2,4-Dinitrotoluene	--	--	10 U	10 U	10 U
2,6-Dinitrotoluene	--	--	10 U	10 U	10 U
2-Chloronaphthalene	--	--	10 U	10 U	10 U
2-Chlorophenol	--	--	10 U	10 U	10 U
2-Methylnaphthalene	--	--	10 U	10 U	10 U
2-Methylphenol	--	--	10 U	10 U	10 U
2-Nitroaniline	--	--	25 U	50 U	50 U
2-Nitrophenol	--	--	10 U	10 U	10 U
3,3-Dichlorobenzidine	--	--	10 U	20 U	20 U
3-Methylphenol	--	--	NA	10 UJ	10 UJ
3-Nitroaniline	--	--	25 U	50 U	50 U
4,6-Dinitro-2-methylphenol	--	--	25 U	50 U	50 U
4-Bromophenyl-phenylether	--	--	10 U	10 U	10 U
4-Chloro-3-methylphenol	--	--	10 U	10 U	10 U
4-Chloroaniline	--	--	10 U	10 U	10 U
4-Chlorophenyl-phenyl ether	--	--	10 U	10 U	10 U
4-Methylphenol	--	--	10 U	10 UJ	10 UJ
4-Nitroaniline	--	--	25 U	50 U	50 U
4-Nitrophenol	--	--	25 U	50 U	50 U
Acenaphthene	--	--	10 U	10 U	10 U
Acenaphthylene	--	--	10 U	10 U	10 U
Anthracene	--	--	10 U	10 U	10 U
Benzo(a)anthracene	--	--	10 U	10 U	10 U
Benzo(a)pyrene	2	0.2	10 U	10 U	10 U
Benzo(b)fluoranthene	--	--	10 U	10 U	10 U
Benzo(g,h,i)Perylene	--	--	10 U	10 U	10 U
Benzo(k)fluoranthene	--	--	10 U	10 U	10 U
Bis(2-Chloroethoxy)Methane	--	--	10 U	10 U	10 U
Bis(2-Chloroethyl)ether	--	--	10 U	10 U	10 U
bis(2-Chloroisopropyl)ether	--	--	NA	10 U	10 U
bis(2-Ethylhexyl)phthalate	--	--	2 J	10 U	10 U
Butylbenzylphthalate	--	--	10 U	10 U	10 U

NA=Not Analyzed

ND=Not Detected

*=Qualifier changed according to data validation

**=Concentration changed according to data validation

Historical Analytical Results
 MW-86-5
 Tank 53 - Tank Farm 5
 NETC Newport
 Semi-Volatile Organic Compounds (ug/l)

PARAMETER	MCL	RIDEM GA	2/28/95	12/17/96	3/24/97
Carbazole	--	--	10 U	20R R	20 U
Chrysene	--	--	10 U	10 U	10 U
Di-N-Butylphthalate	--	--	10 U	10 U	10 U
Di-n-octylphthalate	--	--	10 U	10 U	10 U
Dibenzo(a,h)Anthracene	--	--	10 U	10 U	10 U
Dibenzofuran	--	--	10 U	10 U	10 U
Diethylphthalate	--	--	10 U	10 U	10 U
Dimethylphthalate	--	--	10 U	10 U	10 U
Fluoranthene	--	--	10 U	10 U	10 U
Fluorene	--	--	10 U	10 U	10 U
Hexachlorobenzene	1	1	10 U	10 U	10 U
Hexachlorobutadiene	--	--	10 U	10 U	10 U
Hexachlorocyclopentadiene	50	--	10 U	10 U	10 U
Hexachloroethane	--	--	10 U	10 U	10 U
Indeno(1,2,3-cd)pyrene	--	--	10 U	10 U	10 U
Isophorone	--	--	10 U	10 U	10 U
N-Nitroso-di-n-propylamine	--	--	10 U	10 U	10 U
N-Nitrosodiphenylamine	--	--	10 U	10 U	10 U
Naphthalene	--	20	10 U	10 U	10 U
Nitrobenzene	--	--	10 U	10 U	10 U
Pentachlorophenol	1	1	25 U	50 U	50 U
Phenanthrene	--	--	10 U	10 U	10 U
Phenol	--	--	10 U	10 U	10 U
Pyrene	--	--	10 U	10 U	10 U

NA=Not Analyzed

ND=Not Detected

*=Qualifier changed according to data validation

**=Concentration changed according to data validation

Historical Analytical Results
 MW-86-5
 Tank 53 - Tank Farm 5
 NETC Newport
 Pesticides/PCBs (ug/l)

PARAMETER	MCL	RIDEM GA	2/28/95	12/17/96	3/24/97
4,4'-DDD	--	--	.1 U	.1 U	.1 U
4,4'-DDE	--	--	.1 U	.1 U	.1 U
4,4'-DDT	--	--	.1 U	.1 U	.1 U
Aldrin	--	--	.05 U	.05 U	.05 U
alpha-BHC	--	--	.05 U	.05 U	.05 U
alpha-Chlordane	2	2	NA	.05 U	.05 U
beta-BHC	--	--	.05 U	.05 U	.05 U
delta-BHC	--	--	.05 U	.05 U	.05 U
Dieldrin	--	--	.1 U	.1 U	.1 U
Endosulfan I	--	--	.05 U	.05 UJ	.05 U
Endosulfan II	--	--	.1 U	.1 U	.1 U
Endosulfan Sulfate	--	--	.1 U	.1 U	.1 U
Endrin	2	--	.1 U	.1 U	.1 U
Endrin Aldehyde	--	--	.1 U	.01 U	.01 U
Endrin Ketone	--	--	NA	.1 U	.1 U
gamma-BHC	--	--	.05 U	.05 U	.05 U
gamma-Chlordane	2	2	NA	.05 U	.05 U
Heptachlor	0.4	--	.05 U	.05 U	.05 U
Heptachlor Epoxide	0.2	--	.05 U	.05 U	.05 U
Methoxychlor	40	--	.5 U	.5 U	.5 U
Toxaphene	3	--	5 U	5 U	5 U
Aroclor-1016	0.5	0.5	1 U	1 U	1 U
Aroclor-1221	0.5	0.5	2 U	2 U	2 U
Aroclor-1232	0.5	0.5	1 U	1 U	1 U
Aroclor-1242	0.5	0.5	1 U	1 U	1 U
Aroclor-1248	0.5	0.5	1 U	1 U	1 U
Aroclor-1254	0.5	0.5	1 U	1 U	1 U
Aroclor-1260	0.5	0.5	1 U	1 U	1 U

NA=Not Analyzed

ND=Not Detected

*=Qualifier changed according to data validation

**=Concentration changed according to data validation

Historical Analytical Results
 MW-86-5
 Tank 53 - Tank Farm 5
 NETC Newport
 Metals/TPH (mg/l)

PARAMETER	MCL	RIDEM GA	12/17/96 Filt	12/17/96 Total	3/24/97 Filt	3/24/97 Total
Aluminum	-	-	.1 U	1.1	0.1 U	8 J
Antimony	0.006	0.006	.02 U	.02 U	0.02 U	0.02 U
Arsenic	0.05	-	.004 U	.004 U	0.004 UJ	0.015 J
Barium	2	2	.01 U	.01 U	0.01 U	0.02 J
Beryllium	0.004	0.004	.01 U	.01 U	0.01 U	0.01 U
Cadmium	0.005	0.005	.01 U	.01 U	0.01 U	0.01 U
Calcium	-	-	7.9	9.2	8.8	10
Chromium	0.1	0.1	.02 U	.02 U	0.02 U	0.02 U
Cobalt	-	-	.02 U	.02 U	0.02 U	0.02 U
Copper	1.3	-	.02 U	.02 U	0.02 U	0.02 U
Iron	-	-	.04 U	2.1	0.04 U	20 J
Lead	0.015	0.015	.005 U	.005 U	0.005 U	0.01
Magnesium	-	-	9.1	9.2	9	11
Manganese	-	-	.01 U	.01	0.01 U	0.09
Mercury	0.002	0.002	.0002 U	.0002 U	0.0002 U	0.0002 U
Nickel	0.14	0.1	.04 U	.04 U	0.04 U	0.27 J
Potassium	-	-	1	1 U	1 U	2
Selenium	0.05	0.05	.004 U	.004 U	0.004 UJ	0.004 UJ
Silver	-	-	.01 U	.01 U	0.01 U	0.01 U
Sodium	-	-	6.8	6.9	6.5	8.1
Thallium	0.002	0.002	.005 U	.005 U	0.005 U	0.005 U
Vanadium	-	-	.01 U	.01 U	0.01 U	0.01
Zinc	-	-	.01 U	.02	0.01	0.07 J

PARAMETER	MCL	RIDEM GA	12/17/96	3/24/97
TPH	-	-	1 U	1 U

NA=Not Analyzed

ND=Not Detected

*=Qualifier changed according to data validation

**=Concentration changed according to data validation

APPENDIX B-9
SUMMARY TABLES FOR HISTORICAL ANALYTICAL RESULTS
EXTRACTION WELL EW-7

Historical Analytical Results
 EW-7
 Tank 53 - Tank Farm 5
 NETC Newport
 Volatile Organic Compounds (ug/l)

PARAMETER	MCL	GA	12/19/96	3/25/97	Dup 3/97	8/14/97
Acetone	-	-	10 U	10 U	10 U	10 UR
Benzene	5	5	5 U	5 U	5 U	5 U
Bromochloromethane	-	-	5 U	5 U	5 U	NA
Bromodichloromethane	100	-	5 U	5 U	5 U	5 U
Bromoform	100	-	5 U	5 U	5 U	5 U
Bromomethane	-	-	10 U	10 U	10 U	5 U
Butanone(2-)	-	-	10 U	10 U	10 U	10 UR
Carbon Disulfide	-	-	5 U	5 U	5 U	5 U
Carbon Tetrachloride	5	5	5 U	5 U	5 U	5 U
Chlorobenzene	-	100	5 U	5 U	5 U	5 U
Chloroethane	-	-	10 U	10 U	10 U	5 U
Chloroform	100	-	5 U	5 U	5 U	5 U
Chloromethane	-	-	10 U	10 U	10 U	5 U
Dibromo-3-chloropropane(1,2-)	0.2	0.2	5 U	5 U	5 U	NA
Dibromochloromethane	-	-	5 U	5 U	5 U	5 U
Dibromoethane(1,2-)	-	-	5 U	5 U	5 U	NA
Dichloroethane(1,1-)	-	-	5 U	5 U	5 U	5 U
Dichloroethane(1,2-)	5	5	5 U	5 U	5 U	5 U
Dichloroethene(1,1-)	7	7	5 U	5 U	5 U	5 U
Dichloroethene(1,2-) (Total)	-	-	NA	NA	NA	NA
Dichloroethene(cis-1,2-)	70	70	5 U	5 U	5 U	5 U
Dichloroethene(trans-1,2-)	100	100	5 U	5 U	5 U	5 U
Dichloropropane(1,2-)	5	5	5 U	5 U	5 U	5 U
Dichloropropene(cis-1,3-)	-	-	5 U	5 U	5 U	5 U
Dichloropropene(trans-1,3)	-	-	5 U	5 U	5 U	5 U
Ethylbenzene	700	700	5 U	5 U	5 U	5 U
Hexanone(2-)	-	-	10 U	10 U	10 U	10 U
Methyl-2-pentanone(4-)	-	-	10 U	10 U	10 U	10 U
Methylene Chloride	-	-	5 U	5 U	5 U	9 U
Styrene	100	100	5 U	5 U	5 U	5 U
Tetrachloroethane(1,1,2,2-)	-	-	5 U	5 U	5 U	5 U
Tetrachloroethene	5	5	5 U	5 U	5 U	5 U
Toluene	1000	1000	5 U	5 U	5 U	5 U
Total Xylenes	10,000	10,000	5 U	5 U	5 U	5 U
Trichloroethane(1,1,1-)	200	200	5 U	5 U	5 U	5 U
Trichloroethane(1,1,2-)	5	5	5 U	5 U	5 U	5 U
Trichloroethene	5	5	5 U	5 U	5 U	2 J
Vinyl Chloride	2	2	10 U	10 U	10 U	2 U
Vinylacetate	-	-	10 U	10 U	10 U	NA

NA=Not Analyzed

ND=Not Detected

*=Qualifier changed according to data validation

**=Concentration changed according to data validation

Historical Analytical Results
 EW-7
 Tank 53 - Tank Farm 5
 NETC Newport
 Semi-Volatile Organic Compounds (ug/l)

PARAMETER	MCL	RIDEM GA	12/19/96	3/25/97	Dup 3/97	8/14/97
1,2,4-Trichlorobenzene	70	70	10 U	10 UJ	10 UJ	5 U
1,2-Dichlorobenzene	600	600	10 U	10 U	10 U	5 U
1,3-Dichlorobenzene	--	600	10 U	10 U	10 U	5 U
1,4-Dichlorobenzene	75	75	10 U	10 U	10 U	5 U
2,2'-Oxybis(1-chloropropane)	--	--	NA	NA	NA	5 U
2,4,5-Trichlorophenol	--	--	50 U	50 U	50 U	10 U
2,4,6-Trichlorophenol	--	--	10 U	10 U	10 U	5 U
2,4-Dichlorophenol	--	--	10 U	10 U	10 U	5 U
2,4-Dimethylphenol	--	--	10 U	10 U	10 U	5 U
2,4-Dinitrophenol	--	--	50 U	50 U	50 U	10 U
2,4-Dinitrotoluene	--	--	10 U	10 U	10 U	5 U
2,6-Dinitrotoluene	--	--	10 U	10 U	10 U	5 U
2-Chloronaphthalene	--	--	10 U	10 UJ	10 UJ	5 U
2-Chlorophenol	--	--	10 U	10 U	10 U	5 U
2-Methylnaphthalene	--	--	10 U	10 U	10 U	5 U
2-Methylphenol	--	--	10 U	10 U	10 U	5 U
2-Nitroaniline	--	--	50 U	50 U	50 U	10 U
2-Nitrophenol	--	--	10 U	10 U	10 U	5 U
3,3-Dichlorobenzidine	--	--	20 U	20 U	20 U	5 U
3-Methylphenol	--	--	10 UJ	10 UJ	10 UJ	NA
3-Nitroaniline	--	--	50 U	50 U	50 U	10 U
4,6-Dinitro-2-methylphenol	--	--	50 U	50 U	50 U	10 U
4-Bromophenyl-phenylether	--	--	10 U	10 U	10 U	5 U
4-Chloro-3-methylphenol	--	--	10 U	10 U	10 U	5 U
4-Chloroaniline	--	--	10 U	10 U	10 U	5 U
4-Chlorophenyl-phenyl ether	--	--	10 U	10 U	10 U	5 U
4-Methylphenol	--	--	10 UJ	10 UJ	10 UJ	5 U
4-Nitroaniline	--	--	50 U	50 U	50 U	10 U
4-Nitrophenol	--	--	50 U	50 U	50 U	10 U
Acenaphthene	--	--	10 U	10 U	10 U	5 U
Acenaphthylene	--	--	10 U	10 U	10 U	5 U
Anthracene	--	--	10 U	10 U	10 U	5 U
Benzo(a)anthracene	--	--	10 U	10 U	10 U	5 U
Benzo(a)pyrene	2	0.2	10 U	10 U	10 U	0.05 U
Benzo(b)fluoranthene	--	--	10 U	10 U	10 U	5 U
Benzo(g,h,i)Perylene	--	--	10 U	10 U	10 U	5 U
Benzo(k)fluoranthene	--	--	10 U	10 U	10 U	5 U
Bis(2-Chloroethoxy)Methane	--	--	10 U	10 U	10 U	5 U
Bis(2-Chloroethyl)ether	--	--	10 U	10 U	10 U	5 U
bis(2-Chloroisopropyl)ether	--	--	10 U	10 U	10 U	NA
bis(2-Ethylhexyl)phthalate	--	--	10 U	10 U	10 U	5 U
Butylbenzylphthalate	--	--	10 U	10 U	10 U	5 U

NA=Not Analyzed

ND=Not Detected

*=Qualifier changed according to data validation

**=Concentration changed according to data validation

Historical Analytical Results
 EW-7
 Tank 53 - Tank Farm 5
 NETC Newport
 Semi-Volatile Organic Compounds (ug/l)

PARAMETER	MCL	RIDEM GA	12/19/96	3/25/97	Dup 3/97	8/14/97
Carbazole	--	--	20R R	20 UJ	20 UJ	5 U
Chrysene	--	--	10 U	10 U	10 U	5 U
Di-N-Butylphthalate	--	--	10 U	10 U	10 U	5 U
Di-n-octylphthalate	--	--	10 U	10 U	10 U	5 U
Dibenzo(a,h)Anthracene	--	--	10 U	10 U	10 U	5 U
Dibenzofuran	--	--	10 U	10 U	10 U	5 U
Diethylphthalate	--	--	10 U	10 U	10 U	5 U
Dimethylphthalate	--	--	10 U	10 U	10 U	5 U
Fluoranthene	--	--	10 U	10 U	10 U	5 U
Fluorene	--	--	10 U	10 U	10 U	5 U
Hexachlorobenzene	1	1	10 U	10 U	10 U	5 U
Hexachlorobutadiene	--	--	10 U	10 U	10 U	5 U
Hexachlorocyclopentadiene	50	--	10 U	10 U	10 U	5 U
Hexachloroethane	--	--	10 U	10 U	10 U	5 U
Indeno(1,2,3-cd)pyrene	--	--	10 U	10 U	10 U	5 U
Isophorone	--	--	10 U	10 U	10 U	5 U
N-Nitroso-di-n-propylamine	--	--	10 U	10 U	10 U	5 U
N-Nitrosodiphenylamine	--	--	10 U	10 U	10 U	5 U
Naphthalene	--	20	10 U	10 U	10 U	5 U
Nitrobenzene	--	--	10 U	10 U	10 U	5 U
Pentachlorophenol	1	1	50 U	50 U	50 U	10 U
Phenanthrene	--	--	10 U	10 U	10 U	5 U
Phenol	--	--	10 U	10 U	10 U	5 U
Pyrene	--	--	10 U	10 U	10 U	5 U

NA=Not Analyzed

ND=Not Detected

*=Qualifier changed according to data validation

**=Concentration changed according to data validation

Historical Analytical Results
EW-7
Tank 53 - Tank Farm 5
NETC Newport
Pesticides/PCBs (ug/l)

PARAMETER	MCL	RIDEM GA	12/19/96	3/25/97	Dup 3/97	8/14/97
4,4'-DDD	--	--	.1 U	.1 U	.1 U	0.05 U
4,4'-DDE	--	--	.1 U	.1 U	.1 U	0.05 U
4,4'-DDT	--	--	.1 U	.1 U	.1 U	0.05 U
Aldrin	--	--	.05 U	.05 U	.05 U	0.025 U
alpha-BHC	--	--	.05 U	.05 U	.05 U	0.025 U
alpha-Chlordane	2	2	.05 U	.05 U	.05 U	0.025 U
beta-BHC	--	--	.05 U	.05 U	.05 U	0.025 U
delta-BHC	--	--	.05 U	.05 U	.05 U	0.025 U
Dieldrin	--	--	.1 U	.1 U	.1 U	0.05 U
Endosulfan I	--	--	.05 U	.05 U	.05 U	0.025 U
Endosulfan II	--	--	.1 U	.1 U	.1 U	0.05 U
Endosulfan Sulfate	--	--	.1 U	.1 U	.1 U	0.05 U
Endrin	2	--	.1 U	.1 U	.1 U	0.05 U
Endrin Aldehyde	--	--	.01 U	.01 U	.01 U	0.05 U
Endrin Ketone	--	--	.1 U	.1 U	.1 U	0.05 U
gamma-BHC	--	--	.05 U	.05 U	.05 U	0.025 U
gamma-Chlordane	2	2	.05 U	.05 U	.05 U	0.025 U
Heptachlor	0.4	--	.05 U	.05 U	.05 U	0.025 U
Heptachlor Epoxide	0.2	--	.05 U	.05 U	.05 U	0.025 U
Methoxychlor	40	--	.5 U	.5 U	.5 U	0.25 U
Toxaphene	3	--	5 U	5 U	5 U	2.5 U
Aroclor-1016	0.5	0.5	1 U	1 U	1 U	0.5 U
Aroclor-1221	0.5	0.5	2 U	2 U	2 U	1 U
Aroclor-1232	0.5	0.5	1 U	1 U	1 U	0.5 U
Aroclor-1242	0.5	0.5	1 U	1 U	1 U	0.5 U
Aroclor-1248	0.5	0.5	1 U	1 U	1 U	0.5 U
Aroclor-1254	0.5	0.5	1 U	1 U	1 U	0.5 U
Aroclor-1260	0.5	0.5	1 U	1 U	1 U	0.5 U

NA=Not Analyzed

ND=Not Detected

*=Qualifier changed according to data validation

**=Concentration changed according to data validation

Historical Analytical Results
 EW-7
 Tank 53 - Tank Farm 5
 NETC Newport
 Metals/TPH (mg/l)

PARAMETER	MCL	RIDEM GA	12/19/96 Total	3/27/97 Total	3/27/97 Dup Total	8/14/97 Total	8/14/97 Filt
ALUMINUM	-	-	0.1 U	0.1 U	0.1 U	1.5	0.0946 U
ANTIMONY	0.006	0.006	0.02 U	0.02 U	0.02 U	0.0309	0.002 U
ARSENIC	0.05	-	0.004 U	0.004 UJ	0.004 UJ	0.0953	0.0032 U
BARIUM	2	2	0.01 U	0.01 U	0.01 U	0.0309 U	0.0077 U
BERYLLIUM	0.004	0.004	0.01 U	0.01 U	0.01 U	0.00046 U	0.00078 U
CADMIUM	0.005	0.005	0.01 U	0.01 U	0.01 U	0.0005 U	0.0005 U
CALCIUM	-	-	19	16	16	17	15.8
CHROMIUM	0.1	0.1	0.02 U	0.09	0.09	3.76	0.0065 UJ
COBALT	-	-	0.02 U	0.02 U	0.02 U	0.0211 U	0.0158 U
COPPER	1.3	-	0.02 U	0.02 U	0.02 U	0.139 J	0.0038 UJ
IRON	-	-	0.23	0.98	1.1	48.200 J	1.450 J
LEAD	0.015	0.015	0.005 U	0.005 U	0.005 U	0.0055 U	0.0013 U
MAGNESIUM	-	-	19	17	17	17.6	16
MANGANESE	-	-	0.01 U	0.04	0.04	0.424	0.355
MERCURY	0.002	0.002	0.0002 U	0.0002 U	0.0002 U	0.00019	0.00013 U
NICKEL	0.14	0.1	0.04 U	0.09 J	0.09 J	0.210 J	0.116 J
POTASSIUM	-	-	2	2	2	1.9	1.37
SELENIUM	0.05	0.05	0.004 U	0.004 UJ	0.004 UJ	0.0034 U	0.0034 U
SILVER	-	-	0.01 U	0.01 U	0.01 U	0.0233 J	0.0011 UJ
SODIUM	-	-	95	47	49	23.6	23.4
THALLIUM	0.002	0.002	0.005 U	0.005 U	0.005 U	0.0058	0.002 U
VANADIUM	-	-	0.01 U	0.01 U	0.01 U	0.0053 U	0.0053 U
ZINC	-	-	0.07	0.12	0.11	0.272	0.242

PARAMETER	MCL	RIDEM GA	12/19/96	3/25/97	3/25/97 Dup	8/14/97
TPH	-	-	1 U	1 U	1 U	1 U

NA=Not Analyzed
 ND=Not Detected
 *=Qualifier changed according to data validation
 **=Concentration changed according to data validation

APPENDIX B-10
SUMMARY TABLES FOR HISTORICAL ANALYTICAL RESULTS
EXTRACTION WELL EW-13

Historical Analytical Results
 EW-13
 Tank 53 - Tank Farm 5
 NETC Newport
 Volatile Organic Compounds (ug/l)

PARAMETER	MCL	RIDEM GA	12/19/96	Dup 12/96	3/25/97	8/14/97
Acetone	-	-	10 U	10 U	10 U	10 UR
Benzene	5	5	5 U	5 U	5 U	5 U
Bromochloromethane	-	-	5 U	5 U	5 U	NA
Bromodichloromethane	100	-	5 U	5 U	5 U	5 U
Bromoform	100	-	5 U	5 U	5 U	5 U
Bromomethane	-	-	10 U	10 U	10 U	5 U
Butanone(2-)	-	-	10 U	10 U	10 U	10 UR
Carbon Disulfide	-	-	5 U	5 U	5 U	5 U
Carbon Tetrachloride	5	5	5 U	5 U	5 U	5 U
Chlorobenzene	-	100	5 U	5 U	5 U	5 U
Chloroethane	-	-	10 U	10 U	10 U	5 U
Chloroform	100	-	5 U	5 U	5 U	5 U
Chloromethane	-	-	10 U	10 U	10 U	5 U
Dibromo-3-chloropropane(1,2-)	0.2	0.2	5 U	5 U	5 U	NA
Dibromochloromethane	-	-	5 U	5 U	5 U	5 U
Dibromoethane(1,2-)	-	-	5 U	5 U	5 U	NA
Dichloroethane(1,1-)	-	-	8	7	6	6
Dichloroethane(1,2-)	5	5	5 U	5 U	5 U	5 U
Dichloroethene(1,1-)	7	7	5 U	5 U	5 U	5 U
Dichloroethene(1,2-) (Total)	-	-	NA	NA	NA	NA
Dichloroethene(cis-1,2-)	70	70	8	8	7	7
Dichloroethene(trans-1,2-)	100	100	5 U	5 U	5 U	5 U
Dichloropropane(1,2-)	5	5	5 U	5 U	5 U	5 U
Dichloropropene(cis-1,3-)	-	-	5 U	5 U	5 U	5 U
Dichloropropene(trans-1,3-)	-	-	5 U	5 U	5 U	5 U
Ethylbenzene	700	700	5 U	5 U	5 U	5 U
Hexanone(2-)	-	-	10 U	10 U	10 U	10 U
Methyl-2-pentanone(4-)	-	-	10 U	10 U	10 U	10 U
Methylene Chloride	-	-	5 U	5 U	5 U	10 U
Styrene	100	100	5 U	5 U	5 U	5 U
Tetrachloroethane(1,1,2,2-)	-	-	5 U	5 U	5 U	5 U
Tetrachloroethene	5	5	5 U	5 U	5 U	5 U
Toluene	1000	1000	5 U	5 U	5 U	5 U
Total Xylenes	10,000	10,000	5 U	5 U	5 U	5 U
Trichloroethane(1,1,1-)	200	200	5 U	5 U	5 U	5 U
Trichloroethane(1,1,2-)	5	5	5 U	5 U	5 U	5 U
Trichloroethene	5	5	5 U	5 U	5 U	5
Vinyl Chloride	2	2	10 U	10 U	10 U	2 U
Vinylacetate	-	-	10 U	10 U	10 U	NA

NA=Not Analyzed
 ND=Not Detected
 *=Qualifier changed according to data validation
 **=Concentration changed according to data validation

D.L. 200-2
 10/20/97
 ROD

Historical Analytical Results
 EW-13
 Tank 53 - Tank Farm 5
 NETC Newport
 Semi-Volatile Organic Compounds (ug/l)

PARAMETER	MCL	RIDEM GA	12/19/96	3/25/97	8/14/97
1,2,4-Trichlorobenzene	70	70	10 U	10 UJ	5 U
1,2-Dichlorobenzene	600	600	10 U	10 U	5 U
1,3-Dichlorobenzene	--	600	10 U	10 U	5 U
1,4-Dichlorobenzene	75	75	10 U	10 U	5 U
2,2'-Oxybis(1-chloropropane)	--	--	NA	NA	5 U
2,4,5-Trichlorophenol	--	--	50 U	50 U	10 U
2,4,6-Trichlorophenol	--	--	10 U	10 U	5 U
2,4-Dichlorophenol	--	--	10 U	10 U	5 U
2,4-Dimethylphenol	--	--	10 U	10 U	5 U
2,4-Dinitrophenol	--	--	50 U	50 U	10 U
2,4-Dinitrotoluene	--	--	10 U	10 U	5 U
2,6-Dinitrotoluene	--	--	10 U	10 U	5 U
2-Chloronaphthalene	--	--	10 U	10 UJ	5 U
2-Chlorophenol	--	--	10 U	10 U	5 U
2-Methylnaphthalene	--	--	10 U	10 U	5 U
2-Methylphenol	--	--	10 U	10 U	5 U
2-Nitroaniline	--	--	50 U	50 U	10 U
2-Nitrophenol	--	--	10 U	10 U	5 U
3,3-Dichlorobenzidine	--	--	20 U	20 U	5 U
3-Methylphenol	--	--	10 UJ	10 UJ	NA
3-Nitroaniline	--	--	50 U	50 U	10 U
4,6-Dinitro-2-methylphenol	--	--	50 U	50 U	10 U
4-Bromophenyl-phenylether	--	--	10 U	10 U	5 U
4-Chloro-3-methylphenol	--	--	10 U	10 U	5 U
4-Chloroaniline	--	--	10 U	10 U	5 U
4-Chlorophenyl-phenyl ether	--	--	10 U	10 U	5 U
4-Methylphenol	--	--	10 UJ	10 UJ	5 U
4-Nitroaniline	--	--	50 U	50 U	10 U
4-Nitrophenol	--	--	50 U	50 U	10 U
Acenaphthene	--	--	10 U	10 U	5 U
Acenaphthylene	--	--	10 U	10 U	5 U
Anthracene	--	--	10 U	10 U	5 U
Benzo(a)anthracene	--	--	10 U	10 U	5 U
Benzo(a)pyrene	2	0.2	10 U	10 U	0.05 U
Benzo(b)fluoranthene	--	--	10 U	10 U	5 U
Benzo(g,h,i)Perylene	--	--	10 U	10 U	5 U
Benzo(k)fluoranthene	--	--	10 U	10 U	5 U
Bis(2-Chloroethoxy)Methane	--	--	10 U	10 U	5 U
Bis(2-Chloroethyl)ether	--	--	10 U	10 U	5 U
bis(2-Chloroisopropyl)ether	--	--	10 U	10 U	NA
bis(2-Ethylhexyl)phthalate	--	--	10 U	10 U	5 U
Butylbenzylphthalate	--	--	10 U	10 U	5 U

NA=Not Analyzed

ND=Not Detected

*=Qualifier changed according to data validation

**=Concentration changed according to data validation

Historical Analytical Results
 EW-13
 Tank 53 - Tank Farm 5
 NETC Newport
 Semi-Volatile Organic Compounds (ug/l)

PARAMETER	MCL	RIDEM GA	12/19/96	3/25/97	8/14/97
Carbazole	--	--	20 R	20 UJ	5 U
Chrysene	--	--	10 U	10 U	5 U
Di-N-Butylphthalate	--	--	10 U	10 U	5 U
Di-n-octylphthalate	--	--	10 U	10 U	5 U
Dibenzo(a,h)Anthracene	--	--	10 U	10 U	5 U
Dibenzofuran	--	--	10 U	10 U	5 U
Diethylphthalate	--	--	10 U	10 U	5 U
Dimethylphthalate	--	--	10 U	10 U	5 U
Fluoranthene	--	--	10 U	10 U	5 U
Fluorene	--	--	10 U	10 U	5 U
Hexachlorobenzene	1	1	10 U	10 U	5 U
Hexachlorobutadiene	--	--	10 U	10 U	5 U
Hexachlorocyclopentadiene	50	--	10 U	10 U	5 U
Hexachloroethane	--	--	10 U	10 U	5 U
Indeno(1,2,3-cd)pyrene	--	--	10 U	10 U	5 U
Isophorone	--	--	10 U	10 U	5 U
N-Nitroso-di-n-propylamine	--	--	10 U	10 U	5 U
N-Nitrosodiphenylamine	--	--	10 U	10 U	5 U
Naphthalene	--	20	10 U	10 U	5 U
Nitrobenzene	--	--	10 U	10 U	5 U
Pentachlorophenol	1	1	50 U	50 U	10 U
Phenanthrene	--	--	10 U	10 U	5 U
Phenol	--	--	10 U	10 U	5 U
Pyrene	--	--	10 U	10 U	5 U

NA=Not Analyzed

ND=Not Detected

*=Qualifier changed according to data validation

**=Concentration changed according to data validation

Historical Analytical Results
EW-13
Tank 53 - Tank Farm 5
NETC Newport
Pesticides/PCBs (ug/l)

PARAMETER	MCL	RIDEM GA	12/19/96	Dup 12/96	3/25/97	8/14/97
4,4'-DDD	--	--	.1 U	.1 U	.1 U	0.05 U
4,4'-DDE	--	--	.1 U	.1 U	.1 U	0.05 U
4,4'-DDT	--	--	.1 U	.1 U	.1 U	0.05 U
Aldrin	--	--	.05 U	.05 U	.05 U	0.025 U
alpha-BHC	--	--	.05 U	.05 U	.05 U	0.025 U
alpha-Chlordane	2	2	.05 U	.05 U	.05 U	0.025 U
beta-BHC	--	--	.05 U	.05 U	.05 U	0.025 U
delta-BHC	--	--	.05 U	.05 U	.05 U	0.025 U
Dieldrin	--	--	.1 U	.1 U	.1 U	0.05 U
Endosulfan I	--	--	.05 U	.05 U	.05 U	0.025 U
Endosulfan II	--	--	.1 U	.1 U	.1 U	0.05 U
Endosulfan Sulfate	--	--	.1 U	.1 U	.1 U	0.05 U
Endrin	2	--	.1 U	.1 U	.1 U	0.05 U
Endrin Aldehyde	--	--	.01 U	.01 U	.01 U	0.05 U
Endrin Ketone	--	--	.1 U	.1 U	.1 U	0.05 U
gamma-BHC	--	--	.05 U	.05 U	.05 U	0.025 U
gamma-Chlordane	2	2	.05 U	.05 U	.05 U	0.025 U
Heptachlor	0.4	--	.05 U	.05 U	.05 U	0.025 U
Heptachlor Epoxide	0.2	--	.05 U	.05 U	.05 U	0.025 U
Methoxychlor	40	--	.5 U	.5 U	.5 U	0.25 U
Toxaphene	3	--	5 U	5 U	5 U	2.5 U
Aroclor-1016	0.5	0.5	1 U	1 U	1 U	0.5 U
Aroclor-1221	0.5	0.5	2 U	2 U	2 U	1 U
Aroclor-1232	0.5	0.5	1 U	1 U	1 U	0.5 U
Aroclor-1242	0.5	0.5	1 U	1 U	1 U	0.5 U
Aroclor-1248	0.5	0.5	1 U	1 U	1 U	0.5 U
Aroclor-1254	0.5	0.5	1 U	1 U	1 U	0.5 U
Aroclor-1260	0.5	0.5	1 U	1 U	1 U	0.5 U

NA=Not Analyzed

ND=Not Detected

*=Qualifier changed according to data validation

**=Concentration changed according to data validation

Historical Analytical Results
 EW-13
 Tank 53 - Tank Farm 5
 NETC Newport
 Metals/TPH (mg/l)

PARAMETER	MCL	RIDEM GA	12/19/96	12/96 Dup	3/25/97	8/14/97
			Total	Total	Total	Total
ALUMINUM	-	-	0.1 U	0.1 U	0.1 U	0.0842 U
ANTIMONY	0.006	0.006	0.02 U	0.02 U	0.02 U	0.002 U
ARSENIC	0.05	-	0.004 U	0.004 U	0.012	0.0124
BARIUM	2	2	0.01 U	0.01 U	0.02	0.0241 U
BERYLLIUM	0.004	0.004	0.01 U	0.01 U	0.01 U	0.00039 U
CADMIUM	0.005	0.005	0.01 U	0.01 U	0.01 U	0.00005 U
CALCIUM	-	-	40	41	38	43.2
CHROMIUM	0.1	0.1	0.02 U	0.02 U	0.02 U	0.0065 UJ
COBALT	-	-	0.02 U	0.02 U	0.02 U	0.0191 U
COPPER	1.3	-	0.02 U	0.02 U	0.02 U	0.0038 UJ
IRON	-	-	8.4	8.6	10	15.1 J
LEAD	0.015	0.015	0.005 U	0.005 U	0.005 U	0.0016 U
MAGNESIUM	-	-	30	31	30	31.7
MANGANESE	-	-	1.1	1.2	1	1.11
MERCURY	0.002	0.002	0.0002 U	0.0002 U	0.0002 U	0.00013 U
NICKEL	0.14	0.1	0.04 U	0.04 U	0.04 U	0.0212 J
POTASSIUM	-	-	2	2	2	2.69
SELENIUM	0.05	0.05	0.004 U	0.004 U	0.004 UJ	0.0034 U
SILVER	-	-	0.01 U	0.01 U	0.01 U	0.0032 U
SODIUM	-	-	21	22	26	24.8
THALLIUM	0.002	0.002	0.005 U	0.005 U	0.005 U	0.002 U
VANADIUM	-	-	0.01 U	0.01 U	0.01 U	0.0084 J
ZINC	-	-	0.03	0.02	0.02	0.0217 U

PARAMETER	MCL	RIDEM GA	12/19/96	3/25/97	8/14/97
TPH	-	-	1 U	1 U	1 U

NA=Not Analyzed

ND=Not Detected

*=Qualifier changed according to data validation

**=Concentration changed according to data validation

APPENDIX B-11
SUMMARY TABLES FOR HISTORICAL ANALYTICAL RESULTS
MONITORING WELL MW-701

Historical Analytical Results
 MW-701
 Tank 53 - Tank Farm 5
 NETC Newport
 Volatile Organic Compounds (ug/l)

PARAMETER	MCL	RIDEM GA	3/25/97	8/13/97	8/13/1997 Dup
Acetone	-	-	10 U	10 UR	10 UR
Benzene	5	5	5 U	5 U	5 U
Bromochloromethane	-	-	5 U	NA	NA
Bromodichloromethane	100	-	5 U	5 U	5 U
Bromoform	100	-	5 U	5 UJ	5 U
Bromomethane	-	-	10 U	5 U	5 U
Butanone(2-)	-	-	10 U	10 UR	10 UR
Carbon Disulfide	-	-	5 U	5 U	5 U
Carbon Tetrachloride	5	5	5 U	5 U	5 U
Chlorobenzene	-	100	5 U	5 U	5 U
Chloroethane	-	-	10 U	5 U	5 U
Chloroform	100	-	5 U	5 U	5 U
Chloromethane	-	-	10 U	5 U	5 U
Dibromo-3-chloropropane(1,2-)	0.2	0.2	5 U	NA	NA
Dibromochloromethane	-	-	5 U	5 U	5 U
Dibromoethane(1,2-)	-	-	5 U	NA	NA
Dichloroethane(1,1-)	-	-	5 U	5 U	5 U
Dichloroethane(1,2-)	5	5	5 U	5 U	5 U
Dichloroethene(1,1-)	7	7	5 U	5 U	5 U
Dichloroethene(1,2-) (Total)	-	-	NA	NA	NA
Dichloroethene(cis-1,2-)	70	70	5 U	5 U	5 U
Dichloroethene(trans-1,2-)	100	100	5 U	5 U	5 U
Dichloropropane(1,2-)	5	5	5 U	5 U	5 U
Dichloropropene(cis-1,3-)	-	-	5 U	5 U	5 U
Dichloropropene(trans-1,3-)	-	-	5 U	5 U	5 U
Ethylbenzene	700	700	5 U	5 U	5 U
Hexanone(2-)	-	-	10 U	10 U	10 U
Methyl-2-pentanone(4-)	-	-	10 U	10 UJ	10 U
Methylene Chloride	-	-	5 U	10 U	9 U
Styrene	100	100	5 U	5 U	5 U
Tetrachloroethane(1,1,2,2-)	-	-	5 U	5 U	5 U
Tetrachloroethene	5	5	5 U	5 U	5 U
Toluene	1000	1000	5 U	5 U	5 U
Total Xylenes	10,000	10,000	5 U	1 J	5 U
Trichloroethane(1,1,1-)	200	200	5 U	5 U	5 U
Trichloroethane(1,1,2-)	5	5	5 U	5 U	5 U
Trichloroethene	5	5	5 U	5 U	5 U
Vinyl Chloride	2	2	10 U	2 U	2 U
Vinylacetate	-	-	10 U	NA	NA

NA=Not Analyzed

ND=Not Detected

*=Qualifier changed according to data validation

**=Concentration changed according to data validation

Historical Analytical Results
 MW-701
 Tank 53 - Tank Farm 5
 NETC Newport
 Semi-Volatile Organic Compounds (ug/l)

PARAMETER	MCL	RIDEM GA	3/25/97	8/13/97	8/13/1997 Dup
1,2,4-Trichlorobenzene	70	70	10 U	5 U	5 U
1,2-Dichlorobenzene	600	600	10 U	5 U	5 U
1,3-Dichlorobenzene	--	600	10 U	5 U	5 U
1,4-Dichlorobenzene	75	75	10 U	5 U	5 U
2,2'-Oxybis(1-chloropropane)	--	--	NA	5 U	5 U
2,4,5-Trichlorophenol	--	--	50 U	10 U	10 U
2,4,6-Trichlorophenol	--	--	10 U	5 U	5 U
2,4-Dichlorophenol	--	--	10 U	5 U	5 U
2,4-Dimethylphenol	--	--	10 U	5 U	5 U
2,4-Dinitrophenol	--	--	50 U	10 U	10 U
2,4-Dinitrotoluene	--	--	10 U	5 U	5 U
2,6-Dinitrotoluene	--	--	10 U	5 U	5 U
2-Chloronaphthalene	--	--	10 U	5 U	5 U
2-Chlorophenol	--	--	10 U	5 U	5 U
2-Methylnaphthalene	--	--	10 U	5 U	5 U
2-Methylphenol	--	--	10 U	5 U	5 U
2-Nitroaniline	--	--	50 U	10 U	10 U
2-Nitrophenol	--	--	10 U	5 U	5 U
3,3-Dichlorobenzidine	--	--	20 U	5 U	5 U
3-Methylphenol	--	--	10 UJ	NA	NA
3-Nitroaniline	--	--	50 U	10 U	10 U
4,6-Dinitro-2-methylphenol	--	--	50 U	10 U	10 U
4-Bromophenyl-phenylether	--	--	10 U	5 U	5 U
4-Chloro-3-methylphenol	--	--	10 U	5 U	5 U
4-Chloroaniline	--	--	10 U	5 U	5 U
4-Chlorophenyl-phenyl ether	--	--	10 U	5 U	5 U
4-Methylphenol	--	--	10 UJ	5 U	5 U
4-Nitroaniline	--	--	50 U	10 U	10 U
4-Nitrophenol	--	--	50 U	10 U	10 U
Acenaphthene	--	--	10 U	5 U	5 U
Acenaphthylene	--	--	10 U	5 U	5 U
Anthracene	--	--	10 U	5 U	5 U
Benzo(a)anthracene	--	--	10 U	5 U	5 U
Benzo(a)pyrene	2	0.2	10 U	0.05 U	0.05 U
Benzo(b)fluoranthene	--	--	10 U	5 U	5 U
Benzo(g,h,i)Perylene	--	--	10 U	5 U	5 U
Benzo(k)fluoranthene	--	--	10 U	5 U	5 U
Bis(2-Chloroethoxy)Methane	--	--	10 U	5 U	5 U
Bis(2-Chloroethyl)ether	--	--	10 U	5 U	5 U
bis(2-Chloroisopropyl)ether	--	--	10 U	NA	NA
bis(2-Ethylhexyl)phthalate	--	--	10 U	2 J	5 U
Butylbenzylphthalate	--	--	10 U	5 U	5 U

NA=Not Analyzed

ND=Not Detected

*=Qualifier changed according to data validation.

**=Concentration changed according to data validation

Historical Analytical Results
 MW-701
 Tank 53 - Tank Farm 5
 NETC Newport
 Semi-Volatile Organic Compounds (ug/l)

PARAMETER	MCL	RIDEM GA	3/25/97	8/13/97	8/13/1997 Dup
Carbazole	--	--	20 U	5 U	5 U
Chrysene	--	--	10 U	5 U	5 U
Di-N-Butylphthalate	--	--	10 U	5 U	5 U
Di-n-octylphthalate	--	--	10 U	5 U	5 U
Dibenzo(a,h)Anthracene	--	--	10 U	5 U	5 U
Dibenzofuran	--	--	10 U	5 U	5 U
Diethylphthalate	--	--	10 U	5 U	5 U
Dimethylphthalate	--	--	10 U	5 U	5 U
Fluoranthene	--	--	10 U	5 U	5 U
Fluorene	--	--	10 U	5 U	5 U
Hexachlorobenzene	1	1	10 U	5 U	5 U
Hexachlorobutadiene	--	--	10 U	5 U	5 U
Hexachlorocyclopentadiene	50	--	10 U	5 U	5 U
Hexachloroethane	--	--	10 U	5 U	5 U
Indeno(1,2,3-cd)pyrene	--	--	10 U	5 U	5 U
Isophorone	--	--	10 U	5 U	5 U
N-Nitroso-di-n-propylamine	--	--	10 U	5 U	5 U
N-Nitrosodiphenylamine	--	--	10 U	5 U	5 U
Naphthalene	--	20	10 U	5 U	5 U
Nitrobenzene	--	--	10 U	5 U	5 U
Pentachlorophenol	1	1	50 U	10 U	10 U
Phenanthrene	--	--	10 U	5 U	5 U
Phenol	--	--	10 U	5 U	5 U
Pyrene	--	--	10 U	5 U	5 U

NA=Not Analyzed

ND=Not Detected

*=Qualifier changed according to data validation

**=Concentration changed according to data validation

Historical Analytical Results
MW-701
Tank 53 - Tank Farm 5
NETC Newport
Pesticides/PCBs (ug/l)

PARAMETER	MCL	RIDEM GA	3/24/97	8/13/97	8/13/1997 Dup
4,4'-DDD	--	--	0.1 U	0.05 U	0.05 U
4,4'-DDE	--	--	0.1 U	0.05 U	0.05 U
4,4'-DDT	--	--	0.1 U	0.05 U	0.05 U
Aldrin	--	--	0.05 U	0.025 U	0.025 U
alpha-BHC	--	--	0.05 U	0.025 U	0.025 U
alpha-Chlordane	2	2	0.05 U	0.025 U	0.025 U
beta-BHC	--	--	0.05 U	0.025 U	0.025 U
delta-BHC	--	--	0.05 U	0.025 U	0.025 U
Dieldrin	--	--	0.1 U	0.05 U	0.05 U
Endosulfan I	--	--	0.05 U	0.025 U	0.025 U
Endosulfan II	--	--	0.1 U	0.05 U	0.05 U
Endosulfan Sulfate	--	--	0.1 U	0.05 U	0.05 U
Endrin	2	--	0.1 U	0.05 U	0.05 U
Endrin Aldehyde	--	--	0.01 U	0.05 U	0.05 U
Endrin Ketone	--	--	0.1 U	0.05 U	0.05 U
gamma-BHC	--	--	0.05 U	0.025 U	0.025 U
gamma-Chlordane	2	2	0.05 U	0.025 U	0.025 U
Heptachlor	0.4	--	0.05 U	0.025 U	0.025 U
Heptachlor Epoxide	0.2	--	0.05 U	0.025 U	0.025 U
Methoxychlor	40	--	.5 U	0.25 U	0.25 U
Toxaphene	3	--	5 U	2.5 U	2.5 U
Aroclor-1016	0.5	0.5	1 U	0.5 U	0.5 U
Aroclor-1221	0.5	0.5	2 U	1 U	1 U
Aroclor-1232	0.5	0.5	1 U	0.5 U	0.5 U
Aroclor-1242	0.5	0.5	1 U	0.5 U	0.5 U
Aroclor-1248	0.5	0.5	1 U	0.5 U	0.5 U
Aroclor-1254	0.5	0.5	1 U	0.5 U	0.5 U
Aroclor-1260	0.5	0.5	1 U	0.5 U	0.5 U

NA=Not Analyzed

ND=Not Detected

*=Qualifier changed according to data validation

**=Concentration changed according to data validation

Historical Analytical Results
 MW-701
 Tank 53 - Tank Farm 5
 NETC Newport
 Metals/TPH (mg/l)

PARAMETER	MCL	RIDEM GA	3/24/97 Filt	3/24/97	8/13/97 Total	8/13/97 Total Dup
ALUMINUM	-	-	0.1 U	3.1 J	0.331 U	0.215 U
ANTIMONY	0.006	0.006	0.02 U	0.02 U	0.002 U	0.002 U
ARSENIC	0.05	-	0.004 UJ	0.006 J	0.0032 U	0.0032 U
BARIUM	2	2	0.03	0.08 J	0.0363 U	0.0372 U
BERYLLIUM	0.004	0.004	0.01 U	0.01 U	0.0016 U	0.0012 U
CADMIUM	0.005	0.005	0.01 U	0.01 U	0.0005 U	0.0005 U
CALCIUM	-	-	50	49	57.1	57.2
CHROMIUM	0.1	0.1	0.02 U	0.02 U	0.0065 UJ	0.0065 UJ
COBALT	-	-	0.02 U	0.02 U	0.010 U	0.0108 U
COPPER	1.3	-	0.02 U	0.02 U	0.0038 UJ	0.0038 UJ
IRON	-	-	0.61 J	7.7 J	0.532 J	0.370 J
LEAD	0.015	0.015	0.005 U	0.005 U	0.0017 U	0.0025 U
MAGNESIUM	-	-	14	16	26.7	28
MANGANESE	-	-	3.1 J	2.2	2.13	2.25
MERCURY	0.002	0.002	0.0002 U	0.0002 U	0.00013 U	0.00013 U
NICKEL	0.14	0.1	0.04 U	0.04 U	0.0079 UJ	0.0079 UJ
POTASSIUM	-	-	2	3	3.35	3.64
SELENIUM	0.05	0.05	0.004 UJ	0.004 UJ	0.0034 U	0.0034 U
SILVER	-	-	0.01 U	0.01 U	0.0399 J	0.0041 U
SODIUM	-	-	13	16	20.5	21.6
THALLIUM	0.002	0.002	0.005 U	0.005 U	0.002 U	0.002 U
VANADIUM	-	-	0.01 U	0.01 U	0.0058 J	0.0053 U
ZINC	-	-	0.01 U	0.02 J	0.0067 U	0.0099 U

PARAMETER	MCL	RIDEM GA	3/24/97	8/13/97	8/13/1997 Dup
TPH	-	-	1 U	1 U	1 U

NA=Not Analyzed

ND=Not Detected

*=Qualifier changed according to data validation

**=Concentration changed according to data validation