

CLICK HERE FOR
TRACTOR
TABLE OF CONTENTS

CLICK HERE FOR
TRACTOR OPTIONAL
TABLE OF CONTENTS

CLICK HERE FOR
TRAILER
TABLE OF CONTENTS

CLICK HERE FOR
TRAILER OPTIONAL
TABLE OF CONTENTS

P11160



TA27 Articulated Truck

(Cummins 6QSL-330 Engine with ZF 6WG-260-II Retarder Trans.)

From Serial No. A8251011 to A8251052

TEREX

Parts Book

CLICK HERE TO RETURN TO
MAIN LIBRARY INDEX

**Part Number
15500440**

November 2002
Revised: July 2004

PUBLISHED BY:
CUSTOMER SUPPORT DEPARTMENT

TEREX EQUIPMENT LIMITED
MOTHERWELL, SCOTLAND

THIS PAGE IS INTENTIONALLY LEFT BLANK



WARRANTY ON PARTS AND ATTACHMENTS

Terex Equipment Limited warrants that for a period of six months or 1000 hours, whichever comes first, after the sale of new Terex replacement parts or attachments by an authorised Terex dealer it will repair, or at its option, replace any defective or malfunctioning part or attachment. This warranty covers only malfunctions resulting from defects in material or workmanship.

This warranty does not cover malfunctions resulting from negligence, alteration, accident or overloading; use for a purpose for which the part or attachment is not designed or approved by Terex; loss of time, inconvenience, loss of use of the vehicle or other consequential damages; or labour for removal or reinstallation of defective or malfunctioning parts or attachments.

Repairs or replacements qualifying under this warranty will be performed by any authorised Terex dealer within a reasonable time following delivery of the malfunctioning part or attachment to the dealer's place of business.

Defective or malfunctioning parts or attachments must be delivered to an authorised Terex dealer's place of business during regular business hours for warranty repairs or replacements. The dealer must be furnished with the purchaser's copy of the sales slip or repair order to validate date of purchase.

* * * * *

SOLE WARRANTY

This is the only express warranty applicable to new Terex parts and attachments sold by Terex dealers and Terex neither assumes nor authorises anyone to assume for it any other obligation or liability in connection with such parts or attachments.

THIS PAGE IS INTENTIONALLY LEFT BLANK



INSTRUCTIONS FOR USE OF TEREX PARTS BOOK

This Parts Book is divided into Major Sections which cover components corresponding to specific areas of the machine.

Printed at the top left hand corner of each Parts Page is an Index Code which includes three numbers - the first of these relates to a Major Section, the second indicates a Sub-section within a Major Section and the last the model P/L number. Certain Major Sections may not apply to the particular model covered in this Parts Book and, consequently, will be omitted.

An illustrated Index page shows all the Major Component Section numbers included in the book. For example -

SECTION 100 - CHASSIS SECTION 140 - FRONT AXLE GROUP SECTION 230 - BODY HOIST SYSTEM etc.

Major Component Sections are listed in the 'Table Of Contents' pages together with Sub-section headings.

For example to locate the serviceable items of a Steering Cylinder -

1. The Table of Contents shows the steering components to be in Major Section 220.
2. The steering cylinder is listed in Major Section 220, Sub-section 0120
3. Select the Parts Page Code that applies to the unit Serial number for which parts are needed and locate the Page with reference number.

EXAMPLE - 220-0120.

SERIAL NUMBERS - Each Parts Book covers a particular range of unit Serial Numbers.

It is important that unit Serial Numbers are quoted on all orders for Parts.

PARTS LISTS - Parts Forms usually consist of detailed parts information listed on one page together with a parts illustration on the opposite page. The parts list is printed in the order of the reference numbers shown on the parts illustration. The first column lists Note Letters; the second lists the reference numbers; the third shows quantity required and the fourth gives the parts descriptions. Parts which are part of an assembly have their descriptions indented beneath the assembly description.

ILLUSTRATIONS - These show typical assemblies and individual piece parts. They are intended for general reference only and may not always show exact details of parts. Parts are identified on each illustration with an item number. Note the item number of the part required and locate it in the parts list. The part number opposite the item number is the part to order.



INDENTATIONS - Parts which are indented under another part are Sub-groups of a Major Assembly or Sub-assembly. Parts which are not indented are major assemblies or individual component parts which do not belong to a major assembly.

EXAMPLE - 1 9052564 Pump Assy.
2 9058512 . Shaft
3 9024169 : Ring
4 9058132 . Control Assy.
5 9058135 . . Spring
6 9072162 Gasket

- If you order Item 1, you will receive Items 1 - 5.
- If you order Item 4, you will receive Items 4 and 5.
- If you order Item 6, you will receive only Item 6.

NOTES - Whenever there is an alphabetical symbol to the left of the item number, refer to the corresponding note at the bottom of the form for information regarding ordering or application of the particular part number(s) noted.

ABBREVIATIONS - The abbreviations in this book have the following meanings -

Amps Amperes
As R As Required
Assy Assembly
Brkt Bracket
Cad-Pltd Cadmium Plated
Comm Commencement of production
E.S.N Elastic Stop Nut
Ftgs Fittings

Hsg Housing
I.D Inside Diameter
L.H Left Hand
L.W Lockwasher
Lg Long
Lkg Linkage
Mtg Mounting
N.C Note Code











N.I Not Illustrated
N.L.A No Longer Available
N.S.S Not Sold Separately
O.D Outside Diameter
Pr Pair
P.T.O Power-Take-Off
R.H Right Hand
Std Standard













Articulated Truck



TRACTOR SECTIONS

	CHASSIS	100
	ENGINE	110
	TRANSMISSION	120
	DRIVELINE	130
	FRONT AXLE	140
	BRAKE PARTS	165
	SUSPENSION SYSTEM	180
	ELECTRICAL SYSTEM	190
	FUEL SYSTEM	200
	COOLING SYSTEM	210

	MAIN HYDRAULIC VALVE	215
	STEERING SYSTEM	220
	BODY HOIST SYSTEM	230
	BRAKING SYSTEM	250
	CAB	260
	DECALS	290
	MISCELLANEOUS	300
		
		
		

SECT-PAGE-PLI DESCRIPTION**SECTION 100 CHASSIS****100-0010-8261 CHASSIS****R1 07/04**

100-0030-8261 SOUND INSULATION

100-0040-8261 HOOD AND MOUNTING

R1 07/03

100-0070-8261 FENDERS AND MOUNTING

R1 04/03

100-0135-8261 ROCK AND SUMP GUARDS

SECTION 110 ENGINE

110-0020-8261 ENGINE ORDERING INSTRUCTIONS

110-0030-8261 ENGINE AND MOUNTING

R5 01/04

110-0050-8261 AIR CLEANER

110-0060-8261 AIR CLEANER PIPES AND HOSES

110-0070-8261 EXHAUST AND MOUNTING

110-0140-8261 COUPLING

SECTION 120 TRANSMISSION

120-0010-8261 TRANSMISSION MOUNTING

R1 04/03

120-0020-8261 TRANSMISSION BREAKDOWN

120-0050-8261 CONTROL VALVE

120-0070-8261 SHIFT CONTROL

120-0100-8261 FILTER

120-0110-8261 OIL LINES-TRANSMISSION

R2 04/04

120-0220-8261 OIL PUMP

120-0390-8261 TORQUE CONVERTER

120-0400-8261 LUBRICATION PIPES

120-0410-8261 INDUCTIVE TRANSMITTER

120-0430-8261 ELECTRIC SHIFT CONTROL VALVE

120-0440-8261 GEARSHIFT

120-0450-8261 GEARBOX HOUSING

120-0460-8261 CLUTCH ASSEMBLY KU+K1

120-0470-8261 CLUTCH ASSEMBLY KR+K2

120-0480-8261 CLUTCH ASSEMBLY K3+K4

120-0490-8261 RETARDER

120-0491-8261 RETARDER OIL PIPES

120-0500-8261 PTO MAIN HYDRAULIC PUMP

120-0515-8261 EMERGENCY STEERING PUMP

120-0520-8261 INPUT-DRIVE ASSEMBLY

120-0530-8261 LAYSHAFT GEARING

R1 04/03

120-0540-8261 DIFFERENTIAL

SECT-PAGE-PLI DESCRIPTION**SECTION 120 TRANSMISSION**

120-0625-8261 TEMPERATURE SENSOR

120-0900-8261 LOOSE PARTS-TRANSMISSION

SECT 130 DRIVELINE

130-0010-8261 FRONT DRIVELINE

SECTION 140 FRONT AXLE

140-0010-8261 AXLE COMPLETE-FRONT

140-0020-8261 AXLE GROUP-FRONT

140-0030-8261 PLANETARY GEARING-FRONT

140-0040-8261 WHEEL, RIM AND TYRE-FRONT

140-0060-8261 DIFFERENTIAL-FRONT

SECTION 165 BRAKE PARTS

165-0010-8261 BRAKE PARTS-(ARTICLS)

165-0050-8261 BRAKE GUARDS

SECTION 180 SUSPENSION SYSTEM

180-0020-8261 FRONT SUSPENSION

SECTION 190 ELECTRICAL SYSTEM

190-0010-8261 TERMINALS

190-0011-8261 CONNECTORS

190-0030-8261 CABLES/HARNESSES-CAB

190-0040-8261 CABLES/HARNESSES-CHASS/ENG

R1 04/03

190-0070-8261 BATTERY AND CABLES

R2 01/04

190-0080-8261 BATTERY MOUNTING

190-0080-8261 BATTERY MOUNTING

R2 07/03

190-0085-8261 ECU-HYD. SYSTEM MONITORING

R1 07/03

190-0100-8261 ELECTRICAL LIGHTING SYSTEM

190-0110-8261 ALTERNATOR

190-0120-8261 STARTER MOTOR

190-0270-8261 SWITCHES AND SENSORS

08/03

190-0270-8261 SWITCHES AND SENSORS

R1 08/03

190-0300-8261 RADIO CASSETTE AND SPEAKERS**R2 07/04**

190-0310-8261 ELECTRICAL HORN

SECT-PAGE-PLI DESCRIPTION

SECTION 200 FUEL SYSTEM

200-0010-8261 FUEL TANK AND MOUNTING	R2 04/03
200-0010-8261 FUEL AND TANK MOUNTING	R1 04/03
200-0040-8261 FUEL LINES	
200-0050-8261 ACCELERATOR LINKAGE	R1 04/03

SECTION 210 COOLING SYSTEM

210-0010-8261 RADIATOR ASSEMBLY	R1 04/04
210-0020-8261 RADIATOR MOUNTING	R1 04/04
210-0030-8261 RADIATOR PIPING	
210-0035-8261 CHARGE AIR COOLER & PIPING	R2 07/03
210-0040-8261 RADIATOR HEADER TANK AND HOSES	R1 01/03
210-0060-8261 OIL COOLER AND PIPING-TRANS.	R1 01/03
210-0061-8261 TRANS OIL COOLER MOUNTING	R1 04/03
210-0065-8261 OIL COOLER-TRANSMISSION	R1 04/03
210-0100-8261 OIL COOLER AND LINES-HYDRAULIC	R1 01/03

SECTION 215 MAIN HYDRAULIC VALVE

215-0050-8261 MAIN HYDRAULIC VALVE ASSEMBLY	R3 01/04
---	----------

SECTION 220 STEERING SYSTEM

220-0010-8261 STEERING LINES	R3 07/03
220-0090-8261 STEERING VALVE	
220-0120-8261 STEERING CYLINDER	R1 01/03
220-0230-8261 STEERING COLUMN MOUNTING	R1 07/03

SECTION 230 BODY HOIST SYSTEM

230-0020-8261 LINES AND FITTINGS-BODY HOIST	
230-0040-8261 TANK AND MOUNTING-BODY HOIST	R2 01/04
230-0050-8261 PUMP-BODY HOIST	
230-0081-8261 JOYSTICK-BODY CONTROL	

SECTION 250 BRAKING SYSTEM

250-0020-8261 BRAKE LINES-HYDRAULIC	R1 04/03
250-0060-8261 BRAKE ACCUMULATOR	
250-0070-8261 TREADLE VALVE	R1 11/03

SECT-PAGE-PLI DESCRIPTION

SECTION 260 CAB

260-0010-8261 CAB ASSEMBLY	R1 01/03
260-0015-8261 CAB MOUNTING	
260-0018-8261 CAB TILT MECHANISM	
260-0030-8261 CAB DOOR-LEFT HAND	R1 01/03
260-0080-8261 SWITCHES AND INSTRUMENTS	R2 11/03
260-0090-8261 SEAT-DRIVER	R1 07/04
260-0110-8261 SEAT-PASSENGER	
260-0130-8261 AIR CONDITIONER/HEATER	R1 04/03
260-0140-8261 HEATER LINES AND WIRING	
260-0145-8261 AIR CONDITIONER LINES	
260-0190-8261 WINDSCREEN WASHER	

SECTION 290 DECALS

290-0010-8261 DECALS-ENGLISH	R2 11/03
------------------------------	----------

SECTION 300 MISCELLANEOUS

300-0040-8261 MULTI-TUBE CLAMPS AND HARDWARE	
--	--

THIS PAGE IS INTENTIONALLY LEFT BLANK

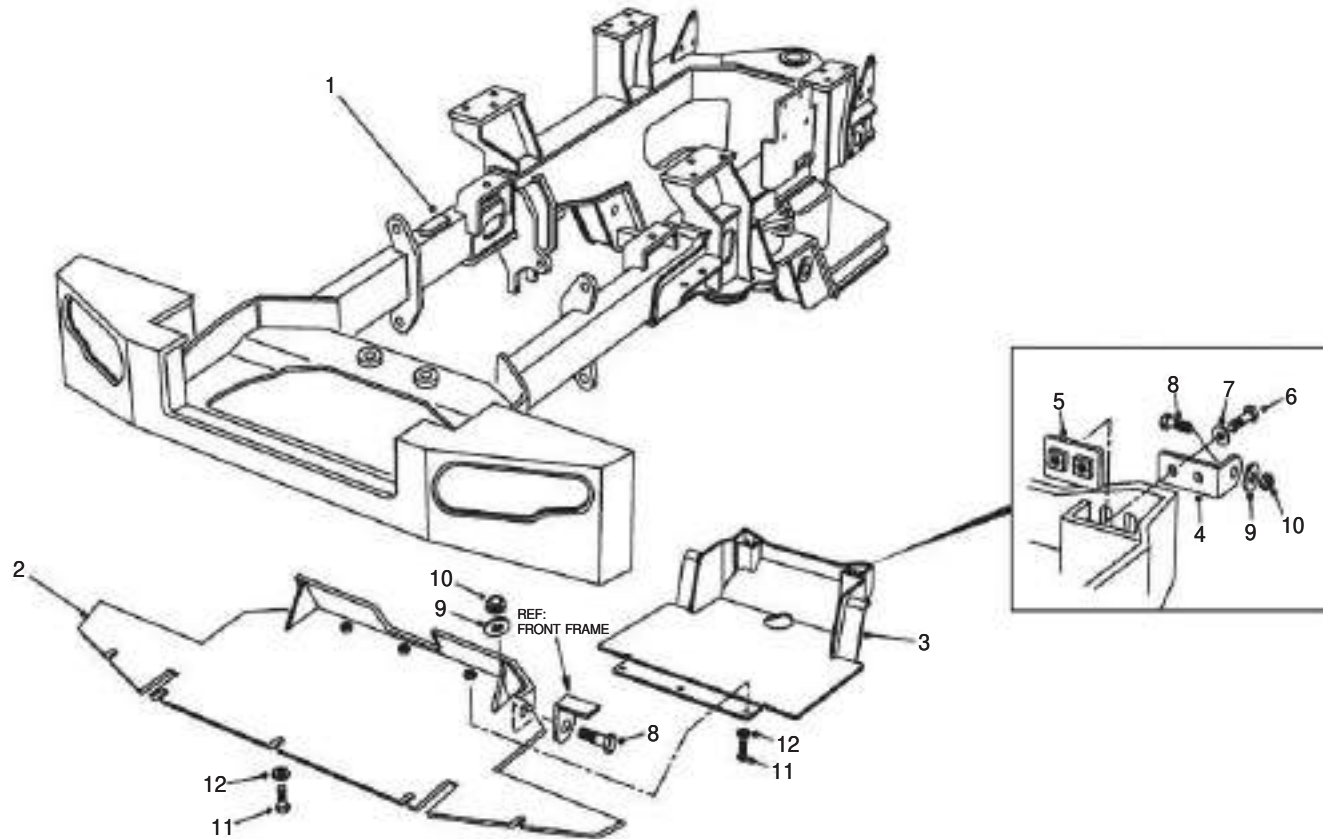
THIS PAGE IS INTENTIONALLY LEFT BLANK

R1 07/04 (SER CORR)

100-0010-8261 CHASSIS
FROM SERIAL NO. A8251011

DRAWING NO. P11004

P11004



100-0010-8261 CHASSIS
FROM SERIAL NO. A8251011

NC	REF	QTY	PART NO.	DESCRIPTION	SER.NO. FROM	SER.NO. TO
-----------	------------	------------	-----------------	--------------------	-------------------------	-----------------------

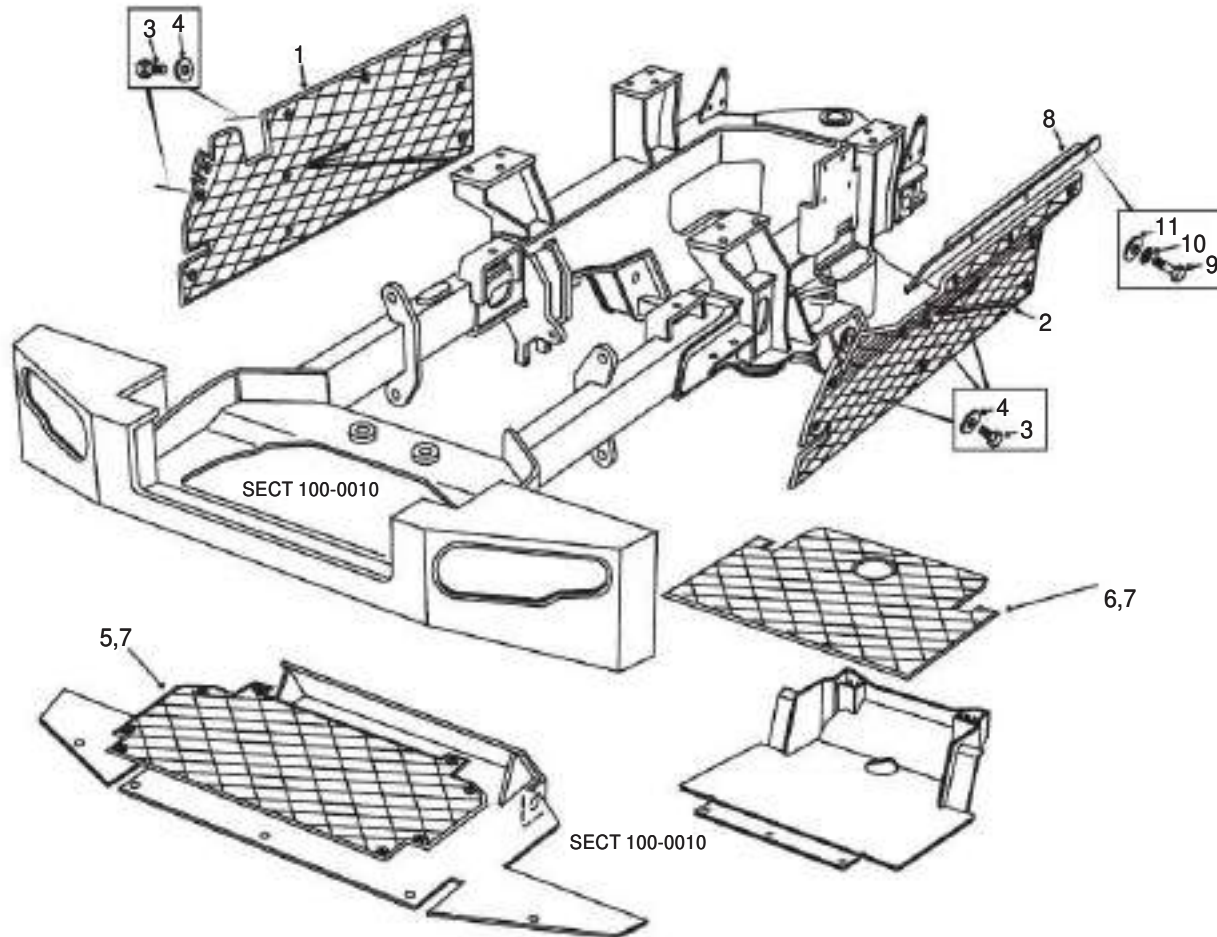
001	001		15311008	FRAME ASSY-FRONT		
002	001		15314756	GUARD ASSY-CHASSIS		
003	001		15314799	GUARD ASSY-SUMP		
004	002		15314724	BRACKET-HINGE		
005	002		15314726	CLAMP PLATE		
006	004		06351655	BOLT		
007	004		09191596	WASHER		
008	004		06351670	BOLT		
009	004		07151630	WASHER		
010	004		06471601	LOCKNUT		
011	008		06351230	BOLT		
012	008		09217321	WASHER		

100-0030-8261 SOUND INSULATION

FROM SERIAL NO. A8251011

DRAWING NO. P11207

P11207



100-0030-8261 SOUND INSULATION
FROM SERIAL NO. A8251011

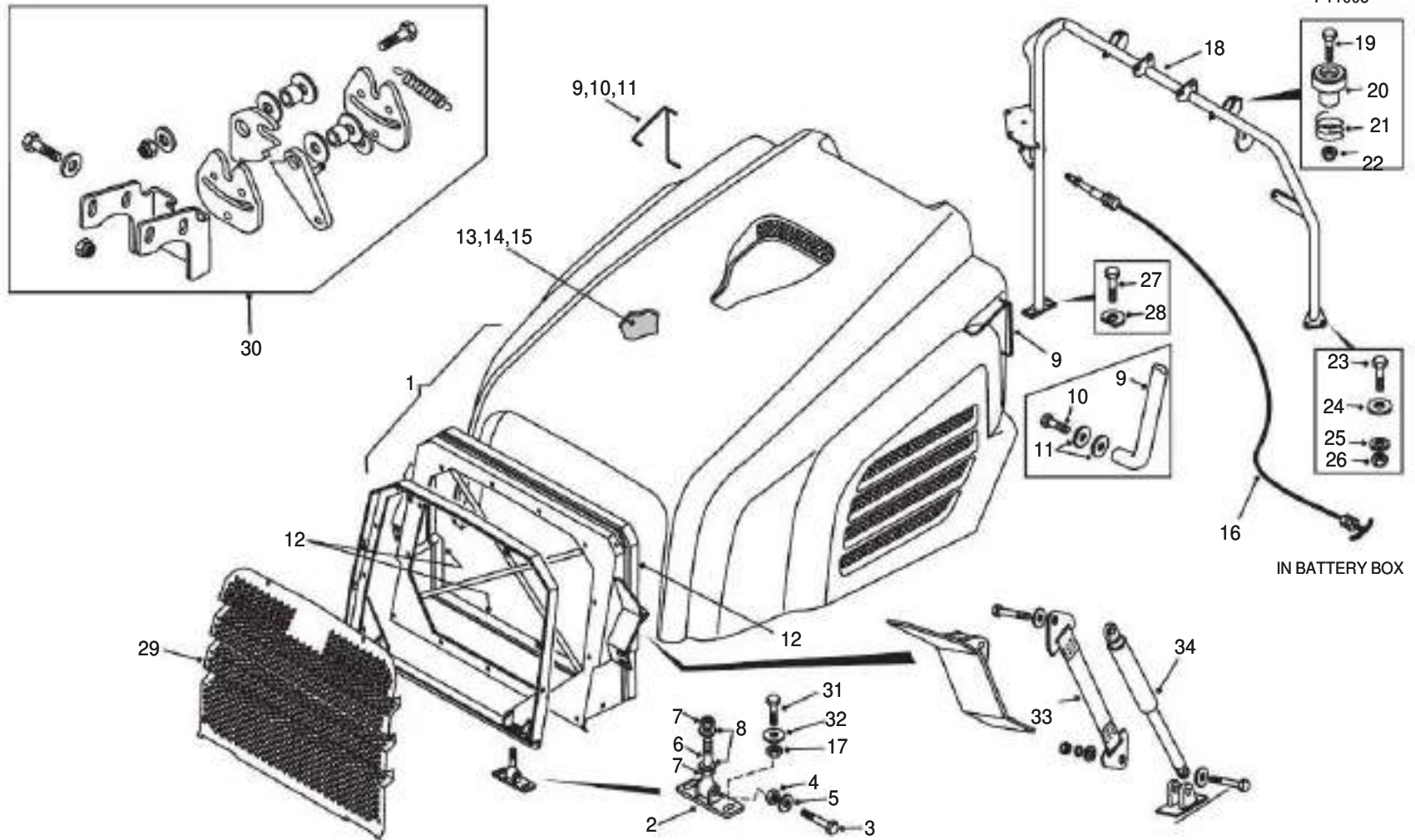
NC	REF	QTY	PART NO.	DESCRIPTION	SER.NO. FROM	SER.NO. TO
001	001		15314503	QUILT-RH WHEEL ARCH		
002	001		15314504	QUILT-LH WHEEL ARCH		
003	015		06351225	BOLT		
004	015		15234758	WASHER		
005	001		15316801	QUILT-SUMP GUARD FT		
006	001		15316803	QUILT-SUMP GUARD REAR		
007	ASR		09079599	ADHESIVE		
008	001		15316672	PLATE-QUILT MTG		
009	003		06351225	BOLT		
010	003		07161230	LOCKWASHER		
011	003		07151220	WASHER		

R1 07/03 (ECN 105861)

100-0040-8261 HOOD AND MOUNTING
FROM SERIAL NO. A8251011

DRAWING NO. P11005

P11005



100-0040-8261 HOOD AND MOUNTING
 FROM SERIAL NO. A8251011

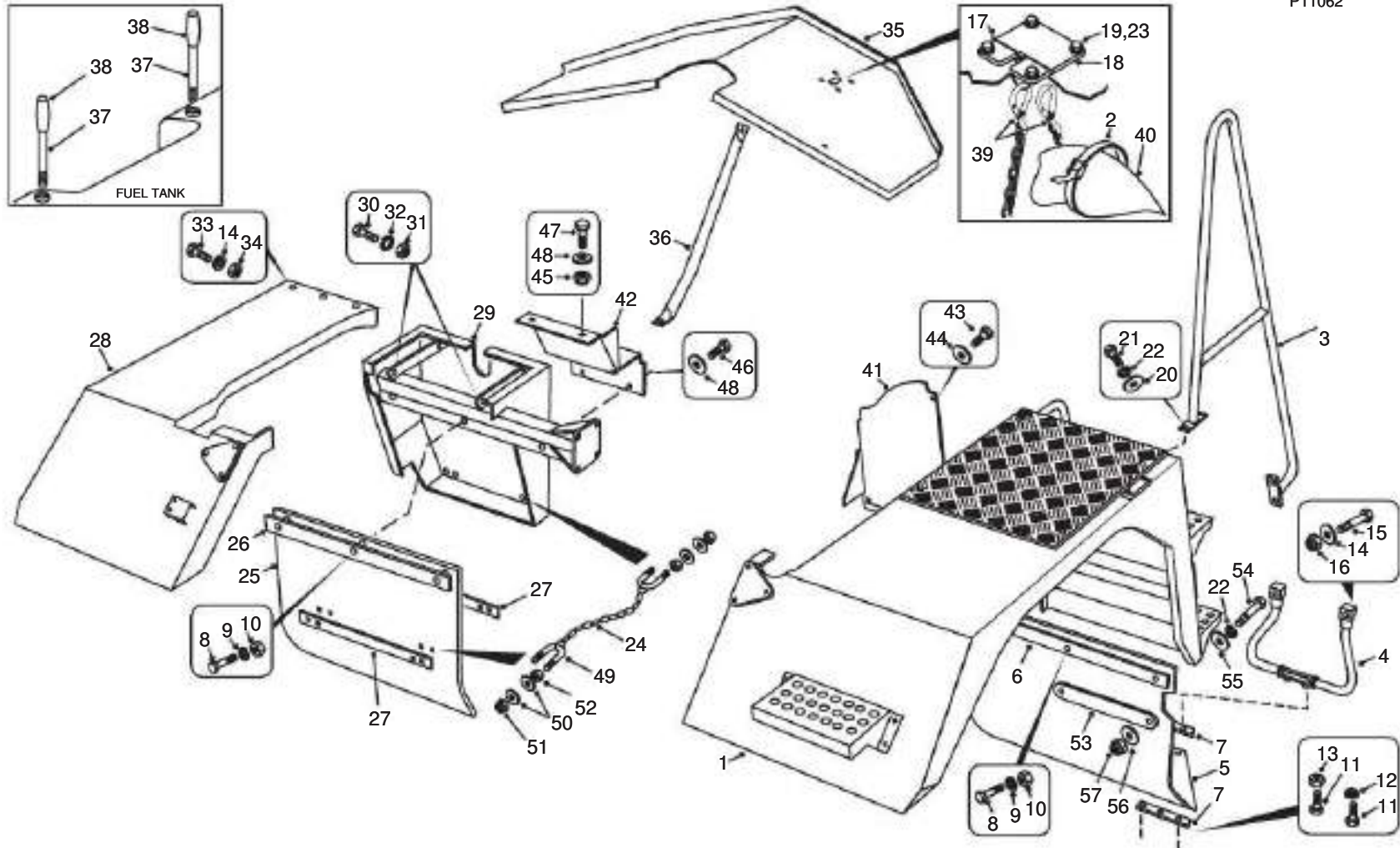
NC	REF	QTY	PART NO.	DESCRIPTION	SER.NO. FROM	SER.NO. TO
001	001		15312808	HOOD ASSY		
002	002		15313176	.HINGE ASSY		
003	002		06351675	.BOLT		
004	002		15252584	.NUT		
005	002		07151630	.WASHER		
006	002		15313179	.ROD-ADJUSTMENT		
007	004		06432001	.NUT		
008	004		09250715	.WASHER-HARDENED		
009	002		15315116	.HANDLE-HOOD		
010	006		15309253	.BOLT		
011	012		15307237	.WASHER		
012	ASR		15244364	.SEAL-BULK		
013	001		15316531	.INSULATION QUILT-LHS		
014	001		15317432	.INSULATION QUILT-RHS		
015	001		15316533	.INSULATION QUILT-TOP		
016	001		15314415	CABLE-HOOD CATCH		
017	004		06471601	LOCKNUT		
018	001		15312309	GOALPOST WELDMENT		
019	002		15315670	BOLT		
020	002		15307804	STOP-HOOD		
021	002		15315607	SPRING		
022	002		06471001	LOCKNUT		
023	006		06351250	BOLT		
024	006		09217321	WASHER		
025	006		09267660	WASHER		
026	006		06471201	LOCKNUT		
027	002		06351230	BOLT		
028	002		15309558	WASHER D SHAPE		
029	001		15313814	GRILLE		
030	001		15313317	KIT-HOOD CATCH		
031	004		06351655	BOLT		
032	004		09191596	WASHER		
033	002		15313472	STRAP-HOOD RETAINING		
034	002		15313446	GAS STRUT		

R1 04/03 (ECN 105026, ECN 105239, ECN 105559)

100-0070-8261 FENDERS AND MOUNTING
FROM SERIAL NO. A8251011

DRAWING NO. P11062

P11062



100-0070-8261 FENDERS AND MOUNTING
FROM SERIAL NO. A8251011

NC	REF	QTY	PART NO.	DESCRIPTION	SER.NO. FROM	SER.NO. TO
001	001		15316871	LH FENDER PLATFORM		
002	001		15305456	STRAP		
003	001		15311946	HANDRAIL		
004	001		15311947	STEP ASSY-WIRE		
005	001		15316943	MUDFLAP FRONT LH		
006	001		15311949	PLATE		
007	002		15303969	STIFFENER-MUDFLAP		
008	006		00179820	BOLT		
009	006		00103320	LOCKWASHER		
010	006		00102634	NUT		
011	003		06350825	BOLT		
012	002		07160830	LOCKWASHER		
013	001		06470801	NUT		
014	008		09267949	WASHER-HARDENED		
015	002		00179892	BOLT		
016	002		00274209	LOCKNUT		
017	001		15305455	CLIP		
018	001		15305454	PLATE		
019	004		06350625	BOLT NSS		
020	004		09267660	WASHER		
021	004		06351230	BOLT		
022	004		07161230	LOCKWASHER		
023	004		07150620	WASHER		
024	002		15317037	CHAIN		
025	001		15316707	MUDFLAP		
026	001		15315908	PLATE		
027	002		15316708	CLAMP PLATE		
028	001		15311950	PLATFORM-RH		
029	001		15316919	SIDE STEP ASSY-RH		
030	004		06442040	SCREW SET		
031	004		06472001	LOCKNUT		
032	004		07162030	LOCKWASHER		
033	003		06351240	BOLT		
034	003		06471201	LOCKNUT		
035	001		15314429	SPILL GUARD		
036	001		15314376	BRACE-SPILL GUARD		
037	002		15228110	TUBE		
038	002		09366021	GRIP		
039	002		15315330	CHAIN ASSY		
040	001		15247425	SLEEVE-PROTECTOR		

100-0070-8261 FENDERS AND MOUNTING
FROM SERIAL NO. A8251011

NC	REF	QTY	PART NO.	DESCRIPTION	SER.NO. FROM	SER.NO. TO
041	001		15316479	PANEL-INFILL LH		
042	001		15316656	PANEL-INFILL RH		
043	003		00179839	BOLT		
044	003		00106263	WASHER		
045	002		00274208	LOCKNUT		
046	002		00179837	BOLT		
047	002		00179839	BOLT		
048	004		00106263	WASHER		
049	004		15317030	U-BOLT		
050	008		07150815	WASHER		
051	008		06470801	LOCKNUT		
052	008		06430801	NUT		

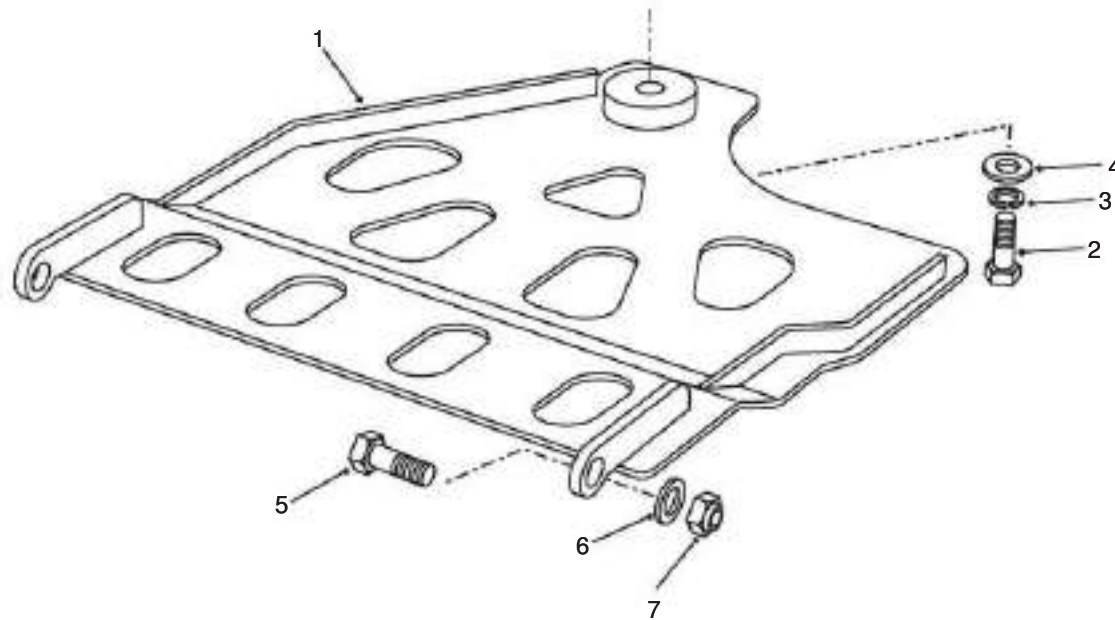
<https://www.besttruckmanuals.com/>

100-0135-8261 ROCK AND SUMP GUARDS

FROM SERIAL NO. A8251011

DRAWING NO. P11039

P11039



100-0135-8261 ROCK AND SUMP GUARDS

~~FROM SERIAL NO. A8251011~~

NC	REF	QTY	PART NO.	DESCRIPTION	SER.NO. FROM	SER.NO. TO
----	-----	-----	----------	-------------	-----------------	---------------

001	001		15313507	GUARD-TRANS SUMP		
002	001		06351650	BOLT		
003	001		07161630	LOCKWASHER		
004	001		09191596	WASHER		
005	002		06351670	BOLT NSS		
006	002		07151630	WASHER		
007	002		06471601	LOCKNUT		

THIS PAGE IS INTENTIONALLY LEFT BLANK

CUMMINS ENGINE

THIS UNIT IS EQUIPPED WITH A CUMMINS DIESEL ENGINE.

TEREX DOES NOT SELL ENGINES OR ENGINE PARTS. THESE SHOULD BE OBTAINED FROM THE NEAREST ENGINE MANUFACTURER'S SALES AND SERVICE OUTLET. ILLUSTRATIONS AND PART NUMBERS OF ENGINE PARTS ARE OMITTED FROM THIS TEREX PARTS BOOK.

A SEPARATE CUMMINS ENGINE PARTS BOOK IS SUPPLIED WITH NEW UNITS FOR ENGINE PARTS COVERAGE.

ANY ADDITIONAL REQUESTS FOR THIS CUMMINS ENGINE PARTS BOOK OR ANY QUESTIONS ON ENGINE PARTS AND WARRANTY SHOULD BE DIRECTED TO THE ENGINE MANUFACTURER'S SALES AND SERVICE OUTLET.

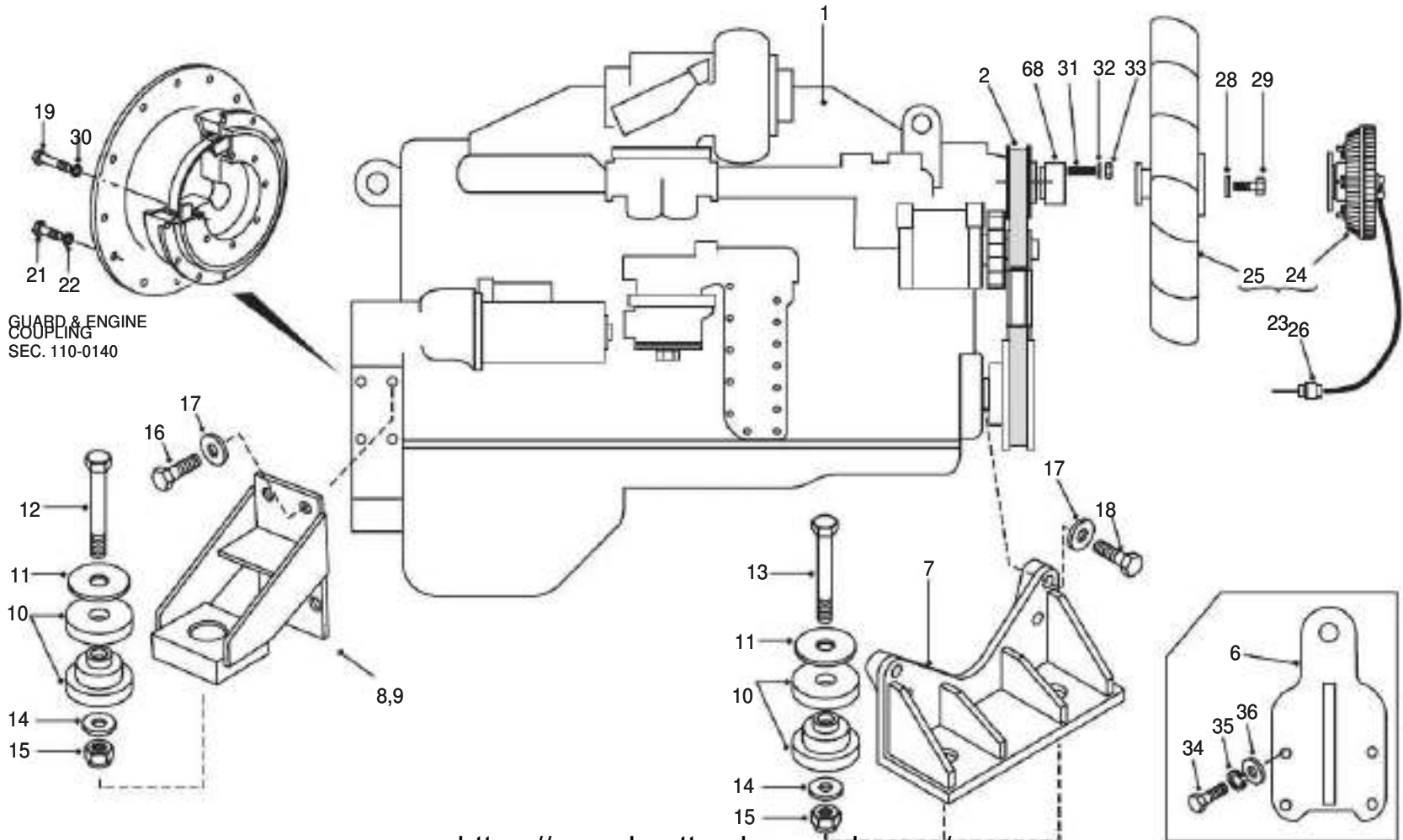
R5 01/04 (ECN 105588, ECN 105557, ECN 105952, SER CORR)

110-0030-8261 ENGINE AND MOUNTING

FROM SERIAL NO. A8251011

DRAWING NO. P11261A

P11261



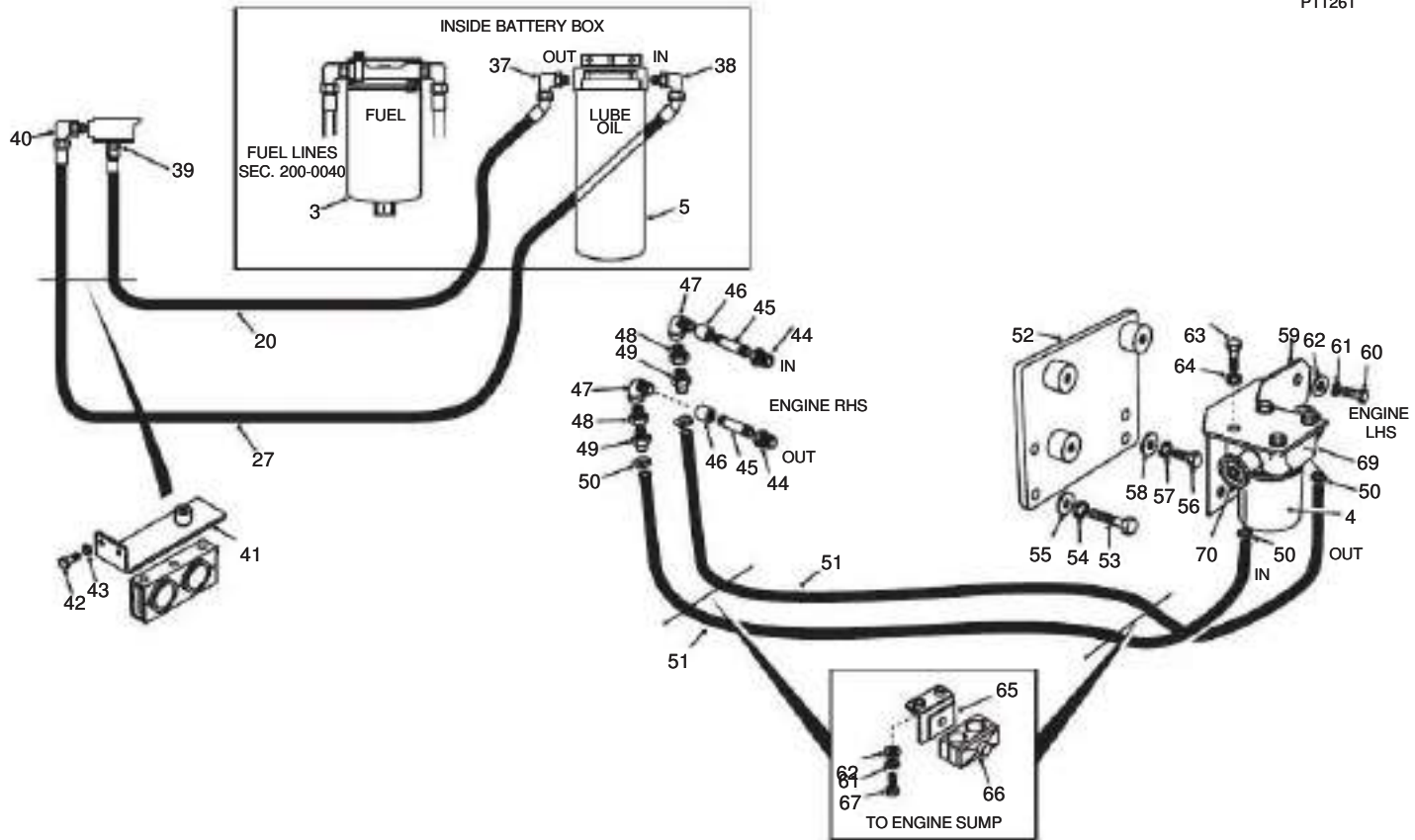
GUARD & ENGINE
COUPLING
SEC. 110-0140

110-0030-8261 ENGINE AND MOUNTING

FROM SERIAL NO. A8251011

DRAWING NO. P11261B

P11261



R5 01/04 (ECN 105588, ECN 105557, ECN 105952, SER CORR)

110-0030-8261 ENGINE AND MOUNTING FROM SERIAL NO. A8251011					110-0030-4066 ENGINE AND MOUNTING FROM SERIAL NO. A8251011								
NC	REF	QTY	PART NO.	DESCRIPTION	SER.NO. FROM	SER.NO. TO	NC	REF	QTY	PART NO.	DESCRIPTION	SER.NO. FROM	SER.NO. TO
A	001	001	15316687	ENGINE-CUMMINS QSL 9			041	001	15316963	BRACKET ASSY			
	002	001	15500649	.BELT-DRIVE (FAN/ALT)			042	002	06351025	BOLT			
	003	001	15500391	.ELEMENT-FUEL FILTER			043	002	07161030	LOCKWASHER			
	004	001	15317047	.ELEMENT-WATER FILTER			044	002	00144218	BUSHING			
	005	001	15500647	.ELEMENT-OIL FILTER			045	002	00219326	NIPPLE			
	006	001	15315432	BRACKET-RAD MTG			046	002	00187396	NIPPLE COUPLING			
	007	001	15313296	BRACKET-ENG MTG FRONT			047	002	00454104	ELBOW			
	008	001	15255832	BRACKET-ENG MTG RH			048	002	00444029	BUSHING			
	009	001	15255833	BRACKET-ENG MTG LH			049	002	07551780	CONNECTOR			
	010	004	15254931	ISOLATOR-ENG MOUNT			050	004	09379664	CLAMP			
	011	004	15235607	WASHER-SNUBBING			051	ASR	07551824	HOSE			
	012	002	00271668	BOLT			052	001	15315452	MOUNTING BRACKET			
	013	002	15254875	BOLT			053	002	06351220	BOLT			
	014	004	00106269	WASHER NSS			054	002	07161230	WASHERLOC			
	015	004	00274098	LOCKNUT			055	002	07151220	WASHER			
	016	008	06621235	BOLT			056	002	06351020	BOLT			
	017	012	09267660	WASHER			057	002	07161030	WASHER SPRING M10			
	018	004	15313327	BOLT			058	002	07151020	WASHER			
	019	008	00179841	BOLT			059	001	15500819	BRACKET-FILTER MTG			
	020	001	15315699	HOSE ASSY			060	003	06350820	BOLT			
	021	012	06351025	BOLT (SUPPLY KIT QTY)			061	007	07160830	WASHER			
	022	012	07161030	LOCKWASHER			062	007	07150815	WASHER			
	023	001	15312176	FAN ASSY KIT-TA25			063	004	00179841	BOLT NSS			
	024	001	15312191	.FAN CLUTCH-TA25			064	004	00108580	LOCKWASHER			
	025	001	15312178	.FAN-28"			065	002	15315705	PLATE-SUPPORT			
	026	001	15501101	.CONNECTOR KIT			066	002	15253870	CLAMP-PIPE 17.2MM DO			
	027	001	15315698	HOSE ASSY			067	004	06350825	BOLT			
	028	004	07151020	WASHER			068	001	15314770	FAN SPACER-(25MM)			
	029	004	06351035	BOLT									
	030	008	00108580	LOCKWASHER									
	031	004	15314654	STUD									
	032	004	07161030	LOCKWASHER									
	033	004	15314711	NUT									
	034	004	06351030	BOLT									
	035	004	07161030	LOCKWASHER									
	036	004	07151020	WASHER									
	037	001	15244830	ELBOW									
	038	001	15258382	ELBOW									
	039	001	09183228	CONNECTOR									
	040	001	15225224	ELBOW									

NOTE :A
ENGINE COOLING SYSTEM FILLED WITH TEREX PRO-COOL EXTENDED LIFE
ANTIFREEZE/COOLANT FLUID AVAILABLE IN QUANTITIES LISTED

15500685	5 LITRES
15500686	20 LITRES
15500687	60 LITRES
15500688	203 LITRES

ALSO AVAILABLE TEREX PRO-COOL TEST STRIPS QTY 50 PT.No.15500709

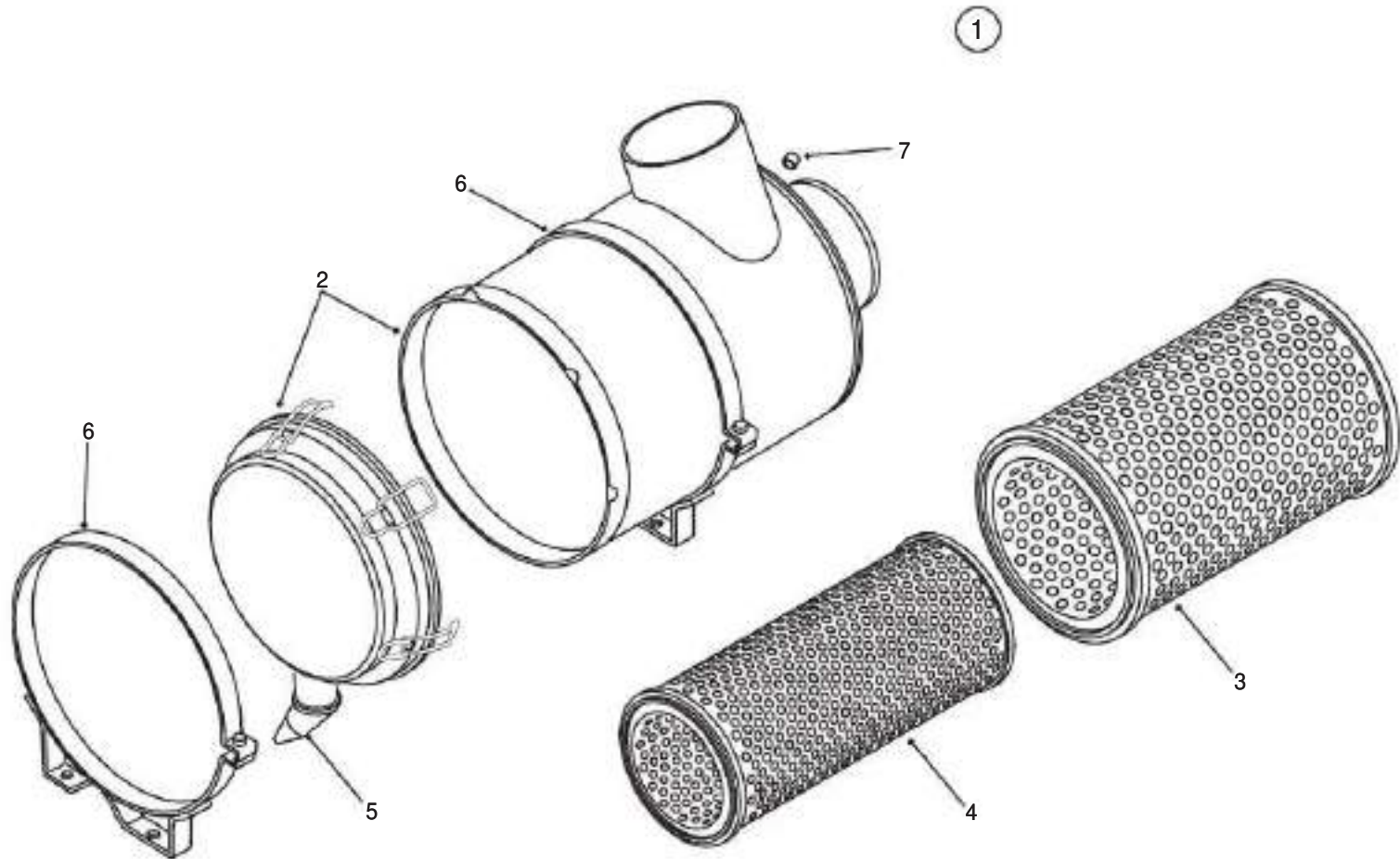
THIS PAGE IS INTENTIONALLY LEFT BLANK

110-0050-8261 AIR CLEANER

FROM SERIAL NO. A8251011

DRAWING NO. P11006

P11006



110-0050-8261 AIR CLEANER

~~FROM SERIAL NO. A8251011~~

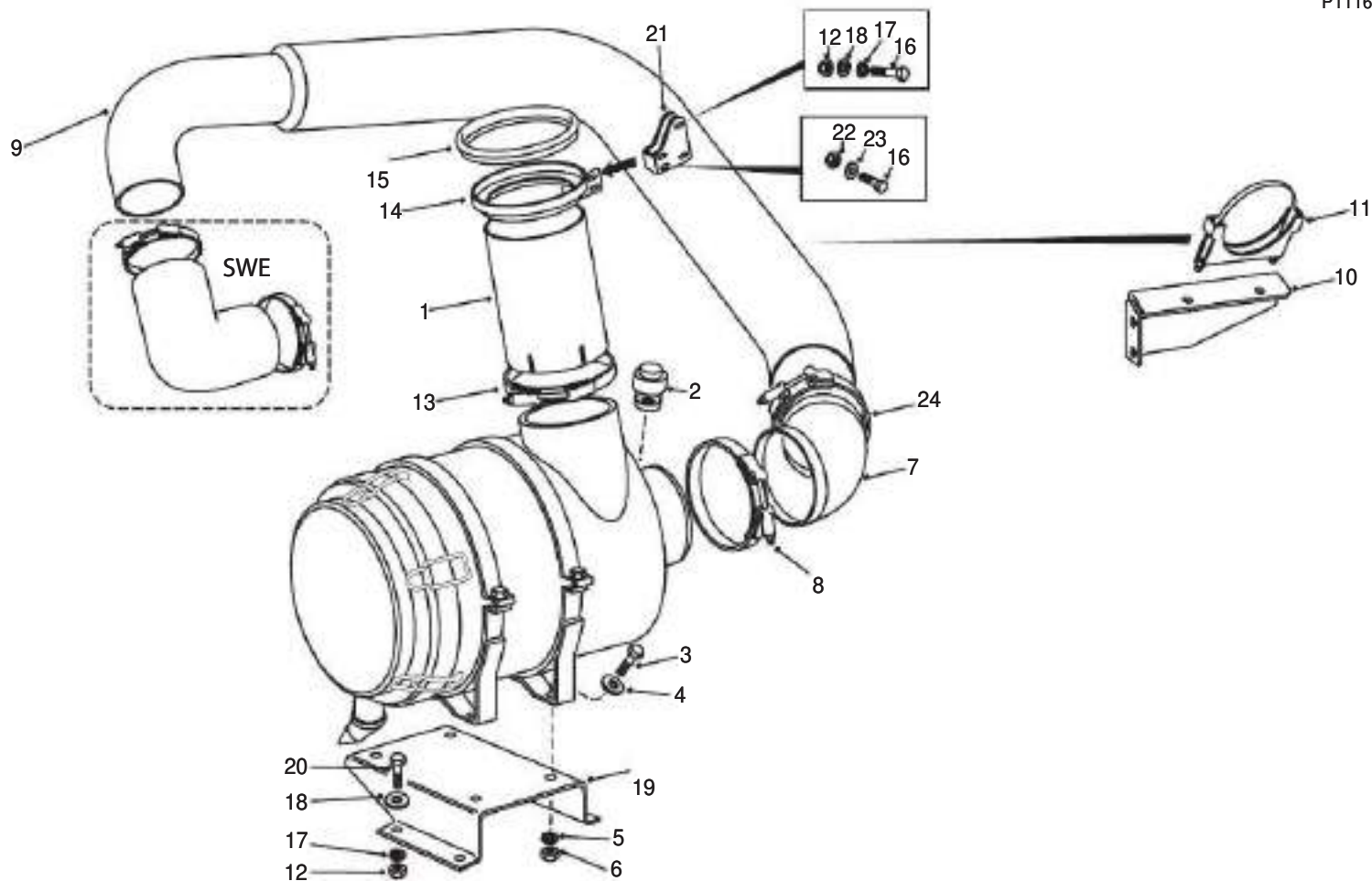
NC	REF	QTY	PART NO.	DESCRIPTION	SER.NO. FROM	SER.NO. TO
001	001		15312847	KIT-AIR CLEANER		
002	001		15304600	.AIR CLEANER		
003	001		15270188	..ELEMENT-MAIN		
004	001		15270189	..ELEMENT-SAFETY		
005	001		15273088	..VALVE-VACUATOR		
006	002		15254862	.BAND-MOUNTING		
007	001		00105410	.CAP		

110-0060-8261 AIR CLEANER PIPES AND HOSES

FROM SERIAL NO. A8251011

DRAWING NO. P11165

P11165



110-0060-8261 AIR CLEANER PIPES AND HOSES

FROM SERIAL NO. A8251011

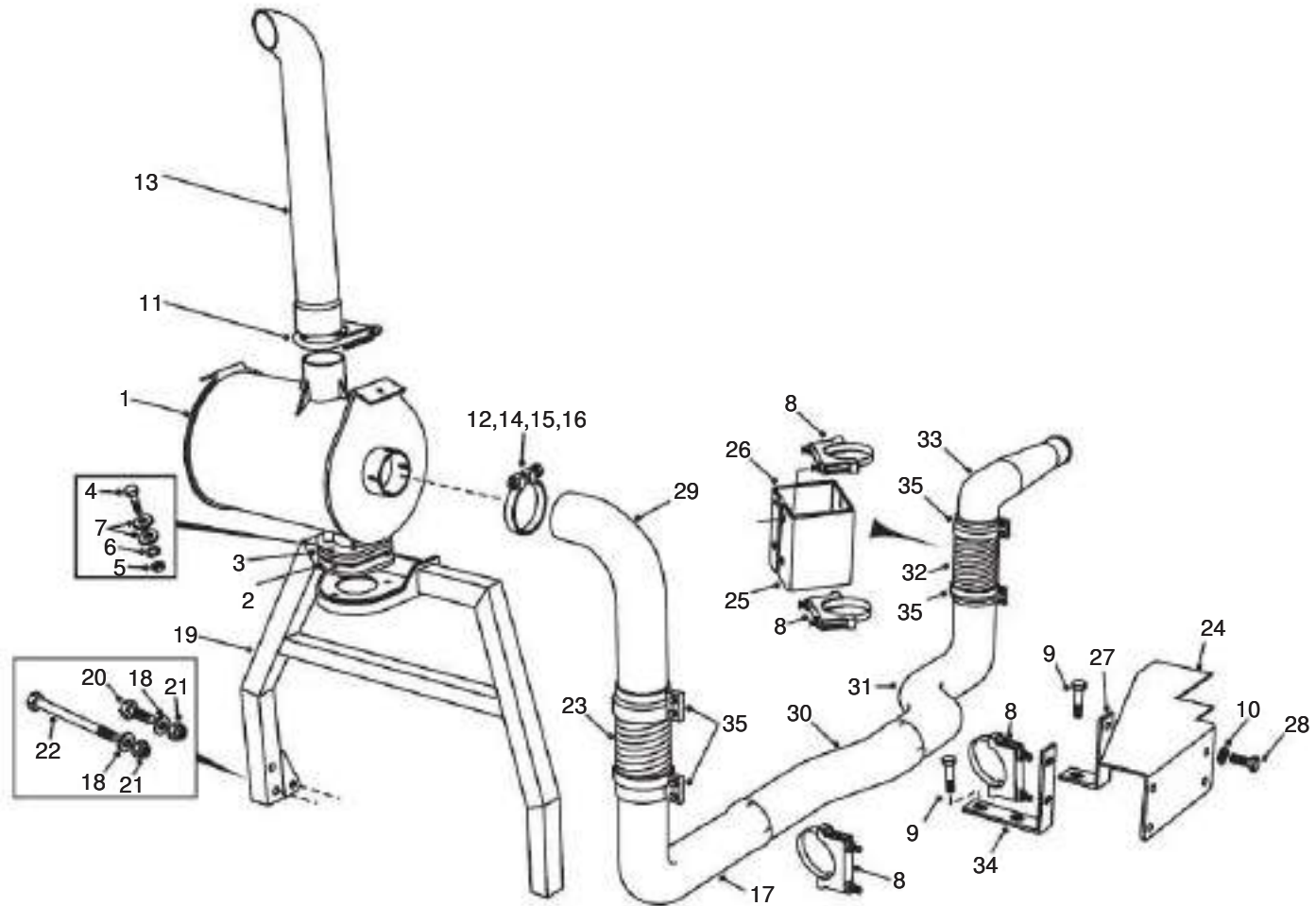
NC	REF	QTY	PART NO.	DESCRIPTION	SER.NO. FROM	SER.NO. TO
001	001		15314126	TUBE-AIR INTAKE		
002	001		09249022	INDICATOR		
003	004		00179839	BOLT		
004	004		00106263	WASHER		
005	004		00108580	LOCKWASHER		
006	004		00102635	NUT		
007	001		15026365	ELBOW		
008	001		09229246	CLAMP		
009	001		15314127	TUBE-AIR INTAKE		
010	001		15314249	BRACKET		
011	001		09017439	CLAMP		
012	006		06471001	LOCKNUT		
013	001		15304400	CLAMP		
014	001		15315850	BRACKET-RETAINING		
015	002		15229899	SEAL		
016	004		06351050	BOLT		
017	006		07161030	LOCKWASHER		
018	008		15244714	WASHER-HARDENED		
019	001		15315646	BRACKET-AIR CLEANER		
020	004		06351030	BOLT		
021	001		15315851	COUPLING-AIR INTAKE		
022	002		06431001	NUT		
023	002		07151020	WASHER		
024	001		09356044	CLAMP		

110-0070-8261 EXHAUST AND MOUNTING

FROM SERIAL NO. A8251011

DRAWING NO. P11170

P11170



110-0070-0000 EXHAUST AND MOUNTING

FROM SERIAL NO. A8251011

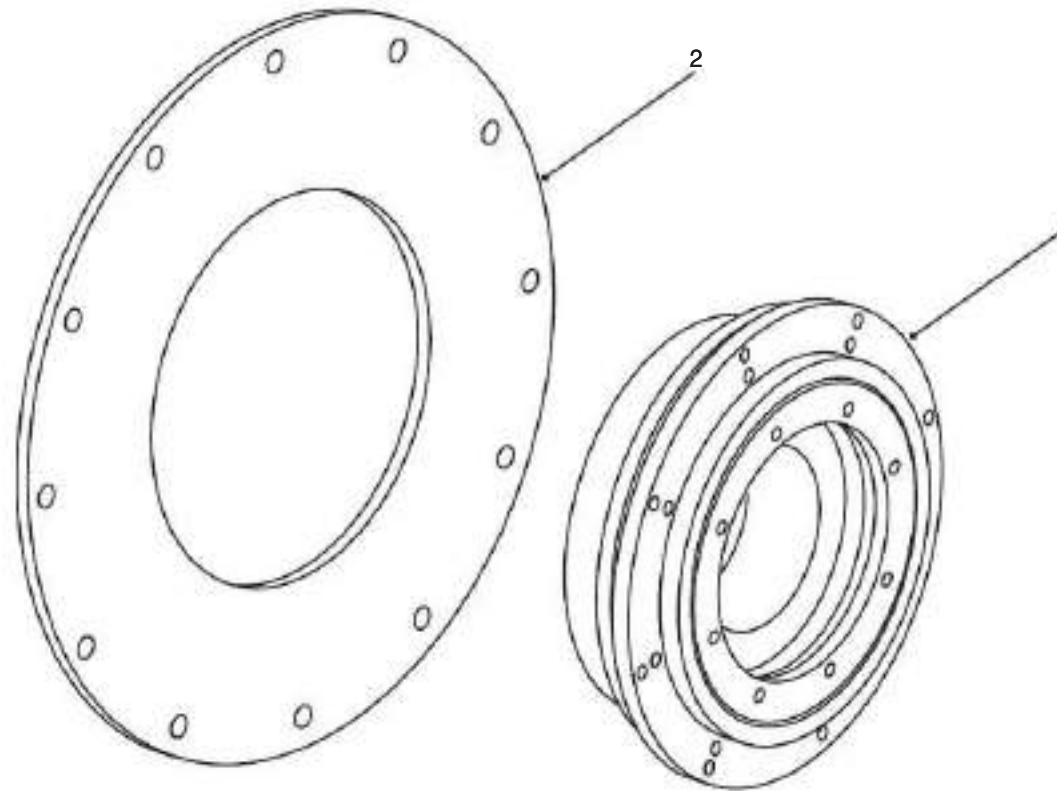
NC	REF	QTY	PART NO.	DESCRIPTION	SER.NO. FROM	SER.NO. TO
001	001		15313448	SILENCER ASSY		
002	001		15313452	.PLATE-BLANKING		
003	001		15313453	.GASKET		
004	003		00179890	.BOLT		
005	003		00189378	.NUT		
007	006		00116060	.P/WASHER		
008	004		09017439	CLAMP		
009	003		06351225	BOLT		
010	002		07180820	WASHER		
011	001		15311329	CLAMP		
012	001		09215052	CLAMP		
013	001		15313487	EXHAUST STACK		
014	001		00186283	BOLT		
015	001		00106263	WASHER		
016	001		00102635	NUT		
017	001		15314383	TUBE-EXHAUST		
018	012		07151630	WASHER		
019	001		15314420	CRADLE-EXHAUST		
020	002		06351645	BOLT		
021	006		06471601	LOCKNUT		
022	004		15309192	BOLT		
023	001		15256687	SLEEVE		
024	001		15315438	GUARD-EXHAUST		
025	001		15315457	GUARD-EXHAUST		
026	001		15315458	GUARD-EXHAUST		
027	001		15315462	BRACKET		
028	002		06350820	SCREW		
029	001		15314382	TUBE-EXHAUST		
030	001		15313881	TUBE-EXHAUST		
031	001		15314132	TUBE-EXHAUST FRONT		
032	001		15313883	TUBE-FLEX		
033	001		15315767	TUBE-EXHAUST		
034	001		15314300	PLATE-BENT		
035	004		15246651	CLAMP		

110-0140-8261 COUPLING

FROM SERIAL NO. A8251011

DRAWING NO. P10912

P10912



110-0140-8261 COUPLING

FROM SERIAL NO. A8251011

NC	REF	QTY	PART NO.	DESCRIPTION	SER.NO. FROM	SER.NO. TO
----	-----	-----	----------	-------------	-----------------	---------------

001	001		15315756	ENGINE COUPLING		
002	001		15237988	GUARD-FLYWHEEL		

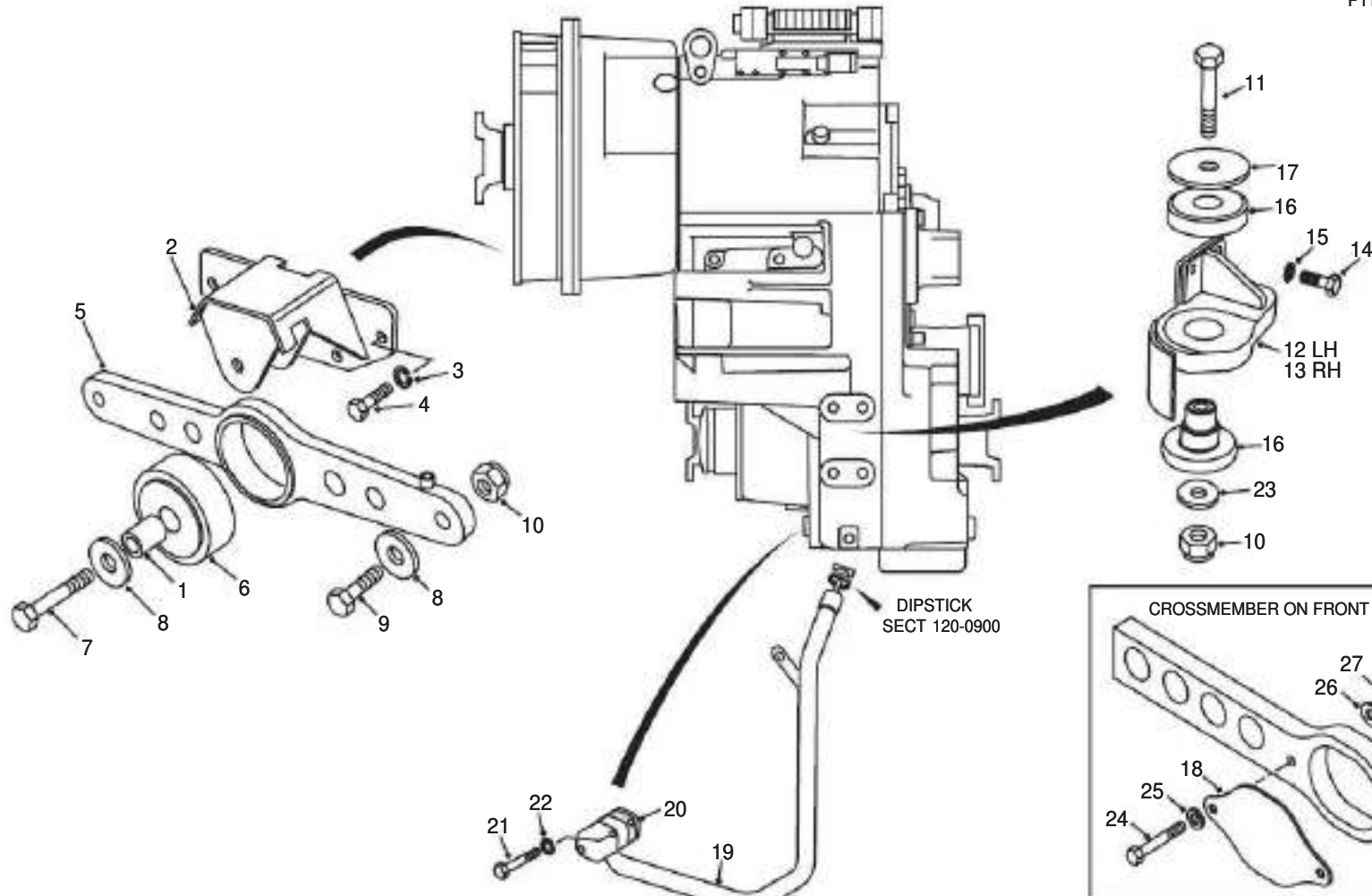
R1 04/03 (ECN 105793)

120-0010-8261 TRANSMISSION MOUNTING

FROM SERIAL NO. A8251011

DRAWING NO. P11009

P11009



DIPSTICK
SECT 120-0900

CROSSMEMBER ON FRONT FRAME

120-0010-8261 TRANSMISSION MOUNTING

FROM SERIAL NO. A8251011

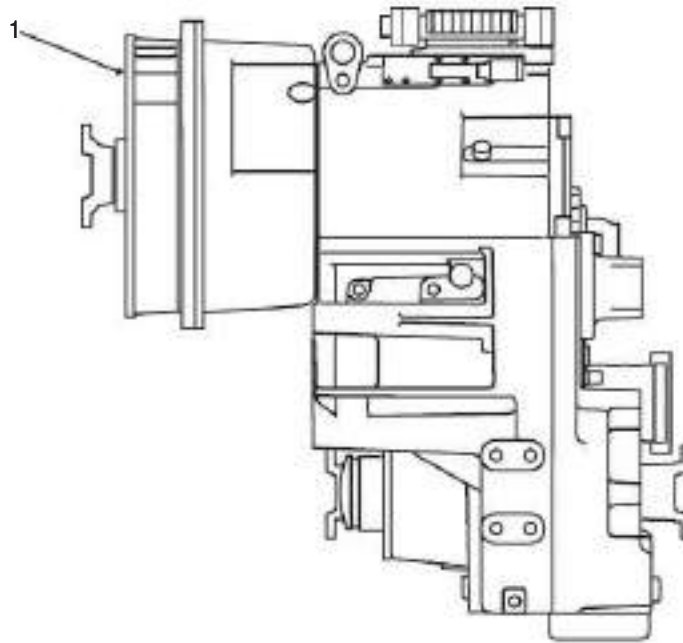
NC	REF	QTY	PART NO.	DESCRIPTION	SER.NO. FROM	SER.NO. TO
001	001		15312330	SLEEVE		
002	001		15311985	BRACKET-TRANS FRONT		
003	004		07161630	LOCKWASHER		
004	004		15251434	BOLT NSS		
005	001		15311988	PLATE-TRANS FRONT		
007	001		00223495	BOLT		
008	003		00106270	WASHER		
009	002		00223491	BOLT		
010	004		09419497	NUT-NYLON INSERT		
011	002		09264851	BOLT		
012	001		15312202	BRACKET-TRANS LH		
013	001		15312203	BRACKET-TRANS RH		
014	008		07712068	BOLT		
016	002		15311299	ISOLATION MOUNT		
017	002		15235606	WASHER-SNUBBING		
018	001		15313506	PLATE-COVER		
019	001		15317264	TUBE ASSY-DIPSTICK		
020	001		15271244	GASKET		
021	002		06350860	BOLT		
022	002		07160830	LOCKWASHER		
023	002		09008198	WASHER NSS		
024	002		00271568	BOLT		
025	002		07151630	WASHER		
026	002		00106267	WASHER		
027	002		07161630	LOCKWASHER		
028	002		00102639	NUT		

120-0020-8261 TRANSMISSION BREAKDOWN

FROM SERIAL NO. A8251011

DRAWING NO. P11010

P11010



120-0020-8261 TRANSMISSION BREAKDOWN

FROM SERIAL NO. A8251011

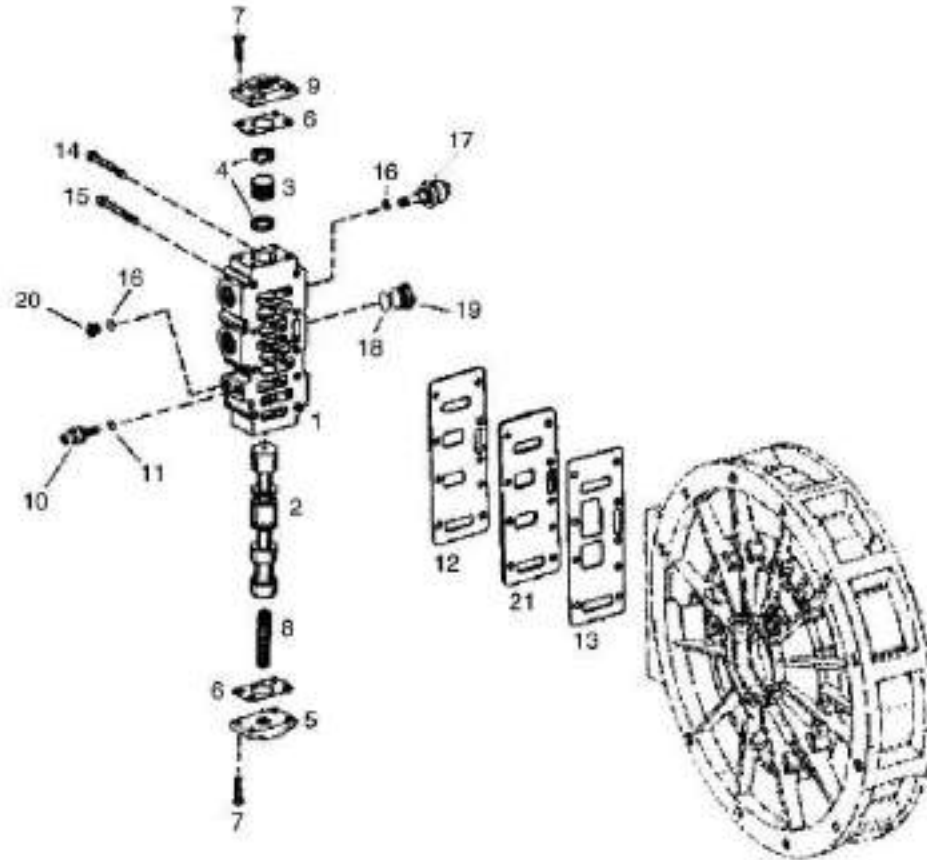
NC	REF	QTY	PART NO.	DESCRIPTION	SER.NO. FROM	SER.NO. TO
----	-----	-----	----------	-------------	-----------------	---------------

001	001		15312139	TRANSMISSION 6WG260		
-----	-----	--	----------	---------------------	--	--

120-0050-8261 CONTROL VALVE

FROM SERIAL NO. A8251011

DRAWING NO. P11101



120-0050-8261 CONTROL VALVE

FROM SERIAL NO. A8251011

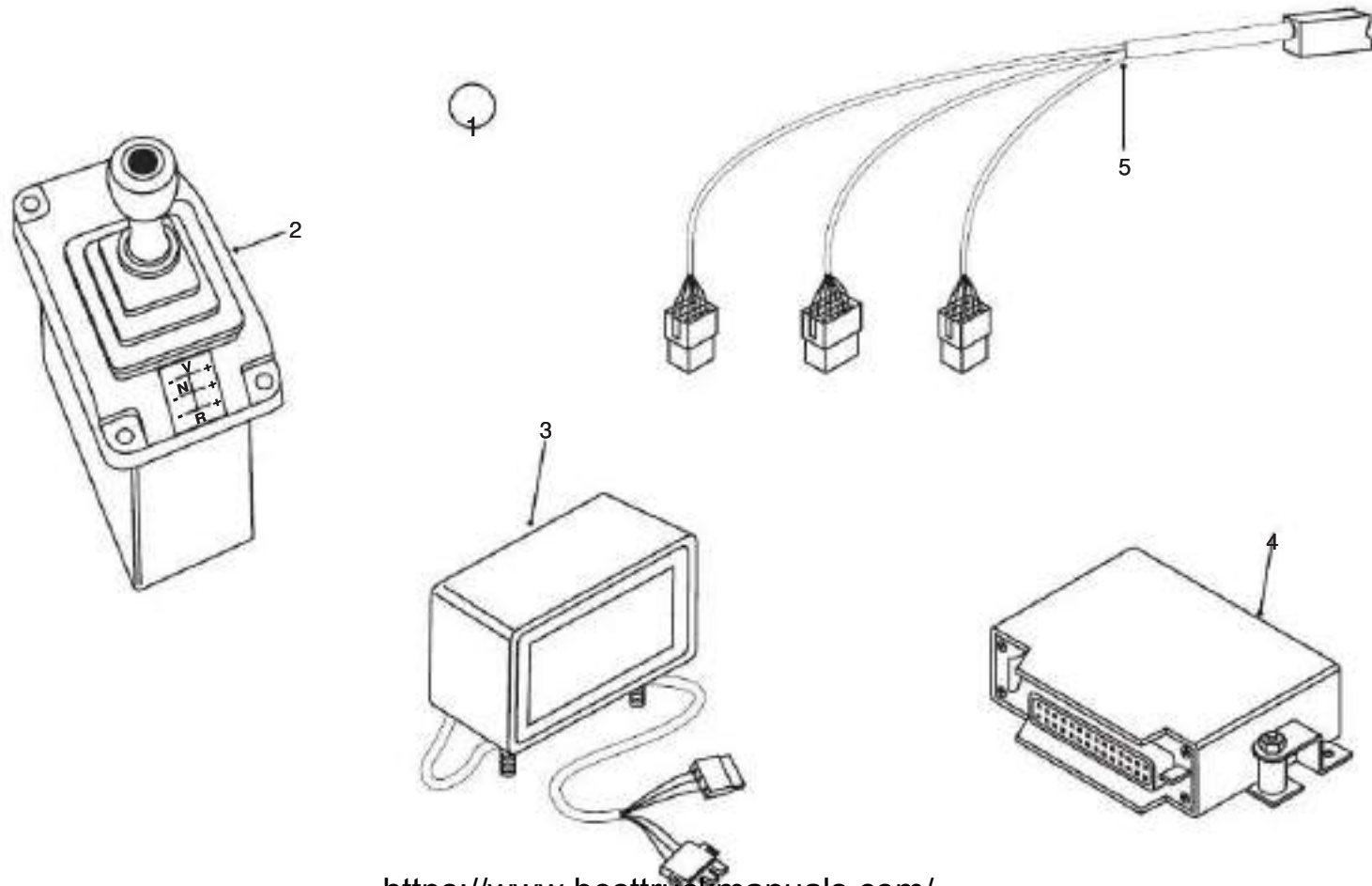
NC	REF	QTY	PART NO.	DESCRIPTION	SER.NO. FROM	SER.NO. TO
001	001		15273838	HOUSING-GEARSHIFT		
002	001		15271242	PISTON		
003	001		15266373	PISTON		
004	002		15266374	RING		
005	001		15271698	COVER		
007	008		15266377	SCREW		
008	001		15266378	SPRING		
009	001		15266379	COVER		
010	001		15271698	SENSOR-TEMPERATURE		
011	001		15269046	O RING		
012	001		15268875	GASKET		
013	001		15271243	GASKET		
015	004		15500178	SCREW		
016	002		15266384	O RING		
017	001		15500141	TEMP SENSOR		
018	001		15269694	O RING		
019	001		15271700	PLUG		
020	001		15271701	PLUG		
021	001		15500137	INTERM PLATE		

120-0070-8261 SHIFT CONTROL

FROM SERIAL NO. A8251011

DRAWING NO. P11045

P11045



120-0070-8261 SHIFT CONTROL

FROM SERIAL NO. A8251011

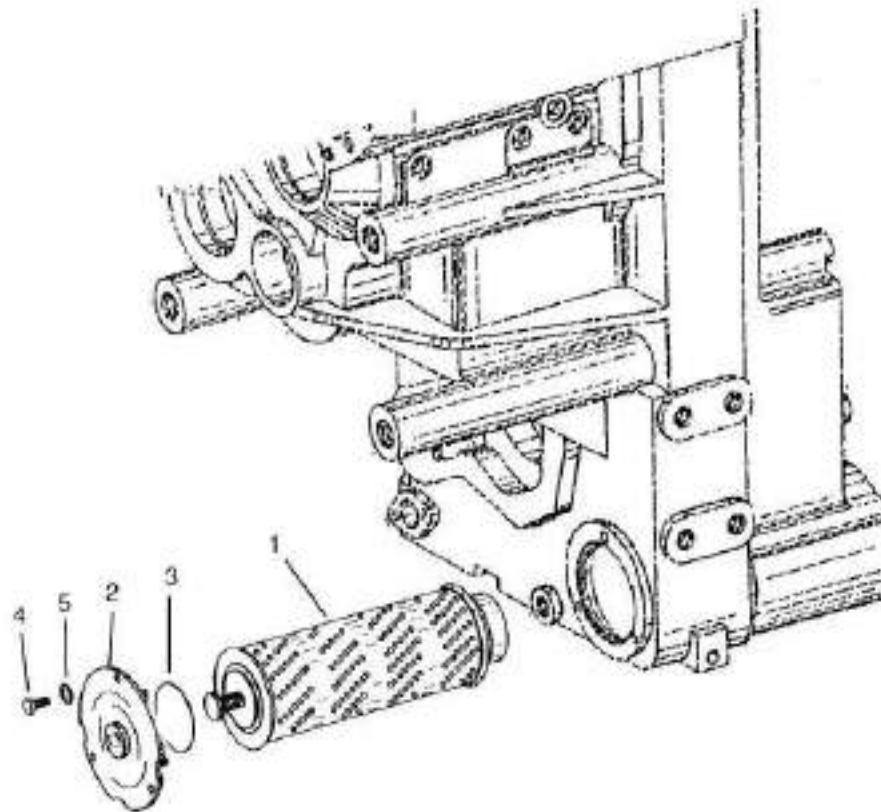
NC	REF	QTY	PART NO.	DESCRIPTION	SER.NO. FROM	SER.NO. TO
----	-----	-----	----------	-------------	-----------------	---------------

001	001		15315889	AUTO KIT EST-37		
002	001		15274262	.SHIFT CONTROLLER		
003	001		15273731	.VDU AND CABLE		
004	001		15500403	.MODULE-AUTO		
005	001		15271329	.HARNES		

120-0100-8261 FILTER

FROM SERIAL NO. A8251011

DRAWING NO. P8072



120-0100-8261 FILTER

FROM SERIAL NO. A8251011

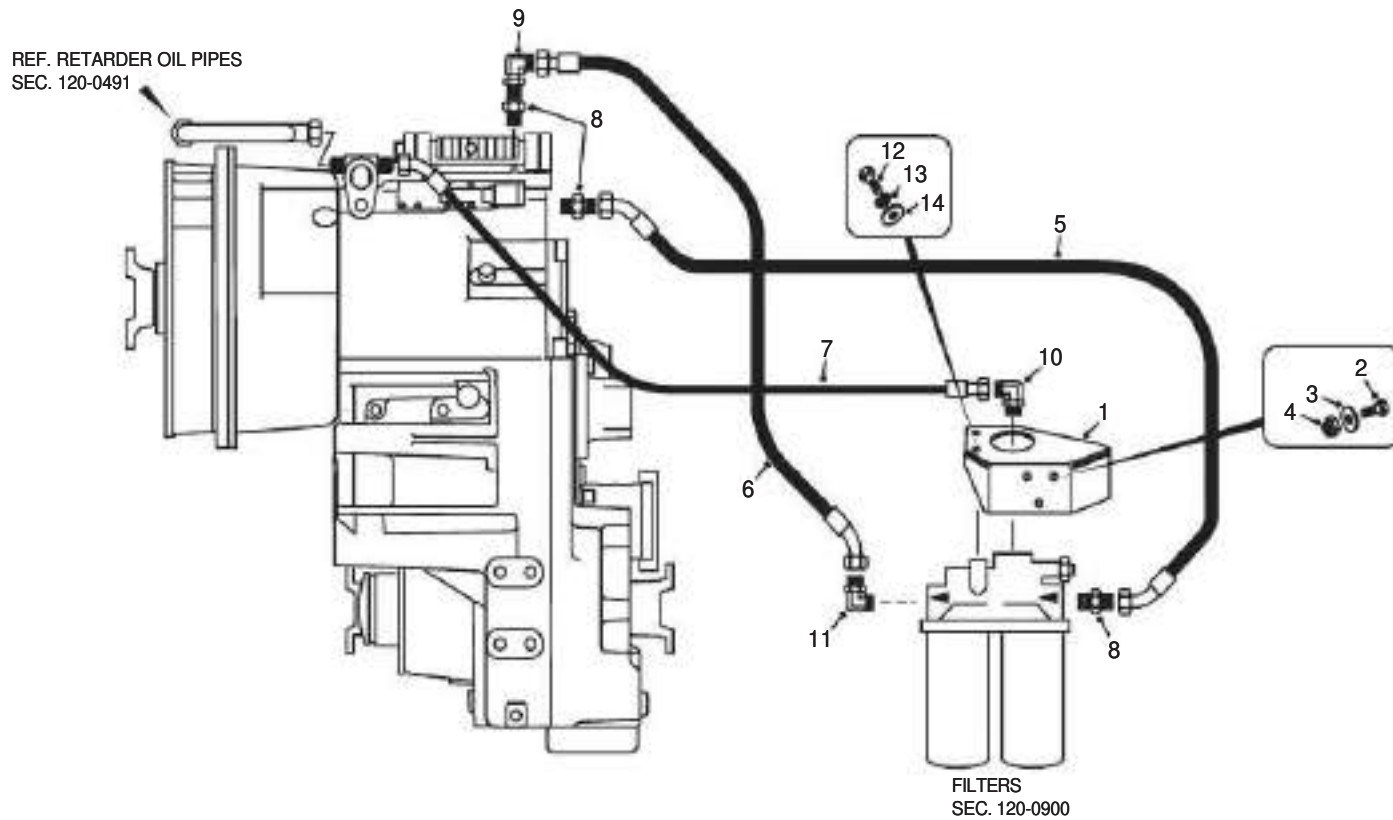
NC	REF	QTY	PART NO.	DESCRIPTION	SER.NO. FROM	SER.NO. TO
001	001		15269573	SCREEN		
002	001		15500142	COVER		
003	001		15271702	.O RING		
004	003		15268865	SCREW		
005	003		09397850	WASHER		

R2 04/03 (ECN 105637, SER CORR)

120-0110-8261 OIL LINES-TRANSMISSION
FROM SERIAL NO. A8251011

DRAWING NO. P11017A

P11017



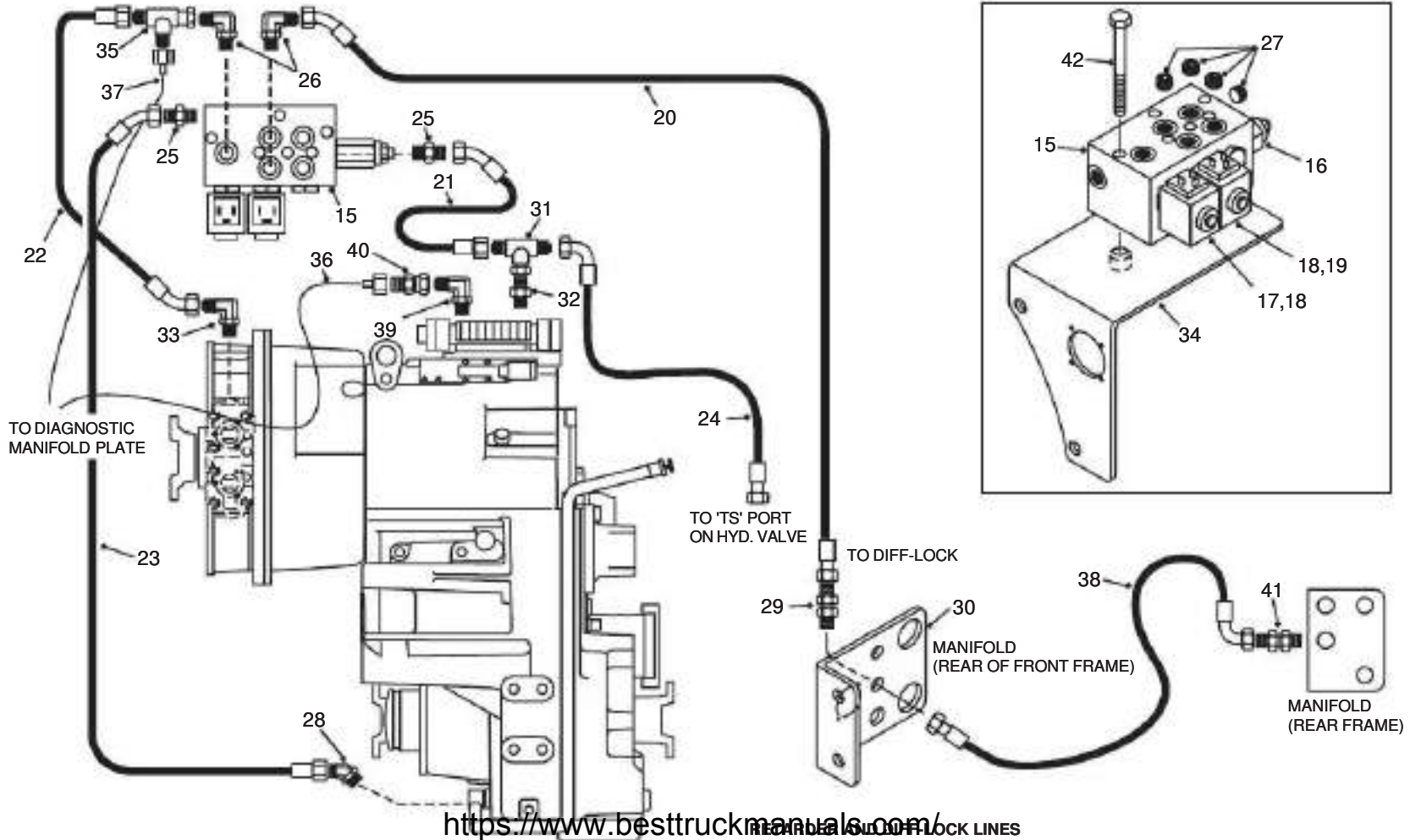
FILTER LINES (WITH RETARDER)

120-0110-8261 OIL LINES-TRANSMISSION

FROM SERIAL NO. A8251011

DRAWING NO. P11017B

P11017



R2 04/03 (ECN 105637, SER CORR)

120-0110-8261 OIL LINES-TRANSMISSION					120-0110-8261 OIL LINES-TRANSMISSION								
FROM SERIAL NO. A8251011					FROM SERIAL NO. A8251011								
NC	REF	QTY	PART NO.	DESCRIPTION	SER.NO. FROM	SER.NO. TO	NC	REF	QTY	PART NO.	DESCRIPTION	SER.NO. FROM	SER.NO. TO
	001	001	15313704	BRACKET-FILTER MTG			041	001	15233865	ADAPTOR-BRK/HEAD			
	002	003	06351035	BOLT			042	002	15314372	SCREW-SOCKET HEAD			
	003	006	09060202	WASHER									
	004	003	06471001	LOCKNUT									
	005	001	15313558	HOSE ASSY									
	007	001	15313561	HOSE ASSY									
	008	003	15252752	ADAPTOR									
	009	001	15252832	ELBOW									
	010	001	15314425	ELBOW									
	011	001	15252698	ELBOW									
	012	002	06351030	BOLT									
	013	002	07161030	LOCKWASHER									
	014	002	07342020	WASHER									
	016	001	15275925	. CARTRIDGE									
A	017	001	15275926	. CARTRIDGE									
	018	002	15275927	. COIL									
A	019	001	15501191	. CARTRIDGE									
	020	001	15314061	HOSE ASSY									
	021	001	15314062	HOSE ASSY									
	022	001	15314063	HOSE ASSY									
	023	001	15314064	HOSE ASSY									
	024	001	15314077	HOSE ASSY									
	025	002	15251982	ADAPTOR									
	026	002	15255442	ELBOW									
	027	004	15257393	PLUG									
	028	001	15253243	ELBOW									
	029	002	15253039	ADAPTOR-BULKHEAD									
	030	001	15313705	PLATE-MANIFOLD									
	031	001	15252977	TEE									
	032	001	15253203	ADAPTOR									
	033	001	15308055	ELBOW									
	034	001	15313965	BRACKET ASSY-DIFFLOCK/									
	035	001	15251951	TEE									
	036	001	15315676	HOSE ASSY-DIAGNOSTIC 1									
	037	001	15315677	HOSE ASSY-DIAGNOSTIC 1									
	038	001	15314361	HOSE ASSY									
	039	001	15252703	ELBOW									
	040	001	15252699	ADAPTOR									

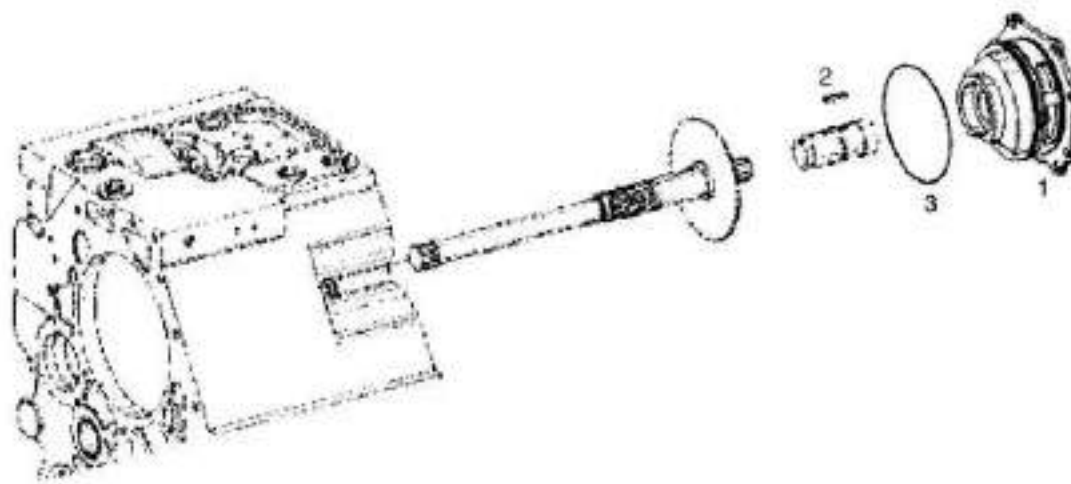
NOTES:

A 15275928 COMPLETE SEAL KIT

THIS PAGE IS INTENTIONALLY LEFT BLANK

120-0220-8261 OIL PUMP
FROM SERIAL NO. A8251011

DRAWING NO. 11102



120-0220-8261 OIL PUMP

FROM SERIAL NO. A8251011

NC	REF	QTY	PART NO.	DESCRIPTION	SER.NO. FROM	SER.NO. TO
----	-----	-----	----------	-------------	-----------------	---------------

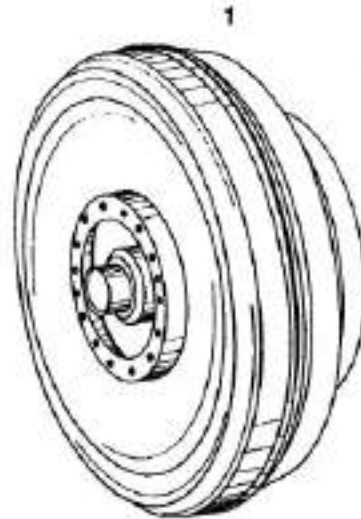
001	001		15500136	GEAR PUMP		
-----	-----	--	----------	-----------	--	--

002	001		15269457	KEY		
-----	-----	--	----------	-----	--	--

003	001		15269353	O RING		
-----	-----	--	----------	--------	--	--

120-0390-8261 TORQUE CONVERTER
FROM SERIAL NO. A8251011

DRAWING NO. P8057



120-0390-8261 TORQUE CONVERTER

FROM SERIAL NO. A8251011

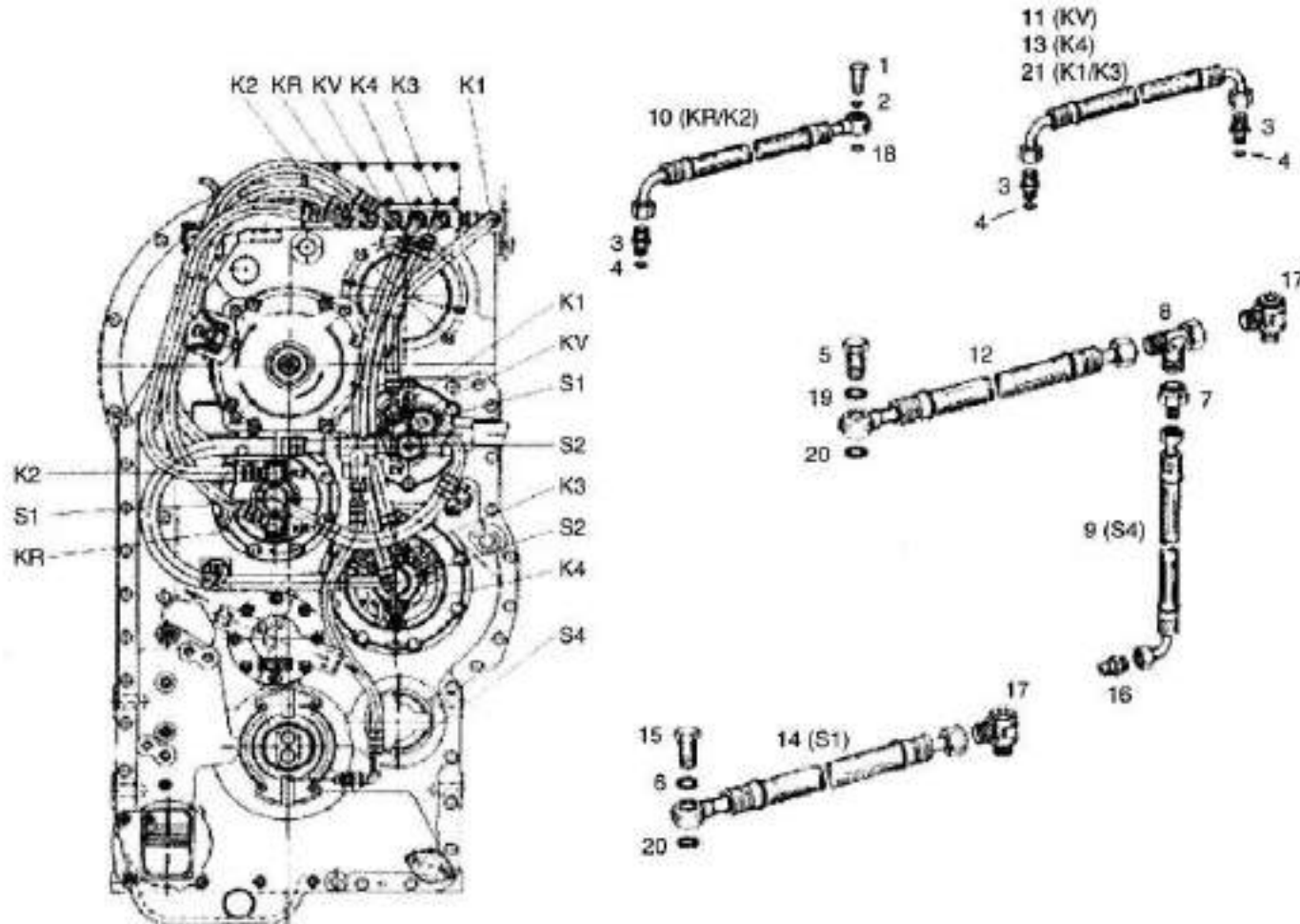
NC	REF	QTY	PART NO.	DESCRIPTION	SER.NO. FROM	SER.NO. TO
----	-----	-----	----------	-------------	-----------------	---------------

001	001		15500033	CONVERTER		
-----	-----	--	----------	-----------	--	--

120-0400-8261 LUBRICATION PIPES

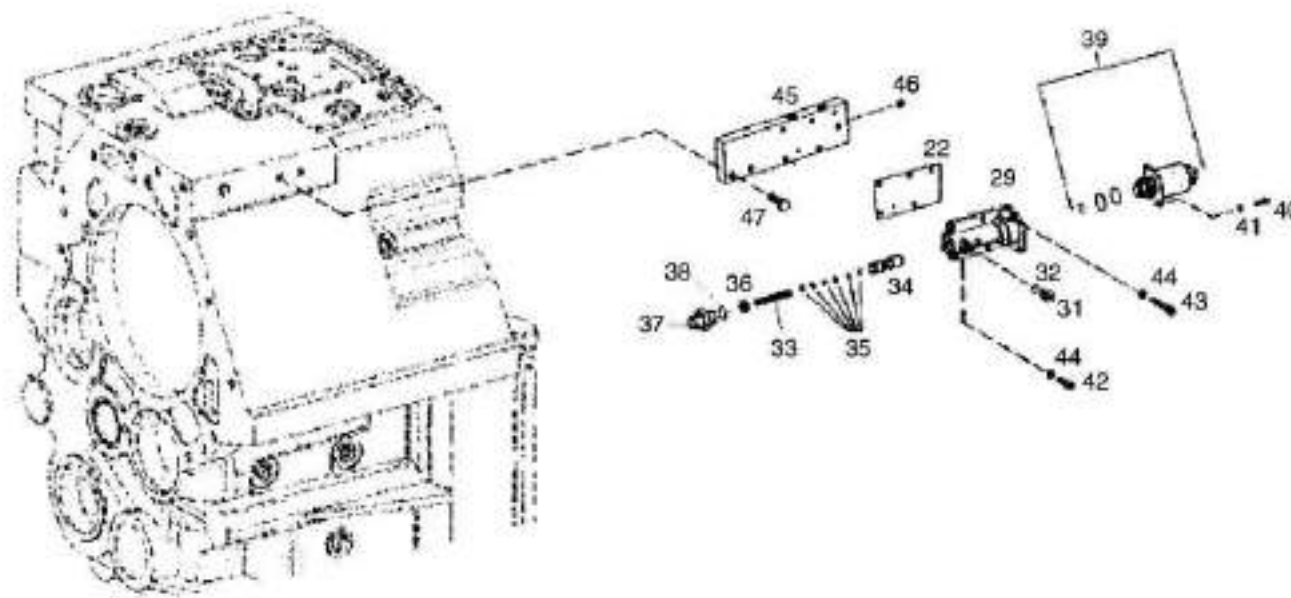
FROM SERIAL NO. A8251011

DRAWING NO. P11103A



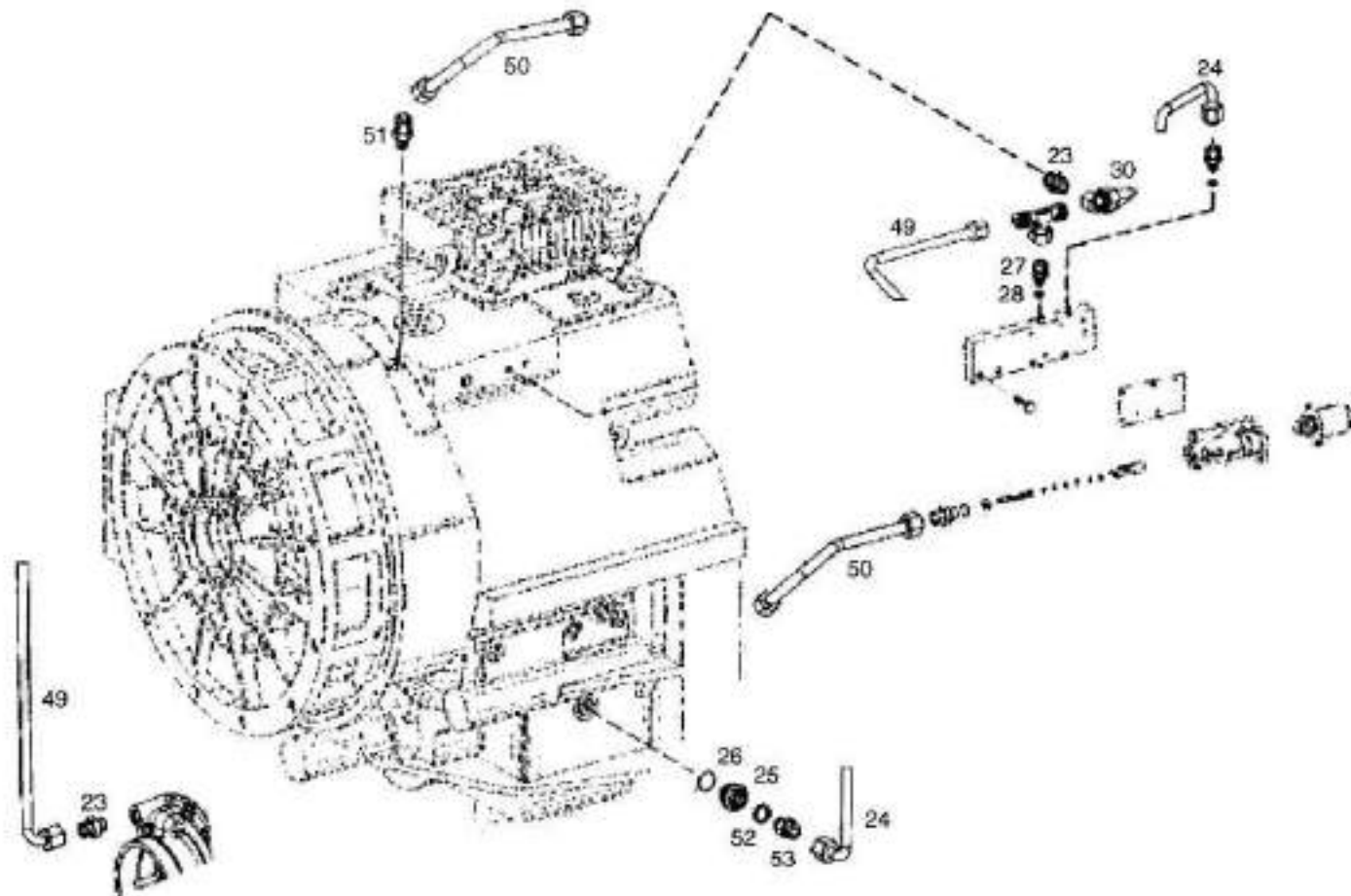
120-0400-8261 LUBRICATION PIPES
FROM SERIAL NO. A8251011

DRAWING NO. P11103B



120-0400-8261 LUBRICATION PIPES
FROM SERIAL NO. A8251011

DRAWING NO. P11103C



120-0400-8261 LUBRICATION PIPES
FROM SERIAL NO. A8251011

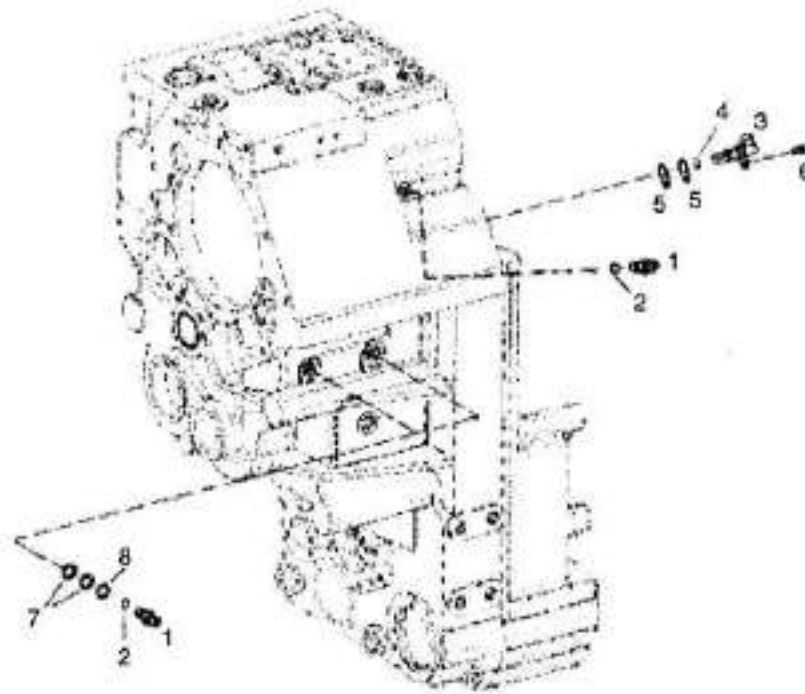
NC	REF	QTY	PART NO.	DESCRIPTION	SER.NO. FROM	SER.NO. TO
001	002		15271711	SCREW		
002	002		15266917	O RING		
003	008		09397895	CONNECTOR		
004	008		15266917	O RING		
005	001		15500150	SCREW-UNION		
006	001		15269320	O RING		
007	001		15269647	REDUCER		
008	001		15269648	SOCKET		
009	001		15272135	HOSE ASSY		
010	002		15500149	HOSE ASSY		
011	001		15500148	HOSE ASSY		
012	001		15500146	HOSE ASSY		
013	001		09399200	HOSE ASSY		
014	001		15500147	HOSE ASSY		
015	001		15500144	SCREW-UNION		
016	001		15269661	SLEEVE-SCREW-IN		
017	002		15271710	UNION		
018	002		15266916	O RING		
019	001		15269320	O RING		
020	002		15500145	O RING		
021	002		15266919	HOSE ASSY		
022	001		15268838	GASKET		
023	003		15500151	SLEEVE SCREW-IN		
024	001		15500152	PIPE		
025	001		15271910	ADAPTOR		
026	001		15269694	O RING		
027	002		15271714	FITTING-DOUBLE		
028	002		15269046	O RING		
029	001		15268837	HOUSING		
030	001		15500153	PIPE		
031	001		15265451	PLUG-SCREW		
033	001		15265453	O RING		
034	001		15268839	PISTON		
035	006		15271715	RING		
036	001		15268867	STOP		
036	001		15268866	STOP		
037	001		09397895	CONNECTOR		
038	001		15266917	O RING		
039	001		15268840	VALVE-SOLENOID		

120-0400-8261 LUBRICATION PIPES
FROM SERIAL NO. A8251011

NC	REF	QTY	PART NO.	DESCRIPTION	SER.NO. FROM	SER.NO. TO
040	002		09398201	SCREW		
041	002		07160530	LOCKWASHER		
042	004		15268825	SCREW		
043	001		15271716	CAPSCREW		
044	005		09397868	WASHER		
045	001		15271717	COVER		
046	001		15271718	SETSCREW		
047	002		15271719	SCREW		
048	001		15269664	SOCKET		
049	001		15500154	PIPE		
050	001		15500155	PIPE		
051	001		15271722	SLEEVE		
052	001		09397891	SEAL		
053	001		09397895	CONNECTOR		

120-0410-8261 INDUCTIVE TRANSMITTER
FROM SERIAL NO. A8251011

DRAWING NO. P11104

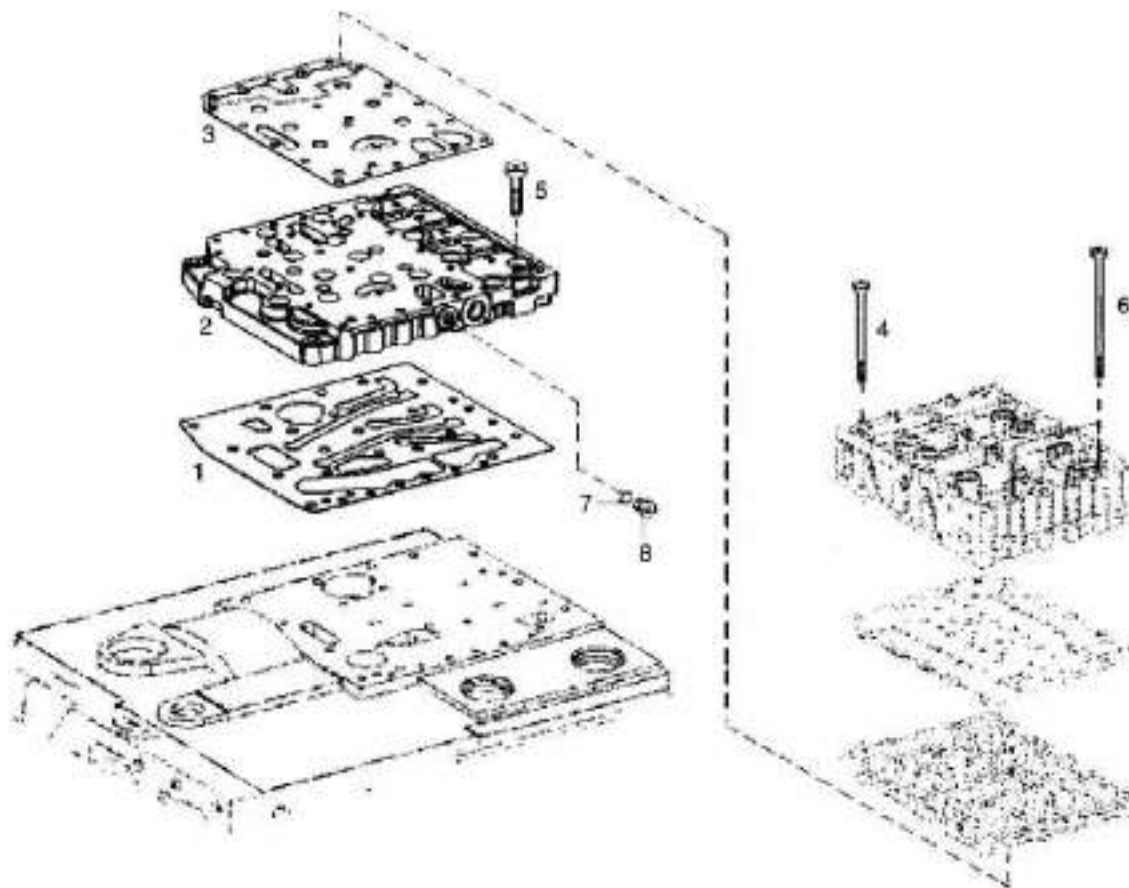


120-0410-8261 INDUCTIVE TRANSMITTER
FROM SERIAL NO. A8251011

NC	REF	QTY	PART NO.	DESCRIPTION	SER.NO. FROM	SER.NO. TO
001	003		15271704	TRANSMITTER		
002	003		15275800	O RING		
003	001		15274205	TRANSMITTER-SPEED		
004	001		15273841	O RING		
005	003		15271706	SHEET		
006	001		15271707	CAPSCREW		
007	004		09397814	SHIM (2.00 MM)		
008	002		15500143	SHIM RING		

120-0430-8261 ELECTRIC SHIFT CONTROL VALVE
FROM SERIAL NO. A8251011

DRAWING NO. P11105

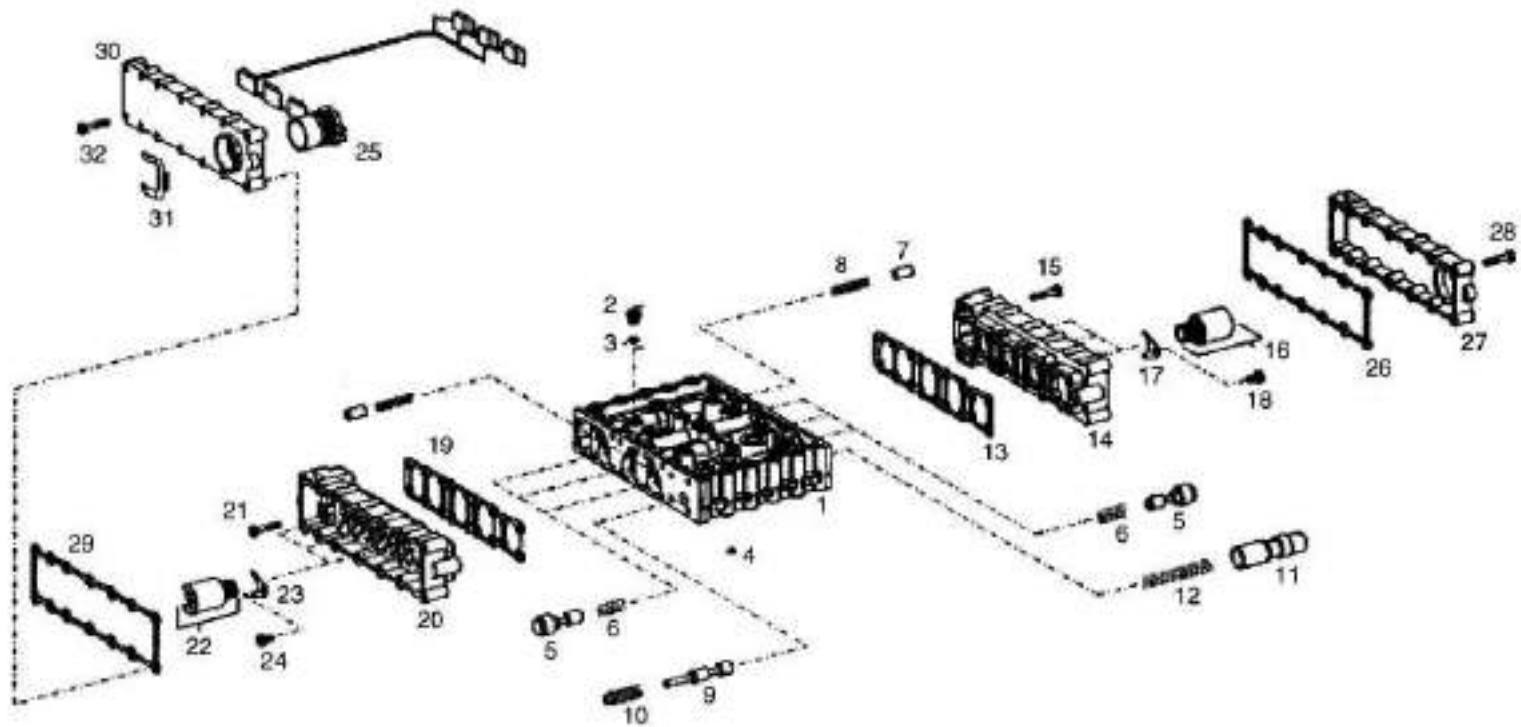


120-0430-8261 ELECTRIC SHIFT CONTROL VALVE
FROM SERIAL NO. A8251011

NC	REF	QTY	PART NO.	DESCRIPTION	SER.NO. FROM	SER.NO. TO
001	001		15500133	GASKET		
002	001		15500134	DUCT PLATE		
003	001		15275385	GASKET		
004	017		15275790	SCREW		
005	020		15271664	CAPSCREW		
006	006		15500135	TORX SCREW		
007	001		15271666	PLUG		
008	001		15265433	O RING		

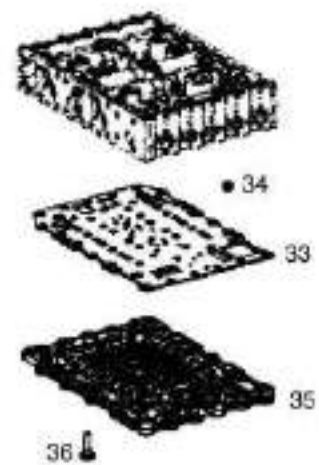
120-0440-8261 GEARSHIFT
FROM SERIAL NO. A8251011

DRAWING NO. P11106A



120-0440-8261 GEARSHIFT
FROM SERIAL NO. A8251011

DRAWING NO. P11106B



120-0440-8261 GEARSHIFT

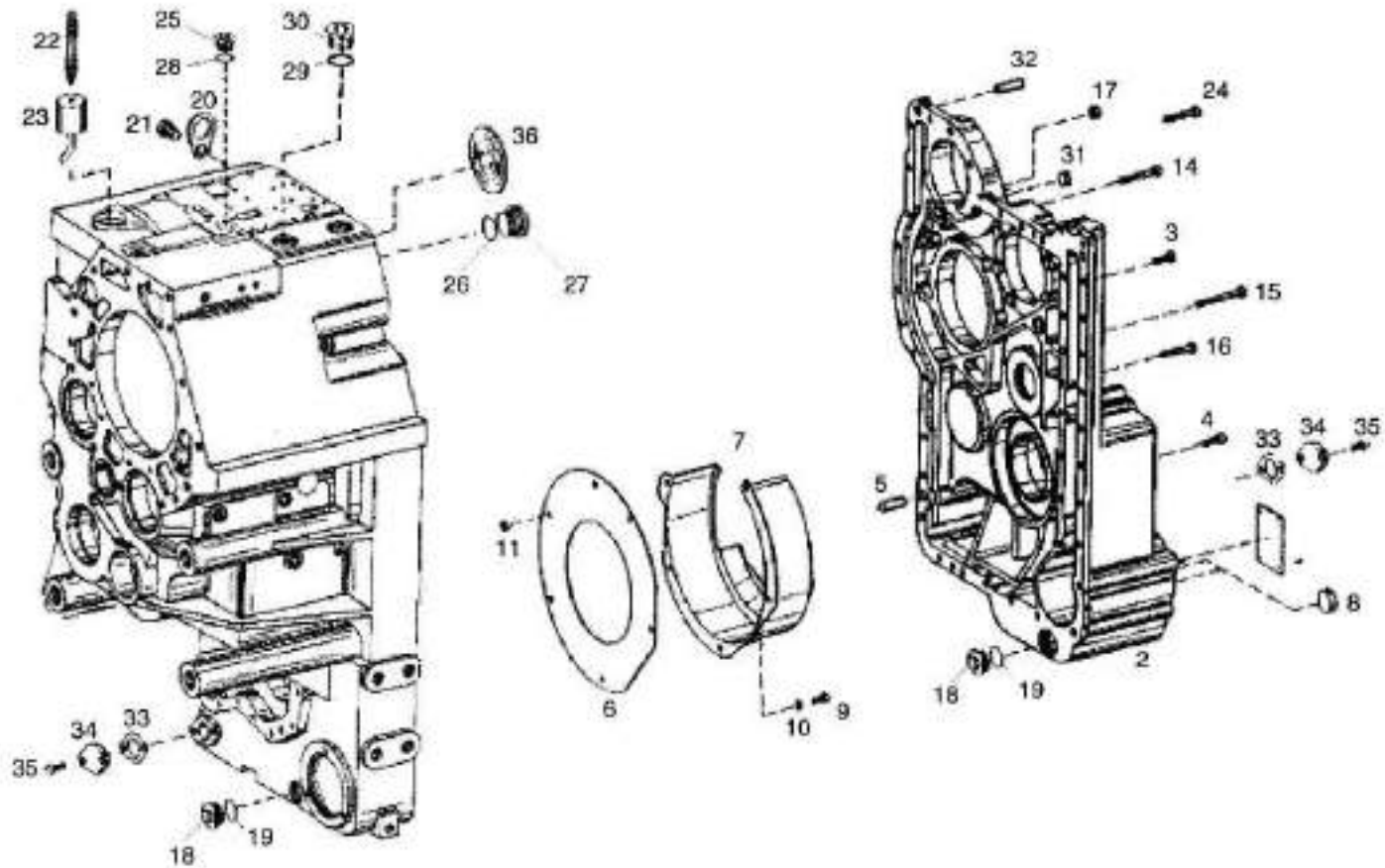
FROM SERIAL NO. A8251011

NC	REF	QTY	PART NO.	DESCRIPTION	SER.NO. FROM	SER.NO. TO
001	001		15271997	VALVE BLOCK		
002	008		15271666	PLUG		
003	008		15265433	O RING		
004	006		15271669	ORIFICE		
005	006		15271670	PISTON		
006	006		15271671	SPRING		
007	006		15271672	PISTON		
008	006		15271673	SPRING		
009	001		15271674	PISTON		
010	001		15272624	COMPR. SPRING		
011	001		15273848	PISTON-CONTROL		
012	001		15271677	SPRING		
013	001		15275791	GASKET		
014	001		15272625	HOUSING		
015	018		15271680	CAPSCREW		
016	003		15271681	REGULATOR-PRESSURE		
017	003		15265475	PLATE		
018	003		15271683	CAPSCREW		
019	001		15275791	GASKET		
020	001		15272625	HOUSING		
021	018		15271680	CAPSCREW		
022	003		15271681	REGULATOR-PRESSURE		
023	003		15265475	PLATE		
024	003		15271683	CAPSCREW		
025	001		15273849	HARNES		
026	001		15275792	GASKET		
027	001		15271688	COVER		
028	014		15271680	CAPSCREW		
029	001		15275792	GASKET		
030	001		15271689	COVER		
031	001		15271690	CLAMP		
032	014		15271680	CAPSCREW		
033	001		15275793	INTERM SHEET		
034	006		15272000	SCREEN		
035	001		15275794	DUCT PLATE		
036	018		15275795	SCREW		

THIS PAGE IS INTENTIONALLY LEFT BLANK

120-0450-8261 GEARBOX HOUSING
FROM SERIAL NO. A8251011

DRAWING NO. P11107

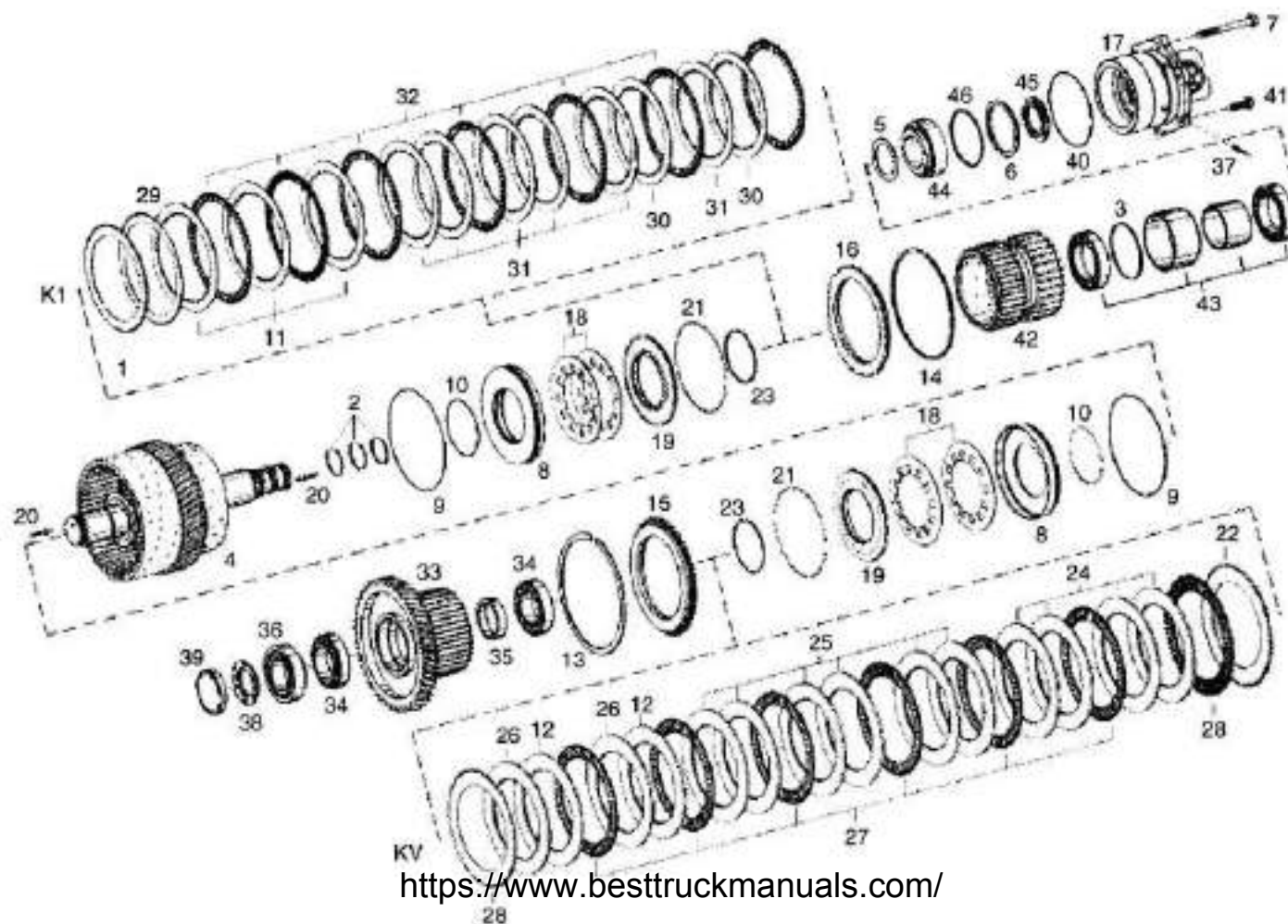


120-0450-8261 GEARBOX HOUSING
 FROM SERIAL NO. A8251011

NC	REF	QTY	PART NO.	DESCRIPTION	SER.NO. FROM	SER.NO. TO
001	001		15500035	HOUSING		
002	001		15273854	COVER		
003	012		15500037	CAPSCREW		
004	002		15500037	CAPSCREW		
005	002		15269311	PIN		
006	001		15269312	COVER		
007	001		15271563	COVER SHEET		
008	002		15273855	SEALING CAP		
009	005		15500038	CAPSCREW		
010	005		09397850	WASHER		
011	002		15268858	NUT		
012	001		15269314	PLATE		
013	004		09397927	PIN-GROOVED		
014	008		15500040	CAPSCREW		
015	008		15500041	SCREW		
016	008		15500042	SCREW		
017	002		06431001	NUT		
018	002		15272009	PLUG		
019	002		15272010	O RING		
020	002		15269321	PLATE		
021	002		15269322	SCREW		
022	001		15272883	BREATHER-HOSE		
023	001		15273958	POT		
024	001		15500039	SCREW		
025	001		15500036	PLUG		
026	004		15271556	O RING		
027	004		15269329	PLUG		
028	001		15269694	O RING		
029	001		15271556	O RING		
030	001		15269329	PLUG		
031	001		15266359	CAP		
033	001		15269321	PIN		
034	002		15272653	COVER PLATE		
035	004		06440816	SCREW		
036	001		15273960	COVER		

120-0460-8261 CLUTCH ASSEMBLY KV+K1
FROM SERIAL NO. A8251011

DRAWING NO. P11108



120-0460-8261 CLUTCH ASSEMBLY KV+K1
FROM SERIAL NO. A8251011

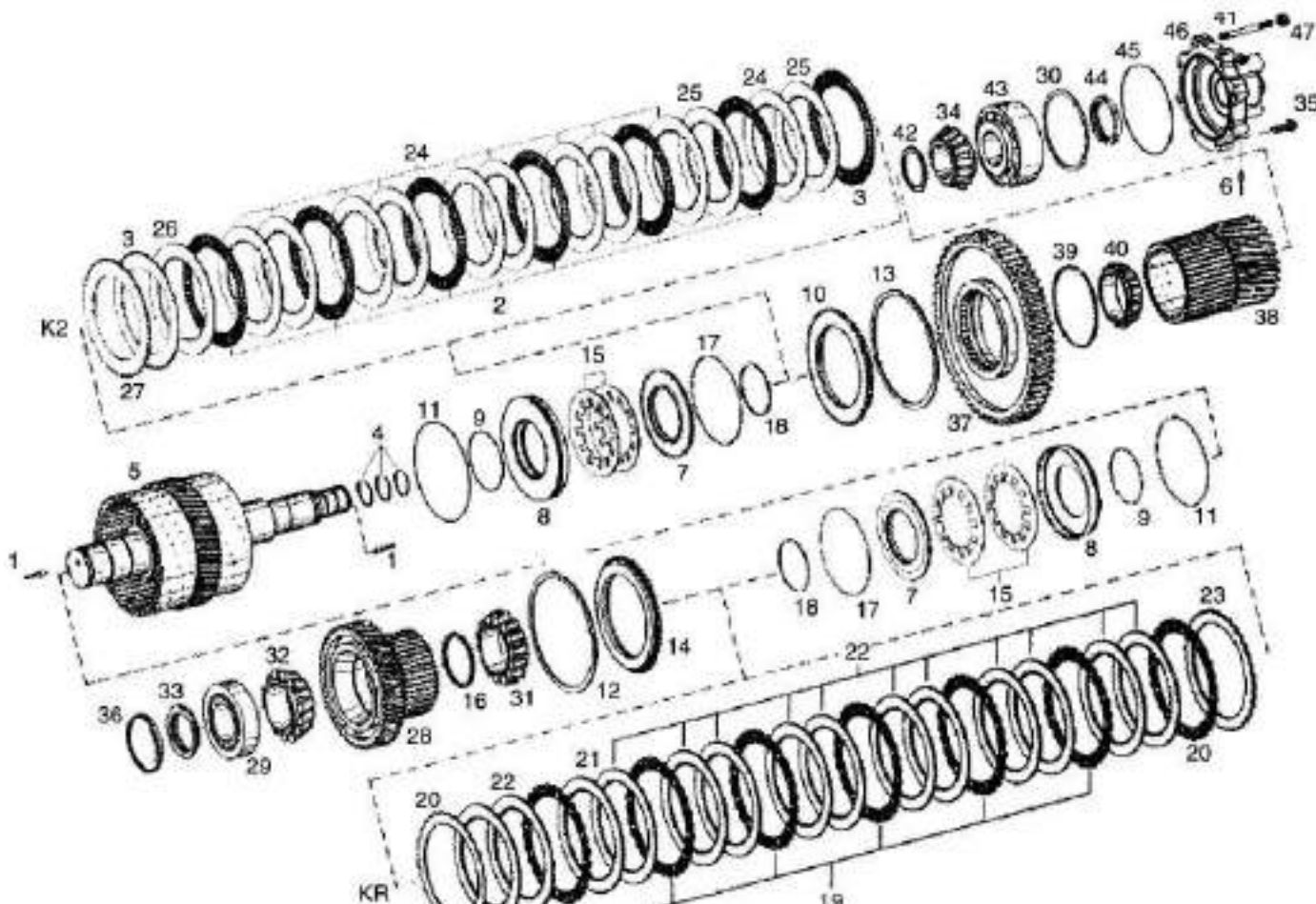
NC	REF	QTY	PART NO.	DESCRIPTION	SER.NO. FROM	SER.NO. TO
001	001	15500050	WASHER			
002	003	15269346	RING			
003	001	15269347	RING-SNAP			
004	001	15500044	DISC CARRIER			
005	001	15269349	WASHER			
006	001	15269401	RING			
007	002	15271934	SCREW			
008	002	15500047	PISTON			
009	002	15269353	O RING			
010	002	15269354	O RING			
011	003	15500052	DISC=4.0			
012	002	15271595	SHIM B=3.5			
013	001	15271582	RING A=2.70			
013	001	15271583	RING A=2.65			
013	001	15271584	RING A=2.60			
013	001	15271585	RING A=2.55			
013	001	15271581	RING A=2.75			
013	001	15271580	RING A=2.80			
013	001	15271579	RING A=2.85			
013	001	15271578	RING A=2.90			
013	001	15271577	RING A=2.95			
013	001	15271615	RING A=3.10			
013	001	15271614	RING A=3.05			
013	001	15273861	RING A=2.35			
013	001	15273860	RING A=2.25			
013	001	15273859	RING A=2.15			
013	001	15273858	RING A=2.1			
013	001	15271586	RING A=2.45			
014	001	15271590	RING A=2.10			
014	001	15271589	RING A=2.20			
014	001	15271588	RING A=2.40			
014	001	15271587	RING A=2.30			
014	001	09398017	RING A=2.50			
015	001	15500048	END SHIM			
016	001	15269359	SHIM-END			
017	001	15500057	COVER-BEARING			
018	004	15500051	CUP SPRING			
019	002	15500046	OIL DAM			
020	003	15500045	PLUG			

120-0460-8261 CLUTCH ASSEMBLY KV+K1
FROM SERIAL NO. A8251011

NC	REF	QTY	PART NO.	DESCRIPTION	SER.NO. FROM	SER.NO. TO
022	001	15500049	WASHER			
023	002	15269364	RING-SNAP			
024	004	15271595	SHIM B=3.5			
025	006	15271592	SHIM B=4.0			
026	002	15271592	SHIM B=4.0			
026	002	15271595	SHIM B=3.5			
026	002	15271594	SHIM B=3.0			
026	002	15271593	SHIM B=2.5			
027	006	15271598	DISC			
028	002	15271599	DISC			
029	002	15271605	DISC			
030	002	15500052	DISC=4.0			
030	002	15271602	SHIM B=2.5			
030	002	15271601	SHIM B=3.0			
030	002	15271600	DISC			
031	006	15271602	SHIM B=2.5			
032	006	15271604	DISC			
033	001	15500053	SPUR GEAR			
034	002	15273923	BEARING			
035	001	15500054	RING			
036	001	15500055	BEARING			
037	002	15500045	PLUG			
038	001	15500056	SLOTTED NUT			
039	001	15271928	COVER			
040	001	15271240	O RING			
041	004	15271933	SCREW			
042	001	15500058	GEAR			
043	001	15271930	BEARING-BALL			
044	001	15269390	BEARING-ROLLER			
045	001	15500056	SLOTTED NUT			
046	001	15269397	SHIM-0.50			
046	001	15269398	SHIM-0.30			
046	001	15269399	SHIM-0.20			
046	001	15273184	SHIM 0.85			
046	001	15273185	SHIM 0.95			
046	001	15269392	SHIM-2.00			
046	001	15269393	SHIM-1.50			
046	001	15269394	SHIM-1.20			
046	001	15269395	SHIM-1.00			

120-0470-8261 CLUTCH ASSEMBLY KR+K2
FROM SERIAL NO. A8251011

DRAWING NO. P11109



120-0470-8261 CLUTCH ASSEMBLY KR+K2
FROM SERIAL NO. A8251011

120-0470-8261 CLUTCH ASSEMBLY KR+K2
FROM SERIAL NO. A8251011

NC	REF	QTY	PART NO.	DESCRIPTION	SER.NO. FROM	SER.NO. TO	NC	REF	QTY	PART NO.	DESCRIPTION	SER.NO. FROM	SER.NO. TO
001	003		15500045	PLUG			022	012		15269376	DISC-3.50		
002	006		15271598	DISC			023	001		15500050	WASHER		
003	002		15271599	DISC			024	010		15271593	SHIM B=2.5		
004	003		15269346	RING			025	002		15271592	SHIM B=4.0		
005	001		15500061	DISC CARRIER			025	002		15271595	SHIM B=3.5		
006	002		15500045	PLUG			025	002		15271594	SHIM B=3.0		
007	002		15500046	OIL DAM			025	002		15271593	SHIM B=2.5		
008	002		15500047	PISTON			026	001		15271592	SHIM B=4.0		
009	002		15269354	O RING			027	001		15500049	WASHER		
010	001		15500048	END SHIM			028	001		15500064	SPUR GEAR		
011	002		15269353	O RING			029	001		15271947	BEARING-ROLLER		
012	001		15500062	SNAP RING			030	001		15269518	SHIM-1.5		
013	001		15271615	RING A=3.10			030	001		15269520	SHIM-1.7		
013	001		15271614	RING A=3.05			030	001		15500072	SHIM A=0.95		
013	001		15271586	RING A=2.45			030	001		15500073	SHIM A=1.05		
013	001		15271585	RING A=2.55			030	001		15500074	SHIM A=1.15		
013	001		15273858	RING A=2.1			030	001		15500075	SHIM A=1.25		
013	001		15273859	RING A=2.15			030	001		15500076	SHIM A=1.35		
013	001		15273860	RING A=2.25			030	001		15500077	SHIM A=1.45		
013	001		15273861	RING A=2.35			030	001		15500078	SHIM A=1.55		
013	001		15271577	RING A=2.95			030	001		15500079	SHIM A=1.65		
013	001		15271578	RING A=2.90			030	001		15500080	SHIM A=1.75		
013	001		15271579	RING A=2.85			030	001		15273867	SHIM-0.9		
013	001		15271580	RING A=2.80			030	002		15269521	SHIM-1.8		
013	001		15271584	RING A=2.60			030	002		15269522	SHIM-1.9		
013	001		15271583	RING A=2.65			030	001		15269513	SHIM-1.0		
013	001		15271582	RING A=2.70			030	001		15269514	SHIM-1.1		
013	001		15271581	RING A=2.75			030	001		15269515	SHIM-1.2		
014	001		15269359	SHIM-END			030	001		15269516	SHIM-1.3		
015	004		15500051	CUP SPRING			030	001		15269517	SHIM-1.4		
016	001		15500066	RING			030	001		15269523	SHIM-2.0		
017	002		15272496	O-RING			030	001		15273866	SHIM-0.8		
018	002		15269364	RING-SNAP			031	001		15500065	BEARING		
019	006		15269377	DISC-CLUTCH-OUTER			032	001		15500067	BEARING		
020	002		15269378	DISC-CLUTCH-OUTER			033	001		15500068	SLOTTED NUT		
021	002		15269376	DISC-3.50			034	001		15500070	BEARING		
021	002		15269375	DISC-3.00			034	001		15500070	BEARING		
021	002		15269372	DISC-CLUTCH-INNER			036	001		15269385	COVER		
							037	001		15500082	GEAR		

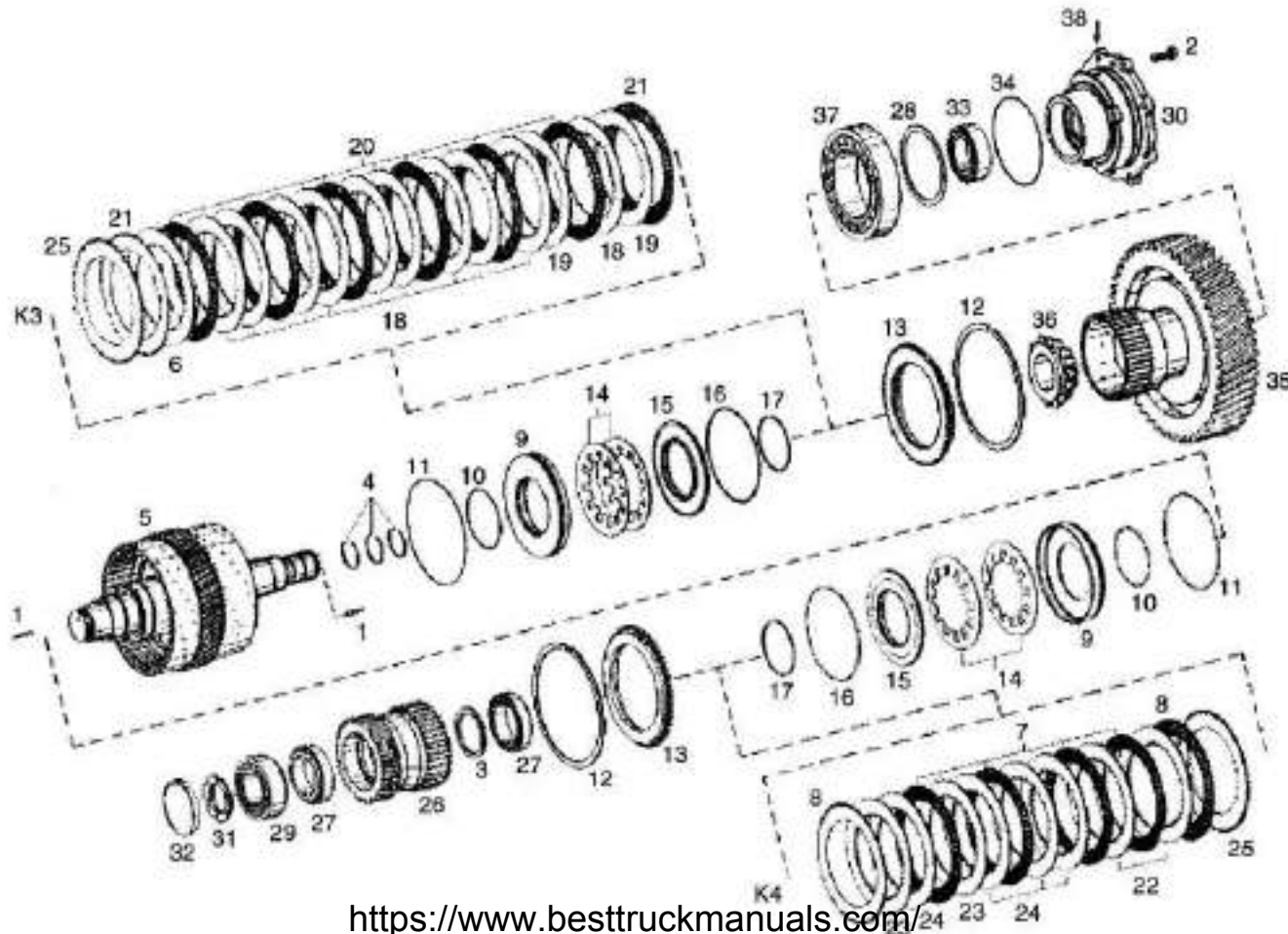
120-0470-8261 CLUTCH ASSEMBLY KR+K2
FROM SERIAL NO. A8251011

NC	REF	QTY	PART NO.	DESCRIPTION	SER.NO. FROM	SER.NO. TO
039	001		15271617	SNAP RING		
040	001		15500069	BEARING		
041	002		15266176	STUD		
042	001		15271956	SHIM-2.20		
042	001		15271957	SHIM-2.30		
042	001		15271958	SHIM-2.40		
042	001		15271959	SHIM-2.50		
042	001		15271952	SHIM-1.80		
042	001		15271953	SHIM-1.90		
042	001		15271954	SHIM-2.00		
042	001		15271955	SHIM-2.10		
043	001		15271961	BEARING-ROLLER		
044	001		15500071	SLOTTED NUT		
045	001		15269525	O RING		
046	001		15500081	COVER		
047	002		06431001	NUT		

THIS PAGE IS INTENTIONALLY LEFT BLANK

120-0480-8261 CLUTCH ASSEMBLY K3+K4
FROM SERIAL NO. A8251011

DRAWING NO. P11110



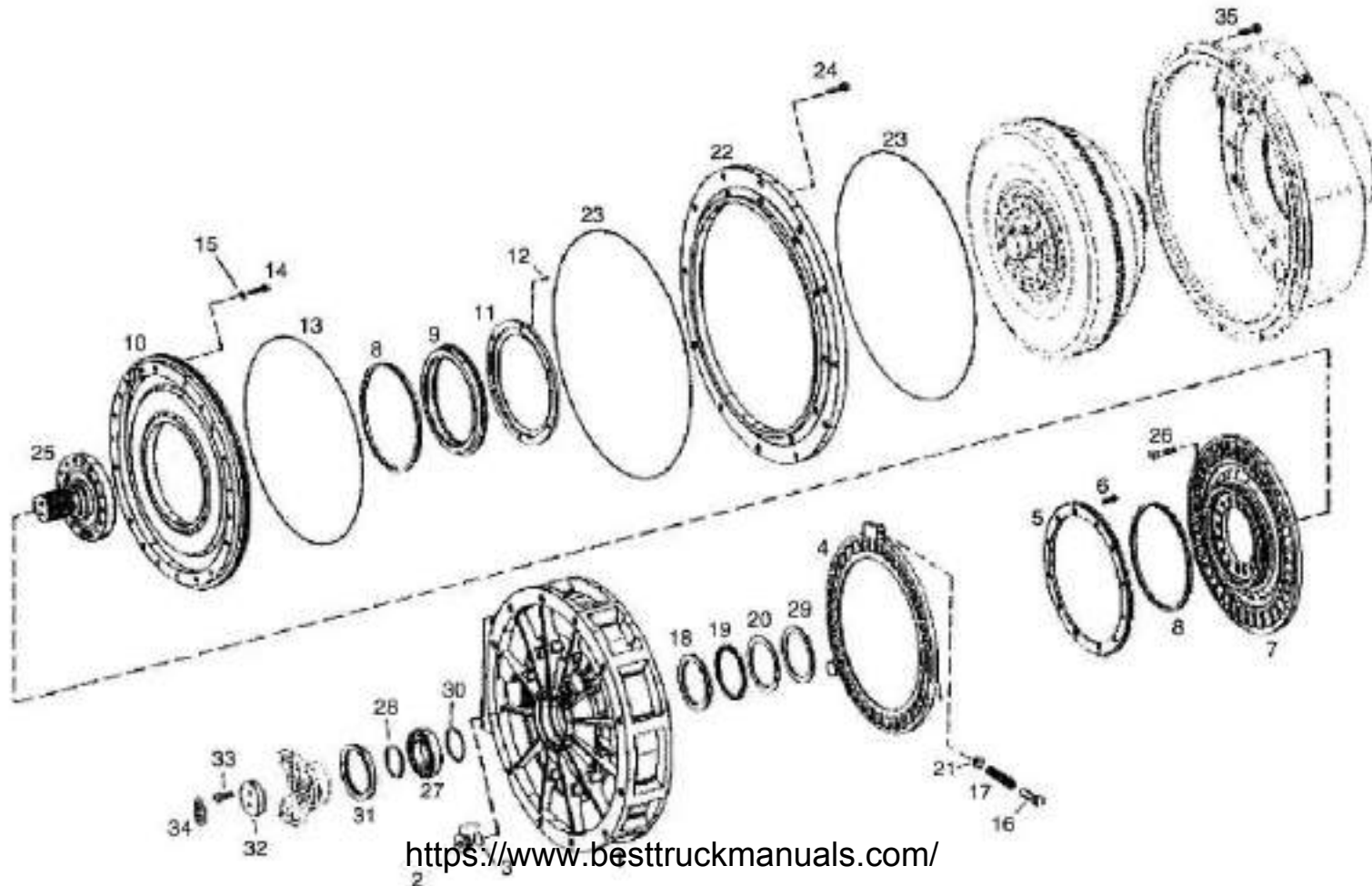
120-0480-8261 CLUTCH ASSEMBLY K3+K4
FROM SERIAL NO. A8251011

120-0480-8261 CLUTCH ASSEMBLY K3+K4
FROM SERIAL NO. A8251011

NC	REF	QTY	PART NO.	DESCRIPTION	SER.NO. FROM	SER.NO. TO	NC	REF	QTY	PART NO.	DESCRIPTION	SER.NO. FROM	SER.NO. TO
001	003		15500045	PLUG			022	002		15271592	SHIM B=4.0		
002	008		15271619	SCREW			023	002		15271597	SHIM B=2.0		
003	001		15500086	RING			023	002		15271592	SHIM B=4.0		
004	003		15269346	RING			023	002		15271595	SHIM B=3.5		
005	001		15500084	DISC CARRIER			023	002		15271594	SHIM B=3.0		
006	001		15271592	SHIM B=4.0			023	002		15271593	SHIM B=2.5		
007	004		15271598	DISC			024	004		15271593	SHIM B=2.5		
008	002		15271599	DISC			025	002		15500049	WASHER		
009	002		15500047	PISTON			026	001		15500088	GEAR		
010	002		15269354	O RING			027	002		15500085	BEARING		
011	002		15269353	O RING			028	001		09399365	WASHER (0.20 MM)		
012	002		15273859	RING A=2.15			028	001		15273889	WASHER 1.50		
012	002		15273858	RING A=2.1			028	001		15273890	WASHER 1.55		
012	002		15271586	RING A=2.45			028	001		15273891	WASHER 1.60		
012	002		15271585	RING A=2.55			028	001		15273892	WASHER 1.65		
012	002		15273860	RING A=2.25			028	001		15273893	WASHER 1.70		
012	002		15273861	RING A=2.35			028	001		15273894	WASHER 1.75		
012	002		15271614	RING A=3.05			028	001		15273895	WASHER 1.80		
012	002		15271615	RING A=3.10			028	001		09399367	WASHER (0.50 MM)		
012	002		15271577	RING A=2.95			028	001		09399366	WASHER (0.10 MM)		
012	002		15271578	RING A=2.90			029	001		15269382	BEARING-ROLLER		
012	002		15271579	RING A=2.85			030	001		15500087	COVER		
012	002		15271580	RING A=2.80			031	001		15500056	SLOTTED NUT		
012	002		15271584	RING A=2.60			032	001		15271928	COVER		
012	002		15271583	RING A=2.65			033	001		15271970	BEARING-ROLLER		
012	002		15271582	RING A=2.70			034	001		15271972	O RING		
012	002		15271581	RING A=2.75			035	001		15500089	SPUR GEAR		
013	002		15500048	END SHIM			036	001		15271967	BEARING-ROLLER		
014	004		15500051	CUP SPRING			037	001		15271968	BEARING-ROLLER		
015	002		15500046	OIL DAM			038	002		15500045	PLUG		
016	002		15272496	O-RING									
017	002		15269364	RING-SNAP									
018	010		15271593	SHIM B=2.5									
019	002		15271594	SHIM B=3.0									
019	002		15271597	SHIM B=2.0									
019	002		15271592	SHIM B=4.0									
019	002		15271595	SHIM B=3.5									
019	002		15271593	SHIM B=2.5									
020	004		15271598	DISC									

120-0490-8261 RETARDER
FROM SERIAL NO. A8251011

DRAWING NO. P11111



120-0490-8261 RETARDER
FROM SERIAL NO. A8251011

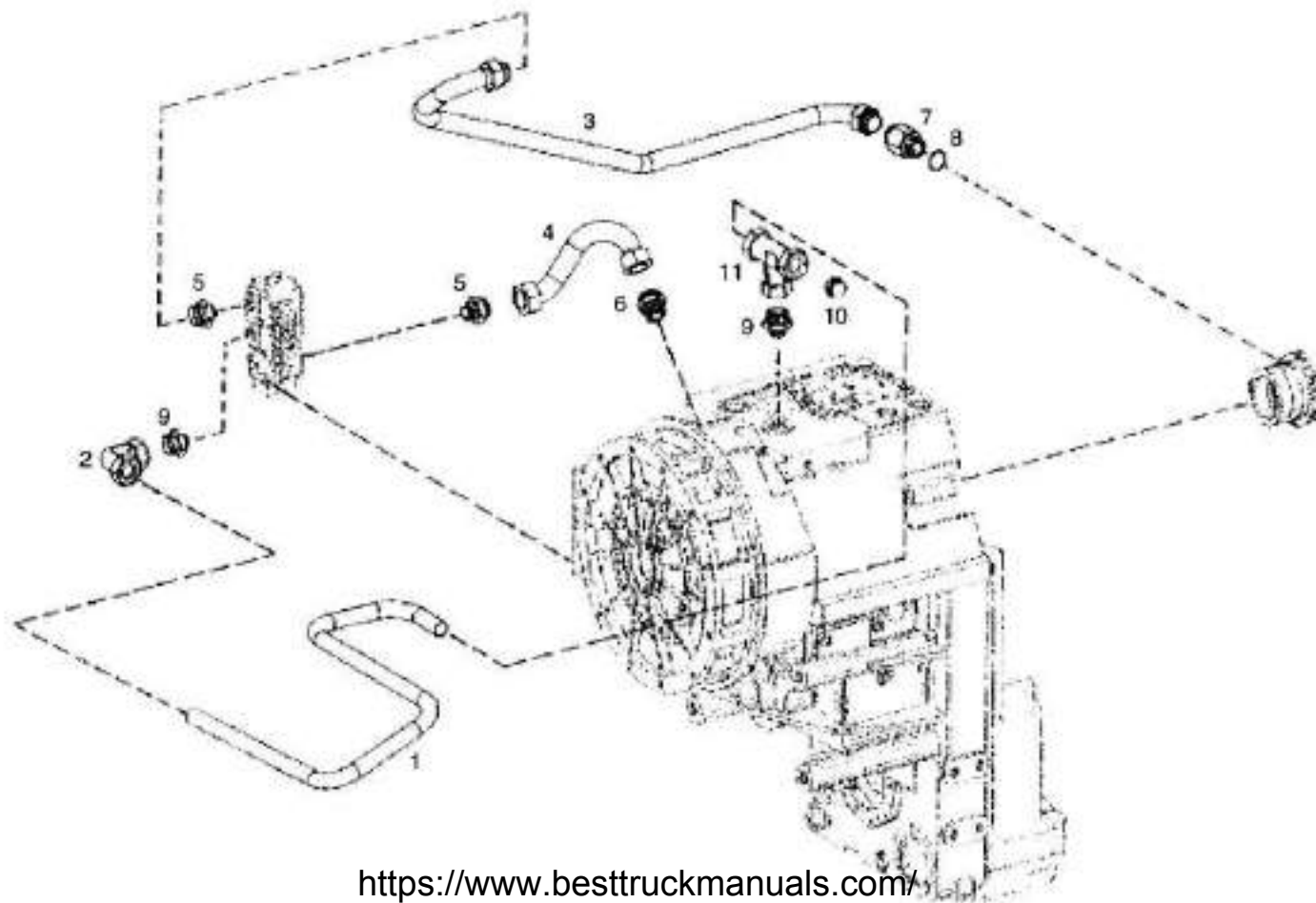
NC	REF	QTY	PART NO.	DESCRIPTION	SER.NO. FROM	SER.NO. TO
001	001		15500026	STATOR		
002	001		15265450	PLUG		
003	001		15269247	O RING		
004	001		15268871	RING-STATOR		
005	001		15266221	RING		
006	012		06350820	SCREW		
007	001		15271265	ROTOR		
008	002		15266224	RING-PISTON		
009	001		15271266	RING		
010	001		15267735	COVER		
011	001		15271541	RING		
012	006		15500027	SCREW		
013	001		15266227	O RING		
014	020		15271543	CAPSCREW		
015	020		09397850	WASHER		
016	003		15500028	ABSORBER		
017	003		15266229	SPRING		
018	001		15271271	DISC-HOUSING		
019	001		15271272	CAGE-ROLLER		
020	001		15267781	WASHER-AXIAL		
021	003		15266232	GUIDE-SPRING		
022	001		15500029	RING-INTERM		
023	002		15269250	O RING		
024	012		09399327	SCREW		
025	001		15271269	FLANGE-SHAFT		
026	016		09398212	SCREW		
027	001		15265470	BEARING		
028	001		15271237	SHIM		
029	001		15273900	SHIM 2.20		
029	001		15273899	SHIM 2.30		
029	001		15273898	SHIM 2.40		
029	001		15273897	SHIM 2.50		
029	001		15273901	SHIM 2.15		
029	001		15273902	SHIM 2.05		
030	001		15271975	WASHER-0.80		
030	001		15271976	WASHER-0.90		
030	001		15271239	SHIM 1.50MM		
030	001		15271977	WASHER-1.00		
030	001		15271271	WASHER-0.70		

120-0490-8261 RETARDER
FROM SERIAL NO. A8251011

NC	REF	QTY	PART NO.	DESCRIPTION	SER.NO. FROM	SER.NO. TO
030	001		15266207	SHIM (0.20 MM)		
030	001		15271238	SHIM 2.00MM		
030	001		15266205	SHIM (0.50 MM)		
031	001		15271784	SEAL		
032	001		09398066	DISC		
033	002		09399327	SCREW		
034	001		15271545	WASHER-TAB		
035	012		15271546	SCREW		

120-0491-8261 RETARDER OIL PIPES
FROM SERIAL NO. A8251011

DRAWING NO. P11112

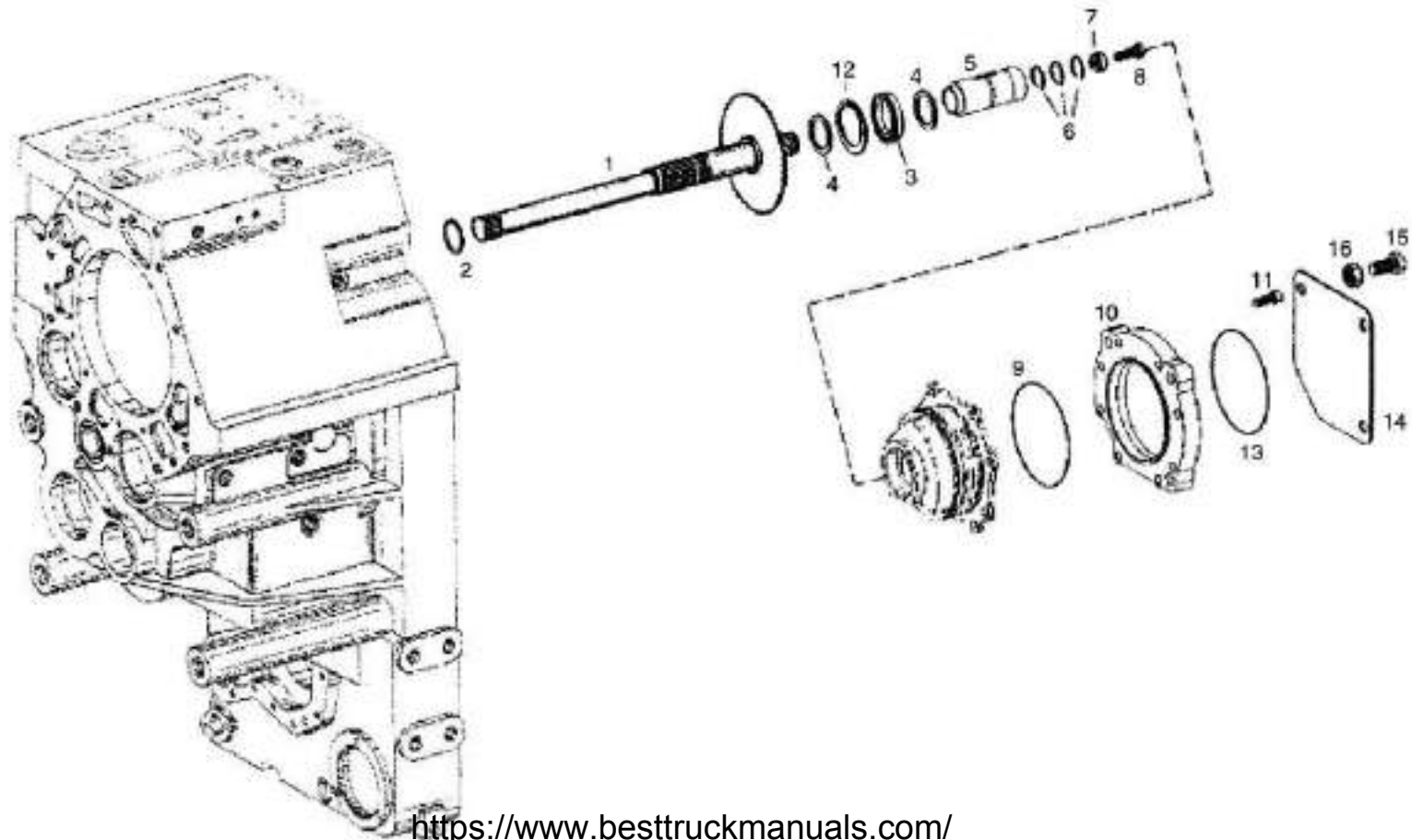


120-0491-8261 RETARDER OIL PIPES
FROM SERIAL NO. A8251011

NC	REF	QTY	PART NO.	DESCRIPTION	SER.NO. FROM	SER.NO. TO
001	001		15500030	PIPE		
002	001		15273904	ELBOW		
003	001		15500031	PIPE		
004	001		15500032	PIPE		
005	002		15271553	SLEEVE		
006	001		15271554	SLEEVE		
007	001		15271555	ADAPTOR		
008	001		15271556	O RING		
009	002		15269066	SLEEVE		
010	001		15273907	PLUG		
011	001		15273908	TEE		

120-0500-8261 PTO MAIN HYDRAULIC PUMP
FROM SERIAL NO. A8251011

DRAWING NO. P11113

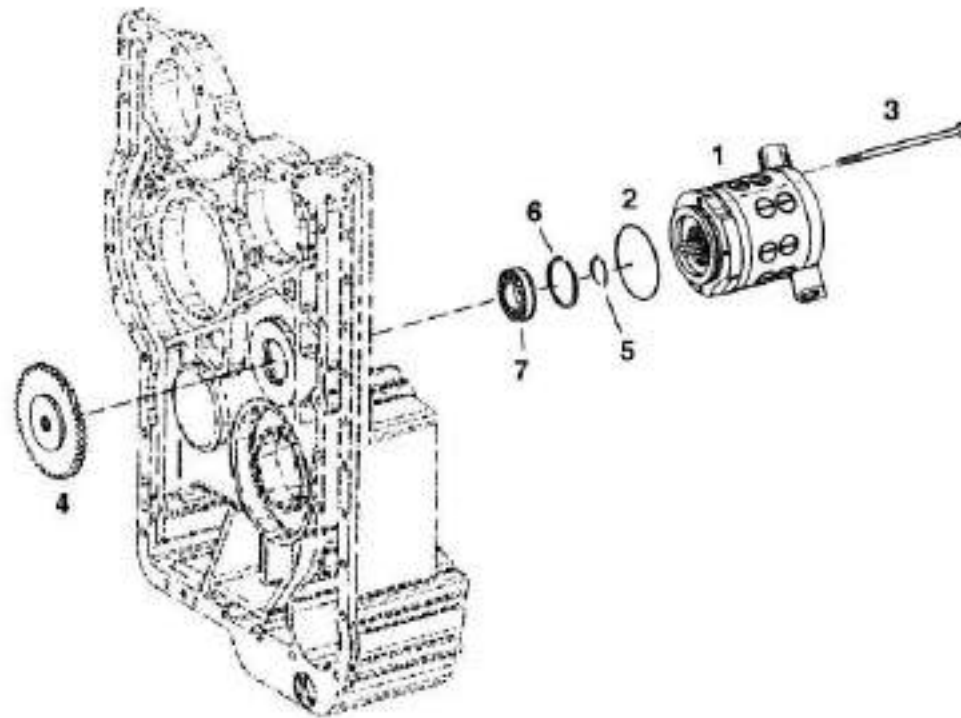


120-0500-8261 PTO MAIN HYDRAULIC PUMP
 FROM SERIAL NO. A8251011

NC	REF	QTY	PART NO.	DESCRIPTION	SER.NO. FROM	SER.NO. TO
001	001		15271973	SHAFT		
002	001		15269406	RING-PISTON		
003	001		15273909	BALL BEARING		
004	002		15500127	WASHER		
005	001		15269448	DRIVER		
006	003		15269449	V-RING		
007	001		15269450	PLATE		
008	001		09398207	CAPSCREW		
009	001		15271652	O RING		
010	001		15500128	FLANGE		
011	008		15500129	CAPSCREW		
012	001		15273911	RING-RETAINING		
013	001		15275626	O RING		
014	001		15500130	PLATE		
015	003		15500131	SCREW		
016	003		15500132	NUT		

120-0515-8261 EMERGENCY STEERING PUMP
FROM SERIAL NO. A8251011

DRAWING NO. P10380

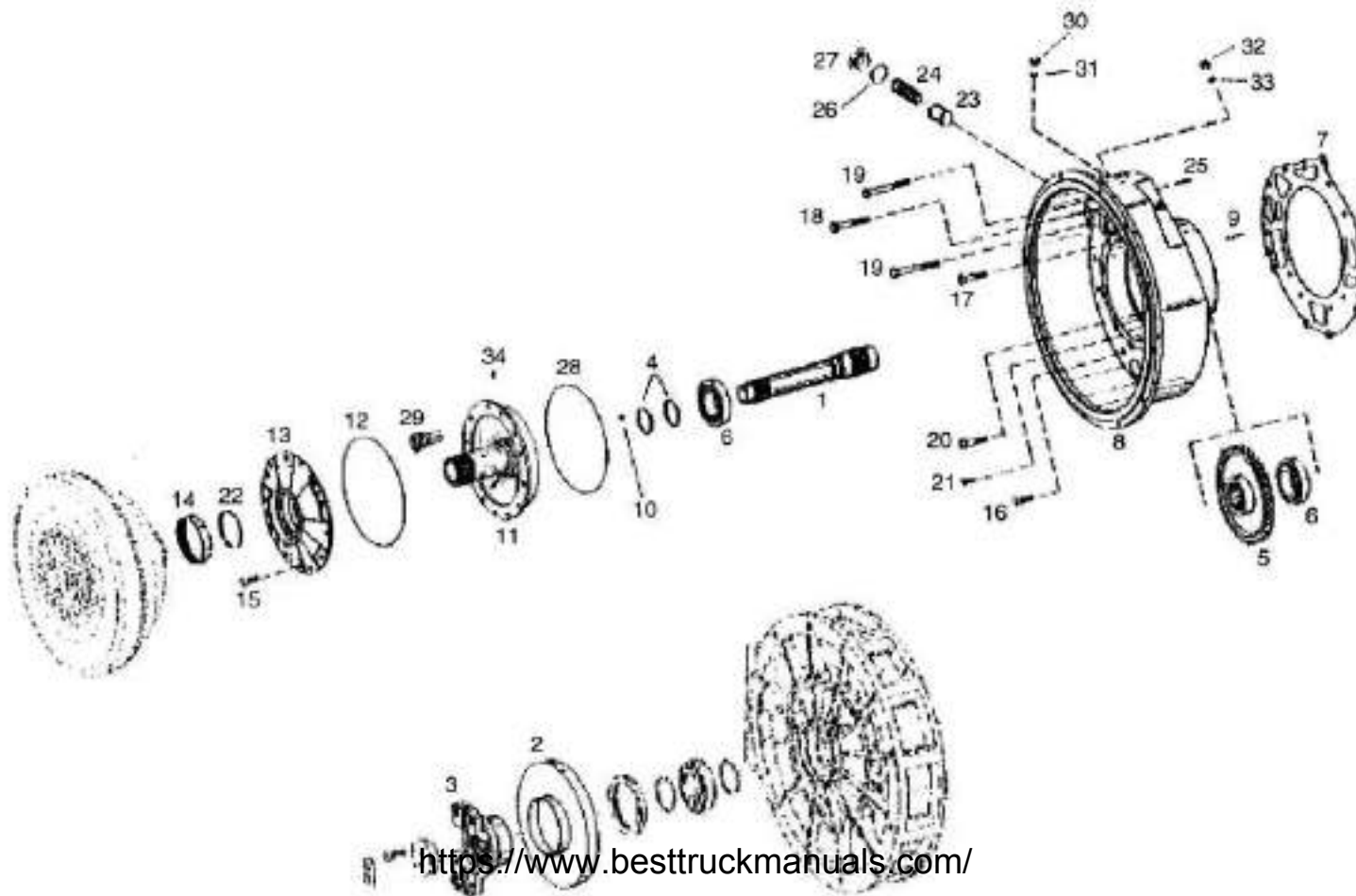


120-0515-8261 EMERGENCY STEERING PUMP
FROM SERIAL NO. A8251011

NC	REF	QTY	PART NO.	DESCRIPTION	SER.NO. FROM	SER.NO. TO
001	001		15271858	PUMP		
002	001		15273962	.O RING		
003	004		15273963	SCREW		
004	001		15271860	GEAR		
005	001		15271861	RING-RETAINING		
006	002		15271862	SNAP RING		
007	001		15271863	BEARING-BALL		

120-0520-8261 INPUT-DRIVE ASSEMBLY
FROM SERIAL NO. A8251011

DRAWING NO. P11114



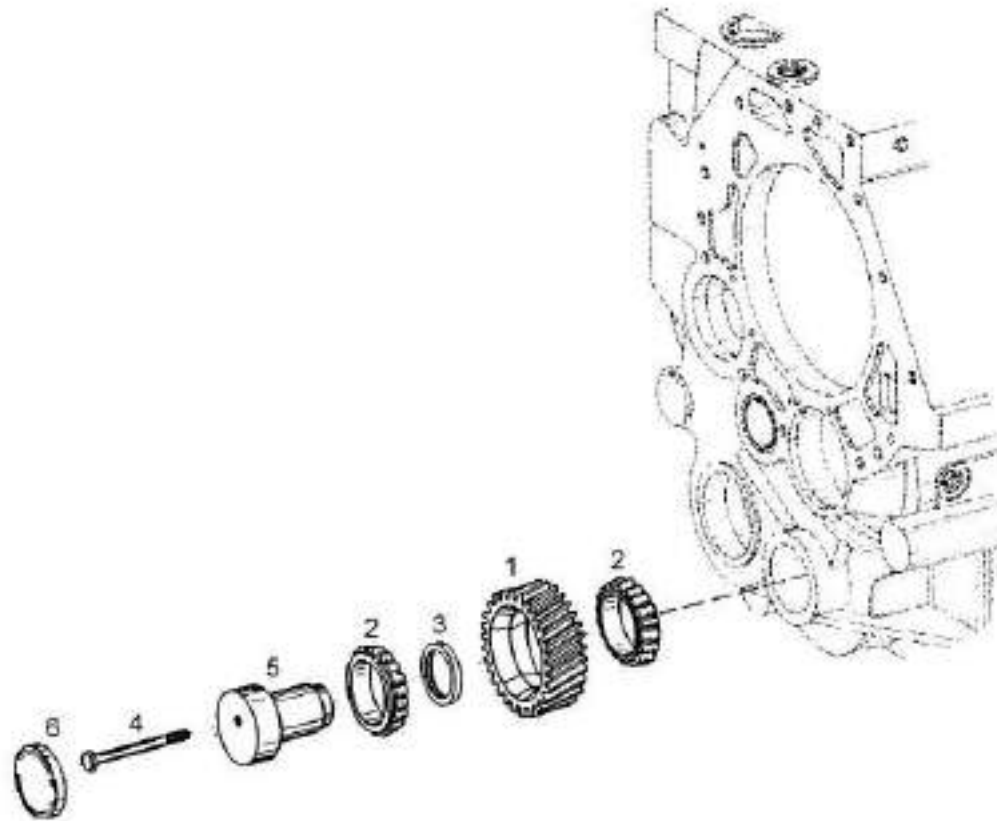
120-0520-8261 INPUT-DRIVE ASSEMBLY
FROM SERIAL NO. A8251011

NC	REF	QTY	PART NO.	DESCRIPTION	SER.NO. FROM	SER.NO. TO
001	001		15273921	SHAFT-INPUT		
002	001		15271785	GUARD		
003	001		15275137	FLANGE 8.5C		
004	002		15269257	RING-PISTON		
005	001		15273922	GEAR-HELICAL		
006	002		15273923	BEARING		
007	001		15269262	GASKET		
008	001		15273924	CONVERTER BELL		
009	003		15500034	PLUG		
010	001		15273927	ORIFICE		
011	001		15273926	FLANGE-OIL FEED		
012	001		15273928	O RING		
013	001		15269292	COVER		
014	001		15269293	SLEEVE-NEEDLE		
015	012		09399327	SCREW		
016	010		15269295	SCREW		
017	001		15269296	SCREW		
018	001		15269297	SCREW		
019	002		15266175	SCREW		
020	001		15271560	SCREW		
021	004		09398210	SCREW		
022	001		15269298	RING		
023	001		15269299	PISTON		
024	001		15269300	SPRING		
025	001		15265429	PIN		
026	001		15269301	O RING		
027	001		15269302	PLUG		
028	001		15273928	O RING		
029	001		15273929	VALVE		
030	001		15271701	PLUG		
031	001		15266384	O RING		
032	001		15269302	PLUG		
033	001		15265433	O RING		
034	001		15275712	SLOT PIN		

R1 04/03 (SER CORR)

120-0530-8261 LAYSHAFT GEARING
FROM SERIAL NO. A8251011

DRAWING NO. P10372



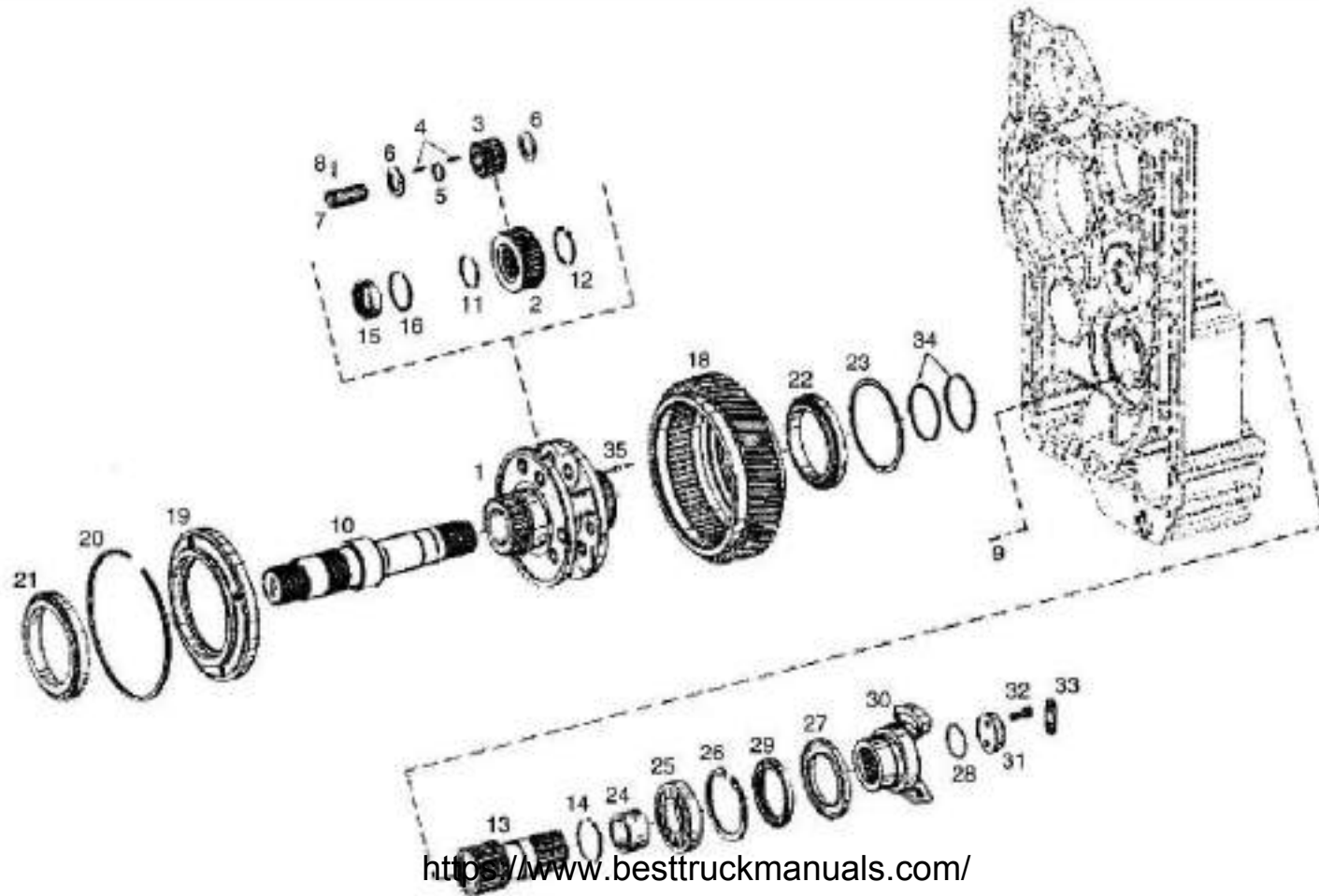
<https://www.besttruckmanuals.com/>

120-0530-8261 LAYSHAFT GEARING
FROM SERIAL NO. A8251011

NC	REF	QTY	PART NO.	DESCRIPTION	SER.NO. FROM	SER.NO. TO
001	001		15500043	GEAR		
002	002		15271894	BEARING-INNER RING		
003	001		15273938	BUSH 7.70		
004	001		06361012	SCREW		
005	001		15271903	AXLE		
006	001		15269344	COVER		

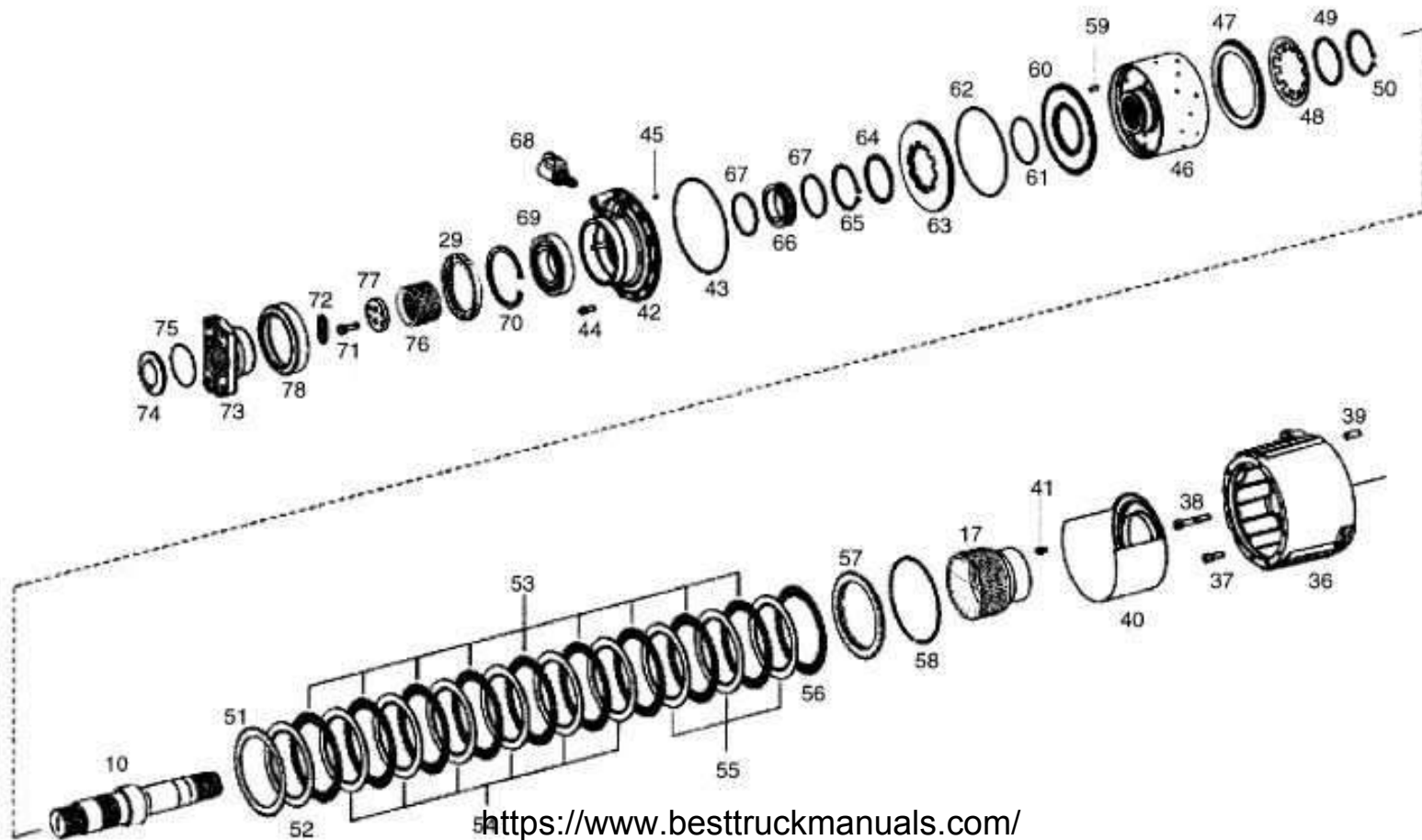
120-0540-8261 DIFFERENTIAL
FROM SERIAL NO. A8251011

DRAWING NO. P11116A



120-0540-8261 DIFFERENTIAL
FROM SERIAL NO. A8251011

DRAWING NO. P11116B



120-0540-8261 DIFFERENTIAL
FROM SERIAL NO. A8251011

120-0540-8261 DIFFERENTIAL
FROM SERIAL NO. A8251011

NC	REF	QTY	PART NO.	DESCRIPTION	SER.NO. FROM	SER.NO. TO	NC	REF	QTY	PART NO.	DESCRIPTION	SER.NO. FROM	SER.NO. TO
001	001		15500090	PLANET CARRIER			030	001		15500125	FLANGE-INPUT		
002	001		15500091	SUN GEAR			031	001		15500100	WASHER		
003	006		15273945	GEAR-PLANET			032	002		09399327	SCREW		
004	006		15500093	ROLLER SET			033	001		15271545	WASHER-TAB		
005	006		15269581	WASHER			034	002		15269614	RING-PISTON		
006	012		15269582	WASHER-THRUST			035	006		15500101	PLUG		
007	006		15269583	SHAFT-PLANET			036	001		15500102	CLUTCH HOUSING		
008	006		15500094	SLOT PIN			037	008		15272578	CAP SCREW		
009	001		15269585	SLOT PIN			038	005		15500103	CAPSCREW		
010	001		15500095	OUTPUT SHAFT			039	002		15273954	PIN-CYLINDRICAL		
011	001		15500092	SNAP RING			040	001		15500104	SCREEN SHEET		
012	001		15273408	RING			041	002		15272461	CAP SCREW		
013	001		15269588	SHAFT-OUTPUT			042	001		15500105	COVER		
014	001		15269589	RING-SNAP			043	001		15500106	O RING		
015	001		15269590	SLEEVE-NEEDLE			044	011		15500107	CAPSCREW		
016	001		15272582	SNAP RING			045	001		15500108	SET SCREW		
017	001		15500096	QUILL SHAFT			046	001		15500109	DISC CARRIER		
018	001		15500097	RING GEAR			047	001		15500110	PRESSURE PLATE		
019	001		15500098	CARRIER-RING GEAR			048	001		15500111	CUP SPRING		
020	001		15269594	RING-SNAP			049	001		15500112	SHIM		
021	001		15269595	BEARING-ROLLER			050	001		15500113	RETAINING RING		
022	001		15271872	BEARING-ROLLER			051	001		15271605	DISC		
023	001		15271881	WASHER-2.20			052	001		15271602	SHIM B=2.5		
023	001		15271883	WASHER-2.40			052	001		15500052	DISC=4.0		
023	001		15273946	WASHER 2.60			052	001		15271601	SHIM B=3.0		
023	001		15271873	WASHER-1.40			052	001		15271600	DISC		
023	001		15271880	WASHER-2.10			053	009		15271604	DISC		
023	001		15271879	WASHER-2.00			054	006		15271602	SHIM B=2.5		
023	001		15271878	WASHER-1.90			055	003		15500052	DISC=4.0		
023	001		15271877	WASHER-1.80			055	003		15271602	SHIM B=2.5		
023	001		15271874	WASHER-1.50			055	003		15271601	SHIM B=3.0		
023	001		15271875	WASHER-1.60			055	003		15271600	DISC		
023	001		15271876	WASHER-1.70			056	001		15271602	SHIM B=2.5		
024	001		15269608	RING			057	001		15269359	SHIM-END		
025	001		15271637	BEARING			058	001		09399317	RING A=2.50		
026	001		15272602	RETAINING RING			059	006		15500114	ROLLER		
							060	001		15500115	PISTON		

027 001 15271885 SCREEN-SHEET
028 001 15500099 O RING
029 002 15269611 SHAFT-SEAL

061 001 15500116 O RING
062 001 15500117 O RING
063 001 15500118 SET OF SPRINGS

120-0540-8261 DIFFERENTIAL
FROM SERIAL NO. A8251011

NC	REF	QTY	PART NO.	DESCRIPTION	SER.NO. FROM	SER.NO. TO
064	001		15500119	SHIM		
065	001		15500113	RETAINING RING		
066	001		15500120	BUSHING-OIL FEED		
067	001		15500121	PISTON RING		
068	001		15500122	SOLENOID VALVE		
069	001		15271637	BEARING		
070	001		15272601	RETAINING RING		
071	002		09399327	SCREW		
072	001		15271545	WASHER-TAB		
073	001		15500126	FLANGE-INPUT		
074	001		15271647	COVER		
075	001		15271648	O RING		
076	001		15269644	BUSH		
077	001		15269645	WASHER		
078	001		15274190	SCREEN SHEET		

120-0625-8261 TEMPERATURE SENSOR
FROM SERIAL NO. A8251011

DRAWING NO. P11115



120-0625-8261 TEMPERATURE SENSOR
FROM SERIAL NO. A8251011

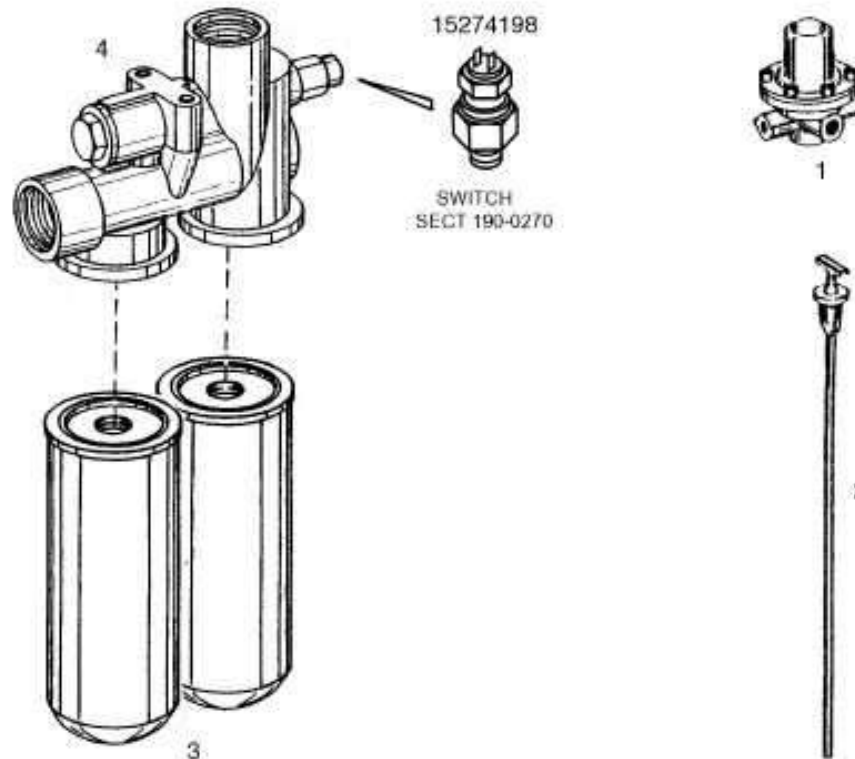
NC	REF	QTY	PART NO.	DESCRIPTION	SER.NO. FROM	SER.NO. TO
----	-----	-----	----------	-------------	-----------------	---------------

001	001		15266384	O RING		
002	001		15269060	PLUG		

R1 11/05

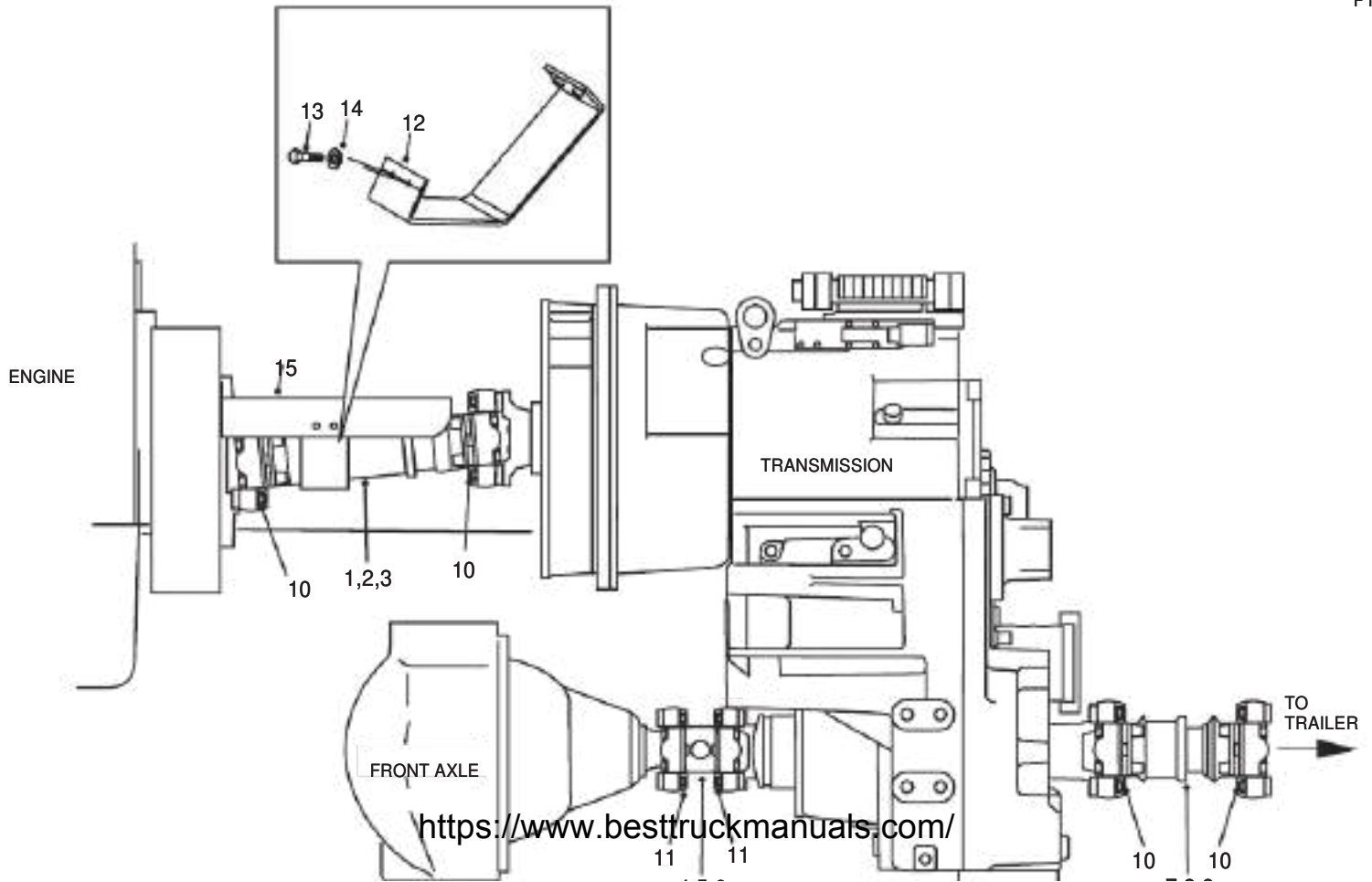
120-0900-8261 LOOSE PARTS-TRANSMISSION
FROM SERIAL NO. A8251011

DRAWING NO. P10381



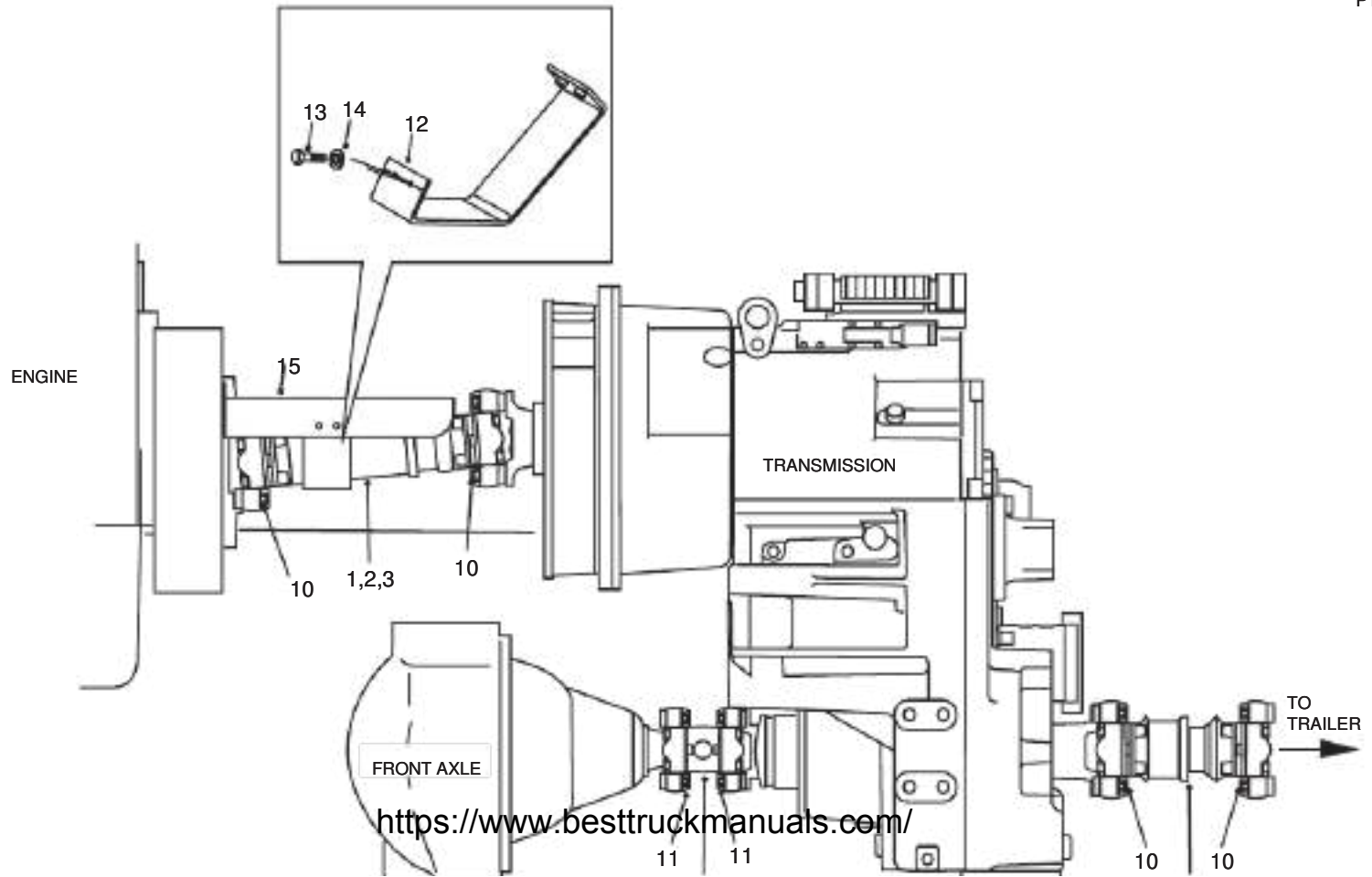
**FROM 0901-8261 TO 0905-8261
 1200901-8261 NO. LOOSE PARTS-TRANSMISSION**

NC	REF	QTY	PART NO.	DESCRIPTION	SER. NO. FROM	SER. NO. TO
001	001		15269668	VALVE-REDUCTION		
002	001		15500156	DIPSTICK-TRANS		
003	002		15273572	FILTER (BLUE)		
004	001		15273573	HEAD-FILTER		
005	001		15274198	SWITCH		



17009108261 FRONT DRIVE LINE 8251025

NC	REF	QTY	PART NO.	DESCRIPTION	SER.NO. FROM	SER.NO. TO
001	001		15315284	DRIVELINE 8.5C		
002	002		15273445	.U-JOINT		
003	008		15272770	.SCREW		
004	001		15311837	DRIVELINE 7C		
005	002		15275363	.U-JOINT		
006	008		15273438	.SCREW		
007	001		15312124	DRIVELINE 8.5C		
008	002		15273445	.U-JOINT		
009	008		15272770	.SCREW		
010	016		15234737	BOLT		
011	008		15309825	BOLT		
012	001		15314410	GUARD ANTI-FLAIL		
013	004		06350825	BOLT		
014	004		07150815	WASHER		
015	001		15315917	BRACKET ASSY		



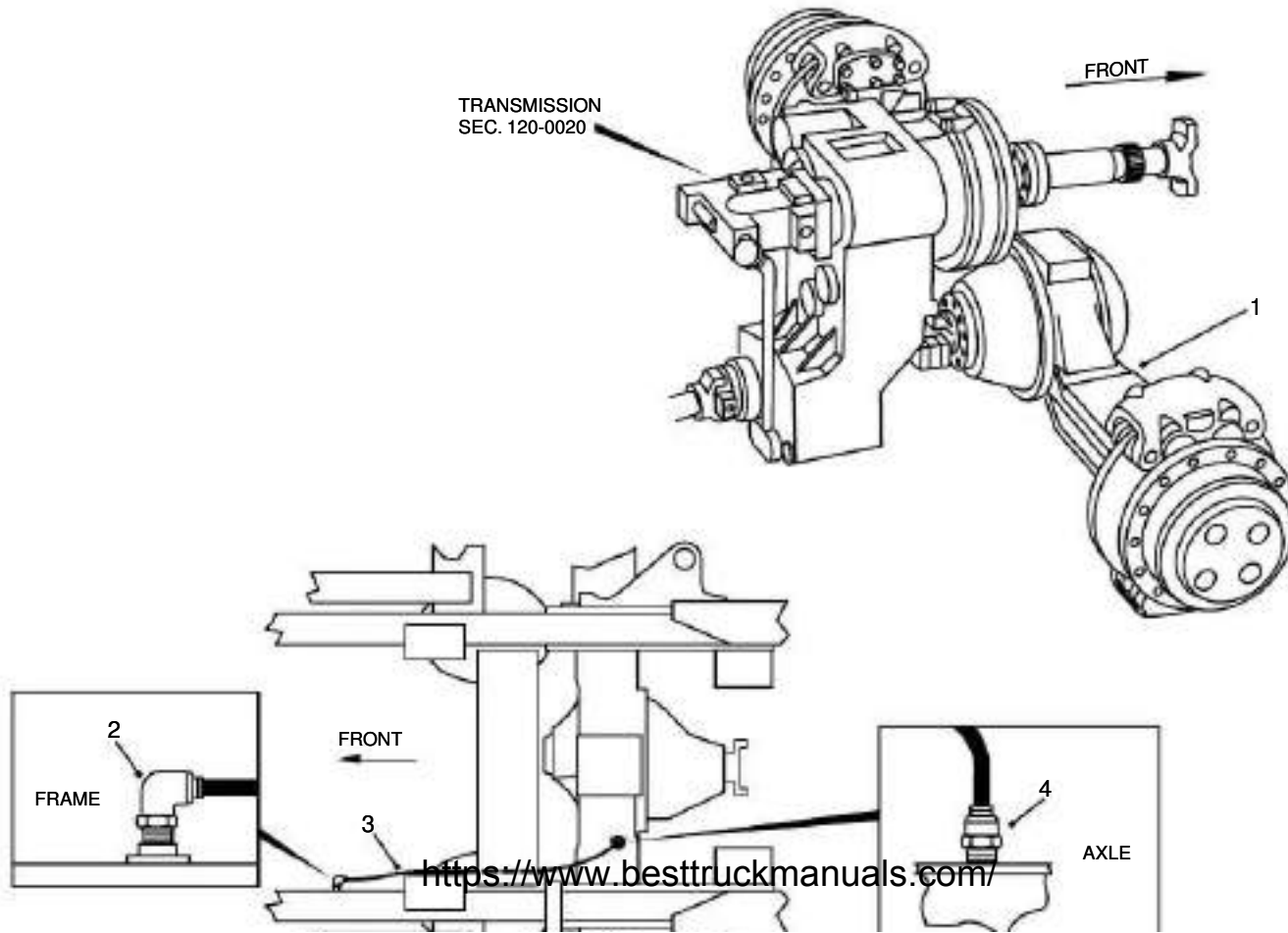
13009108261 FRONT DRIVELINE
 FROM SERIAL No. A8251028

NC	REF	QTY	PART NO.	DESCRIPTION	SER.NO. FROM	SER.NO. TO
001	001		15315284	DRIVELINE 8.5C		
002	002		15273445	.U-JOINT		
003	008		15272770	.SCREW		
004	001		15315284	DRIVELINE 7C		
006	008		00186485	.SCREW		
007	001		15312124	DRIVELINE 8.5C		
008	002		15273445	.U-JOINT		
009	008		15272770	.SCREW		
010	016		15234737	BOLT		
011	008		15309825	BOLT		
012	001		15314410	GUARD ANTI-FLAIL		
013	004		06350825	BOLT		
014	004		07150815	WASHER		
015	001		15315917	BRACKET ASSY		

140-0010-8261 AXLE COMPLETE-FRONT
140-0010-8261 AXLE COMPLETE-FRONT

DRAWING NO. P10357

P10357





140-0010-8261 AXLE COMPLETE-FRONT
SERIAL No. 140-0014

NC	REF	QTY	PART NO.	DESCRIPTION	SER.NO. FROM	SER.NO. TO
A	001	001	15310601	AXLE ASSY-FRONT		
	002	001	09384872	ADAPTOR		
	003	ASR	09233142	TUBE-NYLON 4MM		
	004	001	09384876	ELBOW-ADAPTOR		

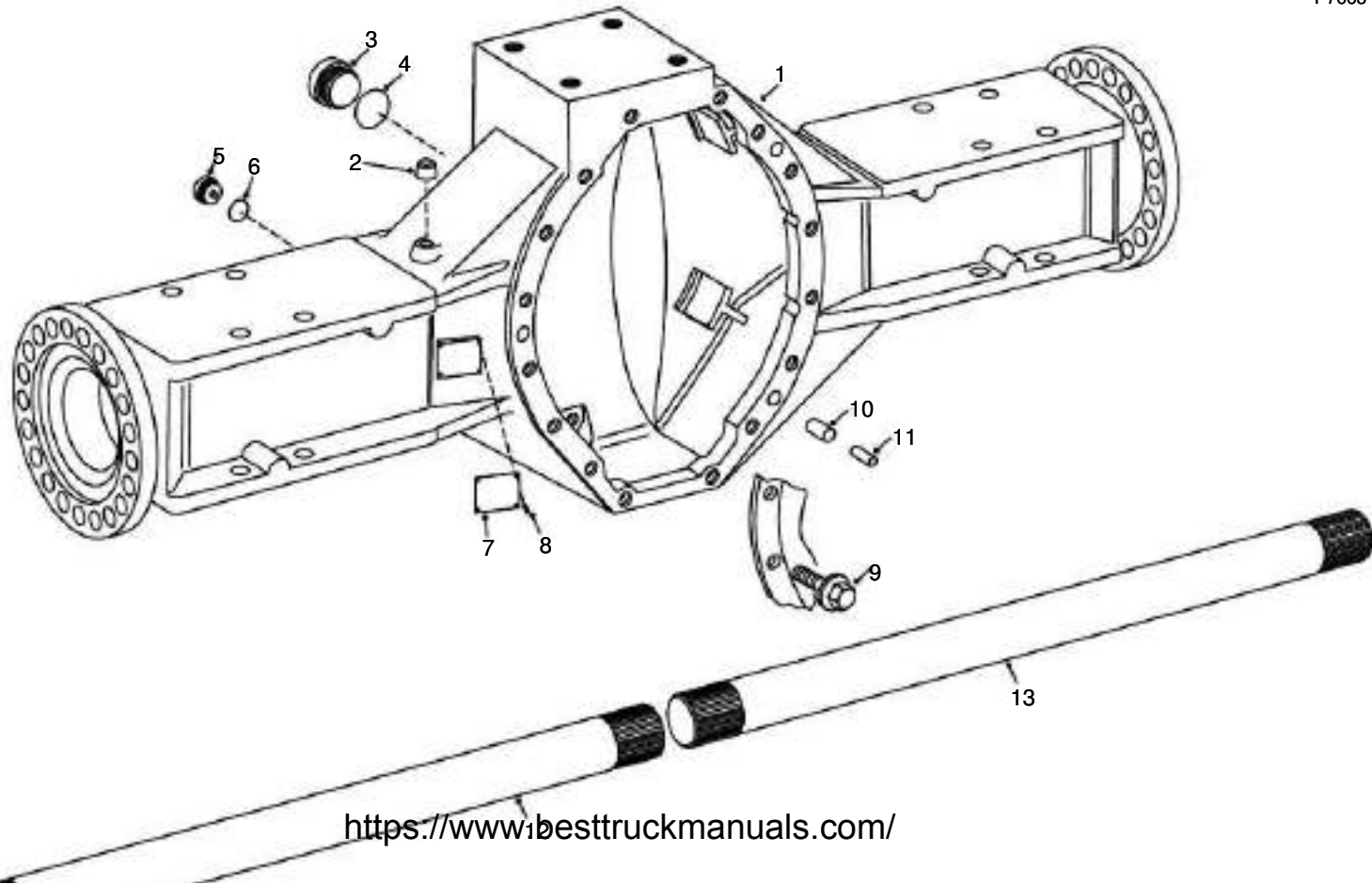
NOTES:

- A FRONT AXLE PARTS ARE LISTED ON SECTIONS 140-0020,
140-0030, 1400-0050 AND 140-0060

1400320-8261 AXLE GROUP - FRONT
SERIE No. AB2504

DRAWING NO. P7663-1

P7663





140M092R-8261 AXLE 59847-FRONT

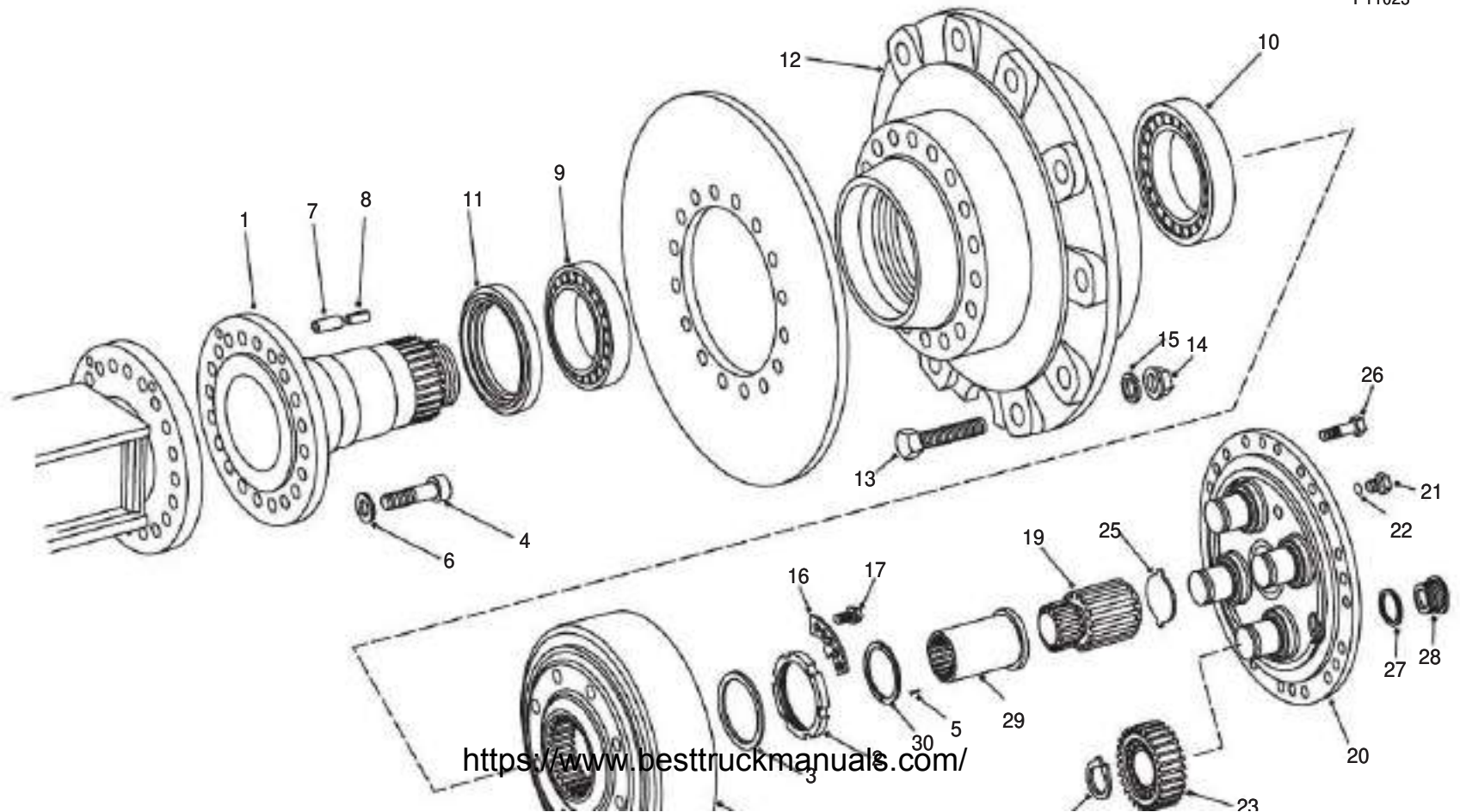
NC	REF	QTY	PART NO.	DESCRIPTION	SER.NO. FROM	SER.NO. TO
----	-----	-----	----------	-------------	-----------------	---------------

001	001		15500189	AXLE CASING		
002	002		09398508	VALVE-VENT		
003	001		09398762	PLUG		
004	001		09398510	SEAL		
005	001		09398547	PLUG-SCREW		
006	001		09398260	SEAL		
007	001		15267933	PLATE		
008	004		09397927	PIN-GROOVED		
009	016		15267698	LOCK SCREW		
010	003		15266769	PIN		
011	003		15266770	PIN		
012	001		15266869	SHAFT-LONG 1181MM		
013	001		15266870	SHAFT-SHORT 1101MM		

FROM SERIAL NO. 18251011

DRAWING NO. P11023

P11023



<https://www.besttruckmanuals.com/>


140-0030-8261 PLANETARY GEARING-FRONT
 FROM SERIAL NO. A8251011

NC	REF	QTY	PART NO.	DESCRIPTION	SER.NO. FROM	SER.NO. TO
001	002		15271853	CARRIER-HUB		
002	008		15267130	NUT		
003	002		15271055	SHIM (0.95 MM)		
003	002		15271056	SHIM (0.90 MM)		
003	002		15271031	SHIM (2.15 MM)		
003	002		15271032	SHIM (2.10 MM)		
003	002		15271034	SHIM (2.00 MM)		
003	002		15271035	SHIM (1.95 MM)		
003	002		15271054	SHIM (1.00 MM)		
003	002		15271057	SHIM (0.85 MM)		
003	002		15271052	SHIM (1.10 MM)		
003	002		15271047	SHIM (1.35 MM)		
003	002		15271048	SHIM (1.30 MM)		
003	002		15271050	SHIM (1.20 MM)		
003	002		15271051	SHIM (1.15 MM)		
003	002		15271041	SHIM (1.65 MM)		
003	002		15271046	SHIM (1.40 MM)		
003	002		15271045	SHIM (1.45 MM)		
003	002		15271044	SHIM (1.50 MM)		
003	002		15271043	SHIM (1.55 MM)		
003	002		15271042	SHIM (1.60 MM)		
003	002		15271053	SHIM (1.05 MM)		
003	002		15271040	SHIM (1.70 MM)		
003	002		15271039	SHIM (1.75 MM)		
003	002		15271036	SHIM (1.90 MM)		
003	002		15271037	SHIM (1.85 MM)		
003	002		15271038	SHIM (1.80 MM)		
004	036		15271010	SCREW		
005	004		15265677	PIN-GROOVED		
006	036		09398516	WASHER		
007	004		15271058	SLOT PIN		
008	004		15271059	SLOT PIN		
009	002		15275323	BEARING		
010	002		15267615	BEARING ASSY		
011	002		15266689	SEAL		
012	002		15275324	HUB		

140-0030-8261 PLANETARY GEARING-FRONT
 FROM SERIAL NO. A8251011

NC	REF	QTY	PART NO.	DESCRIPTION	SER.NO. FROM	SER.NO. TO
014	024		09398526	NUT-WHEEL		
015	024		09398525	LOCKWASHER		
016	002		15265770	WASHER-TAB		
017	004		15265735	SCREW		
018	002		15265768	RING-GEAR		
019	002		15265765	SHAFT-SUN GEAR		
020	002		15500190	PLANET CARRIER		
021	002		15270194	PLUG-SCREW		
022	002		15266917	O RING		
023	008		15265771	GEAR-PLANETARY		
024	008		15265676	RING-RETAINER		
025	002		15265707	WASHER (2.90 MM)		
025	002		15265706	WASHER (2.70 MM)		
025	002		15267705	WASHER (5.40 MM)		
025	002		15265708	WASHER (3.10 MM)		
025	002		15267706	WASHER (5.60 MM)		
025	002		15267927	THRUST WASHER		
025	002		15267708	WASHER (1.90 MM)		
025	002		15267710	WASHER (1.80 MM)		
025	002		15267709	WASHER (1.70 MM)		
025	002		15267700	WASHER (3.70 MM)		
025	002		15265704	WASHER (6.30 MM)		
025	002		15265703	WASHER (6.00 MM)		
025	002		15265702	WASHER (5.00 MM)		
025	002		15273810	WASHER (6.80 MM)		
025	002		15273811	WASHER (7.00 MM)		
025	002		15265705	WASHER (6.50 MM)		
025	002		15267701	WASHER (3.90 MM)		
025	002		15267702	WASHER (4.10 MM)		
025	002		15267703	WASHER (4.80 MM)		
025	002		15265709	WASHER (3.30 MM)		
025	002		15265710	WASHER (3.50 MM)		
025	002		15267704	WASHER (5.20 MM)		
027	002		15265680	O RING		
028	002		09398762	PLUG		

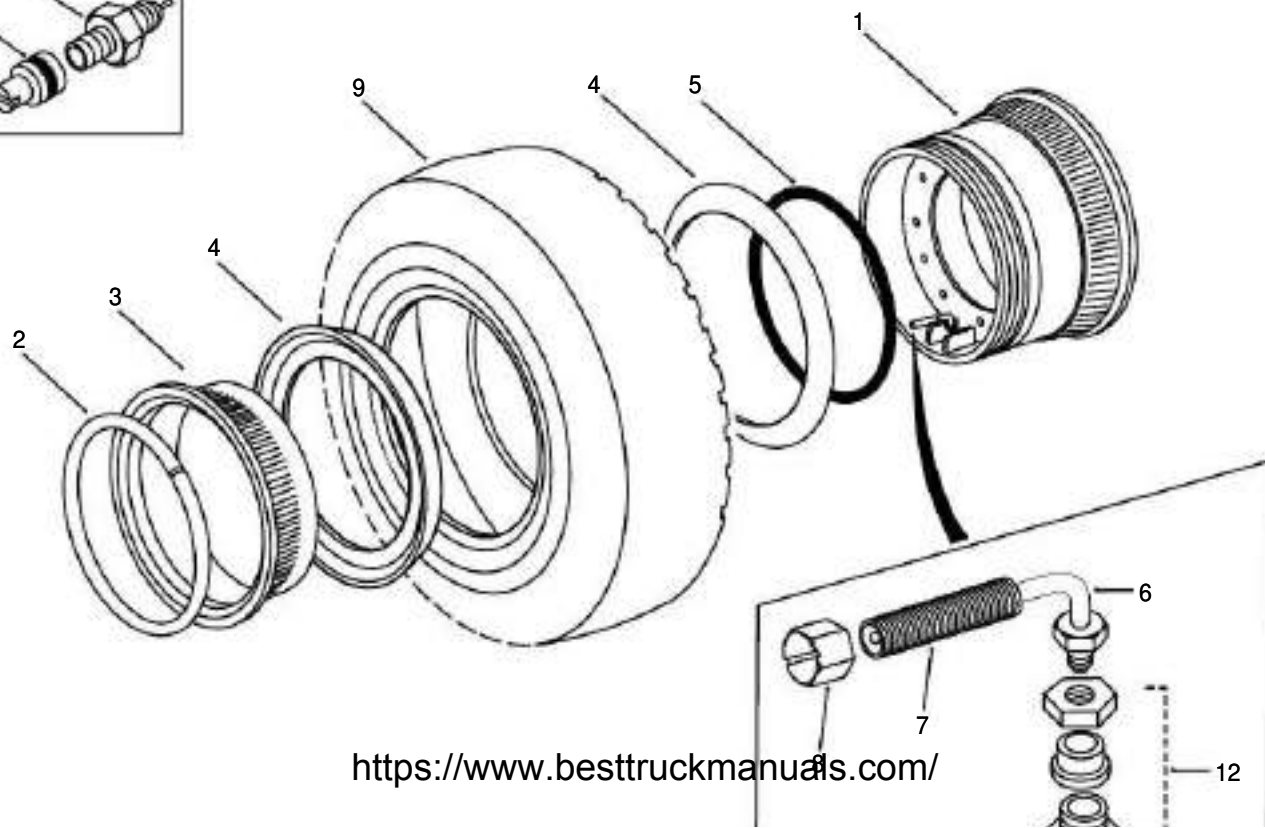
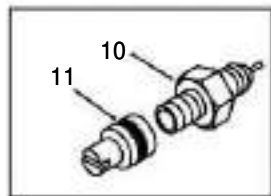
013 024 15273358 BOLT

029 002 15272377 DRIVER
030 002 15265763 WASHER-THRUST

160 0040-8261 WHEEL-RIM AND TYRE-FRONT
FROM SERIAL NO. A8291011

DRAWING NO. P8688

P8688



<https://www.besttruckmanuals.com/>



160-0040-8261 WHEEL RIM AND TYRE-FRONT
FROM SERIAL NO. 48251011

NC	REF	QTY	PART NO.	DESCRIPTION	SER.NO. FROM	SER.NO. TO
	000	006	15309096	WHEEL ASSY-25-19.50		
A	001	006	15245310	.RIM & DISC		
A	002	006	15245308	.LOCKRING & DRIVER		
A	003	006	15245309	.BAND-BEAD SEAT		
A	004	012	15245307	.FLANGE-25IN		
	005	006	09178785	O RING		
	006	006	09211054	VALVE ASSY		
	007	006	09142286	.CORE		
	008	006	09116292	.CAP		
	009	006	15258572	TYRE-BRID 23.5R25VLT*		
B	010	001	07551686	ADAPTOR		
B	011	001	09368123	CAP-VALVE		
	012	006	09209216	SPUD		

NOTES:

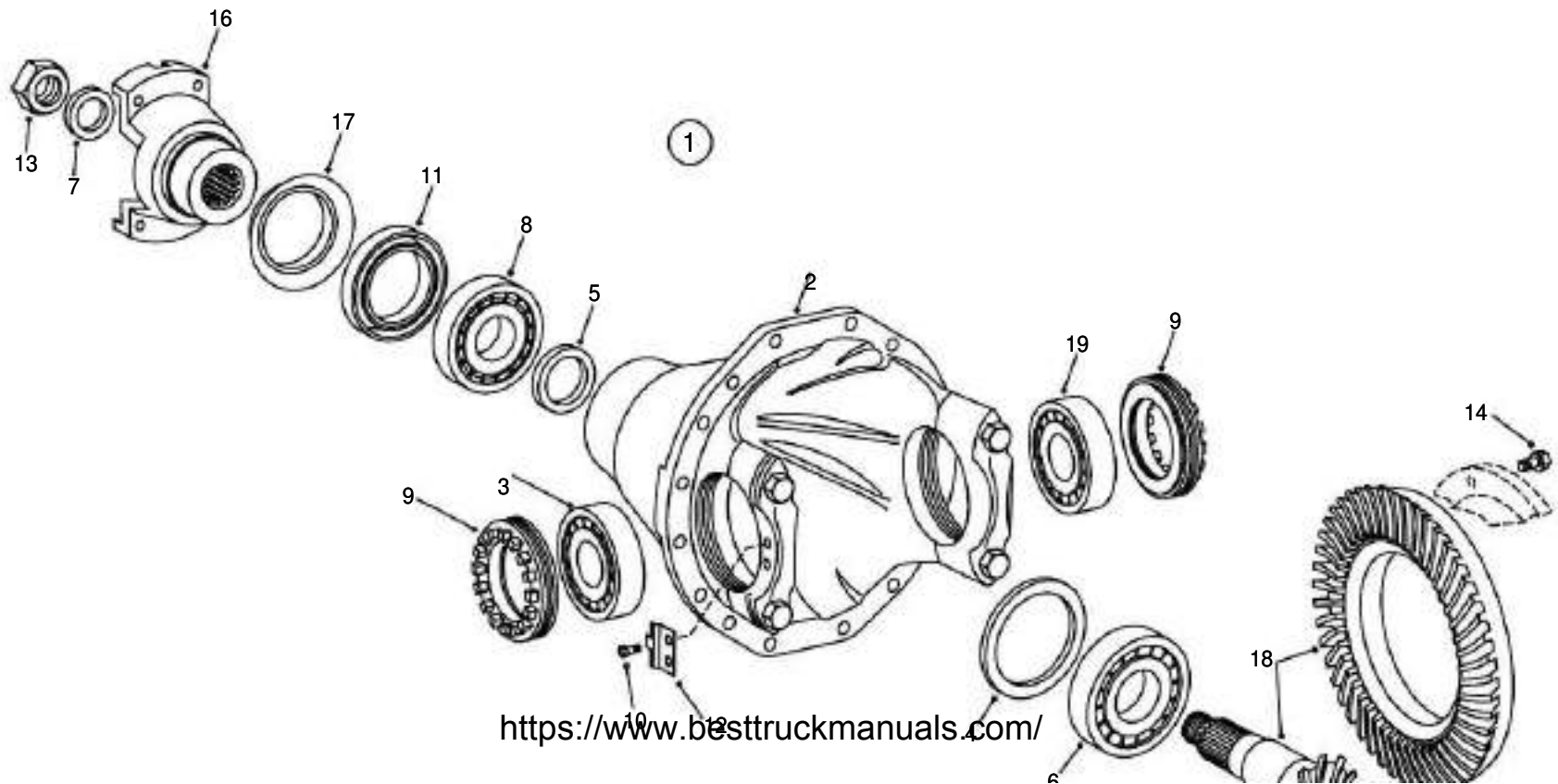
A RIM PARTS FROM DIFFERENT MANUFACTURERS MUST NOT BE INTERMIXED

B LOCATED ON FRONT LH WHEEL, FOR USE WITH NORMAL COMMERCIAL AIR LINE.

14000960-8261 DIFFERENTIAL-FRONT

DRAWING NO. P9263A

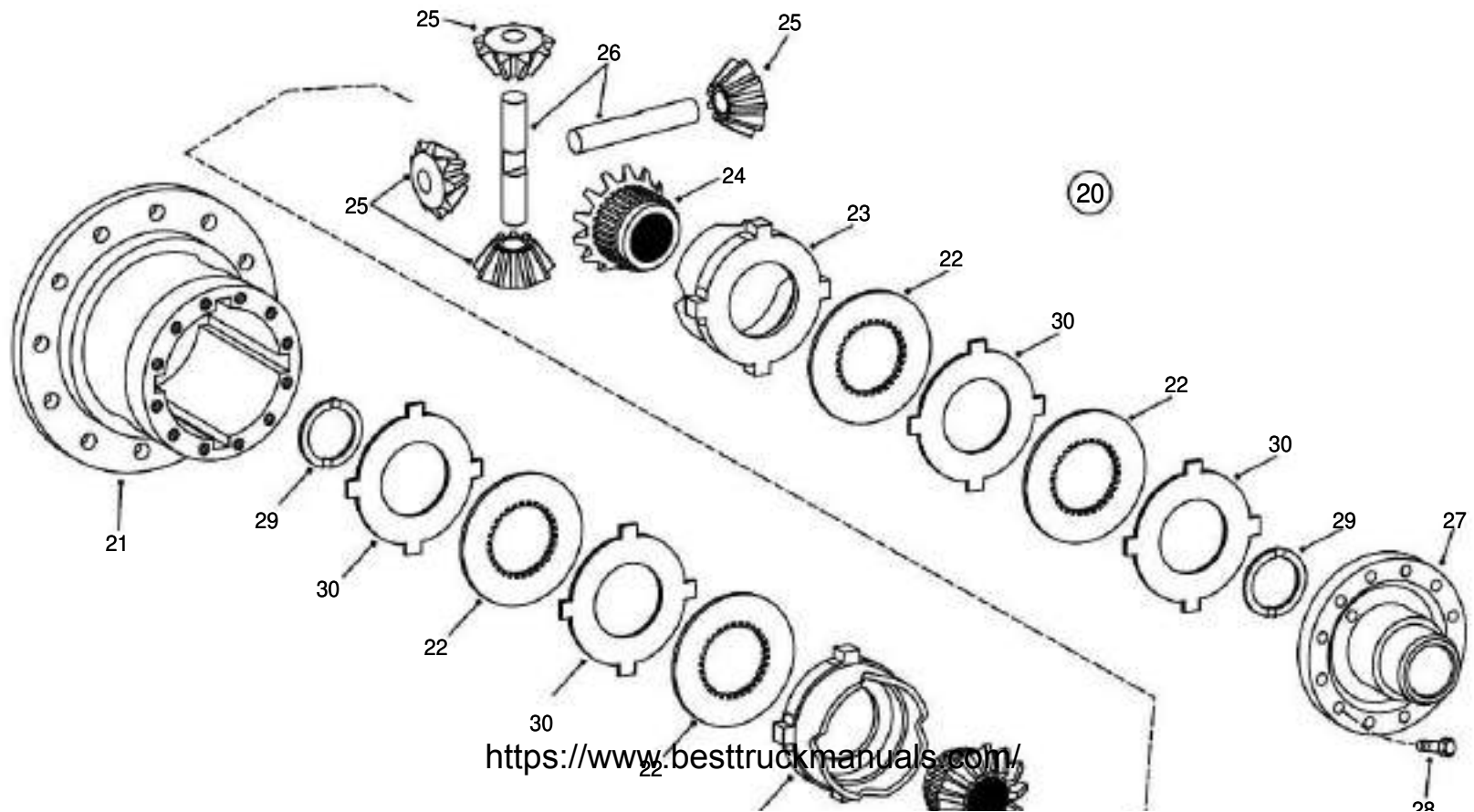
P9263



1400960-8261 DIFFERENTIAL-FRONT
FROM SERIAL NO. A8257044

DRAWING NO. P9263B

P9263



140-0060-8261 DIFFERENTIAL-FRONT

FROM SERIAL No. A8251011

NC	REF	QTY	PART NO.	DESCRIPTION	SER.NO. FROM	SER.NO. TO
----	-----	-----	----------	-------------	-----------------	---------------

001	001		15267692	CARRIER ASSY-DIFF		
002	001		15267232	.HOUSING-DIFF		
003	001		15265395	.BEARING		
004	ASR	09398588	09398588	.SPACER W/SHRMS=1.0		
004	ASR	15500187		.INTERM WASHER S=0.9		
004	ASR	09398581		.SPACER (0.50 MM)		
004	ASR	09398579		.SPACER (0.10 MM)		
004	ASR	15500185		.INTERM WASHER S=0.7		
004	ASR	15500186		.INTERM WASHER S=0.8		
005	ASR	09398565		.SPACER (8.90 MM)		
005	ASR	09398566		.SPACER (9.10 MM)		
005	ASR	09398567		.SPACER (9.20 MM)		
005	ASR	09398568		.SPACER (9.30 MM)		
005	ASR	09398569		.SPACER (9.40 MM)		
005	ASR	09398564		.SPACER (8.80 MM)		
005	ASR	09398563		.SPACER (8.70 MM)		
005	ASR	09398562		.SPACER (8.60 MM)		
005	ASR	09398561		.SPACER (8.50 MM)		
005	ASR	09398560		.SPACER (8.40 MM)		
005	ASR	09398559		.SPACER (8.30 MM)		
006	001		15265740	.BEARING		
007	001		15275318	.WASHER		
008	001		15265739	.BEARING		
009	002		09398570	.NUT-ADJUSTER		
010	004		15273812	.SCREW		
011	001		15265681	.SEAL		
012	002		09398577	.LOCKPLATE		
013	001		15273813	.NUT-PLAIN HEX		
014	012		15271024	.SCREW-LOCKING		
015	001			.NOT USED		
016	001		09398554	.FLANGE		
017	001		09398555	.DUSTCAP		
018	001		15271025	.BEVEL GEAR SET		
019	001		15265738	.BEARING		
020	001		15265742	.LIMITED SLIP ASSY		

140-0060-8261 DIFFERENTIAL-FRONT

FROM SERIAL No. A8251011

NC	REF	QTY	PART NO.	DESCRIPTION	SER.NO. FROM	SER.NO. TO
----	-----	-----	----------	-------------	-----------------	---------------

025	004		09398594	..PINION		
026	002		09398595	..DIFF AXLE		
027	001		15265751	..COVER		
028	002		09398592	..THRUST WASHER		
029	002		15265711	..THRUST WASHER		
030	004		09398588	..DISC (2.90 MM)		
030	004		09398589	..DISC (3.00 MM)		
030	004		09398590	..DISC (3.10 MM)		

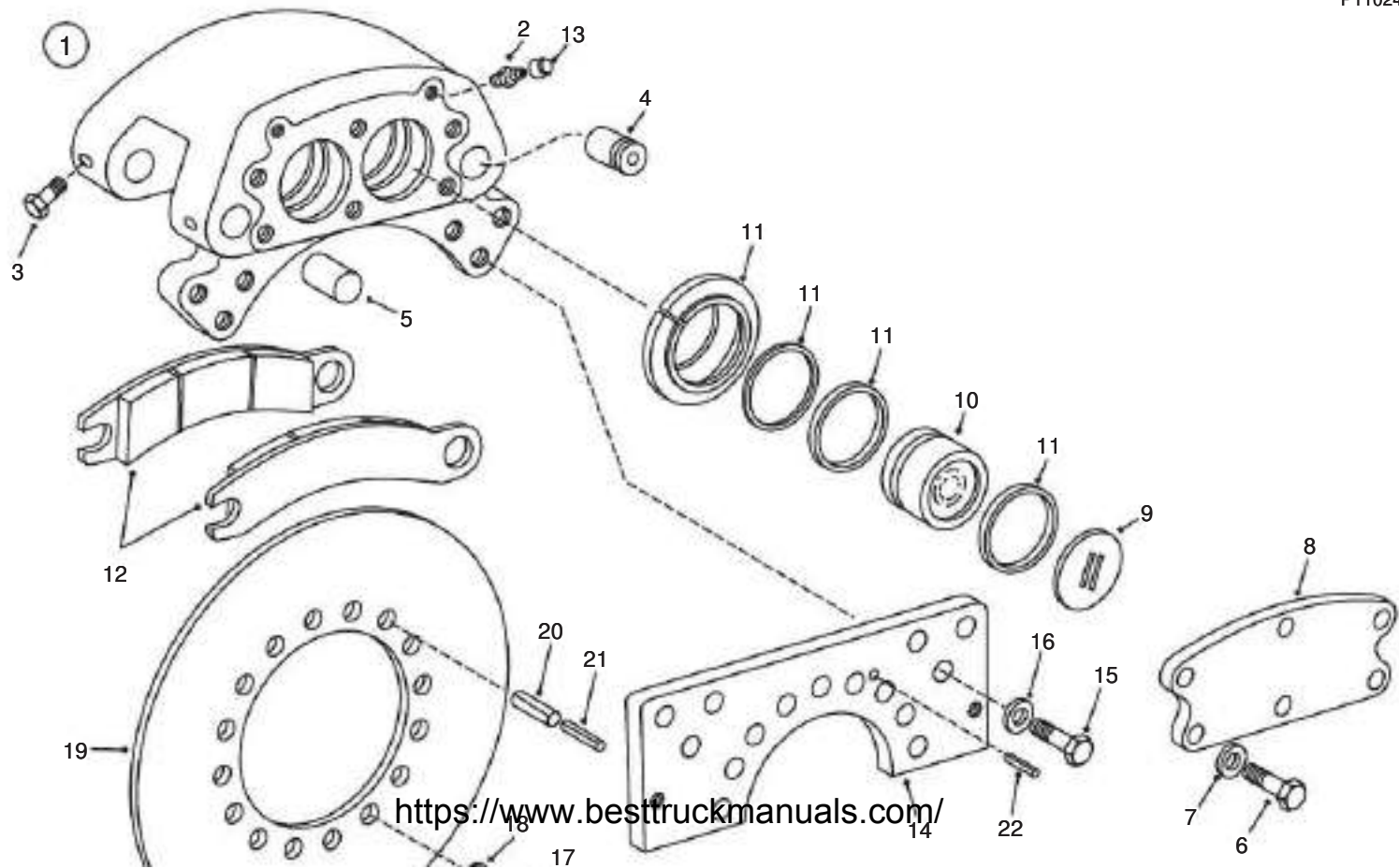
020	001	15265742	..LIMITED SLIP ASSI
021	001	15265752	..HOUSING
022	004	09398591	..DISC
023	002	09398592	..RING-THRUST
024	002	09398593	..GEAR

THIS PAGE IS INTENTIONALLY LEFT BLANK

165-0010-8261 BRAKE PARTS-(ARTICS)
FROM SERIAL NO. A8251011

DRAWING NO. P11024

P11024





165-0010-8261 BRAKE PARTS-(ARTICS)
FROM SERIAL NO. A8251011

NC	REF	QTY	PART NO.	DESCRIPTION	SER.NO. FROM	SER.NO. TO
A	001	004	15500157	BRAKE HEAD ASSY		
	002	001	09051432	.VALVE-BLEEDER		
	003	004	09054402	.SCREW		
	004	002	15265338	:PIN		
	006	006	15265339	.BOLT		
	007	006	15265340	.WASHER		
	008	001	15265400	.PLATE		
	009	002	15265342	.PLUG		
	010	004	15265344	.PISTON (QTY 6=1 KIT)		
	011	001	15500158	.SEAL KIT		
	012	001	15274357	.PAD SET(2)-LONG LIFE		
	014	001	15273811	PIN-ANCHOR		
	015	024	15265671	SCREW		
	016	024	09398516	WASHER		
	017	024	15275320	CAP SCREW		
	018	024	09398725	WASHER		
	019	002	15265673	DISC		
	020	008	15273638	SLOT PIN		
	021	008	15273815	PIN		
	022	004	15271061	SLOT PIN		

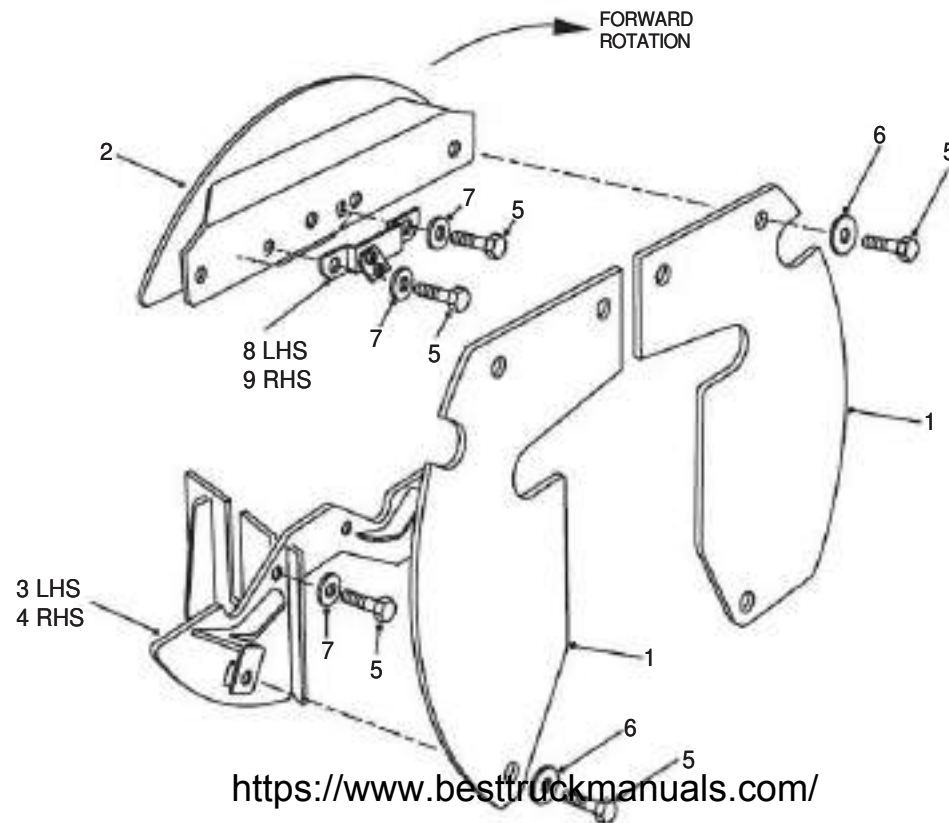
NOTES:

A QUANTITIES SHOWN ARE FOR A COMPLETE AXLE ASSEMBLY

165-0950-8261 BRAKE GUARDS
FROM SERIAL NO. A8251011

DRAWING NO. P11013

P11013



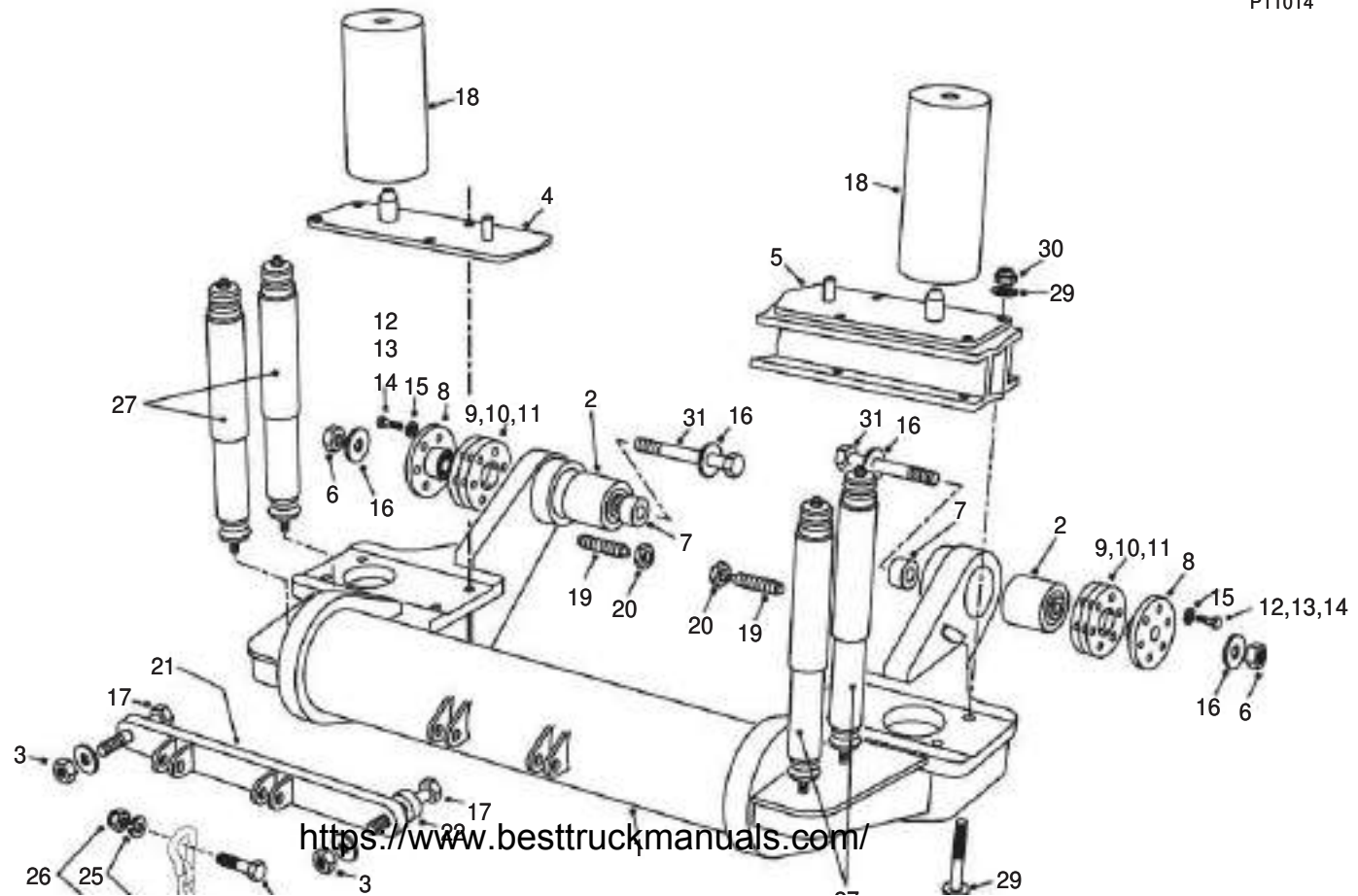
165-0050-8261 BRAKE GUARDS
 FROM SERIAL NO. A8251011

NC	REF	QTY	PART NO.	DESCRIPTION	SER.NO. FROM	SER.NO. TO
001	004		15314145	BRAKE GUARD-SIDE		
002	002		15314146	BRAKE GUARD-TOP		
003	001		15314147	GUARD-SCRAPER LHS		
004	001		15314148	GUARD-SCRAPER RHS		
005	020		08351228	BOLT		
006	012		15237139	WASHER-HARDENED		
007	008		09270000	WASHER-HARDENED		
008	001		15314365	BRACKET ASSY-RHS		
009	001		15316122	BRACKET ASSY-LHS		

180-0920-8261 FRONT SUSPENSION
FROM SERIAL NO. A8251011

DRAWING NO. P11014

P11014






27




1800020-8261 FRONT SUSPENSION
 FROM SERIAL NO. A8251011

NC	REF	QTY	PART NO.	DESCRIPTION	SER. NO. FROM	SER. NO. TO
001	001		15316381	SUSPENSION FRAME-FRONT		
002	002		15311067	BUSH-SPHERILASTIC		
003	002		15301159	NUT		
004	001		15316500	AXLE PLATE ASSY RH		
006	002		15311052	LOCKNUT		
007	002		15313896	BUSH-INNER		
008	002		15313897	BUSH-OUTER		
009	ASR		15313901	SHIM-SUSPENSION-1MM TH		
010	ASR		15313902	SHIM-SUSPENSION-2MM TH		
011	ASR		15313903	SHIM-SUSPENSION-5MM TH		
012	ASR		06351645	BOLT		
013	ASR		06351650	BOLT		
014	ASR		06351655	BOLT		
015	012		07151630	WASHER		
016	006		15315868	WASHER-HARDENED		
017	002		15245020	BOLT		
018	002		15316408	ELASTOMER SPRING		
019	002		15316490	STOP SCREW		
020	002		15316499	LOCKNUT		
021	001		15316493	LINK ASSY		
022	001		15316443	SPACER		
023	002		15301347	CHAIN AND SHACKLE ASSY		
024	004		15247263	BOLT		
025	004		07162030	LOCKWASHER		
026	004		06472001	NUT		
027	004		15316820	DAMPER		
028	008		15311326	BOLT		
029	016		15251642	WASHER-HARDENED		
030	008		09419496	NUT		
031	002		15313898	BOLT		




5

SPADE, MALE INSULATED		
NOMINAL SIZE	CABLE SIZE	PART NO.
6.4	14/0.30	15244386
6.4	28/0.30	09360599




6

RING INSULATED		
NOMINAL SIZE	CABLE SIZE	PART NO.
4	14/0.30	09366390
5	14/0.30	09366391
6	14/0.30	09366392
8	14/0.30	09366393
10	14/0.30	09366394
12	14/0.30	09366395



7

RING INSULATED		
NOMINAL SIZE	CABLE SIZE	PART NO.
4	28/0.30	09366398
5	28/0.30	09366399
6	28/0.30	09366400
8	28/0.30	09366401
10	28/0.30	09366402
12	28/0.30	09366403



8

RING INSULATED		
NOMINAL SIZE	CABLE SIZE	PART NO.
4	44/0.30	09366406
5	44/0.30	09366407
6	44/0.30	09366408
8	44/0.30	09366409
10	44/0.30	09366410
12	44/0.30	09366411



9

SOCKET UNINSULATED		
TYPE	CABLE SIZE	PART NO.
RISTS	14/0.30	15229700
RISTS	28/0.30	15229701
RISTS	44/0.30	15229702
AMPLIVERSAL	28/0.30	09371773
CANNON	14. & 28/0.30	15234481
CANNON	14/0.30	15248102
CANNON	28/0.30	15248104
CANNON	14. & 28/0.30	15248107
CANNON	44/0.30	15248110
HARNESSFLEX	14. & 28/0.30	15248140
AMPLIVERSAL	14/0.30	15248361
AMPLIVERSAL	28/0.30	15248363
PACKARD	14/0.30	15248406
BURNDY	28/0.30	15249400
HARNESSFLEX	14. & 28/0.30	15252034
HARNESSFLEX	44. & 60/0.30	15252035
AMPHENOL	14/0.30	15247170
PACKARD	16/0.41	15255019
AMPLIVERSAL	14/0.30	15256533
KOSTAL	14/0.30	15258008

P9336

PIN UNINSULATED		
TYPE	CABLE SIZE	PART NO.
RISTS	14/0.30	15229697
RISTS	28/0.30	15229698
RISTS	44/0.30	15229699
AMPLIVERSAL	28/0.30	09371771
CANNON	14 & 28/0.30	15234480
CANNON	14/0.30	15248099
CANNON	28/0.30	15248103
CANNON	14 & 28/0.30	15248106
CANNON	44/0.30	15248108
AMPLIVERSAL	14/0.30	15248360
AMPLIVERSAL	28/0.30	15248362
PACKARD	14/0.30	15248413
DEUTSCH	14 & 28/0.30	15250803
HARNESSFLEX	14 & 28/0.30	15252036
HARNESSFLEX	44 & 65/0.30	15252037
PACKARD	19/0.41	15258007
AMPLIVERSAL	14/0.3	15258612



10

BULLET INSULATED		
NOMINAL SIZE	CABLE SIZE	PART NO.
4	14/0.30	09378086
4	28/0.30	09378087
7	65/0.30	09378088



11

WIRE PIN INSULATED		
TYPE	CABLE SIZE	PART NO.
HOLLOW	14/0.30	09078630
SOLID	14/0.30	09380432
HOLLOW	28/0.30	09078631
SOLID	28/0.30	09380433
SOLID	44/0.30	09368293



13

SPADE, FEMALE, 90° UNINSULATED		
NOMINAL SIZE	CABLE SIZE	PART NO.
6.4	14/0.30	15228342
6.4	28/0.30	15246529




12

FORK INSULATED		
SIZE	CABLE SIZE	PART NO.
4	14/0.30	09077965
4	28/0.30	15256528
4	44/0.30	15256529
5	14/0.30	09067944
5	28/0.30	09067945




14




15

BATTERY CABLE RINGS UNINSULATED			
SIZE	TYPE	CABLE SIZE	PART NO.
6	CRIMP	37/0.71	09384213
8	CRIMP	37/0.71	15231078
10	CRIMP	37/0.71	09384214
12	CRIMP	37/0.71	15231151
6	CRIMP	120/0.30	15252081
8	CRIMP	120/0.30	15254430
10	CRIMP	120/0.30	15254432
12	CRIMP	120/0.30	15252082
10	SOLDER	61/1.13	09578351
10	CRIMP	61/1.13	09078916
12	CRIMP	61/1.13	09078920




16

SPADE, FEMALE (POWER) UNINSULATED		
NOMINAL SIZE	CABLE SIZE	PART NO.
6.0	120/0.30	15254388




17

SPADE, MALE (POWER) UNINSULATED		
NOMINAL SIZE	CABLE SIZE	PART NO.
6.0	120/0.30	15254389




18

FUSE, TERMINAL UNINSULATED		
NOMINAL SIZE	CABLE SIZE	PART NO.
4.0	19/0.41	15256530
4.0	34/0.3	15256531



19

FUSE LINK, TERMINAL UNINSULATED		
NOMINAL SIZE	CABLE SIZE	PART NO.
4.0	19/0.41	15256532




20







BATTERY CABLE CLAMPS UNINSULATED			
POLARITY	TYPE	CABLE SIZE	PART NO.
+Ve	CRIMP	61/1.13	09078917
-Ve	CRIMP	61/1.13	09078919






190-0011-8261 CONNECTORS
FROM SERIAL NO. A8251011


DRAWING NO. P9337A

P9337

TERMINAL; PIN, RISTS SUITABLE CONNECTORS;- 		
OUTLINE	TYPE	PART NO
 1	RISTS 'E' SERIES	15229691
 2	RISTS 'E' SERIES	15229692
 3	RISTS 'E' SERIES	15229693
 4	RISTS 'E' SERIES	15231071

TERMINAL; PIN, HARNESSFLEX SUITABLE CONNECTORS;- 		
OUTLINE	TYPE	PART NO
 5	5-WAY	15252000
 6	BAYONET 8-WAY	15252728
 7	BAYONET 8-WAY	15252046
 8	BAYONET 16-WAY	15255083
 9	BAYONET 31-WAY	15293043






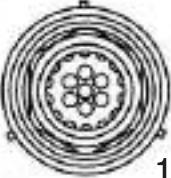

TERMINAL; SOCKET, RISTS SUITABLE CONNECTORS;- 		
OUTLINE	TYPE	PART NO
 10	RISTS 'E' SERIES	15229694
 11	RISTS 'E' SERIES	15229695
 12	RISTS 'E' SERIES	15229696
 13	RISTS 'E' SERIES	15231072











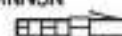



190-0011-8261 CONNECTORS
FROM SERIAL NO. A8251011



DRAWING NO. P9337B

P9337

TERMINAL; SOCKET, HARNESS FLEX SUITABLE CONNECTORS; - 		
OUTLINE	TYPE	PART NO
 14	5-WAY	15252801
 15	BAYONET 8-WAY	15252729
 16	BAYONET 8-WAY	15252044
 17	BAYONET 16-WAY	15255081
 18	BAYONET 21-WAY	15252045
 19	90° SWIVEL (M27)	15234423

TERMINAL; PIN, AMP/IVERSAL SUITABLE CONNECTORS; - 		
OUTLINE	TYPE	PART NO
 21	MATE-N-LOCK	15248364
 22	MATE-N-LOCK	15251638
 23	MATE-N-LOCK	15256836
 24	MATE-N-LOCK	15256587
 25	MR II	15256631
 26	MATE-N-LOCK	09377007
 27	MATE-N-LOCK	09371774









TERMINAL; PIN, RISTS & CANNON SUITABLE CONNECTORS; - 		
OUTLINE	TYPE	PART NO
 28	CANNON (12-19)	15248074
 29	CANNON (4-20)	15248077
 30	CANNON (4-28)	15257951

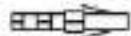
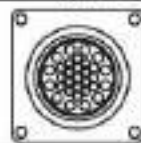
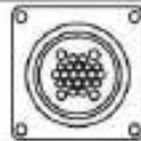




	19		
	20	90° SWIVEL (M24)	15244784







190-0011-8261 CONNECTORS
FROM SERIAL NO. A8251011

DRAWING NO. P9337C

P9337

TERMINAL; SOCKET, AMPLIVERSAL SUITABLE CONNECTORS; - 		
OUTLINE	TYPE	PART NO
 31	MATE-N-LOCK	15248385
 32	MATE-N-LOCK	15251593
 33	MATE-N-LOCK	15253354
 34	MATE-N-LOCK	15258588
 35	MR 11	15256576
 36	MATE-N-LOCK	09377008
 37	MATE-N-LOCK	09371775

TERMINAL; SOCKET, CANNON SUITABLE CONNECTORS; - 		
OUTLINE	TYPE	PART NO
 38	CANNON (12-19)	15248038 (MATING PART-15248074)
 39	CANNON (4-20)	15248075 (MATING PART-15248077)
 40	CANNON (4-28)	15257930 (MATING PART-15257951)
 41	CANNON (3)	15244400
 42	CANNON (5)	15244399
TERMINAL; SOCKET, Z.F. GEARS SUITABLE CONNECTORS; -		
OUTLINE	TYPE	PART NO
 43	Z.F. GEARS	15244399

TERMINAL; SOCKET, FRAMATOME SUITABLE CONNECTORS; - 		
OUTLINE	TYPE	PART NO
 45	FRAMATOME (6)	15249408
TERMINAL; SOCKET, LUCAS SUITABLE CONNECTORS; -		
OUTLINE	TYPE	PART NO
 46	LUCAS (BLACK)	15226941
 47	LUCAS (WHITE)	15226919
TERMINAL; PIN, DEUTSCH SUITABLE CONNECTORS; -		
OUTLINE	TYPE	PART NO
 48	DEUTSCH	15256802
TERMINAL; PIN, KOSTAL SUITABLE CONNECTORS; -		
OUTLINE	TYPE	PART NO
 49	KOSTAL	

TERMINAL; SOCKET, AMPHENOL
SUITABLE CONNECTORS:-



44

AMPHENOL (2)

15247109



49

KOSTAL

15257952

190-0011-8261 CONNECTORS
FROM SERIAL NO. A8251011


DRAWING NO. P9337D

P9337

TERMINAL; FEMALE SPADE, 6.4mm SUITABLE CONNECTORS:-		
OUTLINE	TYPE	PART NO
50	AMPL. IVERSAL	15226251
51	AMPL. IVERSAL	15236937
52	AMPL. IVERSAL	15226970
53	BRITAX	15236939
54	BRITAX	15236938
55	RISTS	08384662
56	WIPER CONN	15245368
57	RELAY BASE	15231993
58	RELAY BASE	15231520
59	HELLA	15250284
60	V.O.O.	15256616

TERMINAL; FEMALE SPADE, 6.2mm SUITABLE CONNECTORS:-		
OUTLINE	TYPE	PART NO
62	FUSE BOX	15248123
TERMINAL; FEMALE SPADE, 7.2mm SUITABLE CONNECTORS:-		
OUTLINE	TYPE	PART NO
63	PACKARD	15248414
TERMINAL; FEMALE SPADE, 9.5mm SUITABLE CONNECTORS:-		
OUTLINE	TYPE	PART NO
64	RISTS	08384661
65	MERIT	15256598
TERMINAL; FEMALE SPADE, 1.6mm SUITABLE CONNECTORS:-		
OUTLINE	TYPE	PART NO
66	AMPL. IVERSAL	15231994







TERMINAL; FEMALE SPADE, 2.6mm SUITABLE CONNECTORS:-		
OUTLINE	TYPE	PART NO
67	PACKARD	15248395
68	PACKARD	15248402
69	PACKARD	15257955
TERMINAL; FEMALE SPADE, 2.8mm SUITABLE CONNECTORS:-		
OUTLINE	TYPE	PART NO
70	A.S.L.	15257403
71	AMPL. IVERSAL	15257956
72	AMPL. IVERSAL	15257957




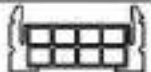


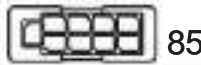
	61	MERIT	15256597
--	----	-------	----------




190-0011-8261 CONNECTORS
FROM SERIAL NO. A8251011




DRAWING NO. P9337E


P9337


TERMINAL; FEMALE SPADE, 3.7mm SUITABLE CONNECTORS;- 		
OUTLINE	TYPE	PART NO
 73	PACKARD	15248438
 74	PACKARD	15248446
 75	PACKARD	15248445
 76	PACKARD	15250882
TERMINAL; FEMALE SPADE, 4.7mm SUITABLE CONNECTORS;-		
OUTLINE	TYPE	PART NO
 77	RISTS	15236379
TERMINAL; MALE SPADE, 1.5mm SUITABLE CONNECTORS;-		

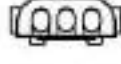
TERMINAL; MALE SPADE, 2.8mm SUITABLE CONNECTORS;- 		
OUTLINE	TYPE	PART NO
 80	AMPL IVERSAL	15257962
 81	AMPL IVERSAL	15257963
TERMINAL; MALE SPADE, 6.4mm SUITABLE CONNECTORS;-		
OUTLINE	TYPE	PART NO
 82	AMPL IVERSAL	15236536
 83	AMPL IVERSAL	15231994
 84	AMPL IVERSAL	09376000
 85	BULKHEAD	09384685
TERMINAL; MALE SPADE, 9.5mm SUITABLE CONNECTORS;-		

TERMINAL; MALE SPADE, 6.0mm SUITABLE CONNECTORS;- 		
OUTLINE	TYPE	PART NO
 87	AMPL IVERSAL	15254307
 88	AMPL IVERSAL	15254305

TERMINAL; PIN, PACKARD SUITABLE CONNECTORS;-		
OUTLINE	TYPE	PART NO
 89	PACKARD	15248426
 90	PACKARD	15250805
 91	PACKARD	15250869

OUTLINE	TYPE	PART NO
 78	PACKARD	15257490


OUTLINE	TYPE	PART NO
 86	BULKHEAD	15230805


 92	PACKARD	15255037
---	---------	----------


190-0011-8261 CONNECTORS
FROM SERIAL No. A8251011



DRAWING NO. P9337F


P9337

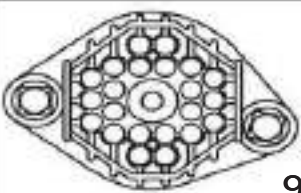


TERMINAL; FEMALE SPADE, 6.0mm
SUITABLE CONNECTORS;- 

OUTLINE	TYPE	PART NO
 93	AMPLIVERSAL	15254386




TERMINAL; PIN/SOCKET, CANNON
SUITABLE CONNECTORS;- 

 98	CANNON (10)	15234478
 99	CANNON (10)	15234479

TERMINAL; SOCKET, PACKARD
SUITABLE CONNECTORS;- 

OUTLINE	TYPE	PART NO
 94	PACKARD	15248438
 95	PACKARD	15253703
 96	PACKARD	15230847

TERMINALS SUPPLIED OR NOT REQ'D
SUITABLE CONNECTORS;-

OUTLINE	TYPE	PART NO
 100	DIN 43650	15232817
 101		09241277
 102	SUCD	09241277

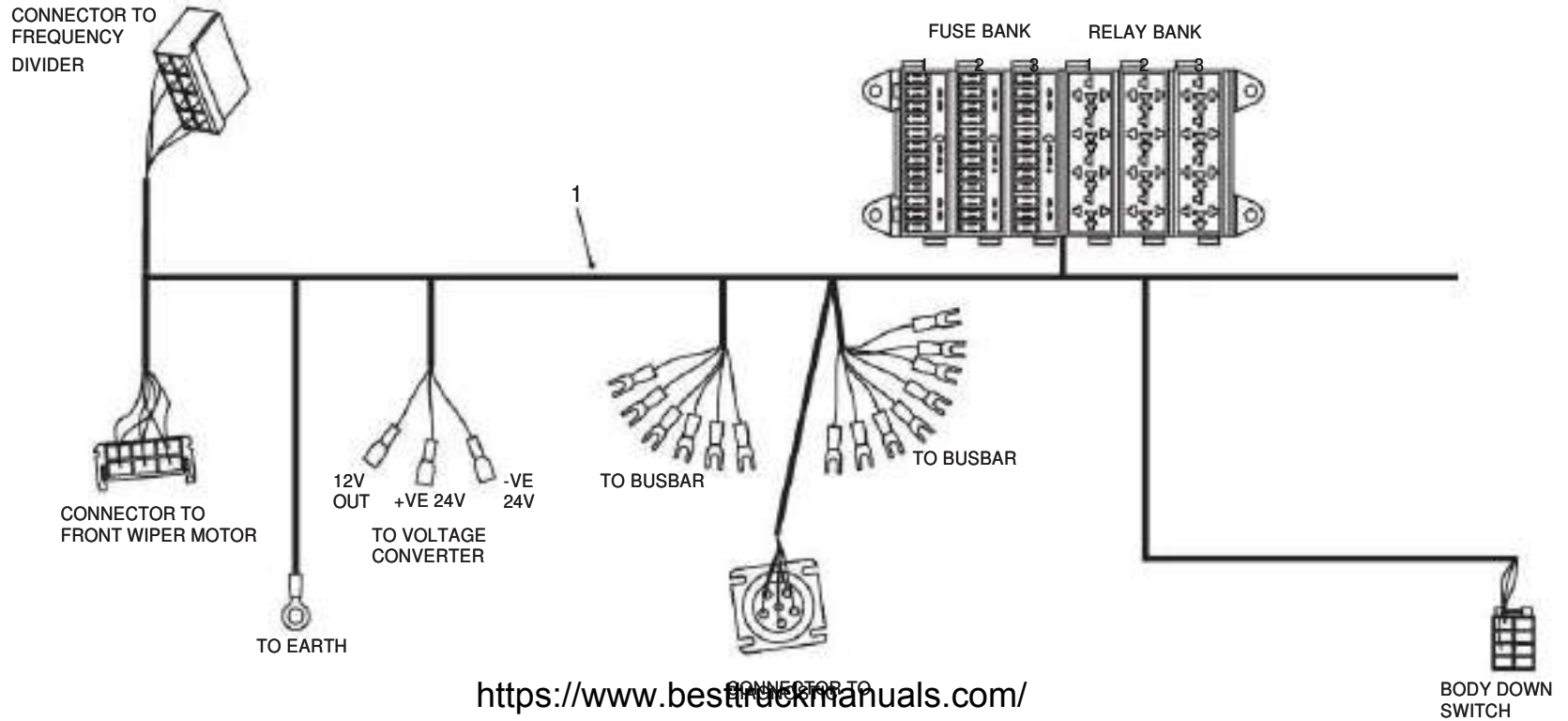
	97	PACKARD	15248424		103	A. B. CONTROLS	09380580
---	----	---------	----------	--	-----	----------------	----------

190-0030-8261 CABLES/HARNESSES-CAB
FROM SERIAL NO. A8251011

DRAWING NO. P11150A

P11150

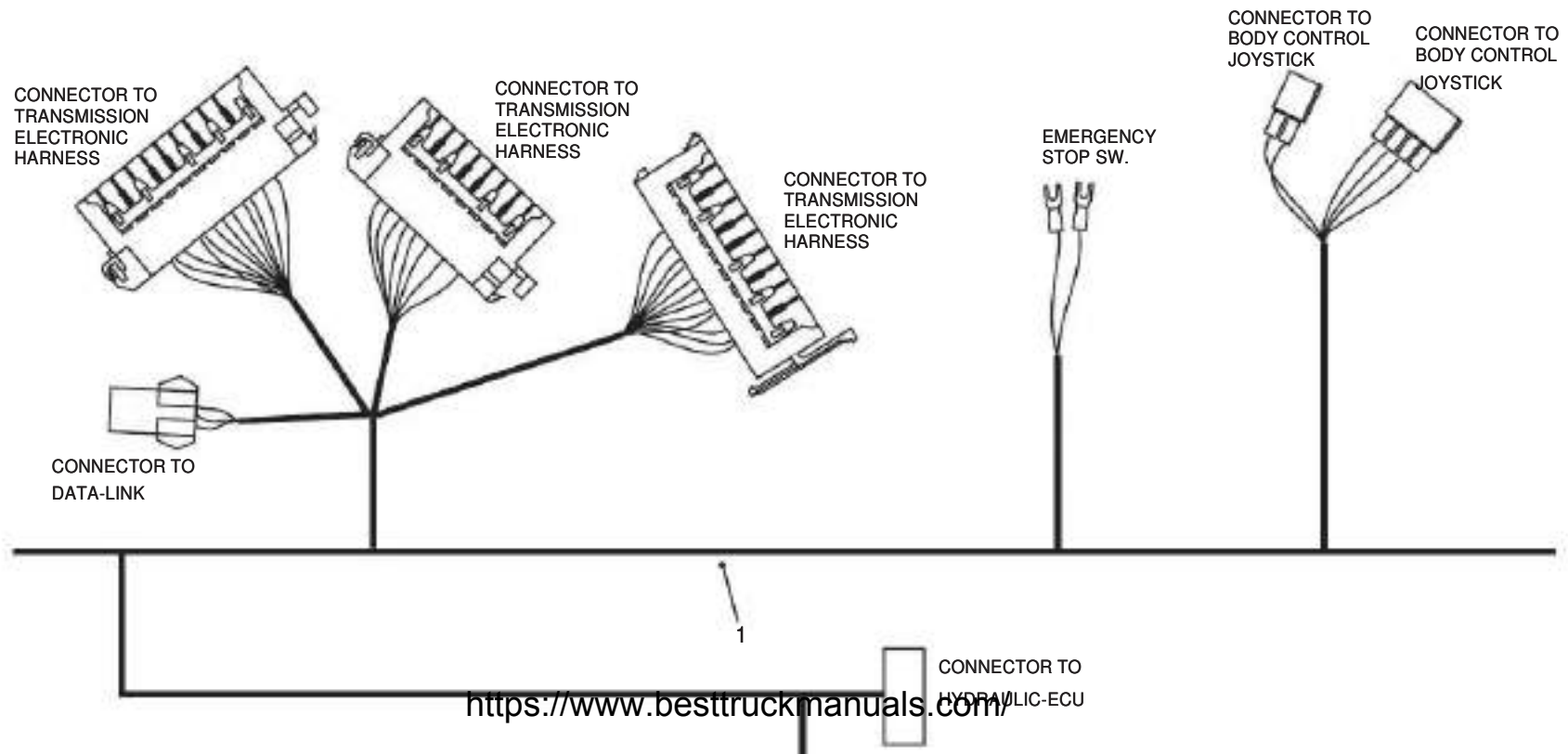
FUSES AND RELAYS
REF. SEC 260-0080



190-0030-8261 CABLES/HARNESSES-CAB
FROM SERIAL NO. A8251011

DRAWING NO. P11150B

P11150



CONNECTOR TO
HYDRAULIC-ECU
DIAGNOSTIC

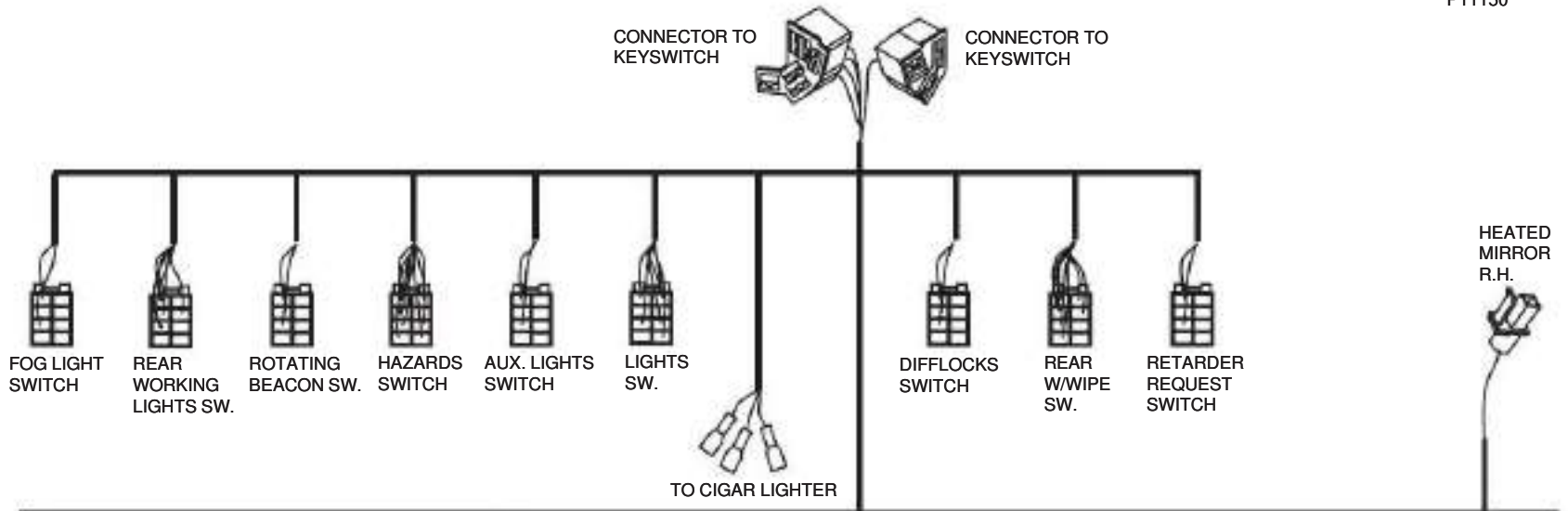


SHEET 2

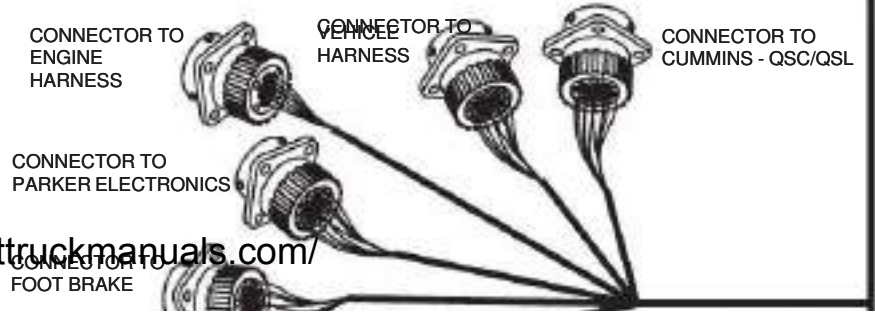
190-0030-8261 CABLES/HARNESSES-CAB
FROM SERIAL NO. A8251011

DRAWING NO. P11150C

P11150



1



CONNECTOR TO
TRANSMISSION
HARNESS

190-0030-8261 CABLES/HARNESSES-CAB
FROM SERIAL NO. A8251011

DRAWING NO. P11150D

P11150

CONNECTOR TO
CALADRO
PEDAL



CONNECTOR TO
MICRO BRAKE
PEDAL

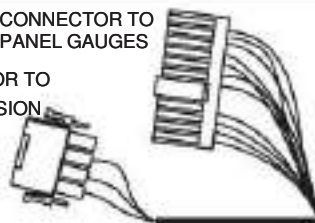
CONNECTOR TO
COLUMN SWITCH



CONNECTOR TO
COLUMN SWITCH

CONNECTOR TO
PANEL GAUGES

CONNECTOR TO
TRANSMISSION
V D U




RADIATOR FAN
DIODE BLOCK

INDICATOR
DIODE BLOCK



CONNECTOR TO
PANEL WARNING
LIGHTS

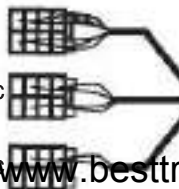
CONNECTOR TO
CAB
MANUFACTURER
HARNESS



HEATED MIRROR
SWITCH

QSM DIAGNOSTIC
ON-OFF SWITCH

QSM DIAGNOSTIC
IND. SWITCH



RADIO SPEAKERS

RADIO POWER



<https://www.besttruckmanuals.com/>

CONNECTOR TO
FRONT WIPER



CONNECTOR TO
AIR CONDITIONER

SHEET 4

-VE
HANDLAMP

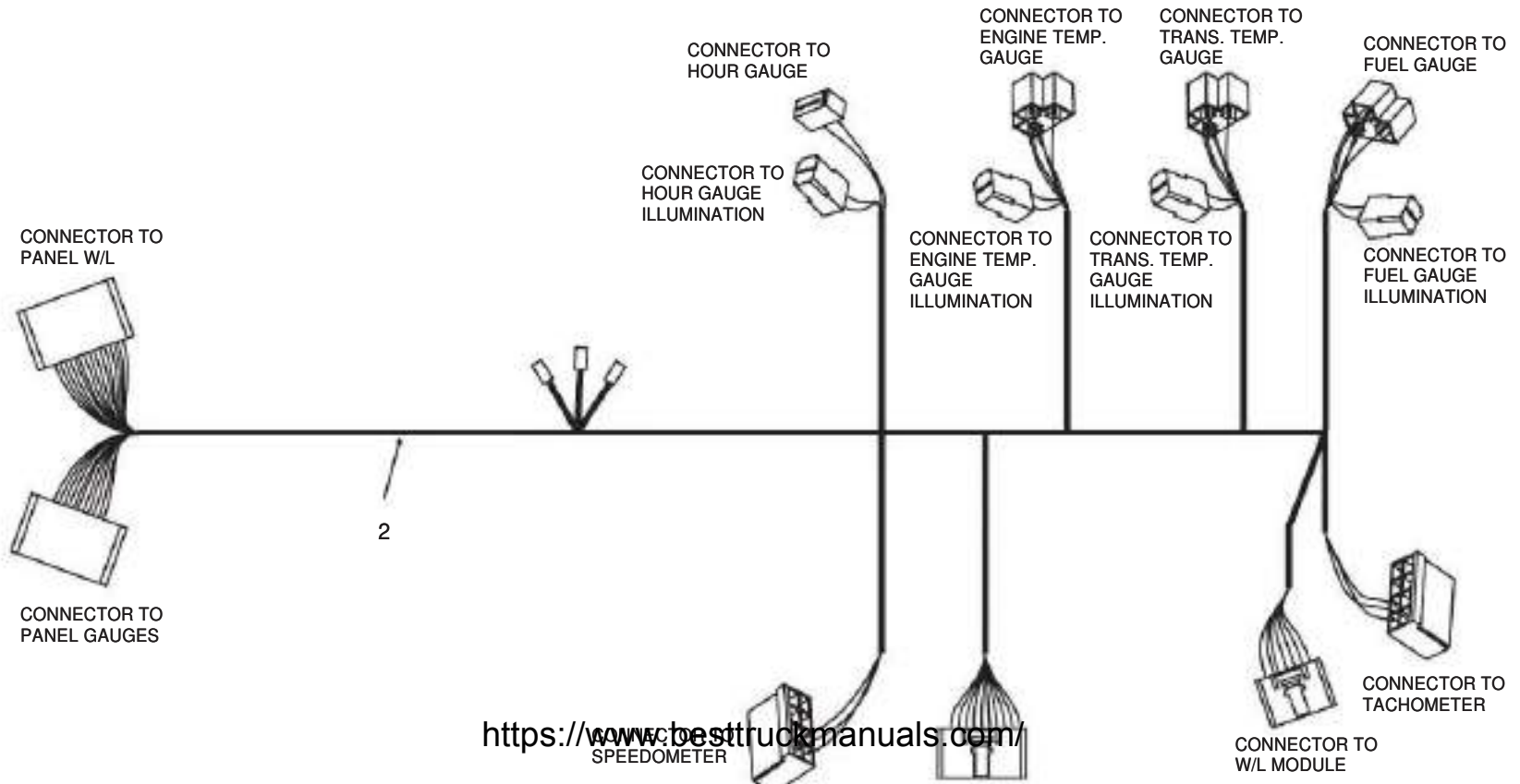
MOTOR

HEATED
MIRROR
L.H.

190-0030-8261 CABLES/HARNESSES-CAB
FROM SERIAL NO. A8251011

DRAWING NO. P11150E

P11150



2

<https://www.besttruckmanuals.com/>

190-0030-8261 CABLES/HARNESSES-CAB
FROM SERIAL NO. A8251011

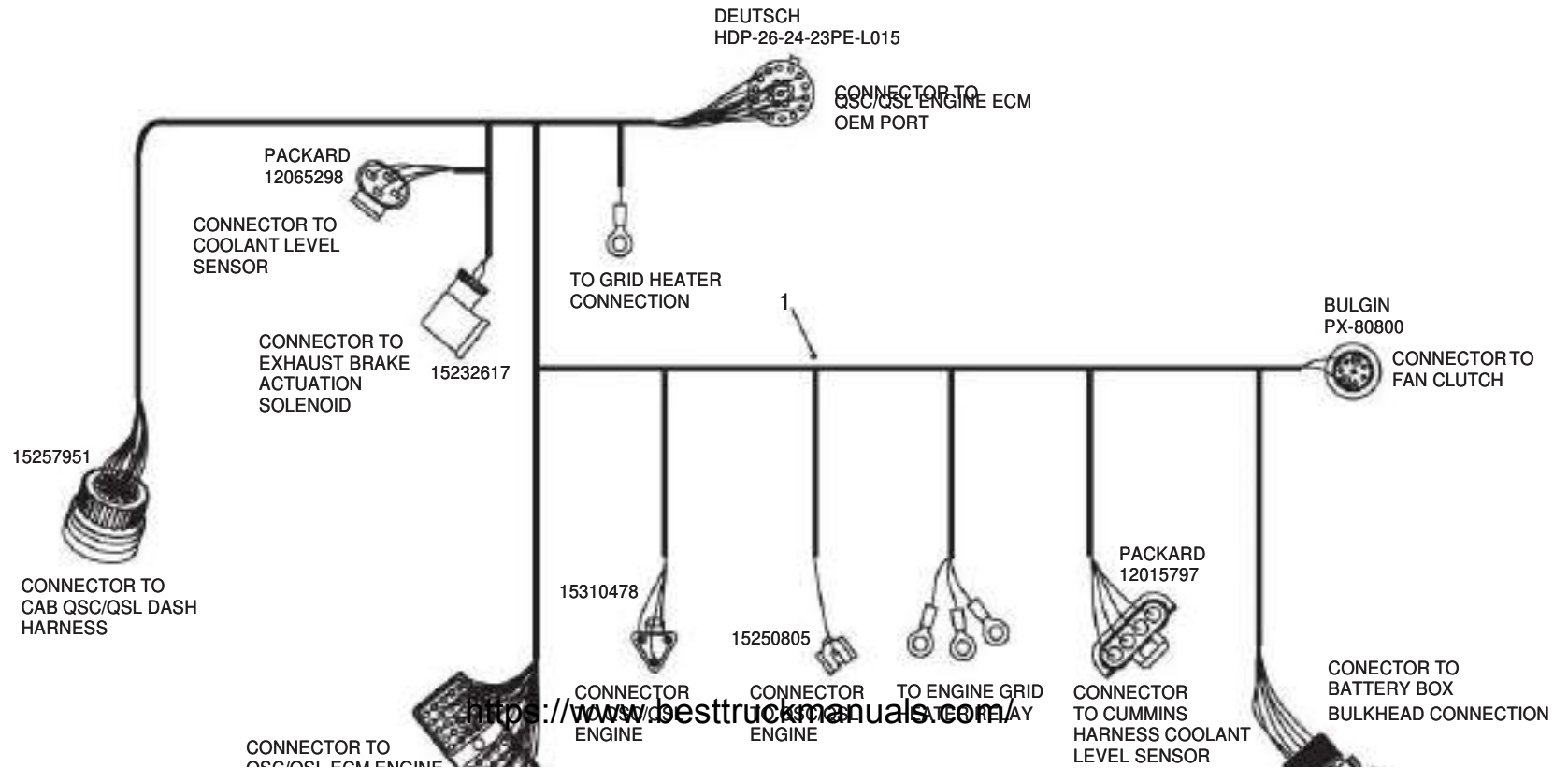
NC	REF	QTY	PART NO.	DESCRIPTION	SER.NO. FROM	SER.NO. TO
----	-----	-----	----------	-------------	-----------------	---------------

001	001		15311222	HARNESS-DASH QSC		
002	001		15311215	HARNESS-INST PANEL		

190-0040-8261 CABLES/HARNESSES-CHASS/ENG
FROM SERIAL NO. A8251011

DRAWING NO. P11151A

P11151



<https://www.besttruckmanuals.com/>

QSC/QSL ECM ENGINE
OEM PORT

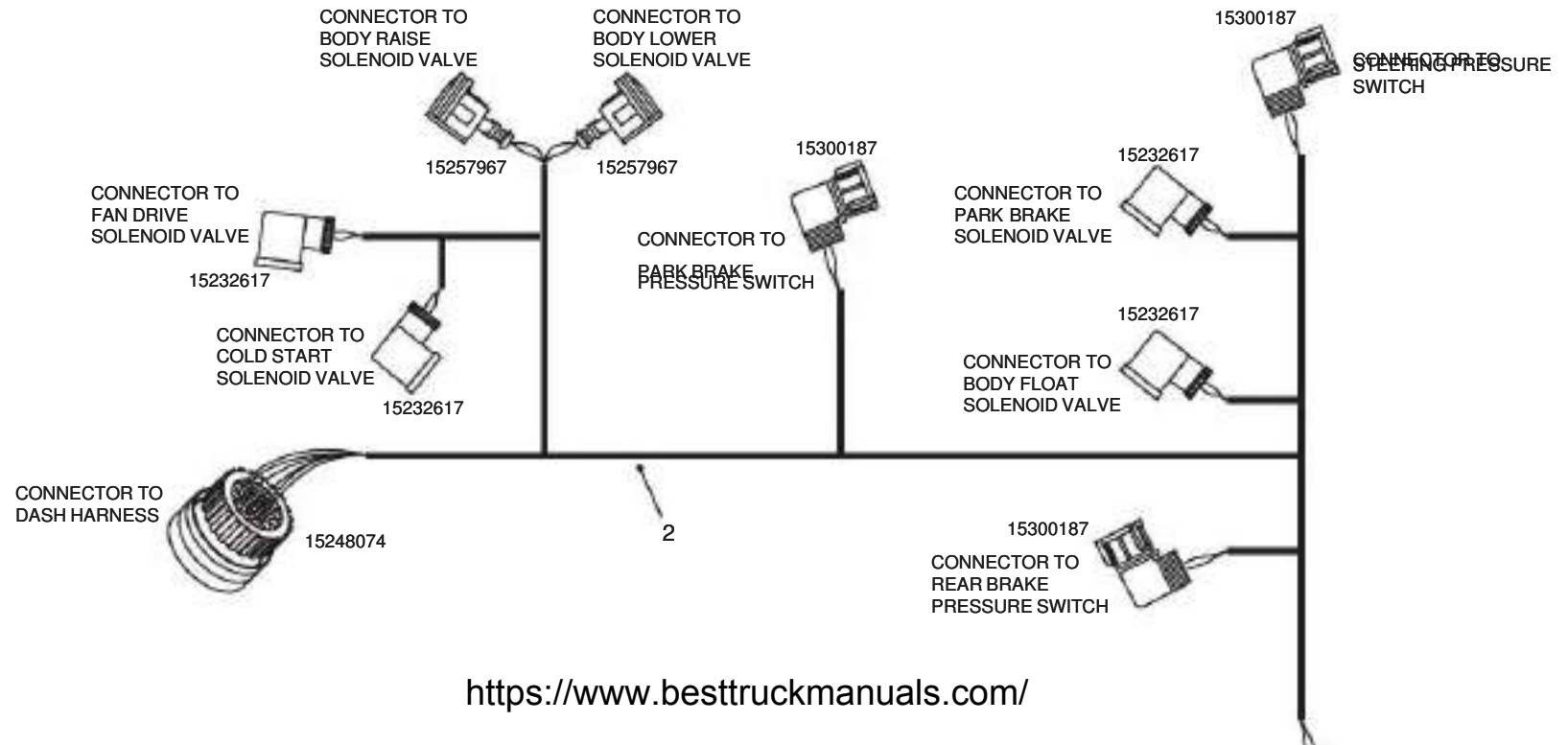
DEUTSCH DRC26-50S-01

15255083

190-0040-8261 CABLES/HARNESSES-CHASS/ENG
FROM SERIAL NO. A8251011

DRAWING NO. P11151B

P11151



CONNECTOR TO
FRONT BRAKE
PRESSURE SWITCH 15300187

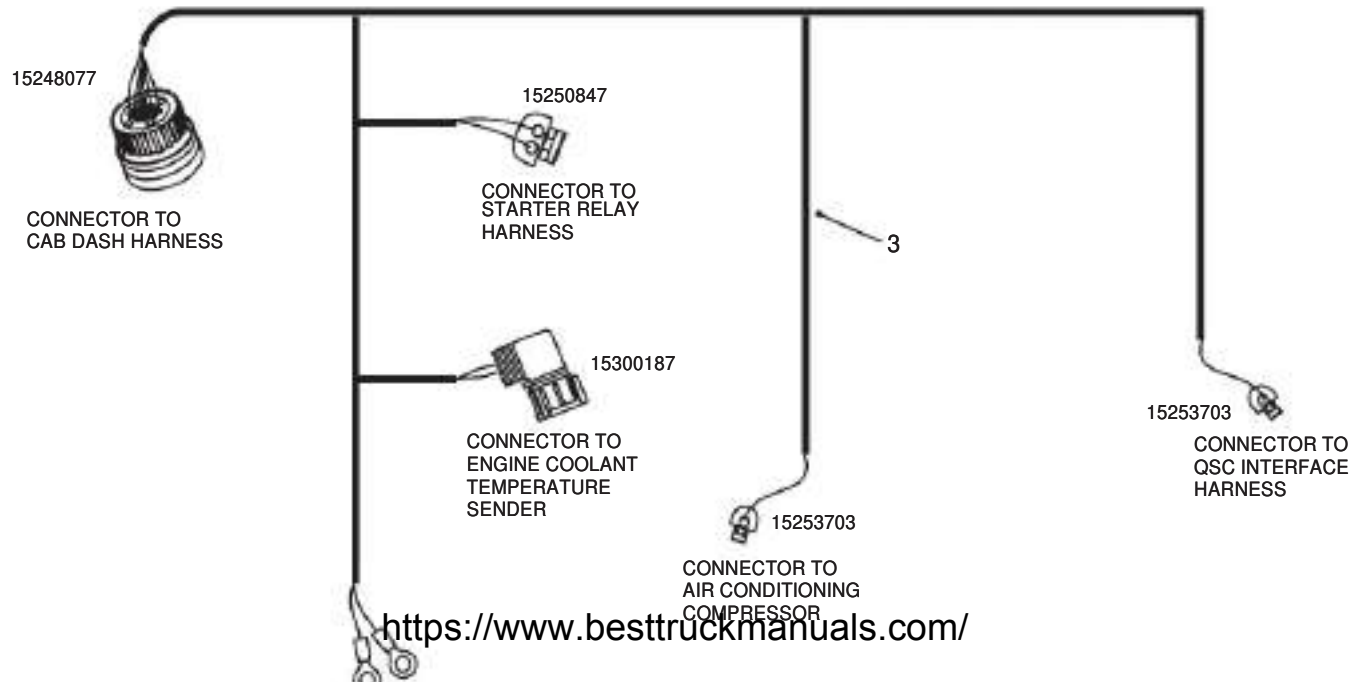


R1 04/03 (ECN 105548)

190-0040-8261 CABLES/HARNESSES-CHASS/ENG
FROM SERIAL NO. A8251011

DRAWING NO. P11151C

P11151



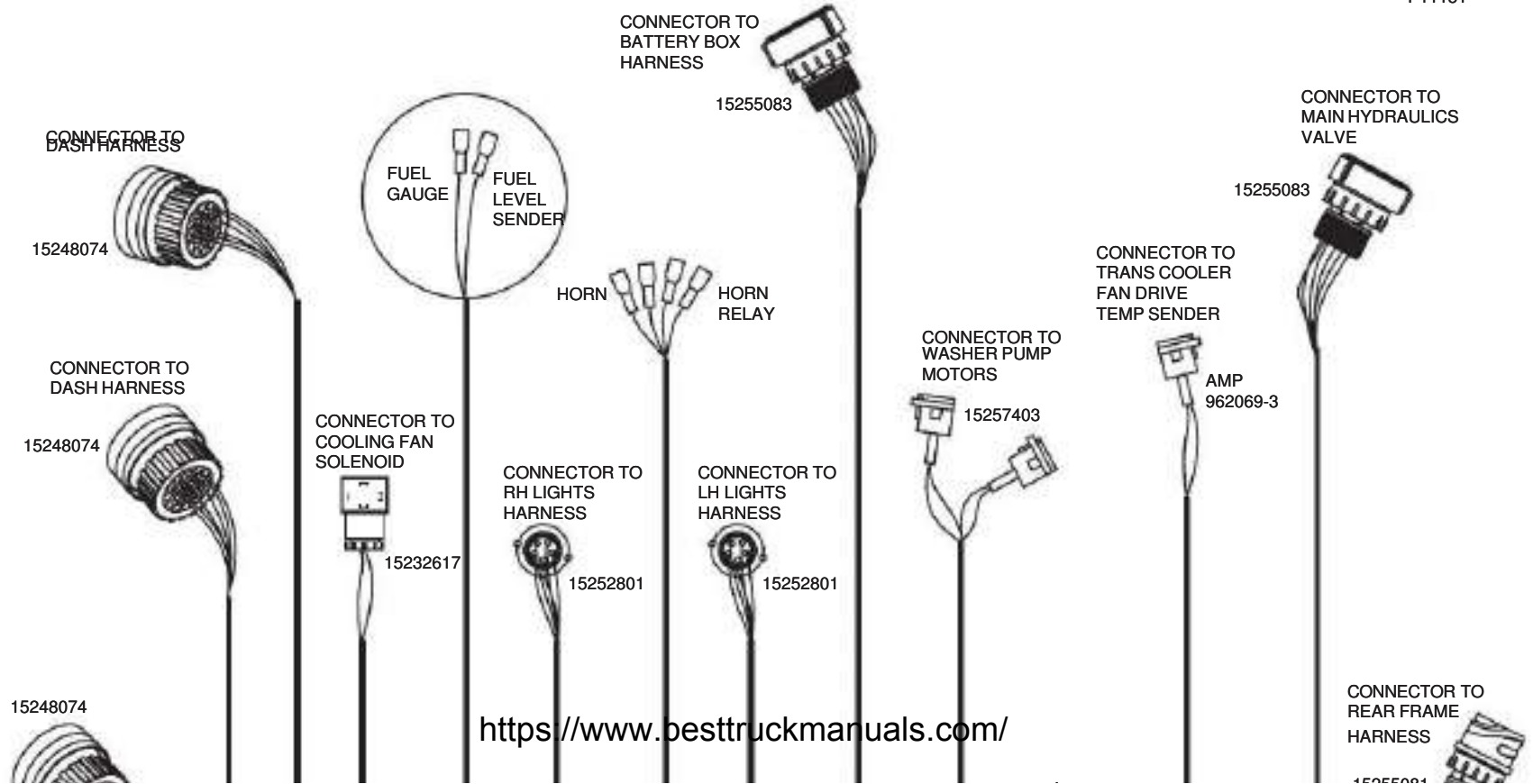
TO ALTERNATOR

R1 04/03 (ECN 105548)

190-0040-8261 CABLES/HARNESSES-CHASS/ENG
FROM SERIAL NO. A8251011

DRAWING NO. P11151D

P11151



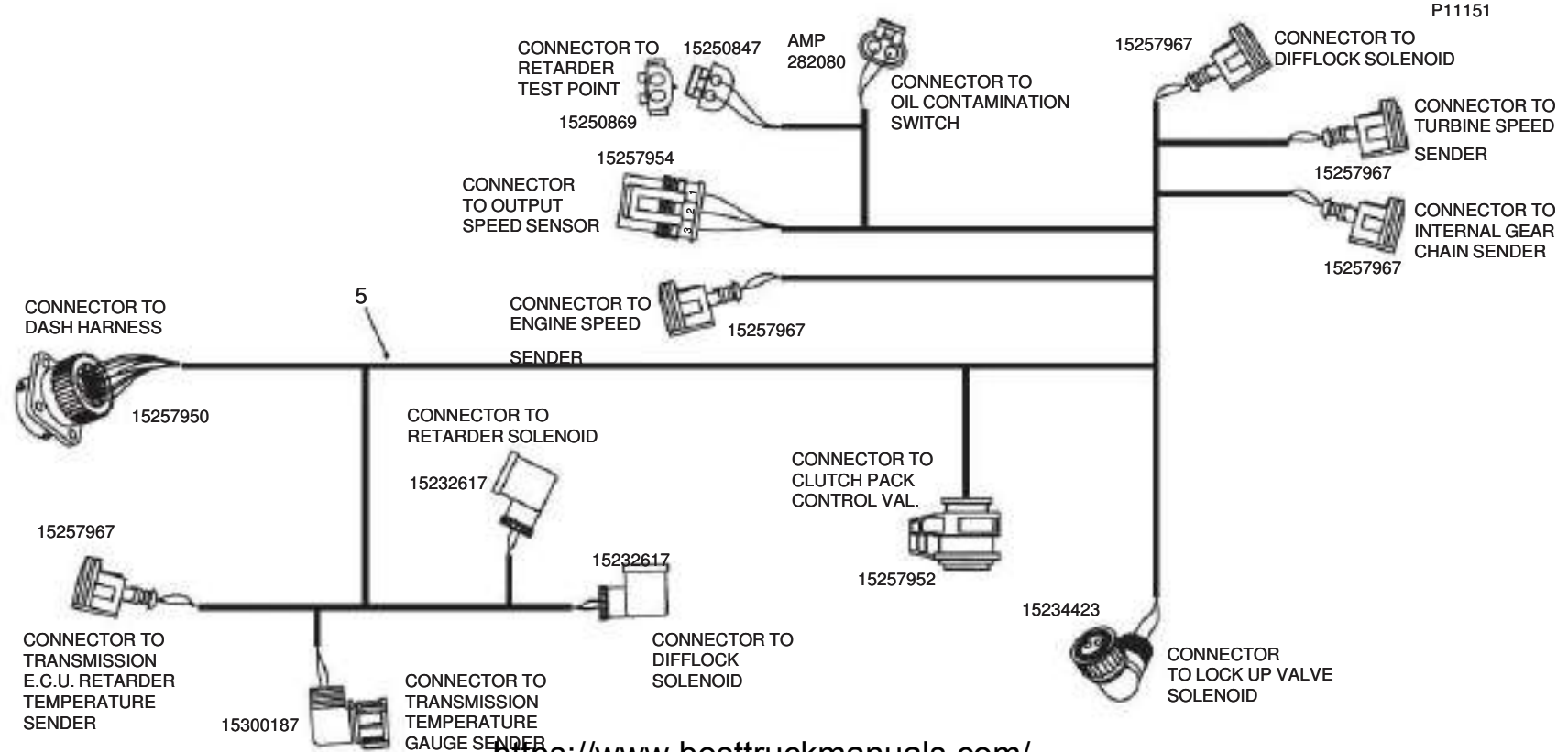


CONNECTOR TO DASH HARNESS

R1 04/03 (ECN 105548)

190-0040-8261 CABLES/HARNESSES-CHASS/ENG
FROM SERIAL NO. A8251011

DRAWING NO. P11151E



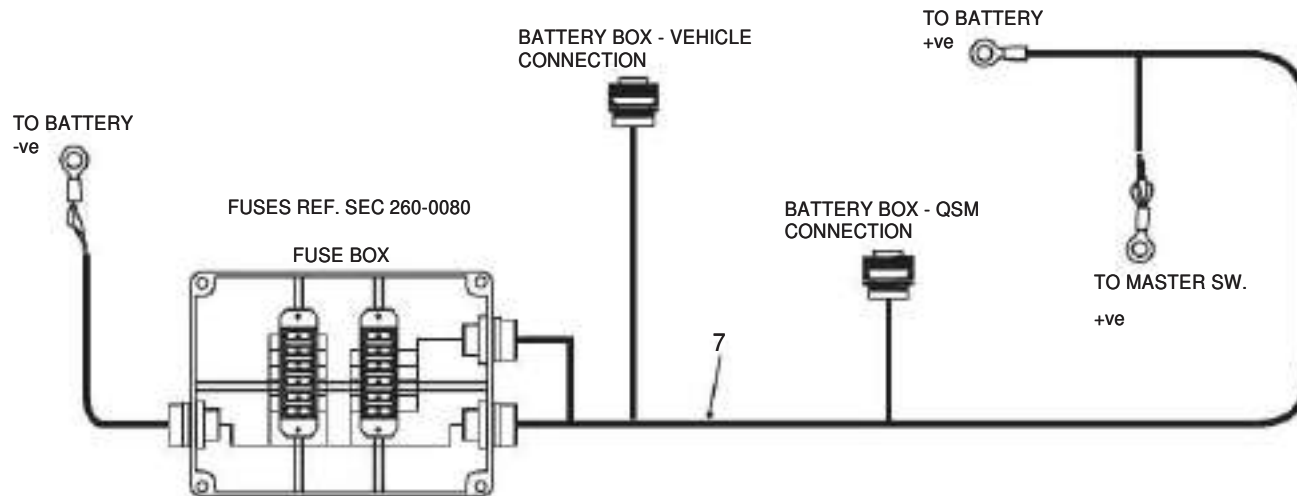
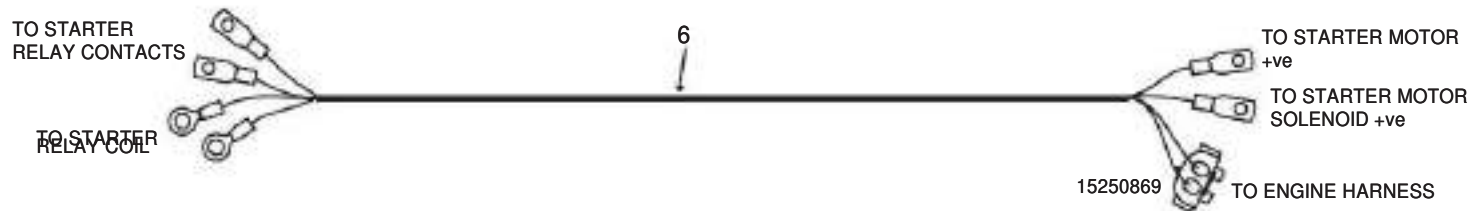


R1 04/03 (ECN 105548)

190-0040-8261 CABLES/HARNESSES-CHASS/ENG
FROM SERIAL NO. A8251011

DRAWING NO. P11151F

P11151





190-0040-8261 CABLES/HARNESSES-CHASS/ENG
 FROM SERIAL NO. A8251011

NC	REF	QTY	PART NO.	DESCRIPTION	SER.NO. FROM	SER.NO. TO
001	001		15311216	HARNES-ENG INTERFACE		
002	001		15313871	HARNES-HYDRAULICS		
003	001		15311220	HARNES-ENGINE QSC		
004	001		15314112	HARNES-FRONT FRAME	A8251011	A8251050
004	001		15316867	HARNES-FRONT FRAME	A8251051	
005	001		15313809	HARNES-TRANS		
006	001		15303766	HARNES-START RELAY		
007	001		15311223	HARNES-BATT BOX		
008	001		15311231	HARNES-JUMP (RETARDER)		

R1 04/03 (ECN 105548)

THIS PAGE IS INTENTIONALLY LEFT BLANK

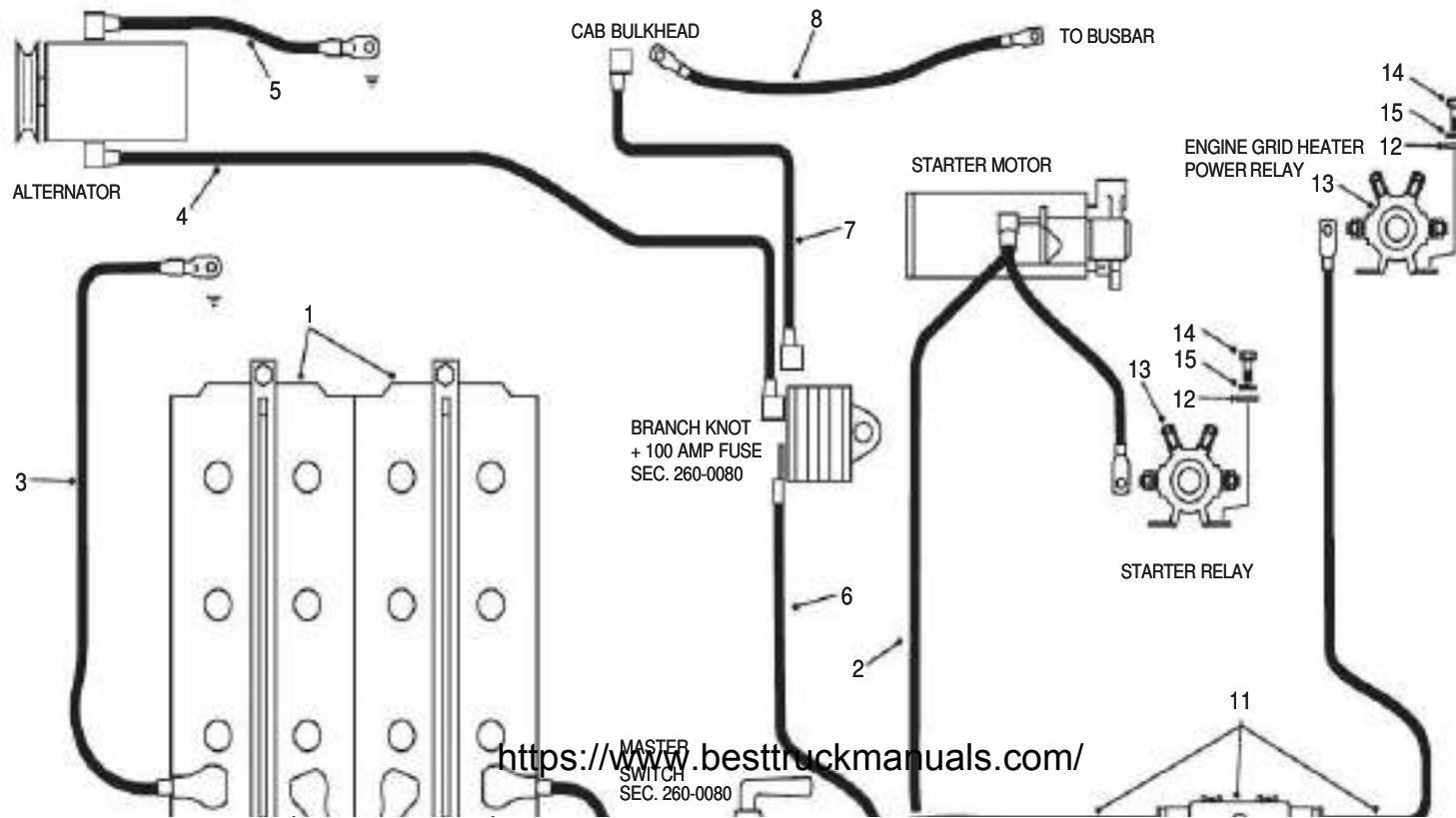
<https://www.besttruckmanuals.com/>

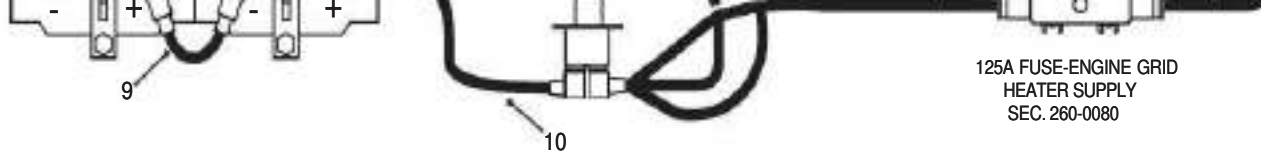
R2 01/04 (ECN 10522, SER CORR)

190-0070-8261 BATTERY AND CABLES
FROM SERIAL NO. A8251011

DRAWING NO. P11038

P11038





190-0070-8261 BATTERY AND CABLES
FROM SERIAL NO. A8251011

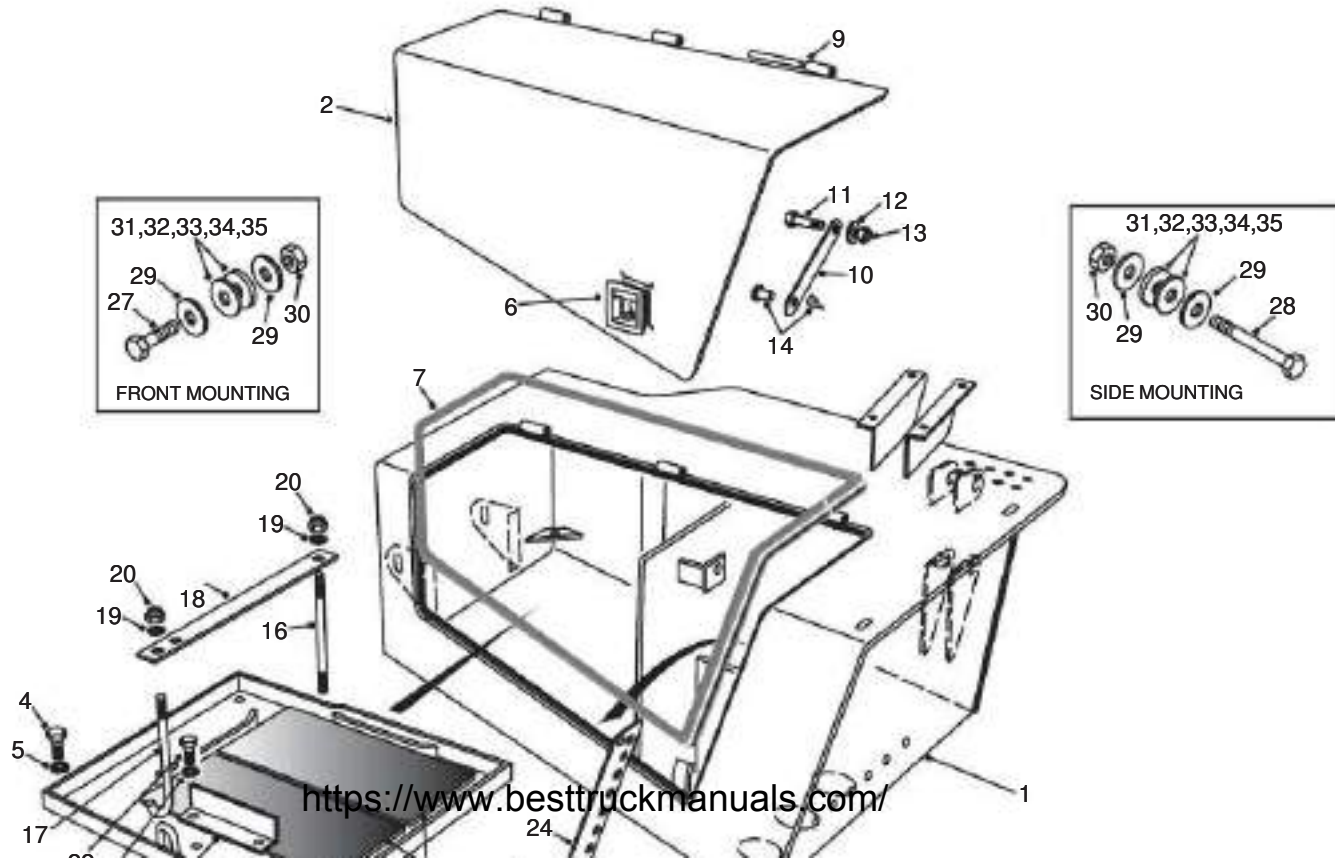
NC	REF	QTY	PART NO.	DESCRIPTION	SER.NO. FROM	SER.NO. TO
001	002		15226158	BATTERY		
002	001		15315310	CABLE-M/SWT TO STARTER		
003	001		15314218	CABLE-BATT TO EARTH		
004	001		15315308	CABLE-ALT TO 100A FUSE		
005	001		15315309	CABLE-ALT TO EARTH		
006	001		15314221	CABLE-M/SWT TO B/KNOT		
007	001		15314222	CABLE-CAB B/H-100A FUSE		
008	001		15314223	CABLE-CAB B/H-BUSBAR		
009	001		15230097	CABLE-INTER BATTERY		
010	001		15314216	CABLE-BATT+VE TO M/SWT		
011	001		15316792	FUSE/CABLE ASSY		
012	004		07160630	WASHER		
013	002		15305862	STARTER SOLENOID		
014	004		06350612	SCREW		
015	004		07150615	WASHER		

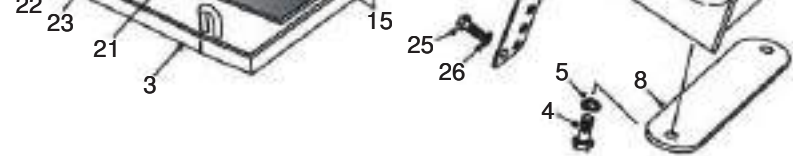
R2 01/04 (ECN 105522, SER CORR)

190-0080-8261 BATTERY MOUNTING
FROM SERIAL NO. A8251011 TO A8251013

DRAWING NO. P11016

P11016





190-0080-8261 BATTERY MOUNTING

SERIAL NO. RANGE A8251011 TO A8251013

NC	REF	QTY	PART NO.	DESCRIPTION	SER.NO. FROM	SER.NO. TO
----	-----	-----	----------	-------------	-----------------	---------------

001	001		15313289	BATTERY BOX ASSY		
002	001		15313288	.DOOR ASSY-BATTERY BOX		
003	001		15313336	.TRAY ASSY-BATTERIES		
004	006		06350825	.BOLT		
005	006		07160830	.LOCKWASHER		
006	001		15313435	.LATCH ASSY		
007	002		15229899	.SEAL		
008	001		15313989	.PLATE-COVER		
009	002		09383371	.HINGE		
010	001		15314045	.PLATE-DOOR PROP		
011	001		06441040	.BOLT		
012	001		07151020	.WASHER		
013	001		06471001	.LOCKNUT		
014	001		15314046	.CLEVIS PIN & CLIP		
015	002		09140612	PAD		
016	002		15313383	ROD		
017	002		15313382	BOLT-HOOK		
018	002		15311911	PAD-CLAMP		
019	004		00106263	WASHER		
020	004		00274208	LOCKNUT		
021	001		15313384	PLATE-BATTERIES		
022	002		06350825	BOLT		
023	002		07160830	LOCKWASHER		
024	001		15316200	PLATE-DIAGNOSTIC		
025	002		00179839	BOLT		
026	002		00108580	LOCKWASHER		
027	002		06372070	BOLT		
028	002		15312959	BOLT		
029	008		09176228	WASHER-HARDENED		
030	004		06472001	NUT		

031	ASR		15312956	SHIM-3MM		
033	ASR		15312956	SHIM-2 5MM		

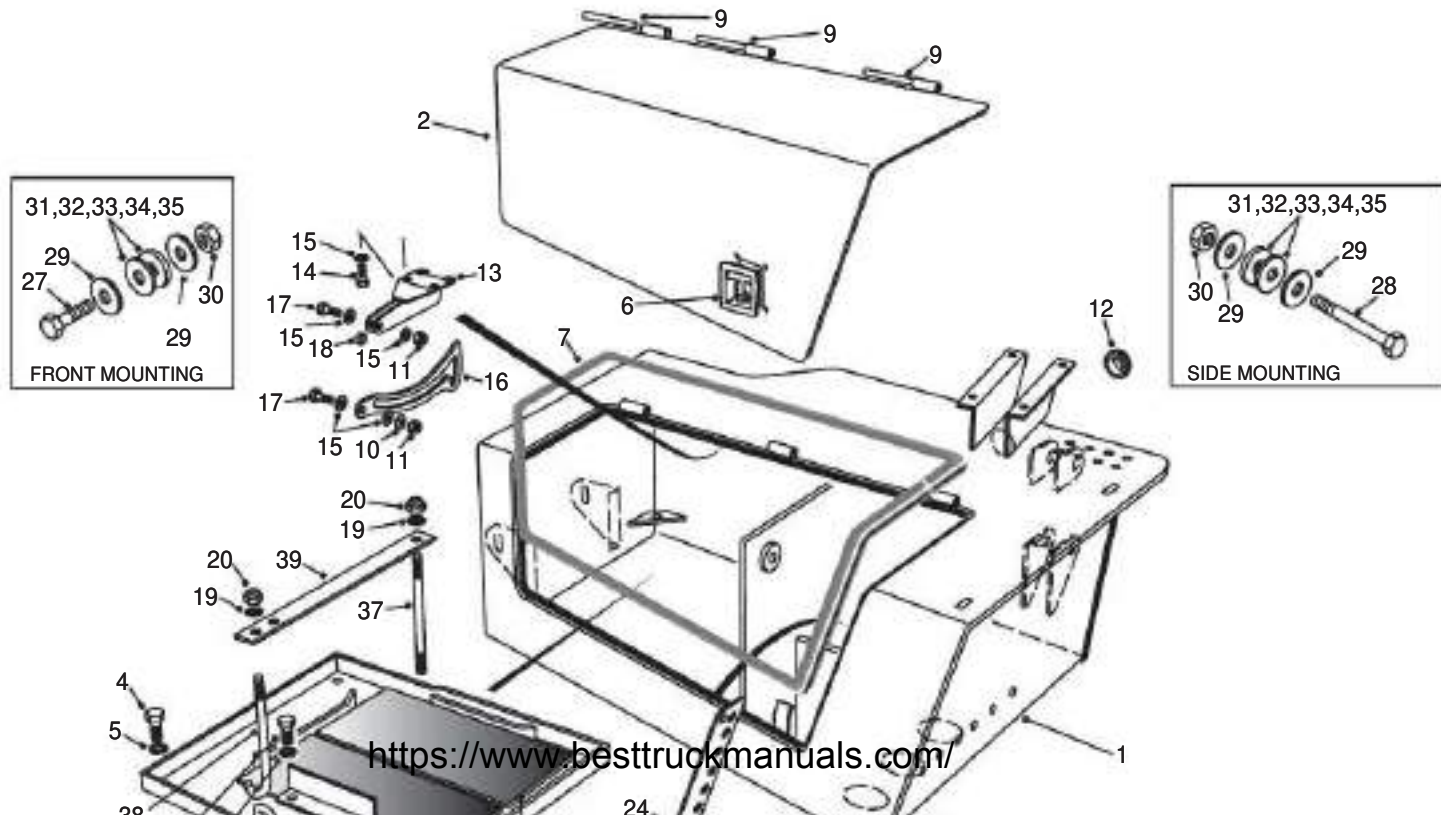
034 004 15312957 SHIM-4MM
035 004 15312958 SHIM-8MM

R2 07/03 (ECN 105522, SER CORR)

190-0080-8261 BATTERY MOUNTING
FROM SERIAL NO. A8251014

DRAWING NO. P11099

P11099





190-0080-8261 BATTERY MOUNTING
FROM SERIAL NO. A8251014

NC	REF	QTY	PART NO.	DESCRIPTION	SER.NO. FROM	SER.NO. TO
----	-----	-----	----------	-------------	-----------------	---------------

001	001		15314563	BATTERY BOX ASSY		
002	001		15314562	.DOOR ASSY-BATTERY BOX		
003	001		15313336	.TRAY ASSY-BATTERIES		
004	006		06350825	.BOLT		
005	006		07160830	.LOCKWASHER		
006	001		15313435	.LATCH ASSY		
007	ASR		15229899	.SEAL		
008	001		15313989	.PLATE-COVER		
009	003		09383371	.HINGE		
010	004		15314691	.WASHER - THRUST		
011	002		06471001	.LOCKNUT		
012	001		15316145	.GROMMET		
013	001		15314687	.BRACKET-DOOR PROP		
014	004		06351025	.BOLT		
015	008		07181020	.WASHER		
016	001		15314683	.PLATE - PROP		
017	002		06351050	.BOLT		
018	002		15314690	.BUSH		
019	004		00106263	WASHER		
020	004		00274208	LOCKNUT		
021	001		15313384	PLATE-BATTERIES		
022	002		06350825	BOLT		
023	002		07160830	LOCKWASHER		
024	001		15316200	PLATE-DIAGNOSTIC		
025	002		00179839	BOLT		
026	002		00108580	LOCKWASHER		
027	002		06372070	BOLT		
028	002		15312959	BOLT		
029	008		09176228	WASHER-HARDENED		
030	004		06472001	NUT		

031 ASR 15312954 SHIM=3MM
032 ASR 15312955 SHIM=5MM
033 ASR 15312956 SHIM=8MM

033	ASR	15312956	SHIM-2.5MM
034	004	15312957	SHIM-4MM
035	004	15312958	SHIM-8MM
036	002	09140612	PAD
037	002	15313383	ROD
038	002	15313382	BOLT-HOOK
039	002	15311911	PAD-CLAMP

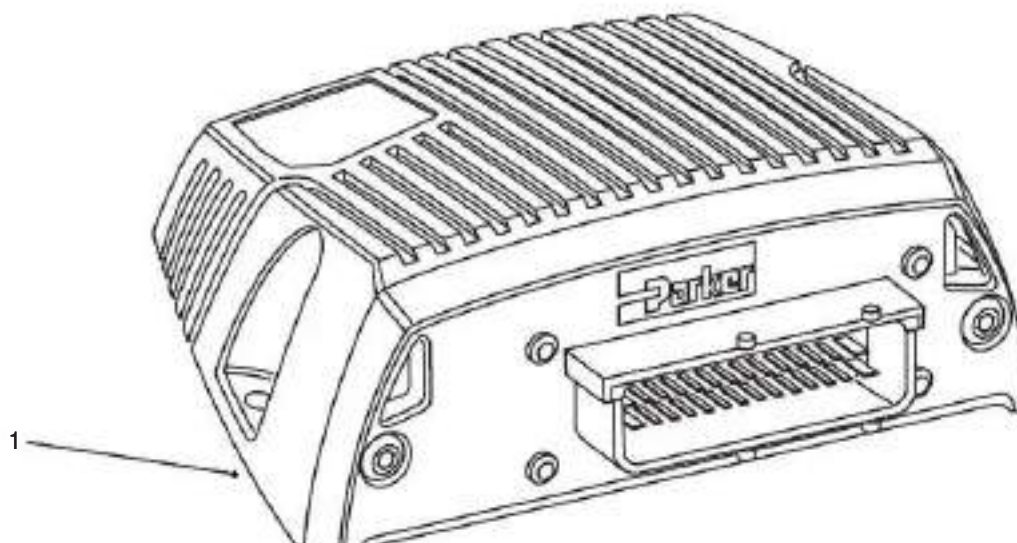
R2 07/03 (ECN 1055220, SER CORR)

R1 06/03 (ECN 105850)

190-0085-8261 ECU-HYD.SYSTEM MONITORING
FROM SERIAL NO. A8251011

DRAWING NO.P11018

P11018



190-0085-8261 ECU-HYD.SYSTEM MONITORING
FROM SERIAL NO. A8251011


NC	REF	QTY	PART NO.	DESCRIPTION	SER.NO. FROM	SER.NO. TO
----	-----	-----	----------	-------------	-----------------	---------------

A	001	001	15317474	ELECT CONTROL UNIT-HYD		
---	-----	-----	----------	------------------------	--	--

NOTES:

A PRE-SET NON SERVICEABLE ITEM

WORKING LIGHTS
SEC 260-0010



190-0100-8261 ELECTRICAL LIGHTING SYSTEM
FROM SERIAL NO. A8251011

NC	REF	QTY	PART NO.	DESCRIPTION	SER.NO. FROM	SER.NO. TO
A	001	001	15313008	HEADLAMP ASSY-LH		
	002	001	15275102	.HEADLIGHT		
	003	001	15275103	.HEADLIGHT/SIDELIGHT		
	004	001	15275929	.LAMP-INDICATOR		
	005	001	15314291	.HARNES-HEADLAMPS LH		
A	006	001	15313009	HEADLAMP ASSY-RH		
	007	001	15275102	.HEADLIGHT		
	008	001	15275103	.HEADLIGHT/SIDELIGHT		
	009	001	15275929	.LAMP-INDICATOR		
	010	001	15314292	.HARNES-HEADLAMPS RH		
	011	001	15316263	GUARD-HEADLAMPS LH		
	012	001	15316264	GUARD-HEADLAMPS RH		

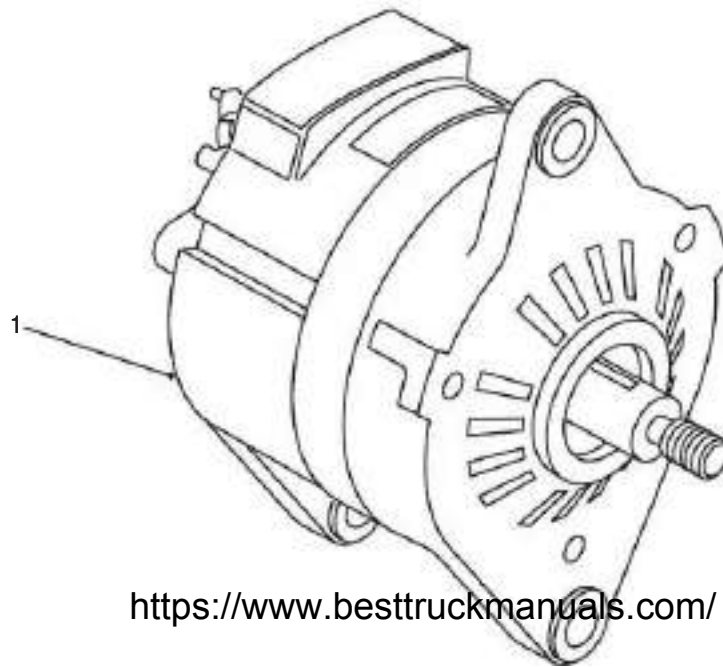
NOTES:

- A LIGHT POD ASSY SPARE BULBS:-
- 2 OFF 15275105 BULB-HEADLIGHTS
- 1 OFF 15275106 BULB-SIDELIGHT
- 1 OFF 15275930 BULB AMBER-INDICATOR

190-0110-8261 ALTERNATOR
FROM SERIAL NO. A8251011

DRAWING NO. P8145

P8145



<https://www.besttruckmanuals.com/>

190-0110-8261 ALTERNATOR
FROM SERIAL NO. A8251011

NC	REF	QTY	PART NO.	DESCRIPTION	SER.NO. FROM	SER.NO. TO
----	-----	-----	----------	-------------	-----------------	---------------

A	001	001	19010111	ALTERNATOR ASSY		
---	-----	-----	----------	-----------------	--	--

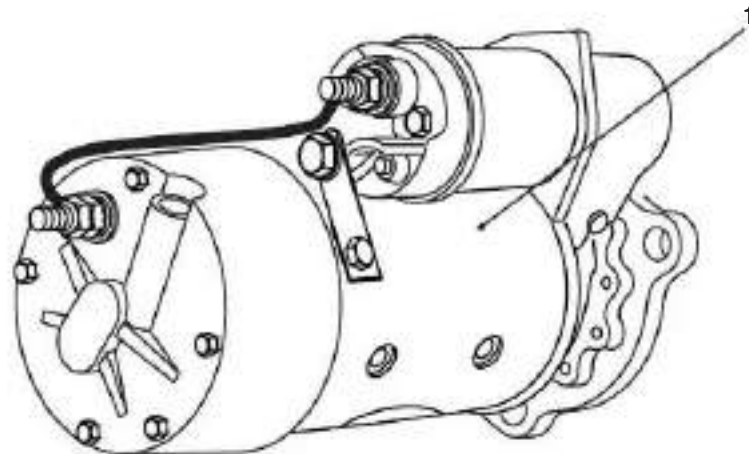
NOTES:

A- SUPPLIED WITH ENGINE

190-0120-8261 STARTER MOTOR
FROM SERIAL NO. A8251011

DRAWING NO. P7981

P7981



<https://www.besttruckmanuals.com/>

190-0120-8261 STARTER MOTOR
FROM SERIAL NO. A8251011

NC	REF	QTY	PART NO.	DESCRIPTION	SER.NO. FROM	SER.NO. TO
----	-----	-----	----------	-------------	-----------------	---------------

A	001	001	03910646	STARTER MOTOR		
---	-----	-----	----------	---------------	--	--

NOTES:

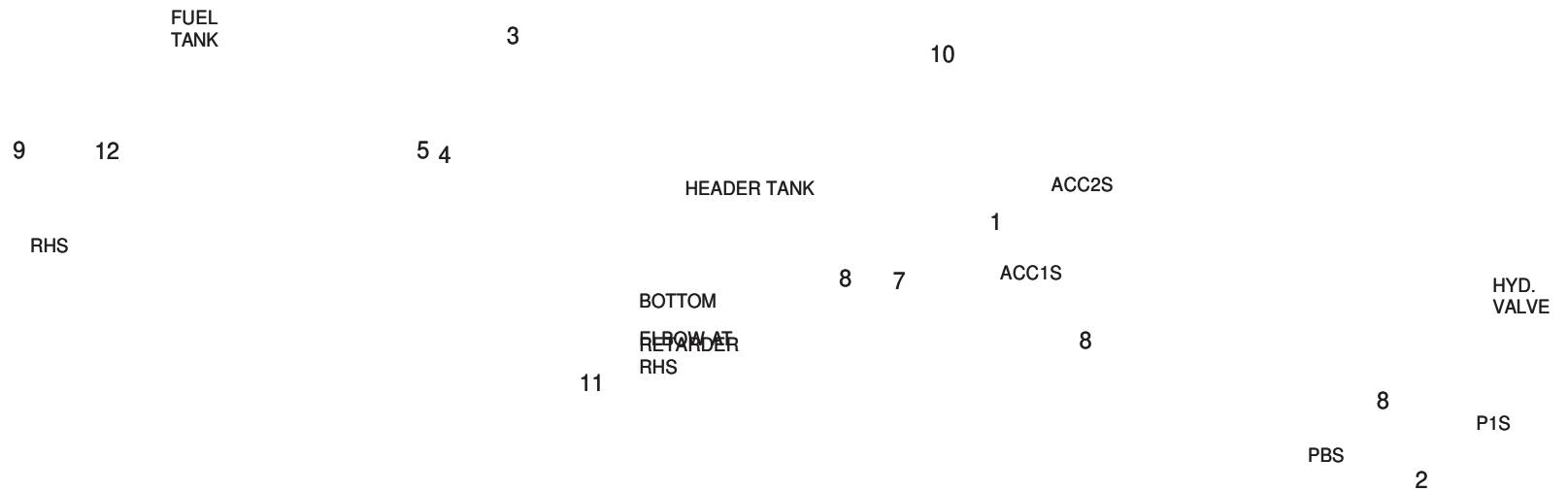
A- SUPPLIED WITH ENGINE

08/03

190-0270-8261 SWITCHES AND SENSORS
FROM SERIAL NO A8251011 TO A8251050

DRAWING NO. P11173

P11173



STARTER SOLENOID SW.

190-0270-8261 SWITCHES AND SENSORS
 FROM SERIAL NO A8251011 TO A8251050

NC	REF	QTY	PART NO.	DESCRIPTION	SER.NO. FROM	SER.NO. TO
001	002		15315757	SWITCH-PRESSURE		
002	002		15300942	SWITCH-PRESSURE		
003	001		15259304	TRANSMITTER-FUEL		
004	006		00110499	SCREW		
005	006		00106497	LOCKWASHER		
006	001		15305862	SWITCH-MAGNETIC		
007	001		15300744	SENDER-TEMPERATURE		
008	005		15227711	SEAL		
009	001		15301960	SENDER-TEMPERATURE		
010	001		15257878	SENSOR-COOLANT LEVEL		
011	001		15311233	TEMP SWITCH (TRANS)		
012	001		00144034	BUSHING		

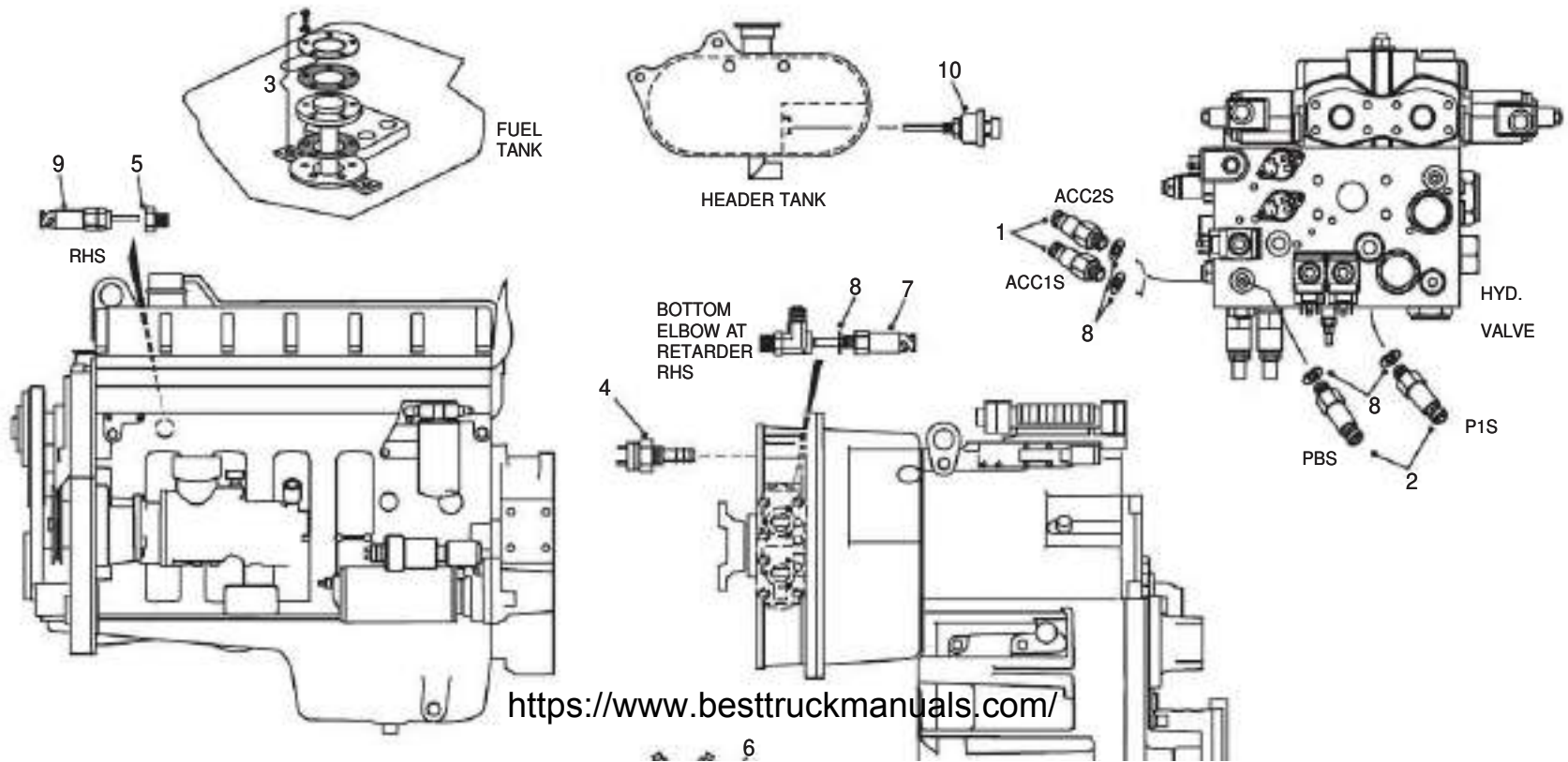
08/03

R1 08/03 (ECN 105428, SER CORR)

190-0270-8261 SWITCHES AND SENSORS
FROM SERIAL NO. A8251051

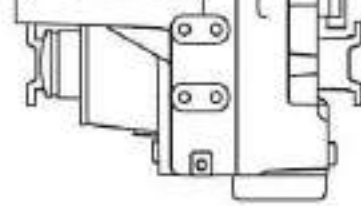
DRAWING NO. P11230

P11230





STARTER SOLENOID SW.



190-0270-8261 SWITCHES
FROM SERIAL NO A8251051

NC	REF	QTY	PART NO.	DESCRIPTION	SER.NO. FROM	SER.NO. TO
001	002		15315757	SWITCH - PRESSURE		
002	002		15300942	SWITCH-PRESSURE		
003	001		15316731	TRANSMITTER-FUEL		
004	001		15311233	TEMP SWITCH (TRANS)		
005	001		00144034	BUSHING		
006	001		15305862	SWITCH-MAGNETIC		
007	001		15300744	SENDER-TEMPERATURE		
008	005		15227711	SEAL		
009	001		15301960	SENDER-TEMPERATURE		
010	001		15257878	SENSOR-COOLANT LEVEL		

R1 08/03 (ECN 105428, SER CORR)

R2 07/04 (ECN 105577, SER CORR)


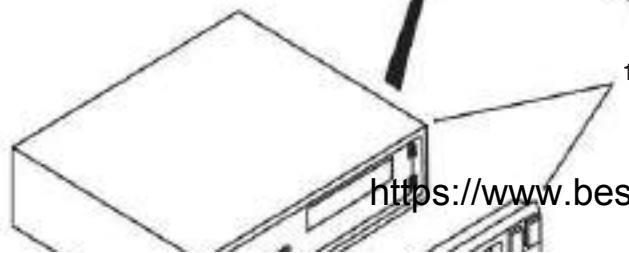
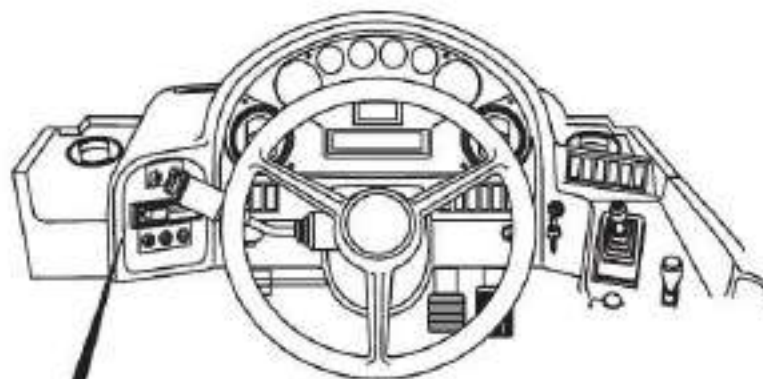
190-0300-8261 RADIO CASSETTE AND SPEAKERS
FROM SERIAL NO. A8251011

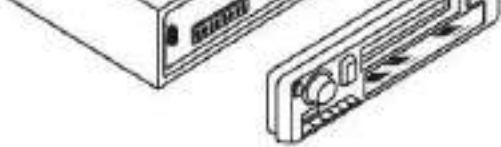
DRAWING NO. P11220

P11220



SPEAKERS
SEC. 260-0010





190-0300-8261 RADIO CASSETTE AND SPEAKERS
FROM SERIAL NO. A8251011

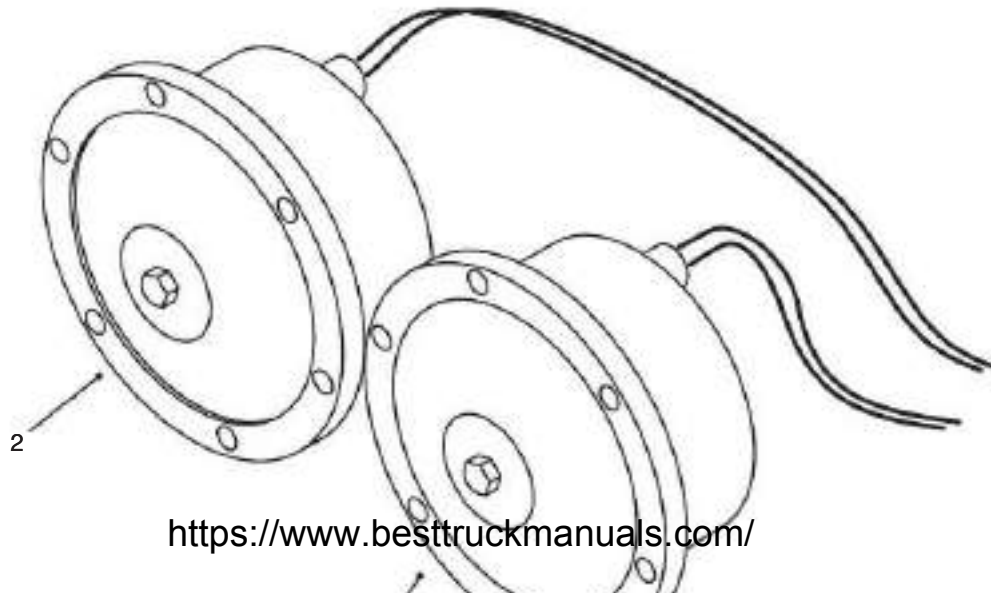
NC	REF	QTY	PART NO.	DESCRIPTION	SER.NO. FROM	SER.NO. TO
001	001		15311211	RADIO/CASSETTE 12V		
002	001		15305082	VOLTAGE CONVERTOR		

R2 07/04 (ECN 105577, SER CORR)

190-0310-8261 ELECTRICAL HORN
FROM SERIAL NO. A8251011

DRAWING NO. P9913

P9913



<https://www.besttruckmanuals.com/>



1

190-0310-8261 ELECTRICAL HORN
FROM SERIAL NO. A8251011

NC	REF	QTY	PART NO.	DESCRIPTION	SER.NO. FROM	SER.NO. TO
----	-----	-----	----------	-------------	-----------------	---------------

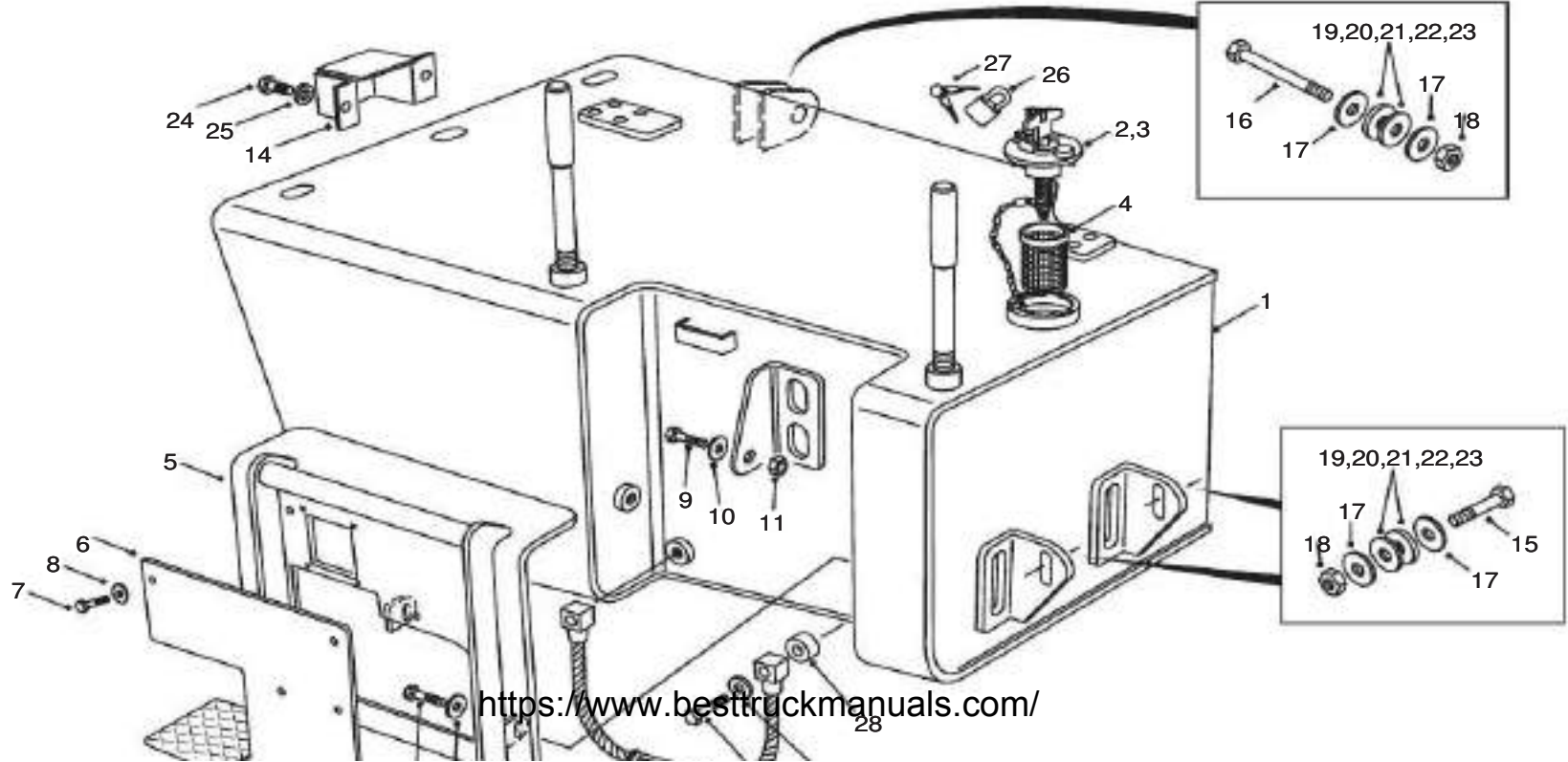
001	001		15303068	HORN		
002	001		15303069	HORN		

R2 04/03 (ECN 105375)

200-0010-8261 FUEL TANK AND MOUNTING
FROM SERIAL NO. A8251011 TO A8251050

DRAWINGNO. P11100

P11100





200-0010-8261 FUEL TANK AND MOUNTING
 FROM SERIAL NO. A8251011 TO A8251050

NC	REF	QTY	PART NO.	DESCRIPTION	SER.NO. FROM	SER.NO. TO
001	001		15314630	FUEL TANK ASSY		
002	001		15257970	.CAP ASSY-FUEL		
003	001		15271521	..CARTRIDGE-FILTER KIT		
004	001		15315651	.FUEL FILLER NECK		
005	001		15314594	STEP ASSY-FUEL TANK		
006	001		15316441	STEP-PLATE		
007	004		06350820	BOLT		
008	004		07150815	WASHER		
009	003		06351220	BOLT		
010	ASR		06151220	WASHER		
012	001		15316487	STEP-ASSY		
013	002		15240002	BOLT		
014	001		15313739	GUARD-FUEL SENDER		
015	002		06372070	BOLT		
016	002		15312959	BOLT		
017	008		09176228	WASHER-HARDENED		
018	004		06472001	NUT		
019	ASR		15312954	SHIM-3MM		
020	ASR		15312955	SHIM-6MM		
021	ASR		15312956	SHIM-2.5MM		
022	ASR		15312957	SHIM-4MM		
023	ASR		15312958	SHIM-8MM		
024	002		06350818	BOLT		
025	002		07150815	WASHER		
026	001		09268885	LOCK		
027	002		09268892	.KEY		
028	002		15316505	SPACER		

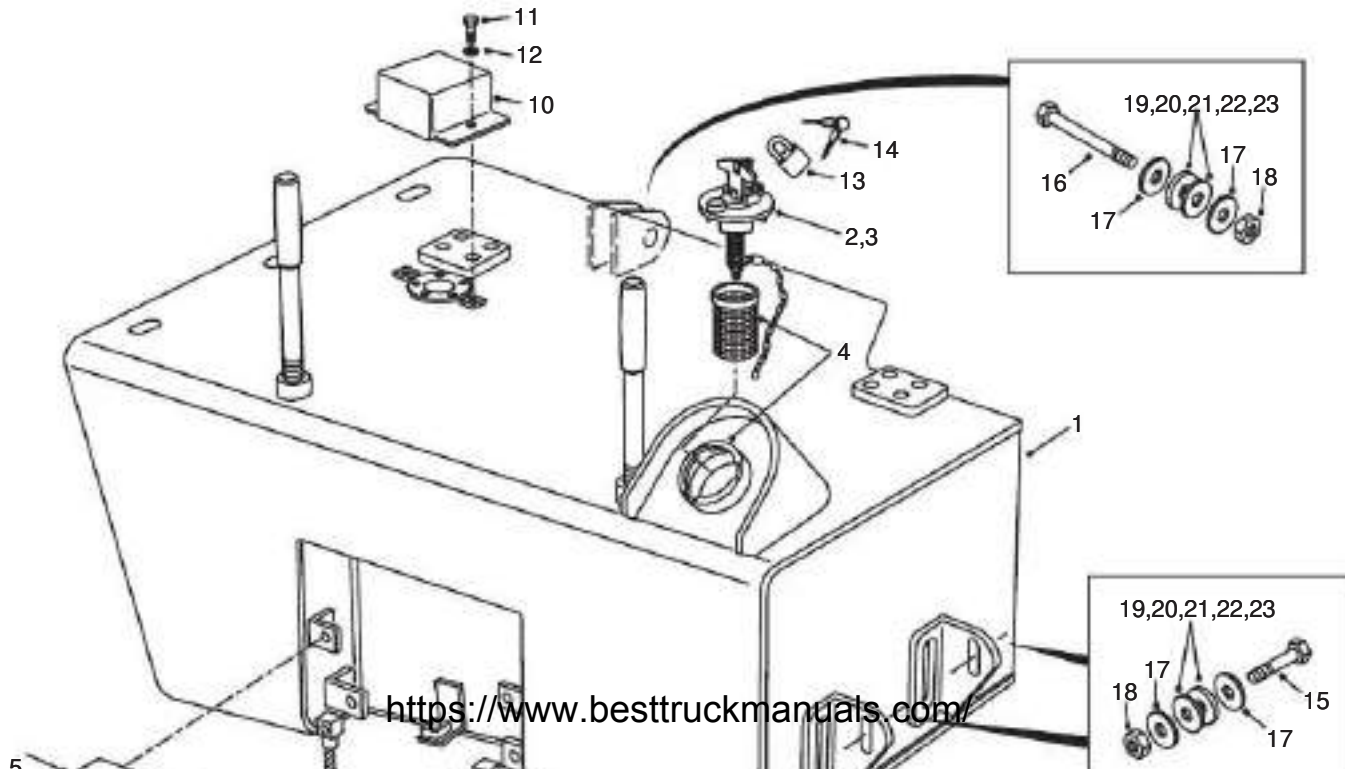
R3 01/06 (ECN 105375, SER CORR)

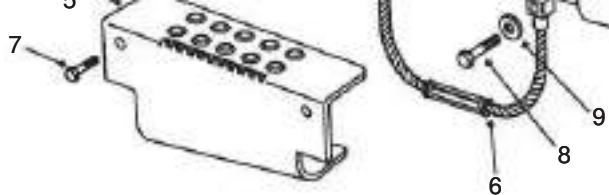
R1 04/03 (ECN 105428)

200-0010-8261 FUEL TANK AND MOUNTING
FROM SERIAL NO. A8251051

DRAWING NO P11226

P11226





200-0010-8261 FUEL TANK AND MOUNTING
 FROM SERIAL NO. A8251051

NC	REF	QTY	PART NO.	DESCRIPTION	SER.NO. FROM	SER.NO. TO
001	001		15316603	FUEL TANK ASSY-WELDED		
002	001		15257970	.CAP ASSY-FUEL		
003	001		15271521	..CARTRIDGE-FILTER KIT		
004	001		15258021	.TUBE ASSY FUEL FILLER		
005	001		15316624	STEP PLATE-FUEL TANK		
006	001		15316487	STEP ASSY		
007	003		06350825	BOLT		
008	002		06351260	BOLT		
009	002		07151220	WASHER		
010	001		15316732	COVER-FUEL SEND		
011	002		06350816	BOLT		
012	002		07150815	WASHER		
013	001		09268885	LOCK		
014	002		09268892	.KEY		
015	002		06372070	BOLT		
016	002		15312959	BOLT		
017	008		09176228	WASHER-HARDENED		
018	004		06472001	NUT		
019	ASR		15312954	SHIM-3MM		
020	ASR		15312955	SHIM-6MM		
021	ASR		15312956	SHIM-2.5MM		
022	ASR		15312957	SHIM-4MM		
023	ASR		15312958	SHIM-8MM		

R1 04/03 (ECN105428)

R1 04/03 (DRG CORR)

200-0040-8261 FUEL LINES
FROM SERIAL NO. A8251011

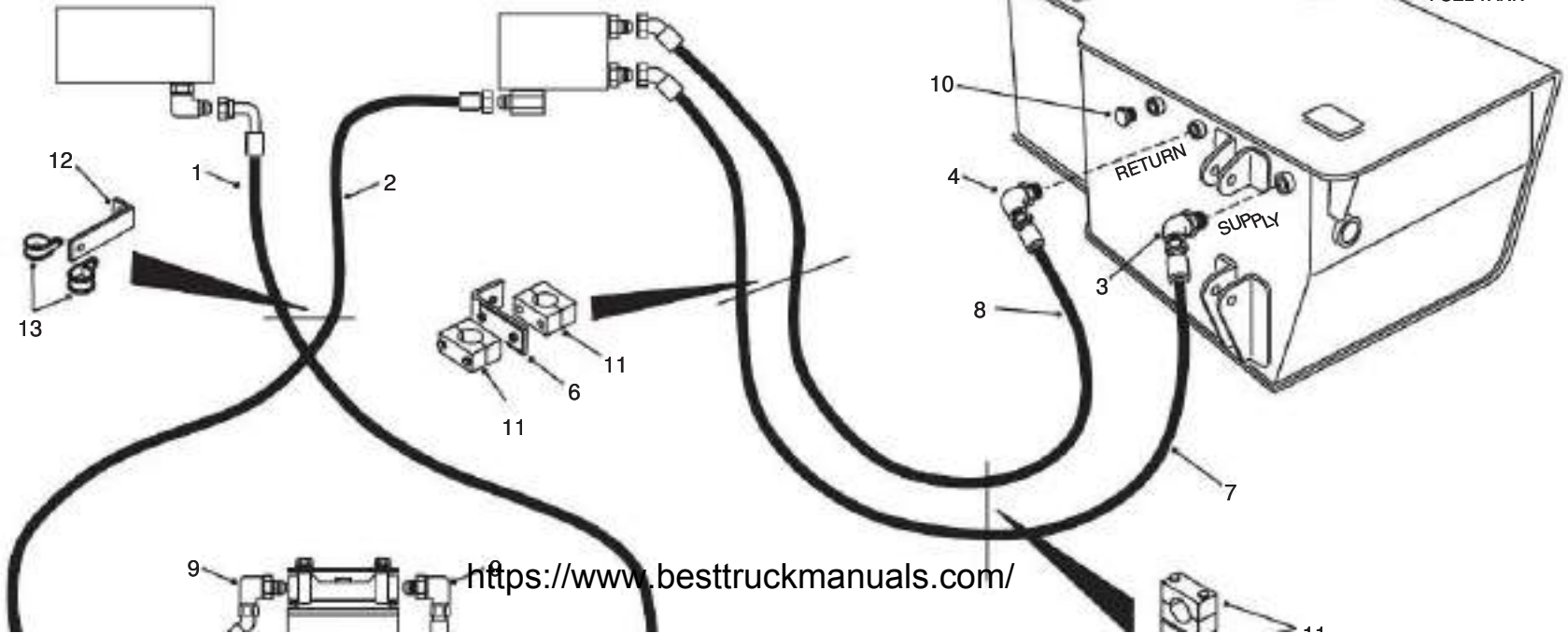
DRAWING NO. P11171

P11171

ENGINE INJECTION PUMP - SWE

ENGINE LIFT PUMP - SWE

FUEL TANK



FUEL FILTER
(INSIDE BATTERY BOX)



200-0040-8261 FUEL LINES
FROM SERIAL NO. A8251011

NC	REF	QTY	PART NO.	DESCRIPTION	SER.NO. FROM	SER.NO. TO
001	001		15315692	HOSE ASSY		
002	001		15315693	HOSE ASSY		
003	001		15252681	ELBOW		
004	001		15253181	ELBOW		
005	001		15314942	BRACKET ASSY-FUEL LINE		
006	001		15314943	BRACKET ASSY-FUEL LINE		
007	001		15315139	HOSE ASSY		
008	001		15315140	HOSE ASSY		
009	002		15252976	ELBOW		
010	001		09183205	PLUG		
011	004		15254921	CLAMP		
012	001		15238209	BRACKET		
013	002		09152894	CLIP-RUBBERIZED		

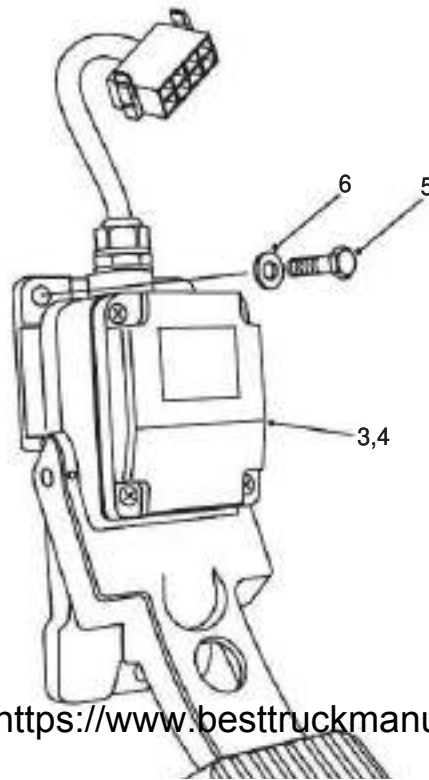
R1 04/03 (DRG CORR)

R1 04/03 (SER CORR)

200-0050-8261 ACCELERATOR LINKAGE
FROM SERIAL NO. A8251011

DRAWING NO. P11042

P11042





200-0050-8261 ACCELERATOR LINKAGE
 FROM SERIAL NO. A8251011

NC	REF	QTY	PART NO.	DESCRIPTION	SER.NO. FROM	SER.NO. TO
001	001		15314030	ACCELERATOR-ELECTRONIC		
002	001		15500263	.PAD-RUBBER		
003	001		NSS	.POTENTIOMETER		
004	001		15500265	.SWITCH & DETENT		
005	003		06350616	BOLT		
006	003		07160630	WASHER		

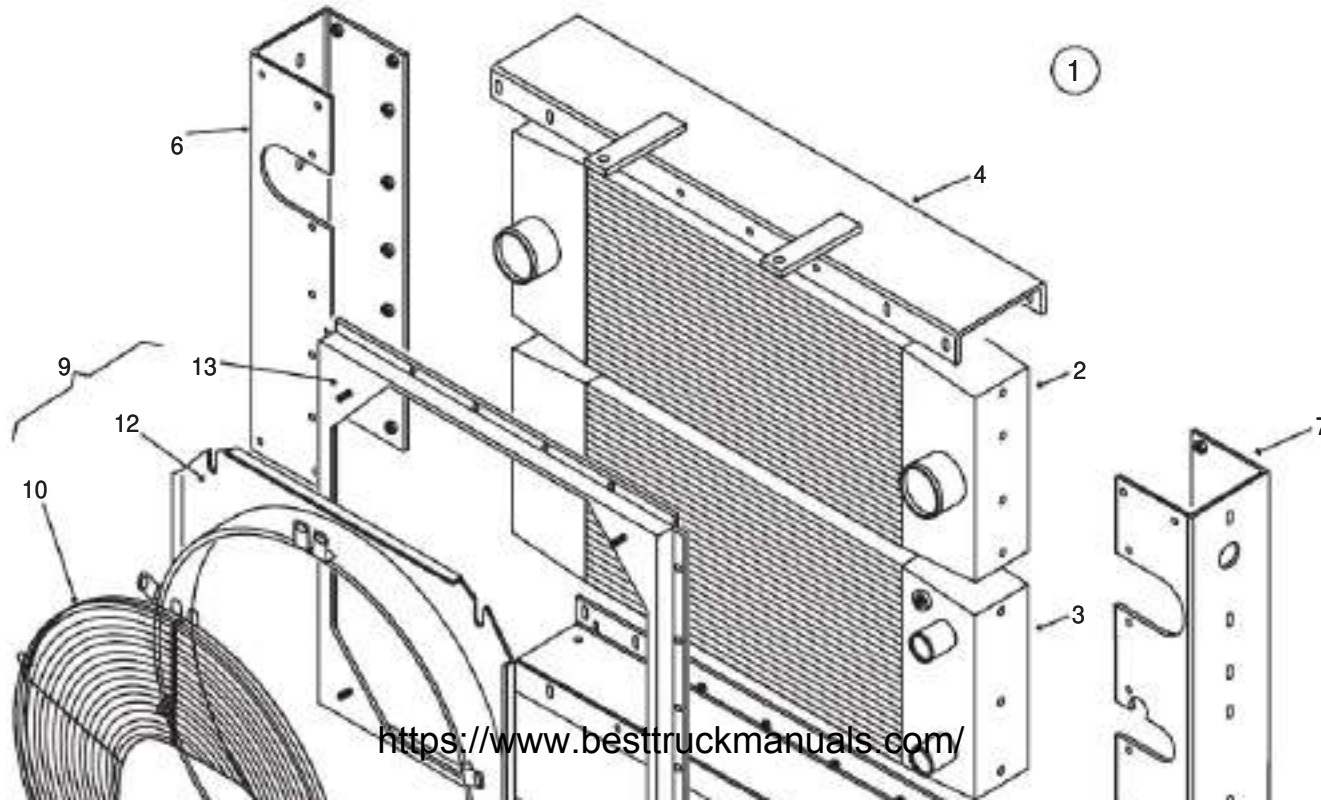
R1 04/03 (SER CORR)

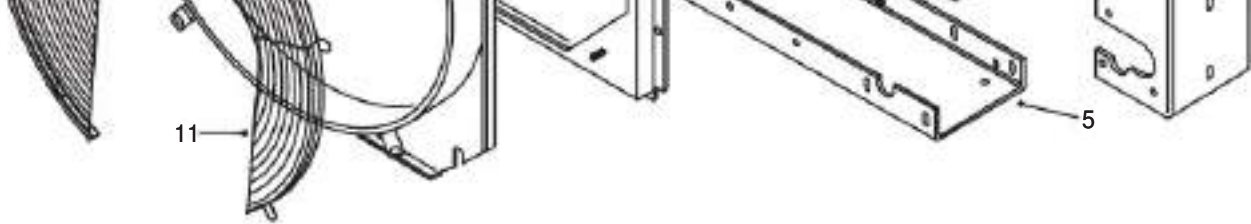
R1 (ECN 106372)

210-0010-8261 RADIATOR ASSEMBLY
FROM SERIAL NO. A8251011

DRAWING NO. P11043

P11043





210-0010-8261 RADIATOR ASSEMBLY
 FROM SERIAL NO. A8251011

NC	REF	QTY	PART NO.	DESCRIPTION	SER.NO. FROM	SER.NO. TO
001	001		15311031	RADIATOR ASSY		
002	001		15500206	.PANEL ASSY-C/A COOLER		
003	001		15500207	.PANEL ASSY-WATER		
004	001		15500275	.CHANNEL ASSY-TOP		
005	001		15500209	.CHANNEL ASSY-BTM		
006	001		15500210	.CHANNEL ASSY-SIDE		
007	001		15500211	.CHANNEL ASSY-SIDE		
008				NOT USED		
009	001		15500276	.COWL/GUARD ASSY		
010	001		15500279	..GUARD PANEL-LH		
011	001		15500280	..GUARD PANEL-RH		
012	001		15500278	..FAN PLATE ASSY		
013	001		15500277	..FAN COWL ASSY		

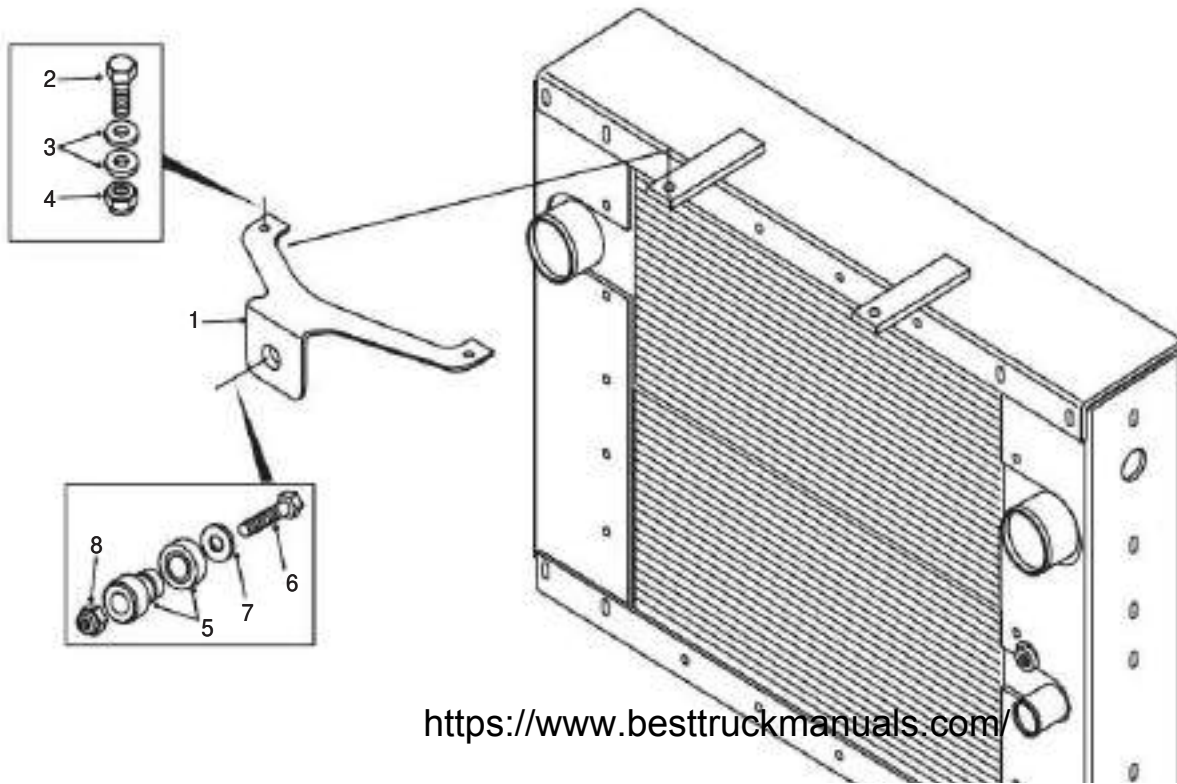
R1 (ECN 106372)

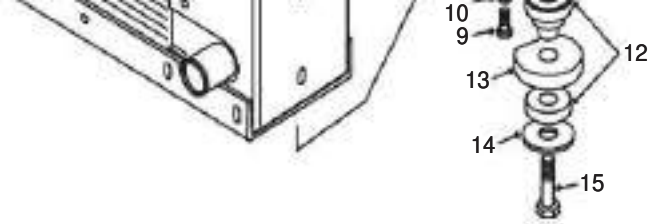
R1 (ECN 106372)

210-0020-8261 RADIATOR MOUNTING
FROM SERIAL NO. A8251011

DRAWING NO. P11044

P11044





210-0020-8261 RADIATOR MOUNTING
 FROM SERIAL NO. A8251011

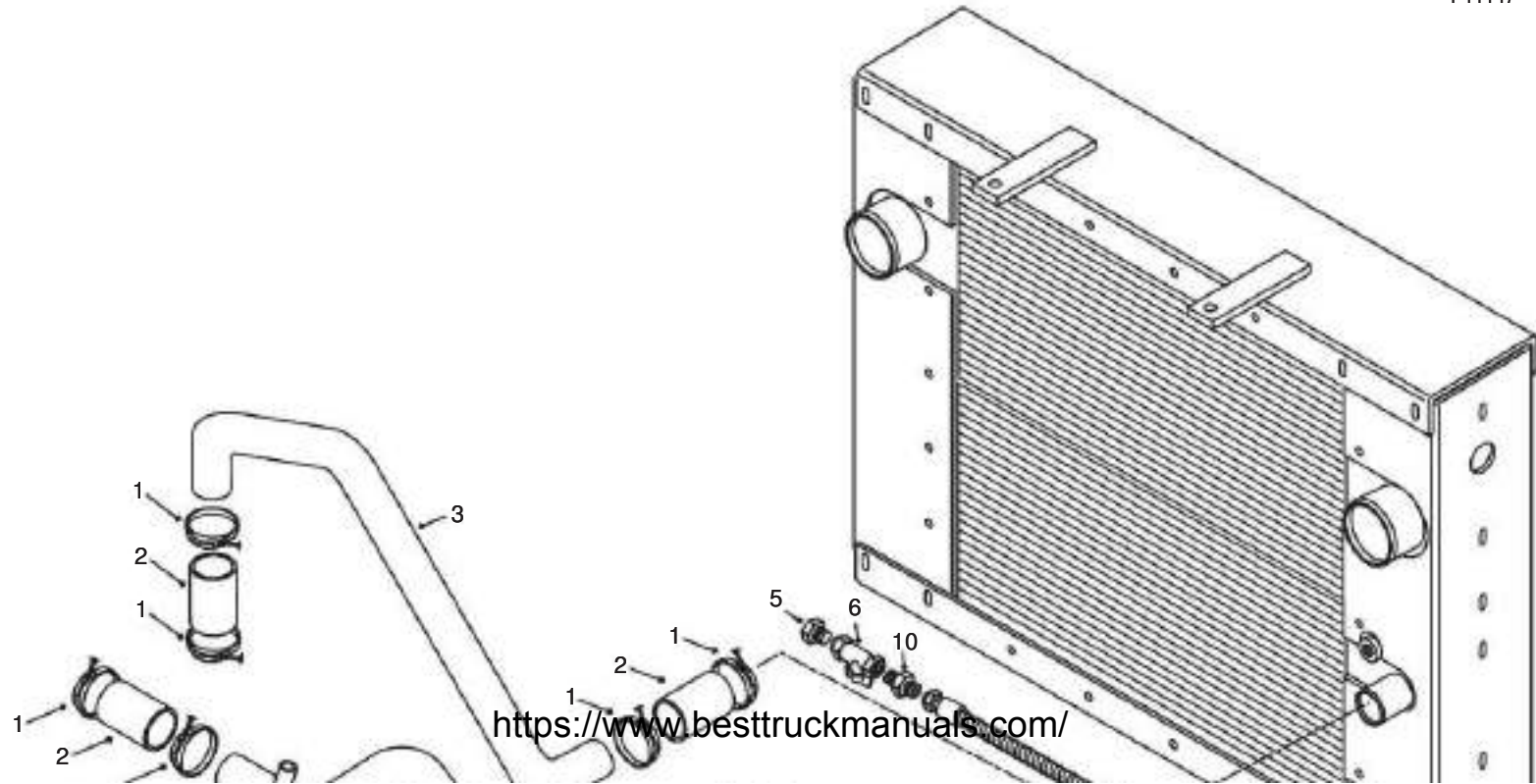
NC	REF	QTY	PART NO.	DESCRIPTION	SER.NO. FROM	SER.NO. TO
001	001	15311596	BRACKET-RAD	STEADY		
002	002	06351250	BOLT			
003	004	00106264	WASHER			
004	002	06471201	LOCKNUT			
005	001	15246953	MOUNTING			
006	001	15309750	BOLT			
007	001	15246956	WASHER-SNUBBING			
008	001	06471601	LOCKNUT			
009	004	06350820	BOLT			
010	004	07160830	LOCKWASHER			
011	002	15318725	PLATE-TAPPED			
012	002	15246953	ISOLATION MOUNT			
013	002	15318726	PLATE			
014	002	15246956	WASHER-SNUBBING			
015	002	15315268	BOLT			

R1 (ECN 106372)

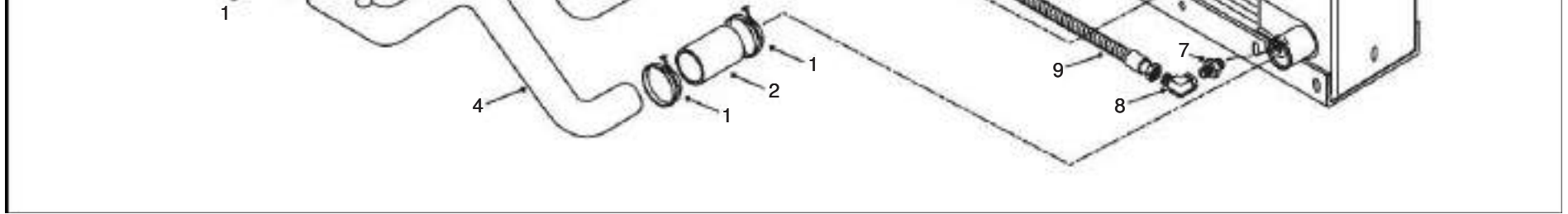
210-0030-8261 RADIATOR PIPING
FROM SERIAL NO. A8251011

DRAWING NO. P11147

P11147



<https://www.besttruckmanuals.com/>



210-0030-8261 RADIATOR PIPING
 FROM SERIAL NO. A8251011

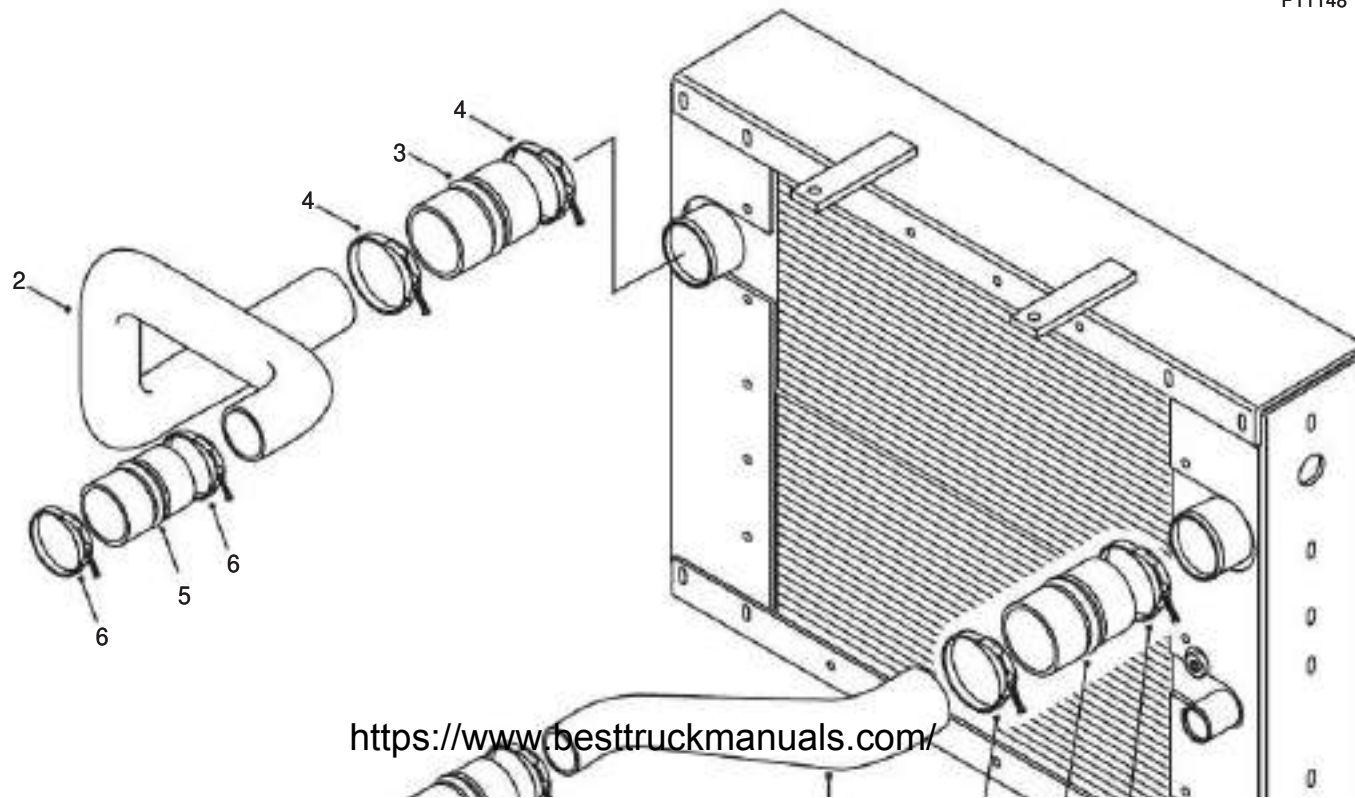
NC	REF	QTY	PART NO.	DESCRIPTION	SER.NO. FROM	SER.NO. TO
001	008		15311494	CLAMP		
002	004		15311472	HOSE-SILICON		
003	001		15311418	PIPE-ENG WATER INLET		
004	001		15311419	PIPE-ENG WATER OUTLET		
005	001		00444704	PLUG		
006	001		15230961	VALVE-BALL SHUT-OFF		
007	001		09402708	CONNECTOR		
008	001		15236118	ELBOW		
009	001		15315051	HOSE ASSY		
010	001		09214090	CONNECTOR		

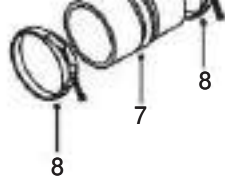
R2 07/03 (SER CORR, ECN 105812)

210-0035-8261 CHARGE AIR COOLER & PIPING
FROM SERIAL NO. A8251011

DRAWING NO. P11148

P11148





210-0035-8261 CHARGE AIR COOLER & PIPING
 FROM SERIAL NO. A8251011

NC	REF	QTY	PART NO.	DESCRIPTION	SER.NO. FROM	SER.NO. TO
001	001		15314840	PIPE-CAC INLET		
002	001		15317229	PIPE-CAC OUTLET		
003	002		15247449	HOSE-COOLER		
004	004		15246891	CLAMP		
005	001		15308928	HOSE-SILICONE		
006	002		15254642	CLAMP		
007	001		15311422	HOSE SILICONE		
008	002		15248735	CLAMP		

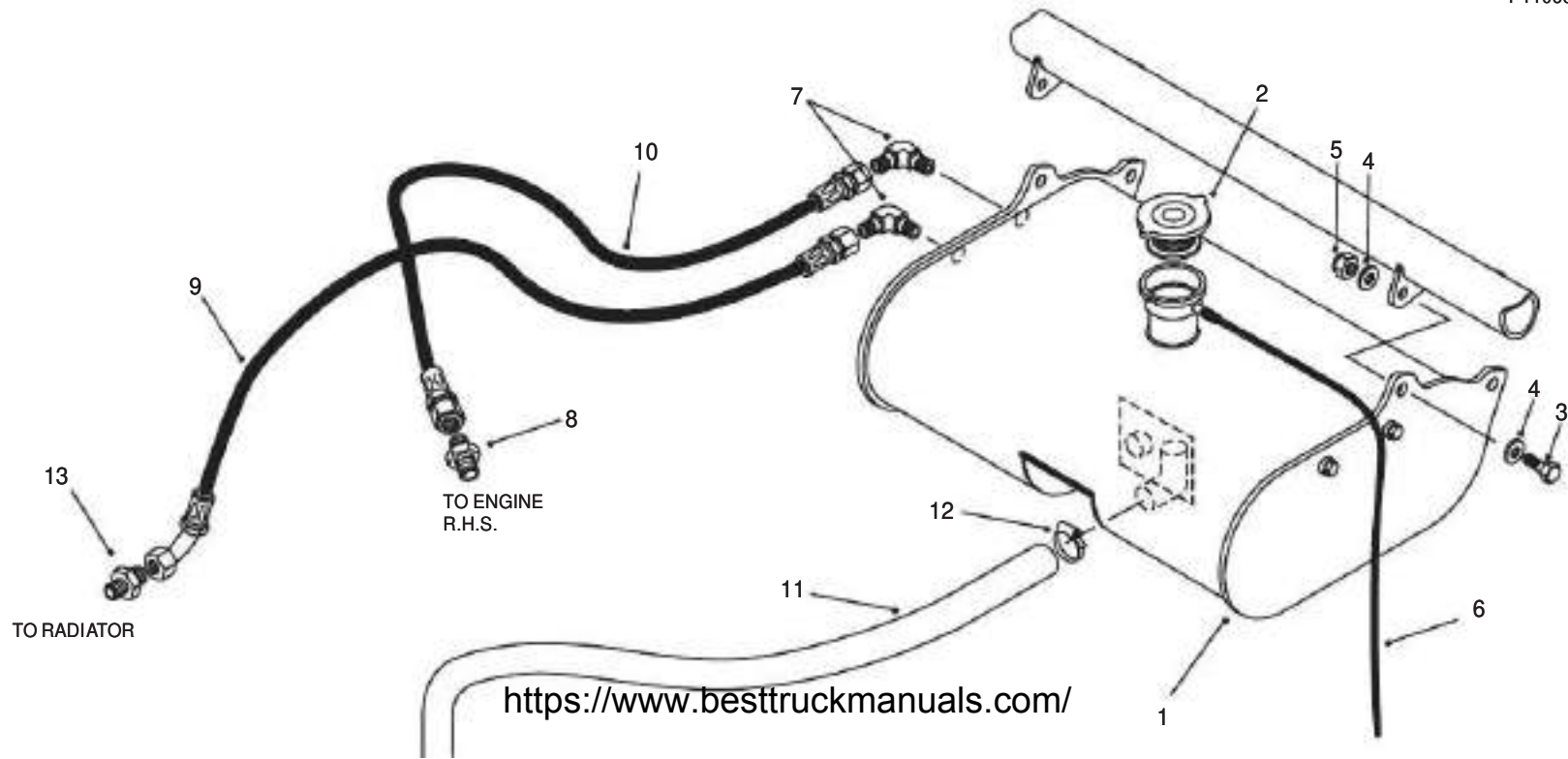
R2 07/03 (SER CORR, ECN 105812)

R1 01/03 (SER CORR)

210-0040-8261 RADIATOR HEADER TANK AND HOSES
FROM SERIAL NO. A8251011

DRAWING NO. P11060

P11060



12



TO
WATER PIPE

210-0040-8261 RADIATOR HEADER TANK AND HOSES
FROM SERIAL NO. A8251011

NC	REF	QTY	PART NO.	DESCRIPTION	SER.NO. FROM	SER.NO. TO
A	001	001	15312295	REMOTE HEADER TANK		
	002	001	15306796	.CAP-HEADER TANK		
	003	008	06751020	WASHER		
	005	004	06471001	LOCKNUT		
	006	ASR	09030744	TUBING		
	007	002	09012209	ELBOW		
	008	001	09037136	ADAPTOR		
	009	001	15315005	HOSE ASSY		
	010	001	15315004	HOSE ASSY		
	011	ASR	09158575	HOSE-BULK		
	012	002	09139803	CLAMP		
	013	001	15247154	ADAPTOR		

NOTES : A
FOR COOLANT USE TEREX PRO-COOL FLUID
AVAILABLE IN THE FOLLOWING QUANTITIES

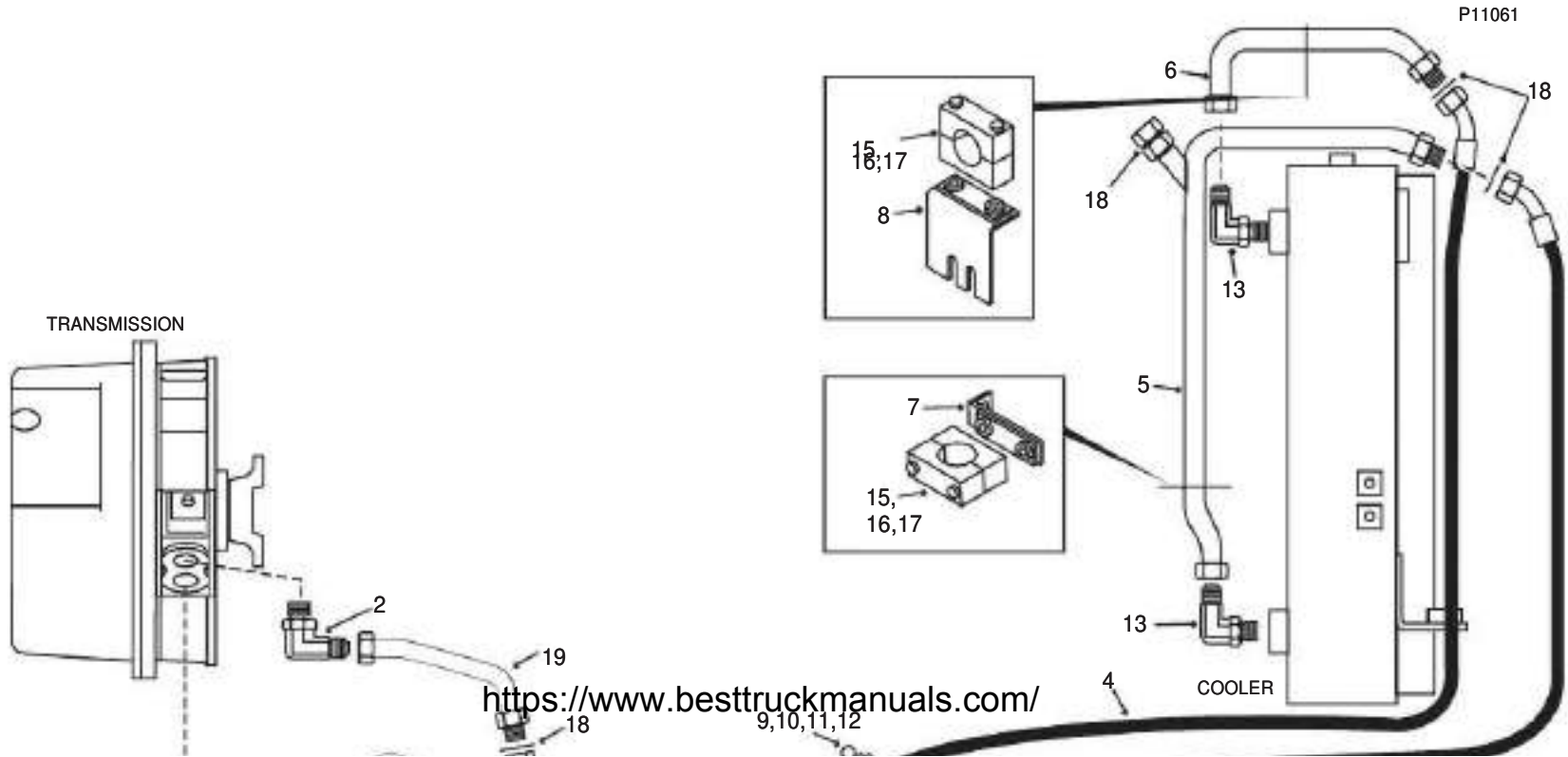
~~25~~ LITRES PART NO ~~15500685~~
60 LITRES PART NO 15500687
203 LITRES PART NO 15500688

R1 01/03 (SER CORR)

R1 01/03 (SER CORR)

210-0060-8261 OIL COOLER AND PIPING-TRANS
FROM SERIAL NO. A8251011

DRAWING NO. P11061



SWITCH
SEC. 190-0270



210-0060-8261 OIL COOLER AND PIPING-TRANS
FROM SERIAL NO. A8251011

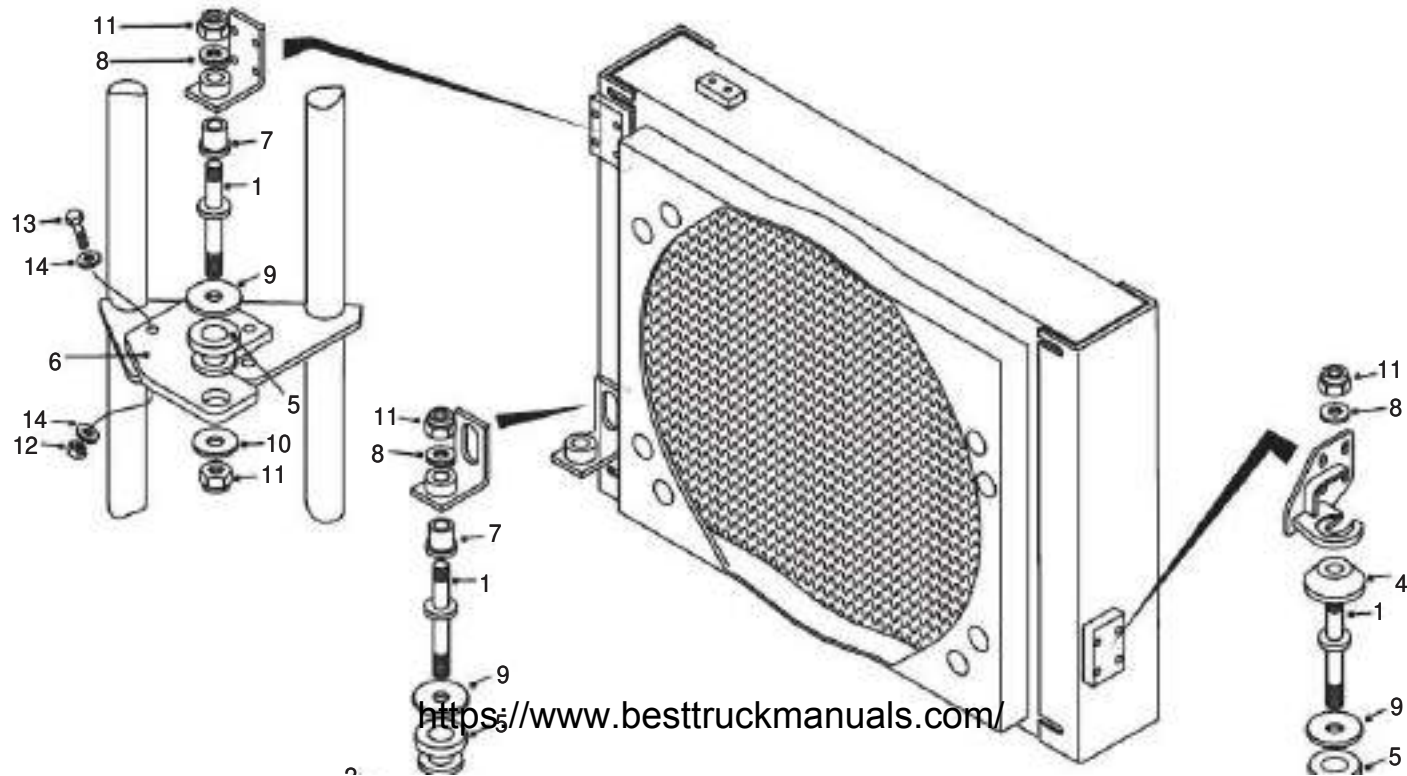
NC	REF	QTY	PART NO.	DESCRIPTION	SER.NO. FROM	SER.NO. TO
001	001		15314256	ELBOW		
002	001		15252698	ELBOW		
003	001		15316072	HOSE ASSY		
005	001		15314452	TUBE ASSY		
006	001		15313954	TUBE ASSY		
007	001		15314253	BRACKET ASSY		
008	001		15314231	BRACKET ASSY		
009	002		15001430	CLAMP		
010	004		15001436	BUSHING-SPLIT		
011	004		15001428	NUT-STACKING		
012	004		00186609	BOLT		
013	002		15253078	ELBOW		
014	ASR		15316107	HOSE-FIREMASTER		
015	002		15254318	CLAMP		
016	002		15254319	PLATE		
017	004		06350660	SCREW		
018	005		15314653	O RING-VITON		
019	001		15316072	TUBE ASSY		
020	001		15316073	TUBE ASSY		
021	001		15316654	PLATE-EXTENSION		
022	002		00106263	WASHER		
023	002		00274208	NUT		

R1 01/03 (SER CORR)

210-0061-8261 TRANS OIL COOLER MOUNTING
FROM SERIAL NO. A8251011 TO A8251013

DRAWING NO. P11025

P11025





210-0061-8261 TRANS OIL COOLER MOUNTING
 SERIAL NO. RANGE A8251011 TO A8251013

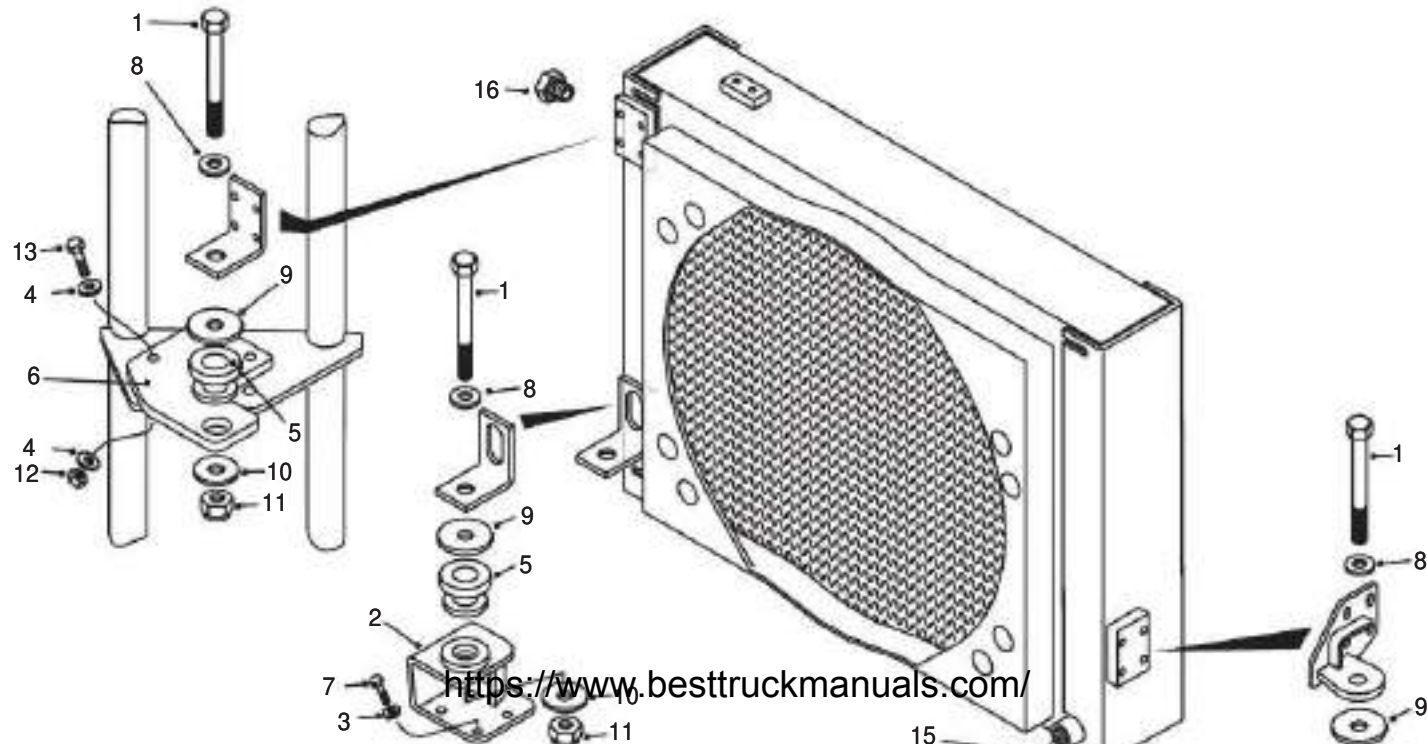
NC	REF	QTY	PART NO.	DESCRIPTION	SER.NO. FROM	SER.NO. TO
001	003		15313479	PIN-SHOULDER		
002	002		15313478	BRACKET-COOLER PIVOT		
003	003	003	09069200	WASHER-TAPERED SPECIAL		
005	003		15313482	ISOLATOR-CENTRE BONDED		
006	001		15312698	SUPPORT PLATE		
007	002		15312693	BUSH-FLANGED		
008	003		15237139	WASHER-HARDENED		
009	003		09262391	WASHER-HARDENED		
010	003		09037837	WASHER		
011	006		06471201	LOCKNUT		
012	003		15252584	NUT		
013	003		06351655	BOLT		
014	006		09267751	WASHER		
015	008		06351020	BOLT		

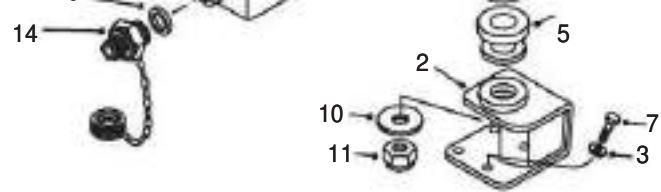
R1 04/03 (ECN 105699)

210-0061-8261 TRANS OIL COOLER MOUNTING
FROM SERIAL NO. A8251014

DRAWING NO. P11088

P11088





210-0061-8261 TRANS OIL COOLER MOUNTING
 FROM SERIAL NO. A8251014

NC	REF	QTY	PART NO.	DESCRIPTION	SER.NO. FROM	SER.NO. TO
	001	003	15240002	BOLT		
	002	002	15313478	BRACKET-COOLER PIVOT		
	004	008	09060002	WASHER		
	005	003	15313482	ISOLATOR-CENTRE BONDED		
	006	001	15312698	SUPPORT PLATE		
	007	008	06351020	BOLT		
	008	003	15237139	WASHER-HARDENED		
	009	003	09262391	WASHER-HARDENED		
	010	003	09037837	WASHER		
	011	003	06471201	LOCKNUT		
	012	003	15252584	NUT		
	013	003	06351655	BOLT		
	014	001	15308004	DRAIN VALVE		
	015	001	15311504	BONDED SEAL		
	016	002	15315689	PLUG		

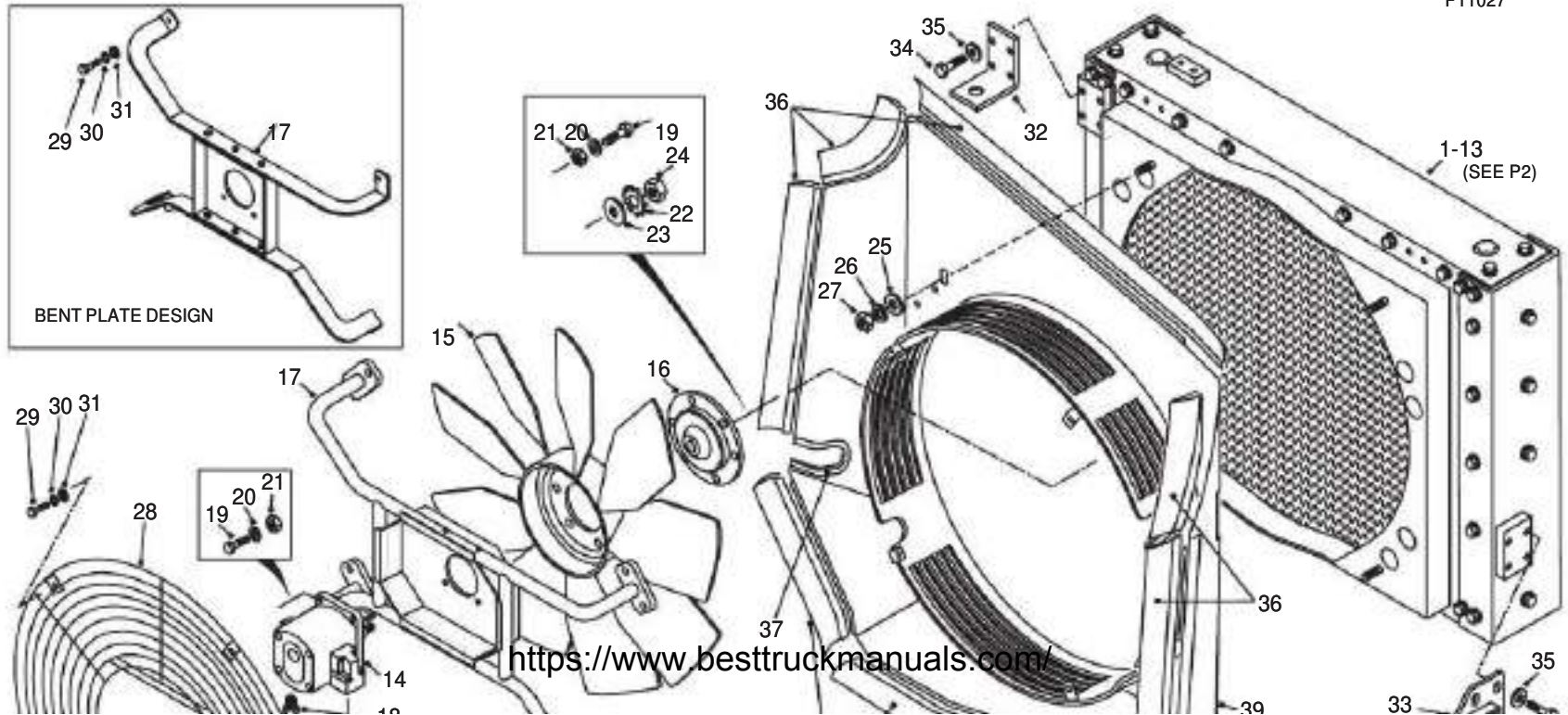
R1 04/03 (ECN 105699)

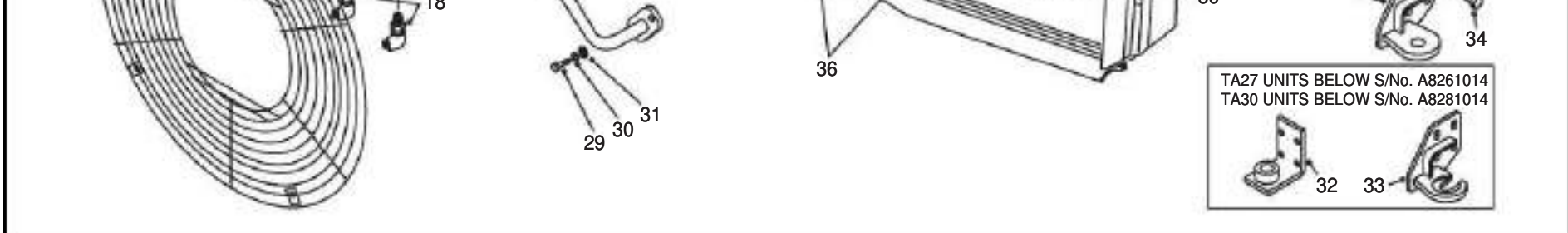
R1 04/03 (ECN 105927)

210-0065-8261 OIL COOLER-TRANSMISSION
FROM SERIAL NO. A8251011

DRAWING NO. P11027A

P11027



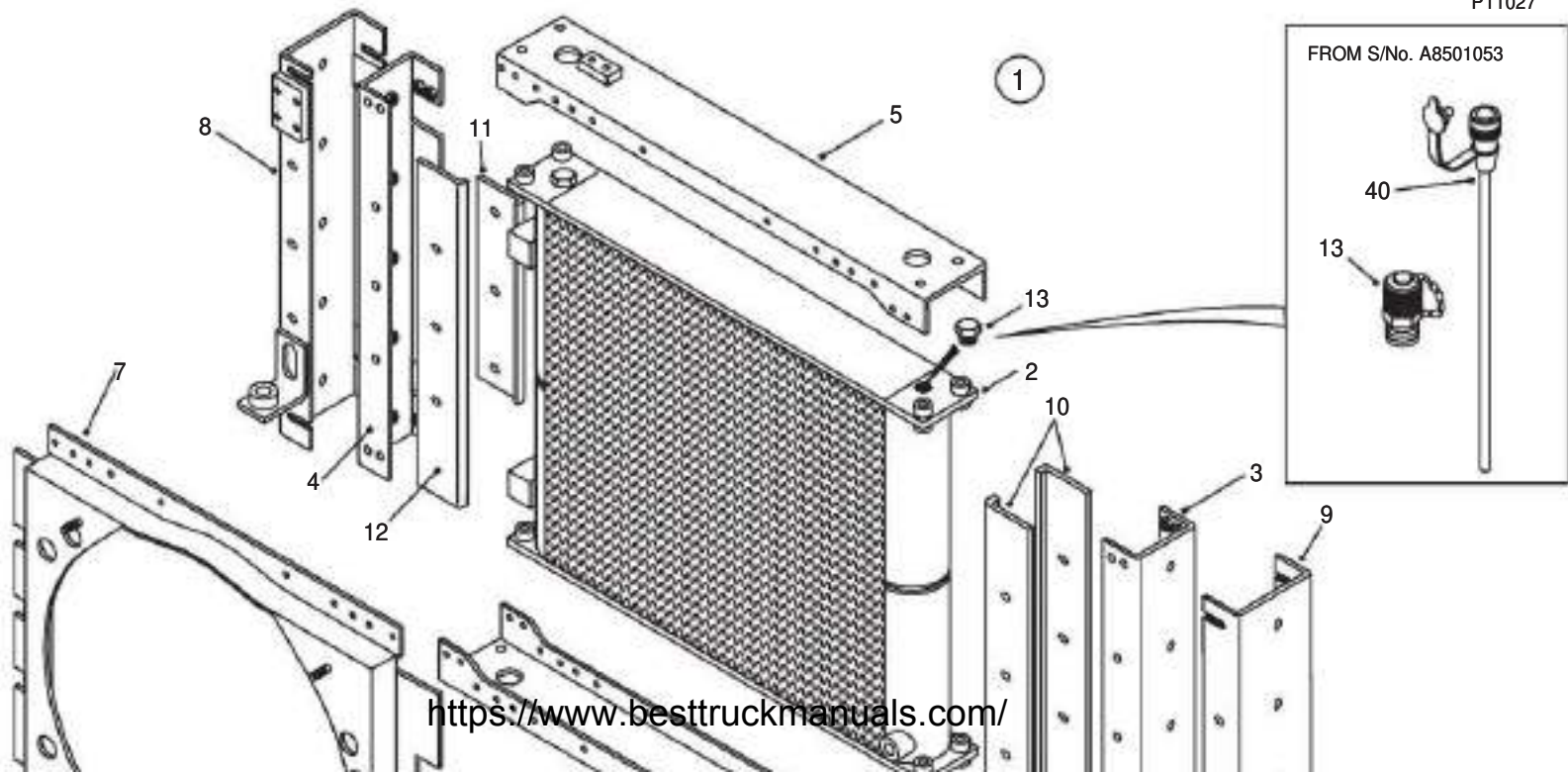


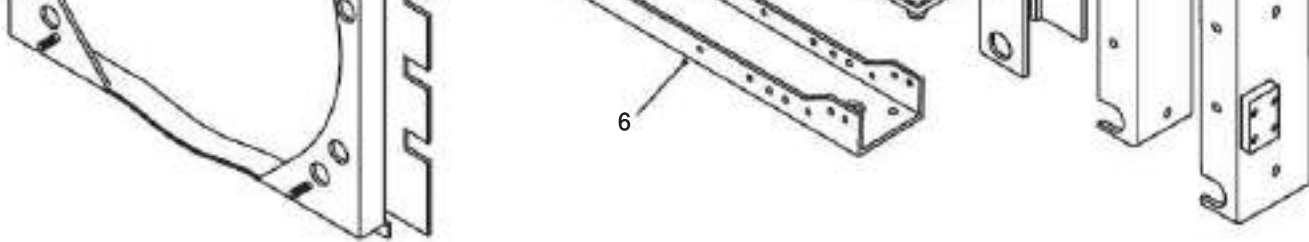
R1 04/03 (ECN 105927)

210-0065-8261 OIL COOLER-TRANSMISSION
FROM SERIAL NO. A8251011

DRAWING NO. P11027B

P11027





210-0065-8261 OIL COOLER-TRANSMISSION
 FROM SERIAL NO. A8251011

NC	REF	QTY	PART NO.	DESCRIPTION	SER.NO. FROM	SER.NO. TO
	001	001	15311033	COOLER ASSY-TRANS		
	002	001	15500224	.CORE ASSY		
	003	001	15500225	.COLUMN-SIDE		
	004	001	15500226	.COLUMN-SIDE		
	005	001	15500227	.CHANNEL-TOP		
	006	001	15500228	.CHANNEL-BOTTOM		
	007	001	15500229	.COWL ASSY-FAN		
	008	001	15500230	.CHANNEL-END		
	009	001	15500231	.CHANNEL-END		
	010	002	15500232	.BAFFLE-ANTI BYPASS		
	011	001	15500233	.BAFFLE-ANTI BYPASS		
	012	001	15500234	.BAFFLE-ANTI BYPASS		
	013	002	15257393	.PLUG		
A	014	001	15500235	MOTOR		
	015	001	15500236	FAN		
	016	001	15500237	ADAPTOR		
	017	001	15500238	MOUNTING-SPIDER		
	018	002	15253242	ELBOW		
	019	010	06350825	BOLT		
	020	010	07150815	WASHER		
	021	010	06430801	NUT		
	022	001	15500240	WASHER-TOOTHED M12		
	023	001	07151220	WASHER		
	024	001	06431201	NUT		
	025	004	07151020	WASHER		
	026	004	07161030	LOCKWASHER		
	027	004	06431001	NUT		
	028	001	15314041	FAN GUARD		
	029	012	06350825	BOLT		

030 012 07160830 LOCKWASHER
031 012 07150815 WASHER
032 001 15315682 BRACKET-COOLER
033 001 15315671 BRACKET-OIL COOLER
034 008 06351020 BOLT
035 008 09060202 WASHER
036 ASR 15244364 SEAL-BULK
037 ASR 09368561 BEADING-BULK
038 001 15500438 ADAPTOR
039 001 15314174 FAN RING/BAFFLE ASSY
NOTE: A 15502643 SEAL KIT

R1 04/03 (ECN 105927)

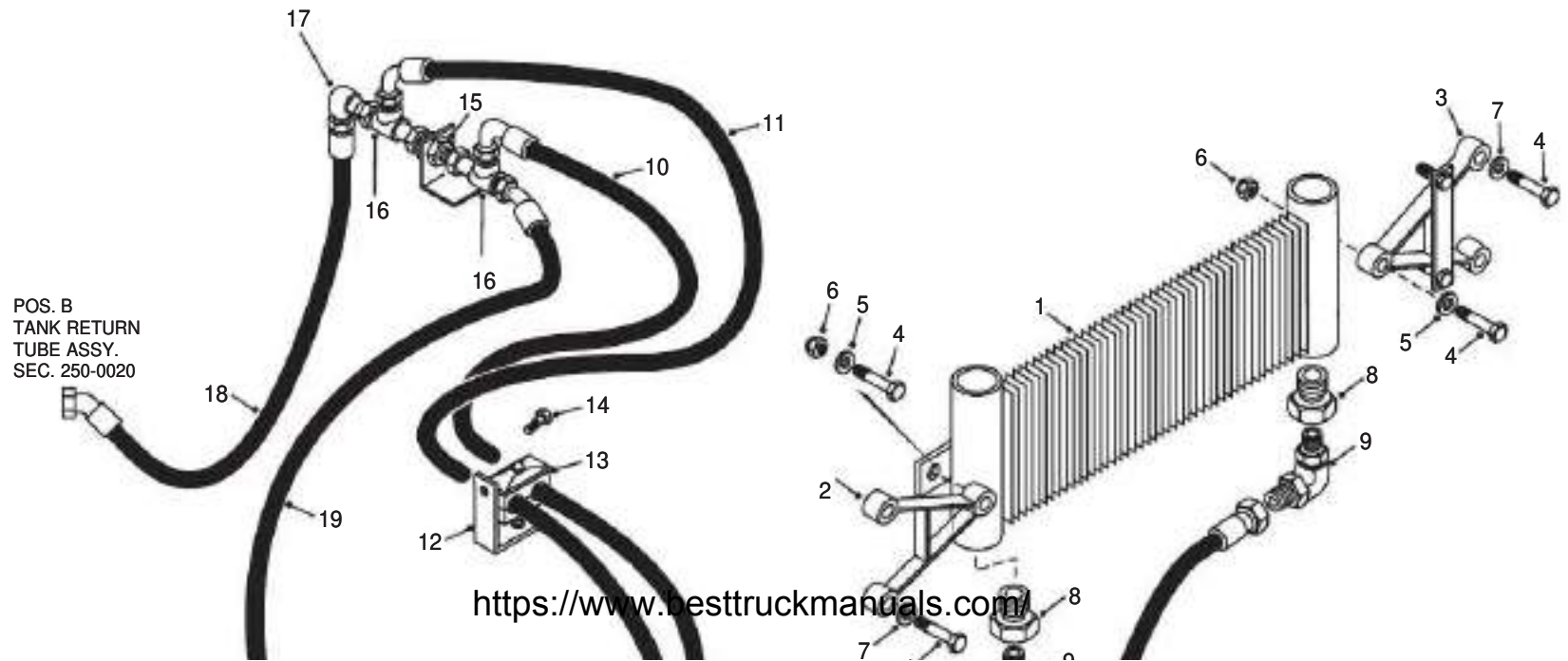
THIS PAGE IS INTENTIONALLY LEFT BLANK

R1 01/03 (SER CORR)

210-0100-8261 OIL COOLER AND LINES-HYDRAULIC
FROM SERIAL NO. A8251011

DRAWING NO. P11180

P11180





210-0100-8261 OIL COOLER AND LINES-HYDRAULIC
FROM SERIAL NO. A8251011

NC	REF	QTY	PART NO.	DESCRIPTION	SER.NO. FROM	SER.NO. TO
001	001	15309994	OIL COOLER ASSY			
002	001	15316519	BRACKET ASSY			
003	001	05779829	BRACKET ASSY			
005	002	00106263	WASHER			
006	002	00274208	LOCKNUT			
007	004	09060202	WASHER			
008	002	15316522	ADAPTOR			
009	002	15252996	ELBOW			
010	001	15316524	HOSE ASSY			
011	001	15316525	HOSE ASSY			
012	001	15316620	BASE PLATE			
013	001	15314015	CLAMP-DOUBLE			
014	001	00179879	BOLT			
015	001	15316523	ADAPTOR-BULKHEAD			
016	002	15253073	TEE			
017	001	15253647	ELBOW			
018	001	15316580	HOSE ASSY			
019	001	15316581	HOSE ASSY			

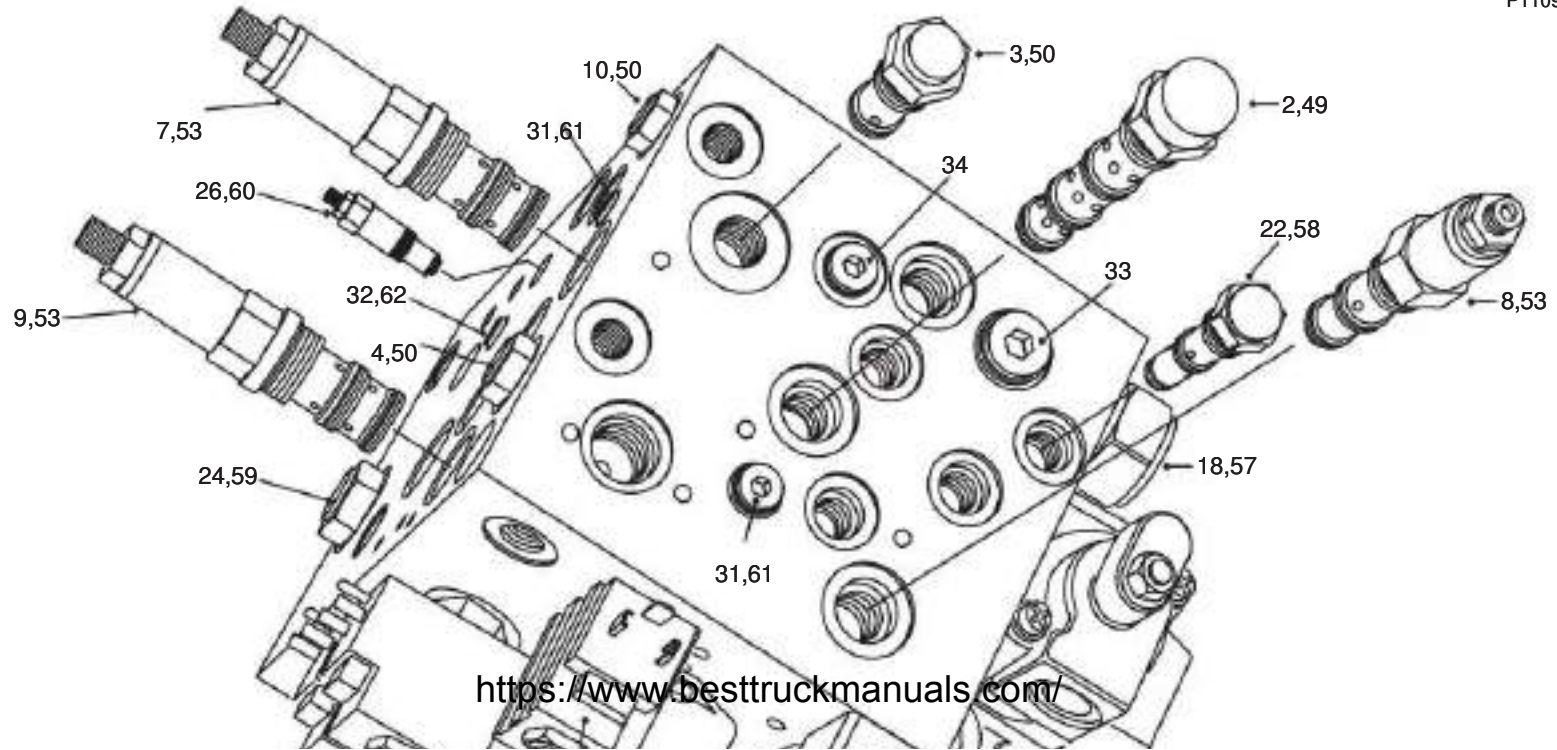
R1 01/03 (SER CORR)

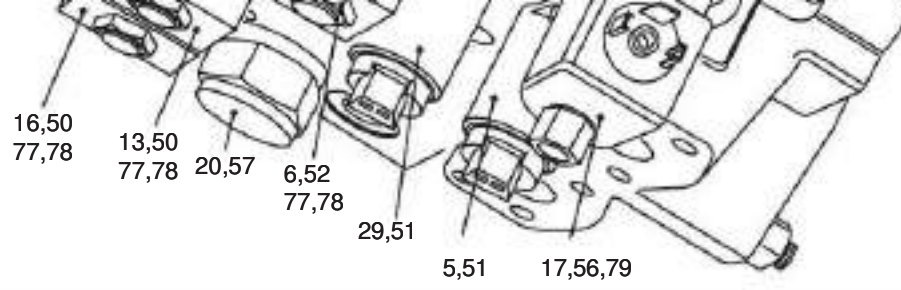
R3 01/04 (ECN 105971, SER CORR)

215-0050-8261 MAIN HYDRAULIC VALVE ASSEMBLY
FROM SERIAL NO. A8251011

DRAWING NO. P11094A

P11094

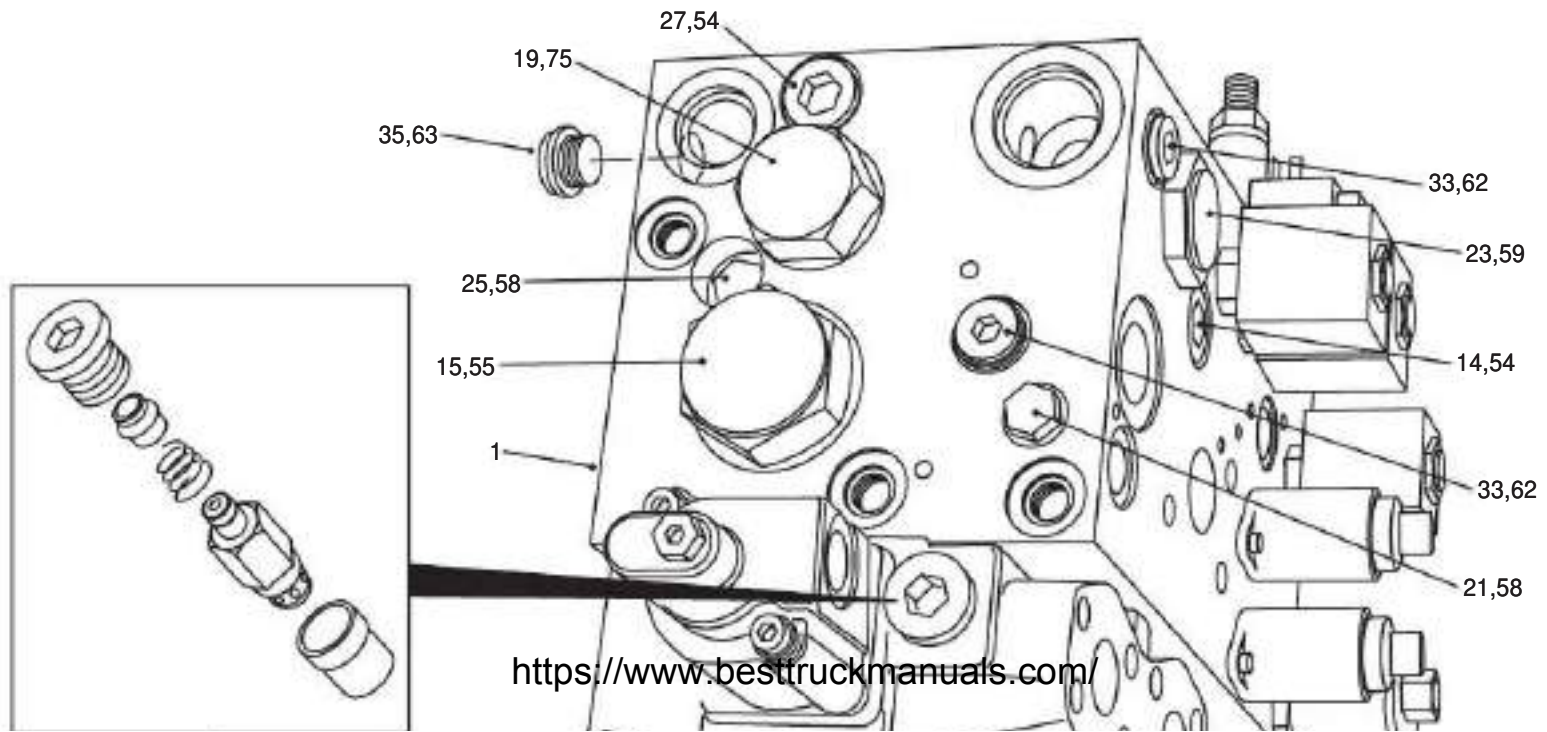




215-0050-8261 MAIN HYDRAULIC VALVE ASSEMBLY
FROM SERIAL NO. A8251011

DRAWING NO. P11094B

P11094



76

28,30

39

28,36

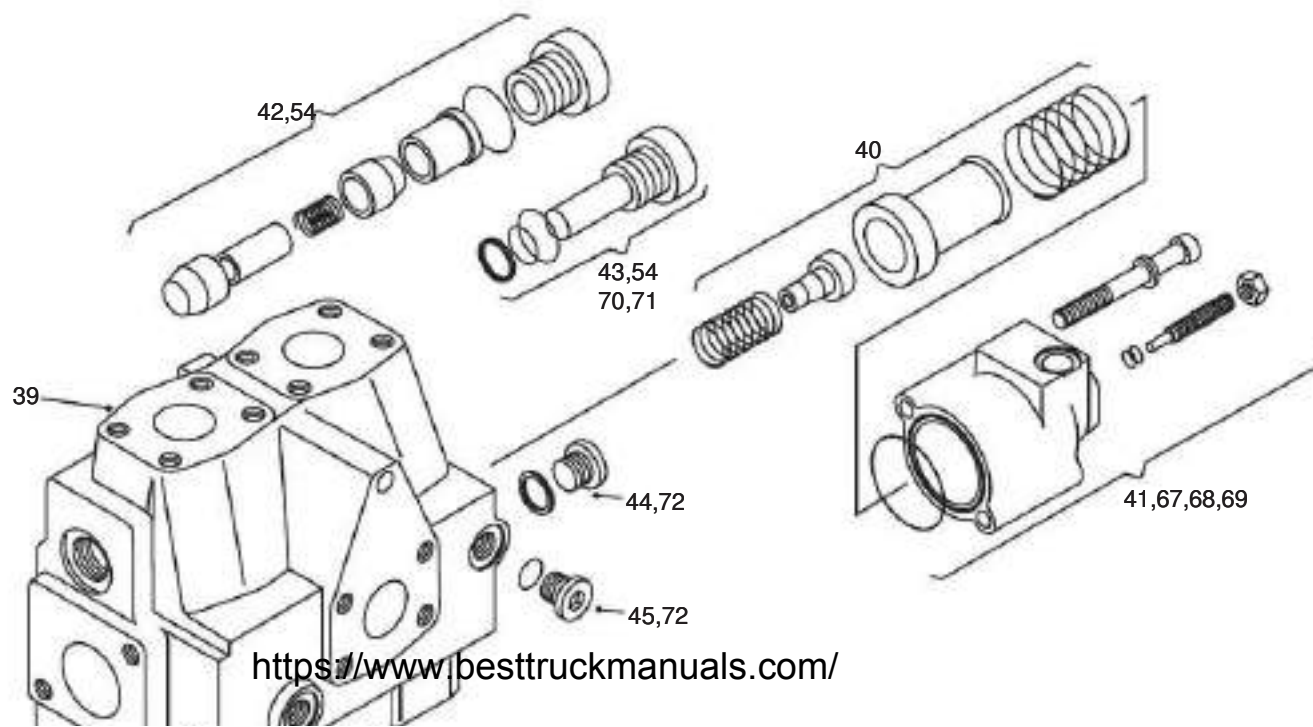
R3 01/04 (ECN 105971, SER CORR)

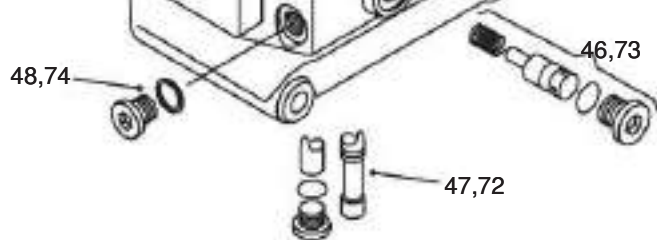
R3 01/04 (ECN 105971, SER CORR)

215-0050-8261 MAIN HYDRAULIC VALVE ASSEMBLY
FROM SERIAL NO. A8251011

DRAWING P11094C

P11094





215-0050-8261 MAIN HYDRAULIC VALVE ASSEMBLY
FROM SERIAL NO. A8251011

NC REF QTY	PART NO.	DESCRIPTION	SER. NO. FROM	SER. NO. TO
001 001	15312339	HYDRAULIC VALVE ASSY		
002 001	15500285	.VALVE-DIR COMT BLEED		
003 001	15500286	.CHECK VALVE		
004 001	15500286	.CHECK VALVE		
005 001	15500287	.SOLENOID VALVE		
006 001	15500288	.VALVE-PARK BRAKE		
007 001	15500289	.PRESSURE VALVE		
008 001	15500290	.VALVE-BRAKE PRESS LOW		
009 001	15500289	.PRESSURE VALVE		
010 001	15500286	.CHECK VALVE		
A 011 001	15500291	.ORIFICE SCREW M6X0.7M		
A 012 001	15500292	.ORIFICE SCREW M6X2.5M		
013 001	15500293	.SOLENOID VALVE-FLOAT		
014 001	15500294	.RELIEF VALVE		
015 001	15500295	.PRESS GENERATING VALV		
016 001	15500296	.SOLENOID VALVE-COLD S		
017 001	15500297	.PROPORTIONAL PRESS CO		
018 001	15500298	.LOGIC VALVE		
019 001	15500299	.VALVE-EMERGENCY STEER		
020 001	15501005	.ORIFICE PLUG		
021 001	15500300	.SHUTTLE VALVE		
022 001	15500300	.SHUTTLE VALVE		
023 001	15500301	.CHECK VALVE		
024 001	15500301	.CHECK VALVE		
025 001	15500300	.SHUTTLE VALVE		
026 001	15500302	.RELIEF VALVE		
027 001	15500303	.RELIEF VALVE		
028 003	15500317	.NUT		

215-0050-8261 MAIN HYDRAULIC VALVE ASSEMBLY
FROM SERIAL NO. A8251011

MC REF QTY	PART NO.	DESCRIPTION	SER. NO. FROM	SER. NO. TO
041 002	15500311	..CAP ASSY		
042 001	15500312	..ANTI-CAV ASSY		
043 001	15500313	..PLUG		
044 001	15500314	..PLUG-KIT		
045 001	15500314	..PLUG-KIT		
046 001	15500315	..LD SIGNAL DRAIN ASSY		
047 002	15500316	..LS SPOOL KIT		
048 001	15500304	..PLUG (61/8")		
049 001	15500322	.SEAL KIT		
050 005	15500323	.SEAL KIT		
051 002	15500324	.SEAL KIT		
052 001	15500325	.SEAL KIT		
053 003	15500326	.SEAL KIT		
054 004	15500327	.SEAL KIT		
055 001	15500328	.SEAL KIT		
056 001	15500329	.SEAL KIT		
057 002	15500330	.SEAL KIT		
058 003	15500331	.SEAL KIT		
059 002	15500332	.SEAL KIT		
060 001	15500333	.SEAL KIT		
061 001	15500334	.SEAL		
062 003	15500335	.SEAL		
063 001	15500336	.O RING		
064 001	15500337	.O RING		
065 001	15500338	.O RING		
066 004	15500339	.O RING		
067 002	15500340	.O RING		
068 002	15500341	.O RING		
069 003	15500342	.O RING		

029	001	15500287	.SOLENOID VALVE
030	002	15500318	.ROD
031	003	15500304	.PLUG (61/8")
032	001	15500305	.PLUG (61/4")
033	003	15500306	.PLUG (63/8")
034	001	15500307	.PLUG (9/16"UNF)
035	001	15500308	.PLUG (61/4")
036	001	15500319	.ROD
A	037	002	15500320 .ORIFICE SCREW M6(1.2M
A	038	001	15500321 .ORIFICE SCREW M6(0.6M
	039	001	15500309 .LIFT VALVE ASSY
	040	002	15500310 .SPRING ASSY

069	002	15500342	.O RING
070	001	15500343	.O RING
071	001	15500344	.RING BACK-UP
072	003	15500345	.O RING
073	001	15500346	.O RING
074	001	15500347	.SEAL RING
075	001	15500348	.SEAL KIT
076	001	15517689	.RELIEF VAL ASSY
077	003	15500999	.COIL
078	003	15501000	.COIL PLUG
079	001	15501001	.COIL

NOTES: A -ITEM NOT ILLUSTRATED

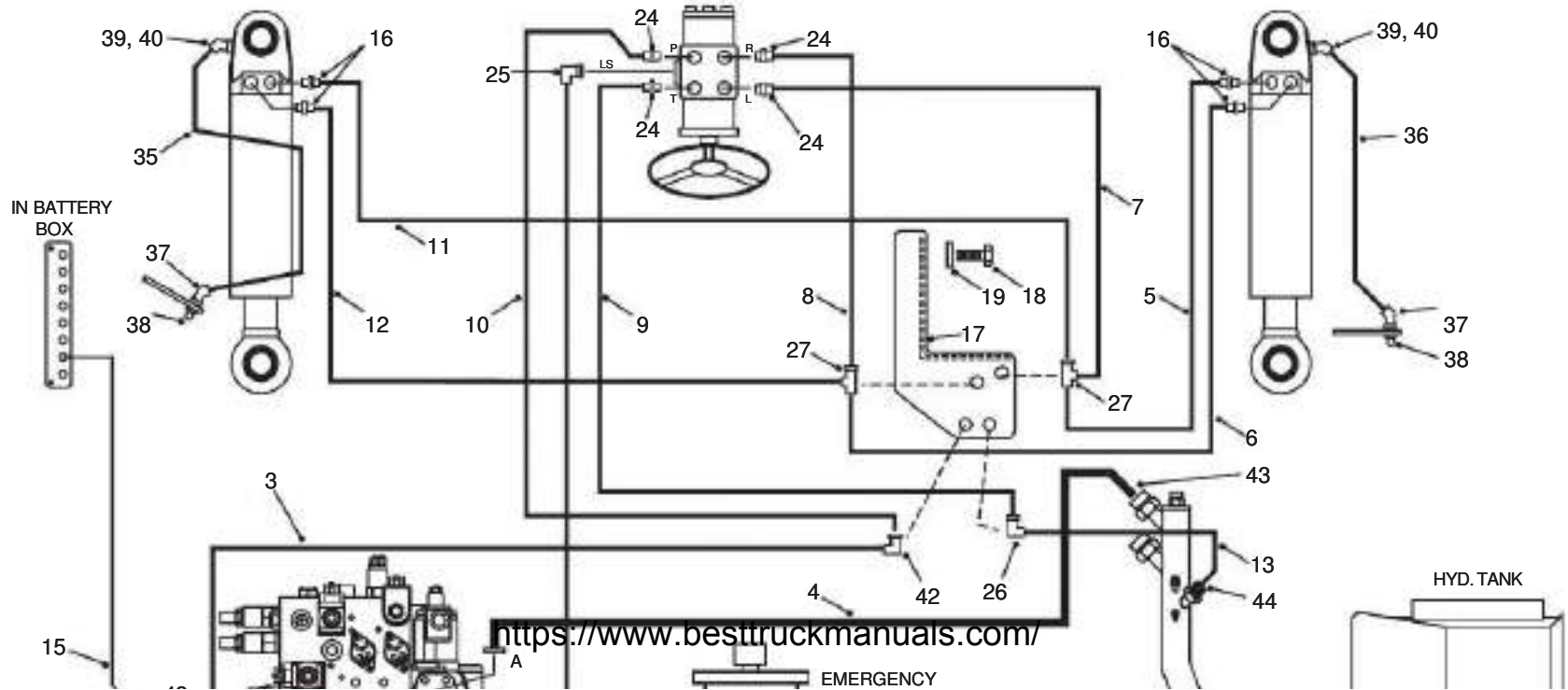
R3 01/04 (ECN 105971, SER CORR)

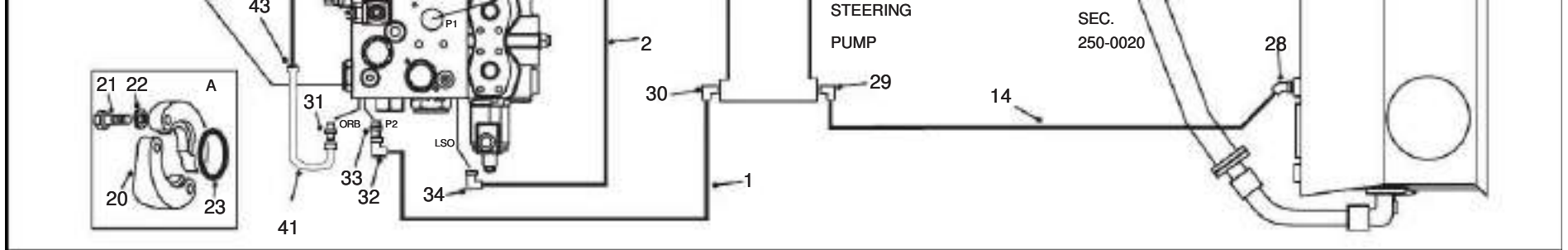
R3 07/03 (ECN 105443, ECN 105631)

220-0010-8261 STEERING LINES
FROM SERIAL NO. A8251011

DRAWING NO. P11037

P11037





220-0010-8261 STEERING LINES FROM SERIAL NO. A8251011													
NC	REF	QTY	PART NO.	DESCRIPTION	SER.NO. FROM	SER.NO. TO	NC	REF	QTY	PART NO.	DESCRIPTION	SER.NO. FROM	SER.NO. TO
	001	001	15313570	HOSE ASSY			041	001	15316806	TUBE ASSY			
	002	001	15314054	HOSE ASSY			042	001	15254978	ELBOW-BULKHEAD			
	003	001	15314086	HOSE ASSY			043	001	15253036	O RING			
	005	001	15314900	HOSE ASSY									
	006	001	15314901	HOSE ASSY									
	007	001	15317020	HOSE ASSY									
	008	001	15317021	HOSE ASSY									
	009	001	15317022	HOSE ASSY									
	010	001	15317023	HOSE ASSY									
	011	001	15314902	HOSE ASSY									
	013	001	15314087	HOSE ASSY									
	014	001	15314083	HOSE ASSY									
	015	001	15315678	HOSE ASSY-DIAGNOSTIC									
	016	004	15253095	ADAPTOR									
	017	001	15313926	BRACKET ASSY-STEERING									
	018	003	06351025	BOLT NSS(SUPPLY KIT QTY)									
	019	003	07151020	WASHER									
	020	002	09409983	FLANGE-SPLIT									
	021	004	00179860	BOLT									
	022	004	00103328	LOCKWASHER									
	023	001	09410969	O RING									
	024	004	15253095	ADAPTOR									
	025	001	15251944	ELBOW									
	026	001	15255830	ELBOW-BULKHEAD									
	027	002	15314011	TEE-BULKHEAD									
	028	001	15300916	ELBOW									
	029	001	15300916	ELBOW									

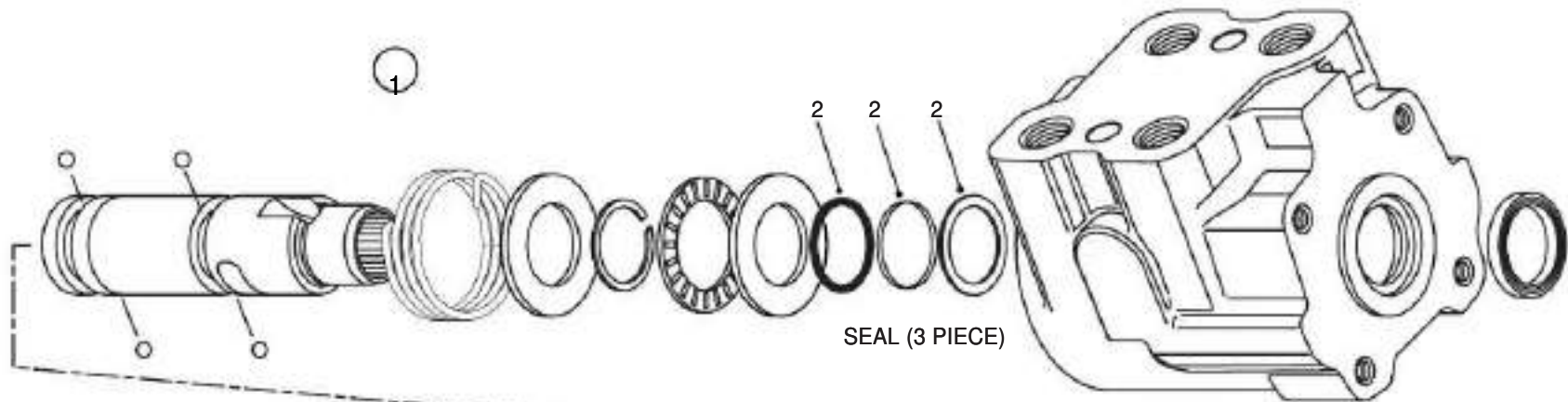
029	001	15300944	ELBOW
030	001	15300943	ADAPTOR
031	001	15251937	ADAPTOR
032	001	15252695	ELBOW
033	001	15251936	ADAPTOR
034	001	15253243	ELBOW
035	001	15316225	HOSE-LUBRICATION LHS
036	001	15316226	HOSE-LUBRICATION RHS
037	002	09402823	ELBOW
038	002	09411010	GREASE NIPPLE
039	002	00443977	CONNECTOR
040	002	00127887	ELBOW

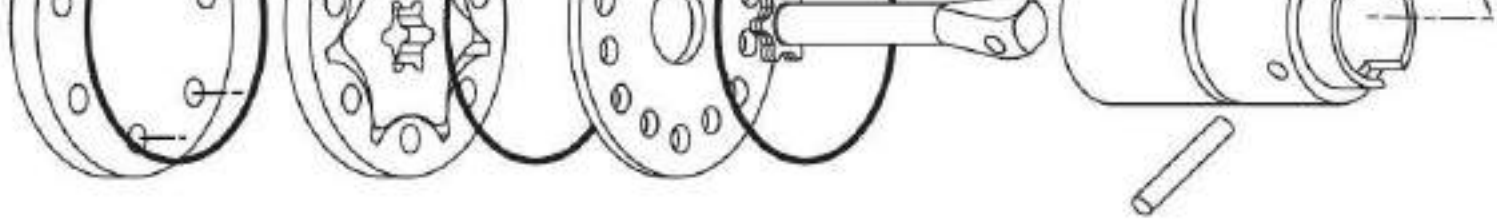
R3 07/03 (ECN 105443, ECN 105631)

220-0090-8261 STEERING VALVE
FROM SERIAL NO. A8251011

DRAWING NO. P9839

P9839





220-0090-8261 STEERING VALVE
 FROM SERIAL NO. A8251011

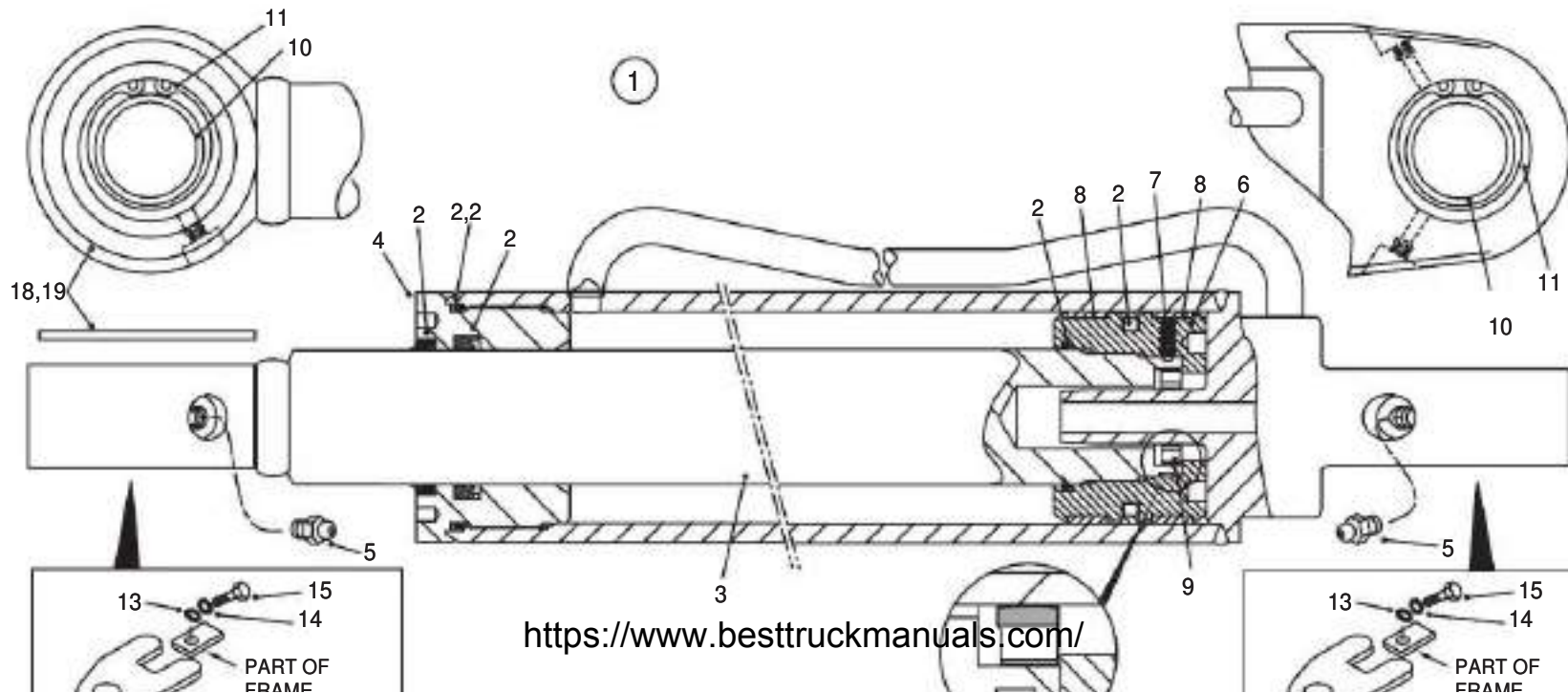
NC	REF	QTY	PART NO.	DESCRIPTION	SER.NO. FROM	SER.NO. TO
001	001		15307450	VALVE-STEERING		
002	001		15272682	.KIT-SEAL		

R1 07/03 (ECN 106060)

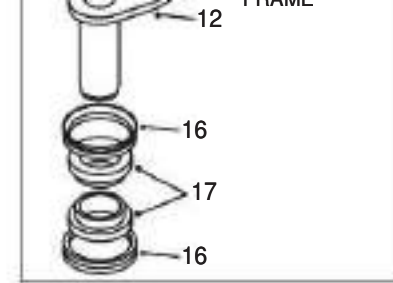
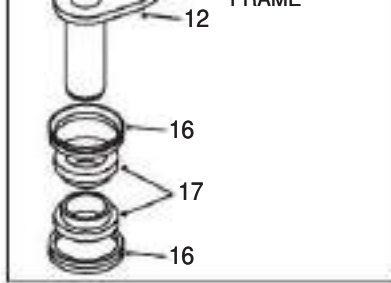
220-0120-8261 STEERING CYLINDER
FROM SERIAL NO. A8251011

DRAWING NO. P11029

P11029



<https://www.besttruckmanuals.com/>



220-0120-8261 STEERING CYLINDER
FROM SERIAL NO. A8251011

NC	REF	QTY	PART NO.	DESCRIPTION	SER. NO. FROM	SER. NO. TO
001	002	15314895	CYLINDER-STEERING			
002	001	15275674	.SERVICE KIT			
003	001	15275672	.REPAIR KIT			
005	003	15265573	.NIPPLE-GREASE			
006	001	15275677	.PISTON			
007	001	15273969	.GRUB SCREW			
008	002	15275678	.BEARING			
009	001	15273994	.CUSHION SLEEVE			
010	002	15265989	.BEARING			
011	004	15265988	.CIRCLIP			
013	004	09210917	WASHER ASSEMBLY			
014	004	07161230	LOCKWASHER			
015	004	06351220	BOLT			
016	008	15315114	SEAL - V RING			
017	008	15310811	SPACER			
018	001	15317912	SPACER 3.56MM			
019	001	15317913	SPACER 2.54MM			

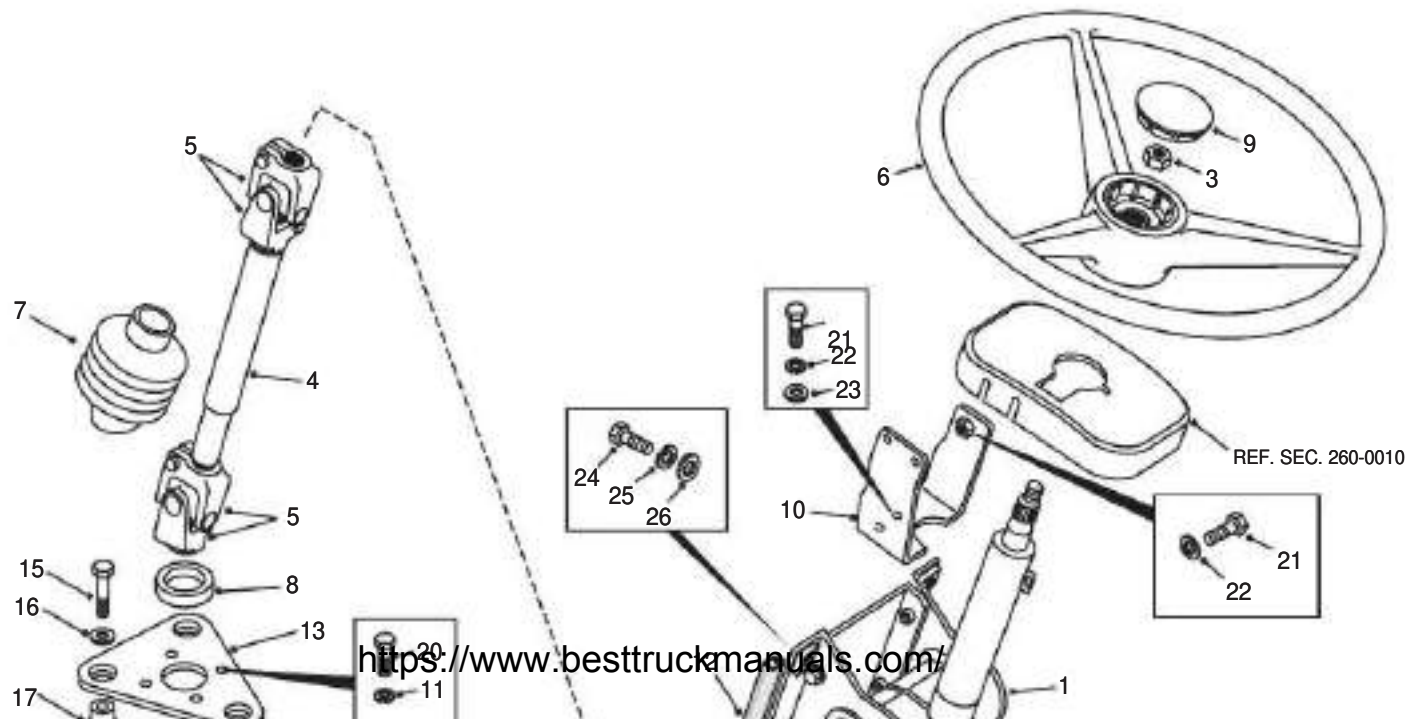
R1 07/03 (ECN 106060)

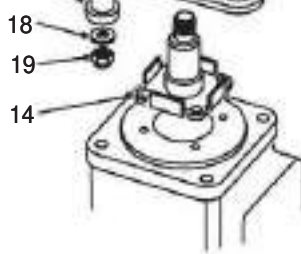
R1 01/03 (SER CORR)

220-0230-8261 STEERING COLUMN MOUNTING
FROM SERIAL NO. A8251011

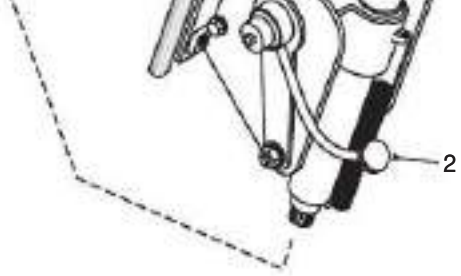
DRAWING NO. P11049

P11049





STEERING VALVE
SEC. 220-0090



220-0230-8261 STEERING COLUMN MOUNTING
FROM SERIAL NO. A8251011

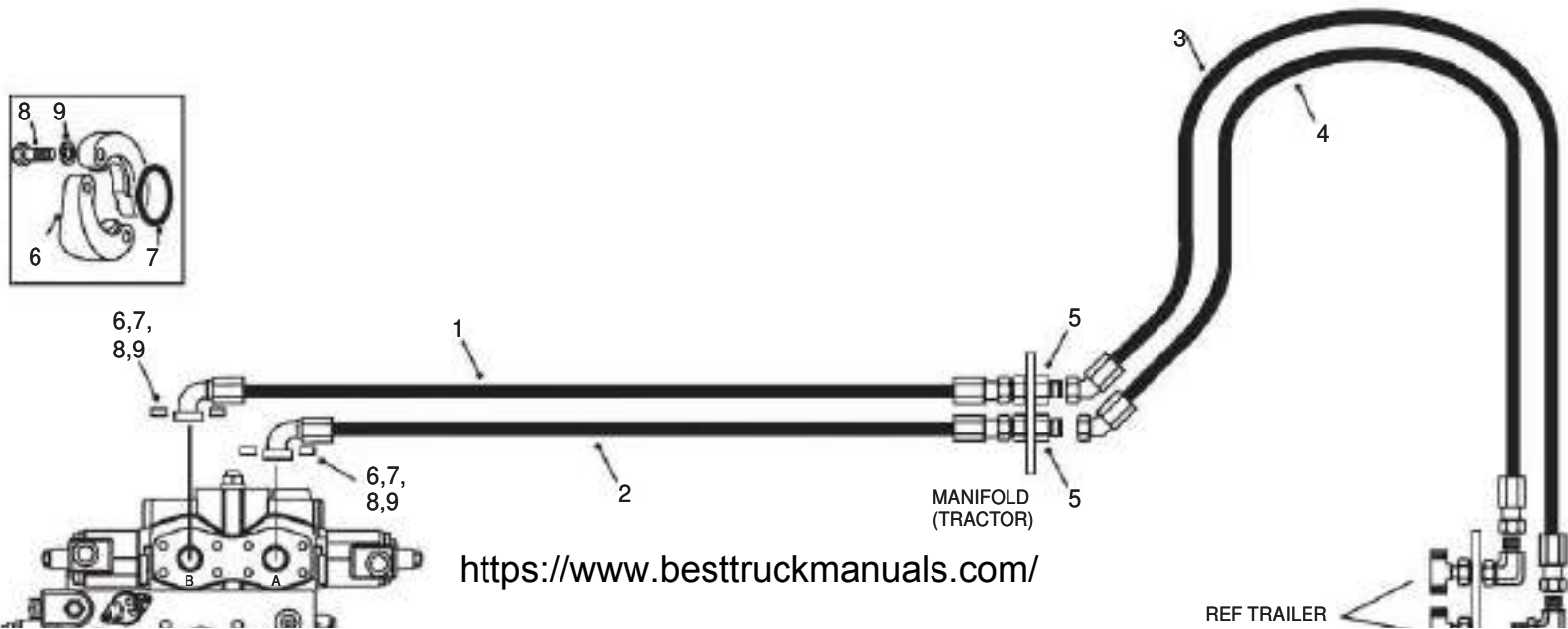
NC	REF	QTY	PART NO.	DESCRIPTION	SER. NO. FROM	SER. NO. TO
001	001		15312260	STEERING COLUMN ASSY		
002	001		15500254	.KNOB		
003	001		15500255	NUT		
004	001		15312261	SLIDING JOINT ASSY		
005	002		15500256	.JOINT ASSY		
006	001		15314149	STEERING WHEEL		
007	001		15254883	BELLOWS		
008	001		15255238	SEAL-FOAM-NITRILE/PV		
009	001		15314168	END CAP-ST/WHEEL		
010	001		15312979	PLATE BENT		
011	004		07161030	LOCKWASHER		
013	001		09349283	BRACKET-BUSH		
014	001		15311702	STUB SHAFT		
015	003		06351255	BOLT		
016	003		07151220	WASHER		
017	003		15244057	MOUNTING-RUBBER		
018	003		09037837	WASHER		
019	003		06471201	LOCKNUT		
020	004		06441040	BOLT		

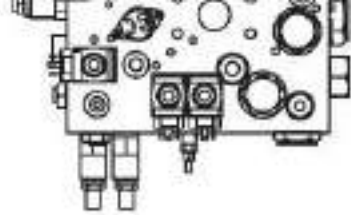
R1 01/03 (SER CORR)

230-0020-8261 LINES AND FITTINGS-BODY HOIST
FROM SERIAL NO. A8251011

DRAWING NO. P11050

P11050





MAIN HYD. VALVE
SEC. 215-0050



MANIFOLD
(TRAILER)

230-0020-8261 LINES AND FITTINGS-BODY HOIST
FROM SERIAL NO. A8251011

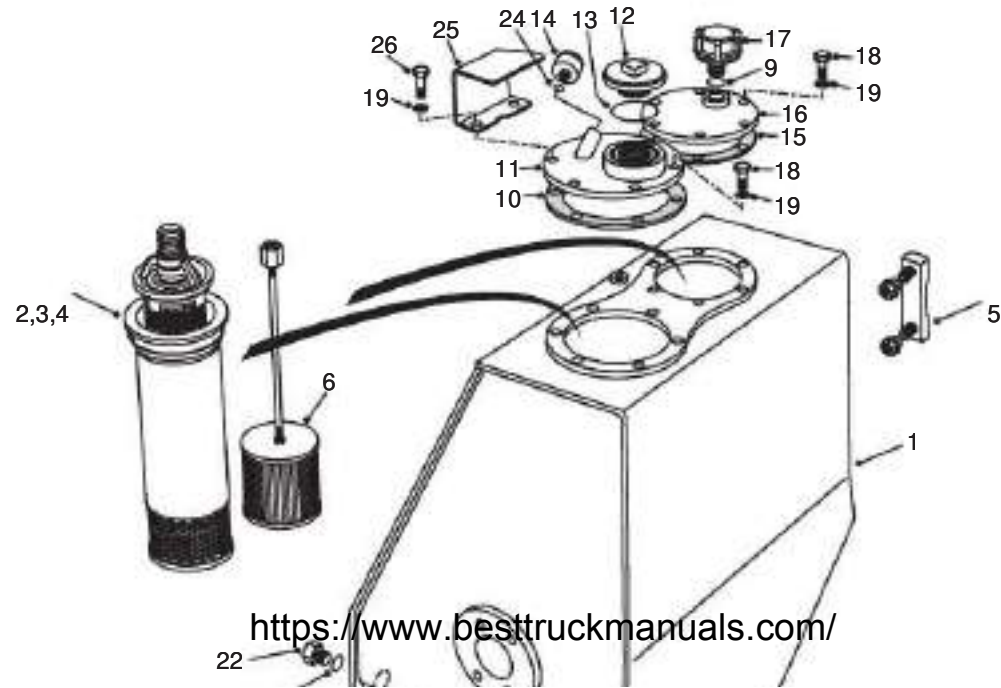
NC	REF	QTY	PART NO.	DESCRIPTION	SER.NO. FROM	SER.NO. TO
001	001		15313569	HOSE ASSY		
002	001		15314785	HOSE ASSY		
003	001		15314407	HOSE ASSY		
005	002		15253340	ADAPTOR		
006	004		09409982	FLANGE-SPLIT		
007	003		09410968	O RING		
008	004		06351070	BOLT		
009	008		07161030	LOCKWASHER		

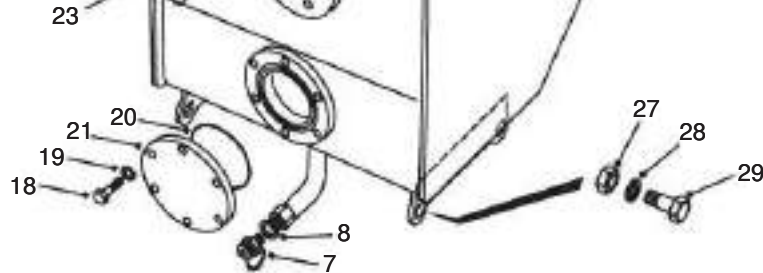
R2 01/04 (SER CORR)

230-0040-8261 TANK AND MOUNTING-BODY HOIST
FROM SERIAL NO. A8251011

DRAWING NO. P11141

P11141





230-0040-8261 TANK AND MOUNTING-BODY HOIST

FROM SERIAL NO. A8251011

NC	REF	QTY	PART NO.	DESCRIPTION	SER. NO. FROM	SER. NO. TO
----	-----	-----	----------	-------------	------------------	----------------

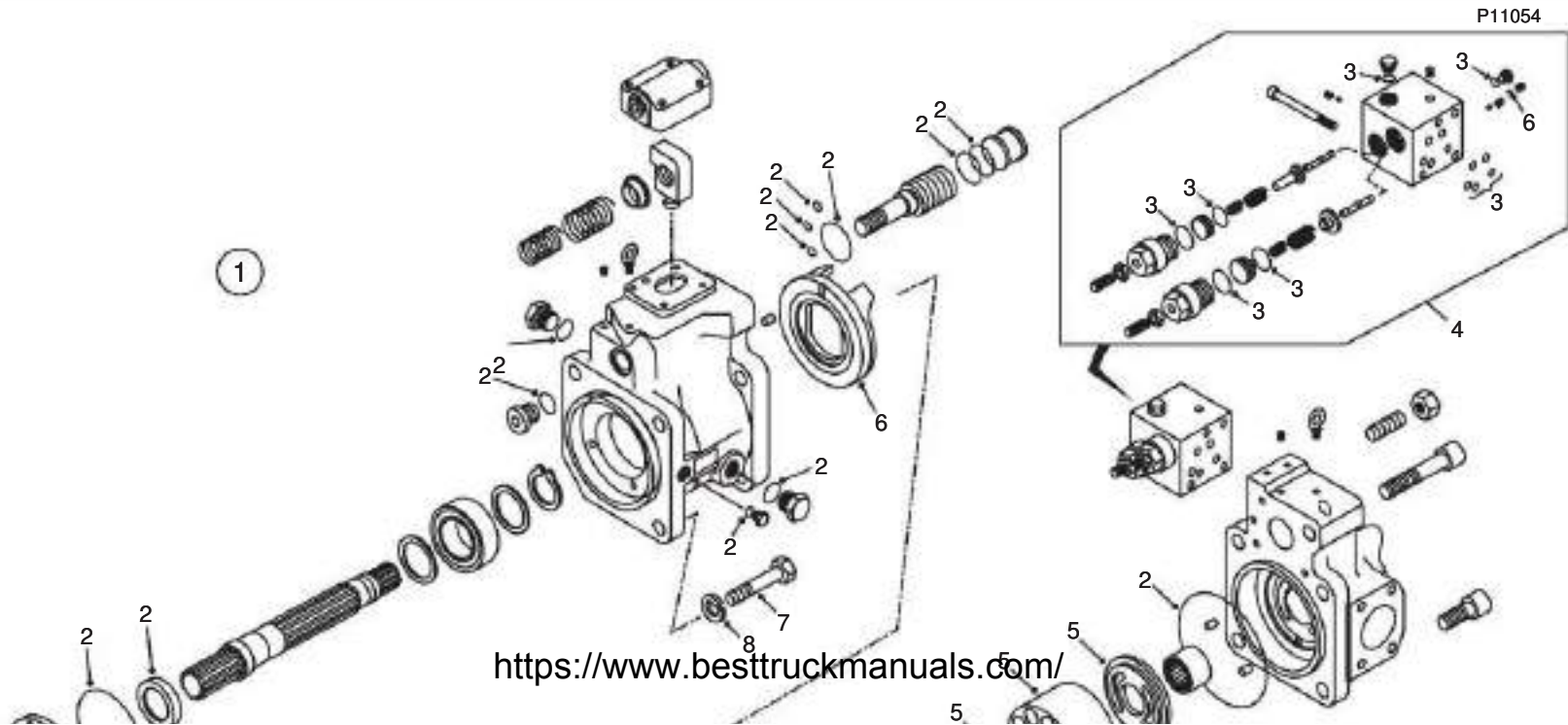
001	001	15312299	TANK ASSY-HYDRAULIC			
002	001	15312300	.FILTER ASSY-HYD			
003	001	15275922	.ELEMENT NSS			
004	001	15275923	.O RING NSS			
005	001	15304688	.SIGHT GLASS			
006	001	15305410	.STRAINER			
007	001	15308004	.DRAIN VALVE			
008	001	15311504	.BONDED SEAL			
009	001	09030816	.O RING			
010	001	15312459	.GASKET			
011	001	15315437	.COVER PLATE ASSY			
012	001	15315436	.CAP-HYD TANK			
013	001	09141918	.O RING			
014	001	15312302	.GAUGE-FILTER INDICATOR			
015	001	15011686	.GASKET			
016	001	15312305	.COVER PLATE ASSY			
017	001	15312728	.BREATHER			
018	018	00179839	.BOLT			
019	018	00108580	.LOCKWASHER			
020	001	09141860	.O RING			
021	001	15312723	.PLATE COVER			
022	001	00274252	.O RING			
023	001	09410364	.PLUG			
024	001	15229612	.SEAL			
025	001	15316689	.COVER PLATE			
026	002	00179841	.BOLT			
027	004	06472001	NUT			
028	001	03112873	LOCKWASHER			

028 004 07162030 LOCKWASHER
029 004 15251436 BOLT

R2 01/04 (SER CORR)

230-0050-8261 PUMP-BODY HOIST
FROM SERIAL NO. A8251011

DRAWING NO. P11054





230-0050-8261 PUMP-BODY HOIST
 FROM SERIAL NO. A8251011

NC	REF	QTY	PART NO.	DESCRIPTION	SER.NO. FROM	SER.NO. TO
A	001	001	15313119	PUMP ASSY-MAIN HYDS		
	002	001	15500020	.SEAL KIT-PUMP ASSY		
	003	001	15500021	.SEAL KIT-REGULATOR		
	004	001	15500022	.REGULATOR		
	005	001	15500023	.ROTARY KIT-RH ROTATIO		
	006	001	15500024	.SWASH PLATE KIT		
	007	003	15311896	BOLT		
	008	003	00103332	LOCKWASHER		

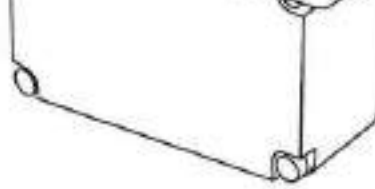
NOTES:
 A SERVICEABLE ITEMS ARE KITS ONLY-ALL OTHER ITEMS NSS
 (NOT SOLD SEPARATELY)

230-0081-8261 JOYSTICK-BODY CONTROL
FROM SERIAL NO. A8251011

DRAWING NO. P11051

P11051





230-0081-8261 JOYSTICK-BODY CONTROL
FROM SERIAL NO. A8251011

NC	REF	QTY	PART NO.	DESCRIPTION	SER.NO. FROM	SER.NO. TO
----	-----	-----	----------	-------------	-----------------	---------------

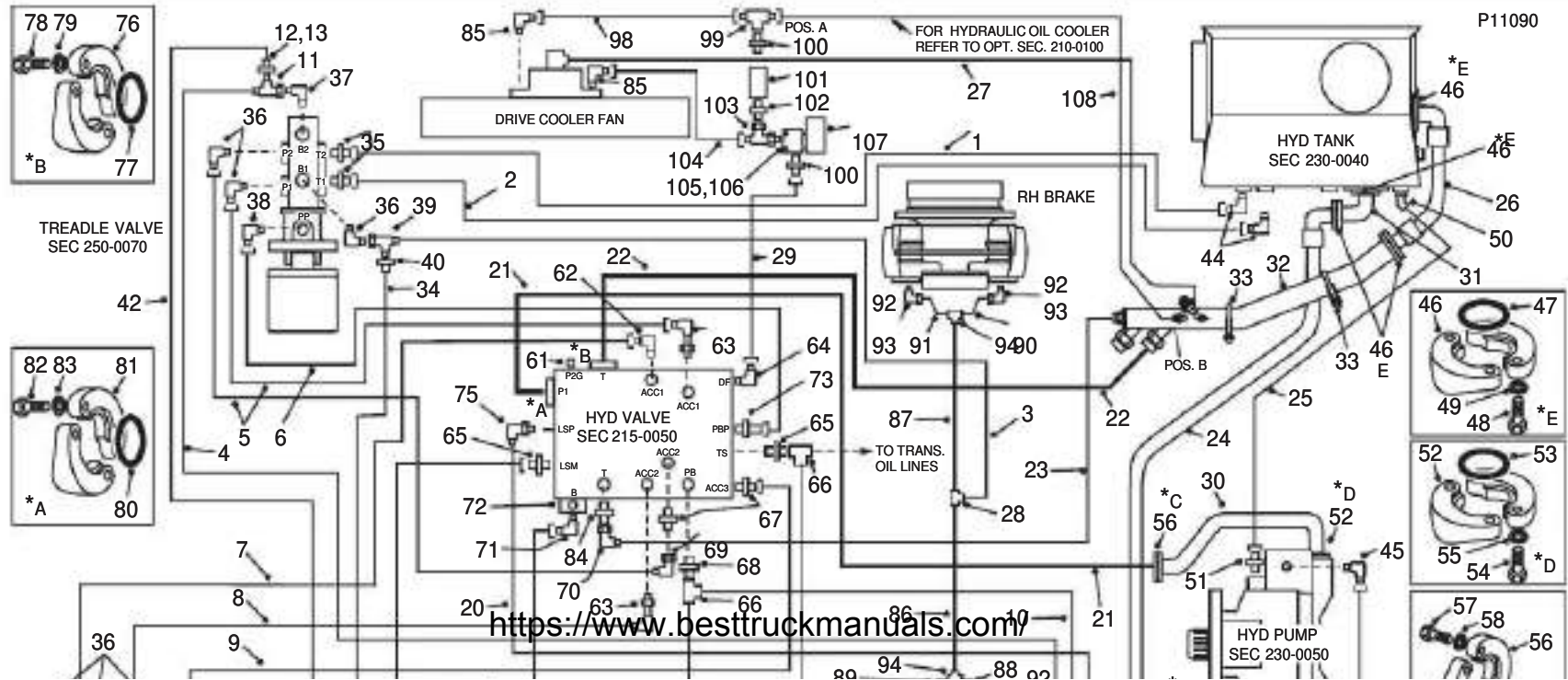
A	001	001	15314454	JOYSTICK-BODY HYDS		
---	-----	-----	----------	--------------------	--	--

NOTES:
A PRE-SET NON SERVICEABLE ITEM

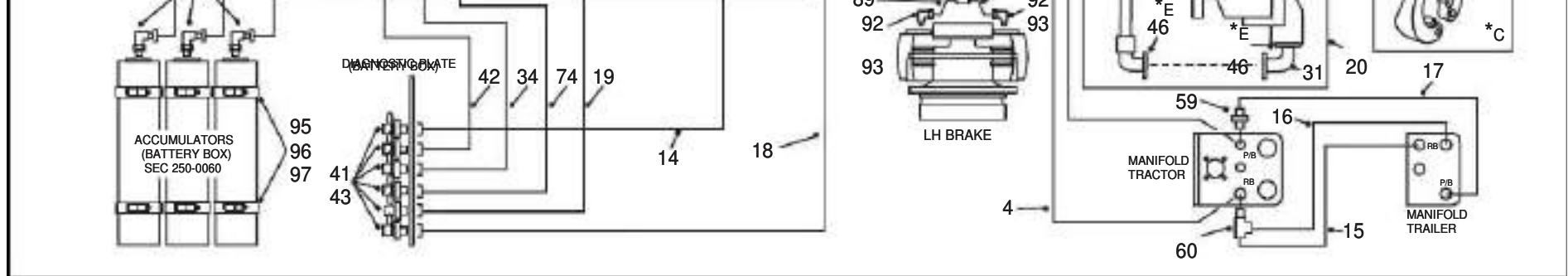
R1 04/03 (ECN 105684)

250-0020-8261 BRAKE LINES-HYDRAULIC
FROM SERIAL NO. A8251011

DRAWING NO. P11090



<https://www.besttruckmanuals.com/>



250-0020-8261 BRAKE LINES-HYDRAULIC FROM SERIAL NO. A8251011				250-0020-8261 BRAKE LINES-HYDRAULIC FROM SERIAL NO. A8251011							
NC	REF	QTY	PART NO. DESCRIPTION	SER.NO. FROM	SER.NO. TO	NC	REF	QTY	PART NO. DESCRIPTION	SER.NO. FROM	SER.NO. TO
001	001		15314055 HOSE ASSY			041	009		15300946 ADAPTOR-BULKHEAD		
002	001		15314056 HOSE ASSY			042	001		15315681 HOSE ASSY-DIAGNOSTIC		
003	001		15314050 HOSE ASSY			043	009		15025869 PLUG-DUST		
004	001		15314049 HOSE ASSY			044	002		15252846 ELBOW		
005	002		15314051 HOSE ASSY			045	001		15314781 ELBOW		
006	001		15314053 HOSE ASSY			046	012		09167602 FLANGE-SPLIT		
007	001		15315684 HOSE ASSY			047	006		09141918 O RING		
008	001		15315685 HOSE ASSY			048	020		00179887 BOLT		
009	001		15315686 HOSE ASSY			049	020		00103329 LOCKWASHER		
010	001		15314060 HOSE ASSY			050	001		15300916 ELBOW		
011	001		15253073 TEE			051	001		15251936 ADAPTOR		
012	001		15253125 REDUCER			052	002		15314325 FLANGE-SPLIT		
013	001		15253126 NUT			053	002		09410969 O RING		
014	001		15315679 HOSE ASSY-DIAGNOSTIC			054	004		15314725 BOLT		
015	001		15314358 HOSE ASSY			055	004		07161430 SPRING WASHER		
016	001		15314359 HOSE ASSY			056	002		09409983 FLANGE-SPLIT		
017	001		15314360 HOSE ASSY			057	004		00179860 BOLT		
018	001		15315674 HOSE ASSY-DIAGNOSTIC			058	004		00103328 LOCKWASHER		
019	001		15315675 HOSE ASSY-DIAGNOSTIC			059	001		15253039 ADAPTOR-BULKHEAD		
020	001		15314859 HOSE ASSY			060	001		15314017 TEE-BULKHEAD		
021	001		15313571 HOSE ASSY			061	001		15251819 NIPPLE-DIAGNOSTIC		
022	001		15314068 HOSE ASSY			062	001		15314009 ELBOW		
023	001		15314066 HOSE ASSY			063	002		15314812 ELBOW-EXTENDED		
024	001		15313567 HOSE ASSY			064	001		15252846 ELBOW		
025	001		15314082 HOSE ASSY			065	001		15251959 ADAPTOR		
026	001		15314084 HOSE ASSY			066	002		15251951 TEE		
027	001		15314079 HOSE ASSY			067	002		15256374 ADAPTOR		

028	001	15233862	TEE
029	001	15316790	HOSE ASSY
030	001	15317152	TUBE ASSY
031	002	15314377	TUBE ASSY
032	001	15313942	TUBE ASSY
033	002	15258458	CLAMP-SADDLE
034	001	15315680	HOSE ASSY-DIAGNOSTIC
035	002	15253151	ADAPTOR
036	006	15253564	ELBOW
037	001	15314010	ELBOW
038	001	15253243	ELBOW
039	001	15256538	TEE
040	001	15256639	REDUCER

068	001	15315407	ADAPTOR-EXTENDED
069	001	15256379	ELBOW
070	001	15252695	ELBOW
071	001	15255442	ELBOW
072	001	15316433	MANIFOLD PLATE
073	001	15315407	ADAPTOR-EXTENDED
074	001	15316218	HOSE ASSY-DIAGNOSTIC
075	001	15314780	ADAPTOR
076	002	09409982	FLANGE-SPLIT
077	001	09410968	O RING
078	004	06351070	BOLT
079	004	00108580	LOCKWASHER
080	002	09409984	FLANGE-SPLIT

R1 04/03 (ECN 105684)

250-0020-8261 BRAKE LINES-HYDRAULIC
FROM SERIAL NO. A8251011

NC	REF	QTY	PART NO.	DESCRIPTION	SER.NO. FROM	SER.NO. TO
081	001		09410970	O RING		
082	004		06351030	BOLT		
083	004		07151020	WASHER		
084	001		15253095	ADAPTOR		
085	002		15253242	ELBOW		
086	001		15314298	BRAKE PIPE-FT AXLE LH		
087	001		15314299	BRAKE PIPE-FT AXLE RH		
088	001		15314213	BRAKE PIPE		
089	001		15314212	BRAKE PIPE		
090	001		15314210	BRAKE PIPE		
091	001		15314209	BRAKE PIPE		
092	004		15233855	ELBOW		
093	004		15233847	ADAPTOR		
094	002		15233965	TEE		
095	012		06471001	LOCKNUT		
096	006		15315242	CLAMP ASSY		
097	012		07181020	WASHER		
098	001		15316581	HOSE ASSY		
099	001		15253128	TEE		
100	002		15252849	ADAPTOR		
101	001		15316748	SOLENOID VALVE		
102	001		15252989	TEE		
103	001		15316788	HOSE ASSY		
104	001		00179805	BOLT		
105	002		00103339	WASHER		
106	002		15316749	SOLENOID VALVE		
107	001					

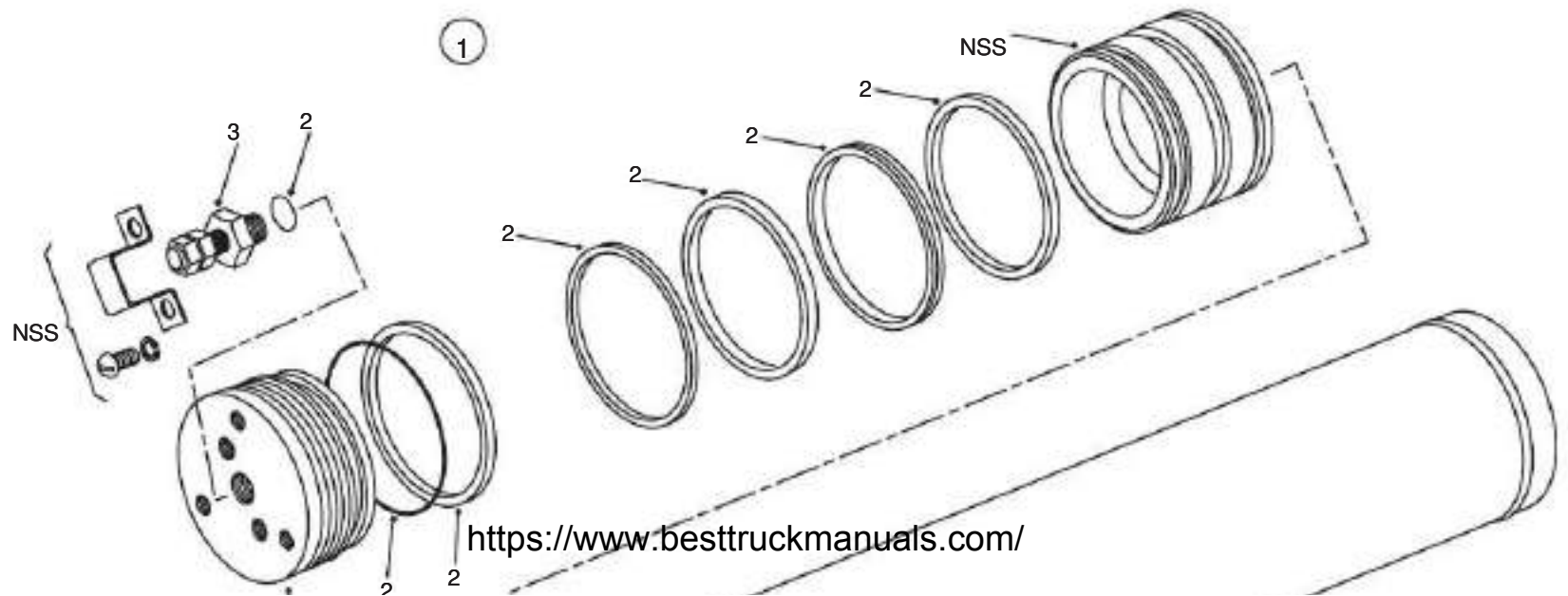
R1 04/03 (ECN 105684)

THIS PAGE IS INTENTIONALLY LEFT BLANK

250-0060-8261 BRAKE ACCUMULATOR
FROM SERIAL NO. A8251011

DRAWING NO. P11059

P11059



NSS



250-0060-8261 BRAKE ACCUMULATOR
FROM SERIAL NO. A8251011

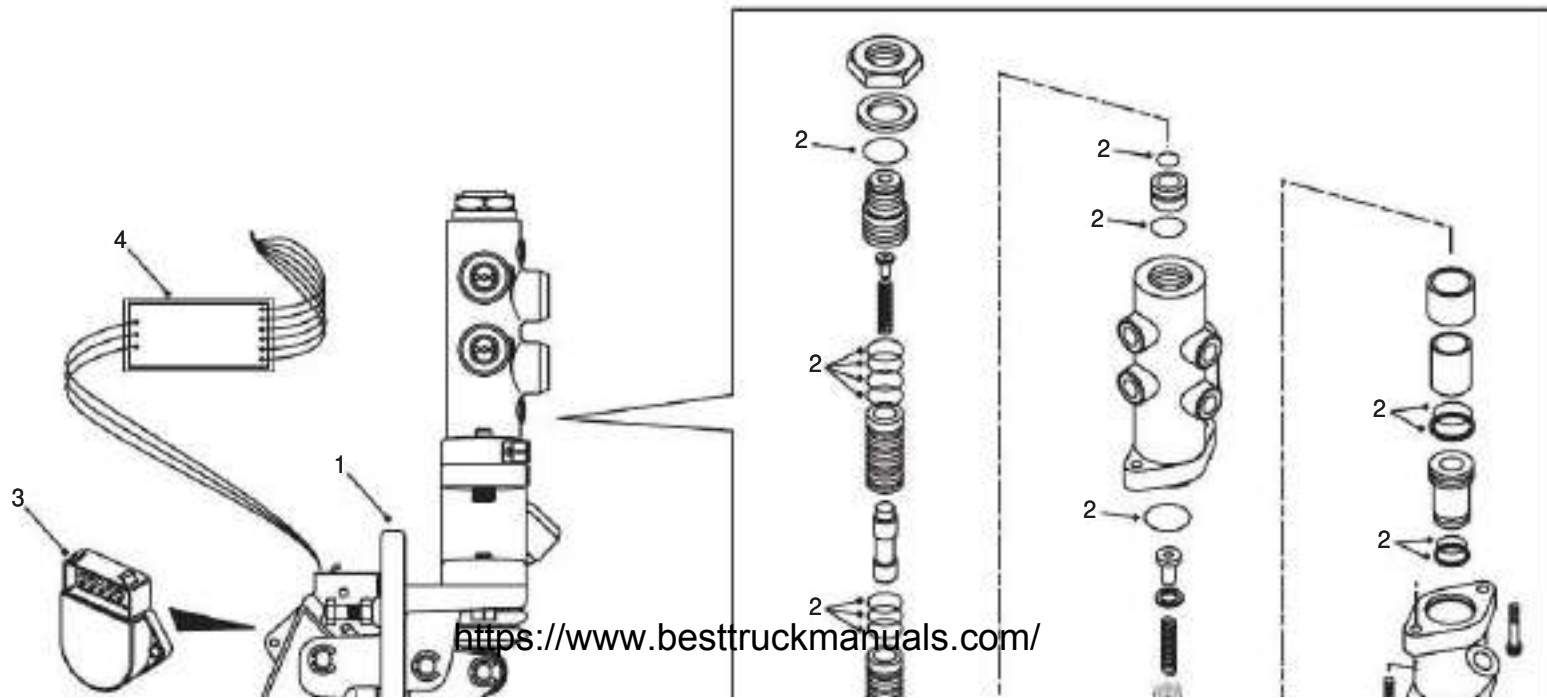
NC	REF	QTY	PART NO.	DESCRIPTION	SER.NO. FROM	SER.NO. TO
001	003		15314728	ACCUMULATOR-(479MM LG)		
002	001		15500219	.SEAL KIT		
003	001		06525035	.VALVE ASSY-RECHARGE		

R1 11/03 (SER CORR)

250-0070-8261 TREADLE VALVE
FROM SERIAL NO. A8251011

DRAWING NO. P11063

P11063





250-0070-8261 TREADLE VALVE
FROM SERIAL NO. A8251011

NC	REF	QTY	PART NO.	DESCRIPTION	SER.NO. FROM	SER.NO. TO
A	001	001	15311011	BRAKE VALVE ASSY		
	002	001	15500268	.REPAIR KIT		
	003	001	15500902	SENSOR ASSY		
	004	001	15311012	INTERFACE BOX-B/PEDAL		

NOTES:

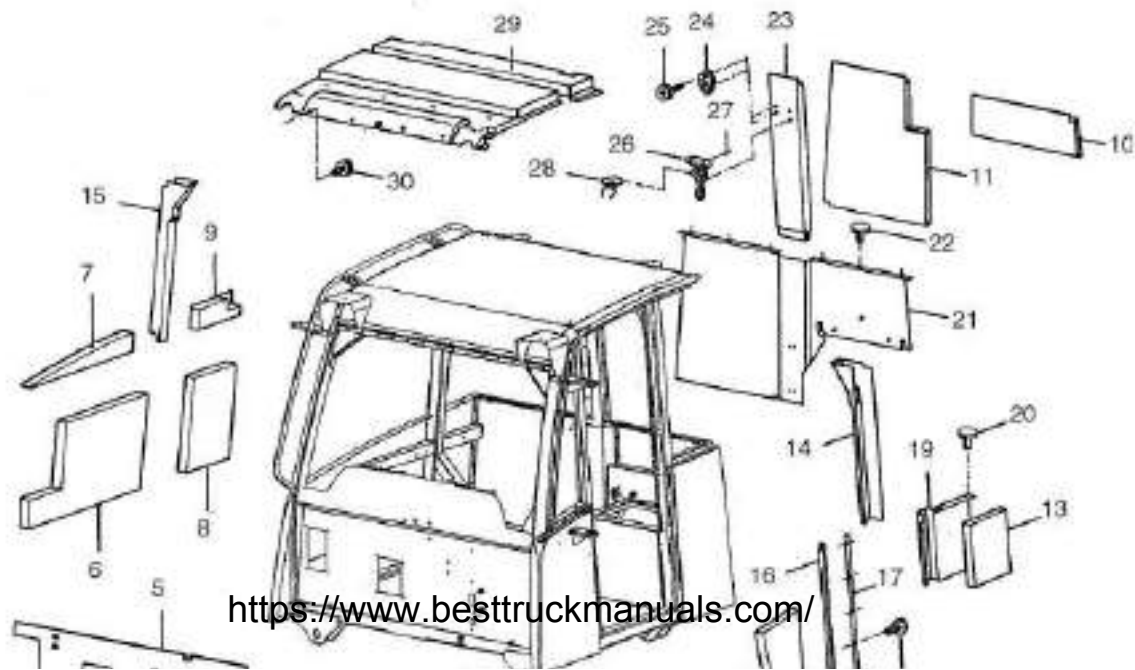
A ITEM 2 15500268 REPAIR KIT

R1 11/03 (SER CORR)

R1 01/03 (SER CORR)

260-0010-8261 CAB ASSEMBLY
FROM SERIAL NO. A8251011

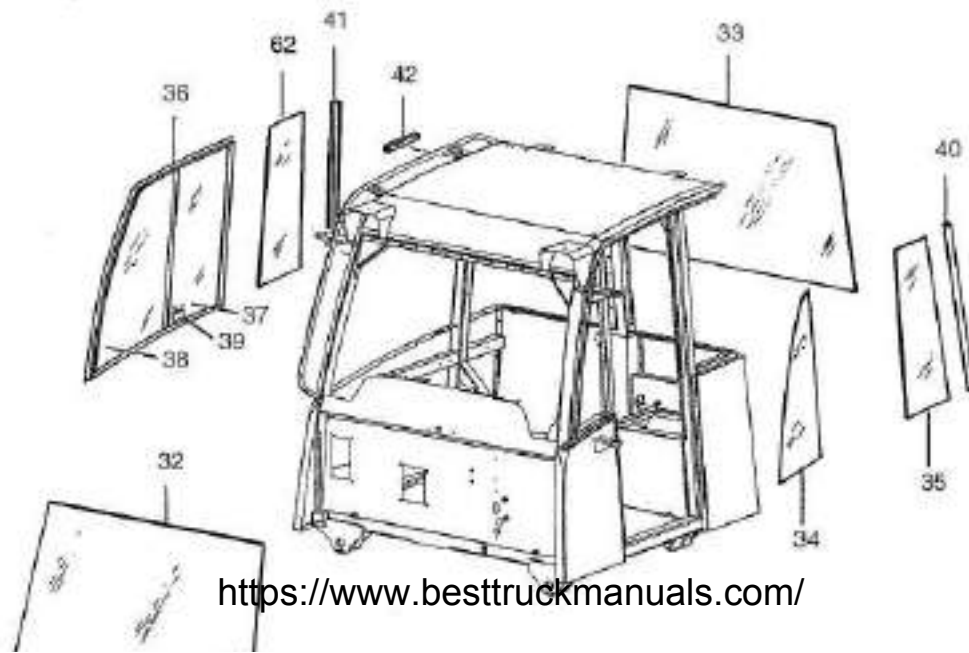
DRAWING NO. P11068A





260-0010-8261 CAB ASSEMBLY
FROM SERIAL NO. A8251011

DRAWING NO. P11068B

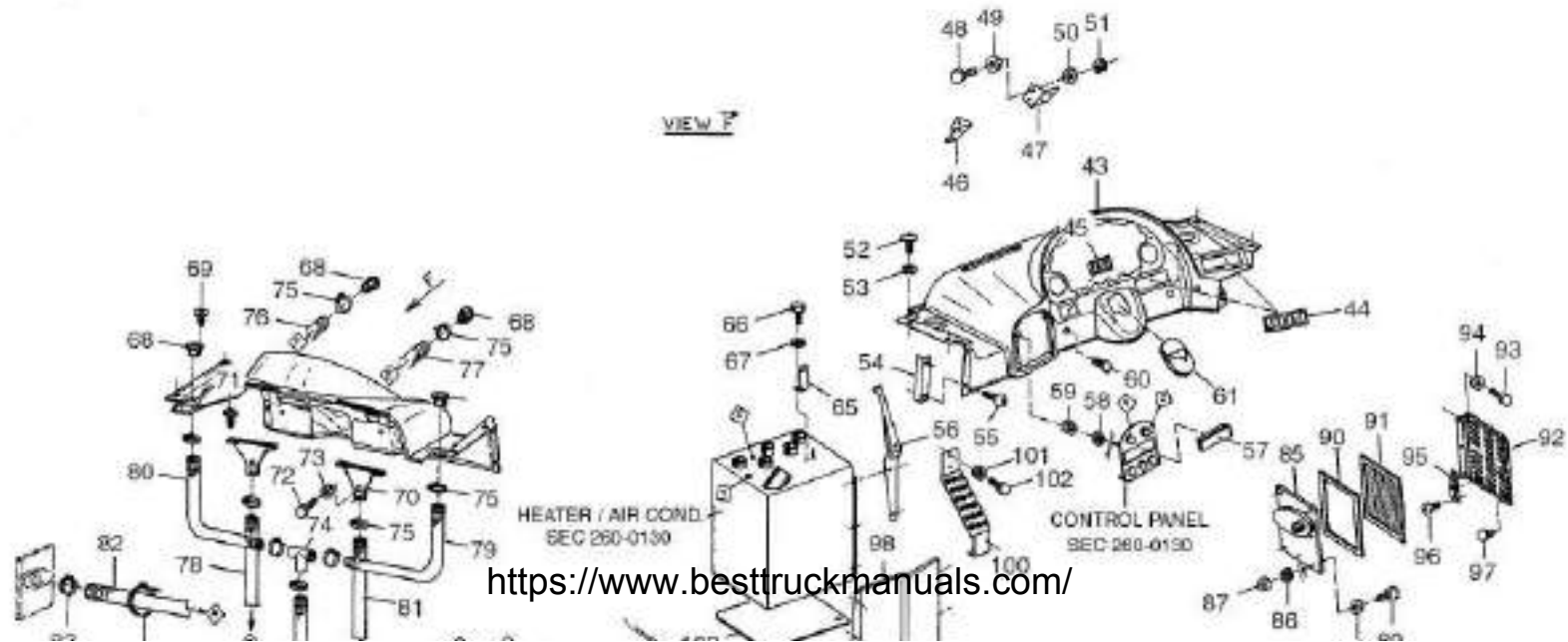


R1 01/03 (SER CORR)

R1 01/03 (SER CORR)

260-0010-8261 CAB ASSEMBLY
FROM SERIAL NO. A8251011

DRAWING NO. P11068C



83

84

79

63

64

103

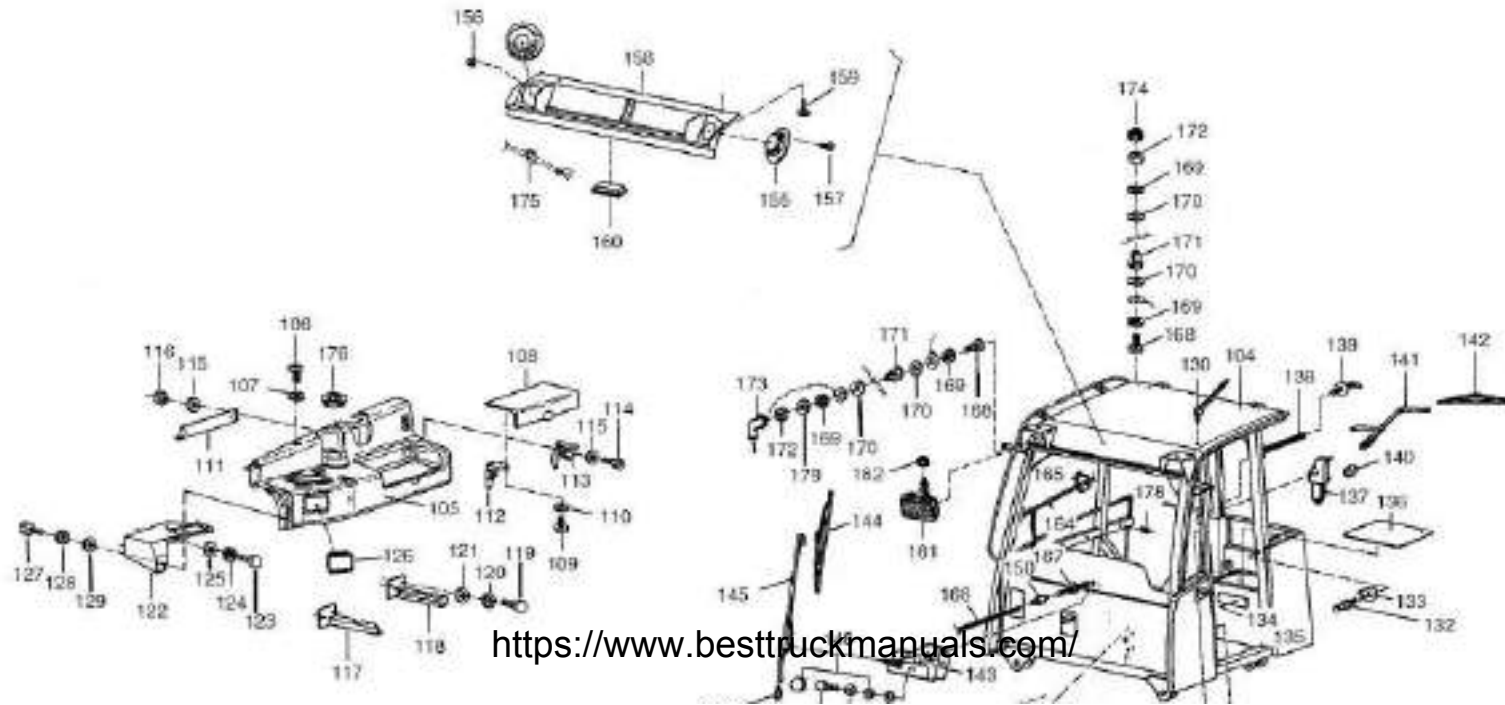
99

88

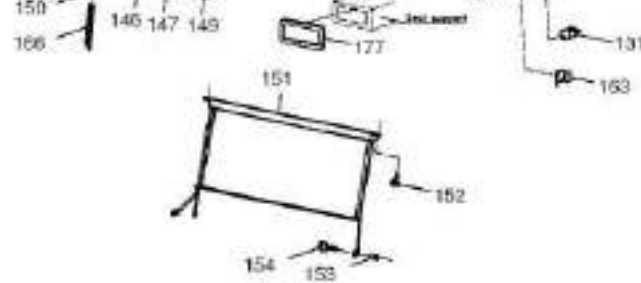


260-0010-8261 CAB ASSEMBLY
 FROM SERIAL NO. A8251011

DRAWING NO. P11068D



<https://www.besttruckmanuals.com/>



R1 01/03 (SER CORR)

R1 01/03 (SER CORR)

260-0010-8261 CAB ASSEMBLY					260-0010-8261 CAB ASSEMBLY								
FROM SERIAL NO. A8251011					FROM SERIAL NO. A8251011								
NC	REF	QTY	PART NO.	DESCRIPTION	SER.NO. FROM	SER.NO. TO	NC	REF	QTY	PART NO.	DESCRIPTION	SER.NO. FROM	SER.NO. TO
001	001		15312798	CAB ASSY-COMplete			041	001		15275824	.PROTECTOR-REAR CORNER		
002	001		15275873	.INSULATION-FLOOR FRON			042	ASR		15500170	.SEAL-BULK		
003	001		15275874	.INSULATION-FLOOR CENT			043	001		15500223	.FRONT DASHBOARD ASSY		
004	001		15275872	.INSULATION-FLOOR REAR			044	002		15270901	.HOUSING-SWITCHES		
005	001		15275871	.INSULATION-FIREWALL			045	001		15275829	.SUPPORT-SWITCHES		
006	001		15275868	.EXTENSION LINING-RH L			046	001		15275817	.PLATE LH-DASHBOARD		
007	001		15275866	.EXTENSION LINING-RH U			047	001		15275816	.PLATE RH-DASHBOARD		
008	001		15275867	.EXTENSION LINING-RH L			048	008		15270900	.SCREW		
009	001		15275865	.EXTENSION LINING-RH R			049	008		15272082	.WASHER		
010	001		15275869	.EXTENSION LINING-RH R			051	008		15270847	.NUT		
011	001		15275870	.EXTENSION LINING-RH R			052	004		15270829	.SCREW		
012	001		15275864	.EXTENSION LINING-LH F			053	004		15275888	.WASHER		
013	001		15275863	.EXTENSION LINING-LH R			054	001		15275810	.FIXATION-DASHBOARD LH		
014	001		15275839	.COVERING-LH C-POST			055	002		15270829	.SCREW		
015	001		15275838	.COVERING-RH B-POST			056	001		15275815	.REINFORCEMENT-RADIO		
016	001		15275837	.COVERING-LH B-POST			057	001		15270904	.COVER-RADIO		
017	001		15275809	.FIXATION-TRIMMING FRO			058	004		15270840	.WASHER		
018	004		15270829	.SCREW			059	004		15270833	.NUT		
019	001		15275836	.TRIM-LH LOWER REAR			060	001		15275894	.SOCKET ASSY		
020	002		15272085	.BUTTON			061	001		15275877	.COVER-STEERING COLUMN		
021	001		15275849	.TRIM-LOWER REAR			062	001		15275882	.WINDOW REAR-RH		
022	006		15272085	.BUTTON			063	006		08350820	.SCREW		
023	001		15275848	.COVERING-REAR PROFILE			064	001		15275821	.WASHER		
024	001		15270756	.HOOK-COAT			065	001		15275821	.SUPPORT-RADIO		
025	002		15270779	.SCREW			066	002		15270781	.BOLT		
026	001		15270861	.HAMMER									

027 002 15275905 .RIVET
 028 001 15271322 .STRAP
 029 001 15275850 .TRIM-ROOF
 030 010 15272085 .BUTTON
 031 038 15270869 .NUT-SPIRE
 032 001 15275886 .WINDOW FRONT
 033 001 15275885 .WINDOW REAR
 034 001 15275884 .WINDOW FRONT-LH
 035 001 15275883 .WINDOW REAR-LH
 036 001 15275881 .WINDOW ASSY-CAB RH
 037 001 15275856 ..WINDOW-SLIDING
 038 001 15275855 ..WINDOW-FIXED
 039 001 15271226 ..LATCH
 040 001 15275823 .PROTECTOR-REAR CORNER

067 002 15270840 .WASHER
 068 004 15273491 .AIR DIFFUSER
 069 012 15273492 .SCREW
 070 002 15270891 .AIR DIFFUSER
 071 004 15270892 .SCREW
 072 004 15270781 .BOLT
 073 004 15270840 .WASHER
 074 001 15500171 .JUNCTION
 075 014 15270895 .CLAMP
 076 001 15500172 .HOSE-PLASTIC LG 960MM
 077 001 15500173 .HOSE-PLASTIC LG 600MM
 078 001 15500174 .HOSE-PLASTIC LG 1070M
 079 002 15500175 .HOSE-PLASTIC LG 350MM
 080 001 15500176 .HOSE-PLASTIC LG 1050M

260-0010-8261 CAB ASSEMBLY

FROM SERIAL NO. A8251011

NC	REF	QTY	PART NO.	DESCRIPTION	SER.NO. FROM	SER.NO. TO
081	ASR		15270896	.HOSE-BULK PLASTIC		
082	ASR		15272067	.HOSE-BULK PLASTIC		
083	001		15275892	.RING		
084	004		15500178	.RING-PLASTIC		
085	001		15275899	.SUPPORT-AIR FILTER		
086	007		15270840	.WASHER		
087	007		15270833	.NUT		
088	007		15270832	.WASHER		
089	007		15270781	.BOLT		
090	ASR		15270831	.SEAL-BULK 1 = 1 METER		
091	001		15275859	.AIR FILTER		
092	001		15275814	.DOOR-AIR FILTER		
093	003		15270781	.BOLT		
094	003		15270840	.WASHER		
095	001		15270797	.LOCK		
096	002		15270799	.SCREW		
097	002		15270798	.STOPPER		
098	001		15275806	.PANEL-FRONT A/C		
099	006		15270829	.SCREW		
100	001		15275830	.FOOTREST		
101	002		15270790	.WASHER		
102	002		15270900	.SCREW		
103	001		15275822	.COVER PLATE		
104	001		15275813	.CAB-WELDED		
105	001		15275880	.CONSOLE-RIGHT SIDE		
106	008		15270829	.SCREW		

260-0010-8261 CAB ASSEMBLY

FROM SERIAL NO. A8251011

NC	REF	QTY	PART NO.	DESCRIPTION	SER.NO. FROM	SER.NO. TO
121	004		15275893	.WASHER		
122	001		15275805	.SUPPORT-GEAR SHIFT		
123	002		06350620	.SCREW		
124	002		15270998	.WASHER		
125	002		15270858	.WASHER		
126	001		15275906	.ASHTRAY		
127	001		06350620	.SCREW		
128	001		15270998	.WASHER		
129	001		15270858	.WASHER		
130	001		15270857	.AERIAL		
131	001		15275895	.SWITCH-DOOR		
132	001		15270842	.BOLT-LOCKING		
133	001		15270768	.COVER-STRIKER		
134	001		15275832	.PLATE-ROPS/FOPS		
135	004		15275905	.RIVET		
136	001		15275822	.COVER PLATE		
137	001		15275862	.WIPER MOTOR-REAR 110		
138	ASR		15270868	.TUBING-PVC		
139	001		15273484	.CONNECTOR		
140	001		15272057	.SCREW		
141	001		15275853	.WIPER ARM-560MM LG		
142	001		15275852	.WIPER BLADE-FRONT LG		
143	002		15275852	.WIPER BLADE-500MM LG		
145	001		15275854	.WIPER ARM-530MM LG		
146	001		06350620	.SCREW		

107 008 15275888 .WASHER
 108 001 15500180 .FUSE BOX SIDE
 109 006 15275890 .SCREW
 110 006 15275898 .WASHER-HDN
 111 001 15275818 .REINFORCEMENT-SIDE DA
 112 001 15275835 .HINGE FRONT-COVER
 113 001 15275834 .HINGE REAR-COVER
 114 006 15275889 .SCREW
 115 012 15275898 .WASHER-HDN
 116 006 15275891 .NUT
 117 001 15275807 .FT SUPPORT-FUSEBOX
 118 001 15275808 .REAR SUPPORT-FUSEBOX
 119 004 06350620 .SCREW
 120 004 15270998 .WASHER

147 001 15270840 .WASHER
 148 001 15270865 .CAP-NUT
 149 001 15270864 .WASHER-FIBRE
 150 002 15270749 .VALVE-SCREEN WASHER
 151 001 15275887 .SUNVISOR
 152 002 15272283 .SCREW
 153 002 15272769 .NUT
 154 002 15270754 .SCREW
 155 002 15273684 .SPEAKER
 156 008 15270995 .CLIP
 157 008 15271182 .SCREW
 158 001 15500182 .DOCUMENT SHELF ASSY
 160 001 15275896 .LIGHT INTERIOR

R1 01/03 (SER CORR)

R1 01/03 (SER CORR)

260-0010-8261 CAB ASSEMBLY

FROM SERIAL NO. A8251011

NC	REF	QTY	PART NO.	DESCRIPTION	SER.NO. FROM	SER.NO. TO
161	002		15275833	.WORKING LIGHT		
162	002		15272115	.CAP-NUT		
163	004		09379264	.TIE-CABLE		
164	001		15275860	.HARNESS-CAB GENERAL		
165	019		15270897	.CLIP		
166	ASR		15270868	.TUBING-PVC		
167	001		15270910	.GROMMET		
168	010		15275900	.SCREW		
169	010		15270998	.WASHER		
170	010		15270832	.WASHER		
171	010		15275904	.SEAL-WORKING LIGHT		
172	010		15275903	.NUT		
173	004		15275902	.SOCKET PROTECTOR		
174	006		15270791	.CAP		
175	001		15275901	.GROMMET		
176	001		15275875	.CUP HOLDER		
177	ASR		15270909	.SEAL-BULK		
178	006		15275897	.NUT M6		
179	004		15500184	.WASHER		

THIS PAGE IS INTENTIONALLY LEFT BLANK

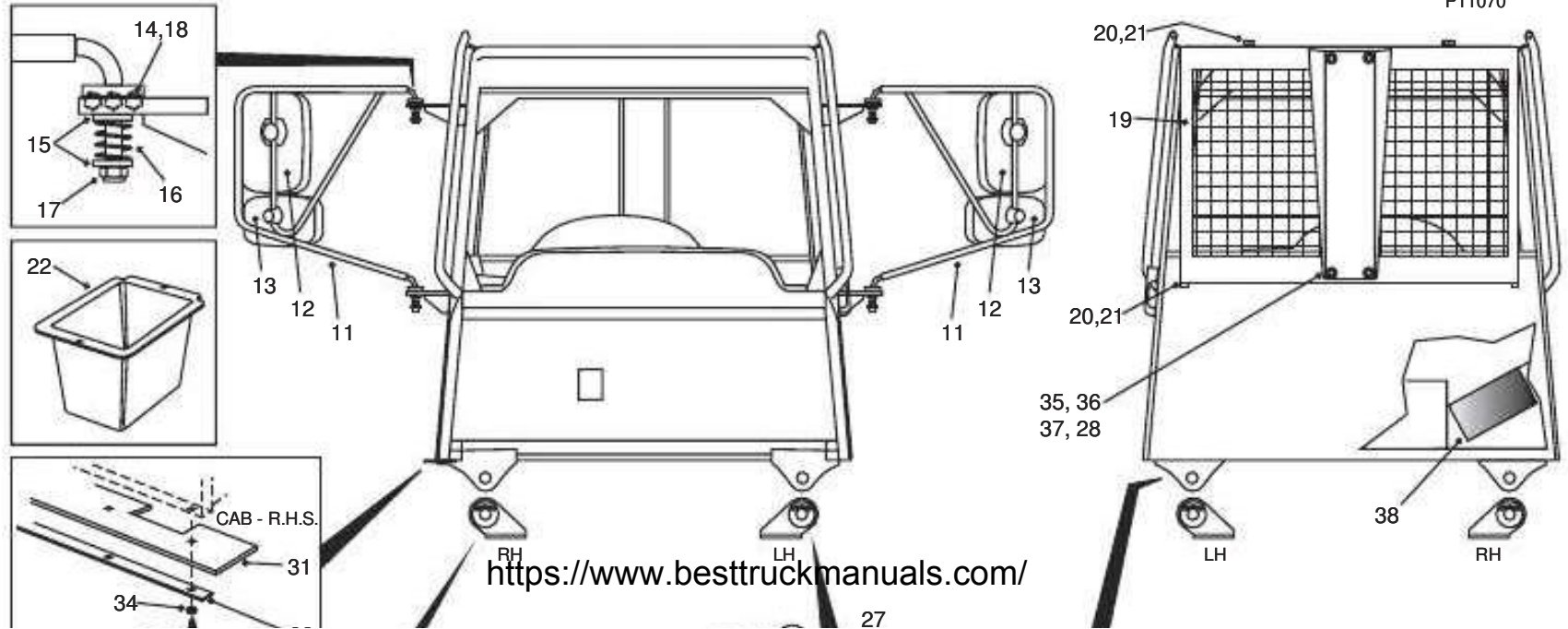
<https://www.besttruckmanuals.com/>

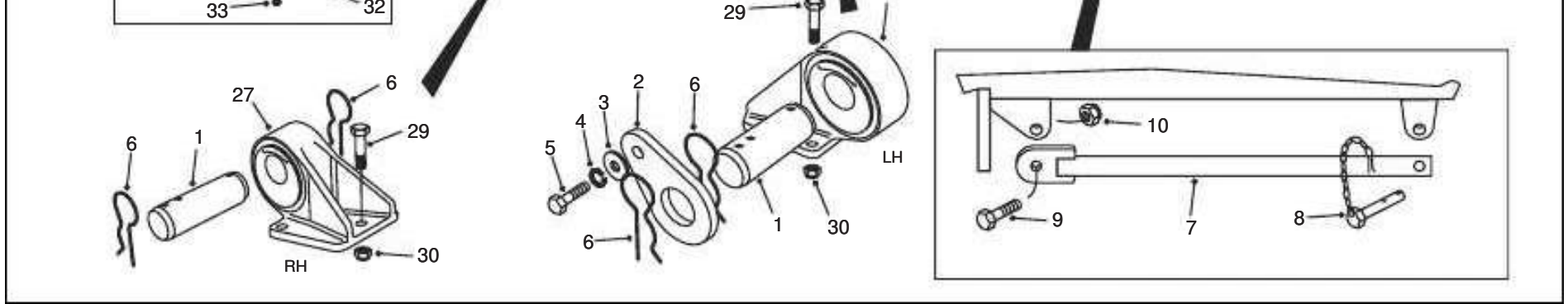
260-0015-8261 CAB MOUNTING

FROM SERIAL NO. A8251011

DRAWING NO. P11070

P11070





260-0015-8261 CAB MOUNTING

FROM SERIAL NO. A8251011

NC	REF	QTY	PART NO.	DESCRIPTION	SER. NO. FROM	SER. NO. TO
----	-----	-----	----------	-------------	------------------	----------------

001	002	15314301	PIN			
002	002	15314302	PLATE-RETAINER			
003	002	09217321	WASHER			
004	002	00103329	LOCKWASHER			
005	002	00179883	BOLT			
006	008	15233816	PIN-SPRING			
007	001	15313857	CAB PROP			
008	001	15314251	PIN ASSY			
009	001	06372070	BOLT			
010	001	06472001	NUT			
011	002	15313983	MIRROR ARM			
012	002	15308693	MIRROR-EXTERIOR CONVEX			
013	002	15246087	MIRROR-WIDE ANGLE			
014	016	00453637	BALL			
015	008	09191596	WASHER			
016	004	09056683	SPRING			
017	004	06471601	LOCKNUT			
018	002	EMS19014	GREASE MULTI PURPOSE			
019	001	15314290	WINDOW GUARD			
020	004	06351225	BOLT			
021	004	07151220	WASHER			
022	001	15314674	STORAGE BOX			
023	001	15314670	MAT-FRONT FLOOR			
024	001	15314671	MAT-LEFT REAR			
025	001	15314672	MAT-RIGHT REAR			
026	001	15314673	MAT-UNDER SEAT			

026	001	15314873	MAT-UNDER SEAT	
A	027	004	15275803	SUPPORT-SILENBLOCK
	028	002	15315008	PIN-CAB HINGE
	029	012	06351655	BOLT
	030	012	06471601	LOCKNUT
	031	001	15315865	MUD FLAP-CAB RHS
	032	001	15316783	PLATE
	033	007	15315874	SCREW-SELF TAPPING
	034	007	00103339	WASHER
	035	001	15316343	HEAT SHIELD
	036	004	06351025	BOLT
	037	004	07151020	WASHER
	038	004	06431001	NUT

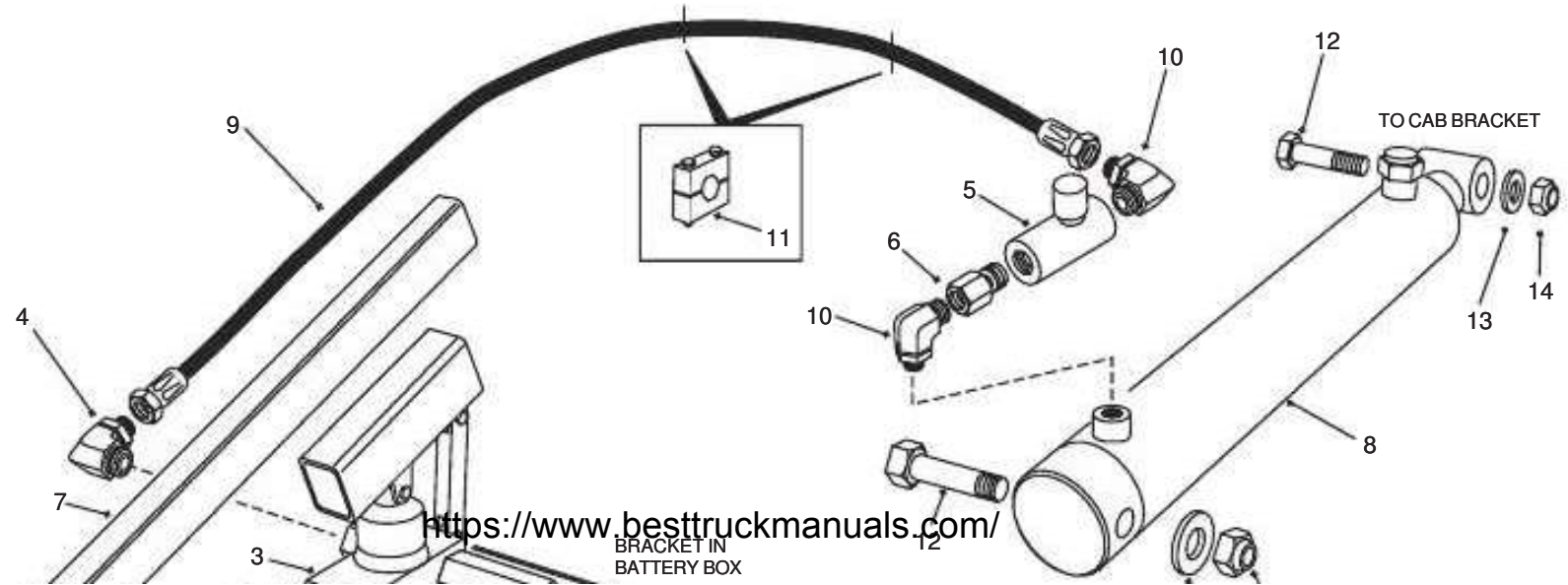
NOTES: A - PART OF CAB ASSY COMPLETE 15312798

260-0018-8261 CAB TILT MECHANISM

FROM SERIAL NO. A8251011

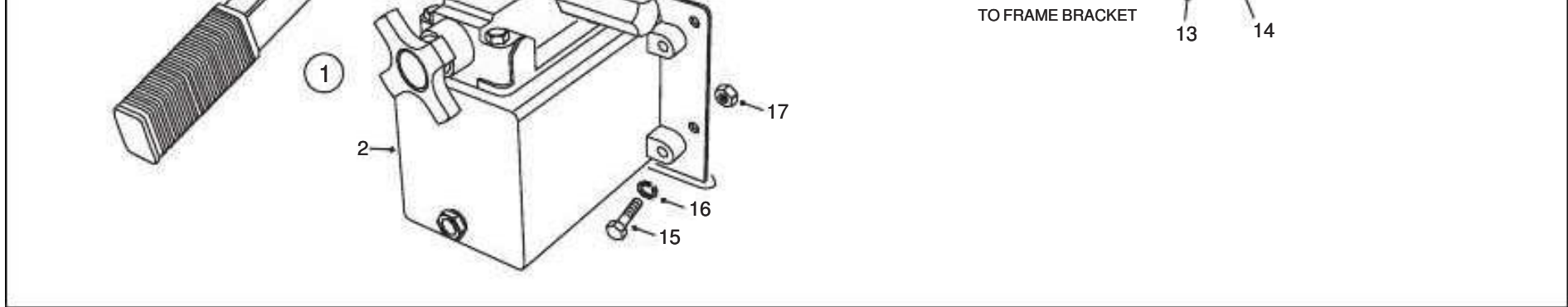
DRAWING NO. P11092

P11092



<https://www.besttruckmanuals.com/>

BRACKET IN BATTERY BOX



260-0018-8261 CAB TILT MECHANISM

FROM SERIAL NO. A8251011

NC	REF	QTY	PART NO.	DESCRIPTION	SER.NO. FROM	SER.NO. TO
	001	001	15312564	HAND PUMP & TANK ASSY		
	002	001	15312561	.TANK-HYD (1 LITRE)		
	003	001	15312562	.HAND PUMP		
	004	001	15256589	.ELBOW		
	005	001	15304436	VALVE-FLOW CONTROL		
	006	001	15305550	ADAPTOR		
	007	001	15312563	LEVER (HAND PUMP)		
A	008	001	15312565	CYLINDER (CAB RAISE)		
	009	001	15315683	HOSE ASSY		
	010	002	15256589	ELBOW		
	011	002	15253869	CLAMP		
	012	002	00223464	BOLT		
	013	002	09250715	WASHER-HARDENED		
	014	002	09419493	LOCKNUT		
	015	004	06350840	SCREW		
	016	004	07150815	WASHER		
	017	004	06470801	NUT		

NOTES:

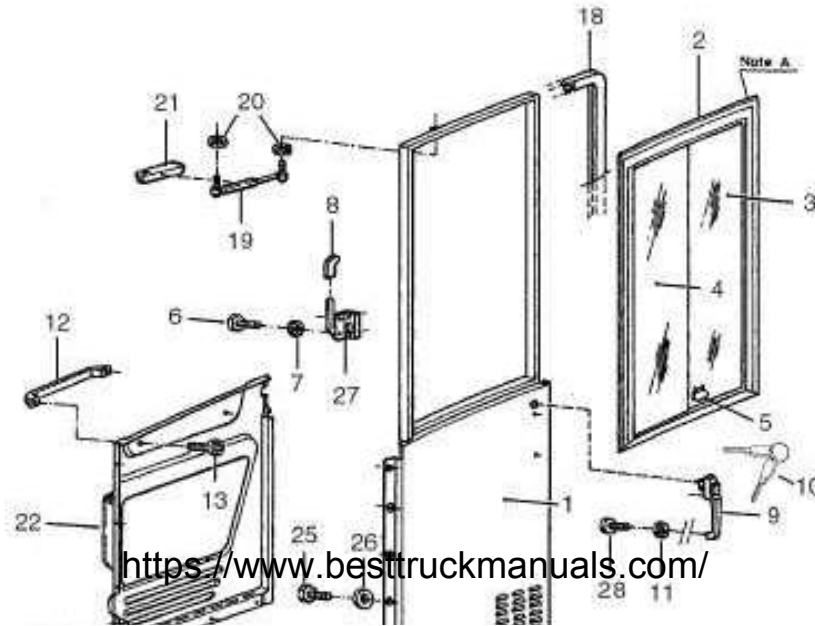
A SEAL KIT 15500009

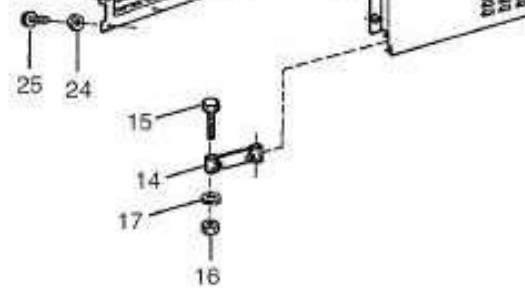
R1 01/03 (SER CORR)

260-0030-8261 CAB DOOR-LEFT HAND

FROM SERIAL NO. A8251011

DRAWING NO P11069





260-0030-8261 CAB DOOR-LEFT HAND

FROM SERIAL NO. A8251011

NC	REF	QTY	PART NO.	DESCRIPTION	SER.NO. FROM	SER.NO. TO
A	000	001	15275908	DOOR ASSY		
	001	001	15275909	.DOOR-WELDED		
	002	001	15275912	.WINDOW ASSY (DOOR)		
	003	001	15275858	..WINDOW-SLIDING (DOOR)		
	004	001	15275857	..WINDOW-FIXED (DOOR)		
	005	001	15271225	..LATCH		
	006	004	15270841	.SCREW		
	007	004	15270840	.WASHER		
	008	001	15270769	.COVER		
	009	001	15270751	.HANDLE-DOOR		
	010	002	15271320	..KEY-CAB DOOR		
	011	002	15270840	.WASHER		
	012	001	15275914	.INSIDE HANDLE		
	013	002	15275915	.SCREW		
	014	001	15270746	.STOP-DOOR		
	015	002	15270849	.SCREW		
	016	002	15270850	.NUT		
	017	002	15270747	.WASHER		
	018	ASR	15270744	.SEAL-DOOR		
	019	001	15275910	.GAS STRUT		
	020	002	15272062	.WASHER		
	021	001	15270848	.COVER-GAS STRUT		
	022	001	15500222	.TRIM PANEL-DOOR		
	023	008	15270829	.SCREW		
	024	008	15275888	.WASHER		

025 005 15272060 .SCREW
 026 005 15275916 .WASHER
 027 001 15500221 .DOOR LOCK
 028 002 15270839 .SCREW

NOTES:

A PART OF CAB ASSY COMPLETE 15312798

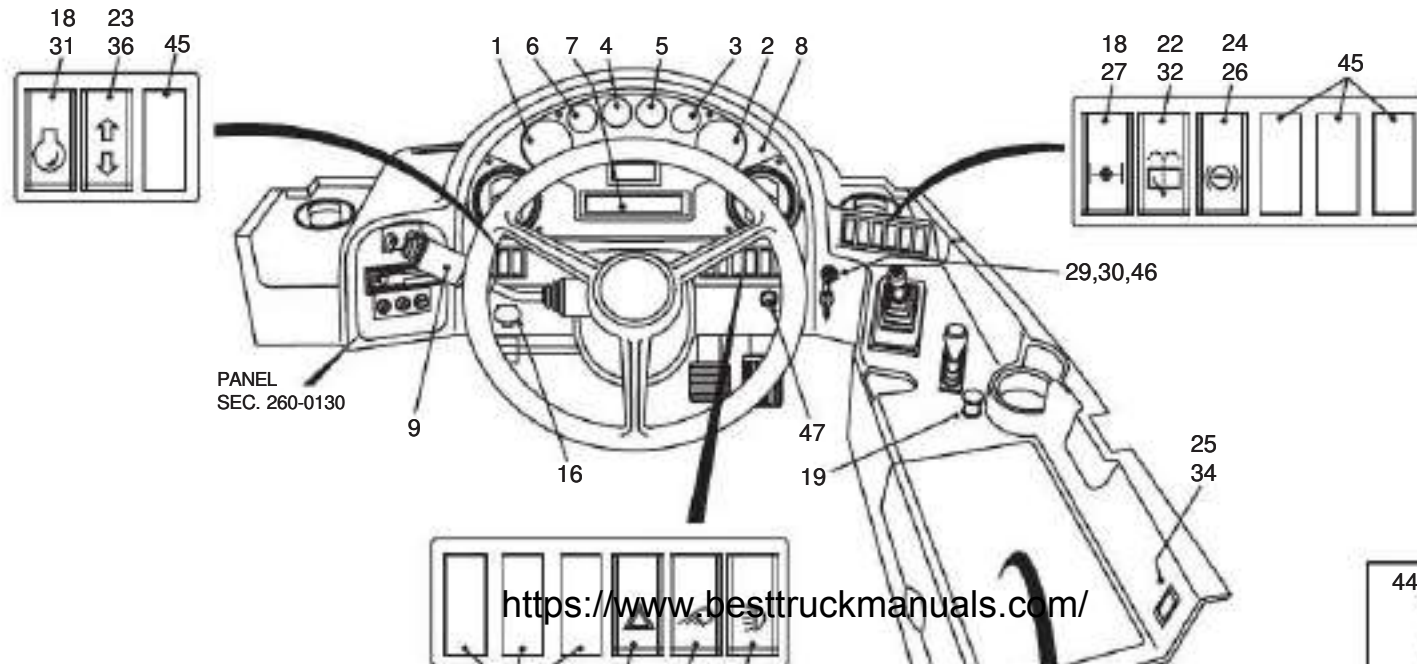
R1 01/03 (SER CORR)

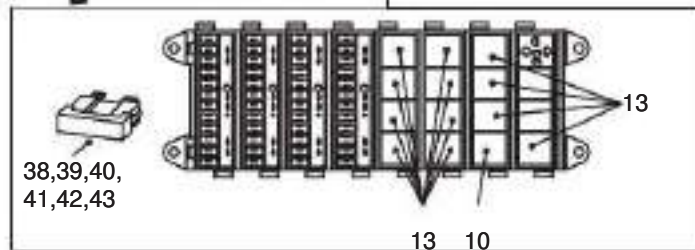
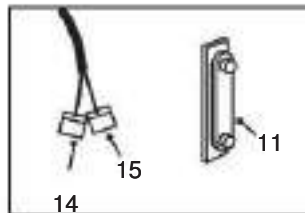
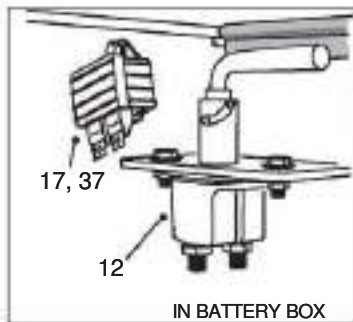
R2 11/03 (ECN 105522, SER CORR)

260-0080-8261 SWITCHES AND INSTRUMENTS
 FROM SERIAL NO. A8251011

DRAWING NO. P11158

P11158





46 20 18 21
28 35 33

260-0080-8261 SWITCHES AND INSTRUMENTS
FROM SERIAL NO. A8251011

NC	REF	QTY	PART NO.	DESCRIPTION	SER.NO. FROM	SER.NO. TO
A	001	001	15314236	SPEEDOMETER		
A	002	001	15314237	TACHOMETER		
A	003	001	15314238	GAUGE-FUEL		
A	004	001	15314239	GAUGE-COOLANT TEMP		
A	005	001	15314240	GAUGE-OIL COOL TEMP		
A	006	001	15314241	HOURLMETER		
	007	001	15314242	WARNING LIGHT CLUSTER		
	008	001	15314819	INSTRUMENT PANEL		
	009	001	15237161	SWITCH-COLUMN		
	010	001	15244724	FLASHER UNIT		
	011	001	15247645	BUS BAR 20 CIRCUIT		
	012	001	15229194	SWITCH-MASTER DISC		
	013	012	15256444	RELAY013		
	014	001	09079062	DIODE-BLOCK		
	015	001	15247765	DIODE-BLOCK		
	016	001	15256443	SOCKET-HANDLAMP		
	017	001	15302904	BRANCH KNOT		
	018	003	15314151	SWITCH		
	019	001	15300658	SWITCH-PUSH/TWIST		
	020	001	15314153	SWITCH		
	021	001	15314154	SWITCH		
	022	001	15314155	SWITCH		
	023	001	15314152	SWITCH		
	024	001	15314526	SWITCH		
	025	001	15314527	SWITCH		

260-0080-8261 SWITCHES AND INSTRUMENTS
FROM SERIAL NO. A8251011

NC	REF	QTY	PART NO.	DESCRIPTION	SER.NO. FROM	SER.NO. TO
	041	ASR	15247612	FUSE-10 AMP		
	042	ASR	15247611	FUSE-15 AMP		
	043	ASR	15247753	FUSE-30 AMP		
	044	001	15316488	FUSE-125 AMP		
	045	007	15229157	PLUG-BLANKING		
	046	002	15317299	WASHER-PLASTIC		
	047	001	15307890	CIGAR LIGHTER		

NOTES:
A CONTAINS 15275924 RED BULB 24V/1.2W (2 OFF EACH SPEEDO & TACHO, 1 OFF EACH ALL OTHER GAUGES)

026 001 15314528 LENS-EXHAUST BRK/RETARDER
027 001 15314161 LENS-DIFF-LOCK
028 001 15314162 LENS-HAZARD
029 001 15247606 SWITCH-KEY START

030 001 15314163 KEY-ENG FAULT DIAG
032 001 15314164 LENS-REAR WASH/WIPE
033 001 15314165 LENS-LIGHTS
034 001 15314525 LENS-BODY PRESS DUMP
035 001 15314524 LENS-FRONT WORK LIGHTS
036 001 15314176 LENS-ENGINE REQUEST
037 002 15302906 FUSE-100 AMP
038 ASR 15247615 FUSE-3 AMP

039 ASR 15247613 FUSE-7.5AMP

R2 11/03 (ECN 105522, SER CORR)

R1 07/04 (SER CORR)

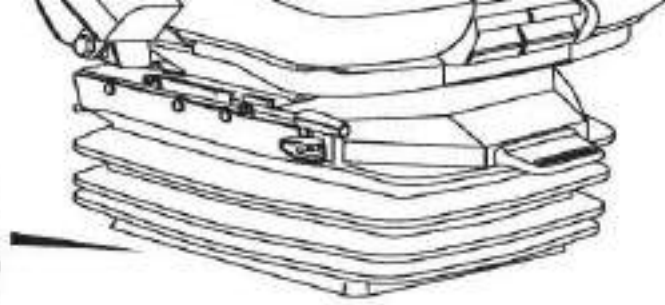
260-0090-8261 SEAT-DRIVER
FROM SERIAL NO. A8251011

DRAWING NO. P11072A

P11072

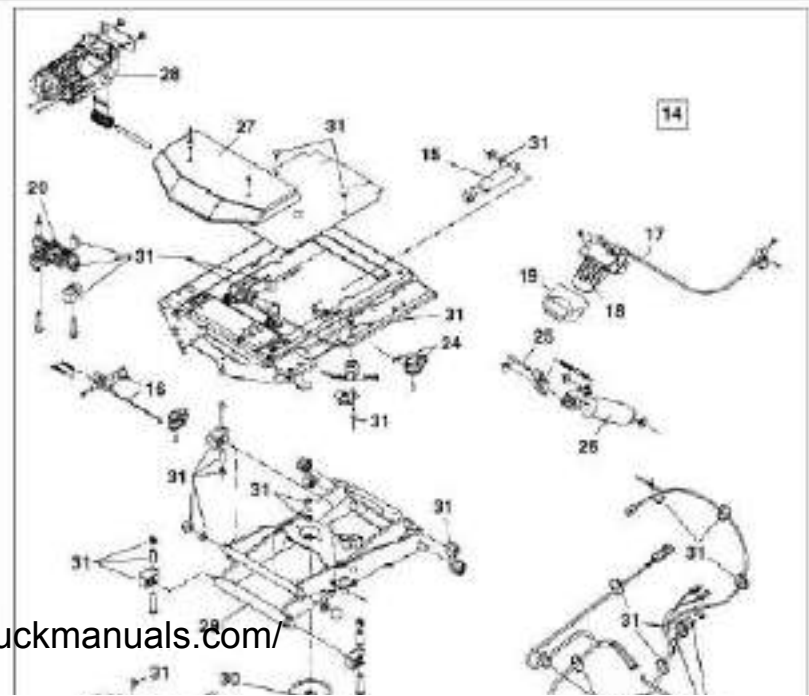
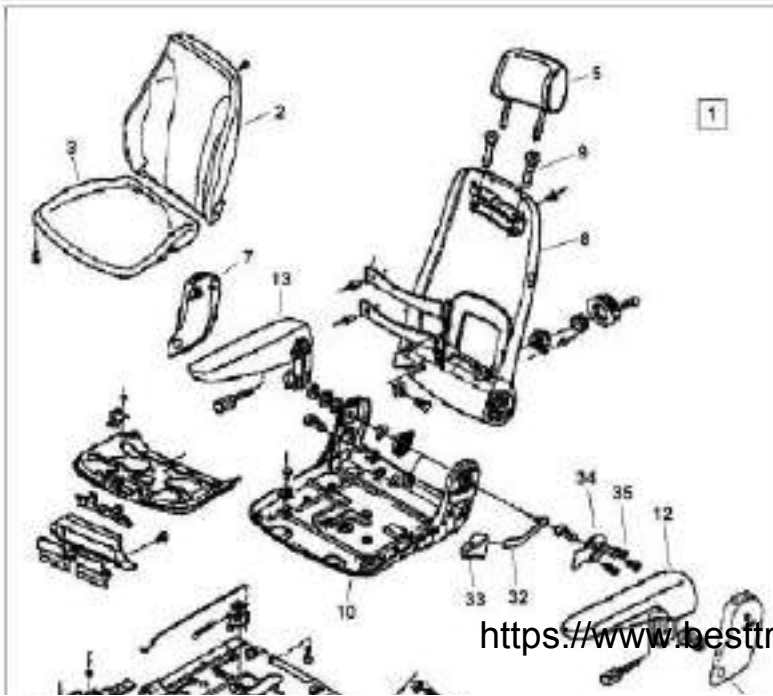


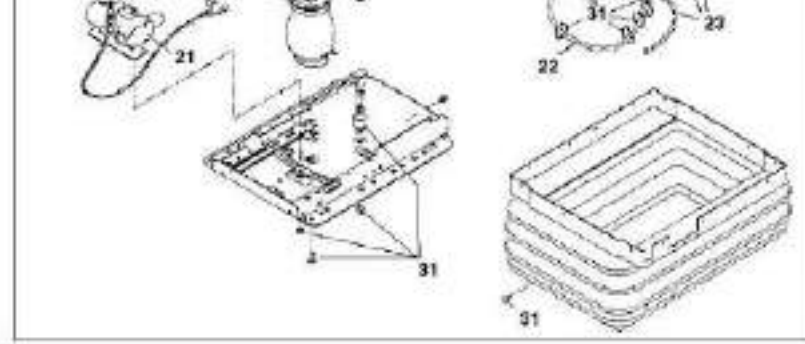
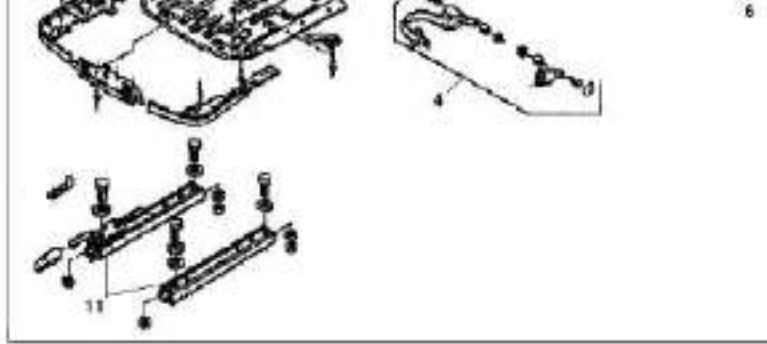
- 36
- 37
- 38
- 39



260-0090-8261 SEAT-DRIVER
FROM SERIAL NO. A8251011

DRAWING NO. P11072B





R1 07/04 (SER CORR)

R1 07/04 (SER CORR)
 260-0090-8261 SEAT-DRIVER
 FROM SERIAL NO. A8251011

NC	REF	QTY	PART NO.	DESCRIPTION	SER.NO. FROM	SER.NO. TO
001	001	15315852	HIGH-BACK SEAT(ARMREST)			
002	001	15275350	.CUSHION-BACKREST			
003	001	15275351	.CUSHION-SEAT			
004	001	15308711	.SEAT BELT			
005	001	15275352	.EXTENSION-BACKREST			
006	001	15274025	.COVER-LH			
007	001	15274026	.COVER-RH			
008	001	15275357	.BACKREST			
009	002	15274028	.BUSHING			
010	001	15275355	.SEAT PAN			
011	001	15275358	.ADJUSTMENT RAILS(SET)			
012	001	15275354	.ARMREST-LH			
013	001	15275356	.ARMREST-RH			
014	001	15274033	.SUSPENSION ASSY-COMPL			
015	001	15274034	..SHOCK ABSORBER			
016	001	15274035	..KIT-LOCKING LEVER			
017	001	15274036	..BOWDEN CABLE ASSY			
018	001	15274037	..OPERATION UNIT			
019	001	15274038	..HANDLE-OPERATION UNIT			
020	001	15274039	..KIT-HORIZONTAL ISOLA			
021	001	15274040	..KIT-COMPRESSOR			
022	001	15274041	..KIT-CONNECTING CABLE			
023	001	15274042	..KIT-AIR HOSES			
024	001	15274043	..HANDLE			
025	001	15274044	..CABLE			

<https://www.besttruckmanuals.com/>

026	001	15274045	..KIT-SHOCK ABSORBER
027	001	15274046	..KIT-SUSPENSION UPPER
028	001	15274047	..KIT-LEVEL CONTROL
029	001	15274048	..SWING ARM
030	001	15274049	..KIT-SUSPENSION
031	001	15274050	..KIT-WEARING PARTS
032	001	15501050	.LEVER
033	001	15501049	.HANDLE
034	001	15501051	.PLATE
035	003	15501048	.SCREW
036	004	06351030	BOLT
037	004	07161030	LOCKWASHER
038	004	07151020	WASHER
039	004	06431001	NUT

THIS PAGE IS INTENTIONALLY LEFT BLANK

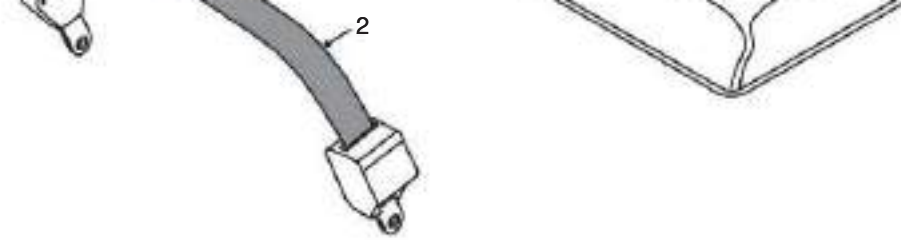
260-0110-8261 SEAT-PASSENGER
FROM SERIAL NO. A8251011

DRAWING NO. P11073

P11073



<https://www.besttruckmanuals.com/>



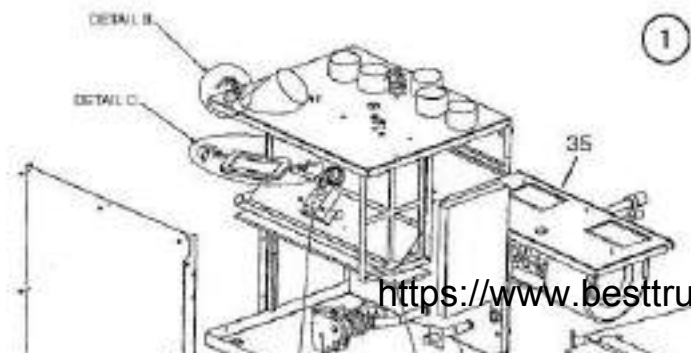
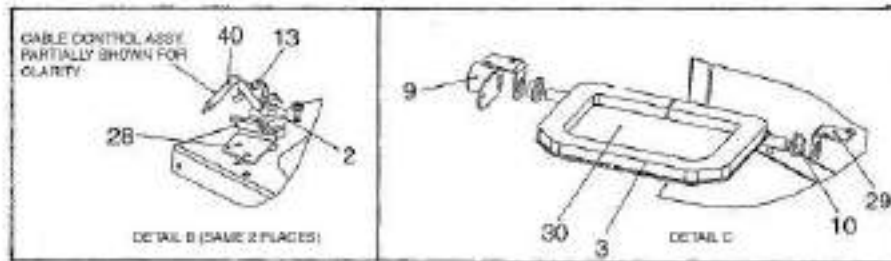
260-0110-8261 SEAT-PASSENGER
 FROM SERIAL NO. A8251011

NC	REF	QTY	PART NO.	DESCRIPTION	SER.NO. FROM	SER.NO. TO
001	001		15313994	SEAT-PASSENGER		
002	001		15316935	SEAT BELT		
003	003		06441040	BOLT		
004	003		07181020	WASHER		

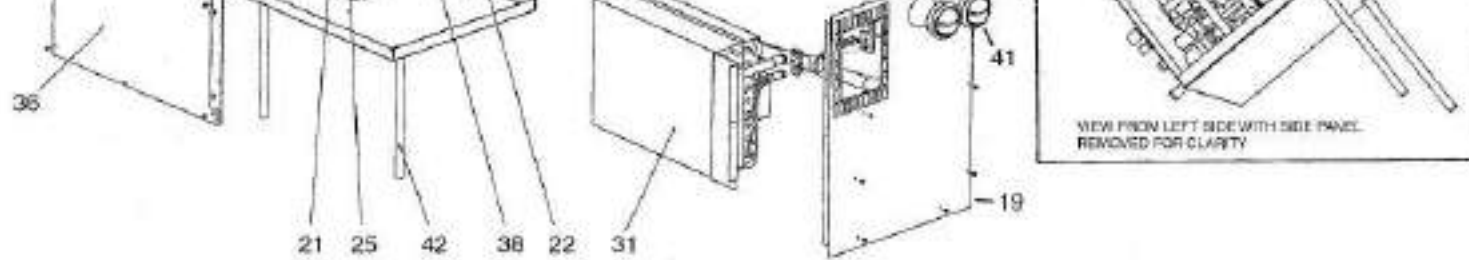
R1 04/03 (SER CORR)

260-0130-8261 AIR CONDITIONER/HEATER
FROM SERIAL NO. A8251011

DRAWING NO. P11380A



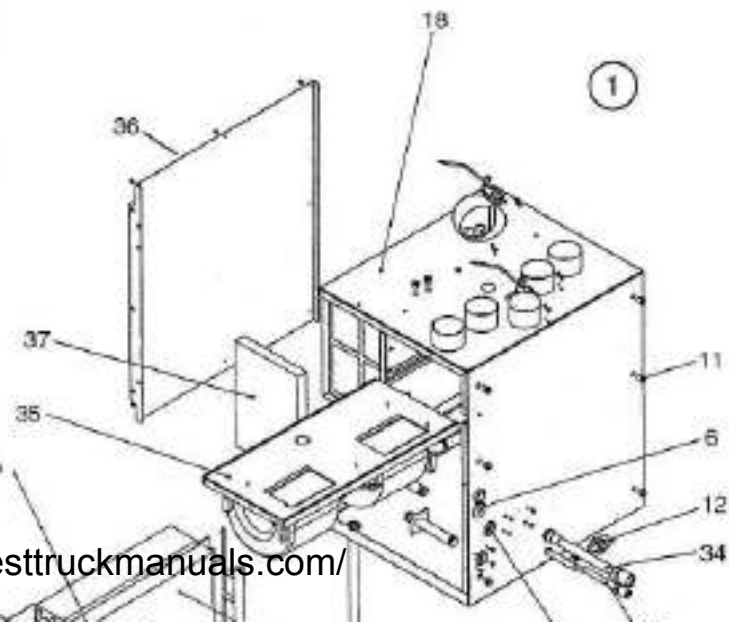
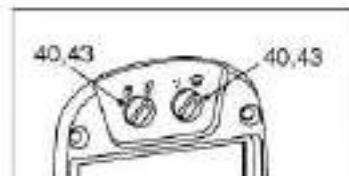
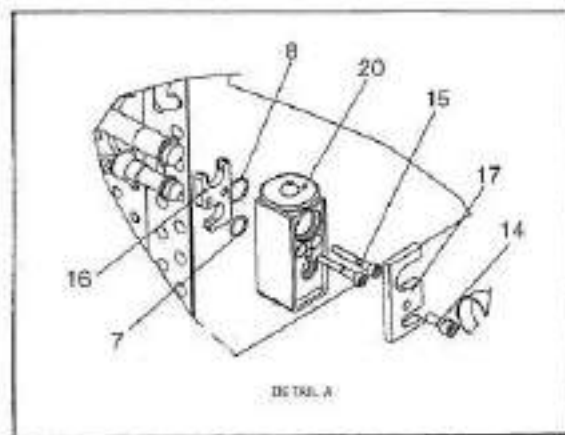
1

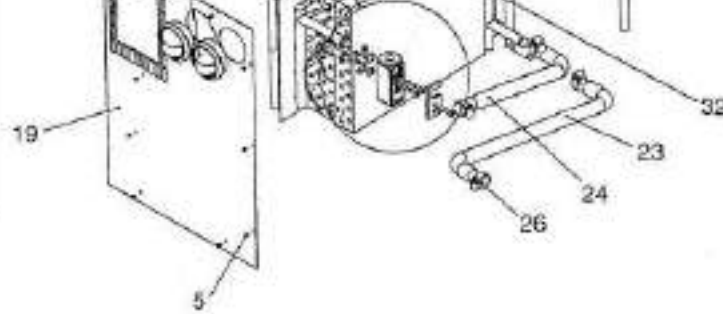


R1 04/03 (SER CORR)

260-0130-8261 AIR CONDITIONER/HEATER
FROM SERIAL NO. A8251011

DRAWING NO. P11380B





260-0130-8261 AIR CONDITIONER/HEATER
FROM SERIAL NO. A8251011

260-0130-8291 AIR CONDITIONER/HEATER
FROM SERIAL NO. A8281011

NC	REF	QTY	PART NO.	DESCRIPTION	SER.NO. FROM	SER.NO. TO
A	001	001	15275851	HEATER/AIR COND ASSY		
	002	002	15500442	.GROMMET 8.5MM ID		
	003	001	15500443	.SEAL		
	004	003	15500444	.GROMMET 16MM ID		
	005	037	15500445	.SCREW		
	006	001	15500446	.GROMMET 9.5MM ID		
	007	001	15500447	.O RING #8		
	008	001	15500448	.O RING #10		
	009	001	15500449	.CONTROL ARM		
	010	004	15500450	.CONTROL ARM		
	011	008	15500451	.NUT-INSERT		
	012	001	15272336	.SWITCH-BINARY		
	013	002	15500451	.NUT-INSERT		
	014	001	15500452	.ALLEN SCREW M5 16MM		
	015	002	15500453	.ALLEN BOLT M5 35MM		
	016	001	15500454	.CLAMP PLATE		
	017	001	15500455	.CLAMP PLATE		
	018	001	15500456	.MAINWRAP WELDMENT		
	019	001	15500457	.END PLATE		
	020	001	15500458	.VALVE		
	021	001	15500459	.THERMOSTAT		
	022	001	15500460	.PIPE-WATER OUTLET		
	023	001	15500461	.HOSE-WATER OUTLET		
	024	001	15500462	.HOSE-WATER INLET		
	025	001	15500463	.WATER VALVE ASSY		

NC	REF	QTY	PART NO.	DESCRIPTION	SER.NO. FROM	SER.NO. TO
	041	002	15500479	.LOUVER		
	042	002	15500480	.TUBE ASSY-DRAIN		
	043	005	15273787	.KNOB-CONTROL		
	044	001	15500543	.POTENTIOMETER ASSY		
	045	001	15500544	.SWITCH-AIR CON		
	046	001	15500545	.SWITCH-FAN SPEED		
A	047	001	15314820	CONTROL PANEL		

NOTES:
A PART OF 15312798 CAB ASSY COMPLETE

025	001	15500463	.WATER VALVE ASSY
026	004	15500464	.CLIP-JUBILEE
027	001	15500465	.FLAP ASSY-DEMIST
028	002	15500466	.BRACKET-CABLE
029	004	15500467	.BRACKET-PIVOT
030	001	15500468	.FLAP ASSY-FRESH AIR
031	001	15500469	.EVAPORATOR
032	001	15500470	.COIL-HEATER
033	001	15500471	.MANIFOLD N06
034	001	15500472	.MANIFOLD N010
035	001	15500473	.MOUNTING-BLOWER ASSY
036	001	15500474	.PANEL ASSY-FRONT
037	001	15500475	.FILTER/SEAL KIT
038	001	15500476	.SEAL-COIL TOP
038	002	15500477	.SEAL-COIL CABLE CONTROL ASSY

R1 04/03 (SER CORR)

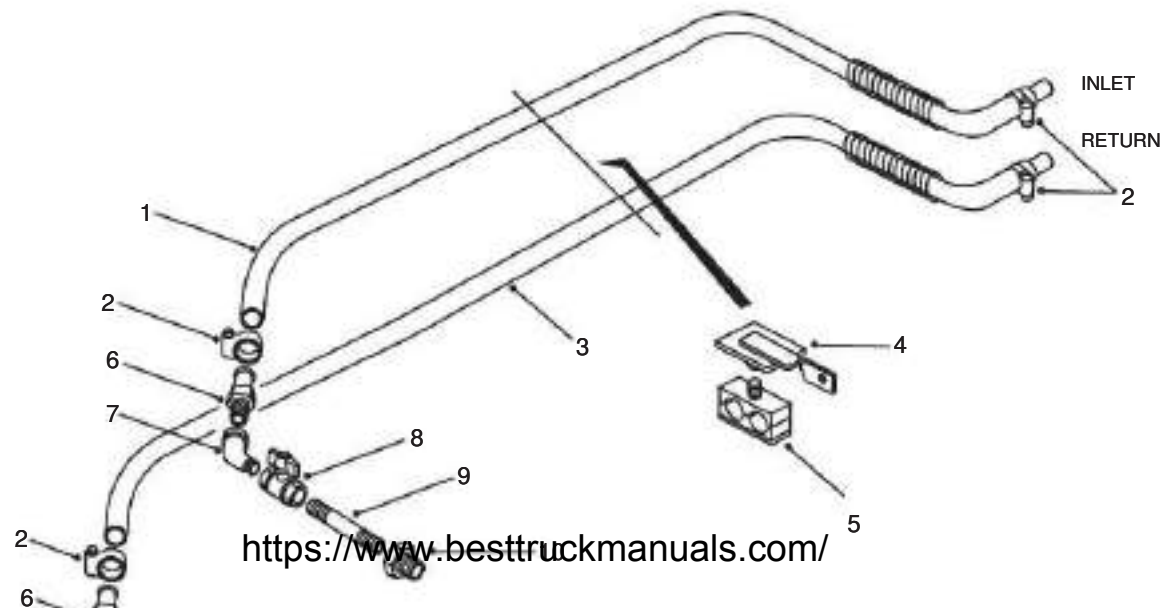
THIS PAGE IS INTENTIONALLY LEFT BLANK

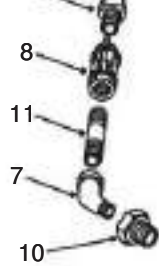
<https://www.besttruckmanuals.com/>

260-0140-8261 HEATER LINES AND WIRING
FROM SERIAL NO. A8251011

DRAWING NO. P11146

P11146





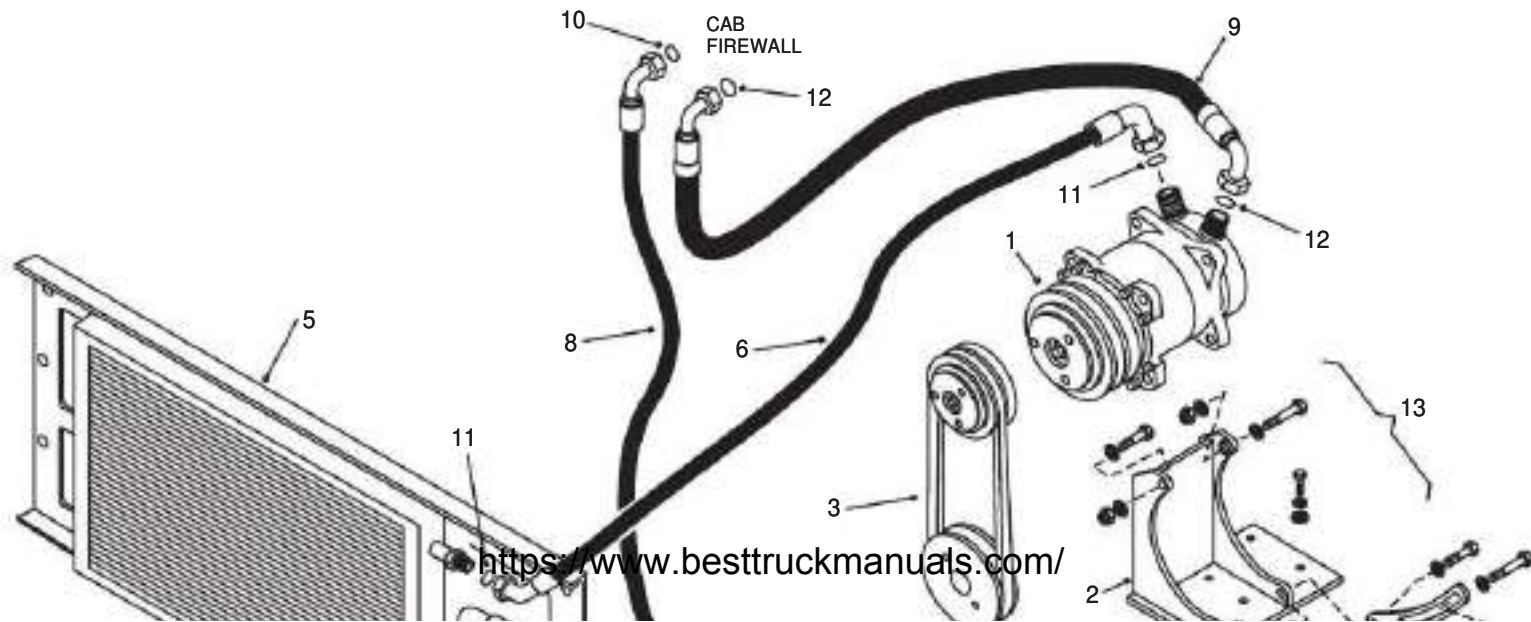
260-0140-8261 HEATER LINES AND WIRING
 FROM SERIAL NO. A8251011

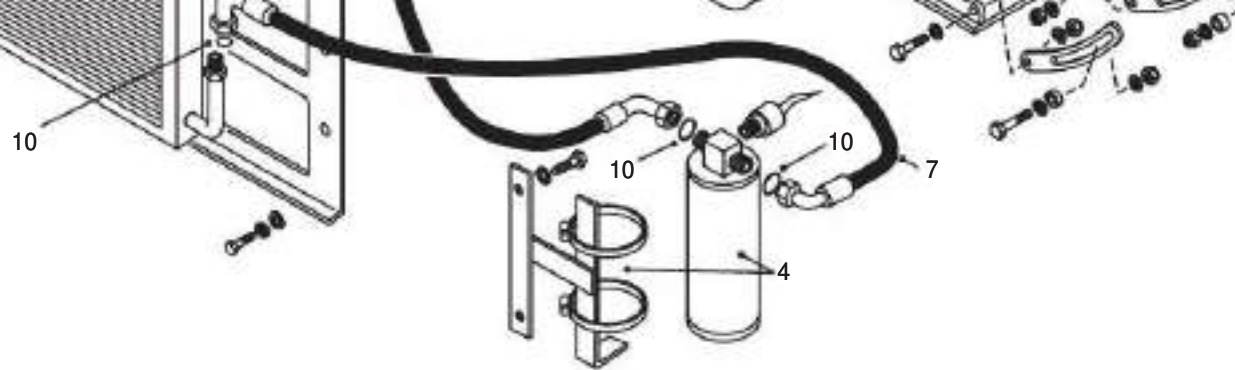
NC	REF	QTY	PART NO.	DESCRIPTION	SER.NO. FROM	SER.NO. TO
001	001		15315265	HOSE-HEATER INLET		
002	002		09379664	CLAMP		
003	001		15315266	HOSE-HEATER RETURN		
004	001		15314390	BRACKET ASSY		
005	001		15253109	CLAMP-PIPE		
006	002		09014950	CONNECTOR		
007	002		00137894	ELBOW		
008	002		15230961	VALVE-BALL SHUT-OFF		
009	001		09136390	NIPPLE		
010	002		00144034	BUSHING		
011	001		09242081	NIPPLE		

260-0145-8261 AIR CONDITIONER LINES
FROM SERIAL NO. A8251011

DRAWING NO. P11145

P11145





260-0145-8261 AIR CONDITIONER LINES
FROM SERIAL NO. A8251011

NC	REF	QTY	PART NO.	DESCRIPTION	SER.NO. FROM	SER.NO. TO
A	001	001	15272892	COMPRESSOR		
A	002	001	15500372	BRACKET-COMP MTG		
A	003	001	15274150	BELT-DRIVE		
B	004	001	15500377	RECEIVER,SWT & BRKT		
B	005	001	15500378	CONDENSER & FRAME		
C	006	001	15500373	HOSE ASSY		
C	007	001	15500374	HOSE ASSY		
C	008	001	15500375	HOSE ASSY		
C	009	001	15500376	HOSE ASSY		
C	010	004	15271338	O RING		
C	011	002	15271344	O RING		
C	012	002	15271334	O RING		
	013	001	15315531	FASTENER KIT, AIRCON		

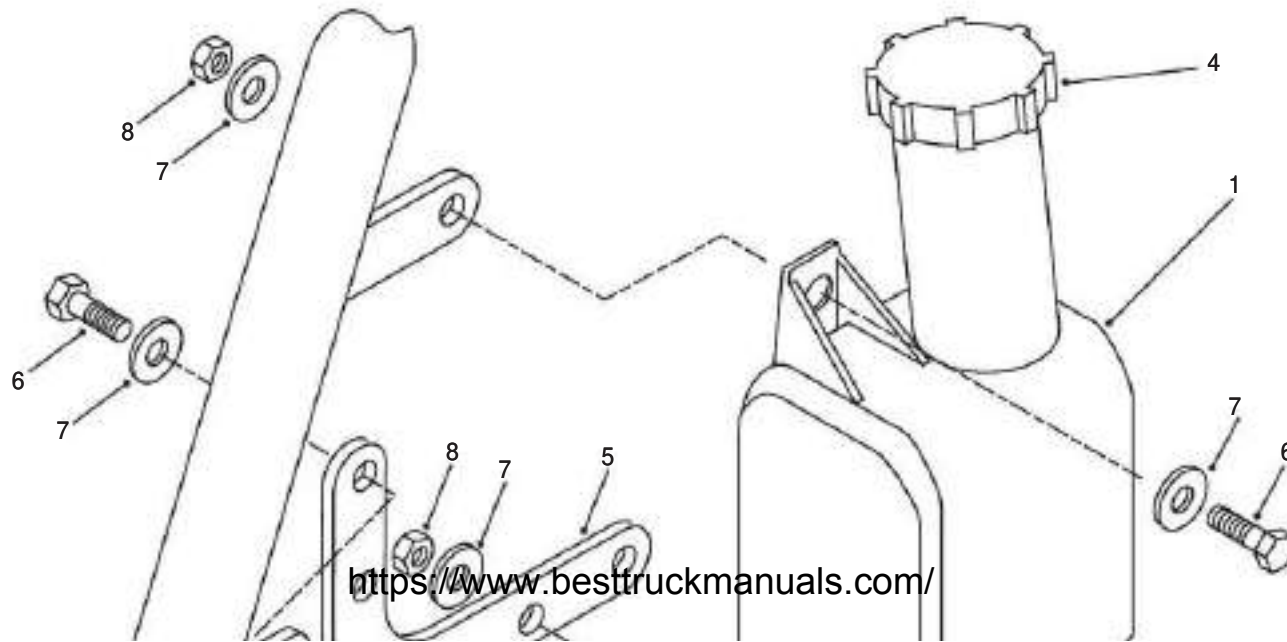
NOTES:

- A PARTS IN 15315529 ENGINE KIT
- B PARTS IN 15314842 RADIATOR KIT
- C PARTS IN 15315530 HOSE KIT

260-0190-8261 WINDSCREEN WASHER
FROM SERIAL NO. A8251011

DRAWING NO. P11096

P11096





260-0190-8261 WINDSCREEN WASHER
 FROM SERIAL NO. A8251011

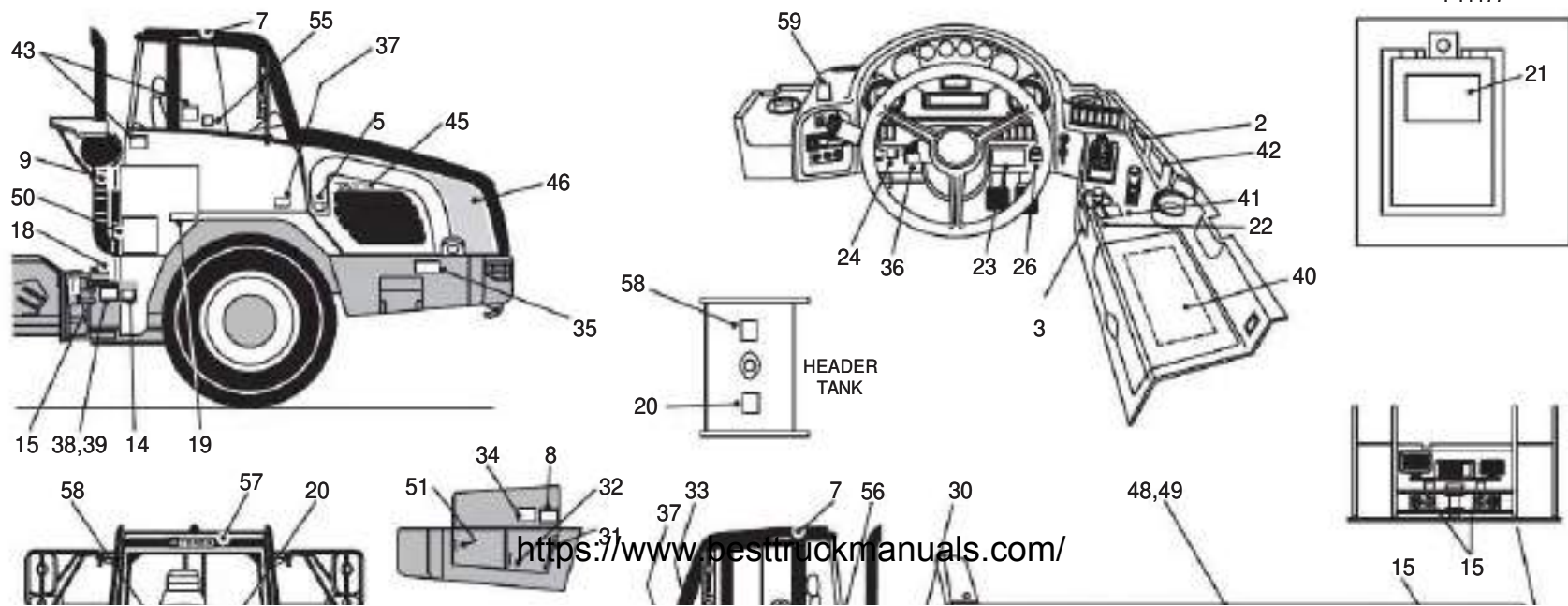
NC	REF	QTY	PART NO.	DESCRIPTION	SER. NO. FROM	SER. NO. TO
001	001		15256431	KIT-WASHER BOTTLE		
003	002		15271481	.RING-SEAL		
004	001		15271804	.CAP-WASHER BOTTLE		
005	001		15314627	PLATE-WASHER BOTTLE		
006	005		06350825	BOLT		
007	008		07150815	WASHER		
008	003		06470801	NUT		

R2 11/03 (ECN 105724, ECN 105639, ECN 106076)

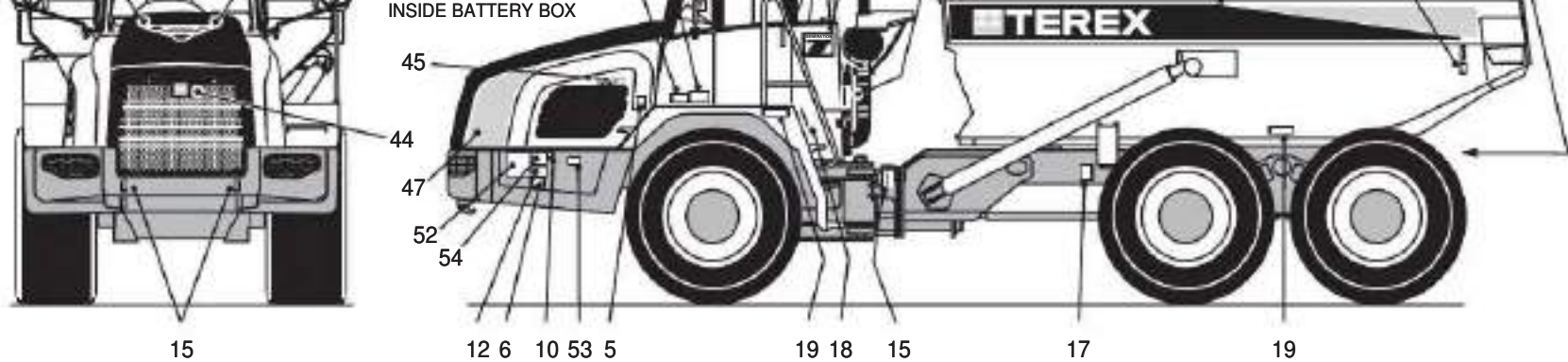
290-0010-8261 DECALS-ENGLISH
FROM SERIAL NO. A8251011

DRAWING NO. P11177

P11177



INSIDE BATTERY BOX



290-0010-8261 DECALS-ENGLISH
FROM SERIAL NO. A8251011

NC	REF	QTY	PART NO.	DESCRIPTION	SER. NO. FROM	SER. NO. TO
A	001	001	15303953	DECAL SET-ARTIC(ENGLISH)		
	002	001	15302877	.DECAL-CAUTION DIFF LOCK		
	003	001	15255789	.DECAL-WARNING		
D	004	001	15304341	.DECAL-FUSES		
	005	002	15255776	.DECAL-CAUTION		
	006	001	15255685	.DECAL-ALTERNATOR		
	007	002	15255715	.DECAL-CAB FOAM		
	008	003	15255743	.DECAL-WARNING ACCUM		
	009	001	15250487	.PLATE-HYDRAULIC OIL		
	010	001	09361787	.DECAL-BATTERY EARTH		
D	011	001	15302881	.DECAL-BODY CONTROL		
	012	001	15255700	.DECAL-ATTENTION		
B	013	001	15304419	.DECAL-REMOTE PLATE		
	014	001	15245247	.DECAL-CE SAFETY		
	015	008	09271069	.DECAL-HOOK		
D	016	001	15303830	.DECAL-LIFT INSTRUCTION		
	017	002	15254716	.DECAL-CAUTION BODY SUPPORT		
	018	002	15253566	.DECAL-WARNING ARTIC		
	019	004	15255702	.DECAL-ATTENTION		
	020	001	15255864	.DECAL-CAUTION RAD		
C	021	001	15255806	.DECAL-CAUTION		
	022	001	15255876	.DECAL-WARNING PARK		
	023	001	15255781	.DECAL-WARNING		
	024	001	15255885	DECAL-HAND LAMP		

290-0010-8261 DECALS-ENGLISH
FROM SERIAL NO. A8251011

NC	REF	QTY	PART NO.	DESCRIPTION	SER. NO. FROM	SER. NO. TO
D41	001	15314747	DECAL-PARKING BRAKE			
D42	001	15314811	DECAL-HYD CONTROL			
D43	002	15256499	DECAL-EMERGENCY EXIT			
D44	001	15310878	DECAL-CROWN(GRILLE)			
D45	002	15316358	DECAL-MODEL TA27			
D46	001	15314729	DECAL-HOOD FLASH			
D47	001	15314730	DECAL-HOOD FLASH			
D48	001	15315520	DECAL-BODY SIDE LH			
D49	001	15315521	DECAL-BODY SIDE RH			
D50	001	15314823	DECAL-SERVICE			
D51	001	15316000	DECAL-FUSES BATT BOX			
D52	001	15316001	DECAL-LIFT INSTRUCTION			
D53	001	15316002	DECAL-HOOD CATCH			
D54	001	15316029	DECAL-HYDRAULIC ECU			
D55	001	15315070	DECAL-SOUND POWER			
D56	001	15316615	DECAL-GENERATION SEVEN			
D57	001	15316616	DECAL-TEREX(CAB)			
D58	001	15316993	DECAL-ANTI-FREEZE/COOLANT			
D59	001	15317176	POWER DOWN(MASTER SWITCH)			

NOTES:

- A DECAL SET 15303953 CONTAINS ITEMS 2 THROUGH 30
- B NOT USED ON TA35/TA40 UNITS
- C FOR USA UNITS ADD MANUALS CASE P/N 15006001

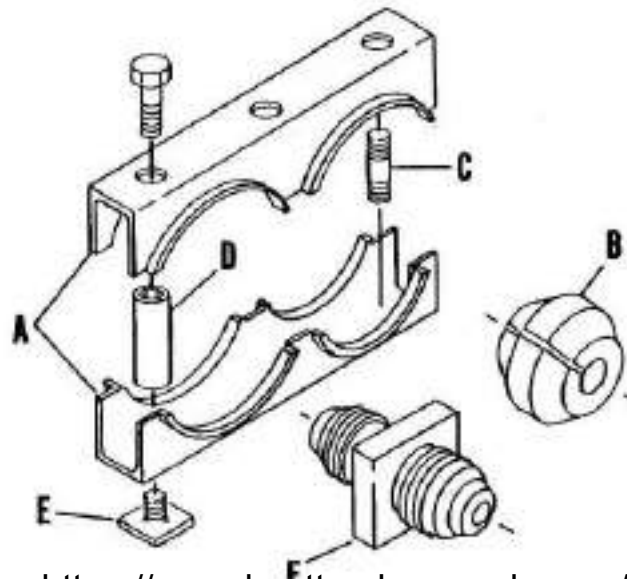
D	025	001	15302897	.DECAL-PARKING BRAKE
	026	001	15307965	.DECAL-24V
D	027	001	15301543	.DECAL-REMOTE PLATE
D	028	001	15255697	.DECAL-ATTENTION-DDEC
D	029	001	15301515	.DECAL-ATTENTION PIVOT
	030	001	15314464	.DECAL-WARNING TRANS
	031	001	15314755	DECAL-DIAGNOSTIC
	032	001	15314772	DECAL-CAB JACK
	033	001	15314773	DECAL-CAB PROP
	034	001	15314774	DECAL-ENGINE FILTERS
	035	001	15314775	DECAL-TANK STEP
	036	001	15314776	DECAL-ST COLUMN SHIFT
	037	002	15314777	DECAL-HOOD CATCH
	038	001	15316595	DECAL-SERIAL PLATE
	039	004	00145378	SCREW
	040	001	15314861	DECAL-FUSES

D ITEMS 4, 11, 16, 25, 27, 28 AND 29 NOT USED

R2 11/03 (ECN 105724, ECN 105639, ECN 106076)

300-0040-8261 MULTI-TUBE CLAMPS AND HARDWARE
FROM SERIAL NO. A8251011

DRAWING NO.P8256A



- A. CLAMPS
- B. SPLIT BUSHINGS
- C. THREAD ADAPTERS
- D. STACKING NUTS
W/SOCKET HEADS
- E. WELD ADAPTERS
- F. JUNCTION ADAPTERS

A. CLAMPS**A.1-SERIES #10 CLAMPS--.84 IN (21 MM) DIA. OPENING**

PART NUMBER	NO. OF OPENINGS
15003258	1
15003251	2
15003252	3
15003253	4
15003254	5
15003255	6
15003256	7
15003257	8
15004760	29

A.2-SERIES #16 CLAMPS-1.18 IN. (30 MM) DIA. OPENING

PART NUMBER	NO. OPENINGS
15001403	1
15001404	2
15001405	3
15001406	4
15001407	5
15001408	6
15001409	7
15001410	8
15001411	9
15004761	21

**300-0040-8261 MULTI-TUBE CLAMPS AND HARDWARE
FROM SERIAL NO. A8251011**

DRAWING NO.P8256B

A.3 SERIES #32 CLAMPS-2.12 IN (54 MM) DIA. OPENING

PART NUMBER	NO. OPENINGS
15001429	1
15001430	2
15001431	3
15001432	4
15001433	5
15004773	13

A.4 SERIES #46 CLAMPS-2.50 IN (63 MM) DIA OPENING

PART NUMBER	NO. OPENINGS
15004712	1
15004713	2
15004714	3
15004715	4
15004716	11

B. SPLIT BUSHINGS**B.1 SPLIT BUSHINGS FOR #10 CLAMPS**

PART NO.	I.D.(INCHES)
15003259	.38
15003260	.52
15003261	.66
15004735	.75

B.3 SPLIT BUSHINGS FOR #32 CLAMPS

PART NUMBER	I.D. (INCHES)
15004795	1.00
15014975	1.12
15001434	1.20
15014976	1.41
15001435	1.45
15014977	1.47
15001436	1.80
15014978	1.80
15014979	1.90
15015249	2.00

B.2 SPLIT BUSHINGS FOR #16 CLAMPS

PART NO.	I.D.(INCHES)
15001412	.23
15001413	.36
15001425	.41

15001414	.48
15001419	.52
15014974	.56
15001415	.61
15001420	.66
15001416	.73
15001423	.81
15001417	.86
15001421	.88
15001424	.92
15001418	.98
15001422	1.03

B.4 SPLIT BUSHINGS FOR #46 CLAMPS.

PART NUMBER	I.D. (INCHES)
15004739	1.45
15004740	1.70
15004741	1.78
15004742	2.04
15004743	2.17
15004744	2.83
15015250	2.00
15015251	2.50
15015252	2.68

300-0040-8261 MULTI-TUBE CLAMPS AND HARDWARE
FROM SERIAL NO. A8251011

DRAWING NO.P8256C

C. THREAD ADAPTERS

PART NUMBER	SIZE (INCHES)
15001401	5/16-18 X 1.25
15001427	3/8-16 X 1.50
15014687	3/8-16 X 1.88

D. STACKING NUTS W/SOCKET HEADS

PART NUMBER	THREADS	USE WITH
15003250	5/16-18	#10 CLAMPS
15001402	5/16-18	#16 CLAMPS
15001428	3/8-16	#32 CLAMPS
15004748	1/2-13	#46 CLAMPS

E. WELD ADAPTERS

PART NUMBER	THREADS	USE WITH
15001400	5/16-18	#10 OR #16 CLAMPS
15001426	3/8-16	#32 CLAMPS
15004759	1/2-13	#46 CLAMPS

F. JUNCTION ADAPTERS

F.1 37° FLARE FOR #10 CLAMPS

PART NUMBER	THREAD SIZE (INCHES)
15003262	7/16-20
15003263	9/16-18
15003264	3/4-16
15003265	7/8-14

F.2 45° FLARE FOR #10 CLAMPS

PART NUMBER	THREAD SIZE (INCHES)
15014722	7/16-20
15014717	5/8-18
15014747	3/4-16
15014746	7/8-14

F.3 37° FLARE FOR #16 CLAMPS

PART NUMBER	THREAD SIZE (INCHES)
15014038	7/16-20
15014098	9/16-18
15014438	3/4-16

15014755	7/8-14
15014980	1 1/16-12
15004789	1 5/16-12

F.4 45° FLARE FOR #16 CLAMPS







PART NUMBER	THREAD SIZE (INCHES)
15014561	7/16-20
15014719	5/8-18
15014562	3/4-16
15014716	7/8-14
15014563	1 1/16-12



Articulated Truck



TRACTOR OPTIONAL SECTIONS

	ENGINE	110	<input type="checkbox"/>	
	TRANSMISSION	120	<input type="checkbox"/>	
	FRONT AXLE	140	<input type="checkbox"/>	
	ELECTRICAL SYSTEM	190	<input type="checkbox"/>	
	CAB	260	<input type="checkbox"/>	
	MISCELLANEOUS	300	<input type="checkbox"/>	

<input type="checkbox"/>	
<input type="checkbox"/>	
<input type="checkbox"/>	
<input type="checkbox"/>	

<input type="checkbox"/>	
<input type="checkbox"/>	
<input type="checkbox"/>	
<input type="checkbox"/>	

TABLE OF CONTENTS FOR MODEL TA27 TRACTOR OPTIONALS

FROM SERIAL NO A8251011

REVISED 07/04

SECT - PAGE - PLI DESCRIPTION

SECTION 110 ENGINE

- 110-0060-8263 AIR PRE-CLEANER
- 110-0070-8263 EXHAUST AND MOUNTING (EXHAUST BRAKE)

SECTION 120 TRANSMISSION

- 120-0070-8263 SHIFT CONTROL (EXHAUST BRAKE)

SECTION 140 FRONT AXLE

- 140-0045-8263 FENDER EXTENSIONS 04/03

SECTION 190 ELECTRICAL SYSTEM

- 190-0170-8263 REAR WORKING LIGHTS R1 01/03
- 190-0240-8263 FLASHING BEACON R1 04/03
- 190-0330-8263 CCTV REAR VIEW SYSTEM 07/03

SECTION 260 CAB

- 260-0175-4166 MIRROR-WIDE ANGLE
- 260-0210-8263 FIRE EXTINGUISHER

SECTION 300 MISCELLANEOUS

- 300-0010-8263 FIRST AID KIT
- 300-0020-8263 LUBRICATION SYSTEM 07/04
- 300-0011-8263 HAND TOOL KIT
- 300-0012-8263 O RING KIT-SAE 08/03

THIS PAGE IS INTENTIONALLY LEFT BLANK

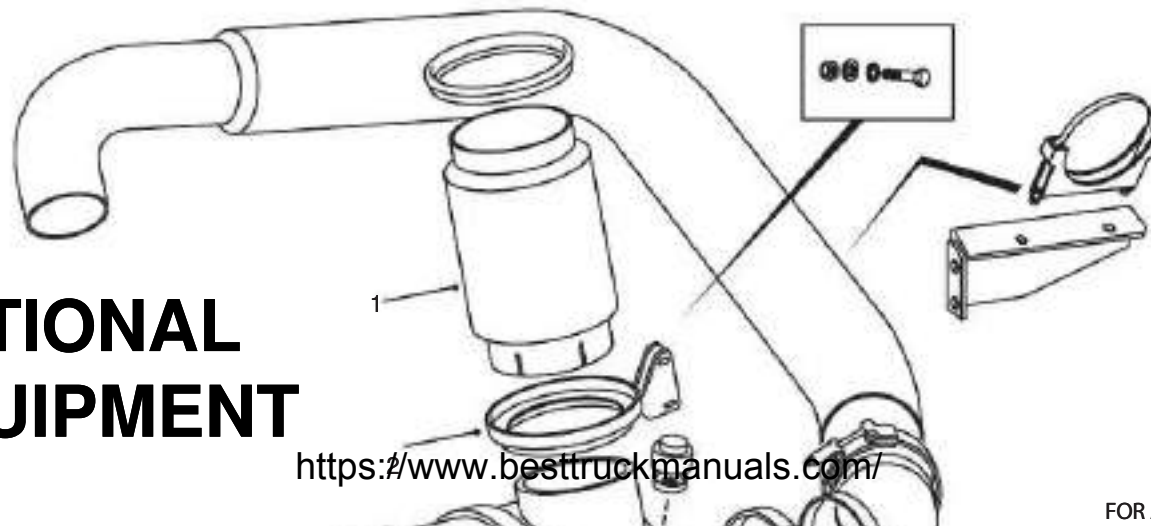
<https://www.besttruckmanuals.com/>

110-0060-8263 AIR PRE-CLEANER
FROM SERIAL NO. A8251011

DRAWING NO. P11178

P11178

**OPTIONAL
EQUIPMENT**



<https://www.besttruckmanuals.com/>

FOR ALL OTHER PARTS



110-0060-8263 AIR PRE-CLEANER
FROM SERIAL NO. A8251011

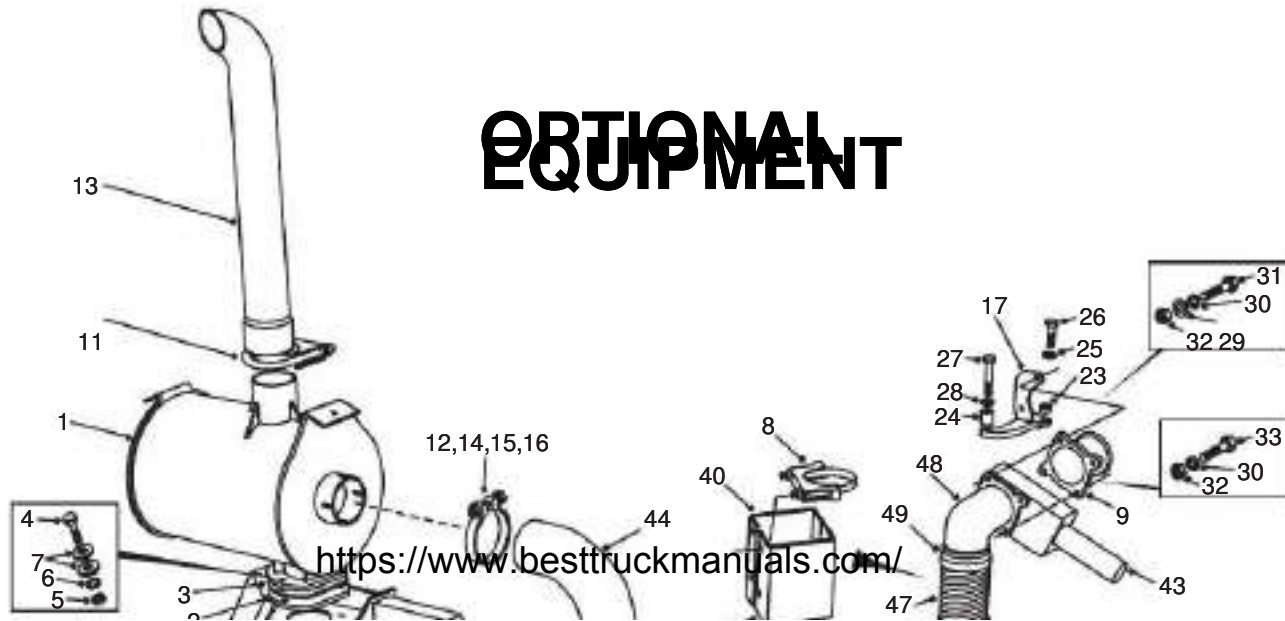
NC	REF	QTY	PART NO.	DESCRIPTION	SER.NO. FROM	SER.NO. TO
001	001		15312846	AIR PRE-CLEANER		
002	001		15313303	BRACKET-RETAINING		

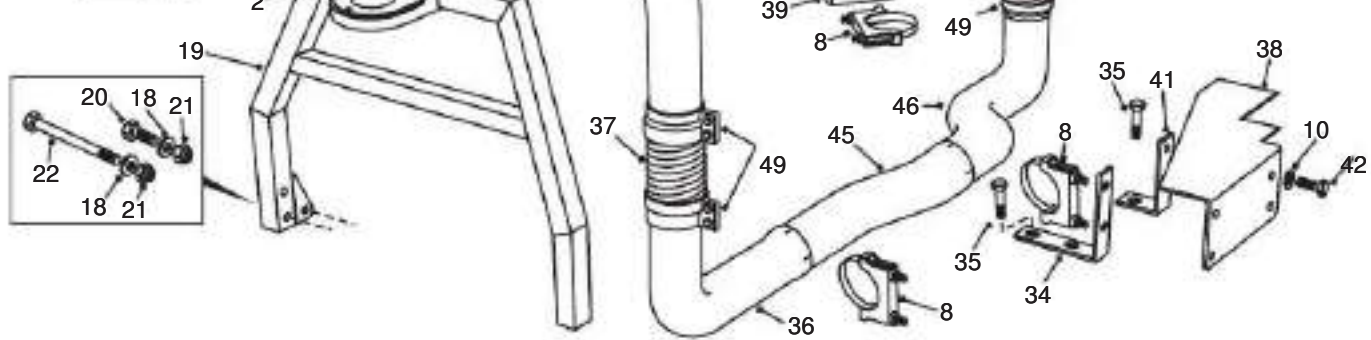
110-0070-8263 EXHAUST AND MOUNTING (EXHAUST BRAKE)
FROM SERIAL NO. A8251011

DRAWING NO. P11153

P11153

OPTIONAL EQUIPMENT





110-0070-3490 EXHAUST AND MOUNTING (EXHAUST BRAKE)
FROM SERIAL NO. A8251011

110-0070-3490 EXHAUST AND MOUNTING (EXHAUST BRAKE)
FROM SERIAL NO. A8251011

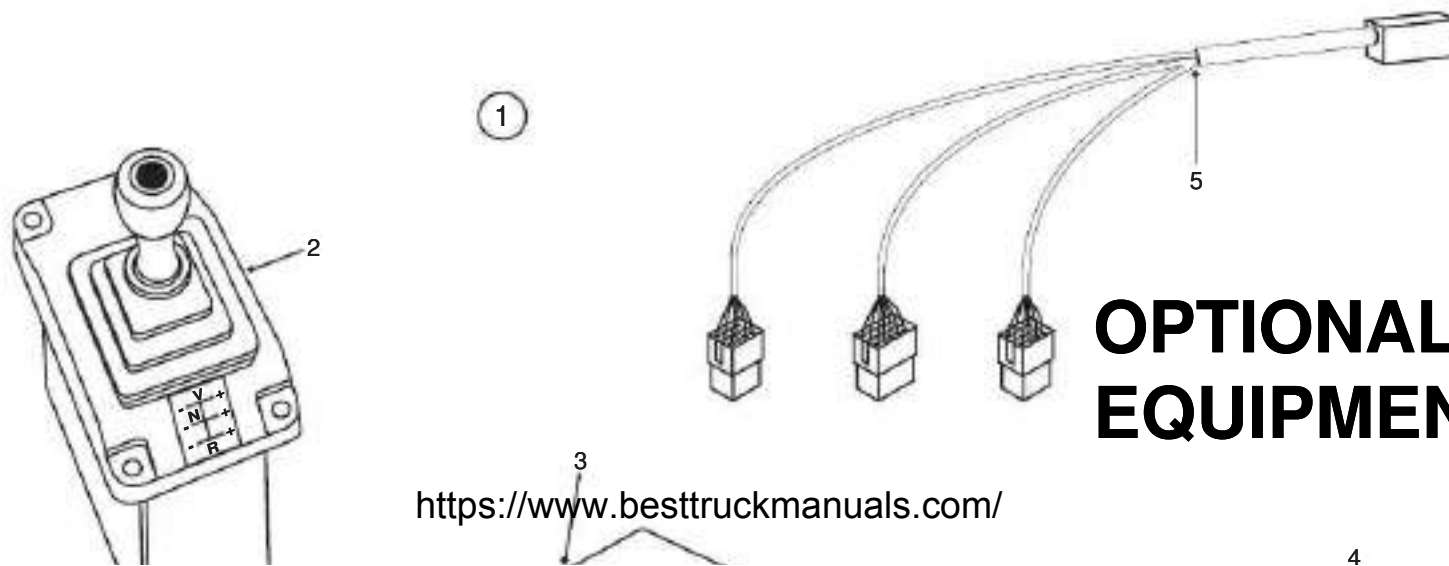
NC	REF	QTY	PART NO.	DESCRIPTION	SER.NO. FROM	SER.NO. TO	NC	REF	QTY	PART NO.	DESCRIPTION	SER.NO. FROM	SER.NO. TO
001	001		15313448	SILENCER ASSY			041	001		15315462	BRACKET		
003	001		15313453	PLATE-BLANKING			043	007		06350889	SCREW-ST BRAKE(HYD)		
004	003		00179890	.BOLT			044	001		15314382	TUBE-EXHAUST		
005	003		00120378	.NUT			045	001		15313881	TUBE-EXHAUST		
006	003		00103329	.LOCKWASHER			046	001		15314132	TUBE-EXHAUST FRONT		
007	006		00116060	.P/WASHER			047	001		15313883	TUBE-FLEX		
008	004		09017439	CLAMP			048	001		15314131	FLANGE ASSY		
009	001		15314130	FLANGE ASSY			049	004		15246651	CLAMP		
010	002		07180820	WASHER									
011	001		15311329	CLAMP									
012	001		09215052	CLAMP									
013	001		15313487	EXHAUST STACK									
014	001		00186282	BOLT									
015	001		00106263	WASHER									
016	001		00102635	NUT									
017	001		15314170	BRACKET									
018	012		07151630	WASHER									
019	001		15314420	CRADLE-EXHAUST									
020	002		06351645	BOLT									
021	006		06471601	LOCKNUT									
022	004		15309192	BOLT									
023	001		15314181	SPACER (EXH. BRAKE)									

024	002	15314182	SPACER (EXH. BRAKE)
025	001	07151020	WASHER
026	001	06441040	BOLT
027	002	06350860	BOLT
028	002	07150815	WASHER
029	002	09217321	WASHER
030	004	07161230	LOCKWASHER
031	002	06351290	BOLT
032	004	06431201	NUT
033	002	15240002	BOLT
034	001	15314300	PLATE-BENT
035	003	06351225	BOLT
036	001	15314383	TUBE-EXHAUST
037	001	15256687	SLEEVE
038	001	15315438	GUARD-EXHAUST
039	001	15315457	GUARD-EXHAUST
040	001	15315458	GUARD-EXHAUST

120-0070-8263 SHIFT CONTROL (EXHAUST BRAKE)
 FROM SERIAL NO. A8251011

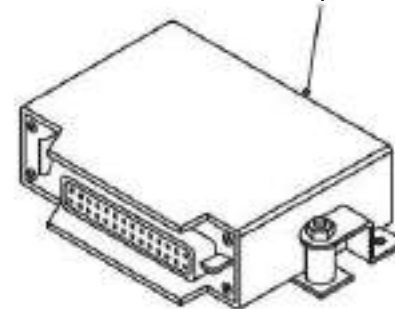
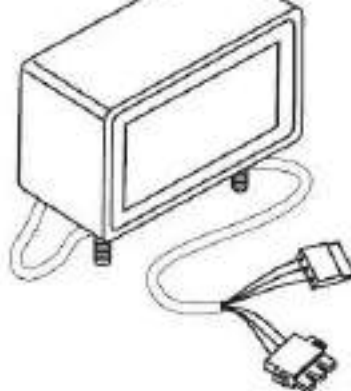
DRAWING NO P11045

P11045



**OPTIONAL
EQUIPMENT**

<https://www.besttruckmanuals.com/>



120-0070-8263 SHIFT CONTROL (EXHAUST BRAKE)
 FROM SERIAL NO. A8251011

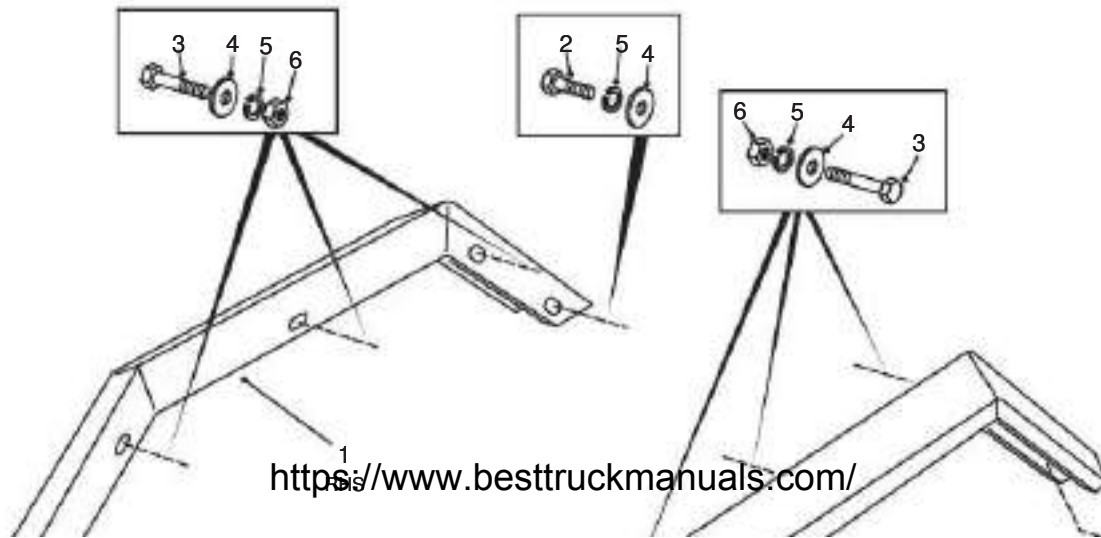
NC	REF	QTY	PART NO.	DESCRIPTION	SER.NO. FROM	SER.NO. TO
001	001		15315267	AUTO KIT EST-37		
003	001		15274267	SHIFT AND TABLELER		
004	001		15500266	.MODULE-AUTO		
005	001		15271329	.HARNESS		

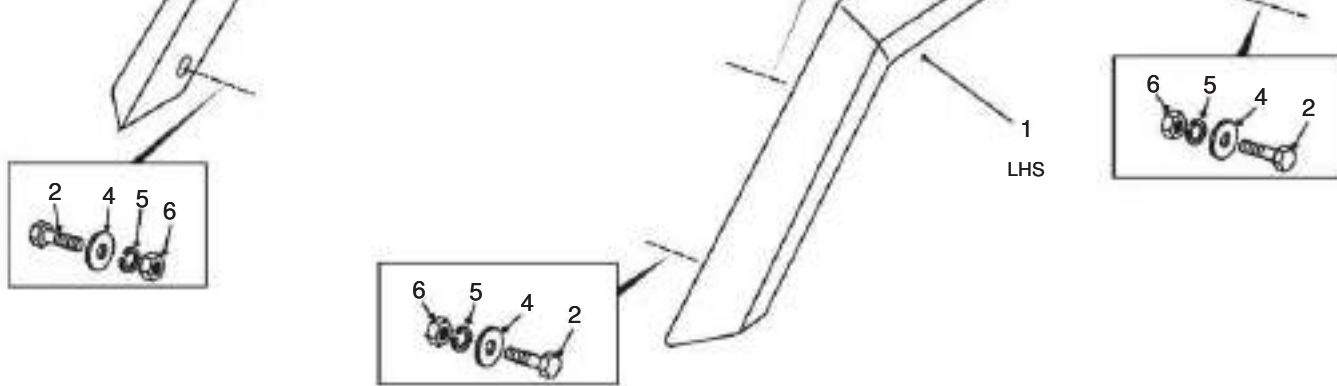
04/03

140-0045-8263 FENDER EXTENSIONS
FROM SERIAL NO. A8251011

DRAWING NO. P11272

P11272





140-0045-8263 FENDER EXTENSIONS
 FROM SERIAL NO. A8251011

NC	REF	QTY	PART NO.	DESCRIPTION	SER.NO. FROM	SER.NO. TO
A	001	002	15313489	FENDER EXTENSIONS		
	003	006	00179891	BOLT		
	004	010	00103343	WASHER		
	005	010	00103329	LOCKWASHER		
	006	009	00120378	NUT		

NOTES:

A FOR USE WITH OPTIONAL 30/65 TYRES

04/03

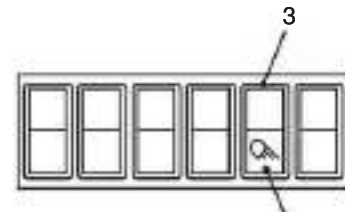
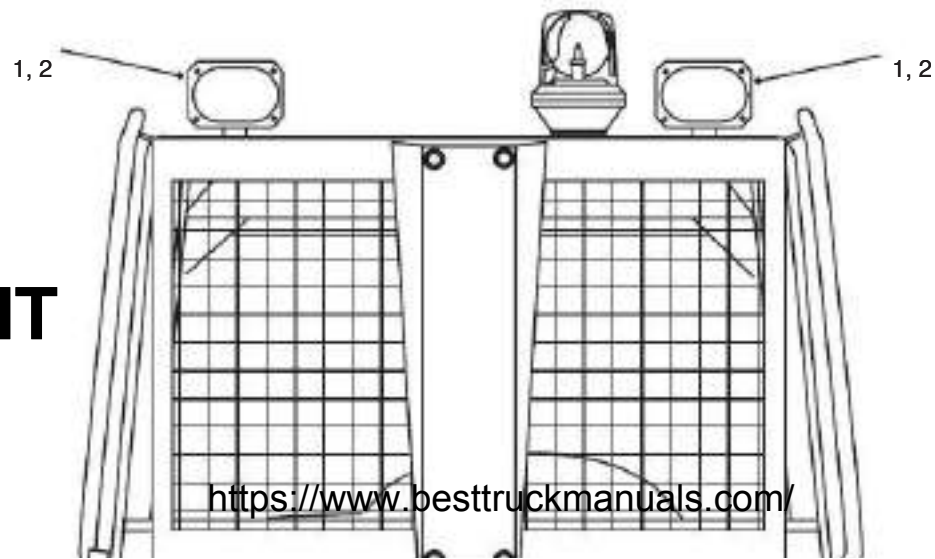
R1 01/03 (SER CORR)

190-0170-8263 REAR WORKING LIGHTS
FROM SERIAL NO. A8251011

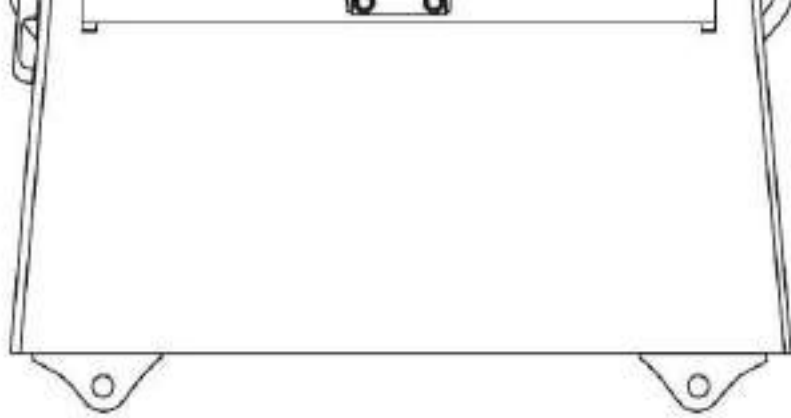
DRAWING NO. P11176

P11176

**OPTIONAL
EQUIPMENT**



<https://www.besttruckmanuals.com/>



190-0170-8263 REAR WORKING LIGHTS
 FROM SERIAL NO. A8251011

NC	REF	QTY	PART NO.	DESCRIPTION	SER.NO. FROM	SER.NO. TO
001	002		15248898	LIGHT-REAR WORKING		
003	001		15348134	SWITCH 24V-70W		
004	001		15314523	LENS-REAR WORK LIGHT		

R1 01/03 (SER CORR)

190-0240-8263 FLASHING BEACON
FROM SERIAL NO. A8251011

DRAWING NO. P11174

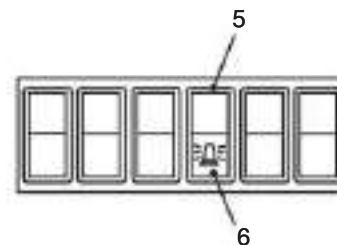
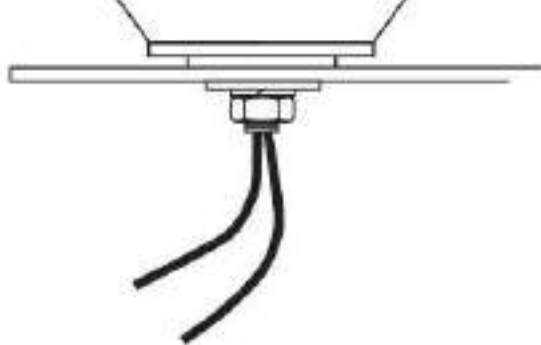
P11174

OPTIONAL EQUIPMENT



1,2,3,4

<https://www.besttruckmanuals.com/>



190-0240-8263 FLASHING BEACON
 FROM SERIAL NO. A8251011

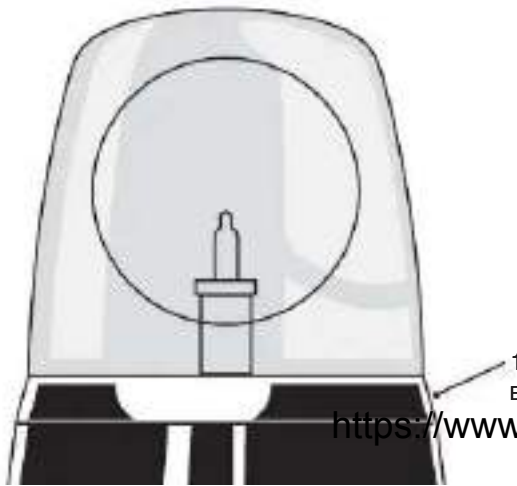
NC	REF	QTY	PART NO.	DESCRIPTION	SER.NO. FROM	SER.NO. TO
001	001		09373684	LIGHT-FLASHING		
003	001		09399568	LENS & GASKET		
004	001		09399569	.BULB		
005	001		15314151	SWITCH		
006	001		15314522	LENS-FLASHING BEACON		

04/03 (ECN 105522)


190-0240-8263 FLASHING BEACON
FROM SERIAL NO. A8251045

DRAWING NO. P11280

P11280



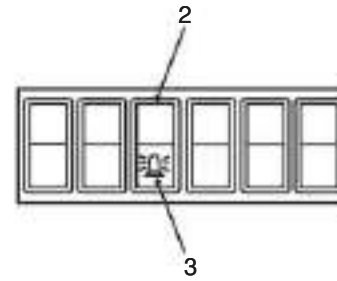
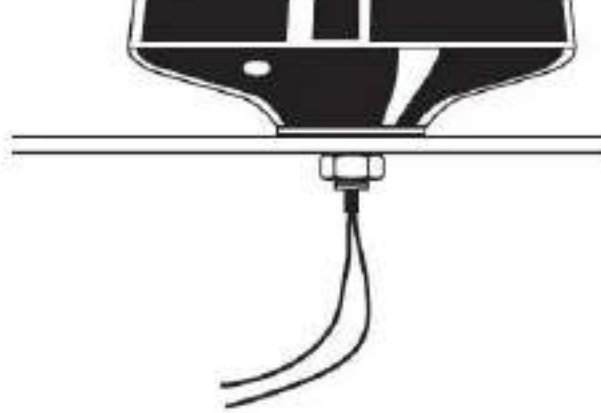
BULB : 24v H1 70W



<https://www.besttruckmanuals.com/>

OPTIONAL

EQUIPMENT



190-0240-8263 FLASHING BEACON
FROM SERIAL NO. A8251045

NC	REF	QTY	PART NO.	DESCRIPTION	SER.NO. FROM	SER.NO. TO
	001	001	15316831	FLASHING BEACON		
	003	001	15314522	SWITCH LENS-FLASHING BEACON		

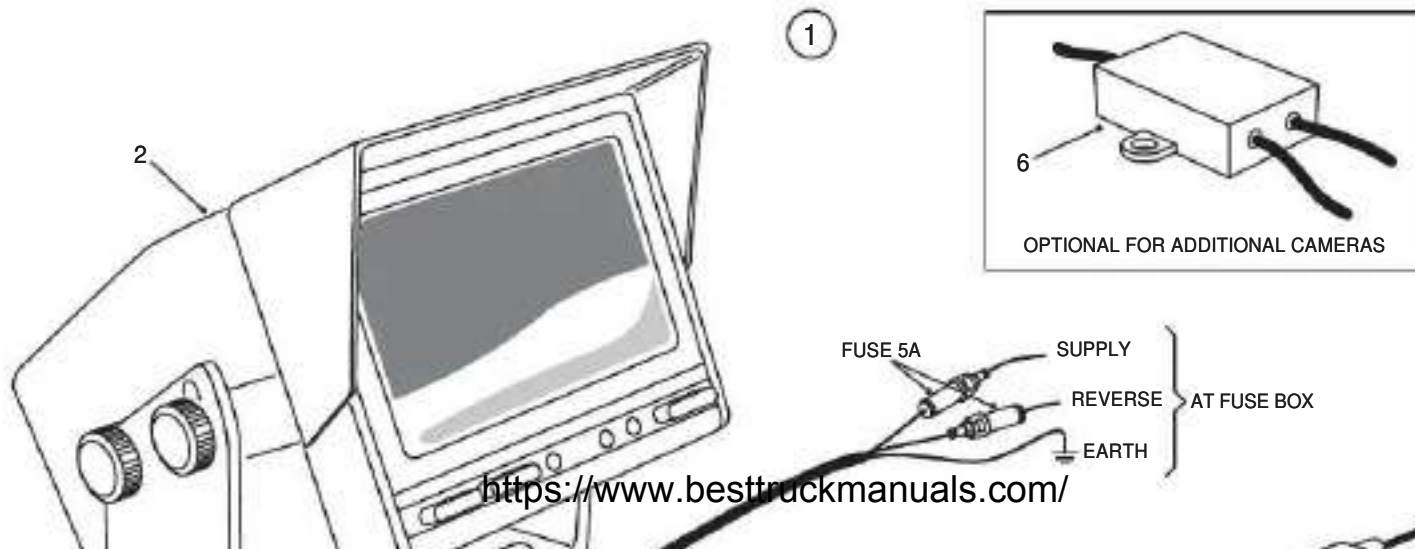
04/03 (ECN 105522)

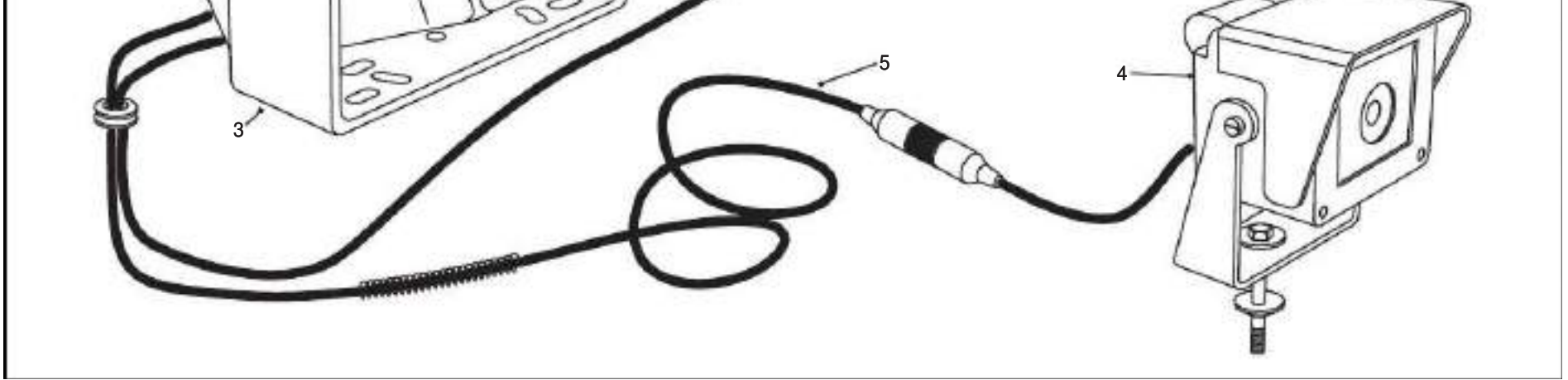
07/03

190-0330-8263 CCTV REAR VIEW SYSTEM
FROM SERIAL NO. A8251011

DRAWING NO. P11333

P11333





190-0330-8263 CCTV REAR VIEW SYSTEM
 FROM SERIAL NO. A8251011

NC	REF	QTY	PART NO.	DESCRIPTION	SER.NO. FROM	SER.NO. TO
001	001		15303384	CCTV REAR VIEW SYSTEM		
002	001		15500534	MONITOR COLOR MONITOR		
004	001		15500831	.COLOUR CAMERA		
005	001		15500532	.CABLE-23M		
006	001		15500832	.CONTROL BOX & CABLE(3M)		

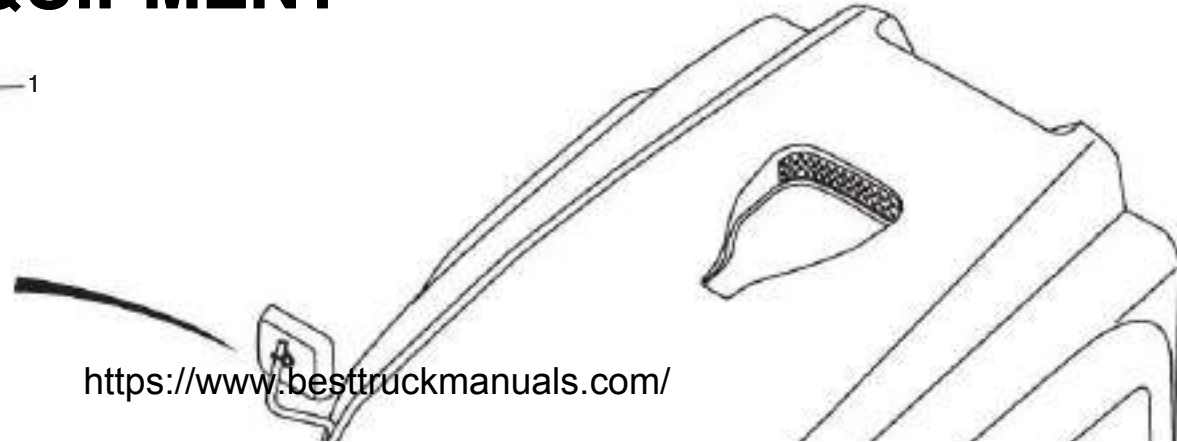
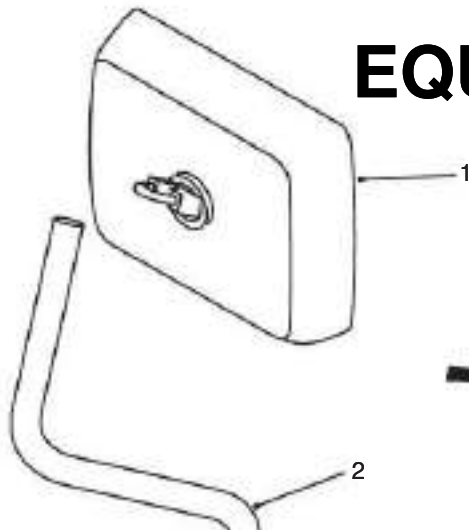
07/03

260-0175-4166 MIRROR-WIDE ANGLE
FROM SERIAL NO. A8251011

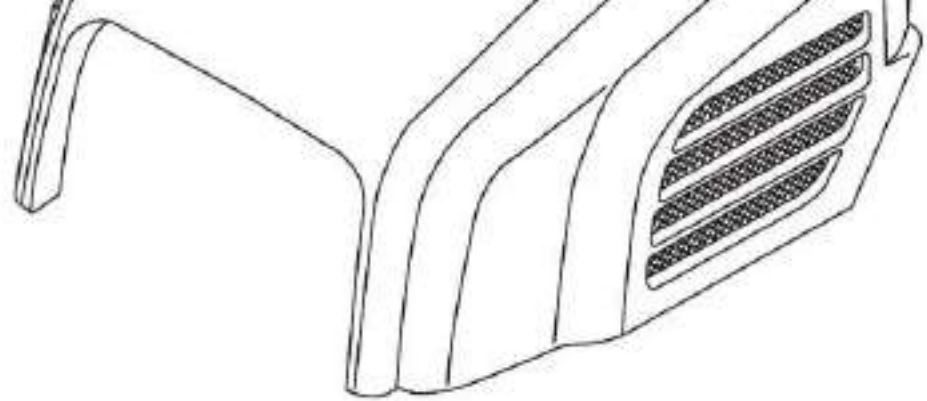
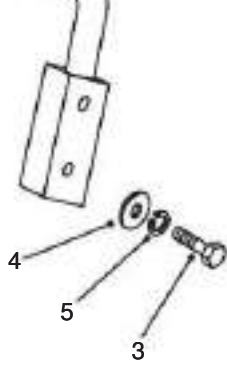
DRAWING NO. P11232

P11232

OPTIONAL EQUIPMENT



<https://www.besttruckmanuals.com/>



260-0175-4166 MIRROR-WIDE ANGLE
 FROM SERIAL NO. A8251011

NC	REF	QTY	PART NO.	DESCRIPTION	SER.NO. FROM	SER.NO. TO
----	-----	-----	----------	-------------	-----------------	---------------

002	001	1	15246092	MIRROR-WIDE ANGLE		
003	002	06350620	SCREW			
004	002	09053397	WASHER			
005	002	07160630	WASHER			

260-0210-8263 FIRE EXTINGUISHER
FROM SERIAL NO. A8251011

DRAWING NO. P9624

P9624



<https://www.besttruckmanuals.com/>

OPTIONAL

OPTIONAL EQUIPMENT



260-0210-8263 FIRE EXTINGUISHER
FROM SERIAL NO. A8251011

NC	REF	QTY	PART NO.	DESCRIPTION	SER.NO. FROM	SER.NO. TO
001	001		15253397	FIRE EXTINGUISHER		
NI	004		06750510	BOLT		
NI	004		06430501	NUT		

300-0010-8263 FIRST AID KIT
FROM SERIAL NO. A8251011

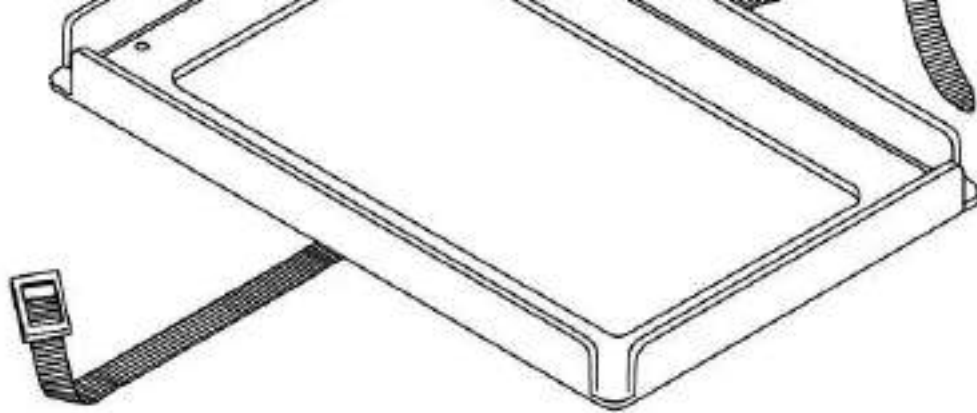
DRAWING NO. P8582

P8582

OPTIONAL EQUIPMENT



<https://www.besttruckmanuals.com/>



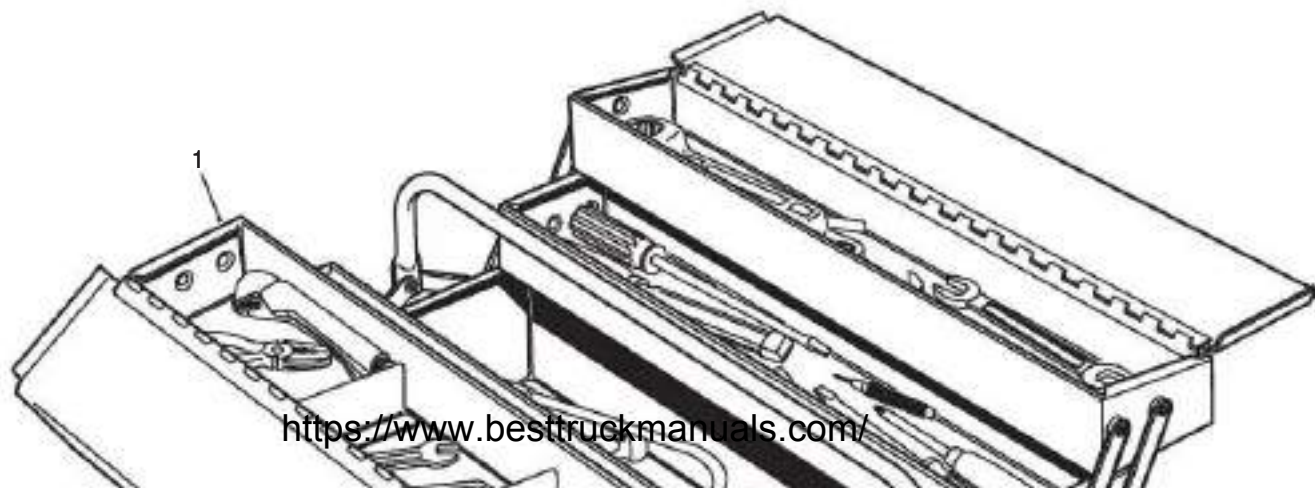
300-0010-8263 FIRST AID KIT
FROM SERIAL NO. A8251011

NC	REF	QTY	PART NO.	DESCRIPTION	SER.NO. FROM	SER.NO. TO
001	001		15254112	FIRST AID KIT		
002	001		15253774	BRACKET		

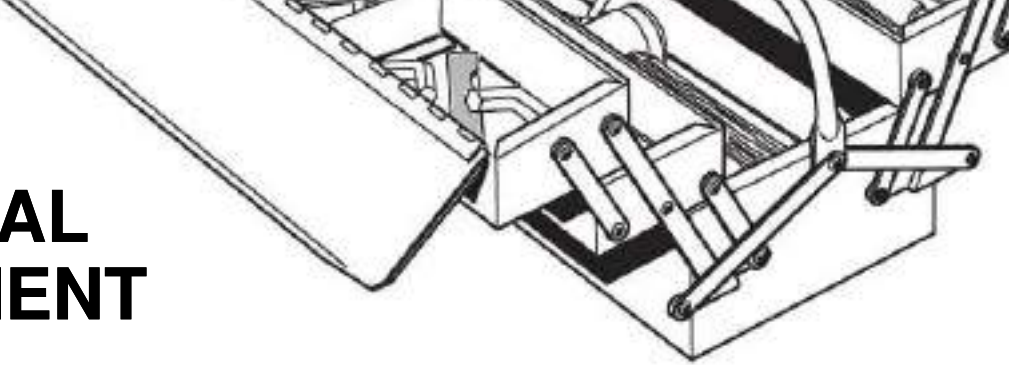
300-0011-8263 HAND TOOL KIT
FROM SERIAL NO. A8251011

DRAWING NO. P8079

P8079



OPTIONAL EQUIPMENT



300-0011-8263 HAND TOOL KIT
FROM SERIAL NO. A8251011

NC	REF	QTY	PART NO.	DESCRIPTION	SER.NO. FROM	SER.NO. TO
	001	001	15251051	KIT-HAND TOOLS		

08/03

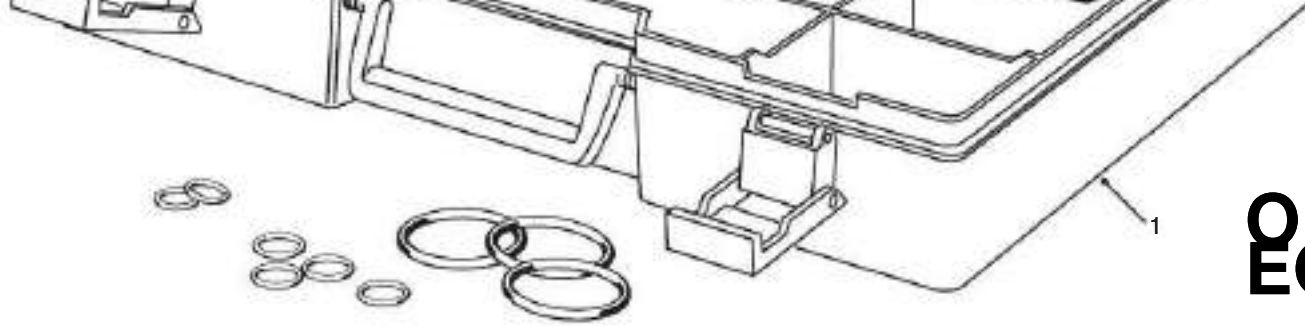
300-0012-8263 O RING KIT-SAE
FROM SERIAL NO. A8251011

DRAWING NO. P11346

P11346



<https://www.besttruckmanuals.com/>



OPTIONAL EQUIPMENT

300-0012-8263 O RING KIT-SAE
FROM SERIAL NO. A8251011

NC	REF	QTY	PART NO.	DESCRIPTION	SER.NO. FROM	SER.NO. TO
----	-----	-----	----------	-------------	-----------------	---------------

001	001		15050284	O RING KIT-SAE		
-----	-----	--	----------	----------------	--	--

08/03

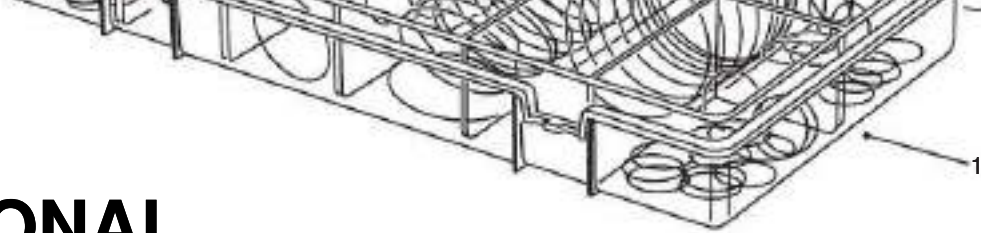
08/03

300-0013-8263 O RING KIT-ORFS
FROM SERIAL NO. A8251011

DRAWING NO. P11347

P11347





OPTIONAL EQUIPMENT

300-0013-8263 O RING KIT-ORFS
FROM SERIAL NO. A8251011

NC	REF	QTY	PART NO.	DESCRIPTION	SER.NO. FROM	SER.NO. TO
----	-----	-----	----------	-------------	-----------------	---------------

001	001		15271082	O RING KIT-ORFS		
-----	-----	--	----------	-----------------	--	--

08/03

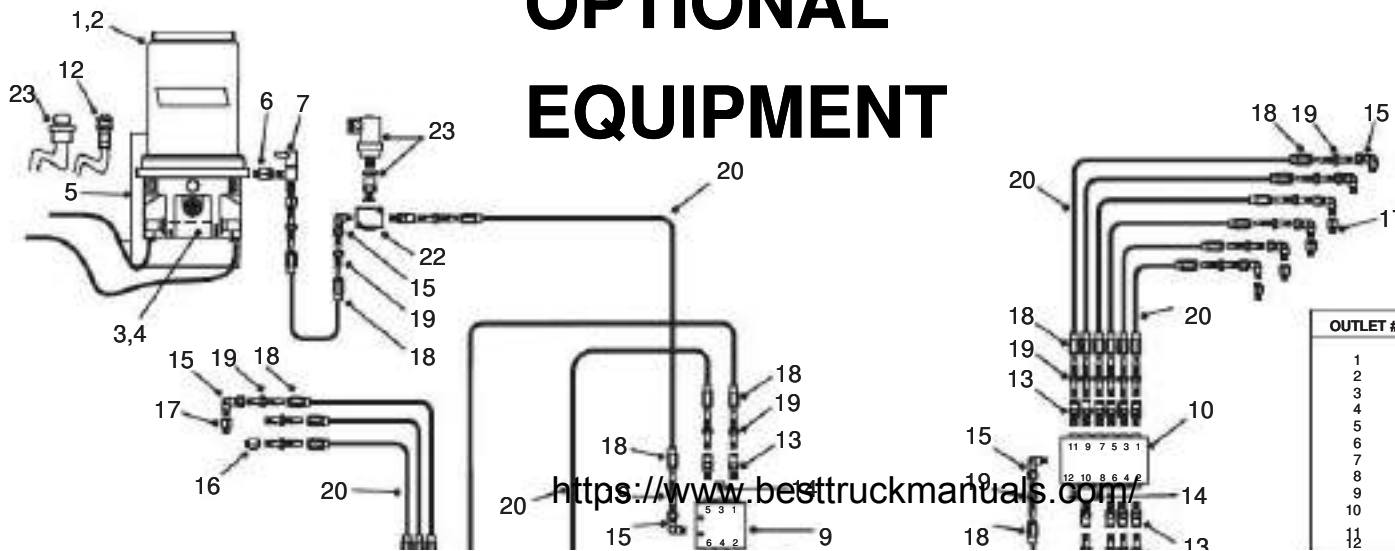
07/04

300-0020-8263 LUBRICATION SYSTEM
FROM SERIAL NO. A8251011

DRAWING NO. P11526

P11526

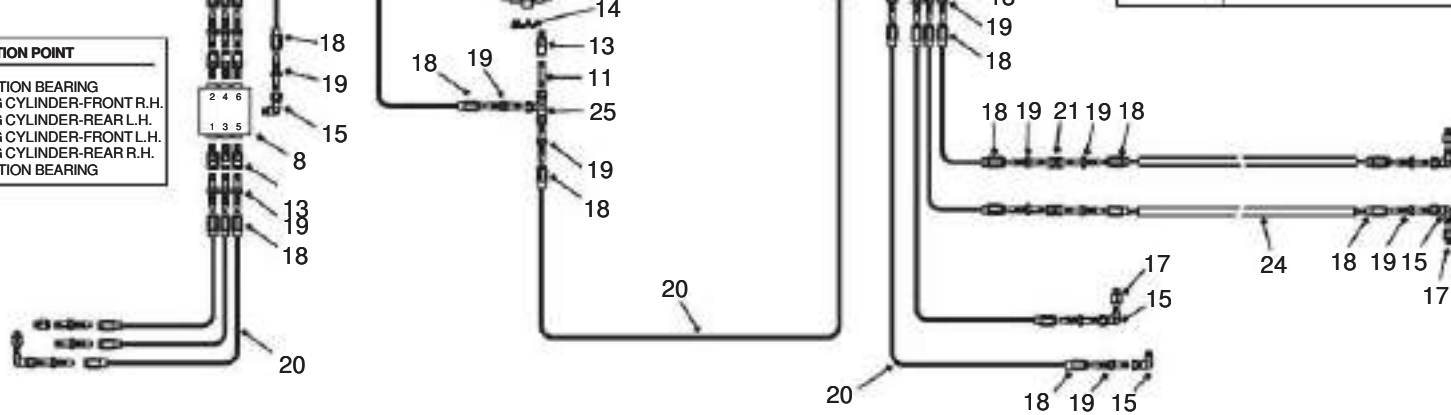
OPTIONAL EQUIPMENT



OUTLET #	LUBRICATION POINT
1	LIFT CYLINDER-BOTTOM R.H.
2	LIFT CYLINDER-TOP R.H.
3	LIFT CYLINDER-BOTTOM L.H.
4	LIFT C YLINDER-TOP L.H.
5	OSCILLATION BUSH
6	BODY HINGE PIN-L.H.
7	OSCILLATION BUSH
8	PLUGGED
9	SUSPENSION BEAM BUSH R.H.
10	BODY HINGE PIN-R.H.
11	SUSPENSION BEAM BUSH L.H.
12	PLUGGED

<https://www.besttruckmanuals.com/>

OUTLET #	LUBRICATION POINT
1	ARTICULATION BEARING
2	STEERING CYLINDER-FRONT R.H.
3	STEERING CYLINDER-REAR L.H.
4	STEERING CYLINDER-FRONT L.H.
5	STEERING CYLINDER-REAR R.H.
6	ARTICULATION BEARING



300-0020-8263 LUBRICATION SYSTEM

FROM SERIAL NO. A8251011

NC	REF	QTY	PART NO.	DESCRIPTION	SER.NO. FROM	SER.NO. TO
A	001	001	15274307	GREASE PUMP ASSY		
	002	001	15274943	RESERVOIR 8 LITRE		
	003	001	15275348	PUMP ELEMENT WITH ASSY		
	004	001	15275349	VDC CONTROL CARD		
	005	001	15500638	BRACKET-PUMP MTG		
	006	001	15275629	ADAPTOR-SAFETY VALVE		
	007	001	15273146	VALVE-SAFETY		
	008	001	15273147	METERING BLOCK-SSV6		
	009	001	15500689	METERING DEVICE-SSV6K		
	010	001	15273150	METERING BLOCK-SSV12		
	011	001	15501292	CONNECTOR		
	012	001	15501292	CONNECTOR ON 24V		
	013	018	15275170	CHECK ASSY (PIF)		
	014	006	15273651	PLUG (MIN.QTY.4)		
	015	021	15273650	ELBOW		
	016	002	15273649	ADAPTOR		
	017	014	15273163	ADAPTOR-EXTN		
	018	046	15273164	SLEEVE-HOSE		
	019	046	15273165	STUD-HOSE		
	020	001	15273166	HOSE PLASTIC(GREASE FILLED)		

<https://www.besttruckmanuals.com/>

022 001 15500640 LUBE FTG BLOCK-1 WAY
023 001 15500639 KIT-PRESS WARNING
024 002 15500693 BODY TUBE 120MM
025 001 15501296 TEE
NI 001 15273153 FUSE HOLDER & 5AMP FUSE
NI ASR 15273167 HELIX-PROTECTOR BULK

NOTES:

A KIT-REPAIR 15273145 24V MOTOR INCLUDES ONE EACH:24V MOTOR,
CONNECTOR,WOODRUFF KEY,SHAFT SEAL AND TWO O RINGS SIZE 144x4

07/04

THIS PAGE IS INTENTIONALLY LEFT BLANK

<https://www.besttruckmanuals.com/>



Articulated Truck



TRAILER SECTIONS



CHASSIS

100



BRAKING SYSTEM

250



DRIVELINE

130



BODY

270



CENTRE AXLE

150



REAR AXLE






160



BRAKE PARTS

165



	BRAKE PARTS	165
	PARKING BRAKE	170
	SUSPENSION SYSTEM	180
	ELECTRICAL SYSTEM	190
	BODY HOIST SYSTEM	230

<input type="checkbox"/>	
<input type="checkbox"/>	
<input type="checkbox"/>	
<input type="checkbox"/>	
<input type="checkbox"/>	

TABLE OF CONTENTS FOR MODEL TA27

FROM SERIAL NO AB251011

08/03

SECT - PAGE - PLI	DESCRIPTION	SECT - PAGE - PLI	DESCRIPTION
SECTION 100 CHASSIS		SECTION 250 BRAKING SYSTEM	
100-0010-8271 CHASSIS	R3 08/03	250-0020-8271 BRAKE LINES-HYDRAULIC	
100-0020-8271 ARTIC & OSCILLATION PIVOT		SECTION 270 BODY	
SECTION 130 DRIVELINE		270-0010-8271 BODY ASSEMBLY	R1 04/03
130-0020-8271 REAR DRIVELINE		270-0015-8273 BODY MUDFLAPS	R1 04/03
SECTION 150 CENTRE AXLE			
150-0010-8271 AXLE COMPLETE-CENTRE			
150-0020-8271 DIFFERENTIAL-CENTRE			
150-0030-8271 AXLE GROUP-CENTRE			
150-0040-8271 PLANETARY GEARING-CENTRE			
SECTION 160 REAR AXLE			
160-0010-8271 AXLE COMPLETE-REAR			
160-0020-8271 DIFFERENTIAL-REAR			
160-0030-8271 AXLE GROUP-REAR			
160-0040-8271 PLANETARY GEARING-REAR			
SECTION 165 BRAKE PARTS			
165-0010-8271 BRAKE PARTS-(ARTICS)			

165-0050-8271 BRAKE GUARDS

SECTION 170 PARKING BRAKE

170-0010-8271 PARKING BRAKE

170-0020-8271 PARKING BRAKE MOUNTING

RT D4/03

SECTION 180 SUSPENSION SYSTEM

180-0040-8271 REAR SUSPENSION

SECTION 190 ELECTRICAL SYSTEM

190-0050-8271 CABLES/HARNESSES-REAR FRAME

190-0100-8271 ELECTRICAL LIGHTING SYSTEM

RT D1/03

SECTION 230 BODY HOIST SYSTEM

230-0020-8271 LINES AND FITTINGS-BODY HOIST

230-0130-8271 HOIST CYLINDERS

RT D4/03

THIS PAGE IS INTENTIONALLY LEFT BLANK

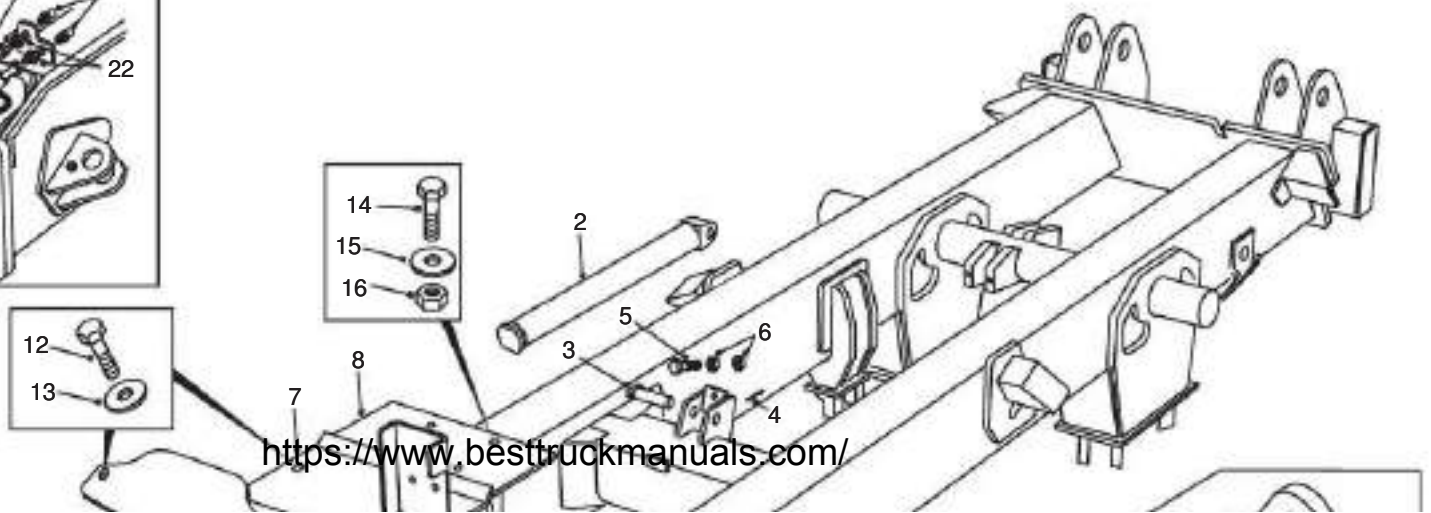
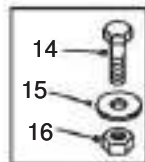
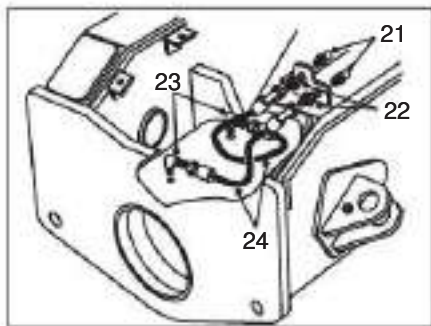
<https://www.besttruckmanuals.com/>

R3 08/03 (ECN 105437, ECN 105683, SER CORR)

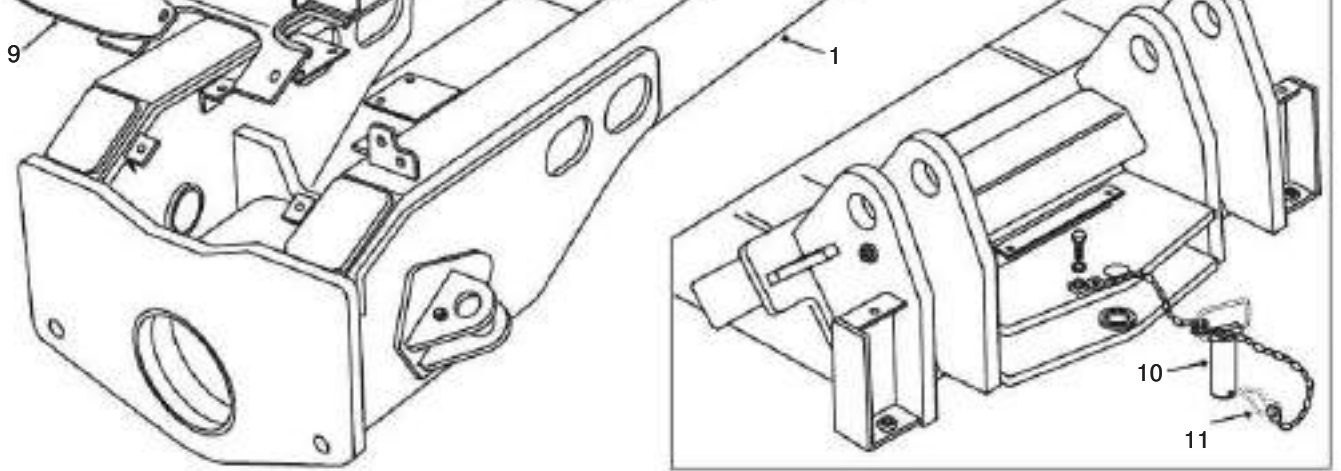
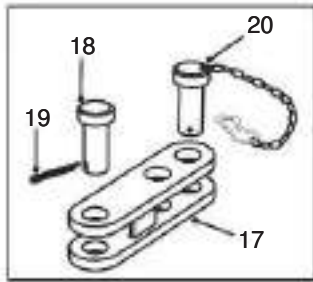
100-0010-8271 CHASSIS
FROM SERIAL NO. A8251011

DRAWING NO. P11120

P11120



<https://www.besttruckmanuals.com/>



100-0010-8271 CHASSIS
FROM SERIAL NO. A8251011

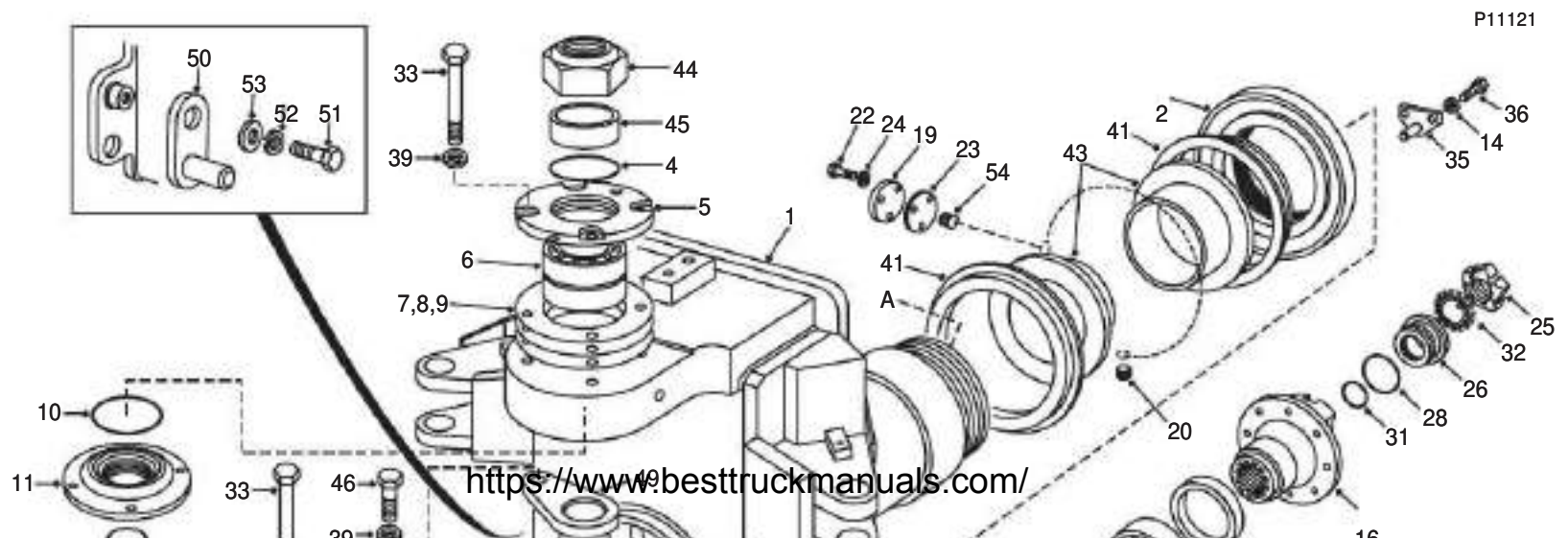
NC	REF	QTY	PART NO.	DESCRIPTION	SER.NO. FROM	SER.NO. TO
001	001		15311468	FRAME ASSY-COMLETE		
002	001		15315773	BODY PROP ASSY		
003	001		15225770	PIN ASSY		
004	001		00103424	PIN-COTTER		
005	001		06372070	BOLT		
006	002		06432001	NUT		
007	001		15314499	COVER PLATE ASSY		
008	001		15313415	GUARD-PARKING BRAKE		
009	001		15313428	COVER PLATE-PIVOT AUX		
010	001		15316711	PIN ASSY		
011	001		15233816	PIN-SPRING		
012	004		00179889	BOLT		
013	004		09267949	WASHER-HARDENED		
014	004		06351240	BOLT		
015	008		15244714	WASHER-HARDENED		
016	004		06471201	LOCKNUT		
017	001		15310883	LOCKING BAR		
018	001		15311291	PIN		
019	001		00103393	PIN-COTTER		
020	001		15311292	PIN ASSY		

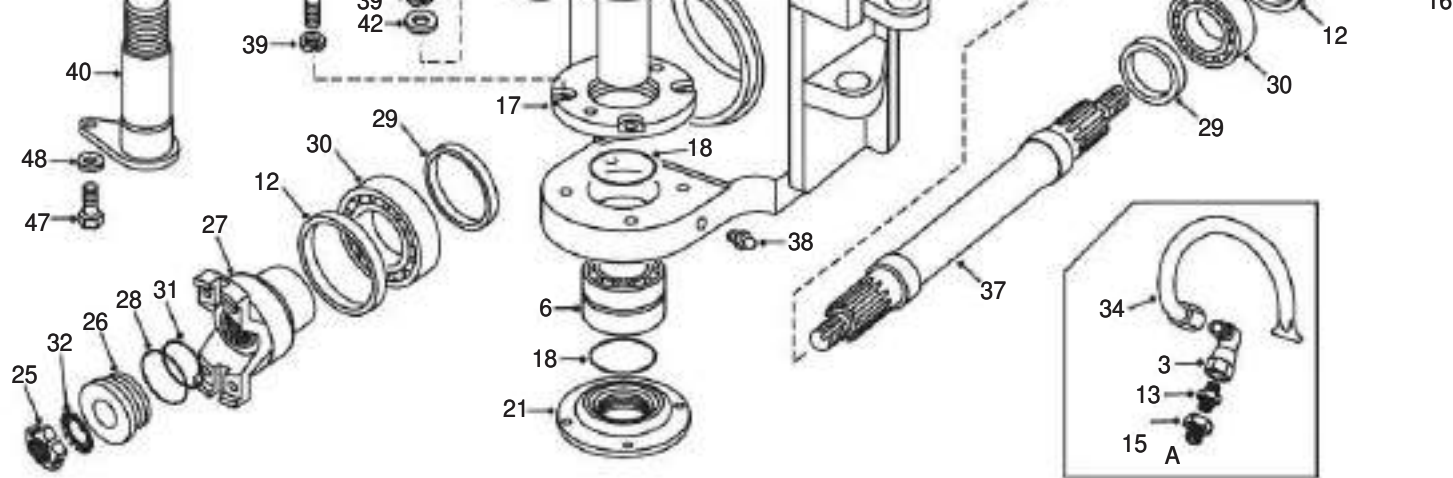
021 002 09411010 FITTING-GREASE
022 002 00118748 CONNECTOR
023 002 00118753 ELBOW
024 002 15315239 HOSE ASSY

R3 08/03 (ECN 105437, ECN 105683, SER CORR)

100-0020-8271 ARTIC & OSCILLATION PIVOT
FROM SERIAL NO. A8251011

DRAWING NO. P11121





100-0020-8271 ARTIC & OSCILLATION PIVOT
FROM SERIAL NO. A8251011

100-0020-8271 ARTIC & OSCILLATION PIVOT
FROM SERIAL NO. A8251011

NC	REF	QTY	PART NO.	DESCRIPTION	SER.NO. FROM	SER.NO. TO	NC	REF	QTY	PART NO.	DESCRIPTION	SER.NO. FROM	SER.NO. TO
001	001	1	15314546	PIVOT ASSEMBLY			038	001	1	09411010	FITTING-GREASE		
002	001	1	15231879	NUT			039	009	1	00103329	LOCKWASHER		
003	001	1	15233858	ELBOW			040	001	1	15246653	PIN ASSY		
004	001	1	15226100	O RING			041	002	1	15231884	RING		
005	001	1	15226072	RETAINER			042	001	1	09217321	WASHER		
006	004	1	15229520	CUP			043	002	1	15307640	NYLON BUSH		
006	004	1	15229521	CONE			044	001	1	09437116	NUT		
007	ASR	1	15225604	SHIM (0.005 IN)			045	001	1	15258042	SPACER		
008	ASR	1	15225605	SHIM (0.007 IN)			046	001	1	00179883	BOLT		
009	ASR	1	15225606	SHIM (0.020 IN)			047	001	1	00426482	BOLT		
010	001	1	09141877	O RING			048	001	1	09019631	WASHER-HARDENED		
011	001	1	15226828	RETAINER			049	001	1	15316277	PIVOT PIN		
012	001	1	15235088	SEAL			050	001	1	15248801	PIN ASSY		
013	001	1	15233978	CONNECTOR			051	001	1	00179883	BOLT		
014	002	1	09270000	WASHER-HARDENED			052	001	1	00103329	LOCKWASHER		
015	001	1	00144033	BUSHING			053	001	1	09217321	WASHER		
016	001	1	15312275	YOKE 8.5C			054	001	1	15235091	PLUG		
017	001	1	15226829	RETAINER									
018	002	1	09126819	O RING									
019	001	1	15246825	PLATE									

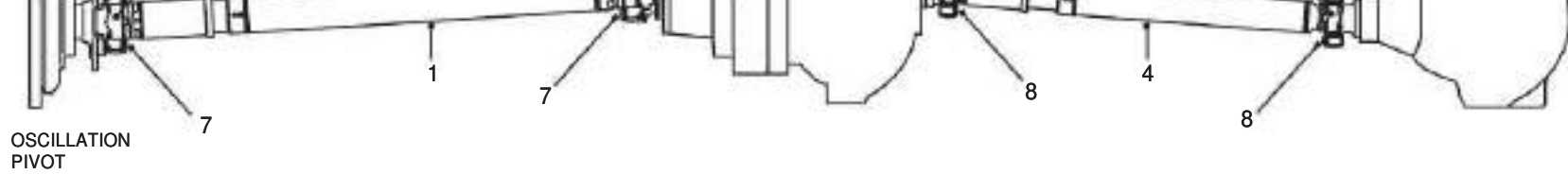
020	001	00273269	FLANGE
021	001	15226830	RETAINER
022	003	06351025	BOLT NSS(SUPPLY KIT QTY)
023	001	15246826	GASKET
024	003	07151020	WASHER
025	002	15310961	LOCKNUT
026	002	15234732	WASHER-THRUST
027	001	15315650	YOKE 8.5C
028	002	00439077	RETAINER
030	002	00457319	CUP
030	001	00137350	CONE
031	002	09410969	O RING
032	002	15315621	TAB LOCKWASHER
033	008	00190770	BOLT
034	001	15315800	PIPE ASSY
035	001	15237929	LOCKPLATE
036	002	15315167	BOLT
037	001	15312279	SHAFT

130-0020-8271 REAR DRIVELINE
 FROM SERIAL NO. A8251011

DRAWING NO. P11122

P11122





130-0020-8271 REAR DRIVELINE
 FROM SERIAL NO. A8251011

NC	REF	QTY	PART NO.	DESCRIPTION	SER.NO. FROM	SER.NO. TO
001	001		15312125	DRIVELINE 8.5C		
002	002		15273445	.U-JOINT		
003	008		15272770	.SCREW		
004	001		15312126	DRIVELINE 7C		
005	002		15275363	.U-JOINT		
006	008		00455016	.BOLT		
007	008		15234737	BOLT		
008	008		15232874	CAPSCREW		

150-0010-8271 AXLE COMPLETE-CENTRE
FROM SERIAL NO. A8251011

DRAWING NO. P11126

P11126



<https://www.besttruckmanuals.com/>



150-0010-8271 AXLE COMPLETE-CENTRE
FROM SERIAL NO. A8251011

NC	REF	QTY	PART NO.	DESCRIPTION	SER.NO. FROM	SER.NO. TO
----	-----	-----	----------	-------------	-----------------	---------------

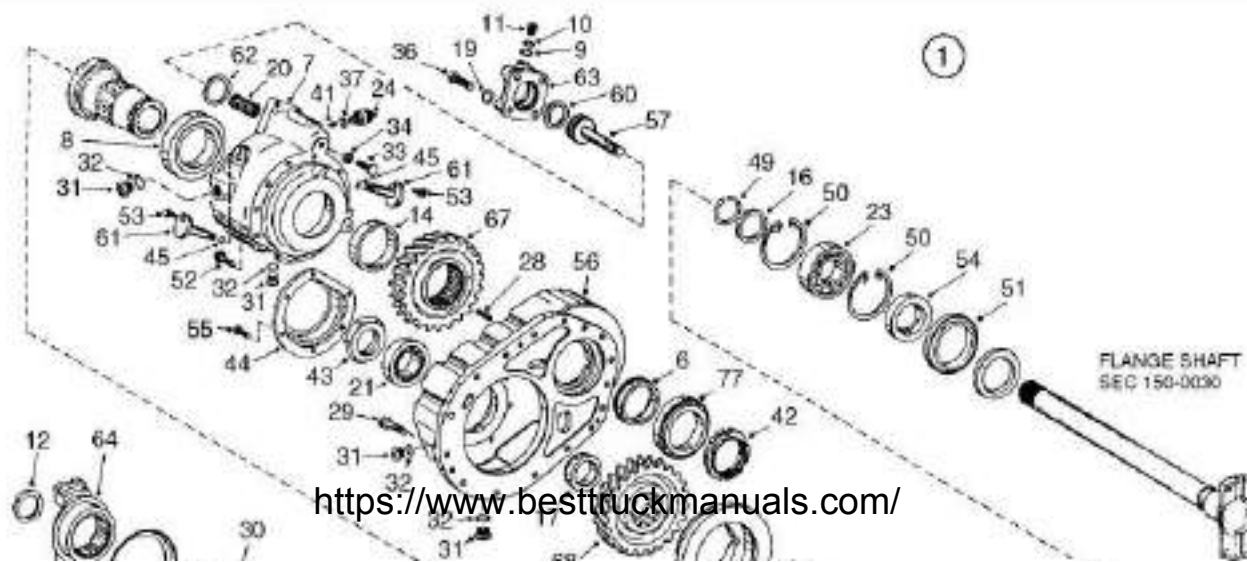
A	001	001	15310602	AXLE ASSY-THRU-DRIVE		
---	-----	-----	----------	----------------------	--	--

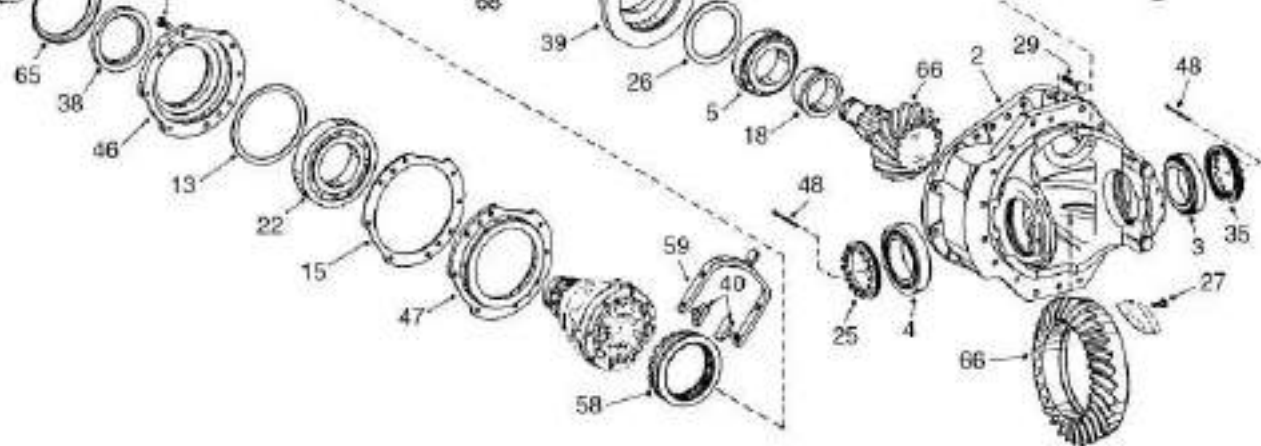
NOTES:

A FOR CENTRE AXLE PARTS REFER TO SECTIONS: 150-0020,
150-0030, 150-0040 AND 150-0060

150-0020-8271 DIFFERENTIAL-CENTRE
FROM SERIAL NO. A8251011

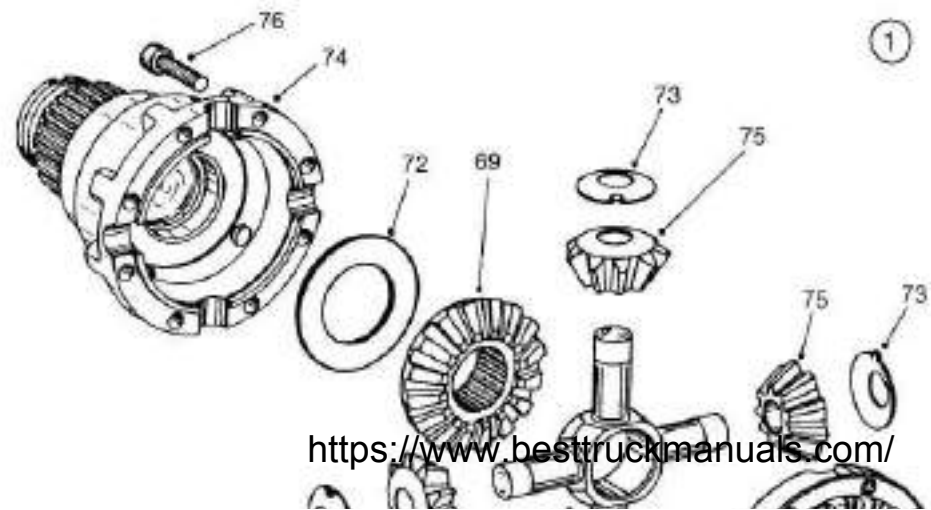
DRAWING NO. P9331A

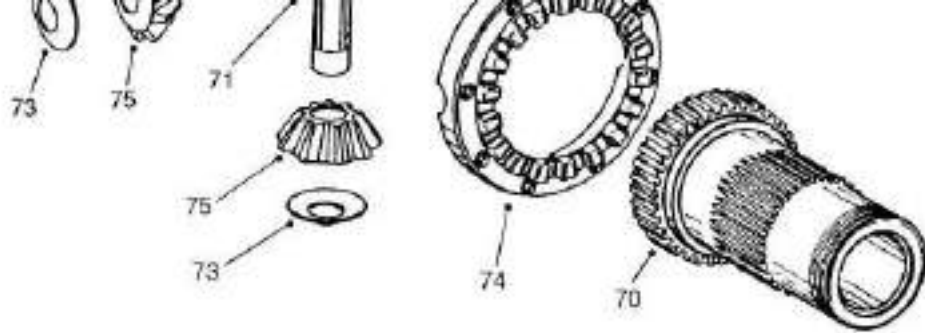




150-0020-8271 DIFFERENTIAL-CENTRE
 FROM SERIAL NO. A8251011

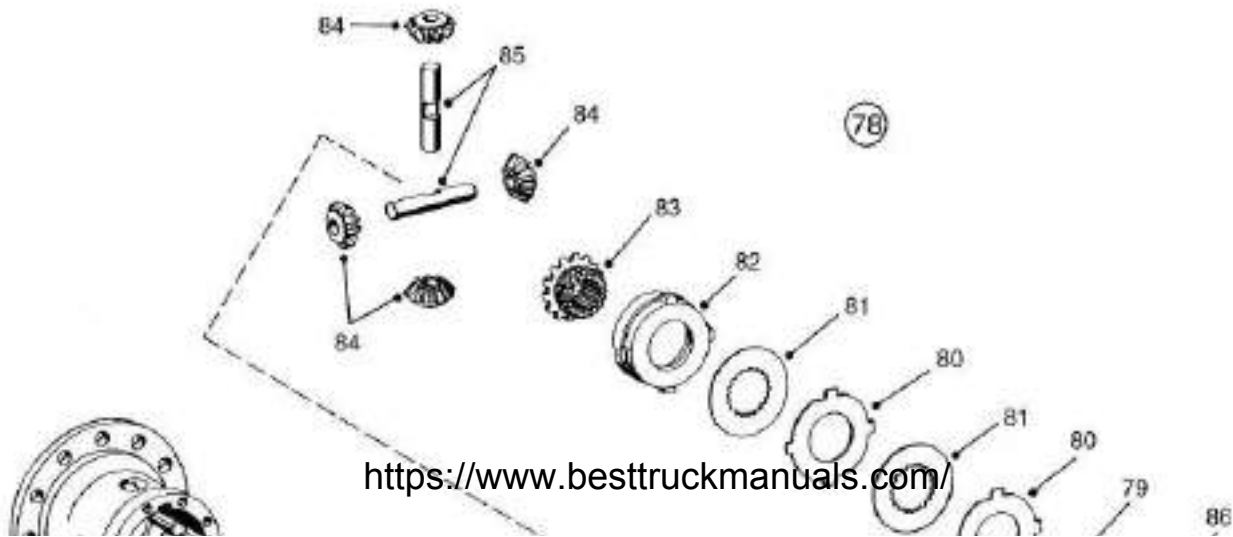
DRAWING NO. P9331B

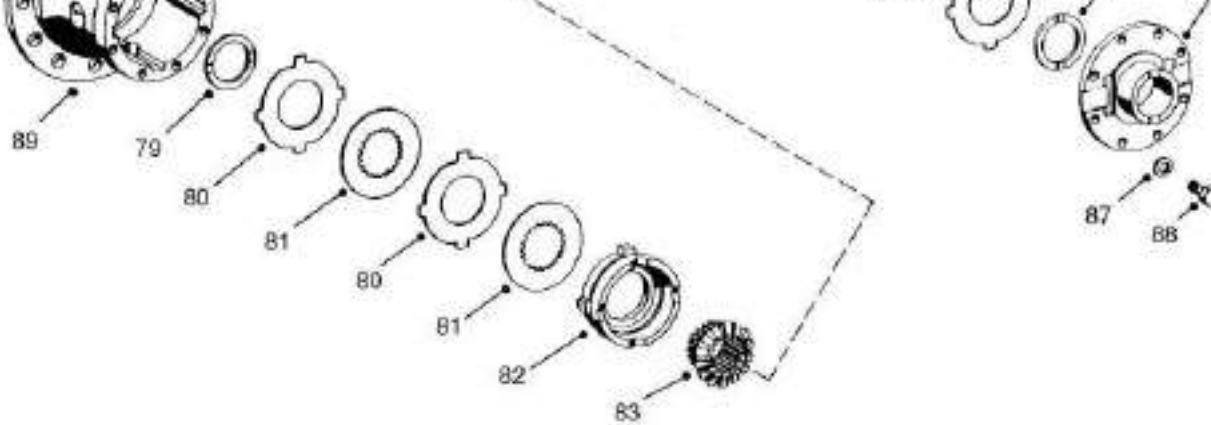




150-0020-8271 DIFFERENTIAL-CENTRE
FROM SERIAL NO. A8251011

DRAWING NO. P9331C





150-0020-8271 DIFFERENTIAL-CENTRE
FROM SERIAL NO. A8251011

NC REF	QTY	PART NO.	DESCRIPTION	SER. NO. FROM	SER. NO. TO
--------	-----	----------	-------------	------------------	----------------

150-0020-8271 DIFFERENTIAL-CENTRE
FROM SERIAL NO. A8251011

NC REF	QTY	PART NO.	DESCRIPTION	SER. NO. FROM	SER. NO. TO
--------	-----	----------	-------------	------------------	----------------

001	001	15500199	DIFF CARRIER COMPLETE		
002	001	15267695	.AXLE HOUS		
003	001	15265417	.BEARING		
004	001	15266849	.BEARING		
005	001	09398699	.BEARING		
006	001	09398726	.SPACER (23.00 MM)		
006	001	09398721	.SPACER (22.90 MM)		
006	001	09398720	.SPACER (22.80 MM)		
006	001	09398718	.SPACER (22.60 MM)		
006	001	09398715	.SPACER (22.30 MM)		
006	001	09398716	.SPACER (22.40 MM)		
006	001	09398717	.SPACER (22.50 MM)		
007	001	15265381	.HOUSING		
008	001	15265736	.BEARING		
009	001	09398637	.DISC		
010	001	09398636	.ELEMENT-FILTER		
011	001	15500192	.PLUG		
012	001	15265382	.NUT-CASTLE		
013	001	09398618	.SHIM (0.20 MM)		

017	001	15265714	.SPACER (22.60 MM)		
017	001	15265713	.SPACER (22.50 MM)		
017	001	15265718	.SPACER (23.00 MM)		
017	001	15265725	.SPACER (23.70 MM)		
017	001	15265726	.SPACER (23.80 MM)		
017	001	15265727	.SPACER (23.90 MM)		
017	001	15265728	.SPACER (24.00 MM)		
017	001	15265729	.SPACER (24.10 MM)		
017	001	15265724	.SPACER (23.60 MM)		
017	001	15265719	.SPACER (23.10 MM)		
017	001	15265720	.SPACER (23.20 MM)		
017	001	15265721	.SPACER (23.30 MM)		
017	001	15265722	.RING SPAC		
017	001	15265723	.SPACER (23.50 MM)		
018	001	09398717	.SPACER (22.50 MM)		
019	004	09398634	.LOCKWASHER		
020	001	09398644	.SPRING		
021	001	09398607	.BEARING		
022	001	09398622	.BEARING		
023	001	09398633	.BEARING		

013	001	09398619	.SHIM (0.50 MM)
013	001	09398620	.SHIM (0.50 MM)
014	001	09398660	.SPACER
015	001	09398630	.SHIM (1.70 MM)
015	001	09398629	.SHIM (1.60 MM)
015	001	09398628	.SHIM (1.50 MM)
015	001	09398627	.SHIM (1.40 MM)
015	001	09398626	.SHIM (1.30 MM)
015	001	09398631	.SHIM (1.80 MM)
015	001	09398623	.SHIM (1.00 MM)
015	001	09398624	.SHIM (1.10 MM)
015	001	09398625	.SHIM (1.20 MM)
016	001	09398735	.SHIM (6.20 MM)
016	001	09398731	.SHIM (5.80 MM)
016	001	09398732	.SHIM (5.90 MM)
016	001	09398733	.SHIM (6.00 MM)
016	001	09398734	.SHIM (6.10 MM)
017	001	15265717	.SPACER (22.90MM)
017	001	15265716	.SPACER (22.90MM)
017	001	15265715	.SPACER (22.70MM)

023	001	09398737	.BEARING
024	001	15271067	.SWITCH
025	001	15266850	.NUT ADJUST
026	ASR	15265685	.SHIM (2.70 MM)
026	ASR	15265684	.SHIM (2.60 MM)
026	001	09398698	.SHIM (1.80 MM)
026	001	09398697	.SHIM (1.70 MM)
026	001	09398696	.SHIM (1.60 MM)
026	ASR	15265690	.SHIM (3.20 MM)
026	ASR	15265689	.SHIM (3.10 MM)
026	ASR	15265688	.SHIM (3.00 MM)
026	ASR	15265687	.SHIM (2.90 MM)
026	ASR	15265686	.SHIM (2.80 MM)
026	001	09398695	.SHIM (1.50 MM)
026	001	09398685	.SHIM (0.10 MM)
026	001	09398687	.SHIM (0.20 MM)
026	001	09398690	.SHIM (1.00 MM)
026	001	09398689	.SHIM (0.50 MM)
026	001	09398688	.SHIM (0.30 MM)
026	001	09398694	.SHIM (1.40 MM)
026	001	09398693	.SHIM (1.30 MM)

150-0020-8271 DIFFERENTIAL-CENTRE
FROM SERIAL NO. A8251011

NC REF QTY	PART NO.	DESCRIPTION	SER.NO. FROM	SER.NO. TO
026	001	09398692	.SHIM (1.20 MM)	
026	001	09398691	.SHIM (1.10 MM)	
026	001	09398686	.SHIM (0.15 MM)	
026	001	15273817	.SHIM (2.00 MM)	
026	001	15273824	.SHIM (2.35 MM)	
026	001	15273825	.SHIM (2.40 MM)	
026	ASR	15265691	.SHIM (3.30 MM)	
026	001	15273826	.SHIM (2.45 MM)	
026	001	15273827	.SHIM (2.50 MM)	
026	ASR	15265692	.SHIM (3.40 MM)	
026	001	15273818	.SHIM (2.05 MM)	
026	001	15273819	.SHIM (2.10 MM)	
026	001	15273820	.SHIM (2.15 MM)	
026	001	15273821	.SHIM (2.20 MM)	
026	001	15273822	.SHIM (2.25 MM)	
026	001	15273823	.SHIM (2.30 MM)	
027	012	15266866	.SCREW LOC	
028	001	09398664	.PIN-ROLLER	
029	016	09398707	.SCREW	

150-0020-8271 DIFFERENTIAL-CENTRE
FROM SERIAL NO. A8251011

NC REF QTY	PART NO.	DESCRIPTION	SER.NO. FROM	SER.NO. TO
041	001	15267250	.PAD (13.50 MM)	
041	001	15267249	.PAD	
042	001	15267251	.NUT-SLOTTED	
043	001	15265734	.NUT	
044	001	09398665	.COVER	
045	002	09398649	.SEAL	
046	001	15265760	.BEARING-FLANGE	
047	001	09398632	.FLANGE-INTERMEDIATE	
048	002	09398705	.PIN-COTTER	
049	001	09398730	.CIRCLIP	
050	002	09398736	.CIRCLIP	
051	001	09398739	.SEAL-RETAINER	
052	009	15273383	.SCREW	
053	002	09398648	.LOCKWASHER	
054	001	09398738	.SEAL-SHAFT	
055	006	06351030	.BOLT	
056	001	09398642	.CASE-COUNTERSHAFT	
057	001	09398640	.PISTON	
058	001	09398653	.COLLAR-SHIFT	

030	008	15265882	.SCREW
031	004	09398657	.PLUG
032	004	09398658	.SEAL
033	001	09398646	.SCREW
034	001	09398645	.NUT
035	001	15266851	.NUT-ADJUSTING
036	004	09398633	.SCREW
037	001	09398651	.SEAL
038	001	15265384	.SEAL-SHAFT
039	001	09398684	.BUSHING-BEARING
040	002	09398642	.BLOCK-THRUST
041	001	15267247	.PAD (12.00 MM)
041	001	09398652	.PAD (16.00 MM)
041	001	15267246	.PAD
041	001	15267245	.PAD
041	001	15267244	.PAD
041	001	15267243	.PAD
041	001	15267248	.PAD (12.00 MM)
041	001	15272386	.PAD (17.00 MM)
041	001	15272385	.PAD (16.50 MM)
041	001	15272387	.PAD (17.50 MM)

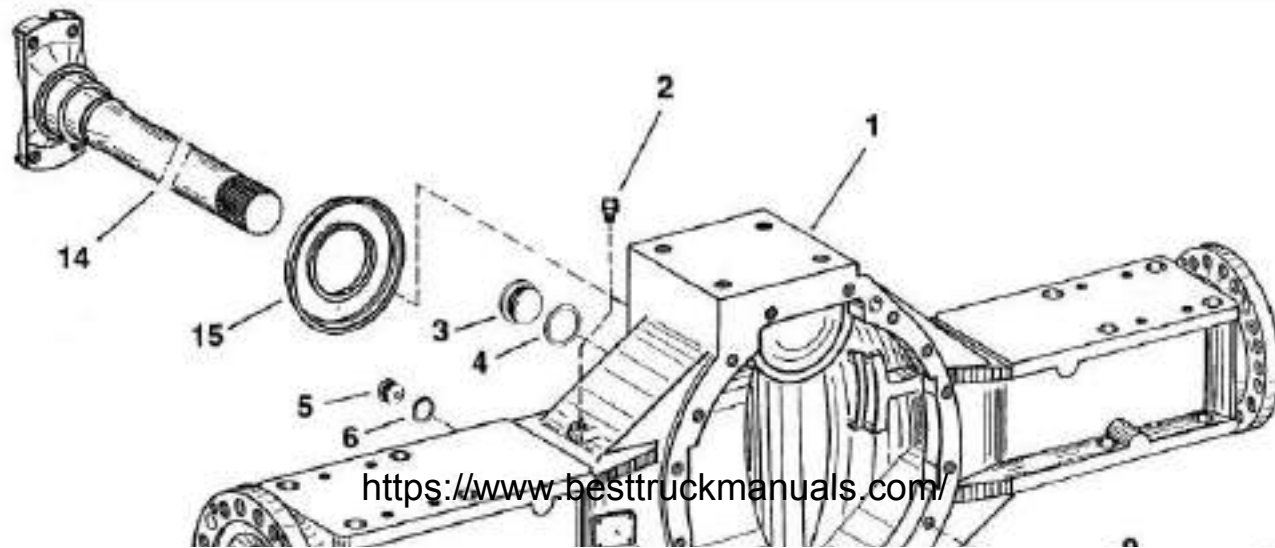
059	001	09398641	.FORK
060	001	09398639	.RING
061	002	09398647	.PIN
062	001	09398643	.RING-CENTERING
063	001	15271066	.CYLINDER
064	001	15500194	.FLANGE-INPUT
065	001	15265170	.COVER-DUST
066	001	15272388	.BEVEL GEAR SET
067	001	09398661	.GEAR-SPUR
068	001	09398663	.GEAR-SPUR
069	001	09398749	.GEAR
070	001	09398742	.GEAR-DIFF
071	001	15265386	.SPIDER
072	001	09398750	.WASHER
073	004	15265387	.WASHER-THRUST
074	001	15265383	.CASE-DIFF
075	004	15265759	.GEAR-BEVEL
076	008	09398751	.SCREW-SOCKET
077	001	15267509	.BEARING ASSY
078	001	15272381	.LIMITED SLIP DIFF
079	002	15266854	.WASHER-THRUST

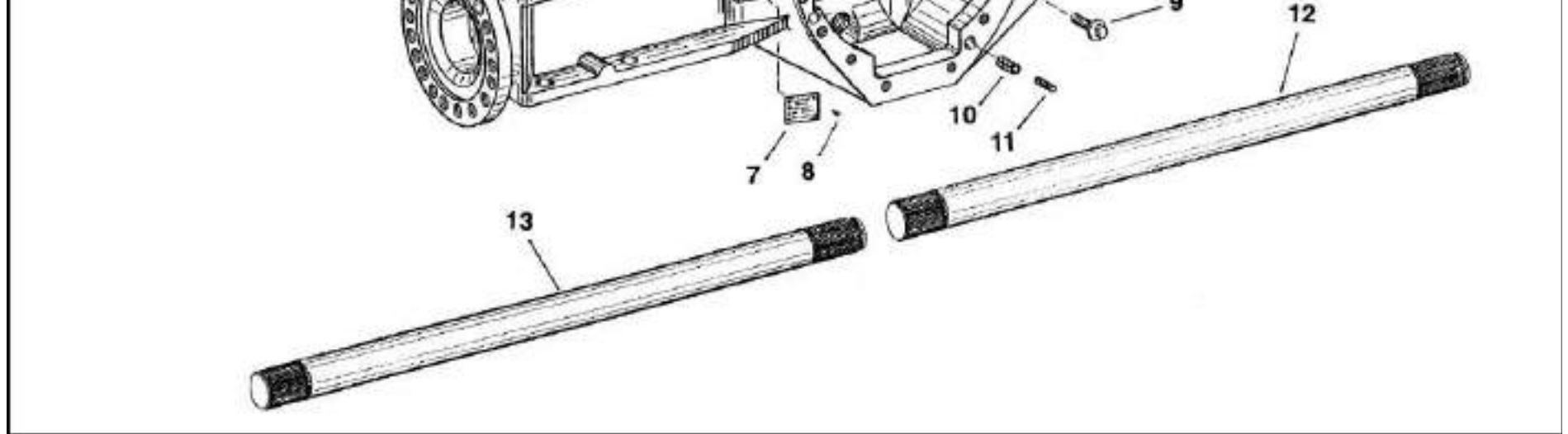
150-0020-8271 DIFFERENTIAL-CENTRE
FROM SERIAL NO. A8251011

NC	REF	QTY	PART NO.	DESCRIPTION	SER.NO. FROM	SER.NO. TO
080	004		15266857	..DISC (3.10 MM)		
080	004		15266856	..DISC (2.90 MM)		
080	004		15266855	..DISC (3.00 MM)		
081	004		15266858	..DISC		
082	002		15266859	..RING-THRUST		
083	002		15272382	..GEAR-BEVEL		
084	004		15272383	..PINION-BEVEL		
085	002		15266862	..DIFF-AXLE		
086	001		15266863	..COVER		
087	012		15267938	..WASHER-SPRING		
088	012		15266865	..SCREW		
089	001		15266853	..HOUSING		

150-0030-8271 AXLE GROUP-CENTRE
FROM SERIAL NO. A8251011

DRAWING NO. P8771





150-0030-8271 AXLE GROUP-CENTRE
 FROM SERIAL NO. A8251011


NC	REF	QTY	PART NO.	DESCRIPTION	SER.NO. FROM	SER.NO. TO
001	001		15500198	AXLE CASING		
002	001		09398508	VALVE-VENT		
003	001		09398762	PLUG		
004	001		09398510	SEAL		
005	001		09398547	PLUG-SCREW		
006	001		09398260	SEAL		
007	001		15267933	PLATE		
008	004		09397927	PIN-GROOVED		
009	016		15267698	LOCK SCREW		
010	003		15267236	PIN		
011	003		15267237	PIN		
012	001		15267109	SHAFT LH-SHRT 1074MM		
013	001		15267110	SHAFT RH-LONG 1202MM		
014	001		15265758	SHAFT-FLANGED		
015	001		09398740	DUSTSHIELD		

150-0040-8271 PLANETARY GEARING-CENTRE
FROM SERIAL NO. A8251011

DRAWING NO. P11023-2

P11023

12 10
9
11 8 7 1
15
14



150-0040-8271 PLANETARY GEARING-CENTRE
FROM SERIAL NO. A8251011

NC	REF	QTY	PART NO.	DESCRIPTION	SER.NO. FROM	SER.NO. TO
001	002		15271853	CARRIER-HUB		
002	008		15267130	.NUT		
003	002		15271053	SHIM (1.05 MM)		
003	002		15271052	SHIM (1.10 MM)		
003	002		15271044	SHIM (1.50 MM)		
003	002		15271036	SHIM (1.90 MM)		
003	002		15271057	SHIM (0.85 MM)		
003	002		15271056	SHIM (0.90 MM)		
003	002		15271055	SHIM (0.95 MM)		
003	002		15271054	SHIM (1.00 MM)		
003	002		15271035	SHIM (1.95 MM)		
003	002		15271042	SHIM (1.60 MM)		
003	002		15271041	SHIM (1.65 MM)		
003	002		15271040	SHIM (1.70 MM)		
003	002		15271039	SHIM (1.75 MM)		
003	002		15271038	SHIM (1.80 MM)		
003	002		15271034	SHIM (2.00 MM)		
003	002		15271032	SHIM (2.10 MM)		
003	002		15271031	SHIM (2.15 MM)		

150-0040-8271 PLANETARY GEARING-CENTRE
FROM SERIAL NO. A8251011

NC	REF	QTY	PART NO.	DESCRIPTION	SER.NO. FROM	SER.NO. TO
014	024		09398526	NUT-WHEEL		
015	024		09398525	LOCKWASHER		
016	002		15265770	WASHER-TAB		
017	004		15265735	SCREW		
018	002		15265768	RING-GEAR		
019	002		15265765	SHAFT-SUN GEAR		
020	002		15500190	PLANET CARRIER		
021	002		15270194	PLUG-SCREW		
022	002		15266917	O RING		
023	008		15265771	GEAR-PLANETARY		
024	008		15265676	RING-RETAINER		
025	002		15267709	WASHER (1.70 MM)		
025	002		15267701	WASHER (3.90 MM)		
025	002		15265702	WASHER (5.00 MM)		
025	002		15265710	WASHER (3.50 MM)		
025	002		15265709	WASHER (3.30 MM)		
025	002		15265708	WASHER (3.10 MM)		
025	002		15265707	WASHER (2.90 MM)		
025	002		15265706	WASHER (2.70 MM)		

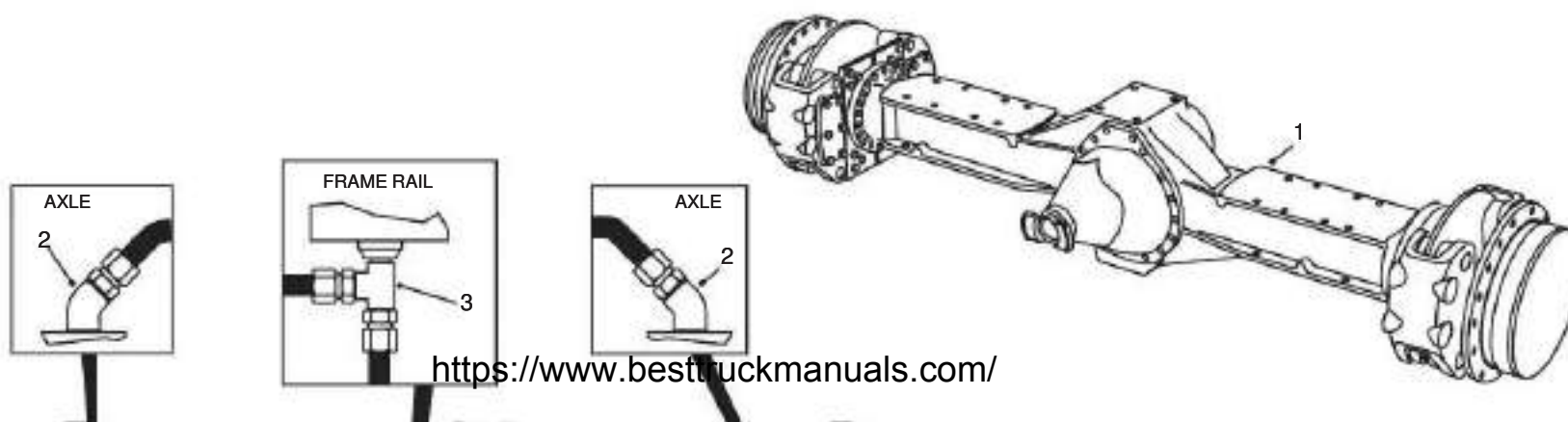
003 002 15271037 SHIM (1.85 MM)
 003 002 15271043 SHIM (1.55 MM)
 003 002 15271051 SHIM (1.15 MM)
 003 002 15271048 SHIM (1.30 MM)
 003 002 15271050 SHIM (1.20 MM)
 003 002 15271047 SHIM (1.35 MM)
 003 002 15271046 SHIM (1.40 MM)
 003 002 15271045 SHIM (1.45 MM)
 004 036 15271010 SCREW
 005 004 15265677 PIN-GROOVED
 006 036 09398516 WASHER
 007 004 15271058 SLOT PIN
 008 004 15271059 SLOT PIN
 009 002 15275323 BEARING
 010 002 15267615 BEARING ASSY
 011 002 15266689 SEAL
 012 002 15275324 HUB
 013 024 15273358 BOLT

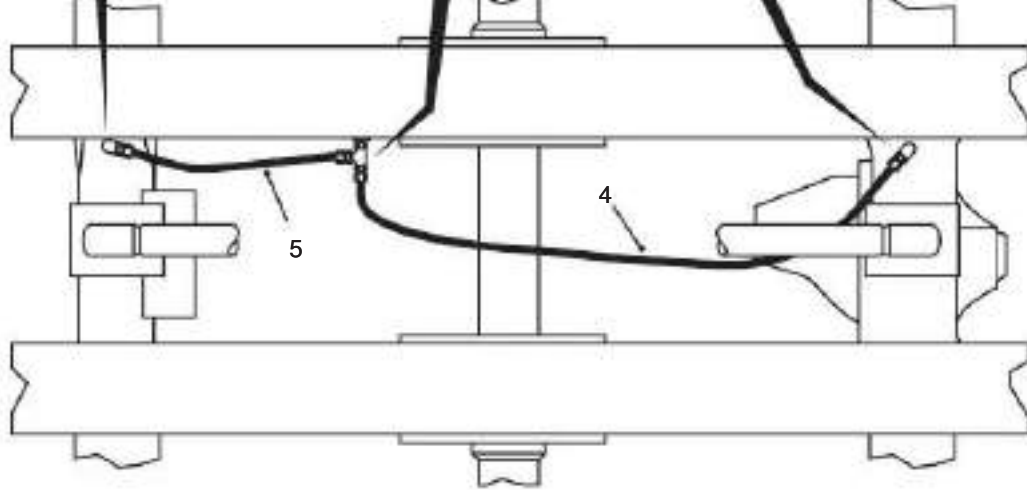
025 002 15267702 WASHER (4.10 MM)
 025 002 15267703 WASHER (4.80 MM)
 025 002 15267704 WASHER (5.20 MM)
 025 002 15267705 WASHER (5.40 MM)
 025 002 15267706 WASHER (5.60 MM)
 025 002 15267710 WASHER (1.80 MM)
 025 002 15267707 WASHER (7.50 MM)
 025 002 15267708 WASHER (1.90 MM)
 025 002 15273811 WASHER (7.00 MM)
 025 002 15273810 WASHER (6.80 MM)
 025 002 15265705 WASHER (6.50 MM)
 025 002 15265704 WASHER (6.30 MM)
 025 002 15265703 WASHER (6.00 MM)
 025 002 15267700 WASHER (3.70 MM)
 026 048 09398543 SCREW
 027 002 15265680 O RING
 028 002 09398762 PLUG
 029 002 15272377 DRIVER
 030 002 15265763 WASHER-THRUST

160-0010-8271 AXLE COMPLETE-REAR
 FROM SERIAL NO. A8251011

DRAWING NO. P11128

P11128





160-0010-8271 AXLE COMPLETE-REAR
 FROM SERIAL NO. A8251011

NC	REF	QTY	PART NO.	DESCRIPTION	SER.NO. FROM	SER.NO. TO
A	001	001	15310603	AXLE ASSY-REAR		
	002	002	09402823	ELBOW		
	003	001	15313820	TEE		
	004	001	15257971	HOSE ASSY		
	005	001	15257972	HOSE ASSY		

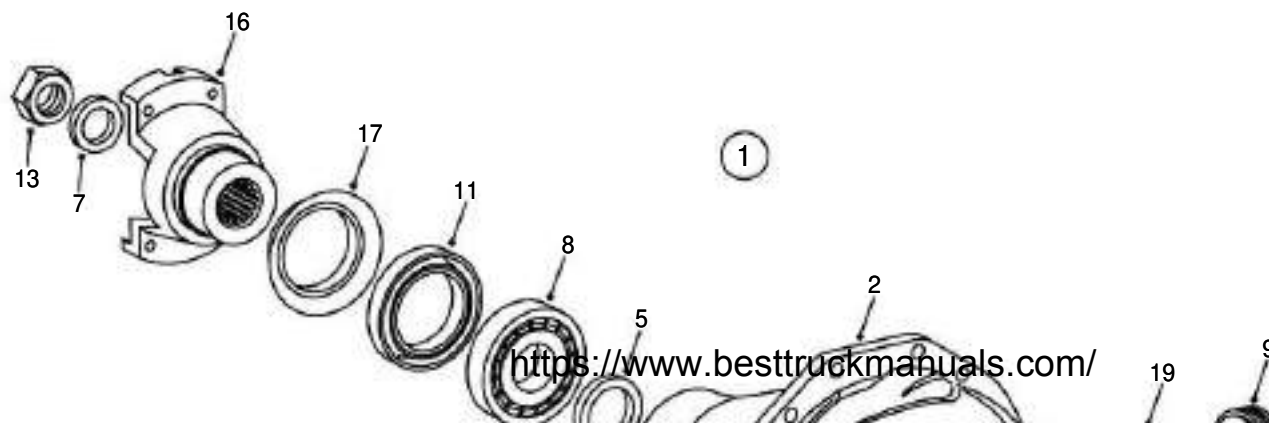
NOTES:

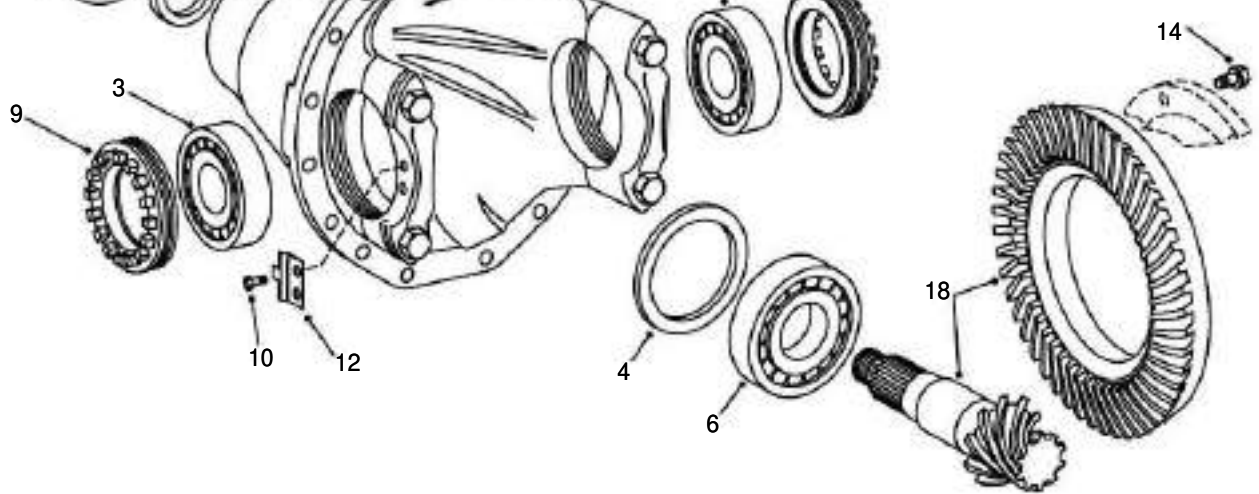
A FOR REAR AXLE PARTS REFER TO SECTIONS: 160-0020,
 160-0030, 160-0040 AND 160-0060

160-0020-8271 DIFFERENTIAL-REAR
FROM SERIAL NO. A8251011

DRAWING NO. P9263A

P9263

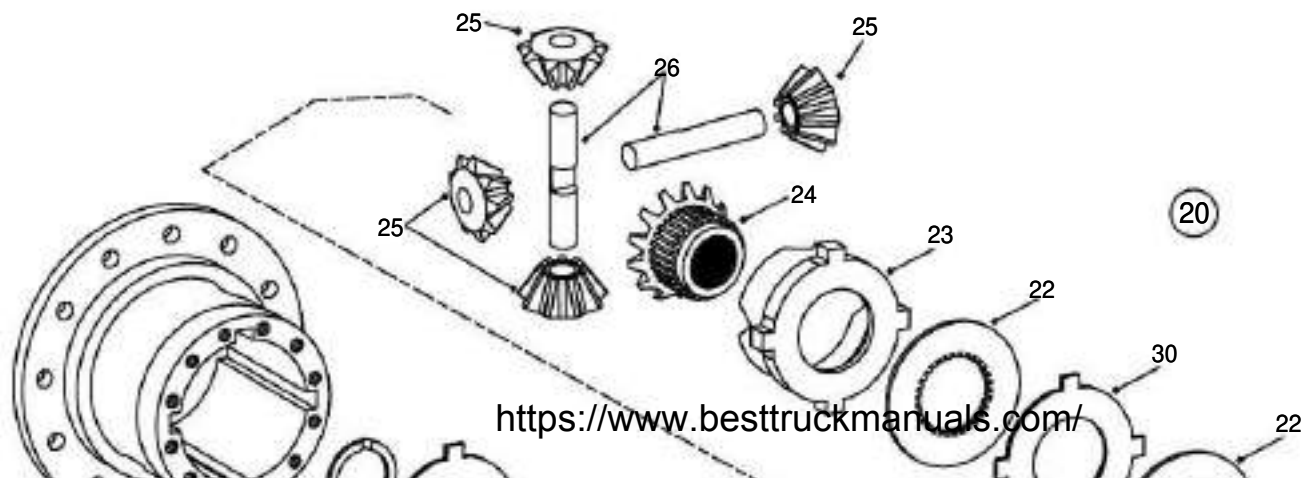




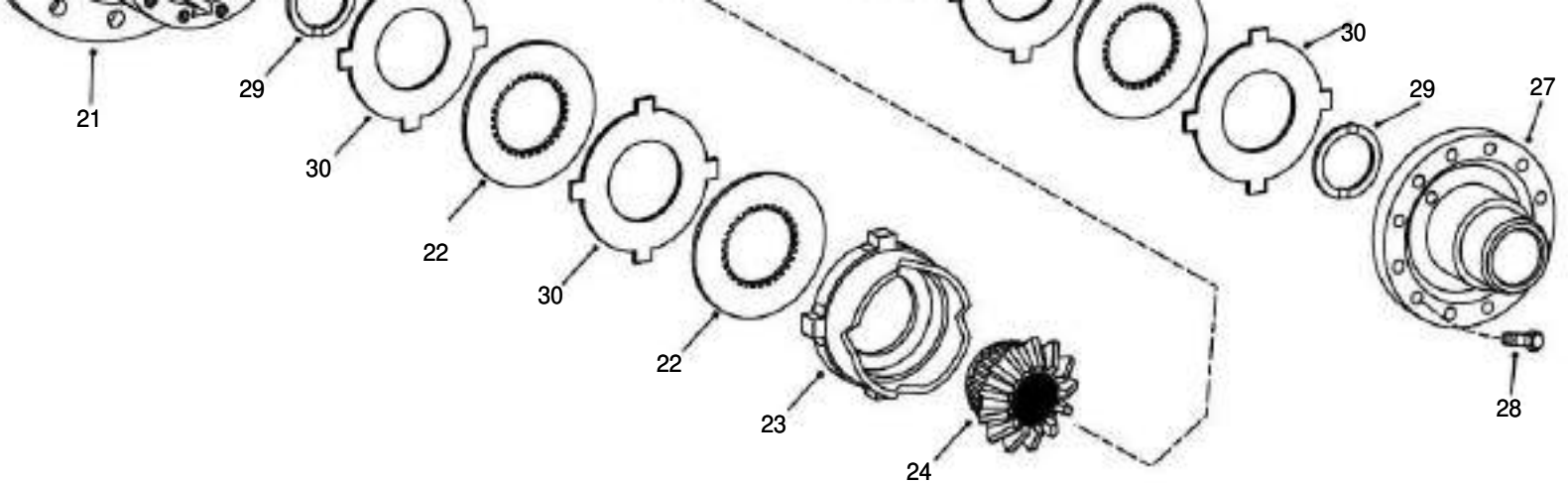
160-0020-8271 DIFFERENTIAL-REAR
 FROM SERIAL NO. A8251011

DRAWING NO. P9263B

P9263



<https://www.besttruckmanuals.com/>



160-0020-8271 DIFFERENTIAL-REAR
FROM SERIAL NO. A8251011

NC	REF	QTY	PART NO.	DESCRIPTION	SER.NO. FROM	SER.NO. TO
----	-----	-----	----------	-------------	-----------------	---------------

160-0020-8271 DIFFERENTIAL-REAR
FROM SERIAL NO. A8251011

NC	REF	QTY	PART NO.	DESCRIPTION	SER.NO. FROM	SER.NO. TO
----	-----	-----	----------	-------------	-----------------	---------------

001	001	1	15267693	CARRIER ASSY-DIFF		
002	001	1	15267232	.HOUSING-DIFF		
003	001	1	15265395	.BEARING		
004	ASR		09398564	.SPACER (8.80 MM)		
004	ASR		09398579	.SPACER (0.10 MM)		
004	ASR		09398581	.SPACER (0.50 MM)		
004	ASR		09398580	.SPACER (0.25 MM)		
004	ASR		15500185	.INTERM WASHER S=0.7		
004	ASR		15500188	.INTERM WASHER S=1.0		
004	ASR		15500187	.INTERM WASHER S=0.9		
004	ASR		15500186	.INTERM WASHER S=0.8		
005	ASR		09398565	.SPACER (8.90 MM)		
005	ASR		09398566	.SPACER (9.10 MM)		
005	ASR		09398567	.SPACER (9.20 MM)		
005	ASR		09398568	.SPACER (9.30 MM)		
005	ASR		09398569	.SPACER (9.40 MM)		
005	ASR		09398563	.SPACER (8.70 MM)		
005	ASR		09398562	.SPACER (8.60 MM)		

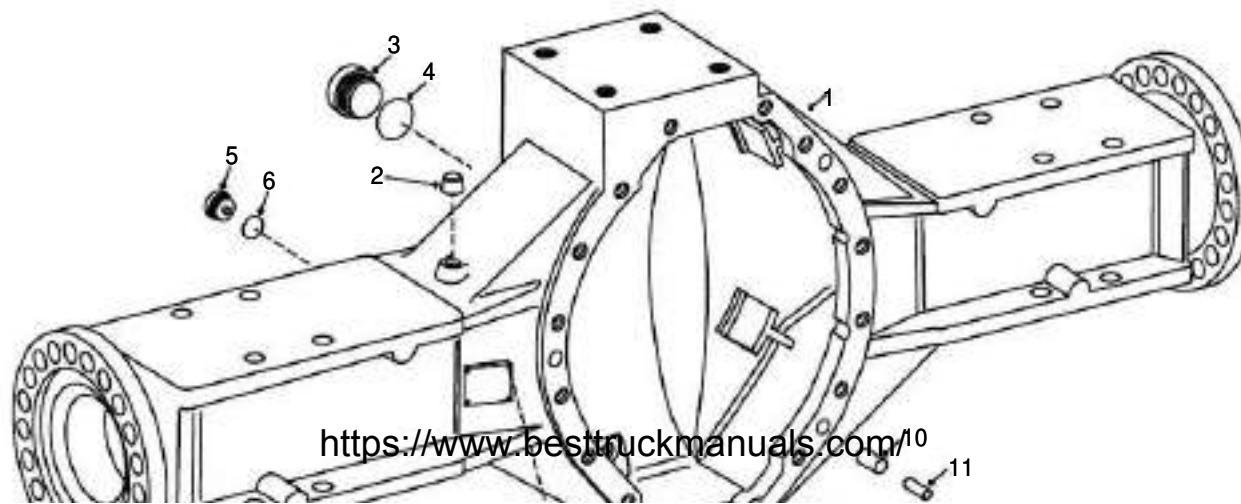
025	004		09398594	..PINION		
026	002		09398595	..DIFF AXLE		
027	001		15265751	..COVER		
028	012		09398597	..BOLT		
029	002		15265712	..THRUST WASHER		
029	002		15265711	..THRUST WASHER		
030	004		09398588	..DISC (2.90 MM)		
030	004		09398589	..DISC (3.00 MM)		
030	004		09398590	..DISC (3.10 MM)		

005	ASR	09398561	.SPACER (8.50 MM)
005	ASR	09398560	.SPACER (8.40 MM)
005	ASR	09398559	.SPACER (8.30 MM)
006	001	15265740	.BEARING
007	001	15275318	.WASHER
008	001	15265739	.BEARING
009	002	09398570	.NUT-ADJUSTER
010	004	09398578	.SCREW
011	001	15265681	.SEAL
012	002	09398577	.LOCKPLATE
013	001	09398552	.NUT-CASTLE
014	012	15271024	.SCREW-LOCKING
015	001		.NOT USED
016	001	09398554	.FLANGE
017	001	09398555	.DUSTCAP
018	001	15271026	.BEVEL GEAR SET
019	001	15265738	.BEARING
019	001	15265742	.LIMITED SLIP ASSY
021	001	15265752	..HOUSING
022	004	09398591	..DISC
023	002	09398592	..RING-THRUST
024	002	09398593	..GEAR

160-0030-8271 AXLE GROUP-REAR
FROM SERIAL NO. A8251011

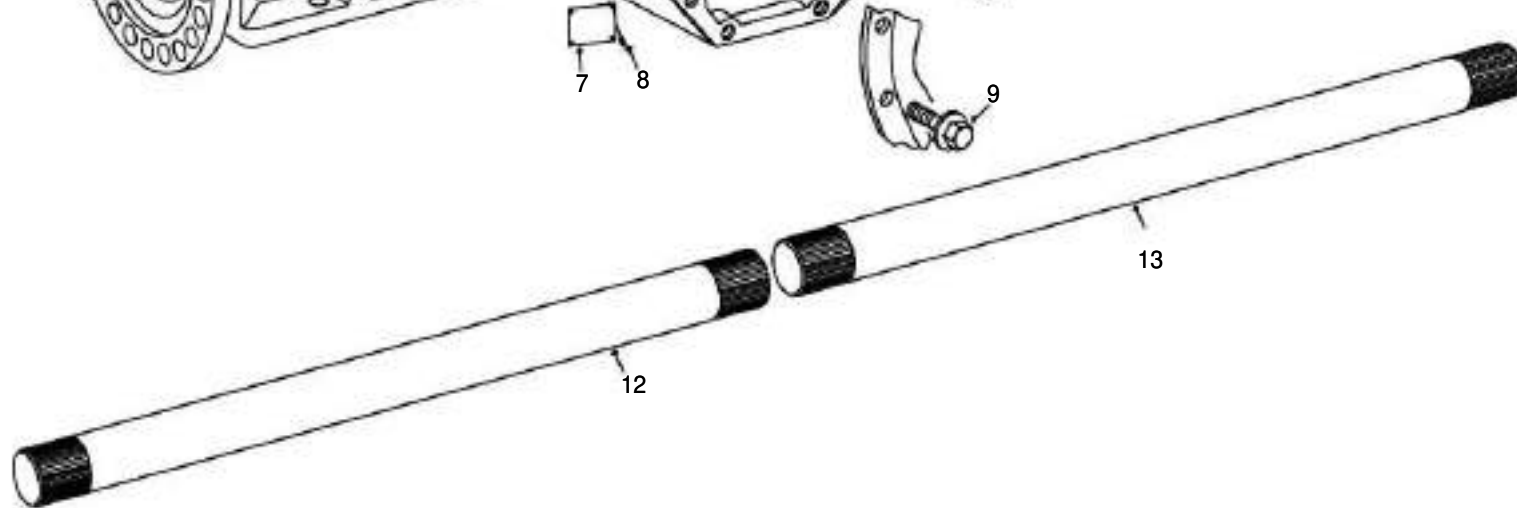
DRAWING NO. P7663

P7663



<https://www.besttruckmanuals.com>¹⁰

11



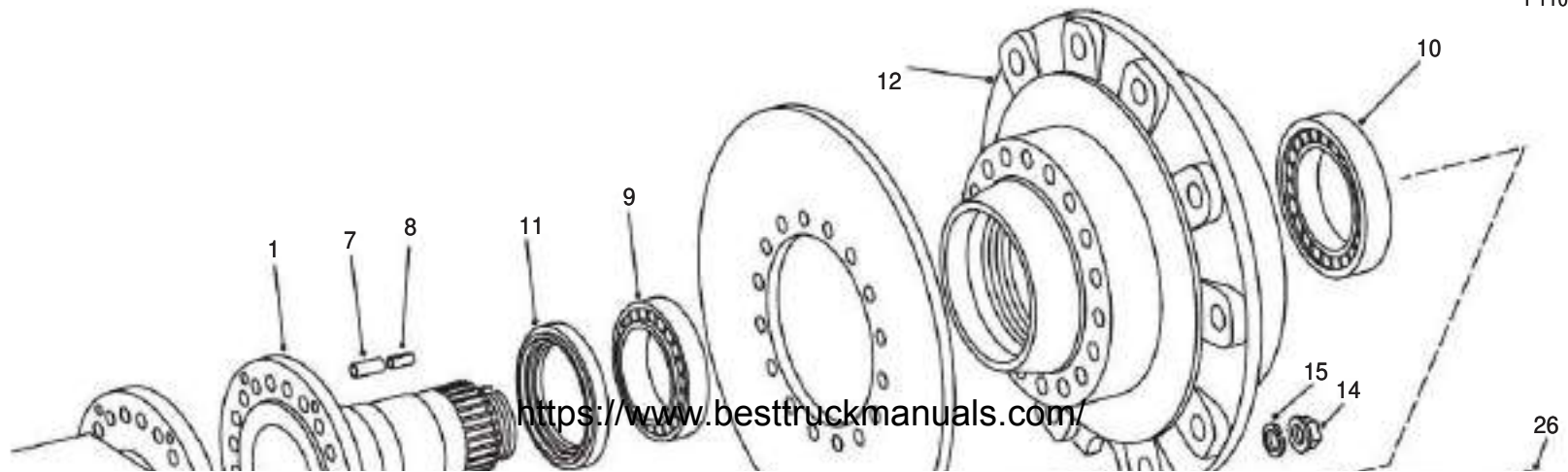
160-0030-8271 AXLE GROUP-REAR
 FROM SERIAL NO. A8251011

NC	REF	QTY	PART NO.	DESCRIPTION	SER.NO. FROM	SER.NO. TO
001	001	15500191	AXLE CASING			
002	001	09398508	VALVE-VENT			
003	001	09398762	PLUG			
004	001	09398510	SEAL			
005	001	09398547	PLUG-SCREW			
006	001	09398260	SEAL			
007	001	15267933	PLATE			
008	004	09397927	PIN-GROOVED			
009	016	15267698	LOCK SCREW			
010	003	15266769	PIN			
011	003	15266770	PIN			
012	001	15266869	SHAFT-LONG 1181MM			
013	001	15266870	SHAFT-SHORT 1101MM			

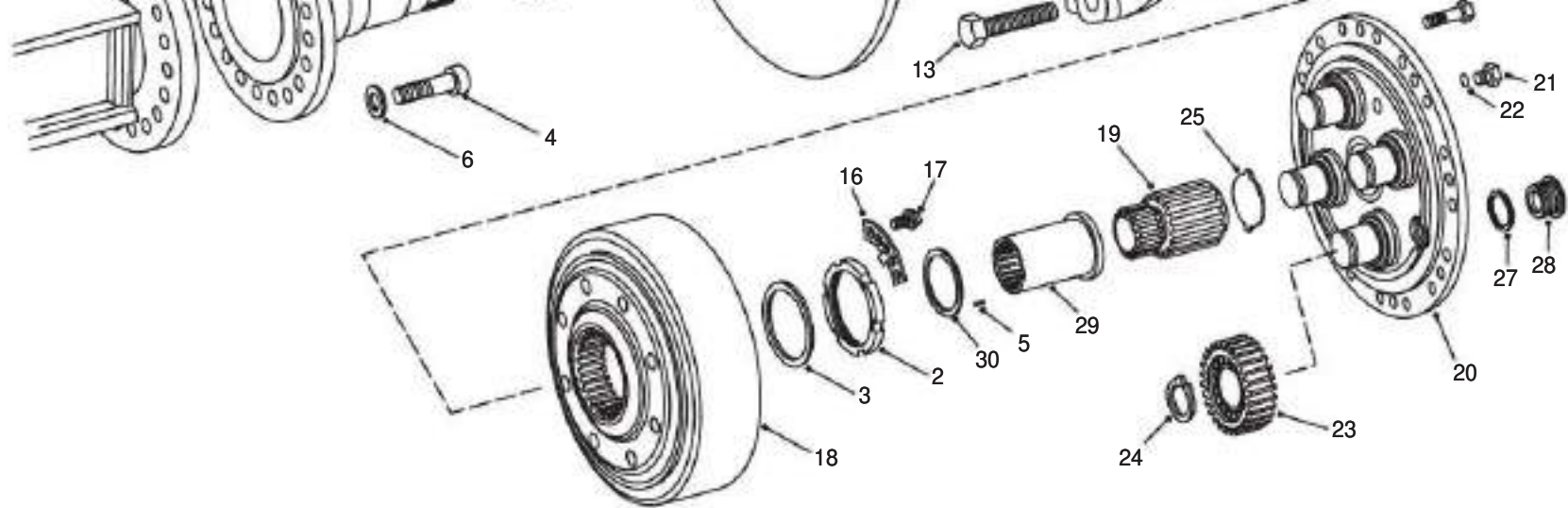
160-0040-8271 PLANETARY GEARING-REAR
FROM SERIAL NO. A8251011

DRAWING NO. P11023-1

P11023



<https://www.besttruckmanuals.com/>



160-0040-8271 PLANETARY GEARING-REAR
FROM SERIAL NO. A8251011

NC	REF	QTY	PART NO.	DESCRIPTION	SER. NO. FROM	SER. NO. TO
----	-----	-----	----------	-------------	------------------	----------------

160-0040-8271 PLANETARY GEARING-REAR
FROM SERIAL NO. A8251011

NC	REF	QTY	PART NO.	DESCRIPTION	SER. NO. FROM	SER. NO. TO
----	-----	-----	----------	-------------	------------------	----------------

001	002	15271853	CARRIER-HUB
002	008	15267130	.NUT
003	002	15271043	SHIM (1.55 MM)
003	002	15271037	SHIM (1.85 MM)
003	002	15271031	SHIM (2.15 MM)
003	002	15271042	SHIM (1.60 MM)
003	002	15271041	SHIM (1.65 MM)
003	002	15271040	SHIM (1.70 MM)
003	002	15271039	SHIM (1.75 MM)
003	002	15271038	SHIM (1.80 MM)
003	002	15271056	SHIM (0.90 MM)
003	002	15271057	SHIM (0.85 MM)
003	002	15271051	SHIM (1.15 MM)
003	002	15271045	SHIM (1.45 MM)
003	002	15271046	SHIM (1.40 MM)
003	002	15271047	SHIM (1.35 MM)
003	002	15271048	SHIM (1.30 MM)
003	002	15271055	SHIM (0.95 MM)

017	004	15265735	SCREW
018	002	15265768	RING-GEAR
019	002	15265765	SHAFT-SUN GEAR
020	002	15500190	PLANET CARRIER
021	002	15270194	PLUG-SCREW
022	002	15266917	O RING
023	008	15265771	GEAR-PLANETARY
024	008	15265676	RING-RETAINER
025	002	15265707	WASHER (2.90 MM)
025	002	15265708	WASHER (3.10 MM)
025	002	15267710	WASHER (1.80 MM)
025	002	15267709	WASHER (1.70 MM)
025	002	15265706	WASHER (2.70 MM)
025	002	15267700	WASHER (3.70 MM)
025	002	15267701	WASHER (3.90 MM)
025	002	15267702	WASHER (4.10 MM)
025	002	15267703	WASHER (4.80 MM)
025	002	15267708	WASHER (1.90 MM)

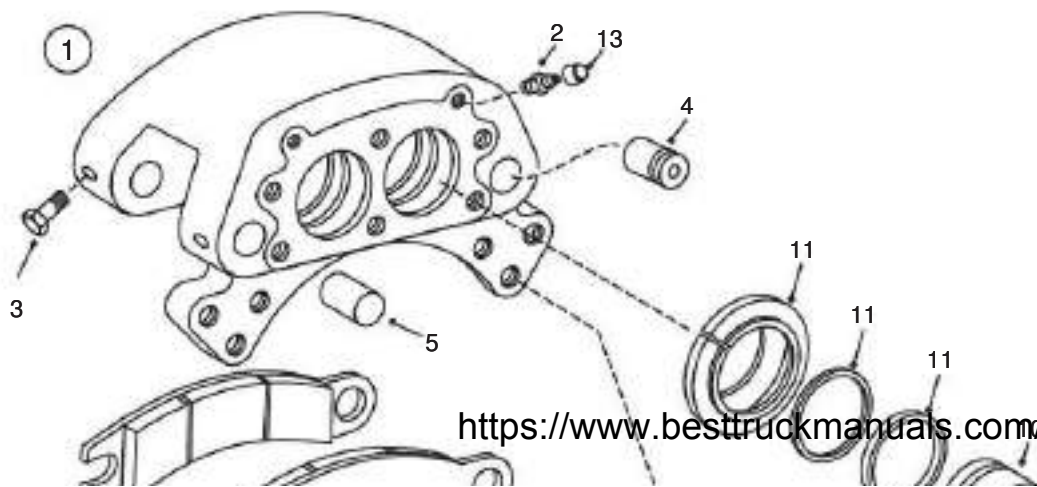
003	002	15271032	SHIM (2.10 MM)
003	002	15271034	SHIM (2.00 MM)
003	002	15271035	SHIM (1.95 MM)
003	002	15271036	SHIM (1.90 MM)
003	002	15271044	SHIM (1.50 MM)
003	002	15271052	SHIM (1.10 MM)
003	002	15271053	SHIM (1.05 MM)
003	002	15271054	SHIM (1.00 MM)
004	036	15271010	SCREW
005	004	15265677	PIN-GROOVED
006	036	09398516	WASHER
007	004	15271058	SLOT PIN
008	004	15271059	SLOT PIN
009	002	15275323	BEARING
010	002	15267615	BEARING ASSY
011	002	15266689	SEAL
012	002	15275324	HUB
013	024	15273358	BOLT
014	024	09398526	NUT-WHEEL
015	024	09398525	LOCKWASHER
016	002	15265770	WASHER-TAB

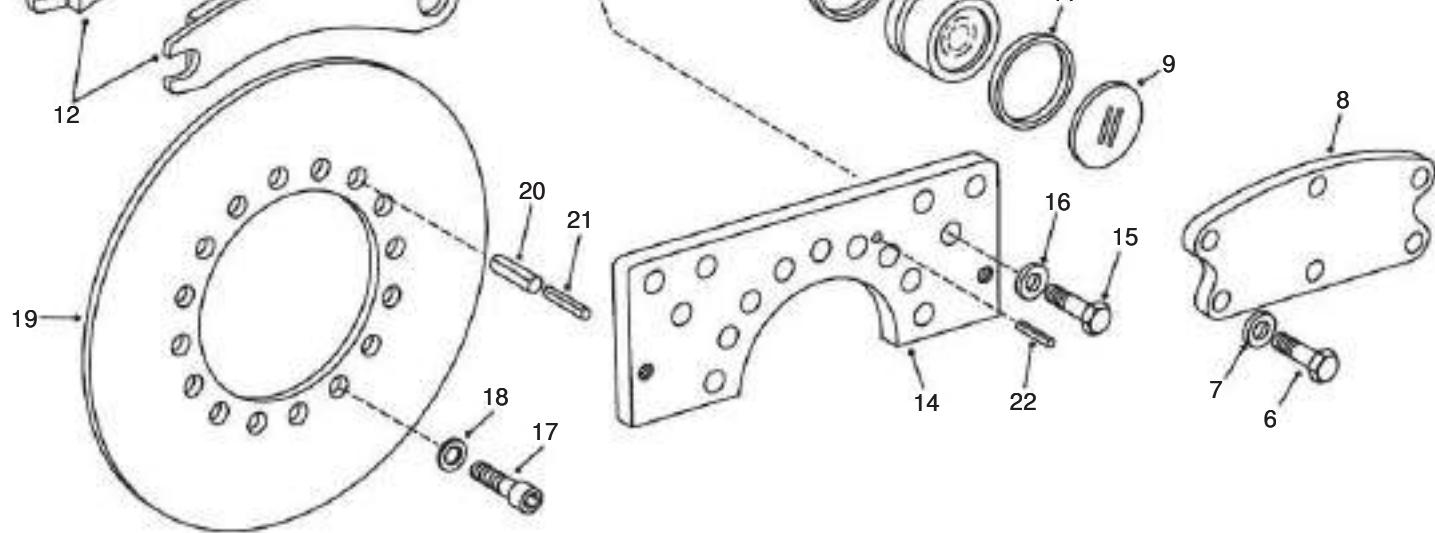
025	002	15265703	WASHER (6.00 MM)
025	002	15265704	WASHER (6.30 MM)
025	002	15265705	WASHER (6.50 MM)
025	002	15265710	WASHER (3.50 MM)
025	002	15273810	WASHER (6.80 MM)
025	002	15273811	WASHER (7.00 MM)
025	002	15267707	WASHER (7.50 MM)
025	002	15267706	WASHER (5.60 MM)
025	002	15267705	WASHER (5.40 MM)
025	002	15265702	WASHER (5.00 MM)
025	002	15265709	WASHER (3.30 MM)
025	002	15267704	WASHER (5.20 MM)
026	048	09398543	SCREW
027	002	15265680	O RING
028	002	09398762	PLUG
029	002	15272377	DRIVER
030	002	15265763	WASHER-THRUST

165-0010-8271 BRAKE PARTS-(ARTICS)
FROM SERIAL NO. A8251011

DRAWING NO. P11024

P11024





165-0010-8271 BRAKE PARTS-(ARTICS)
 FROM SERIAL NO. A8251011

NC	REF	QTY	PART NO.	DESCRIPTION	SER.NO. FROM	SER.NO. TO
A	001	004	15500157	BRAKE HEAD ASSY		
	002	001	09051432	.VALVE-BLEEDER		
	003	004	09054402	.SCREW		
	004	002	15265338	.PIN		
	005	002	15265399	.PIN		
	006	006	15265339	.BOLT		
	007	006	15265340	.WASHER		
	008	001	15265400	.PLATE		
	009	002	15265342	.PLUG		
	010	004	15265344	.PISTON (QTY 6=1 KIT)		
	011	001	15500158	.SEAL KIT		
	012	001	15274357	.PAD SET(2)-LONG LIFE		
	013	001	15249911	.DUSTCAP		
	014	004	15273814	PLATE-ANCHOR		
	015	024	15265671	SCREW		
	016	024	09398516	WASHER		
	017	024	15275320	CAP SCREW		
	018	024	09398725	WASHER		

019 002 15265673 DISC
020 008 15273638 SLOT PIN
021 008 15273815 PIN
022 004 15271061 SLOT PIN

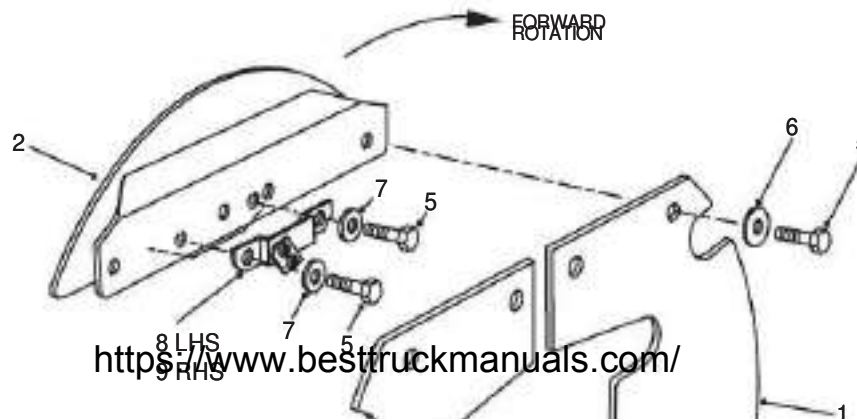
NOTES:

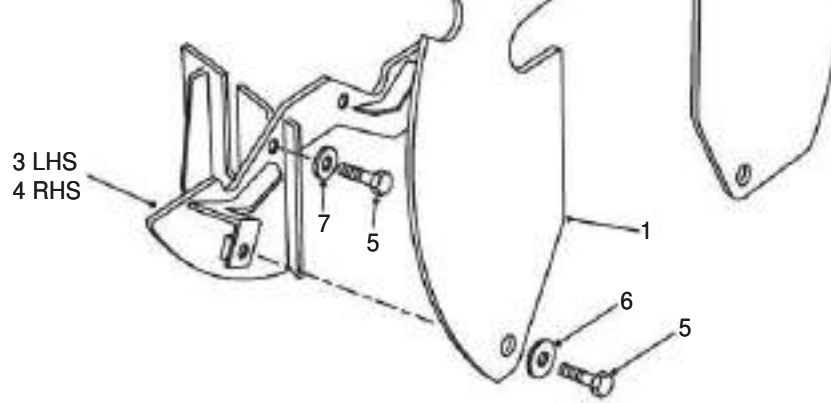
A QUANTITIES SHOWN ARE FOR A COMPLETE AXLE ASSEMBLY

165-0050-8271 BRAKE GUARDS
FROM SERIAL NO. A8251011

DRAWING NO. P11013

P11013





LEFT HAND SIDE SHOWN

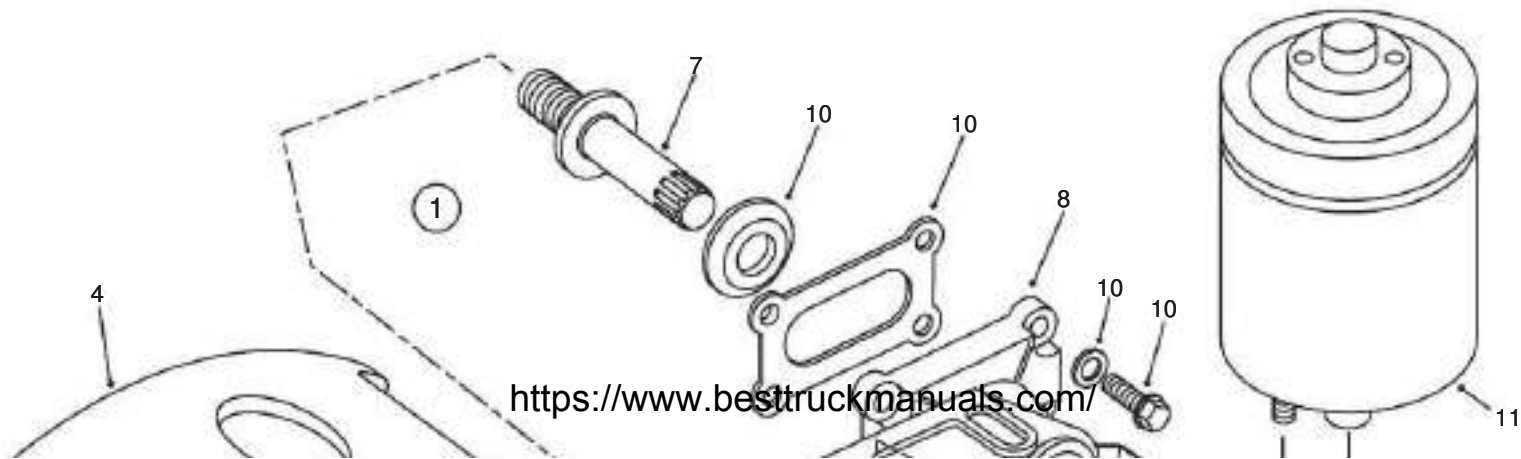
165-0050-8271 BRAKE GUARDS
FROM SERIAL NO. A8251011

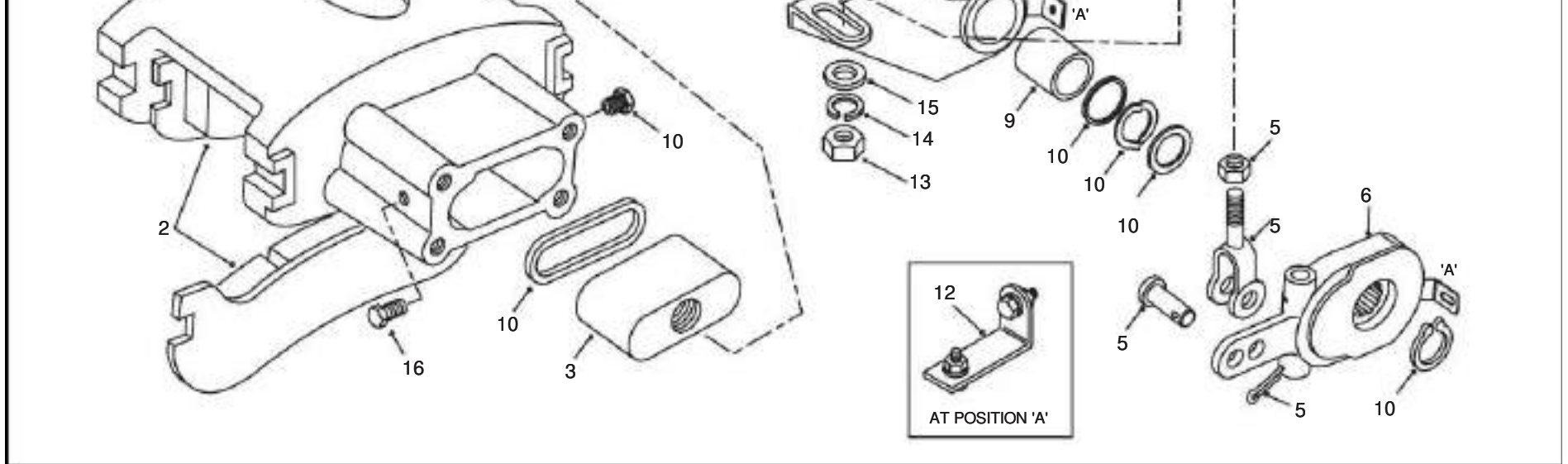
NC	REF	QTY	PART NO.	DESCRIPTION	SER.NO. FROM	SER.NO. TO
001	008		15314145	BRAKE GUARD-SIDE		
002	004		15314146	BRAKE GUARD-TOP		
003	002		15314147	GUARD-SCRAPER LHS		
004	002		15314148	GUARD-SCRAPER RHS		
005	040		06351225	BOLT		
006	024		15237139	WASHER-HARDENED		
007	016		09270000	WASHER-HARDENED		
008	002		15314365	BRACKET ASSY-RHS		
009	002		15316122	BRACKET ASSY-LHS		

170-0010-8271 PARKING BRAKE
FROM SERIAL NO. A8251011

DRAWING NO. P11026

P11026





170-0010-8271 PARKING BRAKE
FROM SERIAL NO. A8251011

NC	REF	QTY	PART NO.	DESCRIPTION	SER.NO. FROM	SER.NO. TO
	001	001	15312523	BRAKE ASSY-PARKING		
	002	002	15234854	.CARRIER & LINING		
	003	001	09396802	.PISTON		
	004	001	15500216	.CALIPER		
	005	001	15275090	.YOKE ASSY		
	006	001	15275091	.SLACK ADJUSTER ASSY		
	007	001	09396810	.SHAFT		
	008	001	15500217	.CAP ASSY		
	009	001	15265334	.JOURNAL-BEARING		
A	010	001	09396814	.KIT-REPAIR		
	011	001	15275093	.ACTUATOR ASSY		
	012	001	15275100	.INSTAL KIT-SLACK ADJU		
	013	002	06431201	.NUT		
	014	002	07161230	.LOCKWASHER		
	015	002	15252948	.WASHER		
	016	001	15500218	.PLUG		

<https://www.besttruckmanuals.com/>

NOTES:

NOTES:

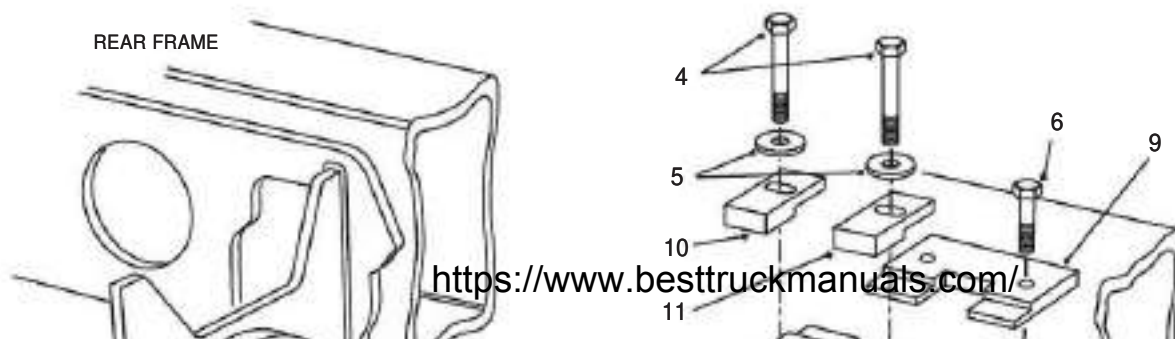
A INDIVIDUAL ITEMS 10 ARE NOT SOLD SEPARATELY, SERVICED IN PARTS REPAIR KIT 9396814

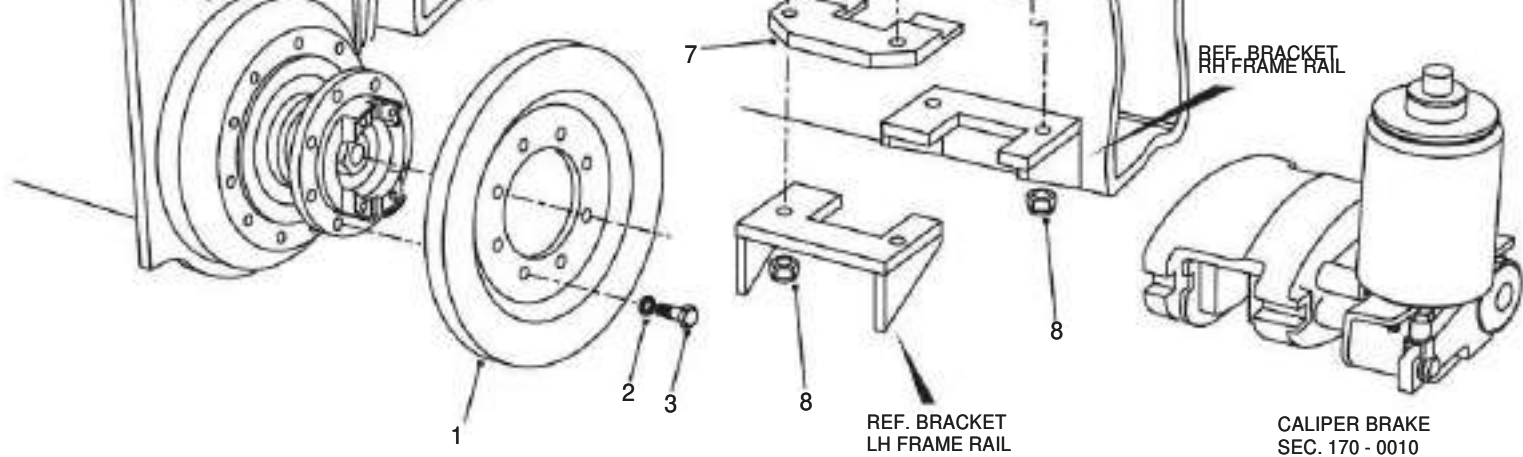
R1 04/03 (ECN 105607)

170-0020-8271 PARKING BRAKE MOUNTING
FROM SERIAL NO. A8251011

DRAWING NO. P11142

P11142





170-0020-8271 PARKING BRAKE MOUNTING
 FROM SERIAL NO. A8251011

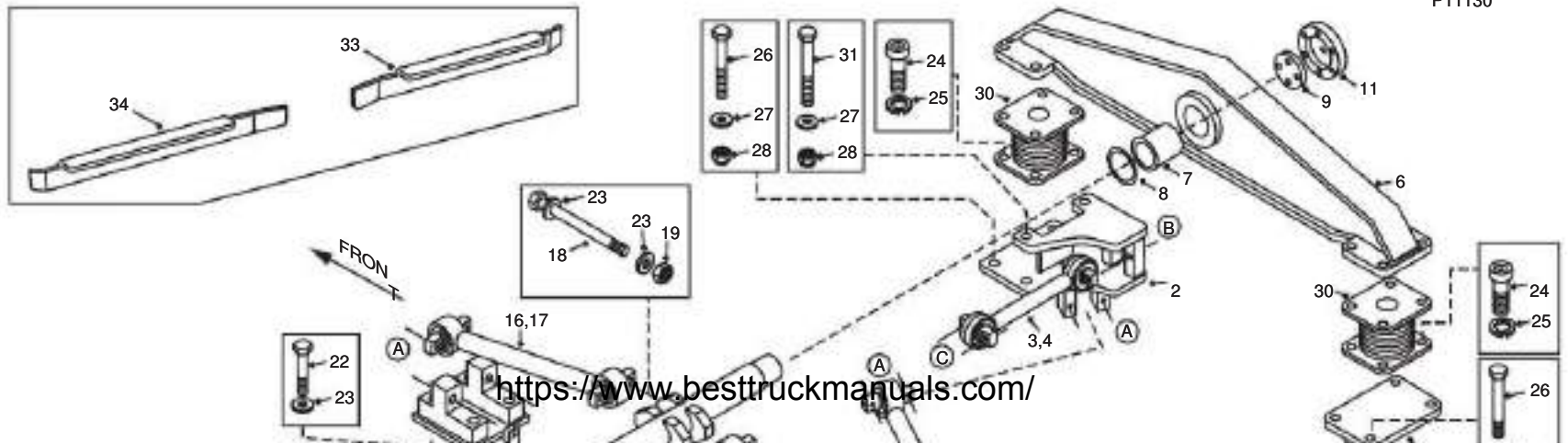
NC	REF	QTY	PART NO.	DESCRIPTION	SER.NO. FROM	SER.NO. TO
001	001	15312276	DISC-PARKING BRAKE			
002	008	00108580	LOCKWASHER			
003	008	00454914	BOLT			
004	002	00179895	BOLT			
005	002	15315758	WASHER .50" HARDENED			
006	002	00179892	BOLT			
007	001	15247198	PLATE-TORQUE LH			
008	004	00274209	LOCKNUT			
009	001	15247199	PLATE-TORQUE RH			
010	001	15316997	WEDGE BLOCK FRONT			
011	001	15316998	WEDGE BLOCK REAR			

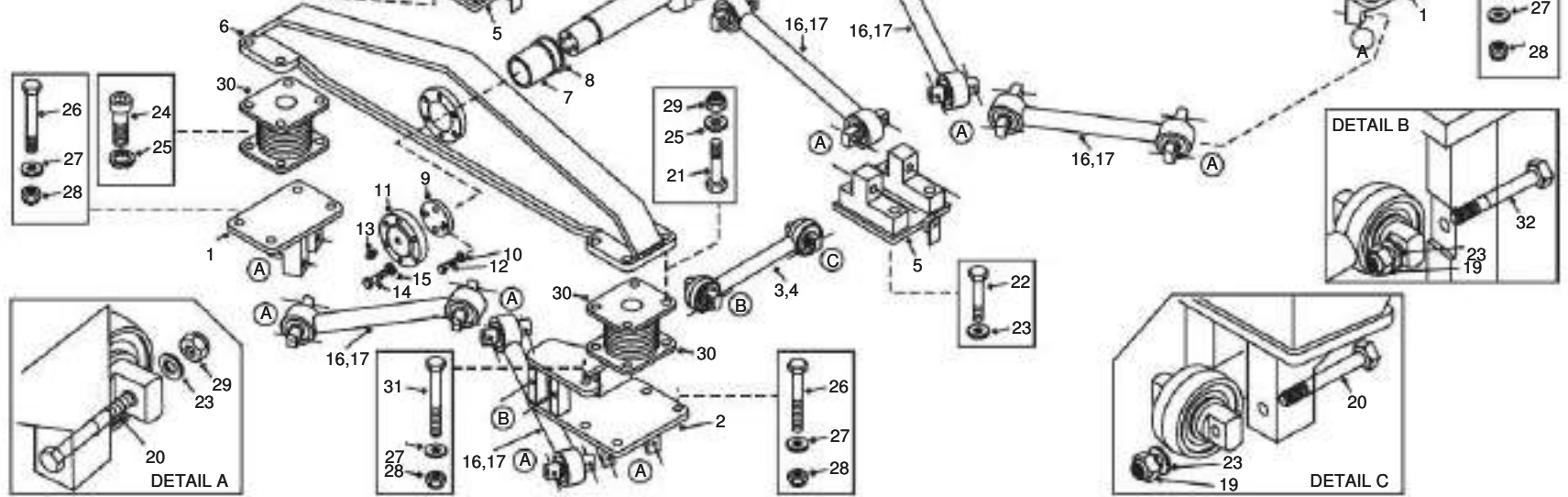
R1 04/03 (ECN 105607)

180-0040-8271 REAR SUSPENSION
FROM SERIAL NO. A8251011

DRAWING NO. P11130

P11130





180-0040-8271 REAR SUSPENSION
FROM SERIAL NO. A8251011

NC	REF	QTY	PART NO.	DESCRIPTION	SER. NO. FROM	SER. NO. TO
001	002	15311801	BRACKET-SUSP N LINK			
002	002	15311802	BRACKET-SUSP N LINK			
003	002	15311324	CONTROL LINK			
004	004	15268490	.BUSHING			
005	002	15311787	BRACKET-SUSP N LINK			
006	002	15311925	BEAM ASSY			
007	002	15250045	BUSHING			
008	002	15236471	SEAL-V			
009	002	15236460	RETAINER			
010	008	00103331	LOCKWASHER			
011	002	15236470	CAP-END			
012	008	00271560	BOLT			
013	002	09411010	FITTING-GREASE			
014	012	00179890	BOLT			
015	012	00103329	LOCKWASHER			
016	006	15311323	CONTROL LINK			
017	012	15268490	.BUSHING			

018	002	15245698	BOLT
019	030	15248882	LOCKNUT
020	024	15245693	BOLT
021	016	06351670	BOLT NSS
022	008	15247263	BOLT
023	040	09250715	WASHER-HARDENED
024	016	06351645	BOLT
025	032	07161630	LOCKWASHER
026	012	15245572	BOLT
027	016	15007339	WASHER-HARDENED
028	016	09419495	NUT
029	016	06471601	LOCKNUT
030	004	15250584	MOUNT-INTERLEAF
031	004	15245571	BOLT
032	004	15245700	BOLT
033	002	15313724	GUARD-BRAKE PIPE RH
034	001	15313725	GUARD-BRAKE PIPE LH

190-0050-8271 CABLES/HARNESSES-REAR FRAME
FROM SERIAL NO. A8251011

DRAWING NO. P11131

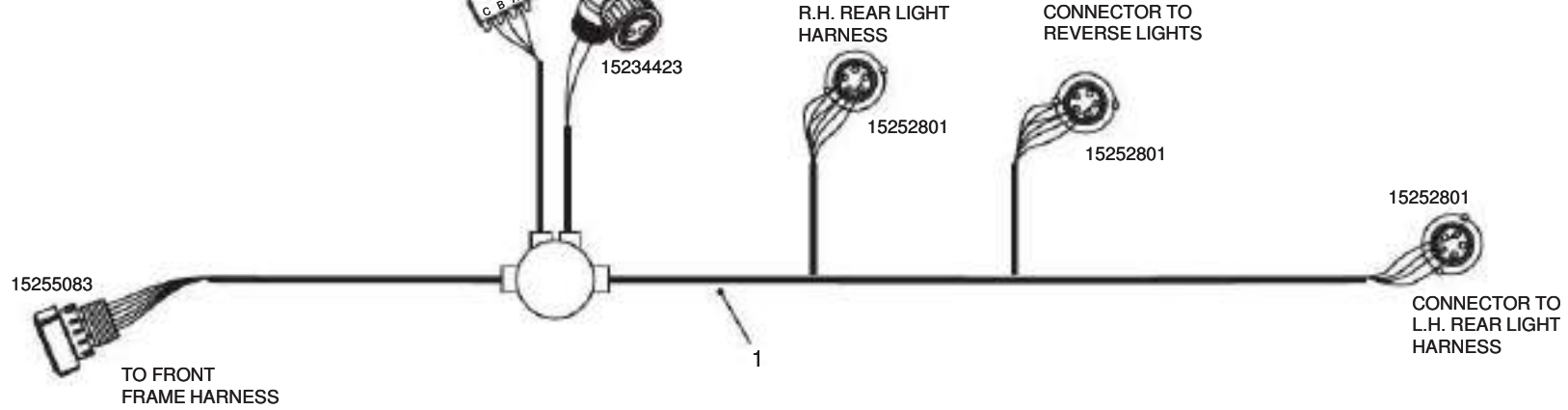
P11131

TO BODY UP
PROXIMITY SWITCH

<https://www.besttruckmanuals.com/>

15248424

CONNECTOR TO



190-0050-8271 CABLES/HARNESSES-REAR FRAME
 FROM SERIAL NO. A8251011

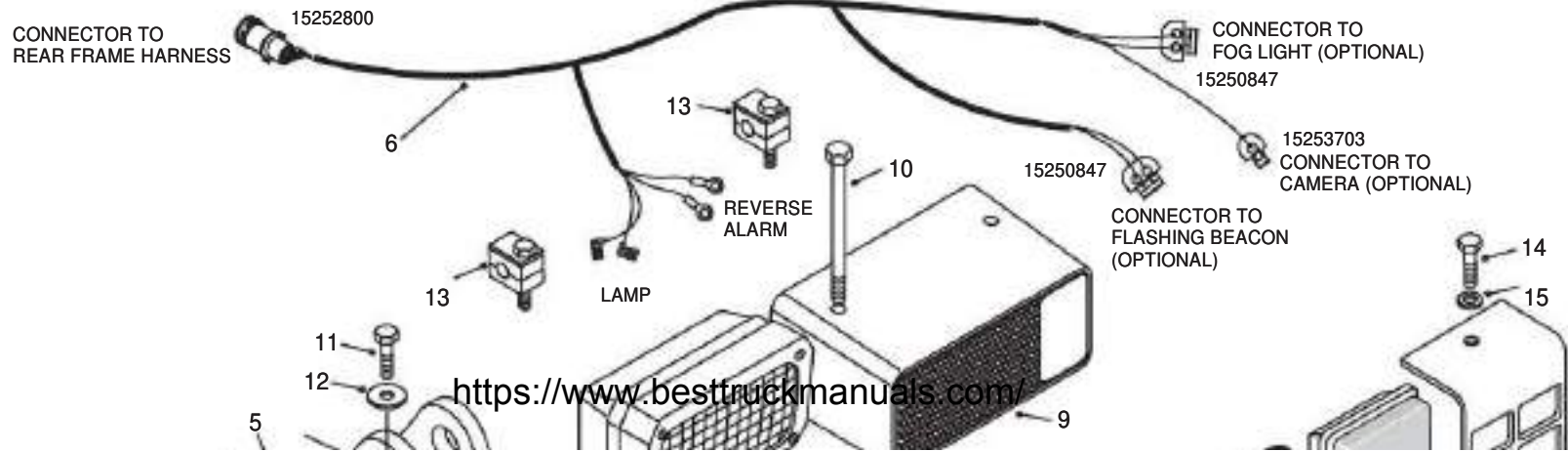
NC	REF	QTY	PART NO.	DESCRIPTION	SER.NO. FROM	SER.NO. TO
001	001		15313476	HARNESS-REAR FRAME		

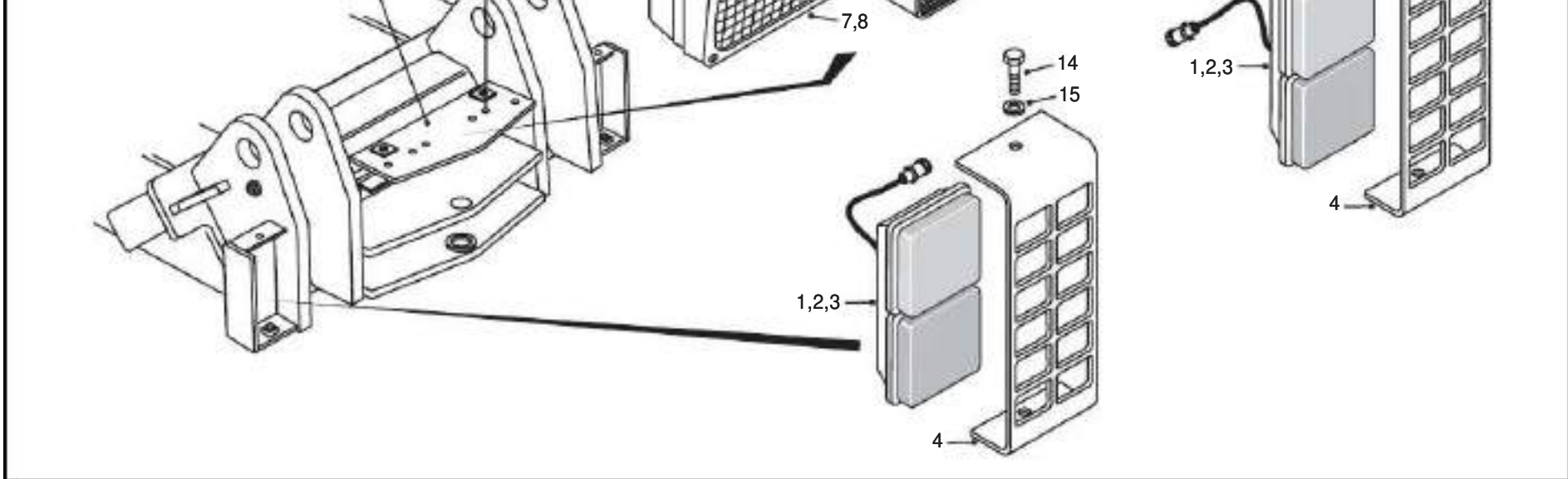
R1 01/03 (SER CORR)

190-0100-8271 ELECTRICAL LIGHTING SYSTEM
FROM SERIAL NO. A8251011

DRAWING NO. P11134

P11134





190-0100-8271 ELECTRICAL LIGHTING SYSTEM
 FROM SERIAL NO. A8251011

NC	REF	QTY	PART NO.	DESCRIPTION	SER.NO. FROM	SER.NO. TO
----	-----	-----	----------	-------------	-----------------	---------------

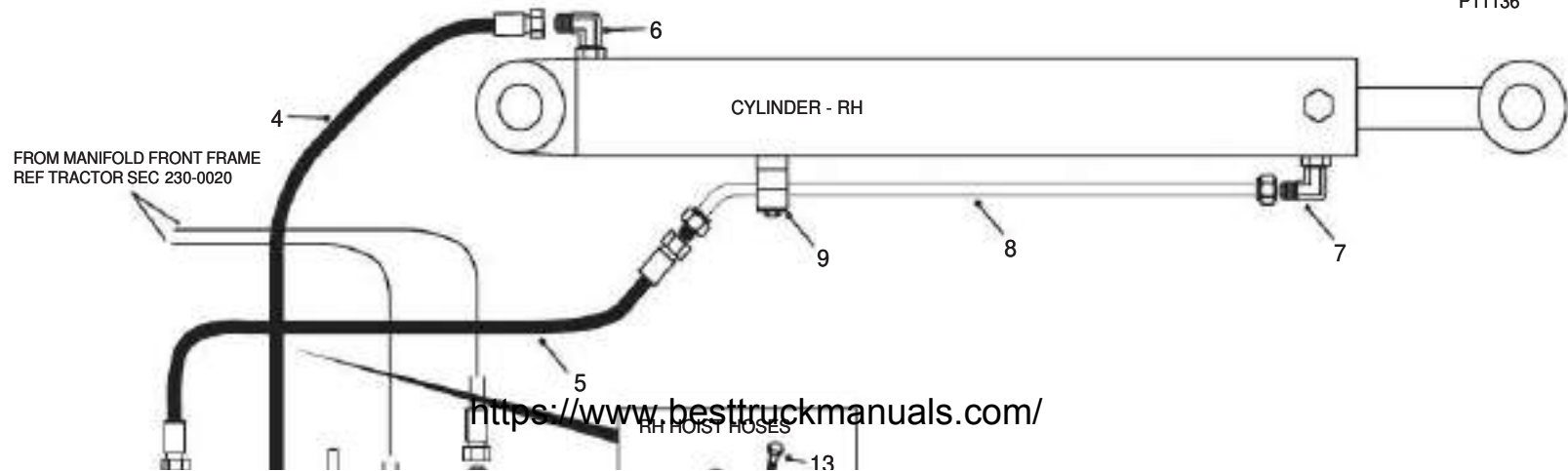
002	002		15274968	REAR LIGHT HARNESS DUTY		
003	002		15274968	.BULB 5W-HEAVY DUTY		
004	002		15313432	GUARD TAIL LIGHTS		
005	001		15313771	PLATE ASSY-REAR LIGHTS		
006	001		15313744	HARNESS-REAR LIGHTS		
007	001		15248898	LAMP-FLOOD		
008	001		15268124	.BULB-24V-70W		
009	001		15001878	ALARM-REVERSE		
010	002		63508100	BOLT		
011	002		06351025	BOLT NSS(SUPPLY KIT QTY)		
012	002		07151020	WASHER		
013	002		15249891	CLAMP-PIPE 12.0MM		
014	004		00179839	BOLT		
015	004		07151020	WASHER		

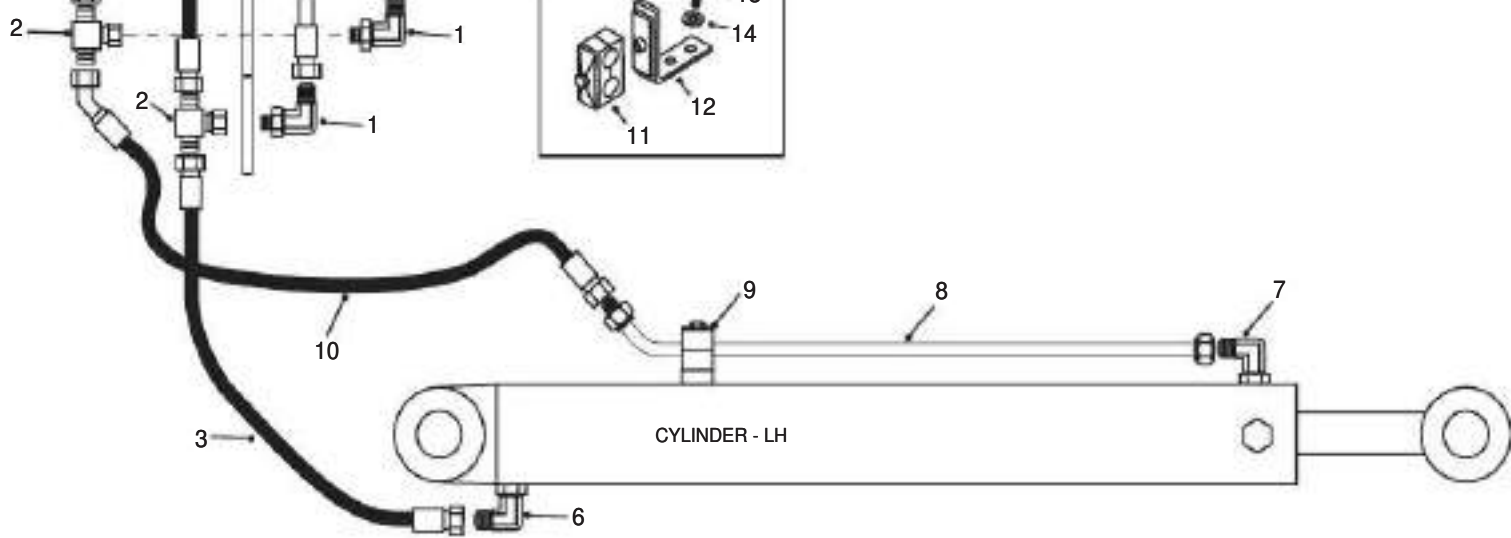
R1 01/03 (SER CORR)

230-0020-8271 LINES AND FITTINGS-BODY HOIST
FROM SERIAL NO. A8251011

DRAWING NO. P11136

P11136





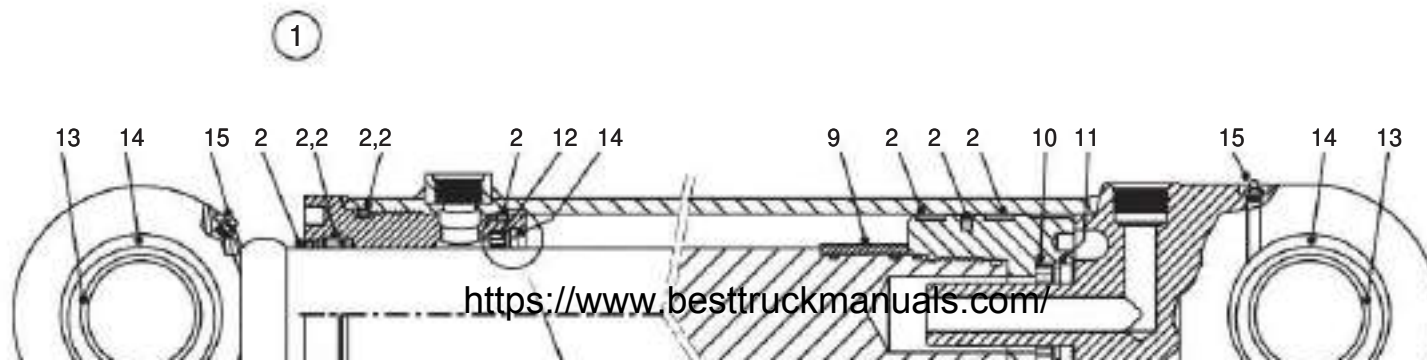
230-0020-8271 LINES AND FITTINGS-BODY HOIST
 FROM SERIAL NO. A8251011

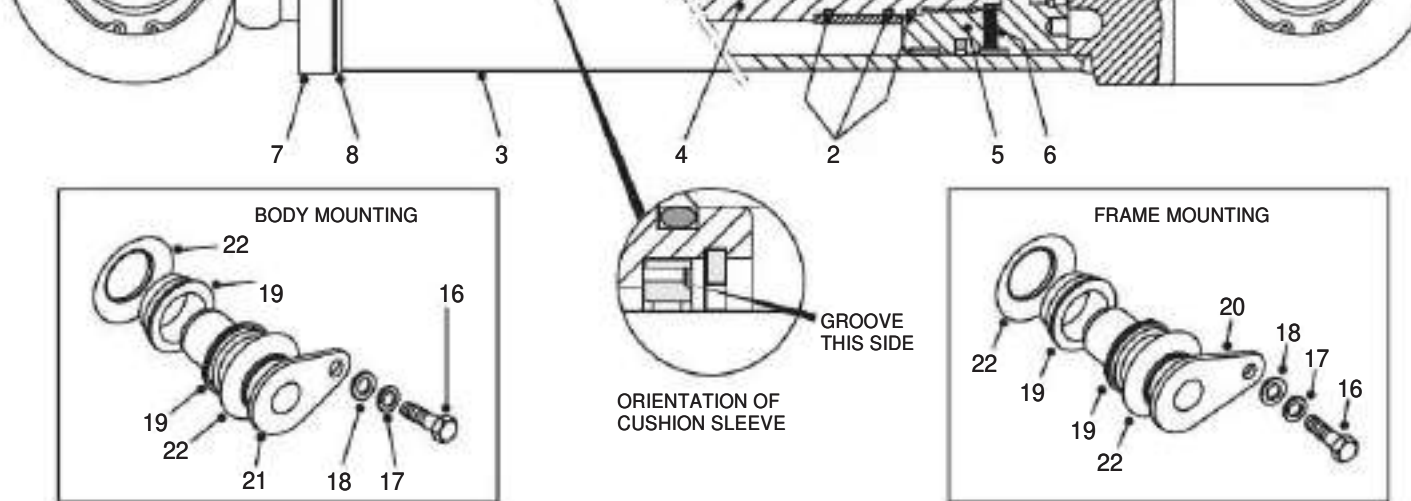
NC	REF	QTY	PART NO.	DESCRIPTION	SER.NO. FROM	SER.NO. TO
001	002	15304323	ELBOW			
002	002	15251950	TEE			
003	001	15314657	HOSE ASSY			
004	001	15314655	HOSE ASSY			
005	001	15314656	HOSE ASSY			
006	002	15251981	ELBOW			
007	002	15244830	ELBOW			
008	002	15258178	TUBE ASSY-HOIST			
009	002	15254921	CLAMP			
010	001	15315313	HOSE ASSY			

230-0130-8271 HOIST CYLINDERS
SERIAL NO. RANGE A8251011

DRAWING NO. P11137

P11137





230-0130-8271 HOIST CYLINDERS

SERIAL NO. RANGE A8251011

NC	REF	QTY	PART NO.	DESCRIPTION	SER. NO. FROM	SER. NO. TO
----	-----	-----	----------	-------------	------------------	----------------

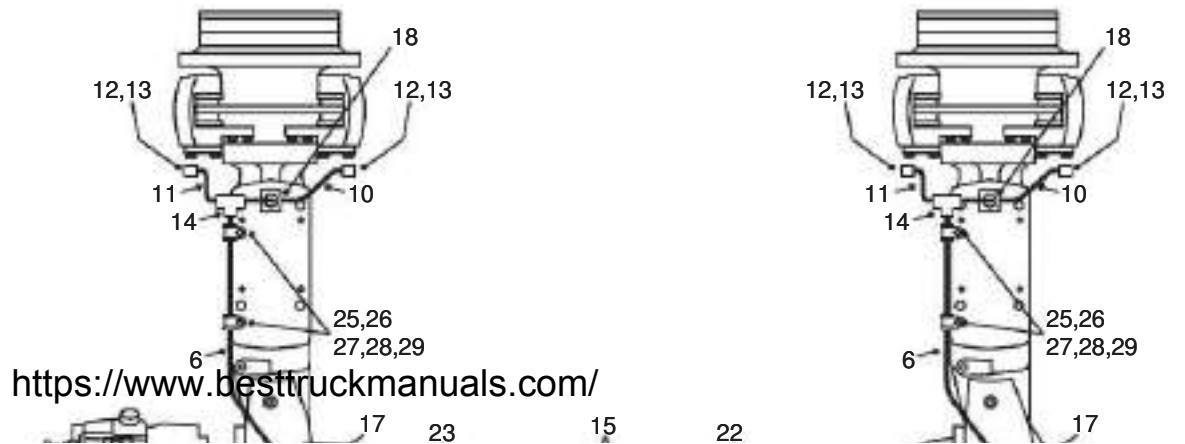
001	002	15305909	CYLINDER ASSY-TIP
002	002	15273965	.KIT-SERVICE
003	002	15273966	.SHELL ASSY
004	002	15273967	.PLUNGER ASSY
005	002	15273968	.PISTON
006	002	15273969	.GRUB SCREW
007	002	15273970	.RETAINER
008	002	15273971	.LOCK RING
009	002	15273972	.CUSHION SPEAR
010	002	15273973	.CUSHION SLEEVE
011	002	15273974	.CIRCLIP
012	002	15273975	.CUSHION SLEEVE
013	004	15265584	.BEARING-SPHERICAL
014	004	15265583	.CIRCLIP
015	004	15265573	.NIPPLE-GREASE
016	004	00179883	BOLT
017	004	00103329	LOCKWASHER

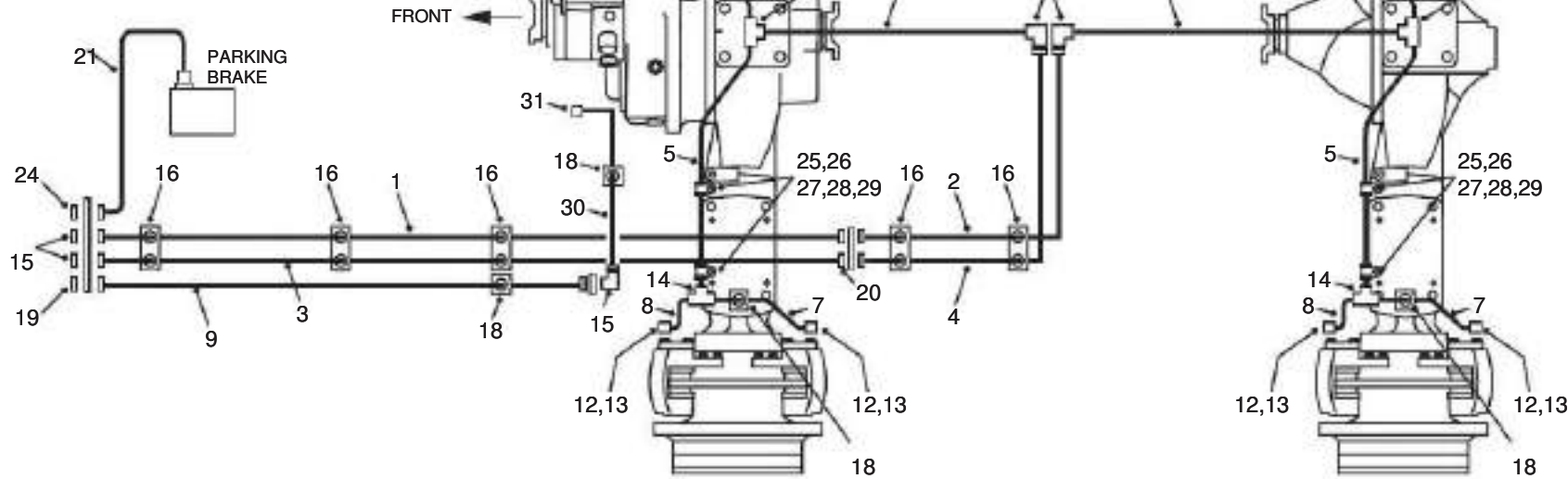
011 004 08183327 LOCKWASHER
 018 004 09217321 WASHER
 020 002 15233870 PIN ASSY
 021 002 15233899 PIN ASSY
 022 008 15225753 SPACER

250-0020-8271 BRAKE LINES-HYDRAULIC
 FROM SERIAL NO. A8251011

DRAWING NO. P11139

P11139





250-0020-8271 BRAKE LINES-HYDRAULIC
 FROM SERIAL NO. A8251011

NC	REF	QTY	PART NO.	DESCRIPTION	SER.NO. FROM	SER.NO. TO
----	-----	-----	----------	-------------	-----------------	---------------

001	001	15314202	BRAKE PIPE-CHASSIS			
003	001	15314205	BRAKE PIPE-CHASSIS			
004	001	15314206	BRAKE PIPE-CHASSIS			
005	002	15314207	BRAKE PIPE			
006	002	15314208	BRAKE PIPE			
007	002	15314209	BRAKE PIPE			
008	002	15314210	BRAKE PIPE			
009	001	15314211	PIPE ASSY-DIFF LOCK			
010	002	15314212	BRAKE PIPE			
011	002	15314213	BRAKE PIPE			
012	008	15233855	ELBOW			
013	008	15233847	ADAPTOR			
014	004	15233965	TEE			
015	005	15233861	ELBOW-BULKHEAD			
016	005	15236116	CLAMP-DOUBLE			
017	002	15233812	TEE			

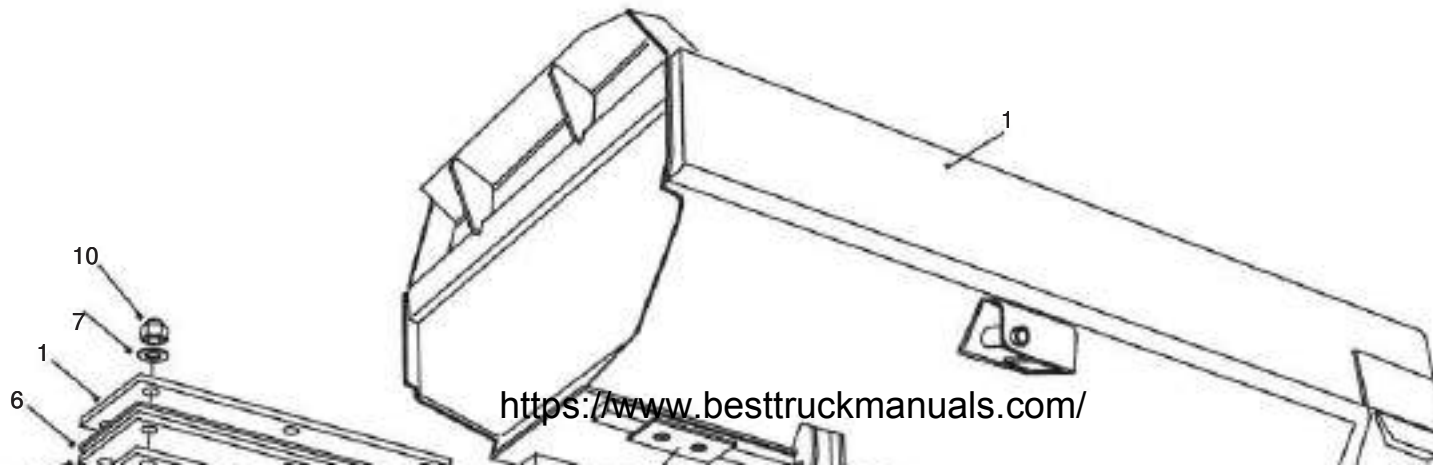
017	002	15233862	TEE
018	006	15236114	CLAMP-PIPE 8MM
019	001	15233865	UNION
020	002	15233864	CONNECTOR
021	001	15314233	HOSE ASSY
022	001	15313935	HOSE ASSY
023	001	15313936	HOSE ASSY
024	001	15253039	ADAPTOR-BULKHEAD
025	008	09153995	CLAMP
026	008	09155490	CLAMP
027	008	06350620	SCREW
028	008	07150615	LOCKWASHER
029	008	06470601	LOCKNUT
030	001	15247896	HOSE ASSY
031	001	15304049	CONNECTOR

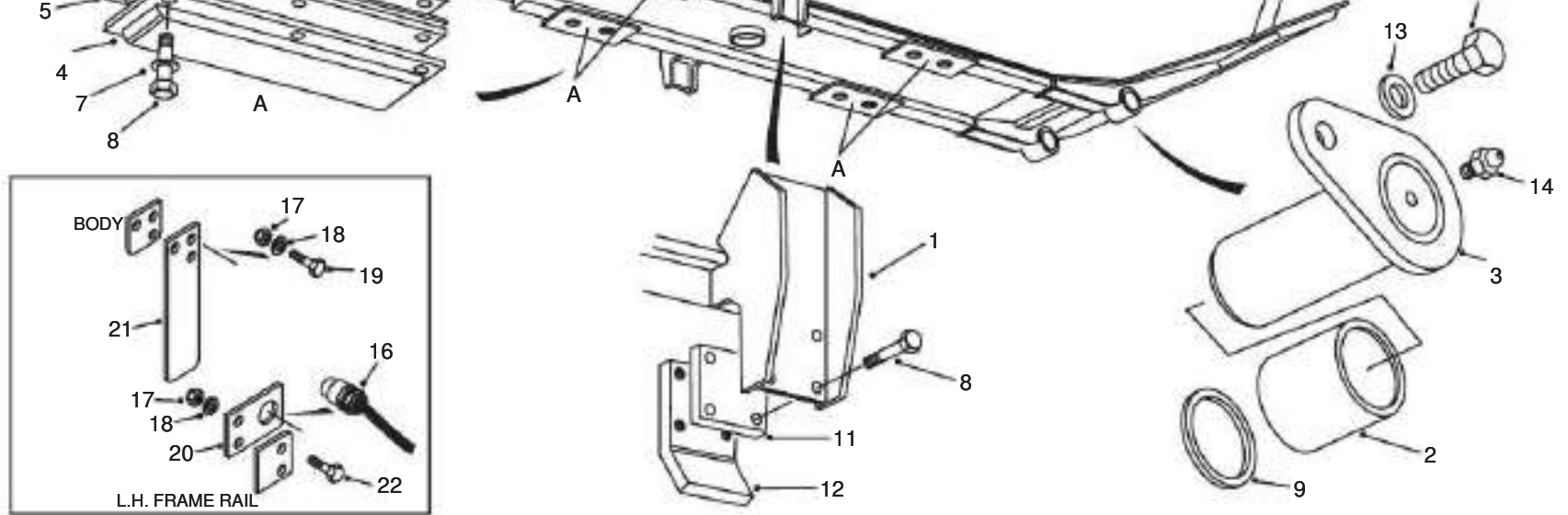
R1 04/03 (ECN 105683)

270-0010-8271 BODY ASSEMBLY
FROM SERIAL NO. A8251011

DRAWING NO. P11140

P11140





270-0010-8271 BODY ASSEMBLY
 FROM SERIAL NO. A8251011

NC	REF	QTY	PART NO.	DESCRIPTION	SER.NO. FROM	SER.NO. TO
----	-----	-----	----------	-------------	-----------------	---------------

002	002	1	15312776	BODY ASSY.		
003	002	1	15312776	PIN ASSY		
004	004	1	15251741	PAD-BODY		
005	ASR	1	15251929	SHIM-10 S.W.G.		
006	ASR	1	15251930	SHIM-18 S.W.G.		
007	048	1	07151020	WASHER		
008	024	1	06441040	BOLT		
009	ASR	1	15251001	SHIM		
010	024	1	06471001	LOCKNUT		
011	ASR	1	15237116	SPACER		
012	002	1	15237117	GUIDE PLATE		
013	002	1	09217321	WASHER		
014	002	1	09411010	FITTING-GREASE		
015	002	1	00179883	BOLT		
016	001	1	15259165	SWITCH ASSY		

017 004 06471001 LOCKNUT
018 004 00106263 WASHER
019 002 06351035 BOLT
020 001 15301139 PLATE
021 001 15317107 PLATE
022 002 06351030 BOLT

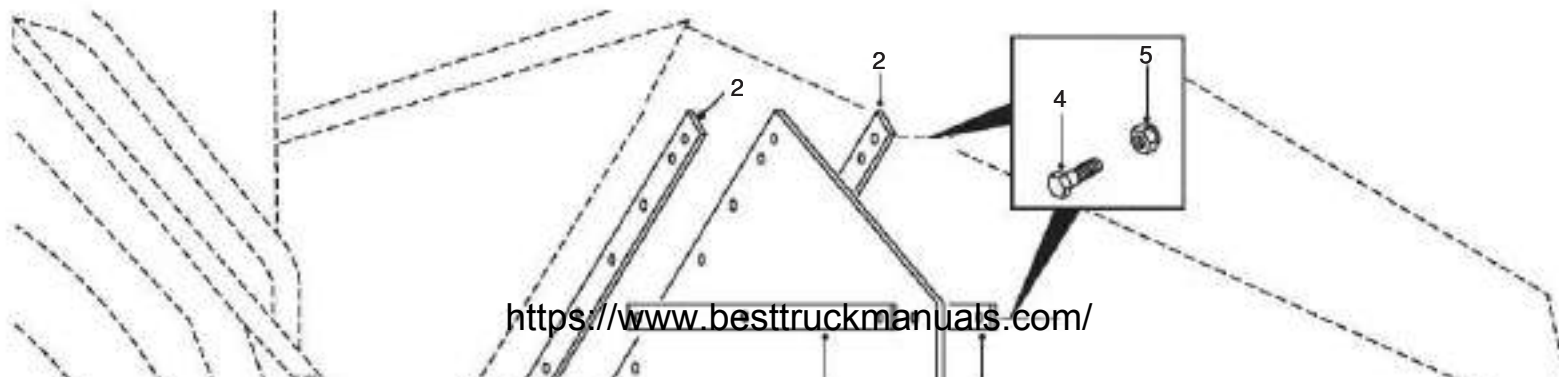
R1 04/03 (ECN 105683)

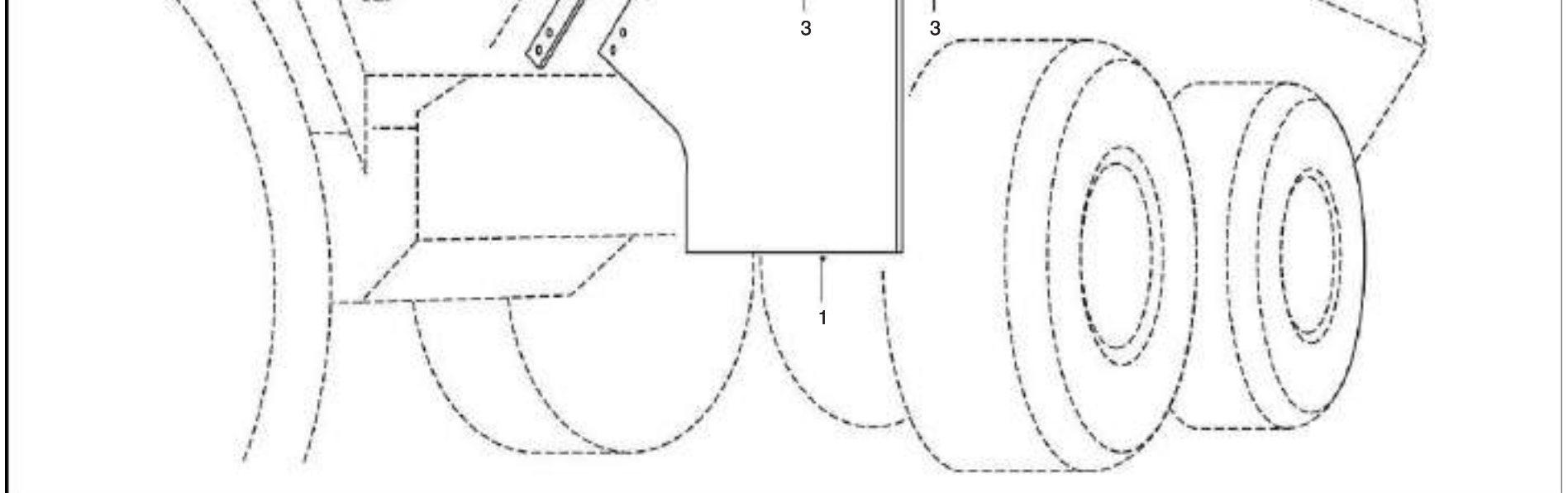
R1 04/03 (ECN 105639)

270-0015-8271 BODY MUDFLAPS
FROM SERIAL NO. A8251011

DRAWING NO. P11097

P11097





270-0015-8271 BODY MUDFLAPS
 FROM SERIAL NO. A8251011

NC	REF	QTY	PART NO.	DESCRIPTION	SER. NO. FROM	SER. NO. TO
002	002	1	15215284	MUDFLAP-TRAILER		
003	004	1	15252815	STIFFENER-MUDFLAPS		
004	022	1	06351035	BOLT		
005	022	1	06471001	LOCKNUT		

R1 04/03 (ECN 105639)

<https://www.besttruckmanuals.com/>

THIS PAGE IS INTENTIONALLY LEFT BLANK



Articulated Truck



TRAILER OPTIONAL SECTIONS



PARKING BRAKE

170



ELECTRICAL SYSTEM

190



BODY

270



<https://www.besttruckmanuals.com/>

<input type="checkbox"/>	
<input type="checkbox"/>	
<input type="checkbox"/>	
<input type="checkbox"/>	
<input type="checkbox"/>	
<input type="checkbox"/>	
<input type="checkbox"/>	

<input type="checkbox"/>	
<input type="checkbox"/>	
<input type="checkbox"/>	
<input type="checkbox"/>	
<input type="checkbox"/>	
<input type="checkbox"/>	
<input type="checkbox"/>	

TABLE OF CONTENTS FOR MODEL TA27 TRAILER OPTIONALS

FROM SERIAL NO A8251011

10/07/03

SECT - PAGE - PLI DESCRIPTION

SECTION 170 PARKING BRAKE

170-0040-8273 PARKING BRAKE GUARD R1 04/03

SECTION 190 ELECTRICAL SYSTEM

190-0150-8273 FLASHING REVERSE LIGHT 04/03

SECTION 270 BODY

270-0020-8273 EXHAUST-HEATED BODY

270-0033-8273 TAILGATE-CHAIN CANTILEVER R1 01/03

270-0050-8273 BODY SPILLGUARD

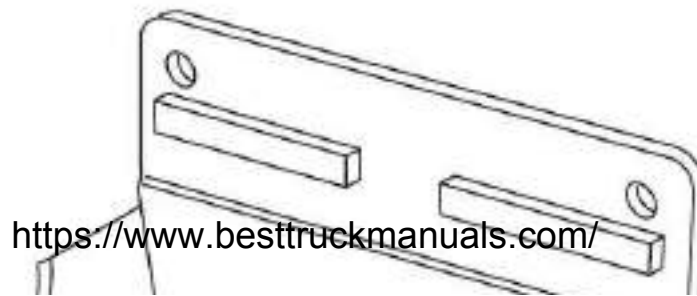
<https://www.besttruckmanuals.com/>

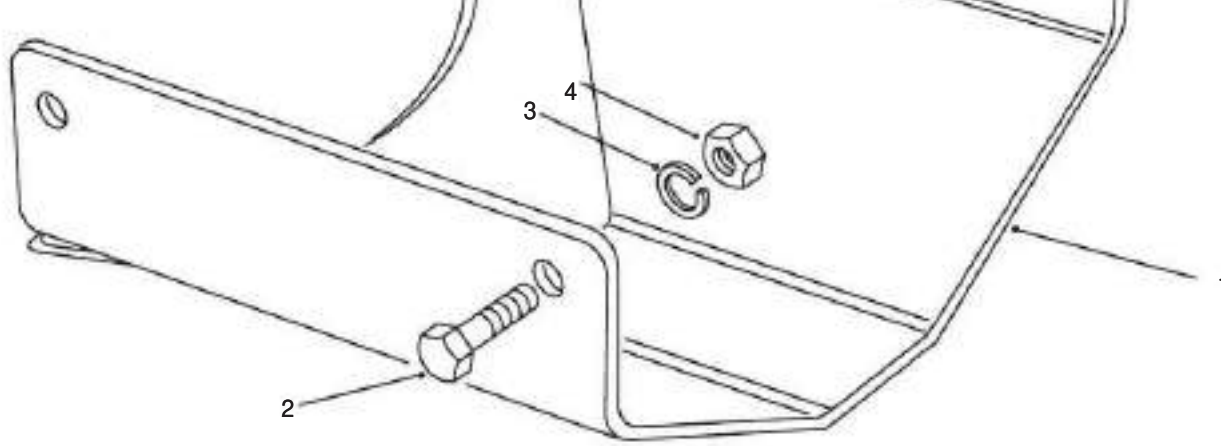
04/03

170-0040-8273 PARKING BRAKE GUARD
FROM SERIAL NO. A8251011

DRAWING NO. P11267

P11267





OPTIONAL EQUIPMENT

170-0040-8273 PARKING BRAKE GUARD
 FROM SERIAL NO. A8251011

NC	REF	QTY	PART NO.	DESCRIPTION	SER. NO. FROM	SER. NO. TO
----	-----	-----	----------	-------------	------------------	----------------

002	001	001	15317230	GUARD-PARKING BRAKE		
003	004	004	07161630	LOCKWASHER		
004	004	004	15252584	NUT		

04/03

190-0150-8273 FLASHING REVERSE LIGHT
FROM SERIAL NO. A8251011

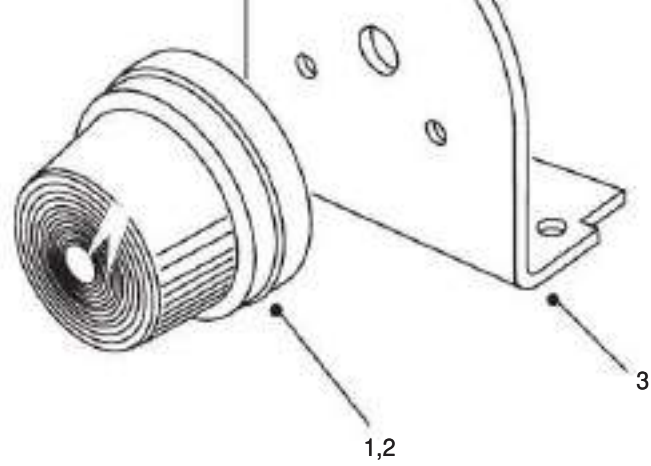
DRAWING NO. P11241

P11241

**OPTIONAL
EQUIPMENT**

<https://www.besttruckmanuals.com/>

EQUIPMENT



190-0150-8273 FLASHING REVERSE LIGHT
 FROM SERIAL NO. A8251011

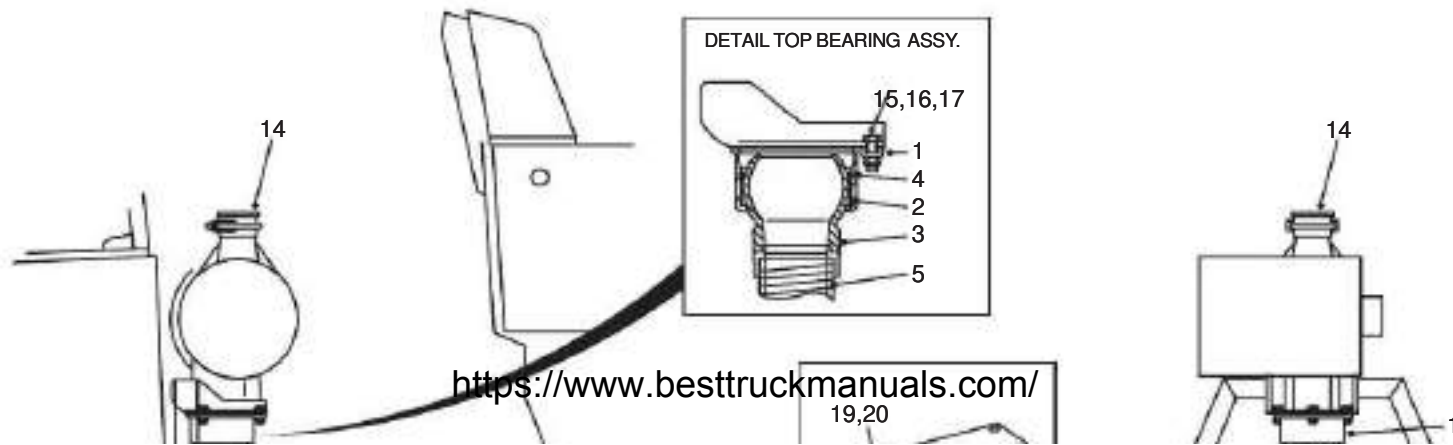
NC	REF	QTY	PART NO.	DESCRIPTION	SER.NO. FROM	SER.NO. TO
----	-----	-----	----------	-------------	-----------------	---------------

002	001		08383891	LIGHT-FLASHING AMBER		
			09398284	.LENS		
003	001		15313825	PLATE-MTG		

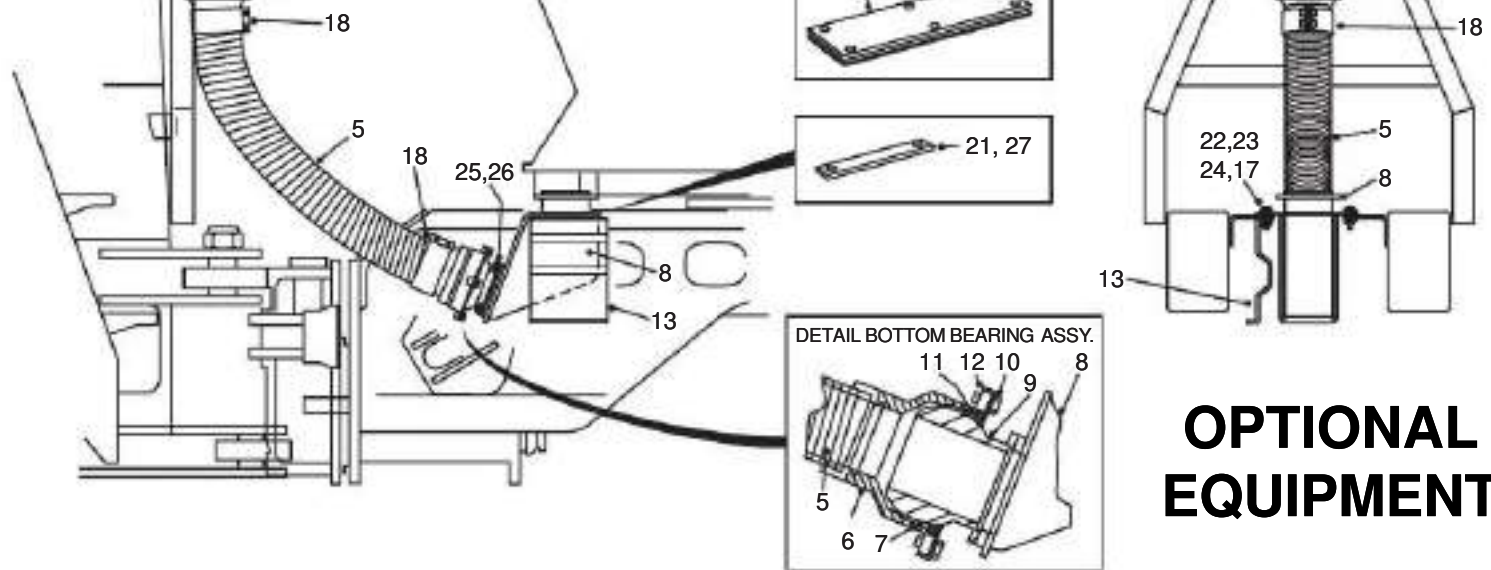
270-0020-8273 EXHAUST HEATED BODY
FROM SERIAL NO. A8251011

DRAWING NO. P11181

P11181



<https://www.besttruckmanuals.com/>



270-0020-8273 EXHAUST HEATED BODY
FROM SERIAL NO. A8251011

NC	REF	QTY	PART NO.	DESCRIPTION	SER. NO. FROM	SER. NO. TO
----	-----	-----	----------	-------------	------------------	----------------

001	001	1	15238132	SEAL-HOUSING BEARING		
003	001	1	15237939	BEARING-SHERICAL		
004	001	1	15244071	RING		
005	001	1	15244108	TUBE-FLEXIBLE		
006	001	1	15256283	SEAL HOUSING ASSY		
007	001	1	15255151	SEAL-BOTTOM BEARING		
008	001	1	15247499	BOX-BODY EXHAUST		
009	001	1	15237940	BEARING		

010	001	1	15259832	FLARE RING		
012	004	4	15247010	PLATE		
013	001	1	15252679	HEAT SHIELD		
014	001	1	15316612	EXHAUST CAP		
015	003	3	00179889	BOLT		

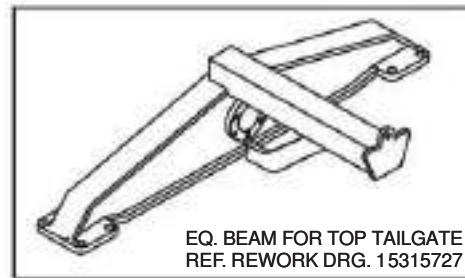
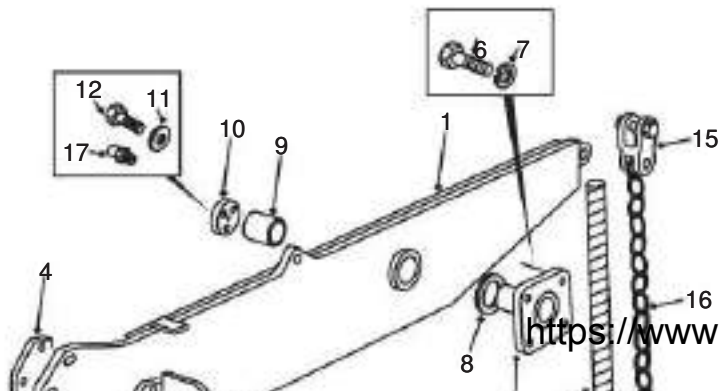
- 016 003 00103343 WASHER
- 017 007 00274209 LOCKNUT
- 018 002 15244109 BUTT-CLAMP
- 019 002 15251929 SHIM-10 S.W.G.
- 020 002 15251930 SHIM-18 S.W.G.
- 021 002 15227804 SHIM
- 022 004 00179887 BOLT
- 023 004 09267949 WASHER-HARDENED
- 024 004 00106265 WASHER
- 025 004 00179881 BOLT
- 026 004 00103329 LOCKWASHER

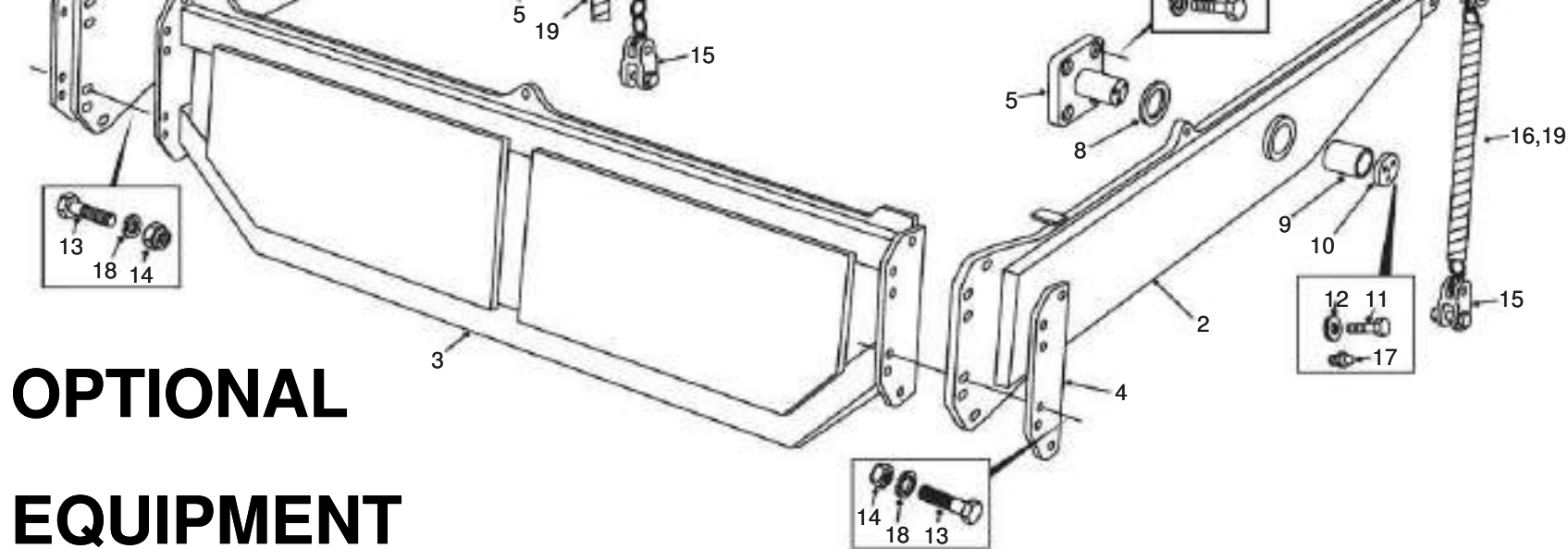
R1 01/03 (ECN 105564)

270-0033-8273 TAILGATE-CHAIN CANTILEVER
 FROM SERIAL NO. A8251011

DRAWING NO. P11143

P11143





OPTIONAL EQUIPMENT

270-0033-8273 TAILGATE-CHAIN CANTILEVER FROM SERIAL NO. A8251011

NC	REF	QTY	PART NO.	DESCRIPTION	SER.NO. FROM	SER.NO. TO
----	-----	-----	----------	-------------	-----------------	---------------

001	001	15315707	TAILGATE ARM ASSY LH			
002	001	15315708	TAILGATE ARM ASSY RH			
003	001	15315709	TAILGATE			
004	002	15315710	LOCKING PLATE			
005	002	15315613	STUB SHAFT			
006	008	06351650	BOLT			
007	008	07161630	LOCKWASHER			
008	002	15251001	SHIM			
009	002	15315614	BUSH			
010	002	15315615	THRUST PLATE			
011	006	06351230	BOLT			
012	006	07151220	WASHER			
013	012	06372070	BOLT			
014	012	06471601	LOCKNUT			
015	004	15255614	SHACKLE			

<https://www.besttruckmanuals.com/>

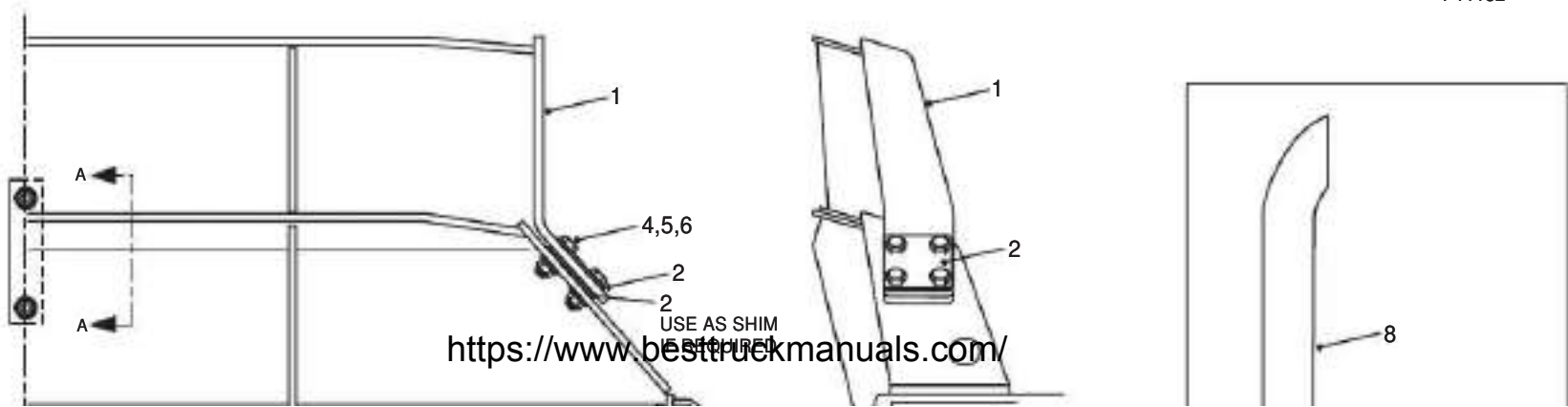
016 002 15315711 CHAIN
017 002 09411010 FITTING-GREASE
018 012 07162030 WASHER
NI ASR 09371048 LOCTITE 648

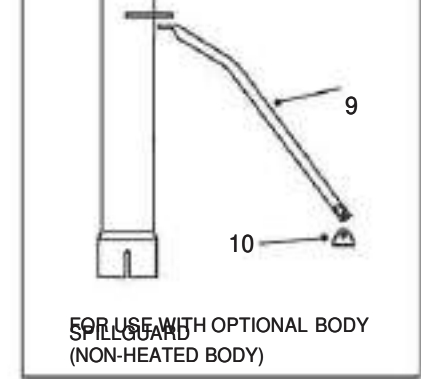
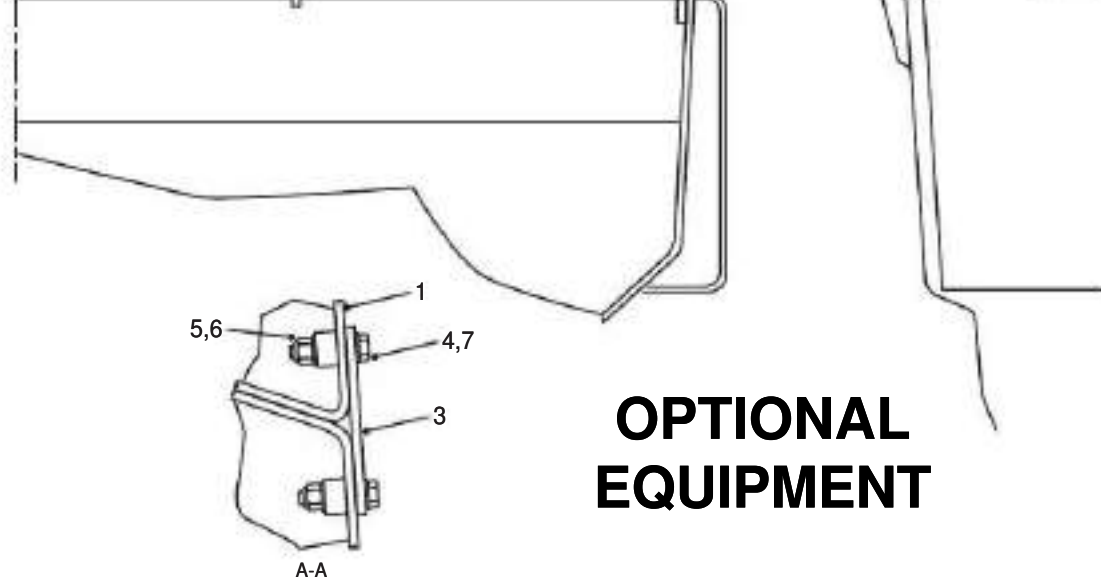
R1 01/03 (ECN 105564)

270-0050-8273 SPILLGUARDS
FROM SERIAL NO. A8251011

DRAWING NO. P11182

P11182





OPTIONAL EQUIPMENT

270-0050-8273 SPILLGUARDS FROM SERIAL NO. A8251011

NC	REF	QTY	PART NO.	DESCRIPTION	SER. NO. FROM	SER. NO. TO
001	001	1	15315904	SPILLGUARD ASSY		
002	002	1	15302648	PLATE-SHM		
003	001	1	15301402	PLATE		
004	010	0	06351675	BOLT		
005	010	0	07151630	WASHER		
006	010	0	06471601	LOCKNUT		
007	002	2	15234743	WASHER-HARDENED		
008	001	1	15315912	EXHAUST STACK (OPT)		
009	001	1	15314376	BRACE-SPILL GUARD		
010	001	1	15315913	PLATE		

