

# CLT CHARLOTTE BASEBALL

Joe Templin | Assistant Director of Media Relations  
 Barnhardt Student Activity Center 257  
 9201 University City Blvd. | Charlotte NC, 28223  
 (704) 687-1838 (O) • (231) 250-7542 (C)  
 jtemplin@uncc.edu  
 www.Charlotte49ers.com

## 2023 CHARLOTTE BASEBALL SCHEDULE

### FEBRUARY (5-4)

FRI. 17 BALL STATE ..... L, 1-2  
 SAT. 18 BALL STATE (G1) ..... W, 9-4 (7)  
 SAT. 18 BALL STATE (G2) ..... W, 9-5 (7)  
 SUN. 19 BALL STATE ..... W, 19-5 (7)  
 Tue. 21 at Clemson ..... L, 5-9  
 FRI. 24 ARMY ..... L, 6-7 (13)  
 SAT. 25 ARMY ..... L, 10-11  
 SUN. 26 ARMY ..... W, 11-2  
 TUE. 28 UNC ASHEVILLE ..... W, 13-8

### MARCH (7-9)

Fri. 3 at #11 Virginia Tech ..... L, 11-13 (10)  
 Sat. 4 at #11 Virginia Tech ..... L, 3-6  
 Sun. 5 at #11 Virginia Tech ..... L, 4-12  
 WED. 8 UNCW \* ..... L, 9-11  
 FRI. 10 OLD DOMINION ..... W, 10-2  
 SAT. 11 OLD DOMINION ..... L, 2-11  
 SUN. 12 OLD DOMINION ..... CANCELED  
 TUE. 14 NORTH CAROLINA ..... L, 3-16  
 Fri. 17 at Louisiana Tech \* ..... L, 1-2  
 Sat. 18 at Louisiana Tech \* ..... W, 14-6  
 Sun. 19 at Louisiana Tech \* ..... W, 9-0  
 TUE. 21 #4 SOUTH CAROLINA & ..... W, 6-2  
 FRI. 24 DALLAS BAPTIST \* ..... L, 2-6  
 SAT. 25 DALLAS BAPTIST \* ..... L, 2-4  
 SUN. 26 DALLAS BAPTIST \* ..... W, 8-1  
 TUE. 28 GARDNER-WEBB ..... W, 6-5  
 Fri. 31 at UAB \* ..... W, 11-3

### APRIL (10-8)

Sat. 1 at UAB \* ..... L, 1-2  
 Sun. 2 at UAB \* ..... W, 5-0  
 TUE. 4 RADFORD ..... W, 10-0 (7)  
 THU. 6 UTSA (G1) \* ..... L, 3-5  
 THU. 6 UTSA (G2) \* ..... W, 12-10  
 SAT. 8 UTSA \* ..... CANCELED  
 TUE. 11 WINTHROP ..... W, 4-3  
 Fri. 14 at Rice \* ..... W, 1-0  
 Sat. 15 at Rice \* ..... W, 4-1  
 Sun. 16 at Rice \* ..... W, 16-2  
 Tue. 18 at #14 North Carolina ..... L, 3-5  
 WED. 19 #6 EAST CAROLINA & ..... L, 2-6  
 FRI. 21 UAB \* ..... W, 4-1  
 SAT. 22 UAB \* ..... W, 11-6  
 SUN. 23 UAB \* ..... W, 2-0  
 Tue. 25 at Winthrop ..... L, 2-5  
 Fri. 28 at WKU \* ..... L, 4-8  
 Sat. 29 at WKU \* ..... L, 3-5  
 Sun. 30 at WKU \* ..... L, 10-14

### MAY (4-4)

Tue. 2 at #7 Coastal Carolina ..... W, 7-3  
 FRI. 5 FLORIDA ATLANTIC \* ..... L, 2-3  
 SAT. 6 FLORIDA ATLANTIC \* ..... L, 9-10  
 SUN. 7 FLORIDA ATLANTIC \* ..... W, 12-4  
 Fri. 12 at FIU \* ..... L, 4-13  
 Sat. 13 at FIU \* ..... L, 3-4  
 Sun. 14 at FIU \* ..... W, 9-6  
 Tue. 16 at #9 South Carolina ..... W, 11-9  
 THU. 18 MIDDLE TENNESSEE \* ..... 6:00 PM  
 FRI. 19 MIDDLE TENNESSEE \* ..... 6:00 PM  
 SAT. 20 MIDDLE TENNESSEE \* ..... 1:00 PM  
 24-28 Conference USA Championships!

\* Conference USA Game

& Played at Truist Field (Uptown Charlotte, N.C.)

+ Played at Atrium Health Ballpark (Kannapolis, N.C.)

! Conference USA Championships (Houston, Texas)

## GAMES #52-54

Thursday, May 18, 2023 • 6 PM  
 Friday, May 19, 2023 • 6 PM  
 Saturday, May 20, 2023 • 1 PM

Charlotte, N.C.  
 Robert and Mariam Hayes Stadium  
**Steam:** ESPN+ (Jack Fitzpatrick - PxP)

## QUICK FACTS

### GENERAL INFORMATION

Location.....Charlotte, N.C.  
 Founded.....1946  
 Enrollment.....30,448  
 Nickname.....49ers  
 Colors.....Green (PMS 7484) and White  
 Conference.....Conference USA  
 Chancellor.....Dr. Sharon L. Gaber  
 Athletic Director.....Mike Hill  
 Executive Associate AD/SWA.....Ragean Hill

### TEAM INFORMATION

2022 Overall Record.....36-22 (.621)  
 2022 Conference USA Record.....17-13 (.567)  
 2022 Conference USA Finish.....7th  
 2022 Postseason.....C-USA Tournament (1-2)  
 Position Players Returning/Lost.....11/5  
 Pitchers Returning/Lost.....11/9  
 Newcomers.....15  
 First year of baseball.....1979  
 Program record.....1267-1089-8 (.538)  
 C-USA Record.....244-268-1 (.477)

### BASEBALL STAFF

Head Coach.....Robert Woodard, 4th season  
 Alma Mater.....North Carolina, 2007  
 Record at Charlotte.....85-51 (.625)  
 Career Record.....85-51 (.625)  
 Associate Head Coach.....Toby Bicknell  
 Assistant Coach/Hitting Coordinator.....Phillip Cebuhar  
 Pitching Coordinator.....Michael Oh  
 Director of Player Development.....Tyler Simmons  
 Director of Baseball Performance.....Eric McKibban  
 Athletic Trainer.....Donna Nimmo

### STADIUM INFORMATION

Facility.....Robert and Mariam Hayes Stadium  
 Year Opened.....2007  
 Capacity.....3,000  
 Playing Surface.....Synthetic Turf Infield  
 .....Bermuda Grass Outfield  
 Dimensions.....LF 335, CF 395, RF 315

### MEDIA RELATIONS INFORMATION

Associate AD/Media Relations.....Thomas E. Whitestone  
 Asst. Media Relations Dir./BSB Contact.....Joe Templin  
 Office Phone.....(704) 687-1838  
 Cell Phone.....(231) 250-7542  
 Email.....jtemplin@unccl.edu  
 Associate Media Relations Director.....Dominic Palumbo  
 Assistant Media Relations Director.....Sean Fox  
 Media Relations Assistant.....Bryant Avery  
 Director of Video Services.....Ozzie Hernandez  
 Assistant Director of Video Services.....Darrian Phillips  
 Video Services Assistant.....Walter Hernandez  
 Mailing Address.....9201 University City Blvd  
 .....SAC Room 257  
 .....Charlotte, NC 28223  
 Website.....www.Charlotte49ers.com  
 Twitter.....@CharlotteBSB  
 Instagram.....@charlotte\_baseball  
 Facebook.....Facebook.com/charlotte49ersbsb

## LEADING OFF

- Charlotte closed out the road portion of its regular season with an 11-9 victory over No. 9 South Carolina in Columbia on Tuesday.
- The win gives the Niners the season series sweep of SC and makes it three wins in a row over the Gamecocks - both firsts in program history.
- With South Carolina ranked No. 9 in the USA Today Coaches Poll, CLT now has three wins over top-10 teams this season, marking the first year in program history the 49ers have won three games against top-10 opponents.
- Charlotte enters the final week of the regular season in fourth place in the Conference USA standings and can finish the year anywhere from third to seventh.
- This weekend is Middle Tennessee's first trip to the Queen City since the 2019 season but the teams have met in each of the last two C-USA Tournaments. The Blue Raiders beat CLT in 2022 before the Niners returned the favor with a 22-0 drubbing in seven innings last season - the largest margin of victory in any C-USA Tournament game.

## PROJECTED ROTATION

### CLT

| #  | Name           | R/L | ERA  | W-L | GP-GS | IP   | H  | R  | ER | BB | SO | 2B | 3B | HR | oAVG |
|----|----------------|-----|------|-----|-------|------|----|----|----|----|----|----|----|----|------|
| 51 | Wyatt Hudepohl | RHP | 4.09 | 4-6 | 13-13 | 81.1 | 74 | 44 | 37 | 20 | 99 | 13 | 2  | 9  | .236 |
| 44 | Cameron Hansen | RHP | 3.55 | 3-1 | 15-9  | 66.0 | 48 | 29 | 26 | 22 | 58 | 12 | 0  | 6  | .198 |
|    | TBD            |     |      |     |       |      |    |    |    |    |    |    |    |    |      |

### MT

| #  | Name       | R/L | ERA  | W-L | GP-GS | IP   | H  | R  | ER | BB | SO | 2B | 3B | HR | oAVG |
|----|------------|-----|------|-----|-------|------|----|----|----|----|----|----|----|----|------|
| 12 | Eriq Swan  | RHP | 7.41 | 1-6 | 14-10 | 51.0 | 53 | 44 | 42 | 37 | 58 | 9  | 1  | 5  | .268 |
| 27 | Jaden Hamm | RHP | 4.29 | 5-3 | 13-13 | 71.1 | 70 | 41 | 34 | 33 | 83 | 14 | 1  | 6  | .255 |
|    | TBD        |     |      |     |       |      |    |    |    |    |    |    |    |    |      |

## LAST TIME OUT


### STARTING 9

| No. | Name             | Pos. | AVG  | R  | H  | RBI | BB | SO |
|-----|------------------|------|------|----|----|-----|----|----|
| 8   | Blake Jackson    | LF   | .259 | 32 | 41 | 23  | 29 | 44 |
| 6   | Jack Dragum      | SS   | .276 | 33 | 55 | 35  | 23 | 35 |
| 1   | Cam Fisher       | RF   | .320 | 56 | 58 | 48  | 50 | 51 |
| 33  | Jake Cunningham  | CF   | .284 | 32 | 38 | 35  | 21 | 36 |
| 19  | Brandon Stahlman | 3B   | .283 | 22 | 47 | 34  | 26 | 45 |
| 22  | Will Butcher     | DH   | .267 | 31 | 47 | 34  | 17 | 41 |
| 9   | Kaden Hopson     | C    | .267 | 36 | 48 | 22  | 40 | 31 |
| 3   | Dante DeFranco   | 2B   | .227 | 13 | 17 | 9   | 15 | 31 |
| 23  | Spencer Nolan    | 1B   | .204 | 27 | 23 | 11  | 24 | 46 |

### HITTING STATS

| Player              | ab | r | h | rbi | bb | so |
|---------------------|----|---|---|-----|----|----|
| Blake Jackson lf    | 6  | 2 | 3 | 2   | 0  | 2  |
| Jack Dragum ss      | 6  | 0 | 0 | 0   | 0  | 3  |
| Cam Fisher rf       | 3  | 2 | 1 | 0   | 3  | 2  |
| Jake Cunningham cf  | 4  | 2 | 2 | 2   | 1  | 1  |
| Brandon Stahlman 3b | 5  | 2 | 2 | 2   | 0  | 1  |
| Will Butcher dh     | 4  | 1 | 3 | 2   | 1  | 0  |
| Kaden Hopson c      | 3  | 0 | 1 | 1   | 1  | 1  |
| Dante DeFranco 2b   | 5  | 1 | 1 | 0   | 0  | 4  |
| Spencer Nolan 1b    | 5  | 1 | 2 | 0   | 0  | 2  |

## DEFENSIVE LINEUP



## PITCHING STATS

| Charlotte         | ip  | h | r | er | bb | so | ab | bf |
|-------------------|-----|---|---|----|----|----|----|----|
| Clark Dearman     | 0.1 | 2 | 4 | 4  | 2  | 0  | 3  | 5  |
| Donye Evans       | 0.2 | 1 | 0 | 0  | 2  | 2  | 3  | 5  |
| Miles Langhorne   | 3.2 | 1 | 1 | 1  | 4  | 3  | 11 | 15 |
| Andrew Spolyar    | 1.2 | 3 | 2 | 2  | 1  | 2  | 8  | 9  |
| Aubrey Gillentine | 1.0 | 1 | 2 | 2  | 1  | 2  | 4  | 5  |
| Evan Michelson    | 1.2 | 1 | 0 | 0  | 0  | 2  | 5  | 5  |

## MEDIA NOTE

When referring to the team, please use "Charlotte 49ers." Niners is also acceptable. For scoreboard reference: Charlotte, CLT, or 49ers are all acceptable.

**PLEASE DO NOT USE/SAY:** UNC Charlotte or UNCC



## Last Time Out

Charlotte traveled down to Columbia on Tuesday night for a rematch with No. 9 South Carolina and completed the season series sweep of the Gamecocks with an 11-9 comeback victory. The Niners trailed by four in the first inning but battled back and took the lead in the fifth. South Carolina tied things up in the seventh before the Green and White returned the favor of the four-spot in the eighth to take the lead for good. Eight different players recorded a hit in the game and five had multiple while four CLT players brought in a pair of runs each.

## Season Sweep of SC

After taking down then-No. 4 South Carolina in Uptown on March 21, Tuesday's win for Charlotte gave the Niners the season sweep against the Gamecocks in the two game-set. It's the first time in program history that the 49ers have beaten SC twice in the same season to sweep a season series against the Gamecocks. With CLT picking up the win in the only game the two teams played last season, Charlotte now has its first three-game winning streak against South Carolina.

## The Trifecta

With South Carolina ranked ninth in the USA Today Coaches Poll this week, Charlotte now has three wins against opponents ranked in the top 10. Two of them have come against the Gamecocks, at Nos. 4 and 9, and two weeks before Tuesday's win the Niners took down No. 7 Coastal Carolina on the road. The win over Coastal gave Charlotte its second-ever season with multiple wins over top-10 teams and now with the second win over SC, the Green and White have their first season with three top-10 victories in the same year.

## Chicken Cutlets at the Butcher's Shop

Will Butcher went 2-5 with a grand slam at South Carolina last year and picked up right where he left off this year with a 3-4 night on Tuesday. He drove in a pair of runs in the win this week to give him a total of six in two career games at Founders Park. He has five hits in nine at bats for a .556 batting average against the Gamecocks and has taken one walk without a single strikeout.

## RBI Machine

Jake Cunningham has been on a tear as of late when it comes to driving in runs, bringing home 13 in the team's last five games played. He had six last Sunday against Florida Atlantic before adding five in the Sunday finale at FIU. Cunningham then tacked on two more on Saturday night in Columbia, breaking the tie in the eighth inning with a two-run single into center field. Despite missing 15 games due to injury this season, Cunningham is tied for second on the team with 35 RBIs in just 36 games.

## Ringing Them Up

The Niners struck out South Carolina 11 times on Tuesday night for the 26th game out of 51 this season with double-digit strikeouts. CLT averages 10.0 strikeouts per nine innings to sit second in Conference USA and 28th in the country while the team's 494 total Ks are also second in the league. Charlotte averages 9.69 strikeouts in each game, putting the Green and White on pace for 542 total punchouts this year - which would be the third straight season with at least 500 strikeouts.

## Tech Upgrade at The Hayes

This week Charlotte announced a partnership with SMT's 6th Tool Tracking that will revolutionize the way data is collected and used at Hayes Stadium. 6th Tool Tracking is a state-of-the-art system that can track a bevy of metrics throughout the ballpark from batters to baserunners to fielding. The data will be available to all coaches and players while also being accessible to MLB teams and scouts.

## Walking on Sunshine

The Niners are currently first in C-USA and 17th in the country in bases on balls taken this season with 301 on the year after drawing 20 in the three games at FIU and six at South Carolina. The Green and White led the NCAA in walks per game a year ago and currently average 5.90 this season. With that rate, CLT is on pace to walk 331 times this season.

## We're In!

With the way the Conference USA standings have shaken out, the Niners qualified for the 2023 C-USA Baseball Championships after the dust settled two weekends ago. Charlotte enters the final week of the season in fourth place in the league standings, just a half-game behind third-place WKU. Just one whole game separates third place from seventh place in the standings, meaning the Green and White can finish anywhere from third to seventh after this weekend.

## Battle Tested

Charlotte scheduled stiff competition this season and it is reflected in the strength-of-schedule rankings as the Green and White currently have the 51st-hardest strength-of-schedule, according to the NCAA. The slate includes seven teams that reached the postseason in 2022, with three of those advancing to Super Regionals. Because of this, Charlotte's non-conference schedule rates as the sixth-toughest in the nation, behind only Liberty, Coastal Carolina, Florida A&M, Florida State, and Indiana State.

## Last Weekend Series

Charlotte dropped its series this weekend at FIU, dropping the first two games before taking the finale. The Panthers stunned CLT 13-4 in the opening game of the series and then secured the weekend with a 4-3 walk-off victory on Saturday. Charlotte got the last laugh and spoiled FIU's Senior Day on Sunday with a 9-6 win thanks to 6.1 innings of strong relief from Paxton Thompson to get the win.

## Sunday Success

Sunday's win over FIU was the Niners' ninth win on Sunday this season, improving Charlotte's record to 9-2 overall on Sundays and 7-1 in conference matchups. CLT outscored its opponents 105-46 on Sundays and outhits them 103-67 (.277-.193) while pitching nearly three times as effectively with a team ERA of 3.60 to an opponents' 9.20 in Sunday games. Thompson and Cameron Hansen have started six of the 11 Sunday games and are a combined 5-0 in them, with Hansen leading the way with a 1.64 ERA and Thompson close behind at 2.08.

## FORTY!

Cam Fisher made history on Friday in South Florida when he hit his 22nd home run of the season. It was the 40th of his career, moving him into second place by himself on Charlotte's all-time career home runs list as just the second player in program history to hit 40 home runs in their career in the Queen City. He joins James Matan as the only other player with 40, with Matan holding the career record with 48 home runs and the single-season mark at 27 in 1998. Fisher is seventh in the nation in home runs this year, five behind national leader Jac Caglianone from Florida.

## CONFERENCE USA RPI RANKINGS

| School                | Rank      |
|-----------------------|-----------|
| Dallas Baptist.....   | 14        |
| UTSA.....             | 65        |
| Florida Atlantic..... | 66        |
| <b>CHARLOTTE.....</b> | <b>85</b> |
| Louisiana Tech.....   | 122       |
| Middle Tennessee..... | 148       |
| Rice.....             | 153       |
| WKU.....              | 167       |
| UAB.....              | 185       |
| FIU.....              | 188       |



## Catch of the Day

Fisher also finds himself near the top of Charlotte's top hitters in terms of career slugging percentage, currently sitting in fourth place all-time with a career mark of .661. His SLG% this season of .729 would be the fifth-highest in program history if it holds through the end of the year. Fisher is 44th in the country in slugging percentage and is 72nd in on base percentage at .483 while ranking 71st in all of D1 baseball with 132 total bases.

## Positional Value

Fisher was named the 61st-best outfielder according to D1 Baseball during the preseason, one of five Niners ranked at their respective positions. Fisher was the only one still ranked after week six at No. 15 and was this week named the 14th-best outfielder according to the publication. Friday starter Wyatt Hudepohl joined him in the latest edition of the rankings, slotting in at No. 40 among starting pitchers.

## Circle K

Hudepohl is closing in on the century mark for punchouts this season with 99 after 13 starts, putting him second in Conference USA by one and 15th in the country. He's totaled four double-digit strikeout performances this season and holds the CLT program and 2023 national single-game record with 17 against Old Dominion. One more strikeout would make Hudepohl just the third Charlotte pitcher in the last 15 seasons to cross the triple-digit mark.

## WHIP it Real Good

Hansen leads the team and is second in the conference with a 1.06 WHIP this season, putting him 33rd in the country. Hudepohl is close behind with a 1.16 WHIP to sit sixth in the league and 84th in the country. As a team, the Niners are second in C-USA and 46th in the nation with a 1.40 WHIP.

## Weekly Honors for Hansen

Hansen picked up his second Pitcher of the Week award three weeks ago after his near no-hitter that weekend, becoming the first 49er since David McCabe in 2021 to win multiple conference weekly awards in the same season. No CLT pitcher had ever won multiple C-USA Pitcher of the Week honors before Hansen, with the last pitcher to win a weekly award multiple times in one season coming back in 2013 as a member of the Atlantic 10 Conference when Brock Hudgens was named A-10 Pitcher of the Week three times.

## Playing in Our Uptown World

The Green and White played their second game of the season in Uptown at Truist Field on April 19, featuring the second top-10 opponent the Niners have faced this year. The game against ECU drew a crowd of 4,678 - representing the fifth-largest crowd in Uptown for a Charlotte baseball game all-time and the most since the COVID-19 Pandemic and the renaming of the stadium from BB&T Ballpark to Truist Field.

## Woody's 100th Win

The win last Thursday against UTSA was a historic one for the program and for head coach Robert Woodard as he won his 100th career game as a head coach. It was his 166th total game as skipper of the program, making him the fastest coach in program history to reach the century mark.

## A Fish in Golden Spikes

Fisher was named to the Golden Spikes Award Midseason Watch List after his torrid start to the season. The Golden Spikes Award is given annually to the nation's top amateur baseball player. This year's midseason watch list features 45 names. Fisher joins Austin Knight from his 2021 season as the only two Charlotte players ever named to the Golden Spikes Midseason Watch List.

## Blanking Back to Back

The shutout against Radford was the second consecutive game the Green and White kept its opponent off the scoreboard after beating UAB 5-0 on the preceding Sunday to win the series from the Blazers. It's the 15th time in program history Charlotte has had two consecutive shutouts and the first time since the 2011 season when the Niners beat Richmond 1-0 and 6-0 in the final two games of a series in May that year, en route to an NCAA Regional appearance.

## Take a Walk on the Wild Side

Kaden Hopson was at the plate for the walk-off wild pitch to help the Niners beat Gardner-Webb on March 28, making him the man at the dish for each of CLT's two most recent walk-off wins. Hopson delivered the walk-off single last year on March 20 to help the Niners defeat WKU and win the first Conference USA series of the 2022 season.

## Oh What a Night

Charlotte defeated a ranked opponent for the first time in 2023 with a 6-2 victory over No. 4 South Carolina in Uptown on March 21. The Niners used a five-run third inning and tacked on another run in the fourth to hold a 6-0 advantage and held off a late Gamecock comeback. South Carolina got one in the sixth and then scored again in the ninth, eventually loading the bases and bringing the tying run to the plate with two outs before CLT finished things off.

## Upset in Uptown

The Uptown win was just the fourth time the Green and White have taken down a top-five opponent in program history. The highest-ranked win the Niners have ever had came back in 2008 against South Carolina when the Gamecocks were ranked No. 3. Since then, CLT has defeated No. 4 Arkansas in 2018 and No. 5 North Carolina in 2009.

## A New Record Holder

Wyatt Hudepohl set a program record in the Friday game against Old Dominion with 17 strikeouts, becoming the first Niner to ever reach 17 Ks in a game. The previous record of 16 was first set in 1989 by Joe Ganote and was matched later that season by Scott Muscat. It happened one other time, 10 years later, when John McKay recorded 16 punchouts in 1999 for the most recent occurrence.

## Conference Records Too!

Hudepohl's 17-strikeout performance also matched the Conference USA single-game record that was set twice prior, both by pitchers from Memphis. Chad Harville first established the record in 1997 and it was matched by Derek Hankins in 2004 before Hudepohl's outing on Friday.

## Alone at the Top of the List

His 17 strikeouts not only top program history for Charlotte but also lead the NCAA this season. Hudepohl is the only NCAA Division I baseball player with more than 15 strikeouts this year, moving past the previous two pitchers who shared this season's mark of 15. Angelo Cabral of UTRGV paced the league with 15 Ks in week two against Central Michigan on Feb. 24 before former Niner Gus Hughes equaled the feat for High Point on March 5 against Lafayette.

## Another Program Record Falls

The second single-game team record fell for the 49ers in the Friday game against Army as the team's 20 punchouts are the most Charlotte has recorded as a staff in any game. The previous record of 17 was first attained in 2000 against Siena and happened three times, most recently in 2021 at WKU. Starter Wyatt Hudepohl racked up six of the 20 and Andrew Spolyar tied the team-high on the season with eight before being ultimately charged with a loss in the 13th inning.

## PRO NINERS

### CHARLOTTE PLAYERS IN MLB ORGANIZATIONS

| Pos. | Name             | Organization (Level)          |
|------|------------------|-------------------------------|
| INF  | Nate Furman      | Cleveland Guardians (A)       |
| LHP  | Spencer Giesting | Arizona Diamondbacks (High-A) |
| LHP  | Josh Maciejewski | New York Yankees (AA)         |
| LHP  | Quinton Martinez | Los Angeles Angels (A)        |
| INF  | David McCabe     | Atlanta Braves (A)            |
| RHP  | Bryce McGowan    | Colorado Rockies (High-A)     |
| C    | Aaron McKeithan  | St. Louis Cardinals (High-A)  |



## Hits? Where We're Going We Don't Need Hits!

In the final game against Ball State, Charlotte defeated the Cardinals by a score of 19-5 for the most runs CLT has scored in a game so far in 2023. Perhaps the most impressive aspect of the victory, outside of scoring at least 19 runs in a seven-inning game for just the seventh time in program history, was the fact that the Niners only had eight hits in the contest. CLT broke the game wide open in the third inning with a 12 spot, but only had five hits in the frame, before adding five more in the sixth despite not recording a single hit in the inning.

## The Dirty Dozen

Charlotte's big 12-run third inning against Ball State was one shy of the program record of 13 runs in a single inning, set back in 1985. The Green and White scored 13 runs in the second inning in that game against Campbell on April 2, 1985, but ultimately fell by a score of 16-14.

## Diamond Debutants

Of the 28 players that saw the field over opening weekend, 13 of them were donning the 9 Across The Chest in a game for the first time. Brandon Stahlman, Eli Weisner, Josh Patrick, Spencer Nolan, Wyatt Hudepohl, Sam Conte, and Aubrey Gillentine all made their Charlotte debuts on opening day, while Donye Evans and Joel Sarver did so on the mound during Saturday's doubleheader. Four more debuts happened in Sunday's finale, with Calvert Clark, Breven Yarbro, Clark Dearman, and Miles Langhorne all seeing the field in Charlotte for the first time.

## Preseason All-Conference USA Picks

Charlotte tied for the most selections on the 2023 Conference USA Preseason All-Conference Team with four picks. Jack Dragum and Cam Fisher both return after being named All-Conference the season before, and they are joined by 2021 C-USA Player of the Year Austin Knight and Jake Cunningham. Florida Atlantic's Nolan Schanuel and LA Tech's Jonathan Fincher took home Preseason Player and Pitcher of the Year honors, respectively. The only other team with four Preseason All-Conference selections was UTSA, with three of those four coming from the mound.

## Tabbed Fourth in the C-USA Preseason Coaches Poll...

As a team, Charlotte was picked fourth by the Conference USA coaches. Last year's C-USA Tournament champions Louisiana Tech picked up five first-place votes to edge league newcomer Dallas Baptist (four-first place votes) by a single point for the top spot in the poll. Florida Atlantic finished third and the Niners picked up one first-place vote in fourth place, four points behind the Owls. UTSA was slated for fifth to round out the top half of the poll and was followed by Middle Tennessee and UAB (tied for sixth), Rice, FIU, and WKU.

## ...But Picked to Win by D1 Baseball

D1 Baseball's Conference USA outlook painted a brighter picture for Niner fans after selecting CLT to win the league this season. The publication put Charlotte atop the list, followed by Louisiana Tech, Dallas Baptist, and Florida Atlantic in the top four. Two teams from the league were picked by D1 Baseball to make a regional in the preview, with the Niners joined by 2022 Regionals participant LA Tech. The Niners were well represented on D1 Baseball's list of the top prospects in C-USA as well, leading the way with nine prospects listed in the league's top 40, the most of any C-USA team according to D1 Baseball.

## Perfect Game Preseason Honors

Charlotte also landed a pair of players on Perfect Game's Preseason All-Conference USA Team, with Jake Cunningham and Collin Kramer making the list. Cunningham received extra attention from PG as well, being tabbed as the Conference USA Player of the Year.

## Preseason All-America Honor for Cunningham

Cunningham's preseason recognition continued in the form of a Third Team All-America honor from Prospects Live. He was one of two Conference USA players named to the Third Team Preseason All-America Team from Prospects Live, along with FAU's Schanuel.

## Climbing up D1 Baseball's List

Ahead of the season, D1 Baseball released its list of the top 100 programs in college baseball - the first time they've published the list since 2019. Charlotte was not in either of the first three iterations but debuted at No.74 this year, ranking at No. 4 in Conference USA and No. 8 in the state of North Carolina. The Niners' schedule is chock-full of teams in the top 100, featuring games against teams ranked 14th (North Carolina), 22nd (East Carolina), 27th (Dallas Baptist), 30th through 32nd (Coastal Carolina, Clemson, South Carolina), 47th (Louisiana Tech), 48th (Virginia Tech), 52nd (Florida Atlantic), 64th (Old Dominion), 66th (UNCW), 78th (Rice), 79th (Army), and 98th (Ball State).

## NCAA Tournament Teams on the Schedule

Seven of those teams in the top 100 rankings on Charlotte's schedule featured in the NCAA Tournament last year, accounting for 16 of the 56 games on CLT's schedule. Army, ECU, LA Tech, and UNC all won their respective conference tournaments while Coastal, DBU, and Virginia Tech earned at-large bids. Three of them earned national seeds in last year's tournament - Virginia Tech (No. 4), East Carolina (No. 8), and North Carolina (No. 10) - and all three advanced to the Super Regionals.

## Farewell to Conference USA

After rejoining Conference USA ahead of the 2014 season, Charlotte is once again saying goodbye to the conference it was a founding member of, with the Niners moving to the American Athletic Conference this coming summer. CLT has an overall record of 244-268-1 in C-USA action and won the 2021 Regular Season Championship after winning a program-record 24 conference contests that year.

## #PACKTHEHAYES

### CHARLOTTE HOME ATTENDANCE THIS SEASON

| Date | Opponent            | Result          | Attn. | Date | Opponent         | Result          | Attn. |
|------|---------------------|-----------------|-------|------|------------------|-----------------|-------|
| 2/17 | Ball State          | L, 1-2          | 869   | 3/28 | Gardner-Webb     | W, 6-5          | 567   |
| 2/18 | Ball State (DH)     | W 9-4; W 9-5    | 780   | 4/4  | Radford          | W, 10-0 (7)     | 654   |
| 2/19 | Ball State          | W, 19-5 (7)     | 701   | 4/6  | UTSA(DH)         | L 3-5; W 12-10  | 581   |
| 2/24 | Army                | L, 6-7 (13)     | 779   | 4/7  | UTSA             | <b>CANCELED</b> |       |
| 2/25 | Army                | L, 10-11        | 709   | 4/11 | Winthrop         | W, 4-3          | 697   |
| 2/26 | Army                | W, 11-2         | 725   | 4/19 | East Carolina &  | L, 2-6          | 4,678 |
| 2/28 | UNC Asheville       | W, 13-8         | 535   | 4/21 | UAB              | W, 4-1          | 1,030 |
| 3/8  | UNCW +              | L, 9-11         | 1,769 | 4/22 | UAB              | W, 11-6         | 762   |
| 3/10 | Old Dominion        | W, 10-2         | 621   | 4/23 | UAB              | W, 2-0          | 693   |
| 3/11 | Old Dominion        | L, 2-11         | 859   | 5/5  | Florida Atlantic | L, 2-3          | 660   |
| 3/12 | Old Dominion        | <b>CANCELED</b> |       | 5/6  | Florida Atlantic | L, 9-10         | 718   |
| 3/14 | #18 North Carolina  | L, 3-16         | 1,522 | 5/7  | Florida Atlantic | W, 12-4         | 680   |
| 3/21 | #4 South Carolina & | W, 6-2          | 2,161 | 5/18 | Middle Tennessee |                 |       |
| 3/24 | Dallas Baptist      | L, 2-6          | 734   | 5/19 | Middle Tennessee |                 |       |
| 3/25 | Dallas Baptist      | L, 2-4          | 812   | 5/20 | Middle Tennessee |                 |       |
| 3/26 | Dallas Baptist      | W, 8-1          | 805   |      |                  |                 |       |

+ - Played at Atrium Health Ballpark (Kannapolis, N.C.)

& - Played at Truist Field (Uptown Charlotte, N.C.)

**Total Home Attendance:** 26,101

**Avg. Home Attendance:** 932

**Total Attendance at the Hayes:** 17,493

**Avg. Hayes Attendance:** 700



## Space City Send-Off

The 2023 Conference USA season will conclude with the Conference USA Championships in Houston from May 24-28, hosted by another school leaving for the American Athletic Conference - Rice. The Owls have hosted the C-USA Championships twice before - in 2006 and 2013 - both Charlotte's first and last seasons as a member of the Atlantic 10 Conference. The city of Houston (by way of the University of Houston) has hosted the event an additional two times, but the 49ers have yet to play a postseason contest in Space City.

## Top-25 Transfer Class as a Whole

CLT ranked No. 21 in D1Baseball's top transfer classes, bringing in 13 total transfers. Five of the 13 come from other Division I programs (Evans, Wyatt Hudepohl, Aubrey Gillentine, Miles Langhorne, Clark Dearman), seven come from the JUCO ranks (Stahlman, Josh Patrick, Danny Helfgott, Eli Weisner, Andrew Spolyar, Joel Sarver, Nick Cosentino), and one comes from Division III's Trinity College in Sam Conte. Those 13 are joined by freshmen Spencer Nolan and Calvert Clark to round out Charlotte's 15-member incoming class.

## AWARDS & HONORS

### Cam Fisher

Preseason All-Conference USA  
D1 Baseball Preseason Top Outfielders (No. 61)  
D1 Baseball Week Six Top Outfielders (No. 15)  
Perfect Game Midseason Second Team All-American (April 4)  
Golden Spikes Midseason Watch List (April 5)  
D1 Baseball Week 12 Top Outfielders (No. 14)

### Wyatt Hudepohl

D1 Baseball Player of the Day (March 10)  
Collegiate Baseball National Players of the Week (March 13)  
Perfect Game Player of the Week (March 14)  
Conference USA Pitcher of the Week (April 17)  
Kendall Rogers Five-Star Performer Week 9 (No. 4)  
D1 Baseball Week 12 Top Starting Pitchers (No. 40)

### Jake Cunningham

Prospects Live Preseason Third Team All-American  
Preseason All-Conference USA  
Perfect Game Preseason All-Conference USA  
Perfect Game Preseason C-USA Player of the Year  
D1 Baseball Preseason Top Outfielders (No. 35)

### Austin Knight

Preseason All-Conference USA  
D1 Baseball Preseason Top Second Basemen (No. 24)  
Conference USA Hitter of the Week (Feb. 20)

### Jack Dragum

Preseason All-Conference USA  
D1 Baseball Preseason Top Shortstops (No. 21)  
Diamond Niner Report Play of the Week (March 21)

### Donye Evans

D1 Baseball Top Impact Transfers (No. 51)  
D1 Baseball Preseason Top Starting Pitchers (No. 101)

### Aubrey Gillentine

SportsCenter Top 10 Plays, #2 (Feb. 24)  
Diamond Niner Report Play of the Week (Feb. 28)

### Cameron Hansen

Conference USA Pitcher of the Week (March 20)  
Conference USA Pitcher of the Week (April 24)  
CSC Academic All-District Team

### Kaden Hopson

OrthoCarolina Student-Athlete of the Week (Feb. 20)  
CSC Academic All-District Team

## Among the Best at Their Positions

Five Niners were recognized as being some of the best at their positions by D1 Baseball leading into the season, with Charlotte recognized at starting pitcher, second base, shortstop, and outfield. Evans was named the 101st-best starter, Austin Knight slotted in at No. 24 at second base, Jack Dragum led CLT in the rankings as the 21st-best shortstop, and Jake Cunningham and Cam Fisher represented the Green and White in the outfield at Nos. 35 and 61, respectively.

## Bick's One of the Best

Charlotte Associate Head Coach Toby Bicknell was recognized as one of the top assistant coaches in the country according to D1Baseball during the offseason. Bicknell has been on Charlotte's staff for the last three seasons and doubles as the program's recruiting coordinator. The Charlotte native has over 25 years of experience in the game of baseball at both the high school and collegiate levels and has been instrumental in the Niners' recent success.

## 1,149 Miles to Omaha

Playing at Charles Schwab Field in Omaha is every college baseball team's ultimate goal and some in the national media are picking the 49ers as a surprise team to make the journey this season. Aaron Fitt of D1Baseball tabbed the Niners as his sleeper team to reach the College World Series this year, projecting Charlotte to have one of the best lineups in not only Conference USA, but all of college baseball.

## Big Upgrades at the Hayes

Charlotte baseball fans are in for a treat this season with the addition of a brand new, state-of-the-art video board in right-center field. The new board replaces the old scoreboard that has stood beyond the fence at the Hayes since the 1980s. It is the second consecutive season with major upgrades at the home of the baseball program after brand new turf, including a turf pitching mound, was installed before the 2022 season last year.

## A Season for the Record Books

The 2022 season for Charlotte Baseball was one of the best seasons in program history, with the Niners ending the year ranking in the top five in program history in multiple categories. CLT drew 371 walks during the season, including 17 in one game at UTSA, setting the single-season program record and matching the single-game record. The team clobbered 99 home runs (second-most) as part of 489 total runs scored (third-most) and finished fourth in program history in slugging percentage (.469) and on-base percentage (.415). On the mound, the Niners tossed 532 strikeouts for the second-most in program history and second consecutive season of 500+ Ks. The team's 9.3 K/9 rate is the second-best in program history while a .247 opponent batting average was the third-lowest CLT has recorded. Showing the completeness of the team, Charlotte also posted the second-best fielding percentage in program history (.977) and the third-fewest errors in a single season with 49.

## Draft Day Success

Charlotte had three players selected last July at the 2022 MLB Draft for the most 49ers taken in a single draft since the 2017 edition. Nate Furman became CLT's highest draft pick since that 2017 draft and fifth-highest overall when he was taken in the fourth round at No. 121 overall by the Cleveland Guardians. David McCabe was taken moments later by the Atlanta Braves with the 125th overall pick and Spencer Giesting was taken by the Arizona Diamondbacks with the second pick of day three (Rd. 11 P. 318). The three selections in the latest draft bring Charlotte's total up to 62 as a program. Also joining the professional ranks last summer was Quinton Martinez, who signed as a free agent with the Los Angeles Angels after the draft.

## Another All-American

Before McCabe left the 704 for the professional ranks, the Canadian became the 11th All-American in program history and gave CLT back-to-back All-Americans for the first time since the 2007-08 seasons. 'Big Maple' was named to the NCBWA All-American Third Team after hitting .386 with a .784 slugging percentage, 16 home runs, and 52 RBIs on 59 hits in just 42 games.

## In Memoriam

The Charlotte baseball family lost two key pieces just before the 2023 season began. Greg Simmons, father of Director of Baseball Operations Tyler Simmons, and BJ Bicknell, mother of Associate Head Coach Toby Bicknell, were both called home in the weeks leading up to the season beginning. The Niners will honor their memories with helmet decals featuring their initials for the duration of the season.

## AWARDS & HONORS (CONT.)

### Collin Kramer

Perfect Game Preseason All-Conference USA

### Brandon Stahlman

D1 Baseball Top JUCO Transfers (No. 39)

### JD Suarez

Diamond Niner Report Play of the Week (March 8)

### Blake Jackson

CSC Academic All-District Team

### Paxton Thompson

CSC Academic All-District Team



## 2023 RESULTS

| Date     | Opponent               | W/L             | Score | Inns. | Overall | C-USA | CLT Pitcher of Record   | Attend. | Time |
|----------|------------------------|-----------------|-------|-------|---------|-------|-------------------------|---------|------|
| Feb. 17  | Ball State             | L               | 1-2   | 9     | 0-1     | ---   | Wyatt Hudepohl (0-1)    | 869     | 3:30 |
| Feb. 18  | Ball State (G1)        | W               | 9-4   | 7     | 1-1     | ---   | Donye Evans (1-0)       | ---     | 2:46 |
|          | Ball State (G2)        | W               | 9-5   | 7     | 2-1     | ---   | Paxton Thompson (1-0)   | 780     | 2:44 |
| Feb. 19  | Ball State             | W               | 19-5  | 7     | 3-1     | ---   | Clark Dearman (1-0)     | 701     | 3:13 |
| Feb. 21  | at Clemson             | L               | 5-9   | 9     | 3-2     | ---   | Aubrey Gillentine (0-1) | 4,200   | 3:28 |
| Feb. 24  | Army                   | L               | 6-7   | 13    | 3-3     | ---   | Andrew Spolyar (0-1)    | 779     | 4:17 |
| Feb. 25  | Army                   | L               | 10-11 | 9     | 3-4     | ---   | Sam Conte (0-1)         | 709     | 3:26 |
| Feb. 26  | Army                   | W               | 11-2  | 9     | 4-4     | ---   | Miles Langhorne (1-0)   | 725     | 2:41 |
| Feb. 28  | UNC Asheville          | W               | 13-8  | 9     | 5-4     | ---   | Andrew Spolyar (1-1)    | 535     | 3:44 |
| March 3  | at #11 Virginia Tech   | L               | 11-13 | 10    | 5-5     | ---   | Evan Michelson (0-1)    | 614     | 3:49 |
| March 4  | at #11 Virginia Tech   | L               | 3-6   | 9     | 5-6     | ---   | Collin Kramer (0-1)     | 1,237   | 3:11 |
| March 5  | at #11 Virginia Tech   | L               | 4-12  | 9     | 5-7     | ---   | Miles Langhorne (1-1)   | 1,049   | 3:22 |
| March 8  | UNCW +                 | L               | 9-11  | 9     | 5-8     | ---   | Paxton Thompson (1-1)   | 1,769   | 3:51 |
| March 10 | Old Dominion           | W               | 10-2  | 9     | 6-8     | ---   | Wyatt Hudepohl (1-1)    | 621     | 2:17 |
| March 11 | Old Dominion           | L               | 2-11  | 9     | 6-9     | ---   | Collin Kramer (0-2)     | 859     | 3:08 |
| March 12 | Old Dominion           | <b>CANCELED</b> |       |       |         |       |                         |         |      |
| March 14 | North Carolina         | L               | 3-16  | 9     | 6-10    | ---   | Andrew Spolyar (1-2)    | 1,522   | 3:04 |
| March 17 | at Louisiana Tech *    | L               | 1-2   | 9     | 6-11    | 0-1   | Wyatt Hudepohl (1-2)    | 2,064   | 2:27 |
| March 18 | at Louisiana Tech *    | W               | 14-6  | 9     | 7-11    | 1-1   | Paxton Thompson (2-1)   | 2,117   | 3:09 |
| March 19 | at Louisiana Tech *    | W               | 9-0   | 9     | 8-11    | 2-1   | Cameron Hansen (1-0)    | 1,947   | 2:42 |
| March 21 | #4 South Carolina &    | W               | 6-2   | 9     | 9-11    | ---   | Collin Kramer (1-2)     | 2,161   | 2:48 |
| March 24 | Dallas Baptist *       | L               | 2-6   | 9     | 9-12    | 2-2   | Wyatt Hudepohl (1-3)    | 734     | 2:20 |
| March 25 | Dallas Baptist *       | L               | 2-4   | 9     | 9-13    | 2-3   | Sam Conte (0-2)         | 812     | 2:29 |
| March 26 | Dallas Baptist *       | W               | 8-1   | 9     | 10-13   | 3-3   | Cameron Hansen (2-0)    | 805     | 2:24 |
| March 28 | Gardner-Webb           | W               | 6-5   | 9     | 11-13   | ---   | Evan Michelson (1-1)    | 567     | 2:59 |
| March 31 | at UAB *               | W               | 11-3  | 9     | 12-13   | 4-3   | Wyatt Hudepohl (2-3)    | 710     | 2:50 |
| April 1  | at UAB *               | L               | 1-2   | 9     | 12-14   | 4-4   | Cameorn Hansen (2-1)    | 973     | 2:08 |
| April 2  | at UAB *               | W               | 5-0   | 9     | 13-14   | 5-4   | Donye Evans (2-0)       | 431     | 2:59 |
| April 4  | Radford                | W               | 10-0  | 7     | 14-14   | ---   | Collin Kramer (2-2)     | 654     | 2:04 |
| April 6  | UTSA (G1)*             | L               | 3-5   | 9     | 14-15   | 5-5   | Wyatt Hudepohl (2-4)    | ---     | 2:49 |
|          | UTSA (G2)*             | W               | 12-10 | 9     | 15-15   | 6-5   | Paxton Thompson (3-1)   | 581     | 3:12 |
| April 8  | UTSA *                 | <b>CANCELED</b> |       |       |         |       |                         |         |      |
| April 11 | Winthrop               | W               | 4-3   | 9     | 16-15   | ---   | Hale Sims (1-0)         | 697     | 2:51 |
| April 14 | at Rice *              | W               | 1-0   | 9     | 17-15   | 7-5   | Wyatt Hudepohl (3-4)    | 2,215   | 2:17 |
| April 15 | at Rice *              | W               | 4-1   | 9     | 18-15   | 8-5   | Andrew Spolyar (2-2)    | 2,252   | 2:57 |
| April 16 | at Rice *              | W               | 16-2  | 9     | 19-15   | 9-5   | Paxton Thompson (4-1)   | 2,172   | 3:09 |
| April 18 | at #14 North Carolina  | L               | 3-5   | 9     | 19-16   | ---   | Collin Kramer (2-3)     | 2,959   | 3:13 |
| April 19 | #6 East Carolina &     | L               | 2-6   | 9     | 19-17   | ---   | AJ Wilson (0-1)         | 4,678   | 2:52 |
| April 21 | UAB *                  | W               | 4-1   | 9     | 20-17   | 10-5  | Wyatt Hudepohl (4-4)    | 1,030   | 2:20 |
| April 22 | UAB *                  | W               | 11-6  | 9     | 21-17   | 11-5  | Clark Dearman (2-0)     | 762     | 2:54 |
| April 23 | UAB *                  | W               | 2-0   | 9     | 22-17   | 12-5  | Cameron Hansen (3-1)    | 693     | 2:10 |
| April 25 | at Winthrop            | L               | 2-5   | 9     | 22-18   | ---   | Collin Kramer (2-4)     | 248     | 2:53 |
| April 28 | at WKU *               | L               | 4-8   | 9     | 22-19   | 12-6  | Wyatt Hudepohl (4-5)    | 497     | 3:00 |
| April 29 | at WKU *               | L               | 3-5   | 9     | 22-20   | 12-7  | Paxton Thompson (4-2)   | 215     | 2:17 |
| April 30 | at WKU *               | L               | 10-14 | 9     | 22-21   | 12-8  | Evan Michelson (1-2)    | 236     | 2:51 |
| May 2    | at #7 Coastal Carolina | W               | 7-3   | 9     | 23-21   | ---   | Collin Kramer (3-4)     | 1,519   | 3:04 |
| May 5    | Florida Atlantic *     | L               | 2-3   | 9     | 23-22   | 12-9  | Evan Michelson (1-3)    | 660     | 2:38 |
| May 6    | Florida Atlantic *     | L               | 9-10  | 9     | 23-23   | 12-10 | Miles Langhorne (1-2)   | 718     | 3:01 |
| May 7    | Florida Atlantic *     | W               | 12-4  | 9     | 24-23   | 13-10 | Collin Kramer (4-4)     | 680     | 2:51 |
| May 12   | at FIU *               | L               | 4-13  | 9     | 24-24   | 13-11 | Wyatt Hudepohl (4-6)    | 534     | 3:08 |
| May 13   | at FIU *               | L               | 3-4   | 9     | 24-25   | 13-12 | Evan Michelson (1-4)    | 514     | 2:41 |
| May 14   | at FIU *               | W               | 9-6   | 9     | 25-25   | 14-12 | Paxton Thompson (5-2)   | 475     | 3:17 |
| May 16   | at #9 South Carolina   | W               | 11-9  | 9     | 26-25   | ---   | Aubrey Gillentine (1-1) | 6,115   | 3:53 |
| May 18   | Middle Tennessee *     |                 |       |       |         |       |                         |         |      |
| May 19   | Middle Tennessee *     |                 |       |       |         |       |                         |         |      |
| May 20   | Middle Tennessee *     |                 |       |       |         |       |                         |         |      |

\* Conference USA Game

& Played at Truist Field (Uptown Charlotte, N.C.)

+ Played at Atrium Health Ballpark (Kannapolis, N.C.)



# CHARLOTTE BASEBALL



## 2023 CHARLOTTE 49ERS BASEBALL ROSTER

| No. | Name              | Pos.   | Ht.  | Wt  | Yr.   | B/T | Hometown/High School (Transfer From)                         |
|-----|-------------------|--------|------|-----|-------|-----|--|
| 1   | Cam Fisher        | OF     | 6-2  | 210 | So.   | L/R | Knoxville, Tenn. / Hardin Valley Academy (Walters State CC)  |
| 2   | JD Suarez         | INF    | 6-1  | 180 | So.   | R/R | Charlotte, N.C. / Charlotte Christian                        |
| 3   | Dante DeFranco    | INF    | 5-9  | 165 | So.   | R/R | Hillsborough, N.C. / Orange                                  |
| 6   | Jack Dragum       | INF    | 6-1  | 200 | Sr.   | R/R | Mechanicsville, Va. / Hanover (Louisburg CC)                 |
| 8   | Blake Jackson     | OF     | 6-0  | 190 | So.   | L/L | Coppell, Texas / Coppell (McLennan CC)                       |
| 9   | Kaden Hopson      | C      | 6-2  | 200 | Jr.   | L/R | Redlands, Calif. / Redlands (Arizona)                        |
| 11  | AJ Wilson         | LHP    | 6-2  | 210 | Jr.   | L/L | Pilot Mountain, N.C. / East Surry (East Carolina)            |
| 12  | Huck Wathan       | C      | 6-4  | 195 | So.   | R/R | Charlotte, N.C. / Charlotte Country Day                      |
| 14  | Austin Knight     | INF    | 6-2  | 180 | Sr.   | R/R | Jacksonville, Fla. / Bolles School (Tennessee)               |
| 17  | Josh Patrick      | INF    | 5-11 | 190 | Jr.   | L/R | Kansas City, Mo. / Truman (Crowder)                          |
| 19  | Brandon Stahlman  | INF    | 6-4  | 200 | Jr.   | L/R | Union, Mo. / San Francis Borgia Regional (State Fair CC)     |
| 21  | Eli Weisner       | INF    | 6-2  | 215 | Sr.   | R/R | Glen Allen, Va. / Deep Run (Louisburg)                       |
| 22  | Will Butcher      | INF    | 6-2  | 210 | Jr.   | R/R | Arden, N.C. / T.C. Roberson (NC State)                       |
| 23  | Spencer Nolan     | INF    | 6-5  | 190 | Fr.   | R/R | Wilmington, N.C. / Hoggard                                   |
| 24  | Calvert Clark     | RHP/OF | 6-4  | 205 | Fr.   | R/R | Charlotte, N.C. / Charlotte Christian                        |
| 26  | Drew Tyndall      | C      | 6-1  | 195 | So.   | S/R | Wilmington, N.C. / Ashley                                    |
| 27  | Christian Lothes  | LHP    | 6-2  | 225 | Jr.   | R/L | Hebron, Ohio / Lakewood                                      |
| 29  | Paxton Thompson   | RHP    | 6-1  | 205 | Jr.   | R/R | St. Michael, Minn. / St. Michael-Albertville (Parkland CC)   |
| 32  | Breven Yarbro     | RHP    | 6-3  | 220 | So.   | R/R | Chaffee, Mo. / Chaffee (Crowder College)                     |
| 33  | Jake Cunningham   | OF     | 6-4  | 205 | Jr.   | R/R | Charlotte, N.C. / Ardrey Kell                                |
| 34  | Evan Michelson    | RHP    | 6-0  | 205 | Jr.   | R/R | Jacksonville, Fla. / Mandarin (College of Central Florida)   |
| 35  | Clark Dearman     | LHP    | 6-2  | 220 | Gr.   | L/L | Milton, Ga. / Blessed Trinity Catholic (Presbyterian)        |
| 36  | Anthony Casciola  | RHP    | 6-2  | 195 | Jr.   | R/R | Charlotte, N.C. / Weddington (Bucknell)                      |
| 37  | Collin Kramer     | LHP    | 6-5  | 205 | So.   | L/L | St. Ansgar, Iowa / St. Ansgar (NIACC)                        |
| 38  | Sam Conte         | LHP    | 6-4  | 205 | Jr.   | L/L | Andover, Mass. / Phillips Academy (Trinity)                  |
| 40  | Andrew Spolyar    | LHP    | 6-2  | 200 | Jr.   | L/L | Orlando, Fla. / Timber Creek (Seminole State)                |
| 41  | Joel Sarver       | RHP    | 6-1  | 195 | Jr.   | R/R | Champaign, Ill. / Champaign Central (NW Florida State)       |
| 43  | Hale Sims         | RHP    | 6-4  | 290 | Sr.   | R/R | Paducah, Ky. / St. Mary (John A. Logan)                      |
| 44  | Cameron Hansen    | RHP    | 6-5  | 235 | So.   | R/R | Hendersonville, Tenn. / Hendersonville (Chattanooga State)   |
| 45  | Miles Langhorne   | RHP    | 6-4  | 210 | R-Fr. | R/R | Greenwich, Conn. / Greenwich (Vanderbilt)                    |
| 46  | Matt Little       | LHP    | 6-1  | 180 | So.   | L/L | Fayetteville, N.C. / Cape Fear (Pitt CC)                     |
| 47  | Aubrey Gillentine | RHP    | 6-3  | 233 | Sr.   | R/R | Amory, Miss. / Amory (Southern Miss)                         |
| 51  | Wyatt Hudepohl    | RHP    | 6-4  | 220 | Jr.   | R/R | Cincinnati, Ohio / St. Xavier (Kentucky)                     |
| 52  | Tony Rossi        | RHP    | 6-3  | 230 | Jr.   | R/R | Lake Mary, Fla. / Lake Mary (State College of Florida)       |
| 53  | Nick Cosentino    | RHP    | 6-4  | 205 | Jr.   | R/R | Pittsburgh, Pa. / Pittsburgh CAPA (State College of Florida) |
| 55  | Donye Evans       | RHP    | 6-6  | 220 | Jr.   | R/R | Decatur, Ga. / Redan (Vanderbilt)                            |

## ALPHABETICAL ROSTER

|    |                    |
|----|--------------------|
| 22 | Butcher, Will      |
| 36 | Casciola, Anthony  |
| 24 | Clark, Calvert     |
| 38 | Conte, Sam         |
| 53 | Cosentino, Nick    |
| 33 | Cunningham, Jake   |
| 35 | Dearman, Clark     |
| 3  | DeFranco, Dante    |
| 6  | Dragum, Jack       |
| 55 | Evans, Donye       |
| 1  | Fisher, Cam        |
| 47 | Gillentine, Aubrey |
| 44 | Hansen, Cameron    |
| 9  | Hopson, Kaden      |
| 51 | Hudepohl, Wyatt    |
| 8  | Jackson, Blake     |
| 14 | Knight, Austin     |
| 47 | Kouneski, Jakob    |
| 37 | Kramer, Collin     |
| 46 | Little, Matt       |
| 27 | Lothes, Christian  |
| 34 | Michelson, Evan    |
| 23 | Nolan, Spencer     |
| 17 | Patrick, Josh      |
| 52 | Rossi, Tony        |
| 41 | Sarver, Joel       |
| 43 | Sims, Hale         |
| 40 | Spolyar, Andrew    |
| 19 | Stahlman, Brandon  |
| 2  | Suarez, JD         |
| 29 | Thompson, Paxton   |
| 26 | Tyndall, Drew      |
| 12 | Wathan, Huck       |
| 21 | Weisner, Eli       |
| 11 | Wilson, AJ         |
| 32 | Yarbro, Breven     |

- 20 **Head Coach:** Robert Woodard (North Carolina '07), 4th Season  
 10 **Associate Head Coach:** Toby Bicknell (Wingate '02), 4th Season  
 16 **Assistant Coach/Hitting Coordinator:** Phillip Cebuhar (Arkansas - Fort Smith '18), 2nd Season  
**Pitching Coordinator:** Michael Oh (North Carolina '21), 1st Season  
 42 **Director of Player Development:** Tyler Simmons (Wingate '16), 7th Season  
 28 **Director of Baseball Performance:** Eric McKibban (Evansville '16), 3rd Season

## PRONUNCIATION GUIDE

|    |                |                         |
|----|----------------|-------------------------|
| 12 | Wathan         | <b>WAH-thin</b>         |
| 19 | Stahlman       | <b>STALL-min</b>        |
| 21 | Weisner        | <b>WEES-ner</b>         |
| 26 | Tyndall        | <b>TIN-dull</b>         |
| 27 | Lothes         | <b>LOW-thiss</b>        |
| 32 | Breven Yarbro  | <b>BREV-ehn YAR-bro</b> |
| 34 | Michelson      | <b>MIKE-ul-son</b>      |
| 36 | Casciola       | <b>CASS-ee-oh-lah</b>   |
| 38 | Conte          | <b>CON-tee</b>          |
| 40 | Spolyar        | <b>SPOLL-yurr</b>       |
| 41 | Sarver         | <b>SARR-vurr</b>        |
| 45 | Langhorne      | <b>LANG-horn</b>        |
| 47 | Gillentine     | <b>GILL-in-tine</b>     |
| 51 | Hudepohl       | <b>HUE-di-pull</b>      |
| 52 | Rossi          | <b>ROSS-ee</b>          |
| 54 | Cosentino      | <b>cah-sen-TEE-noh</b>  |
| 55 | Donye          | <b>DON-yay</b>          |
| AC | Toby Bicknell  | <b>BICK-null</b>        |
| AC | Philip Cebuhar | <b>SEEB-uh-har</b>      |

## BY CLASS

### FRESHMAN (12)

Calvert Clark  
Spencer Nolan

### SOPHOMORE (10)

Dante DeFranco  
Cam Fisher  
Cameron Hansen  
Blake Jackson  
Collin Kramer  
Matt Little  
JD Suarez  
Drew Tyndall  
Huck Wathan  
Breven Yarbro

### JUNIOR (17)

Will Butcher  
Sam Conte  
Jake Cunningham  
Kaden Hopson  
Christian Lothes  
Josh Patrick  
Joel Sarver  
Brandon Stahlman  
AJ Wilson  
Anthony Casciola  
Nick Cosentino  
Donye Evans  
Wyatt Hudepohl  
Evan Michelson  
Tony Rossi  
Andrew Spolyar  
Paxton Thompson

### SENIOR (5)

Jack Dragum  
Aubrey Gillentine  
Austin Knight  
Hale Sims  
Eli Weisner

### GRADUATE (1)

Clark Dearman





## ROSTER BY POSITION

### RIGHT-HANDED PITCHERS (14)

|    |                        |       |
|----|------------------------|-------|
| 24 | Calvert Clark.....     | Fr.   |
| 29 | Paxton Thompson.....   | Jr.   |
| 32 | Breven Yarbro.....     | So.   |
| 34 | Evan Michelson.....    | Jr.   |
| 36 | Anthony Casciola.....  | Jr.   |
| 41 | Joel Sarver.....       | Jr.   |
| 43 | Hale Sims.....         | Sr.   |
| 44 | Cameron Hansen.....    | So.   |
| 45 | Miles Langhorne.....   | R-Fr. |
| 47 | Aubrey Gillentine..... | Sr.   |
| 51 | Wyatt Hudepohl.....    | Jr.   |
| 52 | Tony Rossi.....        | Jr.   |
| 53 | Nick Cosentino.....    | Jr.   |
| 55 | Donye Evans.....       | Jr.   |

### LEFT-HANDED PITCHERS (7)

|    |                       |     |
|----|-----------------------|-----|
| 11 | AJ Wilson.....        | Jr. |
| 27 | Christian Lothes..... | Jr. |
| 35 | Clark Dearman.....    | Gr. |
| 37 | Collin Kramer.....    | So. |
| 38 | Sam Conte.....        | Jr. |
| 40 | Andrew Spolyar.....   | Jr. |
| 46 | Matt Little.....      | So. |

### CATCHERS (3)

|    |                   |     |
|----|-------------------|-----|
| 9  | Kaden Hopson..... | Jr. |
| 12 | Huck Wathan.....  | So. |
| 26 | Drew Tyndall..... | So. |

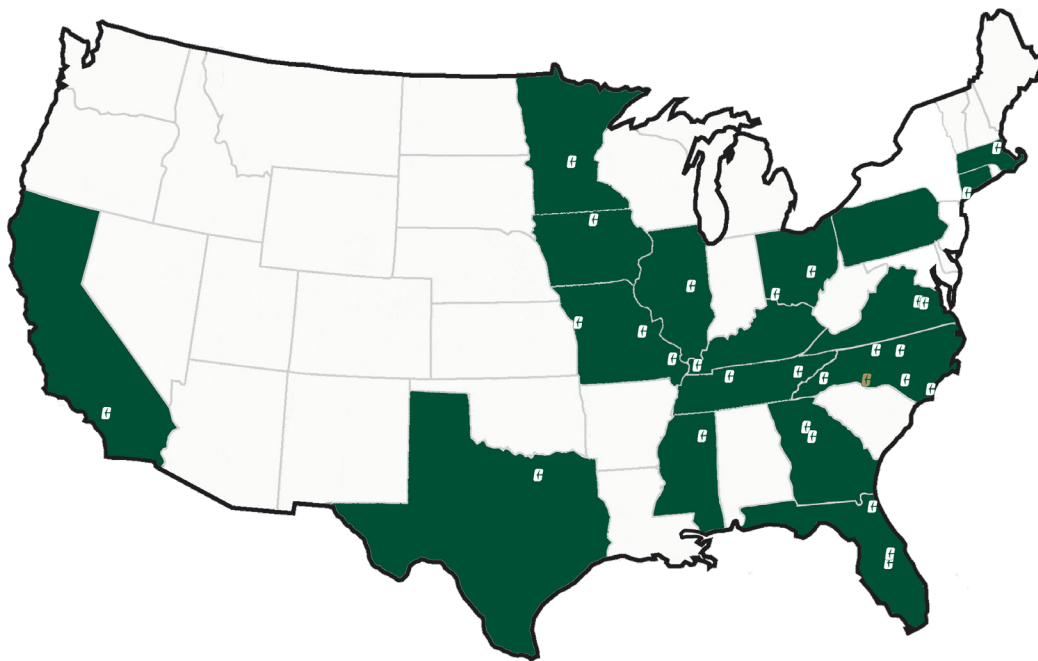
### INFELDERS (9)

|    |                       |     |
|----|-----------------------|-----|
| 2  | JD Suarez.....        | So. |
| 3  | Dante DeFranco.....   | So. |
| 6  | Jack Dragum.....      | Sr. |
| 14 | Austin Knight.....    | Sr. |
| 17 | Josh Patrick.....     | Jr. |
| 19 | Brandon Stahlman..... | Jr. |
| 21 | Eli Weisner.....      | Sr. |
| 22 | Will Butcher.....     | Jr. |
| 23 | Spencer Nolan.....    | Fr. |

### OUTFIELDERS (4)

|    |                      |     |
|----|----------------------|-----|
| 1  | Cam Fisher.....      | So. |
| 8  | Blake Jackson.....   | So. |
| 24 | Calvert Clark.....   | Fr. |
| 33 | Jake Cunningham..... | Jr. |

## WHERE YA FROM?



### CALIFORNIA (1)

Redwoods..... Kaden Hopson

### CONNECTICUT (1)

Greenwich..... Miles Langhorne

### FLORIDA (4)

Jacksonville..... Austin Knight  
 Evan Michelson  
 Lake Mary..... Tony Rossi  
 Orlando..... Andrew Spolyar

### GEORGIA (2)

Decatur..... Donye Evans  
 Milton..... Clark Dearman

### ILLINOIS (1)

Champaign..... Joel Sarver

### IOWA (1)

St. Ansgar..... Collin Kramer

### KENTUCKY (1)

Paducah..... Hale Sims

### MASSACHUSETTS (1)

Andover..... Sam Conte

### MINNESOTA (1)

St. Michael..... Paxton Thompson

### MISSISSIPPI (1)

Amory..... Aubrey Gillentine

### MISSOURI (3)

Chaffee..... Breven Yarbro  
 Kansas City..... Josh Patrick  
 Union..... Brandon Stahlman

### NORTH CAROLINA (11)

Arden..... Will Butcher  
 Charlotte..... Anthony Casciola  
 Calvert Clark  
 Jake Cunningham  
 JD Suarez  
 Huck Wathan  
 Fayetteville..... Matt Little  
 Hillsborough..... Dante DeFranco  
 Pilot Mountain..... AJ Wilson  
 Wilmington..... Spencer Nolan  
 Drew Tyndall

### OHIO (2)

Cincinnati..... Wyatt Hudepohl  
 Hebron..... Christian Lothes

### PENNSYLVANIA (1)

Pittsburgh..... Nick Cosentino

### TENNESSEE (2)

Hendersonville..... Cameron Hansen  
 Knoxville..... Cam Fisher

### TEXAS (1)

Coppell..... Blake Jackson

### VIRGINIA (2)

Glen Allen..... Eli Weisner  
 Mechanicsville..... Jack Dragum



## INSIDE CONFERENCE USA

### 2023 CONFERENCE USA STANDINGS

| School           | C-USA        | Pct.        | Streak    |
|------------------|--------------|-------------|-----------|
| Dallas Baptist   | 23-4         | .852        | W4        |
| UTSA             | 19-7         | .731        | L3        |
| WKU              | 15-12        | .556        | W5        |
| <b>CHARLOTTE</b> | <b>14-12</b> | <b>.538</b> | <b>W1</b> |
| Florida Atlantic | 14-13        | .519        | W1        |
| Middle Tennessee | 14-13        | .519        | L1        |
| Louisiana Tech   | 14-13        | .519        | L1        |
| FIU              | 7-20         | .259        | L1        |
| Rice             | 7-20         | .259        | L10       |
| UAB              | 7-20         | .259        | W1        |

| Overall      | Pct.        | Home         | Away         | Neutral    | Streak    |
|--------------|-------------|--------------|--------------|------------|-----------|
| 40-12        | .769        | 24-4         | 15-8         | 1-0        | W5        |
| 36-16        | .692        | 25-8         | 11-8         | ---        | L4        |
| 30-22        | .577        | 24-11        | 6-11         | ---        | W3        |
| <b>26-25</b> | <b>.510</b> | <b>16-12</b> | <b>10-13</b> | <b>---</b> | <b>W2</b> |
| 31-22        | .585        | 25-9         | 6-13         | ---        | W2        |
| 25-24        | .510        | 17-12        | 7-10         | 1-2        | L1        |
| 26-27        | .491        | 18-11        | 8-16         | ---        | L1        |
| 20-32        | .385        | 18-17        | 2-15         | ---        | L2        |
| 19-34        | .358        | 10-16        | 8-16         | 1-2        | W1        |
| 16-34        | .320        | 8-12         | 5-16         | 3-7        | W1        |

### PRESEASON POLL RESULTS

| Rk.       | School (First-place votes) | Points    |
|-----------|----------------------------|-----------|
| 1.        | Louisiana Tech (5)         | 91        |
| 2.        | Dallas Baptist (4)         | 90        |
| 3.        | Florida Atlantic           | 74        |
| <b>4.</b> | <b>CHARLOTTE (1)</b>       | <b>70</b> |
| 5.        | UTSA                       | 66        |
| T6.       | Middle Tennessee           | 39        |
| T6.       | UAB                        | 39        |
| 8.        | Rice                       | 32        |
| 9.        | FIU                        | 28        |
| 10.       | WKU                        | 21        |

### 2023 C-USA PLAYERS OF THE WEEK

|          |              |                            |
|----------|--------------|----------------------------|
| Feb. 20  | Hitter.....  | <b>AUSTIN KNIGHT, CLT</b>  |
|          | Pitcher..... | Braxton Bragg, DBU         |
| Feb. 27  | Hitter.....  | Philip Matulia, LA Tech    |
|          | Pitcher..... | Simon Miller, UTSA         |
| March 6  | Hitter.....  | Antonio Valdez, UTSA       |
|          | Pitcher..... | Brooks Walton, UAB         |
| March 13 | Hitter.....  | Nolan Schanuel, FAU        |
|          | Pitcher..... | Devyn Terbrak, WKU         |
| March 20 | Hitter.....  | Caleb Hill, UTSA           |
|          | Pitcher..... | <b>CAMERON HANSEN, CLT</b> |
| March 27 | Hitter.....  | Brayton Brown, UAB         |
|          | Pitcher..... | Ryan Johnson, DBU          |
| April 3  | Hitter.....  | Ethan Mann, DBU            |
|          | Pitcher..... | Parker Smith, Rice         |
| April 10 | Hitter.....  | Nolan Schanuel, FAU        |
|          | Pitcher..... | James Sells, MT            |
| April 17 | Hitter.....  | Tristin Garcia, WKU        |
|          | Pitcher..... | <b>WYATT HUDEPOHL, CLT</b> |
| April 24 | Hitter.....  | Jace Grady, DBU            |
|          | Pitcher..... | <b>CAMERON HANSEN, CLT</b> |
| May 1    | Hitter.....  | Ty Crittenger, WKU         |
|          | Pitcher..... | Brooks Walton, UAB         |
| May 8    | Hitter.....  | Nathan Humphreys, DBU      |
|          | Pitcher..... | Robert Wegielnik, FAU      |
| May 15   | Hitter.....  | Grant Jay, DBU             |
|          | Pitcher..... | Robert Wegielnik, FAU      |
| May 22   | Hitter.....  |                            |
|          | Pitcher..... |                            |

### AROUND THE HORN IN C-USA

|                         |  |
|-------------------------|--|
| <b>Charlotte</b>        | at FIU (L/L/W), at South Carolina (W)                    |
|                         | vs. Middle Tennessee (Thu./Fri./Sat.)                    |
| <b>Dallas Baptist</b>   | at #22 UTSA (W/W/W), No Midweek                          |
|                         | vs. WKU (Thu./Fri./Sat.)                                 |
| <b>Florida Atlantic</b> | vs. Louisiana Tech (W/L/W), vs. FGCU (W)                 |
|                         | at UAB (Thu./Fri./Sat.)                                  |
| <b>FIU</b>              | vs. Charlotte (W/W/L), vs. #6 Miami (L)                  |
|                         | at Rice (Thu./Fri./Sat.)                                 |
| <b>LA Tech</b>          | at Florida Atlantic (L/W/L), No Midweek                  |
|                         | vs. #30 UTSA (Thu./Fri./Sat.)                            |
| <b>Middle Tennessee</b> | vs. UAB (W/W/L), at #6 Vanderbilt (Canceled)             |
|                         | at Charlotte (Thu./Fri./Sat.)                            |
| <b>Rice</b>             | at WKU (L/L/L), vs. Prairie View A&M (W)                 |
|                         | vs. FIU (Thu./Fri./Sat.)                                 |
| <b>UAB</b>              | at Middle Tennessee (L/L/W), at Samford (Canceled)       |
|                         | vs. Florida Atlantic (Thu./Fri./Sat.)                    |
| <b>UTSA</b>             | vs. #16 Dallas Baptist (L/L/L), at Abilene Christian (L) |
|                         | at Louisiana Tech (Thu./Fri./Sat.)                       |
| <b>WKU</b>              | vs. Rice (W/W/W), No Midweek                             |
|                         | at #14 Dallas Baptist (Thu./Fri./Sat.)                   |

### PRESEASON ALL-CONFERENCE TEAM

|            |                        |            |
|------------|------------------------|------------|
| C          | Jorge Corona           | LA Tech    |
| <b>INF</b> | <b>JACK DRAGUM</b>     | <b>CLT</b> |
| <b>INF</b> | <b>AUSTIN KNIGHT</b>   | <b>CLT</b> |
| INF        | Leyton Barry           | UTSA       |
| INF        | Tristin Garcia         | WKU        |
| OF         | Nolan Schanuel         | FAU        |
| <b>OF</b>  | <b>JAKE CUNNINGHAM</b> | <b>CLT</b> |
| <b>OF</b>  | <b>CAM FISHER</b>      | <b>CLT</b> |
| DH         | Christian Hall         | UAB        |
| UTL        | Jake Vetetoe           | MT         |
| SP         | Luke Malone            | UTSA       |
| SP         | Jonathan Fincher       | LA Tech    |
| SP         | Jadem Hamm             | MT         |
| SP         | Hunter Cooley          | FAU        |
| RP         | Daniel Shafer          | UTSA       |
| RP         | Simon Miller           | UTSA       |

### CONFERENCE USA PRESEASON PLAYER OF THE YEAR

|    |                |                  |
|----|----------------|------------------|
| OF | Nolan Schanuel | Florida Atlantic |
|----|----------------|------------------|

### CONFERENCE USA PRESEASON PITCHER OF THE YEAR

|    |                  |                |
|----|------------------|----------------|
| SP | Jonathan Fincher | Louisiana Tech |
|----|------------------|----------------|



### CONFERENCE USA IN THE POLLS

(BASEBALL AMERICA / COLLEGIATE BASEBALL / D1 BASEBALL / NCBWA / USA TODAY)

|                    | CLT       | DBU            | FAU          | FIU       | LA TECH      | MT         | RICE      | UAB       | UTSA           | WKU          |
|--------------------|-----------|----------------|--------------|-----------|--------------|------------|-----------|-----------|----------------|--------------|
| Preseason          | -/-/-/RV  | -/41/-/RV      | -/RV/-/-     | -/-/-/-   | -/40/-/RV/RV | -/-/-/-    | -/-/-/RV  | -/-/-/-   | -/-/-/-        | -/-/-/-      |
| Week 1 (Feb. 20)   | -/-/-/INP | -/-/-/RV/INP   | -/-/-/RV/INP | -/-/-/INP | -/-/-/INP    | -/-/-/INP  | -/-/-/INP | -/-/-/INP | -/-/-/INP      | -/-/-/RV/INP |
| Week 2 (Feb. 27)   | -/-/-/-   | -/-/-/RV/RV    | -/-/-/RV/-   | -/-/-/-   | -/-/-/-      | -/-/-/RV/- | -/-/-/-   | -/-/-/-   | -/-/-/-        | -/-/-/RV/-   |
| Week 3 (March 6)   | -/-/-/-   | -/-/-/RV/RV    | -/-/-/-      | -/-/-/-   | -/-/-/RV/-   | -/-/-/-    | -/-/-/-   | -/-/-/-   | -/-/-/RV/-     | -/-/-/-      |
| Week 4 (March 13)  | -/-/-/-   | -/-/-/RV/RV    | -/-/-/-      | -/-/-/-   | -/-/-/-      | -/-/-/-    | -/-/-/-   | -/-/-/-   | -/-/-/RV/-     | -/-/-/-      |
| Week 5 (March 20)  | -/-/-/-   | -/-/-/RV/-     | -/-/-/-      | -/-/-/-   | -/-/-/-      | -/-/-/-    | -/-/-/-   | -/-/-/-   | -/-/-/RV/-     | -/-/-/-      |
| Week 6 (March 27)  | -/-/-/-   | -/-/-/RV/RV    | -/-/-/-      | -/-/-/-   | -/-/-/-      | -/-/-/-    | -/-/-/-   | -/-/-/-   | -/-/-/RV/RV    | -/-/-/-      |
| Week 7 (April 3)   | -/-/-/-   | -/-/-/RV/RV    | -/-/-/-      | -/-/-/-   | -/-/-/-      | -/-/-/-    | -/-/-/-   | -/-/-/-   | 24/-/-/27/RV   | -/-/-/-      |
| Week 8 (April 10)  | -/-/-/-   | -/-/-/29/RV    | -/-/-/-      | -/-/-/-   | -/-/-/-      | -/-/-/-    | -/-/-/-   | -/-/-/-   | -/-/-/RV/RV    | -/-/-/-      |
| Week 9 (April 17)  | -/-/-/-   | 21/26/-/23/RV  | -/-/-/-      | -/-/-/-   | -/-/-/-      | -/-/-/-    | -/-/-/-   | -/-/-/-   | 22/25/25/23/RV | -/-/-/-      |
| Week 10 (April 24) | -/-/-/-   | 19/20/19/17/20 | -/-/-/-      | -/-/-/-   | -/-/-/-      | -/-/-/-    | -/-/-/-   | -/-/-/-   | 23/-/25/28/RV  | -/-/-/-      |
| Week 11 (May 1)    | -/-/-/-   | 16/18/16/12/18 | -/-/-/-      | -/-/-/-   | -/-/-/-      | -/-/-/-    | -/-/-/-   | -/-/-/-   | 22/-/22/25/RV  | -/-/-/-      |
| Week 12 (May 8)    | -/-/-/-   | 16/29/18/17/18 | -/-/-/-      | -/-/-/-   | -/-/-/-      | -/-/-/-    | -/-/-/-   | -/-/-/-   | 23/-/22/22/24  | -/-/-/-      |
| Week 13 (May 15)   | -/-/-/-   | 15/22/17/14/17 | -/-/-/-      | -/-/-/-   | -/-/-/-      | -/-/-/-    | -/-/-/-   | -/-/-/-   | -/-/-/30/RV    | -/-/-/-      |
| Week 14 (May 22)   |           |                |              |           |              |            |           |           |                |              |
| Week 15 (May 30)   |           |                |              |           |              |            |           |           |                |              |
| Final              |           |                |              |           |              |            |           |           |                |              |



## ACROSS THE DIAMOND

### MIDDLE TENNESSEE PREVIEW

#### The Middle Tennessee Series

Charlotte and Middle Tennessee have met 23 times heading into the final weekend of the regular season, with the Blue Raiders leading the series by three, 13-10. MT took the season series last season in Murfreesboro with wins in the first and third games of the series while CLT took the middle matchup. The two sides have met in each of the two most recent Conference USA Championships, with Middle Tennessee getting the jump on the then-top-seeded Niners in 2021 before Charlotte returned the favor in an elimination game last year. The Green and White's 22-0 victory over Middle Tennessee in seven innings in last year's event holds the record as the largest margin of victory in any game played in the Conference USA Championships.

#### Scouting the Blue Raiders

Like Charlotte, Middle Tennessee enters the final weekend of the season one game above .500 with a 25-24 record. The Blue Raiders are also just one game above .500 in league play at 14-13 heading into Thursday, just a half-game behind the 49ers and sitting in the middle of the logjam that sees third place through seventh place separated by just one game. Middle Tennessee won its most recent C-USA series by taking the first two games last weekend against UAB, snapping a streak of two consecutive weekend series lost. After having their final midweek game of the season at Vanderbilt on Tuesday canceled, MT officially enters the last series of the season with the second-best batting average in Conference USA at .294, putting them in the top 75 of the country.

#### Leading MT

Five Blue Raiders are hitting north of .300 this season, led by Brett Coker with a .345 batting average and 68 hits to tie with JT Mabry for the most knocks on the team. Mabry is second on the squad with a .333 batting average and paces MT with 14 doubles this season while sitting second with 36 RBIs. Jeremiah Boyd leads the Blue Raiders with 45 runs driven in and is the only Middle Tennessee player with 100 total bases thanks to a team-leading 12 home runs and seven doubles as part of his 57 hits this year. Boyd is hitting .317 on the season while Briggs Rutter and Luke Vinson are both sitting at .331 to round out the five players above the .300 mark. Middle Tennessee has struggled slightly on the mound with a 6.12 ERA as a team and it's Friday starter Jaden Hamm leading the way with a 4.29 individual mark. Hamm has started in every weekend series and has one complete game shutout, leading the team with 83 strikeouts in 71.1 innings of work - both team-highs. James Sells is second on MT with 58.1 innings of work despite not starting a game thanks to a team-high 23 appearances.

## HEAD TO HEAD

| CHARLOTTE     |  | RECORD                  | MIDDLE TENNESSEE |  |
|---------------|--|-------------------------|------------------|--|
| 26-25         |  |                         | 25-24            |  |
| 3-2           |  | LAST 5 GAMES            | 3-2              |  |
| .257          |  | BATTING AVG.            | .294             |  |
| .381          |  | ON BASE PCT.            | .371             |  |
| 437           |  | HITS                    | 500              |  |
| 338           |  | RUNS                    | 322              |  |
| 4.98          |  | ERA                     | 6.12             |  |
| 494           |  | STRIKEOUTS              | 367              |  |
| .244          |  | OPP. BATTING AVG.       | .290             |  |
| FISHER (.320) |  | BATTING AVG. LEADER     | COKER (.345)     |  |
| HANSEN (3.55) |  | ERA LEADER (1 IP/TM GM) | HAMM (4.29)      |  |

#### SERIES VS. MIDDLE TENNESSEE

**Record: 10-13**  
**Conference USA Record: 9-12**  
**C-USA Tournament Record: 1-1**  
**Home Record: 5-4**  
**Road Record: 4-8**  
**Neutral Site Record: 1-1**  
**Last Win: May 26, 2022 (22-0, 7 Inn.)**

#### LAST 10 GAMES VS. MIDDLE TENNESSEE (5-5)

| Date      | Site | Result | Score    |
|-----------|------|--------|----------|
| 5/26/2022 | N1   | W      | 22-0 (7) |
| 4/16/2022 | A*   | L      | 7-10     |
| 4/15/2022 | A*   | W      | 10-5     |
| 4/14/2022 | A*   | L      | 3-4 (11) |
| 5/26/2021 | N2   | L      | 2-7      |
| 5/5/2019  | H*   | W      | 5-0      |
| 5/4/2019  | H*   | L      | 2-3      |
| 5/3/2019  | H*   | W      | 4-2      |
| 3/25/2018 | A*   | W      | 7-5      |
| 3/24/2018 | A*   | L      | 2-12     |

\* Conference USA Game

N1 - Conference USA Tournament (Hattiesburg, Miss.)

N2 - Conference USA Tournament (Ruston, La.)

#### CAREER BATTING STATISTICS VS. MIDDLE TENNESSEE

| Name            | GP | AVG  | AB | H  | RBI | BB | SO |
|-----------------|----|------|----|----|-----|----|----|
| Cam Fisher      | 4  | .471 | 17 | 8  | 2   | 4  | 5  |
| JD Suarez       | 2  | .000 | 2  | 0  | 0   | 0  | 0  |
| Dante DeFranco  | 3  | ---  | 0  | 0  | 0   | 0  | 0  |
| Jack Dragum     | 5  | .478 | 23 | 11 | 8   | 3  | 3  |
| Kaden Hopson    | 4  | .111 | 18 | 2  | 3   | 0  | 5  |
| Austin Knight   | 5  | .353 | 17 | 6  | 6   | 4  | 1  |
| Will Butcher    | 5  | .200 | 15 | 3  | 5   | 2  | 3  |
| Drew Tyndall    | 3  | .125 | 8  | 1  | 0   | 0  | 3  |
| Jake Cunningham | 5  | .353 | 17 | 6  | 6   | 3  | 4  |

#### CAREER PITCHING STATISTICS VS. MIDDLE TENNESSEE

| Name              | APP | ERA  | IP  | ER | H | BB | K |
|-------------------|-----|------|-----|----|---|----|---|
| AJ Wilson         | 1   | 0.00 | 1.1 | 0  | 1 | 0  | 2 |
| Paxton Thompson   | 1   | 0.00 | 1.0 | 0  | 0 | 0  | 1 |
| Collin Kramer     | 2   | 1.08 | 8.1 | 1  | 5 | 0  | 8 |
| Hale Sims         | 2   | 1.42 | 6.1 | 1  | 7 | 4  | 9 |
| Cameron Hansen    | 1   | 0.00 | 1.0 | 0  | 0 | 0  | 0 |
| Aubrey Gillentine | 1   | 0.00 | 1.0 | 0  | 0 | 0  | 0 |
| Tony Rossi        | 2   | 0.00 | 2.2 | 0  | 1 | 0  | 2 |





# HEAD COACH ROBERT WOODARD

## #20 4TH SEASON • NORTH CAROLINA '07

On July 1, 2019, Robert Woodard returned home to the Queen City as the fifth Head Coach of the Charlotte 49ers Baseball program. He did so coming off of being an assistant coach at his alma mater, North Carolina, for three seasons. Woodard, a Charlotte native, has also served as pitching coach at UNCW and Virginia Tech.

In 2022, the 49ers were ranked for the second season in a row, en route to a 36-22 record. Charlotte had its first back-to-back seasons with All-Americans since the 2007 and '08 campaigns when David McCabe took home NCBWA Third Team All-America honors. The 2022 squad had one of the best offensive seasons in program history, setting the program record for walks with 371. The Niners had seven different offensive categories rank inside the top five in a single season in program history, highlighted by a second-best mark of 99 home runs. In the 2022 Conference USA Tournament, CLT set a C-USA record by defeating Middle Tennessee 22-0 in the largest margin of victory in a C-USA Tournament game.

In his first full season of 2021, Woodard guided the 49ers to a 40-win season, Conference USA Regular Season Championship and berth back into NCAA Postseason play for the first time since the 2011 season. The 49ers clinched the league's east division title with a series-opening 9-6 win at Rice on May 21st before clinch the out-right regular season title the next evening with a come-from-behind 6-4 win in game two of the DH. The first postseason berth sent the Niners to the NCAA Greenville Regional where they immediately picked up a 13-10 win over Maryland in their return to June baseball on June 4th. Woodard, who took home C-USA's Keith LeClair Coach of the Year honors, also guided the Niners to 10 other postseason awards from the league, led by All-American Austin Knight winning the league's Player of the Year and Newcomer of the Year honors while also being a semifinalist for both the Golden Spikes Award and Dick Howser Trophy.

In the shortened 2020 season, Woodard picked up his first victory with the Niners in dramatic fashion with a 5-4, 11-inning victory over VCU on February 15th. The first year skipper led the 49ers to nine wins in the 17-game season (shortened due to the COVID-19 Pandemic) that included a seven-game home win streak with a four-game sweep over UMBC and three-game sweep vs. St. John's. Charlotte ended the season on a strong note picking up a 9-8 road win at #9 NC State on March 10th. In his first season in Charlotte, Woodard immediately set up new fan-friendly events off the field which included a homecoming golf tournament, bringing back the fall world series and introducing the inaugural First Pitch Dinner. Introducing new, modern technology and training with the team was also a priority as the 49ers partnered with P3 out of St. Louis for superior baseball training based on each student-athlete's unique needs. Woodard also introduced Rapsodo and Blast Motion, both data-driven sports technology, for additional team improvements off the field.

Woodard began his coaching career with Carolina prior to the 2010 postseason, which he followed by two full seasons as an assistant with the Tar Heels. Woodard's first stint as a full-time pitching coach came in 2013 at UNCW where the Seahawks finished the 2013 campaign 38-23 and 18-8 in the Colonial Athletic Association and advanced to the NCAA Charlottesville Regional. Following his one season in Wilmington, Woodard spent three seasons as the pitching coach at Virginia Tech before returning to UNC in 2016. He was promoted during his second year with the Hokies, rising to the top assistant position as well as being named recruiting coordinator.

After working with USA Baseball in 2016, Woodard was hired as the pitching coach of his alma mater. Woodard's return to Chapel Hill was a successful one as the Tar Heels finished 49-14 and won the ACC Coastal Division title outright. Woodard and the Tar Heel pitching staff had another successful campaign during the 2018 season as they helped lead Carolina back to the College World Series with a 44-20 overall record. In Woodard's final season as the Tar Heels pitching coach, the team finished with a 46-19 overall record (17-13 ACC).

As a player, Woodard attended UNC after a standout prep career at Myers Park High School in Charlotte. He was part of a #1 nationally ranked recruiting class that featured future first round selections Andrew Miller, and Daniel Bard. In his four seasons in Chapel Hill, Woodard helped transform the UNC program into one of the most successful in all of college baseball that saw the Tar Heels win 195 games and advance to back-to-back College World Series Finals in 2006 and 2007. Woodard was drafted in the 46th round of the 2006 MLB Draft by St. Louis but opted to return to school after his junior year, after which he was drafted in the 20th round to San Diego. He finished his collegiate career as the winningest pitcher in UNC history with a career 34-5 record. Woodard was a three-time All-ACC performer and the 2006-07 recipient of the Patterson Medal, Carolina's highest athletic honor. He spent parts of three seasons in the Padres organization, rising to AAA Portland on two occasions and pitching with the MLB club in exhibition games in San Diego and Anaheim before retiring from professional baseball in 2010, to begin his coaching career.

### WOODARD'S COACHING RECORD

| Year          | Team                    | GC         | W          | L         | Pct.        | Conference            | GC        | W         | L         | Pct.        | Finish |
|---------------|-------------------------|------------|------------|-----------|-------------|-----------------------|-----------|-----------|-----------|-------------|--------|
| 2020          | Charlotte               | 17         | 9          | 8         | .529        | Conference USA        | -         | -         | -         | -           | -      |
| 2021          | Charlotte               | 61         | 40         | 21        | .656        | Conference USA        | 32        | 24        | 8         | .750        | 1st    |
| 2022          | Charlotte               | 58         | 36         | 22        | .621        | Conference USA        | 30        | 17        | 13        | .567        | 7th    |
| 2023          | Charlotte               | 51         | 26         | 25        | .510        | Conference USA        | 26        | 14        | 12        | .538        | -      |
| <b>Totals</b> | <b>Charlotte Career</b> | <b>187</b> | <b>111</b> | <b>76</b> | <b>.596</b> | <b>Conference USA</b> | <b>88</b> | <b>55</b> | <b>33</b> | <b>.625</b> |        |



## THE COACHING STAFF



### TOBY BICKNELL

**Associate Head Coach • Fourth Season  
Wingate '02**

Coach Toby Bicknell, Driveline Hitting Certified, enters his fourth season with the 49ers in 2023. Known for a tireless work ethic and passion for the game, Bicknell brings a wealth of experience with over 20 years of coaching that began in the Charlotte region.

Bicknell has a combined 22 years of coaching, scouting, and recruiting experience from just about every level of baseball. He spent seven years coaching high school and travel baseball in the Charlotte area before moving to

the collegiate level in the fall of 2004.

Beginning in August 2016, Bicknell was the Texas Scouting Director for Prep Baseball Report, spearheading grass-roots state-wide scouting efforts. In a very short time, PBR Texas became the most trusted resource for amateur baseball scouting in the state. Before moving to Texas, Bicknell spent the 2016 season at the University of Kentucky as the recruiting coordinator for Head Coach Gary Henderson.

Before Kentucky, Bicknell spent five seasons at The United States Air Force Academy. Three of Air Force's recruiting classes were ranked in the Top-100, highlighted by eight players selected in the MLB Draft. Including his coaching duties, Bicknell was also an instructor in Combatives and Water Survival.

Prior to the Air Force Academy, Bicknell spent two seasons at Davidson where the 2009 team improved in eight offensive categories. Prior to Davidson, Bicknell was the volunteer assistant coach at Clemson, where he worked primarily with infielders and hitters along with coordinating summer camps. Prior to Clemson, Bicknell spent two years as an assistant coach at UNC-Pembroke where the Braves posted a record of 63-47 in those two years and received a national ranking as high as seventh.

In 2002, Bicknell started at third base for Wingate University. He earned a BA from Wingate in 2002, and an MA from UNC-Pembroke in 2006. A Charlotte native, Bicknell graduated from Charlotte Christian School in 1997 where he lettered in both Football and Baseball.



### MICHAEL OH

**Pitching Coordinator  
First Season • North Carolina '21**

Michael Oh joined the Charlotte baseball staff as the pitching coordinator in August of 2022.

Oh begins his coaching career in the same place his collegiate playing career concluded, after pitching for the 49ers as a graduate transfer during the 2022 season. He made 18 appearances with one start, posting a 4.81 ERA with 29 strikeouts in 24.1 innings of work.

Before coming to the Queen City, Oh spent two seasons playing for North Carolina in Chapel Hill, where he made six appearances over the 2021 and shortened 2020 seasons. Prior to North Carolina, he played for North Iowa Area Community College.

Oh graduated from North Carolina with a degree in Communications Studies in 2021 and received his MBA from Charlotte in 2022.

### PHILLIP CEBUHAR

**Assistant Coach/Hitting Coordinator  
Second Season • Arkansas - Fort Smith '18**

Cebuhar comes to Charlotte by way of Arkansas where he spent the last three seasons as a Graduate Assistant with the top-ranked Razorbacks. At Arkansas, Cebuhar assisted with offensive and hitting operations, worked with advanced scouting, data/analytics, field duties and other day-to-day operations. Cebuhar will be an Assistant Coach as well as Hitting Coordinator starting with the 2022 season.

In his first season with the Niners, Cebuhar helped Charlotte have one of its best offensive seasons in program history. The Green and White set a record for the most walks in program history with 371, which was the most in the country heading into Regionals. The 49ers had multiple offensive categories rank in the top-five for a single season in 2022, including 489 runs (third-most), 99 home runs (second-most), 455 RBIs (third-most), .469 SLG% (fourth-highest), 66 HBP (third-most), .415 OBP (fourth-highest), and a +181 run differential (tied for third-best). Charlotte also hit 10 grand slams this season, which is believed to be a program record.

CLT also set the program record for most home runs in a game with eight at Marshall and scored a total of 50 runs in the three-game series with the Thundering Herd - setting a program record for most runs scored in a three-game series and Conference USA series. Charlotte hit a program-record 10 doubles earlier in the season in one game against Western Illinois and matched the program benchmark by drawing 17 bases on balls in a single game against UTSA. In the Conference Tournament, the Niners set a C-USA record for the largest margin of victory in a tournament game with a 22-0 victory over Middle Tennessee.



### TYLER SIMMONS

**Director of Player Development  
Seventh Season • Wingate '16**

Simmons begins his seventh overall year with the program in 2023.

In 2020, Simmons assisted in bringing modern technology to the Niners with the additions of P3 out of St. Louis, Rapsodo and Blast Motion. Simmons was a featured speaker at the 2020 ABCA Convention demonstrating how the 49ers use Rapsodo and Blast Motion hitting in today's tech world.

From 2017-2019, Simmons had served as the Volunteer Assistant and Catching Coordinator with the 49ers. In 2018, catcher Harris Yett was named a semifinalist for the prestigious Johnny Bench award for the nation's top catchers and again in 2019. Yett went on to be drafted by the Baltimore Orioles in the 32nd round of the 2019 MLB Draft. Along with Yett, Simmons has helped six Niners go onto to play at the next level.

Simmons has a plethora of responsibility with the team assisting in the implementation of technology into the program and work closely with the team's data and analytics staff. In addition to overseeing the team's development, Simmons also oversees the day-to-day operations of the program, equipment, travel and nutrition.

Simmons spent his playing career at Wingate University from 2011-2016. Simmons helped lead the Bulldogs to one South Atlantic Conference regular season championship and NCAA Regional berth in 2014 and a SAC tournament championship in 2015. During his time at Wingate, Simmons started behind the plate, DH and at first base.

Simmons received his Bachelor of Science from Wingate in the fall 2015 and went on to receive his Masters of Art in Sport Management in the summer of 2017. Simmons, a Charlotte native, graduated from Charlotte Christian High School in 2011 where he met his wife Celeste. Together they have one son, John Tyler (JT), born November 2021.



## THE LAST TIME....

### A CHARLOTTE TEAM

|   |  |
|---|--|
| <b>Beat a ranked opponent</b> .....             | <b>May 16, 2023 at #9 South Carolina (11-9)</b>  |
| Won on a walk-off.....                          | March 28, 2023; 6-5 vs. Gardner-Webb (Jack Dragner scored on a wild pitch, 9th inning) |
| <b>Lost on a walk-off</b> .....                 | <b>May 13, 2023; 4-3 at FIU (Dante Girardi single, 9th inning)</b>                     |
| Won in extra innings.....                       | May 15, 2021; 6-4 at Rice, Game 2 (Two runs in top of 9th)                             |
| Lost in extra innings.....                      | March 3, 2023; 13-11 at #11 Virginia Tech (Two-run home run in bottom of 10th)         |
| Weekend series sweep.....                       | April 21-23, 2023 vs. UAB (4-1, 11-6, 2-0)   |
| Was swept in a weekend series.....              | April 28-30, 2023 at WKU (4-8, 3-5, 10-14)   |
| Scored 20 runs in a game.....                   | May 26, 2022 vs. Middle Tennessee, Conference USA Tournament, 7 Innings (22)           |
| Allowed 20 runs in a game.....                  | March 21, 2015 at FIU (1-23, 7 Inn.)   |
| <b>Had 15 hits in a game</b> .....              | <b>May 16, 2023 at #9 South Carolina (15)</b>  |
| Had 20 hits in a game.....                      | March 18, 2023 at Louisiana Tech (22)  |
| Allowed 15 hits in a game.....                  | April 30, 2023 at WKU (15)   |
| Allowed 20 hits in a game.....                  | February 14, 2020 vs. VCU (20)   |
| <b>Threw 10 strikeouts in a game</b> .....      | <b>May 16, 2023 at #9 South Carolina (11)</b>  |
| Threw 15+ strikeouts in a game.....             | May 5, 2023 vs. Florida Atlantic (15)  |
| <b>Struck out 10 times in a game</b> .....      | <b>May 13, 2023 at FIU (12)</b>  |
| <b>Struck out 15+ times in a game</b> .....     | <b>April 16, 2023 at #9 South Carolina (16)</b>  |
| Took 10 bases on balls in a game.....           | March 26, 2023 vs. Dallas Baptist (10)   |
| Took 15+ bases on balls in a game.....          | February 28, 2023 vs. UNC Asheville (15)   |
| <b>Issued 10+ walks in a game</b> .....         | <b>May 16, 2023 at #9 South Carolina (10)</b>  |
| Hit five HR in a game.....                      | April 30, 2023 at WKU (6)  |
| <b>Overcame a one-run deficit to win</b> .....  | <b>May 14, 2023 at FIU (Trailed 4-3 in fourth, won 9-6)</b>                            |
| Overcame a two-run deficit to win.....          | May 19, 2022 vs. Louisiana Tech (Trailed 2-0 in fourth, won 11-3)                      |
| Overcame a three-run deficit to win.....        | April 22, 2023 vs. UAB (Trailed 4-1 in third, won 11-6)                                |
| <b>Overcame a four-run deficit to win</b> ..... | <b>May 16, 2023 at #9 South Carolina (Trailed 4-0 in third, won 11-9)</b>              |
| Overcame a five+ run deficit to win.....        | April 6, 2023 vs. #24 UTSA, Game 2 (Trailed 7-0 in fourth, won 12-10)                  |
| Blew a one-run lead.....                        | April 29, 2023 at WKU (Led 3-2 in fifth, lost 5-3)                                     |
| Blew a two-run lead.....                        | May 5, 2023 vs. Florida Atlantic (Led 2-0 in eighth, lost 3-2)                         |
| <b>Blew a three-run lead</b> .....              | <b>May 13, 2023 at FIU (Led 3-0 in seventh, lost 4-3)</b>                              |
| Blew a four-run lead.....                       | April 16, 2022 at Middle Tennessee (Led 5-1 in sixth, lost 10-7)                       |
| Blew a five+ run lead.....                      | May 6, 2023 vs. Florida Atlantic (Led 6-0 in third, lost 10-9)                         |
| Shutout an opponent.....                        | April 23, 2023 vs. UAB (2-0)   |
| Had back-to-back shutouts.....                  | April 2-4, 2023 (5-0 at UAB, 10-0 vs. Radford, 7 Innings)                              |
| Was shutout in a game.....                      | May 25, 2022 vs. Louisiana Tech, Conference USA Tournament (4-0)                       |
| Turned three double plays in a game.....        | May 14 (Finished on 5-15), 2022 at Florida Atlantic (3)                                |

### A CHARLOTTE PLAYER

|                                       |  |
|---------------------------------------|--|
| Had eight at-bats in a game.....      | *May 14 (Finished on 5-15), 2022; Austin Knight at Florida Atlantic*                 |
| Had four hits in a game.....          | April 16, 2023; Brandon Stahlman at Rice   |
| Had five+ hits in a game.....         | May 7, 2023; Kaden Hopson vs. Florida Atlantic (5)                                   |
| Walked four+ times in a game.....     | March 3, 2023; Kaden Hopson at #11 Virginia Tech (4)                                 |
| <b>Had five+ RBIs in a game</b> ..... | <b>May 14, 2023; Jake Cunningham at FIU (5)</b>                                      |
| Hit multiple home runs in a game..... | April 30, 2023; Brandon Stahlman (2) and Kaden Hopson (2) at WKU                     |
| Hit a grand slam.....                 | May 7, 2023; Jake Cunningham vs. Florida Atlantic                                    |
| Hit an inside-the-park home run.....  | March 16, 2013; Nick Daddio vs. Siena  |
| Scored five runs in a game.....       | April 30, 2022; David McCabe at Marshall   |
| Stole three bases in a game.....      | March 16, 2018; Drew Ober vs. FIU  |
| Hit for the cycle.....                | April 11, 2009; Ryan Rivers vs. George Washington, Game One of a DH                  |
| .....                                 | Single in the 2nd, Triple in the 5th, Double in the 7th, Home Run in the 7th         |
| Golden Sombrero.....                  | April 25, 2023; Cam Fisher at Winthrop   |
| Threw a complete game.....            | March 10, 2023; Wyatt Hudepohl vs. Old Dominion (9.0 IP, 2 R, 2 ER, 5 H, 17 K, 0 BB) |
| Threw a complete game shutout.....    | April 12, 2022; Matt Brooks vs. Winthrop (1 H, 3 K, 3 BB)                            |
| Threw a no-hitter.....                | April 14, 1987; Ronnie Honeycutt vs. UNC Asheville (9.0 IP, 2 R, 0 ER, 12 K, 6 BB)   |
| Threw 10 strikeouts in a game.....    | April 23, 2023; Cameron Hansen vs. UAB (10)  |

\* - Program Record

**Bold - Happened Last Week**



## 2023 SITUATIONAL RECORD

|                                     | Overall | C-USA |                                     | Overall | C-USA |
|-------------------------------------|---------|-------|-------------------------------------|---------|-------|
| Overall                             | 26-25   | 14-12 | Leading After Six                   | 24-7    | 13-5  |
| Home                                | 16-12   | 6-5   | Leading After Seven                 | 23-5    | 12-3  |
| Road                                | 10-13   | 8-7   | Leading After Eight                 | 21-1    | 13-1  |
| Neutral                             | -       | -     | Trailing After Six                  | 1-16    | 0-7   |
| vs. Ranked Opp.                     | 4-7     | 1-1   | Trailing After Seven                | 0-20    | 0-9   |
| Day Games                           | 16-15   | 10-6  | Trailing After Eight                | 0-20    | 0-9   |
| Night Games                         | 10-10   | 4-6   | Tied After Six                      | 1-2     | 1-0   |
| vs Lefty Starter                    | 9-4     | 5-3   | Tied After Seven                    | 3-0     | 2-0   |
| vs Righty Starter                   | 17-21   | 9-9   | Tied After Eight                    | 1-4     | 1-2   |
| Scoring first                       | 16-11   | 10-6  | In Extra Innings                    | 0-2     | -     |
| Opponent scores first               | 10-14   | 4-6   | In Doubleheaders                    | 3-1     | 1-1   |
| Scoring in 1st Inning               | 11-8    | 4-3   | In Game One of DH                   | 1-1     | 0-1   |
| Opponent Scores in 1st Inning       | 9-8     | 4-2   | In Game Two of DH                   | 2-0     | 1-0   |
| Scoring 0-2 runs                    | 2-9     | 2-5   | On Mondays                          | -       | -     |
| Scoring 3-5 runs                    | 4-10    | 3-5   | On Tuesdays                         | 7-4     | -     |
| Scoring 6-9 runs                    | 8-3     | 3-1   | On Wednesdays                       | 0-2     | -     |
| Scoring 10-plus runs                | 12-3    | 6-1   | On Thursdays                        | 1-1     | 1-1   |
| Opponent scores 0-2 runs            | 12-3    | 8-2   | On Fridays                          | 4-8     | 3-5   |
| Opponent scores 3-5 runs            | 8-7     | 2-5   | On Saturdays                        | 5-8     | 3-5   |
| Opponent scores 6-9 runs            | 5-6     | 3-2   | On Sundays                          | 9-2     | 7-1   |
| Opponent scores 10-plus runs        | 1-9     | 1-3   | In February                         | 5-4     | -     |
| One run games                       | 3-8     | 1-5   | In March                            | 7-9     | 4-3   |
| Two run games                       | 3-6     | 2-3   | In April                            | 10-8    | 8-5   |
| Three-five run games                | 10-7    | 5-3   | In May                              | 4-4     | 2-4   |
| Six-plus run games                  | 10-4    | 6-1   | In June                             | -       | -     |
| Double-Digit Hits                   | 14-7    | 8-3   | On Grass/Dirt                       | 4-7     | 1-2   |
| Out-Hit Opponent                    | 19-2    | 11-2  | On Turf                             | 7-8     | 7-5   |
| Opponent Double-Digit Hits          | 2-14    | 1-4   | On Turf Infield/Grass Outfield      | 15-10   | 6-5   |
| Out-Hit By Opponent                 | 4-21    | 2-8   | In First-Base Dugout                | 22-23   | 11-12 |
| Hits Are Tied                       | 3-2     | 1-2   | In Third-Base Dugout                | 4-2     | 3-0   |
| Zero Home Runs                      | 7-6     | 4-4   | vs RPI 1-25                         | 3-1     | -     |
| One Home Run                        | 8-11    | 4-4   | vs RPI 26-50                        | 1-5     | 1-1   |
| Multiple Home Runs                  | 11-8    | 6-4   | vs RPI 51-100                       | 6-6     | 5-4   |
| Opponent Zero Home Runs             | 11-6    | 7-6   | vs RPI 101-150                      | 2-2     | -     |
| Opponent One Home Run               | 5-11    | 3-4   | vs RPI 151-200                      | 8-5     | 7-5   |
| Opponent Multiple Home Runs         | 9-8     | 3-2   | vs RPI 201-250                      | 5-5     | 1-2   |
| Zero Errors                         | 20-7    | 10-3  | vs RPI 251+                         | 1-1     | -     |
| One Error                           | 3-11    | 2-4   | 2022 Regional Teams                 | 5-11    | 2-3   |
| Multiple Errors                     | 3-7     | 2-5   | 2022 Super Regional Teams           | 0-6     | -     |
| Opponent Zero Errors                | 8-13    | 5-6   | vs. MAC                             | 3-1     | -     |
| Opponent One Error                  | 12-7    | 6-3   | vs. ACC                             | 0-6     | -     |
| Opponent Multiple Errors            | 6-5     | 3-3   | vs. Patriot League                  | 1-2     | -     |
| Starter Goes Six                    | 1-6     | 1-5   | vs. Big South                       | 4-1     | -     |
| Starter Goes Seven                  | 2-2     | 2-2   | vs. CAA                             | 0-1     | -     |
| Starter Goes Eight                  | 4-0     | 4-0   | vs. Sun Belt                        | 2-1     | -     |
| Complete Games                      | 1-0     | -     | vs. SEC                             | 2-0     | -     |
| Quality Starts                      | 8-7     | 7-6   | vs. American Athletic Conference    | 0-1     | -     |
| Opp. Starter Goes Six               | 0-5     | 0-3   | Wearing White Pinstripes            | 2-6     | 1-2   |
| Opp. Starter Goes Seven             | 1-1     | 1-1   | Wearing White CLT                   | 3-4     | 1-2   |
| Opp. Starter Goes Eight             | 1-0     | 1-0   | Wearing Green 9ATC/White            | 7-1     | 3-0   |
| Opp. Complete Games                 | 0-1     | 0-1   | Wearing All Cream                   | 2-2     | 0-1   |
| Opp. Quality Starts                 | 2-6     | 2-4   | Wearing Green 9ATC/Gray Pinstripes  | 2-4     | 2-3   |
| CLT Throws Double-Digit Strikeouts  | 14-12   | 8-5   | Wearing Gray CLT                    | 2-6     | 2-3   |
| CLT Issues Eight Walks              | 1-2     | 1-0   | Wearing Green 9ATC/Cream            | 4-2     | 4-1   |
| CLT Issues Nine Walks               | -       | -     | Wearing Green 9ATC/White Pinstripes | 4-0     | 1-0   |
| CLT Issues 10-Plus Walks            | 1-0     | -     | Games Broadcast on ESPN+            | 13-11   | 6-5   |
| Opp. Throws Double-Digit Strikeouts | 5-16    | 2-6   | Games Broadcast on CUSA.TV          | 11-6    | 8-4   |
| Opponent Issues Eight Walks         | 5-1     | 2-1   | Games Broadcast on ACCNx            | 0-4     | -     |
| Opponent Issues Nine Walks          | 2-1     | 1-0   | Games Broadcast on Facebook         | 0-3     | 0-3   |
| Opponent Issues 10-Plus Walks       | 4-2     | 1-0   | Games Broadcast on SEC Network +    | 1-0     | -     |
|                                     |         |       | Radio Broadcast Only                | 0-1     | -     |



## 2023 GAME HIGHS

### INDIVIDUAL HIGHS, MOST RECENT IN CASE OF TIE

#### BATTING

At Bats:  
 CLT - Blake Jackson & Jack Dragum ..... 6 at #9 South Carolina (May 16)  
 Opp. - Kevin Druble..... 7 vs. Army (Feb. 24)

Runs Scored:  
 CLT - Cam Fisher..... 4 vs. UNC Asheville (Feb. 28)  
 Opp. - Ty Crittenger ..... 3 at WKU (April 30)

Hits:  
 CLT - Kaden Hopson ..... 5 vs. Florida Atlantic (May 7)  
 Opp. - Thomas Wheeler ..... 5 vs. Old Dominion (March 11)

RBIs:  
 CLT - Jake Cunningham ..... 6 vs. Florida Atlantic (May 7)  
 Opp. - Vance Honeycutt..... 5 vs. #18 North Carolina (March 14)

Doubles:  
 CLT - Will Butcher ..... 2 at #9 South Carolina (May 16)  
 Opp. - Ethan Petry ..... 2 at #9 South Carolina (May 16)

Triples:  
 CLT - Kaden Hopson ..... 1 vs. UAB (April 21)  
 Opp. - Mike Rosario ..... 1 at FIU (May 12)

Home Runs:  
 CLT - Brandon Stahlman & Kaden Hopson ..... 2 at WKU (April 30)  
 Opp. - Taylor Smith ..... 2 vs. #24 UTSA, G2 (April 6)

Walks:  
 CLT - Kaden Hopson ..... 4 at #11 Virginia Tech (March 3)  
 Opp. - Dylan Brewer..... 3 at #9 South Carolina (May 16)

Stolen Bases:  
 CLT - Spencer Nolan..... 2 at #9 South Carolina (May 16)  
 Opp. - Ty Crittenger ..... 3 at WKU (April 28)

#### PITCHING

Innings Pitched:  
 CLT - Wyatt Hudepohl..... 9.0 vs. Old Dominion (March 10)  
 Opp. - Blayze Berry ..... 9.0 at UAB (April 1)

Runs Allowed:  
 CLT - Wyatt Hudepohl..... 9 at #11 Virginia Tech (March 3)  
 Opp. - Blayze Berry ..... 8 vs. UAB (April 22)

Earned Runs:  
 CLT - Wyatt Hudepohl..... 9 at #11 Virginia Tech (March 3)  
 Opp. - Blayze Berry ..... 8 vs. UAB (April 22)

Walks Issued:  
 CLT - Paxton Thompson..... 5 at UAB (April 2)  
 Opp. - Ryan Brown ..... 9 vs. Ball State (Feb. 17)

Strikeouts:  
 CLT - Wyatt Hudepohl..... 17\* vs. Old Dominion (March 10)  
 Opp. - Parker Smith..... 14 at Rice (April 14)

Hits Allowed:  
 CLT - Wyatt Hudepohl..... 10 at #11 Virginia Tech (March 3)  
 Opp. - Brooks Walton..... 11 vs. UAB (April 21)

#### FIELDING

Putouts:  
 CLT - Kaden Hopson ..... 17 vs. Old Dominion (March 10)  
 Opp. - Ross Friedrick..... 16 vs. Army (Feb. 24)

Assists:  
 CLT - Austin Knight..... 6 at #7 Coastal Carolina (May 2)  
 Opp. - Leyton Barry..... 8 vs. #24 UTSA, G1 (April 6)

### TEAM HIGHS

At Bats:  
 CLT ..... 49 vs. Army (Feb. 24)  
 Opp. .... 50 vs. Army (Feb. 24)

Runs Scored:  
 CLT ..... 19 vs. Ball State (Feb. 19)  
 Opp. .... 16 vs. #18 North Carolina (March 14)

Hits:  
 CLT ..... 22 at Louisiana Tech (March 18)  
 Opp. .... 17 vs. #18 North Carolina (March 14)

RBIs:  
 CLT ..... 15, 2x, last at Rice (April 16)  
 Opp. .... 16 vs. #18 North Carolina (March 14)

Doubles:  
 CLT ..... 6, 2x, last at #9 South Carolina (May 16)  
 Opp. .... 7 vs. #18 North Carolina (March 14)

Triples:  
 CLT ..... 1, 3x, last vs. UAB (April 21)  
 Opp. .... 2, 2x, last vs. Old Dominion (March 11)

Home Runs:  
 CLT ..... 6 at WKU (April 30)  
 Opp. .... 4, 2x, last at FIU (May 12)

Runners Left on Base:  
 CLT ..... 15 vs. Ball State (Feb. 17)  
 Opp. .... 19 at #14 North Carolina (April 18)

Bases on Balls:  
 CLT ..... 18\* vs. Ball State (Feb. 19)  
 Opp. .... 10 at #9 South Carolina (May 16)

Stolen Bases:  
 CLT ..... 2, 6x, last vs. Florida Atlantic (May 7)  
 Opp. .... 6 vs. #6 East Carolina, Truist Field (April 19)

Hit by Pitch:  
 CLT ..... 4, 2x, last at Winthrop (April 25)  
 Opp. .... 7\* at #14 North Carolina (April 18)

Errors:  
 CLT ..... 5 at #11 Virginia Tech (March 5)  
 Opp. .... 3 at FIU (May 14)

Double Plays Turned:  
 CLT ..... 2, 8x, last vs. Florida Atlantic (May 6)  
 Opp. .... 5 vs. Florida Atlantic (May 5)

Strikeouts:  
 CLT ..... 20\* vs. Army (Feb. 24)  
 Opp. .... 16 at #9 South Carolina (May 16)

Wild Pitches:  
 CLT ..... 5 at FIU (May 12)  
 Opp. .... 4, 3x, last at #9 South Carolina (May 16)

\* - Program Record





## MISCELLANEOUS STATISTICS

### HITTING STREAKS (MIN. 5 GAMES)

| Player           | Games | Dates     |
|------------------|-------|-----------|
| Cam Fisher       | 10    | 3/14-3/31 |
| Will Butcher     | 9     | 2/18-3/3  |
| Blake Jackson    | 8     | 3/11-3/25 |
| Jack Dragum      | 8     | 3/26-4/6  |
| Jack Dragum      | 7     | 4/21-4/30 |
| Austin Knight    | 6     | 2/17-2/24 |
| Kaden Hopson     | 6     | 2/28-3/11 |
| Blake Jackson    | 6     | 4/30-5/12 |
| Jack Dragum      | 6     | 5/5-5/14  |
| Brandon Stahlman | 5     | 2/18-2/25 |
| Cam Fisher       | 5     | 2/24-3/3  |
| Will Butcher     | 5     | 3/5-3/14  |
| Jake Cunningham  | 5     | 3/5-3/14  |
| Brandon Stahlman | 5     | 4/4-4/14  |

### REACHED BASE STREAKS (MIN. 5 GAMES)

| Player           | Games | Dates     |
|------------------|-------|-----------|
| Jake Cunningham  | 17    | 4/4-Pres. |
| Will Butcher     | 6     | 5/6-Pres. |
| Cam Fisher       | 24    | 3/14-4/23 |
| Jack Dragum      | 21    | 3/3-4/6   |
| Cam Fisher       | 14    | 2/17-3/10 |
| Blake Jackson    | 14    | 3/5-3/31  |
| Jack Dragum      | 14    | 4/21-5/14 |
| Blake Jackson    | 13    | 4/19-5/12 |
| Kaden Hopson     | 11    | 2/19-3/11 |
| Will Butcher     | 10    | 2/18-3/3  |
| Spencer Nolan    | 10    | 3/26-4/14 |
| Jake Cunningham  | 9     | 3/5-3/21  |
| Will Butcher     | 9     | 4/2-4/18  |
| Cam Fisher       | 9     | 4/28-5/13 |
| Brandon Stahlman | 7     | 2/17-2/25 |
| Jack Dragum      | 7     | 2/19-2/25 |
| Brandon Stahlman | 7     | 4/16-4/25 |
| Austin Knight    | 6     | 2/17-2/24 |
| Calvert Clark    | 6     | 2/19-3/4  |
| Josh Patrick     | 6     | 3/5-3/17  |
| Josh Patrick     | 5     | 2/17-2/21 |
| JD Suarez        | 5     | 2/18-2/24 |
| Blake Jackson    | 5     | 2/24-3/3  |
| Will Butcher     | 5     | 3/5-3/14  |
| Austin Knight    | 5     | 4/1-4/11  |
| Brandon Stahlman | 5     | 4/4-4/14  |
| Brandon Stahlman | 5     | 4/29-5/6  |
| Kaden Hopson     | 5     | 4/30-5/7  |

### MULTIPLE-HIT GAMES

| Player                  | Total     | 5-hit+ | 4-hit    | 3-hit    | 2-hit     | Last                                   |
|-------------------------|-----------|--------|----------|----------|-----------|--|
| Cam Fisher              | 16        | -      | 2        | 2        | 12        | April 30 at WKU (2)                    |
| <b>Brandon Stahlman</b> | <b>14</b> | -      | <b>1</b> | <b>2</b> | <b>11</b> | <b>May 16 at #9 South Carolina (2)</b> |
| <b>Will Butcher</b>     | <b>14</b> | -      | -        | <b>2</b> | <b>12</b> | <b>May 16 at #9 South Carolina (3)</b> |
| Jack Dragum             | 13        | -      | 2        | 4        | 7         | May 14 at FIU (3)                      |
| Kaden Hopson            | 11        | 1      | -        | 1        | 9         | May 7 vs. Florida Atlantic (5)         |
| <b>Jake Cunningham</b>  | <b>11</b> | -      | -        | <b>3</b> | <b>8</b>  | <b>May 16 at #9 South Carolina (2)</b> |
| <b>Blake Jackson</b>    | <b>10</b> | -      | -        | <b>2</b> | <b>8</b>  | <b>May 16 at #9 South Carolina (3)</b> |
| Austin Knight           | 9         | -      | -        | 2        | 7         | May 2 at #7 Coastal Carolina (2)       |
| <b>Spencer Nolan</b>    | <b>5</b>  | -      | -        | -        | <b>5</b>  | <b>May 16 at #9 South Carolina (2)</b> |
| Dante DeFranco          | 3         | 1      | -        | 1        | 1         | May 2 at #7 Coastal Carolina (3)       |
| Josh Patrick            | 3         | -      | -        | -        | 3         | March 8 vs. UNCW @ AHB (2)             |
| JD Suarez               | 1         | -      | -        | -        | 1         | Feb. 21 at Clemson (2)                 |

### MULTIPLE-RBI GAMES

| Player                  | Total     | 5-RBI+   | 4-RBI    | 3-RBI    | 2-RBI     | Last                                   |
|-------------------------|-----------|----------|----------|----------|-----------|--|
| Cam Fisher              | 15        | -        | 3        | 4        | 8         | April 29 at WKU (2)                    |
| <b>Will Butcher</b>     | <b>12</b> | -        | -        | <b>1</b> | <b>11</b> | <b>May 16 at #9 South Carolina (2)</b> |
| <b>Brandon Stahlman</b> | <b>10</b> | -        | <b>1</b> | <b>4</b> | <b>5</b>  | <b>May 16 at #9 South Carolina (2)</b> |
| <b>Jake Cunningham</b>  | <b>9</b>  | <b>2</b> | -        | <b>2</b> | <b>5</b>  | <b>May 16 at #9 South Carolina (2)</b> |
| Jack Dragum             | 9         | -        | 1        | 2        | 6         | April 30 at WKU (3)                    |
| <b>Blake Jackson</b>    | <b>6</b>  | -        | -        | <b>3</b> | <b>3</b>  | <b>May 16 at #9 South Carolina (2)</b> |
| Austin Knight           | 5         | 1        | 2        | 1        | 2         | April 22 vs. UAB (4)                   |
| Kaden Hopson            | 5         | -        | -        | 2        | 3         | April 30 at WKU (2)                    |
| Josh Patrick            | 3         | -        | 1        | 1        | 1         | March 8 vs. UNCW, AHB (3)              |
| Dante DeFranco          | 3         | -        | -        | 2        | 1         | March 26 vs. Dallas Baptist (2)        |
| Eli Weisner             | 2         | -        | 1        | -        | 1         | Feb. 25 vs. Army (2)                   |
| Spencer Nolan           | 2         | -        | -        | -        | 2         | April 16 at Rice (2)                   |

### STARTERS SUMMARY

| No. | Player           | GS | POSITION |    |    |    |    |    |    |    |    | BATTING ORDER |     |     |     |     |     |     |     |     |     |    |    |
|-----|------------------|----|----------|----|----|----|----|----|----|----|----|---------------|-----|-----|-----|-----|-----|-----|-----|-----|-----|----|----|
|     |                  |    | P        | C  | 1B | 2B | 3B | SS | LF | CF | RF | DH            | 1st | 2nd | 3rd | 4th | 5th | 6th | 7th | 8th | 9th |    |    |
| 9   | Kaden Hopson     | 50 | -        | 50 | -  | -  | -  | -  | -  | -  | -  | -             | -   | -   | 16  | 3   | -   | 2   | 6   | 8   | 12  | 2  | 1  |
| 1   | Cam Fisher       | 50 | -        | -  | -  | -  | -  | -  | -  | 7  | 42 | -             | -   | -   | -   | 3   | 35  | 12  | -   | -   | -   | -  | -  |
| 6   | Jack Dragum      | 50 | -        | -  | -  | -  | -  | 50 | -  | -  | -  | -             | -   | -   | -   | 24  | 1   | 5   | 5   | 3   | 4   | 2  | 6  |
| 8   | Blake Jackson    | 44 | -        | -  | -  | -  | -  | -  | 29 | 15 | -  | -             | -   | -   | 26  | 2   | -   | -   | -   | 7   | 2   | 7  | -  |
| 19  | Brandon Stahlman | 44 | -        | -  | 6  | 1  | 37 | -  | -  | -  | -  | -             | -   | -   | 3   | -   | -   | 2   | 17  | 9   | 5   | 7  | 1  |
| 14  | Austin Knight    | 42 | -        | -  | -  | 28 | 14 | -  | -  | -  | -  | -             | -   | -   | 2   | 7   | 1   | 3   | 6   | 5   | 10  | 7  | 3  |
| 22  | Will Butcher     | 42 | -        | -  | 1  | -  | -  | -  | 2  | -  | 4  | 35            | -   | -   | -   | -   | 4   | 14  | 15  | 6   | -   | 3  | -  |
| 23  | Spencer Nolan    | 35 | -        | -  | 33 | -  | -  | -  | 1  | 1  | -  | -             | -   | -   | -   | -   | -   | -   | -   | -   | 4   | 10 | 21 |
| 33  | Jake Cunningham  | 34 | -        | -  | -  | -  | -  | -  | -  | 21 | -  | 13            | -   | -   | -   | 12  | 8   | 12  | -   | 2   | -   | -  | -  |
| 3   | Dante DeFranco   | 27 | -        | -  | -  | 9  | -  | 1  | 9  | 8  | -  | -             | -   | -   | 2   | -   | -   | -   | 1   | 5   | 9   | 10 |    |
| 17  | Josh Patrick     | 15 | -        | -  | 7  | -  | -  | -  | 6  | -  | 1  | 1             | -   | -   | 1   | -   | 2   | -   | 2   | 7   | 3   | -  | -  |
| 21  | Eli Weisner      | 9  | -        | -  | 4  | 4  | -  | -  | -  | -  | -  | 1             | -   | -   | -   | -   | 1   | 1   | 2   | 2   | 2   | 1  | -  |
| 2   | JD Suarez        | 9  | -        | -  | -  | 9  | -  | -  | -  | -  | -  | -             | -   | -   | -   | -   | -   | -   | -   | 1   | 1   | 7  | -  |
| 24  | Calvert Clark    | 6  | -        | -  | -  | -  | -  | -  | 3  | -  | 3  | -             | -   | -   | 1   | -   | -   | -   | -   | 1   | 2   | 1  | 1  |
| 26  | Drew Tyndall     | 2  | -        | 1  | -  | -  | -  | -  | -  | -  | -  | 1             | -   | -   | -   | -   | -   | 1   | -   | 1   | -   | -  | -  |
| 51  | Wyatt Hudepohl   | 13 | -        | -  | -  | -  | -  | -  | -  | -  | -  | -             | -   | -   | -   | -   | -   | -   | -   | -   | -   | -  | -  |
| 37  | Collin Kramer    | 10 | -        | -  | -  | -  | -  | -  | -  | -  | -  | -             | -   | -   | -   | -   | -   | -   | -   | -   | -   | -  | -  |
| 44  | Cameron Hansen   | 9  | -        | -  | -  | -  | -  | -  | -  | -  | -  | -             | -   | -   | -   | -   | -   | -   | -   | -   | -   | -  | -  |
| 45  | Miles Langhorne  | 5  | -        | -  | -  | -  | -  | -  | -  | -  | -  | -             | -   | -   | -   | -   | -   | -   | -   | -   | -   | -  | -  |
| 29  | Paxton Thompson  | 4  | -        | -  | -  | -  | -  | -  | -  | -  | -  | -             | -   | -   | -   | -   | -   | -   | -   | -   | -   | -  | -  |
| 43  | Hale Sims        | 3  | -        | -  | -  | -  | -  | -  | -  | -  | -  | -             | -   | -   | -   | -   | -   | -   | -   | -   | -   | -  | -  |
| 55  | Donye Evans      | 2  | -        | -  | -  | -  | -  | -  | -  | -  | -  | -             | -   | -   | -   | -   | -   | -   | -   | -   | -   | -  | -  |
| 35  | Clark Dearman    | 2  | -        | -  | -  | -  | -  | -  | -  | -  | -  | -             | -   | -   | -   | -   | -   | -   | -   | -   | -   | -  | -  |
| 40  | Andrew Spolyar   | 1  | -        | -  | -  | -  | -  | -  | -  | -  | -  | -             | -   | -   | -   | -   | -   | -   | -   | -   | -   | -  | -  |
| 38  | Sam Conte        | 1  | -        | -  | -  | -  | -  | -  | -  | -  | -  | -             | -   | -   | -   | -   | -   | -   | -   | -   | -   | -  | -  |

### SCORE BY INNING

|                  | 1  | 2  | 3  | 4  | 5  | 6  | 7  | 8  | 9  | 10 | 11 | 12 | 13 | 14 | 15 | Total |
|------------------|----|----|----|----|----|----|----|----|----|----|----|----|----|----|----|-------|
| <b>CHARLOTTE</b> | 46 | 23 | 51 | 49 | 42 | 53 | 17 | 34 | 21 | 1  | 0  | 0  | 1  | 0  | 0  | 329   |
| <b>Opponents</b> | 36 | 42 | 47 | 35 | 19 | 20 | 35 | 27 | 12 | 3  | 0  | 0  | 2  | 0  | 0  | 272   |



## HOME RUN LOG

### 77 HOME RUNS HIT (AND COUNTING...)

| Day  | Date     | Opponent               | Player (#)                  | R/L | Inning | Runners On    | Count | Outs | Location           | Score |
|------|----------|------------------------|-----------------------------|-----|--------|---------------|-------|------|--------------------|-------|
| Sat. | Feb. 18  | Ball State, G1         | <u>Kaden Hopson</u> (1)     | RHP | 3rd    | 2nd, 3rd      | 3-1   | 0    | Right Field        | 6-1   |
| Sat. | Feb. 18  | Ball State, G2         | <u>Austin Knight</u> (1)    | RHP | 4th    | 1st, 2nd      | 0-0   | 2    | Left Field         | 5-5   |
| Tue. | Feb. 21  | at Clemson             | Austin Knight (2)           | RHP | 3rd    | None          | 2-1   | 1    | Left Field         | 2-0   |
| Fri. | Feb. 24  | Army                   | Kaden Hopson (2)            | RHP | 10th   | None          | 0-2   | 1    | Right-Center Field | 5-5   |
| Sat. | Feb. 25  | Army                   | <u>Brandon Stahlman</u> (1) | RHP | 1st    | 2nd           | 1-0   | 2    | Right-Center Field | 2-0   |
| Sat. | Feb. 25  | Army                   | <u>Eli Weisner</u> (1)      | RHP | 4th    | 1st, 2nd, 3rd | 0-2   | 0    | Center Field       | 6-7   |
| Sat. | Feb. 25  | Army                   | <u>Cam Fisher</u> (1)       | RHP | 4th    | None          | 2-2   | 0    | Right Field        | 7-7   |
| Sat. | Feb. 25  | Army                   | <u>Will Butcher</u> (1)     | RHP | 5th    | None          | 1-1   | 0    | Left-Center Field  | 9-7   |
| Sat. | Feb. 25  | Army                   | Cam Fisher (2)              | RHP | 8th    | None          | 0-0   | 1    | Right Field        | 10-11 |
| Sun. | Feb. 26  | Army                   | <b>Josh Patrick</b> (1)     | RHP | 1st    | 1st, 2nd      | 2-1   | 2    | Right-Center Field | 3-0   |
| Sun. | Feb. 26  | Army                   | Cam Fisher (3)              | RHP | 4th    | 1st           | 3-1   | 1    | Right Field        | 9-0   |
| Tue. | Feb. 28  | UNC Asheville          | Cam Fisher (4)              | LHP | 1st    | 1st           | 0-0   | 1    | Right-Center Field | 2-0   |
| Tue. | Feb. 28  | UNC Asheville          | Brandon Stahlman (2)        | RHP | 6th    | 2nd           | 1-0   | 0    | Left-Center Field  | 11-8  |
| Tue. | Feb. 28  | UNC Asheville          | Cam Fisher (5)              | RHP | 6th    | 1st           | 3-2   | 2    | Center Field       | 13-8  |
| Fri. | March 3  | at #11 Virginia Tech   | Kaden Hopson (3)            | RHP | 4th    | 1st           | 1-1   | 1    | Right Field        | 6-6   |
| Fri. | March 3  | at #11 Virginia Tech   | Cam Fisher (6)              | LHP | 8th    | 1st, 3rd      | 2-1   | 1    | Right Field        | 8-8   |
| Sat. | March 4  | at #11 Virginia Tech   | Austin Knight (3)           | RHP | 5th    | 1st           | 0-0   | 0    | Right Field        | 3-4   |
| Sun. | March 5  | at #11 Virginia Tech   | <u>Jake Cunningham</u> (1)  | RHP | 4th    | 1st, 2nd      | 1-1   | 1    | Right-Center Field | 3-7   |
| Wed. | March 8  | UNCW (AHB)             | Cam Fisher (7)              | LHP | 1st    | 1st           | 1-0   | 0    | Right Field        | 2-5   |
| Wed. | March 8  | UNCW (AHB)             | Will Butcher (2)            | RHP | 6th    | 1st, 2nd      | 1-2   | 2    | Left Field         | 9-9   |
| Fri. | March 10 | Old Dominion           | Jake Cunningham (2)         | LHP | 2nd    | 2nd           | 1-1   | 1    | Center Field       | 5-1   |
| Fri. | March 10 | Old Dominion           | Cam Fisher (8)              | LHP | 2nd    | None          | 0-1   | 2    | Right-Field Line   | 6-1   |
| Fri. | March 10 | Old Dominion           | Cam Fisher (9)              | LHP | 4th    | 2nd           | 0-1   | 2    | Right-Field Line   | 8-1   |
| Tue. | March 14 | #18 North Carolina     | Cam Fisher (10)             | RHP | 1st    | None          | 2-2   | 2    | Right-Field Line   | 1-0   |
| Tue. | March 14 | #18 North Carolina     | Will Butcher (3)            | RHP | 1st    | None          | 2-1   | 2    | Right Field        | 2-0   |
| Sun. | March 19 | at Louisiana Tech      | Jake Cunningham (3)         | RHP | 6th    | 1st           | 0-0   | 0    | Left-Field Line    | 4-0   |
| Tue. | March 21 | #4 South Carolina (TF) | Cam Fisher (11)             | RHP | 3rd    | 1st, 3rd      | 0-0   | 1    | Right-Field Line   | 5-0   |
| Fri. | March 24 | Dallas Baptist         | Cam Fisher (12)             | RHP | 1st    | 1st           | 1-1   | 1    | Right-Center Field | 2-0   |
| Sat. | March 25 | Dallas Baptist         | Cam Fisher (13)             | LHP | 8th    | 1st           | 0-0   | 2    | Center Field       | 2-4   |
| Tue. | March 28 | Gardner-Webb           | <u>Jack Dragum</u> (1)      | RHP | 5th    | 1st           | 2-1   | 1    | Left Field         | 3-4   |
| Tue. | March 28 | Gardner-Webb           | Cam Fisher (14)             | RHP | 7th    | None          | 1-1   | 1    | Right Field        | 4-4   |
| Tue. | March 28 | Gardner-Webb           | Will Butcher (4)            | RHP | 7th    | None          | 1-0   | 2    | Left Field         | 5-4   |
| Fri. | March 31 | at UAB                 | Cam Fisher (15)             | RHP | 8th    | 2nd, 3rd      | 1-0   | 0    | Right Field        | 10-2  |
| Fri. | March 31 | at UAB                 | Jake Cunningham (4)         | LHP | 8th    | None          | 2-1   | 0    | Right-Center Field | 11-2  |
| Tue. | April 4  | Radford                | Austin Knight (4)           | RHP | 2nd    | None          | 2-1   | 2    | Center Field       | 4-0   |
| Tue. | April 4  | Radford                | Jack Dragum (2)             | RHP | 4th    | 2nd           | 3-1   | 2    | Left Field         | 6-0   |
| Tue. | April 4  | Radford                | Jake Cunningham (5)         | RHP | 5th    | None          | 1-0   | 0    | Left Field         | 7-0   |
| Thu. | April 6  | #24 UTSA, G1           | Will Butcher (5)            | RHP | 6th    | 1st           | 2-1   | 0    | Left Field         | 3-4   |
| Thu. | April 6  | #24 UTSA, G2           | Brandon Stahlman (3)        | RHP | 4th    | 1st, 3rd      | 0-0   | 2    | Right-Center Field | 5-7   |
| Thu. | April 6  | #24 UTSA, G2           | Austin Knight (5)           | RHP | 4th    | None          | 3-2   | 2    | Center Field       | 6-7   |
| Thu. | April 6  | #24 UTSA, G2           | Cam Fisher (16)             | RHP | 5th    | 1st           | 3-2   | 2    | Right-Field Line   | 8-8   |
| Thu. | April 6  | #24 UTSA, G2           | Austin Knight (6)           | RHP | 6th    | None          | 0-0   | 2    | Left Field         | 9-8   |
| Sat. | April 15 | at Rice                | <b>Jake Cunningham</b> (6)  | LHP | 3rd    | 3rd           | 1-0   | 2    | Left-Center Field  | 2-1   |
| Sat. | April 15 | at Rice                | Jack Dragum (3)             | RHP | 7th    | None          | 2-2   | 2    | Left-Center Field  | 4-1   |
| Sun. | April 16 | at Rice                | Brandon Stahlman (4)        | RHP | 5th    | 1st, 2nd      | 3-2   | 1    | Right Field        | 5-0   |
| Sun. | April 16 | at Rice                | <b>Spencer Nolan</b> (1)    | RHP | 6th    | None          | 0-0   | 0    | Right-Center Field | 6-0   |
| Sun. | April 16 | at Rice                | Austin Knight (7)           | RHP | 7th    | 1st, 2nd      | 0-1   | 0    | Left-Field Line    | 9-2   |
| Sun. | April 16 | at Rice                | Cam Fisher (17)             | RHP | 9th    | 1st, 3rd      | 0-0   | 2    | Right Field        | 13-2  |
| Sun. | April 16 | at Rice                | Will Butcher (6)            | RHP | 9th    | None          | 1-0   | 2    | Right Field        | 14-2  |
| Tue. | April 18 | at #14 North Carolina  | <b>Eli Weisner</b> (2)      | LHP | 8th    | None          | 0-1   | 0    | Left Field         | 3-5   |
| Wed. | April 19 | #6 East Carolina (TF)  | <u>Blake Jackson</u> (1)    | RHP | 6th    | None          | 1-1   | 2    | Left-Center Field  | 2-6   |
| Fri. | April 21 | UAB                    | Blake Jackson (2)           | RHP | 6th    | 1st           | 2-1   | 2    | Right Field        | 4-0   |
| Sat. | April 22 | UAB                    | Cam Fisher (18)             | RHP | 3rd    | None          | 3-2   | 0    | Right-Center Field | 2-4   |
| Sat. | April 22 | UAB                    | Austin Knight (8)           | RHP | 3rd    | None          | 0-0   | 2    | Center Field       | 3-4   |



## HOME RUN LOG

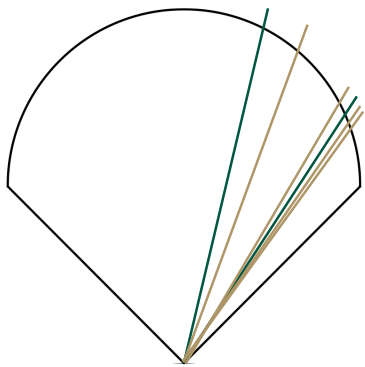
| Day  | Date     | Opponent             | Player (#)                  | R/L | Inning | Runners On    | Count | Outs | Location           | Score |
|------|----------|----------------------|-----------------------------|-----|--------|---------------|-------|------|--------------------|-------|
| Sat. | April 22 | UAB                  | Jack Dragum (4)             | RHP | 4th    | 1st, 2nd      | 1-0   | 1    | Right Field        | 6-4   |
| Sat. | April 22 | UAB                  | Austin Knight (9)           | LHP | 6th    | 2nd           | 2-2   | 0    | Left-Field Line    | 11-4  |
| Sun. | April 23 | UAB                  | Cam Fisher (19)             | RHP | 8th    | None          | 0-0   | 1    | Right-Field Line   | 2-0   |
| Tue. | April 25 | at Winthrop          | Kaden Hopson (4)            | RHP | 7th    | None          | 2-2   | 0    | Right Field        | 2-5   |
| Fri. | April 28 | at WKU               | Will Butcher (7)            | LHP | 5th    | None          | 2-2   | 1    | Left-Center Field  | 1-3   |
| Fri. | April 28 | at WKU               | Jack Dragum (5)             | LHP | 5th    | None          | 1-1   | 2    | Center Field       | 2-3   |
| Fri. | April 28 | at WKU               | <b>Austin Knight</b> (10)   | LHP | 8th    | None          | 1-2   | 2    | Left Field         | 3-8   |
| Sat. | April 29 | at WKU               | Cam Fisher (20)             | LHP | 4th    | 2nd           | 0-0   | 1    | Center Field       | 2-2   |
| Sun. | April 30 | at WKU               | Brandon Stahlman (5)        | RHP | 2nd    | None          | 2-0   | 0    | Center Field       | 1-2   |
| Sun. | April 30 | at WKU               | <b>Brandon Stahlman</b> (6) | RHP | 6th    | 1st           | 3-2   | 0    | Left Field         | 4-3   |
| Sun. | April 30 | at WKU               | Kaden Hopson (5)            | RHP | 6th    | None          | 1-1   | 1    | Right Field        | 5-3   |
| Sun. | April 30 | at WKU               | Cam Fisher (21)             | RHP | 8th    | None          | 3-2   | 0    | Right Field        | 6-10  |
| Sun. | April 30 | at WKU               | <b>Kaden Hopson</b> (6)     | RHP | 8th    | None          | 2-1   | 2    | Right Field        | 7-10  |
| Sun. | April 30 | at WKU               | Jack Dragum (6)             | RHP | 9th    | 1st           | 0-1   | 1    | Left-Center Field  | 9-14  |
| Sat. | May 6    | Florida Atlantic     | Jake Cunningham (7)         | RHP | 2nd    | None          | 1-2   | 1    | Left Field         | 5-0   |
| Sat. | May 6    | Florida Atlantic     | Will Butcher (8)            | RHP | 3rd    | 1st           | 0-1   | 0    | Left Field         | 8-3   |
| Sat. | May 6    | Florida Atlantic     | Blake Jackson (3)           | RHP | 6th    | None          | 0-2   | 0    | Right-Center Field | 9-4   |
| Sun. | May 7    | Florida Atlantic     | <b>Jake Cunningham</b> (8)  | RHP | 2nd    | 1st, 2nd, 3rd | 1-0   | 2    | Left-Center Field  | 5-1   |
| Sun. | May 7    | Florida Atlantic     | <b>Jack Dragum</b> (7)      | RHP | 3rd    | None          | 2-0   | 0    | Left-Center Field  | 6-1   |
| Fri. | May 12   | at FIU               | <b>Cam Fisher</b> (22)      | RHP | 4th    | None          | 1-2   | 1    | Right-Field Line   | 1-11  |
| Fri. | May 12   | at FIU               | <b>Will Butcher</b> (9)     | RHP | 9th    | None          | 0-1   | 0    | Left Field         | 4-13  |
| Sun. | May 14   | at FIU               | <b>Jake Cunningham</b> (9)  | LHP | 4th    | 1st, 3rd      | 0-1   | 2    | Left Field         | 7-4   |
| Tue. | May 16   | at #9 South Carolina | <b>Blake Jackson</b> (4)    | RHP | 3rd    | 2nd           | 2-1   | 1    | Right-Center Field | 2-4   |

## HOME RUN SUMMARY


| INNING  |           | DAY OF THE WEEK | RHP/LHP                   | COUNT   |         | OUTS              | LOCATION               |
|---------|-----------|-----------------|---------------------------|---------|---------|-------------------|------------------------|
| 1st: 7  | 6th: 13   | Monday: N/A     | RHP: 61                   | 0-0: 14 | 2-0: 2  | None: 26          | Left-Field Line: 3     |
| 2nd: 6  | 7th: 5    | Tuesday: 16     | LHP: 16                   | 0-1: 8  | 2-1: 11 | One: 22           | Left Field: 16         |
| 3rd: 9  | 8th: 10   | Wednesday: 3    |                           | 0-2: 3  | 2-2: 6  | Two: 29           | Left-Center Field: 9   |
| 4th: 14 | 9th: 4    | Thursday: 5     | <b>SPECIAL SITUATIONS</b> | 1-0: 10 | 3-0: 0  | <b>RUNNERS ON</b> | Center Field: 10       |
| 5th: 7  | Extras: 1 | Friday: 15      | Lead-Off HR: 11           | 1-1: 9  | 3-1: 3  | None: 36          | Right-Center Field: 12 |
|         |           | Saturday: 19    | Pinch-Hit HR: 1           | 1-2: 4  | Full: 7 | One: 25           | Right Field: 20        |
|         |           | Sunday: 19      | Walk-Off HR: 0            |         |         | Two: 14           | Right-Field Line: 7    |
|         |           |                 | Back-to-Back HR: 5        |         |         | Bases Loaded: 2   |                        |



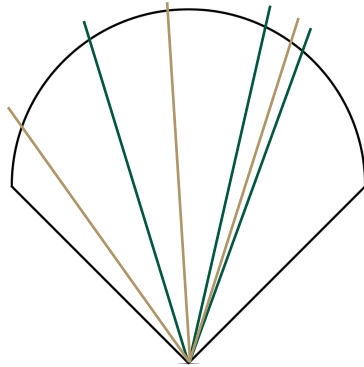
## HOME RUN TRACKER



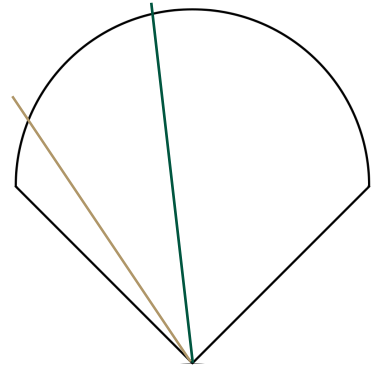
**KADEN HOPSON**



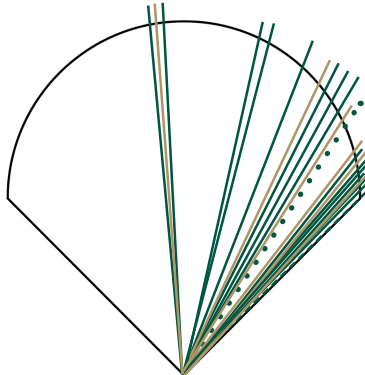
**AUSTIN KNIGHT**




**BRANDON STAHLMAN**



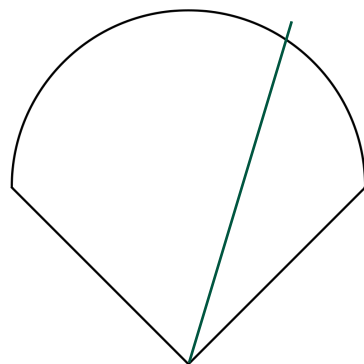
**ELI WEISNER**



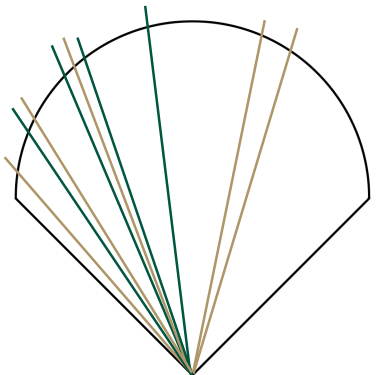
**CAM FISHER**




**WILL BUTCHER**



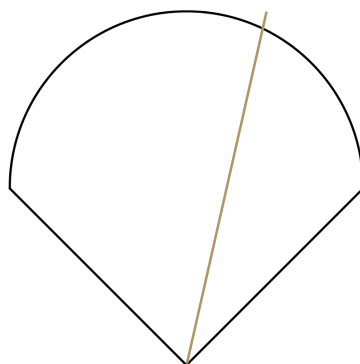
**JOSH PATRICK**



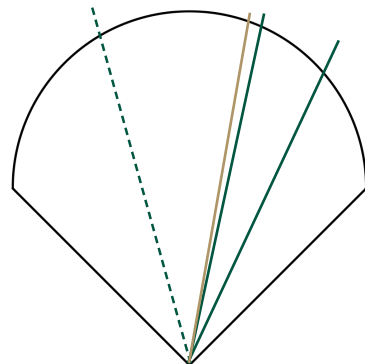
**JAKE CUNNINGHAM**



**JACK DRAGUM**



**SPENCER NOLAN**



**BLAKE JACKSON**

**■ - AT HOME    ■ - ON ROAD**

**..... - AT ATRIUM HEALTH BALLPARK    ---- - AT TRUIST FIELD**

## UNIFORM TRACKER

| Day  | Date     | Opponent               | Score           | Cap              | Rec.         | Jersey          | Rec.        | Pants           | Rec.        | Combo Record |
|------|----------|------------------------|-----------------|------------------|--------------|-----------------|-------------|-----------------|-------------|--------------|
| Fri. | Feb. 17  | Ball State             | L, 1-2          | All Green        | 0-1          | White Pinstripe | 0-1         | White Pinstripe | 0-1         | 0-1          |
| Sat. | Feb. 18  | Ball State (G1)        | W, 9-4 (7)      | Green/Gold Bill  | 1-0          | White CLT       | 1-0         | White           | 1-0         | 1-0          |
| Sat. |          | Ball State (G2)        | W, 9-5 (7)      | Green/Gold Bill  | 2-0          | White CLT       | 2-0         | White           | 2-0         | 2-0          |
| Sun. | Feb. 19  | Ball State             | W, 19-5 (7)     | Green/Gold Bill  | 3-0          | Green 9ATC      | 1-0         | White           | 3-0         | 1-0          |
| Tue. | Feb. 21  | at Clemson             | L, 5-9          | Green/Gold Bill  | 3-1          | Green 9ATC      | 1-1         | White           | 3-1         | 1-1          |
| Fri. | Feb. 24  | Army                   | L, 6-7 (13)     | All Green        | 0-2          | White Pinstripe | 0-2         | White Pinstripe | 0-2         | 0-2          |
| Sat. | Feb. 25  | Army                   | L, 10-11        | Green/Gold Bill  | 3-2          | White CLT       | 2-1         | White           | 3-2         | 2-1          |
| Sun. | Feb. 26  | Army                   | W, 11-2         | All Green        | 1-2          | Cream           | 1-0         | Cream           | 1-0         | 1-0          |
| Tue. | Feb. 28  | UNC Asheville          | W, 13-8         | All Green        | 2-2          | White Pinstripe | 1-2         | White Pinstripe | 1-2         | 1-2          |
| Fri. | March 3  | at #11 Virginia Tech   | L, 11-13 (10)   | All Green        | 2-3          | Green 9ATC      | 1-2         | Gray Pinstripe  | 0-1         | 0-1          |
| Sat. | March 4  | at #11 Virginia Tech   | L, 3-6          | All Green        | 2-4          | Gray CLT        | 0-1         | Gray            | 0-1         | 0-1          |
| Sun. | March 5  | at #11 Virginia Tech   | L, 4-12         | Green/Gold Bill  | 3-3          | Green 9ATC      | 1-3         | Cream           | 1-1         | 0-1          |
| Wed. | March 8  | UNCW +                 | L, 9-11         | All Green        | 2-5          | White Pinstripe | 1-3         | White Pinstripe | 1-3         | 1-3          |
| Fri. | March 10 | Old Dominion           | W, 10-2         | All Green        | 3-5          | Cream           | 2-0         | Cream           | 2-1         | 2-0          |
| Sat. | March 11 | Old Dominion           | L, 2-11         | All Green        | 3-6          | Cream           | 2-1         | Cream           | 2-2         | 2-1          |
| Sun. | March 12 | Old Dominion           | <b>CANCELED</b> |                  |              |                 |             |                 |             |              |
| Tue. | March 14 | #18 North Carolina     | L, 3-16         | All Green        | 3-7          | White Pinstripe | 1-4         | White Pinstripe | 1-4         | 1-4          |
| Fri. | March 17 | at Louisiana Tech *    | L, 1-2          | All Green        | 3-8          | Green 9ATC      | 1-4         | Gray Pinstripe  | 0-2         | 0-2          |
| Sat. | March 18 | at Louisiana Tech *    | W, 14-6         | All Green        | 4-8          | Gray CLT        | 1-1         | Gray            | 1-1         | 1-1          |
| Sun. | March 19 | at Louisiana Tech *    | W, 9-0          | Green/Gold Bill  | 4-3          | Green 9ATC      | 2-4         | Cream           | 3-2         | 1-1          |
| Tue. | March 21 | #4 South Carolina &    | W, 6-2          | All Green        | 5-8          | Green 9ATC      | 3-4         | White Pinstripe | 2-4         | 1-0          |
| Fri. | March 24 | Dallas Baptist *       | L, 2-6          | All Green        | 5-9          | Cream           | <b>2-2</b>  | Cream           | 3-3         | <b>2-2</b>   |
| Sat. | March 25 | Dallas Baptist *       | L, 2-4          | Green/Gold Bill  | 4-4          | White CLT       | 2-2         | White           | 3-3         | 2-2          |
| Sun. | March 26 | Dallas Baptist *       | W, 8-1          | Green/Gold Bill  | 5-4          | Green 9ATC      | 4-4         | White           | 4-3         | 2-1          |
| Tue. | March 28 | Gardner-Webb           | W, 6-5          | All Green        | 6-9          | Green 9ATC      | 5-4         | White Pinstripe | 3-4         | 2-0          |
| Fri. | March 31 | at UAB *               | W, 11-3         | All Green        | 7-9          | Green 9ATC      | 6-4         | Gray Pinstripe  | 1-2         | 1-2          |
| Sat. | April 1  | at UAB *               | L, 1-2          | All Green        | 7-10         | Gray CLT        | 1-2         | Gray            | 1-2         | 1-2          |
| Sun. | April 2  | at UAB *               | W, 5-0          | Green/Gold Bill  | 6-4          | Green 9ATC      | 7-4         | Cream           | 4-3         | 2-1          |
| Tue. | April 4  | Radford                | W, 10-0 (7)     | All Green        | 8-10         | Green 9ATC      | 8-4         | White Pinstripe | 4-4         | 3-0          |
| Thu. | April 6  | UTSA (G1)*             | L, 3-5          | All Green        | 8-11         | White Pinstripe | 1-5         | White Pinstripe | 4-5         | 1-5          |
| Thu. |          | UTSA (G2)*             | W, 12-10        | All Green        | 9-11         | Green 9ATC      | 9-4         | White Pinstripe | 5-5         | <b>4-0</b>   |
| Fri. | April 8  | UTSA *                 | <b>CANCELED</b> |                  |              |                 |             |                 |             |              |
| Tue. | April 11 | Winthrop               | W, 4-3          | Green/Gold Bill  | 7-4          | Green 9ATC      | 10-4        | White           | 5-3         | 3-1          |
| Fri. | April 14 | at Rice *              | W, 1-0          | All Green        | 10-11        | Green 9ATC      | 11-4        | Gray Pinstripe  | 2-2         | 2-2          |
| Sat. | April 15 | at Rice *              | W, 4-1          | All Green        | 11-11        | Gray CLT        | 2-2         | Gray            | 2-2         | 2-2          |
| Sun. | April 16 | at Rice *              | W, 16-2         | Green/Gold Bill  | 8-4          | Green 9ATC      | 12-4        | Cream           | 5-3         | 3-1          |
| Tue. | April 18 | at #14 North Carolina  | L, 3-5          | All Green        | 11-12        | Gray CLT        | 2-3         | Gray            | 2-3         | 2-3          |
| Wed. | April 19 | #6 East Carolina &     | L, 2-6          | White/Green Bill | 0-1          | White CLT       | 2-3         | White           | 5-4         | <b>0-1</b>   |
| Fri. | April 21 | UAB *                  | W, 4-1          | All Green        | 12-12        | White Pinstripe | 2-5         | White Pinstripe | 6-5         | 2-5          |
| Sat. | April 22 | UAB *                  | W, 11-6         | Green/Gold Bill  | 9-4          | White CLT       | 3-3         | White           | 6-4         | 3-2          |
| Sun. | April 23 | UAB *                  | W, 2-0          | White/Green Bill | <b>1-1</b>   | Green 9ATC      | 13-4        | White           | 7-4         | <b>1-0</b>   |
| Tue. | April 25 | at Winthrop            | L, 2-5          | All Green        | 12-13        | Gray CLT        | 2-4         | Gray            | 2-4         | 2-4          |
| Fri. | April 28 | at WKU *               | L, 4-8          | All Green        | 12-14        | Green 9ATC      | 13-5        | Gray Pinstripe  | 2-3         | 2-3          |
| Sat. | April 29 | at WKU *               | L, 3-5          | All Green        | 12-14        | Gray CLT        | 2-5         | Gray            | 2-5         | 2-5          |
| Sun. | April 30 | at WKU *               | L, 10-14        | Green/Gold Bill  | 9-5          | Green 9ATC      | 13-5        | Cream           | 5-4         | 3-2          |
| Tue. | May 2    | at #7 Coastal Carolina | W, 7-3          | Green/Gold Bill  | 10-5         | Green 9ATC      | 14-5        | White           | 8-4         | 4-1          |
| Fri. | May 5    | Florida Atlantic *     | L, 2-3          | All Green        | 12-15        | White Pinstripe | <b>2-6</b>  | White Pinstripe | <b>6-6</b>  | <b>2-6</b>   |
| Sat. | May 6    | Florida Atlantic *     | L, 9-10         | Green/Gold Bill  | 10-6         | White CLT       | <b>3-4</b>  | White           | 8-5         | <b>3-3</b>   |
| Sun. | May 7    | Florida Atlantic *     | W, 12-4         | All Green        | 13-15        | Green 9ATC      | 15-5        | White           | 9-5         | <b>1-0</b>   |
| Fri. | May 12   | at FIU *               | L, 4-13         | All Green        | 13-16        | Green 9ATC      | 15-6        | Gray Pinstripe  | <b>2-4</b>  | <b>2-4</b>   |
| Sat. | May 13   | at FIU *               | L, 3-4          | All Green        | <b>13-17</b> | Gray CLT        | <b>2-6</b>  | Gray            | <b>2-6</b>  | <b>2-6</b>   |
| Sun. | May 14   | at FIU *               | W, 9-6          | Green/Gold Bill  | 11-6         | Green 9ATC      | 16-6        | Cream           | <b>6-4</b>  | <b>4-2</b>   |
| Tue. | May 16   | at #9 South Carolina   |                 | Green/Gold Bill  | <b>12-6</b>  | Green 9ATC      | <b>17-6</b> | White           | <b>10-5</b> | <b>5-1</b>   |
| Thu. | May 18   | Middle Tennessee *     |                 |                  |              |                 |             |                 |             |              |
| Fri. | May 19   | Middle Tennessee *     |                 |                  |              |                 |             |                 |             |              |
| Sat. | May 20   | Middle Tennessee *     |                 |                  |              |                 |             |                 |             |              |

\* Conference USA Game

& Played at Truist Field (Uptown Charlotte, N.C.)

+ Played at Atrium Health Ballpark (Kannapolis, N.C.)



## STARTING LINEUP BY POSITION

| Date     | Opponent               | P               | C       | 1B       | 2B       | 3B       | SS       | LF       | CF         | RF      | DH         | Score    |
|----------|------------------------|-----------------|---------|----------|----------|----------|----------|----------|------------|---------|------------|----------|
| Feb. 17  | Ball State             | Hudepohl        | Hopson  | Weisner  | Knight   | Stahlman | Dragum   | Nolan    | Jackson    | Fisher  | Butcher    | L, 1-2   |
| Feb. 18  | Ball State (G1)        | Evans           | Hopson  | Stahlman | Suarez   | Knight   | Dragum   | Patrick  | Jackson    | Fisher  | Butcher    | W, 9-4   |
|          | Ball State (G2)        | Kramer          | Hopson  | Stahlman | Suarez   | Knight   | Dragum   | Patrick  | Jackson    | Fisher  | Butcher    | W, 9-5   |
| Feb. 19  | Ball State             | Langhorne       | Hopson  | Stahlman | Suarez   | Knight   | Dragum   | Patrick  | Jackson    | Fisher  | Butcher    | W, 19-5  |
| Feb. 21  | at Clemson             | Kramer          | Hopson  | Stahlman | Suarez   | Knight   | Dragum   | Patrick  | Jackson    | Fisher  | Butcher    | L, 5-9   |
| Feb. 24  | Army                   | Hudepohl        | Hopson  | Stahlman | Suarez   | Knight   | Dragum   | Patrick  | Jackson    | Fisher  | Butcher    | L, 6-7   |
| Feb. 25  | Army                   | Evans           | Hopson  | Weisner  | Suarez   | Stahlman | Dragum   | Patrick  | Jackson    | Clark   | Tyndall    | L, 10-11 |
| Feb. 26  | Army                   | Langhorne       | Hopson  | Patrick  | Weisner  | Stahlman | Dragum   | Jackson  | Nolan      | Fisher  | Butcher    | W, 11-2  |
| Feb. 28  | UNC Asheville          | Dearman         | Hopson  | Patrick  | Weisner  | Stahlman | DeFranco | Butcher  | Fisher     | Clark   | Cunningham | W, 13-8  |
| March 3  | at #11 Virginia Tech   | Hudepohl        | Hopson  | Patrick  | Weisner  | Stahlman | Dragum   | Butcher  | Jackson    | Fisher  | Cunningham | L, 11-13 |
| March 4  | at #11 Virginia Tech   | Kramer          | Hopson  | Patrick  | Knight   | Stahlman | Dragum   | Jackson  | Fisher     | Clark   | Butcher    | L, 3-6   |
| March 5  | at #11 Virginia Tech   | Langhorne       | Tyndall | Butcher  | Knight   | Stahlman | Dragum   | Jackson  | Fisher     | Patrick | Cunningham | L, 4-12  |
| March 8  | UNCW +                 | Sims            | Hopson  | Stahlman | Suarez   | Knight   | Dragum   | Jackson  | Fisher     | Butcher | Cunningham | L, 9-11  |
| March 10 | Old Dominion           | Hudepohl        | Hopson  | Patrick  | DeFranco | Knight   | Dragum   | Jackson  | Fisher     | Butcher | Cunningham | W, 10-2  |
| March 11 | Old Dominion           | Kramer          | Hopson  | Patrick  | Stahlman | Knight   | Dragum   | Jackson  | Fisher     | Butcher | Cunningham | L, 2-11  |
| March 12 | Old Dominion           | <b>CANCELED</b> |         |          |          |          |          |          |            |         |            |          |
| March 14 | #18 North Carolina     | Spolyar         | Hopson  | Patrick  | Knight   | Stahlman | Dragum   | Jackson  | Fisher     | Butcher | Cunningham | L, 3-16  |
| March 17 | at Louisiana Tech *    | Hudepohl        | Hopson  | Nolan    | Knight   | Stahlman | Dragum   | Jackson  | DeFranco   | Fisher  | Cunningham | L, 1-2   |
| March 18 | at Louisiana Tech *    | Conte           | Hopson  | Nolan    | Knight   | Stahlman | Dragum   | Jackson  | DeFranco   | Fisher  | Cunningham | W, 14-6  |
| March 19 | at Louisiana Tech *    | Hansen          | Hopson  | Nolan    | Knight   | Stahlman | Dragum   | Jackson  | DeFranco   | Fisher  | Cunningham | W, 9-0   |
| March 21 | #4 South Carolina &    | Kramer          | Hopson  | Nolan    | Knight   | Stahlman | Dragum   | Jackson  | DeFranco   | Fisher  | Cunningham | W, 6-2   |
| March 24 | Dallas Baptist *       | Hudepohl        | Hopson  | Nolan    | Knight   | Stahlman | Dragum   | Jackson  | DeFranco   | Fisher  | Butcher    | L, 2-6   |
| March 25 | Dallas Baptist *       | Conte           | Hopson  | Nolan    | Suarez   | Stahlman | Dragum   | Jackson  | DeFranco   | Fisher  | Cunningham | L, 2-4   |
| March 26 | Dallas Baptist *       | Hansen          | Hopson  | Nolan    | Suarez   | Knight   | Dragum   | Jackson  | DeFranco   | Fisher  | Cunningham | W, 8-1   |
| March 28 | Gardner-Webb           | Kramer          | Hopson  | Nolan    | DeFranco | Knight   | Dragum   | Jackson  | Cunningham | Fisher  | Butcher    | W, 6-5   |
| March 31 | at UAB *               | Hudepohl        | Hopson  | Nolan    | DeFranco | Stahlman | Dragum   | Jackson  | Cunningham | Fisher  | Butcher    | W, 11-3  |
| April 1  | at UAB *               | Hansen          | Hopson  | Nolan    | DeFranco | Knight   | Dragum   | Jackson  | Cunningham | Fisher  | Butcher    | L, 1-2   |
| April 2  | at UAB *               | Thompson        | Hopson  | Nolan    | DeFranco | Stahlman | Dragum   | Jackson  | Cunningham | Fisher  | Butcher    | W, 5-0   |
| April 4  | Radford                | Kramer          | Hopson  | Nolan    | DeFranco | Knight   | Dragum   | Jackson  | Cunningham | Fisher  | Butcher    | W, 10-0  |
| April 6  | UTSA (G1)*             | Hudepohl        | Hopson  | Nolan    | DeFranco | Knight   | Dragum   | Jackson  | Cunningham | Fisher  | Butcher    | L, 3-5   |
|          | UTSA (G2)*             | Hansen          | Hopson  | Nolan    | Knight   | Stahlman | Dragum   | Jackson  | Cunningham | Fisher  | Butcher    | W, 12-10 |
| April 8  | UTSA *                 | <b>CANCELED</b> |         |          |          |          |          |          |            |         |            |          |
| April 11 | Winthrop               | Sims            | Hopson  | Nolan    | Knight   | Stahlman | Dragum   | Clark    | Cunningham | Fisher  | Butcher    | W, 4-3   |
| April 14 | at Rice *              | Hudepohl        | Hopson  | Nolan    | Knight   | Stahlman | Dragum   | DeFranco | Cunningham | Fisher  | Butcher    | W, 1-0   |
| April 15 | at Rice *              | Hansen          | Hopson  | Nolan    | Knight   | Stahlman | Dragum   | DeFranco | Cunningham | Fisher  | Butcher    | W, 4-1   |
| April 16 | at Rice *              | Thompson        | Hopson  | Nolan    | Knight   | Stahlman | Dragum   | DeFranco | Cunningham | Fisher  | Butcher    | W, 16-2  |
| April 18 | at #14 North Carolina  | Sims            | Hopson  | Nolan    | Knight   | Stahlman | Dragum   | DeFranco | Cunningham | Fisher  | Butcher    | L, 3-5   |
| April 19 | #6 East Carolina &     | Langhorne       | Hopson  | Nolan    | Knight   | Stahlman | Dragum   | DeFranco | Cunningham | Fisher  | Butcher    | L, 2-6   |
| April 21 | UAB *                  | Hudepohl        | Hopson  | Nolan    | Knight   | Stahlman | Dragum   | Jackson  | Cunningham | Fisher  | Butcher    | W, 4-1   |
| April 22 | UAB *                  | Thompson        | Hopson  | Nolan    | Knight   | Stahlman | Dragum   | DeFranco | Jackson    | Fisher  | Butcher    | W, 11-6  |
| April 23 | UAB *                  | Hansen          | Hopson  | Nolan    | Weisner  | Knight   | Dragum   | DeFranco | Jackson    | Fisher  | Butcher    | W, 2-0   |
| April 25 | at Winthrop            | Kramer          | Hopson  | Nolan    | Knight   | Stahlman | Dragum   | DeFranco | Jackson    | Fisher  | Butcher    | L, 2-5   |
| April 28 | at WKU *               | Hudepohl        | Hopson  | Nolan    | Knight   | Stahlman | Dragum   | DeFranco | Jackson    | Fisher  | Weisner    | L, 4-8   |
| April 29 | at WKU *               | Thompson        | Hopson  | Nolan    | Knight   | Stahlman | Dragum   | Clark    | Jackson    | Fisher  | Butcher    | L, 3-5   |
| April 30 | at WKU *               | Hansen          | Hopson  | Nolan    | Knight   | Stahlman | Dragum   | Clark    | Jackson    | Fisher  | Patrick    | L, 10-14 |
| May 2    | at #7 Coastal Carolina | Langhorne       | Hopson  | Nolan    | Knight   | Stahlman | Dragum   | DeFranco | Jackson    | Fisher  | Butcher    | W, 7-3   |
| May 5    | Florida Atlantic *     | Hudepohl        | Hopson  | Nolan    | Knight   | Stahlman | Dragum   | Jackson  | Cunningham | Fisher  | Butcher    | L, 2-3   |
| May 6    | Florida Atlantic *     | Hansen          | Hopson  | Nolan    | Knight   | Stahlman | Dragum   | Jackson  | Cunningham | Fisher  | Butcher    | L, 9-10  |
| May 7    | Florida Atlantic *     | Kramer          | Hopson  | Nolan    | Knight   | Stahlman | Dragum   | Jackson  | Cunningham | Fisher  | Butcher    | W, 12-4  |
| May 12   | at FIU *               | Hudepohl        | Hopson  | Nolan    | Knight   | Stahlman | Dragum   | Jackson  | Cunningham | Fisher  | Butcher    | L, 4-13  |
| May 13   | at FIU *               | Hansen          | Hopson  | Weisner  | Knight   | Stahlman | Dragum   | Jackson  | Cunningham | Fisher  | Butcher    | L, 3-4   |
| May 14   | at FIU *               | Kramer          | Hopson  | Weisner  | DeFranco | Stahlman | Dragum   | Jackson  | Cunningham | Fisher  | Butcher    | W, 9-6   |
| May 16   | at #9 South Carolina   | Dearman         | Hopson  | Nolan    | DeFranco | Stahlman | Dragum   | Jackson  | Cunningham | Fisher  | Butcher    | W, 11-9  |
| May 18   | Middle Tennessee *     |                 |         |          |          |          |          |          |            |         |            |          |
| May 19   | Middle Tennessee *     |                 |         |          |          |          |          |          |            |         |            |          |
| May 20   | Middle Tennessee *     |                 |         |          |          |          |          |          |            |         |            |          |

\* Conference USA Game

# Played at USF (Tampa, Fla.)

& Played at Truist Field (Uptown Charlotte, N.C.)

+ Played at Atrium Health Ballpark (Kannapolis, N.C.)

! Conference USA Championships (Hattiesburg, Miss.)



## STARTING LINEUP BY BATTING ORDER

| Date     | Opponent               | 1st             | 2nd        | 3rd        | 4th        | 5th      | 6th        | 7th      | 8th      | 9th      | Score    |
|----------|------------------------|-----------------|------------|------------|------------|----------|------------|----------|----------|----------|----------|
| Feb. 17  | Ball State             | Jackson         | Knight     | Fisher     | Butcher    | Dragum   | Hopson     | Stahlman | Weisner  | Nolan    | L, 1-2   |
| Feb. 18  | Ball State (G1)        | Jackson         | Knight     | Fisher     | Butcher    | Dragum   | Hopson     | Patrick  | Stahlman | Suarez   | W, 9-4   |
|          | Ball State (G2)        | Jackson         | Knight     | Fisher     | Butcher    | Dragum   | Hopson     | Patrick  | Stahlman | Suarez   | W, 9-5   |
| Feb. 19  | Ball State             | Jackson         | Knight     | Fisher     | Butcher    | Hopson   | Patrick    | Dragum   | Stahlman | Suarez   | W, 19-5  |
| Feb. 21  | at Clemson             | Jackson         | Knight     | Fisher     | Butcher    | Hopson   | Patrick    | Dragum   | Stahlman | Suarez   | L, 5-9   |
| Feb. 24  | Army                   | Patrick         | Fisher     | Knight     | Hopson     | Butcher  | Jackson    | Stahlman | Dragum   | Suarez   | L, 6-7   |
| Feb. 25  | Army                   | Jackson         | Hopson     | Patrick    | Stahlman   | Tyndall  | Clark      | Weisner  | Suarez   | Dragum   | L, 10-11 |
| Feb. 26  | Army                   | Stahlman        | Fisher     | Butcher    | Hopson     | Patrick  | Weisner    | Jackson  | Dragum   | Nolan    | W, 11-2  |
| Feb. 28  | UNC Asheville          | Clark           | Cunningham | Fisher     | Butcher    | Hopson   | Weisner    | Patrick  | Stahlman | DeFranco | W, 13-8  |
| March 3  | at #11 Virginia Tech   | Hopson          | Cunningham | Fisher     | Butcher    | Stahlman | Patrick    | Weisner  | Jackson  | Dragum   | L, 11-13 |
| March 4  | at #11 Virginia Tech   | Hopson          | Knight     | Fisher     | Butcher    | Stahlman | Patrick    | Clark    | Jackson  | Dragum   | L, 3-6   |
| March 5  | at #11 Virginia Tech   | Stahlman        | Knight     | Fisher     | Butcher    | Patrick  | Cunningham | Tyndall  | Jackson  | Dragum   | L, 4-12  |
| March 8  | UNCW +                 | Hopson          | Fisher     | Butcher    | Stahlman   | Knight   | Cunningham | Dragum   | Jackson  | Suarez   | L, 9-11  |
| March 10 | Old Dominion           | Hopson          | Cunningham | Butcher    | Fisher     | Knight   | Patrick    | Dragum   | Jackson  | DeFranco | W, 10-2  |
| March 11 | Old Dominion           | Hopson          | Cunningham | Fisher     | Butcher    | Stahlman | Patrick    | Knight   | Jackson  | Dragum   | L, 2-11  |
| March 12 | Old Dominion           | <b>CANCELED</b> |            |            |            |          |            |          |          |          |          |
| March 14 | #18 North Carolina     | Hopson          | Cunningham | Fisher     | Butcher    | Stahlman | Patrick    | Knight   | Jackson  | Dragum   | L, 3-16  |
| March 17 | at Louisiana Tech *    | Hopson          | Cunningham | Fisher     | Knight     | Stahlman | Dragum     | Jackson  | DeFranco | Nolan    | L, 1-2   |
| March 18 | at Louisiana Tech *    | Jackson         | Hopson     | Fisher     | Cunningham | Stahlman | Dragum     | Knight   | DeFranco | Nolan    | W, 14-6  |
| March 19 | at Louisiana Tech *    | Jackson         | Hopson     | Fisher     | Cunningham | Stahlman | Dragum     | DeFranco | Nolan    | Knight   | W, 9-0   |
| March 21 | #4 South Carolina &    | Jackson         | Dragum     | Fisher     | Cunningham | Hopson   | Stahlman   | DeFranco | Knight   | Nolan    | W, 6-2   |
| March 24 | Dallas Baptist *       | Jackson         | Dragum     | Fisher     | Butcher    | Hopson   | Stahlman   | Knight   | Nolan    | DeFranco | L, 2-6   |
| March 25 | Dallas Baptist *       | Hopson          | Jackson    | Cunningham | Fisher     | Dragum   | Stahlman   | Nolan    | DeFranco | Suarez   | L, 2-4   |
| March 26 | Dallas Baptist *       | Hopson          | Jackson    | Cunningham | Fisher     | Dragum   | DeFranco   | Suarez   | Nolan    | Knight   | W, 8-1   |
| March 28 | Gardner-Webb           | Jackson         | Dragum     | Fisher     | Cunningham | Butcher  | Hopson     | DeFranco | Knight   | Nolan    | W, 6-5   |
| March 31 | at UAB *               | Hopson          | Dragum     | Fisher     | Cunningham | Butcher  | Jackson    | DeFranco | Stahlman | Nolan    | W, 11-3  |
| April 1  | at UAB *               | Hopson          | Dragum     | Fisher     | Cunningham | Butcher  | Jackson    | Knight   | DeFranco | Nolan    | L, 1-2   |
| April 2  | at UAB *               | Hopson          | Dragum     | Fisher     | Cunningham | Butcher  | Jackson    | Nolan    | DeFranco | Stahlman | W, 5-0   |
| April 4  | Radford                | Hopson          | Dragum     | Fisher     | Cunningham | Butcher  | Jackson    | Nolan    | DeFranco | Knight   | W, 10-0  |
| April 6  | UTSA (G1)*             | Hopson          | Cunningham | Fisher     | Dragum     | Butcher  | Jackson    | Knight   | DeFranco | Nolan    | L, 3-5   |
|          | UTSA (G2)*             | Hopson          | Dragum     | Cunningham | Fisher     | Butcher  | Jackson    | Stahlman | Knight   | Nolan    | W, 12-10 |
| April 8  | UTSA *                 | <b>CANCELED</b> |            |            |            |          |            |          |          |          |          |
| April 11 | Winthrop               | Hopson          | Dragum     | Cunningham | Fisher     | Butcher  | Stahlman   | Knight   | Nolan    | Clark    | W, 4-3   |
| April 14 | at Rice *              | Stahlman        | Cunningham | Dragum     | Fisher     | Butcher  | Hopson     | Knight   | DeFranco | Nolan    | W, 1-0   |
| April 15 | at Rice *              | DeFranco        | Dragum     | Cunningham | Fisher     | Butcher  | Hopson     | Stahlman | Knight   | Nolan    | W, 4-1   |
| April 16 | at Rice *              | DeFranco        | Dragum     | Cunningham | Fisher     | Butcher  | Stahlman   | Hopson   | Knight   | Nolan    | W, 16-2  |
| April 18 | at #14 North Carolina  | Knight          | Dragum     | Cunningham | Fisher     | Butcher  | Stahlman   | Hopson   | Nolan    | DeFranco | L, 3-5   |
| April 19 | #6 East Carolina &     | Knight          | Dragum     | Cunningham | Fisher     | Butcher  | Stahlman   | DeFranco | Hopson   | Nolan    | L, 2-6   |
| April 21 | UAB *                  | Jackson         | Dragum     | Fisher     | Cunningham | Butcher  | Stahlman   | Knight   | Hopson   | Nolan    | W, 4-1   |
| April 22 | UAB *                  | Jackson         | Dragum     | Fisher     | Butcher    | Stahlman | Knight     | Hopson   | Nolan    | DeFranco | W, 11-6  |
| April 23 | UAB *                  | Jackson         | Dragum     | Fisher     | Knight     | Weisner  | Butcher    | Hopson   | Nolan    | DeFranco | W, 2-0   |
| April 25 | at Winthrop            | Jackson         | Dragum     | Fisher     | Knight     | Stahlman | Butcher    | Hopson   | Nolan    | DeFranco | L, 2-5   |
| April 28 | at WKU *               | Jackson         | Dragum     | Fisher     | Weisner    | Knight   | Hopson     | Nolan    | Stahlman | DeFranco | L, 4-8   |
| April 29 | at WKU *               | Jackson         | Dragum     | Butcher    | Fisher     | Knight   | Stahlman   | Clark    | Nolan    | Hopson   | L, 3-5   |
| April 30 | at WKU *               | Jackson         | Dragum     | Patrick    | Fisher     | Stahlman | Knight     | Hopson   | Clark    | Nolan    | L, 10-14 |
| May 2    | at #7 Coastal Carolina | Jackson         | Dragum     | Fisher     | Butcher    | Stahlman | Knight     | Hopson   | Nolan    | DeFranco | W, 7-3   |
| May 5    | Florida Atlantic *     | Jackson         | Cunningham | Fisher     | Dragum     | Stahlman | Knight     | Hopson   | Butcher  | Nolan    | L, 2-3   |
| May 6    | Florida Atlantic *     | Jackson         | Cunningham | Fisher     | Dragum     | Stahlman | Knight     | Hopson   | Butcher  | Nolan    | L, 9-10  |
| May 7    | Florida Atlantic *     | Jackson         | Cunningham | Fisher     | Dragum     | Stahlman | Butcher    | Hopson   | Knight   | Nolan    | W, 12-4  |
| May 12   | at FIU *               | Jackson         | Cunningham | Fisher     | Dragum     | Stahlman | Hopson     | Knight   | Butcher  | Nolan    | L, 4-13  |
| May 13   | at FIU *               | Jackson         | Dragum     | Fisher     | Cunningham | Stahlman | Butcher    | Hopson   | Knight   | Weisner  | L, 3-4   |
| May 14   | at FIU *               | Jackson         | Dragum     | Fisher     | Cunningham | Hopson   | Butcher    | Stahlman | Weisner  | DeFranco | W, 9-6   |
| May 16   | at #9 South Carolina   | Jackson         | Dragum     | Fisher     | Cunningham | Stahlman | Butcher    | Hopson   | DeFranco | Nolan    | W, 11-9  |
| May 18   | Middle Tennessee *     |                 |            |            |            |          |            |          |          |          |          |
| May 19   | Middle Tennessee *     |                 |            |            |            |          |            |          |          |          |          |
| May 20   | Middle Tennessee *     |                 |            |            |            |          |            |          |          |          |          |

\* Conference USA Game

& Played at Truist Field (Uptown Charlotte, N.C.)

+ Played at Atrium Health Ballpark (Kannapolis, N.C.)



# CHARLOTTE BASEBALL



## TEAM BATTING

| Date     | Opponent               | AB              | R         | H         | RBI       | 2B       | 3B       | HR       | BB        | IBB      | SB       | CS       | HBP      | SAC      | SF       | GDP      | K         | PO        | A         | E        | LOB       | AVG         |
|----------|------------------------|-----------------|-----------|-----------|-----------|----------|----------|----------|-----------|----------|----------|----------|----------|----------|----------|----------|-----------|-----------|-----------|----------|-----------|-------------|
| Feb. 17  | Ball State             | 28              | 1         | 3         | 1         | 0        | 0        | 0        | 15        | 0        | 0        | 0        | 0        | 0        | 0        | 0        | 14        | 27        | 7         | 1        | <b>15</b> | .107        |
| Feb. 18  | Ball State (G1)        | 22              | 9         | 6         | 8         | 1        | 0        | 1        | 10        | 0        | 0        | 0        | <b>4</b> | <b>1</b> | 0        | 0        | 6         | 21        | 7         | 0        | 10        | .273        |
|          | Ball State (G2)        | 26              | 9         | 8         | 8         | 2        | 0        | 1        | 7         | 0        | 0        | 0        | 1        | 0        | 0        | 0        | 6         | 21        | 5         | 0        | 7         | .308        |
| Feb. 19  | Ball State             | 27              | <b>19</b> | 8         | <b>15</b> | 1        | 0        | 0        | <b>18</b> | 0        | <b>2</b> | 0        | 3        | 0        | <b>1</b> | 0        | 7         | 21        | 6         | 0        | 12        | .296        |
| Feb. 21  | at Clemson             | 35              | 5         | 8         | 5         | 0        | 0        | 1        | 3         | 0        | 0        | 0        | 1        | 0        | <b>1</b> | 0        | 7         | 24        | 9         | 0        | 8         | .229        |
| Feb. 24  | Army                   | <b>49</b>       | 6         | 11        | 4         | 2        | 0        | 1        | 3         | 0        | 0        | 0        | 1        | 0        | 0        | 1        | 9         | <b>39</b> | <b>16</b> | 1        | 8         | .224        |
| Feb. 25  | Army                   | 35              | 10        | 10        | 10        | 1        | 0        | 5        | 5         | 0        | 0        | 0        | 0        | 0        | <b>1</b> | 1        | 10        | 27        | 11        | 0        | 4         | .286        |
| Feb. 26  | Army                   | 32              | 11        | 8         | 10        | 2        | 0        | 2        | 8         | 0        | 0        | 0        | 0        | 0        | 0        | 0        | 6         | 27        | 9         | 0        | 5         | .250        |
| Feb. 28  | UNC Asheville          | 34              | 13        | 11        | 11        | 4        | 0        | 3        | 15        | 0        | <b>2</b> | 0        | 0        | <b>1</b> | 0        | 0        | 7         | 27        | 14        | 0        | 13        | .324        |
| March 3  | at #11 Virginia Tech   | 37              | 11        | 11        | 10        | 2        | 0        | 2        | 9         | 0        | 1        | 0        | 1        | 0        | <b>1</b> | 2        | 9         | 29        | 6         | 0        | 7         | .297        |
| March 4  | at #11 Virginia Tech   | 34              | 3         | 7         | 3         | 1        | 0        | 1        | 2         | 0        | 0        | 1        | 1        | 0        | 0        | 0        | 12        | 24        | 7         | 1        | 7         | .206        |
| March 5  | at #11 Virginia Tech   | 30              | 4         | 4         | 4         | 0        | 0        | 1        | 12        | 0        | 1        | 0        | 0        | 0        | 0        | 1        | 9         | 24        | 8         | <b>5</b> | 11        | .133        |
| March 8  | UNCW +                 | 36              | 9         | 11        | 9         | 2        | <b>1</b> | 2        | 7         | 0        | 0        | 0        | 0        | 0        | 0        | 1        | 10        | 27        | 2         | 1        | 7         | .306        |
| March 10 | Old Dominion           | 34              | 10        | 11        | 10        | 3        | 0        | 3        | 6         | 0        | 0        | 0        | 2        | 1        | 0        | 0        | 8         | 27        | 4         | 0        | 9         | .324        |
| March 11 | Old Dominion           | 32              | 2         | 6         | 2         | 2        | 0        | 0        | 3         | 0        | 0        | 0        | 1        | 0        | 0        | 1        | 10        | 27        | 7         | 1        | 7         | .188        |
| March 12 | Old Dominion           | <b>CANCELED</b> |           |           |           |          |          |          |           |          |          |          |          |          |          |          |           |           |           |          |           |             |
| March 14 | #18 North Carolina     | 33              | 3         | 7         | 2         | 1        | 0        | 2        | 3         | 0        | 0        | 0        | 0        | 0        | 0        | 1        | 10        | 27        | 8         | 2        | 6         | .212        |
| March 17 | at Louisiana Tech *    | 31              | 1         | 6         | 1         | 1        | 0        | 0        | 4         | 0        | 0        | 1        | 0        | 0        | 0        | 2        | 7         | 24        | 10        | 1        | 7         | .194        |
| March 18 | at Louisiana Tech *    | 45              | 14        | <b>22</b> | 11        | <b>6</b> | 0        | 0        | 3         | 0        | 0        | 0        | 1        | <b>1</b> | <b>1</b> | 1        | 4         | 27        | 3         | 0        | 10        | <b>.489</b> |
| March 19 | at Louisiana Tech *    | 38              | 9         | 13        | 8         | 2        | <b>1</b> | 1        | 4         | 0        | 1        | 1        | 1        | 0        | 0        | 1        | 9         | 27        | 4         | 2        | 7         | .342        |
| March 21 | #4 South Carolina &    | 34              | 6         | 11        | 6         | 1        | 0        | 1        | 3         | 1        | 1        | 0        | 0        | 0        | 0        | 1        | 13        | 27        | 7         | 0        | 7         | .324        |
| March 24 | Dallas Baptist *       | 30              | 2         | 3         | 2         | 0        | 0        | 1        | 1         | 0        | 0        | 0        | 0        | 0        | 0        | 0        | 15        | 27        | 9         | 2        | 2         | .100        |
| March 25 | Dallas Baptist *       | 32              | 2         | 6         | 2         | 1        | 0        | 1        | 2         | 0        | 0        | 1        | 2        | 0        | 0        | 0        | 13        | 27        | 9         | 0        | 7         | .188        |
| March 26 | Dallas Baptist *       | 29              | 8         | 8         | 8         | 1        | 0        | 0        | 10        | <b>2</b> | 0        | 1        | 1        | 0        | 0        | 0        | 9         | 27        | 9         | 0        | 8         | .276        |
| March 28 | Gardner-Webb           | 31              | 6         | 7         | 5         | 1        | 0        | 3        | 9         | 1        | 0        | 0        | 0        | 0        | <b>1</b> | 0        | 6         | 27        | 6         | 1        | 10        | .226        |
| March 31 | at UAB *               | 42              | 11        | 16        | 10        | 1        | 0        | 2        | 5         | 0        | 0        | 1        | 0        | <b>1</b> | 0        | 0        | 9         | 27        | 10        | 0        | 10        | .381        |
| April 1  | at UAB *               | 30              | 1         | 4         | 1         | 1        | 0        | 0        | 2         | 1        | 1        | 0        | 0        | 0        | 0        | 0        | 2         | 24        | 7         | 1        | 4         | .133        |
| April 2  | at UAB *               | 31              | 5         | 5         | 5         | 2        | 0        | 0        | 5         | 1        | <b>2</b> | 1        | 2        | 0        | <b>1</b> | 0        | 8         | 27        | 7         | 2        | 7         | .161        |
| April 4  | Radford                | 28              | 10        | 10        | 8         | 3        | 0        | 3        | 8         | 0        | 1        | 0        | 0        | 0        | 0        | 1        | 4         | 21        | 5         | 0        | 5         | .357        |
| April 6  | UTSA (G1)*             | 35              | 3         | 11        | 3         | 1        | 0        | 1        | 4         | 0        | 0        | 0        | 0        | 0        | 0        | 3        | 1         | 27        | 15        | 3        | 9         | .314        |
|          | UTSA (G2)*             | 33              | 12        | 11        | 12        | 2        | 0        | 4        | 2         | 0        | 0        | 0        | 2        | 0        | <b>1</b> | 1        | 9         | 27        | 11        | 1        | 2         | .333        |
| April 8  | UTSA *                 | <b>CANCELED</b> |           |           |           |          |          |          |           |          |          |          |          |          |          |          |           |           |           |          |           |             |
| April 11 | Winthrop               | 30              | 4         | 5         | 4         | 2        | 0        | 0        | 6         | 0        | 0        | 0        | 0        | 0        | 0        | 0        | 9         | 27        | 8         | 2        | 8         | .167        |
| April 14 | at Rice *              | 30              | 1         | 3         | 1         | 1        | 0        | 0        | 2         | 1        | 1        | 0        | 1        | 0        | 0        | 0        | 15        | 27        | 9         | 0        | 5         | .100        |
| April 15 | at Rice *              | 30              | 4         | 5         | 4         | 0        | 0        | 2        | 6         | 0        | 0        | <b>2</b> | 2        | 0        | <b>1</b> | 0        | 3         | 27        | 7         | 0        | 8         | .167        |
| April 16 | at Rice *              | 44              | 16        | 18        | <b>15</b> | 4        | 0        | 5        | 9         | 0        | <b>2</b> | 0        | 1        | 0        | 0        | 0        | 13        | 27        | 4         | 0        | 11        | .409        |
| April 18 | at #14 North Carolina  | 32              | 3         | 7         | 3         | 2        | 0        | 1        | 2         | 0        | 0        | 0        | 0        | 0        | 0        | 1        | 10        | 24        | 10        | 0        | 4         | .219        |
| April 19 | #6 East Carolina &     | 33              | 2         | 5         | 2         | 1        | 0        | 1        | 2         | 0        | 0        | 0        | 2        | 0        | 0        | 0        | 12        | 27        | 3         | 1        | 8         | .152        |
| April 21 | UAB *                  | 34              | 4         | 12        | 4         | 1        | <b>1</b> | 1        | 5         | 0        | 0        | 0        | 1        | <b>1</b> | 0        | 0        | 7         | 27        | 6         | 0        | 13        | .353        |
| April 22 | UAB *                  | 36              | 11        | 11        | 11        | 1        | 0        | 4        | 7         | 0        | 1        | 0        | 1        | 0        | 0        | 0        | 5         | 27        | 5         | 1        | 9         | .306        |
| April 23 | UAB *                  | 28              | 2         | 6         | 2         | 0        | 0        | 1        | 6         | 1        | 0        | <b>2</b> | 1        | 0        | 0        | 0        | 8         | 27        | 6         | 0        | 9         | .214        |
| April 25 | at Winthrop            | 31              | 2         | 3         | 1         | 1        | 0        | 1        | 4         | 0        | 0        | 0        | <b>4</b> | 0        | 0        | 0        | 13        | 24        | 7         | 1        | 10        | .097        |
| April 28 | at WKU *               | 34              | 4         | 7         | 4         | 1        | 0        | 3        | 4         | 0        | <b>2</b> | 0        | 0        | 0        | 0        | 0        | 11        | 24        | 11        | 2        | 7         | .206        |
| April 29 | at WKU *               | 31              | 3         | 4         | 3         | 1        | 0        | 1        | 3         | 0        | 1        | 0        | 1        | 0        | 0        | 1        | 8         | 24        | 9         | 0        | 5         | .129        |
| April 30 | at WKU *               | 39              | 10        | 11        | 10        | 0        | 0        | <b>6</b> | 2         | 0        | <b>2</b> | 0        | 1        | 0        | 0        | 0        | 11        | 24        | 11        | 3        | 5         | .282        |
| May 2    | at #7 Coastal Carolina | 35              | 7         | 12        | 5         | 3        | 0        | 0        | 8         | 0        | 0        | <b>2</b> | 3        | 0        | 0        | 1        | 13        | 27        | 13        | 0        | 13        | .343        |
| May 5    | Florida Atlantic *     | 27              | 2         | 5         | 2         | 0        | 0        | 0        | 8         | 1        | 1        | 0        | 0        | 0        | <b>1</b> | <b>5</b> | 12        | 27        | 8         | 2        | 7         | .185        |
| May 6    | Florida Atlantic *     | 37              | 9         | 12        | 9         | 4        | 0        | 3        | 5         | 0        | 0        | 1        | 1        | 0        | 0        | 1        | 12        | 27        | 13        | 1        | 7         | .324        |
| May 7    | Florida Atlantic *     | 36              | 12        | 13        | 12        | 4        | 0        | 2        | 8         | 0        | <b>2</b> | 0        | 0        | 0        | 0        | 1        | 5         | 27        | 10        | 0        | 8         | .361        |
| May 12   | at FIU *               | 33              | 4         | 7         | 3         | 1        | 0        | 2        | 6         | 0        | 0        | 0        | 1        | 0        | 0        | 0        | 6         | 24        | 7         | 1        | 9         | .212        |
| May 13   | at FIU *               | 31              | 3         | 4         | 3         | 1        | 0        | 0        | 6         | 0        | 1        | 0        | 1        | <b>1</b> | 0        | 0        | 12        | 26        | 12        | 0        | 9         | .129        |
| May 14   | at FIU *               | 38              | 9         | 9         | 6         | 0        | 0        | 1        | 8         | 0        | 1        | 0        | 2        | 0        | 0        | 0        | 7         | 27        | 10        | 0        | 12        | .237        |
| May 16   | at #9 South Carolina   | 41              | 11        | 15        | 9         | <b>6</b> | 0        | 1        | 6         | 1        | 1        | 1        | 1        | 0        | 0        | 0        | <b>16</b> | 27        | 10        | 0        | 10        | .366        |
| May 18   | Middle Tennessee *     |                 |           |           |           |          |          |          |           |          |          |          |          |          |          |          |           |           |           |          |           |             |
| May 19   | Middle Tennessee *     |                 |           |           |           |          |          |          |           |          |          |          |          |          |          |          |           |           |           |          |           |             |
| May 20   | Middle Tennessee *     |                 |           |           |           |          |          |          |           |          |          |          |          |          |          |          |           |           |           |          |           |             |

\* Conference USA Game

& Played at Truist Field (Uptown Charlotte, N.C.)

+ Played at Atrium Health Ballpark (Kannapolis, N.C.)





## TEAM PITCHING

| Date     | Opponent               | IP              | H        | R        | ER       | BB       | SO        | 2B | 3B | HR | WP       | BK       | HBP      | IBB | DP       | Score | Opp. Avg.   | ERA         |
|----------|------------------------|-----------------|----------|----------|----------|----------|-----------|----|----|----|----------|----------|----------|-----|----------|-------|-------------|-------------|
| Feb. 17  | Ball State             | 9.0             | 4        | 2        | 2        | 4        | 10        | 0  | 1  | 1  | 0        | 0        | 0        | 0   | 0        | 1-2   | .129        | 2.00        |
| Feb. 18  | Ball State (G1)        | 7.0             | 5        | 4        | 4        | 3        | 9         | 0  | 0  | 2  | 0        | 0        | 1        | 0   | <b>2</b> | 9-4   | .208        | 5.14        |
|          | Ball State (G2)        | 7.0             | 9        | 5        | 5        | 6        | 11        | 3  | 0  | 1  | 2        | 0        | 0        | 0   | 0        | 9-5   | .310        | 6.43        |
| Feb. 19  | Ball State             | 7.0             | 5        | 5        | 5        | 3        | 6         | 1  | 0  | 2  | 0        | 0        | 3        | 0   | 1        | 19-5  | .200        | 6.43        |
| Feb. 21  | at Clemson             | 8.0             | 10       | 9        | 9        | 5        | 8         | 2  | 1  | 1  | 1        | 0        | 1        | 0   | 0        | 5-9   | .313        | 10.13       |
| Feb. 24  | Army                   | <b>13.0</b>     | 13       | 7        | 6        | 5        | <b>20</b> | 2  | 0  | 2  | 0        | 0        | 2        | 0   | 1        | 6-7   | .260        | 4.15        |
| Feb. 25  | Army                   | 9.0             | 13       | 11       | 11       | 6        | 8         | 5  | 0  | 1  | 1        | 0        | 2        | 0   | 1        | 10-11 | .351        | 11.00       |
| Feb. 26  | Army                   | 9.0             | 6        | 2        | 2        | 3        | 8         | 2  | 0  | 1  | 1        | 0        | 1        | 0   | 1        | 11-2  | .188        | 2.00        |
| Feb. 28  | UNC Asheville          | 9.0             | 11       | 8        | 8        | 5        | 6         | 0  | 0  | 2  | 3        | 0        | 1        | 0   | <b>2</b> | 13-8  | .306        | 8.00        |
| March 3  | at #11 Virginia Tech   | 9.2             | 15       | 13       | 13       | 3        | 15        | 3  | 0  | 3  | 2        | 0        | 0        | 0   | 0        | 11-13 | .366        | 12.10       |
| March 4  | at #11 Virginia Tech   | 8.0             | 13       | 6        | 4        | 3        | 8         | 3  | 1  | 1  | 0        | <b>1</b> | 0        | 0   | 1        | 3-6   | .351        | 4.50        |
| March 5  | at #11 Virginia Tech   | 8.0             | 10       | 12       | 8        | 4        | 11        | 5  | 2  | 2  | 0        | 0        | 3        | 0   | 0        | 4-12  | .278        | 9.00        |
| March 8  | UNCW +                 | 9.0             | 15       | 11       | 10       | 5        | 14        | 3  | 0  | 1  | 0        | 1        | 2        | 0   | 0        | 9-11  | .366        | 10.00       |
| March 10 | Old Dominion           | 9.0             | 5        | 2        | 2        | <b>0</b> | 17        | 0  | 0  | 2  | 0        | 0        | 0        | 0   | 0        | 10-2  | .156        | 2.00        |
| March 11 | Old Dominion           | 9.0             | 15       | 11       | 10       | 5        | 8         | 0  | 2  | 2  | 2        | 0        | 0        | 0   | 1        | 2-11  | .366        | 10.00       |
| March 12 | Old Dominion           | <b>CANCELED</b> |          |          |          |          |           |    |    |    |          |          |          |     |          |       |             |             |
| March 14 | #18 North Carolina     | 9.0             | 17       | 16       | 15       | 8        | 10        | 7  | 0  | 3  | 2        | 0        | 2        | 0   | 1        | 3-16  | .395        | 15.00       |
| March 17 | at Louisiana Tech *    | 8.0             | 6        | 2        | 2        | 3        | 5         | 0  | 0  | 1  | 0        | 0        | 1        | 0   | 0        | 1-2   | .207        | 2.25        |
| March 18 | at Louisiana Tech *    | 9.0             | 8        | 6        | 6        | 4        | 10        | 2  | 0  | 4  | 0        | 0        | 0        | 0   | 0        | 14-6  | .235        | 6.00        |
| March 19 | at Louisiana Tech *    | 9.0             | 3        | <b>0</b> | <b>0</b> | 3        | 5         | 0  | 0  | 0  | 0        | 0        | 3        | 0   | 0        | 9-0   | .097        | <b>0.00</b> |
| March 21 | #4 South Carolina &    | 9.0             | 7        | 2        | 2        | 7        | 13        | 0  | 0  | 0  | 1        | 0        | 0        | 0   | 1        | 6-2   | .212        | 2.00        |
| March 24 | Dallas Baptist *       | 9.0             | 9        | 6        | 3        | 5        | 12        | 3  | 0  | 0  | 2        | 0        | 0        | 0   | 0        | 2-6   | .257        | 3.00        |
| March 25 | Dallas Baptist *       | 9.0             | 4        | 4        | 4        | 4        | 11        | 1  | 0  | 1  | 0        | 0        | 2        | 0   | 0        | 2-4   | .133        | 4.00        |
| March 26 | Dallas Baptist *       | 9.0             | 3        | 1        | 1        | 2        | 8         | 0  | 0  | 1  | 0        | 0        | 0        | 0   | <b>2</b> | 8-1   | .107        | 1.00        |
| March 28 | Gardner-Webb           | 9.0             | 7        | 5        | 4        | 4        | 9         | 0  | 0  | 3  | 0        | 0        | 0        | 0   | 0        | 6-5   | .226        | 4.00        |
| March 31 | at UAB *               | 9.0             | 5        | 3        | 3        | 3        | 11        | 1  | 0  | 1  | 0        | 0        | 0        | 0   | 1        | 11-3  | .167        | 3.00        |
| April 1  | at UAB *               | 8.0             | 5        | 2        | <b>0</b> | 3        | 6         | 1  | 0  | 0  | 1        | 0        | 0        | 0   | 0        | 1-2   | .167        | <b>0.00</b> |
| April 2  | at UAB *               | 9.0             | 3        | <b>0</b> | <b>0</b> | 8        | 12        | 1  | 0  | 0  | 0        | 0        | 1        | 0   | <b>2</b> | 5-0   | .103        | <b>0.00</b> |
| April 4  | Radford                | 7.0             | 3        | <b>0</b> | <b>0</b> | 1        | 10        | 0  | 0  | 0  | 1        | 0        | 1        | 0   | <b>2</b> | 10-0  | .136        | <b>0.00</b> |
| April 6  | UTSA (G1)*             | 9.0             | 6        | 5        | 3        | 3        | 3         | 0  | 1  | 0  | 1        | 0        | 0        | 0   | 0        | 3-5   | .176        | 3.00        |
|          | UTSA (G2)*             | 9.0             | 13       | 10       | 9        | 4        | 5         | 3  | 0  | 2  | 0        | 0        | 5        | 0   | 1        | 12-10 | .351        | 9.00        |
| April 8  | UTSA *                 | <b>CANCELED</b> |          |          |          |          |           |    |    |    |          |          |          |     |          |       |             |             |
| April 11 | Winthrop               | 9.0             | 6        | 3        | 2        | 3        | 15        | 1  | 0  | 0  | 0        | 0        | 2        | 0   | 0        | 4-3   | .188        | 2.00        |
| April 14 | at Rice *              | 9.0             | 5        | <b>0</b> | <b>0</b> | 2        | 13        | 2  | 0  | 0  | 0        | 0        | 0        | 0   | 0        | 1-0   | .161        | <b>0.00</b> |
| April 15 | at Rice *              | 9.0             | 4        | 1        | 1        | 3        | 7         | 1  | 0  | 0  | 0        | 0        | 2        | 0   | <b>2</b> | 4-1   | .138        | 1.00        |
| April 16 | at Rice *              | 9.0             | 7        | 2        | 2        | 3        | 10        | 3  | 1  | 0  | 0        | 0        | 0        | 0   | 0        | 16-2  | .206        | 2.00        |
| April 18 | at #14 North Carolina  | 8.0             | 10       | 5        | 5        | 8        | 9         | 2  | 0  | 1  | 1        | 0        | <b>7</b> | 0   | 1        | 3-5   | .303        | 5.63        |
| April 19 | #6 East Carolina &     | 9.0             | 9        | 6        | 6        | 4        | 10        | 1  | 0  | 2  | 1        | 0        | 1        | 0   | 0        | 2-6   | .250        | 6.00        |
| April 21 | UAB *                  | 9.0             | 4        | 1        | 1        | 2        | 13        | 2  | 0  | 0  | 0        | 0        | 0        | 0   | 0        | 4-1   | .129        | 1.00        |
| April 22 | UAB *                  | 9.0             | 9        | 6        | 6        | 4        | 12        | 3  | 0  | 1  | 1        | 0        | 0        | 0   | 1        | 11-6  | .265        | 6.00        |
| April 23 | UAB *                  | 9.0             | <b>1</b> | <b>0</b> | <b>0</b> | 2        | 10        | 0  | 0  | 0  | 0        | 0        | 0        | 0   | 1        | 2-0   | <b>.037</b> | <b>0.00</b> |
| April 25 | at Winthrop            | 8.0             | 8        | 5        | 5        | 4        | 9         | 2  | 0  | 1  | 3        | 0        | 0        | 0   | 1        | 2-5   | .267        | 5.63        |
| April 28 | at WKU *               | 8.0             | 11       | 8        | 7        | 3        | 10        | 2  | 0  | 0  | 0        | 0        | 0        | 0   | 0        | 4-8   | .324        | 7.88        |
| April 29 | at WKU *               | 8.0             | 9        | 5        | 5        | 2        | 4         | 1  | 1  | 0  | 0        | 0        | 0        | 0   | 0        | 3-5   | .290        | 5.63        |
| April 30 | at WKU *               | 8.0             | 15       | 14       | 10       | 3        | 6         | 4  | 0  | 1  | 0        | 0        | 1        | 0   | 0        | 10-14 | .405        | 11.25       |
| May 2    | at #7 Coastal Carolina | 9.0             | 6        | 3        | 3        | 5        | 9         | 2  | 0  | 0  | 3        | 0        | 0        | 0   | <b>2</b> | 7-3   | .194        | 3.00        |
| May 5    | Florida Atlantic *     | 9.0             | 5        | 3        | 2        | 4        | 15        | 2  | 0  | 0  | 0        | 0        | 1        | 0   | 0        | 2-3   | .152        | 2.00        |
| May 6    | Florida Atlantic *     | 9.0             | 13       | 10       | 9        | 6        | 8         | 4  | 1  | 2  | 0        | 0        | 0        | 0   | <b>2</b> | 9-10  | .342        | 9.00        |
| May 7    | Florida Atlantic *     | 9.0             | 5        | 4        | 4        | 6        | 7         | 0  | 0  | 2  | 2        | 0        | 0        | 0   | 0        | 12-4  | .156        | 4.00        |
| May 12   | at FIU *               | 8.0             | 12       | 13       | 8        | 6        | 11        | 2  | 1  | 4  | <b>5</b> | 0        | 3        | 0   | 0        | 4-13  | .316        | 9.00        |
| May 13   | at FIU *               | 8.2             | 7        | 4        | 4        | 2        | 9         | 3  | 0  | 2  | 0        | 0        | 2        | 0   | 0        | 3-4   | .212        | 4.15        |
| May 14   | at FIU *               | 9.0             | 9        | 6        | 6        | 5        | 7         | 4  | 0  | 0  | 0        | 0        | 0        | 0   | 1        | 9-6   | .273        | 6.00        |
| May 16   | at #9 South Carolina   | 9.0             | 9        | 9        | 9        | 10       | 11        | 2  | 0  | 3  | 3        | 0        | 0        | 0   | 1        | 11-9  | .265        | 9.00        |
| May 18   | Middle Tennessee *     |                 |          |          |          |          |           |    |    |    |          |          |          |     |          |       |             |             |
| May 19   | Middle Tennessee *     |                 |          |          |          |          |           |    |    |    |          |          |          |     |          |       |             |             |
| May 20   | Middle Tennessee *     |                 |          |          |          |          |           |    |    |    |          |          |          |     |          |       |             |             |

\* Conference USA Game

& Played at Truist Field (Uptown Charlotte, N.C.)

+ Played at Atrium Health Ballpark (Kannapolis, N.C.)



## OVERALL STATISTICS (All games Sorted by Batting avg)

Record: 26-25 Home: 16-12 Away: 10-13 C-USA: 14-12

| Player              | avg  | gp-gs | ab   | r   | h   | 2b | 3b | hr | rbi | tb  | slg% | bb  | hp | so  | gdp | ob%   | sf | sh | sb-att | po   | a   | e  | fld%  |  |
|---------------------|------|-------|------|-----|-----|----|----|----|-----|-----|------|-----|----|-----|-----|-------|----|----|--------|------|-----|----|-------|--|
| 1 Cam Fisher        | .320 | 51-50 | 181  | 56  | 58  | 8  | 0  | 22 | 48  | 132 | .729 | 50  | 7  | 51  | 1   | .483  | 0  | 0  | 7-7    | 96   | 0   | 0  | 1.000 |  |
| 19 Brandon Stahlman | .283 | 48-44 | 166  | 22  | 47  | 8  | 0  | 6  | 34  | 73  | .440 | 26  | 1  | 45  | 3   | .381  | 1  | 0  | 3-6    | 50   | 63  | 9  | .926  |  |
| 6 Jack Dragum       | .276 | 51-50 | 199  | 33  | 55  | 8  | 1  | 7  | 35  | 86  | .432 | 23  | 5  | 35  | 7   | .362  | 2  | 0  | 2-3    | 61   | 108 | 4  | .977  |  |
| 22 Will Butcher     | .267 | 50-42 | 176  | 31  | 47  | 11 | 0  | 9  | 34  | 85  | .483 | 17  | 6  | 41  | 2   | .350  | 1  | 0  | 0-1    | 19   | 1   | 1  | .952  |  |
| 9 Kaden Hopson      | .267 | 50-50 | 180  | 36  | 48  | 6  | 1  | 6  | 22  | 74  | .411 | 40  | 5  | 31  | 3   | .410  | 2  | 0  | 2-3    | 471  | 28  | 1  | .998  |  |
| 8 Blake Jackson     | .259 | 48-44 | 158  | 32  | 41  | 11 | 0  | 4  | 23  | 64  | .405 | 29  | 13 | 44  | 2   | .415  | 0  | 3  | 6-8    | 78   | 2   | 0  | 1.000 |  |
| 14 Austin Knight    | .221 | 46-42 | 163  | 25  | 36  | 7  | 0  | 10 | 33  | 73  | .448 | 10  | 4  | 42  | 3   | .279  | 2  | 1  | 0-1    | 50   | 88  | 8  | .945  |  |
| 23 Spencer Nolan    | .204 | 49-35 | 113  | 27  | 23  | 4  | 0  | 1  | 11  | 30  | .265 | 24  | 3  | 46  | 1   | .357  | 0  | 0  | 4-7    | 265  | 18  | 3  | .990  |  |
| -----               |      |       |      |     |     |    |    |    |     |     |      |     |    |     |     |       |    |    |        |      |     |    |       |  |
| 33 Jake Cunningham  | .284 | 36-34 | 134  | 32  | 38  | 9  | 0  | 9  | 35  | 74  | .552 | 21  | 1  | 36  | 3   | .382  | 1  | 0  | 1-1    | 42   | 0   | 1  | .977  |  |
| 3 Dante DeFranco    | .227 | 38-27 | 75   | 13  | 17  | 6  | 0  | 0  | 9   | 23  | .307 | 15  | 0  | 31  | 0   | .356  | 0  | 3  | 1-2    | 49   | 28  | 2  | .975  |  |
| 17 Josh Patrick     | .214 | 28-15 | 56   | 12  | 12  | 2  | 1  | 1  | 14  | 19  | .339 | 16  | 1  | 17  | 1   | .392  | 1  | 0  | 0-0    | 53   | 3   | 1  | .982  |  |
| 21 Eli Weisner      | .154 | 22-9  | 39   | 8   | 6   | 0  | 0  | 2  | 8   | 12  | .308 | 9   | 0  | 13  | 1   | .313  | 0  | 0  | 0-1    | 33   | 18  | 0  | 1.000 |  |
| 2 JD Suarez         | .154 | 20-9  | 26   | 5   | 4   | 0  | 0  | 0  | 1   | 4   | .154 | 10  | 0  | 7   | 0   | .389  | 0  | 0  | 1-2    | 18   | 17  | 0  | 1.000 |  |
| 24 Calvert Clark    | .143 | 20-6  | 28   | 6   | 4   | 1  | 0  | 0  | 0   | 5   | .179 | 8   | 2  | 12  | 1   | .368  | 0  | 0  | 0-0    | 8    | 1   | 0  | 1.000 |  |
| 26 Drew Tyndall     | .111 | 11-2  | 9    | 0   | 1   | 0  | 0  | 0  | 0   | 1   | .111 | 2   | 0  | 6   | 0   | .273  | 0  | 0  | 0-0    | 14   | 0   | 2  | .875  |  |
| 12 Huck Wathan      | .000 | 1-0   | 0    | 0   | 0   | 0  | 0  | 0  | 0   | 0   | .000 | 1   | 0  | 0   | 0   | 1.000 | 0  | 0  | 0-0    | 0    | 0   | 0  | .000  |  |
| Totals              | .257 | 51    | 1703 | 338 | 437 | 81 | 3  | 77 | 307 | 755 | .443 | 301 | 48 | 457 | 28  | .381  | 10 | 7  | 27-42  | 1333 | 417 | 39 | .978  |  |
| Opponents           | .244 | 51    | 1691 | 278 | 412 | 91 | 12 | 59 | 260 | 704 | .416 | 209 | 50 | 494 | 27  | .341  | 19 | 18 | 83-91  | 1322 | 390 | 42 | .976  |  |

LOB - Team (409), Opp (376). DPs turned - Team (32), Opp (36). IBB - Team (10), Fisher 8, Stahlman 1, Butcher 1. Picked off - Cunningham 2, Nolan 1, Fisher 1.

## (All games Sorted by Earned run avg)

| Player               | era   | w-l   | app | gs | cg | sho | sv | ip    | h   | r   | er  | bb  | so  | 2b | 3b | hr | b/avg | wp | hp | bk | sfa | sha |
|----------------------|-------|-------|-----|----|----|-----|----|-------|-----|-----|-----|-----|-----|----|----|----|-------|----|----|----|-----|-----|
| 44 Cameron Hansen    | 3.55  | 3-1   | 15  | 9  | 0  | 0/2 | 0  | 66.0  | 48  | 29  | 26  | 22  | 58  | 12 | 0  | 6  | .198  | 2  | 7  | 0  | 0   | 1   |
| 51 Wyatt Hudepohl    | 4.09  | 4-6   | 13  | 13 | 1  | 0/1 | 0  | 81.1  | 74  | 44  | 37  | 20  | 99  | 13 | 2  | 9  | .236  | 4  | 2  | 0  | 3   | 3   |
| -----                |       |       |     |    |    |     |    |       |     |     |     |     |     |    |    |    |       |    |    |    |     |     |
| 27 Christian Lothes  | 0.00  | 0-0   | 2   | 0  | 0  | 0/0 | 0  | 1.0   | 1   | 1   | 0   | 3   | 0   | 1  | 0  | 0  | .200  | 0  | 0  | 0  | 0   | 0   |
| 43 Hale Sims         | 3.91  | 1-0   | 18  | 3  | 0  | 0/0 | 0  | 25.1  | 21  | 12  | 11  | 17  | 31  | 3  | 0  | 1  | .231  | 8  | 4  | 1  | 4   | 0   |
| 34 Evan Michelson    | 4.06  | 1-4   | 23  | 0  | 0  | 0/4 | 6  | 31.0  | 25  | 16  | 14  | 8   | 32  | 3  | 2  | 4  | .225  | 1  | 4  | 0  | 1   | 3   |
| 29 Paxton Thompson   | 4.44  | 5-2   | 17  | 4  | 0  | 0/1 | 0  | 48.2  | 43  | 29  | 24  | 25  | 54  | 11 | 2  | 4  | .238  | 1  | 3  | 0  | 3   | 2   |
| 32 Brevin Yarbro     | 4.50  | 0-0   | 6   | 0  | 0  | 0/1 | 0  | 4.0   | 2   | 2   | 2   | 3   | 1   | 0  | 0  | 1  | .182  | 1  | 1  | 0  | 0   | 0   |
| 37 Collin Kramer     | 5.55  | 4-4   | 16  | 10 | 0  | 0/1 | 0  | 47.0  | 52  | 31  | 29  | 29  | 51  | 16 | 2  | 3  | .278  | 6  | 3  | 1  | 2   | 1   |
| 40 Andrew Spolyar    | 5.75  | 2-2   | 16  | 1  | 0  | 0/0 | 0  | 36.0  | 36  | 23  | 23  | 15  | 40  | 6  | 1  | 9  | .261  | 3  | 5  | 0  | 1   | 2   |
| 55 Donye Evans       | 5.80  | 2-0   | 20  | 2  | 0  | 0/1 | 1  | 35.2  | 25  | 25  | 23  | 26  | 45  | 5  | 0  | 6  | .194  | 3  | 3  | 0  | 0   | 3   |
| 35 Clark Dearman     | 6.52  | 2-0   | 14  | 2  | 0  | 0/1 | 0  | 19.1  | 28  | 21  | 14  | 6   | 24  | 5  | 2  | 4  | .322  | 2  | 2  | 0  | 0   | 3   |
| 45 Miles Langhorne   | 6.86  | 1-2   | 10  | 5  | 0  | 0/1 | 0  | 21.0  | 20  | 17  | 16  | 15  | 20  | 7  | 0  | 3  | .244  | 5  | 2  | 0  | 0   | 0   |
| 38 Sam Conte         | 7.47  | 0-2   | 13  | 2  | 0  | 0/0 | 0  | 15.2  | 17  | 13  | 13  | 11  | 22  | 6  | 0  | 4  | .270  | 0  | 6  | 0  | 0   | 0   |
| 47 Aubrey Gillentine | 9.53  | 1-1   | 8   | 0  | 0  | 0/0 | 0  | 5.2   | 10  | 6   | 6   | 2   | 8   | 2  | 0  | 2  | .417  | 2  | 0  | 0  | 2   | 0   |
| 53 Nick Cosentino    | 10.12 | 0-0   | 5   | 0  | 0  | 0/1 | 0  | 2.2   | 2   | 3   | 3   | 3   | 4   | 0  | 0  | 1  | .200  | 1  | 3  | 0  | 0   | 0   |
| 11 AJ Wilson         | 12.00 | 0-1   | 8   | 0  | 0  | 0/0 | 0  | 3.0   | 6   | 4   | 4   | 1   | 4   | 1  | 1  | 1  | .462  | 0  | 4  | 0  | 2   | 0   |
| 46 Matt Little       | 13.50 | 0-0   | 1   | 0  | 0  | 0/0 | 0  | 0.2   | 0   | 1   | 1   | 2   | 1   | 0  | 0  | 0  | .000  | 0  | 1  | 0  | 1   | 0   |
| 41 Joel Sarver       | 27.00 | 0-0   | 1   | 0  | 0  | 0/0 | 0  | 0.1   | 2   | 1   | 1   | 1   | 0   | 0  | 0  | 1  | 1.000 | 0  | 0  | 0  | 0   | 0   |
| Totals               | 4.98  | 26-25 | 51  | 51 | 1  | 5/5 | 7  | 444.1 | 412 | 278 | 246 | 209 | 494 | 91 | 12 | 59 | .244  | 39 | 50 | 2  | 19  | 18  |
| Opponents            | 6.37  | 25-26 | 51  | 51 | 1  | 0/0 | 9  | 440.2 | 437 | 338 | 312 | 301 | 457 | 81 | 3  | 77 | .257  | 51 | 48 | 1  | 10  | 7   |

PB - Team (2), Hopson 2, Opp (10). Pickoffs - Team (1), Conte 1, Opp (4). SBA/ATT - Hopson (78-85), Hansen (13-13), Hudepohl (12-13), Conte (10-11), Michelson (8-9), Thompson (7-8), Langhorne (8-8), Kramer (5-6), Spolyar (5-5), Tyndall (4-4), Dearman (4-4), Evans (3-4), Gillentine (3-4), Sims (3-3), Sarver (0-1), Wilson (1-1), Lothes (1-1).



## CONFERENCE STATISTICS (C-USA games only Sorted by Batting avg)

Record: 14-12 Home: 6-5 Away: 8-7 C-USA: 14-12

| Player              | avg  | gp-gs | ab  | r   | h   | 2b | 3b | hr | rbi | tb  | slg% | bb  | hp | so  | gdp | ob%  | sf | sh | sb-att | po  | a   | e  | fld%  |  |
|---------------------|------|-------|-----|-----|-----|----|----|----|-----|-----|------|-----|----|-----|-----|------|----|----|--------|-----|-----|----|-------|--|
| 6 Jack Dragum       | .355 | 26-26 | 110 | 19  | 39  | 8  | 1  | 5  | 27  | 64  | .582 | 9   | 2  | 9   | 6   | .407 | 2  | 0  | 2-3    | 31  | 64  | 2  | .979  |  |
| 1 Cam Fisher        | .309 | 26-26 | 97  | 24  | 30  | 3  | 0  | 10 | 24  | 63  | .649 | 23  | 3  | 23  | 0   | .455 | 0  | 0  | 4-4    | 57  | 0   | 0  | 1.000 |  |
| 19 Brandon Stahlman | .291 | 24-22 | 79  | 16  | 23  | 4  | 0  | 4  | 17  | 39  | .494 | 13  | 1  | 24  | 1   | .394 | 1  | 0  | 3-5    | 15  | 33  | 7  | .873  |  |
| 33 Jake Cunningham  | .275 | 21-20 | 80  | 18  | 22  | 4  | 0  | 6  | 23  | 44  | .550 | 10  | 1  | 24  | 0   | .363 | 0  | 0  | 1-1    | 28  | 0   | 1  | .966  |  |
| 8 Blake Jackson     | .272 | 23-23 | 81  | 18  | 22  | 5  | 0  | 2  | 12  | 33  | .407 | 14  | 6  | 20  | 2   | .416 | 0  | 2  | 4-5    | 40  | 1   | 0  | 1.000 |  |
| 23 Spencer Nolan    | .260 | 26-24 | 77  | 18  | 20  | 3  | 0  | 1  | 8   | 26  | .338 | 14  | 1  | 27  | 1   | .380 | 0  | 0  | 3-6    | 190 | 14  | 3  | .986  |  |
| 9 Kaden Hopson      | .245 | 26-26 | 102 | 15  | 25  | 4  | 1  | 2  | 6   | 37  | .363 | 10  | 3  | 16  | 1   | .328 | 1  | 0  | 1-2    | 227 | 12  | 1  | .996  |  |
| 22 Will Butcher     | .232 | 26-19 | 82  | 12  | 19  | 1  | 0  | 5  | 12  | 35  | .427 | 8   | 3  | 22  | 1   | .323 | 0  | 0  | 0-0    | 1   | 0   | 0  | 1.000 |  |
| 14 Austin Knight    | .214 | 25-22 | 84  | 13  | 18  | 3  | 0  | 6  | 17  | 39  | .464 | 7   | 1  | 19  | 2   | .280 | 1  | 1  | 0-0    | 21  | 48  | 2  | .972  |  |
| -----               |      |       |     |     |     |    |    |    |     |     |      |     |    |     |     |      |    |    |        |     |     |    |       |  |
| 17 Josh Patrick     | .200 | 8-1   | 10  | 0   | 2   | 1  | 0  | 0  | 1   | 3   | .300 | 0   | 0  | 6   | 1   | .200 | 0  | 0  | 0-0    | 3   | 0   | 0  | 1.000 |  |
| 3 Dante DeFranco    | .188 | 19-17 | 48  | 5   | 9   | 1  | 0  | 0  | 5   | 10  | .208 | 10  | 0  | 16  | 0   | .328 | 0  | 1  | 0-1    | 30  | 16  | 2  | .958  |  |
| 2 JD Suarez         | .143 | 6-2   | 7   | 1   | 1   | 0  | 0  | 0  | 0   | 1   | .143 | 3   | 0  | 3   | 0   | .400 | 0  | 0  | 0-1    | 5   | 6   | 0  | 1.000 |  |
| 24 Calvert Clark    | .091 | 7-2   | 11  | 2   | 1   | 0  | 0  | 0  | 0   | 1   | .091 | 1   | 2  | 4   | 1   | .286 | 0  | 0  | 0-0    | 4   | 1   | 0  | 1.000 |  |
| 21 Eli Weisner      | .071 | 8-4   | 14  | 1   | 1   | 0  | 0  | 0  | 0   | 1   | .071 | 5   | 0  | 6   | 0   | .316 | 0  | 0  | 0-1    | 14  | 3   | 0  | 1.000 |  |
| 26 Drew Tyndall     | .000 | 2-0   | 2   | 0   | 0   | 0  | 0  | 0  | 0   | 0   | .000 | 0   | 0  | 2   | 0   | .000 | 0  | 0  | 0-0    | 0   | 0   | 0  | .000  |  |
| Totals              | .262 | 26    | 884 | 162 | 232 | 37 | 2  | 41 | 152 | 396 | .448 | 127 | 23 | 221 | 16  | .368 | 5  | 4  | 18-29  | 683 | 222 | 22 | .976  |  |
| Opponents           | .215 | 26    | 842 | 116 | 181 | 45 | 5  | 22 | 104 | 302 | .359 | 95  | 21 | 230 | 9   | .308 | 6  | 12 | 43-46  | 684 | 212 | 22 | .976  |  |

LOB - Team (197), Opp (177). DPs turned - Team (13), Opp (20). IBB - Team (7), Fisher 6, Stahlman 1. Picked off - Nolan 1, Cunningham 1, Fisher 1.

## (C-USA games only Sorted by Earned run avg)

| Player               | era   | w-l   | app | gs | cg | sho | sv | ip    | h   | r   | er  | bb  | so  | 2b | 3b | hr | b/avg | wp | hp | bks | sfa | sha |
|----------------------|-------|-------|-----|----|----|-----|----|-------|-----|-----|-----|-----|-----|----|----|----|-------|----|----|-----|-----|-----|
| 44 Cameron Hansen    | 3.10  | 3-1   | 9   | 9  | 0  | 0/2 | 0  | 49.1  | 34  | 19  | 17  | 15  | 42  | 9  | 0  | 4  | .190  | 1  | 6  | 0   | 0   | 1   |
| 51 Wyatt Hudepohl    | 3.41  | 3-5   | 9   | 9  | 0  | 0/1 | 0  | 58.0  | 48  | 29  | 22  | 17  | 70  | 10 | 1  | 4  | .219  | 3  | 1  | 0   | 2   | 2   |
| 29 Paxton Thompson   | 5.34  | 4-1   | 8   | 4  | 0  | 0/1 | 0  | 32.0  | 33  | 21  | 19  | 18  | 28  | 10 | 2  | 2  | .273  | 0  | 1  | 0   | 2   | 2   |
| -----                |       |       |     |    |    |     |    |       |     |     |     |     |     |    |    |    |       |    |    |     |     |     |
| 47 Aubrey Gillentine | 0.00  | 0-0   | 2   | 0  | 0  | 0/0 | 0  | 1.1   | 1   | 0   | 0   | 0   | 1   | 0  | 0  | 0  | .200  | 0  | 0  | 0   | 0   | 0   |
| 11 AJ Wilson         | 0.00  | 0-0   | 1   | 0  | 0  | 0/0 | 0  | 0.1   | 0   | 0   | 0   | 0   | 0   | 0  | 0  | 0  | .000  | 0  | 0  | 0   | 0   | 0   |
| 35 Clark Dearman     | 1.29  | 1-0   | 5   | 0  | 0  | 0/0 | 0  | 7.0   | 10  | 8   | 1   | 1   | 11  | 1  | 2  | 1  | .313  | 0  | 1  | 0   | 0   | 3   |
| 40 Andrew Spolyar    | 2.16  | 1-0   | 7   | 0  | 0  | 0/0 | 0  | 16.2  | 10  | 4   | 4   | 9   | 14  | 2  | 0  | 3  | .172  | 0  | 3  | 0   | 0   | 1   |
| 55 Donye Evans       | 3.18  | 1-0   | 10  | 0  | 0  | 0/1 | 1  | 17.0  | 9   | 7   | 6   | 12  | 20  | 3  | 0  | 1  | .155  | 1  | 3  | 0   | 0   | 2   |
| 43 Hale Sims         | 3.24  | 0-0   | 7   | 0  | 0  | 0/0 | 0  | 8.1   | 6   | 3   | 3   | 5   | 9   | 1  | 0  | 0  | .200  | 4  | 0  | 0   | 1   | 0   |
| 45 Miles Langhorne   | 4.50  | 0-1   | 2   | 0  | 0  | 0/0 | 0  | 2.0   | 2   | 1   | 1   | 0   | 3   | 0  | 0  | 1  | .250  | 0  | 0  | 0   | 0   | 0   |
| 37 Collin Kramer     | 4.63  | 1-0   | 4   | 2  | 0  | 0/0 | 0  | 11.2  | 9   | 6   | 6   | 8   | 8   | 3  | 0  | 0  | .209  | 2  | 0  | 0   | 0   | 0   |
| 34 Evan Michelson    | 4.91  | 0-3   | 13  | 0  | 0  | 0/4 | 3  | 14.2  | 10  | 8   | 8   | 6   | 12  | 3  | 0  | 2  | .196  | 0  | 2  | 0   | 1   | 1   |
| 38 Sam Conte         | 7.56  | 0-1   | 4   | 2  | 0  | 0/0 | 0  | 8.1   | 8   | 7   | 7   | 3   | 11  | 3  | 0  | 3  | .242  | 0  | 2  | 0   | 0   | 0   |
| 53 Nick Cosentino    | 27.00 | 0-0   | 2   | 0  | 0  | 0/0 | 0  | 1.0   | 1   | 3   | 3   | 1   | 1   | 0  | 0  | 1  | .250  | 1  | 2  | 0   | 0   | 0   |
| Totals               | 3.80  | 14-12 | 26  | 26 | 0  | 4/4 | 4  | 227.2 | 181 | 116 | 96  | 95  | 230 | 45 | 5  | 22 | .215  | 12 | 21 | 0   | 6   | 12  |
| Opponents            | 5.96  | 12-14 | 26  | 26 | 1  | 0/0 | 5  | 228.0 | 232 | 162 | 151 | 127 | 221 | 37 | 2  | 41 | .262  | 17 | 23 | 1   | 5   | 4   |

PB - Team (1), Hopson 1, Opp (5). Pickoffs - Team (0), Opp (3). SBA/ATT - Hopson (42-45), Hudepohl (10-11), Hansen (7-7), Thompson (6-7), Michelson (6-6), Conte (6-6), Evans (3-4), Dearman (2-2), Sims (1-1), Langhorne (1-1), Spolyar (1-1).



## LAST SERIES STATS (All games - Series FIU Sorted by Batting avg)

Record: 1-2 Home: 0-0 Away: 1-2 C-USA: 1-2

| Player              | avg  | gp-gs | ab  | r  | h  | 2b | 3b | hr | rbi | tb | slg% | bb | hp | so | gdp | ob%  | sf | sh | sb-att | po | a  | e | fld%  |
|---------------------|------|-------|-----|----|----|----|----|----|-----|----|------|----|----|----|-----|------|----|----|--------|----|----|---|-------|
| 22 Will Butcher     | .400 | 3-3   | 10  | 1  | 4  | 0  | 0  | 1  | 1   | 7  | .700 | 2  | 1  | 1  | 0   | .538 | 0  | 0  | 0-0    | 0  | 0  | 0 | .000  |
| 6 Jack Dragum       | .357 | 3-3   | 14  | 3  | 5  | 2  | 0  | 0  | 2   | 7  | .500 | 2  | 0  | 3  | 0   | .438 | 0  | 0  | 0-0    | 3  | 10 | 0 | 1.000 |
| 33 Jake Cunningham  | .250 | 3-3   | 12  | 3  | 3  | 0  | 0  | 1  | 5   | 6  | .500 | 2  | 0  | 2  | 0   | .357 | 0  | 0  | 0-0    | 6  | 0  | 0 | 1.000 |
| 1 Cam Fisher        | .200 | 3-3   | 15  | 2  | 3  | 0  | 0  | 1  | 2   | 6  | .400 | 1  | 0  | 5  | 0   | .250 | 0  | 0  | 0-0    | 8  | 0  | 0 | 1.000 |
| 21 Eli Weisner      | .167 | 3-2   | 6   | 1  | 1  | 0  | 0  | 0  | 0   | 1  | .167 | 3  | 0  | 1  | 0   | .444 | 0  | 0  | 0-0    | 14 | 2  | 0 | 1.000 |
| 19 Brandon Stahlman | .111 | 3-3   | 9   | 3  | 1  | 0  | 0  | 0  | 1   | 1  | .111 | 4  | 0  | 2  | 0   | .385 | 0  | 0  | 2-2    | 1  | 6  | 1 | .875  |
| 9 Kaden Hopson      | .100 | 3-3   | 10  | 0  | 1  | 0  | 0  | 0  | 1   | 1  | .100 | 1  | 1  | 2  | 0   | .250 | 0  | 0  | 0-0    | 27 | 1  | 0 | 1.000 |
| 8 Blake Jackson     | .100 | 3-3   | 10  | 2  | 1  | 0  | 0  | 0  | 0   | 1  | .100 | 3  | 2  | 3  | 0   | .400 | 0  | 1  | 0-0    | 2  | 1  | 0 | 1.000 |
| -----               |      |       |     |    |    |    |    |    |     |    |      |    |    |    |     |      |    |    |        |    |    |   |       |
| 23 Spencer Nolan    | .250 | 3-1   | 4   | 0  | 1  | 0  | 0  | 0  | 0   | 1  | .250 | 0  | 0  | 1  | 0   | .250 | 0  | 0  | 0-0    | 9  | 1  | 0 | 1.000 |
| 14 Austin Knight    | .000 | 2-2   | 6   | 0  | 0  | 0  | 0  | 0  | 0   | 0  | .000 | 0  | 0  | 2  | 0   | .000 | 0  | 0  | 0-0    | 1  | 4  | 0 | 1.000 |
| 3 Dante DeFranco    | .000 | 2-1   | 3   | 1  | 0  | 0  | 0  | 0  | 0   | 0  | .000 | 2  | 0  | 1  | 0   | .400 | 0  | 0  | 0-0    | 2  | 2  | 0 | 1.000 |
| 2 JD Suarez         | .000 | 1-0   | 1   | 0  | 0  | 0  | 0  | 0  | 0   | 0  | .000 | 0  | 0  | 1  | 0   | .000 | 0  | 0  | 0-0    | 1  | 0  | 0 | 1.000 |
| 26 Drew Tyndall     | .000 | 1-0   | 1   | 0  | 0  | 0  | 0  | 0  | 0   | 0  | .000 | 0  | 0  | 1  | 0   | .000 | 0  | 0  | 0-0    | 0  | 0  | 0 | .000  |
| 24 Calvert Clark    | .000 | 1-0   | 1   | 0  | 0  | 0  | 0  | 0  | 0   | 0  | .000 | 0  | 0  | 0  | 0   | .000 | 0  | 0  | 0-0    | 0  | 0  | 0 | .000  |
| Totals              | .196 | 3     | 102 | 16 | 20 | 2  | 0  | 3  | 12  | 31 | .304 | 20 | 4  | 25 | 0   | .349 | 0  | 1  | 2-2    | 77 | 29 | 1 | .991  |
| Opponents           | .269 | 3     | 104 | 23 | 28 | 9  | 1  | 6  | 21  | 57 | .548 | 13 | 5  | 27 | 0   | .377 | 0  | 1  | 4-4    | 81 | 24 | 5 | .955  |

LOB - Team (30), Opp (23). DPs turned - Team (1), Opp (1). Picked off - Fisher 1.

## (All games - Series FIU Sorted by Earned run avg)

| Player               | era   | w-l | app | gs | cg | sho | sv | ip   | h  | r  | er | bb | so | 2b | 3b | hr | b/avg | wp | hp | bk | sfa | sha |
|----------------------|-------|-----|-----|----|----|-----|----|------|----|----|----|----|----|----|----|----|-------|----|----|----|-----|-----|
| 43 Hale Sims         | 0.00  | 0-0 | 1   | 0  | 0  | 0/0 | 0  | 3.0  | 1  | 0  | 0  | 3  | 6  | 0  | 0  | 0  | .100  | 3  | 0  | 0  | 0   | 0   |
| 44 Cameron Hansen    | 1.50  | 0-0 | 1   | 1  | 0  | 0/0 | 0  | 6.0  | 3  | 1  | 1  | 2  | 7  | 1  | 0  | 1  | .143  | 0  | 2  | 0  | 0   | 0   |
| 29 Paxton Thompson   | 2.84  | 1-0 | 1   | 0  | 0  | 0/0 | 0  | 6.1  | 4  | 2  | 2  | 2  | 6  | 1  | 0  | 0  | .190  | 0  | 0  | 0  | 0   | 1   |
| -----                |       |     |     |    |    |     |    |      |    |    |    |    |    |    |    |    |       |    |    |    |     |     |
| 47 Aubrey Gillentine | 0.00  | 0-0 | 1   | 0  | 0  | 0/0 | 0  | 1.0  | 0  | 0  | 0  | 0  | 1  | 0  | 0  | 0  | .000  | 0  | 0  | 0  | 0   | 0   |
| 38 Sam Conte         | 0.00  | 0-0 | 1   | 0  | 0  | 0/0 | 0  | 1.0  | 1  | 0  | 0  | 1  | 0  | 1  | 0  | 0  | .250  | 0  | 0  | 0  | 0   | 0   |
| 35 Clark Dearman     | 0.00  | 0-0 | 1   | 0  | 0  | 0/0 | 0  | 0.1  | 3  | 3  | 0  | 0  | 0  | 0  | 1  | 1  | .600  | 0  | 1  | 0  | 0   | 0   |
| 34 Evan Michelson    | 9.00  | 0-1 | 1   | 0  | 0  | 0/0 | 0  | 1.0  | 2  | 1  | 1  | 0  | 0  | 1  | 0  | 0  | .400  | 0  | 0  | 0  | 0   | 0   |
| 55 Donye Evans       | 10.80 | 0-0 | 1   | 0  | 0  | 0/0 | 0  | 1.2  | 2  | 2  | 2  | 0  | 2  | 1  | 0  | 1  | .286  | 0  | 0  | 0  | 0   | 0   |
| 37 Collin Kramer     | 13.50 | 0-0 | 1   | 1  | 0  | 0/0 | 0  | 2.2  | 5  | 4  | 4  | 3  | 1  | 3  | 0  | 0  | .417  | 0  | 0  | 0  | 0   | 0   |
| 51 Wyatt Hudepohl    | 20.25 | 0-1 | 1   | 1  | 0  | 0/0 | 0  | 2.2  | 7  | 8  | 6  | 1  | 4  | 1  | 0  | 3  | .438  | 1  | 0  | 0  | 0   | 0   |
| 53 Nick Cosentino    | 99.00 | 0-0 | 1   | 0  | 0  | 0/0 | 0  | 0.0  | 0  | 2  | 2  | 1  | 0  | 0  | 0  | 0  |       | 1  | 2  | 0  | 0   | 0   |
| Totals               | 6.31  | 1-2 | 3   | 3  | 0  | 0/0 | 0  | 25.2 | 28 | 23 | 18 | 13 | 27 | 9  | 1  | 6  | .269  | 5  | 5  | 0  | 0   | 1   |
| Opponents            | 4.33  | 2-1 | 3   | 3  | 0  | 0/0 | 0  | 27.0 | 20 | 16 | 13 | 20 | 25 | 2  | 0  | 3  | .196  | 3  | 4  | 0  | 0   | 1   |

PB - Team (1), Hopson 1, Opp (3). Pickoffs - Team (0), Opp (1). SBA/ATT - Hopson (4-4), Hansen (2-2), Thompson (1-1), Hudepohl (1-1).



## LAST FIVE GAMES (Last Five Games Sorted by Batting avg)

Record: 3-2 Home: 1-0 Away: 2-2 C-USA: 2-2

| Player              | avg  | gp-gs | ab  | r  | h  | 2b | 3b | hr | rbi | tb | slg% | bb | hp | so | gdp | ob%  | sf | sh | sb-att | po  | a  | e | fld%  |  |
|---------------------|------|-------|-----|----|----|----|----|----|-----|----|------|----|----|----|-----|------|----|----|--------|-----|----|---|-------|--|
| 23 Spencer Nolan    | .400 | 5-3   | 10  | 3  | 4  | 2  | 0  | 0  | 1   | 6  | .600 | 3  | 0  | 3  | 0   | .538 | 0  | 0  | 1-1    | 25  | 2  | 0 | 1.000 |  |
| 9 Kaden Hopson      | .389 | 5-5   | 18  | 3  | 7  | 1  | 0  | 0  | 2   | 8  | .444 | 2  | 2  | 3  | 0   | .500 | 0  | 0  | 0-0    | 45  | 2  | 0 | 1.000 |  |
| 22 Will Butcher     | .389 | 5-5   | 18  | 2  | 7  | 2  | 0  | 1  | 3   | 12 | .667 | 4  | 1  | 2  | 0   | .522 | 0  | 0  | 0-1    | 0   | 0  | 0 | .000  |  |
| 33 Jake Cunningham  | .381 | 5-5   | 21  | 6  | 8  | 1  | 0  | 2  | 13  | 15 | .714 | 3  | 0  | 3  | 0   | .458 | 0  | 0  | 0-0    | 11  | 0  | 0 | 1.000 |  |
| 8 Blake Jackson     | .300 | 5-5   | 20  | 6  | 6  | 0  | 0  | 1  | 5   | 9  | .450 | 4  | 2  | 6  | 0   | .462 | 0  | 1  | 1-1    | 4   | 2  | 0 | 1.000 |  |
| 6 Jack Dragum       | .240 | 5-5   | 25  | 4  | 6  | 2  | 0  | 1  | 3   | 11 | .440 | 2  | 0  | 6  | 1   | .296 | 0  | 0  | 0-0    | 3   | 17 | 0 | 1.000 |  |
| 1 Cam Fisher        | .182 | 5-5   | 22  | 4  | 4  | 1  | 0  | 1  | 2   | 8  | .364 | 5  | 0  | 8  | 0   | .333 | 0  | 0  | 1-1    | 12  | 0  | 0 | 1.000 |  |
| 19 Brandon Stahlman | .158 | 5-5   | 19  | 5  | 3  | 1  | 0  | 0  | 3   | 4  | .211 | 4  | 0  | 5  | 0   | .304 | 0  | 0  | 2-2    | 3   | 9  | 1 | .923  |  |
| -----               |      |       |     |    |    |    |    |    |     |    |      |    |    |    |     |      |    |    |        |     |    |   |       |  |
| 21 Eli Weisner      | .167 | 3-2   | 6   | 1  | 1  | 0  | 0  | 0  | 0   | 1  | .167 | 3  | 0  | 1  | 0   | .444 | 0  | 0  | 0-0    | 14  | 2  | 0 | 1.000 |  |
| 3 Dante DeFranco    | .125 | 3-2   | 8   | 2  | 1  | 1  | 0  | 0  | 0   | 2  | .250 | 2  | 0  | 5  | 0   | .300 | 0  | 0  | 0-0    | 7   | 3  | 0 | 1.000 |  |
| 14 Austin Knight    | .111 | 3-3   | 9   | 3  | 1  | 1  | 0  | 0  | 1   | 2  | .222 | 2  | 0  | 2  | 0   | .273 | 0  | 0  | 0-0    | 2   | 8  | 0 | 1.000 |  |
| 24 Calvert Clark    | .000 | 1-0   | 1   | 0  | 0  | 0  | 0  | 0  | 0   | 0  | .000 | 0  | 0  | 0  | 0   | .000 | 0  | 0  | 0-0    | 0   | 0  | 0 | .000  |  |
| 2 JD Suarez         | .000 | 2-0   | 1   | 0  | 0  | 0  | 0  | 0  | 0   | 0  | .000 | 0  | 0  | 1  | 0   | .000 | 0  | 0  | 0-0    | 1   | 0  | 0 | 1.000 |  |
| 26 Drew Tyndall     | .000 | 1-0   | 1   | 0  | 0  | 0  | 0  | 0  | 0   | 0  | .000 | 0  | 0  | 1  | 0   | .000 | 0  | 0  | 0-0    | 0   | 0  | 0 | .000  |  |
| Totals              | .268 | 5     | 179 | 39 | 48 | 12 | 0  | 6  | 33  | 78 | .436 | 34 | 5  | 46 | 1   | .399 | 0  | 1  | 5-6    | 131 | 49 | 1 | .994  |  |
| Opponents           | .247 | 5     | 170 | 36 | 42 | 11 | 1  | 11 | 33  | 88 | .518 | 29 | 5  | 45 | 1   | .373 | 0  | 1  | 8-9    | 132 | 41 | 7 | .961  |  |

LOB - Team (48), Opp (38). DPs turned - Team (2), Opp (2). IBB - Team (1), Fisher 1. Picked off - Fisher 1.

## (Last Five Games Sorted by Earned run avg)

| Player               | era   | w-l | app | gs | cg | sho | sv | ip   | h  | r  | er | bb | so | 2b | 3b | hr | b/avg | wp | hp | bks | sfa | sha |
|----------------------|-------|-----|-----|----|----|-----|----|------|----|----|----|----|----|----|----|----|-------|----|----|-----|-----|-----|
| 44 Cameron Hansen    | 1.50  | 0-0 | 1   | 1  | 0  | 0/0 | 0  | 6.0  | 3  | 1  | 1  | 2  | 7  | 1  | 0  | 1  | .143  | 0  | 2  | 0   | 0   | 0   |
| 29 Paxton Thompson   | 2.84  | 1-0 | 1   | 0  | 0  | 0/0 | 0  | 6.1  | 4  | 2  | 2  | 2  | 6  | 1  | 0  | 0  | .190  | 0  | 0  | 0   | 0   | 1   |
| 37 Collin Kramer     | 6.23  | 1-0 | 2   | 2  | 0  | 0/0 | 0  | 8.2  | 7  | 6  | 6  | 7  | 5  | 3  | 0  | 0  | .219  | 2  | 0  | 0   | 0   | 0   |
| -----                |       |     |     |    |    |     |    |      |    |    |    |    |    |    |    |    |       |    |    |     |     |     |
| 43 Hale Sims         | 0.00  | 0-0 | 1   | 0  | 0  | 0/0 | 0  | 3.0  | 1  | 0  | 0  | 3  | 6  | 0  | 0  | 0  | .100  | 3  | 0  | 0   | 0   | 0   |
| 38 Sam Conte         | 0.00  | 0-0 | 1   | 0  | 0  | 0/0 | 0  | 1.0  | 1  | 0  | 0  | 1  | 0  | 1  | 0  | 0  | .250  | 0  | 0  | 0   | 0   | 0   |
| 45 Miles Langhorne   | 2.45  | 0-0 | 1   | 0  | 0  | 0/0 | 0  | 3.2  | 1  | 1  | 1  | 4  | 3  | 0  | 0  | 0  | .091  | 1  | 0  | 0   | 0   | 0   |
| 34 Evan Michelson    | 3.38  | 0-1 | 2   | 0  | 0  | 0/0 | 1  | 2.2  | 3  | 1  | 1  | 0  | 2  | 1  | 0  | 0  | .300  | 0  | 0  | 0   | 0   | 0   |
| 55 Donye Evans       | 6.00  | 0-0 | 3   | 0  | 0  | 0/0 | 0  | 3.0  | 3  | 2  | 2  | 3  | 6  | 1  | 0  | 1  | .250  | 1  | 0  | 0   | 0   | 0   |
| 40 Andrew Spolyar    | 9.00  | 0-0 | 2   | 0  | 0  | 0/0 | 0  | 4.0  | 6  | 4  | 4  | 2  | 3  | 1  | 0  | 3  | .333  | 0  | 0  | 0   | 0   | 0   |
| 47 Aubrey Gillentine | 9.00  | 1-0 | 2   | 0  | 0  | 0/0 | 0  | 2.0  | 1  | 2  | 2  | 1  | 3  | 0  | 0  | 1  | .143  | 1  | 0  | 0   | 0   | 0   |
| 51 Wyatt Hudepohl    | 20.25 | 0-1 | 1   | 1  | 0  | 0/0 | 0  | 2.2  | 7  | 8  | 6  | 1  | 4  | 1  | 0  | 3  | .438  | 1  | 0  | 0   | 0   | 0   |
| 35 Clark Dearman     | 54.00 | 0-0 | 2   | 1  | 0  | 0/0 | 0  | 0.2  | 5  | 7  | 4  | 2  | 0  | 1  | 1  | 2  | .625  | 0  | 1  | 0   | 0   | 0   |
| 53 Nick Cosentino    | 99.00 | 0-0 | 1   | 0  | 0  | 0/0 | 0  | 0.0  | 0  | 2  | 2  | 1  | 0  | 0  | 0  | 0  |       | 1  | 2  | 0   | 0   | 0   |
| Totals               | 6.39  | 3-2 | 5   | 5  | 0  | 0/0 | 1  | 43.2 | 42 | 36 | 31 | 29 | 45 | 11 | 1  | 11 | .247  | 10 | 5  | 0   | 0   | 1   |
| Opponents            | 7.36  | 2-3 | 5   | 5  | 0  | 0/0 | 0  | 44.0 | 48 | 39 | 36 | 34 | 46 | 12 | 0  | 6  | .268  | 7  | 5  | 0   | 0   | 1   |

PB - Team (1), Hopson 1, Opp (3). Pickoffs - Team (0), Opp (1). SBA/ATT - Hopson (8-9), Langhorne (3-3), Hansen (2-2), Dearman (1-1), Gillentine (0-1), Hudepohl (1-1), Thompson (1-1).



## LAST 10 GAMES (Last 10 Games Sorted by Batting avg)

Record: 4-6 Home: 1-2 Away: 3-4 C-USA: 2-6

| Player              | avg  | gp-gs | ab  | r  | h  | 2b | 3b | hr | rbi | tb  | slg% | bb | hp | so  | gdp | ob%  | sf | sh | sb-att | po  | a   | e  | fld%  |
|---------------------|------|-------|-----|----|----|----|----|----|-----|-----|------|----|----|-----|-----|------|----|----|--------|-----|-----|----|-------|
| 9 Kaden Hopson      | .371 | 10-10 | 35  | 6  | 13 | 1  | 0  | 2  | 6   | 20  | .571 | 5  | 2  | 5   | 1   | .465 | 1  | 0  | 0-0    | 85  | 6   | 1  | .989  |
| 22 Will Butcher     | .323 | 10-9  | 31  | 5  | 10 | 2  | 0  | 2  | 5   | 18  | .581 | 7  | 1  | 7   | 1   | .462 | 0  | 0  | 0-1    | 0   | 0   | 0  | .000  |
| 8 Blake Jackson     | .316 | 10-10 | 38  | 10 | 12 | 2  | 0  | 2  | 8   | 20  | .526 | 8  | 4  | 14  | 0   | .480 | 0  | 1  | 3-4    | 15  | 2   | 0  | 1.000 |
| 19 Brandon Stahlman | .282 | 10-10 | 39  | 8  | 11 | 3  | 0  | 2  | 10  | 20  | .513 | 7  | 0  | 10  | 0   | .391 | 0  | 0  | 2-3    | 3   | 18  | 3  | .875  |
| 1 Cam Fisher        | .237 | 10-10 | 38  | 11 | 9  | 2  | 0  | 3  | 5   | 20  | .526 | 11 | 1  | 14  | 0   | .420 | 0  | 0  | 2-2    | 16  | 0   | 0  | 1.000 |
| 6 Jack Dragum       | .234 | 10-10 | 47  | 6  | 11 | 3  | 0  | 2  | 9   | 20  | .426 | 3  | 0  | 7   | 6   | .280 | 0  | 0  | 0-0    | 6   | 31  | 1  | .974  |
| 23 Spencer Nolan    | .231 | 10-8  | 26  | 7  | 6  | 3  | 0  | 0  | 1   | 9   | .346 | 6  | 0  | 11  | 0   | .375 | 0  | 0  | 2-2    | 76  | 5   | 0  | 1.000 |
| 14 Austin Knight    | .138 | 8-8   | 29  | 4  | 4  | 1  | 0  | 0  | 2   | 5   | .172 | 3  | 2  | 8   | 0   | .265 | 0  | 0  | 0-1    | 8   | 24  | 0  | 1.000 |
| -----               |      |       |     |    |    |    |    |    |     |     |      |    |    |     |     |      |    |    |        |     |     |    |       |
| 33 Jake Cunningham  | .357 | 7-7   | 28  | 8  | 10 | 1  | 0  | 3  | 15  | 20  | .714 | 5  | 0  | 7   | 0   | .455 | 0  | 0  | 0-0    | 15  | 0   | 0  | 1.000 |
| 3 Dante DeFranco    | .308 | 4-3   | 13  | 4  | 4  | 2  | 0  | 0  | 1   | 6   | .462 | 2  | 0  | 7   | 0   | .400 | 0  | 0  | 0-0    | 9   | 3   | 0  | 1.000 |
| 24 Calvert Clark    | .125 | 3-2   | 8   | 0  | 1  | 0  | 0  | 0  | 0   | 1   | .125 | 0  | 1  | 3   | 0   | .222 | 0  | 0  | 0-0    | 3   | 1   | 0  | 1.000 |
| 21 Eli Weisner      | .125 | 4-2   | 8   | 1  | 1  | 0  | 0  | 0  | 0   | 1   | .125 | 3  | 0  | 3   | 0   | .364 | 0  | 0  | 0-0    | 14  | 2   | 0  | 1.000 |
| 17 Josh Patrick     | .000 | 3-1   | 5   | 0  | 0  | 0  | 0  | 0  | 0   | 0   | .000 | 0  | 0  | 3   | 1   | .000 | 0  | 0  | 0-0    | 0   | 0   | 0  | .000  |
| 26 Drew Tyndall     | .000 | 2-0   | 2   | 0  | 0  | 0  | 0  | 0  | 0   | 0   | .000 | 0  | 0  | 2   | 0   | .000 | 0  | 0  | 0-0    | 0   | 0   | 0  | .000  |
| 2 JD Suarez         | .000 | 2-0   | 1   | 0  | 0  | 0  | 0  | 0  | 0   | 0   | .000 | 0  | 0  | 1   | 0   | .000 | 0  | 0  | 0-0    | 1   | 0   | 0  | 1.000 |
| Totals              | .264 | 10    | 348 | 70 | 92 | 20 | 0  | 16 | 62  | 160 | .460 | 60 | 11 | 102 | 9   | .388 | 1  | 1  | 9-13   | 260 | 103 | 7  | .981  |
| Opponents           | .265 | 10    | 340 | 71 | 90 | 24 | 3  | 14 | 61  | 162 | .476 | 49 | 7  | 87  | 4   | .369 | 0  | 7  | 21-23  | 267 | 88  | 11 | .970  |

LOB - Team (84), Opp (72). DPs turned - Team (6), Opp (10). IBB - Team (2), Stahlman 1, Fisher 1. Picked off - Fisher 1.

## (Last 10 Games Sorted by Earned run avg)

| Player               | era   | w-l | app | gs | cg | sho | sv | ip   | h  | r  | er | bb | so  | 2b | 3b | hr | b/avg | wp | hp | bks | sfa | sha |
|----------------------|-------|-----|-----|----|----|-----|----|------|----|----|----|----|-----|----|----|----|-------|----|----|-----|-----|-----|
| 37 Collin Kramer     | 4.11  | 2-0 | 4   | 2  | 0  | 0/0 | 0  | 15.1 | 9  | 7  | 7  | 10 | 12  | 4  | 0  | 0  | .170  | 3  | 0  | 0   | 0   | 0   |
| 44 Cameron Hansen    | 5.62  | 0-0 | 3   | 3  | 0  | 0/0 | 0  | 16.0 | 18 | 10 | 10 | 6  | 15  | 7  | 0  | 2  | .290  | 0  | 2  | 0   | 0   | 1   |
| 29 Paxton Thompson   | 7.30  | 1-1 | 3   | 1  | 0  | 0/0 | 0  | 12.1 | 14 | 11 | 10 | 4  | 11  | 3  | 1  | 0  | .292  | 0  | 0  | 0   | 0   | 2   |
| -----                |       |     |     |    |    |     |    |      |    |    |    |    |     |    |    |    |       |    |    |     |     |     |
| 38 Sam Conte         | 0.00  | 0-0 | 1   | 0  | 0  | 0/0 | 0  | 1.0  | 1  | 0  | 0  | 1  | 0   | 1  | 0  | 0  | .250  | 0  | 0  | 0   | 0   | 0   |
| 43 Hale Sims         | 2.25  | 0-0 | 2   | 0  | 0  | 0/0 | 0  | 4.0  | 4  | 1  | 1  | 3  | 6   | 0  | 0  | 0  | .250  | 3  | 0  | 0   | 0   | 0   |
| 55 Donye Evans       | 3.52  | 0-0 | 5   | 0  | 0  | 0/0 | 0  | 7.2  | 6  | 4  | 3  | 6  | 8   | 2  | 0  | 1  | .214  | 1  | 0  | 0   | 0   | 2   |
| 45 Miles Langhorne   | 4.91  | 0-1 | 3   | 1  | 0  | 0/0 | 0  | 7.1  | 6  | 4  | 4  | 7  | 6   | 1  | 0  | 1  | .231  | 3  | 0  | 0   | 0   | 0   |
| 51 Wyatt Hudepohl    | 6.23  | 0-1 | 2   | 2  | 0  | 0/0 | 0  | 8.2  | 9  | 8  | 6  | 2  | 15  | 2  | 0  | 3  | .250  | 1  | 1  | 0   | 0   | 0   |
| 47 Aubrey Gillentine | 9.00  | 1-0 | 2   | 0  | 0  | 0/0 | 0  | 2.0  | 1  | 2  | 2  | 1  | 3   | 0  | 0  | 1  | .143  | 1  | 0  | 0   | 0   | 0   |
| 40 Andrew Spolyar    | 10.38 | 0-0 | 3   | 0  | 0  | 0/0 | 0  | 4.1  | 6  | 5  | 5  | 3  | 3   | 1  | 0  | 3  | .316  | 0  | 0  | 0   | 0   | 0   |
| 35 Clark Dearman     | 12.00 | 0-0 | 4   | 1  | 0  | 0/0 | 0  | 3.0  | 8  | 10 | 4  | 3  | 4   | 1  | 2  | 2  | .444  | 0  | 1  | 0   | 0   | 2   |
| 34 Evan Michelson    | 12.60 | 0-3 | 4   | 0  | 0  | 0/0 | 1  | 5.0  | 8  | 7  | 7  | 2  | 4   | 2  | 0  | 1  | .348  | 0  | 1  | 0   | 0   | 0   |
| 53 Nick Cosentino    | 99.00 | 0-0 | 1   | 0  | 0  | 0/0 | 0  | 0.0  | 0  | 2  | 2  | 1  | 0   | 0  | 0  | 0  |       | 1  | 2  | 0   | 0   | 0   |
| Totals               | 6.23  | 4-6 | 10  | 10 | 0  | 0/0 | 1  | 86.2 | 90 | 71 | 60 | 49 | 87  | 24 | 3  | 14 | .265  | 13 | 7  | 0   | 0   | 7   |
| Opponents            | 6.57  | 6-4 | 10  | 10 | 0  | 0/0 | 2  | 89.0 | 92 | 70 | 65 | 60 | 102 | 20 | 0  | 16 | .264  | 9  | 11 | 0   | 1   | 1   |

PB - Team (1), Hopson 1, Opp (3). Pickoffs - Team (0), Opp (1). SBA/ATT - Hopson (20-22), Langhorne (6-6), Hansen (4-4), Thompson (4-4), Michelson (2-2), Hudepohl (2-2), Evans (1-1), Sims (1-1), Gillentine (0-1), Dearman (1-1), Kramer (0-1).



## HOME GAMES (Home games Sorted by Batting avg)

Record: 16-12 Home: 16-12 Away: 0-0 C-USA: 6-5

| Player              | avg  | gp-gs | ab  | r   | h   | 2b | 3b | hr | rbi | tb  | slg% | bb  | hp | so  | gdp | ob%  | sf | sh | sb-att | po  | a   | e  | fld%  |  |
|---------------------|------|-------|-----|-----|-----|----|----|----|-----|-----|------|-----|----|-----|-----|------|----|----|--------|-----|-----|----|-------|--|
| 1 Cam Fisher        | .358 | 28-27 | 95  | 32  | 34  | 3  | 0  | 16 | 32  | 85  | .895 | 27  | 4  | 20  | 1   | .516 | 0  | 0  | 4-4    | 45  | 0   | 0  | 1.000 |  |
| 9 Kaden Hopson      | .303 | 28-28 | 99  | 23  | 30  | 4  | 1  | 2  | 12  | 42  | .424 | 24  | 2  | 15  | 3   | .441 | 2  | 0  | 0-0    | 279 | 14  | 1  | .997  |  |
| 8 Blake Jackson     | .302 | 28-25 | 86  | 26  | 26  | 9  | 0  | 3  | 15  | 44  | .512 | 20  | 6  | 25  | 1   | .464 | 0  | 2  | 4-5    | 53  | 0   | 0  | 1.000 |  |
| 19 Brandon Stahlman | .279 | 26-22 | 86  | 8   | 24  | 3  | 0  | 3  | 18  | 36  | .419 | 16  | 0  | 26  | 2   | .392 | 0  | 0  | 1-2    | 34  | 25  | 5  | .922  |  |
| 14 Austin Knight    | .267 | 25-24 | 90  | 17  | 24  | 5  | 0  | 6  | 22  | 47  | .522 | 9   | 1  | 27  | 2   | .333 | 2  | 0  | 0-0    | 25  | 47  | 4  | .947  |  |
| 22 Will Butcher     | .265 | 27-24 | 98  | 19  | 26  | 6  | 0  | 6  | 22  | 50  | .510 | 9   | 4  | 20  | 2   | .348 | 1  | 0  | 0-0    | 10  | 0   | 0  | 1.000 |  |
| 6 Jack Dragum       | .225 | 28-27 | 102 | 17  | 23  | 2  | 0  | 4  | 18  | 37  | .363 | 15  | 2  | 19  | 5   | .336 | 0  | 0  | 0-0    | 33  | 61  | 3  | .969  |  |
| 23 Spencer Nolan    | .143 | 27-18 | 56  | 12  | 8   | 2  | 0  | 0  | 5   | 10  | .179 | 14  | 2  | 26  | 1   | .333 | 0  | 0  | 0-1    | 138 | 10  | 1  | .993  |  |
| -----               |      |       |     |     |     |    |    |    |     |     |      |     |    |     |     |      |    |    |        |     |     |    |       |  |
| 33 Jake Cunningham  | .300 | 19-18 | 70  | 13  | 21  | 6  | 0  | 4  | 14  | 39  | .557 | 11  | 0  | 19  | 0   | .395 | 0  | 0  | 0-0    | 19  | 0   | 1  | .950  |  |
| 17 Josh Patrick     | .216 | 19-10 | 37  | 10  | 8   | 1  | 1  | 1  | 11  | 14  | .378 | 13  | 1  | 13  | 1   | .431 | 0  | 0  | 0-0    | 36  | 2   | 1  | .974  |  |
| 21 Eli Weisner      | .200 | 13-5  | 20  | 6   | 4   | 0  | 0  | 1  | 7   | 7   | .350 | 6   | 0  | 7   | 0   | .385 | 0  | 0  | 0-1    | 19  | 14  | 0  | 1.000 |  |
| 3 Dante DeFranco    | .185 | 20-12 | 27  | 4   | 5   | 3  | 0  | 0  | 5   | 8   | .296 | 5   | 0  | 12  | 0   | .313 | 0  | 2  | 0-0    | 18  | 16  | 1  | .971  |  |
| 2 JD Suarez         | .111 | 15-8  | 18  | 5   | 2   | 0  | 0  | 0  | 1   | 2   | .111 | 9   | 0  | 5   | 0   | .407 | 0  | 0  | 1-2    | 13  | 15  | 0  | 1.000 |  |
| 24 Calvert Clark    | .077 | 12-3  | 13  | 5   | 1   | 0  | 0  | 0  | 0   | 1   | .077 | 7   | 1  | 5   | 0   | .429 | 0  | 0  | 0-0    | 5   | 0   | 0  | 1.000 |  |
| 26 Drew Tyndall     | .000 | 8-1   | 4   | 0   | 0   | 0  | 0  | 0  | 0   | 0   | .000 | 1   | 0  | 4   | 0   | .200 | 0  | 0  | 0-0    | 3   | 0   | 0  | 1.000 |  |
| Totals              | .262 | 28    | 901 | 197 | 236 | 44 | 2  | 46 | 182 | 422 | .468 | 186 | 23 | 243 | 18  | .399 | 5  | 4  | 10-15  | 744 | 226 | 20 | .980  |  |
| Opponents           | .238 | 28    | 934 | 150 | 222 | 43 | 5  | 34 | 144 | 377 | .404 | 114 | 26 | 288 | 18  | .333 | 13 | 6  | 47-50  | 698 | 203 | 21 | .977  |  |

LOB - Team (224), Opp (199). DPs turned - Team (20), Opp (22). IBB - Team (6), Fisher 4, Stahlman 1, Butcher 1. Picked off - Cunningham 1, Nolan 1.

## (Home games Sorted by Earned run avg)

| Player               | era   | w-l   | app | gs | cg | sho | sv | ip    | h   | r   | er  | bb  | so  | 2b | 3b | hr | b/avg | wp | hp | bk | sfa | sha |
|----------------------|-------|-------|-----|----|----|-----|----|-------|-----|-----|-----|-----|-----|----|----|----|-------|----|----|----|-----|-----|
| 51 Wyatt Hudepohl    | 2.22  | 2-3   | 7   | 7  | 1  | 0/0 | 0  | 48.2  | 36  | 17  | 12  | 7   | 61  | 6  | 2  | 4  | .198  | 2  | 2  | 0  | 1   | 1   |
| 44 Cameron Hansen    | 4.46  | 2-0   | 9   | 4  | 0  | 0/1 | 0  | 34.1  | 25  | 18  | 17  | 11  | 33  | 7  | 0  | 4  | .198  | 1  | 2  | 0  | 0   | 0   |
| -----                |       |       |     |    |    |     |    |       |     |     |     |     |     |    |    |    |       |    |    |    |     |     |
| 53 Nick Cosentino    | 0.00  | 0-0   | 2   | 0  | 0  | 0/1 | 0  | 1.0   | 1   | 0   | 0   | 0   | 3   | 0  | 0  | 0  | .250  | 0  | 1  | 0  | 0   | 0   |
| 34 Evan Michelson    | 1.53  | 1-1   | 12  | 0  | 0  | 0/1 | 4  | 17.2  | 12  | 3   | 3   | 5   | 13  | 0  | 0  | 1  | .197  | 0  | 1  | 0  | 0   | 3   |
| 32 Breven Yarbro     | 3.38  | 0-0   | 3   | 0  | 0  | 0/1 | 0  | 2.2   | 1   | 1   | 1   | 2   | 1   | 0  | 0  | 1  | .143  | 0  | 1  | 0  | 0   | 0   |
| 43 Hale Sims         | 4.20  | 1-0   | 10  | 2  | 0  | 0/0 | 0  | 15.0  | 13  | 8   | 7   | 10  | 18  | 3  | 0  | 0  | .241  | 3  | 3  | 1  | 2   | 0   |
| 29 Paxton Thompson   | 4.74  | 2-1   | 11  | 1  | 0  | 0/0 | 0  | 24.2  | 21  | 18  | 13  | 12  | 27  | 5  | 0  | 3  | .228  | 1  | 2  | 0  | 3   | 0   |
| 35 Clark Dearman     | 4.96  | 2-0   | 9   | 1  | 0  | 0/1 | 0  | 16.1  | 18  | 9   | 9   | 4   | 19  | 3  | 1  | 2  | .269  | 2  | 1  | 0  | 0   | 0   |
| 45 Miles Langhorne   | 5.91  | 1-1   | 6   | 3  | 0  | 0/1 | 0  | 10.2  | 9   | 7   | 7   | 7   | 10  | 3  | 0  | 2  | .220  | 2  | 1  | 0  | 0   | 0   |
| 37 Collin Kramer     | 6.75  | 3-1   | 8   | 6  | 0  | 0/1 | 0  | 22.2  | 24  | 17  | 17  | 18  | 30  | 5  | 1  | 3  | .273  | 4  | 1  | 0  | 2   | 0   |
| 47 Aubrey Gillentine | 6.75  | 0-0   | 4   | 0  | 0  | 0/0 | 0  | 2.2   | 6   | 2   | 2   | 1   | 3   | 2  | 0  | 1  | .545  | 1  | 0  | 0  | 2   | 0   |
| 40 Andrew Spolyar    | 6.95  | 1-2   | 10  | 1  | 0  | 0/0 | 0  | 22.0  | 25  | 17  | 17  | 9   | 25  | 3  | 1  | 6  | .287  | 2  | 3  | 0  | 1   | 1   |
| 55 Donye Evans       | 8.10  | 1-0   | 11  | 2  | 0  | 0/0 | 0  | 20.0  | 17  | 20  | 18  | 17  | 32  | 4  | 0  | 4  | .227  | 2  | 3  | 0  | 0   | 1   |
| 38 Sam Conte         | 9.82  | 0-2   | 7   | 1  | 0  | 0/0 | 0  | 7.1   | 9   | 8   | 8   | 8   | 10  | 2  | 0  | 1  | .300  | 0  | 2  | 0  | 0   | 0   |
| 46 Matt Little       | 13.50 | 0-0   | 1   | 0  | 0  | 0/0 | 0  | 0.2   | 0   | 1   | 1   | 2   | 1   | 0  | 0  | 0  | .000  | 0  | 1  | 0  | 1   | 0   |
| 11 AJ Wilson         | 20.25 | 0-1   | 5   | 0  | 0  | 0/0 | 0  | 1.1   | 3   | 3   | 3   | 0   | 2   | 0  | 0  | 1  | .500  | 0  | 2  | 0  | 1   | 0   |
| 41 Joel Sarver       | 27.00 | 0-0   | 1   | 0  | 0  | 0/0 | 0  | 0.1   | 2   | 1   | 1   | 1   | 0   | 0  | 0  | 1  | 1.000 | 0  | 0  | 0  | 0   | 0   |
| Totals               | 4.94  | 16-12 | 28  | 28 | 1  | 2/2 | 4  | 248.0 | 222 | 150 | 136 | 114 | 288 | 43 | 5  | 34 | .238  | 20 | 26 | 1  | 13  | 6   |
| Opponents            | 7.16  | 12-16 | 28  | 28 | 0  | 0/0 | 4  | 232.2 | 236 | 197 | 185 | 186 | 243 | 44 | 2  | 46 | .262  | 29 | 23 | 1  | 5   | 4   |

PB - Team (0), Opp (4). Pickoffs - Team (1), Conte 1, Opp (2). SBA/ATT - Hopson (47-49), Conte (7-8), Hudepohl (7-7), Hansen (6-6), Michelson (6-6), Spolyar (5-5), Kramer (4-4), Thompson (4-4), Gillentine (2-2), Evans (1-2), Dearman (2-2), Langhorne (2-2), Sarver (0-1), Sims (1-1).



## ROAD GAMES (Away games Sorted by Batting avg)

Record: 10-13 Home: 0-0 Away: 10-13 C-USA: 8-7

| Player              | avg  | gp-gs | ab  | r   | h   | 2b | 3b | hr | rbi | tb  | slg% | bb  | hp | so  | gdp | ob%   | sf | sh | sb-att | po  | a   | e  | fld%  |  |
|---------------------|------|-------|-----|-----|-----|----|----|----|-----|-----|------|-----|----|-----|-----|-------|----|----|--------|-----|-----|----|-------|--|
| 6 Jack Dragum       | .330 | 23-23 | 97  | 16  | 32  | 6  | 1  | 3  | 17  | 49  | .505 | 8   | 3  | 16  | 2   | .391  | 2  | 0  | 2-3    | 28  | 47  | 1  | .987  |  |
| 19 Brandon Stahlman | .288 | 22-22 | 80  | 14  | 23  | 5  | 0  | 3  | 16  | 37  | .463 | 10  | 1  | 19  | 1   | .370  | 1  | 0  | 2-4    | 16  | 38  | 4  | .931  |  |
| 1 Cam Fisher        | .279 | 23-23 | 86  | 24  | 24  | 5  | 0  | 6  | 16  | 47  | .547 | 23  | 3  | 31  | 0   | .446  | 0  | 0  | 3-3    | 51  | 0   | 0  | 1.000 |  |
| 22 Will Butcher     | .269 | 23-18 | 78  | 12  | 21  | 5  | 0  | 3  | 12  | 35  | .449 | 8   | 2  | 21  | 0   | .352  | 0  | 0  | 0-1    | 9   | 1   | 1  | .909  |  |
| 23 Spencer Nolan    | .263 | 22-17 | 57  | 15  | 15  | 2  | 0  | 1  | 6   | 20  | .351 | 10  | 1  | 20  | 0   | .382  | 0  | 0  | 4-6    | 127 | 8   | 2  | .985  |  |
| 3 Dante DeFranco    | .250 | 18-15 | 48  | 9   | 12  | 3  | 0  | 0  | 4   | 15  | .313 | 10  | 0  | 19  | 0   | .379  | 0  | 1  | 1-2    | 31  | 12  | 1  | .977  |  |
| 9 Kaden Hopson      | .222 | 22-22 | 81  | 13  | 18  | 2  | 0  | 4  | 10  | 32  | .395 | 16  | 3  | 16  | 0   | .370  | 0  | 0  | 2-3    | 192 | 14  | 0  | 1.000 |  |
| 8 Blake Jackson     | .208 | 20-19 | 72  | 6   | 15  | 2  | 0  | 1  | 8   | 20  | .278 | 9   | 7  | 19  | 1   | .352  | 0  | 1  | 2-3    | 25  | 2   | 0  | 1.000 |  |
| 14 Austin Knight    | .164 | 21-18 | 73  | 8   | 12  | 2  | 0  | 4  | 11  | 26  | .356 | 1   | 3  | 15  | 1   | .208  | 0  | 1  | 0-1    | 25  | 41  | 4  | .943  |  |
| -----               |      |       |     |     |     |    |    |    |     |     |      |     |    |     |     |       |    |    |        |     |     |    |       |  |
| 33 Jake Cunningham  | .266 | 17-16 | 64  | 19  | 17  | 3  | 0  | 5  | 21  | 35  | .547 | 10  | 1  | 17  | 3   | .368  | 1  | 0  | 1-1    | 23  | 0   | 0  | 1.000 |  |
| 2 JD Suarez         | .250 | 5-1   | 8   | 0   | 2   | 0  | 0  | 0  | 0   | 2   | .250 | 1   | 0  | 2   | 0   | .333  | 0  | 0  | 0-0    | 5   | 2   | 0  | 1.000 |  |
| 17 Josh Patrick     | .211 | 9-5   | 19  | 2   | 4   | 1  | 0  | 0  | 3   | 5   | .263 | 3   | 0  | 4   | 0   | .304  | 1  | 0  | 0-0    | 17  | 1   | 0  | 1.000 |  |
| 24 Calvert Clark    | .200 | 8-3   | 15  | 1   | 3   | 1  | 0  | 0  | 0   | 4   | .267 | 1   | 1  | 7   | 1   | .294  | 0  | 0  | 0-0    | 3   | 1   | 0  | 1.000 |  |
| 26 Drew Tyndall     | .200 | 3-1   | 5   | 0   | 1   | 0  | 0  | 0  | 0   | 1   | .200 | 1   | 0  | 2   | 0   | .333  | 0  | 0  | 0-0    | 11  | 0   | 2  | .846  |  |
| 21 Eli Weisner      | .105 | 9-4   | 19  | 2   | 2   | 0  | 0  | 1  | 1   | 5   | .263 | 3   | 0  | 6   | 1   | .227  | 0  | 0  | 0-0    | 14  | 4   | 0  | 1.000 |  |
| 12 Huck Wathan      | .000 | 1-0   | 0   | 0   | 0   | 0  | 0  | 0  | 0   | 0   | .000 | 1   | 0  | 0   | 0   | 1.000 | 0  | 0  | 0-0    | 0   | 0   | 0  | .000  |  |
| Totals              | .251 | 23    | 802 | 141 | 201 | 37 | 1  | 31 | 125 | 333 | .415 | 115 | 25 | 214 | 10  | .360  | 5  | 3  | 17-27  | 589 | 191 | 19 | .976  |  |
| Opponents           | .251 | 23    | 757 | 128 | 190 | 48 | 7  | 25 | 116 | 327 | .432 | 95  | 24 | 206 | 9   | .350  | 6  | 12 | 36-41  | 624 | 187 | 21 | .975  |  |

LOB - Team (185), Opp (177). DPs turned - Team (12), Opp (14). IBB - Team (4), Fisher 4. Picked off - Cunningham 1, Fisher 1.

## (Away games Sorted by Earned run avg)

| Player               | era   | w-l   | app | gs | cg | sho | sv | ip    | h   | r   | er  | bb  | so  | 2b | 3b | hr | b/avg | wp | hp | bks | sfa | sha |  |  |
|----------------------|-------|-------|-----|----|----|-----|----|-------|-----|-----|-----|-----|-----|----|----|----|-------|----|----|-----|-----|-----|--|--|
| 44 Cameron Hansen    | 2.56  | 1-1   | 6   | 5  | 0  | 0/1 | 0  | 31.2  | 23  | 11  | 9   | 11  | 25  | 5  | 0  | 2  | .197  | 1  | 5  | 0   | 0   | 1   |  |  |
| 29 Paxton Thompson   | 4.12  | 3-1   | 6   | 3  | 0  | 0/1 | 0  | 24.0  | 22  | 11  | 11  | 13  | 27  | 6  | 2  | 1  | .247  | 0  | 1  | 0   | 0   | 2   |  |  |
| 37 Collin Kramer     | 4.44  | 1-3   | 8   | 4  | 0  | 0/0 | 0  | 24.1  | 28  | 14  | 12  | 11  | 21  | 11 | 1  | 0  | .283  | 2  | 2  | 1   | 0   | 1   |  |  |
| 51 Wyatt Hudepohl    | 6.89  | 2-3   | 6   | 6  | 0  | 0/1 | 0  | 32.2  | 38  | 27  | 25  | 13  | 38  | 7  | 0  | 5  | .290  | 2  | 0  | 0   | 2   | 2   |  |  |
| -----                |       |       |     |    |    |     |    |       |     |     |     |     |     |    |    |    |       |    |    |     |     |     |  |  |
| 27 Christian Lothes  | 0.00  | 0-0   | 2   | 0  | 0  | 0/0 | 0  | 1.0   | 1   | 1   | 0   | 3   | 0   | 1  | 0  | 0  | .200  | 0  | 0  | 0   | 0   | 0   |  |  |
| 55 Donye Evans       | 2.87  | 1-0   | 9   | 0  | 0  | 0/1 | 1  | 15.2  | 8   | 5   | 5   | 9   | 13  | 1  | 0  | 2  | .148  | 1  | 0  | 0   | 0   | 2   |  |  |
| 43 Hale Sims         | 3.48  | 0-0   | 8   | 1  | 0  | 0/0 | 0  | 10.1  | 8   | 4   | 4   | 7   | 13  | 0  | 0  | 1  | .216  | 5  | 1  | 0   | 2   | 0   |  |  |
| 40 Andrew Spolyar    | 3.86  | 1-0   | 6   | 0  | 0  | 0/0 | 0  | 14.0  | 11  | 6   | 6   | 6   | 15  | 3  | 0  | 3  | .216  | 1  | 2  | 0   | 0   | 1   |  |  |
| 38 Sam Conte         | 5.40  | 0-0   | 6   | 1  | 0  | 0/0 | 0  | 8.1   | 8   | 5   | 5   | 3   | 12  | 4  | 0  | 3  | .242  | 0  | 4  | 0   | 0   | 0   |  |  |
| 11 AJ Wilson         | 5.40  | 0-0   | 3   | 0  | 0  | 0/0 | 0  | 1.2   | 3   | 1   | 1   | 1   | 2   | 1  | 1  | 0  | .429  | 0  | 2  | 0   | 1   | 0   |  |  |
| 32 Breven Yarbro     | 6.75  | 0-0   | 3   | 0  | 0  | 0/0 | 0  | 1.1   | 1   | 1   | 1   | 1   | 0   | 0  | 0  | 0  | .250  | 1  | 0  | 0   | 0   | 0   |  |  |
| 34 Evan Michelson    | 7.43  | 0-3   | 11  | 0  | 0  | 0/3 | 2  | 13.1  | 13  | 13  | 11  | 3   | 19  | 3  | 2  | 3  | .260  | 1  | 3  | 0   | 1   | 0   |  |  |
| 45 Miles Langhorne   | 7.84  | 0-1   | 4   | 2  | 0  | 0/0 | 0  | 10.1  | 11  | 10  | 9   | 8   | 10  | 4  | 0  | 1  | .268  | 3  | 1  | 0   | 0   | 0   |  |  |
| 47 Aubrey Gillentine | 12.00 | 1-1   | 4   | 0  | 0  | 0/0 | 0  | 3.0   | 4   | 4   | 4   | 1   | 5   | 0  | 0  | 1  | .308  | 1  | 0  | 0   | 0   | 0   |  |  |
| 35 Clark Dearman     | 15.00 | 0-0   | 5   | 1  | 0  | 0/0 | 0  | 3.0   | 10  | 12  | 5   | 2   | 5   | 2  | 1  | 2  | .500  | 0  | 1  | 0   | 0   | 3   |  |  |
| 53 Nick Cosentino    | 16.20 | 0-0   | 3   | 0  | 0  | 0/0 | 0  | 1.2   | 1   | 3   | 3   | 3   | 1   | 0  | 0  | 1  | .167  | 1  | 2  | 0   | 0   | 0   |  |  |
| Totals               | 5.04  | 10-13 | 23  | 23 | 0  | 3/3 | 3  | 196.1 | 190 | 128 | 110 | 95  | 206 | 48 | 7  | 25 | .251  | 19 | 24 | 1   | 6   | 12  |  |  |
| Opponents            | 5.50  | 13-10 | 23  | 23 | 1  | 0/0 | 5  | 208.0 | 201 | 141 | 127 | 115 | 214 | 37 | 1  | 31 | .251  | 22 | 25 | 0   | 5   | 3   |  |  |

PB - Team (2), Hopson 2, Opp (6). Pickoffs - Team (0), Opp (2). SBA/ATT - Hopson (31-36), Hansen (7-7), Hudepohl (5-6), Langhorne (6-6), Tyndall (4-4), Thompson (3-4), Michelson (2-3), Conte (3-3), Kramer (1-2), Evans (2-2), Gillentine (1-2), Sims (2-2), Dearman (2-2), Lothes (1-1), Wilson (1-1).





## RECENT BOX SCORES

**Charlotte 49ers Baseball**  
**Charlotte at #9 South Carolina**  
**May 16, 2023 at Columbia, S.C. (Founders Park)**

**Charlotte 49ers Baseball**  
**Charlotte at FIU**  
**May 14, 2023 at Miami, Fla. (FIU Baseball Stadium)**

**Charlotte 11 (26-25)**

**South Carolina 9 (37-15)**

| Player              | ab | r  | h  | rbi | bb | so | po | a  | lob |
|---------------------|----|----|----|-----|----|----|----|----|-----|
| Blake Jackson lf    | 6  | 2  | 3  | 2   | 0  | 2  | 1  | 1  | 0   |
| Jack Dragum ss      | 6  | 0  | 0  | 0   | 3  | 0  | 3  | 0  | 0   |
| Cam Fisher rf       | 3  | 2  | 1  | 0   | 3  | 2  | 1  | 0  | 1   |
| Jake Cunningham cf  | 4  | 2  | 2  | 2   | 1  | 1  | 4  | 0  | 2   |
| Brandon Stahlman 3b | 5  | 2  | 2  | 2   | 0  | 1  | 0  | 2  | 2   |
| Will Butcher dh     | 4  | 1  | 3  | 2   | 1  | 0  | 0  | 0  | 0   |
| Kaden Hopson c      | 3  | 0  | 1  | 1   | 1  | 1  | 1  | 1  | 0   |
| Dante DeFranco 2b   | 5  | 1  | 1  | 0   | 0  | 4  | 5  | 1  | 4   |
| Spencer Nolan 1b    | 5  | 1  | 2  | 0   | 0  | 2  | 4  | 1  | 1   |
| Clark Dearman p     | 0  | 0  | 0  | 0   | 0  | 0  | 0  | 0  | 0   |
| Donye Evans p       | 0  | 0  | 0  | 0   | 0  | 0  | 0  | 0  | 0   |
| Miles Langhorne p   | 0  | 0  | 0  | 0   | 0  | 0  | 1  | 0  | 0   |
| Andrew Spolyar p    | 0  | 0  | 0  | 0   | 0  | 0  | 0  | 0  | 0   |
| Aubrey Gillentine p | 0  | 0  | 0  | 0   | 0  | 0  | 0  | 0  | 0   |
| Evan Michelson p    | 0  | 0  | 0  | 0   | 0  | 0  | 1  | 0  | 0   |
| Totals              | 41 | 11 | 15 | 9   | 6  | 16 | 27 | 10 | 10  |

| Player              | ab | r | h | rbi | bb | so | po | a | lob |
|---------------------|----|---|---|-----|----|----|----|---|-----|
| Dylan Brewer cf/lf  | 2  | 2 | 1 | 2   | 3  | 1  | 0  | 0 | 3   |
| Braylen Wimmer dh   | 4  | 1 | 0 | 0   | 1  | 2  | 0  | 0 | 0   |
| Cole Messina c      | 3  | 1 | 1 | 3   | 2  | 0  | 15 | 3 | 1   |
| Ethan Petry rf      | 5  | 2 | 2 | 0   | 0  | 2  | 0  | 0 | 2   |
| Gavin Casas 1b      | 4  | 0 | 1 | 0   | 1  | 1  | 7  | 1 | 0   |
| Talmadge LeCroy 3b  | 5  | 1 | 2 | 3   | 0  | 0  | 2  | 1 | 0   |
| Michael Braswell ss | 3  | 0 | 1 | 0   | 2  | 0  | 1  | 1 | 0   |
| Will Tippett 2b     | 4  | 1 | 1 | 0   | 1  | 2  | 1  | 2 | 1   |
| Will McGillif lf    | 3  | 0 | 0 | 0   | 0  | 2  | 0  | 0 | 0   |
| Evan Stone cf       | 1  | 1 | 0 | 0   | 0  | 1  | 1  | 0 | 0   |
| Cade Austin p       | 0  | 0 | 0 | 0   | 0  | 0  | 0  | 0 | 0   |
| Wesley Sweatt p     | 0  | 0 | 0 | 0   | 0  | 0  | 0  | 0 | 0   |
| Austin Williamson p | 0  | 0 | 0 | 0   | 0  | 0  | 0  | 0 | 0   |
| Brett Thomas p      | 0  | 0 | 0 | 0   | 0  | 0  | 0  | 0 | 0   |
| Nick Proctor p      | 0  | 0 | 0 | 0   | 0  | 0  | 0  | 0 | 0   |
| Chris Veach p       | 0  | 0 | 0 | 0   | 0  | 0  | 0  | 0 | 0   |
| Connor McCreery p   | 0  | 0 | 0 | 0   | 0  | 0  | 0  | 0 | 0   |
| Sam Simpson p       | 0  | 0 | 0 | 0   | 0  | 0  | 0  | 0 | 0   |
| Totals              | 34 | 9 | 9 | 8   | 10 | 11 | 27 | 8 | 8   |

**Score by Innings**

|                | 1 | 2 | 3 | 4 | 5 | 6 | 7 | 8 | 9 | R  | H  | E |
|----------------|---|---|---|---|---|---|---|---|---|----|----|---|
| Charlotte      | 0 | 0 | 2 | 1 | 3 | 1 | 0 | 4 | 0 | 11 | 15 | 0 |
| South Carolina | 4 | 0 | 0 | 1 | 0 | 0 | 2 | 2 | 0 | 9  | 9  | 1 |

E - Petry(3). DP - Charlotte 1. LOB - Charlotte 10; S. Carolina 8. 2B - Fisher(8); Stahlman(8); Butcher 2(11); DeFranco(6); Nolan(4); Petry 2(9). HR - Jackson(4); Brewer(8); Messina(1); LeCroy(4). HBP - Hopson. SB - Nolan(4); Brewer 2(10); Tippett 2(4). CS - Butcher(1); Tippett(1).

**Charlotte**

| Player            | ip  | h | r | er | bb | so | ab | bf | np |
|-------------------|-----|---|---|----|----|----|----|----|----|
| Clark Dearman     | 0.1 | 2 | 4 | 4  | 2  | 0  | 3  | 5  | 24 |
| Donye Evans       | 0.2 | 1 | 0 | 0  | 2  | 3  | 5  | 20 |    |
| Miles Langhorne   | 3.2 | 1 | 1 | 1  | 4  | 3  | 11 | 15 | 66 |
| Andrew Spolyar    | 1.2 | 3 | 2 | 2  | 1  | 2  | 8  | 9  | 42 |
| Aubrey Gillentine | 1.0 | 1 | 2 | 2  | 1  | 4  | 5  | 27 |    |
| Evan Michelson    | 1.2 | 1 | 0 | 0  | 0  | 2  | 5  | 5  | 17 |

**South Carolina**

| Player            | ip  | h | r | er | bb | so | ab | bf | np |
|-------------------|-----|---|---|----|----|----|----|----|----|
| Cade Austin       | 3.0 | 5 | 2 | 2  | 0  | 5  | 13 | 13 | 61 |
| Wesley Sweatt     | 1.0 | 2 | 1 | 1  | 0  | 1  | 5  | 5  | 16 |
| Austin Williamson | 1.0 | 3 | 3 | 3  | 1  | 3  | 6  | 8  | 31 |
| Brett Thomas      | 1.0 | 1 | 1 | 1  | 2  | 4  | 6  | 28 |    |
| Nick Proctor      | 1.1 | 0 | 0 | 0  | 2  | 4  | 4  | 14 |    |
| Chris Veach       | 0.1 | 3 | 4 | 4  | 1  | 0  | 4  | 5  | 21 |
| Connor McCreery   | 0.0 | 0 | 0 | 0  | 2  | 0  | 0  | 2  | 8  |
| Sam Simpson       | 1.1 | 1 | 0 | 0  | 0  | 3  | 5  | 18 |    |

Win - Gillentine (1-1). Loss - Veach (2-1). Save - Michelson (6). WP - Evans(3); Langhorne(5); Gillentine(2); Thomas(2); Veach 2(4); McCreery(1). HBP - by Williamson (Hopson). Pitches/strikes: Dearman 24/14; Evans 20/9; Langhorne 66/34; Spolyar 42/29; Gillentine 27/15; Michelson 17/15; Austin 61/40; Sweatt 16/12; Williamson 31/19; Thomas 28/19; Proctor 14/9; Veach 21/10; McCreery 8/0; Simpson 18/13.

Umpires - HP: Jeremy Crow 1B: Tyler Simpson 2B: Jason Johnson 3B: Rusty Griffin  
 Start: 7:01 pm Time: 3:53 Attendance: 6115  
 Weather: Partly cloudy, 84 degrees  
 McCreery faced 2 batters in the 8th.

**Charlotte 49ers Baseball**  
**Charlotte at FIU**  
**May 13, 2023 at Miami, Fla. (FIU Baseball Stadium)**

**Charlotte 3 (24-25,13-12 C-USA)**

**FIU 4 (20-30,7-19 C-USA)**

| Player              | ab | r | h | rbi | bb | so | po | a  | lob |
|---------------------|----|---|---|-----|----|----|----|----|-----|
| Blake Jackson lf    | 4  | 0 | 0 | 0   | 2  | 0  | 0  | 0  | 0   |
| Jack Dragum ss      | 4  | 1 | 1 | 1   | 1  | 0  | 5  | 1  | 0   |
| Cam Fisher rf       | 5  | 0 | 1 | 1   | 0  | 2  | 4  | 0  | 2   |
| Jake Cunningham cf  | 2  | 0 | 0 | 0   | 2  | 0  | 1  | 0  | 0   |
| Brandon Stahlman 3b | 3  | 1 | 0 | 0   | 1  | 1  | 3  | 0  | 0   |
| Will Butcher dh     | 2  | 0 | 0 | 0   | 1  | 1  | 0  | 0  | 0   |
| Kaden Hopson c      | 4  | 0 | 1 | 0   | 2  | 8  | 1  | 2  | 0   |
| Austin Knight 2b    | 4  | 0 | 0 | 0   | 0  | 2  | 1  | 2  | 4   |
| Eli Weisner 1b      | 3  | 1 | 1 | 0   | 1  | 1  | 8  | 1  | 0   |
| Spencer Nolan pr/1b | 0  | 0 | 0 | 0   | 0  | 2  | 0  | 0  | 0   |
| Cameron Hansen p    | 0  | 0 | 0 | 0   | 0  | 0  | 0  | 0  | 0   |
| Donye Evans p       | 0  | 0 | 0 | 0   | 0  | 0  | 1  | 0  | 0   |
| Evan Michelson p    | 0  | 0 | 0 | 0   | 0  | 0  | 0  | 0  | 0   |
| Totals              | 31 | 3 | 4 | 3   | 6  | 12 | 26 | 12 | 9   |

| Player             | ab | r | h | rbi | bb | so | po | a | lob |
|--------------------|----|---|---|-----|----|----|----|---|-----|
| GIRARDI, Dante 2b  | 5  | 0 | 1 | 1   | 0  | 2  | 2  | 1 | 0   |
| ROSARIO, Mike rf   | 4  | 1 | 2 | 0   | 0  | 1  | 2  | 0 | 0   |
| SANCHEZ, Alec cf   | 2  | 0 | 0 | 0   | 1  | 1  | 3  | 0 | 0   |
| GUIDA, Ryne dh     | 4  | 0 | 0 | 1   | 0  | 1  | 0  | 0 | 3   |
| LORIGA, Bryan 1b   | 4  | 1 | 1 | 1   | 0  | 0  | 3  | 1 | 0   |
| FRANCO, Cesar lf   | 4  | 0 | 1 | 0   | 0  | 2  | 0  | 1 | 0   |
| PALIDAR, Craig c   | 2  | 1 | 1 | 1   | 1  | 1  | 9  | 0 | 0   |
| RONEY, Brendan c   | 1  | 0 | 0 | 0   | 0  | 3  | 0  | 0 | 0   |
| QUEVEDO, Roylan ss | 4  | 0 | 0 | 0   | 1  | 0  | 1  | 2 | 0   |
| PEREZ, Noel 3b     | 2  | 0 | 0 | 0   | 0  | 2  | 2  | 0 | 0   |
| CARPIO, Ruben ph   | 1  | 0 | 1 | 0   | 0  | 0  | 0  | 0 | 0   |
| WALLEN, Henry pr   | 0  | 1 | 0 | 0   | 0  | 0  | 0  | 0 | 0   |
| MARTIN, Kevin p    | 0  | 0 | 0 | 0   | 0  | 0  | 1  | 0 | 0   |
| PAZOS, Bryan p     | 0  | 0 | 0 | 0   | 0  | 0  | 0  | 1 | 0   |
| LAMPTON, Zac p     | 0  | 0 | 0 | 0   | 0  | 0  | 0  | 0 | 0   |
| CABARCAS,Ryan p    | 0  | 0 | 0 | 0   | 0  | 0  | 0  | 0 | 0   |
| Totals             | 33 | 4 | 7 | 4   | 2  | 9  | 27 | 4 | 7   |

**Score by Innings**

|           | 1 | 2 | 3 | 4 | 5 | 6 | 7 | 8 | 9 | R | H | E |
|-----------|---|---|---|---|---|---|---|---|---|---|---|---|
| Charlotte | 0 | 0 | 0 | 1 | 2 | 0 | 0 | 0 | 0 | 3 | 4 | 0 |
| FIU       | 0 | 0 | 0 | 0 | 0 | 1 | 2 | 1 | 4 | 7 | 7 | 2 |

Note: 2 outs, 1 runner LOB when the game ended.

E - LORIGA 2(6). LOB - Charlotte 9; FIU 7. 2B - Dragum(8); ROSARIO(10); FRANCO(2); CARPIO(3). HR - LORIGA(4); PALIDAR(2). HBP - Butcher; SANCHEZ; PEREZ. SH - Jackson(3). SB - Stahlman(2); ROSARIO(20); PALIDAR(1).

**Charlotte**

| Player         | ip  | h | r | er | bb | so | ab | bf | np |
|----------------|-----|---|---|----|----|----|----|----|----|
| Cameron Hansen | 6.0 | 3 | 1 | 1  | 2  | 7  | 21 | 25 | 99 |
| Donye Evans    | 1.2 | 2 | 2 | 2  | 0  | 2  | 7  | 23 |    |
| Evan Michelson | 1.0 | 2 | 1 | 1  | 0  | 0  | 5  | 14 |    |

**FIU**

| Player        | ip  | h | r | er | bb | so | ab | bf | np |
|---------------|-----|---|---|----|----|----|----|----|----|
| MARTIN, Kevin | 4.1 | 2 | 2 | 2  | 3  | 5  | 14 | 19 | 65 |
| PAZOS, Bryan  | 0.2 | 2 | 1 | 1  | 0  | 0  | 3  | 3  | 12 |
| LAMPTON, Zac  | 3.0 | 0 | 0 | 0  | 1  | 4  | 11 | 12 | 43 |
| CABARCAS,Ryan | 1.0 | 0 | 0 | 0  | 2  | 3  | 3  | 5  | 25 |

Win - CABARCAS (2-5). Loss - Michelson (1-4). Save - None. HBP - by Hansen (PEREZ); by MARTIN (Butcher); by Hansen (SANCHEZ). PB - PALIDAR 2(5). Pitches/strikes: Hansen 99/59; Evans 23/17; Michelson 14/9; MARTIN 65/35; PAZOS 12/7; LAMPTON 43/26; CABARCAS 25/13.

Umpires - HP: Richard Katz 1B: Gabriel Colon 3B: Jose Esteras  
 Start: 5:00 Time: 2:41 Attendance: 514  
 Weather: Clear  
 Hansen faced 1 batter in the 7th.

**Charlotte 9 (25-25,14-12 C-USA)**

**FIU 6 (20-31,7-19 C-USA)**

| Player              | ab | r | h | rbi | bb | so | po | a  | lob |
|---------------------|----|---|---|-----|----|----|----|----|-----|
| Blake Jackson lf    | 3  | 2 | 0 | 0   | 2  | 1  | 2  | 1  | 2   |
| Jack Dragum ss      | 6  | 2 | 3 | 1   | 0  | 1  | 2  | 3  | 0   |
| Cam Fisher rf       | 6  | 0 | 0 | 0   | 3  | 2  | 0  | 4  | 0   |
| Jake Cunningham cf  | 5  | 2 | 2 | 5   | 0  | 0  | 4  | 0  | 0   |
| Kaden Hopson c      | 3  | 0 | 0 | 0   | 1  | 0  | 8  | 0  | 2   |
| Will Butcher dh     | 4  | 0 | 2 | 0   | 1  | 0  | 0  | 1  | 0   |
| Brandon Stahlman 3b | 3  | 2 | 1 | 0   | 2  | 0  | 0  | 2  | 1   |
| Eli Weisner 1b      | 3  | 0 | 0 | 0   | 0  | 4  | 1  | 2  | 0   |
| Spencer Nolan pr/1b | 2  | 0 | 1 | 0   | 0  | 1  | 2  | 1  | 0   |
| Dante DeFranco 2b   | 3  | 1 | 0 | 0   | 2  | 1  | 2  | 1  | 0   |
| Collin Kramer p     | 0  | 0 | 0 | 0   | 0  | 0  | 1  | 0  | 0   |
| Paxton Thompson p   | 0  | 0 | 0 | 0   | 0  | 0  | 1  | 0  | 0   |
| Totals              | 38 | 9 | 9 | 6   | 8  | 7  | 27 | 10 | 12  |

| Player              | ab | r | h | rbi | bb | so | po | a  | lob |
|---------------------|----|---|---|-----|----|----|----|----|-----|
| GIRARDI, Dante 2b   | 5  | 0 | 0 | 0   | 0  | 2  | 3  | 6  | 0   |
| ROSARIO, Mike rf    | 4  | 1 | 0 | 0   | 1  | 3  | 2  | 0  | 1   |
| SANCHEZ, Alec cf    | 3  | 1 | 0 | 0   | 2  | 0  | 4  | 0  | 0   |
| GUIDA, Ryne dh      | 3  | 1 | 1 | 1   | 0  | 0  | 0  | 0  | 0   |
| LORIGA, Bryan 1b    | 4  | 1 | 1 | 2   | 0  | 1  | 8  | 0  | 1   |
| WALLEN, Henry 3b/ss | 3  | 1 | 1 | 1   | 1  | 1  | 1  | 2  | 0   |
| RONEY, Brendan c    | 4  | 1 | 3 | 0   | 0  | 0  | 7  | 0  | 0   |
| FRANCO, Cesar lf    | 3  | 0 | 2 | 0   | 0  | 0  | 0  | 0  | 2   |
| QUEVEDO, Roylan ss  | 3  | 0 | 1 | 2   | 0  | 0  | 2  | 0  | 1   |
| CARPIO, Ruben ph    | 1  | 0 | 0 | 0   | 0  | 0  | 0  | 1  | 0   |
| PEREZ, Noel 3b      | 0  | 0 | 0 | 0   | 0  | 0  | 0  | 1  | 0   |
| ECKAUS, David p     | 0  | 0 | 0 | 0   | 0  | 0  | 0  | 0  | 0   |
| PAZOS, Bryan p      | 0  | 0 | 0 | 0   | 0  | 0  | 0  | 1  | 0   |
| PENA, Richie p      | 0  | 0 | 0 | 0   | 0  | 0  | 0  | 0  | 0   |
| MCALIFF, Daniel p   | 0  | 0 | 0 | 0   | 0  | 0  | 0  | 0  | 0   |
| CABARCAS,Ryan p     | 0  | 0 | 0 | 0   | 0  | 0  | 0  | 0  | 0   |
| Totals              | 33 | 6 | 9 | 6   | 5  | 7  | 27 | 10 | 6   |

**Score by Innings**

|           | 1 | 2 | 3 | 4 | 5 | 6 | 7 | 8 | 9 | R | H | E |
|-----------|---|---|---|---|---|---|---|---|---|---|---|---|
| Charlotte | 3 | 0 | 0 | 4 | 0 | 0 | 1 | 0 | 1 | 9 | 9 | 0 |
| FIU       | 1 | 0 | 3 | 0 | 0 | 2 | 0 | 0 | 0 | 6 | 9 | 3 |

E - WALLEN 3(9). DP - Charlotte 1; FIU 1. LOB - Charlotte 12; FIU 6. 2B - GUIDA(13); LORIGA(9); FRANCO(3); QUEVEDO(3). HR - Cunningham(9). HBP - Jackson; Hopson. SH - FRANCO(1). SB - Stahlman(3); RONEY(5).



## 1 CAM FISHER

SOPHOMORE • OUTFIELDER • L/R • KNOXVILLE, TENN. • HARDIN VALLEY ACADEMY (WALTERS STATE CC)

| Season        | AVG         | GP-GS          | AB         | R          | H          | 2B        | 3B       | HR        | RBI        | SLG%        | BB        | HBP       | SO         | GDP      | OB%         | SF       | SH       | SB        | PO         | A        | E        | FLD%        |
|---------------|-------------|----------------|------------|------------|------------|-----------|----------|-----------|------------|-------------|-----------|-----------|------------|----------|-------------|----------|----------|-----------|------------|----------|----------|-------------|
| 2022          | .288        | 58-58          | 229        | 61         | 66         | 17        | 1        | 18        | 60         | .607        | 45        | 4         | 64         | 1        | .412        | 1        | 0        | 6         | 21         | 4        | 4        | .969        |
| 2023          | .320        | 51-50          | 181        | 56         | 58         | 8         | 0        | 22        | 48         | .729        | 50        | 7         | 51         | 1        | .483        | 0        | 0        | 7         | 96         | 0        | 0        | 1.000       |
| <b>CAREER</b> | <b>.302</b> | <b>109-108</b> | <b>410</b> | <b>117</b> | <b>124</b> | <b>25</b> | <b>1</b> | <b>40</b> | <b>108</b> | <b>.661</b> | <b>95</b> | <b>11</b> | <b>115</b> | <b>2</b> | <b>.445</b> | <b>1</b> | <b>0</b> | <b>13</b> | <b>217</b> | <b>4</b> | <b>4</b> | <b>.982</b> |

### SEASON HIGHS

AB: ..... 6, 3x, last at FIU (5/14)  
 H: ..... 4, 2x, last at Louisiana Tech (3/18)  
 R: ..... 4 vs. UNC Asheville (2/28)  
 RBI: ..... 4, 3x, last at Rice (4/16)  
 SB: ..... 1, 5x, last vs. Florida Atlantic (5/7)

### CAREER HIGHS

AB: ..... 7 at Florida Atlantic (5/14/22)  
 H: ..... 4, 2x, last at Louisiana Tech (3/18/23)  
 R: ..... 4, 3x, last vs. UNC Asheville (2/28/23)  
 RBI: ..... 8 at Marshall (4/30/22)  
 SB: ..... 2 vs. App State (3/13/22)



## 2 JD SUAREZ

SOPHOMORE • INFILDER • R/R • CHARLOTTE, N.C. • CHARLOTTE CHRISTIAN

| Season        | AVG         | GP-GS        | AB        | R         | H         | 2B       | 3B       | HR       | RBI      | SLG%        | BB        | HBP      | SO        | GDP      | OB%         | SF       | SH       | SB       | PO        | A         | E        | FLD%         |
|---------------|-------------|--------------|-----------|-----------|-----------|----------|----------|----------|----------|-------------|-----------|----------|-----------|----------|-------------|----------|----------|----------|-----------|-----------|----------|--------------|
| 2022          | .189        | 21-5         | 37        | 6         | 7         | 0        | 0        | 1        | 3        | .270        | 5         | 0        | 10        | 1        | .286        | 0        | 1        | 0        | 10        | 16        | 0        | 1.000        |
| 2023          | .154        | 20-9         | 26        | 5         | 4         | 0        | 0        | 0        | 1        | .154        | 10        | 0        | 7         | 0        | .389        | 0        | 0        | 1        | 18        | 17        | 0        | 1.000        |
| <b>CAREER</b> | <b>.175</b> | <b>41-14</b> | <b>63</b> | <b>11</b> | <b>11</b> | <b>0</b> | <b>0</b> | <b>1</b> | <b>4</b> | <b>.222</b> | <b>15</b> | <b>0</b> | <b>17</b> | <b>1</b> | <b>.333</b> | <b>0</b> | <b>1</b> | <b>1</b> | <b>28</b> | <b>33</b> | <b>0</b> | <b>1.000</b> |

### SEASON HIGHS

AB: ..... 5 vs. Army (2/24)  
 H: ..... 2 at Clemson (2/21)  
 R: ..... 2 vs. Ball State (2/19)  
 RBI: ..... 1 vs. Ball State (2/19)  
 SB: ..... 1 vs. Ball State (2/19)

### CAREER HIGHS

AB: ..... 5 vs. Army (2/24/23)  
 H: ..... 2, 2x, last at Clemson (2/21/23)  
 R: ..... 2 vs. Ball State (2/19/23)  
 RBI: ..... 2 vs. Gardner-Webb (3/1/22)  
 SB: ..... 1 vs. Ball State (2/19/23)



## 3 DANTE DEFranco

SOPHOMORE • INFILDER • R/R • HILLSBOROUGH, N.C. • ORANGE HS

| Season        | AVG         | GP-GS        | AB        | R         | H         | 2B       | 3B       | HR       | RBI       | SLG%        | BB        | HBP      | SO        | GDP      | OB%         | SF       | SH       | SB       | PO        | A         | E        | FLD%        |
|---------------|-------------|--------------|-----------|-----------|-----------|----------|----------|----------|-----------|-------------|-----------|----------|-----------|----------|-------------|----------|----------|----------|-----------|-----------|----------|-------------|
| 2022          | .222        | 20-0         | 9         | 2         | 2         | 0        | 0        | 0        | 1         | .222        | 0         | 0        | 3         | 0        | .222        | 0        | 0        | 0        | 1         | 3         | 0        | 1.000       |
| 2023          | .227        | 38-27        | 75        | 13        | 17        | 6        | 0        | 0        | 9         | .307        | 15        | 0        | 31        | 0        | .356        | 0        | 3        | 1        | 49        | 28        | 2        | .975        |
| <b>CAREER</b> | <b>.226</b> | <b>58-27</b> | <b>84</b> | <b>15</b> | <b>19</b> | <b>6</b> | <b>0</b> | <b>0</b> | <b>10</b> | <b>.298</b> | <b>15</b> | <b>0</b> | <b>34</b> | <b>0</b> | <b>.343</b> | <b>0</b> | <b>3</b> | <b>1</b> | <b>50</b> | <b>31</b> | <b>2</b> | <b>.976</b> |

### SEASON HIGHS

AB: ..... 6 at Rice (4/16)  
 H: ..... 5 at Louisiana Tech (3/18)  
 R: ..... 2, 3x, last at #7 Coastal Carolina (5/2)  
 RBI: ..... 3, 2x, last at Louisiana Tech (3/18)  
 SB: ..... 1 at #11 Virginia Tech (3/5)

### CAREER HIGHS

AB: ..... 6 at Rice (4/16/23)  
 H: ..... 5 at Louisiana Tech (3/18/23)  
 R: ..... 2, 3x, last at #7 Coastal Carolina (5/2/23)  
 RBI: ..... 3, 2x, last at Louisiana Tech (3/18/23)  
 SB: ..... 1 at #11 Virginia Tech (3/5/23)



## 6 JACK DRAGUM

SENIOR • INFILDER/PITCHER • R/R • MECHANICSVILLE, VA. • HANOVER HS (LOUISBURG COLLEGE)

### BATTING STATISTICS

| Season        | AVG         | GP-GS          | AB         | R          | H          | 2B        | 3B       | HR        | RBI        | SLG%        | BB        | HBP      | SO         | GDP       | OB%         | SF       | SH       | SB       | PO         | A          | E         | FLD%        |
|---------------|-------------|----------------|------------|------------|------------|-----------|----------|-----------|------------|-------------|-----------|----------|------------|-----------|-------------|----------|----------|----------|------------|------------|-----------|-------------|
| 2021          | .288        | 61-61          | 205        | 32         | 59         | 8         | 0        | 7         | 27         | .429        | 27        | 1        | 30         | 4         | .369        | 3        | 2        | 2        | 83         | 142        | 8         | .966        |
| 2022          | .352        | 58-57          | 233        | 62         | 82         | 11        | 0        | 11        | 54         | .541        | 36        | 3        | 43         | 5         | .440        | 3        | 1        | 5        | 45         | 86         | 3         | .978        |
| 2023          | .276        | 51-50          | 199        | 33         | 55         | 8         | 1        | 7         | 35         | .432        | 23        | 5        | 35         | 7         | .362        | 2        | 0        | 2        | 61         | 108        | 4         | .977        |
| <b>CAREER</b> | <b>.308</b> | <b>170-168</b> | <b>637</b> | <b>127</b> | <b>196</b> | <b>27</b> | <b>1</b> | <b>25</b> | <b>116</b> | <b>.471</b> | <b>86</b> | <b>9</b> | <b>108</b> | <b>16</b> | <b>.393</b> | <b>8</b> | <b>3</b> | <b>9</b> | <b>189</b> | <b>336</b> | <b>15</b> | <b>.972</b> |

### SEASON HIGHS

AB: ..... 6, 3x, last at #9 South Carolina (5/16)  
 H: ..... 4, 2x, last vs. Gardner-Webb (3/28)  
 R: ..... 3 vs. Gardner-Webb (3/28)  
 RBI: ..... 4 vs. UAB (4/22)  
 SB: ..... 1, 2x, last at UAB (4/2)

### CAREER HIGHS

AB: ..... 7, 2x, last at Florida Atlantic (5/14/22)  
 H: ..... 5 vs. Western Illinois (3/5/22)  
 R: ..... 4, 2x, last vs. Middle Tennessee, C-USA Tournament (5/26/22)  
 RBI: ..... 7 vs. Western Illinois (3/5/22)  
 SB: ..... 1, 9x, last at UAB (4/2/23)

### PITCHING STATISTICS

| Season        | ERA         | W-L        | GP-GS      | CG       | SHO      | SV       | IP         | H        | R        | ER       | BB       | SO       | 2B       | 3B       | HR       | BF       | oAVG        | WP       | HBP      | BK       | SFA      | SHA      |
|---------------|-------------|------------|------------|----------|----------|----------|------------|----------|----------|----------|----------|----------|----------|----------|----------|----------|-------------|----------|----------|----------|----------|----------|
| 2022          | 0.00        | 0-0        | 1-0        | 0        | 0        | 0        | 0.2        | 2        | 0        | 0        | 0        | 1        | 0        | 0        | 0        | 4        | .500        | 1        | 0        | 0        | 0        | 0        |
| 2023          |             |            |            |          |          |          |            |          |          |          |          |          |          |          |          |          |             |          |          |          |          |          |
| <b>CAREER</b> | <b>0.00</b> | <b>0-0</b> | <b>1-0</b> | <b>0</b> | <b>0</b> | <b>0</b> | <b>0.2</b> | <b>2</b> | <b>0</b> | <b>0</b> | <b>0</b> | <b>1</b> | <b>0</b> | <b>0</b> | <b>0</b> | <b>4</b> | <b>.500</b> | <b>1</b> | <b>0</b> | <b>0</b> | <b>0</b> | <b>0</b> |

### SEASON BESTS

IP: ..... N/A  
 H: ..... N/A  
 ER: ..... N/A  
 SO: ..... N/A  
 Pitches: ..... N/A

### CAREER BESTS

IP: ..... 0.2 vs. App State (3/13/22)  
 H: ..... 2 vs. App State (3/13/22)  
 ER: ..... 0 vs. App State (3/13/22)  
 SO: ..... 1 vs. App State (3/13/22)  
 Pitches: ..... 10 vs. App State (3/13/22)





## 8

### BLAKE JACKSON

SOPHOMORE • OUTFIELDER • L/L • COPPELL, TEXAS • COPPELL HS (McLENNAN CC)

| Season        | AVG         | GP-GS        | AB         | R         | H         | 2B        | 3B       | HR       | RBI       | SLG%        | BB        | HBP       | SO        | GDP      | OB%         | SF       | SH       | SB       | PO         | A        | E        | FLD%        |
|---------------|-------------|--------------|------------|-----------|-----------|-----------|----------|----------|-----------|-------------|-----------|-----------|-----------|----------|-------------|----------|----------|----------|------------|----------|----------|-------------|
| 2022          | .245        | 17-16        | 53         | 12        | 13        | 3         | 0        | 1        | 14        | .358        | 7         | 2         | 15        | 0        | .349        | 1        | 0        | 3        | 24         | 0        | 1        | .960        |
| 2023          | .259        | 48-44        | 158        | 32        | 41        | 11        | 0        | 4        | 23        | .405        | 29        | 13        | 44        | 2        | .415        | 0        | 3        | 6        | 78         | 2        | 0        | 1.000       |
| <b>CAREER</b> | <b>.256</b> | <b>65-60</b> | <b>211</b> | <b>44</b> | <b>54</b> | <b>14</b> | <b>0</b> | <b>5</b> | <b>37</b> | <b>.393</b> | <b>36</b> | <b>15</b> | <b>59</b> | <b>2</b> | <b>.399</b> | <b>1</b> | <b>3</b> | <b>9</b> | <b>102</b> | <b>2</b> | <b>1</b> | <b>.990</b> |



#### SEASON HIGHS

AB: ..... 6, 2x, last at #9 South Carolina (5/16)  
 H: ..... 3, 2x, last at #9 South Carolina (5/16)  
 R: ..... 2, 10x, last at #9 South Carolina (5/16)  
 RBI: ..... 3, 3x, last vs. Florida Atlantic (5/7)  
 SB: ..... 1, 5x, last vs. Florida Atlantic (5/7)

#### CAREER HIGHS

AB: ..... 6, 2x, last at #9 South Carolina (5/16/23)  
 H: ..... 3, 3x, last at #9 South Carolina (5/16/23)  
 R: ..... 2, 11x, last at #9 South Carolina (5/16/23)  
 RBI: ..... 3, 4x, last vs. Florida Atlantic (5/7/23)  
 SB: ..... 2 vs. Presbyterian (3/15/22)



## 9

### KADEN HOPSON

JUNIOR • CATCHER • L/R • REDLANDS, CALIF. • REDLANDS HS (ARIZONA)

| Season        | AVG         | GP-GS          | AB         | R         | H         | 2B       | 3B       | HR        | RBI       | SLG%        | BB        | HBP       | SO        | GDP      | OB%         | SF       | SH       | SB       | PO         | A         | E        | FLD%        |
|---------------|-------------|----------------|------------|-----------|-----------|----------|----------|-----------|-----------|-------------|-----------|-----------|-----------|----------|-------------|----------|----------|----------|------------|-----------|----------|-------------|
| 2022          | .239        | 56-50          | 163        | 35        | 39        | 3        | 1        | 5         | 33        | .362        | 39        | 12        | 39        | 5        | .415        | 3        | 1        | 1        | 451        | 34        | 2        | .996        |
| 2023          | .267        | 50-50          | 180        | 36        | 48        | 6        | 1        | 6         | 22        | .411        | 40        | 5         | 31        | 3        | .410        | 2        | 0        | 2        | 471        | 28        | 1        | .998        |
| <b>CAREER</b> | <b>.254</b> | <b>106-100</b> | <b>343</b> | <b>71</b> | <b>87</b> | <b>9</b> | <b>2</b> | <b>11</b> | <b>55</b> | <b>.388</b> | <b>79</b> | <b>17</b> | <b>70</b> | <b>8</b> | <b>.412</b> | <b>5</b> | <b>1</b> | <b>3</b> | <b>922</b> | <b>62</b> | <b>3</b> | <b>.997</b> |



#### SEASON HIGHS

AB: ..... 6 at UAB (3/31)  
 H: ..... 5 vs. Florida Atlantic (5/7)  
 R: ..... 3, 2x, last vs. Florida Atlantic (5/7)  
 RBI: ..... 3, 2x, last vs. Ball State (2/19)  
 SB: ..... 1, 2x, last at Rice (4/16)

#### CAREER HIGHS

AB: ..... 6 at UAB (3/31/23)  
 H: ..... 5 vs. Florida Atlantic (5/7/23)  
 R: ..... 3, 4x, last vs. Florida Atlantic (5/7/23)  
 RBI: ..... 4 vs. Coastal Carolina (4/19/22)  
 SB: ..... 1, 3x, last at Rice (4/16/23)



## 11

### AJ WILSON

JUNIOR • PITCHER • L/L • PILOT MOUNTAIN, N.C. • EAST SURRY HS (EAST CAROLINA)

| Season        | ERA         | W-L        | GP-GS       | CG       | SHO      | SV       | IP          | H         | R         | ER        | BB        | SO        | 2B       | 3B       | HR       | BF         | oAVG        | WP       | HBP       | BK       | SFA      | SHA      |
|---------------|-------------|------------|-------------|----------|----------|----------|-------------|-----------|-----------|-----------|-----------|-----------|----------|----------|----------|------------|-------------|----------|-----------|----------|----------|----------|
| 2022          | 8.25        | 3-0        | 26-0        | 0        | 0        | 2        | 24.0        | 17        | 23        | 22        | 18        | 31        | 3        | 1        | 3        | 117        | .200        | 2        | 12        | 0        | 2        | 0        |
| 2023          | 12.00       | 0-1        | 8-0         | 0        | 0        | 0        | 3.0         | 6         | 4         | 4         | 1         | 4         | 1        | 1        | 1        | 20         | .462        | 0        | 4         | 0        | 2        | 0        |
| <b>CAREER</b> | <b>8.67</b> | <b>3-1</b> | <b>34-0</b> | <b>0</b> | <b>0</b> | <b>2</b> | <b>27.0</b> | <b>23</b> | <b>27</b> | <b>26</b> | <b>19</b> | <b>35</b> | <b>4</b> | <b>2</b> | <b>4</b> | <b>137</b> | <b>.235</b> | <b>2</b> | <b>16</b> | <b>0</b> | <b>4</b> | <b>0</b> |



#### SEASON BESTS

IP: ..... 1.0 at #14 North Carolina (4/18)  
 H: ..... 0, 3x, last vs. Gardner-Webb (3/28)  
 ER: ..... 0, 5x, last at #14 North Carolina (4/18)  
 SO: ..... 1, 4x, last vs. #6 East Carolina, Truist Field (4/19)  
 Pitches: ..... 21 at #14 North Carolina (4/18)

#### CAREER BESTS

IP: ..... 3.1, 2x, last at #18 Old Dominion (3/25/22)  
 H: ..... 0, 18x, last vs. Gardner-Webb (3/28/23)  
 ER: ..... 0, 19x, last at #14 North Carolina (4/18/23)  
 SO: ..... 5 vs. App State (3/12/22)  
 Pitches: ..... 46 vs. App State (3/12/22)



## 12

### HUCK WATHAN

SOPHOMORE • CATCHER • R/R • CHARLOTTE, N.C. • CHARLOTTE COUNTRY DAY

| Season        | AVG         | GP-GS       | AB        | R        | H        | 2B       | 3B       | HR       | RBI      | SLG%        | BB       | HBP      | SO        | GDP      | OB%         | SF       | SH       | SB       | PO        | A        | E        | FLD%        |
|---------------|-------------|-------------|-----------|----------|----------|----------|----------|----------|----------|-------------|----------|----------|-----------|----------|-------------|----------|----------|----------|-----------|----------|----------|-------------|
| 2022          | .267        | 15-9        | 30        | 6        | 8        | 1        | 0        | 1        | 6        | .400        | 4        | 2        | 14        | 0        | .389        | 0        | 0        | 0        | 72        | 7        | 1        | .988        |
| 2023          | -           | 1-0         | -         | -        | -        | -        | -        | -        | -        | -           | 1        | -        | -         | -        | 1.000       | -        | -        | -        | -         | -        | -        | -           |
| <b>CAREER</b> | <b>.267</b> | <b>16-9</b> | <b>30</b> | <b>6</b> | <b>8</b> | <b>1</b> | <b>0</b> | <b>1</b> | <b>6</b> | <b>.400</b> | <b>5</b> | <b>2</b> | <b>14</b> | <b>0</b> | <b>.405</b> | <b>0</b> | <b>0</b> | <b>0</b> | <b>72</b> | <b>7</b> | <b>1</b> | <b>.988</b> |



#### SEASON HIGHS

AB: ..... 4, 2x, last vs. UNC Asheville (4/26)  
 H: ..... 2, 2x, last vs. UNC Asheville (4/26)  
 R: ..... 2, 2x, last at Florida Atlantic (5/15)  
 RBI: ..... 3, 2x, last vs. UNC Asheville (4/26)  
 SB: ..... N/A

#### CAREER HIGHS

AB: ..... 4, 2x, last vs. UNC Asheville (4/26/22)  
 H: ..... 2, 2x, last vs. UNC Asheville (4/26/22)  
 R: ..... 2, 2x, last at Florida Atlantic (5/15/22)  
 RBI: ..... 3, 2x, last vs. UNC Asheville (4/26/22)  
 SB: ..... N/A



## 14

### AUSTIN KNIGHT

SENIOR • INFILDER • R/R • JACKSONVILLE, FLA. • BOLLES SCHOOL (TENNESSEE)

| Season        | AVG         | GP-GS          | AB         | R          | H          | 2B        | 3B       | HR        | RBI        | SLG%        | BB        | HBP       | SO         | GDP      | OB%         | SF       | SH       | SB        | PO         | A          | E         | FLD%        |
|---------------|-------------|----------------|------------|------------|------------|-----------|----------|-----------|------------|-------------|-----------|-----------|------------|----------|-------------|----------|----------|-----------|------------|------------|-----------|-------------|
| 2021          | .342        | 60-60          | 234        | 59         | 80         | 29        | 1        | 11        | 63         | .615        | 15        | 8         | 49         | 1        | .398        | 2        | 1        | 13        | 35         | 83         | 5         | .959        |
| 2022          | .249        | 55-53          | 193        | 45         | 48         | 4         | 1        | 8         | 34         | .404        | 34        | 6         | 67         | 3        | .373        | 3        | 3        | 2         | 64         | 95         | 9         | .946        |
| 2023          | .221        | 46-42          | 163        | 25         | 36         | 7         | 0        | 10        | 33         | .448        | 10        | 4         | 42         | 3        | .279        | 2        | 1        | 0         | 50         | 88         | 8         | .945        |
| <b>CAREER</b> | <b>.278</b> | <b>161-155</b> | <b>590</b> | <b>129</b> | <b>164</b> | <b>40</b> | <b>2</b> | <b>29</b> | <b>130</b> | <b>.500</b> | <b>59</b> | <b>18</b> | <b>158</b> | <b>7</b> | <b>.358</b> | <b>7</b> | <b>5</b> | <b>15</b> | <b>149</b> | <b>266</b> | <b>22</b> | <b>.950</b> |



#### SEASON HIGHS

AB: ..... 6 at Rice (4/16)  
 H: ..... 3 at Rice (4/16)  
 R: ..... 3 vs. Florida Atlantic (5/7)  
 RBI: ..... 5 vs. Ball State, G2 (2/18)  
 SB: ..... N/A

#### CAREER HIGHS

AB: ..... 8 at Florida Atlantic (5/14/22)  
 H: ..... 4 at #18 Old Dominion (3/25/22)  
 R: ..... 3, 4x, last vs. Florida Atlantic (5/7/23)  
 RBI: ..... 6 at App. State (4/20/21)  
 SB: ..... 2 vs. Western Carolina (3/5/21)





## 17 JOSH PATRICK

JUNIOR • INFILDER • L/R • KANSAS CITY, Mo. • TRUMAN HS (CROWDER COLLEGE)

| Season | AVG  | GP-GS | AB | R  | H  | 2B | 3B | HR | RBI | SLG% | BB | HBP | SO | GDP | OB%  | SF | SH | SB | PO | A | E | FLD% |
|--------|------|-------|----|----|----|----|----|----|-----|------|----|-----|----|-----|------|----|----|----|----|---|---|------|
| 2023   | .214 | 28-15 | 56 | 12 | 12 | 2  | 1  | 1  | 14  | .339 | 16 | 1   | 17 | 1   | .392 | 1  | 0  | 0  | 53 | 3 | 1 | .982 |
| CAREER | .214 | 28-15 | 56 | 12 | 12 | 2  | 1  | 1  | 14  | .339 | 16 | 1   | 17 | 1   | .392 | 1  | 0  | 0  | 53 | 3 | 1 | .982 |

### SEASON HIGHS

AB:..... 5, 2x, last vs. Army (2/25)  
 H:..... 2, 3x, last vs. UNCW, Atrium Health Ballpark (3/8)  
 R:..... 3 vs. Army (2/26)  
 RBI:..... 4 vs. Army (2/26)  
 SB:..... N/A

### CAREER HIGHS

AB:..... 5, 2x, last vs. Army (2/25/23)  
 H:..... 2, 3x, last vs. UNCW, Atrium Health Ballpark (3/8/23)  
 R:..... 3 vs. Army (2/26/23)  
 RBI:..... 4 vs. Army (2/26/23)  
 SB:..... N/A



## 19 BRANDON STAHLMAN

JUNIOR • INFILDER • L/R • UNION, Mo. • SAINT FRANCIS BORGIA REGIONAL HS (STATE FAIR CC)

| Season | AVG  | GP-GS | AB  | R  | H  | 2B | 3B | HR | RBI | SLG% | BB | HBP | SO | GDP | OB%  | SF | SH | SB | PO | A  | E | FLD% |
|--------|------|-------|-----|----|----|----|----|----|-----|------|----|-----|----|-----|------|----|----|----|----|----|---|------|
| 2023   | .283 | 48-44 | 166 | 22 | 47 | 8  | 0  | 6  | 34  | .440 | 26 | 1   | 45 | 3   | .381 | 1  | 0  | 3  | 50 | 63 | 9 | .926 |
| CAREER | .283 | 48-44 | 166 | 22 | 47 | 8  | 0  | 6  | 34  | .440 | 26 | 1   | 45 | 3   | .381 | 1  | 0  | 3  | 50 | 63 | 9 | .926 |

### SEASON HIGHS

AB:..... 6 vs. Army (2/24)  
 H:..... 4 at Rice (4/16)  
 R:..... 3 at Rice (4/16)  
 RBI:..... 4 at WKU (4/30)  
 SB:..... 1, 3x, last at FIU (5/14)

### CAREER HIGHS

AB:..... 6 vs. Army (2/24/23)  
 H:..... 4 at Rice (4/16/23)  
 R:..... 3 at Rice (4/16/23)  
 RBI:..... 4 at WKU (4/30/23)  
 SB:..... 1, 3x, last at FIU (5/14)



## 21 ELI WEISNER

SENIOR • INFILDER • R/R • GLEN ALLEN, Va. • DEEP RUN HS (LOUISBURG COLLEGE)

| Season | AVG  | GP-GS | AB | R | H | 2B | 3B | HR | RBI | SLG% | BB | HBP | SO | GDP | OB%  | SF | SH | SB | PO | A  | E | FLD%  |
|--------|------|-------|----|---|---|----|----|----|-----|------|----|-----|----|-----|------|----|----|----|----|----|---|-------|
| 2023   | .154 | 22-9  | 39 | 8 | 6 | 0  | 0  | 2  | 8   | .308 | 9  | 0   | 13 | 1   | .313 | 0  | 0  | 0  | 33 | 18 | 0 | 1.000 |
| CAREER | .154 | 22-9  | 39 | 8 | 6 | 0  | 0  | 2  | 8   | .308 | 9  | 0   | 13 | 1   | .313 | 0  | 0  | 0  | 33 | 18 | 0 | 1.000 |

### SEASON HIGHS

AB:..... 4, 3x, last at WKU (4/28)  
 H:..... 1, 5x, last at FIU (5/13)  
 R:..... 2 vs. UNC Asheville (2/28)  
 RBI:..... 4 vs. Army (2/25)  
 SB:..... N/A

### CAREER HIGHS

AB:..... 4, 3x, last at WKU (4/28/23)  
**H:..... 1, 5x, last at FIU (5/23/23)**  
 R:..... 2 vs. UNC Asheville (2/28/23)  
 RBI:..... 4 vs. Army (2/25/23)  
 SB:..... N/A



## 22 WILL BUTCHER

JUNIOR • INFILDER • R/R • ARDEN, N.C. • T.C. ROBERSON HS (NC STATE)

| Season | AVG  | GP-GS   | AB  | R  | H   | 2B | 3B | HR | RBI | SLG% | BB | HBP | SO  | GDP | OB%  | SF | SH | SB | PO | A | E | FLD% |
|--------|------|---------|-----|----|-----|----|----|----|-----|------|----|-----|-----|-----|------|----|----|----|----|---|---|------|
| 2021   | .328 | 58-43   | 180 | 30 | 59  | 8  | 0  | 8  | 40  | .506 | 14 | 4   | 45  | 0   | .383 | 3  | 0  | 4  | 27 | 7 | 3 | .919 |
| 2022   | .249 | 58-55   | 205 | 33 | 51  | 7  | 0  | 11 | 53  | .444 | 22 | 8   | 42  | 4   | .338 | 5  | 0  | 2  | 44 | 1 | 5 | .900 |
| 2023   | .267 | 50-42   | 176 | 31 | 47  | 11 | 0  | 9  | 34  | .483 | 17 | 6   | 41  | 2   | .350 | 1  | 0  | 0  | 19 | 1 | 1 | .952 |
| CAREER | .280 | 166-140 | 561 | 94 | 157 | 26 | 0  | 28 | 127 | .476 | 53 | 18  | 128 | 6   | .356 | 9  | 0  | 6  | 90 | 9 | 9 | .917 |

### SEASON HIGHS

AB:..... 6 vs. Army (2/24)  
 H:..... 3, 2x, last at #9 South Carolina (5/16)  
 R:..... 2, 7x, last at Rice (4/16)  
 RBI:..... 3 vs. UNCW, Atrium Health Ballpark (3/8)  
 SB:..... N/A

### CAREER HIGHS

AB:..... 6, 4x, last vs. Army (2/24/23)  
**H:..... 3, 7x, last at #9 South Carolina (5/16/23)**  
 R:..... 3 vs. William & Mary (2/28/21)  
 RBI:..... 5, 2x, last at Winthrop (4/6/22)  
 SB:..... 1, 6x, last vs. Old Dominion, C-USA Tournament (5/26/22)



## 23 SPENCER NOLAN

FRESHMAN • INFILDER • R/R • WILMINGTON, N.C. • ASHLEY HS

| Season | AVG  | GP-GS | AB  | R  | H  | 2B | 3B | HR | RBI | SLG% | BB | HBP | SO | GDP | OB%  | SF | SH | SB | PO  | A  | E | FLD% |
|--------|------|-------|-----|----|----|----|----|----|-----|------|----|-----|----|-----|------|----|----|----|-----|----|---|------|
| 2023   | .204 | 49-35 | 113 | 27 | 23 | 4  | 0  | 1  | 11  | .265 | 24 | 3   | 46 | 1   | .357 | 0  | 0  | 4  | 265 | 18 | 3 | .990 |
| CAREER | .204 | 49-35 | 113 | 27 | 23 | 4  | 0  | 1  | 11  | .265 | 24 | 3   | 46 | 1   | .357 | 0  | 0  | 4  | 265 | 18 | 3 | .990 |

### SEASON HIGHS

AB:..... 5, 3x, last at #9 South Carolina (5/16)  
 H:..... 2, 5x, last at #9 South Carolina (5/16)  
 R:..... 2, 5x, last vs. Florida Atlantic (5/7)  
 RBI:..... 2, 2x, last at Rice (4/16)  
 SB:..... 1, 4x, last at #9 South Carolina (5/16)

### CAREER HIGHS

AB:..... 5, 3x, last at #9 South Carolina (5/16/23)  
**H:..... 2, 5x, last at #9 South Carolina (5/16/23)**  
 R:..... 2, 5x, last vs. Florida Atlantic (5/7/23)  
 RBI:..... 2, 2x, last at Rice (4/16/23)  
**SB:..... 1, 4x, last at #9 South Carolina (5/16/23)**





## 24 CALVERT CLARK

FRESHMAN • PITCHER/OUTFIELDER • R/R • CHARLOTTE, N.C. • CHARLOTTE CHRISTIAN HS

### BATTING STATISTICS

| Season | AVG  | GP-GS | AB | R | H | 2B | 3B | HR | RBI | SLG% | BB | HBP | SO | GDP | OB%  | SF | SH | SB | PO | A | E | FLD%  |
|--------|------|-------|----|---|---|----|----|----|-----|------|----|-----|----|-----|------|----|----|----|----|---|---|-------|
| 2023   | .143 | 20-6  | 28 | 6 | 4 | 1  | 0  | 0  | 0   | .179 | 8  | 2   | 12 | 1   | .368 | 0  | 0  | 0  | 8  | 1 | 0 | 1.000 |
| CAREER | .143 | 20-6  | 28 | 6 | 4 | 1  | 0  | 0  | 0   | .179 | 8  | 2   | 12 | 1   | .368 | 0  | 0  | 0  | 8  | 1 | 0 | 1.000 |

### SEASON HIGHS

AB: ..... 4, 3x, last at WKU (4/29)  
 H: ..... 1, 4x, last at WKU (4/29)  
 R: ..... 2 vs. #24 UTSA, G2 (4/6)  
 RBI: ..... N/A  
 SB: ..... N/A

### CAREER HIGHS

AB: ..... 4, 3x, last at WKU (4/29/23)  
 H: ..... 1, 4x, last at WKU (4/29/23)  
 R: ..... 2 vs. #24 UTSA, G2 (4/6/23)  
 RBI: ..... N/A  
 SB: ..... N/A

### PITCHING STATISTICS

| Season | ERA | W-L | GP-GS | CG | SHO | SV | IP | H | R | ER | BB | SO | 2B | 3B | HR | BF | oAVG | WP | HBP | BK | SFA | SHA |
|--------|-----|-----|-------|----|-----|----|----|---|---|----|----|----|----|----|----|----|------|----|-----|----|-----|-----|
| 2023   | -   | -   | -     | -  | -   | -  | -  | - | - | -  | -  | -  | -  | -  | -  | -  | -    | -  | -   | -  | -   | -   |
| CAREER | -   | -   | -     | -  | -   | -  | -  | - | - | -  | -  | -  | -  | -  | -  | -  | -    | -  | -   | -  | -   | -   |

### SEASON BESTS

IP: ..... N/A  
 H: ..... N/A  
 ER: ..... N/A  
 SO: ..... N/A  
 Pitches: ..... N/A

### CAREER BESTS

IP: ..... N/A  
 H: ..... N/A  
 ER: ..... N/A  
 SO: ..... N/A  
 Pitches: ..... N/A



## 26 DREW TYNDALL

SOPHOMORE • CATCHER • S/R • WILMINGTON, N.C. • ASHLEY HS

| Season | AVG  | GP-GS | AB | R | H | 2B | 3B | HR | RBI | SLG% | BB | HBP | SO | GDP | OB%  | SF | SH | SB | PO | A | E | FLD%  |
|--------|------|-------|----|---|---|----|----|----|-----|------|----|-----|----|-----|------|----|----|----|----|---|---|-------|
| 2022   | .174 | 14-5  | 23 | 4 | 4 | 1  | 0  | 0  | 2   | .217 | 4  | 0   | 9  | 0   | .296 | 0  | 0  | 0  | 1  | 0 | 0 | 1.000 |
| 2023   | .111 | 11-2  | 9  | 0 | 1 | 0  | 0  | 0  | 0   | .111 | 2  | 0   | 6  | 0   | .273 | 0  | 0  | 0  | 14 | 0 | 2 | .875  |
| CAREER | .156 | 25-7  | 32 | 4 | 5 | 1  | 0  | 0  | 2   | .188 | 6  | 0   | 15 | 0   | .289 | 0  | 0  | 0  | 15 | 0 | 2 | .882  |

### SEASON HIGHS

AB: ..... 3 at #11 Virginia Tech (3/5)  
 H: ..... 1 at #11 Virginia Tech (3/4)  
 R: ..... N/A  
 RBI: ..... N/A  
 SB: ..... N/A

### CAREER HIGHS

AB: ..... 5 at Middle Tennessee (4/15/22)  
 H: ..... 1, 5x, last at #11 Virginia Tech (3/4/23)  
 R: ..... 1, 4x, last vs. Rice (5/6/22)  
 RBI: ..... 1, 2x, last vs. Rice (5/6/22)  
 SB: ..... N/A



## 27 CHRISTIAN LOTHES

JUNIOR • PITCHER • R/L • HEBRON, OHIO • LAKEWOOD HS

| Season | ERA  | W-L | GP-GS | CG | SHO | SV | IP   | H  | R  | ER | BB | SO | 2B | 3B | HR | BF  | oAVG | WP | HBP | BK | SFA | SHA |
|--------|------|-----|-------|----|-----|----|------|----|----|----|----|----|----|----|----|-----|------|----|-----|----|-----|-----|
| 2020   | 0.00 | 0-0 | 1-0   | 0  | 0   | 0  | 2.2  | 0  | 0  | 0  | 0  | 3  | 0  | 0  | 0  | 8   | .000 | 0  | 0   | 0  | 0   | 0   |
| 2021   | 3.10 | 4-0 | 21-1  | 0  | 0   | 8  | 40.2 | 25 | 20 | 14 | 23 | 54 | 4  | 0  | 6  | 172 | .175 | 2  | 3   | 1  | 0   | 3   |
| 2023   | 0.00 | 0-0 | 2-0   | 0  | 0   | 0  | 1.0  | 1  | 1  | 0  | 3  | 0  | 1  | 0  | 0  | 8   | .200 | 0  | 0   | 0  | 0   | 0   |
| CAREER | 2.84 | 4-0 | 24-1  | 0  | 0   | 8  | 44.1 | 26 | 21 | 14 | 26 | 57 | 5  | 0  | 6  | 188 | .167 | 2  | 3   | 1  | 0   | 3   |

### SEASON BESTS

IP: ..... 0.2 at Clemson (2/21)  
 H: ..... 0 at Clemson (2/21)  
 ER: ..... 0, 2x, last at #11 Virginia Tech (3/5)  
 SO: ..... N/A  
 Pitches: ..... 17 at Clemson (2/21)

### CAREER BESTS

IP: ..... 5.0 vs. Morehead State (2/20/21)  
 H: ..... 0, 10x, last at Clemson (2/21/23)  
 ER: ..... 0, 17x, last at #11 Virginia Tech (3/5/23)  
 SO: ..... 8 vs. Morehead State (2/20/21)  
 Pitches: ..... 87 vs. Morehead State (2/20/21)



## 29 PAXTON THOMPSON

JUNIOR • PITCHER • R/R • ST. MICHAEL, MINN. • ST. MICHAEL-ALBERTVILLE HS (PARKLAND CC)

| Season | ERA  | W-L | GP-GS | CG | SHO | SV | IP   | H  | R  | ER | BB | SO | 2B | 3B | HR | BF  | oAVG | WP | HBP | BK | SFA | SHA |
|--------|------|-----|-------|----|-----|----|------|----|----|----|----|----|----|----|----|-----|------|----|-----|----|-----|-----|
| 2022   | 6.00 | 0-2 | 8-1   | 0  | 0   | 0  | 6.0  | 5  | 4  | 4  | 4  | 4  | 1  | 1  | 0  | 29  | .217 | 0  | 2   | 0  | 0   | 0   |
| 2023   | 4.44 | 5-2 | 17-4  | 0  | 0   | 0  | 48.2 | 43 | 29 | 24 | 25 | 54 | 11 | 2  | 4  | 214 | .238 | 1  | 3   | 0  | 3   | 2   |
| CAREER | 4.61 | 5-4 | 25-5  | 0  | 0   | 0  | 54.2 | 48 | 33 | 28 | 29 | 58 | 12 | 3  | 4  | 243 | .235 | 1  | 5   | 0  | 3   | 2   |

### SEASON BESTS

IP: ..... 6.1 at FIU (5/14)  
 H: ..... 0, 4x, last vs. Gardner-Webb (3/28)  
 ER: ..... 0, 7x, last vs. Winthrop (4/11)  
 SO: ..... 8 vs. Ball State, G2 (2/18)  
 Pitches: ..... 94 at FIU (5/14)

### CAREER BESTS

IP: ..... 6.1 at FIU (5/14/23)  
 H: ..... 0, 9x, last vs. Gardner-Webb (3/28/23)  
 ER: ..... 0, 13x, last vs. Winthrop (4/11/23)  
 SO: ..... 8 vs. Ball State, G2 (2/18/23)  
 Pitches: ..... 94 at FIU (5/14/23)





## 32 BREVEN YARBRO

SOPHOMORE • PITCHER • R/R • CHAFFEE, Mo. • CHAFFEE HS (CROWDER COLLEGE)

| Season        | ERA         | W-L        | GP-GS      | CG       | SHO      | SV       | IP         | H        | R        | ER       | BB       | SO       | 2B       | 3B       | HR       | BF        | oAVG        | WP       | HBP      | BK       | SFA      | SHA      |
|---------------|-------------|------------|------------|----------|----------|----------|------------|----------|----------|----------|----------|----------|----------|----------|----------|-----------|-------------|----------|----------|----------|----------|----------|
| 2023          | 4.50        | 0-0        | 6-0        | 0        | 0        | 0        | 4.0        | 2        | 2        | 2        | 3        | 1        | 0        | 0        | 1        | 15        | .182        | 1        | 1        | 0        | 0        | 0        |
| <b>CAREER</b> | <b>4.50</b> | <b>0-0</b> | <b>6-0</b> | <b>0</b> | <b>0</b> | <b>0</b> | <b>4.0</b> | <b>2</b> | <b>2</b> | <b>2</b> | <b>3</b> | <b>1</b> | <b>0</b> | <b>0</b> | <b>1</b> | <b>15</b> | <b>.182</b> | <b>1</b> | <b>1</b> | <b>0</b> | <b>0</b> | <b>0</b> |

### SEASON BESTS

IP: ..... 1.0, 2x, last vs. Radford (4/4)  
 H: ..... 0, 4x, last at #14 North Carolina (4/18)  
 ER: ..... 0, 4x, last at #14 North Carolina (4/18)  
 SO: ..... 1 vs. Ball State (2/19)  
 Pitches: ..... 17 vs. Ball State (2/19)

### CAREER BESTS

IP: ..... 1.0, 2x, last vs. Radford (4/4/23)  
 H: ..... 0, 4x, last at #14 North Carolina (4/18/23)  
 ER: ..... 0, 4x, last at #14 North Carolina (4/18/23)  
 SO: ..... 1 vs. Ball State (2/19/23)  
 Pitches: ..... 17 vs. Ball State (2/19/23)



## 33 JAKE CUNNINGHAM

JUNIOR • OUTFIELDER • R/R • CHARLOTTE, N.C. • ARDREY KELL HS

| Season        | AVG         | GP-GS          | AB         | R         | H          | 2B        | 3B       | HR        | RBI        | SLG%        | BB        | HBP      | SO         | GDP      | OB%         | SF       | SH       | SB        | PO         | A        | E        | FLD%        |
|---------------|-------------|----------------|------------|-----------|------------|-----------|----------|-----------|------------|-------------|-----------|----------|------------|----------|-------------|----------|----------|-----------|------------|----------|----------|-------------|
| 2021          | .221        | 40-30          | 104        | 15        | 23         | 5         | 1        | 2         | 14         | .346        | 8         | 0        | 23         | 2        | .277        | 0        | 2        | 6         | 48         | 0        | 3        | .941        |
| 2022          | .304        | 57-57          | 227        | 51        | 69         | 12        | 3        | 16        | 52         | .595        | 38        | 3        | 69         | 1        | .410        | 0        | 0        | 16        | 153        | 2        | 1        | .994        |
| 2023          | .284        | 36-34          | 134        | 32        | 38         | 9         | 0        | 9         | 35         | .552        | 21        | 1        | 36         | 3        | .382        | 1        | 0        | 1         | 42         | 0        | 1        | .977        |
| <b>CAREER</b> | <b>.280</b> | <b>133-121</b> | <b>465</b> | <b>98</b> | <b>130</b> | <b>26</b> | <b>4</b> | <b>27</b> | <b>101</b> | <b>.527</b> | <b>67</b> | <b>4</b> | <b>128</b> | <b>6</b> | <b>.374</b> | <b>1</b> | <b>2</b> | <b>23</b> | <b>243</b> | <b>2</b> | <b>5</b> | <b>.980</b> |

### SEASON HIGHS

AB: ..... 5, 9x, last at FIU (5/14)  
 H: ..... 3, 4x, last vs. Florida Atlantic (5/7)  
 R: ..... 4 vs. Old Dominion (3/10)  
 RBI: ..... 6 vs. Florida Atlantic (5/7)  
 SB: ..... 1 at UAB (4/1)

### CAREER HIGHS

AB: ..... 7 at Florida Atlantic (5/14/22)  
 H: ..... 4, 2x last at Florida Atlantic (5/15/22)  
 R: ..... 4 vs. Old Dominion (3/10/23)  
 RBI: ..... 6 vs. Florida Atlantic (5/7/23)  
 SB: ..... 2, 2x, last at Winthrop (4/6/22)



## 34 EVAN MICHELSON

JUNIOR • PITCHER • R/R • JACKSONVILLE, FLA. • MANDARIN HS (COLLEGE OF CENTRAL FLORIDA)

| Season        | ERA         | W-L        | GP-GS       | CG       | SHO      | SV       | IP          | H         | R         | ER        | BB        | SO        | 2B       | 3B       | HR       | BF         | oAVG        | WP       | HBP      | BK       | SFA      | SHA      |
|---------------|-------------|------------|-------------|----------|----------|----------|-------------|-----------|-----------|-----------|-----------|-----------|----------|----------|----------|------------|-------------|----------|----------|----------|----------|----------|
| 2022          | 2.35        | 1-1        | 6-1         | 0        | 0        | 0        | 7.2         | 4         | 6         | 2         | 2         | 7         | 2        | 0        | 1        | 31         | .138        | 1        | 0        | 0        | 0        | 0        |
| 2023          | 4.06        | 1-4        | 23-0        | 0        | 0        | 6        | 31.0        | 25        | 16        | 14        | 8         | 32        | 3        | 2        | 4        | 127        | .225        | 1        | 4        | 0        | 1        | 3        |
| <b>CAREER</b> | <b>3.72</b> | <b>2-5</b> | <b>29-1</b> | <b>0</b> | <b>0</b> | <b>6</b> | <b>38.2</b> | <b>29</b> | <b>22</b> | <b>16</b> | <b>10</b> | <b>39</b> | <b>5</b> | <b>2</b> | <b>5</b> | <b>158</b> | <b>.207</b> | <b>2</b> | <b>4</b> | <b>0</b> | <b>1</b> | <b>3</b> |

### SEASON BESTS

IP: ..... 3.0 vs. Ball State, G1 (2/18)  
 H: ..... 0, 9x, last vs. UAB (4/23)  
 ER: ..... 0, 14x, last at #9 South Carolina (5/16)  
 SO: ..... 5 at #11 Virginia Tech (3/3)  
 Pitches: ..... 46 vs. Ball State, G1 (2/18)

### CAREER BESTS

IP: ..... 3.0, 2x, last vs. Ball State, G1 (2/18/23)  
 H: ..... 0, 11x, last vs. UAB (4/22/23)  
 ER: ..... 0, 18x, last at #9 South Carolina (5/16/23)  
 SO: ..... 5 at #11 Virginia Tech (3/3/23)  
 Pitches: ..... 52 vs. Louisiana Tech, C-USA Tournament (5/26/22)



## 35 CLARK DEARMAN

GRADUATE STUDENT • PITCHER • L/L • MILTON, GA. • BLESSED TRINITY CATHOLIC HS (PRESBYTERIAN)

| Season        | ERA         | W-L        | GP-GS       | CG       | SHO      | SV       | IP          | H         | R         | ER        | BB       | SO        | 2B       | 3B       | HR       | BF        | oAVG        | WP       | HBP      | BK       | SFA      | SHA      |
|---------------|-------------|------------|-------------|----------|----------|----------|-------------|-----------|-----------|-----------|----------|-----------|----------|----------|----------|-----------|-------------|----------|----------|----------|----------|----------|
| 2023          | 6.52        | 2-0        | 14-2        | 0        | 0        | 0        | 19.1        | 28        | 21        | 14        | 6        | 24        | 5        | 2        | 4        | 98        | .322        | 2        | 2        | 0        | 0        | 3        |
| <b>CAREER</b> | <b>6.52</b> | <b>2-0</b> | <b>14-2</b> | <b>0</b> | <b>0</b> | <b>0</b> | <b>19.1</b> | <b>28</b> | <b>21</b> | <b>14</b> | <b>6</b> | <b>24</b> | <b>5</b> | <b>2</b> | <b>4</b> | <b>98</b> | <b>.322</b> | <b>2</b> | <b>2</b> | <b>0</b> | <b>0</b> | <b>3</b> |

### SEASON BESTS

IP: ..... 3.1 vs. UAB (4/22)  
 H: ..... 0 vs. #6 East Carolina, Truist Field (4/19)  
 ER: ..... 0, 8x, last at FIU (5/12)  
 SO: ..... 6 vs. UAB (4/22)  
 Pitches: ..... 50 vs. UNC Asheville (2/28)

### CAREER BESTS

IP: ..... 3.1 vs. UAB (4/22/23)  
 H: ..... 0 vs. #6 East Carolina, Truist Field (4/19/23)  
 ER: ..... 0, 8x, last at FIU (5/12/23)  
 SO: ..... 6 vs. UAB (4/22/23)  
 Pitches: ..... 50 vs. UNC Asheville (2/28/23)



## 36 ANTHONY CASCIOLA

JUNIOR • PITCHER • R/R • CHARLOTTE, N.C. • WEDDINGTON HS (BUCKNELL)

| Season        | ERA         | W-L        | GP-GS      | CG       | SHO      | SV       | IP          | H         | R        | ER       | BB       | SO        | 2B       | 3B       | HR       | BF        | oAVG        | WP       | HBP      | BK       | SFA      | SHA      |
|---------------|-------------|------------|------------|----------|----------|----------|-------------|-----------|----------|----------|----------|-----------|----------|----------|----------|-----------|-------------|----------|----------|----------|----------|----------|
| 2022          | 5.11        | 1-0        | 8-0        | 0        | 0        | 0        | 12.1        | 11        | 9        | 7        | 5        | 10        | 4        | 0        | 0        | 56        | .239        | 2        | 3        | 0        | 2        | 0        |
| 2023          | -           | -          | -          | -        | -        | -        | -           | -         | -        | -        | -        | -         | -        | -        | -        | -         | -           | -        | -        | -        | -        | -        |
| <b>CAREER</b> | <b>5.11</b> | <b>1-0</b> | <b>8-0</b> | <b>0</b> | <b>0</b> | <b>0</b> | <b>12.1</b> | <b>11</b> | <b>9</b> | <b>7</b> | <b>5</b> | <b>10</b> | <b>4</b> | <b>0</b> | <b>0</b> | <b>56</b> | <b>.239</b> | <b>2</b> | <b>3</b> | <b>0</b> | <b>2</b> | <b>0</b> |

### SEASON BESTS

IP: ..... N/A  
 H: ..... N/A  
 ER: ..... N/A  
 SO: ..... N/A  
 Pitches: ..... N/A

### CAREER BESTS

IP: ..... 4.1 vs. Campbell, Atrium Health Ballpark (3/22/22)  
 H: ..... 0, 3x, last at Marshall (4/30/22)  
 ER: ..... 0, 4x, last at Marshall (4/30/22)  
 SO: ..... 4 at UTSA (4/1/22)  
 Pitches: ..... 54 vs. Campbell, Atrium Health Ballpark (3/22/22)





## 37 COLLIN KRAMER

SOPHOMORE • PITCHER • L/L • ST. ANSGAR, IOWA • ST. ANSGAR HS (NIACC)

| Season        | ERA         | W-L        | GP-GS        | CG       | SHO      | SV       | IP           | H          | R         | ER        | BB        | SO         | 2B        | 3B       | HR       | BF         | oAVG        | WP        | HBP      | BK       | SFA      | SHA      |
|---------------|-------------|------------|--------------|----------|----------|----------|--------------|------------|-----------|-----------|-----------|------------|-----------|----------|----------|------------|-------------|-----------|----------|----------|----------|----------|
| 2022          | 4.07        | 4-2        | 25-7         | 0        | 0        | 0        | 55.1         | 51         | 27        | 25        | 30        | 62         | 8         | 0        | 2        | 245        | .241        | 4         | 2        | 0        | 0        | 1        |
| 2023          | 5.55        | 4-4        | 16-10        | 0        | 0        | 0        | 47.0         | 52         | 31        | 29        | 29        | 51         | 16        | 2        | 3        | 222        | .278        | 6         | 3        | 1        | 2        | 1        |
| <b>CAREER</b> | <b>4.75</b> | <b>8-6</b> | <b>41-17</b> | <b>0</b> | <b>0</b> | <b>0</b> | <b>102.1</b> | <b>103</b> | <b>58</b> | <b>54</b> | <b>59</b> | <b>113</b> | <b>24</b> | <b>2</b> | <b>5</b> | <b>467</b> | <b>.258</b> | <b>10</b> | <b>5</b> | <b>1</b> | <b>2</b> | <b>2</b> |

### SEASON BESTS

IP: ..... 6.1 at #7 Coastal Carolina (5/2)  
 H: ..... 0 at WKU (4/29)  
 ER: ..... 0, 4x, last at WKU (4/29)  
 SO: ..... 8 vs. #4 South Carolina, Truist Field (3/21)  
 Pitches: ..... 91, 2x, last vs. Florida Atlantic (5/7)

### CAREER BESTS

IP: ..... 7.0, 2x, last vs. Rice (5/8/22)  
 H: ..... 0, 5x, last at WKU (4/29/22)  
 ER: ..... 0, 16x, last at WKU (4/29/23)  
 SO: ..... 8, 3x, last vs. #4 South Carolina, Truist Field (3/21/23)  
 Pitches: ..... 97, 2x, last at Florida Atlantic (5/14/22)



## 38 SAM CONTE

JUNIOR • PITCHER • L/L • ANDOVER MASS. • PHILLIPS ACADEMY (TRINITY COLLEGE)

| Season        | ERA         | W-L        | GP-GS       | CG       | SHO      | SV       | IP          | H         | R         | ER        | BB        | SO        | 2B       | 3B       | HR       | BF        | oAVG        | WP       | HBP      | BK       | SFA      | SHA      |
|---------------|-------------|------------|-------------|----------|----------|----------|-------------|-----------|-----------|-----------|-----------|-----------|----------|----------|----------|-----------|-------------|----------|----------|----------|----------|----------|
| 2023          | 7.47        | 0-2        | 13-2        | 0        | 0        | 0        | 15.2        | 17        | 13        | 13        | 11        | 22        | 6        | 0        | 4        | 80        | .270        | 0        | 6        | 0        | 0        | 0        |
| <b>CAREER</b> | <b>7.47</b> | <b>0-2</b> | <b>13-2</b> | <b>0</b> | <b>0</b> | <b>0</b> | <b>15.2</b> | <b>17</b> | <b>13</b> | <b>13</b> | <b>11</b> | <b>22</b> | <b>6</b> | <b>0</b> | <b>4</b> | <b>80</b> | <b>.270</b> | <b>0</b> | <b>6</b> | <b>0</b> | <b>0</b> | <b>0</b> |

### SEASON BESTS

IP: ..... 4.0 at Louisiana Tech (3/18)  
 H: ..... 0, 5x, last at WKU (4/28)  
 ER: ..... 0, 7x, last at FIU (5/12)  
 SO: ..... 5, 2x, last vs. Dallas Baptist (3/25)  
 Pitches: ..... 68 at Louisiana Tech (3/18)

### CAREER BESTS

IP: ..... 4.0 at Louisiana Tech (3/18/23)  
 H: ..... 0, 5x, last at WKU (4/28/23)  
 ER: ..... 0, 7x, last at FIU (5/12/23)  
 SO: ..... 5, 2x, last vs. Dallas Baptist (3/25/23)  
 Pitches: ..... 68 at Louisiana Tech (3/18/23)



## 40 ANDREW SPOLYAR

JUNIOR • PITCHER • L/L • ORLANDO, FLA. • TIMBER CREEK HS (SEMINOLE STATE COLLEGE)

| Season        | ERA         | W-L        | GP-GS       | CG       | SHO      | SV       | IP          | H         | R         | ER        | BB        | SO        | 2B       | 3B       | HR       | BF         | oAVG        | WP       | HBP      | BK       | SFA      | SHA      |
|---------------|-------------|------------|-------------|----------|----------|----------|-------------|-----------|-----------|-----------|-----------|-----------|----------|----------|----------|------------|-------------|----------|----------|----------|----------|----------|
| 2023          | 5.75        | 2-2        | 16-1        | 0        | 0        | 0        | 36.0        | 36        | 23        | 23        | 15        | 40        | 6        | 1        | 9        | 161        | .261        | 3        | 5        | 0        | 1        | 2        |
| <b>CAREER</b> | <b>5.75</b> | <b>2-2</b> | <b>16-1</b> | <b>0</b> | <b>0</b> | <b>0</b> | <b>36.0</b> | <b>36</b> | <b>23</b> | <b>23</b> | <b>15</b> | <b>40</b> | <b>6</b> | <b>1</b> | <b>9</b> | <b>161</b> | <b>.261</b> | <b>3</b> | <b>5</b> | <b>0</b> | <b>1</b> | <b>2</b> |

### SEASON BESTS

IP: ..... 5.2 at Rice (4/15)  
 H: ..... 0, 3x, last vs. Florida Atlantic (5/6)  
 ER: ..... 0, 5x, last at Rice (4/15)  
 SO: ..... 8 vs. Army (2/24)  
 Pitches: ..... 87 at Rice (4/15)

### CAREER BESTS

IP: ..... 5.2 at Rice (4/15/23)  
 H: ..... 0, 3x, last vs. Florida Atlantic (5/6/23)  
 ER: ..... 0, 5x, last at Rice (4/15/23)  
 SO: ..... 8 vs. Army (2/24/23)  
 Pitches: ..... 87 at Rice (4/15/23)



## 41 JOEL SARVER

JUNIOR • PITCHER • R/R • CHAMPAIGN, ILL. • CHAMPAIGN CENTRAL HS (NW FLORIDA STATE)

| Season        | ERA          | W-L        | GP-GS      | CG       | SHO      | SV       | IP         | H        | R        | ER       | BB       | SO       | 2B       | 3B       | HR       | BF       | oAVG         | WP       | HBP      | BK       | SFA      | SHA      |
|---------------|--------------|------------|------------|----------|----------|----------|------------|----------|----------|----------|----------|----------|----------|----------|----------|----------|--------------|----------|----------|----------|----------|----------|
| 2023          | 27.00        | 0-0        | 1-0        | 0        | 0        | 0        | 0.1        | 2        | 1        | 1        | 1        | 0        | 0        | 0        | 1        | 3        | 1.000        | 0        | 0        | 0        | 0        | 0        |
| <b>CAREER</b> | <b>27.00</b> | <b>0-0</b> | <b>1-0</b> | <b>0</b> | <b>0</b> | <b>0</b> | <b>0.1</b> | <b>2</b> | <b>1</b> | <b>1</b> | <b>1</b> | <b>0</b> | <b>0</b> | <b>0</b> | <b>1</b> | <b>3</b> | <b>1.000</b> | <b>0</b> | <b>0</b> | <b>0</b> | <b>0</b> | <b>0</b> |

### SEASON BESTS

IP: ..... 0.1 vs. Ball State, G2 (2/18)  
 H: ..... 2 vs. Ball State, G2 (2/18)  
 ER: ..... 1 vs. Ball State, G2 (2/18)  
 SO: ..... N/A  
 Pitches: ..... 13 vs. Ball State, G2 (2/18)

### CAREER BESTS

IP: ..... 0.1 vs. Ball State, G2 (2/18/23)  
 H: ..... 2 vs. Ball State, G2 (2/18/23)  
 ER: ..... 1 vs. Ball State, G2 (2/18/23)  
 SO: ..... N/A  
 Pitches: ..... 13 vs. Ball State, G2 (2/18/23)



## 43 HALE SIMS

SENIOR • PITCHER • R/R • PADUCAH, KY. • ST. MARY HS (JOHN A. LOGAN)

| Season        | ERA         | W-L        | GP-GS        | CG       | SHO      | SV       | IP          | H         | R         | ER        | BB        | SO         | 2B        | 3B       | HR       | BF         | oAVG        | WP        | HBP       | BK       | SFA      | SHA      |
|---------------|-------------|------------|--------------|----------|----------|----------|-------------|-----------|-----------|-----------|-----------|------------|-----------|----------|----------|------------|-------------|-----------|-----------|----------|----------|----------|
| 2021          | 8.15        | 1-0        | 12-3         | 0        | 0        | 0        | 17.2        | 21        | 18        | 16        | 9         | 23         | 7         | 1        | 1        | 85         | .300        | 6         | 3         | 1        | 3        | 0        |
| 2022          | 4.66        | 3-1        | 18-10        | 0        | 0        | 0        | 46.1        | 38        | 29        | 24        | 30        | 51         | 6         | 0        | 4        | 211        | .218        | 9         | 5         | 0        | 1        | 1        |
| 2023          | 3.91        | 1-0        | 18-3         | 0        | 0        | 0        | 25.1        | 21        | 12        | 11        | 17        | 31         | 3         | 0        | 1        | 116        | .231        | 8         | 4         | 1        | 4        | 0        |
| <b>CAREER</b> | <b>5.14</b> | <b>5-1</b> | <b>48-16</b> | <b>0</b> | <b>0</b> | <b>0</b> | <b>89.1</b> | <b>80</b> | <b>59</b> | <b>51</b> | <b>56</b> | <b>105</b> | <b>16</b> | <b>1</b> | <b>6</b> | <b>412</b> | <b>.239</b> | <b>23</b> | <b>12</b> | <b>2</b> | <b>8</b> | <b>1</b> |

### SEASON BESTS

IP: ..... 3.2 vs. Ball State (2/17)  
 H: ..... 0, 9x, last at #14 North Carolina (4/18)  
 ER: ..... 0, 14x, last at FIU (5/12)  
 SO: ..... 8 vs. Winthrop (4/11)  
 Pitches: ..... 66, 2x, last at FIU (5/12)

### CAREER BESTS

IP: ..... 7.0 vs. Rice (5/6/22)  
 H: ..... 0, 16x, last at #14 North Carolina (4/18/23)  
 ER: ..... 0, 24x, last at FIU (5/12/23)  
 SO: ..... 8, 3x, last vs. Winthrop (4/11/23)  
 Pitches: ..... 96 vs. College of Charleston (3/29/22)





## 44 CAMERON HANSEN

SOPHOMORE • PITCHER • R/R • HENDERSONVILLE, TENN. • HENDERSONVILLE HS (CHATTANOOGA STATE)

| Season        | ERA         | W-L        | GP-GS        | CG       | SHO      | SV       | IP          | H         | R         | ER        | BB        | SO        | 2B        | 3B       | HR        | BF         | oAVG        | WP        | HBP       | BK       | SFA      | SHA      |
|---------------|-------------|------------|--------------|----------|----------|----------|-------------|-----------|-----------|-----------|-----------|-----------|-----------|----------|-----------|------------|-------------|-----------|-----------|----------|----------|----------|
| 2022          | 5.08        | 3-2        | 12-6         | 0        | 0        | 0        | 33.2        | 35        | 24        | 19        | 10        | 30        | 8         | 0        | 5         | 150        | .263        | 8         | 5         | 0        | 1        | 1        |
| 2023          | 3.55        | 3-1        | 15-9         | 0        | 0        | 0        | 66.0        | 48        | 29        | 26        | 22        | 58        | 12        | 0        | 6         | 273        | .198        | 2         | 7         | 0        | 0        | 1        |
| <b>CAREER</b> | <b>4.06</b> | <b>6-3</b> | <b>27-15</b> | <b>0</b> | <b>0</b> | <b>0</b> | <b>99.2</b> | <b>83</b> | <b>53</b> | <b>45</b> | <b>32</b> | <b>88</b> | <b>20</b> | <b>0</b> | <b>11</b> | <b>423</b> | <b>.221</b> | <b>10</b> | <b>12</b> | <b>0</b> | <b>1</b> | <b>2</b> |

### SEASON BESTS

IP: ..... 8.1 vs. UAB (4/23)  
 H: ..... 1, 4x, last vs. UAB (4/23)  
 ER: ..... 0, 5x, last vs. UAB (4/23)  
 SO: ..... 10 vs. UAB (4/23)  
 Pitches: ..... 112 at Louisiana Tech (3/19)

### CAREER BESTS

IP: ..... 8.1 vs. UAB (4/23/23)  
 H: ..... 0, 3x last vs. Middle Tennessee, C-USA Tournament (5/26/22)  
 ER: ..... 0, 9x, last vs. UAB (4/23/23)  
 SO: ..... 10 vs. UAB (4/23/23)  
 Pitches: ..... 112 at Louisiana Tech (3/19/23)



## 45 MILES LANGHORNE

REDSHIRT FRESHMAN • PITCHER • R/R • GREENWICH, CONN. • GREENWICH HS (VANDERBILT)

| Season        | ERA         | W-L        | GP-GS       | CG       | SHO      | SV       | IP          | H         | R         | ER        | BB        | SO        | 2B       | 3B       | HR       | BF        | oAVG        | WP       | HBP      | BK       | SFA      | SHA      |
|---------------|-------------|------------|-------------|----------|----------|----------|-------------|-----------|-----------|-----------|-----------|-----------|----------|----------|----------|-----------|-------------|----------|----------|----------|----------|----------|
| 2023          | 6.86        | 1-2        | 10-5        | 0        | 0        | 0        | 21.0        | 20        | 17        | 16        | 15        | 20        | 7        | 0        | 3        | 99        | .244        | 5        | 2        | 0        | 0        | 0        |
| <b>CAREER</b> | <b>6.86</b> | <b>1-2</b> | <b>10-5</b> | <b>0</b> | <b>0</b> | <b>0</b> | <b>21.0</b> | <b>20</b> | <b>17</b> | <b>16</b> | <b>15</b> | <b>20</b> | <b>7</b> | <b>0</b> | <b>3</b> | <b>99</b> | <b>.244</b> | <b>5</b> | <b>2</b> | <b>0</b> | <b>0</b> | <b>0</b> |

### SEASON BESTS

IP: ..... 5.0 vs. Army (2/26)  
 H: ..... 0 vs. Radford (4/4)  
 ER: ..... 0, 3x, last at WKU (4/28)  
 SO: ..... 5 vs. #6 East Carolina, Truist Field (4/19)  
 Pitches: ..... 66 at #9 South Carolina (5/16)

### CAREER BESTS

IP: ..... 5.0 vs. Army (2/26/23)  
 H: ..... 0 vs. Radford (4/4/23)  
 ER: ..... 0, 3x, last at WKU (4/28/23)  
 SO: ..... 5 vs. #6 East Carolina, Truist Field (4/19/23)  
 Pitches: ..... 66 at #9 South Carolina (5/16/23)



## 46 MATT LITTLE

SOPHOMORE • PITCHER • L/L • FAYETTEVILLE, N.C. • CAPE FEAR HS (PITT CC)

| Season        | ERA          | W-L        | GP-GS      | CG       | SHO      | SV       | IP         | H        | R        | ER       | BB       | SO       | 2B       | 3B       | HR       | BF        | oAVG        | WP       | HBP      | BK       | SFA      | SHA      |
|---------------|--------------|------------|------------|----------|----------|----------|------------|----------|----------|----------|----------|----------|----------|----------|----------|-----------|-------------|----------|----------|----------|----------|----------|
| 2022          | 11.57        | 0-0        | 4-0        | 0        | 0        | 0        | 2.1        | 4        | 3        | 3        | 1        | 3        | 0        | 0        | 1        | 13        | .364        | 0        | 1        | 0        | 0        | 0        |
| 2023          | 13.50        | 0-0        | 1-0        | 0        | 0        | 0        | 0.2        | 0        | 1        | 1        | 2        | 1        | 0        | 0        | 0        | 5         | 0           | 0        | 1        | 0        | 1        | 0        |
| <b>CAREER</b> | <b>12.00</b> | <b>0-0</b> | <b>5-0</b> | <b>0</b> | <b>0</b> | <b>0</b> | <b>3.0</b> | <b>4</b> | <b>4</b> | <b>4</b> | <b>3</b> | <b>4</b> | <b>0</b> | <b>0</b> | <b>1</b> | <b>18</b> | <b>.333</b> | <b>0</b> | <b>2</b> | <b>0</b> | <b>1</b> | <b>0</b> |

### SEASON BESTS

IP: ..... 0.2 vs. Army (2/25)  
 H: ..... 0 vs. Army (2/25)  
 ER: ..... 1 vs. Army (2/25)  
 SO: ..... 1 vs. Army (2/25)  
 Pitches: ..... 25 vs. Army (2/25)

### CAREER BESTS

IP: ..... 1.0 vs. Western Illinois (3/5/22)  
 H: ..... 0, 3x, last vs. Army (2/25/23)  
 ER: ..... 0, 3x, last vs. App State (3/13/22)  
 SO: ..... 1, 4x, last vs. Army (2/25/23)  
 Pitches: ..... 25 vs. Army (2/25/23)



## 47 AUBREY GILENTINE

SENIOR • PITCHER • R/R • AMORY, MISS. • AMORY HS (SOUTHERN MISS)

| Season        | ERA         | W-L        | GP-GS      | CG       | SHO      | SV       | IP         | H         | R        | ER       | BB       | SO       | 2B       | 3B       | HR       | BF        | oAVG        | WP       | HBP      | BK       | SFA      | SHA      |
|---------------|-------------|------------|------------|----------|----------|----------|------------|-----------|----------|----------|----------|----------|----------|----------|----------|-----------|-------------|----------|----------|----------|----------|----------|
| 2023          | 9.53        | 1-1        | 8-0        | 0        | 0        | 0        | 5.2        | 10        | 6        | 6        | 2        | 8        | 2        | 0        | 2        | 28        | .417        | 2        | 0        | 0        | 2        | 0        |
| <b>CAREER</b> | <b>9.53</b> | <b>1-1</b> | <b>8-0</b> | <b>0</b> | <b>0</b> | <b>0</b> | <b>5.2</b> | <b>10</b> | <b>6</b> | <b>6</b> | <b>2</b> | <b>8</b> | <b>2</b> | <b>0</b> | <b>2</b> | <b>28</b> | <b>.417</b> | <b>2</b> | <b>0</b> | <b>0</b> | <b>2</b> | <b>0</b> |

### SEASON BESTS

IP: ..... 1.0, 4x, last at #9 South Carolina (5/16)  
 H: ..... 0, 2x, last at FIU (5/12)  
 ER: ..... 0, 5x, last at FIU (5/12)  
 SO: ..... 2, 2x, last at #9 South Carolina (5/16)  
 Pitches: ..... 27 at #9 South Carolina (5/16)

### CAREER BESTS

IP: ..... 1.0, 4x, last at #9 South Carolina (5/16/23)  
 H: ..... 0, 2x, last at FIU (5/12/23)  
 ER: ..... 0, 5x, last at FIU (5/12/23)  
 SO: ..... 2, 2x, last at #9 South Carolina (5/16/23)  
 Pitches: ..... 27 at #9 South Carolina (5/16/23)



## 51 WYATT HUDEPOHL

JUNIOR • PITCHER • R/R • CINCINNATI, OHIO • ST. XAVIER HS (KENTUCKY)

| Season        | ERA         | W-L        | GP-GS        | CG       | SHO      | SV       | IP          | H         | R         | ER        | BB        | SO        | 2B        | 3B       | HR       | BF         | oAVG        | WP       | HBP      | BK       | SFA      | SHA      |
|---------------|-------------|------------|--------------|----------|----------|----------|-------------|-----------|-----------|-----------|-----------|-----------|-----------|----------|----------|------------|-------------|----------|----------|----------|----------|----------|
| 2023          | 4.09        | 4-6        | 13-13        | 1        | 0        | 0        | 81.1        | 74        | 44        | 37        | 20        | 99        | 13        | 2        | 9        | 341        | .236        | 4        | 2        | 0        | 3        | 3        |
| <b>CAREER</b> | <b>4.09</b> | <b>4-6</b> | <b>13-13</b> | <b>1</b> | <b>0</b> | <b>0</b> | <b>81.1</b> | <b>74</b> | <b>44</b> | <b>37</b> | <b>20</b> | <b>99</b> | <b>13</b> | <b>2</b> | <b>9</b> | <b>341</b> | <b>.236</b> | <b>4</b> | <b>2</b> | <b>0</b> | <b>3</b> | <b>3</b> |

### SEASON BESTS

IP: ..... 9.0 vs. Old Dominion (3/10)  
 H: ..... 2 vs. Florida Atlantic (5/2)  
 ER: ..... 0, 2x, last vs. Florida Atlantic (5/2)  
 SO: ..... 17 vs. Old Dominion (3/10)  
 Pitches: ..... 119 vs. #24 UTSA, G1 (4/6)

### CAREER BESTS

IP: ..... 9.0 vs. Old Dominion (3/10/23)  
 H: ..... 2 vs. Florida Atlantic (5/5/23)  
 ER: ..... 0, 2x, last vs. Florida Atlantic (5/5/23)  
 SO: ..... 17 vs. Old Dominion (3/10/23)  
 Pitches: ..... 119 vs. #24 UTSA, G1 (4/6/23)







## 52 TONY ROSSI

JUNIOR • PITCHER • R/R • LAKE MARY, FLA. • LAKE MARY HS (STATE COLLEGE OF FLORIDA)

| Season        | ERA         | W-L        | GP-GS       | CG       | SHO      | SV       | IP          | H         | R         | ER        | BB        | SO        | 2B       | 3B       | HR       | BF         | oAVG        | WP       | HBP      | BK       | SFA      | SHA      |   |
|---------------|-------------|------------|-------------|----------|----------|----------|-------------|-----------|-----------|-----------|-----------|-----------|----------|----------|----------|------------|-------------|----------|----------|----------|----------|----------|---|
| 2022          | 4.57        | 5-1        | 28-0        | 0        | 0        | 1        | 43.1        | 35        | 22        | 22        | 20        | 48        | 9        | 0        | 7        | 186        | .224        | 6        | 8        | 0        | 2        | 0        |   |
| 2023          | -           | -          | -           | -        | -        | -        | -           | -         | -         | -         | -         | -         | -        | -        | -        | -          | -           | -        | -        | -        | -        | -        | - |
| <b>CAREER</b> | <b>4.57</b> | <b>5-1</b> | <b>28-0</b> | <b>0</b> | <b>0</b> | <b>1</b> | <b>43.1</b> | <b>35</b> | <b>22</b> | <b>22</b> | <b>20</b> | <b>48</b> | <b>9</b> | <b>0</b> | <b>7</b> | <b>186</b> | <b>.224</b> | <b>6</b> | <b>8</b> | <b>0</b> | <b>2</b> | <b>0</b> |   |

### SEASON BESTS

IP: .....N/A  
 H: .....N/A  
 ER: .....N/A  
 SO: .....N/A  
 Pitches: .....N/A

### CAREER BESTS

IP: .....5.0 at South Carolina (5/17/22)  
 H: .....0, 9x, last vs. UAB (4/22/22)  
 ER: .....0, 18x, last vs. Louisiana Tech (5/20/22)  
 SO: .....6, 2x, last at South Carolina (5/17/22)  
 Pitches: .....73 at South Carolina (5/17/22)



## 53 NICK COSENTINO

JUNIOR • PITCHER • R/R • PITTSBURGH, PA. • PITTSBURGH CAPA HS (STATE COLLEGE OF FLORIDA)

| Season        | ERA          | W-L        | GP-GS      | CG       | SHO      | SV       | IP         | H        | R        | ER       | BB       | SO       | 2B       | 3B       | HR       | BF        | oAVG        | WP       | HBP      | BK       | SFA      | SHA      |
|---------------|--------------|------------|------------|----------|----------|----------|------------|----------|----------|----------|----------|----------|----------|----------|----------|-----------|-------------|----------|----------|----------|----------|----------|
| 2023          | 10.12        | 0-0        | 5-0        | 0        | 0        | 0        | 2.2        | 2        | 3        | 3        | 3        | 4        | 0        | 0        | 1        | 16        | .200        | 1        | 3        | 0        | 0        | 0        |
| <b>CAREER</b> | <b>10.12</b> | <b>0-0</b> | <b>5-0</b> | <b>0</b> | <b>0</b> | <b>0</b> | <b>2.2</b> | <b>2</b> | <b>3</b> | <b>3</b> | <b>3</b> | <b>4</b> | <b>0</b> | <b>0</b> | <b>1</b> | <b>16</b> | <b>.200</b> | <b>1</b> | <b>3</b> | <b>0</b> | <b>0</b> | <b>0</b> |

### SEASON BESTS

IP: .....1.0, 2x, last vs. Radford (4/4)  
 H: .....0, 3x, last at FIU (5/12)  
 ER: .....0, 3x, last at #14 North Carolina (4/18)  
 SO: .....3 vs. Radford (4/4)  
 Pitches: .....18 at UAB (3/31)

### CAREER BESTS

IP: .....1.0, 2x, last vs. Radford (4/4/23)  
**H: .....0, 3x, last at FIU (5/12/23)**  
 ER: .....0, 3x, last at #14 North Carolina (4/18/23)  
 SO: .....3 vs. Radford (4/4/23)  
 Pitches: .....18 at UAB (3/31/23)



## 55 DONYE EVANS

JUNIOR • PITCHER • R/R • DECATUR, GA. • REDAN HS (VANDERBILT)

| Season        | ERA         | W-L        | GP-GS       | CG       | SHO      | SV       | IP          | H         | R         | ER        | BB        | SO        | 2B       | 3B       | HR       | BF         | oAVG        | WP       | HBP      | BK       | SFA      | SHA      |
|---------------|-------------|------------|-------------|----------|----------|----------|-------------|-----------|-----------|-----------|-----------|-----------|----------|----------|----------|------------|-------------|----------|----------|----------|----------|----------|
| 2023          | 5.80        | 2-0        | 20-2        | 0        | 0        | 1        | 35.2        | 25        | 25        | 23        | 26        | 45        | 5        | 0        | 6        | 161        | .194        | 3        | 3        | 0        | 0        | 3        |
| <b>CAREER</b> | <b>5.80</b> | <b>2-0</b> | <b>20-2</b> | <b>0</b> | <b>0</b> | <b>1</b> | <b>35.2</b> | <b>25</b> | <b>25</b> | <b>23</b> | <b>26</b> | <b>45</b> | <b>5</b> | <b>0</b> | <b>6</b> | <b>161</b> | <b>.194</b> | <b>3</b> | <b>3</b> | <b>0</b> | <b>0</b> | <b>3</b> |

### SEASON BESTS

IP: .....4.0 vs. Ball State, G1 (2/18)  
 H: .....0, 5x, last vs. Florida Atlantic (5/7)  
 ER: .....0, 9x, last at #9 South Carolina (5/16)  
 SO: .....6 vs. Ball State, G1 (2/18)  
 Pitches: .....64 vs. Ball State, G1 (2/18)

### CAREER BESTS

IP: .....4.0 vs. Ball State, G1 (2/18/23)  
 H: .....0, 5x, last vs. Florida Atlantic (5/7/23)  
**ER: .....0, 9x, last at #9 South Carolina (5/16/23)**  
 SO: .....6 vs. Ball State, G1 (2/18/23)  
 Pitches: .....64 vs. Ball State, G1 (2/18/23)




## TV/RADIO SPEED CHART



**1**  
**CAM FISHER**



**2**  
**JD SUAREZ**



**3**  
**DANTE DeFRANCO**



**6**  
**JACK DRAGUM**



**8**  
**BLAKE JACKSON**



**9**  
**KADEN HOPSON**



**11**  
**AJ WILSON**



**12**  
**HUCK WATHAN**




**14**  
**AUSTIN KNIGHT**



**17**  
**JOSH PATRICK**



**19**  
**BRANDON STAHLMAN**



**21**  
**ELI WEISNER**



**22**  
**WILL BUTCHER**



**23**  
**SPENCER NOLAN**



**24**  
**CALVERT CLARK**



**26**  
**DREW TYNDALL**




**27**  
**CHRISTIAN LOTHES**



**29**  
**PAXTON THOMPSON**



**32**  
**BREVEN YARBRO**



**33**  
**JAKE CUNNINGHAM**



**34**  
**EVAN MICHELSON**




**35**  
**CLARK DEARMAN**




**36**  
**ANTHONY CASCIOLA**



**37**  
**COLLIN KRAMER**



**38**  
**SAM CONTE**



**40**  
**ANDREW SPOLYAR**



**41**  
**JOEL SARVER**



**43**  
**HALE SIMS**



**44**  
**CAMERON HANSEN**



**45**  
**MILES LANGHORNE**



**46**  
**MATT LITTLE**



**47**  
**AUBREY GILENTINE**



**51**  
**WYATT HUDEPOHL**



**52**  
**TONY ROSSI**



**53**  
**NICK COSENTINO**



**55**  
**DONYE EVANS**




**HC**  
**ROBERT WOODARD**



**AHC**  
**TOBY BICKNELL**



**AC**  
**PHILLIP CEBUHAR**



**PC**  
**MICHAEL OH**



**DoPD**  
**TYLER SIMMONS**



**DoBP**  
**ERIC MCKIBBAN**

