



ROSE BOWL GAME



1.1.24



CRIMSON TIDE

FOOTBALL

18 NATIONAL CHAMPIONSHIPS » 147 FIRST TEAM ALL-AMERICANS » 77 POSTSEASON GAMES » 42 BOWL VICTORIES » 30 SEC CHAMPIONSHIPS

A GAME 14 M

ALABAMA VS MICHIGAN

JAN. 1, 2024 / 4 P.M. CT / PASADENA, CALIF.

ROSE BOWL STADIUM (92,542)

TV: ESPN

(Play-By-Play: Chris Fowler, Analyst: Kirk Herbstreit, Sideline: Laura Rutledge, Holly Rowe)

RADIO: CRIMSON TIDE SPORTS NETWORK

(Play-By-Play: Chris Stewart, Analyst: Tyler Watts, Sideline: Roger Hoover)
CTSN on SiriusXM: 82

NATIONAL RADIO: ESPN RADIO

(Play-by-Play: Joe Tessitore, Analyst: Dusty Dvoracek, Sideline: Quint Kessenich)

CRIMSON TIDE

2023 Record/SEC Record 12-1/8-0
CFP/AP/USA Today Coaches 4/5/4
Head Coach Nick Saban
Record at Alabama (Years) . . . 206-28 (17th)
Career Record (Years) 297-70-1 (28th)

WOLVERINES

2023 Record/Big Ten Record 13-0/9-0
CFP/AP/USA Today Coaches 1/1/1
Head Coach Jim Harbaugh
Record at Michigan (Years) . . . 84-25 (9th)
Career Record (Years) 113-46 (13th)

INSIDE THE SERIES

Overall: Sixth meeting (Alabama leads, 3-2)

In Bowl Games: Alabama tied, 2-2

Current Streak: Alabama, Won 2

Last Meeting: Jan. 1, 2020 - Orlando (W, 35-16)

Series Notes: Alabama and Michigan will meet for just the sixth time in the history of the two storied programs. The Crimson Tide owns a 3-2 all-time advantage overall with the teams tied at 2-2 in bowl matchups. The Tide and Wolverines last met in the Citrus Bowl on New Year's Day 2020, with UA claiming a 35-16 victory. Alabama head coach Nick Saban is 4-3 all-time against UM, including a 2-0 mark with the Crimson Tide. Michigan head coach Jim Harbaugh is 0-1 against Alabama with the lone contest coming in that Citrus Bowl pairing.

SOCIAL MEDIA:



Follow us on Facebook and Instagram @AlabamaFBL



Follow us on X at @AlabamaFTBL

Follow **ALABAMA FOOTBALL** on the social media sites listed for up-to-date news, exclusive content and more.

2023 SCHEDULE

4/5/4 ALABAMA (12-1, 8-0 SEC)

S2 MIDDLE TENNESSEE	SEC Network	W, 56-7
S9 11/10 TEXAS	ESPN	L, 24-34
S16 at USF	ABC	W, 17-3
S23 15/16 OLE MISS*	CBS	W, 24-10
S30 at Mississippi State*	ESPN	W, 40-17
O7 at RV/RV Texas A&M*	CBS	W, 26-20
O14 ARKANSAS*	ESPN	W, 24-21
O21 17/15 TENNESSEE*	CBS	W, 34-20
N4 14/13/13 LSU*	CBS	W, 42-28
N11 at NR/NR/RV Kentucky*	ESPN	W, 49-21
N18 CHATTANOOGA	SEC Network+	W, 66-10
N25 at Auburn*	CBS	W, 27-24
D2 vs. 1/1/1 Georgia#	CBS	W, 27-24
J1 vs. 1/1/1 Michigan\$	ESPN	4 p.m.

1/1/1 MICHIGAN (13-0, 9-0 BIG TEN)

S2 EAST CAROLINA	Peacock	W, 30-3
S9 UNLV	CBS	W, 35-7
S16 BOWLING GREEN	Big Ten Network	W, 31-6
S23 RUTGERS*	Big Ten Network	W, 31-7
S30 at Nebraska*	FOX	W, 45-7
O7 at Minnesota*	NBC	W, 52-10
O14 INDIANA*	FOX	W, 52-7
O21 at Michigan State*	NBC	W, 49-0
N4 PURDUE*	NBC	W, 41-13
N11 at 10/9/9 Penn State*	FOX	W, 25-14
N18 at Maryland*	FOX	W, 31-24
N25 2/2/2 OHIO STATE*	FOX	W, 30-24
D2 vs. 16/18/17 Iowa%	FOX	W, 26-0
J1 vs. 4/5/4 Alabama\$	ESPN	4 p.m.

* - Conference game

- SEC Championship Game (Atlanta, Ga.)

% - Big Ten Championship Game (Indianapolis, Ind.)

\$ - College Football Playoff Semifinal (Pasadena, Calif.)

BOLD indicates home game

Rankings listed are CFP/Associated Press/Coaches

All times Central

CRIMSON TIDE FOOTBALL MEDIA SERVICES

WEDNESDAY, DEC. 27	THURSDAY, DEC. 28	FRIDAY, DEC. 29	SATURDAY, DEC. 30	SUNDAY, DEC. 31	MONDAY, JAN. 1	TUESDAY, JAN. 2
ROSE BOWL WELCOME - DISNEYLAND 2 p.m.	OFFENSIVE MEDIA DAY 9:15 a.m. PRACTICE 12:30 p.m. - Viewing	DEFENSIVE MEDIA DAY 9:15 a.m.	FULL-TEAM MEDIA DAY 10:15 a.m. PRACTICE 3 p.m. - Viewing	HEAD COACHES PRESS CONFERENCE 8:30 a.m.	MICHIGAN 2 p.m. (ESPN)	OFF DAY

All times PT

WEDNESDAY

2 p.m. – Disneyland Cavalcade and Welcome Press Conference
(Coach Saban + Three Players)

THURSDAY

9:15 a.m. – Offensive Press Conference
(Tommy Rees + Five Players)

12:30 p.m. – Practice at Dignity Health Sports Park (limited viewing period at the beginning)

FRIDAY

9:15 a.m. – Defensive Press Conference
(Kevin Steele + Five Players)

SATURDAY

10:15 a.m. – Full-Team Media Day

3 p.m. – Practice at Dignity Health Sports Park (limited viewing period at the beginning)

SUNDAY

8:30 a.m. – Head Coaches Press Conference

ON THE INTERNET

RollTide.com – Alabama’s official athletics website serves as a resource for in-depth information on current and historical Crimson Tide student-athletes, coaches and teams. The football page includes links to rosters, coaching staff, notes packages, practice reports and schedules as well as Tide TV and all of Alabama’s rich football history and tradition.

SECsportsmedia.com – Media covering the Southeastern Conference have its own website to get the latest information on the league. Through the services of Sports Systems, Inc., the site has the latest updated standings, results, schedules, statistics, notes and PDF versions of all SEC releases and media guides. On the site, the SEC has a digital image platform that provides access to the SEC’s latest photographs, images, logos and links to all of the SEC school media web sites and home pages.

CRIMSON TIDE VIDEO FTP – Links to download footage for broadcast television use only will be emailed when footage is made available. For questions or to be added to the list, please contact Christopher England by e-mail at cengland@ia.ua.edu.

ALABAMA PLAYERS – Interview requests for Alabama players should be made through Alex Thompson (athompson@ia.ua.edu). All player requests must be made at least 24 hours in advance so that proper notice can be given to the players. Players are off limits for interviews unless coordinated through the Alabama Athletics Communications staff.

ALABAMA ATHLETICS COMMUNICATIONS

Phone: (205) 348-6084 Fax: (205) 348-8841

Assistant Athletics Director, Football Communications:

Josh Maxson
Office: (205) 348-3631
e-mail: jmaxson@ia.ua.edu

Associate Director of Athletics Communications:

Steven Gonzalez (Football Stats)
Phone: (602) 803-0521
e-mail: sgonzalez@ia.ua.edu

Assistant Director of Athletics Communications:

Jen Smith
Phone: (205) 470-8197
e-mail: jesmith@ia.ua.edu

Assistant Athletics Director, Athletics Communications:

Aaron Jordan (Logistics/Credentials)
Phone: (205) 913-1979
e-mail: ajordan@ia.ua.edu

Assistant Director of Athletics Communications:

Anna Grace Nobles
Phone: (601) 441-4289
e-mail: anobles@ia.ua.edu

Assistant Director of Athletics Communications:

Stephanie Withey
Phone: (864) 380-3852
e-mail: swithey@ia.ua.edu

Director of Athletics Communications:

Alex Thompson (Football Players/Notes)
Phone: (440) 666-7615
e-mail: athompson@ia.ua.edu

Assistant Director of Athletics Communications:

Nathan Sheehan
Phone: (847) 846-9894
e-mail: nsheehan@ia.ua.edu

Athletics Communications Intern:

Matthew Steinberg
Phone: (443) 832-8654
e-mail: msteinberg@ia.ua.edu

2023 PERMANENT CAPTAINS: The Crimson Tide selected the 2023 permanent team captains at Alabama's annual postseason banquet on Dec. 3. The group consisted of Jalen Milroe, Malachi Moore and Dallas Turner.

ALABAMA'S ALL-AMERICANS: Alabama had six total players earn All-America honors from one of the five major outlets (AFCA, Associated Press, FWAA, The Sporting News, Walter Camp). Terrion Arnold (AP), Kool-Aid McKinstry (AP, TSN) and Dallas Turner (AFCA, AP, FWAA, TSN) all earned first-team honors with Turner representing the Crimson Tide as a consensus first team All-American. The second-teamers included Arnold (AFCA, TSN), Caleb Downs (AP, TSN), JC Latham (AP, FWAA, TSN, WC), McKinstry (AFCA, WC), Will Reichard (TSN) and Turner (WC). Reichard was also selected as a third team honoree by the AP.

ALABAMA'S CONSENSUS ALL-AMERICANS: Linebacker Dallas Turner was named a first team All-American by four of the five major outlets at the conclusion of the 2023 regular season to earn consensus All-America status. Turner became the 80th consensus All-American in Alabama history and represented the 86th consensus honor for the Crimson Tide. The 86 honors are the sixth-most in NCAA history with the all-time leader being Notre Dame at 110. A total of 41 of the program's 80 players and 46 of the 86 total consensus All-America honors have come under head coach Nick Saban. The 41 players under Saban alone would tie for the 17th most by any program in NCAA history.

ALABAMA WINS 30th SEC CHAMPIONSHIP: Alabama captured its league-high 30th Southeastern Conference crown with a 27-24 win over then-No. 1/1/1 Georgia in the 2023 SEC Championship Game on Dec. 2. The Crimson Tide has won eight of the last 12 league crowns (2012, 2014, 2015, 2016, 2018, 2020, 2021, 2023) and is unbeaten in its last nine SEC Championship Game appearances (2009, 2012, 2014, 2015, 2016, 2018, 2020, 2021, 2023).

PERFECT IN CONFERENCE PLAY ONCE AGAIN: Alabama finished the 2023 regular season at a perfect 8-0 in Southeastern Conference play to mark the sixth perfect conference finish under head coach Nick Saban. The Crimson Tide also went 8-0 in 2008, 2009, 2016 and 2018 and finished 2020 at 10-0 against league foes.

THE 12-WIN CLUB: With its 27-24 win over then-No. 1/1/1 Georgia in the 2023 Southeastern Conference Championship Game on Dec. 2, Alabama reached the 12-win mark for the 12th time in the last 16 seasons under head coach Nick Saban. The Crimson Tide reached the 12-win plateau in 2008 (12), 2009 (14), 2011 (12), 2012 (13), 2014 (12), 2015 (14), 2016 (14), 2017 (13), 2018 (14), 2020 (13), 2021 (13) and 2023. Across those 12 seasons with 12-or-more wins, Alabama has won nine SEC titles and six national championships, including three College Football Playoff national titles in 2015, 2017 and 2020.

TIDE REACHES 11 WINS FOR THE 27TH TIME: With the 27-24 win at Auburn on Nov. 25 to close out the 2023 regular season, Alabama secured its 11th victory of the year, marking the 27th time in program history that the Tide has achieved the feat. Under head coach Nick Saban, Alabama has had 15 11-win seasons (2008-09, 2011-23). It is the 13th straight season with at least 11 wins, which is the longest streak of its kind in SEC history. The SEC has had three streaks of three seasons with at least 11 victories, including Alabama from 1973-75, LSU from 2005-07 and South Carolina from 2011-13.

ALABAMA EXTENDS NCAA RECORD FOR 10-WIN SEASONS: The 66-10 win over Chattanooga on Nov. 18 was Alabama's 10th of the 2023 campaign. The victory over the Mocs secured the Tide's 16th consecutive 10-win season, adding to Alabama's NCAA record for the most 10-win seasons in a row. The previous record was 14 straight 10-win campaigns by Florida State and head coach Bobby Bowden from 1987-2000. In the 15 previous 10-plus win seasons, the Crimson Tide finished with a 12-2 record in 2008 and 2014; 14-0 in 2009; 10-3 in 2010; 12-1 in 2011; 13-1 in 2012 and 2017; 11-2 in 2013, 2019 and 2022; 14-1 in 2015, 2016 and 2018; and 13-0 in 2020.

PRONUNCIATION GUIDE

#73 OLAUS ALINEN	OH-louse AH-lee-nin
#3 TERRION Arnold	terry-ON
#30 JIIHAAD Campbell	JUH-haad
#81 CJ DIPPRE	dih-PREE
#92 Justin EBOIGBE	ee-BOYG-bee
#94 EDRIC Hill	ED-rick
#25 JAHILIL Hurley	jah-LIL
#19 Keanu KOHT	COOT
#93 JAH-MARIEN Latham	juh-MARE-ee-en
#12 Dylan LONERGAN	LAWN-er-ginn
#84 Amari NIBLACK	NYE-black
#91 JAHEIM Oatis	jah-HEEM
#45 Robbie OUZTS	OOTS
#42 YHONZAE Pierre	yawn-ZAY
#16 Will REICHARD	RYE-curd
#90 Jordan RENAUD	reh-NOD
#49 QUA RUSSAW	KWAY ROO-saw

ALABAMA FOOTBALL

QUICK FACTS

Location	Tuscaloosa, Ala.
Enrollment	39,623
Founded	April 12, 1831
Conference	Southeastern (West)
Colors	Crimson and White
Nickname	Crimson Tide
President	Dr. Stuart Bell
Director of Athletics	Greg Byrne
Faculty Athletics Representative	Dr. James King

FOOTBALL HISTORY

First Season	1892
All-Time Record	965-336-43 (.734)
All-Time SEC Record	446-173-20 (.714)
National Championships	18
SEC Championships	30
First Team All-Americans	147 players, 187 times
First Team All-Conference	286 players, 382 times
Bowl Appearances/Postseason Games	71/77
Bowl Victories	42

COACHING STAFF

Head Coach	Nick Saban
Alma Mater	Kent State, 1973
Collegiate Career Record (Years)	297-70-1 (28th)
Alabama Record (Years)	206-28 (17th)
Offensive Coordinator	Tommy Rees
Alma Mater	Notre Dame, 2013
Defensive Coordinator	Kevin Steele
Alma Mater	Tennessee, 1981

TEAM INFORMATION

2022 Overall Record	11-2
2022 SEC Record/Finish	6-2/T-First (West)
2022 Bowl	Sugar Bowl
Bowl Result	Alabama 45, Kansas State 20
Final Ranking	No. 5 Associated Press No. 5 USA TODAY Coaches

2023 SOUTHEASTERN CONFERENCE STANDINGS

EASTERN DIVISION

School	Overall	SEC
%Georgia	12-1	8-0
Missouri	10-2	6-2
Tennessee	8-4	4-4
Kentucky	7-5	3-5
Florida	5-7	3-5
South Carolina	5-7	3-5
Vanderbilt	2-10	0-8

WESTERN DIVISION

School	Overall	SEC
#%Alabama	12-1	8-0
Ole Miss	10-2	6-2
LSU	9-3	6-2
Texas A&M	7-5	4-4
Auburn	6-6	3-5
Mississippi State	5-7	1-7
Arkansas	4-8	1-7

% - SEC Divisional Champion | # - SEC Champion



POSTSEASON HONORS

Terrior Arnold

- First Team All-American (Associated Press)
- Second Team All-American (AFCA)
- Second Team All-American (The Sporting News)
- Second Team All-American (CBS Sports)
- Second Team All-American (Pro Football Focus)

James Burnip

- First Team All-American (Pro Football Focus)
- Ray Guy Award (Semifinalist)

Caleb Downs

- First Team All-American (Pro Football Focus)
- Second Team All-American (Associated Press)
- Second Team All-American (The Sporting News)
- Second Team All-American (USA Today)
- SEC Freshman of the Year (Coaches)
- SEC Newcomer of the Year (Associated Press)
- Shaun Alexander Freshman of the Year (Finalist)

Justin Eboigbe

- Associated Press/CSC Comeback Player of the Year (Semifinalist)

JC Latham

- Second Team All-American (Associated Press)
- Second Team All-American (FWAA)
- Second Team All-American (The Sporting News)
- Second Team All-American (Walter Camp)
- Second Team All-American (CBS Sports)
- Second Team All-American (Pro Football Focus)
- Second Team All-American (Sports Illustrated)
- Second Team All-American (USA Today)

Deontae Lawson

- Butkus Award (Semifinalist)

Kool-Aid McKinstry

- First Team All-American (Associated Press)
- First Team All-American (The Sporting News)
- First Team All-American (CBS Sports)
- First Team All-American (Pro Football Focus)
- First Team All-American (Sports Illustrated)
- First Team All-American (USA Today)
- Second Team All-American (AFCA)
- Second Team All-American (Walter Camp)
- Second Team All-American (The Athletic)
- Lott IMPACT Trophy (Semifinalist)
- Thorpe Award (Semifinalist)

Jalen Milroe

- Earl Campbell Tyler Rose Award (Finalist)
- Manning Award (Finalist)
- Davey O'Brien Award (Semifinalist)
- Maxwell Award (Semifinalist)

Will Reichard

- Second Team All-American (The Sporting News)
- Second Team All-American (CBS Sports)
- Third Team All-American (Associated Press)
- SEC Special Teams Player of the Year (Coaches)
- Groza Award (Finalist)

Dallas Turner

- Consensus All-American (AFCA, Associated Press, FWAA, The Sporting News)
- First Team All-American (AFCA)
- First Team All-American (Associated Press)
- First Team All-American (FWAA)
- First Team All-American (The Sporting News)
- First Team All-American (CBS Sports)
- First Team All-American (The Athletic)
- First Team All-American (USA Today)
- Second Team All-American (Walter Camp)
- Second Team All-American (Sports Illustrated)
- SEC Defensive Player of the Year (Coaches)
- Bednarik Award (Finalist)
- Lott IMPACT Trophy (Finalist)
- Lombardi Award (Semifinalist)

Tommy Rees

- Broyles Award (Semifinalist)

Nick Saban

- Bryant Award Coach of the Year (Finalist)
- Dodd Trophy (Finalist)
- Eddie Robinson Coach of the Year (Finalist)
- George Munger Coach of the Year (Semifinalist)

SEC WESTERN DIVISION TITLE: Alabama's 49-21 win at Kentucky on Nov. 11 clinched the program's 18th SEC Western Division title (15th outright). The Crimson Tide represented the Western Division against SEC Eastern Division champion Georgia in the SEC Championship Game at Mercedes-Benz Stadium in Atlanta on Dec. 2, downing the Bulldogs by a score of 27-24. The appearance in ATL marked Alabama's 15th in the SEC Championship with the Crimson Tide holding a record of 11-4 across that stretch, including a 9-1 record in the SEC Championship game under head coach Nick Saban.

ALABAMA IN THE ROSE BOWL: Alabama has been a part of seven total Rose Bowl matchups, holding a 5-1-1 mark in those games. The Crimson Tide has played six of those contests in Pasadena with the seventh occurring in Arlington, Texas, at AT&T Stadium on Jan. 1, 2021 as part of the College Football Playoff Semifinal. Texas played host to the Rose Bowl in 2021 due to a global pandemic.

Alabama in the Rose Bowl (Alabama leads, 5-1-1)

Date	Result	Opponent	Score
Jan. 1, 1926	W	Washington	20-19
Jan. 1, 1927	T	Stanford	7-7
Jan. 1, 1931	W	Washington State	24-0
Jan. 1, 1935	W	Stanford	29-13
Jan. 1, 1938	L	California	0-13
Jan. 1, 1946	W	USC	34-14
Jan. 1, 2021*	W	Notre Dame	31-14

* - Rose Bowl was played in Arlington, Texas, due to a global pandemic

GOING BACK TO CALI: The Crimson Tide's appearance in the Rose Bowl on Jan. 1, 2024, will be the program's 12th game played in the state of California. Alabama holds an 8-2-1 (.773) record in The Golden State, including a 1-1 mark under head coach Nick Saban. The Tide first downed then-No. 2 Texas, 37-21, in the BCS National Championship Game on Jan. 7, 2010, before falling to then-No. 2 Clemson, 16-44, on Jan. 7, 2019, in the College Football Playoff National Championship. The matchup with the Longhorns was in Pasadena while the pairing with the Tigers occurred in Santa Clara.

NEUTRAL SITES: Alabama is 99-51-4 (.656) all-time in 154 neutral site contests. The list includes all Alabama-Auburn games not played on campus, including Legion Field from 1948-88. Under head coach Nick Saban, the Crimson Tide is 31-7 (.816) in neutral site games.

ALABAMA vs. THE BIG TEN: The Crimson Tide is 28-13 (.683) all-time against the current member teams of the Big Ten Conference, including a 3-2 mark against Michigan. Alabama owns a winning record against eight of the 10 total Big Ten teams that the Tide has matched up with, with a 1-1 record against Wisconsin and an 0-1 mark against Minnesota. The Tide's most frequent opponent is Penn State, with UA owning a 10-5 (.667) advantage in 15 contests with the Nittany Lions. Alabama has never faced Indiana, Iowa, Northwestern or Purdue in its history.

THE TIDE'S WINNING WAYS: Alabama enters the postseason as one of four teams in the country with at least six wins against opponents that hold a winning record and one of five programs with eight wins against bowl eligible opponents. The Crimson Tide is also one of two teams with four wins against the final regular season Associated Press Top 25 and College Football Playoff Rankings.

COACHING ASSIGNMENTS

Tommy Rees - Offensive Coordinator/Quarterbacks	Box
Kevin Steele - Defensive Coordinator	Box
Robert Bala - Inside Linebackers	Box
Joe Cox - Tight Ends	Box
Robert Gillespie - Running Backs	Field
Coleman Hutzler - Special Teams Coordinator/Outside Linebackers	Field
Freddie Roach - Defensive Line	Field
Travaris Robinson - Secondary	Field
Holmon Wiggins - Assistant Head Coach of Offense/Wide Receivers	Field
Eric Wolford - Offensive Line	Field

ALABAMA vs. No. 1: Alabama owns the NCAA record for the most wins all-time against the Associated Press Poll's No. 1 team since the poll was introduced in 1936. The Crimson Tide has compiled 11 wins against the AP's top-ranked team in program history, most recently against then-No. 1 Georgia in the 2023 Southeastern Conference Championship Game. Eight of those 11 wins have come during the Nick Saban era with the first being Alabama's victory over defending national champion Florida in the 2009 SEC Championship Game to send the Crimson Tide to the BCS National Championship Game against Texas. Three of the next four occurred in national title games, including LSU (2011), Notre Dame (2012) and Clemson (2015). The sixth win during the Saban era came when UA defeated top-ranked Mississippi State at Bryant-Denny Stadium on Nov. 15, 2014.

Most Wins All-Time vs. AP No. 1 (since 1936)

1. ALABAMA	11
2. Miami (Fla.) Notre Dame	9
4. Oklahoma Purdue USC	7
7. Auburn Ohio State Texas	5
10. Arkansas Penn State UCLA Wisconsin	4

AGAINST THE TOP 10: Alabama owns an 85-79-1 (.518) all-time record against teams ranked in the top-10 of the Associated Press Poll. Since the start of the 2008 season, the Crimson Tide has posted a 36-13 (.735) overall record against top-10 teams, including a 21-7 (.750) mark versus the top 10 since the inception of the College Football Playoff. In Saban's six national championship seasons at Alabama, his teams have gone 18-2 (.900) against top-10 opponents.

BEATING THE BEST: The Crimson Tide is 80-21 (.792) against the Associated Press Top 25 since the start of 2008. That record includes a 4-1 record in 2023 with wins against then-No. 15 Ole Miss on Sept. 23, then-No. 17 Tennessee on Oct. 21, then-No. 13 LSU on Nov. 4 and most recently against then-No. 1 Georgia in the SEC Championship Game on Dec. 2.

SABAN LEADS IN WINS vs. TOP-FIVE TEAMS: Alabama's 27-24 win over then-No. 1 Georgia in the 2023 SEC Championship Game on Dec. 2 was Nick Saban's 30th career victory against a team ranked in the top five of the Associated Press Top 25 Poll, the most in college football history. Saban's 30-15 career record in top-five contests gives him a .667 winning percentage, which is also college football's best. Following Saban on the all-time victory list are Bobby Bowden (18/.378 winning percentage), Barry Switzer (15/.516), Woody Hayes (15/.516), Steve Spurrier (15/.429) and Lou Holtz (15/.419).

SABAN vs. AP TOP 25 OPPOSITION: The Crimson Tide's 27-24 win over then-No. 1 Georgia in the SEC Championship Game on Dec. 2 was Nick Saban's 104th career win, and 82nd at Alabama, against the Associated Press Top 25. Saban moved past Joe Paterno (86) for the most career wins against the AP Top 25 when he defeated then-No. 22 Auburn on Nov. 28, 2020. The late Florida State legend Bobby Bowden ranks third all-time (82), while Alabama's Paul "Bear" Bryant is fourth (66). Former Duke, Florida and South Carolina coach Steve Spurrier is fifth (64). Saban's winning percentage against AP ranked teams (104-47, .689) tops Bryant (.592), Bowden (.557), Spurrier (.529) and Paterno (.512).

Most Wins vs. Opponents Ranked in the Associated Press Top 25

Coach	Wins (Pct.)
NICK SABAN	104 (.689)
Joe Paterno	86 (.512)
Bobby Bowden	82 (.557)
Paul "Bear" Bryant	66 (.592)
Steve Spurrier	64 (.529)

DOMINATING THE AP TOP 25: Alabama's 45-20 win over then-No. 11 Kansas State in the Allstate Sugar Bowl to close out the 2022 campaign was head coach Nick Saban's 23rd career win by 25-plus points against a ranked opponent. Saban is the all-time leader for the most wins by 25-plus points in the Associated Press Poll Era (since 1936), sitting just ahead of Bobby Bowden's previous record of 20. Saban is also the NCAA record holder with 25 career wins of 20-plus points against AP top-15 opponents, including the win over the Wildcats. A total of 22 of Saban's career 20-plus point wins against AP top-15 opponents have come while at UA.

ALABAMA IN THE CFP POLL

The College Football Playoff was introduced during the 2014 season with the first ever rankings being released on Oct. 28, 2014. The selection committee members meet weekly on Mondays and Tuesdays to produce rankings. The committee's rankings are announced on ESPN each Tuesday evening for the final six weeks of the season. Alabama holds the record for the most games played (13) and wins (9) in the history of the CFP. The Crimson Tide is also the only team to have appeared in eight of the 10 College Football Playoffs. Alabama has gone 6-1 in CFP Semifinal matchups and owns a 3-3 mark in CFP National Championship Games, claiming titles in 2015, 2017 and 2020.

COLLEGE FOOTBALL PLAYOFF TOP 25 (DEC. 3)

Rank	Team	Record	Previous Rank
1	MICHIGAN	13-0	2
2	Washington	13-0	3
3	TEXAS	12-1	7
4	ALABAMA	12-1	8
5	Florida State	13-0	4
6	GEORGIA	12-1	1
7	Ohio State	11-1	6
8	Oregon	11-2	5
9	Missouri	10-2	9
10	Penn State	10-2	10
11	OLE MISS	10-2	11
12	Oklahoma	10-2	12
13	LSU	9-3	13
14	Arizona	9-3	15
15	Louisville	10-3	14
16	Notre Dame	9-3	17
17	Iowa	10-3	16
18	NC State	9-3	19
19	Oregon State	8-4	20
20	Oklahoma State	9-4	18
21	TENNESSEE	8-4	21
22	Clemson	8-4	23
23	Liberty	13-0	24
24	SMU	11-2	-
25	Kansas State	8-4	25

2023 Opponents in **BOLD**

SABAN AMONG THE BEST

TOP WINNING PERCENTAGE (DIVISION I) BY ACTIVE COACHES (10+ YEARS)

NICK SABAN	ALABAMA (28th)	297-70-1	.808
Dabo Swinney	Clemson (16th)	169-43	.797
Brian Kelly	LSU (20th)	185-69	.728
Jim Harbaugh	Michigan (13th)	113-46	.711
James Franklin	Penn State (13th)	112-53	.679

* - entering Bowl Season

ALABAMA IN THE AP RANKINGS

Alabama has been ranked in 872 of the 1,232 Associated Press college football polls since 1936, according to the AP Poll Archive. The Crimson Tide owns a 541-137-8 (.795) all-time record in games when ranked in the Associated Press college football poll, including a 182-25 (.879) mark under head coach Nick Saban. Alabama is also ranked in the AP Poll for the 260th consecutive week, topping its previous streak of 105 consecutive polls from 1991-97 under head coach Gene Stallings. The 260 consecutive weeks is the second-longest stretch by any program in the poll's history, trailing only Nebraska's all-time mark of 348 consecutive weeks. Alabama has started nine seasons at No. 1 (2022, 2021, 2018, 2017, 2016, 2013, 2010, 1978, 1966).

ASSOCIATED PRESS TOP 25 (WEEK 15)

Rank	Team (FPV)	Record	Points	Previous Rank
1	MICHIGAN (51)	13-0	1,539	2
2	Washington (11)	13-0	1,499	3
3	TEXAS	12-1	1,375	7
4	Florida State	13-0	1,358	4
5	ALABAMA	12-1	1,329	8
6	GEORGIA	12-1	1,256	1
7	Ohio State	11-1	1,185	6
8	Oregon	11-2	1,119	5
9	Missouri	10-2	1,014	9
10	Penn State	10-2	960	10
11	OLE MISS	10-2	944	11
12	Oklahoma	10-2	867	12
13	LSU	9-3	823	13
14	Arizona	9-3	740	14
15	Notre Dame	9-3	634	16
16	Louisville	10-3	584	15
17	SMU	11-2	432	25
18	Liberty	13-0	424	20
19	NC State	9-3	377	21
20	Iowa	10-3	356	18
21	Oregon State	8-4	309	21
22	Oklahoma State	9-4	256	19
23	Tulane	11-2	201	17
24	James Madison	11-1	177	24
25	TENNESSEE	8-4	98	-

Others receiving votes: Clemson 87, Troy 65, Utah 39, Kansas State 38, Miami (Ohio) 31, Toledo 22, Kansas 8, **KENTUCKY 4**.

2023 Opponents in **BOLD**

50-PLUS vs. RANKED OPPONENTS: Under head coach Nick Saban, Alabama has posted 50-plus points against Associated Press Top 25 teams on seven occasions. The most recent instance came on Jan. 11, 2021 at the College Football Playoff National Championship Game when the Crimson Tide defeated then-No. 3/3 Ohio State, 52-24. Below is a look at Saban's 50-plus point games vs. ranked teams.

Most Points by UA vs. Ranked Opponents Under Saban

Rank	Opponent	Date	Score (Points)
1.	#21 Texas A&M	Oct. 18, 2014	59-0 (59)
2.	#15 Auburn	Nov. 29, 2014	55-44 (55)
3.	#15 Florida	Dec. 3, 2016	54-16 (54)
4.	#3 Ohio State	Jan. 11, 2021	52-24 (52)
	#11 Florida	Dec. 19, 2020	52-46 (52)
	#13 Texas A&M	Oct. 3, 2020	52-24 (52)
	#20 USC	Sept. 3, 2016	52-6 (52)

ALABAMA IN THE AP POLL: Alabama's No. 5 ranking in the Week 15 release of the Associated Press Poll marked the 260th consecutive week that the Crimson Tide has appeared in the poll. That streak is the longest active streak in college football. The 260 weeks more than doubles second-place Georgia with the Bulldogs appearing in the poll for 113 consecutive weeks. Alabama's 260 straight weeks tops the Crimson Tide's previous program-long streak of 105 consecutive weeks under head coach Gene Stallings in the mid-1990s.

ALABAMA IN THE AP SINCE 2008: Alabama began the 2008 season at No. 24 in the Associated Press Preseason Poll. The Crimson Tide opened the year with a dominant 34-10 win over then-No. 9 Clemson in Atlanta, and since that win over the Tigers, UA has not been ranked lower than No. 17 in 259 polls that have followed. According to the College Poll Archive, the Tide is the only team to be represented on all 260 editions of the poll from the start of the 2008 season to the current week. The next closest team is Ohio State with 245 appearances followed by Oklahoma at 236. Alabama has spent 95.0 percent of the 15-plus years ranked in the top 10. A whopping 81.9 percent of that time Alabama has been ranked in the top five. The Crimson Tide has also been ranked No. 1 a total of 109 times since 2008. Only 13 other teams have earned the No. 1 ranking over that time, with the second-most appearances coming from Georgia at 37 and Clemson in third at 23.

58 OF 60: With the Dec. 3 release of the College Football Playoff Rankings that had the Crimson Tide as the No. 4 team, Alabama has appeared in the top-10 for 58 of the 60 total weeks since its existence. The Crimson Tide has the most appearances in the top-10 of any team in the country with Ohio State ranking second at 57 appearances. The Tide has also made 39 total appearances in the top-four of the 60-week all-time selection committee rankings. Of those 39 top-four appearances, UA has been No. 1 a total of 24 times. Only seven other teams have been ranked No. 1, with the Tide nearly doubling the 15 appearances at No. 1 by second-place Georgia. Clemson is third with eight appearances atop the poll, while Ohio State ranks fourth with five. LSU and Mississippi State are tied for fifth with three appearances apiece at No. 1, while Michigan (2023) and Tennessee (2022) are the only other teams to appear atop the CFP rankings in their history with one week.

ALABAMA HAS THE MOST WINS SINCE 2008: Dating back to the start of the 2008 season, Alabama has won 199 games, which is the most in the Football Bowl Subdivision. That total is 21 more than second-place Ohio State, who has totaled 178 wins over that stretch.

Total Wins (since 2008)

Team	Wins	2008+09+10+11+12+13+14+15+16+17+18+19+20+21+22+23
1. ALABAMA	199	12+14+10+12+13+11+12+14+14+13+14+11+13+13+11+12
2. Ohio State	178	10+11+12+6+12+12+14+12+11+12+13+13+7+11+11+11
3. Georgia	177	11+10+8+6+10+12+8+10+10+8+13+11+12+8+14+15+12
4. Clemson	172	7+9+6+10+11+11+10+14+14+12+15+14+10+10+11+8
5. Oklahoma	165	12+8+12+10+10+11+8+11+11+12+12+12+9+11+6+10
6. Boise State	163	12+14+12+12+11+8+12+9+10+11+10+12+5+7+10+8

* - entering Bowl Season

2023 ALL-SEC TEAMS

COACHES

First Team (8)

Terrion Arnold (DB)
Caleb Downs (DB)
Justin Eboigbe (DL)
Kneeland Hibbett (LS)
JC Latham (OL)
Kool-Aid McKinstry (DB)
Will Reichard (PK)
Dallas Turner (LB)

Second Team (3)

Tyler Booker (OL)
James Burnip (P)
Will Reichard (KOS)

Freshman (2)

Caleb Downs (DB)
Kadyn Proctor (OL)

Honors (3)

Dallas Turner
Defensive POTY
Will Reichard
Special Teams POTY
Caleb Downs
Freshman of the Year

ASSOCIATED PRESS

First Team (5)

Tyler Booker (OG)
JC Latham (OT)
Kool-Aid McKinstry (CB)
Will Reichard (PK)
Dallas Turner (LB)

Second Team (6)

Terrion Arnold (CB)
Chris Braswell (LB)
Caleb Downs (S)
Justin Eboigbe (DT)
Jalen Milroe (QB)

Honors (1)

Caleb Downs
Newcomer of the Year

ALWAYS IN THE HUNT: Since the 2008 season, Alabama has played in 184 of 190 regular season games that have had national championship implications. The final three games of the 2010 campaign and the final three weeks of the 2022 schedule marked the only six regular season contests without direct national championship implications over the last 15 seasons.

NON-OFFENSIVE TOUCHDOWNS IN THE SABAN ERA: Alabama recorded its 93rd non-offensive touchdown of the Nick Saban era and third this season with Caleb Downs' 85-yard punt return against Chattanooga on Nov. 18. Downs' punt return joined Jihaad Campbell's 24-yard fumble return against then-No. 17/15 Tennessee on Oct. 21 and Chris Braswell's 28-yard pick-six at Mississippi State on Sept. 30. Since Saban's arrival in 2007, no team in college football has totaled more non-offensive scores than the Crimson Tide. During Saban's tenure, Alabama recorded a single-season record 15 in 2016, which led the Football Bowl Subdivision and was the most in a season by any FBS team in the last 20 years. The Tide also scored a non-offensive touchdown in 10 straight games dating from to the CFP Semifinal against Michigan State on Dec. 31, 2015 to the Texas A&M game on Oct. 22, 2016 for 14 non-offensive scores in that span – four interceptions, four punt returns, five fumble recoveries and a kickoff return.

Non-Offensive TDs in the Saban Era

Season	INT	FR	KOR	PR	BkPR	Totals
2023	1	1	—	1	—	3
2022	1	1	—	1	1	4
2021	2	—	2	—	2	6
2020	3	1	—	1	—	5
2019	2	1	1	1	2	7
2018	4	1	1	1	—	7
2017	2	—	—	—	—	2
2016	6	5	—	3	1	15
2015	4	—	1	4	1	10
2014	—	1	—	—	—	1
2013	3	—	1	2	1	7
2012	1	1	1	—	—	3
2011	3	—	—	1	1	5
2010	2	—	1	—	1	4
2009	2	1	—	1	—	4
2008	4	1	—	4	—	9
2007	—	—	—	1	—	1
TOTALS	40	14	8	21	10	93

OFFENSIVE NOTES

FIRST-YEAR STARTERS UNDER SABAN: With the exit of two-year starter and 2021 Heisman Trophy winner Bryce Young, the Crimson Tide was tasked with finding a new starting quarterback in 2023 and Jalen Milroe answered the call. Under head coach Nick Saban, a total of nine quarterbacks have maintained their starting role for 10-plus games of a season in which they were named QB1 for the first time. The list of nine includes: Milroe (2023), Bryce Young (2021), Mac Jones (2020), Tua Tagovailoa (2018), Jalen Hurts (2016), Jake Coker (2015), Blake Sims (2014), AJ McCarron (2011) and Greg McElroy (2009). All but McCarron won an SEC Championship in their first season at quarterback while the upperclassmen (redshirt sophomore or above) won four national titles - Jones (redshirt junior), Coker (senior), McCarron (redshirt sophomore) and McElroy (junior).

SECOND CHANCE: Jalen Milroe has responded in a big way the last 10 games since losing his starting job for the USF game. The redshirt sophomore has led Alabama to four top-25 wins, including an SEC Championship victory over top-ranked Georgia, and 10 straight victories overall. Since his return to the lineup, Milroe is averaging 226.9 passing yards per game (2,269 total) while completing 66.7 percent (144-216) of his passes and accounting for 28 total touchdowns (18 passing).

MILROE'S HEATING UP: Quarterback Jalen Milroe has continued to improve as the 2023 campaign has gone on, playing some of his best football the last five games against then-No. 14/13/13 LSU on Nov. 4, at Kentucky a week later, against Chattanooga the following week, at Auburn on Nov. 25 and most recently against then-No. 1/1/1 Georgia. In the last five games, Milroe is 72-of-108 (66.7 percent) passing for 1,101 yards and 10 scores through the air while adding 63 rushes for 326 yards and seven touchdowns. Against LSU, Milroe set the Alabama single-game record for rushing touchdowns by a quarterback with four, a total that tied for the second-most rushing scores in a game in program history. He followed that up by accounting for six total touchdowns at Kentucky to become the only quarterback in Crimson Tide history to throw for three and rush for three in a single game.

MILROE vs. THE BEST: Jalen Milroe has been at his best in the later part of the season, helping the Crimson Tide to four wins over Associated Press Top 25 teams including then-No. 15 Ole Miss, then-No. 17 Tennessee, then-No. 13 LSU and then-No. 1 Georgia. In those four contests, Milroe has completed 67.1 percent (59-88) of his passes for 856 yards while accounting for nine total touchdowns (five passing, four rushing). He has accumulated 1,071 total yards in those matchups.

ALABAMA IN THE COACHES POLL

The Crimson Tide has enjoyed much success in the coaches' rankings over the past half century. The United Press International debuted the coaches poll in 1950 and ran the poll through the 1990 season. USA TODAY has administered the poll for the past 33 seasons (1991-present) with U.S. LBM coming on the title sponsor of the poll at the start of the 2023 season. Alabama was ranked No. 1 in the 2010 preseason coaches poll after starting out the 2009 preseason poll at No. 5. Alabama remained in the top five the entire season, reaching No. 1 after defeating Florida in the SEC Championship and holding the position to claim the national championship after defeating Texas in Pasadena. The Tide then claimed the No. 1 spot to close out the 2011, 2012, 2015, 2017 and 2020 seasons. The Tide has compiled four UPI (1961, 1964, 1973 and 1979) and seven USA TODAY (1992, 2009, 2011, 2012, 2015, 2017 and 2020) coaches poll national titles.

USA TODAY COACHES TOP 25 (WEEK 15)

Rank	Team (FPV)	Record	Points	Previous Rank
1	MICHIGAN (51)	13-0	1,535	2
2	Washington (8)	13-0	1,482	3
3	Florida State	13-0	1,358	4
4	TEXAS	12-1	1,351	7
	ALABAMA (3)	12-1		8
6	GEORGIA	12-1	1,275	1
7	Ohio State	11-1	1,187	6
8	Oregon	11-2	1,092	5
9	Missouri	10-2	1,023	9
10	Penn State	10-2	952	10
11	OLE MISS	10-2	932	11
12	Oklahoma	10-2	898	12
13	LSU	9-3	796	13
14	Arizona	9-3	707	15
15	Louisville	10-3	642	14
16	Notre Dame	9-3	633	16
17	Iowa	10-3	426	17
18	NC State	9-3	423	20
19	SMU	11-2	375	24
20	Liberty	13-0	315	22
21	Oklahoma State	9-4	299	19
22	Oregon State	8-4	295	21
23	TENNESSEE	8-4	226	23
24	Tulane	11-2	139	18
25	James Madison	11-1	114	25

Others receiving votes: Clemson 107, Troy 66, Kansas State 64, Utah 36, Kansas 17, West Virginia 8, Miami (Ohio) 8, Toledo 7, Boise State 7, San Jose State 3, New Mexico State 1.

2023 Opponents in **BOLD**

COLLEGE PRESS BOX

collegepressbox is the official media website for Division I football. Access and download game notes, quotes, statistics, media guides, headshots, logos and more for all FBS schools, conferences, post-season games, awards and the College Football Playoff. For access, please register for an account at collegepressbox.com/register.



2023 UA COACHES' PLAYERS OF THE WEEK

The Alabama coaching staff recognizes players of the week after each game. Below is a game-by-game look at the winners.

MIDDLE TENNESSEE (ANNOUNCED SEPT. 3)

Offense Isaiah Bond, Tyler Booker, Jalen Milroe
 Defense Chris Braswell, Caleb Downs, Deontae Lawson
 Specialists James Burnip, Kendrick Law, Kool-Aid McKinstry

TEXAS (ANNOUNCED SEPT. 10)

Offense Kobe Prentice
 Defense Deontae Lawson, Malachi Moore
 Specialists James Burnip, Kendrick Law, Will Reichard

USF (ANNOUNCED SEPT. 17)

Offense Jase McClellan, Roydell Williams
 Defense Chris Braswell, Deontae Lawson, Malachi Moore, Dallas Turner
 Specialists James Burnip, Will Reichard

OLE MISS (ANNOUNCED SEPT. 24)

Offense Tyler Booker, Jase McClellan, Jalen Milroe, Robbie Ouzts
 Defense Jihaad Campbell, Kool-Aid McKinstry, Dallas Turner
 Specialists Ja'Corey Brooks, James Burnip

MISSISSIPPI STATE (ANNOUNCED OCT. 1)

Offense JC Latham, Jase McClellan, Amari Niblack
 Defense Caleb Downs, Justin Eboigbe, Trezmen Marshall
 Specialists Kendrick Law, Will Reichard

TEXAS A&M (ANNOUNCED OCT. 8)

Offense Isaiah Bond, Jermaine Burton, Jalen Milroe
 Defense Chris Braswell, Justin Eboigbe, Tim Keenan III
 Specialists Chris Braswell, Will Reichard

ARKANSAS (ANNOUNCED OCT. 15)

Offense JC Latham, Amari Niblack, Kobe Prentice
 Defense Justin Eboigbe
 Specialists James Burnip, Quandarrius Robinson

TENNESSEE (ANNOUNCED OCT. 22)

Offense Jase McClellan, Jaeden Roberts
 Defense Chris Braswell, Jihaad Campbell, Justin Eboigbe, Deontae Lawson
 Specialists Jam Miller, Will Reichard

LSU (ANNOUNCED NOV. 5)

Offense Tyler Booker, JC Latham, Seth McLaughlin, Jalen Milroe, Kady Proctor, Jaeden Roberts
 Defense Dallas Turner
 Specialists Bray Hubbard, Kendrick Law

KENTUCKY (ANNOUNCED NOV. 12)

Offense Malik Benson, Isaiah Bond, Jalen Hale, Kendrick Law, Kobe Prentice
 Defense Chris Braswell, Jihaad Campbell, Jaheim Oatis
 Specialists James Burnip, Jam Miller

CHATTANOOGA (ANNOUNCED NOV. 19)

Offense Malik Benson, Robbie Ouzts
 Defense Jihaad Campbell, Caleb Downs, Trezmen Marshall, Dallas Turner
 Specialists Caleb Downs, Will Reichard

AUBURN (ANNOUNCED NOV. 26)

Offense Isaiah Bond, Jalen Milroe, Kady Proctor, Roydell Williams
 Defense Terrion Arnold, Chris Braswell, Deontae Lawson, Dallas Turner
 Specialists Jihaad Campbell, Quandarrius Robinson

THROWING THE BOMB: In 12 starts this season, Jalen Milroe has completed 171-of-261 passes for 2,718 yards. Entering the bowls, Milroe is second in the SEC and ranks fifth nationally with a 15.89 yards per completion mark while averaging 10.41 yards per pass attempt, good for second in both the conference and Division I. Overall, the redshirt sophomore owns a 177.5 passing efficiency mark that is second among the league's signal-callers and ranks him fourth in Division I.

HOME RUN HITTER: Jalen Milroe enters the matchup against top-ranked Michigan with 23 passing touchdowns on the season. All but three of those scores have been from at least 15 yards out with eight scores from 40-plus yards, including a season-long 79-yarder against Arkansas on Oct. 14.

Milroe's Passing Touchdowns

Opponent	Yardage
Middle Tennessee	47, 48, 29
Texas	49, 39
Ole Miss	33
Mississippi State	-
Texas A&M	52, 15, 19
Arkansas	79, 29
Tennessee	10, 46
LSU	-
Kentucky	26, 40, 26
Chattanooga	5, 7, 20
Auburn	68, 31
Georgia	28, 15
TOTAL	33.1 ypp (761 yards)

MILROE USING HIS LEGS: Jalen Milroe has been a threat with both his arm and his legs this season. The redshirt sophomore quarterback has recorded 35 total touchdowns, including 12 on the ground. Milroe's 12 rushing touchdowns are the second-most by a quarterback in Alabama single-season history, trailing only Jalen Hurts' 13 from the 2016 campaign.

SINGLE-SEASON TDs FROM MILROE: Jalen Milroe has accounted for 35 total touchdowns on the season, including 23 passing and 12 rushing. He is tied for sixth on the Alabama single-season touchdown responsibility list with at least one more game left to play this season. Below is a look at the Crimson Tide's all-time list.

Alabama Single-Season Touchdown Responsibility

Rank	Player	Total	Year
1.	Bryce Young	50 (47 passing, 3 rushing)	2021
2.	Tua Tagovailoa	48 (43 passing, 5 rushing)	2018
3.	Mac Jones	42 (41 passing, 1 rushing)	2020
4.	Bryce Young	36 (32 passing, 4 rushing)	2022
	Jalen Hurts	36 (23 passing, 13 rushing)	2016
6.	JALEN MILROE	35 (23 passing, 12 rushing)	2023
	Tua Tagovailoa	35 (33 passing, 2 rushing)	2019
	Blake Sims	35 (28 passing, 7 rushing)	2014

PFF HIGH ON MILROE: According to Pro Football Focus, Jalen Milroe is ninth among FBS quarterbacks in offensive grade at 90.6 entering bowl season. Milroe also ranks fourth nationally in NCAA passing efficiency (177.5) and fourth in NFL passer rating (120.0). The redshirt sophomore grades out as PFF's second-ranked running quarterback (87.4) and is second nationally in average depth of target (13.9 yards). He also boasts an adjusted completion percentage of 73.7 by PFF.

BIG PLAY BURTON: Jermaine Burton has emerged as a big-play threat for the Crimson Tide this season. The senior leads UA with 777 yards and eight touchdowns on 35 catches. A total of 21 of his receptions have converted a first down while Burton averages 22.2 yards per catch to lead the SEC and rank fourth nationally in that category entering the postseason.

EVERYBODY EATS IN THE PASSING GAME: Alabama quarterbacks have spread the ball around this season with 15 different players recording at least one catch, eight of which have totaled 10-plus receptions. In 11 of the team's 13 contests, the Tide offense has had at least seven different players record a catch with a season-high 10 different players tallying a reception against Ole Miss and at Kentucky.

CONVERTING IN THE RED: Alabama is 47-for-50 (94.0 percent) on scoring opportunities inside the red zone this season to tie for seventh nationally and rank second in the SEC entering the postseason. The Crimson Tide has recorded 35 touchdowns, 25 of which have come on the ground and 10 through the air, with Will Reichard contributing 12 field goals.

MOVING THE CHAINS: The Crimson Tide ranks third in the SEC and 14th nationally in converting third down tries entering the postseason. Alabama is moving the chains at 46.7 percent (79-169) clip through 13 games. For comparison, UA was fifth in the SEC and 25th in Division I in 2022, converting 45.7 percent (74-162) of the time on third down.

SCORING AFTER HALF: Alabama's offense has come out of the halftime break on fire this season. The Crimson Tide has totaled 120 of its 456 points (26.3 percent) in the third quarter of games, its second-highest point total in any quarter in 2023. The offensive output pairs with a Tide defense that has allowed just 51 points in the third quarter, its fewest in any quarter, and only 107 total points in the second half of games.

OFFENSE TRENDING UP: Alabama's offense has continued to improve as the season has gone along, playing its best football in the last six weeks. During the current stretch, the Crimson Tide has racked up 245 points to average 40.8 points per game. That six-week stretch includes top-25 wins over Tennessee, LSU and top-ranked Georgia along with road victories at Kentucky and at Auburn. The first seven games of the 2023 campaign saw the Tide average 30.1 points per game. If the 56-point performance against Middle Tennessee is removed, the offense averaged just 25.8 points per game to start the year.

400+ YARDS OF TOTAL OFFENSE: Alabama has gained 400-plus yards of total offense in 66 of its last 82 games, dating back to the start of the 2018 season. The Crimson Tide has gone over the 400-yard marker six times in 2023, most recently at Auburn (451) on Nov. 25. In the 16 instances where the offense did not go over 400 yards, Alabama is 14-2.

400+ MORE RECENTLY: The Crimson Tide offense has racked up 400-plus yards five times in the last seven games, including a stretch of four consecutive 400-plus performances across the final four weeks of the regular season. Alabama accumulated 507 yards against then-No. 14/13/13 LSU, 444 yards at Kentucky a week later, 574 against Chattanooga and 451 at Auburn on Nov. 25. Over those final four regular season games, the offense averaged 494 yards per contest.

40-OR-MORE SINCE 2018: Alabama has scored 40-or-more points in 52 of the last 82 games. Fifty-two leads the nation for the most total games of 40-plus points since the start of the 2018 season. Ohio State has the second-most instances of scoring 40-or-more points over that stretch at 44, while Oklahoma is third with 39.

Scoring 40-or-More Points (since 2018)

Team	40-or-More Points/Total Games	Percent
1. ALABAMA	52/82	63.4%
2. Ohio State	44/75	58.7%
3. Oklahoma	39/77	50.7%
4. Clemson	37/80	46.3%
5. UCF	31/74	41.9%

* - entering Bowl Season

OPENING DRIVE TOUCHDOWNS: The Crimson Tide has won 54 of its last 55 games when scoring a touchdown on the first offensive possession of the game. The most recent instance came on Nov. 25 at Auburn when Roydell Williams rushed into the end zone from two yards away to open the day's scoring. Alabama's lone loss when scoring a touchdown on the opening drive during that stretch came at Texas A&M on Oct. 9, 2021.

SCORING STREAK CONTINUES: Alabama extended its school record for consecutive games with a score to 309 thanks to Will Reichard's 43-yard field goal in the SEC Championship Game against then-No. 1/1/1 Georgia on Dec. 2. The Tide was last held off the scoreboard in a 9-0 loss to Auburn on Nov. 18, 2000. Alabama owns a 250-59 (.809) record over the course of the current streak.

BALL PROTECTION: In the last 220 games (dating back to the start of the 2008 season), Alabama has turned the ball over only 232 times (124 fumbles, 108 interceptions) for an average of 1.06 turnovers per game. Since 2009, the Tide has turned the ball over only 214 times in 207 games (1.03/game). The 214 turnovers since 2009 includes 88 interceptions in 5,516 attempts (one interception every 62.7 attempts) by UA starting quarterbacks and 32 lost fumbles in 5,435 carries (one fumble lost every 169.8 carries) by the Tide's top two running backs.

DEFENSIVE NOTES

TURNER OFF THE EDGE: Through 13 games, Dallas Turner has accumulated 50 total tackles, including a team-high 13.5 for loss (-86 yards) and nine sacks (-66 yards). Turner's nine sacks rank second in the SEC and ninth nationally while his 0.69 sacks per game average is good for third in the conference. He is also ranked in the top-10 in the league for TFLs.

BRAZ ON THE OTHER SIDE: Chris Braswell has paired with Dallas Turner to make things difficult on opposing offenses. The senior linebacker has accumulated 41 total tackles, including 10.5 for loss (-61 yards), good for third on UA, to go with eight sacks (-57 yards), just one behind Turner. Entering postseason play, Braswell's sack total is fifth in the SEC and tied for 11th nationally while his 0.62 sacks per game average is sixth in the conference. Additionally, the senior backer is ranked in the top-10 in the SEC for tackles for loss and is tied for the league-high total for forced fumbles with three.

IN-SEASON HONORS

Terrion Arnold

Midseason All-American (ESPN.com)

Tyler Booker

SEC Offensive Lineman of the Week (Ole Miss)

James Burnip

Ray Guy Award Punter of the Week (Texas)

Jermaine Burton

Reese's Senior Bowl Offensive Player of the Week (Texas A&M)

Jihaad Campbell

Lott IMPACT Trophy Player of the Week (Tennessee)
Nagurski Trophy National Defensive Player of the Week (Tennessee)
SEC Defensive Player of the Week (Tennessee)

Caleb Downs

SEC Freshman of the Week (Middle Tennessee)
SEC Freshman of the Week (Mississippi State)
Shaun Alexander Award Freshman of the Week (Mississippi State)

Justin Eboigbe

SEC Defensive Lineman of the Week (Texas A&M)

JC Latham

SEC Offensive Lineman of the Week (Arkansas)

Jase McClellan

Earl Campbell Tyler Rose Award Honor Roll (Tennessee)

Kool-Aid McKinstry

Midseason All-American (Associated Press)
Midseason All-American (CBS Sports)
Midseason All-American (The Sporting News)

Jalen Milroe

SEC Offensive Player of the Week (Middle Tennessee)
Earl Campbell Tyler Rose Award Honor Roll (Middle Tennessee)
Davey O'Brien 'Great 8' of the Week (Texas A&M)
Earl Campbell Tyler Rose Award Honor Roll (Texas A&M)
Davey O'Brien 'Great 8' of the Week (LSU)
Earl Campbell Tyler Rose Award Player of the Week (LSU)
Manning Award 'Star of the Week' (LSU)
Maxwell Award Player of the Week (LSU)
SEC Offensive Player of the Week (LSU)
Davey O'Brien 'Great 8' of the Week (Kentucky)
Earl Campbell Tyler Rose Award Honor Roll (Kentucky)
Manning Award 'Star of the Week' (Kentucky)
SEC Offensive Player of the Week (Auburn)
Davey O'Brien 'Great 8' of the Week (Auburn)
Earl Campbell Tyler Rose Award Honor Roll (Auburn)

Kadyn Proctor

SEC Freshman of the Week (Auburn)

Will Reichard

Midseason All-American (Associated Press)
Midseason All-American (CBS Sports)
Midseason All-American (ESPN.com)
Midseason All-American (The Athletic)
Midseason All-American (USA Today)
Lou Groza Award 'Star of the Week' (Mississippi State)
SEC Special Teams Player of the Week (Texas A&M)
SEC Special Teams Player of the Week (Tennessee)

Dallas Turner

Midseason All-American (Associated Press)
Midseason All-American (CBS Sports)
Midseason All-American (ESPN.com)
Midseason All-American (The Athletic)
Midseason All-American (The Sporting News)
Midseason All-American (USA Today)
Bednarik Award Player of the Week (Ole Miss)

Nick Saban

Dodd Trophy Coach of the Week (LSU)

PRESEASON HONORS

Tyler Booker

All-American - OG (ESPN.com)
Outland Trophy Watch List

James Burnip

Ray Guy Award Watch List

CJ Dippre

Mackey Award Watch List

Caleb Downs

True Freshman All-American - DB (247 Sports)

Kneeland Hibbett

Mannely Award Watch List

JC Latham

First Team All-American - OL (CBS Sports)
Second Team All-American - OT (Associated Press)
Second Team All-American - OL (Pro Football Focus)
Second Team All-American - OL (Walter Camp)
Outland Trophy Watch List

Deontae Lawson

Butkus Award Watch List

Case McClellan

Earl Campbell Tyler Rose Award Watch List
Maxwell Award Watch List

Kool-Aid McKinstry

First Team All-American - CB (Associated Press)
First Team All-American - CB (CBS Sports)
First Team All-American - PR (CBS Sports)
First Team All-American - CB (Pro Football Focus)
First Team All-American - CB (Sports Illustrated)
First Team All-American - DB (Walter Camp)
Second Team All-American - RS (Pro Football Focus)
All-American - CB (ESPN.com)
Lott IMPACT Trophy Quarterfinalist
Bednarik Award Watch List
Nagurski Trophy Watch List
Thorpe Award Watch List
Walter Camp Player of the Year Watch List

Seth McLaughlin

Rimington Trophy Watch List

Jalen Milroe

Davey O'Brien Award Midseason Watch List
Manning Award Midseason Watch List
Maxwell Award Midseason Watch List

Malachi Moore

Lott IMPACT Trophy Quarterfinalist
Nagurski Trophy Watch List
Wuerffel Trophy Watch List

Jaheim Oatis

Outland Trophy Watch List

Kadyn Proctor

True Freshman All-American - DB (247 Sports)

Will Reichard

Second Team All-American - K (Sports Illustrated)
Lou Groza Award Watch List

Dallas Turner

First Team All-American - EDGE (Sports Illustrated)
Second Team All-American - EDGE (Associated Press)
Second Team All-American - LB (CBS Sports)
Second Team All-American - EDGE (Pro Football Focus)
All-American - LB/EDGE (ESPN.com)
Bednarik Award Watch List
Nagurski Trophy Watch List

Nick Saban

Bryant Award Midseason Watch List
Dodd Trophy Midseason Watch List

OUTSIDE LBs WREACKING HAVOC: Dallas Turner and Chris Braswell are playing the best football of their careers. In addition to Turner's tackle for loss and sack totals, he is 14th in total pressures according to Pro Football Focus with 52. That number includes 10 sacks, 10 quarterback hits and 32 hurries entering the postseason. Turner has graded out at 11th nationally in pass-rush grade (88.8) and owns a PRP (combines sacks, hits and hurries relative to how many times a player rushes the passer) of 11.7 that is fifth among all Division I defenders. In addition to his PFF marks, Alabama's coaches have credited Turner with 46 pressures on the season. Braswell is slightly ahead of his counterpart in PRP, ranking third nationally at 12.2. He is also ranked 11th nationally in total pressures with 54 and sits at 13th in pass-rush grade (88.6).

BAMA CORNERS LOCKING IT DOWN: Alabama cornerbacks Kool-Aid McKinstry and Terrion Arnold are two of the top-graded defensive backs according to Pro Football Focus. Among players who have been in coverage on 80 percent of their snaps entering bowl season, McKinstry has graded out at seventh nationally with Arnold slightly behind in ninth. Kool-Aid has been targeted just 37 times in 13 games, allowing 183 total receiving yards and ranks 12th in forced incompletions with 10. Arnold is sixth in Division I for forced incompletions (13) with a 52.5 NFL passer rating on his targets. The redshirt sophomore's 12 pass breakups by PFF are third nationally while his five interceptions are the second-most in the country entering the postseason.

TOUGH TO THROW ON TERRION: Redshirt sophomore Terrion Arnold has proven to be one of the nation's top corners this season. Heading to the postseason, Arnold leads the Crimson Tide and is tied for the SEC lead for interceptions with five while averaging 0.4 picks per game to rank second among SEC defensive backs and tie for 15th nationally. He has also broken up a team-high 11 passes for 16 total passes defended on the season, ranking him atop the league list in that category and tying for third nationally. Arnold is averaging 1.2 defenses per game to rank second in the SEC and eighth in Division I prior to the start of the bowls.

TIDE SAFETIES SHOWING OUT: Alabama safeties Caleb Downs, Malachi Moore and Jaylen Key are also among the highest rated defensive backs in the country. Downs ranks fourth nationally in coverage grade (88.9) with five forced incompletions, a forced fumble, one fumble recovery and two picks while leading UA with 99 tackles. Moore has added 49 stops with five tackles for loss and one interception. Jaylen Key has surrendered just a 62.6 NFL passer rating.

LIMITING THE POINTS: Alabama's defense has held its opponents to a combined 239 points on the season, 34 of which came against then-No. 11/10 Texas. Despite the matchup with the Longhorns, the Tide defense is averaging just 18.4 points allowed per game, a total that ranks 17th nationally and second in the SEC heading into bowl season.

ADJUSTING AT THE BREAK: The Crimson Tide defense has allowed just 107 points in the second half of games this season, including 51 in the third quarter and 56 in the fourth. Teams are averaging just 8.2 points in the second half against UA, with the defense allowing a touchdown or less in eight of the 13 total contests. Below is a look at how teams have fared against Alabama coming out of the halftime break.

Second-Half Scoring Defense

Opponent	Points
Middle Tennessee	7
Texas	21
USF	0
Ole Miss	3
Mississippi State	7
Texas A&M	3
Arkansas	15
Tennessee	0
LSU	7
Kentucky	14
Chattanooga	3
Auburn	10
Georgia	17
TOTAL	107 (8.2 ppg)

PICK PARADE: Alabama has picked off at least one pass in nine contests this season and leads the SEC while tying for 22nd nationally with 12 total interceptions entering the bowls. For comparison, the Crimson Tide finished with seven total picks across 13 games a season ago.

NO FLY ZONE: The Crimson Tide has made it difficult on opposing offenses in the passing game this season. Alabama enters the matchup with No. 1/1/1 Michigan allowing just 188.8 passing yards per game to rank third in the SEC and 23rd in Division I at the start of bowl season. The Tide is also limiting its opponents to a 118.22 passing efficiency mark that is second in the conference and 17th headed into postseason play. The standout passing defense is a part of UA's overall unit that is allowing just 313.3 yards per game following the SEC Championship to rank third in the league and 18th in Division I.

GETTING IN THE BACKFIELD: The Tide defense has gotten in opponents' backfields with regularity this season. Through 13 games, Alabama has accumulated 82.0 tackles for loss (-365 yards) and 38.0 sacks (-260 yards). The Tide is averaging 6.3 tackles for loss per game to rank 30th nationally and fifth in the SEC headed to the postseason to go along with a 2.92 sacks per game mark that is 12th in Division I and third in the league.

GETTING IN THE BACKFIELD - MORE RECENTLY: In eight of the last 11 contests dating back to the USF matchup, Alabama's defense has finished with at least 6.0 TFLs and 3.0 sacks-or-better. Below is a look at how the defense has fared since the Tampa trip.

Defense since Texas

Opponent	Tackles for Loss	Sacks
USF	10.0 (-31 yards)	5.0 (-21 yards)
Ole Miss	10.0 (-48 yards)	5.0 (-32 yards)
Mississippi State	8.0 (-27 yards)	4.0 (-22 yards)
Texas A&M	6.0 (-35 yards)	5.0 (-31 yards)
Arkansas	7.0 (-46 yards)	4.0 (-38 yards)
Tennessee	8.0 (-44 yards)	3.0 (-33 yards)
LSU	1.0 (-4 yards)	1.0 (-4 yards)
Kentucky	9.0 (-34 yards)	3.0 (-21 yards)
Chattanooga	2.0 (-4 yards)	---
Auburn	6.0 (-41 yards)	4.0 (-28 yards)
Georgia	7.0 (-16 yards)	2.0 (-8 yards)
TOTAL	74.0 (-330 yards)	36.0 (-238 yards)
AVERAGE	6.7 per game	3.3 per game

KEEPING THE GROUND GAME IN-CHECK: The Crimson Tide defense limited then-No. 1/1/1 Georgia to only 78 yards rushing in the SEC Championship Game on Dec. 2. Alabama's defensive unit has held 22 of its last 41 opponents (dating back to the 2021 season) to less than 100 yards rushing. UA has also limited 11 of the last 26 opponents to 80 yards or less dating back to the start of the 2022 campaign, including four times in 2023.

TURNOVERS, TURNOVERS, TURNOVERS: Alabama has forced at least one turnover in 112 of the last 126 contests (dating back to the start of the 2015 season). During the current run, Alabama has forced 194 turnovers (125 interceptions, 69 fumbles) and returned 42 of those miscues for touchdowns.

SHUTOUTS SINCE 2007: Since head coach Nick Saban arrived in 2007, Alabama has recorded 26 shutouts, including 12 in Southeastern Conference play. With its 34-0 win over Austin Peay on Nov. 19 last year, the Crimson Tide defense has 12 more shutouts than its nearest competitor over that span. Ranking second in shutouts during that time is Ohio State with 14.

10 POINTS OR LESS: Alabama's trademark has been its defense ever since head coach Nick Saban's arrival on campus. Since that first season in Tuscaloosa, Saban-coached defenses have held the Crimson Tide's opponents to 10 points or less on 106 occasions. Dating back to the start of the 2015 season, UA's defense has limited the opposition to 10 or fewer points 50 times across 126 total contests.

Opponents Held to 10 Points or Less Under Nick Saban

Year	10 Points or Less Games/Games	Shutouts
2023	4/13	0
2022	5/13	2
2021	3/15	0
2020	3/13	1
2019	6/13	0
2018	5/15	2
2017	9/14	2
2016	9/15	2
2015	6/15	2
2014	7/14	2
2013	9/13	3
2012	7/14	4
2011	9/13	3
2010	8/13	0
2009	7/14	1
2008	7/14	2
2007	2/13	0

HARD TO FIND THE END ZONE AGAINST THE TIDE: Since the start of the 2009 season, no team has allowed fewer touchdowns than the Crimson Tide. Alabama has surrendered only 366 touchdowns over the last 207 games. That is 47 fewer than second-place Iowa (413).

Fewest TDs Allowed (since 2009)

Team	Touchdowns
1. ALABAMA	366
2. Iowa	413
3. Wisconsin	425
4. Penn State	436
5. Ohio State	454
6. Michigan	460
7. Georgia	469

* - entering Bowl Season

TOUGH SLEDDING ON THE GROUND: Alabama's defense has been a force in the run game since head coach Nick Saban's arrival on campus. More recently, the Tide has given up just 94 rushing scores in the last 126 games (dating to the start of the 2015 season). Overall since Saban arrived in 2007, UA has allowed the fewest rushing touchdowns in the nation at 150, a total that is 26 fewer than second-place Iowa (176).

Fewest Rushing Touchdowns Allowed (FBS teams since 2007)

1. ALABAMA	150
2. Iowa	176
3. Ohio State	202
4. Wisconsin	208
5. Clemson	211
6. Utah	213

* - entering Bowl Season

RUSHING DEFENSE: UA has surrendered only 36 individual 100-yard rushing performances dating back to the 2005 season, a mark that is the fewest in the nation. Since head coach Nick Saban's arrival in 2007, the Tide has allowed 31 players to rush for more than 100 yards in a game.

Fewest 100-Yard Rushing Games Allowed (FBS teams since 2005)

1. ALABAMA	36
2. Ohio State	47
3. Georgia	48
4. Utah	52
5. Boise State	61
6. BYU	64

* - entering Bowl Season

SPECIAL TEAMS NOTES

ALL-TIME POINTS LEADER: Will Reichard holds the NCAA record for career points at 539. With his 43-yard field goal in the first quarter of the SEC Championship Game on Dec. 2, Reichard broke a tie with quarterback Keenan Reynolds of Navy (2012-15) for the all-time mark. Below is a look at where Reichard currently sits.

NCAA All-Time Career Points List

Rank	Player (Pos.)	Years	Points
1.	WILL REICHARD (PK)	2019-Present	539
2.	Keenan Reynolds (QB)	2012-15	530
3.	Kenneth Dixon (RB)	2012-15	522

SEC POINTS LEADER - WILL REICHARD: With his PAT make following the Crimson Tide's first touchdown against Arkansas on Oct. 14, Will Reichard became the Southeastern Conference's career points leader. Reichard entered the matchup with the Razorbacks tied at 480 points with former Auburn kicker Daniel Carlson for the league's all-time mark.

MOVING UP THE CAREER FIELD GOALS LIST: Placekicker Will Reichard ranks second on the Alabama career list for field goals with 82. Below is a look at where Reichard ranks entering the bowl game.

Alabama Career Field Goals List

Rank	Player	Years	Field Goals (Attempts)
1.	Leigh Tiffin	2006-09	83 (111)
2.	WILL REICHARD	2019-Present	82 (98)
3.	Philip Doyle	1987-90	78 (105)

PATs FOR REICHARD: Will Reichard owns the Crimson Tide's career record for made PATs. Entering the bowl game, Reichard has made 293-of-295 career PATs. The senior recorded nine PATs against ULM on Sept. 17 of last season to move past the former record of 186 (188 attempts) by Adam Griffith from 2013-16.

50-PLUS FOR REICHARD: Now in his graduate season, Will Reichard has totaled an Alabama career-record eight field goals from 50-plus yards, including three this season. Reichard hit from 50 yards against Chattanooga on Nov. 18 to move past Van Tiffin (1983-86) for the previous record of seven 50-plus yarders. Tiffin used a kicking tee for the entirety of his career.

BIG LEG BURNIP: James Burnip has shined in year three with the Tide. He has accumulated 2,454 yards on 52 punts to average 47.2 yards per boot. Burnip's 47.2 mark is second in the SEC and fifth nationally. The Aussie has boomed 20 punts of 50-plus yards this season, including a career-long 67-yarder at Mississippi State on Sept. 30. The punt against the Bulldogs was Burnip's fourth of 60-plus this season to go with his 61-yarder against then-No. 11/10 Texas on Sept. 9, a 60-yarder one week later at USF and a 63-yarder at Texas A&M on Oct. 7. Burnip's 67-yarder in Starkville was the longest punt for the Crimson Tide since JK Scott's 73-yard kick against Ohio State in the 2014 CFP Semifinal at the Allstate Sugar Bowl.

SERIES NOTES

THE ALABAMA-MICHIGAN SERIES: Alabama and Michigan will meet for just the sixth time in the history of the two storied programs. The Crimson Tide holds a 3-2 advantage all-time with the teams tied at 2-2 in bowl pairings.

Michigan (UA leads, 3-2)

Date	Result	Site	Score	Total
Jan. 2, 1988	L	N*	24-28	24-28
Jan. 1, 1997	W	N**	17-14	41-42
Jan. 1, 2000	L/OT	N***	34-35	75-77
Sept. 1, 2012	W	N****	41-14	116-91
Jan. 1, 2020	W	N*****	35-16	151-107

*---Hall of Fame Bowl (Tampa, Fla.)

**---Outback Bowl (Tampa, Fla.)

***---Orange Bowl (Miami, Fla.)

****---AT&T Stadium (Arlington, Texas)

*****---Citrus Bowl (Orlando, Fla.)

SABAN vs. MICHIGAN: Alabama head coach Nick Saban owns a 4-3 career record against Michigan, including a 2-0 mark during his time in Tuscaloosa. His first five matchups with the Wolverines came during his time at Michigan State, with the Spartans going 2-3 in those contests. Since arriving at Alabama, Saban has faced Michigan twice, coming away with a pair of three-plus score victories in each matchup.

Saban vs. Michigan (Saban leads, 4-3)

Date	Result	Site	Score
Nov. 4, 1995	W	H	28-25
Nov. 2, 1996	L	A	29-45
Oct. 25, 1997	L	H	7-23
Sept. 26, 1998	L	A	17-29
Oct. 9, 1999	W	H	34-31
Sept. 1, 2012	W	N*	41-14
Jan. 1, 2020	W	N**	35-16

*---AT&T Stadium (Arlington, Texas)

**---Citrus Bowl (Orlando, Fla.)

COLLEGE FOOTBALL PLAYOFF NOTES

ALABAMA IN THE COLLEGE FOOTBALL PLAYOFF: Alabama will be playing in its 14th College Football Playoff matchup when the Crimson Tide meets No. 1/1/1 Michigan in the 2023 Semifinal at the Rose Bowl on Jan. 1. The Crimson Tide is 9-4 all-time in College Football Playoff games since the playoff's inception in 2014 and is the only team to appear in eight of the 10 playoffs. Alabama also holds the record for the most games played and wins in the history of the CFP. The Crimson Tide claimed CFP National Championships in 2015, 2017 and 2020 and has reached the National Championship Game in six of its seven previous seasons in the Playoff.

College Football Playoff All-Time Appearances

Rank	School (Games)	Years	Record (Pct.)
1.	ALABAMA (13)	2014-18, 2020-21, 2023	9-4 (.692)
2.	Clemson (10)	2015-20	6-4 (.600)
3.	Ohio State (7)	2014, 2016, 2019-20, 2023	3-4 (.429)
4.	Georgia (6)	2017, 2021-22	5-1 (.833)
5.	Oklahoma (4)	2015, 2017-19	0-4 (.000)
6.	LSU (2)	2019	2-0 (1.000)
	Oregon (2)	2014	1-1 (.500)
	TCU (2)	2022	1-1 (.500)
	Michigan (2)	2021-23	0-2 (.000)
	Notre Dame (2)	2018, 2020	0-2 (.000)
11.	Cincinnati (1)	2021	0-1 (.000)
	Florida State (1)	2014	0-1 (.000)
	Michigan State (1)	2015	0-1 (.000)
	Washington (1)	2016	0-1 (.000)

Alabama in the College Football Playoff (9-4)

Date	Opponent	Site	Result	Score
Jan. 1, 2015	#4 Ohio State	New Orleans, La.	L	35-42
Dec. 31, 2015	#3 Michigan State	Arlington, Texas	W	38-0
Jan. 11, 2016	#1 Clemson	Glendale, Ariz.	W	45-40
Dec. 31, 2016	#4 Washington	Atlanta, Ga.	W	24-7
Jan. 9, 2017	#2 Clemson	Tampa, Fla.	L	31-35
Jan. 1, 2018	#1 Clemson	New Orleans, La.	W	24-6
Jan. 8, 2018	#3 Georgia	Atlanta, Ga.	W ^{OT}	26-23
Dec. 29, 2018	#4 Oklahoma	Miami Gardens, Fla.	W	45-34
Jan. 7, 2019	#2 Clemson	Santa Clara, Calif.	L	16-44
Jan. 1, 2021	#4 Notre Dame	Arlington, Texas*	W	31-14
Jan. 11, 2021	#3 Ohio State	Miami Gardens, Fla.	W	52-24
Dec. 31, 2021	#4 Cincinnati	Arlington, Texas	W	27-6
Jan. 10, 2022	#3 Georgia	Indianapolis, Ind.	L	18-33

* - Rose Bowl was played in Arlington, Texas, due to a global pandemic

ALABAMA CFP RECORDS: Following are Alabama's single-game records in College Football Playoff games (includes semifinals and championship games).

OFFENSE
RUSHING

Attempts

36..... Derrick Henry vs. Clemson, Jan. 11, 2016 (CG)

Yards

204..... Brian Robinson Jr. vs. Cincinnati, Dec. 31, 2021 (SF)

Touchdowns

3..... Derrick Henry vs. Clemson, Jan. 11, 2016 (CG)

Long Run

68..... Bo Scarbrough vs. Washington, Dec. 31, 2016 (SF)

PASSING

Attempts

57..... Bryce Young vs. Georgia, Jan. 10, 2022 (CG)

Completions

36..... Mac Jones vs. Ohio State, Jan. 11, 2021 (CG)

Yards

464..... Mac Jones vs. Ohio State, Jan. 11, 2021 (CG)

Passing Touchdowns

5..... Mac Jones vs. Ohio State, Jan. 11, 2021 (CG)

Longest Completion

68..... Jalen Hurts to O.J. Howard vs. Clemson, Jan. 9, 2017 (CG)

RECEIVING

Receptions

12..... DeVonta Smith vs. Ohio State, Jan. 11, 2021 (CG)

Yards

215..... DeVonta Smith vs. Ohio State, Jan. 11, 2021 (CG)

Touchdown Receptions

3..... DeVonta Smith vs. Ohio State, Jan. 11, 2021 (CG)

..... DeVonta Smith vs. Notre Dame, Jan. 1, 2021 (SF)

TOTAL OFFENSE

Yards

475..... Mac Jones (464 pass/11 rush) vs. Ohio State, Jan. 11, 2021 (CG)

DEFENSE

TACKLES

Total Tackles

12..... DeMarcco Hellams vs. Notre Dame, Jan. 1, 2021 (SF)

..... Mack Wilson vs. Georgia, Jan. 8, 2018 (CG)

..... Reuben Foster vs. Clemson, Jan. 9, 2017 (CG)

..... Landon Collins vs. Ohio State, Jan. 1, 2015 (SF)

Solo Tackles

11..... Geno Matias-Smith vs. Clemson, Jan. 11, 2016 (CG)

Assisted Tackles

6..... DeMarcco Hellams vs. Notre Dame, Jan. 1, 2021 (SF)

..... Reuben Foster vs. Clemson, Jan. 9, 2017 (CG)

..... Reuben Foster vs. Washington, Dec. 31, 2016 (SF)

Sacks

3.0..... Christian Harris vs. Georgia, Jan. 10, 2022 (CG)

Tackles for Loss

4.0..... Christian Harris vs. Georgia, Jan. 10, 2022 (CG)

GENERAL NOTES

ALABAMA DEGREES: Alabama’s success on the field over the past 16 seasons under Nick Saban has coincided with the Tide’s success in the classroom. The 2023 squad is no exception as the Crimson Tide entered the season with 11 student-athletes who already had their degrees in-hand, including: Chris Braswell, James Burnip, Darrian Dalcourt, Justin Eboigbe, Terrence Ferguson II, Jaylen Key, Jase McClellan, Seth McLaughlin, Malachi Moore, Will Reichard and Roydell Williams. A collection of 14 more degrees were earned this December prior to the Rose Bowl, including: James Brockermeier, Eboigbe (master’s), Kyle Flood Jr., Kneeland Hibbett, Jah-Marien Latham, Trezmen Marshall, Kool-Aid McKinstry, McLaughlin (master’s), Jalen Milroe, Reichard (master’s), Tim Smith, Kristian Story, Adam Thorsland and Bennett Whisenhunt. Since Saban’s arrival in 2007, Alabama football has seen a total of 656 degrees earned, including 103 master’s.

CHAMPIONS IN THE CLASSROOM: Alabama’s achievements in the classroom have been most impressive during national title seasons. Those six squads (2009, 2011, 2012, 2015, 2017 and 2020) included 139 student-athletes who had earned their degrees prior to game time.

APR SUCCESS: According to the most recent Academic Progress Rate (APR) numbers that were announced by the NCAA last May, figures that cover the four-year period extending from the 2018-19 through 2021-22 school years, the Crimson Tide continued to score well above the national cutoff standard. The football program’s total average of 995 was tied for the best among all Southeastern Conference schools and bettered the national average for football by more than 25 points. In total, the football program was one of 15 University of Alabama sports to score a 995 or better.

RETURNING HOME: Each year during head coach Nick Saban’s tenure at least one Alabama player leaves campus early to declare for the NFL Draft. The Tide staff has made it a point to stay connected with guys who begin their pro careers but have yet to graduate in hopes of one day helping them earn a degree. UA’s academics staff has succeeded in that task for a total of 16 players that have returned from pro careers to earn their first or second degree. The list of 16 includes: Ha Ha Clinton-Dix, Terrence Cody, Landon Collins, Glen Coffee, Amari Cooper, Thomas Fletcher (master’s), Ronnie Harrison, Derrick Henry, Marlon Humphrey, Nico Johnson, Rolando McClain, Dee Milliner, Bo Scarbrough, Vinnie Sunseri, Tua Tagovailoa and Chance Warmack (master’s). Additionally, Jimmy Johns returned to the Capstone to receive his degree in May 2023.

McLAUGHLIN, MILROE EARN CSC HONORS: Seth McLaughlin and Jalen Milroe were each named to the College Sports Communicators Academic All-District Football Team, the CSC announced on Dec. 19. The 2023 Academic All-District Football teams, as selected by the CSC, recognize the nation’s top student-athletes for their combined performances on the field and in the classroom. Both players will now advance to the national ballot to be voted on by CSC members. First-, second- and third-team Academic All-America honorees will be announced on Jan. 23, 2024.

McLAUGHLIN NAMED CAMPBELL SEMIFINALIST: Alabama center Seth McLaughlin was selected as a semifinalist for the William V. Campbell Trophy, the National Football Foundation announced on Sept. 27. The Campbell recognizes an individual as the absolute best football scholar-athlete in the nation for his combined academic success, football performance and exemplary leadership.

EBOIGBE SELECTED AS COMEBACK POTY SEMIFINALIST: Justin Eboigbe was selected as one of 15 semifinalists for the College Sports Communicators (CSC)/Associated Press (AP) Comeback Player of the Year Award, the two organizations announced on Nov. 30. Eboigbe, who suffered a significant neck/spinal injury that ended his 2022 season, returned to full health in 2023 and has become one of the Crimson Tide’s top performers on defense. At the conclusion of the season, three college football student-athletes will be honored as Comeback Player of the Year winners at the Vrbo Fiesta Bowl.

NEW HIRES: Saban’s 2023 coaching staff features three new hires including Robert Bala (inside linebackers), Tommy Rees (offensive coordinator/quarterbacks) and Kevin Steele (defensive coordinator).

ALABAMA’S TV RECORD: Alabama’s SEC Championship matchup with then-No. 1/1/1 Georgia on CBS on Dec. 2 was the Crimson Tide’s 485th televised game. Alabama has compiled a 340-141-4 (.705) all-time record in televised games (not including pay-per-view, tape-delayed or closed-circuit telecasts).

204 NATIONAL TV APPEARANCES IN 218 GAMES: Alabama’s win over then-No. 1/1/1 Georgia in the 2023 SEC Championship Game on Dec. 2 was the Tide’s 204th nationally televised game since the start of the 2008 season, including every contest since the start of 2014.

178-9 UNDER SABAN WHEN LEADING AT THE HALF: Under head coach Nick Saban, Alabama is 178-9 (.952) when leading at the half. UA is also 160-4 (.976) when leading by seven or more points at the break and has won 79 straight games when leading by double-digits at half during the Saban era. The Crimson Tide has held the lead at the half in 96 of its last 126 games (dating back to the start of the 2015 season).

MOST WINS BY ACTIVE HEAD COACH: Alabama head coach Nick Saban’s 292 career wins are the most career victories by an active FBS head coach. Saban ranks just ahead of North Carolina’s Mack Brown and LSU’s Brian Kelly, who each have 282 career wins across their career stops.

Most Wins by an Active FBS Head Coach

	Coach	Current School	Wins
1.	NICK SABAN	ALABAMA	292
2.	Mack Brown Brian Kelly	North Carolina LSU	282
4.	Kirk Ferentz Willie Fritz	Iowa Tulane/Houston	208

* - entering Bowl Season

CLIMBING TO 206: Following the Crimson Tide’s win over then-No. 1/1/1 Georgia in the 2023 SEC Championship Game, Nick Saban has recorded 206 total victories as the head coach at Alabama. He is second all-time in the SEC for victories at the same school, trailing only Paul W. “Bear” Bryant who had 224 while with the Crimson Tide. Saban moved into sole possession of second place and past Vince Dooley’s 201 wins at Georgia when he took down then-No. 14/13/13 LSU on Nov. 4. The NCAA’s all-time leader for Division I wins at the same school is Joe Paterno with 409 at Penn State.

SABAN MOVING UP SEC WINS LIST: Alabama head coach Nick Saban’s 157 conference wins (including SEC championship games) are second on the SEC career conference wins list. Saban is also first in league history for SEC regular season winning percentage at .835 (157-31) with the next closest being Georgia head coach Kirby Smart at .819 (59-13). Additionally, Saban is second on the league’s career wins list at 250 victories.

SEC Regular Season Conference Victories*

	Coach	School(s)	Wins
1.	Paul “Bear” Bryant	Kentucky 1946-53/Alabama 1958-82	159
2.	NICK SABAN	LSU 2000-04/Alabama 2007-Present	157
3.	Steve Spurrier	Florida 1990-2001/South Carolina 2005-15	131
4.	Johnny Vaught	Ole Miss 1947-70, 1973	106
5.	Vince Dooley	Georgia 1964-88	105

SEC Regular Season Conference Winning Percentage**

	Coach	School(s)	Pct.
1.	NICK SABAN	LSU 2000-04/UA 2007-Present	.835
2.	Kirby Smart	Georgia 2016-Present	.819
3.	Robert Neyland	Tennessee 1926-34, 1936-40, 46-52	.787
4.	Frank Thomas	Alabama 1931-46	.765
5.	Paul “Bear” Bryant	Kentucky 1946-53/Alabama 1958-82	.764

Regular Season Victories - All Games*

	Coach	School(s)	Wins
1.	Paul “Bear” Bryant	Kentucky 1946-53/Alabama 1958-82	292
2.	NICK SABAN	LSU 2000-04/Alabama 2007-Present	250
3.	Steve Spurrier	Florida 1990-2001/South Carolina 2005-15	206
4.	Vince Dooley	Georgia 1964-88	201
5.	Dan McGugin	Vanderbilt 1904-17, 1919-34	197

* - all categories include SEC Championship Games; # - minimum five years

SABAN vs. FORMER ASSISTANTS: Alabama head coach Nick Saban is 31-3 (.912) all-time against his former staffers during his tenure at the Capstone. The Crimson Tide head coach's most wins against a former assistant is six against Jimbo Fisher (6-1).

TOUGH TO GET SABAN'S TIDE TWICE: During his tenure at Alabama, head coach Nick Saban has suffered 28 total losses. Of those 28 losses, the Crimson Tide and Saban have had the opportunity to face the team that beat them at a later date on 25 occasions. In those 25 rematches, Alabama owns a 23-2 (.920) mark when avenging its previous loss. The only two times the Crimson Tide has fallen in back-to-back games against the same opponent is LSU (2010-11) and Ole Miss (2014-15). In 2023 so far, UA has bounced back from losses to Tennessee, LSU and Georgia. The Crimson Tide has not yet had the opportunity to bounce back from losses against Utah (2009), Clemson (2018) and Texas (2023).

SABAN AT No. 1: Alabama head coach Nick Saban has coached the most games as the Associated Press Poll's No. 1 team among active head coaches. Following last season's Oct. 8 victory over Texas A&M, Saban has coached 98 games as the nation's top-ranked team, which is 68 more games than second-place Kirby Smart's 30 and Dabo Swinney's 21 that rank third.

MORE THAN A DECADE AT No. 1: With Alabama's Aug. 15 preseason ranking at No. 1 in 2022, the Crimson Tide has been ranked No. 1 in the Associated Press Poll at least once each season since 2008. The 15-year streak is the longest by any program and coach in the history of the AP rankings. The previous long streak by any one team was seven seasons by Miami (Fla.) from 1986-92. The previous streak by one coach is six straight seasons, which was accomplished by Frank Leahy at Notre Dame in 1943 and continued from 1946-50 following an absence while Leahy served in the Navy.

SIX RINGS IN 12 SEASONS: The Crimson Tide's win in the 2021 College Football Playoff National Championship Game helped Alabama claim its sixth national title in 12 seasons, making UA the first team in the Associated Press Poll Era (since 1936) to win six championships over a 12-season span. The only other team in college football history to win six titles in a quarter of a century or less was also Alabama, coming across a 19-season stretch from 1961-79.

SIGN WITH THE TIDE, LEAVE WITH A RING: Since Nick Saban's arrival at Alabama in 2007, members of each one of his recruiting classes have won at least one national championship. The 2009 class tops the list with three to their name while the 2008, 2010, 2011, 2012, 2014, 2015 and 2017 classes each achieved two national titles during their time in Tuscaloosa. The 2007, 2013, 2016, 2018, 2019 and 2020 classes can each claim one national title with the latter group still having time to add to that number.

BAMA IN THE NFL

LEADING THE WAY TO THE NFL: As of the 2023 NFL Draft, Alabama has had more draft picks over the last 15 drafts (123) than any other program in the nation. The list of 123 features 12 Super Bowl champions, 27 Pro Bowl selections, 14 First Team All-Pro members and one Offensive Rookie of the Year.

2023 NFL DRAFT: The Crimson Tide saw 10 former players selected in the 2023 NFL Draft, including three first-round picks in quarterback Bryce Young (No. 1, Carolina Panthers), linebacker Will Anderson Jr. (Houston Texans) and running back Jahmyr Gibbs (No. 12, Detroit Lions). Defensive back Brian Branch (Lions) went early in the second round while four former Tide standouts went in the third round - Tyler Steen (Philadelphia Eagles), Byron Young (Las Vegas Raiders), Jordan Battle (Cincinnati Bengals) and Cameron Latu (San Francisco 49ers). Henry To'oTo'o was next up, going in the fifth round (Texans) with DeMarcco Hellams (Atlanta Falcons) rounding out the group following his seventh-round selection.

SABAN AND FIRST ROUND NFL DRAFT PICKS: Since the advent of the NFL Draft, Alabama head coach Nick Saban has produced the most first rounders of any NCAA Division I head coach with 49 players chosen in the opening round of the draft, including 44 while at Alabama. The Crimson Tide's three first-round selections in the 2023 NFL Draft extended Saban's all-time mark, producing 16 more first-rounders than second-place Joe Paterno (33).

Most NFL First Round Draft Picks by Head Coach (through 2023 Draft)

Coach	School(s)	First Round Picks
1. NICK SABAN	Toledo/Michigan State/LSU/Alabama	49
2. Joe Paterno	Penn State	33
3. Bobby Bowden	Samford/West Virginia/Florida State	32

QUICK HITS ON ALABAMA'S NFL DRAFT SUCCESS: Below is a look at some of Alabama's recent success in the NFL Draft.

- Over the last 15 NFL Drafts, Alabama has produced 123 total picks which is more than any other program in the nation. Of those 123, an impressive 44 (35.8 percent) have been first-rounders.
- Since 2000, the Crimson Tide has produced an NCAA-leading 46 first-rounders, a number that is nine better than the next closest school in Ohio State (37).
- Since 2010, Alabama has had an NCAA-best 43 players selected in the first round, a number that nearly doubles the next closest school in OSU (24).
- In 2023, Bryce Young became the only Alabama player in program history to be selected first overall in the Common Draft Era (since 1967). Young is also the only player to go 1-1 during head coach Nick Saban's career.
- Will Anderson Jr.'s third overall selection matched Marcell Dareus (2011) and Quinnen Williams (2019) for the highest defender taken during Saban's tenure in Tuscaloosa.
- With Young at No. 1 and Anderson Jr. at No. 3, UA produced the first offensive and defensive player taken in the 2023 NFL Draft.
- Jahmyr Gibbs went 12th overall to the Detroit Lions, making him the second-highest running back selected during Saban's tenure. He trailed only Trent Richardson, who went No. 3 overall to the Cleveland Browns in the 2012 Draft.
- With the selection of Young in the 2023 NFL Draft, Alabama has had at least one player selected in the first round of 15 straight drafts (2009-present) to set the new NCAA record. The Crimson Tide was previously tied with Miami (1995-2008), who owned the old mark of 14 consecutive first-rounders
- Alabama has produced multiple first round picks in 12 of the last 15 NFL Drafts with single first-round selections in 2009, 2015 and 2016.
- With Jameson Williams' selection in the 2022 NFL Draft, Alabama became the just the second college program to produce a first-rounder at wideout in a three-year stretch. Tennessee also accomplished the feat from 1982-84.

- After the 2021 NFL Draft, Alabama became the first school in the modern draft era to have four wide receivers drafted in the first round in a two-year span (2020 – Henry Ruggs III, Jerry Jeudy; 2021 – DeVonta Smith, Jaylen Waddle).
- Also in 2021, Alabama became one of just two schools (Oklahoma) to have quarterbacks selected in the first round in back-to-back years (2020 –Tua Tagovailoa; 2021 – Mac Jones).
- With the first-round selection of Tagovailoa in the 2020 NFL Draft, Saban was produced at least one first-rounder at every starting position on offense and defense during his illustrious collegiate head coaching career.

CRIMSON TIDE IN THE NFL: Alabama entered Week 1 of the 2023-24 NFL season with 58 players on active 53-man rosters, the most of any college. In total, the Crimson Tide currently has 76 players on an NFL roster (including reserve/practice squad) and is represented on 27 of the league’s 32 teams. Below is a look at where former Crimson Tide standouts are currently playing.

ALABAMA PLAYERS IN THE NFL

Jonathan Allen	Washington Commanders	Defensive Tackle
Will Anderson Jr.	Houston Texans	Defensive End
Jalyn Armour-Davis	Baltimore Ravens	Cornerback
Christian Barmore	New England Patriots	Defensive Lineman
Jordan Battle	Cincinnati Bengals	Safety
Bradley Bozeman	Carolina Panthers	Center/Guard
Brian Branch	Detroit Lions	Defensive Back
^Deonte Brown	Carolina Panthers	Offensive Guard
Tony Brown	Indianapolis Colts	Cornerback
Isaiah Buggs	Detroit Lions	Defensive Lineman
^Shyheim Carter	Tennessee Titans	Defensive Back
Amari Cooper	Cleveland Browns	Wide Receiver
Lester Cotton	Miami Dolphins	Offensive Guard
Raekwon Davis	Miami Dolphins	Defensive Tackle
Landon Dickerson	Philadelphia Eagles	Offensive Guard
*Trevon Diggs	Dallas Cowboys	Cornerback
^Kenyan Drake	Green Bay Packers	Running Back
Rashaan Evans	Dallas Cowboys	Linebacker
Minkah Fitzpatrick	Pittsburgh Steelers	Safety
^D.J. Fluker	Las Vegas Raiders	Offensive Tackle
^Miller Forristall	Los Angeles Rams	Tight End
Jahmyr Gibbs	Detroit Lions	Running Back
Da’Shawn Hand	Miami Dolphins	Defensive Tackle
Christian Harris	Houston Texans	Linebacker
*Damien Harris	Buffalo Bills	Running Back
Najee Harris	Pittsburgh Steelers	Running Back
Ronnie Harrison Jr.	Indianapolis Colts	Safety
*J.C. Hassenauer	New York Giants	Center
DeMarcco Hellams	Atlanta Falcons	Safety
Derrick Henry	Tennessee Titans	Running Back
Marlon Humphrey	Baltimore Ravens	Cornerback
Jalen Hurts	Philadelphia Eagles	Quarterback
Eddie Jackson	Chicago Bears	Defensive Back
*Kareem Jackson	Denver Broncos	Safety
Josh Jacobs	Las Vegas Raiders	Running Back
Anfernee Jennings	New England Patriots	Linebacker
Jerry Jeudy	Denver Broncos	Wide Receiver
Josh Jobe	Philadelphia Eagles	Cornerback
Julio Jones	Philadelphia Eagles	Wide Receiver
Mac Jones	New England Patriots	Quarterback
Ryan Kelly	Indianapolis Colts	Center
*Cameron Latu	San Francisco 49ers	Tight End
^Alex Leatherwood	Cleveland Browns	Offensive Tackle
Phidarian Mathis	Washington Commanders	Defensive Tackle
A.J. McCarron	Cincinnati Bengals	Quarterback
Xavier McKinney	New York Giants	Safety
John Metchie III	Houston Texans	Wide Receiver
C.J. Mosley	New York Jets	Linebacker
Evan Neal	New York Giants	Offensive Tackle
Daron Payne	Washington Commanders	Defensive Tackle
LaBryan Ray	Carolina Panthers	Defensive Tackle
Jarran Reed	Seattle Seahawks	Nose Tackle

Eli Ricks	Philadelphia Eagles	Cornerback
Calvin Ridley	Jacksonville Jaguars	Wide Receiver
A’Shawn Robinson	New York Giants	Defensive Lineman
Brian Robinson Jr.	Washington Commanders	Running Back
*Cam Robinson	Jacksonville Jaguars	Offensive Lineman
JK Scott	Los Angeles Chargers	Punter
^Cam Sims	Carolina Panthers	Wide Receiver
DeVonta Smith	Philadelphia Eagles	Wide Receiver
Irv Smith Jr.	Cincinnati Bengals	Tight End
Tyler Steen	Philadelphia Eagles	Offensive Lineman
Pat Surtain II	Denver Broncos	Cornerback
Tua Tagovailoa	Miami Dolphins	Quarterback
Carson Tinker	Los Angeles Rams	Long Snapper
Dalvin Tomlinson	Cleveland Browns	Defensive Tackle
Henry To’oTo’o	Houston Texans	Linebacker
Jaylen Waddle	Miami Dolphins	Wide Receiver
Levi Wallace	Pittsburgh Steelers	Cornerback
Jameson Williams	Detroit Lions	Wide Receiver
Jonah Williams	Cincinnati Bengals	Offensive Tackle
Quinnen Williams	New York Jets	Defensive Lineman
*Jedrick Wills Jr.	Cleveland Browns	Offensive Tackle
Mack Wilson Sr.	New England Patriots	Linebacker
Bryce Young	Carolina Panthers	Quarterback
Byron Young	Las Vegas Raiders	Defensive Tackle

* - Reserve/Injured
 ^ - Practice Squad
 Team listed as of Dec. 19, 2023

LEADERS IN THE LEAGUE: Every year, the National Football League allows each of its 32 teams to name up to eight team captains. The start of the 2023-24 season featured 13 former Crimson Tide players who were selected as one of the permanent captains for their respective squad. The list of captains to start the year included Jonathan Allen (Commanders), Derrick Henry (Titans), Jalen Hurts (Eagles), Eddie Jackson (Bears), Kareem Jackson (Broncos), Josh Jacobs (Raiders), Mac Jones (Patriots), Ryan Kelly (Colts), Xavier McKinney (Giants), C.J. Mosley (Jets), DeVonta Smith (Eagles), Tua Tagovailoa (Dolphins) and Bryce Young (Panthers). The Baltimore Ravens do not name team captains, per head coach John Harbaugh’s rules, while the Dallas Cowboys name team captains on a game-by-game basis.

71 (SO FAR) IN A SEASON: A total of 71 former Crimson Tide players have appeared in a game and recorded at least one snap through Week 15 of the 2023-24 regular season, setting a new NFL record. The 71 tops the previous mark of 70, which was also set by Alabama during the 2022-23 campaign, when the Tide became the first program to have 70 former players see game action in any regular season in NFL history. The number of former Alabama players to play in an NFL regular-season contest has now increased each year for seven consecutive seasons starting with 38 in 2016. The 2017 season saw 44 former players earn game action, breaking Alabama’s previous record of 40 in 1987, and was followed by 52 in 2018. The total moved to 62 in 2019, followed by 64 in 2020, 68 in 2021 and 70 last season.

ALABAMA FOOTBALL CAREER PARTICIPATION CHART

	Career G-GS	2023 G-GS	2022 G-GS	2021 G-GS	2020 G-GS	2019 G-GS	Consecutive Games	Consecutive Starts
Cole Adams	2-0	2-0	—	—	—	—	—	—
Jeremiah Alexander	17-0	13-0	4-0 (RS)	—	—	—	13	—
Olaus Alinen	4-0	4-0	—	—	—	—	—	—
Trey Amos	13-1	13-1	TR	—	—	—	13	—
Terrion Arnold	24-20	13-13	11-7	RS	—	—	13	13
Anquin Barnes Jr.	2-0	2-0	—	RS	—	—	—	—
Jonathan Bennett	2-0	1-0	1-0	—	—	—	—	—
Malik Benson	13-6	13-6	TR	—	—	—	13	—
Kendrick Blackshire	25-0	8-0	8-0	9-0	—	—	1	—
Isaiah Bond	26-11	13-10	13-1	—	—	—	26	4
Tyler Booker	24-13	12-12	12-1	—	—	—	10	10
Chris Braswell	40-2	13-2	13-0	14-0	—	—	29	—
James Brockermeyer	15-0	13-0	2-0	RS	—	—	14	—
Ja'Corey Brooks	37-10	9-0	13-8	15-2	—	—	—	—
Tyler Buchner	2-1	2-1	TR	—	—	—	—	—
James Burnip (P)	41-41	13-13	13-13	15-15	TR	—	41	41
Jermaine Burton	25-23	12-11	13-12	TR	—	—	3	3
Jihaad Campbell	21-7	12-7	9-0	—	—	—	12	6
Zarian Courtney	1-0	1-0	—	TR	—	—	—	—
Darrian Dalcourt	41-21	8-5	7-5	11-11	8-0	7-0	—	—
CJ Dippre	13-11	13-11	TR	—	—	—	13	6
Caleb Downs	13-13	13-13	—	—	—	—	13	13
Justin Eboigbe	55-27	13-13	4-0 (RS)	15-3	13-9	10-2	13	13
Robert Ellis	1-0	1-0	—	—	—	—	—	—
Terrence Ferguson II	11-1	5-1	5-0	1-0 (RS)	—	—	—	—
Wilkin Formby	3-0	3-0	—	—	—	—	—	—
JR Gardner	1-0	1-0	—	—	—	—	—	—
Monkell Goodwine	5-0	2-0	1-0	2-0 (RS)	—	—	—	—
Jalen Hale	12-0	12-0	—	—	—	—	11	—
Jaren Hamilton	2-0	2-0	—	—	—	—	—	—
Isaiah Hastings	1-0	—	1-0 (RS)	—	—	—	—	—
Justice Haynes	12-0	12-0	—	—	—	—	11	—
Emmanuel Henderson Jr.	21-0	8-0	13-0	—	—	—	8	—
Kneeland Hibbett (SN)	41-41	13-13	13-13	15-15	—	—	41	41
Edric Hill	2-0	2-0	—	—	—	—	—	—
Bray Hubbard	8-0	8-0	—	—	—	—	7	—
Ian Jackson	3-0	—	3-0	RS	—	—	—	—
Justin Jefferson	13-0	13-0	TR	—	—	—	13	—
Tim Keenan III	15-12	13-12	2-0	RS	—	—	13	10
Jaylen Key	11-11	11-11	TR	—	—	—	2	2
Antonio Kite	8-0	6-0	2-0 (RS)	—	—	—	4	—
Miles Kitselman	18-0	12-0	6-0	TR	—	—	2	—
Keanu Koht	7-0	3-0	4-0	RS	—	—	—	—
Jah-Marien Latham	30-0	13-0	12-0	4-0 (RS)	1-0	—	24	—
JC Latham	40-26	13-13	13-13	14-0	—	—	28	26
Kendrick Law	23-2	12-2	11-0	—	—	—	10	—
Deontae Lawson	25-14	10-10	11-4	4-0 (RS)	—	—	2	2
Danny Lewis Jr.	18-1	13-1	5-0 (RS)	—	—	—	14	—
Earl Little II	12-0	9-0	3-0 (RS)	—	—	—	—	—
Ty Lockwood	2-0	2-0	—	—	—	—	—	—
Dylan Lonergan	1-0	1-0	—	—	—	—	—	—
Michael Lorino III	1-0	1-0	—	—	—	—	—	—
Trezmen Marshall	12-9	12-9	TR	—	—	—	5	—
Jase McClellan	43-17	12-12	13-4	5-1	13-0	—	—	—
Kool-Aid McKinstry	41-32	13-13	13-13	15-6	—	—	41	30
Seth McLaughlin	36-24	13-13	11-8	10-3	2-0	—	18	18
Miles McVay	4-0	4-0	—	—	—	—	—	—
Jam Miller	26-0	13-0	13-0	—	—	—	26	—
Jalen Milroe	24-13	12-12	8-1	4-0 (RS)	—	—	10	10
Tony Mitchell	7-0	7-0	—	—	—	—	1	—
Roq Montgomery	2-0	2-0	—	—	—	—	—	—
Malachi Moore	51-32	12-12	13-1	15-9	11-10	—	6	6
Shawn Murphy	17-0	12-0	5-0 (RS)	—	—	—	11	—
Amari Niblack	23-6	13-5	10-1	—	—	—	14	—
Jaheim Oatis	24-13	12-3	12-10	—	—	—	10	—
Robbie Ouzts	37-9	13-6	13-3	11-0	—	—	26	1
Damon Payne Jr.	19-0	13-0	6-0	RS	—	—	14	—
Khurtiss Perry	1-0	1-0	RS	—	—	—	—	—
Jake Pope	11-0	11-0	RS	—	—	—	4	—
Kobe Prentice	25-3	12-0	13-3	—	—	—	2	—
Shazz Preston	10-0	5-0	5-0 (RS)	—	—	—	—	—
Elijah Pritchett	15-0	13-0	2-0 (RS)	—	—	—	14	—
Kadyn Proctor	13-13	13-13	—	—	—	—	13	13
Will Reichard (PK)	59-59	13-13	13-13	15-15	13-13	5-5	54	54
Jordan Renaud	2-0	2-0	—	—	—	—	—	—
Dezz Ricks	2-0	2-0	—	—	—	—	—	—
Jaeden Roberts	14-8	11-8	3-0	RS	—	—	10	8
Quandarius Robinson	33-0	13-0	13-0	7-0	—	—	26	—
Graham Roten	1-0	1-0	—	—	—	—	—	—
Ty Simpson	10-0	6-0	4-0 (RS)	—	—	—	—	—
Charlie Skehan	2-0	1-0	1-0	—	—	—	—	—
DeVonta Smith	23-0	4-0	10-0	9-0	—	—	4	—
James Smith	9-0	9-0	—	—	—	—	—	—
Tim Smith	51-18	13-9	13-7	15-2	10-0	—	51	4
Kristian Story	38-2	13-2	13-0	12-0	—	—	30	—
Conor Talty	3-0	3-0	—	—	—	—	—	—
Adam Thorsland	1-0	1-0	—	—	—	—	—	—
Dallas Turner	41-25	13-13	13-9	15-3	—	—	41	13
Roydell Williams	44-1	13-1	13-0	10-0	8-0	—	26	1
Sam Willoughby	2-0	1-0	1-0	—	—	—	—	—
Richard Young	3-0	3-0	—	—	—	—	—	—

ALABAMA'S MILESTONE VICTORIES

Win	Result of Game (Date and Site)
1	Alabama 56, Birmingham HS 0 Nov. 11, 1892 - Birmingham, Ala.
100	Alabama 49, Ole Miss 0 Oct. 11, 1919 - Tuscaloosa, Ala.
150	Alabama 34, Florida 0 Nov. 14, 1925 - Montgomery, Ala.
200	Alabama 28, George Washington 6 Oct. 8, 1932 - Washington, D.C.
250	Alabama 26, Kentucky 6 Oct. 29, 1938 - Lexington, Ky.
300	Alabama 54, SW Louisiana 0 Oct. 12, 1946 - Tuscaloosa, Ala.
350	Alabama 33, Georgia 12 Oct. 31, 1953 - Athens, Ga.
400	Alabama 36, Miami (Fla.) 3 Nov. 10, 1962 - Tuscaloosa, Ala.
450	Alabama 17, Southern Miss 14 Sept. 28, 1968 - Mobile, Ala.
500	Alabama 21, LSU 7 Nov. 22, 1973 - Baton Rouge, La.
550	Alabama 35, Virginia Tech 0 Oct. 28, 1978 - Tuscaloosa, Ala.
600	Alabama 28, Southern Miss 16 Nov. 12, 1983 - Birmingham, Ala.
650	Alabama 32, LSU 16 Nov. 11, 1989 - Baton Rouge, La.
700	Alabama 23, Ole Miss 9 Oct. 21, 1995 - Oxford, Miss.
750	Alabama 34, Tennessee 14 Oct. 26, 2002 - Knoxville, Tenn.
800	Alabama 30, Mississippi State 10 Nov. 13, 2010 - Tuscaloosa, Ala.
850	Alabama 42, Missouri 13 Dec. 6, 2014 - Atlanta, Ga.
900	Alabama 29, LSU 0 Nov. 3, 2018 - Baton Rouge, La.
950	Alabama 30, Ole Miss 24 Nov. 12, 2022 - Oxford, Miss.

ALABAMA'S 10-WIN FOOTBALL SEASONS [42]

Year	Record
1920	10-1
1925	10-0
1930	10-0
1934	10-0
1945	10-0
1952	10-2
1961	11-0
1962	10-2
1964	10-1
1966	11-0
1971	11-1
1972	10-2
1973	11-1
1974	11-1
1975	11-1
1977	11-1
1978	11-1
1979	12-0
1980	10-2
1986	10-3
1989	10-2
1991	11-1
1992	13-0
1994	12-1
1996	10-3
1999	10-3
2002	10-3
2008	12-2
2009	14-0
2010	10-3
2011	12-1
2012	13-1
2013	11-2
2014	12-2
2015	14-1
2016	14-1
2017	13-1
2018	14-1
2019	11-2
2020	13-0
2021	13-2
2022	11-2
2023	12-1

BRYANT-DENNY STADIUM ALL-TIME OPPONENTS

Opponent	Record
ARKANSAS	14-2
Arkansas State	2-0
Auburn	7-5
Austin Peay	1-0
BYU	1-0
Central Florida	0-1
Charleston Southern	1-0
CHATTANOOGA	8-0
Cincinnati	2-0
The Citadel	1-0
Clemson	6-0
Colorado State	2-0
Duke	1-0
Duquesne	2-0
Florida	8-4
Florida Atlantic	2-0
Florida International	2-0
Florida State	2-0
Fresno State	1-0
Furman	3-0
Georgia	6-2
Georgia Southern	1-0
Georgia State	2-0
Hawai'i	1-0
Houston	5-0
Howard	9-0
Kent State	2-0
Kentucky	9-0
LSU	11-9
Louisiana (Lafayette)	5-0
Louisiana Tech	0-1
ULM	3-1
Louisville	2-0
Mercer	4-0
Memphis	4-0
Miami (Fla.)	6-0
MIDDLE TENNESSEE	3-0
Millsaps	1-0
OLE MISS	21-2
Mississippi College	1-0
Mississippi State	40-8-1
Missouri	1-0
New Mexico State	2-0
NC State	4-0
North Texas	4-0
Northern Illinois	0-1
Oglethorpe	1-0
Oklahoma	0-1
Penn State	2-2
Pensacola N.A.S.	1-0
Richmond	1-0
Rutgers	1-0
San Jose State	1-0
Sewanee	1-0
South Carolina	8-1
Southern Miss	22-1-1
Southwestern Presbyterian	1-0
Tampa	1-0
Temple	1-0
TENNESSEE	10-3
TEXAS	0-1
Texas A&M	5-1
TCU	0-2
Tulane	2-0
Tulsa	3-0
UCLA	0-1
Utah State	3-0
Vanderbilt	16-1
Villanova	0-1
Virginia Tech	7-0
Washington	1-0
Western Carolina	5-0
Western Kentucky	3-0
Wichita State	1-0

BOLD indicates 2023 home opponents

ALABAMA HEAD COACH NICK SABAN



PREVIOUS COACHING EXPERIENCE

Miami Dolphins	Head Coach (2005-06)
LSU	Head Coach (2000-04)
Michigan State	Head Coach (1995-99)
Cleveland Browns	Def. Coordinator (1991-94)
Toledo	Head Coach (1990)
Houston Oilers	Secondary (1988-89)
Michigan State	Defensive Coordinator Secondary (1983-87)

YEAR-BY-YEAR RECORD

TOLEDO (9-2, .818)

Year	Overall	Conf.	Notes
1990	9-2	7-1	MAC Champs

MICHIGAN STATE (34-24-1, .585)

Year	Overall	Conf.	Notes
1995	6-5-1	4-3-1	Independence Bowl
1996	6-6	5-3	Sun Bowl
1997	7-5	4-4	Aloha Bowl
1998	6-6	4-4	
1999	9-2	6-2	Second Place Big Ten

LSU (48-16, .750)

Year	Overall	Conf.	Notes
2000	8-4	5-3	Peach Bowl
2001	10-3	5-3	SEC Champions; Sugar Bowl
2002	8-5	5-3	SEC West Champions, Cotton Bowl
2003	13-1	7-1	BCS and SEC Champions
2004	9-3	6-2	Capital One Bowl

MIAMI DOLPHINS (15-17, .469)

Year	Overall	Notes
2005	9-7	Dolphins' 5-game improvement
2006	6-10	was among NFL's best

ALABAMA [206-28, .880] (201-28, .878)

Year	Overall	Conf.	Notes
2007	%2-6 (7-6)	1-4 (4-4)	Independence Bowl
2008	12-2	8-0	Sugar Bowl
2009	14-0	8-0	BCS and SEC Champions
2010	10-3	5-3	Capital One Bowl Champs
2011	12-1	7-1	BCS National Champions
2012	13-1	7-1	BCS and SEC Champions
2013	11-2	7-1	Sugar Bowl
2014	12-2	7-1	SEC Champions; CFB Playoff
2015	14-1	7-1	CFP and SEC Champions
2016	14-1	8-0	SEC and Peach Bowl Champions
2017	13-1	7-1	CFP National Champions
2018	14-1	8-0	SEC and Orange Bowl Champions
2019	11-2	6-2	Citrus Bowl Champions
2020	13-0	10-0	CFP and SEC Champions
2021	13-2	7-1	SEC and Cotton Bowl Champions
2022	11-2	6-2	Sugar Bowl Champions
2023	12-1	8-0	SEC Champions

% Five wins later vacated by NCAA

COLLEGE: [297-70-1, .808] 292-70-1 (.806)
TOTAL: [312-87-1, .781] 307-87-1 (.779)

• Saban has compiled a 297-70-1 (.808) record as a college head coach. He has claimed seven national championships – six at Alabama – 11 conference championships and 23 of his teams will have played in postseason bowl games, including a trip to the BCS National Championship Game following the 2003, 2009, 2011 and 2012 seasons and the College Football Playoff Semifinals in seven of the last nine seasons including six of the last eight CFP National Championship Games.

• Saban is the only coach to win four BCS national championships, the only coach to win back-to-back BCS national championships and the only coach to win three CFP National Championships. He has won seven titles in his last 17 years coaching college football, most recently capturing the CFP National Championship following the 2020 season. Saban is one of three college coaches in the poll era (since 1936) to win three national championships in four years (2009, 2011-12). His title in 2020 moved him past Paul “Bear” Bryant for the most national championships in the poll era with seven.

• In 2009, Saban produced Alabama’s first national championship in 17 years by guiding the Crimson Tide to a 14-0 season with dominant wins over Florida in the SEC championship and Texas in the Citi BCS National Championship Game. He then followed that up with his second BCS championship in three years with a 21-0 shutout of LSU following the 2011 season at the Allstate BCS National Championship Game. Saban made it back-to-back BCS national championships in 2012 with a 42-14 win over Notre Dame in the Discover BCS National Championship Game. He took down Clemson, 45-40, to capture title No. 5 following the 2015 season in the CFP National Championship Game and took home his sixth national championship - and fifth at Alabama - in 2017 with a 26-23 overtime win over Georgia in the 2018 CFP National Championship Game. Saban’s most recent title came in dominating fashion as the Crimson Tide defeated Ohio State, 52-24, in the 2021 CFP National Championship Game in Miami Gardens, Fla.

• In addition to the on-field success, the 2011 team was also recognized with the Disney Spirit Award, which was presented to snapper Carson Tinker, for the team’s response to the community following the tornado that devastated Tuscaloosa on April 27, 2011. The Tide also had extensive success in the classroom that year with 38 SEC Academic Honor Roll selections, a league record, and produced an Academic All-American in Barrett Jones.

• A five-season run at LSU (2000-04) produced a record of 48-16 (.750), one national championship (2003), two Southeastern Conference championships and three SEC West Division championships. The Tigers constructed a 28-12 (.700) record against SEC opponents under Saban’s guidance. He was named the 2003 National Coach of the Year by the Associated Press and earned both the Paul W. “Bear” Bryant National Coach of the Year Award and the Eddie Robinson Coach of the Year Award by the Football Writers Association of America.

• Saban served as head coach at Michigan State from 1995-99, his second stint at the East Lansing school as he also spent 1983-87 as the Spartans’ defensive coordinator/secondary coach. Saban led MSU to a 34-24-1 (.585) record as head coach, including four postseason appearances. In 1999, Saban led his final Spartans team to a No. 7 national ranking as MSU finished in a tie for second in the Big Ten. The Spartans defeated Notre Dame, Michigan, Ohio State and Penn State in the same year for the first time since 1965 and recorded six wins at home for the first time since the 1912 season.

• Saban’s first head coaching position came at the University of Toledo in 1990, as he guided the Rockets to a record of 9-2 that year, finishing as co-champions of the Mid-American Conference. The Rockets ranked among the NCAA leaders in both total defense (12th at 284.8 yards) and scoring defense (16th at 16.2 points) and missed posting an undefeated record by a mere five points.

• A native of Fairmont, W.Va., Saban is a 1973 graduate of Kent State University where he earned a bachelor’s degree in business. He earned a master’s degree in sports administration from Kent State in 1975. Born October 31, 1951, Saban and his wife, the former Terry Constable, have two children, Nicholas and Kristen. They have one granddaughter, Amélie, and one grandson, James.

• At Michigan State, the Sabans started the Nick’s Kids Foundation, which they have continued in Tuscaloosa, a vibrant example of their continuing concern for disadvantaged children. Since Nick and Terry arrived in Tuscaloosa, over \$12 million has been distributed to students, teachers and children’s causes at over 150 charities through the Nick’s Kids Foundation.

• Personally, Nick and Terry have given over \$1 million to their First Generation Scholarship at The University of Alabama. The Sabans also contributed \$1 million to The Crimson Standard, Alabama’s 10-year, \$600 million capital campaign. Most recently, the Sabans announced plans for The Saban Center in Tuscaloosa, a learning and discovery center on the Black Warrior River that brings together the Children’s Hands-On Museum and the Tuscaloosa Children’s Theater. The Sabans made a personal gift of \$1 million to the project and the Nick’s Kids Foundation contributed another \$2 million.

SABAN PERSONAL QUICK FACTS

Born:	October 31, 1951	
Wife:	Terry	
Children:	Nicholas and Kristen	
Grandchildren:	Amélie Saban, James Nickolas Setas	
Education:	Kent State	Kent State
	Bachelor’s Degree	Master’s Degree
	Business (1973)	Sports Administration (1975)

SABAN YEAR-BY-YEAR RESULTS [PRIOR TO ALABAMA]

1990 - TOLEDO (9-2-0, 7-1 MAC)

Date	Opponent	Score
Sept. 8	at Miami (Ohio)	W, 20-14
Sept. 15	Northern Illinois	W, 23-14
Sept. 22	at Ball State	W, 28-16
Sept. 29	at Ohio	W, 27-20
Oct. 6	Eastern Michigan	W, 37-23
Oct. 13	Bowling Green	W, 19-13
Oct. 20	at Central Michigan	L, 12-13
Oct. 27	Kent State	W, 28-14
Nov. 3	at Western Michigan	W, 37-9
Nov. 10	Navy	L, 10-14
Nov. 17	Arkansas State	W, 43-28

1995 - MICHIGAN STATE (6-5-1, 4-3-1 Big 10)

Date	Opponent	Score
Sept. 9	Nebraska	L, 10-50
Sept. 16	at Louisville	W, 30-7
Sept. 23	at Purdue	T, 35-35
Sept. 30	Boston College	W, 25-21
Oct. 7	Iowa (HC)	L, 7-21
Oct. 14	at Illinois	W, 27-21
Oct. 21	Minnesota	W, 34-31
Oct. 28	at Wisconsin	L, 14-45
Nov. 4	Michigan	W, 28-25
Nov. 11	at Indiana	W, 31-13
Nov. 25	Penn State	L, 20-24
Dec. 29	vs. LSU (Independence Bowl)	L, 26-45

1996 - MICHIGAN STATE (6-6, 5-3 Big 10)

Date	Opponent	Score
Aug. 31	Purdue	W, 52-14
Sept. 7	at Nebraska	L, 14-55
Sept. 21	Louisville	L, 20-30
Sept. 28	Eastern Michigan	W, 47-0
Oct. 5	at Iowa	L, 30-37
Oct. 12	Illinois (HC)	W, 42-14
Oct. 19	at Minnesota	W, 27-9
Oct. 26	Wisconsin	W, 30-13
Nov. 2	at Michigan	L, 29-45
Nov. 9	Indiana	W, 38-15
Nov. 23	at Penn State	L, 29-32
Dec. 31	vs. Stanford (Sun Bowl)	L, 0-38

1997 - MICHIGAN STATE (7-5, 4-4)

Date	Opponent	Score
Sept. 6	Western Michigan	W, 42-10
Sept. 13	Memphis	W, 51-21
Sept. 20	at Notre Dame	W, 23-7
Oct. 4	Minnesota (HC)	W, 31-10
Oct. 11	at Indiana	W, 38-6
Oct. 18	at Northwestern	L, 17-19
Oct. 25	Michigan	L, 7-23
Nov. 1	Ohio State	L, 13-37
Nov. 8	at Purdue	L, 21-22
Nov. 22	at Illinois	W, 27-17
Nov. 29	Penn State	W, 49-14
Dec. 25	vs. Washington (Aloha Bowl)	L, 23-51

1998 - MICHIGAN STATE (6-6, 4-4 Big 10)

Date	Opponent	Score
Aug. 29	Colorado State	L, 16-23
Sept. 5	at Oregon	L, 14-48
Sept. 12	Notre Dame	W, 45-23
Sept. 26	at Michigan	L, 17-29
Oct. 3	Central Michigan	W, 38-7
Oct. 10	Indiana (HC) (2 OT)	W, 38-31
Oct. 24	at Minnesota	L, 18-19
Oct. 31	Northwestern	W, 29-5
Nov. 7	at Ohio State	W, 28-24
Nov. 14	Purdue	L, 24-25
Nov. 21	Illinois	W, 41-9
Nov. 28	at Penn State	L, 28-51

1999 - MICHIGAN STATE (9-2, 6-2 Big 10)

Date	Opponent	Score
Sept. 2	Oregon	W, 27-20
Sept. 11	Eastern Michigan	W, 51-7
Sept. 18	at Notre Dame	W, 23-13
Sept. 25	at Illinois	W, 27-10
Oct. 2	Iowa (HC)	W, 49-3
Oct. 9	Michigan	W, 34-31
Oct. 16	at Purdue	L, 28-52
Oct. 30	at Wisconsin	L, 10-40
Nov. 6	Ohio State	W, 23-7
Nov. 13	at Northwestern	W, 34-0
Nov. 20	Penn State	W, 35-28

2000 - LSU (8-4, 5-3 SEC)

Date	Opponent	Score
Sept. 2	Western Carolina	W, 58-0
Sept. 9	Houston	W, 28-13
Sept. 16	at Auburn	L, 17-34
Sept. 23	UAB (HC)	L, 10-13
Sept. 30	Tennessee (OT)	W, 38-31
Oct. 7	at Florida	L, 9-41
Oct. 14	Kentucky	W, 34-0
Oct. 21	Mississippi State (OT)	W, 45-38
Nov. 4	Alabama	W, 30-28
Nov. 11	at Ole Miss	W, 20-9
Nov. 24	at Arkansas	L, 3-14
Dec. 29	vs. Georgia Tech (Peach Bowl)	W, 28-14

2001 - LSU (10-3, 5-3 SEC)

Date	Opponent	Score
Sept. 1	Tulane	W, 48-17
Sept. 8	Utah State	W, 31-14
Sept. 29	at Tennessee	L, 18-26
Oct. 6	Florida	L, 15-44
Oct. 13	at Kentucky	W, 29-25
Oct. 20	at Mississippi State	W, 42-0
Oct. 27	Ole Miss	L, 24-35
Nov. 3	at Alabama	W, 35-21
Nov. 10	Middle Tennessee (HC)	W, 30-14
Nov. 23	Arkansas	W, 41-38
Dec. 1	Auburn	W, 27-14
Dec. 8	vs. Tennessee (SEC Championship)	W, 30-21
Jan. 1	vs. Illinois (Sugar Bowl)	W, 47-34

2002 - LSU (8-5, 5-3 SEC)

Date	Opponent	Score
Sept. 1	at Virginia Tech	L, 8-26
Sept. 7	The Citadel	W, 35-10
Sept. 14	Miami (Ohio)	W, 33-7
Sept. 28	Mississippi State	W, 31-13
Oct. 5	Louisiana-Lafayette (HC)	W, 48-0
Oct. 12	at Florida	W, 36-7
Oct. 19	South Carolina	W, 38-14
Oct. 26	at Auburn	L, 7-32
Nov. 9	at Kentucky	W, 33-30
Nov. 16	Alabama	L, 0-31
Nov. 23	Ole Miss	W, 14-13
Nov. 29	at Arkansas	L, 20-21
Jan. 1	vs. Texas (Cotton Bowl)	L, 20-35

2003 - LSU (13-1, 7-1 SEC)

Date	Opponent	Score
Aug. 30	Louisiana-Monroe	W, 49-7
Sept. 6	at Arizona	W, 59-13
Sept. 13	Western Illinois	W, 35-7
Sept. 20	Georgia	W, 17-10
Sept. 27	at Mississippi State	W, 41-6
Oct. 11	Florida	L, 7-19
Oct. 18	at South Carolina	W, 33-7
Oct. 25	Auburn	W, 31-7
Nov. 1	Louisiana Tech (HC)	W, 49-10
Nov. 15	at Alabama	W, 27-3
Nov. 22	at Ole Miss	W, 17-14
Nov. 29	Arkansas	W, 55-24
Dec. 6	vs. Georgia (SEC Championship)	W, 34-13
Jan. 4	vs. Oklahoma (BCS Championship)	W, 21-14

2004 - LSU (9-3, 6-2 SEC)

Date	Opponent	Score
Sept. 4	Oregon State (OT)	W, 22-21
Sept. 11	Arkansas State	W, 55-3
Sept. 18	at Auburn	L, 9-10
Sept. 25	Mississippi State	W, 55-0
Oct. 2	at Georgia	L, 16-45
Oct. 9	at Florida	W, 24-21
Oct. 23	Troy (HC)	W, 24-20
Oct. 30	Vanderbilt	W, 24-7
Nov. 13	Alabama	W, 26-10
Nov. 20	Ole Miss	W, 27-24
Nov. 26	Arkansas	W, 43-14
Jan. 1	vs. Iowa (Capital One Bowl)	L, 25-30

2007 - ALABAMA (2-6, 1-4 SEC) [7-6, 4-4 SEC]

Date	Opponent	Score
Sept. 1	Western Carolina	%W, 52-6
Sept. 8	at Vanderbilt	%W, 24-10
Sept. 15	Arkansas	%W, 41-38
Sept. 22	Georgia (OT)	L, 23-26
Sept. 29	vs. Florida State (Jacksonville)	L, 14-21
Oct. 6	Houston (HC)	%W, 30-24
Oct. 13	at Ole Miss	%W, 27-24
Oct. 20	Tennessee	W, 41-17
Nov. 3	LSU	L, 34-41
Nov. 10	at Mississippi State	L, 12-17
Nov. 17	Louisiana-Monroe	L, 14-21
Nov. 25	at Auburn	L, 10-17
Dec. 30	vs. Colorado (Independence Bowl)	W, 30-24

% Later vacated by NCAA ruling

2008 - ALABAMA (12-2, 8-0 SEC)

Date	Opponent	Score
Aug. 30	vs. Clemson (Atlanta)	W, 34-10
Sept. 6	Tulane	W, 20-6
Sept. 13	Western Kentucky	W, 41-7
Sept. 20	at Arkansas	W, 49-14
Sept. 27	at Georgia	W, 41-30
Oct. 4	Kentucky	W, 17-14
Oct. 18	Ole Miss	W, 24-20
Oct. 25	at Tennessee	W, 29-9
Nov. 1	Arkansas State (HC)	W, 35-0
Nov. 8	at LSU (OT)	W, 27-21
Nov. 15	Mississippi State	W, 32-7
Nov. 29	Auburn	W, 36-0
Dec. 6	vs. Florida (SEC Championship)	L, 20-31
Jan. 1	vs. Utah (Sugar Bowl)	L, 17-31

2009 - ALABAMA (14-0, 8-0 SEC)

Date	Opponent	Score
Sept. 5	vs. Virginia Tech (Atlanta)	W, 34-24
Sept. 12	Florida International	W, 40-14
Sept. 19	North Texas	W, 53-7
Sept. 26	Arkansas	W, 35-7
Oct. 3	at Kentucky	W, 38-20
Oct. 10	at Ole Miss	W, 22-3
Oct. 17	South Carolina (HC)	W, 20-6
Oct. 24	Tennessee	W, 12-10
Nov. 7	LSU	W, 24-15
Nov. 14	at Mississippi State	W, 31-3
Nov. 21	Chattanooga	W, 45-0
Nov. 27	at Auburn	W, 26-21
Dec. 5	vs. Florida (SEC Championship)	W, 32-13
Jan. 7	vs. Texas (BCS Championship)	W, 37-21

2010 - ALABAMA (10-3, 5-3 SEC)

Date	Opponent	Score
Sept. 4	San Jose State	W, 48-3
Sept. 11	Penn State	W, 24-3
Sept. 18	at Duke	W, 62-13
Sept. 25	at Arkansas	W, 24-20
Oct. 2	Florida	W, 31-6
Oct. 9	at South Carolina	L, 21-35
Oct. 16	Ole Miss (HC)	W, 23-10
Oct. 23	at Tennessee	W, 41-10
Nov. 6	at LSU	L, 21-24
Nov. 13	Mississippi State	W, 30-10
Nov. 18	Georgia State	W, 63-7
Nov. 26	Auburn	L, 27-28
Jan. 1	vs. Michigan State (Capital One Bowl)	W, 49-7

SABAN YEAR-BY-YEAR RESULTS [AT ALABAMA]

2011 - ALABAMA (12-1, 7-1 SEC)

Date	Opponent	Score
Sept. 3	Kent State	W, 48-7
Sept. 10	at Penn State	W, 27-11
Sept. 17	North Texas	W, 41-0
Sept. 24	Arkansas	W, 38-14
Oct. 1	at Florida	W, 38-10
Oct. 8	Vanderbilt	W, 34-0
Oct. 15	at Ole Miss	W, 52-7
Oct. 22	Tennessee	W, 37-6
Nov. 5	LSU (OT)	L, 6-9
Nov. 12	at Mississippi State	W, 24-7
Nov. 19	Georgia Southern	W, 45-21
Nov. 26	at Auburn	W, 42-14
Jan. 9	vs. LSU (BCS Championship)	W, 21-0

2012 - ALABAMA (13-1, 7-1 SEC)

Date	Opponent	Score
Sept. 1	vs. Michigan (Arlington)	W, 41-14
Sept. 8	Western Kentucky	W, 35-0
Sept. 15	at Arkansas	W, 52-0
Sept. 22	Florida Atlantic	W, 40-7
Sept. 29	Ole Miss	W, 33-14
Oct. 13	at Missouri	W, 42-10
Oct. 20	at Tennessee	W, 44-13
Oct. 27	Mississippi State	W, 38-7
Nov. 3	at LSU	W, 21-17
Nov. 10	Texas A&M	L, 24-29
Nov. 17	Western Carolina	W, 49-0
Nov. 24	Auburn	W, 49-0
Dec. 1	vs. Georgia (SEC Championship)	W, 32-28
Jan. 7	vs. Notre Dame (BCS Championship)	W, 42-14

2013 - ALABAMA (11-2, 7-1 SEC)

Date	Opponent	Score
Aug. 31	vs. Virginia Tech (Atlanta)	W, 35-10
Sept. 14	at Texas A&M	W, 49-42
Sept. 21	Colorado State	W, 31-6
Sept. 28	Ole Miss	W, 25-0
Oct. 5	Georgia State	W, 45-3
Oct. 12	at Kentucky	W, 48-7
Oct. 19	Arkansas	W, 52-0
Oct. 26	Tennessee	W, 45-10
Nov. 9	LSU	W, 38-17
Nov. 16	at Mississippi State	W, 20-7
Nov. 23	Chattanooga	W, 49-0
Nov. 30	at Auburn	L, 28-34
Jan. 2	vs. Oklahoma (Sugar Bowl)	L, 31-45

2014 - ALABAMA (12-2, 7-1 SEC)

Date	Opponent	Score
Aug. 30	vs. West Virginia (Atlanta)	W, 33-23
Sept. 6	Florida Atlantic	W, 41-0
Sept. 13	Southern Miss	W, 52-12
Sept. 20	Florida	W, 42-21
Oct. 4	at Ole Miss	L, 17-23
Oct. 11	at Arkansas	W, 14-13
Oct. 18	Texas A&M	W, 59-0
Oct. 25	at Tennessee	W, 34-20
Nov. 8	at LSU (OT)	W, 20-13
Nov. 15	Mississippi State	W, 25-20
Nov. 22	Western Carolina	W, 48-14
Nov. 29	Auburn	W, 55-44
Dec. 6	vs. Missouri (SEC Championship)	W, 42-13
Jan. 1	vs. Ohio State (CFP Semifinal)	L, 35-42

2015 - ALABAMA (14-1, 7-1 SEC)

Date	Opponent	Score
Sept. 5	vs. Wisconsin (Arlington)	W, 35-17
Sept. 12	Middle Tennessee	W, 37-10
Sept. 19	Ole Miss	L, 37-43
Sept. 26	Louisiana-Monroe	W, 34-0
Oct. 3	at Georgia	W, 38-10
Oct. 10	Arkansas	W, 27-14
Oct. 17	at Texas A&M	W, 41-23
Oct. 24	Tennessee	W, 19-14
Nov. 7	LSU	W, 30-16
Nov. 14	at Mississippi State	W, 31-6
Nov. 21	Charleston Southern	W, 56-6
Nov. 28	at Auburn	W, 29-13
Dec. 5	vs. Florida (SEC Championship)	W, 29-15
Dec. 31	vs. Michigan State (CFP Semifinal)	W, 38-0
Jan. 11	vs. Clemson (CFP Championship)	W, 45-40

2016 - ALABAMA (14-1, 8-0 SEC)

Date	Opponent	Score
Sept. 3	vs. USC (Arlington)	W, 52-6
Sept. 10	Western Kentucky	W, 38-10
Sept. 17	at Ole Miss	W, 48-43
Sept. 24	Kent State	W, 48-0
Oct. 1	Kentucky	W, 34-6
Oct. 8	at Arkansas	W, 49-30
Oct. 15	at Tennessee	W, 49-10
Oct. 22	Texas A&M	W, 33-14
Nov. 5	at LSU	W, 10-0
Nov. 12	Mississippi State	W, 51-3
Nov. 19	Chattanooga	W, 31-3
Nov. 26	Auburn	W, 30-12
Dec. 3	vs. Florida (SEC Championship)	W, 54-16
Dec. 31	vs. Washington (CFP Semifinal)	W, 24-7
Jan. 9	vs. Clemson (CFP Championship)	L, 31-35

2017 - ALABAMA (13-1, 7-1 SEC)

Date	Opponent	Score
Sept. 2	vs. Florida State (Atlanta)	W, 24-7
Sept. 9	Fresno State	W, 41-10
Sept. 16	Colorado State	W, 41-23
Sept. 23	at Vanderbilt	W, 59-0
Sept. 30	Ole Miss	W, 66-3
Oct. 7	at Texas A&M	W, 27-19
Oct. 14	Arkansas	W, 41-9
Oct. 21	Tennessee	W, 45-7
Nov. 4	LSU	W, 24-10
Nov. 11	at Mississippi State	W, 31-24
Nov. 18	Mercer	W, 56-0
Nov. 25	at Auburn	L, 14-26
Jan. 1	vs. Clemson (CFP Semifinal)	W, 24-6
Jan. 8	vs. Georgia (CFP Championship) (OT)	W, 26-23

2018 - ALABAMA (14-1, 8-0 SEC)

Date	Opponent	Score
Sept. 1	vs. Louisville (Orlando)	W, 51-14
Sept. 8	Arkansas State	W, 57-7
Sept. 15	at Ole Miss	W, 62-7
Sept. 22	Texas A&M	W, 45-23
Sept. 29	Louisiana	W, 56-14
Oct. 6	at Arkansas	W, 65-31
Oct. 13	Missouri (HC)	W, 39-10
Oct. 20	at Tennessee	W, 58-21
Nov. 3	at LSU	W, 29-0
Nov. 10	Mississippi State	W, 24-0
Nov. 17	The Citadel	W, 50-17
Nov. 24	Auburn	W, 52-21
Dec. 1	vs. Georgia (SEC Championship)	W, 35-28
Dec. 29	vs. Oklahoma (CFP Semifinal)	W, 45-34
Jan. 7	vs. Clemson (CFP Championship)	L, 16-44

2019 - ALABAMA (11-2, 6-2 SEC)

Date	Opponent	Score
Aug. 31	vs. Duke (Atlanta)	W, 42-3
Sept. 7	New Mexico State	W, 62-10
Sept. 14	at South Carolina	W, 47-23
Sept. 21	Southern Miss	W, 49-7
Sept. 28	Ole Miss	W, 59-31
Oct. 12	at Texas A&M	W, 47-28
Oct. 19	Tennessee	W, 35-13
Oct. 26	Arkansas	W, 48-7
Nov. 9	LSU	L, 41-46
Nov. 16	at Mississippi State	W, 38-7
Nov. 23	Western Carolina	W, 66-3
Nov. 30	at Auburn	L, 45-48
Jan. 1	vs. Michigan	W, 35-16

2020 - ALABAMA (13-0, 10-0 SEC)

Date	Opponent	Score
Sept. 26	at Missouri	W, 38-19
Oct. 3	Texas A&M	W, 52-24
Oct. 10	at Ole Miss	W, 63-48
Oct. 17	Georgia	W, 41-24
Oct. 24	at Tennessee	W, 48-17
Oct. 31	Mississippi State	W, 41-0
Nov. 21	Kentucky	W, 63-3
Nov. 28	Auburn	W, 42-13
Dec. 5	at LSU	W, 55-17
Dec. 12	at Arkansas	W, 52-3
Dec. 19	vs. Florida (SEC Championship)	W, 52-46
Jan. 1	vs. Notre Dame (CFP Semifinal)	W, 31-14
Jan. 11	vs. Ohio State (CFP Championship)	W, 52-24

2021 - ALABAMA (13-2, 7-1 SEC)

Date	Opponent	Score
Sept. 4	vs. Miami (Atlanta)	W, 44-13
Sept. 11	Mercer	W, 48-14
Sept. 18	at Florida	W, 31-29
Sept. 25	Southern Miss	W, 63-14
Oct. 2	Ole Miss	W, 42-21
Oct. 9	at Texas A&M	L, 38-41
Oct. 16	at Mississippi State	W, 49-9
Oct. 23	Tennessee	W, 52-24
Nov. 6	LSU	W, 20-14
Nov. 13	New Mexico State	W, 59-3
Nov. 20	Arkansas	W, 42-35
Nov. 27	Auburn (4 OT)	W, 24-22
Dec. 4	vs. Georgia (SEC Championship)	W, 41-24
Dec. 31	vs. Cincinnati (CFP Semifinal)	W, 27-6
Jan. 10	vs. Georgia (CFP Championship)	L, 18-33

2022 - ALABAMA (11-2, 6-2 SEC)

Date	Opponent	Score
Sept. 3	Utah State	W, 55-0
Sept. 10	at Texas	W, 20-19
Sept. 17	ULM	W, 63-7
Sept. 24	Vanderbilt	W, 55-3
Oct. 1	at Arkansas	W, 49-26
Oct. 8	Texas A&M	W, 24-20
Oct. 15	at Tennessee	L, 49-52
Oct. 22	Mississippi State	W, 30-6
Nov. 5	at LSU (OT)	L, 31-32
Nov. 12	at Ole Miss	W, 30-24
Nov. 19	Austin Peay	W, 34-0
Nov. 26	Auburn	W, 49-27
Dec. 31	vs. Kansas State	W, 45-20

2023 - ALABAMA (12-1, 8-0 SEC)

Date	Opponent	Score
Sept. 2	Middle Tennessee	W, 56-7
Sept. 9	Texas	L, 24-34
Sept. 16	at USF	W, 17-3
Sept. 23	Ole Miss	W, 24-10
Sept. 30	at Mississippi State	W, 40-17
Oct. 7	at Texas A&M	W, 26-20
Oct. 14	Arkansas	W, 24-21
Oct. 21	Tennessee	W, 34-20
Nov. 4	LSU	W, 42-28
Nov. 11	at Kentucky	W, 49-21
Nov. 18	Chattanooga	W, 66-10
Nov. 25	at Auburn	W, 27-24
Dec. 2	vs. Georgia (SEC Championship)	W, 27-24

THE LAST TIME IT HAPPENED

INDIVIDUAL

Kickoff Returned for a Touchdown	Alabama:	Jameson Williams vs. Southern Miss in Tuscaloosa, Sept. 25, 2021 (100 yards) Jameson Williams vs. Southern Miss in Tuscaloosa, Sept. 25, 2021 (83 yards)
	Opponent:	Devon Achane, Texas A&M in Bryan-College Station, Oct. 9, 2021 (96 yards)
Punt Returned for a Touchdown	Alabama:	Caleb Downs vs. Chattanooga in Tuscaloosa, Nov. 18, 2023 (85 yards)
	Opponent:	Antonio Callaway, Florida in Atlanta, Dec. 5, 2015 (85 yards)
Interception Returned for a Touchdown	Alabama:	Chris Braswell vs. Mississippi State in Starkville, Sept. 30, 2023 (28 yards)
	Opponent:	Kelee Ringo, Georgia in Indianapolis, Jan. 10, 2022 (79 yards)
Fumble Return/Recovery for a Touchdown	Alabama:	Jihaad Campbell vs. Tennessee in Tuscaloosa, Oct. 21, 2023 (24 yards)
	Opponent:	John Youngblood, Ole Miss in Oxford, Sept. 17, 2016 (44 yards)
Blocked Punt Returned for a Touchdown	Alabama:	Ja'Corey Brooks (blk)/Malachi Moore (ret) vs. ULM in Tuscaloosa, Sept. 17, 2022 (3 yards)
	Opponent:	Thomas Davis, Georgia in Athens, Oct. 4, 2003 (7 yards)
Blocked Field Goal Returned for a Touchdown	Alabama:	Dont'a Hightower (blk)/Dre Kirkpatrick (ret) vs. Ga. Southern in Tuscaloosa, Nov. 19, 2011 (55 yards)
	Opponent:	Cornelius Washington (blk)/Alec Ogletree (ret), Georgia in Atlanta, Dec. 1, 2012 (55 yards)
Blocked PAT for Two-Point Conversion	Alabama:	Kenny Smith, Kecalp Bailey vs. East Carolina in Tuscaloosa, Oct. 17, 1998
	Opponent:	Jabari Zuniga (blk)/David Reese (ret), Florida in Atlanta, Dec. 3, 2016
Blocked Punt	Alabama:	Ja'Corey Brooks vs. Ole Miss in Tuscaloosa, Sept. 23, 2023
	Opponent:	Ike Larsen, Utah State in Tuscaloosa, Sept. 3, 2022
Blocked PAT	Alabama:	Xavier McKinney vs. LSU in Tuscaloosa, Nov. 9, 2019
	Opponent:	Jayden Peevy, Texas A&M in Bryan-College Station, Oct. 12, 2019
Blocked Field Goal	Alabama:	Chris Braswell vs. Texas A&M in Bryan-College Station, Oct. 7, 2023
	Opponent:	Jalen Carter, Georgia in Indianapolis, Jan. 10, 2022
300-399 Yards Total Offense	Alabama:	366, Jalen Milroe vs. Auburn in Auburn, Nov. 25, 2023 (259 passing, 107 rushing)
	Opponent:	382, Jayden Daniels, LSU in Tuscaloosa, Nov. 4, 2023 (219 passing, 163 rushing)
400+ Yards Total Offense	Alabama:	451, Bryce Young vs. Tennessee in Knoxville, Oct. 15, 2022 (455 passing, -4 rushing)
	Opponent:	441, Hendon Hooker, Tennessee in Knoxville, Oct. 15, 2022 (385 passing, 56 rushing)
100 Yards Rushing	Alabama:	107, Jalen Milroe vs. Auburn in Auburn, Nov. 25, 2023
	Opponent:	104, Gino Appleberry, Chattanooga in Tuscaloosa, Nov. 18, 2023
200 Yards Rushing	Alabama:	206, Jahmyr Gibbs vs. Arkansas in Fayetteville, Oct. 1, 2022
	Opponent:	230, Ezekiel Elliott, Ohio State in New Orleans, Jan. 1, 2015
250 Yards Rushing	Alabama:	271, Derrick Henry vs. Auburn in Auburn, Nov. 28, 2015
	Opponent:	256, Bo Jackson, Auburn in Birmingham, Dec. 3, 1983
300 Yards Rushing	Alabama:	Has not occurred
	Opponent:	Has not occurred
Three Rushing Touchdowns	Alabama:	Jalen Milroe vs. Kentucky in Lexington, Nov. 11, 2023
	Opponent:	Clyde Edwards-Helaire, LSU in Tuscaloosa, Nov. 9, 2019
Four Rushing Touchdowns	Alabama:	Jalen Milroe vs. LSU in Tuscaloosa, Nov. 4, 2023
	Opponent:	N/A
Five Rushing Touchdowns	Alabama:	Najee Harris vs. Ole Miss in Oxford, Oct. 10, 2020
	Opponent:	N/A
Two 100-Yard Rushers	Alabama:	Jalen Hurts (132); Bo Scarbrough (109) vs. Tennessee in Knoxville, Oct. 15, 2016
	Opponent:	Jarquez Hunter (134); Robby Ashford (121), Auburn in Tuscaloosa, Nov. 26, 2022
Three or More 100-Yard Rushers	Alabama:	J. Taylor (142); W. Jackson (138); C. Culliver (127); R. Todd (102) vs. Va. Tech in Tuscaloosa, Oct. 27, 1973
	Opponent:	Has not occurred

THE LAST TIME IT HAPPENED

300-399 Yards Passing	Alabama:	321, Jalen Milroe vs. Texas A&M in Bryan-College Station, Oct. 7, 2023
	Opponent:	349, Quinn Ewers, Texas in Tuscaloosa, Sept. 9, 2023
400-499 Yards Passing	Alabama:	455, Bryce Young vs. Tennessee in Knoxville, Oct. 15, 2022
	Opponent:	408, Kyle Trask, Florida in Atlanta, Dec. 19, 2020
500-599 Yards Passing	Alabama:	559, Bryce Young vs. Arkansas in Tuscaloosa, Nov. 20, 2021
	Opponent:	528, Rohan Davey, LSU in Tuscaloosa, Nov. 3, 2001
Three Passing Touchdowns	Alabama:	Jalen Milroe vs. Chattanooga in Tuscaloosa, Nov. 18, 2023
	Opponent:	Quinn Ewers, Texas in Tuscaloosa, Sept. 9, 2023
Four Passing Touchdowns	Alabama:	Bryce Young vs. Vanderbilt in Tuscaloosa, Sept. 24, 2022
	Opponent:	Deshaun Watson, Clemson in Glendale, Jan. 11, 2016
Five Passing Touchdowns	Alabama:	Bryce Young vs. Kansas State in New Orleans, Dec. 31, 2022
	Opponent:	Hendon Hooker, Tennessee in Knoxville, Oct. 15, 2022
Six Passing Touchdowns	Alabama:	Tua Tagovailoa vs. Ole Miss in Tuscaloosa, Sept. 28, 2019
	Opponent:	Danny Wuerffel, Florida in Atlanta, Dec. 7, 1996
Three Interceptions Thrown	Alabama:	Blake Sims vs. Ohio State in New Orleans, Jan. 1, 2015
	Opponent:	Will Rogers III, Mississippi State in Starkville, Sept. 30, 2023
Four Interceptions Thrown	Alabama:	Andrew Zow vs. Central Florida in Tuscaloosa, Oct. 28, 2000
	Opponent:	Drew Little, Georgia State in Tuscaloosa, Nov. 18, 2010
Five Interceptions Thrown	Alabama:	Jeff Rutledge vs. Nebraska in Lincoln, Sept. 17, 1977
	Opponent:	Kent Austin, Ole Miss in Tuscaloosa, Sept. 17, 1983
10 or More Receptions in a Game	Alabama:	13, John Metchie III vs. Auburn in Auburn, Nov. 27, 2021
	Opponent:	10, Malik Nabers, LSU in Tuscaloosa, Nov. 4, 2023
100-199 Yards Receiving	Alabama:	107, Jermaine Burton vs. Auburn in Auburn, Nov. 25, 2023
	Opponent:	171, Malik Nabers, LSU in Tuscaloosa, Nov. 4, 2023
200-299 Yards Receiving	Alabama:	215, DeVonta Smith vs. Ohio State in Miami Gardens, Jan. 11, 2021
	Opponent:	207, Jalin Hyatt, Tennessee in Knoxville, Oct. 15, 2022
Two 100-Yard Receivers	Alabama:	190, Jameson Williams; 173 John Metchie III vs. Arkansas in Tuscaloosa, Nov. 20, 2021
	Opponent:	153, Kadarius Toney; 129, Kyle Pitts, Florida in Atlanta, Dec. 19, 2020
Four or More Field Goals in a Game	Alabama:	4, Will Reichard vs. Mississippi State in Starkville, Sept. 30, 2023
	Opponent:	4, Bert Auburn, Texas in Austin, Sept. 10, 2022
50-Yard or Longer Field Goal	Alabama:	50, Will Reichard vs. Chattanooga in Tuscaloosa, Nov. 18, 2023
	Opponent:	55, Cam Little, Arkansas in Tuscaloosa, Oct. 14, 2023
Two Interceptions in a Game	Alabama:	Terrion Arnold vs. Auburn in Auburn, Nov. 25, 2023
	Opponent:	Daniel Thomas, Auburn in Tuscaloosa, Nov. 26, 2016
Three Interceptions in a Game	Alabama:	Minkah Fitzpatrick vs. Arkansas in Fayetteville, Oct. 8, 2016
	Opponent:	Has not occurred
Three Quarterback Sacks in a Game	Alabama:	Christian Harris vs. Georgia in Indianapolis, Jan. 10, 2022
	Opponent:	(3.5) Landon Jackson, Arkansas in Tuscaloosa, Oct. 14, 2023
Four Quarterback Sacks in a Game	Alabama:	Will Anderson Jr. vs. Mississippi State in Starkville, Oct. 16, 2021
	Opponent:	Has not occurred
Five Quarterback Sacks in a Game	Alabama:	Derrick Thomas vs. Texas A&M in Bryan-College Station, Dec. 1, 1988
	Opponent:	Has not occurred

THE LAST TIME IT HAPPENED

TEAM

Shutout (Defensive)	Alabama: vs. Austin Peay (34-0) in Tuscaloosa, Nov. 19, 2022 Opponent: Auburn (9-0) in Tuscaloosa, Nov. 18, 2000
Safety	Alabama: vs. Texas A&M in Bryan-College Station, Oct. 7, 2023 (Justin Eboigbe sack) Opponent: at Texas A&M in Bryan-College Station, Oct. 7, 2017 (blocked punt out of back of end zone)
Held to No Offensive Touchdowns	Alabama: vs. LSU in Tuscaloosa, Nov. 5, 2011 Opponent: USF in Tampa, Sept. 16, 2023
30 First Downs in a Game	Alabama: 32 vs. Tennessee in Knoxville, Oct. 15, 2022 Opponent: 30 by Georgia in Atlanta, Dec. 4, 2021
Held Under 10 First Downs	Alabama: 8 vs. LSU in Baton Rouge, Nov. 13, 2004 Opponent: 9 by Vanderbilt in Tuscaloosa, Sept. 24, 2022
450-499 Yards Total Offense	Alabama: 451 vs. Auburn in Auburn, Nov. 25, 2023 (259 passing, 192 rushing) Opponent: 478 by LSU in Tuscaloosa, Nov. 4, 2023 (272 passing, 206 rushing)
500-599 Yards Total Offense	Alabama: 574 vs. Chattanooga in Tuscaloosa, Nov. 18, 2023 (259 passing, 315 rushing) Opponent: 567 by Tennessee in Knoxville, Oct. 15, 2022 (385 passing, 182 rushing)
600-699 Yards Total Offense	Alabama: 628 vs. Vanderbilt in Tuscaloosa, Sept. 24, 2022 (400 passing, 228 rushing) Opponent: 647 by Ole Miss in Oxford, Oct. 10, 2020 (379 passing, 268 rushing)
700+ Yards Total Offense	Alabama: 723 vs. Ole Miss in Oxford, Oct. 10, 2020 (417 passing, 306 rushing) Opponent: Has not occurred
800+ Yards Total Offense	Alabama: 833 vs. Virginia Tech in Tuscaloosa, Oct. 27, 1973 (748 rushing, 85 passing) Opponent: Has not occurred
Held Under 200 Yards Total Offense in a Game	Alabama: 172 vs. Tulane in Tuscaloosa, Sept. 13, 2008 (73 passing, 99 rushing) Opponent: 129 by Vanderbilt in Tuscaloosa, Sept. 24, 2022 (115 passing, 14 rushing)
300+ Yards Rushing in a Game	Alabama: 315 vs. Chattanooga in Tuscaloosa, Nov. 18, 2023 Opponent: 318 by Auburn in Tuscaloosa, Nov. 26, 2022
400+ Yards Rushing in a Game	Alabama: 409 vs. Tennessee in Knoxville, Oct. 15, 2016 Opponent: 485 by USC in Birmingham, Sept. 12, 1970
450+ Yards Rushing in a Game	Alabama: 496 vs. Vanderbilt in Nashville, Sept. 23, 2017 Opponent: 485 by USC in Birmingham, Sept. 12, 1970
500+ Yards Rushing in a Game	Alabama: 514 vs. Mississippi State in Starkville, Nov. 1, 1986 Opponent: Has not occurred
600+ Yards Rushing in a Game	Alabama: 748 vs. Virginia Tech in Tuscaloosa, Oct. 27, 1973 Opponent: Has not occurred
700+ Yard Rushing in a Game	Alabama: 748 vs. Virginia Tech in Tuscaloosa, Oct. 27, 1973 Opponent: Has not occurred
Held Under 100 Yards Rushing in a Game	Alabama: 23 vs. Texas A&M in Bryan-College Station, Oct. 7, 2023 Opponent: 78 by Georgia in Atlanta, Dec. 2, 2023
Negative Yards Rushing in a Game	Alabama: Has not occurred Opponent: -1 by Mississippi State in Starkville, Oct. 16, 2021
300-399 Yards Passing	Alabama: 321 vs. Texas A&M in Bryan-College Station, Oct. 7, 2023 Opponent: 349 by Texas in Tuscaloosa, Sept. 9, 2023
400-499 Yards Passing	Alabama: 455 vs. Tennessee in Knoxville, Oct. 15, 2022 Opponent: 408 by Florida in Atlanta, Dec. 19, 2020

THE LAST TIME IT HAPPENED

500 Yards Passing	Alabama: 559 vs. Arkansas in Tuscaloosa, Nov. 20, 2021 Opponent: 528 by LSU in Tuscaloosa, Nov. 3, 2001
Held Under 100 Yards Passing	Alabama: 57 vs. Washington in Atlanta, Dec. 31, 2016 Opponent: 93 by Auburn in Auburn, Nov. 25, 2023
200 Yards in Punt Returns	Alabama: 262 vs. ULM in Tuscaloosa, Sept. 17, 2022 Opponent: Has not occurred
200 Yards in Kickoff Returns	Alabama: 250 vs. Boston College in Birmingham, Sept. 8, 1984 Opponent: 243 (8) by Virginia Tech in Atlanta, Sept. 5, 2009
Scored 50-59 Points in a Game	Alabama: 56 vs. Middle Tennessee in Tuscaloosa, Sept. 2, 2023 Opponent: 52 by Tennessee in Knoxville, Oct. 15, 2022
Scored 60-69 Points in a Game	Alabama: 66 vs. Chattanooga in Tuscaloosa, Nov. 18, 2023 Opponent: Has not occurred
Scored 70-79 Points in a Game	Alabama: 77 vs. Virginia Tech in Tuscaloosa, Oct. 27, 1973 Opponent: 78 by Vanderbilt in Nashville, Oct. 20, 1906
Scored 80-89 Points in a Game	Alabama: 89 vs. Delta State in Tuscaloosa, Sept. 21, 1950 Opponent: Has not occurred
Scored 90 or More Points in a Game	Alabama: 110 vs. Marion Institute in Tuscaloosa, Sept. 30, 1922 Opponent: Has not occurred
Four Interceptions Thrown in a Game	Alabama: vs. Kent State in Tuscaloosa, Sept. 3, 2011 (AJ McCarron, 2; Phillip Sims, 2) Opponent: by Western Carolina in Tuscaloosa, Nov. 23, 2019 (Tyrie Adams 4)
Five Interceptions Thrown in a Game	Alabama: vs. Penn State in Tuscaloosa, Oct. 29, 1990 (Gary Hollingsworth, 4; Danny Woodson, 1) Opponent: by Ole Miss in Tuscaloosa, Sept. 17, 1983 (Kent Austin, 5)
Five or More Quarterback Sacks in a Game	Alabama: 5.0 vs. Texas A&M in Bryan-College Station, Oct. 7, 2023 Opponent: 5.0 by Arkansas in Tuscaloosa, Oct. 14, 2023
Five or More Fumbles	Alabama: 7 vs. South Carolina in Columbia, Sept. 29, 2001 (lost two) Opponent: 5 by Florida in Atlanta, Dec. 19, 2020 (lost two)
40 Minutes Time of Possession	Alabama: 40:26 vs. Tennessee in Tuscaloosa, Oct. 23, 2021 Opponent: N/A
Five Turnovers	Alabama: vs. Ole Miss in Tuscaloosa, Sept. 19, 2015 (3 INT, 2 FUM) Opponent: by Western Carolina in Tuscaloosa, Nov. 23, 2019 (4 INT, 1 FUM)
Six Turnovers	Alabama: vs. Arkansas in Tuscaloosa, Sept. 25, 1999 Opponent: by Tennessee in Knoxville, Oct. 26, 2002
Penalized for 100 Yards	Alabama: 102 vs. Auburn in Tuscaloosa, Nov. 26, 2022 Opponent: 100 by Mississippi State in Tuscaloosa, Oct. 22, 2022
Penalized for Less Than 20 Yards	Alabama: 5 yards vs. Tennessee in Tuscaloosa, Oct. 21, 2023 Opponent: 19 by Kentucky in Lexington, Nov. 11, 2023
15 or More Penalties	Alabama: 17 vs. Tennessee in Knoxville, Oct. 15, 2022 Opponent: 15 by Mississippi State in Starkville, Nov. 11, 2000
Recovered Onside Kick	Alabama: vs. Clemson in Glendale, Jan. 11, 2016 (Adam Griffith kick/Marlon Humphrey recovery) Opponent: by Arkansas in Fayetteville, Oct. 1, 2022
Two-Point Conversion	Alabama: vs. Ole Miss in Tuscaloosa, Sept. 23, 2023 (Ty Simpson rush) Opponent: by Arkansas in Tuscaloosa, Oct. 14, 2023

CRIMSON TIDE SPORTS NETWORK

The multimedia rights holder for The University of Alabama is Crimson Tide Sports Marketing. CTSM is a joint venture of Learfield Communications of Jefferson City, Mo., and IMG College, based in Winston Salem, N.C. Jim Carabin serves as the network's general manager. CTSM may be reached by calling (205) 348-9600.

Alabama Football on Radio and TV

Live Radio: Crimson Tide Sports Network
 CTSN on SiriusXM: 82

Live TV: ESPN
 Chris Fowler, Kirk Herbstreit, Laura Rutledge, Holly Rowe

CTSN Media Services

Monday, Jan. 1	1 p.m. (CT)	Crimson Tide Pregame Show presented by Beatbox Join Roger Hoover live from the press box at Rose Bowl Stadium with Cory Reamer and Christian Miller
	2 p.m.	Conecuh Sausage Crimson Tide Tailgate Show Roger Hoover and Tyler Watts preview today's game
	3 p.m.	Nick Saban Interview Chris Stewart chats with Alabama head coach Nick Saban about today's game
	3:10 p.m.	Everwood Countdown to Kickoff Join Chris Stewart, Tyler Watts and Roger Hoover live from Rose Bowl Stadium
	4 p.m.	Kickoff Chris Stewart with the play-by-play, Tyler Watts with color commentary and Roger Hoover from the sidelines
	7 p.m.	Regions Bank 5th Quarter Show Roger Hoover and Tyler Watts with game stats and analysis along with the Nick Saban press conference and player interviews
	8 p.m.	Everwood Crimson Tide Postgame Party Roger Hoover live from Rose Bowl Stadium with Cory Reamer for more postgame reports and analysis

CTSN RADIO AFFILIATES

Anniston	WHMA-FM 95.3
Arab	WAFN-FM 92.7
Ashland	WCKF-FM 100.7
Atlanta, Ga.	WMLB-AM 1690
Birmingham	WBHJ-HD2 95.7
Birmingham	WBPT-FM 106.9
Birmingham	WENN-AM 1320
Brewton	WKNU-FM 106.3
Centre	WEIS-FM 100.5
Centre	WEIS-AM 990
Chattanooga, Tenn.	WUUC-FM 97.3
Chattanooga, Tenn.	WUUC-FM 99.3
Columbia, Tenn.	WKOM-FM 101.7
Columbus, Ga.	WIOL-FM 95.7
Cookeville, Tenn.	WUCT-FM 94.1
Cookeville, Tenn.	WUCT-AM 1600
Corinth, Miss.	WADI-FM 95.3
Cowan, Tenn.	WZYX-FM 94.5
Cowan, Tenn.	WZYX-FM 95.3
Cowan, Tenn.	WZYX-AM 1440
Cullman	WFMH-AM 1340
Decatur	WAFN-AM 1310
Dothan	WBBK-FM 93.1
Fayette	WLDX-FM 97.1
Fayette	WLDX-AM 990
Fayetteville, Tenn.	WEKR-FM 98.5
Fayetteville, Tenn.	WEKR-AM 1240
Florence	WYTK-FM 93.9
Fort Walton Beach, Fla.	WTKE-FM 103.3
Gadsden	WAAX-FM 101.9
Gadsden	WAAX-AM 570
Georgiana/Greenville	WFXX-FM 107.7
Haleyville	WWWH-FM 92.7
Hartsville, Tenn.	WTNK-FM 93.5
Hartsville, Tenn.	WTNK-AM 1090
Hattiesburg, Miss.	WFOR-FM 92.7
Hattiesburg, Miss.	WFOR-AM 1400
Huntsville	WZZN-FM 97.7
Jackson, Miss.	WJOS-FM 106.3
Jackson, Miss.	WJOS-AM 1400
Jasper	WJLX-FM 101.5
Jasper	WJLX-AM 1240
Lawrenceburg, Tenn.	WDXE-AM 1370
Linden/Demopolis	WINL-FM 98.5
Meridian, Miss.	WALT-FM 102.1
Mobile	WZEW-FM 92.1
Monroeville	WMFC-FM 99.3
Montgomery	WXFX-FM 95.1
Opelika/Auburn	WZMG-AM 910
Panama City Beach, Fla.	WBPC-FM 95.1
Pensacola, Fla.	WPNN-FM 103.7
Pensacola, Fla.	WPNN-AM 790
Port Saint Joe, Fla.	WFCT-FM 105.5
Priceville	WAFN-FM 104.9
Russellville	WGOL-FM 100.7
Russellville	WGOL-AM 920
Scottsboro	WKEA-FM 98.3
Selma	WDXX-FM 100.1
Spartanburg, S.C.	WASC-AM 1530
Sylacauga	WFEB-FM 100.9
Sylacauga	WFEB-AM 1340
Tallassee	WTLS-FM 94.7
Tallassee	WTLS-FM 106.9
Tallassee	WTLS-AM 1300
Tuscaloosa	WFFN-FM 95.3
Tuscaloosa	WTUG-HD2 92.9
Tuscaloosa	WTID-FM 100.9
Vernon	WJEC-FM 106.5
West Point, Ga.	WCJM-FM 100.9
West Point, Ga.	WPCH-AM 1310
Winfield	WKXM-FM 97.7

2023 ALABAMA ROSTER

NUMERICAL ROSTER		No.	Name	Pos.	Class	Ht.	Wt.	Exp.	Hometown/Last School	
1	Kool-Aid McKinstry	DB	13	Cole Adams	WR	Fr.	5-10	186	HS	Owasso, Okla./Owasso
2	Caleb Downs	DB	35	Jeremiah Alexander	LB	R-Fr.	6-2	249	RS	Alabaster, Ala./Thompson
2	Jase McClellan	RB	73	Olaus Alinen	OL	Fr.	6-6	326	HS	Pori, Finland/The Loomis Chaffee School (Conn.)
3	Terrion Arnold	DB	9	Trey Amos	DB	Sr.	6-1	197	TR	New Iberia, La./Catholic-New Iberia/Louisiana
3	Jermaine Burton	WR	3	Terrion Arnold	DB	R-So.	6-0	196	1L	Tallahassee, Fla./John Paul II Catholic
4	Jalen Milroe	QB	51	Noland Asberry	LB	So.	6-1	190	WO	Mobile, Ala./Davidson
4	Kristian Story	DB	56	JD Baird	LB	So.	5-8	190	SQ	Tuscaloosa, Ala./American Christian Academy
5	Roydell Williams	RB	98	Upton Bellenfant	PK	So.	6-2	175	SQ	Murfreesboro, Tenn./Stewarts Creek
6	Jaylen Key	DB	27	Jonathan Bennett	RB	Sr.	5-10	180	SQ	Birmingham, Ala./Oak Mountain
6	Kobe Prentice	WR	11	Malik Benson	WR	Jr.	6-1	195	TR	Lansing, Kan./Lansing/Hutchinson C.C.
8	Tyler Buchner	QB	40	Kendrick Blackshire	LB	Jr.	6-2	233	2L	Duncanville, Texas/Duncanville
8	DeVonta Smith	DB	17	Isaiah Bond	WR	So.	5-11	182	1L	Buford, Ga./Buford
9	Trey Amos	DB	52	Tyler Booker	OL	So.	6-5	352	1L	New Haven, Conn./IMG Academy
10	Eli Holstein	QB	41	Chris Braswell	LB	Sr.	6-3	255	2L	Baltimore, Md./Saint Frances Academy
11	Malik Benson	WR	58	James Brockermeier	OL	R-So.	6-3	285	SQ	Fort Worth, Texas/All Saints Episcopal
12	Antonio Kite	DB	8	Tyler Buchner	QB	R-So.	6-1	215	TR	San Diego, Calif./The Bishop's School/Notre Dame
12	Dylan Loneragan	QB	86	James Burnip	P	R-Jr.	6-6	220	2L	Mount Macedon, Victoria AU/Victoria University, Melbourne
13	Cole Adams	WR	3	Jermaine Burton	WR	Sr.	6-0	194	1L	Calabasas, Calif./Calabasas/Georgia
13	Malachi Moore	DB	48	Prince Butler	DB	So.	6-1	200	SQ	Alexandria, Va./Hayfield
14	Jalen Hale	WR	19	Miguel Camboia	QB	Fr.	6-1	190	HS	Woodstock, Ontario/Mobile Christian School
15	Ty Simpson	QB	30	Jihaad Campbell	LB	So.	6-3	230	1L	Erial, N.J./IMG Academy
15	Dallas Turner	LB	16	Cade Carruth	QB	So.	6-1	195	SQ	Trussville, Ala./Hewitt-Trussville
16	Cade Carruth	QB	52	Braylon Chatman	LB	Fr.	6-0	200	HS	Trussville, Ala./Hewitt-Trussville
16	Will Reichard	PK	42	MJ Chirgwin	WR	So.	6-0	195	SQ	Huntington Beach, Calif./Huntington Beach
17	Isaiah Bond	WR	35	Zarian Courtney	WR	Sr.	6-2	183	SQ	Arlington, Texas/Timberview/Texas Col./Kilgore J.C./Okla. Baptist
17	Trezmen Marshall	LB	71	Darrian Dalcourt	OL	Gr.	6-3	320	4L	Havre de Grace, Md./Saint Frances Academy
18	Bray Hubbard	DB	46	Chase Davis	DB	So.	6-1	182	SQ	Tuscaloosa, Ala./Paul W. Bryant
18	Shazz Preston	WR	36	Sawyer Deerman	WR	Fr.	5-10	175	HS	Northport, Ala./Tuscaloosa County
19	Miguel Camboia	QB	81	CJ Dippre	TE	Jr.	6-5	257	TR	Scranton, Pa./Lakeland/Maryland
19	Keanu Koht	LB	2	Caleb Downs	DB	Fr.	6-0	203	HS	Hoschton, Ga./Mill Creek
19	Kendrick Law	WR	92	Justin Eboigbe	DL	R-Sr.	6-5	292	3L	Forest Park, Ga./Forest Park
20	Earl Little II	DB	43	Robert Ellis	TE	Sr.	6-0	220	SQ	Enterprise, Ala./Enterprise
21	Jake Pope	DB	69	Terrence Ferguson II	OL	R-So.	6-4	322	1L	Fort Valley, Ga./Peach
22	Justice Haynes	RB	39	Kaleb Fleming	WR	So.	6-1	205	WO	Macomb Township, Mich./Spain Park
23	Jaren Hamilton	WR	54	Kyle Flood Jr.	LB	Sr.	6-0	212	SQ	Middlesex, N.J./Saint Joseph
24	Emmanuel Henderson Jr.	WR	75	Wilkin Formby	OL	Fr.	6-7	320	HS	Tuscaloosa, Ala./Northridge
25	Jahlil Hurley	DB	46	Peyton Fox	TE	So.	6-4	225	SQ	Pelham, Ala./Briarwood Christian
25	Richard Young	RB	41	JR Gardner	RB	Fr.	5-11	185	HS	Gulf Shores, Ala./Gulf Shores
26	Jam Miller	RB	95	Monkell Goodwine	DL	R-So.	6-4	290	SQ	Upper Marlboro, Md./Rock Creek Christian Academy
27	Jonathan Bennett	RB	14	Jalen Hale	WR	Fr.	6-1	189	HS	Longview, Texas/Longview
27	Tony Mitchell	DB	23	Jaren Hamilton	WR	Fr.	6-1	200	HS	Gainesville, Fla./F.W. Buchholz
28	Justin Jefferson	LB	96	Reed Harradine	PK	Fr.	6-3	185	HS	Birmingham, Ala./Mountain Brook
28	Michael Lorino III	RB	22	Justice Haynes	RB	Fr.	5-11	205	HS	Buford, Ga./Buford
29	Dezz Ricks	DB	24	Emmanuel Henderson Jr.	WR	So.	6-1	185	1L	Hartford, Ala./Geneva County
30	Jihaad Campbell	LB	48	Kneeland Hibbett	SN	Jr.	6-2	245	2L	Florence, Ala./Florence
31	Keon Keeley	LB	66	Baker Hickman	OL	Fr.	6-3	315	HS	Tuscaloosa, Ala./Northridge
31	Conor Talty	PK	94	Edric Hill	DL	Fr.	6-3	294	HS	Kansas City, Mo./North Kansas City
32	Deontae Lawson	LB	63	Wilder Hines	OL	So.	6-2	240	SQ	Birmingham, Ala./Mountain Brook
32	Jay Loper Jr.	WR	10	Eli Holstein	QB	Fr.	6-4	237	HS	Zachary, La./Zachary
33	Hunter Osborne	DL	34	Terrance Howard	DB	Fr.	5-11	180	HS	Missouri City, Texas/Ridge Point
33	Walter Sansing	DB	18	Bray Hubbard	DB	Fr.	6-2	195	HS	Ocean Springs, Miss./Ocean Springs
33	Jack Standeffer	WR	25	Jahlil Hurley	DB	Fr.	6-2	170	HS	Florence, Ala./Florence
34	Terrance Howard	DB	39	Jake Ivie	DB	Fr.	6-0	205	HS	Alabaster, Ala./Thompson
34	Coby McNeal	TE	36	Ian Jackson	LB	R-So.	6-1	235	SQ	Prattville, Ala./Prattville
34	Quandarius Robinson	LB	28	Justin Jefferson	LB	Jr.	6-1	225	TR	Memphis, Tenn./Bartlett/Pearl River C.C.
35	Jeremiah Alexander	LB	31	Keon Keeley	LB	Fr.	6-5	242	HS	Tampa, Fla./Berkeley Prep
35	Zarian Courtney	WR	96	Tim Keenan III	DL	R-So.	6-2	315	SQ	Birmingham, Ala./Ramsay
36	Sawyer Deerman	WR	6	Jaylen Key	DB	Gr.	6-2	210	TR	Quincy, Fla./Amos P. Godby/UAB
36	Ian Jackson	LB	12	Antonio Kite	DB	R-Fr.	6-1	182	RS	Anniston, Ala./Anniston
37	Ty Roper	DB	88	Miles Kitselman	TE	Jr.	6-5	250	1L	Lyndon, Kan./Lyndon/Hutchinson C.C.
37	Sam Willoughby	WR	19	Keanu Koht	LB	R-So.	6-4	232	SQ	Vero Beach, Fla./Vero Beach
38	Alijah May	DB	93	Jah-Marien Latham	DL	R-Jr.	6-3	275	1L	Reform, Ala./Pickens County
39	Kaleb Fleming	WR	65	JC Latham	OL	Jr.	6-6	360	2L	Oak Creek, Wis./IMG Academy
39	Jake Ivie	DB	19	Kendrick Law	WR	So.	5-11	201	1L	Shreveport, La./Captain Shreve
39	Peyton Yates	DB	32	Deontae Lawson	LB	R-So.	6-2	230	1L	Mobile, Ala./Mobile Christian
40	Kendrick Blackshire	LB	87	Danny Lewis Jr.	TE	R-Fr.	6-5	255	RS	New Iberia, La./Westgate
41	Chris Braswell	LB	20	Earl Little II	DB	R-Fr.	6-1	186	RS	Fort Lauderdale, Fla./American Heritage
41	JR Gardner	RB	89	Ty Lockwood	TE	Fr.	6-5	234	HS	Thompson's Station, Tenn./Independence
42	MJ Chirgwin	WR	12	Dylan Loneragan	QB	Fr.	6-2	212	HS	Snellville, Ga./Brookwood

2023 ALABAMA ROSTER

NUMERICAL ROSTER		No.	Name	Pos.	Class	Ht.	Wt.	Exp.	Hometown/Last School	
42	Yhonzae Pierre	LB	32	Jay Loper Jr.	WR	So.	5-11	180	SQ	Daphne, Ala./Bayside Academy
43	Robert Ellis	TE	28	Michael Lorino III	RB	So.	6-0	185	SQ	Birmingham, Ala./Mountain Brook
43	Shawn Murphy	LB	17	Trezmen Marshall	LB	R-Sr.	6-1	236	TR	Homerville, Ga./Clinch County/Georgia
44	Damon Payne Jr.	DL	38	Alijah May	DB	Jr.	5-11	195	SQ	Pinson, Ala./Pinson Valley
44	Charlie Skehan	TE	2	Jase McClellan	RB	Sr.	5-11	212	3L	Aledo, Texas/Aledo
45	Caleb McDougale	DB	45	Caleb McDougale	DB	Sr.	5-11	207	SQ	Muscle Shoals, Ala./Muscle Shoals
45	Robbie Ouzts	TE	1	Kool-Aid McKinstry	DB	Jr.	6-1	195	2L	Birmingham, Ala./Pinson Valley
46	Chase Davis	DB	56	Seth McLaughlin	OL	Sr.	6-4	305	2L	Buford, Ga./Buford
46	Peyton Fox	TE	34	Coby McNeal	TE	R-So.	6-5	250	TR	Dothan, Ala./Ashford/Colorado State
47	Kolby Peavy	DB	54	Miles McVay	OL	Fr.	6-6	350	HS	East Saint Louis, Ill./East Saint Louis
47	James Smith	DL	26	Jam Miller	RB	So.	5-10	211	1L	Tyler, Texas/Tyler Legacy
47	Adam Thorsland	TE	4	Jalen Milroe	QB	R-So.	6-2	220	1L	Katy, Texas/Tompkins
48	Prince Butler	DB	27	Tony Mitchell	DB	Fr.	6-2	205	HS	Alabaster, Ala./Thompson
48	Kneeland Hibbett	SN	55	Roq Montgomery	OL	Fr.	6-3	332	HS	Anniston, Ala./Anniston
48	Hayden Neighbors	WR	13	Malachi Moore	DB	Sr.	6-0	198	3L	Trussville, Ala./Hewitt-Trussville
49	Jax Porter	TE	43	Shawn Murphy	LB	R-Fr.	6-2	225	RS	Manassas, Va./Unity Reed
49	Qua Russaw	LB	48	Hayden Neighbors	WR	Jr.	6-3	185	SQ	Huntsville, Ala./Huntsville
49	Conner Warhurst	DB	84	Amari Niblack	TE	So.	6-4	233	1L	Saint Petersburg, Fla./Lakewood
50	Brock O'Quinn	SN	91	Jaheim Oatis	DL	So.	6-5	320	1L	Columbia, Miss./Columbia
50	Tim Smith	DL	50	Brock O'Quinn	SN	Fr.	6-1	210	HS	Southlake, Texas/Southlake Carroll
51	Noland Asberry	LB	33	Hunter Osborne	DL	Fr.	6-4	275	HS	Trussville, Ala./Hewitt-Trussville
52	Tyler Booker	OL	45	Robbie Ouzts	TE	Jr.	6-4	265	2L	Rock Hill, S.C./Rock Hill
52	Braylon Chatman	LB	44	Damon Payne Jr.	DL	R-So.	6-4	303	1L	Belleville, Mich./Belleville
52	Alex Rozier	SN	47	Kolby Peavy	DB	Fr.	6-1	180	HS	Monroeville, Ala./Excel
53	Vito Perri	LB	53	Vito Perri	LB	R-Fr.	5-11	178	RS	Alpharetta, Ga./Alpharetta
53	Kade Wehby	SN	97	Khurtiss Perry	DL	R-Fr.	6-2	265	RS	Pike Road, Ala./Pike Road
54	Kyle Flood Jr.	LB	62	Davis Peterson	OL	Fr.	6-1	235	HS	Birmingham, Ala./Mountain Brook
54	Miles McVay	OL	42	Yhonzae Pierre	LB	Fr.	6-3	223	HS	Eufaula, Ala./Eufaula
55	Roq Montgomery	OL	21	Jake Pope	DB	R-Fr.	6-1	192	RS	Buford, Ga./Buford
55	Bennett Whisenhunt	LB	49	Jax Porter	TE	R-Fr.	6-6	232	RS	Dallas, Texas/IMG Academy
56	JD Baird	LB	6	Kobe Prentice	WR	So.	5-10	182	1L	Calera, Ala./Calera
56	Seth McLaughlin	OL	18	Shazz Preston	WR	R-Fr.	6-0	202	RS	Saint James, La./Saint James
57	Elijah Pritchett	OL	57	Elijah Pritchett	OL	R-Fr.	6-6	312	RS	Columbus, Ga./Carver
57	John Thornton II	LB	74	Kadyn Proctor	OL	Fr.	6-7	360	HS	Des Moines, Iowa/Southeast Polk
58	James Brockeremeyer	LB	16	Will Reichard	PK	Gr.	6-1	194	4L	Hoover, Ala./Hoover
58	Jordan Smith	LB	90	Jordan Renaud	DL	Fr.	6-4	261	HS	Sarasota, Fla./Tyler Legacy
61	Graham Roten	OL	29	Dezz Ricks	DB	Fr.	6-1	182	HS	Norfolk, Va./IMG Academy
62	Davis Peterson	OL	77	Jaeden Roberts	OL	R-So.	6-5	316	SQ	Houston, Texas/North Shore
63	Wilder Hines	OL	34	Quandarius Robinson	LB	Sr.	6-5	231	2L	Birmingham, Ala./Jackson-Olin
64	Mac Smith	OL	68	Billy Roby	OL	Fr.	5-11	245	HS	Huntsville, Ala./Huntsville
65	JC Latham	OL	37	Ty Roper	DB	So.	5-8	189	SQ	Foley, Ala./Foley
66	Baker Hickman	OL	61	Graham Roten	OL	Jr.	6-3	285	SQ	Fairview, Tenn./Christ Presbyterian Academy
68	Billy Roby	OL	52	Alex Rozier	SN	So.	6-4	220	SQ	Hattiesburg, Miss./Oak Grove
69	Terrence Ferguson II	OL	49	Qua Russaw	LB	Fr.	6-2	242	HS	Montgomery, Ala./Carver
71	Darrian Dalcourt	OL	33	Walter Sansing	DB	Fr.	5-10	160	HS	Homewood, Ala./Homewood
73	Olaus Alinen	OL	97	Reid Schuback	PK	Jr.	6-0	185	SQ	Poway, Calif./Poway
74	Kadyn Proctor	OL	99	Nick Serpa	P	So.	6-4	215	SQ	Foothill Ranch, Calif./Trabuco Hills
75	Wilkin Formby	OL	15	Ty Simpson	QB	R-Fr.	6-2	203	RS	Martin, Tenn./Westview
77	Jaeden Roberts	OL	44	Charlie Skehan	TE	Sr.	6-1	232	SQ	Columbia, S.C./Cardinal Newman
81	CJ Dippre	TE	8	DeVonta Smith	DB	Jr.	6-0	194	2L	Cincinnati, Ohio/La Salle
84	Amari Niblack	TE	47	James Smith	DL	Fr.	6-3	296	HS	Montgomery, Ala./Carver
85	Lane Whisenhunt	LB	58	Jordan Smith	LB	Sr.	5-10	210	SQ	Chelsea, Ala./Chelsea
86	James Burnip	P	64	Mac Smith	OL	Fr.	6-3	270	HS	Birmingham, Ala./Mountain Brook
87	Danny Lewis Jr.	TE	50	Tim Smith	DL	Sr.	6-4	302	3L	Gifford, Fla./Sebastian River
88	Miles Kitselman	TE	33	Jack Standeffer	WR	So.	5-10	160	SQ	Tuscaloosa, Ala./Tuscaloosa Academy
89	Ty Lockwood	TE	4	Kristian Story	DB	Sr.	6-1	211	2L	Lanett, Ala./Lanett
90	Jordan Renaud	DL	31	Conor Talty	PK	Fr.	6-1	195	HS	Chicago, Ill./Saint Rita
91	Jaheim Oatis	DL	57	John Thornton II	LB	Fr.	6-1	205	HS	Columbus, Ga./Pacelli
92	Justin Eboigbe	DL	47	Adam Thorsland	TE	Jr.	6-5	232	SQ	Walhalla, S.C./Walhalla
93	Jah-Marien Latham	DL	15	Dallas Turner	LB	Jr.	6-4	252	2L	Fort Lauderdale, Fla./Saint Thomas Aquinas
94	Edric Hill	DL	49	Conner Warhurst	DB	Fr.	6-2	190	HS	Russellville, Ala./Russellville
95	Monkell Goodwine	DL	53	Kade Wehby	SN	Jr.	5-9	185	SQ	Plantation, Fla./Saint Thomas Aquinas
96	Reed Harradine	PK	55	Bennett Whisenhunt	LB	Sr.	6-1	222	SQ	Vestavia Hills, Ala./Vestavia Hills
96	Tim Keenan III	DL	85	Lane Whisenhunt	LB	Fr.	6-2	285	HS	Vestavia Hills, Ala./Vestavia Hills
97	Khurtiss Perry	DL	5	Roydell Williams	RB	Sr.	5-10	214	3L	Hueytown, Ala./Hueytown
97	Reid Schuback	PK	37	Sam Willoughby	WR	Sr.	5-10	165	SQ	Vestavia Hills, Ala./Vestavia Hills
98	Upton Bellenfant	PK	39	Peyton Yates	DB	So.	5-10	180	SQ	Eads, Tenn./Briarcrest Christian
99	Nick Serpa	P	25	Richard Young	RB	Fr.	5-11	200	HS	Lehigh Acres, Fla./Lehigh Senior

ALABAMA CRIMSON TIDE DEPTH CHART

DEFENSE

DE	91	Jaheim Oatis	6-5	320	So.	Columbia, Miss.	
	50	Tim Smith	6-4	302	Sr.	Gifford, Fla.	
	47	James Smith	6-3	296	Fr.	Montgomery, Ala.	
NG	96	Tim Keenan III	6-2	315	R-So.	Birmingham, Ala.	
	44	Damon Payne Jr.	6-4	303	R-So.	Belleville, Mich.	
DE	92	Justin Eboigbe	6-5	292	R-Sr.	Forest Park, Ga.	
	93	Jah-Marien Latham	6-3	275	R-Jr.	Reform, Ala.	
SAM	15	Dallas Turner	6-4	252	Jr.	Fort Lauderdale, Fla.	
	34	Quandarius Robinson	6-5	231	Sr.	Birmingham, Ala.	
MIKE	17	Trezmen Marshall	6-1	236	R-Sr.	Homerville, Ga.	
	40	Kendrick Blackshire	6-2	233	Jr.	Duncanville, Texas	
WILL	32	Deontae Lawson	6-2	230	R-So.	Mobile, Ala.	
	30	Jihaad Campbell	6-3	230	So.	Erial, N.J.	
	43	Shawn Murphy	6-2	225	R-Fr.	Manassas, Va.	
	28	Justin Jefferson	6-1	225	Jr.	Memphis, Tenn.	
JACK	41	Chris Braswell	6-3	255	Sr.	Baltimore, Md.	
	19	Keanu Koht	6-4	232	R-So.	Vero Beach, Fla.	OR
	35	Jeremiah Alexander	6-2	249	R-Fr.	Alabaster, Ala.	
CB	1	Kool-Aid McKinstry	6-1	195	Jr.	Birmingham, Ala.	
	12	Antonio Kite	6-1	182	R-Fr.	Anniston, Ala.	
CB	3	Terrion Arnold	6-0	196	R-So.	Tallahassee, Fla.	
	9	Trey Amos	6-1	197	Sr.	New Iberia, La.	
FS	6	Jaylen Key	6-2	210	Gr.	Quincy, Fla.	
	4	Kristian Story	6-1	211	Sr.	Lanett, Ala.	OR
	8	DeVonta Smith	6-0	194	Jr.	Cincinnati, Ohio	
SS	2	Caleb Downs	6-0	203	Fr.	Hoschton, Ga.	
	27	Tony Mitchell	6-2	205	Fr.	Alabaster, Ala.	OR
	21	Jake Pope	6-1	192	R-Fr.	Buford, Ga.	
STAR	13	Malachi Moore	6-0	198	Sr.	Trussville, Ala.	
	3	Terrion Arnold	6-0	196	R-So.	Tallahassee, Fla.	

OFFENSE

LT	74	Kadyn Proctor	6-7	360	Fr.	Des Moines, Iowa	
	57	Elijah Pritchett	6-6	312	R-Fr.	Columbus, Ga.	
LG	52	Tyler Booker	6-5	352	So.	New Haven, Conn.	
	69	Terrence Ferguson II	6-4	322	R-So.	Fort Valley, Ga.	
C	56	Seth McLaughlin	6-4	305	Sr.	Buford, Ga.	
	58	James Brockermeyer	6-3	285	R-So.	Fort Worth, Texas	
RG	77	Jaeden Roberts	6-5	316	R-So.	Houston, Texas	
	71	Darrian Dalcourt	6-3	320	Gr.	Havre de Grace, Md.	
RT	65	JC Latham	6-6	360	Jr.	Oak Creek, Wis.	
	54	Miles McVay	6-6	350	Fr.	East Saint Louis, Ill.	
TE	81	CJ Dippre	6-5	257	Jr.	Scranton, Pa.	OR
	87	Danny Lewis Jr.	6-5	255	R-Fr.	New Iberia, La.	
	84	Amari Niblack	6-4	233	So.	Saint Petersburg, Fla.	OR
	45	Robbie Ouzts	6-4	265	Jr.	Rock Hill, S.C.	
QB	4	Jalen Milroe	6-2	220	R-So.	Katy, Texas	
	15	Ty Simpson	6-2	203	R-Fr.	Martin, Tenn.	
	8	Tyler Buchner	6-1	215	R-So.	San Diego, Calif.	
	12	Dylan Lonergan	6-2	212	Fr.	Snellville, Ga.	
RB	2	Jase McClellan	5-11	212	Sr.	Aledo, Texas	
	5	Roydell Williams	5-10	214	Sr.	Hueytown, Ala.	
	26	Jam Miller	5-10	211	So.	Tyler, Texas	
	22	Justice Haynes	5-11	205	Fr.	Buford, Ga.	
WR (Z)	3	Jermaine Burton	6-0	194	Sr.	Calabasas, Calif.	
	19	Kendrick Law	5-11	201	So.	Shreveport, La.	
	18	Shazz Preston	6-0	202	R-Fr.	Saint James, La.	
WR (X)	11	Malik Benson	6-1	195	Jr.	Lansing, Kan.	OR
	14	Jalen Hale	6-1	189	Fr.	Longview, Texas	
WR (H)	17	Isaiah Bond	5-11	182	So.	Buford, Ga.	
	6	Kobe Prentice	5-10	182	So.	Calera, Ala.	
	13	Cole Adams	5-10	186	Fr.	Owasso, Okla.	

SPECIAL TEAMS

PK/KO	16	Will Reichard	6-1	194	Gr.	Hoover, Ala.	
	31	Conor Talty	6-1	195	Fr.	Chicago, Ill.	
HOLD	86	James Burnip	6-6	220	R-Jr.	Mount Macedon, Victoria AU	
	13	Cole Adams	5-10	186	Fr.	Owasso, Okla.	
P	86	James Burnip	6-6	220	R-Jr.	Mount Macedon, Victoria AU	
	16	Will Reichard	6-1	194	Gr.	Hoover, Ala.	
SN	48	Kneeland Hibbett	6-2	245	Jr.	Florence, Ala.	
PR	1	Kool-Aid McKinstry	6-1	195	Jr.	Birmingham, Ala.	
	2	Caleb Downs	6-0	203	Fr.	Hoschton, Ga.	
	17	Isaiah Bond	5-11	182	So.	Buford, Ga.	
KOR	19	Kendrick Law	5-11	201	So.	Shreveport, La.	AND
	5	Roydell Williams	5-10	214	Sr.	Hueytown, Ala.	
	3	Terrion Arnold	6-0	196	R-So.	Tallahassee, Fla.	AND
	13	Cole Adams	5-10	186	Fr.	Owasso, Okla.	

SCHEDULE/RESULTS/RECORD BREAKDOWN

Team Results

	Date	Opponent		Score	Overall	Conf	Time	Attend
	09/02/2023	Middle Tenn.	W	56-7	1-0	0-0	3:11	100077
	09/09/2023	Texas	L	24-34	1-1	0-0	3:25	100077
	09/16/2023	at South Fla.	W	17-3	2-1	0-0	4:06	65138
*	09/23/2023	Ole Miss	W	24-10	3-1	1-0	3:04	100077
*	09/30/2023	at Mississippi St.	W	40-17	4-1	2-0	3:11	60111
*	10/07/2023	at Texas A&M	W	26-20	5-1	3-0	3:18	108101
*	10/14/2023	Arkansas	W	24-21	6-1	4-0	3:14	100077
*	10/21/2023	Tennessee	W	34-20	7-1	5-0	3:25	100077
*	11/04/2023	LSU	W	42-28	8-1	6-0	3:13	100077
*	11/11/2023	at Kentucky	W	49-21	9-1	7-0	3:18	61936
	11/18/2023	Chattanooga	W	66-10	10-1	7-0	3:06	100077
*	11/25/2023	at Auburn	W	27-24	11-1	8-0	3:24	88043
*	12/02/2023	vs Georgia	W	27-24	12-1	9-0	3:13	78320

TEAM STATISTICS

Team Statistics

	BAMA	OPP
Scoring	456	239
Points per game	35.1	18.4
Points Off Turnovers	80	27
First Downs	263	213
Rushing	125	90
Passing	120	103
Penalty	18	20
Rushing Yardage	2245	1619
Yards gained rushing	2676	1969
Yards lost rushing	431	350
Rushing attempts	518	438
Average per rush	4.3	3.7
Average per game	172.7	124.5
TDs Rushing	30	14
Passing Yardage	2970	2454
Comp-Att-Int	192-302-6	228-386-12
Average per pass	9.8	6.4
Average per catch	15.5	10.8
Average per game	228.5	188.8
TDs Passing	23	14
Total offense	5215	4073
Total plays	820	824
Average per play	6.4	4.9
Average per game	401.2	313.3
Kick returns: #-Yards	22-503	25-407
Punt returns: #-Yards	19-174	10-111
Int returns: #-Yards	12-125	6-63
Kick return average	22.9	16.3
Punt return average	9.2	11.1
Int return average	10.4	10.5
Fumbles-Lost	14-4	15-6
Penalties-Yards	75-640	70-524
Average per game	49.2	40.3
Punts-Yards	56-2619	66-3077
Average per punt	46.8	46.6
Net punt average	42.3	42.5
Kickoffs-Yards	88-5586	55-3374
Average per kick	63.5	61.3
Net kick average	41.1	38.7
Time of possession / game	30:37	29:23
3rd-down conversion	79/169	61/180
3rd-down pct	47%	34%
4rd-down conversion	5/6	9/25

BREAKDOWN

Overall	12-1
Home	6-1
Away	5-0
Neutral	1-0
SEC	8-0
Non-Conference	4-1
Overtime	0-0
Day	8-0
Night	4-1
vs. Top 25	4-1
vs. Top 15	3-1
vs. Top 10	1-0
vs. Top 5	1-0
Scores First	6-0
Opponent Scores First	6-1
Leading after 1st Qtr	6-0
Trailing after 1st Qtr	4-1
Tied after 1st Qtr	2-0
Leading at Half	7-0
Trailing at Half	3-1
Tied at Half	2-0
Leading after 3rd Qtr	11-1
Trailing after 3rd Qtr	1-0
Tied after 3rd Qtr	0-0
Wins Coin Toss	5-1
Loses Coin Toss	7-0
Natural Grass	10-1
Artificial Surface	2-0

SCORE BY QUARTERS

	1st	2nd	3rd	4th	OT	Total
Alabama	107	126	120	103	0	456
Opponents	63	69	51	56	0	239

TEAM COMPARISON GAME-BY-GAME

Opponent	Score	First Downs				Rushing Number-Yards	Passing		Total Offense Plays-Yards	Return Yards	Turn- Overs
		Total	Rush	Pass	Pen		Comp-Att-Int	Yards			
Middle Tenn.	56-7	24/13	13/5	7/7	4/1	40-205 / 26-78	17-24-0 / 24-35-1	226 / 133	64-431 / 61-211	105 / 21	0 / 2
Texas	24-34	18/23	7/7	10/12	1/4	35-107 / 37-105	14-27-2 / 24-38-0	255 / 349	62-362 / 75-454	12 / 70	2 / 0
South Fla.	17-3	16/14	10/10	3/4	3/0	42-203 / 46-177	10-23-0 / 14-28-1	107 / 87	65-310 / 74-264	21 / 22	1 / 2
Ole Miss	24-10	20/17	9/4	9/12	2/1	45-131 / 29-56	17-21-1 / 21-36-1	225 / 245	66-356 / 65-301	37 / 26	1 / 1
Mississippi St.	40-17	17/15	9/10	8/5	0/0	43-193 / 35-154	10-13-0 / 15-27-3	164 / 107	56-357 / 62-261	110 / 110	0 / 3
Texas A&M	26-20	16/16	2/5	14/8	0/3	26-23 / 35-67	21-33-1 / 14-25-1	321 / 239	59-344 / 60-306	79 / 87	2 / 1
Arkansas	24-21	18/13	11/5	7/6	0/2	42-177 / 36-100	10-21-0 / 14-24-0	238 / 150	63-415 / 60-250	11 / 41	0 / 0
Tennessee	34-20	20/22	7/10	10/12	3/0	42-138 / 38-133	14-21-1 / 28-41-0	220 / 271	63-358 / 79-404	38 / 5	2 / 1
LSU	42-28	28/21	17/8	10/11	1/2	46-288 / 24-206	15-23-0 / 20-34-1	219 / 272	69-507 / 58-478	98 / 13	0 / 1
Kentucky	49-21	23/11	9/3	13/6	1/2	39-159 / 24-95	16-25-1 / 17-31-1	285 / 158	64-444 / 55-253	137 / 30	2 / 2
Chattanooga	66-10	22/11	13/4	9/6	0/1	33-315 / 35-126	19-24-0 / 10-21-1	259 / 107	57-574 / 56-233	156 / 56	0 / 1
Auburn	27-24	21/18	11/12	10/4	0/2	44-192 / 42-244	16-24-0 / 6-17-2	259 / 93	68-451 / 59-337	36 / 72	0 / 3
Georgia	27-24	20/19	7/7	10/10	3/2	41-114 / 31-78	13-23-0 / 21-29-0	192 / 243	64-306 / 60-321	0 / 28	0 / 1
Totals	456-239	263 / 213	125 / 90	120 / 103	18 / 20	518-2245 / 438-1619	192-302-6 / 228-386-12	2970 / 2454	820-5215 / 824-4073	840 / 581	10 / 18

Opponents	3rd Down Conversion	4th Down Conversion	Time of Possession	TOP Margin	Avg Yds/Rush	Avg Yds/Pass	Avg Yds/Play	Punting Number-Avg	Penalties Number-Yards	Sacks
Texas	5-14 / 7-18	1-1 / 2-3	27:29 / 32:31	-05:02	3.1 / 2.8	9.4 / 9.2	5.8 / 6.1	5-52.6 / 3-50.0	10-90.0 / 4-40.0	0 / 5
South Fla.	5-15 / 5-17	0-0 / 2-6	29:34 / 30:26	-00:52	4.8 / 3.8	4.7 / 3.1	4.8 / 3.6	8-46.1 / 5-44.4	5-35.0 / 5-40.0	4 / 5
Ole Miss	6-13 / 3-14	0-0 / 3-4	34:23 / 25:37	08:46	2.9 / 1.9	10.7 / 6.8	5.4 / 4.6	3-48.3 / 5-38.0	6-60.0 / 8-69.0	5 / 4
Mississippi St.	5-12 / 5-13	0-0 / 0-3	30:10 / 29:50	00:20	4.5 / 4.4	12.6 / 4.0	6.4 / 4.2	3-53.3 / 3-45.0	6-40.0 / 3-15.0	4 / 4
Texas A&M	4-12 / 4-12	0-1 / 0-1	29:09 / 30:51	-01:42	0.9 / 1.9	9.7 / 9.6	5.8 / 5.1	6-42.8 / 4-37.8	14-99.0 / 4-20.0	5 / 6
Arkansas	6-14 / 4-14	0-0 / 0-0	29:49 / 30:11	-00:22	4.2 / 2.8	11.3 / 6.3	6.6 / 4.2	7-49.9 / 7-53.9	5-45.0 / 2-13.0	4 / 5
Tennessee	5-13 / 8-18	0-0 / 0-3	32:19 / 27:41	04:38	3.3 / 3.5	10.5 / 6.6	5.7 / 5.1	5-43.6 / 5-53.2	1-5.0 / 8-55.0	3 / 4
LSU	11-14 / 4-9	0-0 / 0-2	33:33 / 26:27	07:06	6.3 / 8.6	9.5 / 8.0	7.3 / 8.2	1-50.0 / 2-36.5	6-50.0 / 8-60.0	1 / 2
Kentucky	7-11 / 3-11	0-0 / 0-1	32:06 / 27:54	04:12	4.1 / 4.0	11.4 / 5.1	6.9 / 4.6	3-45.3 / 6-42.0	6-64.0 / 4-19.0	3 / 0
Chattanooga	6-9 / 4-14	0-0 / 0-0	26:29 / 33:31	-07:02	9.5 / 3.6	10.8 / 5.1	10.1 / 4.2	2-44.5 / 9-46.8	3-25.0 / 5-25.0	0 / 1
Auburn	6-16 / 4-12	2-2 / 0-0	32:43 / 27:17	05:26	4.4 / 5.8	10.8 / 5.5	6.6 / 5.7	5-42.2 / 5-47.8	8-72.0 / 5-28.0	4 / 1
Georgia	3-13 / 4-12	2-2 / 2-2	31:09 / 28:51	02:18	2.8 / 2.5	8.3 / 8.4	4.8 / 5.4	5-46.6 / 4-50.3	3-36.0 / 5-56.0	2 / 4
Totals	79-169 / 61-180	5-6 / 9-25	397:56 / 382:04	15:52	4.3 / 3.7	9.8 / 6.4	6.4 / 4.9	56-46.8 / 66-46.6	75-640.0 / 70-524.0	38 / 43

ALABAMA INDIVIDUAL STATISTICS

Rushing

Player	gp	att	gain	loss	net	avg	td	lg	avg/g
Jase McClellan	13	166	825	22	803	4.8	6	29	61.8
Roydell Williams	13	110	573	12	561	5.1	5	48	43.2
Jalen Milroe	12	140	765	297	468	3.3	12	53	39.0
Jamarion Miller	13	40	204	14	190	4.8	1	45	14.6
Justice Haynes	12	21	137	0	137	6.5	2	33	11.4
Ty Simpson	6	14	119	33	86	6.1	2	78	14.3
Richard Young	3	9	25	1	24	2.7	1	11	8.0
Tyler Buchner	2	3	20	0	20	6.7	1	9	10.0
Dylan Lonergan	1	1	5	0	5	5.0	0	5	5.0
Isaiah Bond	13	1	3	0	3	3.0	0	3	0.2
Team	13	13	0	52	-52	-4.0	0	0	-4.0
Total	13	518	2676	431	2245	4.3	30	78	172.7
Opponents	13	438	1969	350	1619	3.7	14	74	124.5

Passing

Player	gp	effic	comp-att-int	pct	yds	td	lg	avg/g
Jalen Milroe	12	177.5	171-261-6	65.5	2718	23	79	226.5
Ty Simpson	6	130.2	11-20-0	55.0	179	0	51	29.8
Tyler Buchner	2	69.1	8-19-0	42.1	61	0	20	30.5
Dylan Lonergan	1	150.4	2-2-0	100.0	12	0	7	12.0
Total	13	167.3	192-302-6	63.6	2970	23	79	228.5
Opponents	13	118.2	228-386-12	59.1	2454	14	54	188.8

Receiving

Player	gp	no.	yds	avg	td	lg	avg/g
Isaiah Bond	13	44	621	14.1	4	52	47.8
Jermaine Burton	12	35	777	22.2	8	68	64.8
Amari Niblack	13	19	321	16.9	4	39	24.7
Kobe Prentice	12	17	301	17.7	2	79	25.1
Kendrick Law	12	14	134	9.6	0	34	11.2
Jase McClellan	13	13	126	9.7	0	42	9.7
Malik Benson	13	13	162	12.5	1	33	12.5
Roydell Williams	13	11	58	5.3	1	26	4.5
CJ Dippre	13	9	172	19.1	0	45	13.2
Jalen Hale	12	5	148	29.6	1	51	12.3
Ja'Corey Brooks	9	3	30	10.0	0	25	3.3
Robbie Ouzts	13	3	33	11.0	1	21	2.5
Jamarion Miller	13	3	71	23.7	1	35	5.5
Cole Adams	2	2	11	5.5	0	7	5.5
Danny Lewis	13	1	5	5.0	0	5	0.4
Total	13	192	2970	15.5	23	79	228.5
Opponents	13	228	2454	10.8	14	54	188.8

ALABAMA INDIVIDUAL STATISTICS

Interceptions

Player	no.	yds	avg	td	lg
Terrion Arnold	5	69	13.8	0	37
Caleb Downs	2	11	5.5	0	11
Jaylen Key	1	13	13.0	0	13
Kristian Story	1	2	2.0	0	2
Malachi Moore	1	0	0.0	0	0
Chris Braswell	1	28	28.0	1	28
Jihaad Campbell	1	2	2.0	0	2
Total	12	125	10.4	1	37
Opponents	6	63	10.5	0	32

Kick Returns

Player	no.	yds	avg	td	lg
Kendrick Law	15	375	25.0	0	33
Roydell Williams	2	51	25.5	0	34
Robbie Ouzts	2	22	11.0	0	11
Terrion Arnold	1	22	22.0	0	22
Ja'Corey Brooks	1	19	19.0	0	19
Danny Lewis	1	14	14.0	0	14
Total	22	503	22.9	0	34
Opponents	25	407	16.3	0	35

Fumble Returns

Player	no.	yds	avg	td	lg
Jihaad Campbell	2	24	12.0	1	24
Caleb Downs	1	12	12.0	0	12
Kendrick Blackshire	1	2	2.0	0	2
Trezmen Marshall	1	0	0.0	0	0
James Smith	1	0	0.0	0	0
Total	6	38	6.3	1	24
Opponents	4	0	0.0	0	0

Scoring

Player	td	fg	PAT						pts
			kick	rush	rcv	pass	dxp	saf	
Will Reichard	-	20-23	53-53	-	-	-	-	-	113
Jalen Milroe	12	-	-	-	-	1	-	-	72
Jermaine Burton	8	-	-	-	-	-	-	-	48
Jase McClellan	6	-	-	-	-	-	-	-	36
Roydell Williams	6	-	-	-	-	-	-	-	36
Isaiah Bond	4	-	-	-	1	-	-	-	26
Amari Niblack	4	-	-	-	-	-	-	-	24
Ty Simpson	2	-	-	1	-	-	-	-	14
Jamarion Miller	2	-	-	-	-	-	-	-	12
Kobe Prentice	2	-	-	-	-	-	-	-	12
Justice Haynes	2	-	-	-	-	-	-	-	12
Chris Braswell	1	-	-	-	-	-	-	-	6
Tyler Buchner	1	-	-	-	-	-	-	-	6
Robbie Ouzts	1	-	-	-	-	-	-	-	6
Jihaad Campbell	1	-	-	-	-	-	-	-	6
Malik Benson	1	-	-	-	-	-	-	-	6
Caleb Downs	1	-	-	-	-	-	-	-	6
Jalen Hale	1	-	-	-	-	-	-	-	6
Richard Young	1	-	-	-	-	-	-	-	6
Connor Talty	-	-	1-1	-	-	-	-	-	1
Total	56	20-23	54-54	1	1	1	0	1	456
Opponents	28	14-20	27-27	0	1	1	0	0	239

Total Offense

Player	g	plays	rush	pass	total	avg/g
Jalen Milroe	12	401	468	2718	3186	265.5
Jase McClellan	13	166	803	0	803	61.8
Roydell Williams	13	110	561	0	561	43.2
Ty Simpson	6	34	86	179	265	44.2
Jamarion Miller	13	40	190	0	190	14.6
Justice Haynes	12	21	137	0	137	11.4
Tyler Buchner	2	22	20	61	81	40.5
Richard Young	3	9	24	0	24	8.0
Dylan Lonergan	1	3	5	12	17	17.0
Isaiah Bond	13	1	3	0	3	0.2
Team	13	0	-52	0	-52	-4.0
Total	13	820	2245	2970	5215	401.2
Opponents	13	824	1619	2454	4073	313.3

Punt Returns

Player	no.	yds	avg	td	lg
Kool-Aid McKinstry	14	86	6.1	0	33
Caleb Downs	4	87	21.8	1	85
Isaiah Bond	1	1	1.0	0	1
Total	19	174	9.2	1	85
Opponents	10	111	11.1	0	46

Punting

Player	no.	yds	avg	lg	tb	fc	i20	50+	blk
James Burnip	52	2454	47.2	67	7	18	19	20	0
Will Reichard	4	165	41.3	45	1	3	1	0	0
Total	56	2619	46.8	67	8	21	20	20	0
Opponents	66	3077	46.6	71	5	16	19	23	1

Kickoffs

Player	no.	yds	avg	tb	ob	retn	net	ydl
Will Reichard	82	5221	63.7	47	2			
Connor Talty	6	365	60.8	1	0			
Total	88	5586	63.5	48	2	24	41.1	23
Opponents	55	3374	61.3	29	2	23	38.7	26

All Purpose

Player	g	rush	rcv	pr	kr	ir	total	avg/g
Jase McClellan	13	803	126	0	0	0	929	71.5
Jermaine Burton	12	0	777	0	0	0	777	64.8
Roydell Williams	13	561	58	0	51	0	670	51.5
Isaiah Bond	13	3	621	1	0	0	625	48.1
Kendrick Law	12	0	134	0	375	0	509	42.4
Jalen Milroe	12	468	0	0	0	0	468	39.0
Amari Niblack	13	0	321	0	0	0	321	24.7
Kobe Prentice	12	0	301	0	0	0	301	25.1
Jamarion Miller	13	190	71	0	0	0	261	20.1
CJ Dippre	13	0	172	0	0	0	172	13.2
Malik Benson	13	0	162	0	0	0	162	12.5
Jalen Hale	12	0	148	0	0	0	148	12.3
Justice Haynes	12	137	0	0	0	0	137	11.4
Caleb Downs	13	0	0	87	0	11	98	7.5
Terrion Arnold	13	0	0	0	22	69	91	7.0
Kool-Aid McKinstry	13	0	0	86	0	0	86	6.6
Ty Simpson	6	86	0	0	0	0	86	14.3
Robbie Ouzts	13	0	33	0	22	0	55	4.2
Ja'Corey Brooks	9	0	30	0	19	0	49	5.4
Chris Braswell	13	0	0	0	0	28	28	2.2
Richard Young	3	24	0	0	0	0	24	8.0
Tyler Buchner	2	20	0	0	0	0	20	10.0
Danny Lewis	13	0	5	0	14	0	19	1.5
Jaylen Key	11	0	0	0	0	13	13	1.2
Cole Adams	2	0	11	0	0	0	11	5.5
Dylan Lonergan	1	5	0	0	0	0	5	5.0
Kristian Story	13	0	0	0	0	2	2	0.2
Jihaad Campbell	12	0	0	0	0	2	2	0.2
Team	13	-52	0	0	0	0	-52	-4.0
Total	13	2245	2970	174	503	125	6017	462.8
Opponents	13	1619	2454	111	407	63	4654	358.0

ALABAMA DEFENSIVE STATISTICS

Team Defense

##	Player	gp	Tackles				tfl/yds	Sacks	Pass defense			Fumbles		blkd	
			ua	a	tot	no-yds		int-yds	brup	qbh	fr-yds	ff	kick	saf	
2	Caleb Downs	13	64	35	99	3.5-11	.	2-11	3	.	1-12	1	.	.	
30	Jihaad Campbell	12	33	32	65	4-9	0.5-2	1-2	3	3	2-24	.	.	.	
32	Deontae Lawson	10	31	30	61	5.5-26	3-21	.	2	4	
3	Terrion Arnold	13	38	23	61	6.5-24	1-9	5-69	11	2	.	1	.	.	
92	Justin Eboigbe	13	25	35	60	11.5-50	7-40	.	1	4	
6	Jaylen Key	11	31	25	56	1.5-2	.	1-13	1	
17	Trezmen Marshall	12	27	28	55	4.5-19	2.5-18	.	.	1	1-0	.	.	.	
15	Dallas Turner	13	26	24	50	13.5-86	9-66	.	1	13	.	2	.	.	
13	Malachi Moore	12	29	20	49	5-13	.	1-0	5	1	
41	Chris Braswell	13	16	25	41	10.5-61	8-57	1-28	1	5	.	3	1	.	
96	Tim Keenan III	13	16	20	36	1.5-7	1-6	.	1	7	
50	Tim Smith	13	14	16	30	2-7	2-7	.	.	1	
1	Kool-Aid McKinstry	13	19	8	27	2-4	.	.	7	
91	Jaheim Oatis	12	9	16	25	1-7	0.5-5	.	2	2	
34	Quandarius Robinson	13	16	8	24	2.5-17	1.5-12	.	.	2	
40	Kendrick Blackshire	7	9	7	16	1-2	.	.	.	1	1-2	1	.	.	
4	Kristian Story	13	9	6	15	1-1	.	1-2	2	
9	Trey Amos	13	6	6	12	0.5-0	.	.	4	1	
44	Damon Payne Jr.	13	1	7	8	1-5	0.5-5	
93	Jah-Marien Latham	13	2	5	7	1.5-12	1.5-12	.	1	4	
28	Justin Jefferson	13	3	1	4	1	.	.	
5	Roydell Williams	13	3	1	4	
26	Jamarion Miller	13	3	1	4	
19	Keanu Koht	3	2	2	4	1.5-2	
8	DeVonta Smith	3	3	1	4	
90	Jordan Renaud	2	.	3	3	0.5-0	
43	Shawn Murphy	12	2	1	3	
35	Jeremiah Alexander	13	1	2	3	
20	Earl Little	8	1	1	2	
47	James Smith	9	1	1	2	1-0	.	.	.	
81	CJ Dippre	13	2	.	2	
24	Emmanuel Henderson	8	1	.	1	
27	Tony Mitchell	7	.	1	1	
7	Ja'Corey Brooks	9	1	.	1	1	.	
11	Malik Benson	13	1	.	1	
31	Conor Talty	3	1	.	1	
22	Justice Haynes	12	1	.	1	
4	Jalen Milroe	12	1	.	1	
19	Kendrick Law	12	.	1	1	
94	Edric Hill	2	1	.	1	
18	Bray Hubbard	8	1	.	1	
Totals		13	450	392	842	82-365	38-260	12-125	45	51	6-38	9	2	1	
Opponents		13	455	422	877	78-393	43-311	6-63	26	30	4-0	5	0	0	

ALABAMA RUSHING/RECEIVING/PASSING GAME-BY-GAME

Rushing

Player	No-Yds/TD	MTSU	UT	USF	OM	MSU	TA&M	Ark	UT	LSU	UK	UTC	AUB	UGa
Jase McClellan	166-803/6	10-39/1	12-45/0	13-74/0	17-105/1	15-63/1	12-45/0	16-83/0	27-115/1	14-63/1	9-43/0	6-62/1	15-66/0	-
Jalen Milroe	140-468/12	7-48/2	15-44/0	DNP	16-28/0	11-69/2	8--31/0	11--19/1	9-3/0	20-155/4	8-36/3	3--1/0	18-107/0	14-29/0
Roydell Williams	110-561/5	7-36/0	6-12/0	17-129/1	8-21/0	10-44/0	6-9/0	7-68/0	6-20/0	6-56/1	6-20/0	7-52/1	8-30/1	16-64/1
Jamarion Miller	40-190/1	4-14/0	2-6/0	1-1/0	1--6/0	1-0/0	-	4-40/0	-	4-17/0	6-11/1	6-77/0	2-7/0	9-23/0
Justice Haynes	21-137/2	4-29/0	DNP	-	-	4-22/0	-	2-11/0	-	-	6-33/0	5-42/2	-	-
Ty Simpson	14-86/2	2-12/1	DNP	9--12/1	-	1--1/0	DNP	DNP	DNP	DNP	1-9/0	1-78/0	DNP	DNP
Richard Young	9-24/1	5-18/0	DNP	DNP	DNP	DNP	DNP	DNP	DNP	DNP	2-4/0	2-2/1	DNP	DNP
Tyler Buchner	3-20/1	1-9/1	DNP	2-11/0	DNP	DNP	DNP	DNP	DNP	DNP	DNP	DNP	DNP	DNP
Dylan Lonergan	1-5/0	DNP	DNP	DNP	DNP	DNP	DNP	DNP	DNP	DNP	DNP	1-5/0	DNP	DNP
Isaiah Bond	1-3/0	-	-	-	-	-	-	-	-	-	1-3/0	-	-	-

Receiving

Player	No-Yds/TD	MTSU	UT	USF	OM	MSU	TA&M	Ark	UT	LSU	UK	UTC	AUB	UGa
Isaiah Bond	44-621/4	5-76/1	1-34/0	4-42/0	1-10/0	1-17/0	7-96/1	1-8/0	3-77/1	5-60/0	2-24/0	4-23/0	5-75/1	5-79/0
Jermaine Burton	35-777/8	3-62/1	2-58/1	1-7/0	2-62/0	-	9-197/2	2-60/0	4-62/1	3-29/0	DNP	3-105/1	4-107/1	2-28/1
Amari Niblack	19-321/4	2-49/1	2-45/1	-	1-3/0	3-61/0	1-12/0	2-43/1	1-5/0	-	2-38/1	2-24/0	2-24/0	1-17/0
Kobe Prentice	17-301/2	3-20/0	5-68/0	-	-	-	1-5/0	2-93/1	-	1-22/0	4-74/1	DNP	-	1-19/0
Kendrick Law	14-134/0	-	-	DNP	2-11/0	1-5/0	-	-	2-38/0	2-25/0	1-11/0	2-32/0	3-12/0	1-0/0
Malik Benson	13-162/1	1-5/0	2-33/0	1-0/0	-	1-27/0	1-5/0	1-4/0	1-17/0	-	1-15/0	3-23/1	1-33/0	-
Jase McClellan	13-126/0	-	1-12/0	1-6/0	2-12/0	2-25/0	2-6/0	1-5/0	1-6/0	1-42/0	1-4/0	-	1-8/0	-
Roydell Williams	11-58/1	1-4/0	1-5/0	1-2/0	3-13/0	-	-	-	1-0/0	1--5/0	2-30/1	-	-	1-9/0
CJ Dippre	9-172/0	1-5/0	-	1-45/0	2-28/0	1-26/0	-	-	1-15/0	1-11/0	1-30/0	-	-	1-12/0
Jalen Hale	5-148/1	1-5/0	DNP	-	2-63/1	-	-	-	-	-	1-51/0	1-29/0	-	-
Jamarion Miller	3-71/1	-	-	-	-	-	-	-	-	1-35/0	1-8/0	-	-	1-28/1
Robbie Ouzts	3-33/1	-	-	1-5/0	1-21/0	-	-	-	-	-	-	1-7/1	-	-
Ja'Corey Brooks	3-30/0	-	-	-	1-2/0	1-3/0	-	1-25/0	-	-	DNP	DNP	DNP	DNP
Cole Adams	2-11/0	DNP	DNP	DNP	DNP	DNP	DNP	DNP	DNP	DNP	-	2-11/0	DNP	DNP
Danny Lewis	1-5/0	-	-	-	-	-	-	-	-	-	-	1-5/0	-	-

#4 Jalen Milroe	Comp	Att	Int	Pct	Yards	TD	Long	Sacked	Effic.
Middle Tenn.	13	18	0	72.2	194	3	48	2-16	217.8
Texas	14	27	2	51.9	255	2	49	5-31	140.8
Ole Miss	17	21	1	81.0	225	1	54	4-29	177.1
Mississippi St.	10	12	0	83.3	164	0	27	4-23	198.1
Texas A&M	21	33	1	63.6	321	3	52	6-43	169.3
Arkansas	10	21	0	47.6	238	2	79	5-34	174.2
Tennessee	14	21	1	66.7	220	2	46	4-36	176.6
LSU	15	23	0	65.2	219	0	42	2-12	145.2
Kentucky	15	22	1	68.2	234	3	40	0-0	193.4
Chattanooga	13	16	0	81.3	197	3	56	1-8	246.6
Auburn	16	24	0	66.7	259	2	68	1-9	184.8
Georgia	13	23	0	56.5	192	2	28	4-38	155.3
Totals	171	261	6	65.5	2718	23	79	38-279	177.5

#8 Tyler Buchner	Comp	Att	Int	Pct	Yards	TD	Long	Sacked	Effic.
Middle Tenn.	3	5	0	60.0	27	0	20	0-0	105.4
South Fla.	5	14	0	35.7	34	0	13	0-0	56.1
Totals	8	19	0	42.1	61	0	20	0-0	69.1

#12 Dylan Lonergan	Comp	Att	Int	Pct	Yards	TD	Long	Sacked	Effic.
Chattanooga	2	2	0	100.0	12	0	7	0-0	150.4
Totals	2	2	0	100.0	12	0	7	0-0	150.4

#15 Ty Simpson	Comp	Att	Int	Pct	Yards	TD	Long	Sacked	Effic.
Middle Tenn.	1	1	0	100.0	5	0	5	0-0	142.0
South Fla.	5	9	0	55.6	73	0	45	5-32	123.7
Mississippi St.	0	1	0	0.0	0	0	0	0-0	0.0
Kentucky	1	3	0	33.3	51	0	51	0-0	176.1
Chattanooga	4	6	0	66.7	50	0	31	0-0	136.7
Totals	11	20	0	55.0	179	0	51	5-32	130.2

ALABAMA TACKLES GAME-BY-GAME

Total Tackles

Player	S-A	Total	MTSU	UT	USF	OM	MSU	TA&M	Ark	UT	LSU	UK	UTC	AUB	UGa
Caleb Downs	64-35	99	6-2	5-5	2-2	2-3	5-8	5-2	6-1	8-1	9-4	5-2	2-5	5-0	4-0
Jihaad Campbell	33-32	65	DNP	-	3-4	7-0	0-14	1-0	-	6-4	1-2	2-3	6-4	3-1	4-0
Terrion Arnold	38-23	61	1-4	2-2	2-6	6-2	1-2	1-3	4-0	3-1	4-1	4-0	3-0	2-1	5-1
Deontae Lawson	31-30	61	4-3	1-7	4-6	0-1	DNP	3-2	4-2	6-6	0-3	DNP	DNP	5-0	4-0
Justin Eboigbe	25-35	60	0-2	2-2	1-5	2-1	1-5	2-3	2-3	5-3	2-4	1-2	2-3	3-1	2-1
Jaylen Key	31-25	56	2-2	6-1	2-2	3-2	2-7	0-2	4-3	4-3	0-1	DNP	DNP	5-2	3-0
Trezmen Marshall	27-28	55	3-1	5-5	1-3	1-2	1-8	3-2	4-1	DNP	0-1	0-1	4-2	1-1	4-1
Dallas Turner	26-24	50	0-2	1-2	5-2	3-2	1-4	3-1	1-2	3-2	2-2	0-1	1-2	3-1	3-1
Malachi Moore	29-20	49	1-1	1-4	5-3	5-1	2-4	0-2	DNP	3-2	2-1	1-1	1-0	3-1	5-0
Chris Braswell	16-25	41	2-2	0-2	4-3	1-2	0-2	0-5	2-3	2-2	1-1	0-2	1-0	3-0	0-1
Tim Keenan III	16-20	36	-	1-4	0-1	2-1	1-2	4-4	1-3	1-2	2-1	1-1	-	2-1	1-0
Tim Smith	14-16	30	-	2-1	4-5	1-2	-	1-2	0-2	0-1	0-1	0-1	1-0	2-1	3-0
Kool-Aid McKinstry	19-8	27	2-1	4-1	0-1	3-0	-	5-0	1-0	1-1	0-1	2-1	-	1-0	0-2
Jaheim Oatis	9-16	25	2-1	2-2	DNP	1-0	0-1	0-4	1-1	0-3	1-0	0-2	0-1	1-0	1-1
Quandarrius Robinson	16-8	24	2-0	0-1	2-0	-	1-0	1-0	3-3	2-0	-	1-1	0-3	3-0	1-0
Kendrick Blackshire	9-7	16	4-1	1-2	1-1	1-2	1-0	DNP	DNP	DNP	DNP	1-1	-	DNP	DNP
Kristian Story	9-6	15	2-1	0-1	-	-	-	2-0	0-2	-	1-0	2-2	2-0	-	-
Trey Amos	6-6	12	0-1	-	-	-	1-0	-	0-2	0-1	3-0	1-2	1-0	-	-
Damon Payne Jr.	1-7	8	-	-	0-2	0-1	-	-	0-1	-	0-1	1-1	0-1	-	-
Jah-Marien Latham	2-5	7	-	-	1-0	-	0-2	-	1-2	-	-	-	0-1	-	-
Roydell Williams	3-1	4	1-0	-	0-1	-	-	1-0	-	-	-	-	-	1-0	-
DeVonta Smith	3-1	4	DNP	DNP	DNP	DNP	DNP	DNP	DNP	DNP	DNP	DNP	3-1	-	-
Jamarion Miller	3-1	4	-	-	0-1	1-0	-	-	-	1-0	-	1-0	-	-	-
Justin Jefferson	3-1	4	-	-	-	1-0	0-1	-	1-0	-	-	1-0	-	-	-
Keanu Koht	2-2	4	1-1	DNP	DNP	DNP	DNP	DNP	DNP	DNP	DNP	-	1-1	DNP	DNP
Shawn Murphy	2-1	3	1-0	DNP	-	-	-	-	-	-	-	-	1-1	-	-
Jeremiah Alexander	1-2	3	0-1	-	-	-	-	-	-	-	-	1-0	0-1	-	-
Jordan Renaud	0-3	3	DNP	DNP	DNP	DNP	DNP	DNP	DNP	DNP	DNP	-	0-3	DNP	DNP
CJ Dippre	2-0	2	-	1-0	-	-	-	-	-	-	-	-	-	-	1-0
Earl Little	1-1	2	1-1	-	-	-	-	-	-	DNP	-	DNP	DNP	DNP	DNP
James Smith	1-1	2	1-0	DNP	-	-	-	-	-	DNP	-	-	0-1	DNP	DNP
Jalen Milroe	1-0	1	-	1-0	DNP	-	-	-	-	-	-	-	-	-	-
Ja'Corey Brooks	1-0	1	-	-	-	-	1-0	-	-	-	-	DNP	DNP	DNP	DNP
Malik Benson	1-0	1	-	-	1-0	-	-	-	-	-	-	-	-	-	-
Bray Hubbard	1-0	1	-	DNP	DNP	DNP	DNP	DNP	-	-	1-0	-	-	-	-
Justice Haynes	1-0	1	-	DNP	-	-	1-0	-	-	-	-	-	-	-	-
Emmanuel Henderson	1-0	1	DNP	DNP	DNP	DNP	DNP	-	-	-	-	-	1-0	-	-
Conor Talty	1-0	1	-	DNP	DNP	DNP	1-0	DNP	DNP	DNP	DNP	DNP	-	DNP	DNP
Edric Hill	1-0	1	DNP	DNP	DNP	DNP	DNP	DNP	DNP	DNP	DNP	-	1-0	DNP	DNP
Kendrick Law	0-1	1	-	-	DNP	-	-	-	0-1	-	-	-	-	-	-
Tony Mitchell	0-1	1	0-1	-	DNP	-	-	DNP	DNP	DNP	DNP	-	-	DNP	-

SUPERLATIVES

Alabama - Individual Game Highs

RUSHES	27	Jase McClellan vs Tennessee (10/21/2023)
YARDS RUSHING	155	Jalen Milroe vs LSU (11/04/2023)
TD RUSHES	4	Jalen Milroe vs LSU (11/04/2023)
LONG RUSH	78	Ty Simpson vs Chattanooga (11/18/2023)
PASS ATTEMPTS	33	Jalen Milroe at Texas A&M (10/07/2023)
PASS COMPLETIONS	21	Jalen Milroe at Texas A&M (10/07/2023)
YARDS PASSING	321	Jalen Milroe at Texas A&M (10/07/2023)
TD PASSES	3	Jalen Milroe vs Chattanooga (11/18/2023)
	3	Jalen Milroe at Kentucky (11/11/2023)
	3	Jalen Milroe at Texas A&M (10/07/2023)
	3	Jalen Milroe vs Middle Tenn. (09/02/2023)
LONG PASS	79	Jalen Milroe vs Arkansas (10/14/2023)
RECEPTIONS	9	Jermaine Burton at Texas A&M (10/07/2023)
YARDS RECEIVING	197	Jermaine Burton at Texas A&M (10/07/2023)
TD RECEPTIONS	2	Jermaine Burton at Texas A&M (10/07/2023)
LONG RECEPTION	79	Kobe Prentice vs Arkansas (10/14/2023)
PUNTS	8	James Burnip at South Fla. (09/16/2023)
PUNTING AVG	53.3	James Burnip at Mississippi St. (09/30/2023)
LONG PUNT	67	James Burnip at Mississippi St. (09/30/2023)
PUNTS INSIDE 20	4	James Burnip at South Fla. (09/16/2023)
LONG PUNT RETURN	85	Caleb Downs vs Chattanooga (11/18/2023)
LONG KICKOFF RETURN	34	Roydell Williams at Kentucky (11/11/2023)
TACKLES	14	Ihjaad Campbell at Mississippi St. (09/30/2023)
SACKS	2	Chris Braswell vs Tennessee (10/21/2023)
	2	Dallas Turner vs Ole Miss (09/23/2023)
TACKLES FOR LOSS	3.5	Dallas Turner vs Ole Miss (09/23/2023)

Opponent - Individual Game Highs

RUSHES	23	Byrum Brown at South Fla. (09/16/2023)
YARDS RUSHING	163	Jayden Daniels vs LSU (11/04/2023)
TD RUSHES	2	Kendall Milton vs Georgia (N) (12/02/2023)
	2	Ray Davis at Kentucky (11/11/2023)
LONG RUSH	74	Ramon Jefferson at Kentucky (11/11/2023)
PASS ATTEMPTS	41	Joe Milton III vs Tennessee (10/21/2023)
PASS COMPLETIONS	28	Joe Milton III vs Tennessee (10/21/2023)
YARDS PASSING	349	Quinn Ewers vs Texas (09/09/2023)
TD PASSES	3	Quinn Ewers vs Texas (09/09/2023)
LONG PASS	54	Luke Schomburg vs Chattanooga (11/18/2023)
RECEPTIONS	10	Malik Nabers vs LSU (11/04/2023)
	10	Squirrel White vs Tennessee (10/21/2023)
YARDS RECEIVING	171	Malik Nabers vs LSU (11/04/2023)
TD RECEPTIONS	2	Adonai Mitchell vs Texas (09/09/2023)
LONG RECEPTION	54	Javin Whatley vs Chattanooga (11/18/2023)
FIELD GOALS	2	Charles Campbell vs Tennessee (10/21/2023)
	2	Cam Little vs Arkansas (10/14/2023)
	2	Randy Bond at Texas A&M (10/07/2023)
	2	Bert Auburn vs Texas (09/09/2023)
LONG FIELD GOALS	55	Cam Little vs Arkansas (10/14/2023)
PUNTS	9	Clayton Crile vs Chattanooga (11/18/2023)
PUNTING AVG	53.9	Max Fletcher vs Arkansas (10/14/2023)
LONG PUNT	71	Jackson Ross vs Tennessee (10/21/2023)
PUNTS INSIDE 20	4	Max Fletcher vs Arkansas (10/14/2023)
LONG PUNT RETURN	46	Ainias Smith at Texas A&M (10/07/2023)
LONG KICKOFF RETURN	35	Zavion Thomas at Mississippi St. (09/30/2023)
TACKLES	14	Jett Johnson at Mississippi St. (09/30/2023)
SACKS	3.5	Landon Jackson vs Arkansas (10/14/2023)
TACKLES FOR LOSS	4	Daquan Evans at South Fla. (09/16/2023)
INTERCEPTIONS	1	Jordan Lovett at Kentucky (11/11/2023)
	1	Jaylen McCollough vs Tennessee (10/21/2023)
	1	Bryce Anderson at Texas A&M (10/07/2023)
	1	Zamari Walton vs Ole Miss (09/23/2023)
	1	Jahdae Barron vs Texas (09/09/2023)
	1	Jerrin Thompson vs Texas (09/09/2023)

Alabama - Game Highs

RUSHES	46	LSU (11/04/2023)
YARDS RUSHING	315	Chattanooga (11/18/2023)
YARDS PER RUSH	9.5	Chattanooga (11/18/2023)
TD RUSHES	6	LSU (11/04/2023)
PASS ATTEMPTS	33	at Texas A&M (10/07/2023)
PASS COMPLETIONS	21	at Texas A&M (10/07/2023)
YARDS PASSING	321	at Texas A&M (10/07/2023)
YARDS PER PASS	12.6	at Mississippi St. (09/30/2023)
TD PASSES	3	Chattanooga (11/18/2023)
	3	at Kentucky (11/11/2023)
	3	at Texas A&M (10/07/2023)
	3	Middle Tenn. (09/02/2023)
TOTAL PLAYS	69	LSU (11/04/2023)
TOTAL OFFENSE	574	Chattanooga (11/18/2023)
YARDS PER PLAY	10.1	Chattanooga (11/18/2023)
POINTS	66	Chattanooga (11/18/2023)
SACKS BY	5	at Texas A&M (10/07/2023)
	5	Ole Miss (09/23/2023)
FIRST DOWNS	28	LSU (11/04/2023)
PENALTIES	14	at Texas A&M (10/07/2023)
PENALTY YARDS	99	at Texas A&M (10/07/2023)
TURNOVERS	2	at Kentucky (11/11/2023)
	2	Tennessee (10/21/2023)
	2	at Texas A&M (10/07/2023)
	2	Texas (09/09/2023)
PUNTS	8	at South Fla. (09/16/2023)
PUNTING AVG	53.3	at Mississippi St. (09/30/2023)
LONG PUNT	67	at Mississippi St. (09/30/2023)
PUNTS INSIDE 20	4	at South Fla. (09/16/2023)
LONG PUNT RETURN	85	Chattanooga (11/18/2023)

Opponent - Game Highs

RUSHES	46	at South Fla. (09/16/2023)
YARDS RUSHING	244	at Auburn (11/25/2023)
YARDS PER RUSH	8.6	LSU (11/04/2023)
TD RUSHES	3	vs Georgia (N) (12/02/2023)
PASS ATTEMPTS	41	Tennessee (10/21/2023)
PASS COMPLETIONS	28	Tennessee (10/21/2023)
YARDS PASSING	349	Texas (09/09/2023)
YARDS PER PASS	9.6	at Texas A&M (10/07/2023)
TD PASSES	3	Texas (09/09/2023)
TOTAL PLAYS	79	Tennessee (10/21/2023)
TOTAL OFFENSE	478	LSU (11/04/2023)
YARDS PER PLAY	8.2	LSU (11/04/2023)
POINTS	34	Texas (09/09/2023)
SACKS BY	6	at Texas A&M (10/07/2023)
FIRST DOWNS	23	Texas (09/09/2023)
PENALTIES	9	Middle Tenn. (09/02/2023)
PENALTY YARDS	84	Middle Tenn. (09/02/2023)
TURNOVERS	3	at Auburn (11/25/2023)
	3	at Mississippi St. (09/30/2023)
PUNTS	9	Chattanooga (11/18/2023)
PUNTING AVG	53.9	Arkansas (10/14/2023)
LONG PUNT	71	Tennessee (10/21/2023)
PUNTS INSIDE 20	4	Arkansas (10/14/2023)
LONG PUNT RETURN	46	at Texas A&M (10/07/2023)

ALABAMA DRIVE CHARTS

LSU

Team	Qtr	Spot	Drive Started		Drive Ended			Consumed	
			Time	Obtained	Spot	Time	How lost	PI - Yds	TOP
ALA	1st	ALA25	15:00	Kickoff	ALA35	12:28	Punt	6 - 10	02:32
ALA		ALA24	09:42	Kickoff	LSU00	07:14	*TOUCHDOWN	5 - 76	02:28
ALA		ALA42	04:43	Downs	LSU00	00:25	*TOUCHDOWN	9 - 58	04:18
ALA	2nd	ALA29	11:21	FieldGoalMissed	LSU29	07:14	Missed FG	7 - 42	04:07
ALA		ALA26	03:03	Kickoff	LSU00	01:01	*TOUCHDOWN	9 - 74	02:02
ALA		ALA41	00:02	Kickoff	LSU39	00:00	End of half	1 - 20	00:02
ALA	3rd	ALA30	11:08	Kickoff	LSU00	07:30	*TOUCHDOWN	9 - 70	03:38
ALA		ALA32	03:54	Punt	LSU00	01:01	*TOUCHDOWN	6 - 68	02:53
ALA	4th	LSU25	14:37	Interception	LSU00	13:01	*TOUCHDOWN	3 - 25	01:36
ALA		ALA25	11:40	Punt	LSU25	04:30	Missed FG	12 - 50	07:10
ALA		ALA27	02:28	Downs	ALA36	00:00	End of half	4 - 9	02:28
Alabama			Q1	Q2	Q3	Q4	H1	H2	Total
Time of possession			09:22	06:20	06:37	11:14	15:42	17:51	33:33
3rd down conversions			3-4	4-5	2-2	2-3	7-9	4-5	11-14
Average field position			ALA30	ALA32	ALA31	ALA42	ALA31	ALA38	ALA34
4th down conversions			0-0	0-0	0-0	0-0	0-0	0-0	0-0

KENTUCKY

Team	Qtr	Spot	Drive Started		Drive Ended			Consumed	
			Time	Obtained	Spot	Time	How lost	PI - Yds	TOP
ALA	1st	ALA20	14:51	Kickoff	UKY00	09:38	*TOUCHDOWN	10 - 80	05:13
ALA		ALA45	07:23	Punt	UKY00	05:32	*TOUCHDOWN	4 - 55	01:51
ALA		UKY01	05:16	Fumble	UKY00	05:12	*TOUCHDOWN	1 - 1	00:04
ALA		ALA26	01:22	Kickoff	ALA32	00:00	Punt	3 - 6	01:22
ALA	2nd	ALA38	12:48	Punt	UKY00	10:14	*TOUCHDOWN	5 - 62	02:34
ALA		ALA13	07:16	Downs	ALA32	04:56	Interception	5 - 19	02:20
ALA		ALA31	02:39	Interception	ALA28	01:44	Punt	3 - 3	00:55
ALA		ALA20	00:35	Punt	ALA26	00:00	End of half	1 - 6	00:35
ALA	3rd	ALA35	10:46	Kickoff	UKY00	09:36	*TOUCHDOWN	9 - 65	01:10
ALA		UKY38	05:56	Punt	UKY00	14:48	*TOUCHDOWN	8 - 38	06:08
ALA	4th	ALA34	13:07	Punt	UKY00	09:46	*TOUCHDOWN	7 - 66	03:21
ALA		ALA26	07:35	Kickoff	ALA48	01:37	Punt	8 - 22	05:58
Alabama			Q1	Q2	Q3	Q4	H1	H2	Total
Time of possession			08:47	06:24	07:13	09:42	15:11	16:55	32:06
3rd down conversions			3-4	0-2	1-1	3-4	3-6	4-5	7-11
Average field position			ALA48	ALA26	ALA49	ALA30	ALA37	ALA39	ALA37
4th down conversions			0-0	0-0	0-0	0-0	0-0	0-0	0-0

CHATTANOOGA

Team	Qtr	Spot	Drive Started		Drive Ended			Consumed	
			Time	Obtained	Spot	Time	How lost	PI - Yds	TOP
ALA	1st	ALA33	14:51	Kickoff	UTC00	13:04	*TOUCHDOWN	4 - 67	01:47
ALA		ALA30	12:04	Punt	UTC00	09:27	*TOUCHDOWN	5 - 70	02:37
ALA		ALA10	07:29	Punt	UTC00	01:30	*TOUCHDOWN	11 - 90	05:59
ALA		ALA28	00:02	Punt	UTC47	13:26	Punt	5 - 25	01:36
ALA	2nd	ALA45	11:57	Punt	UTC00	10:42	*TOUCHDOWN	3 - 55	01:15
ALA		UTC38	08:34	Interception	UTC32	07:07	*FIELD GOAL	4 - 6	01:27
ALA		ALA40	03:22	Kickoff	UTC00	01:03	*TOUCHDOWN	5 - 60	02:19
ALA	3rd	ALA45	10:39	Kickoff	UTC00	08:39	*TOUCHDOWN	6 - 55	02:00
ALA	4th	ALA20	14:16	Punt	UTC00	13:04	*TOUCHDOWN	4 - 80	01:12
ALA		ALA26	11:06	Punt	ALA35	09:06	Punt	3 - 9	02:00
ALA		ALA46	06:15	Punt	UTC00	03:17	*TOUCHDOWN	6 - 54	02:58
ALA		ALA20	00:46	Punt	ALA18	00:00	End of half	2 - 2	00:46
Alabama			Q1	Q2	Q3	Q4	H1	H2	Total
Time of possession			10:34	08:52	02:07	06:56	17:26	09:03	26:29
3rd down conversions			3-4	1-2	0-0	2-3	4-6	2-3	6-9
Average field position			ALA25	ALA49	ALA45	ALA28	ALA35	ALA31	ALA34
4th down conversions			0-0	0-0	0-0	0-0	0-0	0-0	0-0

AUBURN

Team	Qtr	Spot	Drive Started		Drive Ended			Consumed	
			Time	Obtained	Spot	Time	How lost	PI - Yds	TOP
Bama	1st	Bama31	14:23	Punt	Auburn00	10:53	*TOUCHDOWN	8 - 69	03:30
Bama		Auburn49	09:21	Punt	Auburn50	07:14	Punt	3 - -1	02:07
Bama		Bama30	05:00	Kickoff	Auburn14	14:09	*FIELD GOAL	12 - 56	05:51
Bama	2nd	Bama01	07:36	Punt	Bama30	03:32	Punt	8 - 29	04:04
Bama		Bama19	02:17	Kickoff	Auburn00	01:33	*TOUCHDOWN	3 - 81	00:44
Bama		Bama25	00:50	Punt	Bama28	00:17	Punt	3 - 3	00:33
Bama	3rd	Bama25	15:00	Kickoff	Auburn04	09:12	*FIELD GOAL	12 - 71	05:48
Bama		Bama25	06:36	Kickoff	Auburn24	03:33	Missed FG	7 - 51	03:03
Bama	4th	Bama25	10:15	Kickoff	Bama25	09:06	Punt	3 - 0	01:09
Bama		Bama18	06:19	Punt	Bama25	04:48	Punt	3 - 7	01:31
Bama		Auburn30	04:48	Punt	Auburn00	00:32	*TOUCHDOWN	9 - 30	04:16
Alabama			Q1	Q2	Q3	Q4	H1	H2	Total
Time of possession			10:37	06:19	06:51	06:56	16:56	15:47	32:43
3rd down conversions			3-5	1-3	2-4	0-4	4-8	2-8	6-16
Average field position			Bama37	Bama15	Bama25	Bama38	Bama26	Bama33	Bama29
4th down conversions			0-0	0-0	0-0	2-2	0-0	2-2	2-2

GEORGIA

Team	Qtr	Spot	Drive Started		Drive Ended			Consumed	
			Time	Obtained	Spot	Time	How lost	PI - Yds	TOP
Bama	1st	Bama35	15:00	Kickoff	Bama33	13:21	Punt	3 - -2	01:39
Bama		Bama25	09:31	Kickoff	Bama31	08:38	Punt	3 - 6	00:53
Bama		Bama49	07:31	Punt	UGA25	03:43	*FIELD GOAL	8 - 26	03:48
Bama		Bama08	01:36	Punt	UGA00	12:04	*TOUCHDOWN	10 - 92	04:32
Bama	2nd	Bama31	04:37	FieldGoalMissed	UGA00	00:48	*TOUCHDOWN	9 - 69	03:49
Bama	3rd	Bama20	11:37	Punt	Bama22	10:36	Punt	3 - 2	01:01
Bama		Bama25	08:51	Kickoff	UGA45	04:24	Punt	8 - 30	04:27
Bama		UGA11	02:14	Fumble	UGA10	00:48	*FIELD GOAL	4 - 1	01:26
Bama	4th	Bama20	14:06	Punt	Bama23	11:53	Punt	3 - 3	02:13
Bama		Bama25	10:16	Kickoff	UGA00	05:47	*TOUCHDOWN	9 - 75	04:29
Bama		Bama25	02:52	Kickoff	UGA35	00:00	End of half	6 - 40	02:52
Alabama			Q1	Q2	Q3	Q4	H1	H2	Total
Time of possession			07:56	06:45	06:54	09:34	14:41	16:28	31:09
3rd down conversions			0-4	1-2	1-4	1-3	1-6	2-7	3-13
Average field position			Bama29	Bama31	Bama45	Bama23	Bama30	Bama34	Bama32
4th down conversions			1-1	1-1	0-0	0-0	2-2	0-0	2-2

OPPONENT DRIVE CHARTS

LSU

Team	Qtr	Spot	Drive Started		Drive Ended			Consumed	
			Time	Obtained	Spot	Time	How lost	PI - Yds	TOP
LSU	1st	LSU15	12:28	Punt	ALA00	09:46	*TOUCHDOWN	5 - 85	02:42
LSU		LSU25	07:14	Kickoff	ALA42	04:43	Downs	6 - 33	02:31
LSU		LSU17	00:19	Kickoff	ALA29	11:21	Missed FG	8 - 54	03:58
LSU	2nd	LSU29	07:14	FieldGoalMissed	ALA00	03:09	*TOUCHDOWN	8 - 71	04:05
LSU		LSU25	01:01	Kickoff	ALA00	00:05	*TOUCHDOWN	5 - 75	00:56
LSU	3rd	LSU25	15:00	Kickoff	ALA00	11:14	*TOUCHDOWN	9 - 75	03:46
LSU		LSU25	07:30	Kickoff	LSU35	03:54	Punt	6 - 10	03:36
LSU		LSU25	01:01	Kickoff	LSU27	14:37	Interception	2 - 2	01:24
LSU	4th	LSU25	13:01	Kickoff	LSU35	11:40	Punt	3 - 10	01:21
LSU		LSU25	04:30	FieldGoalMissed	ALA27	02:28	Downs	7 - 48	02:02

LSU	Q1	Q2	Q3	Q4	H1	H2	Total
Time of possession	05:38	08:40	08:23	03:46	14:18	12:09	26:27
3rd down conversions	0-2	2-2	2-3	0-2	2-4	2-5	4-9
Average field position	LSU19	LSU27	LSU25	LSU25	LSU22	LSU25	LSU24
4th down conversions	0-1	0-0	0-0	0-1	0-1	0-1	0-2

KENTUCKY

Team	Qtr	Spot	Drive Started		Drive Ended			Consumed	
			Time	Obtained	Spot	Time	How lost	PI - Yds	TOP
UKY	1st	UKY16	09:32	Kickoff	UKY11	07:23	Punt	3 - -5	02:09
UKY		UKY15	05:26	Kickoff	UKY13	05:16	Fumble	1 - -2	00:10
UKY		UKY25	05:12	Kickoff	UKY30	04:13	Punt	3 - 5	00:59
UKY		ALA32	04:13	Punt	ALA00	01:30	*TOUCHDOWN	6 - 32	02:43
UKY	2nd	UKY13	15:00	Punt	UKY20	12:48	Punt	3 - 7	02:12
UKY		UKY25	10:14	Kickoff	ALA13	07:16	Downs	6 - 62	02:58
UKY		UKY50	04:56	Interception	ALA40	02:39	Interception	6 - 10	02:17
UKY		UKY32	01:44	Punt	ALA50	00:35	Punt	5 - 18	01:09
UKY	3rd	UKY25	15:00	Kickoff	ALA00	10:53	*TOUCHDOWN	10 - 75	04:07
UKY		UKY25	06:29	Kickoff	UKY20	05:56	Punt	3 - -5	00:33
UKY	4th	UKY25	14:48	Kickoff	UKY28	13:07	Punt	3 - 3	01:41
UKY		UKY25	09:46	Kickoff	ALA00	07:46	*TOUCHDOWN	4 - 75	02:00
UKY		UKY11	01:37	Punt	UKY07	00:00	End of half	2 - -4	01:37

Kentucky	Q1	Q2	Q3	Q4	H1	H2	Total
Time of possession	06:13	08:36	07:47	05:18	14:49	13:05	27:54
3rd down conversions	0-2	1-5	1-2	1-2	1-7	2-4	3-11
Average field position	UKY31	UKY30	UKY25	UKY20	UKY31	UKY22	UKY27
4th down conversions	0-0	0-1	0-0	0-0	0-1	0-0	0-1

CHATTANOOGA

Team	Qtr	Spot	Drive Started		Drive Ended			Consumed	
			Time	Obtained	Spot	Time	How lost	PI - Yds	TOP
UTC	1st	UTC25	13:04	Kickoff	UTC27	12:04	Punt	3 - 2	01:00
UTC		UTC25	09:27	Kickoff	UTC45	07:29	Punt	4 - 20	01:58
UTC		UTC25	01:30	Kickoff	UTC31	00:02	Punt	3 - 6	01:28
UTC	2nd	UTC20	13:26	Punt	UTC22	11:57	Punt	3 - 2	01:29
UTC		UTC25	10:42	Kickoff	UTC38	08:34	Interception	4 - 13	02:08
UTC		UTC25	07:07	Kickoff	ALA00	03:39	*TOUCHDOWN	6 - 75	03:28
UTC		UTC23	00:56	Kickoff	UTC23	00:00	End of half	2 - 0	00:56
UTC	3rd	UTC25	15:00	Kickoff	ALA06	10:46	*FIELD GOAL	9 - 69	04:14
UTC		UTC25	08:39	Kickoff	UTC39	04:59	Punt	5 - 14	03:40
UTC		UTC25	04:59	Kickoff	ALA48	14:16	Punt	9 - 27	05:43
UTC	4th	UTC23	12:57	Kickoff	UTC26	11:06	Punt	3 - 3	01:51
UTC		UTC23	09:06	Punt	UTC15	06:15	Punt	3 - -8	02:51
UTC		UTC28	03:10	Kickoff	UTC33	00:46	Punt	3 - 5	02:24

Chattanooga	Q1	Q2	Q3	Q4	H1	H2	Total
Time of possession	04:26	08:08	12:53	08:04	12:34	20:57	33:31
3rd down conversions	0-3	1-2	3-6	0-3	1-5	3-9	4-14
Average field position	UTC25	UTC23	UTC25	UTC25	UTC24	UTC25	UTC24
4th down conversions	0-0	0-0	0-0	0-0	0-0	0-0	0-0

AUBURN

Team	Qtr	Spot	Drive Started		Drive Ended			Consumed	
			Time	Obtained	Spot	Time	How lost	PI - Yds	TOP
Auburn	1st	Auburn24	14:55	Kickoff	Auburn15	14:23	Punt	3 - -9	00:32
Auburn		Auburn04	10:47	Kickoff	Auburn09	09:21	Punt	3 - 5	01:26
Auburn		Auburn32	07:14	Punt	Bama00	05:00	*TOUCHDOWN	5 - 68	02:14
Auburn	2nd	Auburn25	14:09	Kickoff	Bama46	07:36	Punt	11 - 29	06:33
Auburn		Auburn12	03:32	Punt	Bama00	02:24	*TOUCHDOWN	3 - 88	01:08
Auburn		Auburn21	01:28	Kickoff	Auburn24	00:50	Punt	3 - 3	00:38
Auburn		Auburn30	00:17	Punt	Auburn49	00:00	Interception	4 - 19	00:17
Auburn	3rd	Auburn25	09:12	Kickoff	Bama00	06:36	*TOUCHDOWN	5 - 75	02:36
Auburn		Auburn24	03:33	FieldGoalMissed	Bama04	10:15	*FIELD GOAL	16 - 72	08:18
Auburn	4th	Auburn22	09:06	Punt	Auburn30	06:19	Punt	5 - 8	02:47
Auburn		Auburn15	00:26	Kickoff	Auburn01	00:00	Interception	2 - -14	00:26

Auburn	Q1	Q2	Q3	Q4	H1	H2	Total
Time of possession	04:23	08:41	06:09	08:04	13:04	14:13	27:17
3rd down conversions	0-2	2-5	2-4	0-1	2-7	2-5	4-12
Average field position	Auburn20	Auburn22	Auburn25	Auburn19	Auburn21	Auburn22	Auburn21
4th down conversions	0-0	0-0	0-0	0-0	0-0	0-0	0-0

GEORGIA

Team	Qtr	Spot	Drive Started		Drive Ended			Consumed	
			Time	Obtained	Spot	Time	How lost	PI - Yds	TOP
UGA	1st	UGA17	13:21	Punt	Bama00	09:31	*TOUCHDOWN	8 - 83	03:50
UGA		UGA13	08:38	Punt	UGA10	07:31	Punt	3 - 3	01:07
UGA		UGA25	03:43	Kickoff	UGA32	01:36	Punt	3 - 7	02:07
UGA	2nd	UGA25	12:04	Kickoff	Bama31	04:37	Missed FG	13 - 44	07:27
UGA		UGA25	00:48	Kickoff	UGA32	00:00	End of half	2 - 7	00:48
UGA	3rd	UGA25	15:00	Kickoff	UGA45	11:37	Punt	5 - 20	03:23
UGA		UGA30	10:36	Punt	Bama16	08:51	*FIELD GOAL	5 - 54	01:45
UGA		UGA06	04:24	Punt	UGA11	02:14	Fumble	4 - 5	02:10
UGA		UGA25	00:48	Kickoff	UGA35	14:06	Punt	5 - 10	01:42
UGA	4th	Bama35	11:53	Punt	Bama00	10:16	*TOUCHDOWN	4 - 35	01:37
UGA		UGA25	05:47	Kickoff	Bama00	02:52	*TOUCHDOWN	10 - 75	02:55

Georgia	Q1	Q2	Q3	Q4	H1	H2	Total
Time of possession	07:04	08:15	08:06	05:26	15:19	13:32	28:51
3rd down conversions	1-3	2-3	1-4	0-2	3-6	1-6	4-12
Average field position	UGA18	UGA25	UGA22	UGA45	UGA21	UGA29	UGA26
4th down conversions	0-0	0-0	0-0	2-2	0-0	2-2	2-2

ALABAMA BY QUARTER STATS

3rd-Down Conversions

Date	Opponent	Score	Overall	1st Qtr	2nd Qtr	3rd Qtr	4th Qtr	Overtime
09/02/2023	Middle Tenn.	W 56-7	10-13 76.9	4-4 100.0	2-4 50.0	2-3 66.7	2-2 100.0	0-0 0.0
09/09/2023	Texas	L 24-34	5-14 35.7	0-2 0.0	2-5 40.0	2-5 40.0	1-2 50.0	0-0 0.0
09/16/2023	at South Fla.	W 17-3	5-15 33.3	1-4 25.0	2-5 40.0	0-1 0.0	2-5 40.0	0-0 0.0
09/23/2023	Ole Miss	W 24-10	6-13 46.2	2-4 50.0	2-5 40.0	1-2 50.0	1-2 50.0	0-0 0.0
09/30/2023	at Mississippi St.	W 40-17	5-12 41.7	0-2 0.0	3-4 75.0	2-4 50.0	0-2 0.0	0-0 0.0
10/07/2023	at Texas A&M	W 26-20	4-12 33.3	1-3 33.3	0-3 0.0	2-2 100.0	1-4 25.0	0-0 0.0
10/14/2023	Arkansas	W 24-21	6-14 42.9	1-3 33.3	3-4 75.0	0-3 0.0	2-4 50.0	0-0 0.0
10/21/2023	Tennessee	W 34-20	5-13 38.5	0-3 0.0	2-3 66.7	1-2 50.0	2-5 40.0	0-0 0.0
11/04/2023	LSU	W 42-28	11-14 78.6	3-4 75.0	4-5 80.0	2-2 100.0	2-3 66.7	0-0 0.0
11/11/2023	at Kentucky	W 49-21	7-11 63.6	3-4 75.0	0-2 0.0	1-1 100.0	3-4 75.0	0-0 0.0
11/18/2023	Chattanooga	W 66-10	6-9 66.7	3-3 100.0	1-3 33.3	0-0 0.0	2-3 66.7	0-0 0.0
11/25/2023	at Auburn	W 27-24	6-16 37.5	3-4 75.0	1-4 25.0	2-4 50.0	0-4 0.0	0-0 0.0
12/02/2023	vs Georgia	W 27-24	3-13 23.1	0-3 0.0	1-3 33.3	1-4 25.0	1-3 33.3	0-0 0.0
Alabama			79-169 46.7	21-43 48.8	23-50 46.0	16-33 48.5	19-43 44.2	0-0 0.0
Opponents			61-180 33.9	12-46 26.1	24-52 46.2	16-41 39.0	9-41 22.0	0-0 0.0

4th-Down Conversions

Date	Opponent	Score	Overall	1st Qtr	2nd Qtr	3rd Qtr	4th Qtr	Overtime
09/02/2023	Middle Tenn.	W 56-7	0-0 0.0	0-0 0.0	0-0 0.0	0-0 0.0	0-0 0.0	0-0 0.0
09/09/2023	Texas	L 24-34	1-1 100.0	1-1 100.0	0-0 0.0	0-0 0.0	0-0 0.0	0-0 0.0
09/16/2023	at South Fla.	W 17-3	0-0 0.0	0-0 0.0	0-0 0.0	0-0 0.0	0-0 0.0	0-0 0.0
09/23/2023	Ole Miss	W 24-10	0-0 0.0	0-0 0.0	0-0 0.0	0-0 0.0	0-0 0.0	0-0 0.0
09/30/2023	at Mississippi St.	W 40-17	0-0 0.0	0-0 0.0	0-0 0.0	0-0 0.0	0-0 0.0	0-0 0.0
10/07/2023	at Texas A&M	W 26-20	0-1 0.0	0-0 0.0	0-0 0.0	0-0 0.0	0-1 0.0	0-0 0.0
10/14/2023	Arkansas	W 24-21	0-0 0.0	0-0 0.0	0-0 0.0	0-0 0.0	0-0 0.0	0-0 0.0
10/21/2023	Tennessee	W 34-20	0-0 0.0	0-0 0.0	0-0 0.0	0-0 0.0	0-0 0.0	0-0 0.0
11/04/2023	LSU	W 42-28	0-0 0.0	0-0 0.0	0-0 0.0	0-0 0.0	0-0 0.0	0-0 0.0
11/11/2023	at Kentucky	W 49-21	0-0 0.0	0-0 0.0	0-0 0.0	0-0 0.0	0-0 0.0	0-0 0.0
11/18/2023	Chattanooga	W 66-10	0-0 0.0	0-0 0.0	0-0 0.0	0-0 0.0	0-0 0.0	0-0 0.0
11/25/2023	at Auburn	W 27-24	2-2 100.0	0-0 0.0	0-0 0.0	0-0 0.0	2-2 100.0	0-0 0.0
12/02/2023	vs Georgia	W 27-24	2-2 100.0	0-0 0.0	2-2 100.0	0-0 0.0	0-0 0.0	0-0 0.0
Alabama			5-6 83.3	1-1 100.0	2-2 100.0	0-0 0.0	2-3 66.7	0-0 0.0
Opponents			9-25 36.0	1-4 25.0	1-4 25.0	2-6 33.3	5-11 45.5	0-0 0.0

Time of Possession

Date	Opponent	Score	Overall	1st Qtr	2nd Qtr	3rd Qtr	4th Qtr	Overtime
09/02/2023	Middle Tenn.	W 56-7	29:03	08:04	07:27	04:39	08:53	00:00
09/09/2023	Texas	L 24-34	27:29	02:28	11:24	09:35	04:02	00:00
09/16/2023	at South Fla.	W 17-3	29:34	04:55	08:02	04:27	12:10	00:00
09/23/2023	Ole Miss	W 24-10	34:23	07:21	12:44	06:29	07:49	00:00
09/30/2023	at Mississippi St.	W 40-17	30:10	06:25	08:22	07:38	07:45	00:00
10/07/2023	at Texas A&M	W 26-20	29:09	04:10	08:13	09:28	07:18	00:00
10/14/2023	Arkansas	W 24-21	29:49	06:04	09:11	06:40	07:54	00:00
10/21/2023	Tennessee	W 34-20	32:19	04:22	09:25	07:21	11:11	00:00
11/04/2023	LSU	W 42-28	33:33	09:22	06:20	06:37	11:14	00:00
11/11/2023	at Kentucky	W 49-21	32:06	08:47	06:24	01:17	15:38	00:00
11/18/2023	Chattanooga	W 66-10	26:29	10:32	06:54	02:07	06:56	00:00
11/25/2023	at Auburn	W 27-24	32:43	05:37	11:19	08:51	06:56	00:00
12/02/2023	vs Georgia	W 27-24	31:09	06:20	08:21	06:54	09:34	00:00
Alabama			Total 397:56	84:27	114:06	82:03	117:20	00:00
			Avg. 30:37	06:30	08:47	06:19	09:02	00:00
Opponents			Total 382:04	88:36	102:51	91:30	99:07	00:00
			Avg. 29:23	06:49	07:55	07:02	07:37	00:00

2023 RECAPS AND BOX SCORES



MIDDLE TENNESSEE (0-1)	7
ALABAMA (1-0)	56

SATURDAY, SEPTEMBER 2 • BRYANT-DENNY STADIUM • TUSCALOOSA, ALA.
ATTENDANCE: 100,077 • TV: SEC NETWORK

TUSCALOOSA, Ala. – The No. 4/3 Alabama football team opened the 2023 campaign with a resounding 56-7 win over Middle Tennessee in front of a sold-out crowd at Bryant-Denny Stadium. With the victory, the Crimson Tide won its 21st consecutive home game which stands as the fourth-best streak in program history.

Making just his second career start, quarterback Jalen Milroe shined against the Blue Raiders, accounting for five touchdowns and 242 total yards of offense. Milroe closed the night with 194 yards and three touchdowns through the air, while also rushing seven times for 48 yards and a pair of scores.

Eight different receivers caught at least one pass in the win, led by Isaiah Bonds five catches for 76 yards and a touchdown. Both Jermaine Burton (3 receptions, 62 yards) and Amari Niblack (2 receptions, 49 yards) also found the back of the endzone for Alabama.

Defensively, the Tide was led by Caleb Downs' eight tackles, which included six solo stops, while Deontae Lawson added seven tackles, two tackles for loss and a sack. As a unit, Alabama combined to make three sacks, seven tackles for loss, six quarterback hurries and a pair of turnovers.

	1	2	3	4	Score
Middle Tennessee	0	0	7	0	7
Alabama	14	14	14	14	56

SCORING SUMMARY

1st	10:49	UA	Jalen Milroe 21 yard rush (Will Reichard kick), 6-63, 2:58	MT 0 - UA 7
	04:15	UA	Jase McClellan 1 yard rush (Will Reichard kick), 11-47, 5:06	MT 0 - UA 14
2nd	03:07	UA	Jalen Milroe 13 yard rush (Will Reichard kick), 2-42, 0:35	MT 0 - UA 21
	01:58	UA	Isaiah Bond 47 yard pass from Jalen Milroe (Will Reichard kick), 1-47, 0:07	MT 0 - UA 28
3rd	12:54	UA	Jermaine Burton 48 yard pass from Jalen Milroe (Will Reichard kick), 6-75, 2:06	MT 0 - UA 35
	10:25	UA	Amari Niblack 29 yard pass from Jalen Milroe (Will Reichard kick), 2-34, 0:41	MT 0 - UA 42
	00:32	MT	Bryce Bailey 7 yard pass from Nicholas Vattiatto (Zeke Rankin kick), 11-68, 0:00	MT 7 - UA 42
4th	10:38	UA	Tyler Buchner 9 yard rush (Will Reichard kick), 10-77, 4:47	MT 7 - UA 49
	05:58	UA	Ty Simpson 1 yard rush (Conor Talty kick), 6-33, 3:17	MT 7 - UA 56

TIME DETAILS

	MT	UA
FIRST DOWNS	13	24
RUSHES-YARDS (NET)	26-78	40-205
PASSING YDS (NET)	133	226
Passes Comp-Att-Int	24-35-1	17-24-0
TOTAL OFFENSE PLAYS-YARDS	61-211	64-431
Fumble Returns-Yards	0-0-0	1-2-0
Punt Returns-Yards	0-0-0	6-67-0
Kickoff Returns-Yards	2-21-0	1-23-0
Interception Returns-Yards	0-0-0	1-13-0
Punts (Number-Avg)	8-50.0	3-46.3
Fumbles-Lost	3-1	1-0
Penalties-Yards	9-84	2-19
Possession Time	24:59	29:03
Third-Down Conversions	6 of 16	10 of 13
Fourth-Down Conversions	0 of 0	0 of 0
Red-Zone Scores-Chances	0-1	4-4
Sacks By: Number-Yards	2-16	3-25

RUSHING: MT - Jekail Middlebrook 8-32; Nicholas Vattiatto 6-16; Frank Peasant 3-10; Jaiden Credle 4-8; Raymond Banner 2-6; DJ Riles 1-3; Kyle Lowe 1-3. UA - Jalen Milroe 7-48; Jase McClellan 10-39; Roydell Williams 7-36; Justice Haynes 4-29; Richard Young 5-18; Jam Miller 4-14; Ty Simpson 2-12.

PASSING: MT - Nicholas Vattiatto 21-32-1-127; DJ Riles 2-2-0-4; Kyle Lowe 1-1-0-minus 1. UA - Jalen Milroe 13-18-0-194; Tyler Buchner 3-5-0-27; Ty Simpson 1-1-0-5.

RECEIVING: MT - Jaiden Credle 4-25; DJ England-Chisolm 3-16; Elijah Metcalf 3-12; Holden Willis 2-15; Jacob Coleman 2-13; Bryce Bailey 2-10; Jeremy Tate Jr. 2-7; A.J. Foley 2-6; Jekail Middlebrook 1-21; Justin Olson 1-6; Javonte Sherman 1-4; Kalani Norris 1-minus 2. UA - Isaiah Bond 5-76; Jermaine Burton 3-62; Kobe Prentice 3-20; Amari Niblack 2-49; CJ Dippre 1-5; Malik Benson 1-5; Roydell Williams 1-4.

INTERCEPTIONS: UA - Jaylen Key 1-13.

FUMBLES: MT - DJ England-Chisolm 1-0, Jacob Coleman 1-1, Nicholas Vattiatto 1-0.



11/10 TEXAS (2-0)	34
3/3 ALABAMA (1-1)	24

SATURDAY, SEPTEMBER 9 • BRYANT-DENNY STADIUM • TUSCALOOSA, ALA.
ATTENDANCE: 100,077 • TV: ESPN

TUSCALOOSA, Ala. – The No. 3/3 Alabama football team dropped a 34-24 decision to No. 11/10 Texas. The Longhorns trailed by a field goal entering the fourth quarter of play but scored three touchdowns in less than a six-minute span to pull away for the victory.

The loss was Alabama's first at home since Nov. 9, 2019 (lost 46-41 to then-No. 1 LSU), while it's the first time since Nov. 17, 2007 that the Tide has lost a non-conference home game (lost 21-14 to ULM). The defeat not only ended UA's 21-game overall home-winning streak, but also snapped a streak of 43 consecutive home wins over non-conference opponents.

Alabama quarterback Jalen Milroe finished the night with 299 yards of combined offense, passing for 255 yards and a pair of touchdowns through the air while also rushing for 44 yards on 15 carries. Kobe Prentice had five receptions for 68 yards while Jermaine Burton (2 receptions, 58 yards) and Amari Niblack (2 receptions, 45 yards) each found the back of the end zone.

Defensively, the Tide was led by Caleb Downs and Trezmen Marshall, who each finished with 10 tackles, while Deontae Lawson added eight stops.

	1	2	3	4	Score
Texas	3	10	0	21	34
Alabama	0	6	10	8	24

SCORING SUMMARY

1st	04:42	UT	Bert Auburn 32 yard field goal, 10-26, 3:45	UT 3 - UA 0
2nd	14:55	UA	Will Reichard 42 yard field goal, 12-51, 4:47	UT 3 - UA 3
	13:26	UT	Xavier Worthy 44 yard pass from Quinn Ewers (Bert Auburn kick), 4-75, 1:29	UT 10 - UA 3
	04:05	UT	Bert Auburn 29 yard field goal, 14-82, 6:25	UT 13 - UA 3
	00:00	UA	Will Reichard 30 yard field goal, 8-50, 1:34	UT 13 - UA 6
3rd	11:04	UT	Will Reichard 51 yard field goal, 7-42, 3:56	UT 13 - UA 9
	00:14	UA	Jermaine Burton 49 yard pass from Jalen Milroe (Will Reichard kick), 5-59, 2:38	UT 13 - UA 16
4th	14:05	UT	Adonai Mitchell 7 yard pass from Quinn Ewers (Bert Auburn kick), 3-75, 1:09	UT 20 - UA 16
	13:50	UT	Jonathon Brooks 5 yard rush (Bert Auburn kick), 1-5, 0:04	UT 27 - UA 16
	11:08	UA	Amari Niblack 39 yard pass from Jalen Milroe (Isaiah Bond pass from Jalen Milroe), 6-75, 2:42	UT 27 - UA 24
	08:23	UT	Adonai Mitchell 39 yard pass from Quinn Ewers (Bert Auburn kick), 7-75, 2:45	UT 34 - UA 24

TIME DETAILS

	UT	UA
FIRST DOWNS	24	18
RUSHES-YARDS (NET)	37-105	35-107
PASSING YDS (NET)	349	255
Passes Comp-Att-Int	24-38-0	14-27-2
TOTAL OFFENSE PLAYS-YARDS	75-454	62-362
Fumble Returns-Yards	0-0-0	0-0-0
Punt Returns-Yards	0-0-0	1--6-0
Kickoff Returns-Yards	1-22-0	1-18-0
Interception Returns-Yards	2-48-0	0-0-0
Punts (Number-Avg)	3-50.0	5-52.6
Fumbles-Lost	2-0	0-0
Penalties-Yards	4-40	10-90
Possession Time	32:31	23:27
Third-Down Conversions	7 of 18	5 of 14
Fourth-Down Conversions	2 of 3	1 of 1
Red-Zone Scores-Chances	4-4	1-1
Sacks By: Number-Yards	5-31	0-0

RUSHING: UT - Jonathon Brooks 14-57; CJ Baxter 11-31; Quinn Ewers 3-11; Keilan Robinson 3-6; Adonai Mitchell 1-5; Xavier Worthy 1-3; Jaydon Blue 1-minus 2. UA - Jase McClellan 12-45; Jalen Milroe 15-44; Roydell Williams 6-12; Jamarion Miller 2-6.

PASSING: UT - Quinn Ewers 24-38-0-349. UA - Jalen Milroe 14-27-2-255.

RECEIVING: UT - Ja'Tavion Sanders 5-114; Xavier Worthy 5-75; CJ Baxter 4-21; Adonai Mitchell 3-78; Jordan Whittington 3-44; Jaydon Blue 1-7; Jonathon Brooks 1-4; Quinn Ewers 1-3. UA - Kobe Prentice 5-68; Jermaine Burton 2-58; Amari Niblack 2-45; Malik Benson 2-33; Isaiah Bond 1-34; Jase McClellan 1-12; Roydell Williams 1-5.

INTERCEPTIONS: UT - Jahdae Barron 1-16; Jerrin Thompson 1-32.

FUMBLES: UT - Adonai Mitchell 1-0; Quinn Ewers 1-0.

2023 RECAPS AND BOX SCORES



10/10	ALABAMA (2-1)	17
	USF (1-2)	3

SATURDAY, SEPTEMBER 16 • RAYMOND JAMES STADIUM • TAMPA, FLA.
ATTENDANCE: 65,138 • TV: ABC

TAMPA, Fla. – The No. 10/10 Alabama football team defeated South Florida 17-3 in Raymond James Stadium. The Crimson Tide and Bulls were deadlocked in a 3-3 tie at intermission, however, back-up quarterback Ty Simpson led the team to 17 unanswered points to pull out the victory.

Simpson was solid after being inserted into the lineup late in the first half. For the day, he completed 5-of-9 passes for 73 yards and guided the Crimson Tide to all three of its scores – a field goal just before halftime and touchdown drives of 84 yards in the third quarter and 80 yards in the fourth quarter to take the victory.

Running back Roydell Williams had a career game, rushing for 129 yards on 17 carries (7.6 yards per carry) and a touchdown in the victory. As a team, Alabama ran the ball for a total of 203 yards on 42 carries for a 4.8 yards per rush.

The defense was dominant, allowing only a first quarter field goal after a muffed punt deep in Alabama's territory. The Tide was led by Deontae Lawson's 10 total tackles which included 1 sack and 1.5 tackles for loss. Meanwhile, Dallas Turner also had a big game with 2.5 sacks and seven total tackles, including five unassisted.

	1	2	3	4	Score
Alabama	0	3	7	7	17
USF	3	3	7	7	3

SCORING SUMMARY

1st	07:08	USF	John Cannon 44 yard field goal, 4-4, 1:01	UA 0 - USF 3
2nd	02:10	UA	Will Reichard 30 yard field goal, 5-13, 2:09	UA 3 - USF 3
3rd	04:35	UA	Roydell Williams 1 yard rush (Will Reichard kick), 6-84, 2:19	UA 10 - USF 3
4th	00:33	UA	Ty Simpson 1 yard rush (Will Reichard kick), 11-80, 5:56	UA 17 - USF 3

TIME DETAILS

	UA	USF
FIRST DOWNS	16	14
RUSHES-YARDS (NET)	42-203	46-177
PASSING YDS (NET)	107	87
Passes Comp-Att-Int	10-23-0	14-28-1
TOTAL OFFENSE PLAYS-YARDS	65-310	74-264
Fumble Returns-Yards	0-0-0	0-0-0
Punt Returns-Yards	1--1-0	3-22-0
Kickoff Returns-Yards	1-22-0	0-0-0
Interception Returns-Yards	1-0-0	0-0-0
Punts (Number-Avg)	8-46.1	5-44.4
Fumbles-Lost	1-1	1-1
Penalties-Yards	5-35	5-40
Possession Time	29:34	30:26
Third-Down Conversions	5 of 15	5 of 17
Fourth-Down Conversions	0 of 0	2 of 6
Red-Zone Scores-Chances	3-3	0-0
Sacks By: Number-Yards	5-21	5-32

RUSHING: UA - Roydell Williams 17-129; Jase McClellan 13-74; Tyler Buchner 2-11; Jam Miller 1-1; Ty Simpson 9-minus 12. USF - Byrum Brown 23-92; Nay'Quan Wright 15-62; K'wan Powell 4-10; Michel Dukes 2-6; Kelley Joiner 1-4; Gunnar Greenwald 1-3.

PASSING: UA - Tyler Buchner 5-14-0-34; Ty Simpson 5-9-0-73. USF - Byrum Brown 14-28-1-87.

RECEIVING: UA - Isaiah Bond 4-42; CJ Dippre 1-45; Jermaine Burton 1-7; Jase McClellan 1-6; Robbie Ouzts 1-5; Roydell Williams 1-2; Malik Benson 1-0. USF - Sean Atkins 6-42; Naiem Simmons 3-20; Weston Wolff 2-17; Michel Dukes 1-9; Kelley Joiner 1-4; K'wan Powell 1-minus 5.

INTERCEPTIONS: UA - Malachi Moore 1-0.

FUMBLES: UA - Kool-Aid McKinstry 1-1. USF - Byrum Brown 1-1.



15/16	OLE MISS (3-1, 0-1 SEC)	10
13/12	ALABAMA (3-1, 1-0 SEC)	24

SATURDAY, SEPTEMBER 23 • BRYANT-DENNY STADIUM • TUSCALOOSA, ALA.
ATTENDANCE: 100,077 • TV: CBS

TUSCALOOSA, Ala. – The No. 13/12 Alabama football team used a strong second half to overpower No. 15/16 Ole Miss, 24-10. The contest was the Southeastern Conference opener for both teams.

The Crimson Tide collected 241 of its 356 yards of total offense in the second half and outscored the Rebels 18-3 en route to the team's eighth consecutive win in the series.

Jalen Milroe returned to his starting role at quarterback, connecting on 17-of-21 passes for 225 yards and a touchdown through the air. Wide receivers Jalen Hale and Jermaine Burton led the team in receiving as each finished with a pair of catches for 63 and 62 yards, respectively. Meanwhile, Jase McClellan became the second Alabama running back in as many weeks to eclipse the century mark for rushing yards, finishing with 105 on 17 carries to average an impressive 6.2 yards per tote. McClellan found the end zone from eight yards out and added a 22-yard run on the day, the longest by either team.

Alabama was led on defense by Terrion Arnold, who finished with eight tackles, an interception and a pair of quarterback hurries. Dallas Turner had another big game with two sacks and 3.5 tackles for loss, while Chris Braswell and Tim Smith each recorded 1.5 sacks in the contest.

	1	2	3	4	Score
Ole Miss	7	0	3	0	10
Alabama	3	3	11	7	24

SCORING SUMMARY

1st	06:57	UA	Will Reichard 48 yard field goal, 11-61, 6:02	OM 0 - UA 3
	03:55	OM	Jaxson Dart 10 yard rush (Caden Davis kick), 7-75, 3:02	OM 7 - UA 3
2nd	05:42	UA	Will Reichard 40 yard field goal, 4--21, 2:02	OM 7 - UA 6
3rd	11:09	UA	Will Reichard 23 yard field goal, 9-70, 3:51	OM 7 - UA 9
	06:29	UA	Jalen Hale 33 yard pass from Jalen Milroe (Ty Simpson rush), 6-59, 2:38	OM 7 - UA 17
	00:34	OM	Caden Davis 35 yard field goal, 14-58, 5:51	OM 10 - UA 17
4th	12:10	UA	Jase McClellan 8 yard rush (Will Reichard kick), 6-75, 3:24	OM 10 - UA 24

TIME DETAILS

	OM	UA
FIRST DOWNS	17	30
RUSHES-YARDS (NET)	29-56	45-131
PASSING YDS (NET)	245	225
Passes Comp-Att-Int	21-36-1	17-21-1
TOTAL OFFENSE PLAYS-YARDS	65-301	66-356
Fumble Returns-Yards	0-0-0	0-0-0
Punt Returns-Yards	0-0-0	1-4-0
Kickoff Returns-Yards	2-26-0	0-0-0
Interception Returns-Yards	1-0-0	1-37-0
Punts (Number-Avg)	5-38.0	3-48.3
Fumbles-Lost	2-0	1-0
Penalties-Yards	8-69	6-60
Possession Time	25:37	34:23
Third-Down Conversions	6 of 13	6 of 13
Fourth-Down Conversions	3 of 4	0 of 0
Red-Zone Scores-Chances	2-4	4-5
Sacks By: Number-Yards	4-29	5-32

RUSHING: OM - Quinshon Judkins 13-56; Jaxson Dart 12-6; Ulysses Bentley IV 1-3; Dayton Wade 2-2; Jordan Watkins 1-minus 9. UA - Jase McClellan 17-105; Jalen Milroe 16-28; Roydell Williams 8-21; Jamarion Miller 1-minus 6.

PASSING: OM - Jaxson Dart 20-35-1-244. UA - Jalen Milroe 17-21-1-225.

RECEIVING: OM - Jordan Watkins 9-57; Dayton Wade 5-88; Ulysses Bentley IV 3-41; Caden Prieskom 1-21; Zakhari Franklin 1-16; Kyirin Heath 1-12. UA - Roydell Williams 3-13; Jalen Hale 2-63; Jermaine Burton 2-62; CJ Dippre 2-28; Jase McClellan 2-12; Kendrick Law 2-11; Robbie Ouzts 1-21; Isaiah Bond 1-10; Amari Niblack 1-3; Ja Corey Brooks 1-2.

INTERCEPTIONS: OM - Zamari Walton 1-0. UA - Terrion Arnold 1-37

FUMBLES: OM - Ulysses Bentley IV 1-0; Jaxson Dart 1-0.

2023 RECAPS AND BOX SCORES



12/11 ALABAMA (4-1, 2-0 SEC) 40
MISSISSIPPI STATE (2-3, 0-3 SEC) 17

SATURDAY, SEPTEMBER 30 • DAVIS WADE STADIUM • STARKVILLE, MISS.
ATTENDANCE: 60,111 • TV: ESPN

STARKVILLE, Miss. – The No. 12/11 Alabama football team overwhelmed Mississippi State, using a balanced offensive attack and strong defensive performance on the way to a 40-17 victory in Davis Wade Stadium.

The Crimson Tide combined for 357 total yards of offense which included 164 yards through the air and 193 on the ground. Additionally, the defense had another strong outing as it accounted for three interceptions, a pick-six and eight tackles for loss in the win.

Quarterback Jalen Milroe had another solid night, completing 10-of-12 passes for 169 yards. He also rushed the ball 11 times for 69 yards and a pair of scores to account for 238 yards of total offense. Both Jase McClellan (15 rushes for 63 yards and a touchdown) and Roydell Williams (10 rushes for 44 yards) also produced in the ground game as the duo combined for 107 yards on 25 carries and a touchdown (4.3 yards per carry).

The Crimson Tide was led defensively on the night by Jihaad Campbell's career-high 14 tackles to go with an interception, tackle for loss and a half sack. Caleb Downs had 13 tackles which included five solo stops and a pick, while Trezmen Marshall added nine tackles, including a team-high two tackles for loss and 1.5 sacks.

	1	2	3	4	Score
Alabama	14	17	3	6	40
Mississippi State	0	10	7	0	17

SCORING SUMMARY

1st	04:48	UA	Jalen Milroe 53 yard rush (Will Reichard kick), 3-70, 1:21	UA 7 - MSU 0
	03:51	UA	Chris Braswell 28 yard interception return (Will Reichard kick), 0:57	UA 14 - MSU 0
2nd	12:44	MSU	Kyle Ferrie 31 yard field goal, 12-62, 6:07	UA 14 - MSU 3
	10:07	UA	Will Reichard 48 yard field goal, 6-46, 2:30	UA 17 - MSU 3
	06:26	MSU	Mike Wright 15 yard rush (Kyle Ferrie kick), 9-64, 3:33	UA 17 - MSU 10
	01:07	UA	Jase McClellan 2 yard rush (Will Reichard kick), 12-75, 5:19	UA 24 - MSU 10
	00:31	UA	Jalen Milroe 10 yard rush (Will Reichard kick), 3-31, 0:26	UA 31 - MSU 10
3rd	09:11	MSU	Jeffrey Pittman 1 yard pass from Will Rogers (Kyle Ferrie kick), 11-75, 5:49	UA 31 - MSU 17
	02:50	UA	Will Reichard 38 yard field goal, 12-54, 6:12	UA 34 - MSU 17
4th	09:04	UA	Will Reichard 34 yard field goal, 6-18, 3:29	UA 37 - MSU 17
	06:08	UA	Will Reichard 48 yard field goal, 4-4, 1:30	UA 40 - MSU 17

TIME DETAILS

	UA	MSU
FIRST DOWNS	17	15
RUSHES-YARDS (NET)	43-193	35-154
PASSING YDS (NET)	164	107
Passes Comp-Att-Int	10-13-0	15-27-3
TOTAL OFFENSE PLAYS-YARDS	56-357	62-261
Fumble Returns-Yards	0-0-0	0-0-0
Punt Returns-Yards	1--4-0	3-22-0
Kickoff Returns-Yards	3-73-0	5-110-0
Interception Returns-Yards	3-41-1	0-0-0
Punts (Number-Avg)	3-53.3	3-45.0
Fumbles-Lost	2-0	0-0
Penalties-Yards	6-40	3-15
Possession Time	30:10	29:50
Third-Down Conversions	5 of 12	5 of 13
Fourth-Down Conversions	0 of 0	0 of 3
Red-Zone Scores-Chances	4-4	3-3
Sacks By: Number-Yards	4-22	4-23

RUSHING: UA - Jalen Milroe 11-69; Jase McClellan 15-68; Roydell Williams 10-44; Justice Haynes 4-22; Jam Miller 1-0; Ty Simpson 1-minus 1. MSU - Jo'Quavious Marks 9-69; Jeffrey Pittman 7-35; Seth Davis 4-20; Mike Wright 3-19; Keyvone Lee 2-7; Will Rogers 7-6; Lideatrick Griffin 2-1.

PASSING: UA - Jalen Milroe 10-12-0-164; Ty Simpson 0-1-0-0. MSU - Will Rogers 15-27-3-107.

RECEIVING: UA - Amari Niblack 3-61; Jase McClellan 2-19; Malik Benson 1-27; CJ Dippre 1-26; Isaiah Bond 1-17; Kendrick Law 1-5; Ja'Corey Brooks 1-3. MSU - Lideatrick Griffin 5-21; Antonio Harmon 3-21; Freddie Roberson 2-23; Zavion Thomas 1-8; Jo'Quavious Marks 1-7; Seth Davis 1-4.

INTERCEPTIONS: UA - Jihaad Campbell 1-2; Caleb Downs 1-11; Chris Braswell 1-28.

FUMBLES: UA - Kool-Aid McKinstry 1-0.



11/10 ALABAMA (5-1, 3-0 SEC) 26
TEXAS A&M (4-2, 2-1 SEC) 20

SATURDAY, OCTOBER 7 • KYLE FIELD • BRYAN-COLLEGE STATION, TEXAS
ATTENDANCE: 108,101 • TV: CBS

BRYAN-COLLEGE STATION, Texas – The No. 11/10 Alabama football team continued its winning ways with a 26-20 road victory at Texas A&M. With the victory, the Crimson Tide improves to 5-1 overall and sits atop the SEC Western Division with a perfect 3-0 record.

Quarterback Jalen Milroe had a strong showing in his first appearance at Kyle Field, throwing for a career-best 321 yards on 21-of-33 passing and three touchdowns. Wide receiver Jermaine Burton was the main beneficiary of Milroe's efforts, as he finished with nine catches for 197 yards and a touchdown. Isaiah Bond was next in line behind Burton, closing with 96 yards receiving on seven catches and a score.

The Crimson Tide defense continued its impressive play this season - especially in the second half - allowing the Aggies only three points and 103 total yards of offense after intermission. Defensive lineman Tim Keenan III stepped up to lead the team with eight tackles and a sack, while Caleb Downs added seven tackles and an interception.

	1	2	3	4	Score
Alabama	3	7	14	2	26
Texas A&M	3	14	0	3	20

SCORING SUMMARY

1st	05:34	TAMU	Rany Bond 22 yard field goal, 7-39, 3:15	UA 0 - TAMU 3
	03:31	UA	Will Reichard 39 yard field goal, 6-49, 1:56	UA 3 - TAMU 3
2nd	14:51	UA	Isaiah Bond 52 yard pass from Jalen Milroe (Will Reichard kick), 5-66, 2:06	UA 10 - TAMU 3
	09:57	TAMU	Jake Johnson 22 yard pass from Max Johnson (Randy Bond kick), 1-22, 0:08	UA 10 - TAMU 10
	03:23	TAMU	Le'Veon Moss 1 yard rush (Randy Bond kick), 11-53, 5:38	UA 10 - TAMU 17
3rd	07:29	UA	Jermaine Burton 15 yard pass from Jalen Milroe (Will Reichard kick), 6-39, 2:57	UA 17 - TAMU 17
	00:22	UA	Jermaine Burton 19 yard pass from Jalen Milroe (Will Reichard kick), 6-80, 2:37	UA 24 - TAMU 17
4th	05:55	UA	Safety, 0:46	UA 26 - TAMU 17
4th	02:11	TAMU	Randy Bond 20 yard field goal, 5-62, 1:26	UA 26 - TAMU 20

TIME DETAILS

	UA	TAMU
FIRST DOWNS	16	16
RUSHES-YARDS (NET)	26-23	35-67
PASSING YDS (NET)	321	239
Passes Comp-Att-Int	21-33-1	14-25-1
TOTAL OFFENSE PLAYS-YARDS	59-344	60-306
Fumble Returns-Yards	0-0-0	0-0-0
Punt Returns-Yards	1--1-0	1-46-0
Kickoff Returns-Yards	3-80-0	2-26-0
Interception Returns-Yards	1-0-0	1-15-0
Punts (Number-Avg)	6-42.8	4-37.8
Fumbles-Lost	4-1	2-0
Penalties-Yards	14-99	4-19
Possession Time	29:09	30:51
Third-Down Conversions	4 of 12	4 of 12
Fourth-Down Conversions	0 of 1	0 of 1
Red-Zone Scores-Chances	2-2	3-4
Sacks By: Number-Yards	5-31	6-43

RUSHING: UA - Jase McClellan 12-45; Roydell Williams 6-9; Jalen Milroe 8-12. A&M - Le'Veon Moss 16-49; Amari Daniels 4-17; Rueben Owens 3-8; Max Johnson 12-28.

PASSING: UA - Jalen Milroe 21-33-1-321. A&M - Max Johnson 14-25-1-239.

RECEIVING: UA - Jermaine Burton 9-197; Isaiah Bond 7-96; Jase McClellan 2-6; Amari Niblack 1-12; Kobe Prentice 1-5; Malik Benson 1-5. A&M - Ainiias Smith 4-88; Jake Johnson 4-45; Evan Stewart 3-46; Moose Muhammad II 2-49; Le'Veon Moss 1-11.

INTERCEPTIONS: UA - Caleb Downs 1-0. A&M - Bryce Anderson 1-15.

FUMBLES: UA - Kool-Aid McKinstry 1-0, Jalen Milroe 1-0, Jermaine Burton 1-1. A&M - Rueben Owens 1-0, Ainiias Smith 1-0.

2023 RECAPS AND BOX SCORES



ARKANSAS (2-5, 0-4 SEC)	21
11/10 ALABAMA (6-1, 4-0 SEC)	24

SATURDAY, OCTOBER 14 • BRYANT-DENNY STADIUM • TUSCALOOSA, ALA.
ATTENDANCE: 100,077 • TV: ESPN

TUSCALOOSA, Ala. – The No. 11/10 Alabama football team defeated the Arkansas Razorbacks, 24-21, in front of a sellout crowd inside Bryant-Denny Stadium. The Crimson Tide built an 18-point lead late in the third quarter and held on for the victory to remain unbeaten in SEC play.

With the win, head coach Nick Saban earned his 200th on-field victory at Alabama, improving to 200-28 (.877) in 17 seasons at the Capstone.

Quarterback Jalen Milroe completed 10-of-21 passes for 238 yards through the air (23.8 yards per pass) and a pair of touchdowns. It is the fourth time in his six starts this season that he has thrown for at least 220 yards and at least two touchdowns. Both Kobe Prentice (two receptions, 93 yards) and Jermaine Burton (two receptions, 60 yards) had touchdown receptions in the contest.

Overall, it was a balanced offensive attack as the Tide's 415 yards of total offense included 177 yards on the ground. Running back Jase McClellan led the group with 83 yards on 16 carries (5.2 yards per carry) while Roydell Williams added 68 yards on seven rushing attempts (9.7 ypc).

The Crimson Tide defense limited the Razorbacks to 250 yards of total offense led by Jaylen Key, who finished with seven tackles, including 1.5 tackles for loss. Caleb Downs also added seven stops as he and Key were two of seven UA defensive players who had at least five tackles in the game.

	1	2	3	4	Score
Arkansas	6	0	7	8	21
Alabama	7	14	3	0	24

SCORING SUMMARY

1st	09:15	ARK	Cam Little 55 yard field goal, 7-27, 2:22	ARK 3 - UA 0
	02:05	ARK	Cam Little 49 yard field goal, 8-49, 4:15	ARK 6 - UA 0
	00:58	UA	Kobe Prentice 79 yard pass from Jalen Milroe (Will Reichard kick), 3-75, 1:07	ARK 6 - UA 7
2nd	08:52	UA	Jalen Milroe 1 yard rush (Will Reichard kick), 10-83, 5:13	ARK 6 - UA 14
	04:41	UA	Amari Niblack 29 yard pass from Jalen Milroe (Will Reichard kick), 5-64, 2:01	ARK 6 - UA 21
3rd	07:47	UA	Will Reichard 30 yard field goal, 7-77, 3:15	ARK 6 - UA 24
	00:33	ARK	Isaiah Sategna 5 yard pass from KJ Jefferson (Cam Little kick), 10-77, 4:22	ARK 13 - UA 24
4th	10:59	ARK	Rashod Dubinion 14 yard pass from KJ Jefferson (Andrew Armstrong pass from KJ Jefferson), 9-69, 2:59	ARK 21 - UA 24

TIME DETAILS

	ARK	UA
FIRST DOWNS	13	18
RUSHES-YARDS (NET)	36-100	42-177
PASSING YDS (NET)	150	238
Passes Comp-Att-Int	14-24-0	10-21-0
TOTAL OFFENSE PLAYS-YARDS	60-250	63-415
Fumble Returns-Yards	0-0-0	0-0-0
Punt Returns-Yards	2-5-0	1-11-0
Kickoff Returns-Yards	2-36-0	0-0-0
Interception Returns-Yards	0-0-0	0-0-0
Punts (Number-Avg)	7-53.9	7-49.9
Fumbles-Lost	0-0	1-0
Penalties-Yards	2-13	5-45
Possession Time	30:11	29:49
Third-Down Conversions	4 of 14	6 of 14
Fourth-Down Conversions	0 of 0	0 of 0
Red-Zone Scores-Chances	2-2	2-2
Sacks By: Number-Yards	5-34	4-38

RUSHING: ARK - AJ Green 6-44; Rashod Dubinion 14-26; KJ Jefferson 14-26; Dominique Johnson 1-4. UA - Jase McClellan 16-83; Roydell Williams 7-68; Jam Miller 4-40; Justice Haynes 4-29; Jalen Milroe 11-minus 19.

PASSING: ARK - KJ Jefferson 14-24-0-150. UA - Jalen Milroe 10-21-0-238.

RECEIVING: ARK - Andrew Armstrong 4-48; Isaac TeSlaa 4-25; Isaiah Sategna 2-17; Var'Keyes Gumms 1-25; Ty Washington 1-24; Rashod Dubinion 1-14; AJ Green 1-minus 5. UA - Kobe Prentice 2-93; Jermaine Burton 2-60; Amari Niblack 2-43; Ja'Corey Brooks 1-25; Isaiah Bond 1-8; Jase McClellan 1-5; Malik Benson 1-4.

INTERCEPTIONS: None.

FUMBLES: None.



17/15 TENNESSEE (5-2, 2-2 SEC)	20
11/8 ALABAMA (7-1, 5-0 SEC)	34

SATURDAY, OCTOBER 21 • BRYANT-DENNY STADIUM • TUSCALOOSA, ALA.
ATTENDANCE: 100,077 • TV: CBS

TUSCALOOSA, Ala. – The No. 11/8 Alabama football team dominated the second half on its way to a 34-20 come-from-behind victory over No. 17/15 Tennessee in front of a sold-out crowd at Bryant-Denny Stadium.

The Crimson Tide fell behind 13-0 early and entered the locker room at halftime trailing 20-7. However, UA scored on its first four drives of the second half and went on to outscore UT 27-0 over the final 30 minutes of play.

Alabama dominated the statistics in the second half, limiting Tennessee to only 129 yards and 3.9 yards per play compared to 225 total yards and 7.0 yards per play for the Tide. Deontae Lawson led the defense with 12 tackles for the game, with Jihaad Campbell adding 10 tackles and a fumble recovery that he ran back for a touchdown. In all, the Alabama defense combined for eight tackles for loss, four sacks and four pass breakups.

Quarterback Jalen Milroe completed 14-of-21 passes for 220 and a pair of scores, marking the fifth time in seven starts this season that he has thrown for at least 220 yards and at least two touchdowns. Jermaine Burton had four catches for 62 yards and a touchdown while Isaiah Bond also found paydirt, finishing with three catches for 77 yards.

Running back Jase McClellan once again led the ground attack, finishing with 115 of the Crimson Tide's 138 total rushing yards.

	1	2	3	4	Score
Tennessee	13	7	0	0	20
Alabama	0	7	17	10	34

SCORING SUMMARY

1st	12:39	UT	Squirrel White 39 yard pass from Joe Milton III (Charles Campbell kick), 8-75, 2:21	UT 7 - UA 0
	02:00	UT	Charles Campbell 24 yard field goal, 15-79, 5:30	UT 10 - UA 0
	00:11	UT	Charles Campbell 26 yard field goal, 5-15, 1:05	UT 13 - UA 0
2nd	07:05	UA	Jermaine Burton 10 yard pass from Jalen Milroe (Will Reichard kick), 9-59, 4:05	UT 13 - UA 7
	00:12	UT	McCallan Castles 6 yard pass from Joe Milton III (Charles Campbell kick), 10-80, 2:58	UT 20 - UA 7
3rd	14:19	UA	Isaiah Bond 46 yard pass from Jalen Milroe (Will Reichard kick), 2-75, 0:41	UT 20 - UA 14
	08:33	UA	Will Reichard 42 yard field goal, 6-46, 3:58	UT 20 - UA 17
	03:42	UA	Jase McClellan 5 yard rush (Will Reichard kick), 5-47, 2:42	UT 20 - UA 24
4th	08:17	UA	Will Reichard 50 yard field goal, 15-56, 7:51	UT 20 - UA 27
	07:26	UA	Jihaad Campbell 24 yard fumble return (Will Reichard kick), 0:51	UT 20 - UA 34

TIME DETAILS

	UT	UA
FIRST DOWNS	22	20
RUSHES-YARDS (NET)	38-133	42-138
PASSING YDS (NET)	271	220
Passes Comp-Att-Int	28-41-0	14-21-1
TOTAL OFFENSE PLAYS-YARDS	79-404	63-358
Fumble Returns-Yards	0-0-0	1-24-1
Punt Returns-Yards	1-5-0	1--7-0
Kickoff Returns-Yards	1-0-0	1-21-0
Interception Returns-Yards	1-0-0	0-0-0
Punts (Number-Avg)	5-53.2	5-43.6
Fumbles-Lost	1-1	1-1
Penalties-Yards	8-55	1-5
Possession Time	27:41	32:19
Third-Down Conversions	8 of 18	5 of 13
Fourth-Down Conversions	0 of 3	0 of 0
Red-Zone Scores-Chances	3-4	2-3
Sacks By: Number-Yards	4-36	3-33

RUSHING: UT - Joe Milton III 15-59; Dylan Sampson 4-28; Jabari Small 8-24; Jaylen Wright 11-22. UA - Jase McClellan 27-115; Roydell Williams 6-20; Jalen Milroe 9-36.

PASSING: UT - Joe Milton III 28-41-0-271. UA - Jalen Milroe 14-21-1-220.

RECEIVING: UT - Squirrel White 10-111; Jaylen Wright 7-44; Ramel Keyton 5-71; McCallan Castles 2-12; Dylan Sampson 2-9; Jacob Warren 1-14; Kaleb Webb 1-10. UA - Jermaine Burton 4-62; Isaiah Bond 3-77; Kendrick Law 2-38; Malik Benson 1-17; CJ Dippre 1-15; Jase McClellan 1-6; Amari Niblack 1-5; Roydell Williams 1-0.

INTERCEPTIONS: UT - Jaylen McCollough 1-0.

FUMBLES: UT - Joe Milton III 1-1. UA - Jalen Milroe 1-1.

2023 RECAPS AND BOX SCORES



14/13/13 LSU (6-3, 4-2 SEC) 28
8/8/8 ALABAMA (8-1, 6-0 SEC) 42

SATURDAY, NOVEMBER 4 • BRYANT-DENNY STADIUM • TUSCALOOSA, ALA.
ATTENDANCE: 100,077 • TV: CBS

TUSCALOOSA, Ala. – Quarterback Jalen Milroe finished with 374 total yards and four rushing touchdowns to lead the No. 8/8/8 Alabama football team past No. 14/13/13 LSU, 42-28.

As a team, the Crimson Tide combined to rush for a season-high 288 yards and six touchdowns in the victory. Milroe finished with 155 rushing yards, the fifth-most by a UA quarterback in a game in school history, while his four rushing touchdowns were the most-ever by an Alabama signal-caller. Jase McClellan (14-63) and Roydell Williams (6-56) also found paydirt for the Tide, which closed the night with an average of 6.3 yards per tote (46 carries).

In addition to the ground attack, Milroe accounted 219 yards through the air on 15-of-23 passing, with Isaiah Bond leading the wide receivers with five catches for 60 yards. Defensively, Caleb Downs had a game-high 13 tackles, including nine solo stops.

	1	2	3	4	Score
LSU	7	14	7	0	28
Alabama	14	7	14	7	42

SCORING SUMMARY

1st	09:46	LSU	Malik Nabers 46 yard pass from Jayden Daniels (Damian Ramos kick), 5-85, 2:42	LSU 7 - UA 0
	07:14	UA	Jalen Milroe 23 yard rush (Will Reichard kick), 5-76, 2:28	LSU 7 - UA 7
	00:25	UA	Jalen Milroe 4 yard rush (Will Reichard kick), 9-58, 4:18	LSU 7 - UA 14
2nd	03:09	LSU	Jayden Daniels 9 yard rush (Damian Ramos kick), 8-71, 4:05	LSU 14 - UA 14
	01:01	UA	Jalen Milroe 21 yard rush (Will Reichard kick), 9-74, 2:02	LSU 14 - UA 21
	00:05	LSU	Kyren Lacy 26 yard pass from Jayden Daniels (Damian Ramos kick), 5-75, 0:56	LSU 21 - UA 21
3rd	11:14	LSU	Josh Williams 2 yard rush (Damian Ramos kick), 9-75, 3:46	LSU 28 - UA 21
	07:30	UA	Roydell Williams 16 yard rush (Will Reichard kick), 9-70, 3:38	LSU 28 - UA 28
	01:01	UA	Jalen Milroe 11 yard rush (Will Reichard kick), 6-68, 2:53	LSU 28 - UA 35
4th	13:01	UA	Jase McClellan 10 yard rush (Will Reichard kick), 3-25, 1:36	LSU 28 - UA 42

TIME DETAILS

	LSU	UA
FIRST DOWNS	21	28
RUSHES-YARDS (NET)	24-206	46-288
PASSING YDS (NET)	272	219
Passes Comp-Att-Int	20-34-1	15-23-0
TOTAL OFFENSE PLAYS-YARDS	58-478	69-507
Fumble Returns-Yards	0-0-0	0-0-0
Punt Returns-Yards	0-0-0	0-0-0
Kickoff Returns-Yards	1-13-0	4-88-0
Interception Returns-Yards	0-0-0	1-10-0
Punts (Number-Avg)	2-36.5	1-50.0
Fumbles-Lost	0-0	0-0
Penalties-Yards	8-60	6-50
Possession Time	26:27	33:33
Third-Down Conversions	4 of 9	11 of 14
Fourth-Down Conversions	0 of 2	0 of 0
Red-Zone Scores-Chances	2-2	4-4
Sacks By: Number-Yards	2-12	1-4

RUSHING: LSU - Jayden Daniels 11-163; Logan Diggs 8-24; Josh Williams 4-19; John Emery Jr. 1-0. UA - Jalen Milroe 20-155; Jase McClellan 14-63; Roydell Williams 6-56; Jam Miller 4-17.

PASSING: LSU - Jayden Daniels 15-24-1-219; Garrett Nussmeier 5-10-0-53. UA - Jalen Milroe 15-23-0-219.

RECEIVING: LSU - Malik Nabers 10-171; Brian Thomas Jr. 3-36; Mason Taylor 3-19; Kyren Lacy 2-39; Josh Williams 1-6; Kaleb Jackson 1-4. UA - Isaiah Bond 5-60; Jermaine Burton 3-29; Kendrick Law 2-25; Jase McClellan 1-42; Jam Miller 1-35; Kobe Prentice 1-22; CJ Dippre 1-11; Roydell Williams 1-minus 5.

INTERCEPTIONS: UA - Terron Arnold 1-10

FUMBLES: None.



8/8/8 ALABAMA (9-1, 7-0 SEC) 49
KENTUCKY (6-4, 3-4 SEC) 21

SATURDAY, NOVEMBER 11, 2023 • KROGER FIELD • LEXINGTON, KY.
ATTENDANCE: 61,936 • TV: ESPN

LEXINGTON, Ky. – The No. 8/8/8 Alabama football team scored 21 points in the first quarter on the way to a 49-21 win at Kentucky. With the victory, the Crimson Tide clinched the SEC West title.

Quarterback Jalen Milroe once again dominated the statistics en route to the victory. One week after accounting for 374 total yards and four touchdowns in the win over LSU, the Tide signal-caller was responsible for six total touchdowns (three rush, three pass) against the Wildcats which ties him for the second-most by any Alabama player in a game in program history. Milroe would go on to finish the game with 234 yards and three touchdowns through the air while running the ball eight times for 36 yards and another three scores.

A total of 10 different receivers had at least one catch on the day, led by Kobe Prentice's four catches for 74 yards and a score. Amari Niblack (2-38) and Roydell Williams (2-30) were also on the receiving end of Milroe touchdown passes for the Tide. Jase McClellan paced Alabama's run game with 43 yards on nine carries.

Caleb Downs led the defense with 12 total tackles, including five solo, to go with half a sack. Jihad Campbell added seven tackles, including one tackle for loss, to go with a fumble recovery, a pass breakup and one quarterback hurry.

	1	2	3	4	Score
Alabama	21	7	7	14	49
Kentucky	7	0	7	7	21

SCORING SUMMARY

1st	09:38	UA	Amari Niblack 26 yard pass from Jalen Milroe (Will Reichard kick), 10-80, 5:13	UA 7 - UK 0
	05:32	UA	Kobe Prentice 40 yard pass from Jalen Milroe (Will Reichard kick), 4-55, 1:51	UA 14 - UK 0
	05:12	UA	Jalen Milroe 1 yard rush (Will Reichard kick), 1-1, 0:04	UA 21 - UK 0
	01:30	UK	Tayvion Robinson 6 yard pass from Devin Leary (Alex Raynor kick), 6-32, 2:43	UA 21 - UK 7
2nd	10:14	UA	Roydell Williams 26 yard pass from Jalen Milroe (Will Reichard kick), 5-62, 2:34	UA 28 - UK 7
3rd	10:53	UK	Ray Davis 2 yard rush (Alex Raynor kick), 10-75, 4:07	UA 28 - UK 14
	09:36	UA	Jalen Milroe 3 yard rush (Will Reichard kick), 9-65, 1:10	UA 35 - UK 14
4th	14:48	UA	Jalen Milroe 1 yard rush (Will Reichard kick), 8-38, 6:08	UA 42 - UK 14
	09:46	UA	Jam Miller 3 yard rush (Will Reichard kick), 7-66, 3:21	UA 49 - UK 14
	07:46	UK	Ray Davis 1 yard rush (Alex Raynor kick), 4-75, 2:00	UA 49 - UK 21

TIME DETAILS

	UA	UK
FIRST DOWNS	23	11
RUSHES-YARDS (NET)	39-159	24-95
PASSING YDS (NET)	285	158
Passes Comp-Att-Int	16-25-1	17-31-1
TOTAL OFFENSE PLAYS-YARDS	64-444	55-253
Fumble Returns-Yards	1-12-0	0-0-0
Punt Returns-Yards	2-22-0	0-0-0
Kickoff Returns-Yards	4-103-0	2-30-0
Interception Returns-Yards	1-0-0	1-0-0
Punts (Number-Avg)	3-45.3	6-42.0
Fumbles-Lost	1-1	1-1
Penalties-Yards	6-64	4-19
Possession Time	32:06	27:54
Third-Down Conversions	7 of 11	3 of 11
Fourth-Down Conversions	0 of 0	0 of 1
Red-Zone Scores-Chances	5-5	3-4
Sacks By: Number-Yards	3-21	0-0

RUSHING: UA - Jase McClellan 9-43; Jalen Milroe 8-36; Justice Haynes 6-33; Roydell Williams 6-20; Jam Miller 6-11; Ty Simpson 1-9; Richard Young 2-4; Isaiah Bond 1-3. UK - Ramon Jefferson 2-73; Ray Davis 12-26; Demie Sumo-Kamgbaye 4-7; Devin Leary 5-minus 18.

PASSING: UA - Jalen Milroe 15-22-1-234; Ty Simpson 1-3-0-51. UK - Devin Leary 17-31-1-158.

RECEIVING: UA - Kobe Prentice 4-74; Amari Niblack 2-38; Roydell Williams 2-30; Isaiah Bond 2-24; Jalen Hale 1-51; CJ Dippre 1-30; Malik Benson 1-15; Kendrick Law 1-11; Jam Miller 1-8; Jase McClellan 1-4. UK - Ray Davis 5-32; Dane Key 4-4; Josh Kattus 2-38; Tayvion Robinson 2-10; Barion Brown 2-3; Brenden Bates 1-33; Devin Leary 1-minus 4.

INTERCEPTIONS: UA - Terrion Arnold 1-0. UK - Jordan Lovett 1-0.

FUMBLES: UA - Kool-Aid McKinstry 1-1. UK - Barion Brown 1-1.

2023 RECAPS AND BOX SCORES



CHATTANOOGA (7-4) 10
8/8/8 ALABAMA (10-1) 66

SATURDAY, NOVEMBER 18 • BRYANT-DENNY STADIUM • TUSCALOOSA, ALA.
ATTENDANCE: 100,077 • TV: SEC NETWORK+

TUSCALOOSA, Ala. – Alabama downed Chattanooga, 66-10, on Senior Day inside Bryant-Denny Stadium. With the win, the Crimson Tide earned its 10th victory of the 2023 season, stretching its NCAA record of consecutive 10-win campaigns to 16 straight.

Alabama piled up 574 yards of offense which included a season-best 315 yards on the ground – the most rushing yards for the Tide in a game since posting 317 at Arkansas in 2022. Four different Crimson Tide players gained 50 or more yards enroute to the win, led by Jam Miller's 77 yards on six totes. In all, Miller, Ty Simpson (1-78 yards), Jase McClellan (6-62, touchdown) and Roydell Williams (7-52, touchdown) combined to account for 20 carries, 269 yards and two touchdowns, while averaging 13.5 yards per tote.

Quarterback Jalen Milroe had another productive outing, finishing with 197 yards through the air on 13-of-16 passing and three touchdowns before being pulled early in the third quarter. Jermaine Burton was the main beneficiary of Milroe's success, as he finished with 105 yards and a touchdown on three receptions.

Defensively, Caleb Downs contributed seven tackles and one pass breakup with his biggest contribution coming on special teams. The freshman recorded an electric 85-yard punt return, one of his two returns on the day. Jihaad Campbell led the Tide with 10 tackles, including six solo stops and a pass breakup.

	1	2	3	4	Score
Chattanooga	0	7	3	0	10
Alabama	21	17	14	14	66

SCORING SUMMARY

1st	13:04	UA	Jermaine Burton 5 yard pass from Jalen Milroe (Will Reichard kick), 4-67, 1:47	UTC 0 - UA 7
	09:27	UA	Jase McClellan 2 yard rush (Will Reichard kick), 5-70, 2:37	UTC 0 - UA 14
	01:30	UA	Roydell Williams 11 yard rush (Will Reichard kick), 11-90, 5:59	UTC 0 - UA 21
2nd	10:42	UA	Robbie Ouzts 7 yard pass from Jalen Milroe (Will Reichard kick), 3-55, 1:15	UTC 0 - UA 28
	07:07	UA	Will Reichard 50 yard field goal, 4-6, 1:27	UTC 0 - UA 31
	03:39	UTC	Gino Appleberry 40 yard rush (Clayton Crile kick), 6-75, 3:28	UTC 7 - UA 31
	01:03	UA	Malik Benson 20 yard pass from Jalen Milroe (Will Reichard kick), 5-60, 2:19	UTC 7 - UA 38
3rd	10:46	UTC	Clayton Crile 23 yard field goal, 9-69, 4:14	UTC 10 - UA 38
	08:39	UA	Justice Haynes 1 yard rush (Will Reichard kick), 6-55, 2:00	UTC 10 - UA 45
	04:59	UA	Caleb Downs 85 yard punt return (Will Reichard kick), 3-40	UTC 10 - UA 52
4th	13:04	UA	Richard Young 1 yard rush (Will Reichard kick), 4-80, 1:12	UTC 10 - UA 59
	03:17	UA	Justice Haynes 33 yard rush (Will Reichard kick), 6-54, 2:58	UTC 10 - UA 66

TIME DETAILS

	UTC	UA
FIRST DOWNS	11	22
RUSHES-YARDS (NET)	35-126	33-315
PASSING YDS (NET)	107	259
Passes Comp-Att-Int	10-21-1	19-24-0
TOTAL OFFENSE PLAYS-YARDS	56-233	57-574
Fumble Returns-Yards	0-0-0	0-0-0
Punt Returns-Yards	0-0-0	0-0-0
Kickoff Returns-Yards	3-56-0	3-58-0
Interception Returns-Yards	0-0-0	1-2-0
Punts (Number-Avg)	2-36.5	1-50.0
Fumbles-Lost	0-0	1-0
Penalties-Yards	5-25	3-25
Possession Time	33:31	26:29
Third-Down Conversions	4 of 14	6 of 9
Fourth-Down Conversions	0 of 2	0 of 0
Red-Zone Scores-Chances	1-1	7-7
Sacks By: Number-Yards	1-8	0-0

RUSHING: UTC - Gino Appleberry 22-104; Reggie Davis 10-20; Chris Houston 3-2. UA - Ty Simpson 1-78; Jam Miller 6-77; Jase McClellan 6-62; Roydell Williams 7-52; Justice Haynes 5-42; Dylan Lonergan 1-5; Richard Young 2-2; Jalen Milroe 3-minus 1.

PASSING: UTC - Luke Schomburg 10-21-1-107. UA - Jalen Milroe 13-16-0-197; Ty Simpson 4-6-0-50; Dylan Lonergan 2-2-0-12.

RECEIVING: UTC - Javin Whatley 4-69; Jamoi Mayes 2-17; Sam Phillips 2-17; Gino Appleberry 1-6; Reggie Davis 1-minus 2. UA - Isaiah Bond 4-23; Jermaine Burton 3-105; Malik Benson 3-23; Kendrick Law 2-32; Amari Niblack 2-24; Cole Adams 2-11; Jalen Hale 1-29; Robbie Ouzts 1-7; Danny Lewis 1-5.

INTERCEPTIONS: UA - Kristian Story 1-2.

FUMBLES: UA - Kool-Aid McKinstry 1-0.



8/8/8 ALABAMA (11-1, 8-0 SEC) 27
AUBURN (6-6, 3-5 SEC) 24

SATURDAY, NOVEMBER 25, 2023 • JORDAN-HARE STADIUM • AUBURN, ALA.
ATTENDANCE: 88,043 • TV: CBS

AUBURN, Ala. – Alabama quarterback Jalen Milroe threw a touchdown pass to Isaiah Bond with 32 seconds left to lift the No. 8/8/8 Crimson Tide football team to a 27-24 victory over Auburn.

With the Tide trailing 24-20 and facing 4th-and-31, Milroe found Bond for a game-winning 31-yard score to snatch the victory away from the Tigers.

Alabama used a balanced offensive attack to pile up 451 yards of total offense, including 259 through the air and 192 on the ground. Milroe led the Crimson Tide's offense with 366 total yards which included 259 on 16-of-24 passing and 107 yards rushing across 18 attempts.

Bond finished the game with a team-leading five catches for 75 yards and a score, while Jermaine Burton had four catches for a team-high 107 yards and a touchdown.

Defensively, Jalen Key returned to the lineup to lead UA with seven tackles, while Deontae Lawson, also returning from an absence, finished second at five total stops, including one sack (-3 yards). Dallas Turner contributed four tackles, including two for loss and a sack, to go with a quarterback hurry. Lawson and Turner helped the Tide finish with 6.0 TFLs (-41 yards) and four sacks (-28 yards) by day's end.

	1	2	3	4	Score
Alabama	7	10	3	7	27
Auburn	7	7	7	3	24

SCORING SUMMARY

1st	10:53	UA	Roydell Williams 2 yard rush (Will Reichard kick), 8-69, 3:30	UA 7 - AU 0
	05:00	AU	Damari Alston 4 yard rush (Alex McPherson kick), 5-68, 2:14	UA 7 - AU 7
2nd	14:09	UA	Will Reichard 32 yard field goal, 12-56, 5:51	UA 10 - AU 7
	02:24	AU	Ja'Varrius Johnson 12 yard rush (Alex McPherson kick), 3-88, 1:08	UA 10 - AU 14
	01:33	UA	Jermaine Burton 68 yard pass from Jalen Milroe (Will Reichard kick), 3-81, 0:44	UA 17 - AU 14
3rd	09:12	UA	Will Reichard 22 yard field goal, 12-71, 5:48	UA 20 - AU 14
	06:36	AU	Ja'Varrius Johnson 27 yard pass from Payton Thorne (Alex McPherson kick), 5-75, 2:36	UA 20 - AU 21
4th	10:15	AU	Alex McPherson 21 yard field goal, 16-72, 8:18	UA 20 - AU 24
	00:32	UA	Isaiah Bond 31 yard pass from Jalen Milroe (Will Reichard kick), 9-30, 4:16	UA 27 - AU 24

TIME DETAILS

	UA	AU
FIRST DOWNS	21	18
RUSHES-YARDS (NET)	44-192	42-244
PASSING YDS (NET)	259	93
Passes Comp-Att-Int	16-24-0	6-17-2
TOTAL OFFENSE PLAYS-YARDS	68-451	59-337
Fumble Returns-Yards	0-0-0	0-0-0
Punt Returns-Yards	2--3-0	2-5-0
Kickoff Returns-Yards	1-17-0	4-67-0
Interception Returns-Yards	2-22-0	0-0-0
Punts (Number-Avg)	5-42.2	4-47.8
Fumbles-Lost	1-0	2-1
Penalties-Yards	8-72	5-28
Possession Time	32:43	27:17
Third-Down Conversions	6 of 16	4 of 12
Fourth-Down Conversions	2 of 2	0 of 0
Red-Zone Scores-Chances	4-5	3-3
Sacks By: Number-Yards	4-28	1-9

RUSHING: UA - Jalen Milroe 18-107; Jase McClellan 15-66; Roydell Williams 8-30; Jam Miller 2-7. AU - Jarquez Hunter 14-93; Damari Alston 10-85; Payton Thorne 15-57; Ja'Varrius Johnson 1-12; Robby Ashford 2-minus 3.

PASSING: UA - Jalen Milroe 16-24-0-259. AU - Payton Thorne 5-16-2-91; Jarquez Hunter 1-1-0-2.

RECEIVING: UA - Isaiah Bond 5-75; Jermaine Burton 4-107; Kendrick Law 3-12; Amari Niblack 2-24; Malik Benson 1-33; Jase McClellan 1-8. AU - Ja'Varrius Johnson 4-76; Caleb Burton 1-15; Robby Ashford 1-2.

INTERCEPTIONS: UA - Terrion Arnold 2-22.

FUMBLES: AU - Koy Moore 1-1; Payton Thorne 1-0.

2023 RECAPS AND BOX SCORES



1/1/1	GEORGIA (12-1)	24
8/8/8	ALABAMA (12-1)	27

SATURDAY, DECEMBER 2 • MERCEDES-BENZ STADIUM • ATLANTA, GA.
ATTENDANCE: 78,320 • TV: CBS

ATLANTA – The No. 8/8/8 Alabama football team secured a 27-24 upset win over No. 1/1/1 Georgia Saturday afternoon inside Mercedes-Benz Stadium. With the win, the Crimson Tide (12-1) secured the program's 30th Southeastern Conference Championship and the ninth under head coach Nick Saban.

Quarterback Jalen Milroe was named the game's Most Valuable Player after leading the team to its 11th consecutive victory. Milroe finished the contest with 221 total yards including 192 through the air on 13-of-23 passing and a pair of touchdowns.

Roydell Williams led the ground attack with 16 carries for 64 yards and a touchdown while Milroe contributed 29 yards with his legs. Isaiah Bond led the receiving corps with 79 yards on five receptions, while Jermaine Burton and Jam Miller each caught a touchdown pass in the win.

Defensively, Terrion Arnold led UA with six total tackles, including half a tackle for loss (-1 yard), to go along with a pass breakup. Malachi Moore and Trezmen Marshall each contributed five tackles and one TFL apiece with Marshall adding a key fumble recovery.

	1	2	3	4	Score
Georgia	7	0	3	14	24
Alabama	3	14	3	7	27

SCORING SUMMARY

1st	09:31	UGA	Kendall Milton 17 yard rush (Peyton Woodring kick), 8-83, 3:50	UGA 7 - UA 0
	03:43	UA	Will Reichard 43 yard field goal, 8-26, 3:48	UGA 7 - UA 3
2nd	12:04	UA	Jam Miller 28 yard pass from Jalen Milroe (Will Reichard kick), 10-92, 4:32	UGA 7 - UA 10
	00:48	UA	Jermaine Burton 15 yard pass from Jalen Milroe (Will Reichard kick), 9-69, 3:49	UGA 7 - UA 17
3rd	08:51	UGA	Peyton Woodring 34 yard field goal, 5-54, 1:45	UGA 10 - UA 17
	00:48	UA	Will Reichard 28 yard field goal, 4-1, 1:26	UGA 10 - UA 20
4th	10:16	UGA	Carson Beck 1 yard rush (Peyton Woodring kick), 4-35, 1:37	UGA 17 - UA 20
	05:47	UA	Roydell Williams 1 yard rush (Will Reichard kick), 9-75, 4:29	UGA 17 - UA 27
	02:52	UGA	Kendall Milton 1 yard rush (Peyton Woodring kick), 10-75, 2:55	UGA 24 - UA 27

TIME DETAILS

	UGA	UA
FIRST DOWNS	19	20
RUSHES-YARDS (NET)	31-78	41-114
PASSING YDS (NET)	243	192
Passes Comp-Att-Int	21-29-0	13-23-0
TOTAL OFFENSE PLAYS-YARDS	60-321	64-306
Fumble Returns-Yards	0-0-0	0-0-0
Punt Returns-Yards	1-28-0	0-0-0
Kickoff Returns-Yards	0-0-0	0-0-0
Interception Returns-Yards	0-0-0	0-0-0
Punts (Number-Avg)	4-50.2	5-46.6
Fumbles-Lost	1-1	0-0
Penalties-Yards	5-25	3-25
Possession Time	28:51	31:09
Third-Down Conversions	4 of 12	3 of 13
Fourth-Down Conversions	2 of 2	2 of 2
Red-Zone Scores-Chances	4-5	5-5
Sacks By: Number-Yards	4-38	2-8

RUSHING: UGA - Kendall Milton 13-42; Daijun Edwards 10-38; Carson Beck 8--2. UA - Roydell Williams 16-64; Jalen Milroe 14-29; Jam Miller 9-23.

PASSING: UGA - Carson Beck 21-29-0-244. UA - Jalen Milroe 13-23-0-192.

RECEIVING: UGA - Brock Bowers 5-53; Ladd McConkey 3-38; Marcus Rosemy-Jacksaint 3-30; Dominic Lovett 2-23; Dillon Bell 2-15; Daijun Edwards 2-11; Arian Smith 1-51; Mekhi Mews 1-14; Oscar Delp 1-4; Kendall Milton 1-4. UA - Isaiah Bond 5-79; Jermaine Burton 2-28; Jam Miller 1-28; Kobe Prentice 1-19; Amari Niblack 1-17; CJ Dippre 1-12; Roydell Williams 1-9; Kendrick Law 1-0.

INTERCEPTIONS: None.

FUMBLES: UGA - Carson Beck 1-1.



13
COLE ADAMS

Owasso, Okla.
 Owasso

WR / Fr. / 5-10 / 186 / HS

FRESHMAN (2023): First-year wideout who provides depth at wide receiver and on special teams ... recorded two catches for 11 yards across his two games of action. **Kentucky:** Saw his first collegiate action against the Wildcats. **Chattanooga:** Hauled in both his targets for a combined 11 yards.

ADAMS' CAREER STATISTICS

Year	Rushing					Receiving					
	G-S	Att.	Yds.	Avg.	TD	LP	Rec.	Yds.	Avg.	TD	LP
2023	2-0	0	0	0.0	0	--	2	11	5.5	0	7

ADAMS' CAREER BESTS

Receptions 2 vs. Chattanooga, 2023
 Receiving Yards 11 vs. Chattanooga, 2023
 Long Reception 7 vs. Chattanooga, 2022



35
JEREMIAH ALEXANDER

Alabaster, Ala.
 Thompson

LB / R-Fr. / 6-2 / 249 / RS

REDSHIRT FRESHMAN (2023): Redshirted in his first year with the Crimson Tide ... inside backer who moved to the outside to start the season ... totaled three tackles in 13 games of action. **Middle Tennessee:** Recorded one tackle in the season opener. **Texas:** Saw time in the top-15 matchup. **USF:** Worked on special teams in Tampa. **Ole Miss:** Contributed on special teams against the Rebels. **Mississippi State:** Returned to the inside backer group for the game ... saw time on special teams. **Texas A&M:** Earned reps on special teams. **Arkansas:** Played on special teams. **Tennessee:** Saw time against the Vols. **LSU:** Worked on special teams in the top-15 matchup. **Kentucky:** Recorded one tackle from his linebacker post. **Chattanooga:** Finished with one tackle on the day. **Auburn:** Saw time on special teams against the Tigers. **Georgia:** Worked on special teams in Atlanta.

ALEXANDER'S CAREER STATISTICS

Year	Tackles							Fumbles				
	G-S	TT	UT	AT	TFL	QBH	Sacks	FF	FR	PBU	INT	
2022	4-0	1	0	1	0-0	0	0-0	0	0-0	0	0-0	
2023	13-0	3	1	2	0-0	0	0-0	0	0-0	0	0-0	
TOTAL	17-0	4	1	3	0-0	0	0-0	0	0-0	0	0-0	

ALEXANDER'S CAREER BESTS

Tackles 1 (four times); last vs. Chattanooga, 2023



73
OLAUS ALINEN

Pori, Finland
 The Loomis Chaffee School

OL / Fr. / 6-6 / 326 / HS

FRESHMAN (2023): International prospect along the offensive line ... seen time in four games. **Middle Tennessee:** Saw his first collegiate action against the Blue Raiders. **Mississippi State:** Came off the bench to get four reps in the fourth quarter. **Kentucky:** Saw time late in the game, recording nine snaps against the Wildcats. **Chattanooga:** Entered off the bench to play 14 snaps against the Mocs.



9
TREY AMOS

New Iberia, La.
 Catholic/Louisiana

DB / Sr. / 6-1 / 197 / TR

SENIOR (2023): Talented defensive back transfer from Louisiana ... provides the UA secondary with an option at corner and safety ... played in all 13 games with one start across his first season in Tuscaloosa ... contributed four pass breakups and a quarterback hurry to go with 12 stops, including half a tackle for loss. **Middle Tennessee:** Saw significant minutes in his first game at Alabama ... recorded one tackle on the night. **Texas:** Broke up one pass against the Longhorns. **USF:** Earned snaps on defense and special teams in Tampa. **Ole Miss:** Contributed to the Tide's defensive and special teams efforts. **Mississippi State:** Recorded one tackle against the Bulldogs. **Texas A&M:** Worked on defense and special teams in Bryan-College Station. **Arkansas:** Made his first career start for the Tide ... finished with two tackles on the day. **Tennessee:** Broke up a pass and added a tackle against the Vols. **LSU:** Contributed three tackles on the night. **Kentucky:** Recorded three tackles, including half a stop for loss, to go with a quarterback hurry. **Chattanooga:** Totaled one tackle against the Mocs. **Auburn:** Worked on defense and special teams in the Iron Bowl. **Georgia:** Earned significant minutes at corner in the SEC Championship Game ... was immediately targeted upon entering the game, breaking up a pair of passes by day's end.

AMOS' CAREER STATISTICS (AT ALABAMA)

Year	Tackles							Fumbles				
	G-S	TT	UT	AT	TFL	QBH	Sacks	FF	FR	PBU	INT	
2023	13-1	12	6	6	0.5-0	1	0-0	0	0-0	4	0-0	

AMOS' CAREER BESTS (AT ALABAMA)

Tackles 3 (twice); last at Kentucky, 2023
 Tackles for Loss 0.5 at Kentucky, 2023
 Quarterback Hurries 1 at Kentucky, 2023
 Pass Breakups 2 vs. Georgia, 2023



3
TERRION ARNOLD

Tallahassee, Fla.
 John Paul II Catholic

DB / R-So. / 6-0 / 196 / 1L

- First Team All-American (Associated Press)
- Second Team All-American (AFCA)
- Second Team All-American (The Sporting News)
- Second Team All-American (CBS Sports)
- Second Team All-American (Pro Football Focus)
- First Team All-SEC (Coaches)
- Second Team All-SEC (Associated Press)
- Defensive Player of the Week - UA Coaching Staff Auburn

SOPHOMORE (2023): Returned to his starting corner spot this fall ... named a first team All-American by the Associated Press ... garnered second-team recognition from the AFCA and The Sporting News ... also earned second team All-America accolades from CBS Sports and Pro Football Focus ... a first team All-SEC selection by the conference coaches ... earned second team All-SEC recognition from the AP ... paces Alabama and is tied for tops in the SEC with five interceptions ... averaging 0.38 picks per game to rank second among conference defenders and tie for 15th nationally ... totaled 16 passes defended to tie for the league lead ... averaging 1.2 passes defended per game to rank second in the SEC and eighth in Division I ... recorded 61 tackles to tie for third on UA, including 6.5 for loss (-24 yards) and one sack (-9 yards) ... leads UA with 11 pass breakups and five interceptions for a combined 69 return yards ... also contributed two quarterback hurries and a forced fumble ... selected as a midseason All-American by ESPN.com ... named one of the defensive players of the week by the Alabama coaching staff for his play at Auburn. **Middle Tennessee:** Totaled five tackles and a pass breakup in the season opener. **Texas:** Recorded four tackles, including one for loss (-5 yards) ... also added a pass breakup. **USF:** Tallied eight tackles and a pass breakup against the Bulls. **Ole Miss:** Led the Tide with eight total tackles ... added two pass breakups to go with an interception for a return of 37 yards. **Mississippi State:** Recorded three tackles, including one for loss (-1 yard) ... also pressured the State quarterback once. **Texas A&M:** Broke up a key fourth-quarter pass in the end zone to keep the Aggies off the board and force a punt ... added four tackles, including half a stop for a loss (-2 yards) in Bryan-College Station. **Arkansas:** Totaled four tackles against the Hogs, including his first sack of the season (-9 yards). **Tennessee:** Made four tackles on the day, including one for loss (-4 yards). **LSU:** Picked off a pass in the fourth quarter, returning the ball 10 yards ... the interception led to an eventual Tide touchdown to seal the victory ... also broke up two passes and registered five tackles on the night. **Kentucky:** Recorded his third

interception of the season and second in as many games ... finished with four total tackles, including one for loss (-2 yards) ... also forced a fumble, broke up a pass and pressured the quarterback on the day. **Chattanooga:** Tallied three tackles and broke up one pass against the Mocs. **Auburn:** Picked off two passes against the Tigers, the first two-interception game by a Tide player since 2021 ... recorded his first interception as time expired in the first half with the other sealing the win as the clock hit zero ... also contributed three tackles on the day. **Georgia:** Led the Crimson Tide with six tackles, including half a tackle for loss (-1 yard) ... added one pass breakup.

ARNOLD'S CAREER STATISTICS

Year	Tackles						Fumbles					
	G-S	TT	UT	AT	TFL	QBH	Sacks	FF	FR	PBU	INT	
2022	11-7	45	34	11	1-1	0	0-0	0	1-0	8	1-21	
2023	13-13	61	38	23	6.5-24	2	1-9	1	0-0	11	5-69	
TOTAL	24-20	106	72	34	7.5-25	2	1-9	1	1-0	19	6-90	

KICKOFF RETURNS

Year	G	No.	Yards	Avg.	TD	LP
2022	1	1	22	22.0	0	22

ARNOLD'S CAREER BESTS

Tackles	10 at Ole Miss, 2022
Tackles for Loss	1 (six times); last at Kentucky, 2023
Yards Lost	9 vs. Arkansas, 2023
Sacks	1 vs. Arkansas, 2023
Yards Lost	9 vs. Arkansas, 2023
Quarterback Hurries	1 (twice); last at Kentucky, 2023
Interceptions	2 at Auburn, 2023
Return Yards	37 vs. Ole Miss, 2023
Pass Breakups	2 (four times); last vs. LSU, 2023
Forced Fumbles	1 at Kentucky, 2023
Fumble Recoveries	1 at Ole Miss, 2022
Kickoff Returns	1 at USF, 2023
Kickoff Return Yards	22 at USF, 2023
Long Kickoff Return	22 at USF, 2023



27
JONATHAN BENNETT

Birmingham, Ala.
Oak Mountain

RB / Sr. / 5-10 / 180 / SQ

SENIOR (2023): A fourth-year walk-on running back from up the road in Birmingham. **Chattanooga:** Entered at running back on Senior Day for his first action of the season.

BENNETT'S CAREER STATISTICS

Year	Rushing						Receiving					
	G-S	Att.	Yds.	Avg.	TD	LP	Rec.	Yds.	Avg.	TD	LP	
2022	1-0	2	12	6.0	0	10	0	0	0.0	0	--	
2023	1-0	0	0	0.0	0	--	0	0	0.0	0	--	
TOTAL	2-0	2	12	6.0	0	10	0	0	0.0	0	--	

BENNETT'S CAREER BESTS

Rushes	2 vs. ULM, 2022
Rushing Yards	12 vs. ULM, 2022
Long Rush	10 vs. ULM, 2022



11
MALIK BENSON

Lansing, Kan.
Lansing/Hutchinson C.C.

WR / Jr. / 6-1 / 195 / TR

• **Offensive Player of the Week - UA Coaching Staff**
Kentucky, Chattanooga

JUNIOR (2023): Speedy wideout who transferred to Alabama from the junior college ranks ... came to Tuscaloosa as the top-rated JUCO transfer at any position ... totaled 13 receptions for 162 yards and one score at wideout ... also registered one tackle on special teams ... selected as one of the offensive players of the week by the Alabama coaching staff for his play at Kentucky and against Chattanooga. **Middle Tennessee:** Recorded one catch for a gain of five yards in his Crimson Tide debut. **Texas:** Totaled 33 yards on two catches with a long gain of 27. **USF:** Caught one pass for no gain while adding a tackle on punt coverage. **Ole Miss:** Got the start at wideout against the Rebels. **Mississippi State:** Hauled in one pass for a 27-yard gain in his start in Starkville. **Texas A&M:** Started against the Aggies, recording one catch for a gain of five yards. **Arkansas:** Recorded one catch for a four-yard gain in his start on Homecoming. **Tennessee:** Converted a first down on his 17-yard reception against the Vols. **LSU:** Earned playing time in the top-15 matchup. **Kentucky:** Got the starting nod against the Wildcats ... totaled one reception for 15 yards and a first down. **Chattanooga:** Caught all three of his targets for 23 yards and a touchdown ... converted one first down to go along with his 20-yard score. **Auburn:** Recorded a first down with his 33-yard reception in the Iron Bowl. **Georgia:** Targeted twice but did not record a catch against the Bulldogs.

BENSON'S CAREER STATISTICS (AT ALABAMA)

Year	Rushing						Receiving					
	G-S	Att.	Yds.	Avg.	TD	LP	Rec.	Yds.	Avg.	TD	LP	
2023	13-6	0	0	0.0	0	--	13	162	12.5	1	33	

BENSON'S CAREER BESTS (AT ALABAMA)

Receptions	3 vs. Chattanooga, 2023
Receiving Yards	33 (twice); last at Auburn, 2023
Long Reception	33 at Auburn, 2023
Touchdowns	1 vs. Chattanooga, 2023
Tackles	1 at USF, 2023



40
KENDRICK BLACKSHIRE

Duncanville, Texas
Duncanville

LB / Jr. / 6-2 / 233 / 2L

JUNIOR (2023): Hard-hitting linebacker who has been a staple on special teams ... earned an expanded role at linebacker ... recorded 16 total tackles, including one for loss (-2 yards) ... also pressured the quarterback once while forcing and recovering a fumble. **Middle Tennessee:** Totaled five tackles on the night ... also forced and recovered a fumble, ripping the ball out of the Blue Raider wideout's grips. **Texas:** Recorded three tackles in the top-15 matchup. **USF:** Posted two stops on the day. **Ole Miss:** Saw extended playing time in the absence of Deontae Lawson ... finished with three tackles, including one for loss (-2 yards) ... added one quarterback hurry. **Mississippi State:** Notched one tackle in Starkville. **Kentucky:** Returned to the field after an extended absence ... totaled two stops in Lexington. **Chattanooga:** Rotated in at linebacker against the Mocs. **Georgia:** Saw time on defense in the SEC Championship Game.

BLACKSHIRE'S CAREER STATISTICS

Year	Tackles						Fumbles					
	G-S	TT	UT	AT	TFL	QBH	Sacks	FF	FR	PBU	INT	
2021	9-0	3	2	1	0-0	0	0-0	0	0-0	0	0-0	
2022	8-0	6	2	4	1-5	1	0-0	0	0-0	0	0-0	
2023	8-0	16	9	7	1-2	1	0-0	1	1-2	0	0-0	
TOTAL	25-0	25	13	12	2-7	2	0-0	1	1-2	0	0-0	

BLACKSHIRE'S CAREER BESTS

Tackles	5 vs. Middle Tennessee, 2023
Tackles for Loss	1 (twice); last vs. Ole Miss, 2023
Yards Lost	5 vs. ULM, 2022
Quarterback Hurries	1 (twice); last vs. Ole Miss, 2023
Forced Fumbles	1 vs. Middle Tennessee, 2023
Fumble Recoveries	1 vs. Middle Tennessee, 2023
Fumble Return Yards	2 vs. Middle Tennessee, 2023



17
ISAIAH BOND

Buford, Ga.
Buford

WR / So. / 5-11 / 182 / 1L

• **Offensive Player of the Week - UA Coaching Staff**
Middle Tennessee, Texas A&M, Kentucky, Auburn

SOPHOMORE (2023): Second-year wideout who earned a starting role during fall camp ... leads UA with 44 receptions totaling 621 yards and four scores ... added one rush for a gain of three yards ... also returned one punt on the season ... selected as one of the Alabama coaching staff's offensive players of the week for his performance

against Middle Tennessee, Texas A&M, Kentucky and Auburn. **Middle Tennessee:** Led all wideouts with five receptions and 76 yards while adding one touchdown ... had a long reception of 47 yards against the Blue Raiders. **Texas:** Recorded one catch for 34 yards and a first down across his four targets on the night. **USF:** Totaled 42 yards on his team-leading four receptions. **Ole Miss:** Caught one of his three targets for a gain of 10 yards and a first down. **Mississippi State:** Recorded one catch for a gain of 17 yards in Starkville. **Texas A&M:** Hauled in seven of his nine targets for 96 yards and a touchdown ... converted five first downs to go with a 52-yard score ... averaged 13.7 yards per reception with his 52-yarder representing the long play by either team. **Arkansas:** Caught one pass for a gain of eight yards. **Tennessee:** Led the Tide wideouts with 77 yards and one score across his three catches ... converted a pair of first downs to go with his 46-yard touchdown. **LSU:** Recorded five receptions for 60 yards, both team-high marks ... had a long gain of 21 while converting three first downs on the night. **Kentucky:** Hauled in two receptions for 24 yards while adding one rush for a gain of three ... converted two first downs with a long reception of 17. **Chattanooga:** Accumulated 23 yards across his team-high four receptions. **Auburn:** Caught five of his eight targets for 75 yards and a touchdown ... hauled in the 31-yard go-ahead touchdown with 32 seconds left to lift the Tide to an Iron Bowl victory ... also converted a pair of first downs to go with his scoring play. **Georgia:** Converted a first down on each of his team-high five receptions totaling 79 yards.

BOND'S CAREER STATISTICS

Year	Rushing					Receiving					
	G-S	Att.	Yds.	Avg.	TD	LP	Rec.	Yds.	Avg.	TD	LP
2022	13-1	0	0	0.0	0	--	17	220	12.9	1	53
2023	13-10	1	3	3.0	0	3	44	621	14.1	4	52
TOTAL	26-11	1	3	3.0	0	3	61	841	13.8	5	53

PUNT RETURNS

Year	G	No.	Yards	Avg.	TD	LP
2022	1	1	34	34.0	0	34
2023	1	1	1	1.0	0	1
TOTAL	2	2	35	17.5	0	34

BOND'S CAREER BESTS

Receptions	7 at Texas A&M, 2023
Receiving Yards	96 at Texas A&M, 2023
Long Reception	53 at Arkansas, 2022
Touchdowns	1 (five times); last at Auburn, 2023
Two-Point Reception	1 vs. Texas, 2023
Rushes	1 at Kentucky, 2023
Rushing Yards	3 at Kentucky, 2023
Long Rush	3 at Kentucky, 2023
Punt Returns	1 (twice); last vs. Middle Tennessee, 2023
Punt Return Yards	34 vs. ULM, 2022
Long Punt Return	34 vs. ULM, 2022



52
TYLER BOOKER

New Haven, Conn.
IMG Academy

OL / So. / 6-5 / 352 / 1L

- **First Team All-SEC (Associated Press)**
- **Second Team All-SEC (Coaches)**
- **SEC Offensive Lineman of the Week (Ole Miss)**
- **Offensive Player of the Week - UA Coaching Staff**
Middle Tennessee, Ole Miss, LSU

SOPHOMORE (2023): Talented offensive lineman who played significant minutes in his first season at the Capstone ... earned a starting role at left guard in the fall ... earned first team All-SEC honors from the Associated Press ... garnered second team All-SEC recognition from the conference coaches ... started 12 games this season, missing only the USF game with back spasms ... has 41 knockdown blocks to average a team-high 3.4 per game ... allowed only 2.5 total sacks and 4.5 pressures across 676 snaps ... missed just three assignments this season ... named to the Outland Trophy Watch List, recognizing the top interior lineman in college football ... garnered preseason All-America honors from ESPN.com ... earned SEC Offensive Lineman of the Week recognition for his play against Ole Miss ... selected as an Alabama offensive player of the week by the Tide coaches following the Middle Tennessee and Ole Miss contests while the entire offensive line was recognized following the LSU game. **Middle Tennessee:** Recorded a career-high seven knockdown blocks ... helped the Tide rush for 226 yards while accounting for 431 yards of total offense and 56 points. **Texas:** Finished with two knockdown blocks in the top-15 matchup. **Ole Miss:** Totaled a team-high six knockdown blocks ... helped the Tide rush for 131 yards, including 105 yards from Jase McClellan who averaged 6.2 yards per carry with a touchdown ... was credited with half of a sack but did not allow any pressures, hits or have any missed assignments ... provided time for Jalen Milroe to throw for 225 yards and a score on 17-of-21 passing. **Mississippi State:** Opened holes for 193 rushing yards and 357 yards of total offense ... matched his career-high total with seven knockdown blocks ... did not allow a sack, hurry or quarterback hit ... did not miss an assignment on the night. **Texas A&M:** Helped spark the Alabama offense in the second half as the Tide scored 14 third-quarter points to take control of the game ... surrendered half of a sack and two pressures ... did not miss an assignment ... had two knockdown blocks. **Arkansas:** Opened holes for 177 rushing yards and provided time for another 238 through the air ... blocked for 83 yards from McClellan, 68 from Roydell Williams and 40 from Jam Miller ... accounted for two knockdown blocks ... did not allow a sack or quarterback hit ... surrendered two pressures. **Tennessee:** Led the Crimson Tide offensive line with six knockdown blocks ... opened holes for 138 rushing yards ... helped McClellan rush for 115 yards and a touchdown ... did not allow a sack, pressure or quarterback hit. **LSU:** Opened holes for a season-high 303 rushing yards gained with a net of 288 yards and six rushing

touchdowns ... had two knockdown blocks ... did not allow a sack, pressure or quarterback hit ... provided time for Milroe to throw for 219 yards on 15-of-23 passing ... blocked for a school-record four rushing touchdowns by a quarterback and 155 total rushing yards for Milroe who finished with 374 total yards of offense ... the entire Alabama line was named offensive players of the week by the Crimson Tide coaching staff after UA compiling a season-high 507 yards. **Kentucky:** Had three knockdown blocks against the Wildcats to tie for the team lead ... did not allow a sack or a quarterback hit ... surrendered one pressure ... opened holes for 159 rushing yards and provided time for Milroe to throw for 234 yards and three touchdowns while scoring three more times on the ground. **Chattanooga:** Started and had one knockdown block in 36 snaps before the starters gave way at halftime ... helped Alabama roll up 574 yards of total offense including a season-high 315 rushing yards ... allowed one sack and was credited with half of a quarterback pressure ... opened holes for five Crimson Tide ball carriers to gain at least 42 yards rushing. **Auburn:** Opened holes for 451 yards of total offense in the Tide's 27-24 win over the Tigers on the Plains ... did not allow a sack, pressure or quarterback hit ... helped Alabama rush for 192 yards and average 4.4 yards per rush ... provided time for Milroe to throw for 259 yards and two touchdowns while rushing for 107 yards. **Georgia:** Turned in his highest-graded performance of the season ... earned recognition from Pro Football Focus as the top-rated guard in all games on conference championship weekend ... recorded three knockdown blocks ... allowed half a sack and missed one assignment ... did not surrender a quarterback hit or a pressure ... opened holes for 114 rushing yards against the Bulldogs' top-ranked defense.



41
CHRIS BRASWELL

Baltimore, Md.
Saint Frances Academy

LB / Sr. / 6-3 / 255 / 2L

- **Second Team All-SEC (Associated Press)**
- **Defensive Player of the Week - UA Coaching Staff**
Middle Tennessee, USF, Texas A&M, Tennessee, Kentucky, Auburn
- **Special Teams Player of the Week - UA Coaching Staff**
Texas A&M

SENIOR (2023): A veteran edge defender in the Crimson Tide defense ... earned second team All-SEC recognition from the Associated Press ... forced a team-high three fumbles to tie for the SEC lead and 14th nationally ... tied for fourth in the conference and ranks second on UA for sacks with eight (-57 yards) ... recorded 41 total stops, including 10.5 for loss (-61 yards) to go with his sacks ... intercepted a pass for a 28-yard touchdown while blocking one field goal ... also contributed the three forced fumbles, one pass breakup and five quarterback hurries ... named one of the defensive players of the week by the Alabama coaching staff for his play against Middle Tennessee, USF, Texas A&M, Tennessee, Kentucky and Auburn ... also selected

as a special teams player of the week by the UA coaches for efforts against the Aggies. **Middle Tennessee:** Provided consistent pressure off the edge all night against the Blue Raiders ... totaled four tackles, including one sack (-5 yards), while adding a quarterback pressure ... also forced one fumble. **Texas:** Notched two tackles in the top-15 matchup. **USF:** Recorded seven stops, including a team-high three tackles for loss (-8 yards) ... added one sack (-5 yards), a quarterback hurry and one pass breakup in Tampa. **Ole Miss:** Spent the night in the Rebels' backfield ... finished with three tackles, including 1.5 sacks (-9 yards) ... helped the Tide total five sacks for a second consecutive game. **Mississippi State:** Picked off a pass and returned the interception 28 yards for a score ... also contributed two total tackles by night's end. **Texas A&M:** Recorded five tackles, including one sack (-3 yards), to go with a quarterback hurry ... also blocked an Aggie field goal, plowing through the right side of the line to get his hands on the kick. **Arkansas:** Totaled five tackles, including half a stop for a loss (-1 yard). **Tennessee:** Finished with four tackles on the day, including a team-high two sacks (-16 yards) ... forced a key fumble with his sack late in the fourth quarter to seal the victory for the Tide ... also registered one quarterback pressure. **LSU:** Recorded two stops against the Tigers. **Kentucky:** Provided consistent pressure off the edge all day against the Wildcats ... tallied a pair of tackles, including half a sack (-5 yards), to go with one quarterback hurry. **Chattanooga:** Posted one tackle on Senior Day. **Auburn:** Applied pressure off the edge all afternoon ... recorded three tackles, including one sack (-14 yards) ... also forced a fumble that pinned the Tigers inside their own 1-yard line for the game's final play. **Georgia:** Finished with one tackle in the SEC Championship.

BRASWELL'S CAREER STATISTICS

Year	Tackles							Fumbles				
	G-S	TT	UT	AT	TFL	QBH	Sacks	FF	FR	PBU	INT	
2021	14-0	13	7	6	1-1	2	0-0	0	0-0	0	0-0	
2022	13-0	20	8	12	4-23	6	2.5-12	1	0-0	0	0-0	
2023	13-2	41	16	25	10.5-61	5	8-57	3	0-0	1	1-28	
TOTAL	40-2	74	31	43	15.5-85	13	10.5-69	4	0-0	1	1-28	

BRASWELL'S CAREER BESTS

Tackles	7 at USF, 2023
Tackles for Loss	3 at USF, 2023
Yards Lost	16 vs. Tennessee, 2023
Sacks	2 vs. Tennessee, 2023
Yards Lost	16 vs. Tennessee, 2023
Quarterback Hurries	2 (twice); last vs. Texas A&M, 2022
Interceptions	1 at Mississippi State, 2023
Return Yards	28 at Mississippi State, 2023
Touchdowns (INT return)	1 at Mississippi State, 2023
Pass Breakups	1 at USF, 2023
Forced Fumbles	1 (four times); last at Auburn, 2023
Blocked Field Goal	1 at Texas A&M, 2023
Blocked Punt	1 vs. Mercer, 2021



58
JAMES BROCKERMEYER

Fort Worth, Texas
All Saints Episcopal

OL / R-So. / 6-3 / 285 / SQ

SOPHOMORE (2023): The Tide's backup center ... played on special teams in every game this season. **Middle Tennessee:** Earned nine snaps in the opener against the Blue Raiders. **Mississippi State:** Came off the bench to get four reps at center in the fourth quarter. **Chattanooga:** Entered for 15 snaps at center in the Crimson Tide's victory over the Mocs.



8
TYLER BUCHNER

San Diego, Calif.
The Bishop's School/Notre Dame

QB / R-So. / 6-1 / 215 / TR

REDSHIRT SOPHOMORE (2023): Quarterback transfer from Notre Dame where he worked under Tide offensive coordinator Tommy Rees ... seen time in two games with one start. **Middle Tennessee:** Entered at quarterback and completed three passes for 27 yards ... also rushed one time for a nine-yard touchdown. **USF:** Got the start against the Bulls ... finished 5-of-14 for 34 yards through the air ... added two rushes for 11 yards.

BUCHNER'S CAREER STATISTICS (AT ALABAMA)

Year	Passing				Rushing						
	G-S	Com-Att-Int	Pct.	Yds	TD	LP	No.	Yds	Avg.	TD	LP
2023	2-1	8-19-0	42.1	61	0	20	3	20	6.7	1	9

BUCHNER'S CAREER BESTS (AT ALABAMA)

Completions	5 at USF, 2023
Attempts	14 at USF, 2023
Passing Yards	34 at USF, 2023
Long Pass	20 vs. Middle Tennessee, 2023
Rushes	2 at USF, 2023
Rushing Yards	11 at USF, 2023
Long Rush	9 vs. Middle Tennessee, 2023
Touchdowns	1 vs. Middle Tennessee, 2023



86
JAMES BURNIP

Mt. Macedon, Victoria AU
Victoria Uni., Melbourne

P / R-Jr. / 6-6 / 220 / 2L

- **First Team All-American (Pro Football Focus)**
- **Second Team All-SEC (Coaches)**
- **Ray Guy Award (Semifinalist)**
- **Ray Guy Award Punter of the Week (Texas)**
- **Special Teams Player of the Week - UA Coaching Staff**
Middle Tennessee, Texas, USF, Ole Miss, Arkansas, Kentucky

JUNIOR (2023): Returned to his starting punter spot for year three at the Capstone ... also serves as the holder on all kicks ... selected as a first team All-American by Pro Football Focus ... earned second team All-SEC accolades from the conference coaches ... ranks second in the SEC and fifth nationally with a 47.2 yards per punt average ... accumulated 2,454 yards on 52 punts ... boomed 20 punts of 50-plus yards, including four for 60-plus highlighted by a career-long 67-yarder at Mississippi State ... named a semifinalist for the Ray Guy Award, presented each year to the nation's top punter ... added to the watch list for the Guy after week two of the season ... earned Ray Guy Award Punter of the Week recognition following the top-15 matchup Texas ... selected as a special teams player of the week by the Alabama coaches for his play against Middle Tennessee, Texas, USF, Ole Miss, Arkansas and Kentucky. **Middle Tennessee:** Called on to punt three times ... accumulated 139 yards on three punts with a long boot of 53 yards ... averaged 46.3 yards per punt and dropped one kick inside the 20. **Texas:** Totaled 263 yards on five punts against the Longhorns ... averaged 52.6 yards per boot with a career-long 61-yard punt ... pinned UT inside the 20 on three of his kicks. **USF:** Punted eight times for 369 yards to average 46.1 yards per boot with a long kick of 60 ... pinned the Bulls inside the 20 on four of his punts. **Ole Miss:** Called on to punt three times in the top-25 matchup ... accumulated 145 yards for an average of 48.3 yards per kick with a long of 56. **Mississippi State:** Boomed a career-long 67-yard punt as part of his three boots on the night ... accumulated 160 total yards for an average of 53.3 yards per punt. **Texas A&M:** Left the game in the second quarter after suffering a lower-body injury ... punted twice for 92 yards with a long of 63 prior to his exit. **Arkansas:** Averaged 49.9 yards per punt across his seven boots for a combined 349 yards ... five of his punts went for 50-plus with a long of 59 on the day. **Tennessee:** Punted five times for 218 yards to average 43.6 yards per kick with a long of 52. **LSU:** Called on to punt just once, sending the boot 50 yards with no return. **Kentucky:** Totaled 136 yards on three punts with a long boot of 55 ... averaged 45.3 yards per punt and pinned the Wildcat offense inside the 20 twice. **Chattanooga:** Punted twice for a combined 89 yards to average 44.5 yards per boot. **Auburn:** Finished with 211 yards on five punts for an average of 42.2 yards per kick ... recorded a long of 58 yards. **Georgia:** Recorded five punts for a combined 233 yards to average 46.6

yards per boot ... totaled two kicks of 50-plus yards while dropping three punts inside the 20.

BURNIP'S CAREER STATISTICS (AT ALABAMA)

PUNTS												
Year	G-S	No.	Yds	Avg.	Lng	In	Ret.	Net	Net			
						20	50+	Blk	Yds	Yds	Avg.	
2021	15-15	48	1,878	39.1	50	15	1	0	79	1,799	37.5	
2022	13-13	44	1,861	42.3	58	15	6	0	67	1,794	40.8	
2023	13-13	52	2,454	47.2	67	19	20	0	111	2,343	45.1	
TOTAL	41-41	144	6,193	43.0	67	49	27	0	257	5,936	41.2	

BURNIP'S CAREER BESTS (AT ALABAMA)

Punts	8 at USF, 2023
Punt Yards	369 at USF, 2023
Long Punt	67 at Mississippi State, 2023
Average	53.3 (three punts) at Mississippi State, 2023



3
JERMAINE BURTON

Calabasas, Calif.
Calabasas/Georgia

WR / Sr. / 6-0 / 194 / 1L

- Reese's Senior Bowl Off. Player of the Week (Texas A&M)
- Offensive Player of the Week - UA Coaching Staff Texas A&M

SENIOR (2023): Senior wideout in the Tide's deep receiver corps ... leads the SEC and ranks fourth nationally with a 22.2 yards per catch average ... accumulated a team-high 777 yards and eight touchdowns across 35 catches ... named the Reese's Senior Bowl Offensive Player of the Week for his play at Texas A&M ... earned offensive player of the week recognition from the Alabama coaching staff for his efforts against the Aggies. **Middle Tennessee:** Caught three passes for 62 yards with a touchdown ... recorded a long reception of 48 yards for his score. **Texas:** Totaled two receptions for 58 yards and a touchdown ... found the end zone from 49 yards out. **USF:** Finished with one reception for seven yards. **Ole Miss:** Hauled in both targets for a combined 62 yards. **Mississippi State:** Saw time against the Bulldogs but did not record any stats. **Texas A&M:** Put together a monster game in Bryan-College Station ... caught an Alabama career-high nine passes for 197 yards and two touchdowns ... converted seven first downs on his other receptions ... averaged 21.9 yards per catch with explosive plays of 45, 21, 15, 46 and 19 yards. **Arkansas:** Recorded two first downs across his pair of catches for 60 yards with a long reception of 44. **Tennessee:** Led the Tide receivers with four catches for 62 yards and a touchdown ... converted three first downs to go with his 10-yard score. **LSU:** Caught three passes for 29 yards against the Tigers. **Chattanooga:** Accumulated a team-high 105 yards and a touchdown across his three catches ... converted a pair of first downs to go with his five-yard score on Senior Day. **Auburn:** Recorded four catches for a team-high 107 yards and a touchdown ... scored with a 68-yard catch and run. **Georgia:** Caught two passes for 28 yards and a touchdown against his former team.

BURTON'S CAREER STATISTICS (AT ALABAMA)

Year	G-S	Rushing				Receiving					
		Att.	Yds.	Avg.	TD	LP	Rec.	Yds.	Avg.	TD	LP
2022	13-12	0	0	0.0	0	--	40	677	16.9	7	52
2023	12-11	0	0	0.0	0	--	35	777	22.2	8	68
TOTAL	25-23	0	0	0.0	0	--	75	1,454	19.4	15	68

BURTON'S CAREER BESTS (AT ALABAMA)

Receptions	9 at Texas A&M, 2023
Receiving Yards	197 at Texas A&M, 2023
Long Reception	68 at Auburn, 2023
Touchdowns	2 (three times); last at Texas A&M, 2023



30
JIHAAD CAMPBELL

Erial, N.J.
IMG Academy

LB / So. / 6-3 / 230 / 1L

- Lott IMPACT Trophy Player of the Week (Tennessee)
- Nagurski National Player of the Week (Tennessee)
- SEC Defensive Player of the Week (Tennessee)
- Defensive Player of the Week - UA Coaching Staff Ole Miss, Tennessee, Kentucky, Chattanooga
- Special Teams Player of the Week - UA Coaching Staff Auburn

SOPHOMORE (2023): Athletic linebacker who works in the Tide's middle linebacker rotation ... missed the season opener recovering from injury ... ranks second on UA with 65 tackles, including four for loss (-9 yards) and half a sack (-2 yards) ... added three quarterback pressures and three pass breakups ... also intercepted a pass with a return of two yards and recorded two fumbles recoveries, one of which he returned 24 yards for a touchdown ... named the Nagurski Trophy National Player of the Week and the Lott IMPACT Trophy Player of the Week following the Tennessee game ... also earned SEC Defensive Player of the Week accolades for his output against the Vols ... selected as one of the defensive players of the week by the Alabama coaches for his play against Ole Miss, Tennessee, Kentucky and Chattanooga ... earned special teams player of the week recognition from the Tide coaching staff for his play at Auburn. **Texas:** Returned from injury to see time at linebacker and on special teams. **USF:** Saw his most extensive playing time to date ... finished with seven tackles, including one for loss (-1 yard). **Ole Miss:** Stepped up in the absence of Deontae Lawson, entering the game late in the second quarter ... finished second on the Tide defense with seven total tackles. **Mississippi State:** Led the Tide defense with 14 tackles to double his season output ... made one tackle for loss (-3 yards) and contributed to half a sack (-2 yards) ... also pressured the State quarterback while adding an interception with a two-yard return. **Texas A&M:** Recorded one tackle and a quarterback hurry against the Aggies. **Arkansas:** Rotated in at linebacker but did not record any stats. **Tennessee:** Picked up the fumble forced by Chris Braswell, carrying the ball 24 yards into the end zone to make it a two-score game late in the fourth quarter ... also contributed 10 tackles to rank second on UA, including one for loss (-4 yards). **LSU:** Recorded three tackles in his start against the Tigers. **Kentucky:** Registered

five total tackles, including one for loss (-1 yard) ... also added one quarterback hurry and a pass breakup. **Chattanooga:** Led the Tide defense with 10 total tackles ... added one pass breakup on the day. **Auburn:** Recovered a muffed punt late in the fourth quarter that led to the eventual game-winning touchdown for the Tide ... also notched four tackles and a pass breakup from his inside linebacker post. **Georgia:** Contributed four tackles against the top-ranked Bulldogs.

CAMPBELL'S CAREER STATISTICS

Year	G-S	Tackles					Fumbles				
		TT	UT	AT	TFL	QBH	Sacks	FF	FR	PBU	INT
2022	9-0	1	0	1	0-0	0	0-0	0	0-0	0	0-0
2023	12-7	65	33	32	4-9	3	0.5-2	0	2-24	3	1-2
TOTAL	21-7	66	33	33	4-9	3	0.5-2	0	2-24	3	1-2

CAMPBELL'S CAREER BESTS

Tackles	14 at Mississippi State, 2023
Tackles for Loss	1 (four times); last at Kentucky, 2023
Yards Lost	4 vs. Tennessee, 2023
Sacks	0.5 at Mississippi State, 2023
Yards Lost	2 at Mississippi State, 2023
Quarterback Hurries	1 (three times); last at Kentucky, 2023
Interceptions	1 at Mississippi State, 2023
Return Yards	2 at Mississippi State, 2023
Pass Breakups	1 (three times); last at Auburn, 2023
Fumble Recoveries	1 (twice); last at Auburn, 2023
Fumble Return Yards	24 vs. Tennessee, 2023
Touchdowns (Fumble Recovery)	1 vs. Tennessee, 2023



35
ZARIAN COURTNEY

Arlington, Texas
Timberview/Okla. Baptist

WR / Sr. / 6-2 / 183 / SQ

SENIOR (2023): Walk-on wideout in his second year with the Tide. **Chattanooga:** Entered late in the game for his first career action at UA.

COURTNEY'S CAREER STATISTICS (AT ALABAMA)

Year	G-S	Rushing				Receiving					
		Att.	Yds.	Avg.	TD	LP	Rec.	Yds.	Avg.	TD	LP
2023	1-0	0	0	0.0	0	--	0	0	0.0	0	--



71
DARRIAN DALCOURT

Havre de Grace, Md.
Saint Frances Academy

OL / Gr. / 6-3 / 320 / 4L

GRADUATE (2023): In this third year as at least a part-time starter along the Crimson Tide's offensive line ... made five starts this season at guard and played in eight games ... played 332 snaps and has seven knockdown blocks ... missed the Texas A&M and Arkansas games due to a shoulder injury. **Middle Tennessee:** Started and played 43 snaps as

the Crimson Tide rolled up 431 total yards, including 226 rushing and 56 points. **Texas:** Recorded two knockdown blocks in the top-15 matchup. **USF:** Opened holes for the Crimson Tide to rush for 203 yards while controlling the fourth quarter at the line of scrimmage. **Ole Miss:** Registered two knockdown blocks ... helped the Tide rush for 131 yards, including 105 yards from Jase McClellan who averaged 6.2 yards per carry with a touchdown ... did not allow a sack, a pressures, a quarterback hit or miss an assignment ... provided time for Jalen Milroe to throw for 225 yards and a score on 17-of-21 passing. **Mississippi State:** Opened holes for 193 rushing yards and 357 yards of total offense ... had two knockdown blocks ... did not allow a sack, hurry or quarterback hit. **Tennessee:** Played two snaps at guard off the bench. **Kentucky:** Came off the bench for 17 snaps against the Wildcats. **Chattanooga:** Played 22 snaps at center and guard in a 66-10 victory ... helped Alabama roll up 574 yards of total offense including a season-high 315 rushing yards ... credited with one knockdown block.



81
CJ
DIPPRE

Scranton, Pa.
Lakeland/Maryland

TE / Jr. / 6-5 / 257 / TR

JUNIOR (2023): Productive tight end that transferred to Alabama following two seasons at Maryland ... seen time in 13 games with 11 starts for the Tide ... totaled 172 yards on nine catches ... also made two tackles ... named to the Mackey Award Watch List, an honor presented to the nation's top tight end. **Middle Tennessee:** Caught one pass for five yards in his Alabama debut. **Texas:** Got the start against the Longhorns ... contributed one tackle. **USF:** Hauled in one pass for a 45-yard gain against the Bulls. **Ole Miss:** Combined for 28 yards on two catches in the SEC opener. **Mississippi State:** Converted a first down with his lone reception of 26 yards against the Bulldogs. **Texas A&M:** Got the start in Bryan-College Station but did not record any stats. **Arkansas:** Saw time against the Hogs. **Tennessee:** Caught one pass for a gain of 15 yards and a Tide first down. **LSU:** Converted a first down on his lone reception for a gain of 11 yards. **Kentucky:** Recorded a first down on his 30-yard reception against the Wildcats. **Chattanooga:** Targeted once on the day but did not record any stats. **Auburn:** Provided key blocks on the outside to help the Crimson Tide rack up 192 rushing yards. **Georgia:** Caught one pass for a 12-yard gain ... also added a key special teams tackle on punt coverage.

DIPPRE'S CAREER STATISTICS (AT ALABAMA)

Year	Rushing					Receiving					
	G-S	Att.	Yds.	Avg.	TD	LP	Rec.	Yds.	Avg.	TD	LP
2023	13-11	0	0	0.0	0	--	9	172	19.1	0	45

DIPPRE'S CAREER BESTS (AT ALABAMA)

Receptions	2 vs. Ole Miss, 2023
Receiving Yards	45 at USF, 2023
Long Reception	45 at USF, 2023
Tackles	1 (twice); last vs. Georgia, 2023



2
CALEB
DOWNS

Hoschton, Ga.
Mill Creek

DB / Fr. / 6-0 / 203 / HS

- **First Team All-American (Pro Football Focus)**
- **Second Team All-American (Associated Press)**
- **Second Team All-American (The Sporting News)**
- **Second Team All-American (USA Today)**
- **Shaun Alexander Freshman of the Year (Finalist)**
- **SEC Freshman of the Year (Coaches)**
- **SEC Newcomer of the Year (Associated Press)**
- **First Team All-SEC (Coaches)**
- **Freshman All-SEC Team (Coaches)**
- **Second Team All-SEC (Associated Press)**
- **SEC Freshman of the Week (Middle Tennessee)**
- **SEC Freshman of the Week (Mississippi State)**
- **Shaun Alexander Freshman of the Week (Miss. State)**
- **Defensive Player of the Week - UA Coaching Staff**
Middle Tennessee, Mississippi State, Chattanooga
- **Special Teams Player of the Week - UA Coaching Staff**
Chattanooga

FRESHMAN (2023): Earned the starting strong safety spot for the Tide ... selected as a first team All-American by Pro Football Focus ... garnered second team All-America recognition from the Associated Press and The Sporting News ... also named a second-teamer by USA Today ... selected as the SEC Freshman of the Year by the conference coaches ... added first team All-SEC and Freshman All-SEC accolades from the coaches ... also tabbed as the SEC Newcomer of the Year and a second team All-SEC honoree by the AP ... leads UA and ranks fourth in the SEC with 99 stops, including 3.5 for loss (-11 yards) ... a part of four turnovers on the season, forcing a fumble, recovering a fumble for a return of 12 yards and picking off a pair of passes for a combined 11 yards ... also broken up three passes ... added four punt returns for a combined 87 yards with a touchdown ... selected as a finalist for the Shaun Alexander Freshman of the Year Award ... garnered preseason true freshman All-America recognition from 247 Sports ... named SEC Freshman of the Week for his play against Middle Tennessee and at Mississippi State ... also earned Shaun Alexander Freshman of the Week accolades for his output in Starkville ... selected as one of the Alabama coaching staff's defensive players of the week for his efforts against MTSU, State and Chattanooga ... also named a special teams player of the week by the Tide coaches for his play against the Mocs. **Middle Tennessee:** Got the start at safety in his first collegiate game for the Crimson Tide ... finished with a team-high eight total tackles, including one for loss (-2 yards) ... helped the UA defense limit MTSU to only 133 yards passing. **Texas:** Tied for the team-high total for tackles with 10 stops ... also forced a fumble against the Longhorns. **USF:** Finished with four tackles in the non-conference pairing. **Ole Miss:** Posted five stops to go with a pass breakup against the Rebels. **Mississippi State:** Recorded a season-high 13 tackles in Starkville ... added his first career interception, returning the pick 11 yards. **Texas A&M:** Forced a huge turnover with a highlight-reel interception early in the third quarter ... also

contributed seven tackles to rank second on the Tide defense. **Arkansas:** Tied for the team lead in tackles with seven stops against the Razorbacks. **Tennessee:** Accumulated nine tackles on the day. **LSU:** Led the Crimson Tide defense with a season-high tying 13 tackles. **Kentucky:** Finished as the team leader in tackles with seven, including half a tackle for loss (-1 yard) ... also recovered a fumble with a return of 12 yards. **Chattanooga:** Earned defensive and special teams player of the week recognition from the Tide coaches ... accounted for seven tackles and one pass breakup on defense ... entered at punt returner and finished with 90 combined yards and a touchdown across two returns ... found the end zone from 85 yards out. **Auburn:** Totaled five tackles, including one for loss (-7 yards), to go with a pass breakup. **Georgia:** Contributed four tackles, including one for loss (-1 yard), in the SEC Championship.

DOWNS' CAREER STATISTICS

Year	G-S	Tackles					Fumbles				
		TT	UT	AT	TFL	QBH	Sacks	FF	FR	PBU	INT
2023	13-13	99	64	35	3.5-11	0	0-0	1	1-12	3	2-11

PUNT RETURNS

Year	G	No.	Yards	Avg.	TD	LP
2023	3	4	87	21.8	1	85

DOWNS' CAREER BESTS

Tackles	13 (twice); last vs. LSU, 2023
Tackles for Loss	1 (twice); last at Auburn, 2023
Yards Lost	7 at Auburn, 2023
Interceptions	1 (twice); last at Texas A&M, 2023
Return Yards	11 at Mississippi State, 2023
Pass Breakups	1 (three times); last at Auburn, 2023
Forced Fumbles	1 vs. Texas, 2023
Fumble Recoveries	1 at Kentucky, 2023
Fumble Return Yards	12 at Kentucky, 2023
Punt Returns	2 (twice); last at Auburn, 2023
Punt Return Yards	90 vs. Chattanooga, 2023
Long Punt Return	85 vs. Chattanooga, 2023
Touchdowns	1 vs. Chattanooga, 2023



92
JUSTIN
EBOIGBE

Forest Park, Ga.
Forest Park

DL / R-Sr. / 6-5 / 292 / 3L

- **First Team All-SEC (Coaches)**
- **Second Team All-SEC (Associated Press)**
- **AP/CSC Comeback Player of the Year (Semifinalist)**
- **SEC Defensive Lineman of the Week (Texas A&M)**
- **Defensive Player of the Week - UA Coaching Staff**
Mississippi State, Texas A&M, Arkansas, Tennessee

REDSHIRT SENIOR (2023): Suffered a season-ending injury in 2022 before redshirting ... returned to full health this spring ... named to the All-SEC First Team by the conference coaches ... garnered second team All-SEC recognition from the Associated Press ... recorded 60 tackles, including 11.5 for loss (-47 yards) to rank second on UA ... also contributed seven sacks (-40 yards), good for third on the defense ... added four quarterback hurries

and one pass breakup ... selected as a semifinalist for the AP/College Sports Communicators (CSC) Comeback Player of the Year Award ... named the SEC Defensive Lineman of the Week for his play at Texas A&M ... selected as one of the defensive players of the week by the Alabama coaches for his play against Mississippi State, Texas A&M, Arkansas and Tennessee. **Middle Tennessee:** Finished with two tackles in his start against the Blue Raiders. **Texas:** Recorded four tackles, including one for loss (-2 yards), while adding a quarterback hurry. **USF:** Totaled five tackles in Tampa, including half a sack (-2 yards). **Ole Miss:** Contributed three stops against the Rebels. **Mississippi State:** Totaled six stops, including half a sack (-4 yards), to go with a quarterback hurry. **Texas A&M:** Registered five tackles, including a team-high 1.5 sacks (-10 yards) ... notched the key sack in the Aggies' end zone for a safety to make it a two-score game late. **Arkansas:** Accumulated five tackles, including half a sack (-6 yards) ... also contributed a pass breakup and one quarterback hurry. **Tennessee:** Played a key role in helping Alabama shut out the Vols in the second half ... finished with a career-high eight tackles, including 1.5 for loss (-1 yard). **LSU:** Posted six tackles, including one sack (-4 yards). **Kentucky:** Contributed a team-high two tackles for loss (-10 yards) and one sack (-6 yards) as part of his three total stops on the day. **Chattanooga:** Recorded five tackles, including one for loss (-3 yards), on Senior Day. **Auburn:** Finished with four tackles, including one sack (-5 yards), in the Iron Bowl. **Georgia:** Totaled three tackles, including one sack (-3 yards).

EBOIGBE'S CAREER STATISTICS

Year	Tackles							Fumbles				
	G-S	TT	UT	AT	TFL	QBH	Sacks	FF	FR	PBU	Int	
2019	10-2	10	6	4	3-4	1	1.5-2	0	0-0	0	0-0	
2020	13-9	19	10	9	0.5-1	3	0-0	0	0-0	0	1-4	
2021	15-3	19	8	11	0.5-1	2	0.5-1	0	2-0	2	0-0	
2022	4-0	11	5	6	0.5-0	2	0-0	0	0-0	0	0-0	
2023	13-13	60	25	35	11.5-50	4	7-40	0	0-0	1	0-0	
TOTAL	55-27	119	54	65	16-56	12	9-43	0	2-0	3	1-4	

EBOIGBE'S CAREER BESTS

- Tackles** 8 vs. Tennessee, 2023
- Tackles for Loss** 2 (twice); last at Kentucky, 2023
- Yards Lost** 10 (twice); last at Kentucky, 2023
- Sacks** 1.5 at Texas A&M, 2023
- Yards Lost** 10 at Texas A&M, 2023
- Quarterback Hurries** 1 (12 times); last vs. Arkansas, 2023
- Interceptions** 1 vs. Georgia, 2020
- Return Yards** 4 vs. Georgia, 2020
- Pass Breakups** 1 (three times); last vs. Arkansas, 2023
- Fumble Recoveries** 1 (twice); last vs. New Mexico State, 2021



/// 43
ROBERT ELLIS

Enterprise, Ala.
Enterprise

TE / Sr. / 6-0 / 220 / SQ

SENIOR (2023): Fourth-year walk-on tight end. **Chattanooga:** Entered late on offense for his first career action.

ELLIS' CAREER STATISTICS

Year	Rushing					Receiving					
	G-S	Att.	Yds.	Avg.	TD	LP	Rec.	Yds.	Avg.	TD	LP
2023	1-0	0	0	0.0	0	--	0	0	0.0	0	--



/// 69
TERRENCE FERGUSON II

Fort Valley, Ga.
Peach

OL / R-So. / 6-4 / 322 / 1L

SOPHOMORE (2023): Powerful offensive lineman who can play center or guard ... made his first career start against USF in Tampa. **Middle Tennessee:** Came off the bench in the season opener to record 21 snaps ... recorded two knockdown blocks in the win. **USF:** Opened holes for the Crimson Tide to rush for 203 yards while controlling the fourth quarter at the line of scrimmage. **Ole Miss:** Came off the bench for eight snaps at right guard. **Kentucky:** Played nine snaps in Lexington. **Chattanooga:** Played 22 snaps at center and guard in a 66-10 victory ... helped Alabama roll up 574 yards of total offense including a season-high 315 rushing yards ... credited with one knockdown block.



/// 75
WILKIN FORMBY

Tuscaloosa, Ala.
Northridge

OL / Fr. / 6-7 / 320 / HS

FRESHMAN (2023): Highly touted offensive line recruit from Tuscaloosa. **Middle Tennessee:** Came off the bench in the season opener to record two snaps against the Blue Raiders. **Kentucky:** Came off the bench for nine snaps against the Wildcats. **Chattanooga:** Played three snaps in a 66-10 victory over the Mocs.



/// 41
JR GARDNER

Gulf Shores, Ala.
Gulf Shores

RB / Fr. / 5-11 / 185 / HS

FRESHMAN (2023): In-state running back who walked on this season. **Chattanooga:** Entered late on offense for his first career action.

GARDNER'S CAREER STATISTICS

Year	Rushing					Receiving					
	G-S	Att.	Yds.	Avg.	TD	LP	Rec.	Yds.	Avg.	TD	LP
2023	1-0	0	0	0.0	0	--	0	0	0.0	0	--



/// 95
MONKELL GOODWINE

Upper Marlboro, Md.
Rock Creek Christian Aca.

DL / R-So. / 6-4 / 290 / SQ

SOPHOMORE (2023): A depth piece on the Tide's veteran defensive front ... seen time in two games. **Middle Tennessee:** Rotated in against the Blue Raiders. **Mississippi State:** Saw time up front in Starkville.

GOODWINE'S CAREER STATISTICS

Year	Tackles						Fumbles				
	G-S	TT	UT	AT	TFL	QBH	Sacks	FF	FR	PBU	INT
2021	2-0	0	0	0	0-0	0	0-0	0	0-0	0	0-0
2022	1-0	0	0	0	0-0	0	0-0	0	0-0	0	0-0
2023	2-0	0	0	0	0-0	0	0-0	0	0-0	0	0-0
TOTAL	5-0	0	0	0	0-0	0	0-0	0	0-0	0	0-0



/// 14
JALEN HALE

Longview, Texas
Longview

WR / Fr. / 6-1 / 189 / HS

• **Offensive Player of the Week - UA Coaching Staff**
Kentucky

FRESHMAN (2023): Excelled during fall camp to earn himself a spot in the Tide's deep receiver rotation ... seen his playing time continue to increase, working in 12 games ... recorded five receptions for 148 yards and a touchdown ... selected as one of the offensive players of the week by the Alabama coaching staff for his play at Kentucky. **Middle Tennessee:** Caught one pass for five yards in his Alabama debut. **USF:** Saw extended minutes at wideout against the Bulls. **Ole Miss:** Notched his first career touchdown as part of his two catches for 63 yards ... made a highlight reel catch in the back of the end zone for a 33-yard score. **Mississippi State:** Saw time against the Bulldogs but did not record any stats. **Texas A&M:** Earned playing time in Bryan-College Station. **Arkansas:** Targeted twice on the day but did not record a catch. **Tennessee:** Saw time at wideout against the Vols. **LSU:** Earned snaps on offense in the top-15 matchup. **Kentucky:** Recorded one reception for a 51-yard gain, including 36 yards after the catch. **Chattanooga:** Caught one pass for 29 yards and a first down. **Auburn:** Saw time against the Tigers. **Georgia:** Rotated in at wideout in the SEC Championship Game.

HALE'S CAREER STATISTICS

Year	Rushing					Receiving					
	G-S	Att.	Yds.	Avg.	TD	LP	Rec.	Yds.	Avg.	TD	LP
2023	12-0	0	0	0.0	0	--	5	148	29.6	1	51

HALE'S CAREER BESTS

Receptions	2 vs. Ole Miss, 2023
Receiving Yards	63 vs. Ole Miss, 2023
Long Reception	51 at Kentucky, 2023
Touchdowns	1 vs. Ole Miss, 2023



/// 23
JAREN HAMILTON

Gainesville, Fla.
F.W. Buchholz

WR / Fr. / 6-1 / 200 / HS

FRESHMAN (2023): A talented wideout who provides the Crimson Tide with depth at receiver. **Middle Tennessee:** Saw time against the Blue Raiders for his first collegiate action. **Chattanooga:** Entered late in the game on offense.

HAMILTON'S CAREER STATISTICS

Year	Rushing					Receiving					
	G-S	Att.	Yds.	Avg.	TD	LP	Rec.	Yds.	Avg.	TD	LP
2023	2-0	0	0	0.0	0	--	0	0	0.0	0	--



/// 22
JUSTICE HAYNES

Buford, Ga.
Buford

RB / Fr. / 5-11 / 205 / HS

FRESHMAN (2023): One of the top running back prospects who enrolled early and excelled during spring ball ... contributes on special teams while also working at tailback ... carried 21 times for 137 yards with two touchdowns ... also made one tackle. **Middle Tennessee:** Made his Alabama debut against the Blue Raiders ... averaged 7.3 yards per carry on four rushes for 29 yards. **USF:** Saw time on special teams in the non-conference pairing. **Ole Miss:** Worked on special teams against the Rebels. **Mississippi State:** Totaled 22 yards on four rushes in Starkville ... also contributed one tackle on special teams. **Texas A&M:** Saw time on special teams against the Aggies. **Arkansas:** Carried twice for 11 combined yards. **Tennessee:** Worked on the Tide's special teams units. **LSU:** Saw time on special teams against the Tigers. **Kentucky:** Accumulated 33 yards on six carries in Lexington. **Chattanooga:** Rushed five times for 42 yards and a team-high two scores ... scored on runs of one and 33 yards ... also continued his work on special teams. **Auburn:** Worked on special teams in the Iron Bowl. **Georgia:** Contributed on special teams against the Bulldogs.

HAYNES' CAREER STATISTICS

Year	Rushing					Receiving					
	G-S	Att.	Yds.	Avg.	TD	LP	Rec.	Yds.	Avg.	TD	LP
2023	13-0	21	137	6.5	2	33	0	0	0.0	0	--

HAYNES' CAREER BESTS

Rushes	6 at Kentucky, 2023
Rushing Yards	42 vs. Chattanooga, 2023
Long Rush	33 vs. Chattanooga, 2023
Touchdowns	2 vs. Chattanooga, 2023
Tackles	1 at Mississippi State, 2023



/// 24
EMMANUEL HENDERSON JR.

Hartford, Ala.
Geneva County

WR / So. / 6-1 / 185 / 1L

SOPHOMORE (2023): Returned to the field after spending the first part of the season recovering from injury ... contributes on special teams while also working at wideout ... recorded one tackle. **Texas A&M:** Made his sophomore debut against the Aggies. **Arkansas:** Saw time on special teams. **Tennessee:** Worked on special teams against the Vols. **LSU:** Earned snaps on special teams in the top-15 matchup. **Kentucky:** Saw time on offense and special teams in Lexington. **Chattanooga:** Recorded one tackle on special teams against the Mocs. **Auburn:** Contributed on special teams in the Iron Bowl. **Georgia:** Continued his work on special teams ... assumed the deep return man role for the Tide's hands team.

HENDERSON JR.'S CAREER STATISTICS

Year	Rushing					Receiving					
	G-S	Att.	Yds.	Avg.	TD	LP	Rec.	Yds.	Avg.	TD	LP
2022	13-0	0	0	0.0	0	--	1	14	14.0	0	14
2023	8-0	0	0	0.0	0	--	0	0	0.0	0	--
TOTAL	21-0	0	0	0.0	0	--	0	0	0.0	0	14

KICKOFF RETURNS

Year	G	No.	Yards	Avg.	TD	LP
2022	2	1	8	8.0	0	8
2023	1	0	0	0.0	0	--
TOTAL	3	1	8	8.0	0	8

HENDERSON JR.'S CAREER BESTS

Receptions	1 vs. Austin Peay, 2022
Receiving Yards	14 vs. Austin Peay, 2022
Long Reception	14 vs. Austin Peay, 2022
Kickoff Returns	1 vs. Austin Peay, 2022
Kickoff Return Yards	8 vs. Austin Peay, 2022
Long Kickoff Return	8 vs. Austin Peay, 2022
Tackles	1 (four times); last vs. Chattanooga, 2023



/// 48
KNEELAND HIBBETT

Florence, Ala.
Florence

SN / Jr. / 6-2 / 245 / 2L

• **First Team All-SEC (Coaches)**

JUNIOR (2023): The Crimson Tide's starting long snapper ... earned the starting job as a true freshman and resumed his role this season ... garnered first team All-SEC recognition from the conference coaches ... named to the Mannely Award Watch List, presented since 2019 to the nation's top long snapper.

HIBBETT'S CAREER BESTS

Fumble Recoveries	1 vs. Auburn, 2022
-------------------	--------------------



/// 94
EDRICK HILL

Kansas City, Mo.
North Kansas City

DL / Fr. / 6-3 / 294 / HS

FRESHMAN (2023): Gained valuable practice reps early in his first season at the Capstone ... earned playing time late this season ... provides depth along the Tide's defensive line. **Kentucky:** Entered on defense for his first collegiate action. **Chattanooga:** Recorded one tackle against the Mocs.

HILL'S CAREER STATISTICS

Year	G-S	Tackles				Fumbles					
		TT	UT	AT	TFL	QBH	Sacks	FF	FR	PBU	INT
2023	2-0	1	1	0	0-0	0	0-0	0	0-0	0	0-0

HILL'S CAREER BESTS

Tackles	1 vs. Chattanooga, 2023
---------	-------------------------



/// 18
BRAY HUBBARD

Ocean Springs, Miss.
Ocean Springs

DB / Fr. / 6-2 / 195 / HS

- **Special Teams Player of the Week - UA Coaching Staff**
LSU

FRESHMAN (2023): Came to UA as a two-way player and settled in at defensive back ... contributes on special teams ... selected as one of the special teams players of the week by the Alabama coaching staff for his play against LSU. **Middle Tennessee:** Saw his first collegiate action against the Blue Raiders. **Arkansas:** Worked on special teams in the Homecoming game. **Tennessee:** Saw time on kickoff coverage against the Volunteers. **LSU:** Continued his solid play on special teams ... recorded one solo stop on kickoff coverage. **Kentucky:** Worked on defense and special teams in Lexington. **Chattanooga:** Saw extended minutes at safety while continuing his work on special teams. **Auburn:** Contributed on special teams against the Tigers. **Georgia:** Continued his work on special teams in the SEC Championship Game.

HUBBARD'S CAREER STATISTICS

Year	Tackles						Fumbles					
	G-S	TT	UT	AT	TFL	QBH	Sacks	FF	FR	PBU	INT	
2023	8-0	1	1	0	0-0	0	0-0	0	0-0	0	0-0	

HUBBARD'S CAREER BESTS

Tackles 1 vs. LSU, 2023



/// 28
JUSTIN JEFFERSON

Memphis, Tenn.
Bartlett/Pearl River C.C.

LB / Jr. / 6-1 / 225 / TR

JUNIOR (2023): Came to Tuscaloosa from the junior college ranks ... works on special teams while also seeing time at linebacker ... totaled four tackles and a forced fumble. **Middle Tennessee:** Saw his first action as a member of the Crimson Tide. **Texas:** Earned snaps on special teams against the Longhorns. **USF:** Worked on special teams in Tampa. **Ole Miss:** Forced a fumble with a huge hit on special teams. **Mississippi State:** Made one tackle on kickoff coverage against the Bulldogs. **Texas A&M:** Saw time on special teams in Bryan-College Station. **Arkansas:** Recorded one tackle on kickoff coverage. **Tennessee:** Worked on special teams against the Volunteers. **LSU:** Saw time on special teams. **Kentucky:** Finished with one tackle on the day. **Chattanooga:** Saw time against the Mocs. **Auburn:** Contributed on special teams in the

Iron Bowl. **Georgia:** Continued his work on special teams against the Bulldogs.

JEFFERSON'S CAREER STATISTICS (AT ALABAMA)

Year	Tackles						Fumbles					
	G-S	TT	UT	AT	TFL	QBH	Sacks	FF	FR	PBU	INT	
2023	13-0	4	3	1	0-0	0	0-0	1	0-0	0	0-0	

JEFFERSON'S CAREER BESTS (AT ALABAMA)

Tackles 1 (four times); last at Kentucky, 2023
Forced Fumbles 1 vs. Ole Miss, 2023



/// 96
TIM KEENAN III

Birmingham, Ala.
Ramsay

DL / R-So. / 6-2 / 315 / SQ

- **Defensive Player of the Week - UA Coaching Staff**
Texas A&M

SOPHOMORE (2023): Powerful defensive lineman who worked to get his weight down this spring ... earned a starting spot at nose tackle this fall ... totaled 36 tackles, including 1.5 for loss (-7 yards) and one sack (-6 yards) ... also registered seven quarterback hurries and a pass breakup ... selected as one of the defensive players of the week by the Alabama coaches for his play at Texas A&M. **Middle Tennessee:** Made his first career start against the Blue Raiders. **Texas:** Recorded five tackles and a quarterback hurry in the top-15 matchup. **USF:** Rotated in along the defensive line ... finished with one stop against the Bulls. **Ole Miss:** Totaled a team-high three quarterback hurries to go with three tackles in the SEC opener. **Mississippi State:** Recorded three tackles in his start against the Bulldogs. **Texas A&M:** Led the Tide defense with eight tackles, including one sack (-6 yards). **Arkansas:** Finished with four tackles and a quarterback hurry in the Homecoming matchup. **Tennessee:** Contributed three tackles, including half a stop for loss (-1 yard), while adding one quarterback hurry. **LSU:** Collected three tackles against the Tigers. **Kentucky:** Registered two tackles, a pass breakup and one quarterback hurry in Lexington. **Chattanooga:** Provided a push up front against the Mocs. **Auburn:** Finished with three tackles in the Iron Bowl. **Georgia:** Played a key role in limiting the Bulldogs to only 78 rushing yards on the day ... finished with one tackle.

KEENAN III'S CAREER STATISTICS

Year	Tackles						Fumbles					
	G-S	TT	UT	AT	TFL	QBH	Sacks	FF	FR	PBU	INT	
2022	2-0	1	0	1	0.5-0	0	0-0	0	0-0	0	0-0	
2023	13-12	36	16	20	1.5-7	7	1-6	0	0-0	1	0-0	
TOTAL	15-12	37	16	21	2-7	7	1-6	0	0-0	1	0-0	

KEENAN III'S CAREER BESTS

Tackles 8 at Texas A&M, 2023
Tackles for Loss 1 at Texas A&M, 2023
Yards Lost 6 at Texas A&M, 2023
Sacks 1 at Texas A&M, 2023
Yards Lost 6 at Texas A&M, 2023
Quarterback Hurries 3 vs. Ole Miss, 2023
Pass Breakups 1 at Kentucky, 2023



/// 6
JAYLEN KEY

Quincy, Fla.
Amos P. Godby/UAB

DB / Gr. / 6-2 / 210 / TR

GRADUATE (2023): Versatile defensive back transfer who came to Tuscaloosa from UAB ... earned a starting spot in the secondary this fall ... missed the Kentucky and Chattanooga matchups with a lower body injury ... recorded 56 total tackles, including 1.5 for loss (-2 yards) ... also broke up a pass and recorded one interception with a return of 13 yards. **Middle Tennessee:** Had his night cut short due to injury in the start against MTSU ... picked off a pass and returned it 13 yards for the Tide's first turnover of the year ... also recorded four tackles prior to his exit. **Texas:** Came back from injury to post seven tackles against the Longhorns. **USF:** Finished with four tackles in Tampa. **Ole Miss:** Recorded five stops against the Rebels. **Mississippi State:** Totaled nine tackles in Starkville. **Texas A&M:** Finished with two tackles on the day. **Arkansas:** Tied for the team lead with seven tackles, including a team-high 1.5 for loss (-2 yards). **Tennessee:** Recorded seven stops against the Vols. **LSU:** Left the game just before halftime with a lower body injury ... notched one tackle and a pass breakup prior to his exit. **Auburn:** Returned from injury to lead the Crimson Tide in tackles with seven. **Georgia:** Contributed three stops against the Bulldogs.

KEY'S CAREER STATISTICS (AT ALABAMA)

Year	Tackles						Fumbles					
	G-S	TT	UT	AT	TFL	QBH	Sacks	FF	FR	PBU	INT	
2023	11-11	56	31	25	1.5-2	0	0-0	0	0-0	1	1-13	

KEY'S CAREER BESTS (AT ALABAMA)

Tackles 9 at Mississippi State, 2023
Tackles for Loss 1.5 vs. Arkansas, 2023
Yards Lost 2 vs. Arkansas, 2023
Interceptions 1 vs. Middle Tennessee, 2023
Return Yards 13 vs. Middle Tennessee, 2023
Pass Breakups 1 vs. LSU, 2023



/// 12
ANTONIO KITE

Anniston, Ala.
Anniston

DB / R-Fr. / 6-1 / 182 / RS

REDSHIRT FRESHMAN (2023): Redshirted in his first season after seeing time in two games ... provides the Tide with depth in a veteran secondary while also working on special teams. **Middle Tennessee:** Saw time in the season opener. **Tennessee:** Worked on special teams against the Volunteers. **Kentucky:** Earned snaps on defense in Lexington. **Chattanooga:** Saw time at corner against

the Mocs. **Auburn:** Contributed on special teams in the Iron Bowl. **Georgia:** Worked on special teams in Atlanta.

KITE'S CAREER STATISTICS

Year	Tackles					Fumbles					
	G-S	TT	UT	AT	TFL	QBH	Sacks	FF	FR	PBU	INT
2022	2-0	0	0	0	0-0	0	0-0	0	0-0	0	0-0
2023	6-0	0	0	0	0-0	0	0-0	0	0-0	0	0-0
TOTAL	8-0	0	0	0	0-0	0	0-0	0	0-0	0	0-0



88
MILES KITSELMAN

Lyndon, Kan.
Lyndon/Hutchinson C.C.

TE / Jr. / 6-5 / 250 / 1L

JUNIOR (2023): Came to Alabama from the junior college ranks ... seen time in 12 games, missing the Chattanooga contest. **Middle Tennessee:** Saw time on offense and special teams against the Blue Raiders. **Texas:** Earned minutes in the top-15 matchup. **USF:** Worked on special teams against the Bulls. **Ole Miss:** Continued his role on special teams. **Mississippi State:** Saw time on special teams in Starkville. **Texas A&M:** Recorded snaps on special teams. **Arkansas:** Earned playing time against the Hogs. **Tennessee:** Worked on special teams. **LSU:** Continued his work on special teams in the top-15 matchup. **Kentucky:** Earned snaps on offense and special teams in Lexington. **Auburn:** Entered late on special teams. **Georgia:** Contributed on offense and special teams in the SEC Championship Game.

KITSELMAN'S CAREER STATISTICS (AT ALABAMA)

Year	Rushing					Receiving					
	G-S	Att.	Yds.	Avg.	TD	LP	Rec.	Yds.	Avg.	TD	LP
2022	6-0	0	0	0.0	0	--	2	18	9.0	0	13
2023	12-0	0	0	0.0	0	--	0	0	0.0	0	--
TOTAL	18-0	0	0	0.0	0	--	2	18	9.0	0	13

KITSELMAN'S CAREER BESTS (AT ALABAMA)

Receptions **2 vs. Utah State, 2022**
 Receiving Yards **18 vs. Utah State, 2022**
 Long Reception **13 vs. Utah State, 2022**



19
KEANU KOHT

Vero Beach, Fla.
Vero Beach

LB / R-So. / 6-4 / 232 / 5Q

SOPHOMORE (2023): Battled injuries his first two seasons at the Capstone ... returned to full strength this fall ... totaled four tackles, including 1.5 for loss (-2 yards), in his three games of action. **Middle Tennessee:** Recorded two tackles, including one for loss (-1 yard) against the Blue Raiders. **Kentucky:** Entered in relief on defense and special teams in

Lexington. **Chattanooga:** Contributed two tackles, including half a tackle for loss (-1 yard).

KOHT'S CAREER STATISTICS

Year	Tackles					Fumbles					
	G-S	TT	UT	AT	TFL	QBH	Sacks	FF	FR	PBU	INT
2022	4-0	0	0	0	0-0	0	0-0	0	0-0	0	0-0
2023	3-0	4	2	2	1.5-2	0	0-0	0	0-0	0	0-0
TOTAL	7-0	4	2	2	1.5-2	0	0-0	0	0-0	0	0-0

KOHT'S CAREER BESTS

Tackles **2 (twice); last vs. Chattanooga, 2023**
 Tackles for Loss **1 vs. Middle Tennessee, 2023**
 Yards Lost **1 (twice); last vs. Chattanooga, 2023**



93
JAH-MARIEN LATHAM

Reform, Ala.
Pickens County

DL / R-Jr. / 6-3 / 275 / 1L

JUNIOR (2023): Expanded his role along the Tide's defensive front to see time in all 13 games this season ... recorded seven tackles, including 1.5 sacks (-12 yards) ... also notched four quarterback hurries to go with one pass breakup. **Middle Tennessee:** Saw time in the season opener. **Texas:** Rotated in along the defensive line in the top-15 matchup. **USF:** Totaled one stop against the Bulls. **Ole Miss:** Worked along the defensive front in the SEC opener. **Mississippi State:** Finished with two tackles, including half a sack (-1 yard) ... also broke up one pass and pressured the State quarterback twice. **Texas A&M:** Recorded one quarterback hurry against the Aggies. **Arkansas:** Totaled three tackles, including one sack (-11 yards). **Tennessee:** Rotated in along the defensive front against the Vols. **LSU:** Saw time along the defensive line in the top-15 pairing. **Kentucky:** Pressured the quarterback once against the Wildcats. **Chattanooga:** Recorded one tackle on the day. **Auburn:** Rotated in along the defensive front against the Tigers. **Georgia:** Contributed to the Tide's efforts in limiting the Bulldogs to only 78 rushing yards on the day.

LATHAM'S CAREER STATISTICS

Year	Tackles					Fumbles					
	G-S	TT	UT	AT	TFL	QBH	Sacks	FF	FR	PBU	INT
2020	1-0	0	0	0	0-0	0	0-0	0	0-0	0	0-0
2021	4-0	1	1	0	0-0	0	0-0	0	0-0	0	0-0
2022	12-0	4	1	3	0-0	2	0-0	0	0-0	0	0-0
2023	13-0	7	2	5	1.5-12	4	1.5-12	0	0-0	1	0-0
TOTAL	30-0	12	4	8	1.5-12	6	1.5-12	0	0-0	1	0-0

LATHAM'S CAREER BESTS

Tackles **3 vs. Arkansas, 2023**
 Tackles for Loss **1 vs. Arkansas, 2023**
 Yards Lost **11 vs. Arkansas, 2023**
 Sacks **1 vs. Arkansas, 2023**
 Yards Lost **11 vs. Arkansas, 2023**
 Quarterback Hurries **2 at Mississippi State, 2023**
 Pass Breakups **1 at Mississippi State, 2023**



65
JC LATHAM

Oak Creek, Wis.
IMG Academy

DL / Jr. / 6-6 / 360 / 2L

- Second Team All-American (Associated Press)
- Second Team All-American (FWAA)
- Second Team All-American (The Sporting News)
- Second Team All-American (Walter Camp)
- Second Team All-American (CBS Sports)
- Second Team All-American (Pro Football Focus)
- Second Team All-American (Sports Illustrated)
- Second Team All-American (USA Today)
- First Team All-SEC (Associated Press)
- First Team All-SEC (Coaches)
- SEC Offensive Lineman of the Week (Arkansas)
- Offensive Player of the Week - UA Coaching Staff

JUNIOR (2023): Laid claim to the starting job at right tackle last season and returned to that role this fall ... used the offseason to add weight and reduce body fat ... selected as a second team All-American by the Associated Press, FWAA, The Sporting News and Walter Camp ... also earned second team All-America recognition from CBS Sports, Pro Football Focus, Sports Illustrated and USA Today ... named to the All-SEC First Team by the AP and the conference coaches ... started all 13 games this season at right tackle and 25 for his career ... has 41 knockdown blocks across 813 snaps of his junior campaign for an average of 3.2 per contest ... allowed just two sacks in 408 pass sets ... selected to the Outland Trophy Watch List, presented annually to the nation's top interior lineman ... earned preseason first team All-America recognition from CBS Sports ... also tabbed as a preseason second team All-American by the AP, PFF and Walter Camp ... selected as the SEC Offensive Lineman of the Week following his play against Arkansas ... named an Alabama offensive player of the week following the Mississippi State and Arkansas victories ... joined the entire line who was recognized by the Tide coaches after the LSU game. **Middle Tennessee:** Recorded five knockdown blocks ... helped the Tide rush for 226 yards while accounting for 431 yards of total offense and 56 points. **Texas:** Recorded three knockdown blocks against the Longhorns. **USF:** Opened holes for the Crimson Tide to rush for 203 yards while controlling the game in the fourth quarter at the line of scrimmage ... surrendered one sack and recorded two knockdown blocks. **Ole Miss:** Registered five knockdown blocks ... helped the Tide rush for 131 yards, including 105 yards from Jase McClellan who averaged 6.2 yards per carry with a touchdown ... did not allow a sack, a pressures a quarterback hit or miss an assignment ... provided time for Jalen Milroe to throw for 225 yards and a score on 17-of-21 passing. **Mississippi State:** Opened holes for 193 rushing yards and 357 yards of total offense ... set a career-high with seven knockdown blocks ... did not allow a sack, hurry or quarterback hit ... did not miss an assignment on the night. **Texas A&M:** Helped spark the Alabama offense in the second half as the Tide scored 14 third-quarter points to take control of the game ... recorded a team-high five knockdown

blocks ... allowed one sack. **Arkansas:** Opened holes for 177 rushing yards and provided time for another 238 through the air ... blocked for 83 yards from McClellan, 68 from Roydell Williams and 40 from Jam Miller ... did not allow a sack, pressure or quarterback hit. **Tennessee:** Anchored the Crimson Tide's offensive front in a 34-20 win over the Vols ... had one knockdown block ... opened holes for 138 rushing yards ... helped McClellan rush for 115 yards and a touchdown ... did not allow a sack, pressure or quarterback hit. **LSU:** Opened holes for a season-high 303 rushing yards gained with a net of 288 yards and six rushing touchdowns ... had two knockdown blocks ... did not allow a sack or quarterback hit ... provided time for Milroe to throw for 219 yards on 15-of-23 passing ... blocked for a school-record four rushing touchdowns by a quarterback and 155 yards rushing by Milroe who finished with 374 yards of offense ... the entire line was named offensive players of the week by the Crimson Tide coaching staff after helping to compile a season-high 507 yards of offense. **Kentucky:** Tied for the team lead in knockdown blocks with three ... did not allow a sack or a quarterback hit but surrendered three pressures ... opened holes for 159 rushing yards and provided time for Milroe to throw for 234 yards and three touchdowns while scoring three more times on the ground. **Chattanooga:** Started and had one knockdown block in 42 snaps before the starters gave way at halftime ... helped Alabama roll up 574 yards of total offense including a season-high 315 rushing yards ... did not allow a sack or quarterback hit ... opened holes for five Crimson Tide ball carriers to gain at least 42 yards rushing. **Auburn:** Opened holes for 451 yards of total offense in the Tide's 27-24 win over the Tigers on the Plains ... credited with three knockdown blocks ... did not allow a sack or quarterback hit ... helped Alabama rush for 192 yards and average 4.4 yards per rush ... provided time for Milroe to throw for 259 yards and two touchdowns while rushing for 107 yards. **Georgia:** Turned in his highest-graded performance of the season ... recorded four knockdown blocks ... did not surrender a sack or quarterback hit while allowing two pressures ... opened holes for 114 rushing yards against the Bulldogs' top-ranked defense.

his play at Kentucky. **Middle Tennessee:** Made his first appearance at kick returner, bringing back one kick for a gain of 23 yards ... also had an impact on the Tide's coverage teams while seeing action at wideout. **Texas:** Returned one kickoff for a gain of 18 yards ... also saw snaps at wide receiver. **Ole Miss:** Made his way back to the field after missing the USF contest due to illness ... caught two passes for 11 yards against the Rebels. **Mississippi State:** Combined for 54 yards on two kickoff returns with a long return of 30 on the game's first play ... added one reception for five yards from his wideout spot. **Texas A&M:** Returned three kickoffs for 80 yards with a long return of 30 ... also saw time at receiver. **Arkansas:** Contributed one tackle on punt coverage. **Tennessee:** Caught two passes for 38 yards from his receiver post ... added one kickoff return for a gain of 21. **LSU:** Combined for 77 yards on three kickoff returns with a long gain of 30 ... added two receptions for 25 yards. **Kentucky:** Caught one pass for 11 yards and a first down ... added 52 yards on a pair of kickoff returns with a long of 26. **Chattanooga:** Recorded two catches for 32 yards to go with a 33-yard kickoff return. **Auburn:** Finished with 12 receiving yards across his three catches ... added one kickoff return for a gain of 17. **Georgia:** Caught one pass against the Bulldogs.

LAW'S CAREER STATISTICS

Year	Rushing					Receiving					
	G-S	Att.	Yds.	Avg.	TD	LP	Rec.	Yds.	Avg.	TD	LP
2022	11-0	0	0	0.0	0	--	8	103	12.9	0	39
2023	12-2	0	0	0.0	0	--	14	134	9.6	0	34
TOTAL	23-2	0	0	0.0	0	--	22	237	10.8	0	39

KICKOFF RETURNS

Year	G	No.	Yards	Avg.	TD	LP
2023	12	15	375	25.0	0	33

LAW'S CAREER BESTS

Receptions	3 (twice); last at Auburn, 2023
Receiving Yards	52 vs. Auburn, 2022
Long Reception	39 vs. Auburn, 2022
Kickoff Returns	3 (twice); last vs. LSU, 2023
Kickoff Return Yards	80 at Texas A&M, 2023
Long Kickoff Return	33 vs. Chattanooga, 2023
Tackles	2 vs. Kansas State, 2022

the season ... selected as one of the defensive players of the week by the Crimson Tide coaching staff for his play against Middle Tennessee, Texas, USF, Tennessee and Auburn. **Middle Tennessee:** Directed an Alabama defense that allowed just 78 yards rushing and only 211 yards of total offense ... contributed seven tackles, including a team-high two for loss (-14 yards) ... also registered one sack (-12 yards) and a quarterback hurry. **Texas:** Finished second on UA with eight total tackles. **USF:** Recorded a team-best and career-high 10 tackles, including 1.5 for loss (-7 yards) and one sack (-6 yards). **Ole Miss:** Exited the game after suffering an injury midway through the second quarter ... totaled one tackle and a quarterback hurry prior to his departure. **Texas A&M:** Returned to action after missing the Mississippi State contest ... recorded five tackles and a pass breakup against the Aggies. **Arkansas:** Directed a Tide defense that limited the Hogs to only 250 yards of total offense ... finished with six tackles on the day. **Tennessee:** Led UA with 12 total stops ... also broke up one pass and added a quarterback hurry. **LSU:** Had his night cut short due to injury ... recorded three tackles and a quarterback hurry prior to his exit. **Auburn:** Returned to the lineup to contribute five total tackles, including one sack (-3 yards). **Georgia:** Finished with four tackles, including one for loss (-2 yards).

LAWSON'S CAREER STATISTICS

Year	Tackles							Fumbles			
	G-S	TT	UT	AT	TFL	QBH	Sacks	FF	FR	PBU	INT
2021	4-0	0	0	0	0-0	0	0-0	0	0-0	0	0-0
2022	11-4	51	24	27	2.5-7	0	0-0	0	0-0	4	0-0
2023	10-10	61	31	30	5.5-26	4	3-21	0	0-0	2	0-0
TOTAL	25-14	112	55	57	8-33	4	3-21	0	0-0	6	0-0

LAWSON'S CAREER BESTS

Tackles	12 vs. Tennessee, 2023
Tackles for Loss	2 vs. Middle Tennessee, 2023
Yards Lost	14 vs. Middle Tennessee, 2023
Sacks	1 (three times); last at Auburn, 2023
Yards Lost	12 vs. Middle Tennessee, 2023
Quarterback Hurries	1 (four times); last vs. LSU, 2023
Pass Breakups	2 at Ole Miss, 2022



19
KENDRICK
LAW

Shreveport, La.
Captain Shreve

WR / So. / 5-11 / 201 / 1L

- **Offensive Player of the Week - UA Coaching Staff** Kentucky
- **Special Teams Player of the Week - UA Coaching Staff** Middle Tennessee, Texas, Mississippi State, LSU

SOPHOMORE (2023): Talented wideout who also plays a key role on special teams ... caught 14 passes for 134 yards ... added 15 kick returns for a combined 375 yards with a long of 33 ... also made one tackle on special teams ... named a special teams player of the week by the UA coaching staff for his play against Middle Tennessee, Texas, Mississippi State and LSU ... earned offensive player of the week recognition by the Tide coaches for



32
DEONTAE
LAWSON

Mobile, Ala.
Mobile Christian

LB / R-So. / 6-2 / 230 / 1L

- **Butkus Award (Semifinalist)**
- **Defensive Player of the Week - UA Coaching Staff** Middle Tennessee, Texas, USF, Tennessee, Auburn

SOPHOMORE (2023): Took control of a starting middle linebacker role this fall ... started 10 games, missing the Mississippi State, Kentucky and Chattanooga contests due to injury ... recorded 61 tackles to tie for third on UA, including 5.5 for loss (-26 yards) and three sacks (-21 yards) ... added four quarterback hurries and a pair of pass breakups ... semifinalist for the Butkus Award, which is presented annually to the nation's top linebacker ... named to the watch list for the Butkus to start



87
DANNY
LEWIS JR.

New Iberia, La.
Westgate

TE / R-Fr. / 6-5 / 255 / RS

SOPHOMORE (2023): Redshirted in his first season with the Crimson Tide ... worked to expand his role at tight end this year ... seen time in 13 games with one start ... recorded one catch for five yards to go with a 14-yard kickoff return. **Middle Tennessee:** Made his first career start in the season opener. **Texas:** Saw time against the Longhorns but did not record any stats. **USF:** Earned snaps on offense in Tampa. **Ole Miss:** Worked on offense in the SEC opener. **Mississippi State:** Saw time on offense and special teams against the Bulldogs. **Texas A&M:** Contributed on offense and special teams. **Arkansas:** Earned snaps on offense and special teams against the Hogs. **Tennessee:** Saw time against the Volunteers. **LSU:** Worked on offense and

special teams in the top-15 matchup. **Kentucky:** Contributed on offense and special teams in Lexington. **Chattanooga:** Caught one pass for a gain of five yards ... also contributed a 14-yard kickoff return against the Mocs. **Auburn:** Continued his work on special teams. **Georgia:** Contributed on offense and special teams in Atlanta.

LEWIS JR.'S CAREER STATISTICS

Year	Rushing					Receiving					
	G-S	Att.	Yds.	Avg.	TD	LP	Rec.	Yds.	Avg.	TD	LP
2022	5-0	0	0	0.0	0	--	0	0	0.0	0	--
2023	13-1	0	0	0.0	0	--	1	5	5.0	0	5
TOTAL	18-1	0	0	0.0	0	--	1	5	5.0	0	5

KICKOFF RETURNS

Year	G	No.	Yards	Avg.	TD	LP
2023	2	1	14	14.0	0	14

LEWIS JR.'S CAREER BESTS

Receptions	1 vs. Chattanooga, 2023
Receiving Yards	5 vs. Chattanooga, 2023
Long Reception	5 vs. Chattanooga, 2023
Kickoff Returns	1 vs. Chattanooga, 2023
Kickoff Return Yards	14 vs. Chattanooga, 2023
Long Kickoff Return	14 vs. Chattanooga, 2023



/// 20
EARL LITTLE II

Fort Lauderdale, Fla.
American Heritage

DB / R-Fr. / 6-1 / 186 / RS

REDSHIRT FRESHMAN (2023): Making an impact on special teams while providing depth in the Tide's deep defensive back group ... totaled two tackles across eight games of action. **Middle Tennessee:** Recorded two tackles against the Blue Raiders. **Texas:** Worked on defense and special teams in the top-15 contest. **USF:** Saw time against the Bulls. **Ole Miss:** Earned snaps on defense and special teams in the SEC opener. **Mississippi State:** Contributed to the special teams efforts in Starkville. **Texas A&M:** Saw time on special teams. **Arkansas:** Worked on special teams in the Homecoming matchup. **Tennessee:** Earned snaps on special teams. **LSU:** Saw time on special teams against the Tigers.

LITTLE II'S CAREER STATISTICS

Year	Tackles					Fumbles					
	G-S	TT	UT	AT	TFL	QBH	Sacks	FF	FR	PBU	INT
2022	3-0	0	0	0	0-0	0	0-0	0	0-0	0	0-0
2023	8-0	2	1	1	0-0	0	0-0	0	0-0	0	0-0
TOTAL	11-0	2	1	1	0-0	0	0-0	0	0-0	0	0-0

LITTLE II'S CAREER BESTS

Tackles	2 vs. Middle Tennessee, 2023
---------	------------------------------



/// 89
TY LOCKWOOD

Thompson's Station, Tenn.
Independence

TE / Fr. / 6-5 / 234 / HS

FRESHMAN (2023): Big-bodied tight end who joined the Crimson Tide in the latest recruiting group. **Middle Tennessee:** Saw his first collegiate action in the season opener. **Chattanooga:** Entered late in the game at tight end.

LOCKWOOD'S CAREER STATISTICS

Year	Rushing					Receiving					
	G-S	Att.	Yds.	Avg.	TD	LP	Rec.	Yds.	Avg.	TD	LP
2023	2-0	0	0	0.0	0	--	0	0	0.0	0	--



/// 12
DYLAN LONERGAN

Snellville, Ga.
Brookwood

QB / Fr. / 6-2 / 212 / HS

FRESHMAN (2023): Talented signal-caller who came to the Capstone as a dual-sport athlete. **Chattanooga:** Earned his first career snaps at quarterback ... finished 2-of-2 passing for 12 yards ... also rushed one time for a gain of five yards.

LONERGAN'S CAREER STATISTICS

Year	Passing					Rushing						
	G-S	Com-Att	Int	Pct.	Yds	TD	LP	No.	Yds	Avg.	TD	LP
2023	1-0	2-2-0	0	100.0	12	0	7	1	5	5.0	0	5

LONERGAN'S CAREER BESTS

Completions	2 vs. Chattanooga, 2023
Attempts	2 vs. Chattanooga, 2023
Passing Yards	12 vs. Chattanooga, 2023
Long Pass	7 vs. Chattanooga, 2023
Rushes	1 vs. Chattanooga, 2023
Rushing Yards	5 vs. Chattanooga, 2023
Long Rush	5 vs. Chattanooga, 2023



/// 28
MICHAEL LORINO III

Birmingham, Ala.
Mountain Brook

RB / So. / 6-0 / 185 / SQ

SOPHOMORE (2023): Walk-on running back from up the road in Birmingham. **Chattanooga:** Entered on the Tide's final offensive drive.

LORINO III'S CAREER STATISTICS

Year	Rushing					Receiving					
	G-S	Att.	Yds.	Avg.	TD	LP	Rec.	Yds.	Avg.	TD	LP
2023	1-0	0	0	0.0	0	--	0	0	0.0	0	--



/// 17
TREZMEN MARSHALL

Homerville, Ga.
Clinch County/Georgia

LB / R-Sr. / 6-1 / 236 / TR

• **Defensive Player of the Week - UA Coaching Staff**
Mississippi State, Chattanooga

SENIOR (2023): Talented veteran who transferred in from Georgia ... immediately stepped in to contribute at the middle linebacker spot ... recorded 55 total tackles, including 4.5 for loss (-19 yards) and 2.5 sacks (-18 yards) ... also registered one quarterback pressure and a fumble recovery ... selected as one of the defensive players of the week by the UA coaching staff for his play at Mississippi State and against Chattanooga. **Middle Tennessee:** Recorded four tackles in his first start as a member of the Crimson Tide. **Texas:** Tied for the team-high total for tackles with 10 stops. **USF:** Recorded four stops against the Bulls, including half a tackle for loss. **Ole Miss:** Finished with three tackles in the SEC opener. **Mississippi State:** Totaled nine tackles in Starkville, including a team-high two for loss (-11 yards) and 1.5 sacks (-11 yards). **Texas A&M:** Notched five tackles and a quarterback hurry against the Aggies. **Arkansas:** Finished with six total tackles, including one sack (-7 yards) on the day. **LSU:** Recorded one tackle against the Tigers. **Kentucky:** Notched one tackle in his start in Lexington. **Chattanooga:** Contributed six total stops in his start on Senior Day. **Auburn:** Totaled two tackles in the Iron Bowl. **Georgia:** Put together a huge performance against his former team ... recorded five tackles, including one for loss (-1 yard) ... also recovered a key fumble to set the Tide up for an eventual field goal late in the third quarter.

MARSHALL'S CAREER STATISTICS (AT ALABAMA)

Year	Tackles					Fumbles					
	G-S	TT	UT	AT	TFL	QBH	Sacks	FF	FR	PBU	INT
2023	12-9	55	27	28	4.5-19	1	2.5-18	0	1-0	0	0-0

MARSHALL'S CAREER BESTS (AT ALABAMA)

Tackles	10 vs. Texas, 2023
Tackles for Loss	2 at Mississippi State, 2023
Yards Lost	11 at Mississippi State, 2023
Sacks	1.5 at Mississippi State, 2023
Yards Lost	11 at Mississippi State, 2023
Quarterback Hurries	1 at Texas A&M, 2023
Fumble Recoveries	1 vs. Georgia, 2023



**JASE
McCLELLAN**

Aledo, Texas
Aledo

RB / Sr. / 5-11 / 212 / 3L

- Earl Campbell Tyler Rose Honor Roll (Tennessee)
- Offensive Player of the Week - UA Coaching Staff
USF, Ole Miss, Mississippi State, Tennessee

SENIOR (2023): Stepped into the starting role at running back as a senior ... started 12 games, missing the Georgia matchup due to injury ... leads the Crimson Tide with 166 carries and 803 yards to go with six rushing touchdowns ... also added 13 receptions for 126 yards ... selected to the Maxwell Award Watch List ... named to the Earl Campbell Tyler Rose Award Watch List, which is presented each year to the top player from Texas ... named to the Earl Campbell Tyler Rose Honor Roll for his play against Tennessee ... earned offensive player of the week recognition from the UA coaching staff for his play against USF, Ole Miss, Mississippi State and Tennessee. **Middle Tennessee:** Made the start against the Blue Raiders ... rushed a team-high 10 times for 39 yards and a score ... found the end zone from one-yard out with a long rush of 20 on the night. **Texas:** Paced the Tide with 45 yards on 12 carries ... also added one catch for a 12-yard gain and a first down. **USF:** Totaled 74 yards on 13 rushes to average 5.7 yards per carry ... helped the Tide rack up 203 rushing yards on the afternoon ... added one reception for a six-yard gain. **Ole Miss:** Led the Crimson Tide with 17 rushes for 105 yards and a touchdown ... averaged 6.2 yards per carry, including an eight-yard score to go with a long rush of 22 ... added two receptions for 12 yards. **Mississippi State:** Carried 15 times for 63 yards and a score ... added two receptions for 25 yards. **Texas A&M:** Accumulated 45 yards on 12 carries ... also contributed two receptions for six yards, including the game-clinching catch that resulted in an eight-yard gain and a first down on the Tide's final drive. **Arkansas:** Rushed 16 times for 83 yards with a long gain of 18 ... added one reception for a five-yard gain. **Tennessee:** Put together a standout performance against the Vols as the Crimson Tide leaned on him in the run game ... carried the ball a career-high 27 times for 115 yards and a touchdown ... had a long rush of 29 and converted five first downs while averaging 4.3 yards per tote ... also caught one pass for a gain of six. **LSU:** Totaled 63 yards and a touchdown on 14 carries ... also converted a first down with his explosive 42-yard reception. **Kentucky:** Rushed nine times for 43 yards with a long gain of 17 ... added one reception for a gain of four. **Chattanooga:** Accumulated 62 yards and a score on six rushes in limited action. **Auburn:**

Totaled 15 carries for 66 yards in the Iron Bowl ... also caught one pass for an eight-yard gain.

McCLELLAN'S CAREER STATISTICS

Year	Rushing					Receiving					
	G-S	Att.	Yds.	Avg.	TD	LP	Rec.	Yds.	Avg.	TD	LP
2020	13-0	23	245	10.7	2	80	1	1	1.0	0	1
2021	5-1	40	191	4.8	1	27	10	97	9.7	3	21
2022	13-4	112	655	5.8	7	81	14	174	12.4	3	65
2023	12-12	166	803	4.8	6	29	13	126	9.7	0	42
TOTAL	43-17	341	1,894	5.6	16	81	38	398	10.5	6	65

KICKOFF RETURNS

Year	G	No.	Yards	Avg.	TD	LP
2020	6	0	0	0.0	0	--
2021	2	0	0	0.0	0	--
TOTAL	8	0	0	0.0	0	--

McCLELLAN'S CAREER BESTS

Rushes	27 vs. Tennessee, 2023
Rushing Yards	156 vs. Austin Peay, 2022
Long Rush	81 at Texas, 2022
Touchdowns	2 vs. Austin Peay, 2022
Receptions	4 at Florida, 2021
Receiving Yards	74 at LSU, 2022
Long Reception	65 at LSU, 2022
Touchdowns	2 vs. Utah State, 2022
Tackles	2 vs. Mercer, 2021
Touchdowns (Blocked Punt)	1 vs. Mercer, 2021



**KOOL-AID
McKINSTRY**

Birmingham, Ala.
Pinson Valley

DB / Jr. / 6-1 / 195 / 2L

- First Team All-American (Associated Press)
- First Team All-American (The Sporting News)
- First Team All-American (CBS Sports)
- First Team All-American (Pro Football Focus)
- First Team All-American (Sports Illustrated)
- First Team All-American (USA Today)
- Second Team All-American (AFCA)
- Second Team All-American (Walter Camp)
- Second Team All-American (The Athletic)
- First Team All-SEC (Associated Press)
- First Team All-SEC (Coaches)
- Jim Thorpe Award (Semifinalist)
- Lott IMPACT Trophy (Semifinalist)
- Defensive Player of the Week - UA Coaching Staff
Ole Miss
- Special Teams Player of the Week - UA Coaching Staff
Middle Tennessee

JUNIOR (2023): One of the nation's top corners ... has also contributed as the Tide's punt returner ... selected as a first team All-American by the Associated Press and The Sporting News ... also named a first-teamer by CBS Sports, Pro Football Focus, Sports Illustrated and USA Today ... garnered second team All-America accolades by the AFCA and Walter Camp ... also tabbed as a second team All-American by The Athletic ... earned first team All-SEC honors from the AP and conference coaches ... broken up seven passes to go with 27 tackles, including two for loss (-4 yards) ... also returned 14 punts for 86 combined yards with a long gain of 33 ... selected as a semifinalist for the Jim Thorpe Award, presented each year to the nation's top defensive back ... also named a semifinalist for

the Lott IMPACT Trophy ... earned midseason All-America honors at corner from CBS Sports and USA Today while being named to the AP's first team ... selected to the watch lists for the Bednarik, Lott and Nagurski - all presented to the nation's top defender ... also tabbed to the Thorpe Watch List ... named to the Walter Camp Player of the Year Watch List ... a preseason first team All-American by the AP, CBS, PFF, SI and Walter Camp ... also tabbed as a second-teamer by PFF at return specialist ... one of ESPN.com's preseason All-Americans ... selected as one of the UA coaching staff's special teams players of the week for his efforts against Middle Tennessee ... named a defensive player of the week by the Tide coaches for his play against Ole Miss. **Middle Tennessee:** Returned five punts for a combined 66 yards ... recorded a long return of 33 yards to set up an eventual Crimson Tide touchdown ... also contributed three tackles from his starting corner spot on defense. **Texas:** Totaled five tackles and a pass breakup against the Longhorns. **USF:** Recorded one tackle and a pass breakup in the non-conference pairing. **Ole Miss:** Helped UA's secondary limit the high-powered Rebel offense to only 245 yards passing and 10 total points ... recorded three tackles, including one for loss (-2 yards), while adding a pass breakup. **Mississippi State:** Did not allow a completion on the night, breaking up one pass ... played a key role in limiting the Bulldogs to only 107 yards passing. **Texas A&M:** Registered five tackles on the day. **Arkansas:** Returned one punt for a gain of 11 yards ... added one tackle from his corner post. **Tennessee:** Broke up one pass and added two tackles against the Vols ... also returned one punt for no gain. **LSU:** Posted one tackle on the night. **Kentucky:** Totaled three tackles, including half a stop for loss (-2 yards), to go with one pass breakup ... added two punt returns for a combined 22 yards. **Chattanooga:** Returned one punt against the Mocs while also continuing his work at corner. **Auburn:** Recorded one tackle in the Iron Bowl as the Tigers avoided throwing in his direction. **Georgia:** Had his day cut short due to injury ... contributed two tackles, including half a stop for loss, to go with one pass breakup prior to his exit.

McKINSTRY'S CAREER STATISTICS

Year	Tackles							Fumbles				
	G-S	TT	UT	AT	TFL	QBH	Sacks	FF	FR	PBU	INT	
2021	15-6	26	9	17	1-13	0	1-13	0	0-0	1	1-0	
2022	13-13	35	29	6	2-16	0	1-12	0	0-0	15	1-26	
2023	13-13	27	19	8	2-4	0	0-0	0	0-0	7	0-0	
TOTAL	41-32	88	57	31	5-33	0	2-25	0	0-0	23	2-26	

PUNT RETURNS

Year	G	No.	Yards	Avg.	TD	LP
2022	13	21	332	15.8	0	45
2023	11	14	86	6.1	0	33
TOTAL	24	35	418	11.9	0	45

McKINSTRY'S CAREER BESTS

Tackles	7 at Texas, 2022
Tackles for Loss	1 (four times); last vs. Ole Miss, 2023
Yards Lost	13 at Auburn, 2021
Sacks	1 (twice); last at Texas, 2022
Yards Lost	13 at Auburn, 2021
Interceptions	1 (twice); last vs. Austin Peay, 2022
Return Yards	26 vs. Austin Peay, 2022
Pass Breakups	4 vs. Mississippi State, 2022
Punt Returns	5 (twice); last vs. Middle Tennessee, 2023
Punt Return Yards	136 vs. ULM, 2022
Long Punt Return	45 at Arkansas, 2022



56
SETH
McLAUGHLIN

Buford, Ga.
 Buford

OL / Sr. / 6-4 / 305 / 2L

- **Offensive Player of the Week - UA Coaching Staff**
 LSU

SENIOR (2023): Alabama's starting center the second half of last season ... returned to his starting role along the Tide's veteran offensive front ... started all 13 games at center for the Crimson Tide ... named to the watch list for the Rimington Trophy which goes to the nation's top center each season. **Middle Tennessee:** Opened holes for the Crimson Tide to rush for 226 yards while accounting for 431 yards of total offense and 56 points. **Texas:** Recorded the highest grade along the offensive line against the Longhorns. **USF:** Opened holes for the Crimson Tide to rush for 203 yards while controlling the game at the line of scrimmage all fourth quarter. **Ole Miss:** Registered two knockdown blocks ... helped the Tide rush for 131 yards, including 105 yards from Jase McClellan who averaged 6.2 yards per carry with a touchdown ... credited with half of a sack allowed, but did not surrender a pressure, quarterback hit or miss an assignment ... provided time for Jalen Milroe to throw for 225 yards and a score on 17-of-21 passing. **Mississippi State:** Opened holes for 193 rushing yards and 357 yards of total offense ... had two knockdown blocks ... did not allow a sack, hurry or a quarterback hit ... did not miss an assignment. **Texas A&M:** Made all of the calls in Alabama's road win ... helped the Alabama offense in the second half as the Tide scored 14 third-quarter points to take control of the game ... did not allow a sack or a pressure ... did not miss an assignment ... had two knockdown blocks. **Arkansas:** Opened holes for 177 rushing yards and provided time for another 238 through the air ... blocked for 83 yards from McClellan, 68 from Roydell Williams and 40 from Jam Miller ... did not allow a sack or quarterback hit ... surrendered one pressure. **Tennessee:** Made the call for the Crimson Tide's offensive front in a 34-20 win over the Vols ... had one knockdown block ... opened holes for 138 rushing yards ... helped McClellan rush for 115 yards and a touchdown ... did not allow a sack or a quarterback hit. **LSU:** Opened holes for a season-high 303 rushing yards gained with a net of 288 yards and six rushing touchdowns ... had one knockdown block ... did not allow a sack, pressure or quarterback hit ... provided time for Milroe to throw for 219 yards on 15-of-23 passing ... blocked for a school-record four rushing touchdowns by a quarterback and 155 yards rushing by Milroe who finished with 374 yards of total offense ... the entire line was named offensive players of the week by the Crimson Tide coaching staff after helping to compile a season-high 507 yards of offense. **Kentucky:** Recorded two knockdown blocks ... did not allow a sack, pressure or quarterback hit ... opened holes for 159 rushing yards and provided time for Milroe to throw for 234 yards and three touchdowns while scoring three more times on the ground.

Chattanooga: Started and played 26 snaps before the starters gave way at halftime ... helped Alabama roll up 574 yards of total offense including a season-high 315 rushing yards ... did not allow a sack, pressure or quarterback hit ... opened holes for five Crimson Tide ball carriers to gain at least 42 yards rushing. **Auburn:** Opened holes for 451 yards of total offense in the Tide's 27-24 win over the Tigers on the Plains ... credited with one knockdown block ... did not allow a sack, pressure or quarterback hit ... helped Alabama rush for 192 yards and average 4.4 yards per rush ... provided time for Milroe to throw for 259 yards and two touchdowns while rushing for 107 yards. **Georgia:** Turned in one of his best performances of the seasons ... recorded a season-high three knockdown blocks ... helped open holes for 114 rushing yards against the Bulldogs' top-ranked defense.



54
MILES
McVAY

East Saint Louis, Ill.
 East Saint Louis

OL / Fr. / 6-6 / 350 / HS

FRESHMAN (2023): Imposing offensive lineman who was highly recruited ... played in four games. **Middle Tennessee:** Played nine snaps in the opener against the Blue Raiders. **Ole Miss:** Came off the bench for one snap at right tackle. **Mississippi State:** Came off the bench to get four reps in the fourth quarter. **Chattanooga:** Earned 15 snaps as a reserve in the 66-10 win over the Mocs.



26
JAM
MILLER

Tyler, Texas
 Tyler Legacy

RB / So. / 5-10 / 211 / 1L

- **Special Teams Player of the Week - UA Coaching Staff**
 Tennessee, Kentucky

SOPHOMORE (2023): Expanded his role in the Tide's deep running back room while continuing his work on special teams this season ... rushed 40 times for 190 yards and a score ... added three receptions for 71 yards and a touchdown ... also contributed four tackles on special teams ... selected as one of the special teams players of the week by the UA coaching staff for his play against Tennessee and Kentucky. **Middle Tennessee:** Carried four times for 14 yards against the Blue Raiders. **Texas:** Combined for six yards on two carries in the top-15 matchup. **USF:** Rushed one time while recording a tackle on special teams. **Ole Miss:** Recorded one tackle and rushed one time against the Rebels. **Mississippi State:** Totaled one carry in Starkville. **Texas A&M:**

Contributed on offense and special teams against the Aggies. **Arkansas:** Accumulated 40 yards on four carries with a long rush of 19 ... converted two first downs for the Tide. **Tennessee:** Continued his steady play on special teams ... made a big stop on punt coverage late in the fourth quarter to put the Vols in unfavorable field position. **LSU:** Came up with a huge reception for a 35-yard gain ... also rushed four times for 17 yards. **Kentucky:** Contributed in a big way on special teams, recording one stop on the Tide's kickoff coverage unit ... added 11 yards and a touchdown on six carries to go with one reception for a gain of eight. **Chattanooga:** Led the Tide running backs with 77 yards on just six carries ... averaged 12.8 yards per tote with a career-long run of 45. **Auburn:** Rushed twice for a combined seven yards on the day. **Georgia:** Made his lone reception count, taking the ball 28 yards for a touchdown ... also saw extensive work in the ground game, rushing nine times for 23 yards.

MILLER'S CAREER STATISTICS

Year	G-S	Rushing					Receiving				
		Att.	Yds.	Avg.	TD	LP	Rec.	Yds.	Avg.	TD	LP
2022	13-0	33	223	6.8	2	40	1	-1	-1.0	0	0
2023	13-0	40	190	4.8	1	45	3	71	23.7	1	35
TOTAL	26-0	73	413	5.7	3	45	4	70	17.5	1	35

MILLER'S CAREER BESTS

Rushes	10 vs. Austin Peay, 2022
Rushing Yards	77 vs. Chattanooga, 2023
Long Rush	45 vs. Chattanooga, 2023
Touchdowns	2 vs. Vanderbilt, 2022
Receptions	1 (four times); last vs. Georgia, 2023
Receiving Yards	35 vs. LSU, 2023
Touchdowns	1 vs. Georgia, 2023
Tackles	1 (four times); last at Kentucky, 2023



4
JALEN
MILROE

Katy, Texas
 Tompkins

QB / R-So. / 6-2 / 220 / 1L

- **Second Team All-SEC (Associated Press)**
- **Earl Campbell Tyler Rose Award (Finalist)**
- **Manning Award (Finalist)**
- **Davey O'Brien Award (Semifinalist)**
- **Maxwell Award (Semifinalist)**
- **SEC Offensive Player of the Week (Middle Tenn.)**
- **Earl Campbell Tyler Rose Honor Roll (Middle Tenn.)**
- **Davey O'Brien 'Great 8' of the Week (Texas A&M)**
- **Earl Campbell Tyler Rose Honor Roll (Texas A&M)**
- **SEC Offensive Player of the Week (LSU)**
- **Davey O'Brien 'Great 8' of the Week (LSU)**
- **Earl Campbell Tyler Rose Player of the Week (LSU)**
- **Manning 'Star of the Week' List (LSU)**
- **Maxwell Player of the Week (LSU)**
- **Davey O'Brien 'Great 8' of the Week (Kentucky)**
- **Earl Campbell Tyler Rose Honor Roll (Kentucky)**
- **Manning 'Star of the Week' List (Kentucky)**
- **SEC Offensive Player of the Week (Auburn)**
- **Davey O'Brien 'Great 8' of the Week (Auburn)**
- **Earl Campbell Tyler Rose Honor Roll (Auburn)**
- **Offensive Player of the Week - UA Coaching Staff**
 Middle Tennessee, Ole Miss, Texas A&M, LSU, Auburn

SOPHOMORE (2023): Spent his redshirt freshman season backing up first overall pick Bryce Young,

making one start on the year ... earned the starting quarterback role to start his sophomore campaign ... did not play in the USF contest before being named the starter to open SEC play ... selected as one of the Crimson Tide's permanent team captains ... earned second team All-SEC recognition from the Associated Press ... ranks second in the conference and fourth nationally in passer efficiency rating at 177.5 ... also second in the SEC and fifth in Division I with a 15.89 yards per completion mark ... averaging 10.41 yards per pass attempt to rank second in the conference and country ... completed 171-of-261 passes for 2,718 yards and 23 touchdowns compared to six interceptions ... also rushed 140 times for 468 yards and 12 scores ... tied for fourth in the conference and 24th nationally for rushing touchdowns at any position ... finalist for the Manning Award ... also named a finalist for the Earl Campbell Tyler Rose Award which is given to the top player from Texas ... selected as a semifinalist for the Maxwell Award, presented each year to college football's top offensive player ... added to the watch list for the Maxwell after the LSU matchup ... named a semifinalist for the Davey O'Brien Award, given annually to the top quarterback in the country ... tabbed to the O'Brien Award Midseason Watch List following the Texas A&M contest ... named to the Manning Award's Midseason Watch List after the Arkansas matchup ... selected as one of the Davey O'Brien 'Great 8' of the Week for his output against Texas A&M, LSU, Kentucky and Auburn ... picked up Earl Campbell Tyler Rose Honor Roll recognition following Middle Tennessee, Texas A&M, Kentucky and Auburn while being named the award's Player of the Week after the LSU game ... also selected as the Maxwell Award Player of the Week after LSU ... named a Manning Award 'Star of the Week' for his performance against the Tigers and at Kentucky ... named SEC Offensive Player of the Week for his play against MTSU, LSU and Auburn ... selected as one of the UA coaching staff's offensive players of the week for his efforts against the Blue Raiders, Ole Miss, Texas A&M, LSU and Auburn. **Middle Tennessee:** Accounted for five total touchdowns in his start, including three passing and two rushing to become the only quarterback in Alabama history to throw for three and rush for two in the same game ... finished 13-of-18 passing for 194 yards with three scores ... added a team-high 48 yards rushing and two touchdowns on seven carries with a long rush of 25. **Texas:** Completed 14-of-27 passes for 255 yards with two touchdowns and a pair of interceptions ... also rushed 15 times for 44 yards. **Ole Miss:** Finished 17-of-21 passing for 225 yards and a touchdown ... completed at least one pass to 10 different receivers on the day ... also accumulated 28 yards on the ground. **Mississippi State:** Put together an efficient passing night, finishing 10-of-12 for 164 yards ... added 11 rushes for a team-high 69 yards and two scores on the ground. **Texas A&M:** Recorded a career-high 321 yards and three touchdowns to go with one interception on 21-of-33 passing ... completed at least one pass to six different receivers on the afternoon ... added eight rushes with a long carry of 12. **Arkansas:** Completed 10-of-21 passes for 238 yards and two touchdowns ... added 11 carries and a score on the ground. **Tennessee:** Finished 14-of-21 for 220 yards with two touchdowns and an interception ... also rushed nine times for a combined three yards. **LSU:** Provided a spark with both his legs and arm, accounting for 374 yards of total offense ... carried 20 times for 155 yards and four touchdowns to set the Alabama single-game mark for rushing

scores by a quarterback ... averaged 7.8 yards per rush with seven rushes of 10-plus yards while converting eight first downs ... also went 15-of-23 for 219 yards through the air. **Kentucky:** Totaled six touchdowns on the day to become the first Alabama quarterback with three passing and three rushing scores in the same game ... went 15-of-22 for 234 yards and three touchdowns with one interception through the air ... added 36 yards and three scores across eight rushes. **Chattanooga:** Put together an efficient performance in just over a half of play ... finished 13-of-16 passing for 197 yards and three touchdowns ... also rushed three times. **Auburn:** Made his mark on the Iron Bowl, tossing a 31-yard touchdown to Isaiah Bond on 4th-and-goal with just 32 seconds remaining to secure the win ... totaled 366 yards of offense on the day, including 259 through the air and a team-high 107 on the ground ... completed 16-of-24 passes with two touchdowns ... also rushed 18 times for the 107 yards to average 5.9 yards per tote. **Georgia:** Named the game's Most Valuable Player for his performance against the Bulldogs ... threw for two touchdowns and 192 yards on 13-of-23 passing ... added 14 carries for 29 yards, including a game-long 30-yard rush for a key first down on the Tide's final drive.

MILROE'S CAREER STATISTICS

Year	Passing				Rushing						
	G-S	Com-Att-Int	Pct.	Yds	TD	LP	No.	Yds	Avg.	TD	LP
2021	4-0	3-7-0	42.8	41	1	24	15	57	3.8	0	15
2022	8-1	31-53-3	58.5	297	5	35	31	263	8.5	1	77
2023	12-12	171-261-6	65.5	2,718	23	79	140	468	3.3	12	53
TOTAL	24-13	205-321-9	63.9	3,056	29	79	186	788	4.2	13	77

MILROE'S CAREER BESTS

Completions	21 at Texas A&M, 2023
Attempts	33 at Texas A&M, 2023
Passing Yards	321 at Texas A&M, 2023
Long Pass	79 vs. Arkansas, 2023
Touchdowns	3 (five times); last vs. Chattanooga, 2023
Rushes	20 vs. LSU, 2023
Rushing Yards	155 vs. LSU, 2023
Long Rush	77 at Arkansas, 2022
Touchdowns	4 vs. LSU, 2023



27
TONY MITCHELL

Alabaster, Ala.
Thompson

DB / Fr. / 6-2 / 205 / HS

FRESHMAN (2023): Contributes on special teams in his first season with UA ... recorded one tackle in seven games of action. **Middle Tennessee:** Recorded one tackle in his first collegiate action. **Texas:** Saw time against the Longhorns. **Ole Miss:** Earned time on special teams in the SEC opener. **Mississippi State:** Worked on special teams in Starkville. **Kentucky:** Recorded snaps on defense and special teams against the Wildcats. **Chattanooga:** Entered in the second half on defense. **Georgia:** Saw time on special teams against the Bulldogs.

MITCHELL'S CAREER STATISTICS

Year	Tackles						Fumbles				
	G-S	TT	UT	AT	TFL	QBH	Sacks	FF	FR	PBU	INT
2023	7-0	1	0	1	0-0	0	0-0	0	0-0	0	0-0

MITCHELL'S CAREER BESTS

Tackles **1 vs. Middle Tennessee, 2023**



55
ROQ MONTGOMERY

Anniston, Ala.
Anniston

OL / Fr. / 6-3 / 332 / HS

FRESHMAN (2023): Talented local offensive line prospect in the latest recruiting cycle. **Middle Tennessee:** Saw his first collegiate action against the Blue Raiders. **Chattanooga:** Entered late in the game along the offensive line.



13
MALACHI MOORE

Trussville, Ala.
Hewitt-Trussville

DB / Sr. / 6-0 / 198 / 3L

• **Defensive Player of the Week - UA Coaching Staff**
Texas, USF

SENIOR (2023): Versatile defensive back who can play multiple positions in the Alabama secondary ... selected as one of the Crimson Tide's permanent team captains ... recorded 49 tackles, including five for loss (-13 yards) ... also broke up five passes to go with an interception and one quarterback hurry ... selected to the watch lists for the Lott and Nagurski trophies, each of which is presented to the nation's top defender ... also recognized for his community service with a spot on the Wuerffel Trophy Watch List ... selected as one of the defensive players of the week by the UA coaching staff for his play against Texas and at USF. **Middle Tennessee:** Made the start at safety but had his night cut short due to injury ... recorded two tackles prior to his exit. **Texas:** Battled through injuries during the week but was able to suit up against the Longhorns ... recorded five tackles and a pass breakup on the night. **USF:** Directed a Tide secondary unit that allowed just 87 yards passing on the day ... totaled eight tackles, including one for loss (-5 yards) ... also picked off a pass in the end zone to keep the Bulls off the board late. **Ole Miss:** Registered six tackles, including one for loss (-2 yards) ... added a quarterback hurry on the final play of the game, forcing a turnover on downs to seal the victory for the Tide. **Mississippi State:** Played a key role in limiting the Bulldogs to only 261 yards on the night ... totaled six tackles, including two for loss (-3 yards). **Texas A&M:** Exited

the game early due to injury ... recorded two stops during his time on the field. **Tennessee:** Returned to the field after missing the Arkansas contest ... finished with five tackles and a pass breakup against the Volunteers. **LSU:** Broke up one pass and added three tackles on the night. **Kentucky:** Totaled two stops on the day. **Chattanooga:** Recorded one tackle and a pass breakup on Senior Day. **Auburn:** Finished with four tackles in the Iron Bowl. **Georgia:** Tied for second on the defense in tackles with five, including one for loss (-3 yards).

MOORE'S CAREER STATISTICS

Year	Tackles					Fumbles					
	G-S	TT	UT	AT	TFL	QBH	Sacks	FF	FR	PBU	INT
2020	11-11	44	27	17	4-8	2	0-0	1	1-28	6	3-42
2021	15-9	17	11	6	2-3	1	0-0	0	0-0	1	1-1
2022	13-1	31	19	12	1.5-12	0	1.5-12	0	0-0	5	0-0
2023	12-12	49	29	20	5-13	1	0-0	0	0-0	5	1-0
TOTAL	51-33	141	86	55	12.5-36	4	1.5-12	1	1-28	17	5-41

MOORE'S CAREER BESTS

Tackles	8 (twice); last at USF, 2023
Tackles for Loss	2 (twice); last at Mississippi State, 2023
Yards Lost	10 vs. Kansas State, 2022
Sacks	1 vs. Kansas State, 2022
Yards Lost	10 vs. Kansas State, 2022
Quarterback Hurries	1 (four times); last vs. Ole Miss, 2023
Interceptions	1 (five times); last at USF, 2023
Return Yards	42 vs. Georgia, 2020
Pass Breakups	2 (four times); last vs. Texas, 2023
Forced Fumbles	1 at Tennessee, 2020
Fumble Recoveries	1 at Tennessee, 2020
Fumble Return Yards	28 at Tennessee, 2020
Touchdowns (Fumble Recovery)	1 at Tennessee, 2020
Touchdowns (Blocked Punt)	1 vs. ULM, 2022



/// 43
SHAWN MURPHY

Manassas, Va.
Unity Reed

LB / R-Fr. / 6-2 / 225 / RS

REDSHIRT FRESHMAN (2023): Contributes on special teams while working for added reps on defense ... totaled three tackles in 12 games of action. **Middle Tennessee:** Recorded one tackle in the season opener. **USF:** Saw time against the Bulls. **Ole Miss:** Worked on defense and special teams in the SEC opener. **Mississippi State:** Earned snaps on special teams against the Bulldogs. **Texas A&M:** Saw time on special teams. **Arkansas:** Contributed to the Tide's special teams efforts. **Tennessee:** Worked on special teams against the Vols. **LSU:** Saw time in the top-15 matchup. **Kentucky:** Recorded reps on defense and special teams in Lexington. **Chattanooga:** Totaled two tackles on defense against the Mocs. **Auburn:** Contributed on special teams in the Iron Bowl. **Georgia:** Saw time on special teams against the Bulldogs.

MURPHY'S CAREER STATISTICS

Year	Tackles					Fumbles					
	G-S	TT	UT	AT	TFL	QBH	Sacks	FF	FR	PBU	INT
2022	5-0	2	2	0	0-0	0	0-0	0	0-0	1	0-0
2023	12-0	3	2	1	0-0	0	0-0	0	0-0	0	0-0
TOTAL	17-0	5	4	1	0-0	0	0-0	0	0-0	1	0-0

MURPHY'S CAREER BESTS

Tackles	2 vs. Chattanooga, 2023
Pass Breakups	1 vs. Kansas State, 2022



/// 84
AMARI NIBLACK

Saint Petersburg, Fla.
Lakewood

TE / So. / 6-4 / 233 / 1L

• **Offensive Player of the Week - UA Coaching Staff**
Mississippi State, Arkansas

SOPHOMORE (2023): Athletic, pass-catching tight end ... recorded 19 receptions for 321 yards and four scores in 13 games of action, including four starts ... selected as one of the offensive players of the week for his efforts at Mississippi State and against Arkansas. **Middle Tennessee:** Got the start against the Blue Raiders ... recorded two catches for 49 yards and a touchdown ... found the end zone from 29 yards away while converting a first down on his other reception. **Texas:** Caught two passes for 45 yards and a touchdown ... scored on a 39-yard reception. **USF:** Saw time at tight end in the non-conference pairing. **Ole Miss:** Hauled in a three-yard reception against the Rebels. **Mississippi State:** Led Alabama in targets, receptions and receiving yards in Starkville ... hauled in three passes for 61 yards with a long reception of 23 ... converted a Tide first down on all three catches. **Texas A&M:** Caught one his four targets for a gain of 12 yards and a first down. **Arkansas:** Hauled in both of his targets for a combined 43 yards ... converted one first down to go with a touchdown from 29 yards out. **Tennessee:** Caught one pass for a gain of five yards. **LSU:** Targeted twice against the Tigers but did not record a catch. **Kentucky:** Finished with two catches for 38 yards ... recorded a 26-yard touchdown and converted a first down on his other reception. **Chattanooga:** Caught two passes for 24 yards against the Mocs. **Auburn:** Converted a pair of first downs on his two receptions totaling 24 yards. **Georgia:** Recorded one catch for a 17-yard gain across his two targets on the day.

NIBLACK'S CAREER STATISTICS

Year	Rushing					Receiving					
	G-S	Att.	Yds.	Avg.	TD	LP	Rec.	Yds.	Avg.	TD	LP
2022	10-1	0	0	0.0	0	--	1	15	15.0	1	15
2023	13-4	0	0	0.0	0	--	19	321	16.9	4	39
TOTAL	23-5	0	0	0.0	0	--	20	336	16.8	5	39

NIBLACK'S CAREER BESTS

Receptions	3 at Mississippi State, 2023
Receiving Yards	61 at Mississippi State, 2023
Long Reception	39 vs. Texas, 2023
Touchdowns	1 (five times); last at Kentucky, 2023



/// 91
JAHEIM OATIS

Columbia, Miss.
Columbia

DL / So. / 6-5 / 320 / 1L

• **Defensive Player of the Week - UA Coaching Staff**
Kentucky

SOPHOMORE (2023): An imposing presence up front on the Tide defensive line ... played in 12 games with three starts, missing the USF contest ... totaled 25 tackles, including one for loss (-7 yards) and half a sack (-5 yards) ... also contributed a pair of quarterback hurries and two pass breakups ... named to the Outland Trophy Watch List, which is presented annually to the nation's top interior lineman ... named one of the defensive players of the week by the Alabama coaching staff for his play at Kentucky. **Middle Tennessee:** Recorded three tackles in the season opener. **Texas:** Finished with four tackles and a pass breakup against the Longhorns. **Ole Miss:** Posted one stop in the SEC opener. **Mississippi State:** Contributed one tackle in Starkville. **Texas A&M:** Accumulated four tackles against the Aggies, including half a sack. **Arkansas:** Recorded two tackles in the Homecoming contest. **Tennessee:** Finished with three tackles and a quarterback hurry on the day. **LSU:** Posted one tackle and a pass breakup against the Tigers. **Kentucky:** Led the Alabama defense in production points in Lexington ... registered two stops, including half a tackle for loss (-2 yards) ... also added one quarterback hurry. **Chattanooga:** Totaled one stop against the Mocs. **Auburn:** Recorded one tackle in the Iron Bowl. **Georgia:** Played a key role up front as the Tide limited the Bulldogs to only 78 yards rushing on the day ... finished with two total tackles.

OATIS' CAREER STATISTICS

Year	Tackles					Fumbles					
	G-S	TT	UT	AT	TFL	QBH	Sacks	FF	FR	PBU	INT
2022	12-10	29	10	19	2-9	4	1-8	0	0-0	2	0-0
2023	12-3	25	9	16	1-7	2	0.5-5	0	0-0	2	0-0
TOTAL	24-13	54	19	35	3-16	6	1.5-13	0	0-0	4	0-0

OATIS' CAREER BESTS

Tackles	8 at Arkansas, 2022
Tackles for Loss	1 at Arkansas, 2022
Yards Lost	8 at Arkansas, 2022
Sacks	1 at Arkansas, 2022
Yards Lost	8 at Arkansas, 2022
Quarterback Hurries	1 (six times); last at Kentucky, 2023
Pass Breakups	1 (four times); last vs. LSU, 2023



45
ROBBIE
OUZTS

Rock Hill, S.C.
Rock Hill

TE / Jr. / 6-4 / 265 / 2L

- **Offensive Player of the Week - UA Coaching Staff**
Ole Miss, Chattanooga

JUNIOR (2023): Tight end/H-back hybrid who has seen significant playing time in his first two seasons with the Crimson Tide ... worked in 13 games with six starts ... recorded three receptions for 33 yards and a score ... also returned two kickoffs for a combined 22 yards ... selected as one of the offensive players of the week by the Alabama coaching staff for his play against Ole Miss and Chattanooga. **Middle Tennessee:** Saw time against the Blue Raiders. **Texas:** Made his first start of the season in the top-15 matchup. **USF:** Caught one pass for a gain of five yards. **Ole Miss:** Got the starting nod against the Rebels ... totaled one reception for 21 yards, picking up a crucial first down to extend UA's offensive drive that resulted in an eventual touchdown ... also provided solid perimeter blocking, helping the Tide rack up a combined 131 rushing yards. **Mississippi State:** Targeted once in Starkville but did not post any stats. **Texas A&M:** Made the start against the Aggies. **Arkansas:** Got the start in the Homecoming matchup. **Tennessee:** Saw time against the Vols. **LSU:** Returned one kickoff for a gain of 11 yards. **Kentucky:** Targeted once on the day but did not record any stats. **Chattanooga:** Got the starting nod against the Mocs, recording one catch for a seven-yard touchdown ... also returned one kickoff for a gain of 11 yards on special teams. **Auburn:** Provided big-time blocks to help the Crimson Tide offense rack up 192 rushing yards on the afternoon. **Georgia:** Helped the Tide rack up 114 rushing yards in the SEC Championship Game.

OUZTS' CAREER STATISTICS

Year	Rushing					Receiving					
	G-S	Att.	Yds.	Avg.	TD	LP	Rec.	Yds.	Avg.	TD	LP
2021	11-0	0	0	0.0	0	--	1	8	8.0	0	8
2022	13-3	0	0	0.0	0	--	4	43	10.8	0	17
2023	13-6	0	0	0.0	0	--	3	33	11.0	1	21
TOTAL	37-9	0	0	0.0	0	--	8	84	10.5	1	21

KICKOFF RETURNS

Year	G	No.	Yards	Avg.	TD	LP
2023	13	2	22	11.0	0	11

OUZTS' CAREER BESTS

Receptions	2 vs. Auburn, 2022
Receiving Yards	29 vs. Auburn, 2022
Long Reception	21 vs. Ole Miss, 2023
Touchdowns	1 vs. Chattanooga, 2023
Kickoff Returns	1 (twice); last vs. Chattanooga, 2023
Kickoff Return Yards	11 (twice); last vs. Chattanooga, 2023
Long Kickoff Return	11 (twice); last vs. Chattanooga, 2023



44
DAMON
PAYNE JR.

Belleville, Mich.
Belleville

DL / R-So. / 6-4 / 303 / 1L

SOPHOMORE (2023): Carved out a role along the Alabama defensive front in year two ... recorded eight stops, including one tackle for loss (-5 yards) and half a sack (-5 yards). **Middle Tennessee:** Saw time in the season opener. **Texas:** Rotated in along the defensive line. **USF:** Totaled two tackles against the Bulls. **Ole Miss:** Finished with one stop, including half a tackle for loss. **Mississippi State:** Rotated up front along the defensive front in Starkville. **Texas A&M:** Saw time against the Aggies. **Arkansas:** Recorded one tackle in the Homecoming matchup. **Tennessee:** Rotated in on the defensive line. **LSU:** Finished with one tackle on the night. **Kentucky:** Totaled two stops in Lexington, including half a sack (-5 yards). **Chattanooga:** Recorded one stop against the Mocs. **Auburn:** Rotated in along the defensive front in the Iron Bowl. **Georgia:** Worked along the defensive line in Atlanta.

PAYNE JR.'S CAREER STATISTICS

Year	Tackles					Fumbles					
	G-S	TT	UT	AT	TFL	QBH	Sacks	FF	FR	PBU	INT
2022	6-0	7	4	3	0.5-1	0	0-0	0	1-0	0	0-0
2023	13-0	8	1	7	1-5	0	0.5-5	0	0-0	0	0-0
TOTAL	19-0	15	5	10	1.5-6	0	0.5-0	0	1-0	0	0-0

PAYNE JR.'S CAREER BESTS

Tackles	3 vs. Mississippi State, 2022
Tackles for Loss	0.5 (three times); last at Kentucky, 2023
Yards Lost	5 at Kentucky, 2023
Sacks	0.5 at Kentucky, 2023
Yards Lost	5 at Kentucky, 2023
Fumble Recoveries	1 vs. Austin Peay, 2022



97
KHURTISS
PERRY

Pike Road, Ala.
Pike Road

DL / R-Fr. / 6-2 / 265 / RS

REDSHIRT FRESHMAN (2023): Provides depth in the defensive line rotation. **Middle Tennessee:** Saw his first collegiate action against the Blue Raiders.

PERRY'S CAREER STATISTICS

Year	Tackles					Fumbles					
	G-S	TT	UT	AT	TFL	QBH	Sacks	FF	FR	PBU	INT
2023	1-0	0	0	0	0-0	0	0-0	0	0-0	0	0-0



21
JAKE
POPE

Buford, Ga.
Buford

DB / R-Fr. / 6-1 / 192 / RS

REDSHIRT FRESHMAN (2023): Redshirted after his first season in Tuscaloosa ... worked on special teams. **Middle Tennessee:** Earned his first collegiate snaps against the Blue Raiders. **Texas:** Saw time on special teams in the top-15 matchup. **USF:** Worked on the Tide's special teams units. **Ole Miss:** Saw time on special teams. **Mississippi State:** Earned reps on kickoff coverage against the Bulldogs. **Texas A&M:** Entered on special teams. **Tennessee:** Saw time on punt coverage. **Kentucky:** Recorded reps on defense and special teams in Lexington. **Chattanooga:** Continued his work on special teams while rotating in on defense late in the game. **Auburn:** Saw time on special teams. **Georgia:** Worked on special teams in Atlanta.

POPE'S CAREER STATISTICS

Year	Tackles					Fumbles					
	G-S	TT	UT	AT	TFL	QBH	Sacks	FF	FR	PBU	INT
2023	11-0	0	0	0	0-0	0	0-0	0	0-0	0	0-0



6
KOBE
PRENTICE

Calera, Ala.
Calera

WR / So. / 5-10 / 182 / 1L

- **Offensive Player of the Week - UA Coaching Staff**
Texas, Arkansas, Kentucky

SOPHOMORE (2023): Another weapon to the Tide's deep wide receiver corps ... totaled 17 receptions for 301 yards and two touchdowns ... selected as one of the offensive players of the week by the Alabama coaches following his efforts against Texas, Arkansas and Kentucky. **Middle Tennessee:** Recorded three receptions for 20 yards in the season opener. **Texas:** Caught five of his six targets for a team-high 68 yards ... converted three first downs with a long reception of 28 yards on the night. **USF:** Targeted once against the Bulls but did not record any stats. **Ole Miss:** Earned snaps in the SEC opener. **Mississippi State:** Rotated in at wideout against the Bulldogs. **Texas A&M:** Recorded one catch for a five-yard gain. **Arkansas:** Led the Tide with 93 yards receiving on two catches ... hauled in a career-long 79-yard touchdown, the longest play by either team on the day. **Tennessee:** Saw time at wideout against the Vols. **LSU:** Caught one pass for a gain of 22 yards and a Tide first down. **Kentucky:** Led the Tide with four receptions for 74 yards and a touchdown ... found the end zone

from 40 yards out while also converting a pair of first downs. **Auburn:** Saw time at wideout against the Tigers. **Georgia:** Caught one of his two targets for 19 yards and a Tide first down.

PRENTICE'S CAREER STATISTICS

Year	Rushing					Receiving					
	G-S	Att.	Yds.	Avg.	TD	LP	Rec.	Yds.	Avg.	TD	LP
2022	13-3	0	0	0.0	0	--	31	337	10.9	2	47
2023	12-0	0	0	0.0	0	--	17	301	17.7	2	79
TOTAL	25-3	0	0	0.0	0	--	48	638	13.3	4	79

PRENTICE'S CAREER BESTS

Receptions	9 at Tennessee, 2022
Receiving Yards	93 vs. Arkansas, 2023
Long Reception	79 vs. Arkansas, 2023
Touchdowns	1 (four times); last at Kentucky, 2023



/// 18
SHAZZ PRESTON

Saint James, La.
Saint James

WR / R-Fr. / 6-0 / 202 / RS

REDSHIRT FRESHMAN (2023): Provides depth in UA's receiver room while also working on special teams. **Middle Tennessee:** Saw time against the Blue Raiders. **Mississippi State:** Worked on special teams and at wideout in Starkville. **Texas A&M:** Earned snaps on special teams. **Arkansas:** Saw time on special teams. **Chattanooga:** Rotated in at wideout in the second half against the Mocs.

PRESTON'S CAREER STATISTICS

Year	Rushing					Receiving					
	G-S	Att.	Yds.	Avg.	TD	LP	Rec.	Yds.	Avg.	TD	LP
2022	5-0	0	0	0.0	0	--	0	0	0.0	0	--
2023	5-0	0	0	0.0	0	--	0	0	0.0	0	--
TOTAL	10-0	0	0	0.0	0	--	0	0	0.0	0	--



/// 57
ELIJAH PRITCHETT

Columbus, Ga.
Carver

OL / R-Fr. / 6-6 / 312 / RS

REDSHIRT FRESHMAN (2023): Big-bodied offensive lineman who works at tackle ... redshirted in his first season with the Crimson Tide ... played in all 13 games this season. **Middle Tennessee:** Played seven snaps in the opener. **Texas:** Saw time against the Longhorns. **USF:** Entered for one snap against the Bulls. **Ole Miss:** Played 14 snaps at left tackle ... allowed one sack and one pressure. **Mississippi State:** Came off the bench to get 15 reps at left tackle. **Texas A&M:** Played 12 snaps in a reserve role against the Aggies. **Arkansas:** Helped open holes for 177 rushing yards and provided time for another 238 through the air ... provided blocks for 83

yards from McClellan, 68 from Roydell Williams and 40 from Jam Miller ... played 25 snaps ... allowed two sacks. **Tennessee:** Saw time on special teams. **LSU:** Provided blocks on special teams. **Kentucky:** Came off the bench for nine snaps against the Wildcats. **Chattanooga:** Earned 12 snaps as a reserve with one knockdown block. **Auburn:** Continued his blocking on special teams. **Georgia:** Played on special teams against the Bulldogs.



/// 74
KADYN PROCTOR

Des Moines, Iowa
Southeast Polk

OL / Fr. / 6-7 / 360 / HS

- Freshman All-SEC Team (Coaches)
- SEC Freshman of the Week (Auburn)
- Offensive Player of the Week - UA Coaching Staff LSU, Auburn

FRESHMAN (2023): The top offensive tackle prospect in the latest recruiting cycle ... selected to the All-SEC Freshman Team by the conference coaches ... earned the starting job at left tackle during fall camp and has maintained that role for all 13 games ... has 20 knockdown blocks across 743 snaps ... earned SEC Freshman of the Week recognition for his play at Auburn ... selected as one of the Alabama coaching staff's offensive players of the week following LSU and Auburn. **Middle Tennessee:** Recorded one knockdown block ... helped the Tide rush for 226 yards while accounting for 431 yards of total offense and 56 points. **Texas:** Recorded three knockdown blocks in the top-15 matchup. **USF:** Opened holes for the Crimson Tide to rush for 203 yards while controlling the line of scrimmage in the fourth quarter of the game ... had two knockdown blocks. **Ole Miss:** Registered one knockdown block in 56 snaps against the Rebels ... helped the Tide rush for 131 yards, including 105 yards from Jase McClellan who averaged 6.2 yards per carry with a touchdown ... provided time for Jalen Milroe to throw for 225 yards and a score on 17-of-21 passing. **Mississippi State:** Opened holes for 193 rushing yards and 357 yards of total offense ... had two knockdown blocks ... did not allow a sack, hurry or quarterback hit. **Texas A&M:** Started and played 47 snaps at left tackle. **Arkansas:** Opened holes for 177 rushing yards and provided time for another 238 through the air ... blocked for 83 yards from McClellan, 68 from Roydell Williams and 40 from Jam Miller ... played 42 snaps at left tackle. **Tennessee:** Played his best game to date in the Crimson Tide's win a 34-20 win over the Vols ... had two knockdown blocks ... opened holes for 138 rushing yards ... helped McClellan rush for 115 yards and a touchdown ... did not allow a sack, pressure or quarterback hit. **LSU:** Opened holes for a season-high 303 rushing yards gained with a net of 288 yards and six rushing touchdowns ... allowed one sack but no pressures or quarterback hits ... provided time for Milroe to throw for 219 yards on 15-of-23 passing ... blocked for a school-record four rushing touchdowns by a quarterback and 155 yards rushing by Milroe who finished with 374

yards of total offense ... the entire line was named offensive players of the week by the Crimson Tide coaching staff after helping to compile a season-high 507 yards of offense. **Kentucky:** Registered one knockdown block ... did not allow a sack or a quarterback hit ... surrendered three pressures ... opened holes for 159 rushing yards and provided time for Milroe to throw for 234 yards and three touchdowns while scoring three more times on the ground. **Chattanooga:** Started and had one knockdown block in 42 snaps before the starters gave way at halftime ... helped Alabama roll up 574 yards of total offense including a season-high 315 rushing yards ... did not allow a sack or quarterback hit ... opened holes for five Crimson Tide ball carriers to gain at least 42 yards rushing. **Auburn:** Opened holes for 451 yards of total offense in the Tide's 27-24 win over the Tigers on the Plains ... credited with two knockdown blocks ... did not allow a sack but surrendered three pressures ... helped Alabama rush for 192 yards and average 4.4 yards per rush ... provided time for Milroe to throw for 259 yards and two touchdowns while rushing for 107 yards. **Georgia:** Turned in his highest-graded performance of the season ... earned recognition from Pro Football Focus as the top-rated left tackle in all games on conference championship weekend ... recorded a career-high four knockdown blocks ... allowed half a sack and missed two assignments ... did not surrender a quarterback hit or a pressure ... opened holes for 114 rushing yards against the Bulldogs' top-ranked defense.



/// 16
WILL REICHARD

Hoover, Ala.
Hoover

PK / Gr. / 6-1 / 194 / 4L

- Second Team All-American (The Sporting News)
- Second Team All-American (CBS Sports)
- Third Team All-American (Associated Press)
- SEC Special Teams Player of the Year (Coaches)
- First Team All-SEC (Associated Press)
- First Team All-SEC - PK (Coaches)
- Second Team All-SEC - KOS (Coaches)
- Lou Groza Award (Finalist)
- Lou Groza Award 'Star of the Week' (Mississippi State)
- SEC Special Teams Player of the Week (Texas A&M)
- SEC Special Teams Player of the Week (Tennessee)
- Special Teams Player of the Week - UA Coaching Staff Texas, USF, Mississippi State, Texas A&M, Tennessee, Chattanooga

GRADUATE (2023): One of the most reliable placekickers in college football history ... the NCAA's career points leader with 539 thanks to 82 field goals and 293 PATs ... also Alabama's career record holder for 50-plus yard field goals (8) and PATs while ranking second for total field goals ... earned second team All-American honors from The Sporting News ... also named a second-teamer by CBS Sports ... garnered third team All-America accolades from the Associated Press ... named the SEC Special Teams Player of the Year by the conference coaches ... also picked up first team (PK) and second team (KOS) All-SEC recognition from the coaches ... a first team All-SEC honoree by the AP ... accumulated

113 points in his final season on 20-of-23 field goals and 53 PATs in as many tries this season ... called on to punt four times for 165 yards with a long kick of 45 ... added 82 kickoffs for 5,221 yards to average 63.7 yards per kick with 47 touchbacks ... named a finalist for the Lou Groza Award, presented annually to the nation's top placekicker ... selected as a midseason All-American by CBS Sports, ESPN.com, The Athletic and USA Today ... also tabbed to the first team on the AP's midseason list ... named to the Groza Award Watch List to start the season ... selected as a preseason second team All-American by Sports Illustrated ... named one of the Lou Groza Award 'Stars of the Week' for his play at Mississippi State ... selected as the SEC Special Teams Player of the Week for his output at Texas A&M and against Tennessee ... earned special teams player of the week honors from the Alabama coaches for his play against Texas, USF, Mississippi State, Texas A&M, Tennessee and Chattanooga. **Middle Tennessee:** Made all seven PAT attempts on the night ... added eight kickoffs for a combined 519 yards to average 64.9 yards per boot with six touchbacks. **Texas:** Finished with 11 points on the night, converting three field goals to go with a pair of PATs ... hit on his three-point tries from 42, 30 and a season-long 51 yards ... also kicked off five times for a combined 325 yards with four touchbacks. **USF:** Made a 30-yard field goal while adding two PATs in Tampa ... added four kickoffs for a combined 260 yards and four touchbacks. **Ole Miss:** Totaled 10 points on three field goals and a PAT ... hit from 48, 40 and 23 yards ... recorded two touchbacks across his six kickoffs for 371 combined yards. **Mississippi State:** Accumulated a single-game career-high 16 points thanks to four field goals and four PATs ... hit on his three-point tries from 48, 38, 34 and 48 to tie his career mark for field goals in a game ... added eight kickoffs for 486 yards with four touchbacks. **Texas A&M:** Finished perfect again on kicking tries, nailing his only field goal attempt from 39 yards and hitting three extra points ... also stepped in at punter following an injury to James Burnip ... racked up 165 yards on four punts to average 41.2 yards per boot with a long punt of 45 ... averaged 61.4 yards across five kickoffs with two touchbacks. **Arkansas:** Made his lone field goal while adding three PATs ... kicked off five times with three touchbacks. **Tennessee:** Contributed 10 points in the rivalry matchup ... made all four PATs while hitting on field goals of 42 and 50 ... added seven kickoffs for 451 yards to average 64.4 yards per boot with five touchbacks. **LSU:** Made all six PAT tries to take over the top spot on the NCAA's career kicking points list ... also kicked off seven times for 449 yards. **Kentucky:** Hit on all seven PAT tries ... contributed eight kickoffs for 511 yards with three touchbacks. **Chattanooga:** Contributed 12 points on the day, making all nine PATs and hitting from 50 on his lone field goal attempt ... with the 50-yard make, he became Alabama's all-time record holder for career field goals from 50-plus yards with eight total ... added seven kickoffs for 439 yards with four touchbacks. **Auburn:** Totaled nine points with two field goals and three made PATs to tie the NCAA's all-time mark for career points ... hit from 32 and 22 yards on his three-point tries ... added six kickoffs for 390 yards to average 65.0 yards per kick with two touchbacks. **Georgia:** Became the NCAA's all-time points leader with his field goal in the first quarter, part of his two makes on the afternoon ... added three PATs to finish with nine points ... recorded six touchbacks on as many kickoffs.

REICHARD'S CAREER STATISTICS

KICKOFFS

Year	No.	Yards	Avg.	TB	OB
2019	29	1,831	63.1	22	1
2020	69	3,614	52.4	14	2
2021	106	6,264	59.1	59	4
2022	95	5,948	62.6	47	0
2023	82	5,221	63.7	47	2
TOTAL	381	22,878	60.0	189	9

Year	Extra Points			Field Goals			
	G-S	XP-A	Pct.	FG-A	Pct.	Long	Pts.
2019	5-5	21-22	95.5	4-7	57.1	49	33
2020	13-13	84-84	100.0	14-14	100.0	52	126
2021	15-15	71-72	98.6	22-28	78.6	51	137
2022	13-13	64-64	100.0	22-26	84.6	52	130
2023	13-13	53-53	100.0	20-23	87.0	51	113
TOTAL	59-59	293-295	99.3	82-98	83.7	52	539

FIELD GOAL BREAKDOWN

Year	1-19	20-29	30-39	40-49	50+
2019	0-0	2-2	0-1	2-4	0-0
2020	0-0	5-5	5-5	3-3	1-1
2021	0-0	5-5	9-10	7-11	1-2
2022	0-0	5-5	8-9	6-7	3-5
2023	0-0	3-3	7-7	7-10	3-3
TOTAL	0-0	20-20	28-32	25-35	8-11

PUNTS

Year	G-S	No.	Yds.	Avg.	Lng.	In		Ret.		Net	
						20	50+	Blk.	Yds.	Yds.	Avg.
2019	3-2	4	152	38.0	41	1	0	0	3	149	37.3
2023	1-0	4	165	41.3	45	1	0	0	0	165	41.3
TOTAL	4-2	8	317	39.6	45	2	0	0	3	314	39.3

REICHARD'S CAREER BESTS

Kickoffs 10 (twice); last vs. Utah State, 2022
Kickoff Yards 648 vs. Utah State, 2022
Kickoff Average 65.0 (eight times); last vs. Georgia, 2023
Field Goals Made 4 (three times); last at Miss. State, 2023
Field Goal Attempts 5 vs. Georgia, 2021
Long Field Goal 52 (twice); last at Texas, 2022
PAT Made 9 (five times); last vs. Chattanooga, 2023
PAT Attempts 9 (five times); last vs. Chattanooga, 2023
Points 16 at Mississippi State, 2023
Punts 4 at Texas A&M, 2023
Punt Yards 165 at Texas A&M, 2023
Long Punt 45 at Texas A&M, 2023
Average 41.3 (four punts) at Texas A&M, 2023
Tackles 1 vs. Auburn, 2022



90
JORDAN
RENAUD

Sarasota, Fla.
 Tyler Legacy

DL / Fr. / 6-4 / 261 / HS

FRESHMAN (2023): Talented defensive line prospect ... accumulated valuable reps to start the season ... has seen playing time as of late. **Kentucky:** Saw his first collegiate action against the Wildcats. **Chattanooga:** Contributed three total stops, including half a tackle for loss.

RENAUD'S CAREER STATISTICS

Year	Tackles					Fumbles					
	G-S	TT	UT	AT	TFL	QBH	Sacks	FF	FR	PBU	INT
2023	2-0	3	3	0	0.5	0	0-0	0	0-0	0	0-0

RENAUD'S CAREER BESTS

Tackles 3 vs. Chattanooga, 2023
Tackles for Loss 0.5 vs. Chattanooga, 2023



29
DEZZ
RICKS

Norfolk, Va.
 IMG Academy

DB / Fr. / 6-1 / 182 / HS

FRESHMAN (2023): One of the top defensive backs in the latest recruiting cycle ... provides depth in the Tide's veteran secondary unit. **Kentucky:** Entered late in the game on defense for his first collegiate action. **Chattanooga:** Worked on defense against the Mocs.

RICKS' CAREER STATISTICS

Year	G-S	Tackles			Fumbles						
		TT	UT	AT	TFL	QBH	Sacks	FF	FR	PBU	INT
2023	2-0	0	0	0	0-0	0	0-0	0	0-0	0	0-0



77
JAEDEN
ROBERTS

Houston, Texas
 North Shore

OL / R-So. / 6-5 / 316 / SQ

• **Offensive Player of the Week - UA Coaching Staff**
 Tennessee, LSU

SOPHOMORE (2023): Returned for his third season in Tuscaloosa ... has played in 11 games this fall with eight straight starts entering the postseason ... selected as one of the offensive players of the week by the Alabama coaching staff for his efforts against Tennessee and was part of the Crimson Tide line that was recognized as a whole against LSU. **Middle Tennessee:** Played seven snaps in the opener against the Blue Raiders. **Ole Miss:** Played one snap along the offensive front against the Rebels. **Mississippi State:** Came off the bench to get four reps in the fourth quarter. **Texas A&M:** Made his first career start at right guard ... helped spark the Alabama offense in the second half as the Tide scored 14 third-quarter points to take control of the game ... had three knockdown blocks. **Arkansas:** Opened holes for 177 rushing yards and provided time for another 238 through the air ... blocked for 83 yards from McClellan, 68 from Roydell Williams and 40 from Jam Miller ... did not allow a sack or quarterback hit ... surrendered two pressures. **Tennessee:** Battled through an in-game ankle injury to play 63 of 65 offensive snaps in the Crimson Tide's 34-20 win over the Vols ... opened holes for 138 rushing yards ... helped McClellan rush for 115 yards and a touchdown ... had one knockdown block ... did not allow a sack, pressure or quarterback hit.

LSU: Opened holes for a season-high 303 rushing yards gained with a net of 288 yards and six rushing touchdowns ... allowed one sack but no pressures or quarterback hits ... provided time for Milroe to throw for 219 yards on 15-of-23 passing ... blocked for a school-record four rushing touchdowns by a quarterback and 155 yards rushing by Milroe who finished with 374 yards of total offense ... the entire line was named offensive players of the week by the Crimson Tide coaching staff after helping to compile a season-high 507 yards of offense.

Kentucky: Had two knockdown blocks against the Wildcats ... did not allow a sack or a quarterback hit ... surrendered one pressure ... opened holes for 159 rushing yards and provided time for Milroe to throw for 234 yards and three touchdowns while scoring three more times on the ground. **Chattanooga:** Started and had one knockdown block in 42 snaps before the starters gave way at halftime ... helped Alabama roll up 574 yards of total offense including a season-high 315 rushing yards ... did not allow a sack, pressure or quarterback hit ... opened holes for five Crimson Tide ball carriers to gain at least 42 yards rushing. **Auburn:** Opened holes for 451 yards of total offense in the Tide's 27-24 win over the Tigers on the Plains ... credited with two knockdown blocks ... allowed one sack and one pressure ... helped Alabama rush for 192 yards and average 4.4 yards per rush ... provided time for Milroe to throw for 259 yards and two touchdowns while rushing for 107 yards. **Georgia:** Turned in his highest-graded performance of the season ... recorded a game- and career-high six knockdown blocks ... allowed half a sack and missed one assignment ... did not surrender a quarterback hit or a pressure ... opened holes for 114 rushing yards against the Bulldogs' top-ranked defense.



34
QUANDARRIUS ROBINSON

Birmingham, Ala.
Jackson-Olin

LB / Sr. / 6-5 / 231 / 2L

• **Special Teams Player of the Week - UA Coaching Staff**
Arkansas, Auburn

SENIOR (2023): Major contributor on special teams who has also seen time on defense ... earned a larger role in the outside linebacker group during the fall ... totaled 24 tackles, including 2.5 for loss (-17 yards) and 1.5 sacks (-12 yards), to go with two quarterback hurries ... selected as one of the special teams players of the week by the UA coaches for his output against Arkansas and at Auburn. **Middle Tennessee:** Recorded two tackles on the night, including one sack (-8 yards). **Texas:** Made one stop against the Longhorns. **USF:** Finished with two tackles in the non-conference pairing. **Ole Miss:** Saw time against the Rebels. **Mississippi State:** Recorded one stop on kickoff coverage. **Texas A&M:** Made a huge stop on punt coverage. **Arkansas:** Totaled a career-high six tackles on the day, including three on the Tide's special teams units ... recorded two stops on punt team and one on kickoff coverage ... also registered three tackles,

including one for loss (-5 yards), from his outside linebacker post. **Tennessee:** Registered two tackles on defense against the Volunteers. **LSU:** Rotated in on defense while continuing his work on special teams in the top-15 matchup. **Kentucky:** Recorded two tackles against the Wildcats, including half a sack (-4 yards). **Chattanooga:** Contributed three tackles and a pair of quarterback hurries on Senior Day. **Auburn:** Registered a career-high three special teams tackles against the Tigers. **Georgia:** Finished with one tackle in the SEC Championship Game.

ROBINSON'S CAREER STATISTICS

Year	Tackles							Fumbles				
	G-S	TT	UT	AT	TFL	QBH	Sacks	FF	FR	PBU	INT	
2021	7-0	0	0	0	0-0	0	0-0	0	0-0	0	0-0	
2022	13-0	7	3	4	0.5-3	0	0.5-3	0	0-0	0	0-0	
2023	13-0	24	16	8	2.5-17	2	1.5-12	0	0-0	0	0-0	
TOTAL	33-0	31	19	12	3-20	2	2-15	0	0-0	0	0-0	

ROBINSON'S CAREER BESTS

Tackles 6 vs. Arkansas, 2023
Tackles for Loss 1 (twice); last vs. Arkansas, 2023
Yards Lost 8 vs. Middle Tennessee, 2023
Sacks 1 vs. Middle Tennessee, 2023
Yards Lost 8 vs. Middle Tennessee, 2023
Quarterback Hurries 2 vs. Chattanooga, 2023



61
GRAHAM ROTEN

Fairview, Tenn.
Christ Presbyterian Aca.

OL / Jr. / 6-3 / 285 / 5Q

JUNIOR (2023): Walk-on offense lineman from neighboring Tennessee. **Chattanooga:** Entered on the offensive line for the Tide's final offensive drive.



15
TY SIMPSON

Martin, Tenn.
Westview

QB / R-Fr. / 6-2 / 203 / RS

REDSHIRT FRESHMAN (2023): Talented signal-caller who redshirted after his first season with the Crimson Tide ... seen time in six games ... completed 11-of-20 passes for 179 yards ... also rushed 14 times for 86 yards with two rushing scores and a two-point conversion. **Middle Tennessee:** Rushed twice for 12 yards, including a one-yard touchdown ... also completed one pass for a gain of five yards. **USF:** Entered late in the second quarter to lead the Tide to 17 unanswered points ... finished 5-of-9 for 73 yards through the air ... added nine rushes and a score on the ground. **Ole Miss:** Came in for a two-point try, rushing up the middle for the score. **Mississippi State:** Entered late in the game against the Bulldogs. **Kentucky:** Went 1-of-3 passing for 51


yards ... also rushed one time for nine yards and a Tide first down. **Chattanooga:** Finished 4-of-6 passing for 50 yards ... also rushed one time for a 78-yard gain.

SIMPSON'S CAREER STATISTICS

Year	Passing					Rushing						
	G-S	Com-Att	Int	Pct.	Yds	TD	LP	No.	Yds	Avg.	TD	LP
2022	4-0	4-5-0	80.0	35	0	14	0	0	0.0	0	--	--
2023	6-0	11-20-0	55.0	179	0	51	14	86	6.1	2	78	--
TOTAL	10-0	15-25-0	60.0	214	0	51	14	86	6.1	2	78	--

SIMPSON'S CAREER BESTS

Completions 5 at USF, 2023
Attempts 9 at USF, 2023
Passing Yards 73 at USF, 2023
Long Pass 51 at Kentucky, 2023
Rushes 9 at USF, 2023
Rushing Yards 78 vs. Chattanooga, 2023
Long Rush 78 vs. Chattanooga, 2023
Touchdowns 1 (twice); last at USF, 2023
Two-Point Rush 1 vs. Ole Miss, 2023



44
CHARLIE SKEHAN

Columbia, S.C.
Cardinal Newman

TE / Sr. / 6-1 / 232 / 5Q

SENIOR (2023): A walk-on tight end who is in his fourth year with the program. **Chattanooga:** Entered late in the game on offense for his first action of the season.

SKEHAN'S CAREER STATISTICS

Year	Rushing					Receiving					
	G-S	Att.	Yds.	Avg.	TD	LP	Rec.	Yds.	Avg.	TD	LP
2022	1-0	0	0	0.0	0	--	0	0	0.0	0	--
2023	1-0	0	0	0.0	0	--	0	0	0.0	0	--
TOTAL	2-0	0	0	0.0	0	--	0	0	0.0	0	--



8
DEVONTA SMITH

Cincinnati, Ohio
La Salle

DB / Jr. / 6-0 / 194 / 2L

JUNIOR (2023): Veteran defensive back who spent the first part of the season rehabbing from injury ... returned to the field in Lexington. **Kentucky:** Saw his first action of the season on defense against the Wildcats. **Chattanooga:** Recorded four tackles in the non-conference pairing. **Auburn:** Rotated in at defensive back against the Tigers. **Georgia:** Saw time in the SEC Championship Game.

SMITH'S CAREER STATISTICS

Year	Tackles					Fumbles					
	G-S	TT	UT	AT	TFL	QBH	Sacks	FF	FR	PBU	INT
2021	9-0	2	1	1	0-0	0	0-0	0	0-0	0	0-0
2022	10-0	0	0	0	0-0	0	0-0	0	0-0	0	0-0
2023	4-0	4	3	1	0-0	0	0-0	0	0-0	0	0-0
TOTAL	23-0	6	4	2	0-0	0	0-0	0	0-0	0	0-0

SMITH'S CAREER BESTS

Tackles 4 vs. Chattanooga, 2023



47

JAMES SMITH

Montgomery, Ala.
Carver

DL / Fr. / 6-3 / 296 / HS

FRESHMAN (2023): Traveled up the road from Montgomery to join the Crimson Tide in the latest recruiting cycle ... seen time in nine games with two tackles and a fumble recovery to his name. **Middle Tennessee:** Notched one stop in his collegiate debut. **USF:** Recovered a fumble against the Bulls. **Ole Miss:** Rotated in along the Tide defensive front. **Mississippi State:** Saw time against the Bulldogs. **Texas A&M:** Worked along the defensive line in Bryan-College Station. **Arkansas:** Rotated in up front against the Razorbacks. **LSU:** Earned snaps on defense in the top-15 matchup. **Kentucky:** Saw time against the Wildcats. **Chattanooga:** Recorded one tackle on the day.

SMITH'S CAREER STATISTICS

Year	Tackles					Fumbles					
	G-S	TT	UT	AT	TFL	QBH	Sacks	FF	FR	PBU	INT
2023	9-0	2	1	1	0-0	0	0-0	0	1-0	0	0-0

SMITH'S CAREER BESTS

Tackles 1 (twice); last vs. Chattanooga, 2023
Fumble Recoveries 1 at USF, 2023



50

TIM SMITH

Gifford, Fla.
Sebastian River

DL / Sr. / 6-4 / 302 / 3L

SENIOR (2023): Veteran defender who returns a wealth of experience ... seen time in all 13 games with nine starts ... totaled 30 tackles, including two sacks (-7 yards), to go with a quarterback hurry. **Middle Tennessee:** Rotated up front against the Blue Raiders. **Texas:** Totaled three tackles in the top-15 matchup. **USF:** Started against the Bulls ... ranked second on the Tide defense with nine total tackles. **Ole Miss:** Provided pressure up the middle all day ... recorded three tackles, including 1.5 sacks (-6 yards) ... helped limit the Rebels to only 10 points. **Mississippi State:** Got the start up front

in Starkville. **Texas A&M:** Notched three tackles and a quarterback hurry in his start against the Aggies. **Arkansas:** Made the start on Homecoming, finishing with two tackles. **Tennessee:** Recorded one tackle in his start against the Vols. **LSU:** Posted one tackle on the night. **Kentucky:** Finished with one tackle, including half a sack (-1 yard). **Chattanooga:** Totaled one stop on Senior Day. **Auburn:** Recorded three tackles in his start against the Tigers. **Georgia:** Contributed three total tackles ... helped the Tide limit the Bulldogs to only 78 yards rushing for the afternoon.

SMITH'S CAREER STATISTICS

Year	Tackles					Fumbles					
	G-S	TT	UT	AT	TFL	QBH	Sacks	FF	FR	PBU	INT
2020	10-0	14	8	6	2.5-10	1	1-8	1	2-0	0	0-0
2021	15-2	24	10	14	4-8	0	0.5-1	0	0-0	1	0-0
2022	13-7	20	8	12	2-6	0	1-4	0	0-0	0	0-0
2023	13-9	30	14	16	2-7	1	2-7	0	0-0	0	0-0
TOTAL	51-18	88	40	48	10.5-31	2	4.5-20	1	2-0	1	0-0

SMITH'S CAREER BESTS

Tackles 9 at USF, 2023
Tackles for Loss 1.5 (twice); last vs. Ole Miss, 2023
Yards Lost 8 at Arkansas, 2020
Sacks 1.5 vs. Ole Miss, 2023
Yards Lost 8 at Arkansas, 2020
Quarterback Hurries 1 (twice); last at Texas A&M, 2023
Pass Breakups 1 vs. New Mexico State, 2021
Forced Fumbles 1 vs. Mississippi State, 2020
Fumble Recoveries 1 (twice); last vs. Florida, 2020



4

KRISTIAN STORY

Lanett, Ala.
Lanett

DB / Sr. / 6-1 / 211 / 2L

SENIOR (2023): A special teams standout who also rotates in on defense ... seen time in all 13 games with two starts ... totaled 15 tackles, including one for loss (-1 yard) ... also broke up two passes and recorded one interception. **Middle Tennessee:** Recorded three total tackles against the Blue Raiders. **Texas:** Contributed one tackle on kickoff coverage ... also saw time at safety. **USF:** Worked on defense and special teams against the Bulls. **Ole Miss:** Saw time in the SEC opener. **Mississippi State:** Earned snaps against the Bulldogs. **Texas A&M:** Worked on defense and special teams in Bryan-College Station ... totaled two stops on the day. **Arkansas:** Earned expanded playing time on defense in the absence of Malachi Moore ... recorded two tackles. **Tennessee:** Saw time on defense and special teams against the Volunteers. **LSU:** Registered one tackle on the night. **Kentucky:** Made his first career start ... finished with four tackles, including one for loss (-1 yard). **Chattanooga:** Picked off his first career pass, returning the interception two yards ... also broke up another pass and registered two tackles against the Mocs. **Auburn:** Rotated in on defense while continuing his work on special teams. **Georgia:** Broke up one pass against the Bulldogs.

STORY'S CAREER STATISTICS

Year	Tackles					Fumbles					
	G-S	TT	UT	AT	TFL	QBH	Sacks	FF	FR	PBU	INT
2021	12-0	2	1	1	0-0	0	0-0	0	0-0	0	0-0
2022	13-0	5	5	0	0-0	0	0-0	0	0-0	0	0-0
2023	13-2	15	9	6	1-1	0	0-0	0	0-0	2	1-2
TOTAL	38-2	22	15	7	1-1	0	0-0	0	0-0	2	1-2

STORY'S CAREER BESTS

Tackles 4 at Kentucky, 2023
Tackles for Loss 1 at Kentucky, 2023
Yards Lost 1 at Kentucky, 2023
Interceptions 1 vs. Chattanooga, 2023
Return Yards 2 vs. Chattanooga, 2023
Pass Breakups 1 (twice); last vs. Georgia, 2023



31

CONOR TALTY

Chicago, Ill.
Saint Rita

PK / Fr. / 6-1 / 195 / HS

FRESHMAN (2023): A highly recruited kicking prospect out of Chicago ... joined the Crimson Tide during the summer ... made one PAT ... also kicked off six times for 365 combined yards with one tackle on coverage. **Middle Tennessee:** Made one PAT during his collegiate debut ... also recorded a 61-yard boot on his lone kickoff. **Mississippi State:** Kicked off once for 58 yards, making a huge tackle out of bounds to stop the Bulldog return. **Chattanooga:** Totaled 246 yards on six kickoffs with one touchback.

TALTY'S CAREER STATISTICS

KICKOFFS						
Year	No.	Yards	Avg.	TB	OB	
2023	6	365	60.8	1	0	

Year	Extra Points			Field Goals		
	G-S	XP-A	Pct.	FG-A	Pct.	Long
2023	3-0	1-1	100.0	0-0	0.0	--

FIELD GOAL BREAKDOWN

Year	1-19	20-29	30-39	40-49	50+
2023	0-0	0-0	0-0	0-0	0-0

TALTY'S CAREER BESTS

Kickoffs 4 vs. Chattanooga, 2023
Kickoff Yards 246 vs. Chattanooga, 2023
Kickoff Average 61.5 vs. Chattanooga, 2023
PAT Made 1 vs. Middle Tennessee, 2023
PAT Attempts 1 vs. Middle Tennessee, 2023
Points 1 vs. Middle Tennessee, 2023
Tackles 1 at Mississippi State, 2023



47
ADAM THORSLAND

Walhalla, S.C.
Walhalla

TE / Jr. / 6-5 / 232 / SQ

JUNIOR (2023): Walk-on tight end who is in his third year with the program. **Chattanooga:** Entered on offense for the Tide's final offensive drive.

THORSLAND'S CAREER STATISTICS

Year	Rushing					Receiving					
	G-S	Att.	Yds.	Avg.	TD	LP	Rec.	Yds.	Avg.	TD	LP
2023	1-0	0	0	0.0	0	--	0	0	0.0	0	--



15
DALLAS TURNER

Fort Lauderdale, Fla.
Saint Thomas Aquinas

LB / Jr. / 6-4 / 252 / 2L

- First Team All-American (AFCA)
- First Team All-American (Associated Press)
- First Team All-American (FWAA)
- First Team All-American (The Sporting News)
- First Team All-American (CBS Sports)
- First Team All-American (The Athletic)
- First Team All-American (USA Today)
- Second Team All-American (Walter Camp)
- Second Team All-American (Sports Illustrated)
- SEC Defensive Player of the Year (Coaches)
- First Team All-SEC (Associated Press)
- First Team All-SEC (Coaches)
- Bednarik Award (Finalist)
- Lott IMPACT Trophy (Finalist)
- Lombardi Award (Semifinalist)
- Bednarik Player of the Week (Ole Miss)
- Defensive Player of the Week - UA Coaching Staff
USF, Ole Miss, LSU, Chattanooga, Auburn

JUNIOR (2023): A threat off the edge who is one of the top defenders in all of college football ... selected as one of the Crimson Tide's permanent team captains ... a consensus first team All-American (AFCA, Associated Press, FWAA, The Sporting News) ... also earned first team All-America honors from CBS Sports, The Athletic and USA Today ... named a second team All-American by Walter Camp ... added second team All-America recognition from Sports Illustrated ... named the SEC Defensive Player of the Year by the conference coaches ... also picked up first team All-SEC honors from the coaches and the AP ... ranks second in the SEC and ninth nationally with nine sacks (-66 yards) ... recorded 50 total tackles, including a team-high 13.5 for loss (-86 yards) ... added a team-leading 13 quarterback hurries to go with two forced fumbles and a pass breakup ... named a finalist for the Bednarik Award which is presented to the nation's top defensive player ... also finished

as a finalist for the Lott IMPACT Trophy ... selected as a semifinalist for the Lombardi Award ... earned midseason All-America honors from CBS Sports, ESPN.com, The Athletic, USA Today and TSN ... also tabbed to the first team on the AP's midseason list ... named to the watch lists for the Bednarik and Nagurski, both of which are presented annually to the nation's top defensive player ... selected as a preseason first team All-American by SI ... tabbed as a preseason second-teamer by the AP, CBS and Pro Football Focus ... also earned preseason All-America recognition from ESPN.com ... named the Bednarik Player of the Week for his output against Ole Miss ... selected as one of the defensive players of the week by the Alabama coaching staff for his efforts against USF, Ole Miss, LSU, Chattanooga and Auburn. **Middle Tennessee:** Provided consistent pressure off the edge all evening ... recorded a team-high four quarterback hurries ... also contributed two tackles, including half a stop for a loss (-1 yard). **Texas:** Totaled three tackles and a quarterback pressure against the Longhorns. **USF:** Accounted for seven total tackles, including a team-high 2.5 sacks (-8 yards) ... his 2.5 sacks were half of the Tide's season-high five in the game ... also forced a fumble on the afternoon. **Ole Miss:** Led the Alabama defense in production points as he spotted the stat sheet to open SEC play ... posted five tackles, including a team-high 3.5 for loss (-27 yards) and two sacks (-17 yards) ... also pressured the quarterback twice while forcing a fumble with a huge hit on the Rebels' signal-caller. **Mississippi State:** Notched another sack (-4 yards), part of his five total tackles in Starkville. **Texas A&M:** Finished with four total tackles, including 1.5 for loss (-9 yards) and one sack (-7 yards) ... also tallied one quarterback hurry, part of the Tide's seven on the day. **Arkansas:** Recorded three tackles, including half a sack (-5 yards) ... also pressured the Hogs' quarterback twice on the day. **Tennessee:** Tied for the team-high mark in tackles for loss with two (-18 yards), part of his five stops on the day ... also registered a huge sack (-17 yards) on UT's final offensive drive to help seal the victory. **LSU:** Led the Alabama defense in production points against the Tigers ... totaled four tackles, a quarterback hurry and one pass breakup ... his tip led to a Tide interception, setting up the eventual final touchdown of the night to seal the victory. **Kentucky:** Recorded one tackle against the Wildcats. **Chattanooga:** Totaled three tackles and a quarterback hurry on the day. **Auburn:** Proved to be nearly unblockable in the Iron Bowl ... credited with a career-high eight quarterback pressures by the Alabama coaching staff ... registered four total tackles, including two for loss (-12 yards) ... also contributed one sack (-6 yards) and a quarterback hurry in the rivalry matchup. **Georgia:** Contributed four tackles, including one sack (-5 yards), in the SEC Championship Game.

TURNER'S CAREER STATISTICS

Year	Tackles								Fumbles			
	G-S	TT	UT	AT	TFL	QBH	Sacks	FF	FR	PBU	INT	
2021	15-3	30	14	16	10-58	5	8.5-52	0	1-0	0	0-0	
2022	13-10	37	16	21	8-29	9	4-18	0	1-11	0	0-0	
2023	13-13	50	26	24	13.5-86	13	9-66	2	0-0	1	0-0	
TOTAL	41-26	117	56	61	31.5-173	27	21.5-136	2	2-11	1	0-0	

TURNER'S CAREER BESTS

Tackles	8 at Arkansas, 2022
Tackles for Loss	3.5 vs. Ole Miss, 2023
Yards Lost	27 vs. Ole Miss, 2023
Sacks	2 (four times); last vs. Ole Miss, 2023
Yards Lost	17 (twice); last vs. Tennessee, 2023
Quarterback Hurries	4 vs. Middle Tennessee, 2023
Pass Breakups	1 vs. LSU, 2023
Forced Fumbles	1 (twice); last vs. Ole Miss, 2023
Fumble Recoveries	1 (twice); last at Tennessee, 2022
Fumble Return Yards	11 at Tennessee, 2022
Touchdowns (Fumble Recovery)	1 at Tennessee, 2022



5
ROYDELL WILLIAMS

Hueytown, Ala.
Hueytown

RB / Sr. / 5-10 / 214 / 3L

- Offensive Player of the Week - UA Coaching Staff
USF, Auburn

SENIOR (2023): Veteran who pairs with Jase McClellan as the lead backs in Alabama's deep running back room ... accumulated 561 yards and five touchdowns on 110 carries ... also caught 11 passes for 58 yards and one score ... added two kickoff returns for 51 yards and four tackles on special teams ... selected as one of the offensive players of the week by the Alabama coaching staff for his play at USF and Auburn. **Middle Tennessee:** Carried the ball seven times for 36 yards with a long gain of 11 ... also caught one pass for a four-yard gain while adding a tackle on special teams. **Texas:** Totaled 12 yards on six carries ... also caught one pass for a gain of five yards against the Longhorns. **USF:** Had a career day against the Bulls ... rushed 17 times for 129 yards and a score to lead UA's ground game ... averaged a team-high 7.6 yards per carry with a long rush of 48 ... added one reception for two yards to go with a tackle on punt coverage. **Ole Miss:** Led UA with three receptions total 13 yards ... also rushed eight times for 21 yards against the Rebels. **Mississippi State:** Accumulated 44 yards on 10 carries in Starkville. **Texas A&M:** Rushed six times for nine yards ... added one tackle on special teams ... also saw time at kickoff returner. **Arkansas:** Totaled 68 yards on seven carries with a long rush of 35. **Tennessee:** Carried the ball six times for 20 yards while adding one reception for no gain. **LSU:** Totaled 56 yards and a score on just six carries ... averaged 9.3 yards per tote with a long gain of 16 on his touchdown run ... added one reception for no gain. **Kentucky:** Accumulated 101 all-purpose yards on the day ... rushed six times for 20 yards while adding two receptions for 30 yards and a score ... also returned two kickoffs for a combined 51 yards with a long return of 34. **Chattanooga:** Totaled 52 yards and a score on seven rushes ... got into the end zone with an 11-yard rush. **Auburn:** Rushed eight times for 30 yards and a touchdown ... picked up a crucial first down on the Tide's final drive, taking a toss play around the right side of the line to move the chains on 4th-and-short ... also contributed on special teams, notching one tackle on punt coverage. **Georgia:** Made his first career start in the SEC Championship Game ... led the Tide

backfield with 16 carries for 61 yards and a score ... added one reception for a gain of nine yards.

WILLIAMS' CAREER STATISTICS

Year	Rushing					Receiving					
	G-S	Att.	Yds.	Avg.	TD	LP	Rec.	Yds.	Avg.	TD	LP
2020	8-0	19	71	3.7	1	11	0	0	0.0	0	--
2021	10-0	48	284	5.9	1	55	5	57	11.4	1	24
2022	13-0	56	250	4.5	4	16	5	37	7.4	0	15
2023	13-1	110	561	5.1	5	48	11	58	5.3	1	26
TOTAL	44-1	233	1,166	5.0	11	55	21	152	7.2	2	26

KICKOFF RETURNS

Year	G	No.	Yards	Avg.	TD	LP
2023	6	2	51	25.5	0	34

WILLIAMS' CAREER BESTS

Rushes	17 at USF, 2023
Rushing Yards	129 at USF, 2023
Long Rush	55 vs. Southern Miss, 2021
Touchdowns	2 at LSU, 2022
Receptions	3 vs. Ole Miss, 2023
Receiving Yards	30 at Kentucky, 2023
Long Reception	26 at Kentucky, 2023
Touchdowns	1 (twice); last at Kentucky, 2023
Kickoff Returns	2 at Kentucky, 2023
Kickoff Return Yards	51 vs. Kentucky, 2023
Long Kickoff Return	34 at Kentucky, 2023
Tackles	2 vs. Auburn, 2022



37
SAM
WILLOUGHBY

Vestavia Hills, Ala.
 Vestavia Hills

WR / Sr. / 5-10 / 165 / SQ

SENIOR (2023): Fourth-year wideout who walked on. **Chattanooga:** Earned snaps on offense late in the game for Senior Day.

WILLOUGHBY'S CAREER STATISTICS

Year	Rushing					Receiving					
	G-S	Att.	Yds.	Avg.	TD	LP	Rec.	Yds.	Avg.	TD	LP
2022	1-0	0	0	0.0	0	--	0	0	0.0	0	--
2023	1-0	0	0	0.0	0	--	0	0	0.0	0	--
TOTAL	2-0	0	0	0.0	0	--	0	0	0.0	0	--



25
RICHARD
YOUNG

Lehigh Acres, Fla.
 Lehigh Senior

RB / Fr. / 5-11 / 200 / HS

FRESHMAN (2023): The top-rated running back in the latest recruiting cycle ... provides depth in the Tide's deep running back room ... rushed nine times for 24 yards and a score in his three games of action. **Middle Tennessee:** Carried five times for 18 yards in his collegiate debut. **Kentucky:** Saw time on offense and special teams in Lexington ...

rushed twice for four yards. **Chattanooga:** Recorded his first career touchdown as part of his two carries against the Mocs.

YOUNG'S CAREER STATISTICS

Year	Rushing					Receiving					
	G-S	Att.	Yds.	Avg.	TD	LP	Rec.	Yds.	Avg.	TD	LP
2023	3-0	9	24	2.7	1	11	0	0	0.0	0	--

YOUNG'S CAREER BESTS

Rushes	5 vs. Middle Tennessee, 2023
Rushing Yards	18 vs. Middle Tennessee, 2023
Long Rush	11 vs. Middle Tennessee, 2023
Touchdowns	1 vs. Chattanooga, 2023

BOWL BOUND

TOTAL BOWL/POSTSEASON GAMES: 70/76
BOWL WINS: *41 LOSSES: 25 TIES: 3

Year	Bowl	Result
1926	Rose	Alabama 20, Washington 19
1927	Rose	Alabama 7, Stanford 7
1931	Rose	Alabama 24, Washington State 0
1935	Rose	Alabama 29, Stanford 13
1938	Rose	California 13, Alabama 0
1942	Cotton	Alabama 29, Texas A&M 21
1943	Orange	Alabama 37, Boston College 21
1945	Sugar	Duke 29, Alabama 26
1946	Rose	Alabama 34, USC 14
1948	Sugar	Texas 27, Alabama 7
1953	Orange	Alabama 61, Syracuse 6
1954	Cotton	Rice 28, Alabama 6
1959	Liberty	Penn State 7, Alabama 0
1960	Bluebonnet	Alabama 3, Texas 3
1962	Sugar	Alabama 10, Arkansas 3
1963	Orange	Alabama 17, Oklahoma 0
1964	Sugar	Alabama 12, Mississippi 7
1965	Orange	Texas 21, Alabama 17
1966	Orange	Alabama 39, Nebraska 28
1967	Sugar	Alabama 34, Nebraska 7
1968	Cotton	Texas A&M 20, Alabama 16
1968	Gator	Missouri 35, Alabama 10
1969	Liberty	Colorado 47, Alabama 33
1970	Bluebonnet	Alabama 24, Oklahoma 24
1972	Orange	Nebraska 38, Alabama 6
1973	Cotton	Texas 17, Alabama 13
1973	Sugar	Notre Dame 24, Alabama 23
1975	Orange	Notre Dame 13, Alabama 11
1975	Sugar	Alabama 13, Penn State 6
1976	Liberty	Alabama 36, UCLA 6
1978	Sugar	Alabama 35, Ohio State 6
1979	Sugar	Alabama 14, Penn State 7
1980	Sugar	Alabama 24, Arkansas 9
1981	Cotton	Alabama 30, Baylor 2
1982	Cotton	Texas 14, Alabama 12
1982	Liberty	Alabama 21, Illinois 15
1983	Sun	Alabama 28, SMU 7
1985	Aloha	Alabama 24, USC 3
1986	Sun	Alabama 28, Washington 6
1988	Hall of Fame	Michigan 28, Alabama 24
1988	Sun	Alabama 29, Army 28
1990	Sugar	Miami 33, Alabama 25
1991	Fiesta	Louisville 34, Alabama 7
1991	Blockbuster	Alabama 30, Colorado 25
1993	Sugar	Alabama 34, Miami 13
1993	Gator	Alabama 24, North Carolina 10
1995	Citrus	Alabama 24, Ohio State 17
1997	Outback	Alabama 17, Michigan 14
1998	Music City	Virginia Tech 38, Alabama 7
2000	Orange	Michigan 35, Alabama 34 (OT)
2001	Independence	Alabama 14, Iowa State 13
2004	Music City	Minnesota 20, Alabama 16
*2005	Cotton	Alabama 13, Texas Tech 10
2006	Independence	Oklahoma State 34, Alabama 31
2007	Independence	Alabama 30, Colorado 24
2009	Sugar	Utah 31, Alabama 17
2010	BCS National Championship	Alabama 37, Texas 21
2011	Capital One	Alabama 49, Michigan State 7
2012	BCS National Championship	Alabama 21, LSU 0
2013	BCS National Championship	Alabama 42, Notre Dame 14
2014	Sugar	Oklahoma 45, Alabama 31
2015	CFP Semifinal (Sugar Bowl)	Ohio State 42, Alabama 35
2015	CFP Semifinal (Cotton Bowl)	Alabama 38, Michigan State 0
2016	CFP National Championship	Alabama 45, Clemson 40
2016	CFP Semifinal (Peach Bowl)	Alabama 24, Washington 7
2017	CFP National Championship	Clemson 35, Alabama 31
2018	CFP Semifinal (Sugar Bowl)	Alabama 24, Clemson 6
2018	CFP National Championship	Alabama 26, Georgia 23 (OT)
2018	CFP Semifinal (Orange Bowl)	Alabama 45, Oklahoma 34
2019	CFP National Championship	Clemson 44, Alabama 16
2020	Vrbo Citrus	Alabama 35, Michigan 16
2021	CFP Semifinal (Rose Bowl)	Alabama 31, Notre Dame 14
2021	CFP National Championship	Alabama 52, Ohio State 24
2021	CFP Semifinal (Cotton Bowl)	Alabama 27, Cincinnati 6
2022	CFP National Championship	Georgia 33, Alabama 18
2023	Sugar	Alabama 45, Kansas State 20

*Vacated per NCAA ruling

BOWL GAME/CFP APPEARANCES [BY GAME]

17 – Sugar	2 – Gator
9 – Cotton	2 – Music City
9 – Orange	1 – Aloha
7 – Rose	1 – Blockbuster
6 – CFP Championship Game	1 – Capital One
4 – Liberty	1 – Chick-Fil-A Peach
3 – BCS National Championship Game	1 – Fiesta
3 – Independence	1 – Hall of Fame
3 – Sun	1 – Outback
2 – Bluebonnet	
2 – Citrus	

ALL-TIME BOWL/CFP OPPONENTS

Opponent	Bowl Record
Arkansas	2-0
Army	1-0
Baylor	1-0
Boston College	1-0
California	0-1
Cincinnati	1-0
Clemson	2-2
Colorado	2-1
Duke	0-1
Georgia	1-1
Illinois	1-0
Iowa State	1-0
Kansas State	1-0
LSU	1-0
Louisville	0-1
Miami	1-1
Michigan	2-2
Michigan State	2-0
Minnesota	0-1
Ole Miss	1-0
Missouri	0-1
Nebraska	2-1
North Carolina	1-0
Notre Dame	2-2
Ohio State	3-1
Oklahoma	2-1-1
Oklahoma State	0-1
Penn State	2-1
Rice	0-1
USC	2-0
SMU	1-0
Stanford	1-0-1
Syracuse	1-0
Texas	1-4-1
Texas A&M	1-1
*Texas Tech	1-0
Utah	0-1
UCLA	1-0
Virginia Tech	0-1
Washington	3-0
Washington State	1-0

*later vacated per NCAA ruling

BOWL/CFP OPPONENTS VS. CONFERENCES

Conference	UA Record
AAC	1-0 (1.000)
ACC	4-3 (.571)
Big East	1-2 (.333)
Big Ten	8-4 (.667)
Big 12	*12-9-1 (.568)
Mountain West	0-1 (.000)
Pac-12	8-1-1 (.850)
SEC	3-1 (.750)
Independents	6-4 (.600)

*Actual record is 11-10-1. 2006 Cotton Bowl win over Texas Tech was later vacated per NCAA ruling

CFP NATIONAL CHAMPIONSHIP

Various Sites
Record: Won 3, Lost 2

- 2016 Alabama 45, Clemson 40
- 2017 Clemson 35, Alabama 31
- 2018 Alabama 26, Georgia 23 (OT)
- 2019 Clemson 44, Alabama 16
- 2021 Alabama 52, Ohio State 24
- 2022 Georgia 33, Alabama 18

Outstanding Player Award

- 2016 Tight End O.J. Howard (Offense)
Safety Eddie Jackson (Defense)
- 2018 Quarterback Tua Tagovailoa (Offense)
Defensive Lineman Da'Ron Payne (Defense)
- 2021 Wide Receiver DeVonta Smith (Offense)
Defensive Lineman Christian Barmore (Defense)

BCS NATIONAL CHAMPIONSHIP

Various Sites
Record: Won 3, Lost 0

- 2010 Alabama 37, Texas 21
- 2012 Alabama 21, LSU 0
- 2013 Alabama 42, Notre Dame 14

Outstanding Player Award

- 2010 Running Back Mark Ingram (Offense)
Defensive Tackle Marcell Dareus (Defense)
- 2012 Quarterback AJ McCarron (Offense)
Linebacker Courtney Upshaw (Defense)
- 2013 Running Back Eddie Lacy (Offense)
Linebacker C.J. Mosley (Defense)

THE ORANGE BOWL

Miami, Florida
Record: Won 5, Lost 4

- 1943 Alabama 37, Boston College 21
- 1953 Alabama 61, Syracuse 6
- 1963 Alabama 17, Oklahoma 0
- 1965 Texas 21, Alabama 17
- 1966 Alabama 39, Nebraska 28
- 1972 Nebraska 38, Alabama 6
- 1975 Notre Dame 13, Alabama 11
- 2000 Michigan 35, Alabama 34 (OT)
- 2018 Alabama 45, Oklahoma 34

Outstanding Player Award

- 1963 Linebacker Lee Roy Jordan
- 1965 Quarterback Joe Namath
- 1966 Quarterback Steve Sloan
- 1975 End Leroy Cook (Defense)
- 2018 Quarterback Tua Tagovailoa (Offense)
Safety Xavier McKinney (Defense)

THE COTTON BOWL

Dallas, Texas
*Record: Won 3, Lost 4

- 1942 Alabama 29, Texas A&M 21
- 1954 Rice 28, Alabama 6
- 1968 Texas A&M 20, Alabama 16
- 1973 Texas 17, Alabama 13
- 1981 Alabama 30, Baylor 2
- 1982 Texas 14, Alabama 12
- *2006 Alabama 13, Texas Tech 10
- 2015 Alabama 38, Michigan State 0
- 2021 Alabama 27, Cincinnati 6

*Vacated per NCAA ruling

Outstanding Player Award

- 1942 End Holt Rast, Tackle Don Whitmire, and Halfback Jimmy Nelson
- 1981 Halfback Major Ogilvie and Middle Guard Warren Lyles
- 1982 Linebacker Robbie Jones
- 2006 Quarterback Brodie Croyle (Offense)
Linebacker DeMeco Ryans (Defense)
- 2015 Running Back Derrick Henry (Offense)
Defensive Back Cyrus Jones (Defense)
- 2021 Running Back Brian Robinson Jr. (Offense)
Linebacker Will Anderson Jr. (Defense)

THE SUGAR BOWL

New Orleans, Louisiana
Record: Won 9, Lost 7

- 1945 Duke 29, Alabama 26
- 1948 Texas 27, Alabama 7
- 1962 Alabama 10, Arkansas 3
- 1964 Alabama 12, Ole Miss 7
- 1967 Alabama 34, Nebraska 7
- 1973 Notre Dame 24, Alabama 23
- 1975 Alabama 13, Penn State 6
- 1978 Alabama 35, Ohio State 6
- 1979 Alabama 14, Penn State 7
- 1980 Alabama 24, Arkansas 9
- 1990 Miami (Fla.) 33, Alabama 25
- 1993 Alabama 34, Miami (Fla.) 13
- 2009 Utah 31, Alabama 17
- 2014 Oklahoma 45, Alabama 31
- 2015 Ohio State 42, Alabama 35 (CFP Semifinal)
- 2017 Alabama 24, Clemson 6 (CFP Semifinal)
- 2023 Alabama 45, Kansas State 20

Outstanding Player Award

- 1962 Fullback Mike Fracchia
- 1964 Field Goal Kicker Tim Davis
- 1967 Quarterback Ken Stabler
- 1975 Quarterback Richard Todd
- 1978 Quarterback Jeff Rutledge
- 1979 Linebacker Barry Krauss
- 1980 Halfback Major Ogilvie
- 1993 Tailback Derrick Lassic
- 2018 Quarterback Jalen Hurts (Offense)
Defensive Lineman Da'Ron Payne (Defense)
- 2023 Quarterback Bryce Young

THE ROSE BOWL

Pasadena, California
Record: Won 5, Lost 1, Tied 1

- 1926 Alabama 20, Washington 19
- 1927 Alabama 7, Stanford 7
- 1931 Alabama 24, Washington State 0
- 1935 Alabama 29, Stanford 13
- 1938 California 13, Alabama 0
- 1946 Alabama 34, USC 14
- #2021 Alabama 31, Notre Dame 14

Outstanding Player Award

- 1926 Back Johnny Mack Brown
- 1927 Tackle Fred Pickhard
- 1931 Back John Campbell
- 1935 Back Millard "Dixie" Howell
- 1946 Back Harry Gilmer
- 2021 Wide Receiver DeVonta Smith (Offensive)
Defensive Back Patrick Surtain II (Defensive)

#Played in Arlington, Texas

THE GATOR BOWL

Jacksonville, Florida
Record: Won 1, Lost 1

- 1968 Missouri 35, Alabama 10
- 1993 Alabama 24, North Carolina 10

Outstanding Player Award

- 1993 Quarterback Brian Burgdorf

THE BLOCKBUSTER BOWL

Ft. Lauderdale, Florida
Record: Won 1, Lost 0

- 1991 Alabama 30, Colorado 25

Outstanding Player Award

- 1991 Receiver/Punt Returner David Palmer

THE LIBERTY BOWL

Philadelphia & Memphis
Record: Won 2, Lost 2

- 1959 Penn State 7, Alabama 0
- 1969 Colorado 47, Alabama 33
- 1976 Alabama 36, UCLA 6
- 1982 Alabama 21, Illinois 15

Outstanding Player Award

- 1976 Linebacker Barry Krauss
- 1982 Defensive Back Jeremiah Castille

THE BLUEBONNET BOWL

Houston, Texas
Record: Won 0, Lost 0, Tied 2

- 1960 Alabama 3, Texas 3
- 1970 Alabama 24, Oklahoma 24

Outstanding Player Award

- 1960 Linebacker Lee Roy Jordan (Defensive Player)
- 1970 Linebacker Jeff Rouzie (Defensive Player)

THE SUN BOWL

El Paso, Texas
Record: Won 3, Lost 0

- 1983 Alabama 28, SMU 7
- 1986 Alabama 28, Washington 6
- 1988 Alabama 29, Army 28

Outstanding Player Award

- 1983 Quarterback Walter Lewis
- 1983 Center Wes Neighbors
- 1986 Linebacker Cornelius Bennett
- 1988 Quarterback David Smith (Player)
Linebacker Derrick Thomas (Lineman)

THE ALOHA BOWL

Honolulu, Hawai'i
Record: Won 1, Lost 0

- 1985 Alabama 24, USC 3

Outstanding Player Award

- 1985 Halfback Gene Jelks (Offense)
- 1985 Linebacker Cornelius Bennett (Defense)

THE CITRUS BOWL

Orlando, Florida
Record: Won 2, Lost 0

- 1995 Alabama 24, Ohio State 17
- 2020 Alabama 35, Michigan 16

Outstanding Player Award

- 1995 Tailback Sherman Williams (Offense)
- 2019 Wide Receiver Jerry Jeudy

CAPITAL ONE BOWL

Orlando, Florida
Record: Won 1, Lost 0

- 2011 Alabama 49, Michigan State 7

Outstanding Player Award

- 2011 Linebacker Courtney Upshaw

THE HALL OF FAME BOWL

Tampa, Florida
Record: Won 0, Lost 1

- 1988 Michigan 28, Alabama 24

THE FIESTA BOWL

Tempe, Arizona
Record: Won 0, Lost 1

- 1991 Louisville 34, Alabama 7

THE MUSIC CITY BOWL

Nashville, Tennessee
Record: Won 0, Lost 2

1998 Virginia Tech 38, Alabama 7
2004 Minnesota 20, Alabama 16

THE OUTBACK BOWL

Tampa, Florida
Record: Won 1, Lost 0

1997 Alabama 17, Michigan 14

Outstanding Player Award

1997 Linebacker Dwayne Rudd

THE INDEPENDENCE BOWL

Shreveport, Louisiana
Record: Won 2, Lost 1

2001 Alabama 14, Iowa State 13
2006 Oklahoma State 34, Alabama 31
2007 Alabama 30, Colorado 24

Co-Defensive Player Award

2001 Strong Safety Wayne Bacon

Outstanding Player Award

2007 Quarterback John Parker Wilson

THE PEACH BOWL

Atlanta, Georgia
Record: Won 1, Lost 0

2016 Alabama 24, Washington 7

Most Valuable Player Award

2016 Running Back Bo Scarbrough (Offense)
Linebacker Ryan Anderson (Defense)

ALABAMA BOWL/CFP RECORDS

TEAM BESTS

FIRST DOWNS

Most Total First Downs

33.....vs. Ohio State, 2021 CFP National Championship
29.....vs. Army, 1988 Sun
29.....vs. Nebraska, 1966 Orange
28.....vs. Oklahoma, 2018 CFP Semifinal (Orange)
28.....vs. Notre Dame, 2013 BCS National Championship
28.....vs. Ohio State, 1995 Citrus
28.....vs. Michigan, 1988 Hall of Fame

Fewest Total First Downs

1vs. Texas A&M, 1942 Cotton
4vs. Texas, 1960 Bluebonnet
6vs. Missouri, 1968 Gator
7vs. Texas, 1948 Sugar
8vs. Penn State, 1959 Liberty

Most First Downs Rushing

17.....vs. Ohio State, 1978 Sugar
17.....vs. UCLA, 1976 Liberty
16.....vs. Cincinnati, 2021 CFP Semifinal (Cotton)
16.....vs. Syracuse, 1953 Orange
14.....vs. North Carolina, 1993 Gator
14.....vs. USC, 1985 Aloha
14.....vs. Arkansas, 1980 Sugar
14.....vs. Nebraska, 1966 Orange

Fewest First Downs Rushing

0.....vs. Arkansas, 1962 Sugar
0.....vs. Texas A&M, 1942 Cotton
1.....vs. Minnesota, 2004 Music City
2.....vs. Texas, 1960 Bluebonnet
3.....vs. Miami (Fla.), 1990 Sugar
3.....vs. Notre Dame, 1975 Orange
3.....vs. Missouri, 1968 Gator

Most First Downs Passing

23.....vs. Army, 1988 Sun
22.....vs. Ohio State, 2021 CFP National Championship
18.....vs. Michigan, 1988 Hall of Fame
16.....vs. Oklahoma, 2018 CFP Semifinal (Orange)
15.....vs. Georgia, 2022 CFP National Championship
15.....vs. Notre Dame, 2021 CFP Semifinal (Rose)

Fewest First Downs Passing

1.....vs. Miami (Fla.), 1993 Sugar
1.....vs. Ole Miss, 1964 Sugar
1.....vs. Penn State, 1959 Liberty
1.....vs. Texas A&M, 1942 Cotton
2.....vs. Missouri, 1968 Gator
2.....vs. Texas, 1960 Bluebonnet

Most First Downs By Penalty

4.....vs. Miami (Fla.), 1990 Sugar
4.....vs. Colorado, 1969 Liberty
3.....vs. SMU, 1983 Sun
3.....vs. Texas A&M, 1968 Cotton
3.....vs. Nebraska, 1966 Orange

Fewest First Downs By Penalty

0.....25 times – most recent: vs. Kansas State, 2022 Sugar Bowl (Others vs. Clemson, 2019 CFP National Championship; vs. Oklahoma, 2018 CFP Semifinal (Orange); vs. Washington, 2016 CFP Semifinal (Peach); vs. Oklahoma, 2014 Sugar; vs. LSU, 2012 BCS National Championship; vs. Colorado, 2007 Independence; vs. Iowa State, 2001 Independence; vs. Michigan, 2000 Orange; vs. Virginia Tech, 1998 Music City; vs. Michigan, 1997 Outback; vs. Colorado, 1991 Blockbuster; vs. Michigan, 1988 Hall of Fame; vs. Illinois, 1982 Liberty; vs. Texas, 1982 Cotton; vs. Penn State, 1975 Sugar; vs. Notre Dame, 1975 Orange; vs. Texas, 1973 Cotton; vs. Nebraska, 1972 Orange; vs. Nebraska, 1967 Sugar; vs. Texas, 1965 Orange; vs. Oklahoma, 1963 Orange; vs. Arkansas, 1962 Sugar; vs. Texas, 1960 Bluebonnet; vs. Penn State, 1959 Liberty)

TOTAL OFFENSE

Most Total Yards

621.....vs. Ohio State, 2021 CFP National Championship
586.....vs. Syracuse, 1953 Orange
546.....vs. Michigan State, 2011 Capital One
529.....vs. Notre Dame, 2013 BCS National Championship
528.....vs. Oklahoma, 2018 CFP Semifinal (Orange)

Fewest Total Yards

23.....vs. Missouri, 1968 Gator
75.....vs. Texas A&M, 1968 Cotton
98.....vs. Stanford, 1927 Rose
103.....vs. Texas, 1948 Sugar
131.....vs. Penn State, 1959 Liberty

Most Yards Per Play

10.6.....vs. Stanford, 1935 Rose
.....36 plays, 383 yards
9.0.....vs. Kansas State, 2022 Sugar
.....55 plays, 496 yards
8.7.....vs. Michigan, 2020 Citrus
.....55 plays, 480 yards
8.7.....vs. Syracuse, 1953 Orange
.....67 plays, 586 yards
8.1.....vs. Michigan State, 2011 Capital One
.....67 plays, 546 yards

Fewest Yards Per Play

0.4.....vs. Missouri, 1968 Gator
.....56 plays, 23 yards
2.27.....vs. Texas A&M, 1942 Cotton
.....33 plays, 75 yards
2.28.....vs. Texas, 1948 Sugar
.....45 plays, 103 yards
2.6.....vs. Stanford, 1927 Rose
.....38 plays, 98 yards
2.8.....vs. Louisville, 1991 Fiesta
.....68 plays 189 yards

RUSHING

Most Rush Attempts

68.....vs. Ohio State, 1978 Sugar
67.....vs. Baylor, 1981 Cotton
64.....vs. Colorado, 1991 Blockbuster
62.....vs. SMU, 1983 Sun
60.....vs. Miami (Fla.), 1993 Sugar
60.....vs. Penn State, 1979 Sugar

Fewest Rush Attempts

21.....vs. Minnesota, 2004 Music City
25.....vs. Notre Dame, 2021 CFP Semifinal (Rose)
26.....vs. Texas, 1965 Orange
28.....vs. Georgia, 2022 CFP National Championship
28.....vs. Texas, 1948 Sugar

Most Yards Rushing

301.....vs. Cincinnati, 2021 CFP Semifinal (Cotton)
293.....vs. USC, 1946 Rose
286.....vs. Syracuse, 1953 Orange
284.....vs. Arkansas, 1980 Sugar
280.....vs. Ohio State, 1978 Sugar

Fewest Yards Rushing

-45.....vs. Missouri, 1968 Gator
21.....vs. Minnesota, 2004 Music City
30.....vs. Georgia, 2022 CFP National Championship
31.....vs. Utah, 2009 Sugar
38.....vs. Miami (Fla.), 1990 Sugar

Most Yards Per Rush

7.3.....vs. Stanford, 1935 Rose
.....23 rushes, 167 yards
6.5.....vs. Clemson, 2017 CFP National Championship
.....34 rushes, 221 yards
6.4.....vs. Cincinnati, 2021 CFP Semifinal (Cotton)
.....47 rushes, 301 yards
6.4.....vs. Syracuse, 1953 Orange Bowl
.....45 rushes, 286 yards
6.3.....vs. Michigan State, 2011 Capital One
.....44 rushes, 275 yards

Fewest Yards Per Rush

-1.5.....vs. Missouri, 1968 Gator
.....29 plays, -45 yards
0.9.....vs. Utah, 2009 Sugar
.....33 rushes, 31 yards
1.0.....vs. Minnesota, 2004 Music City
.....21 rushes, 21 yards
1.1.....vs. Georgia, 2022 CFP National Championship
.....28 rushes, 30 yards
1.3.....vs. Miami (Fla.), 1990 Sugar
.....29 rushes, 38 yards
1.5.....vs. Virginia Tech, 1998 Music City
.....32 rushes, 50 yards
1.5.....vs. Texas, 1948 Sugar
.....28 rushes, 41 yards

Most Touchdowns Rushing

6.....vs. Michigan State, 2011 Capital One
4.....vs. Texas, 2010 BCS National Championship
4.....vs. Syracuse, 1953 Orange
3.....vs. Clemson, 2017 CFP National Championship
3.....vs. Clemson, 2016 CFP National Championship
3.....vs. Ohio State, 2015 Sugar
3.....vs. Michigan, 2000 Orange
3.....vs. Miami (Fla.), 1993 Sugar
3.....vs. SMU, 1983 Sun
3.....vs. Baylor, 1981 Cotton
3.....vs. Arkansas, 1980 Sugar
3.....vs. Ohio State, 1978 Sugar
3.....vs. Colorado, 1969 Liberty
3.....vs. Nebraska, 1967 Cotton
3.....vs. Nebraska, 1966 Sugar

Fewest Touchdowns Rushing

0.....23 times - most recent vs. Georgia, 2022 CFP National Championship (Others - vs. Cincinnati, 2021 CFP Semifinal (Cotton); vs. Notre Dame, 2021 CFP Semifinal (Rose); vs. Clemson, 2019 CFP National Championship; vs. Georgia, 2018 CFP National Championship; vs. Clemson, 2017 Sugar; vs. Utah, 2009 Sugar; vs. Colorado, 2007 Independence; vs. Texas Tech, 2006 Cotton; vs. Virginia Tech, 1998 Music City; vs. Colorado, 1991 Blockbuster; vs. Louisville, 1991 Fiesta; vs. Miami (Fla.), 1990 Sugar; vs. Texas, 1982 Cotton; vs. Notre Dame, 1975 Orange; vs. Oklahoma, 1970 Bluebonnet; vs. Missouri, 1968 Gator; vs. Texas, 1965 Orange; vs. Ole Miss, 1964 Sugar; vs. Texas, 1960 Bluebonnet; vs. Penn State, 1959 Liberty; vs. Texas, 1948 Sugar; vs. California, 1938 Rose)

PASSING

Most Pass Attempts

57.....vs. Georgia, 2022 CFP National Championship
 52.....vs. Army, 1988 Sun
 45.....vs. Ohio State, 2021 CFP National Championship
 44.....vs. Texas, 1965 Orange
 43.....vs. Miami (Fla.), 1990 Sugar

Fewest Pass Attempts

7.....vs. Arkansas, 1980 Sugar
 7.....vs. Texas A&M, 1942 Cotton
 8.....vs. Penn State, 1959 Liberty
 8.....vs. Duke, 1945 Sugar
 10.....vs. Arkansas, 1962 Sugar

Most Pass Completions

36.....vs. Ohio State, 2021 CFP National Championship
 35.....vs. Georgia, 2022 CFP National Championship
 32.....vs. Army, 1988 Sun
 27.....vs. Miami (Fla.), 1990 Sugar
 25.....vs. Notre Dame, 2021 CFP Semifinal (Rose)
 25.....vs. Oklahoma, 2018 CFP Semifinal (Orange)
 25.....vs. Michigan State, 2015 CFP Semifinal (Cotton)

Fewest Pass Completions

1.....vs. Texas A&M, 1942 Cotton
 2.....vs. Penn State, 1959 Liberty
 3.....vs. Nebraska, 1972 Orange
 3.....vs. Ole Miss, 1964 Sugar
 4.....vs. Miami (Fla.), 1993 Sugar
 4.....vs. Arkansas, 1980 Sugar
 4.....vs. Arkansas, 1962 Sugar
 4.....vs. Texas, 1948 Sugar
 4.....vs. USC, 1946 Rose
 4.....vs. California, 1937 Rose

Highest Completion Percentage (Minimum 10 Completions)

89.3.....vs. Oklahoma, 2018 CFP Semifinal (Orange) (25 of 28)
 83.3.....vs. Notre Dame, 2021 CFP Semifinal (Rose) (25 of 30)
 83.3.....vs. Penn State, 1975 Sugar (10 of 12)
 82.6.....vs. Michigan State, 2011 Capital One (19 of 23)
 80.6.....vs. Michigan State, 2015 CFP Semifinal (Cotton)

Notable Performance:

100.0.....vs. Duke, 1945 Sugar (8 of 8)

Lowest Completion Percentage

14.3.....vs. Stanford, 1927 Rose (1 of 7)
 14.3.....vs. Texas A&M, 1942 Cotton (1 of 7)
 23.1.....vs. Nebraska, 1972 Orange (3 of 13)
 23.5.....vs. Texas, 1948 Sugar (4 of 17)
 25.0.....vs. Washington State, 1931 Rose (2 of 8)
 25.0.....vs. California, 1938 Rose (3 of 12)
 25.0.....vs. Penn State, 1959 Liberty (2 of 8)

Most Passing Yards

464.....vs. Ohio State, 2021 CFP National Championship
 412.....vs. Army, 1988 Sun
 387.....vs. Oklahoma, 2014 Sugar
 369.....vs. Georgia, 2022 CFP National Championship
 335.....vs. Clemson, 2016 CFP National Championship

Fewest Passing Yards

9.....vs. Stanford, 1927 Rose
 16.....vs. Texas A&M, 1942 Cotton
 18.....vs. Miami (Fla.), 1993 Sugar
 20.....vs. Arkansas, 1962 Sugar
 22.....vs. California, 1938 Rose

Most Touchdown Passes

5.....vs. Kansas State, 2022 Sugar
 5.....vs. Ohio State, 2021 CFP National Championship
 4.....vs. Notre Dame, 2021 CFP Semifinal (Rose)
 4.....vs. Oklahoma, 2018 CFP Semifinal (Orange)
 4.....vs. Notre Dame, 2013 BCS National Championship
 3.....vs. Cincinnati, 2021 CFP Semifinal (Cotton)
 3.....vs. Michigan, 2020 Citrus
 3.....vs. Georgia, 2018 CFP National Championship
 3.....vs. Colorado, 2007 Independence
 3.....vs. Colorado, 1991 Blockbuster
 3.....vs. Miami (Fla.), 1990 Sugar
 3.....vs. Oklahoma, 1970 Bluebonnet
 3.....vs. Syracuse, 1953 Orange

Fewest Touchdown Passes

0.....vs. 21 times – most recent: vs. Washington, 2016 CFP Semifinal (Peach)

Most Interceptions Thrown

3.....vs. Ohio State, 2014 CFP Semifinal (Sugar)
 3.....vs. Virginia Tech, 1998 Music City
 3.....vs. Louisville, 1991 Fiesta
 3.....vs. Texas A&M, 1968 Cotton
 3.....vs. Ole Miss, 1964 Sugar

Fewest Interceptions Thrown

0.....vs. 34 times – most recent: vs. Kansas State, 2022 Sugar

PUNTING

Most Punts

16.....vs. Texas A&M, 1942 Cotton
 13.....vs. Stanford, 1927 Rose
 11.....vs. Clemson, 2017 CFP National Championship
 11.....vs. Washington State, 1931 Rose
 10.....vs. Penn State, 1979 Sugar
 10.....vs. Missouri, 1968 Gator

Fewest Punts

1.....vs. Ohio State, 1978 Sugar
 2.....vs. Cincinnati, 2021 CFP Semifinal (Cotton)
 2.....vs. Ohio State, 2021 CFP National Championship
 2.....vs. Clemson, 2019 CFP National Championship
 2.....vs. Oklahoma, 2018 CFP Semifinal (Orange)
 2.....vs. Michigan State, 2011 Capital One
 2.....vs. UCLA, 1976 Liberty

Most Punting Yards

581.....vs. Texas A&M, 1942 Cotton
 483.....vs. Clemson, 2017 CFP National Championship
 419.....vs. Missouri, 1968 Gator
 412.....vs. Stanford, 1927 Rose
 412.....vs. Washington, 1986 Sun

Fewest Punting Yards

33.....vs. Ohio State, 1978 Sugar
 53.....vs. UCLA, 1976 Liberty
 56.....vs. Oklahoma, 2018 CFP Semifinal (Orange)
 76.....vs. Ohio State, 2021 CFP National Championship
 77.....vs. USC, 1946 Rose

Best Punting Average

55.0.....vs. Ohio State, 2014 CFP Semifinal (Sugar)
 50.0.....vs. Clemson, 2019 CFP National Championship
 49.2.....vs. Notre Dame, 2013 BCS National Championship
 47.5.....vs. Georgia, 2018 CFP National Championship
 46.5.....vs. Michigan, 1997 Outback

Worst Punting Average

19.8.....vs. USC, 1946 Rose
 23.0.....vs. Arkansas, 1962 Sugar
 24.0.....vs. Ohio State, 1995 Citrus
 26.5.....vs. UCLA, 1976 Liberty
 28.0.....vs. Oklahoma, 2018 CFP Semifinal (Orange)

PUNT RETURNS

Most Punt Returns

6.....vs. Colorado, 1991 Blockbuster
 6.....vs. Nebraska, 1966 Orange
 6.....vs. Texas, 1965 Orange
 5.....vs. Georgia, 2018 CFP National Championship
 5.....vs. Michigan State, 2015 CFP Semifinal (Cotton)
 5.....vs. Miami (Fla.), 1993 Sugar
 5.....vs. Notre Dame, 1975 Orange
 5.....vs. Texas A&M, 1968 Cotton
 5.....vs. Syracuse, 1953 Orange

Fewest Punt Returns

0.....vs. Oklahoma, 2018 CFP Semifinal (Orange)
 0.....vs. Colorado, 2007 Independence
 0.....vs. Missouri, 1968 Gator
 0.....vs. UCLA, 1976 Liberty
 0.....vs. Louisville, 1991 Fiesta
 0.....vs. Michigan, 1997 Outback

Most Punt Return Yards

168.....vs. Syracuse, 1953 Orange
 136.....vs. Nebraska, 1972 Orange
 108.....vs. Michigan, 2000 Orange
 86.....vs. Oklahoma State, 2006 Independence
 80.....vs. Michigan State, 2015 CFP Semifinal (Cotton)

Fewest Punt Return Yards

-8.....vs. Cincinnati, 2021 CFP Semifinal (Cotton)
 -3.....vs. Virginia Tech, 1998 Music City
 -2.....vs. Georgia, 2022 CFP National Championship
 0.....vs. Oklahoma, 2018 CFP Semifinal (Orange)
 0.....vs. Missouri, 1968 Gator
 0.....vs. UCLA, 1976 Liberty
 0.....vs. Louisville, 1991 Fiesta
 0.....vs. Michigan, 1997 Outback
 0.....vs. Colorado, 2007 Independence

KICKOFF RETURNS

Most Kickoff Returns

8.....vs. Colorado, 1969 Liberty
 7.....vs. Ohio State, 2014 CFP Semifinal (Sugar)
 7.....vs. Nebraska, 1972 Orange
 6.....vs. Utah, 2009 Sugar
 6.....vs. Virginia Tech, 1998 Music City
 6.....vs. Louisville, 1991 Fiesta
 6.....vs. Miami (Fla.), 1990 Sugar

Fewest Kickoff Returns

0.....vs. Georgia, 2022 CFP National Championship
 0.....vs. Oklahoma, 2018 CFP Semifinal (Orange)
 0.....vs. Michigan State, 2015 CFP Semifinal (Cotton)
 0.....vs. Texas, 1960 Bluebonnet
 0.....vs. Oklahoma, 1963 Orange
 0.....vs. Nebraska, 1972 Orange
 0.....vs. Penn State, 1959 Liberty

Most Kickoff Return Yards

196.....vs. Clemson, 2016 CFP National Championship
 149.....vs. Utah, 2009 Sugar
 128.....vs. Nebraska, 1972 Orange
 127.....vs. Colorado, 1969 Liberty
 119.....vs. Army, 1988 Sun

Fewest Kickoff Return Yards

0.....vs. Georgia, 2022 CFP National Championship
 0.....vs. Oklahoma, 2018 CFP Semifinal (Orange)
 0.....vs. Michigan State, 2015 CFP Semifinal (Cotton)
 0.....vs. Nebraska, 1972 Orange
 0.....vs. Oklahoma 1963 Orange
 0.....vs. Texas, 1960 Bluebonnet
 0.....vs. Penn State, 1959 Liberty

FUMBLES

Most Fumbles

10.....vs. Ohio State, 1978 Sugar
 7.....vs. Penn State, 1959 Liberty
 6.....vs. Ole Miss, 1964 Sugar
 5.....vs. Baylor, 1981 Cotton
 5.....vs. Notre Dame, 1975 Orange
 5.....vs. Nebraska, 1972 Orange
 5.....vs. Texas A&M, 1968 Cotton

Fewest Fumbles

0.....vs. 19 times – most recent: vs. Kansas State, 2022 Sugar (Others - vs. Georgia, 2022 CFP National Championship; vs. Notre Dame, 2021 CFP Semifinal (Rose); vs. Michigan, 2019 Citrus; Oklahoma, 2018 CFP Semifinal (Orange); vs. Georgia, 2018 CFP National Championship; vs. Clemson, 2016 CFP National Championship; vs. Ohio State, 2015 CFP Semifinal (Sugar); vs. Notre Dame, 2013 BCS National Championship; vs. LSU, 2012 BCS National Championship; vs. Texas, 2010 BCS National Championship; vs. Texas Tech, 2006 Cotton; vs. Iowa State, 2001 Independence; vs. Miami (Fla.), 1993 Sugar; vs. Miami (Fla.), 1990 Sugar; vs. Washington, 1986 Sun; vs. USC, 1985 Aloha; vs. Nebraska, 1966 Orange; vs. Stanford, 1935 Rose)

Most Fumbles Lost

4.....vs. Penn State, 1959 Liberty
 4.....vs. Rice, 1954 Cotton
 3.....vs. Oklahoma, 2014 Sugar
 3.....vs. Ohio State, 1995 Citrus
 3.....vs. Illinois, 1982 Liberty
 3.....vs. Ole Miss, 1964 Sugar
 3.....vs. Arkansas, 1962 Sugar
 3.....vs. California, 1938 Rose

Fewest Fumbles Lost

0.....26 times - most recent: vs. Kansas State, 2022 Sugar (Others - vs. Georgia, 2022 CFP National Championship; vs. Cincinnati 2021 CFP Semifinal (Cotton); vs. Notre Dame, 2021 CFP Semifinal (Rose); vs. Michigan, 2020 Citrus; vs. Clemson, 2019 CFP National Championship; Oklahoma, 2018 CFP Semifinal (Orange); vs. Clemson, 2016 CFP National Championship; vs. Washington, 2016 CFP Semifinal (Peach); vs. Clemson, 2017 CFP National Championship; vs. Michigan State, 2015 CFP Semifinal (Cotton); vs. Ohio State, 2014 CFP Semifinal (Sugar); vs. Notre Dame, 2013 BCS National Championship; vs. LSU, 2012 BCS National Championship; vs. Michigan State, 2011 Capital One; vs. Texas Tech, 2006 Cotton; vs. Iowa State, 2001 Independence; vs. Michigan, 2000 Orange; vs. North Carolina, 1993 Gator; vs. Miami (Fla.), 1993 Sugar; vs. Miami (Fla.), 1990 Sugar; vs. Army, 1988 Sun; vs. Washington, 1986 Sun; vs. USC, 1985 Aloha; vs. UCLA, 1976 Liberty; vs. Nebraska, 1966 Orange; vs. Stanford, 1935 Rose)

PENALTIES

Most Penalties

18.....vs. Michigan, 2000 Orange
 11.....vs. Washington, 2016 CFP Semifinals (Peach)
 11.....vs. Penn State, 1979 Sugar
 10.....vs. Virginia Tech, 1998 Music City
 10.....vs. USC, 1985 Aloha

Fewest Penalties

0.....vs. Penn State, 1975 Sugar
 0.....vs. Washington, 1926 Rose
 1.....10 times - most recent: vs. LSU, 2012 BCS National Championship (Others - vs. Washington, 1986 Sun; vs. Texas, 1982 Cotton; vs. Ohio State, 1978 Sugar; vs. Notre Dame, 1975 Orange; vs. Missouri, 1968 Gator; vs. Nebraska, 1967 Sugar; vs. Oklahoma, 1963 Orange; vs. Duke, 1945 Sugar; vs. California, 1938 Rose; vs. Stanford, 1927 Rose)

Most Penalty Yards

132.....vs. Michigan, 2000 Orange
 94.....vs. Virginia Tech, 1998 Music City
 93.....vs. USC, 1985 Aloha
 89.....vs. Baylor, 1981 Cotton
 86.....vs. Oklahoma, 2018 CFP Semifinal (Orange)

Fewest Penalty Yards

0.....vs. Penn State, 1975 Sugar
 5.....vs. LSU, 2012 BCS National Championship
 5.....vs. Texas, 1982 Cotton
 5.....vs. Ohio State, 1978 Sugar
 5.....vs. Notre Dame, 1975 Orange
 5.....vs. California, 1938 Rose
 5.....vs. Stanford, 1927 Rose

SCORING

Most Points

61.....vs. Syracuse, 1953 Orange
 52.....vs. Ohio State, 2021 CFP National Championship
 49.....vs. Michigan State, 2011 Capital One
 45.....vs. Kansas State, Sugar
 45.....vs. Oklahoma, 2018 CFP Semifinal (Orange)
 45.....vs. Clemson, 2016 CFP National Championship

Fewest Points

0.....vs. Penn State, 1959 Liberty
 0.....vs. California, 1938 Rose
 3.....vs. Texas, 1960 Bluebonnet
 6.....vs. Nebraska, 1972 Orange
 6.....vs. Rice, 1954 Cotton

Most Points - Any Quarter

28.....vs. Ohio State, 2021 CFP National Championship (2nd)
 24.....vs. Clemson, 2016 CFP National Championship (4th)
 24.....vs. Texas, 2010 BCS National Championship (2nd)
 22.....vs. Boston College, 1943 Orange (2nd)
 22.....vs. Stanford, 1935 Rose Bowl (2nd)

Most Points - First Quarter

21.....vs. Oklahoma, 2018 CFP Semifinal (Orange)
 20.....vs. Colorado, 2007 Independence
 17.....vs. UCLA, 1976 Liberty
 17.....vs. Nebraska, 1967 Sugar
 14.....vs. Notre Dame, 2021 CFP Semifinal (Rose)
 14.....vs. Ohio State, 2015 CFP Semifinal (Sugar)
 14.....vs. Notre Dame, 2013 BCS National Championship
 14.....vs. SMU, 1983 Sun
 14.....vs. Arkansas, 1980 Sugar

Most Points - Second Quarter

28.....vs. Ohio State, 2021 CFP National Championship
 24.....vs. Texas, 2010 BCS National Championship
 22.....vs. Boston College, 1943 Orange
 22.....vs. Stanford, 1935 Rose
 21.....vs. Michigan State, 2011 Capital One
 21.....vs. Washington State, 1931 Rose

Most Points - Third Quarter

21.....vs. Kansas State, 2022 Sugar
 21.....vs. Michigan State, 2016 CFP Semifinal (Cotton)
 20.....vs. Syracuse, 1953 Orange
 20.....vs. Washington, 1926 Rose
 14.....vs. Clemson, 2018 CFP Semifinal (Sugar)
 14.....vs. Michigan State, 2011 Capital One
 14.....vs. Michigan, 2000 Orange
 14.....vs. Miami (Fla.), 1993 Sugar
 14.....vs. Washington, 1986 Sun
 14.....vs. Colorado, 1969 Liberty

Most Points - Fourth Quarter

24.....vs. Clemson, 2016 CFP National Championship
 20.....vs. Syracuse, 1953 Orange
 15.....vs. Michigan, 1988 Hall of Fame
 14.....vs. Oklahoma, 2018 CFP Semifinal (Orange)
 14.....vs. Oklahoma State, 2006 Independence
 14.....vs. Michigan, 1997 Outback
 14.....vs. USC, 1985 Aloha
 14.....vs. Baylor, 1981 Cotton
 14.....vs. Ohio State, 1978 Sugar

Most Points - Any Half

40.....vs. Syracuse, 1953 Orange (2nd)
 35.....vs. Ohio State, 2021 CFP National Championship (1st)
 31.....vs. Oklahoma, 2018 CFP Semifinal (Orange) (1st)
 31.....vs. Clemson, 2016 CFP National Championship (2nd)
 28.....vs. Michigan State, 2015 CFP Semifinal (Cotton) (2nd)
 28.....vs. Notre Dame, 2013 BCS National Championship (1st)
 28.....vs. Oklahoma State, 2011 Capital One (1st)
 28.....vs. SMU, 1983 Sun (1st)

Most Points - First Half

35.....vs. Ohio State, 2021 CFP National Championship
 31.....vs. Oklahoma, 2018 CFP Semifinal (Orange)
 28.....vs. Notre Dame, 2013 BCS National Championship
 28.....vs. Michigan State, 2011 Capital One
 28.....vs. SMU, 1983 Sun

Most Points - Second Half

40.....vs. Syracuse, 1953 Orange
 31.....vs. Clemson, 2016 CFP National Championship
 28.....vs. Michigan State, 2015 CFP Semifinal (Cotton)
 24.....vs. Kansas State, 2022 Sugar
 22.....vs. Ohio State, 1978 Sugar
 22.....vs. Texas A&M, 1942 Cotton

Fewest Points in a Win

10.....vs. Arkansas, 1962 Sugar
 12.....vs. Ole Miss, 1964 Sugar
 13.....vs. Texas Tech, 2006 Cotton
 13.....vs. Penn State, 1975 Sugar
 14.....vs. Iowa State, 2001 Independence
 14.....vs. Penn State, 1979 Sugar

Most Points in a Loss

35.....vs. Ohio State, 2014 CFP Semifinal (Sugar)
 34.....vs. Michigan, 2000 Orange
 33.....vs. Colorado, 1969 Liberty
 31.....vs. Clemson, 2017 CFP National Championship
 31.....vs. Oklahoma, 2014 Sugar
 31.....vs. Oklahoma State, 2006 Independence

Most Combined Points (Both Teams)

85.....vs. Clemson, 2016 CFP National Championship (UA 45, CU 40)
 80.....vs. Colorado, 1969 Liberty (CU 47, UA 33)
 79.....vs. Oklahoma, 2018 CFP Semifinal (Orange) (UA 45, OU 34)
 77.....vs. Ohio State, 2015 Sugar (OSU 42, UA 35)
 76.....vs. Ohio State, 2021 CFP National Championship (UA 52, OSU 24)
 76.....vs. Oklahoma, 2014 Sugar (OU 45, UA 31)

Fewest Combined Points (Both Teams)

6.....vs. Texas, 1960 Bluebonnet (UA 3, UT 3)
 7.....vs. Penn State, 1959 Liberty (PSU 7, UA 0)
 13.....vs. Arkansas, 1962 Sugar (UA 10, Ark 3)
 13.....vs. California, 1938 Rose (Cal 13, UA 0)
 14.....vs. Stanford, 1927 Rose (UA 7, SU 7)

TOUCHDOWNS

Most Total Touchdowns

9.....vs. Syracuse, 1953 Orange
 7.....vs. Ohio State, 2021 CFP National Championship
 7.....vs. Michigan State, 2011 Capital One
 6.....vs. Kansas State, 2022 Sugar
 6.....vs. Oklahoma, 2018 CFP Semifinal (Orange)
 6.....vs. Clemson, 2016 CFP National Championship

FIELD GOALS

Most Field Goal Attempts

7.....vs. LSU, 2012 BCS National Championship
 5.....vs. Georgia, 2022 CFP National Championship
 5.....vs. Ole Miss, 1964 Sugar
 4.....vs. Georgia, 2018 CFP National Championship

Most Field Goals Made

5.....vs. LSU, 2012 BCS National Championship
 4.....vs. Georgia, 2022 CFP National Championship
 4.....vs. Ole Miss, 1964 Sugar
 3.....vs. Colorado, 2007 Independence
 3.....vs. Army, 1988 Sun
 3.....vs. Baylor, 1981 Cotton
 3.....vs. UCLA, 1976 Liberty

OPPONENT BOWL/CFP RECORDS

TEAM BESTS

FIRST DOWNS

Most Total First Downs

31.....Clemson, 2017 CFP National Championship
 31.....Clemson, 2016 CFP National Championship
 29.....Colorado, 1969 Liberty
 26.....Oklahoma, 2018 CFP Semifinal (Orange)
 25.....Louisville, 1991 Fiesta

Fewest Total First Downs

3.....USC, 1946 Rose
 5.....LSU, 2012 BCS National Championship
 7.....Arkansas, 1962 Sugar
 8.....Colorado, 1991 Blockbuster
 9.....Ole Miss, 1964 Sugar

Most First Downs By Penalty

4.....Clemson, 2017 CFP National Championship
 4.....Texas A&M, 1942 Cotton
 3.....Georgia, 2022 CFP National Championship
 3.....Ohio State, 2021 CFP National Championship
 3.....Notre Dame, 2021 CFP Semifinal (Rose)
 3.....Georgia, 2018 CFP National Championship
 3.....Texas, 2010 BCS National Championship
 3.....Texas, 1965 Orange

Fewest First Downs By Penalty

0.....21 times - most recent: Cincinnati, 2021 CFP Semifinal (Cotton) (Others - Michigan, 2020 Citrus; Clemson, 2018 CFP Semifinal (Sugar); Washington, 2016 CFP Semifinal (Peach); LSU, 2012 BCS National Championship; Colorado, 2007 Independence; Colorado, 1991 Blockbuster; SMU, 1983 Sun; Illinois, 1982 Liberty; Texas, 1982 Cotton; Penn State, 1979 Sugar; Ohio State, 1978 Sugar; UCLA, 1976 Liberty; Penn State, 1975 Sugar; Oklahoma, 1970 Bluebonnet; Colorado, 1969 Liberty; Texas A&M, 1968 Cotton; Nebraska, 1967 Sugar; Ole Miss, 1964 Sugar; Oklahoma, 1963 Orange; Penn State, 1959 Liberty; California, 1938 Rose)

TOTAL OFFENSE

Most Plays

99.....Clemson, 2017 CFP National Championship
 88.....Missouri, 1968 Gator
 86.....Colorado, 1969 Liberty
 85.....Clemson, 2016 CFP National Championship
 85.....Minnesota, 2004 Music City

Fewest Plays

35.....Washington State, 1931 Rose
 43.....Nebraska, 1966 Orange
 43.....Stanford, 1927 Rose
 44.....LSU, 2012 BCS National Championship
 44.....USC, 1946 Rose

Most Total Yards

571.....Louisville, 1991 Fiesta
 563.....Colorado, 1969 Liberty
 550.....Clemson, 2016 CFP National Championship
 537.....Ohio State, 2014 CFP Semifinal (Sugar)
 511.....Clemson, 2017 CFP National Championship

Fewest Total Yards

- 41.....USC, 1946 Rose
- 92.....LSU, 2012 BCS National Championship
- 158.....Baylor, 1981 Cotton
- 168.....Arkansas, 1962 Sugar
- 171.....Michigan State, 2011 Capital One

Most Yards Per Play

- 8.8.....Nebraska, 1966 Orange
-43 plays, 377 yards
- 7.7.....Clemson, 2019 CFP National Championship
-63 plays, 482 yards
- 7.3.....Oklahoma, 2018 CFP Semifinal (Orange)
-69 plays, 507 yards
- 7.3.....Louisville, 1991 Fiesta
-78 plays, 571 yards
- 7.3.....Boston College, 1943 Orange
-55 plays, 402 yards

Fewest Yards Per Play

- 0.9.....USC, 1946 Rose
-44 plays, 41 yards
- 2.1.....LSU, 2012 BCS National Championship
-44 plays, 92 yards
- 2.5.....Baylor, 1981 Cotton
-62 plays, 158 yards
- 2.7.....Clemson, 2018 CFP Semifinal (Sugar)
-70 plays, 188 yards
- 2.7.....Penn State, 1979 Sugar
-68 plays, 182 yards

RUSHING

Most Rush Attempts

- 82.....Missouri, 1968 Gator
- 72.....Minnesota, 2004 Music City
- 69.....Texas, 1973 Cotton
- 66.....Penn State, 1959 Liberty
- 64.....Duke, 1945 Sugar

Fewest Rush Attempts

- 16.....Colorado, 1969 Liberty
- 18.....Miami (Fla.), 1993 Sugar
- 18.....Washington State, 1931 Rose
- 19.....Notre Dame, 2013 BCS National Championship
- 23.....Michigan, 2000 Orange

Most Yards Rushing

- 473.....Colorado, 1969 Liberty
- 402.....Missouri, 1968 Gator
- 379.....Rice, 1954 Cotton
- 350.....Army, 1988 Sun
- 349.....Oklahoma, 1970 Bluebonnet

Fewest Yards Rushing

- 48.....Michigan State, 2011 Capital One
- 11.....Colorado, 1991 Blockbuster
- 6.....USC, 1946 Rose
- 13.....Utah, 2009 Sugar
- 19.....Penn State, 1979 Sugar

Most Yards Per Rush

- 8.7.....Michigan, 1988 Hall of Fame
-32 rushes, 278 yards
- 7.8.....Washington State, 1931 Rose
-18 rushes, 140 yards
- 7.4.....Colorado, 1969 Liberty
-64 rushes, 473 yards
- 7.0.....Rice, 1954 Cotton
-54 rushes, 379 yards
- 6.7.....Ohio State, 2014 CFP Semifinal (Sugar)
-42 rushes, 281 yards

Fewest Yards Per Rush

- 1.7.....Michigan State, 2011 Capital One Bowl
-28 rushes, -48 yards
- 0.4.....Colorado, 1991 Blockbuster
-30 rushes, -11 yards
- 0.2.....USC, 1946 Rose
-33 rushes, 6 yards
- 0.5.....Utah, 2009 Sugar
-24 rushes, 13 yards
- 0.5.....Penn State, 1979 Sugar
-38 rushes, 19 yards

Most Touchdowns Rushing

- 5.....Colorado, 1969 Liberty
- 4.....Virginia Tech, 1998 Music City
- 4.....Nebraska, 1972 Orange
- 4.....Missouri, 1968 Gator
- 4.....Rice, 1954 Cotton
- 4.....Duke, 1945 Sugar

Fewest Touchdowns Rushing

- 0.....30 times – most recent: Cincinnati, 2021 CFP Semifinal (Cotton)

PASSING

Most Pass Attempts

- 58.....Illinois, 1982 Liberty
- 57.....Clemson, 2017 CFP National Championship
- 56.....Miami (Fla.), 1993 Sugar
- 47.....Clemson, 2016 CFP National Championship
- 47.....Michigan, 2000 Orange

Fewest Pass Attempts

- 6.....Army, 1988 Sun
- 6.....Missouri, 1968 Gator
- 7.....Oklahoma, 1970 Bluebonnet
- 8.....Notre Dame, 1975 Orange
- 8.....Oklahoma, 1963 Orange
- 8.....Duke, 1945 Sugar

Most Pass Completions

- 36.....Clemson, 2017 CFP National Championship
- 35.....Michigan, 2000 Orange
- 35.....Illinois, 1982 Liberty
- 32.....Oklahoma, 2014 Sugar
- 30.....Clemson, 2016 CFP National Championship

Fewest Pass Completions

- 0.....Army, 1988 Sun
- 0.....Missouri, 1968 Gator
- 2.....Arkansas, 1962 Sugar
- 2.....USC, 1946 Rose
- 2.....California, 1938 Rose

Highest Completion Percentage (Minimum 10 Completions)

- 75.0.....Stanford, 1927 Rose (12 of 16)
- 74.4.....Michigan, 2000 Orange (35 of 47)
- 72.7.....Oklahoma, 2014 Sugar (32 of 44)
- 66.6.....Notre Dame, 2021 CFP Semifinal (Rose) (28 of 42)
- 63.8.....Clemson, 2016 CFP National Championship (30 of 47)

Lowest Completion Percentage

- 0.0.....Army, 1988 Sun (0 of 6)
- 0.0.....Missouri, 1968 Gator (0 of 6)
- 16.7.....Arkansas, 1962 Sugar (2 of 12)
- 18.2.....Boston College, 1943 Orange (2 of 11)
- 18.2.....USC, 1946 Rose (2 of 11)

Most Passing Yards

- 458.....Louisville, 1991 Fiesta
- 423.....Illinois, 1982 Liberty
- 420.....Clemson, 2017 CFP National Championship
- 369.....Michigan, 2000 Orange
- 348.....Oklahoma, 2014 Sugar

Fewest Passing Yards

- 0.....Army, 1988 Sun
- 0.....Missouri, 1968 Gator
- 19.....Notre Dame, 1975 Orange
- 22.....California, 1938 Rose
- 35.....USC, 1946 Rose

Most Touchdown Passes

- 4.....Oklahoma, 2014 Sugar
- 4.....Michigan, 2000 Orange
- 3.....Clemson, 2019 CFP National Championship
- 3.....Clemson, 2017 CFP National Championship
- 3.....Utah, 2009 Sugar
- 3.....Colorado, 2007 Independence
- 3.....Louisville, 1991 Fiesta
- 3.....Miami (Fla.), 1990 Sugar
- 3.....Nebraska, 1966 Orange

Fewest Touchdown Passes

- 0.....34 times – most recent: Kansas State, 2022 Sugar

Most Interceptions Thrown

- 7.....Illinois, 1982 Liberty
- 7.....Texas A&M, 1942 Cotton
- 5.....Nebraska, 1967 Sugar
- 5.....Syracuse, 1953 Orange
- 4.....Texas, 2010 BCS National Championship
- 4.....Penn State, 1975 Sugar
- 4.....Stanford, 1935 Rose

PUNTING

Most Punts

- 12.....Colorado, 1991 Blockbuster
- 10.....Penn State, 1975 Sugar
- 10.....Texas A&M, 1968 Cotton
- 10.....Oklahoma, 1963 Orange
- 10.....California, 1938 Rose

Fewest Punts

- 2.....Oklahoma, 2018 CFP Semifinal (Orange)
- 2.....UCLA, 1976 Liberty
- 2.....Texas, 1973 Cotton
- 2.....Colorado, 1969 Liberty
- 3.....Clemson, 2019 CFP National Championship
- 3.....Virginia Tech, 1998 Music City
- 3.....Louisville, 1991 Fiesta
- 3.....Illinois, 1982 Liberty
- 3.....Nebraska, 1966 Orange

Most Punting Yards

- 492.....Colorado, 1991 Blockbuster
- 423.....Washington, 2016 CFP Semifinal (Peach)
- 411.....Michigan State, 2015 CFP Semifinal (Cotton)
- 411.....LSU, 2012 BCS National Championship
- 410.....Texas A&M, 1968 Cotton

Fewest Punting Yards

- 65.....UCLA, 1976 Liberty
- 75.....Oklahoma, 2018 CFP Semifinal (Orange)
- 75.....Colorado, 1969 Liberty
- 88.....Texas, 1973 Cotton
- 100.....Illinois, 1982 Liberty

Best Punting Average

- 48.5.....Penn State, 1975 Sugar
- 47.8.....USC, 1946 Rose
- 47.2.....Notre Dame, 2021 CFP Semifinal (Rose)
- 47.0.....Washington, 2016 CFP Semifinal (Peach)
- 46.7.....Virginia Tech, 1998 Music City

Worst Punting Average

- 25.1.....Rice, 1954 Cotton
- 26.1.....Michigan, 1997 Outback
- 29.0.....Penn State, 1959 Liberty
- 30.1.....North Carolina, 1993 Gator
- 30.3.....Stanford, 1927 Rose

PUNT RETURNS

Most Punt Returns

- 7.....Louisville, 1991 Fiesta
- 6.....Nebraska, 1972 Orange
- 5.....Miami (Fla.), 1990 Sugar
- 5.....Washington, 1986 Sun
- 5.....Missouri, 1968 Gator
- 5.....Texas, 1960 Bluebonnet

Fewest Punt Returns

- 0.....Georgia, 2022 CFP National Championship
- 0.....Notre Dame, 2021 CFP Semifinal (Rose)
- 0.....Clemson, 2019 CFP National Championship
- 0.....Clemson, 2017 CFP Semifinal (Sugar)
- 0.....Texas, 2010 BCS National Championship
- 0.....Colorado, 2007 Independence
- 0.....Illinois, 1982 Liberty
- 0.....UCLA, 1976 Liberty
- 0.....Notre Dame, 1975 Orange

Most Punt Return Yards

- 136.....Nebraska, 1972 Orange
- 95.....Miami (Fla.), 1993 Sugar
- 68.....Michigan, 1997 Outback
- 68.....Washington, 1986 Sun
- 44.....Missouri, 1968 Gator

Fewest Punt Return Yards

- 2Michigan, 2020 Citrus
- 1Kansas State, 2022 Sugar
- 0Georgia, 2022 CFP National Championship
- 0Notre Dame, 2021 CFP Semifinal (Rose)
- 0Clemson, 2019 CFP National Championship
- 0Clemson, 2017 CFP Semifinal (Sugar)
- 0Texas, 2010 BCS National Championship
- 0Colorado, 2007 Independence
- 0Oklahoma State, 2006 Independence
- 0Illinois, 1982 Liberty
- 0UCLA, 1976 Liberty
- 0Notre Dame, 1975 Orange

KICKOFF RETURNS

Most Kickoff Returns

- 8UCLA, 1976 Liberty
- 8Colorado, 1969 Liberty
- 8Syracuse, 1953 Orange
- 7Michigan State, 2011 Capital One
- 7Miami (Fla.), 1993 Sugar
- 7Nebraska, 1967 Sugar

Fewest Kickoff Returns

- 0Ohio State, 2021 CFP National Championship
- 0Clemson, 2019 CFP National Championship
- 0Nebraska, 1972 Orange
- 0Penn State, 1959 Liberty
- 18 times - most recent: Georgia, 2022 CFP National Championship

Most Kickoff Return Yards

- 222Colorado, 1969 Liberty
- 171Michigan State 2011 Capital One
- 150Notre Dame, 1973 Sugar
- 146Miami (Fla.), 1993 Sugar
- 141UCLA, 1976 Liberty

Fewest Kickoff Return Yards

- 0Ohio State, 2021 CFP National Championship
- 0Clemson, 2019 CFP National Championship
- 0Nebraska, 1972 Orange
- 0Penn State, 1959 Liberty
- 8Notre Dame, 2021 CFP Semifinal (Rose)

FUMBLES

Most Fumbles

- 11Ole Miss, 1964 Sugar
- 6USC, 1946 Rose
- 6Duke, 1945 Sugar
- 6Texas A&M, 1942 Cotton
- 5Baylor, 1981 Cotton
- 5Nebraska, 1967 Sugar
- 5Boston College, 1943 Orange

Fewest Fumbles

- 012 times - most recent: Cincinnati, 2021 CFP Semifinal (Cotton) (Others - Ohio State, 2021 CFP National Championship; Clemson, 2019 CFP National Championship; Oklahoma, 2018 CFP Semifinal (Orange); Georgia, 2018 CFP National Championship; Clemson, 2017 CFP Semifinal (Sugar); Virginia Tech, 1998 Music City; Michigan, 1988 Hall of Fame; Texas, 1982 Cotton; Ohio State, 1978 Sugar; Texas, 1973 Cotton; Syracuse, 1953 Orange)

Most Fumbles Lost

- 6Ole Miss, 1964 Sugar
- 5Texas A&M, 1942 Cotton
- 4Baylor, 1981 Cotton
- 4Nebraska, 1966 Orange
- 4Penn State, 1959 Liberty
- 4Stanford, 1935 Rose
- 4Washington State, 1931 Rose

Fewest Fumbles Lost

- 029 times - most recent: Kansas State, 2022 Sugar

PENALTIES

Most Penalties

- 11Oklahoma, 2014 Sugar
- 11Minnesota, 2004 Music City
- 11Miami (Fla.), 1990 Sugar
- 10Georgia, 2022 CFP National Championship
- 10Utah, 2009 Sugar
- 10Texas Tech, 2006 Cotton
- 10Michigan, 2000 Orange
- 10Louisville, 1991 Fiesta

Fewest Penalties

- 0Texas, 1973 Cotton
- 111 times - most recent: Clemson, 2019 CFP National Championship (Others - North Carolina, 1993 Gator; Michigan, 1988 Hall of Fame; Washington, 1986 Sun; Arkansas, 1980 Sugar; Notre Dame, 1975 Orange; Oklahoma, 1963 Orange; Texas, 1948 Sugar; Duke, 1945 Sugar; Texas A&M, 1942 Cotton; Washington, 1926 Rose)

Most Penalty Yards

- 115Michigan, 2000 Orange
- 95Oklahoma, 2014 Sugar
- 94Colorado, 1969 Liberty
- 91Utah, 2009 Sugar
- 89Rice, 1954 Cotton

Fewest Penalty Yards

- 0Texas, 1973 Cotton
- 5Michigan, 1988 Hall of Fame
- 5Oklahoma, 1963 Orange
- 5Texas, 1948 Sugar
- 5Duke, 1945 Sugar
- 5Texas A&M, 1942 Cotton

SCORING

Most Points

- 47Colorado, 1969 Liberty
- 45Oklahoma, 2014 Sugar
- 44Clemson, 2019 CFP National Championship
- 42Ohio State, 2014 CFP Semifinal (Sugar)
- 40Clemson, 2016 CFP National Championship

Fewest Points

- 0Michigan State, 2015 CFP Semifinal (Cotton)
- 0LSU, 2012 BCS National Championship
- 0Oklahoma, 1963 Orange
- 0Washington State, 1931 Rose
- 2Baylor, 1981 Cotton

Most Points in Any Quarter

- 25Louisville, 1991 Fiesta (1st)
- 21Clemson, 2017 CFP National Championship (4th)
- 21Utah, 2009 Sugar (1st)
- 21Colorado, 2007 Independence (2nd)
- 21Michigan, 2000 Orange (3rd)
- 21Missouri, 1968 Gator (4th)

Most Points – First Quarter

- 25Louisville, 1991 Fiesta
- 21Utah, 2009 Sugar
- 14Clemson, 2019 CFP National Championship
- 14Clemson, 2016 CFP National Championship
- 14Oklahoma, 2014 Sugar
- 14Nebraska, 1972 Orange
- 14Boston College, 1943 Orange

Most Points – Second Quarter

- 21Colorado, 1969 Liberty
- 17Clemson, 2019 CFP National Championship
- 17Oklahoma, 2014 Sugar
- 17Oklahoma State, 2006 Independence
- 14Ohio State, 2014 CFP Semifinal (Sugar)
- 14Colorado, 2007 Independence
- 14Ohio State, 1995 Citrus
- 14Michigan, 1988 Hall of Fame
- 14Nebraska, 1972 Orange
- 14Oklahoma, 1970 Bluebonnet
- 14Texas, 1965 Orange
- 14Rice, 1954 Cotton

Most Points – Third Quarter

- 21Michigan, 2000 Orange
- 14Ohio State, 2014 CFP Semifinal (Sugar)
- 14Virginia Tech, 1998 Music City
- 14Army, 1988 Sun
- 13Clemson, 2019 CFP National Championship

Most Points – Fourth Quarter

- 21Clemson, 2017 CFP National Championship
- 21Missouri, 1968 Gator
- 20Georgia, 2022 CFP National Championship
- 16Clemson, 2016 CFP National Championship
- 16Colorado, 1969 Liberty

Most Points In Any Half

- 31Clemson, 2019 CFP National Championship
- 31Oklahoma, 2014 Sugar (1st)
- 31Colorado, 1969 Liberty (1st)
- 28Clemson, 2017 CFP National Championship (2nd)
- 28Virginia Tech, 1998 Music City (2nd)
- 28Nebraska, 1972 Orange (1st)

Most Points – First Half

- 31Clemson, 2019 CFP National Championship (1st)
- 31Oklahoma, 2014 Sugar
- 31Colorado, 1969 Liberty
- 28Nebraska, 1972 Orange
- 25Louisville, 1991 Fiesta

Most Points – Second Half

- 28Clemson, 2017 CFP National Championship
- 28Virginia Tech, 1998 Music City
- 27Georgia, 2022 CFP National Championship
- 26Clemson, 2016 CFP National Championship
- 24Oklahoma, 2018 CFP Semifinal (Orange)

Fewest Points in a Win

- 7Penn State, 1959 Liberty
- 13Notre Dame, 1975 Orange
- 13California, 1938 Rose
- 14Texas, 1982 Cotton
- 17Texas, 1973 Cotton

Most Points in a Loss

- 40Clemson, 2016 CFP National Championship
- 28Army, 1988 Sun
- 28Nebraska, 1966 Orange
- 25Colorado, 1991 Blockbuster
- 24Ohio State, 2021 CFP National Championship
- 24Colorado, 2007 Independence

TOUCHDOWNS

Most Total Touchdowns

- 6Clemson, 2019 CFP National Championship
- 6Oklahoma, 2014 Sugar
- 6Colorado, 1969 Liberty
- 5Clemson, 2017 CFP National Championship
- 5Clemson, 2016 CFP National Championship
- 5Ohio State, 2014 CFP Semifinal (Sugar)
- 5Michigan, 2000 Orange
- 5Virginia Tech, 1998 Music City
- 5Louisville, 1991 Fiesta
- 5Miami (Fla.), 1990 Sugar
- 5Nebraska, 1972 Orange
- 5Missouri, 1968 Gator

FIELD GOALS

Most Field Goals Made

- 32 times - most recent: Michigan, 2020 Citrus (Others - Georgia, 2018 CFP National Championship)
- 214 times - most recent: Kansas State, 2022 Sugar (Others - Cincinnati, 2021 CFP Semifinal (Cotton); Oklahoma, 2018 CFP Semifinal (Orange); Clemson, 2018 CFP Semifinal (Sugar); Clemson, 2016 CFP National Championship; Ohio State, 2015 CFP Semifinal (Sugar); Texas, 2010 BCS National Championship; Oklahoma State, 2006 Independence; Minnesota, 2004 Music City; Iowa State, 2001 Independence; Michigan, 1997 Outback; Miami (Fla.), 1993 Sugar; Washington, 1986 Sun; Penn State, 1975 Sugar)

ALABAMA BOWL/CFP RECORDS
INDIVIDUAL BESTS

RUSHING

Most Rushing Attempts

- 36.....Derrick Henry vs. Clemson, 2016 CFP National Championship
- 28.....Derrick Lassic vs. Miami (Fla.), 1993 Sugar
- 28.....Bobby Humphrey vs. Washington, 1986 Sun
- 28.....Ricky Moore vs. SMU, 1983 Sun
- 27.....Sherman Williams vs. Ohio State, 1995 Citrus
- 27.....Bobby Humphrey vs. Michigan, 1988 Hall of Fame
- 27.....Johnny Musso vs. Oklahoma, 1970 Bluebonnet

Most Yards Rushing

- 204.....Brian Robinson Jr. vs. Cincinnati, 2021 CFP Semifinal (Cotton)
- 180.....Bo Scarbrough vs. Washington, 2016 CFP Semifinal (Peach)
- 166.....Sherman Williams vs. Ohio State, 1995 Citrus
- 161.....Shaun Alexander vs. Michigan, 2000 Orange
- 159.....Bobby Humphrey vs. Washington, 1986 Sun

Most Touchdowns Rushing

- 3.....Shaun Alexander vs. Michigan, 2000 Orange
- 2.....Najee Harris vs. Ohio State, 2021 CFP National Championship
- 2.....Najee Harris vs. Michigan, 2020 Citrus
- 2.....Damien Harris vs. Oklahoma, 2017 CFP Semifinal (Orange)
- 2.....Bo Scarbrough vs. Clemson, 2017 CFP National Championship
- 2.....Bo Scarbrough vs. Washington, 2016 CFP Semifinal (Peach)
- 2.....Derrick Henry vs. Michigan State, 2015 CFP Semifinal (Cotton)
- 2.....Mark Ingram vs. Michigan State, 2011 Capital One
- 2.....Eddie Lacy vs. Michigan State, 2011 Capital One
- 2.....Mark Ingram vs. Texas, 2010 BCS
- 2.....Trent Richardson vs. Texas, 2010 BCS

Longest Rushing Touchdown

- 68.....Bo Scarbrough vs. Washington, 2016 CFP Semifinal (Peach)
- 67.....Dixie Howell vs. Stanford, 1935 Rose
- 64.....Bobby Humphrey vs. Washington, 1986 Sun
- 62.....Eddie Lacy vs. Michigan State, 2011 Capital One
- 58.....Kenyan Drake vs. Michigan State, 2016 CFP Semifinal (Cotton)

PASSING

Most Pass Attempts

- 57.....Bryce Young vs. Georgia, 2022 CFP National Championship
- 52.....David Smith vs. Army, 1988 Sun
- 45.....Mac Jones vs. Ohio State, 2021 CFP National Championship
- 43.....Gary Hollingsworth vs. Miami (Fla.), 1990 Sugar
- 40.....Jeff Dunn vs. Michigan, 1988 Hall of Fame

Most Pass Completions

- 36.....Mac Jones vs. Ohio State, 2021 CFP National Championship
- 35.....Bryce Young vs. Georgia, 2022 CFP National Championship
- 33.....David Smith vs. Army, 1988 Sun
- 27.....Gary Hollingsworth vs. Miami (Fla.), 1990 Sugar
- 25.....Mac Jones vs. Notre Dame, 2021 CFP Semifinal (Rose)
- 25.....Jake Coker vs. Michigan State, 2015 CFP Semifinal (Cotton)

Most Yards Passing

- 464.....Mac Jones vs. Ohio State, 2021 CFP National Championship
- 412.....David Smith vs. Army, 1988 Sun
- 387.....AJ McCarron vs. Oklahoma, 2014 Sugar
- 369.....Bryce Young vs. Georgia, 2022 CFP National Championship
- 335.....Jake Coker vs. Clemson, 2015 CFP National Championship

Best Completion Percentage

- 1.000.....Tyler Watts vs. Michigan (6-6), 2000 Orange
- 1.000.....Harry Gilmer vs. Duke (8-8), 1945 Sugar
- .889.....Tua Tagovailoa vs. Oklahoma (24-27), 2018 CFP Semifinal (Orange)
- .833.....Mac Jones vs. Notre Dame (25-30), 2021 CFP Semifinal (Rose)
- .833.....Jake Coker vs. Michigan State (25-30), 2015 CFP Semifinal (Cotton)
- .833.....Richard Todd vs. Penn State (10-12), 1975 Sugar

Longest Pass Completion

- 85.....Mac Jones to Jerry Jeudy vs. Michigan, 2020 Citrus
- 68.....Jalen Hurts to O.J. Howard vs. Clemson, 2017 CFP National Championship
- 67.....AJ McCarron to DeAndrew White vs. Oklahoma, 2014 Sugar
- 63.....Jake Coker to O.J. Howard vs. Clemson, 2016 CFP National Championship
- 63.....AJ McCarron to DeAndrew White vs. Oklahoma, 2014 Sugar

RECEIVING

Most Receptions

- 12.....DeVonta Smith vs. Ohio State, 2021 CFP National Championship
- 9.....Amari Cooper vs. Ohio State, 2014 CFP Semifinal (Sugar)
- 9.....Amari Cooper vs. Oklahoma, 2014 Sugar
- 9.....Marco Battle vs. Army, 1988 Sun
- 9.....Greg Payne vs. Army, 1988 Sun

Most Yards Receiving

- 215.....DeVonta Smith vs. Ohio State, 2021 CFP National Championship
- 204.....Jerry Jeudy vs. Michigan, 2020 Citrus
- 178.....Ray Perkins vs. Nebraska, 1967 Sugar
- 155.....Sherman Williams vs. Ohio State, 1995 Citrus
- 139.....Jerry Jeudy vs. Clemson, 2019 CFP National Championship
- 139.....DeAndrew White vs. Oklahoma, 2014 Sugar

Most Touchdowns Receiving

- 3.....DeVonta Smith vs. Ohio State, 2021 CFP National Championship
- 3.....DeVonta Smith vs. Notre Dame, 2021 CFP Semifinal (Rose)
- 2.....O.J. Howard vs. Clemson, 2016 CFP National Championship
- 2.....Calvin Ridley vs. Michigan State, 2015 CFP Semifinal (Cotton)
- 2.....Amari Cooper vs. Ohio State, 2014 CFP Semifinal (Sugar)
- 2.....Amari Cooper vs. Notre Dame, 2013 BCS National Championship
- 2.....Ray Perkins vs. Nebraska, 1966 Orange
- 2.....Don Hutson vs. Stanford, 1935 Rose

ALL-PURPOSE YARDS

- 359*.....Sherman Williams (116 Rush, 155 Rec., 38 KOR) vs. Ohio State, 1995 Citrus
- 239.....DeVonta Smith (215 Rec., 6 KOR, 18 PR) vs. Ohio State, 2021 CFP National Championship
- 223.....Bobby Humphrey (149 Rush, 34 Rec., 21 KOR) vs. Washington, 1986 Sun
- 218.....Kenyan Drake (196 KOR, 21 Rec., 1 Rush) vs. Clemson, 2016 CFP
- 207.....Javier Arenas (134 KOR, 73 PR) vs. Utah, 2009 Sugar

TOTAL OFFENSE

- 475.....Mac Jones (464 Pass, 11 Rush) vs. Ohio State, 2021 CFP National Championship Game
- 382.....David Smith (412 Pass, -30 Rush) vs. Army, 1988 Sun
- 344.....AJ McCarron (387 Pass, -43 Rush) vs. Oklahoma, 2014 Sugar
- 327.....Mac Jones (327 Pass, 0 Rush) vs. Michigan, 2020 Citrus
- 327.....Tua Tagovailoa (318 Pass, 9 Rush) vs. Oklahoma, 2018 CFP Semifinal (Orange)

SCORING

Most Points Scored

- 19.....Bobby Luna vs. Syracuse, 1953 Orange (2 TDs, 7 PATs)
- 18.....Najee Harris vs. Ohio State, 2021 CFP National Championship (3 TDs)
- 18.....DeVonta Smith vs. Ohio State, 2021 CFP National Championship (3 TDs)
- 18.....DeVonta Smith vs. Notre Dame, 2021 CFP Semifinal (Rose) (3 TDs)
- 18.....Derrick Henry vs. Clemson, 2016 CFP National Championship (3 TDs)
- 18.....Shaun Alexander vs. Michigan, 2000 Orange (3 TDs)
- 18.....Bobby Humphrey vs. Washington, 1986 Sun (3 TDs)

KICKOFF RETURNS

Most Kickoff Returns

- 7.....Christian Jones vs. Ohio State, 2014 CFP Semifinal (Sugar)
- 7.....Sherman Williams vs. Ohio State, 1995 Citrus
- 6.....Steve Williams vs. Nebraska, 1972 Orange
- 5.....Kenyan Drake vs. Clemson, 2016 CFP National Championship
- 5.....Javier Arenas vs. Utah, 2009 Sugar

Most Kickoff Return Yards

- 196.....Kenyan Drake vs. Clemson, 2016 CFP National Championship
- 146.....Sherman Williams vs. Miami, 1993 Sugar
- 134.....Javier Arenas vs. Utah, 2009 Sugar
- 122.....Steve Williams vs. Nebraska, 1972 Orange
- 104.....Christian Jones vs. Oklahoma, 2014 Sugar

Longest Kickoff Return

- 95.....Kenyan Drake vs. Clemson, 2016 CFP National Championship
- 62.....Lou Ikner vs. Penn State, 1979 Sugar
- 61.....Joey Jones vs. Texas, 1982 Cotton

PUNT RETURNS

Most Returns

- 6.....David Palmer vs. Colorado, 1991 Blockbuster
- 5.....Trevon Diggs vs. Georgia, 2018 CFP National Championship
- 5.....Cyrus Jones vs. Michigan State, 2015 CFP Semifinal (Cotton)
- 5.....David Palmer vs. Miami, 1993 Sugar
- 5.....Willie Shelby vs. Notre Dame, 1975 Sugar

Most Punt Return Yards

- 108.....Freddie Milons vs. Michigan, 2000 Orange (1 TD, 62 yards)
- 86.....Javier Arenas vs. Oklahoma State, 2006 Independence (1 TD, 86 yards)
- 95.....Sherman Williams vs. Miami, 1993 Sugar
- 80.....Cyrus Jones vs. Michigan State, 2015 CFP Semifinal (Cotton)
- 74.....David Palmer vs. Colorado, 1991 Blockbuster

Longest Punt Return

- 86.....Javier Arenas (TD) vs. Oklahoma State, 2006 Independence
- 80.....Cecil Ingram (TD) vs. Syracuse, 1953 Orange
- 78.....Sherman Williams (TD) vs. Miami, 1993 Sugar
- 73.....Javier Arenas (TD) vs. Utah, 2009 Sugar
- 72.....Jimmie Nelson (TD) vs. Texas A&M, 1942 Cotton

PUNTING

Most Punts

- 10.....JK Scott (458 yards) vs. Clemson, 2017 CFP National Championship
- 10.....Woody Umphrey (388 yards) vs. Penn State, 1979 Sugar
- 10.....Frank Mann (419 yards) vs. Missouri, 1968 Gator
- 9.....Patrick Morgan (310 yards) vs. Michigan, 2000 Orange
- 9.....Chris Mohr (412 yards) vs. Washington, 1986 Sun

Most Punting Yards

- 458.....JK Scott (10 punts) vs. Clemson, 2017 CFP National Championship
- 419.....Frank Mann (10 punts) vs. Missouri, 1968 Gator
- 412.....Chris Mohr (9 punts) vs. Washington, 1986 Sun
- 388.....Woody Umphrey (10 punts) vs. Penn State, 1979 Sugar
- 385.....JK Scott (7 punts) vs. Ohio State, 2014 CFP Semifinal (Sugar)

Best Punting Average

- 55.0.....JK Scott (7 for 385) vs. Ohio State, 2014 CFP Semifinal (Sugar)
- 50.0.....Mike Bernier (2 for 100) vs. Clemson, 2019 CFP National Championship
- 49.2.....Cody Mandell (4 for 197) vs. Notre Dame, 2013 BCS National Championship
- 49.0.....Mike Bernier (6 for 294) vs. Michigan, 2020 Citrus
- 47.5.....JK Scott (6 for 285) vs. Georgia, 2018 CFP National Championship

FIELD GOALS

Most Field Goal Attempts

- 7.....Jeremy Shelley vs. LSU, 2012 BCS National Championship
- 5.....Will Reichard vs. Georgia, 2022 CFP National Championship
- 5.....Tim Davis vs. Ole Miss, 1964 Sugar
- 4.....Andy Papanastous vs. Georgia, 2018 CFP National Championship
- 3.....Leigh Tiffin vs. Utah, 2009 Sugar
- 3.....Leigh Tiffin vs. Colorado, 2007 Independence
- 3.....Michael Proctor vs. Ohio State, 1995 Citrus
- 3.....Philip Doyle vs. Army, 1988 Sun
- 3.....Peter Kim vs. Baylor, 1981 Cotton

Most Field Goals Made

- 5.....Jeremy Shelley vs. LSU, 2012 BCS National Championship
- 4.....Will Reichard vs. Georgia, 2022 CFP National Championship
- 4.....Tim Davis vs. Ole Miss, 1964 Sugar
- 3.....Leigh Tiffin vs. Colorado, 2007 Independence
- 3.....Philip Doyle vs. Army, 1988 Sun
- 3.....Peter Kim vs. Baylor, 1981 Cotton

Longest Field Goal Made

- 52.....Leigh Tiffin vs. Utah, 2009 Sugar
- 51.....Philip Doyle vs. Michigan, 1988 Hall of Fame
- 50.....Greg Gantt vs. Texas, 1973 Cotton
- 49.....Will Reichard vs. Kansas State, 2022 Cotton
- 48.....Will Reichard vs. Georgia, 2022 CFP National Championship
- 48.....Van Tiffin vs. USC, 1985 Aloha
- 48.....Tim Davis vs. Ole Miss, 1964 Sugar

INTERCEPTIONS

Most Interceptions

- 3.....Jeremiah Castille vs. Illinois, 1982 Liberty
- 2.....Javier Arenas vs. Texas 2010 BCS
- 2.....Kermit Kendrick vs. Washington, 1986 Sun
- 2.....Steve Wade vs. Texas, 1973 Cotton

Longest Interception Return

- 88.....Dwayne Rudd (TD) vs. Michigan, 1997 Outback
- 75.....Hugh Morrow (TD) vs. Duke, 1945 Sugar
- 60.....Buster Hill (TD) vs. Syracuse, 1953 Orange
- 49.....Mark McMillian vs. Colorado, 1991 Blockbuster

OPPONENT BOWL/CFP RECORDS
INDIVIDUAL BESTS

RUSHING

Attempts

- 37.....Marion Barber III, Minnesota (2004 Music City)
- 35.....Bob Anderson, Colorado (1969 Liberty)
- 32.....Vic Bottari, California (1938 Rose)
- 29.....Laurence Maroney, Minnesota (2004 Music City)
- 28.....Jim Grisham, Oklahoma (1963 Orange)

Rushing Yards

- 265.....Dicky Moegle, Rice (1954 Cotton)
- 254.....Bob Anderson, Colorado (1969 Liberty)
- 234.....Jamie Morris, Michigan (1988 Hall of Fame)

- 230.....Ezekiel Elliott, Ohio State (2014 CFP Semi at Sugar Bowl)
- 187.....Marion Barber III, Minnesota (2004 Music City)

Rushing Touchdowns

- 3.....Terry McMillan, Missouri (1968 Gator)
- 3.....Dicky Moegle, Rice (1954 Cotton)
- 3.....Mike Holovak, Boston College (1943 Orange)
- 2.....Master Teague III, Ohio State (2021 CFP National Championship)
- 2.....Travis Etienne, Clemson, (2019 CFP National Championship)
- 2.....Ezekiel Elliott, Ohio State (2014 CFP Semi at Sugar Bowl)
- 2.....Keith Toston, Oklahoma State (2006 Independence)
- 2.....Marion Barber III, Minnesota (2004 Music City)
- 2.....Lamont Pegues, Virginia Tech (1998 Music City)
- 2.....Alan Lowry, Texas (1973 Cotton)
- 2.....Greg Pruitt, Oklahoma (1970 Bluebonnet)
- 2.....Ernie Koy, Texas (1965 Orange)
- 2.....George Clark, Duke (1945 Sugar)

PASSING

Attempts

- 56.....Deshaun Watson, Clemson (2017 CFP National Championship)
- 56.....Gino Torretta, Miami (Fla.) (1993 Sugar)
- 55.....Tony Eason, Illinois (1982 Liberty)
- 47.....Deshaun Watson, Clemson (2016 CFP National Championship)
- 46.....Tom Brady, Michigan (2000 Orange)

Completions

- 36.....Deshaun Watson, Clemson (2017 CFP National Championship)
- 35.....Tony Eason, Illinois (1982 Liberty)
- 34.....Tom Brady, Michigan (2000 Orange)
- 32.....Trevor Knight, Oklahoma (2014 Sugar)
- 30.....Deshaun Watson, Clemson (2016 CFP National Championship)

Passing Yards

- 451.....Browning Nagle, Louisville (1991 Fiesta)
- 423.....Tony Eason, Illinois (1982 Liberty)
- 420.....Deshaun Watson, Clemson (2017 CFP National Championship)
- 405.....Deshaun Watson, Clemson (2016 CFP National Championship)
- 369.....Tom Brady, Michigan (2000 Orange)

Touchdown Passes

- 4.....Deshaun Watson, Clemson (2016 CFP National Championship)
- 4.....Trevor Knight, Oklahoma (2014 Sugar)
- 4.....Tom Brady, Michigan (2000 Orange)
- 3.....Trevor Lawrence, Clemson (2019 CFP National Championship)
- 3.....Deshaun Watson, Clemson (2017 CFP National Championship)
- 3.....Brian Johnson, Utah (2009 Sugar)
- 3.....Cody Hawkins, Colorado (2007 Independence)
- 3.....Craig Erickson, Miami (Fla.) (1990 Sugar)
- 3.....Bob Churchich, Nebraska (1966 Orange)

Interceptions Thrown

- 5.....Derace Moser, Texas A&M (1942 Cotton)
- 4.....Garret Gilbert, Texas (2010 BCS National Championship)
- 4.....Tony Eason, Illinois (1982 Liberty)
- 3.....Gino Torretta, Miami (Fla.) (1993 Sugar)
- 3.....Browning Nagle, Louisville (1991 Fiesta)
- 3.....Kris Jenner, Illinois (1982 Liberty)

RECEIVING

Receptions

- 12.....Freddie Brown, Utah (2009 Sugar)
- 10.....Hunter Renfrow, Clemson (2017 CFP National Championship)
- 10.....Jordan Shipley, Texas (2010 BCS National Championship)
- 10.....David Terrell, Michigan (2000 Orange)
- 9.....Tyson DeVree, Colorado (2007 Independence)
- 9.....Corey Holliday, North Carolina (1993 Gator)

Receiving Yards

- 153.....Justyn Ross, Clemson (2019 CFP National Championship)
- 150.....David Terrell, Michigan (2000 Orange)
- 146.....Joey Galloway, Ohio State (1995 Citrus)
- 142.....James Sterling, Texas A&M (1942 Cotton)
- 127.....Mike Martin, Illinois (1982 Liberty)
- 125.....Freddie Brown, Utah (2009 Sugar)
- 125.....Corey Holliday, North Carolina (1993 Gator)

Receiving Touchdowns

- 3.....David Terrell, Michigan (2000 Orange)
- 2.....Hunter Renfrow, Clemson (2017 CFP National Championship)
- 2.....Hunter Renfrow, Clemson (2016 CFP National Championship)
- 2.....Jalen Saunders, Oklahoma (2014 Sugar)
- 2.....Jordan Shipley, Texas (2010 BCS National Championship)
- 2.....Tyson DeVree, Colorado (2007 Independence)
- 2.....Joey Galloway, Ohio State (1995 Citrus)
- 2.....Tony Jeter, Nebraska (1966 Orange)



1926 ROSE BOWL

Alabama 20, Washington 19

PASADENA, Calif. (Jan. 1, 1926) — Trailing 12-0 at halftime, Coach Wallace Wade's Alabama team battled back in the second half to capture a thrilling 20-19 win over Washington in the Crimson Tide's first bowl outing. It was a game that was long remembered as one of the best contests in Rose Bowl history and Alabama's victory brought new and permanent national respect for Southern football.

Washington's great halfback, George Wilson, lived up to his pregame billing. He rushed for 134 yards and completed five passes for 77 yards and two touchdowns. But injuries put him out of the game for 22 minutes. It was during those 22 minutes that the Crimson Tide scored all of its points.

During the 38 minutes that Wilson was healthy and on the field, the Huskies scored three touchdowns and gained 300 yards. During the 22 minutes he was on the sidelines nursing an injury, Washington gained just 17 yards and failed to score, giving up all three scores that Alabama would need to win in the third quarter in what many considered the greatest Rose Bowl game played to that point.

"As George Wilson went, so went Washington," wrote famed sportswriter Damon Runyan. "If there was ever a one-man football team, George was it. When Wilson was on the field it was a ball game."

Wilson was named the game's most outstanding player, but his greatness was not enough to prevent an Alabama victory. Alabama had some stars of its own as quarterback "Pooley" Hubert and halfback Johnny Mack Brown wreaked havoc on the Washington defense, especially when Wilson was not on the field.

"He is a great football player, this George Wilson — one of the very greatest," Runyan wrote. "His brief absence probably made a big difference to Washington, but, still 'Pooley' Hubert was always on hand for Alabama. It was a great team that the South sent to California to take its part in the Tournament of Roses, probably the greatest that ever came out of the South."

Wilson missed the third quarter, and that's when Alabama scored its 20 points, all in seven minutes. First it was Hubert scoring from the one with Bill Buckler kicking the point after. After holding Washington and forcing a punt, Grant Gillis faded back from his own 41 and found Johnny Mack Brown at the Husky 25, who eluded one tackler and continued untouched on a 59-yard touchdown pass and run.

A fumble gave Alabama another chance at the Washington 30. On first down Hubert told Brown to run as fast as he could for the goal. "When I reached the three, I looked around," said Brown. "Sure enough, the ball was coming down over my shoulder. I took it in stride, used my stiff arm on one man and went over carrying somebody. The place was really in an uproar."

Washington scored a final time in the fourth quarter but couldn't overcome the Alabama lead.

SCORE BY QUARTERS

	1	2	3	4	-	F
Alabama	0	0	20	0	-	20
Washington	6	6	07	-	-	19

Attendance: 55,000 (capacity: 57,000).



1927 ROSE BOWL

Alabama 7, Stanford 7

PASADENA, Calif. (Jan. 1, 1927) — Alabama head coach Wallace Wade's Crimson Tide was invited to return for the 1927 renewal after another perfect season. His great backs of 1925 were gone, and he was not wealthy in reserves. But it was a team wealthy with colorful nicknames: "Lovely" Barnes, "Goofy" Bowdoin, "Snake" Vines and "Rosy" Caldwell.

The game matched two of college football's legendary coaches: Wallace Wade of Alabama and Glenn "Pop" Warner of Stanford. As usual, the Rose Bowl stadium was packed with record crowd of 57,417. Gross receipts were \$218,047 — the highest ever. Approximately \$100,000 was refunded.

Both teams entered the game undefeated and would end the game there, as well, with Stanford finishing 10-0-1 and Alabama 9-0-1 and sharing the national championship. Stanford was the No. 1 team in the nation under the Dickinson System, and awarded the Rissman Trophy, while Alabama was No. 1 in the Helms System (The Associated Press poll would not begin until 1936).

For Stanford, it was All-American Ted Shipkey doing most of the damage against the Crimson Tide. Stanford dominated the game statistically (305 total yards to 98) but played "stale" as one writer described it throughout. Fumbles were frequent and Stanford missed on two chances to score inside the 10-yard line. Stanford scored first on a 20-yard pass play from George Bogue to end Ed Walker, who ran the final 15 yards for the touchdown. Bogue, who had missed an 18-yard field goal earlier in the first period, then kicked the point-after and Stanford had a 7-0 lead that would last until the game's final moments.

After scoreless second and third quarters, it appeared Stanford was on its way to a shutout, but Alabama center Clarke "Babe" Pearce blocked a punt by Stanford's Frankie Wilton, giving Alabama the ball on the 14-yard line. Into the game went 170-pound Jimmy Johnston at halfback. A dislocated shoulder had prevented him from playing much that season, but he had been regarded as one of the finest backs in the South prior to the injury.

Wu Winslett started the march with a run for three yards, then Johnson raced forward for seven to the Stanford four-yard line. Winslett smashed for three yards to the one. Then Johnson banged into right guard, the resistance crumpling under his charge. It was 7-6 now and a ruse was coming up next.

As the teams lined up for the crucial extra point attempt with the crowd respectfully hushed, captain Emile Barnes barked signals. Suddenly, someone shouted "signals off." Stanford's line stood at ease in anticipation of another signal sequence. At that moment center Gordon Holmes snapped the ball to Winslett, who touched it down. Unrushed and with plenty of time, Herschel Caldwell smoothly kicked it through the posts and over the bar.

The 7-7 game ended three plays later.

SCORE BY QUARTERS

	1	2	3	4	-	F
Alabama	0	0	07	-	-	7
Stanford	7	0	00	-	-	7

Attendance: 57,417 (capacity: 57,000).



1931 ROSE BOWL

Alabama 24, Washington State 0

PASADENA, Calif. (Jan. 1, 1931) — Head Coach Wallace Wade's last Alabama team before he left for Duke typified the personality of the coldly efficient strategist. Alabama crushed Washington State, 24-0, before a crowd of 60,000. Wade announced on New Year's Eve that he planned to start his second team. The sportswriters were incredulous. But Wade, who felt Alabama was two touchdowns better, meant it and, in fact, did open with his second unit.

The Cougars entered the field dressed completely in red from head to toe. Their helmets, jerseys, pants, socks and shoes were red. The play seemed to work early on, as the Cougars held the upper hand most of the first quarter but didn't come close to scoring.

Late in the period Wade inserted his first string and things began to pop. The Crimson Tide rushed for 21 points in the second quarter — much like its 20-point third quarter in 1926 that spelled defeat for a stunned Washington team — and another field goal in the third to win, 24-0. Much of the damage was done in a wild, six-minute stretch.

After 13 straight plays on the ground, from its own 39, Alabama left end Jimmy Moore returned and sped into his own backfield when the march reached the WSU 43-yard line. He received the ball from fullback Johnny Cain, took a few steps and spiraled a long pass downfield. Left halfback John "Flash" Suther gathered it in full stride on the Washington State 22 and raced untouched to the end zone to complete the 43-yard scoring play.

Crimson Tide center Jess Eberdt intercepted a Cougar pass on the WSU 47. From the WSU 41, Moore again passed, hitting end Ben Smith on the Cougar one where he outfought three Cougar defenders to make the catch. "Monk" Campbell powered in for the score from a yard out on the next play.

Lightning struck quickly the next time Alabama got the ball. Campbell, on a beautifully setup fake to Moore, shot through left guard, wriggled free of a State man's clutches and bolted 43 yards to score. In that quick stretch, the Crimson Tide had settled the issue for the day.

Wade's second team was on the field in the third quarter when the final points were registered. Guard J. B. "Ears" Whitworth, later head coach at Alabama, kicked a 30-yard field goal for the game's final points.

It was a dominant victory for the Crimson Tide. Alabama ran for 232 yards and passed for 101 for a total of 333 yards of total offense. Washington State only mustered 204 total yards and only once seriously threatened to score, fumbling its only real scoring chance on the Alabama 1-yard line.

SCORE BY QUARTERS

	1	2	3	4	-	F
Alabama	0	21	30	-	-	24
Washington State	0	0	00	-	-	0

Attendance: 60,000 (capacity: 83,000).



1935 ROSE BOWL

Alabama 29, Stanford 13

PASADENA, Calif. (Jan. 1, 1935) — “Dixie Howell, the human howitzer from Hartford, Ala., blasted the Rose Bowl dreams of Stanford today with one of the greatest all-around exhibitions football has ever known,” was the lead written by legendary sportswriter Grantland Rice. Alabama blasted Stanford, 29-13, with Howell teaming with the incomparable pass catching end, Don Hutson, to electrify the crowd of 84,474 with a 22-point second quarter explosion.

Stanford’s “Vow Boys,” named for their vow as freshmen to never lose again to USC after a loss to the freshman team in 1932, were now juniors. There was nothing tricky about Alabama’s game this day — the Crimson Tide relied on the lethal, immortal connection of Howell and Hutson to pass for 214 yards.

In the entire calendar year of 1934 — including the 1934 Rose Bowl game — this Stanford team had given up a total of 21 points. In the 13 minutes before halftime in the 1935 Rose Bowl game, Alabama scored 22. In those 15 minutes, Alabama completed eight-of-nine passes for 150 yards and gained another 106 yards on the ground. Howell gained 96 yards in the air on four completions to Hutson and three more to end Paul “Bear” Bryant. Howell also had a sensational 67-yard sprint for a touchdown.

Alabama had the ball for four plays in the first quarter and collected four yards. Stanford actually opened the scoring. Recovering a fumble on the Alabama 29-yard line, Stanford — carried by Bobby Grayson, “Bones” Hamilton and “Buck” Van Dellen — thundered through the Alabama defense and marched straight to a 7-0 lead. Then came the Crimson Tide’s reinforcements.

Howell completed a 17-yard pass to Hutson, then threw completions of 12 and 15 yards to other receivers before Howell scored from the five early in the second quarter to tie the game. As rules allowed in those days, Stanford chose to kick off as if to show Alabama’s score was a fluke. Howell started the ensuing possession with a 25-yard pass to Hutson, then passed to Bryant for 18 and then back to Hutson for five more. On fourth down with the ball on the Stanford 9, Hutson held while Riley Smith kicked a 22-yard field goal for a 6-7 Alabama lead. Still not convinced, Stanford stubbornly kicked off again.

On the second play following the kickoff, Howell swung to his right and swerved for the sidelines and raced 67 yards for a touchdown that sent the crowd to its feet, agog at this masterly piece of running. Alabama now led, 16-7.

Joe Riley replaced Howell at quarterback, but the results were similar. He hit Hutson with a 54-yard pass for a touchdown on Alabama’s next possession to end the half and seal the verdict with a 22-7 Crimson Tide lead.

From the Alabama 41, the duo struck again. Hutson caught Howell’s long spiral on the Stanford 30 and sprinted in from there for his second touchdown, this one spanning a total of 59 yards to close the scoring.

When Howell left the game in the fourth quarter after a 52-yard punt, he had accounted for 239 yards of total offense (71 yards rushing, 160 yards passing), while completing 9-of-12 passes, punted six times for an average of 43.8 yards, and returned four kickoffs for 74 yards. All told, he amassed 313 all-purpose yards. Hutson finished the day with eight catches for 164 yards and two scores.

SCORE BY QUARTERS

	1	2	3	4	- F
Alabama	0	22	0	7	- 29
Stanford	7	0	6	0	- 13

Attendance: 84,474 (capacity: 83,000).



1938 ROSE BOWL

(2) California 13, (4) Alabama 0

PASADENA, Calif. (Jan. 1, 1938) — Head Coach Frank Thomas’ 1937 Alabama team was not one of his best, but none was better coached or accomplished quite so much with what it had. After four previously victorious trips to Pasadena, Alabama finally faced the other side of the outcome in its fifth Rose Bowl appearance as the Golden Bears of California dominated the Crimson Tide, 13-0.

This Crimson Tide team had experienced several close calls in the season on the way to this Rose Bowl berth. Sandy Sanford literally kicked his team to Pasadena, winning two crucial games with field goals. In the Tulane game, Sanford booted a 32-yard field goal late in the fourth quarter when Alabama had only six men on the line of scrimmage. The illegal formation was undetected by officials and the Tide won, 9-6. Later in the season, Sanford beat Vanderbilt, 9-7, with another late-game field goal. In the Rose Bowl, however, there was no opportunity for Sanford’s heroics.

California, coached by Leonard B. “Stub” Allison, demonstrated too much power and speed, better balance, and some exceptionally skilled and rugged players in center Bob Herwig, end Perry Schwartz, quarterback Johnny Meek, guard Vard Stockton, and halfback Sam Chapman, the latter soon to become a major league outfielder.

But the star of the game was Vic Bottari, a junior tailback who started his career as a virtual nonentity on the Golden Bear squad. Bottari scored both touchdowns against Alabama on almost identical plays in the second and third quarters, quick, well-escorted trips around right end of three and five yards, respectively. Bottari rushed for 137 yards and both touchdowns in the game.

The scoring started soon after California’s Sam Chapman punted to Alabama’s safety, who was hit so hard by end Perry Schwartz that the ball squirted to the turf, and Schwartz recovered. California punched over the first touchdown to culminate a 63 yard, 13-play land march. Alabama couldn’t check driving, brutal power smashes accompanied by paralyzing blocking. Bottari scored from four yards out to give the Golden Bears a lead they would never lose.


The second scoring drive, this one in the third quarter, was an uncanny resemblance of the first. California took over on the Alabama 48-yard line, and Chapman and Bottari led another hard-charging ground march that took nine plays (no passes) to reach paydirt. Bottari again punched it in, this time from 5 yards out. Chapman missed the extra point, but it wouldn’t matter.

Alabama threatened twice in the game, reaching the Bears’ 2- and 7-yard lines, but they fumbled both times. In fact, because of the four fumbles Alabama lost, the Cal victory was criticized as one wrought with bad breaks for the Tide that, inversely, were good breaks for the Bears. But the consensus was that those “breaks” were actually forced fumbles caused by strong, hard tackling by the Cal defenders.

SCORE BY QUARTERS

	1	2	3	4	- F
Alabama	0	0	0	0	- 0
California	6	7	6	0	- 13

Attendance: 89,650 (capacity: 87,677).



1942 COTTON BOWL

(20) Alabama 29, (9) Texas A&M 21

DALLAS (Jan. 1, 1942) — It was the early days of World War II, so the nation’s attention certainly wasn’t focused on football, but what the crowd at the Cotton Bowl Stadium witnessed on the first day of 1942 would be long remembered as one of the most unlikely football games ever played. Alabama’s opportunistic Crimson Tide whipped Texas A&M, 29-21, under very bizarre circumstances.

The Crimson Tide made only one first down while A&M had 13. Alabama gained only 75 yards total offense, as opposed to 309 for the Aggies. The Tide completed just one pass while A&M completed 13 and Alabama ran just 33 plays, as opposed to 81 by the Aggies. Yet the Tide led 29-7 midway in the fourth quarter and held off an Aggie rush at the end to wind up with what remains to this day one of the most amazing bowl wins in history.

In spite of all the statistical anomalies, the only significant statistics were seven Alabama pass interceptions and five fumble recoveries, for a total of 12 turnovers by A&M. Perhaps only one fact made the difference in this game — Alabama had Jimmie Nelson while the Aggies didn’t.

The Aggies scored first. Leo Daniels set up the touchdown on his first play in the game by returning a punt 44 yards to the Alabama 18-yard line. Three plays later — on the second play of the second quarter — Daniels pitched a pass to end Herman Cowley for a 12-yard touchdown. Jake Webster’s kick gave A&M a 7-0 lead.

Alabama responded less than three minutes later. Daniels fumbled and Alabama tackle Don Whitmire recovered the ball on the Aggie 25. Nelson connected with Holt Rast on a 17-yard pass to the Aggie 8. On third down, Nelson crossed up the Aggie defense on a beautifully executed reverse as he started to the right, then handed the ball to halfback Russ Craft, who raced to the left to go the eight yards for a touchdown.

Nelson stopped an Aggie threat with an interception in the end zone at the end of the first half to preserve the tie. Nelson then put the Tide ahead for good, taking Derace Moser’s low line drive kick at the 28 and following a convoy of blockers to complete a 72-yard kickoff return for a touchdown and a 13-7 Crimson Tide lead. Hecht’s try for the extra point was blocked.

Late in the third quarter, Nelson again scored. Daniels fumbled a Nelson punt and Alabama end Sam Sharp recovered at the Aggie 21. On the first play, Nelson started to the right, cut back through the Aggie left tackle and managed to avoid six tacklers on a 21-yard touchdown run. Hecht’s conversion gave the Tide a 20-7 lead.

Early in the fourth quarter, an interception led to a 31-yard field goal by Hecht for a 23-7 Alabama lead. A Nelson punt that rolled dead on the Aggie 4-yard line enabled the Tide to the margin a short time later. Passing from his own 10-yard line, A&M’s Moser fired a pass to Aggie end Jake Webster, who tipped it into the hands of Rast, who promptly returned the intercepted pass 12 yards for a touchdown. Hecht’s conversion kick was blocked.

Alabama claimed its fourth victory in six bowl games. Alabama coach Frank Thomas clearly had his team prepared for the Aggies, the nation’s leading passing team. The victory was a typical Alabama bowl victory as the Tide simply wasted few scoring opportunities; seizing every break and making them pay off.

SCORE BY QUARTERS

	1	2	3	4	- F
Alabama	0	7	13	9	- 29
Texas A&M	0	7	0	14	- 21

Attendance: 38,000 (capacity: 46,200).



1943 ORANGE BOWL

(10) Alabama 37, (8) Boston College 21

MIAMI (Jan. 1, 1943) — Stung by two first quarter Boston College touchdowns, Alabama's All-American center Joe Domnanovich called his team into a huddle as they awaited a kickoff. "Don't give up," he said, simply but firmly. "We haven't had a chance to go with the ball yet. We're going to receive and we're going to run them into the ground."

Twenty minutes later, at halftime, Alabama was in front, 22-21, and won the game, 37-21.

Mike Holovak, the Eagles' swift-striding right halfback, scored on runs of 65 and 35 yards to put Boston College in front early. Then Alabama went to work.

Russ Craft, Dave Brown, Johnny August and Russ Mosley tore off big chunks of turf and the Eagle defense caved in. Bobby Tom Jenkins raced 40 yards for one score. Boston College made a comeback effort and went ahead 21-19 just before halftime, but George Hecht booted a 25-yard field goal to put Alabama on top, 22-21, at intermission. The Tide added 15 more points in the second half.

Wheeler Leeth scored on a 14-yard pass from Mosley, Ted Cook grabbed a 17-yard scoring aerial from August, Jenkins scored twice on runs of 40 and one, and August faked a pass and ran around right end for a 15-yard score. Hecht kicked a field goal and two extra points and Domnanovich even put two points on the board by tackling an Eagle in the end zone for a safety.

Bill Cullingham, a columnist for the Boston Post, wrote, "When you're beaten as clearly and as splendidly as was Boston College today, the only thing to do is stand and salute as the victors go by. It was a fine game, played in the truest tradition of sportsmanship, brilliantly won and gallantly lost in a magnificent setting, so in taste with the times that none who saw it will ever forget it."

SCORE BY QUARTERS

	1	2	3	4	- F
Alabama	0	22	6	9	- 37
Boston College	14	7	0	0	- 21

Attendance: 30,000 (capacity: 23,330).



1945 SUGAR BOWL

(11) Duke 29, Alabama 26

NEW ORLEANS (Jan. 1, 1945) — To say that the 1945 Sugar Bowl game was charged with drama every minute, it wouldn't be much of an exaggeration. The lead changed four times. The outcome was uncertain until the last second.

The heart-throbbing finish pulled 72,000 people out of their seats. In the final analysis, it was the power and experience of Duke's Navy trainees that prevailed over Alabama's inspired wartime civilian group, 29-26.

Harry Gilmer hit the tough Duke line hard for important gains and made many tackles, personally downing the Blue Devils ball carrier after every kickoff. One of Gilmer's passes stood out. Forced far back, Gilmer tripped over one Duke man. Two more Blue Devils got a piece of him. Suddenly, he broke loose for an instant, leaped high, and whipped the ball 41 yards to Ralph Jones, a big end.

On the game's final play, Gilmer fired another long pass to Jones, who just missed scoring a touchdown on a 33-yard gainer to Duke's 25. It was written and said that, at the time, never had one so young performed so brilliantly in a bowl game.

Duke led early, 7-0, but Gilmer's aerial attack set up three Crimson Tide touchdowns before Duke could score again, making it 19-13 at halftime.

Trailing 20-19 early in the fourth quarter, Alabama threw back the Blue Devils on the Tide 12. But the Crimson Tide surged forward again, this time with Hugh Morrow intercepting a Cliff Lewis pass and running 78 yards for the score.

Duke took the kickoff and drove to the Alabama 1-yard line before the Crimson Tide held on a goal-line stand, getting the ball back on downs.

With three minutes remaining, Alabama coach Frank Thomas took a calculated risk and sent in orders to give up two points through an intentional safety. Thomas hoped for a long, high punt from the 20 by John Wade, who would have plenty of time.

The strategy backfired. The punt sailed 40 yards. Duke's George Clark returned it 20 yards to Alabama's 40, from where the Blue Devils cracked the Tide defense for the winning touchdown in two inspired runs.

SCORE BY QUARTERS

	1	2	3	4	- F
Alabama	7	6	7	9	- 26
Duke	12	7	0	7	- 29

Attendance: 72,000 (capacity: 72,000).



1946 ROSE BOWL

(3) Alabama 34, (11) USC 14

PASADENA, Calif. (Jan. 1, 1946) — This was Alabama's sixth trip to the Rose Bowl and, although the Crimson Tide had enjoyed great success against the West Coast powers, a lot of that region's news media and fans had always said, "You've never played USC." There wasn't much of that commentary after the outcome of this one as Alabama won, 34-14.

At halftime, Alabama led 20-0. Troy's 21 plays had resulted in a net loss of 24 yards. Not until the score was 27-0 in the third quarter did USC make a first down.

Alabama's "wooden horse" toppled the men of Troy like no team ever before. USC had won eight straight Pasadena battles since 1923. Fortunately, Alabama head coach Frank Thomas was merciful. For Thomas it was his last bowl trip as a coach. His health began to fail in 1946 and he was forced to give up coaching in 1947. He died May 10, 1954.

Alabama outgained USC 351 to 41. Troy's running offense netted just six yards.


Harry Gilmer, the Crimson Tide's extraordinary passer, threw only 11 times, resulting in one touchdown. But he ran for 116 yards on 16 carries. Hal Self scored twice, sneaking over from the one and on a 24-yard Gilmer pass. Gilmer went over from the one, and Lowell Tew hit left guard from the two for points and Norwood Hodges scored up the middle on a one-yard plunge. Hugh Morrow kicked four extra points.

The resounding victory assured Thomas a place among the all-time coaching greats. Some 15 years later, Alabama team captain Tom Whitley remarked: "Coach Thomas's system would go today. He used innovations no scout could capture with notes and against which no defense could be surely set."

SCORE BY QUARTERS

	1	2	3	4	- F
Alabama	7	13	7	7	- 34
USC	0	0	0	14	- 14

Attendance: 94,000 (capacity: 87,677).



1948 SUGAR BOWL

(5) Texas 27, (6) Alabama 7

NEW ORLEANS (Jan. 1, 1948) — It is a peculiar fact that some of the most celebrated backs in the Southeastern Conference came to grief in New Orleans in their final game. Names coming to mind of those so ill-fated are Billy Cannon (1960), Johnny Majors (1957), Hank Lauricella (1952), and Harry Gilmer (1948).

Three years before, Gilmer, the Alabama sharpshooter, had heard the multitudes' roar of applause in the Sugar Bowl. It was a far cry from the reaction of 72,000 fans who saw Texas thwart Gilmer and the Crimson Tide, 27-7. He completed only three of his 11 passes and ran for a mere five yards. Loudest cheers went to Texas quarterback Bobby Layne. He sent the ball aloft 24 times and made connections ten times for 183 yards.

Both ground attacks were virtually ineffective as Alabama rushed for 41 yards and Texas to 59.

The Tide was not outplayed to the extent the score would indicate. The difference could have been a touchdown. The first half ended in a 7-7 standoff. Texas' last three touchdowns were achieved by defensive alertness. Or, to say it another way, Alabama committed three expensive errors — having a punt blocked, having a pass intercepted and run back for a touchdown, and fumbling deep in its own territory.

The left side of the Longhorns' line swarmed into the backfield when Norman Mosley tried to punt from Alabama's 25 in the third quarter. Left tackle George Petrovich blocked the kick and left guard Vic Vasicek recovered in the end zone for a touchdown.

Alabama appeared to wilt after that but displayed the heart to stall Texas drives twice within its 10. Then, with six minutes left and the Tide gambling to tie or win, Gilmer was rushed hard and threw desperately over oncoming Longhorns' upraised arms. End Lewis Holder intercepted the soft, short, high pitch. He raced for the red flag at the corner of the field 18 yards away, just making it in.

A few plays after that, Holder pounced on a Gilmer fumble five yards from another touchdown. Layne scored that one on a sneak.

In addition to the times they reached the promised land the Longhorns, in writing a brilliant finale to Blair Cherry's first season as head coach, missed the boat on several other occasions. In the second quarter Texas went from the Alabama 46 to the 12 where Rebel Steiner knocked down Layne's fourth down pass intended for Billy Pyle, who was a great back all afternoon.

Again in the third quarter, Texas went from the Alabama 45 to the 27 where another passing attack died. But the Steers came back knocking and went to the seven before bogging down. Layne finally attempted a field goal from the 15, but it was partially blocked. Texas also missed a third score in the fourth period when a 65-yard drive carried all the way to within one foot of the Crimson Tide goal. But there the center of the Crimson forward wall rose up and smacked down Jimmy Canady on a try through the middle.

The result was a shock to Alabama followers who expected the large senior contingent, stars of freshman and sophomore appearances in bowl games, to finish in grand fashion. Texas was faster, more powerful, and deserved to win.

SCORE BY QUARTERS

	1	2	3	4	-	F
Texas	7	0	7	13	-	27
Alabama	0	7	0	0	-	7

Attendance: 72,000 (capacity: 72,000).



1953 ORANGE BOWL

(9) Alabama 61, (14) Syracuse 6

MIAMI (Jan. 1, 1953) — New Year's Day 1953 was the first on which football fans could see, through the medium of television, bowl games in Pasadena, Dallas, New Orleans, and Miami. Receipts increased greatly with bigger checks for competing schools and their conference brethren.

Meanwhile, Alabama crushed Syracuse, champion of the East, 61-6, in the Orange Bowl. Many in the crowd of 66,280 left in the third quarter so they could see more of other bowl games on TV at home.

Because the game was lasting so long, an Orange Bowl committee man reportedly approached the timekeeper and suggested the game, nearly three hours old at the time, might be sped up because it was about to be cut off the network.

Fifteen records were set in the fiasco, televised nationally by CBS. Even the deepest Alabama substitutes among the 46 Crimson Tide players were record-minded. "We didn't want to leave any still standing," explained tackle Van Marcus.

Alabama rushed for 286 yards and passed for 300. Its total offense of 586 yards and the sum of 818 for both teams were Orange Bowl records.

It was a close contest for a quarter when Alabama led, 7-6. After two periods the score was 20-6. And in the second half, "I just couldn't stop them," said Coach Harold (Red) Drew, a native of Maine who came to Alabama as end coach under Frank Thomas and developed Don Hutson, Paul Bryant, and Holt Rast, among others.

Soon after the game the Orange Bowl committee signed contracts with the Big Eight (then Big Seven) and the Atlantic Coast Conference. Their representatives met for the next five years.

SCORE BY QUARTERS

	1	2	3	4	-	F
Alabama	7	14	20	20	-	61
Syracuse	6	0	0	0	-	6

Attendance: 89,650 (capacity: 87,677).



1954 COTTON BOWL

(6) Rice 28, (13) Alabama 6

DALLAS (Jan. 1, 1954) — Rice's Dicky Moegle rolled back the Crimson Tide with one of the greatest exhibitions of football history, scoring touchdowns on runs of 79, 95 and 34 yards while gaining a total of 265 yards as the Owls swamped Alabama, 28-6 in the Cotton Bowl.

On Moegle's second touchdown run, one of the weirdest events in bowl history occurred when Alabama fullback Tommy Lewis leaped off the bench as Moegle was roaring past, along the 45-yard line, and downed him with a fierce block. At the time, Moegle was steaming along with only one man having a chance — and that a doubtful one — of stopping him.

Rice was leading, 7-6, midway in the second quarter. The Owls were in possession on their own 5. Alabama had just muffed a scoring opportunity. Moegle, taking a handoff from quarterback LeRoy Fenstemaker, went around right end as his blockers did their job efficiently and headed for the Alabama goal line.

As Moegle approached midfield near the sidelines in front of the Alabama bench, it appeared no player could stop him. No one, that is, except Lewis, who was on the bench, and suddenly ran onto the field bareheaded, and threw his body into Moegle's legs. Moegle was felled on Alabama's 41. Then the alternate captain of the Tide retreated quickly to the spot he had vacated and sat there with his head down in embarrassment as Coach Red Drew stood before him and looked at Lewis in disbelief. Referee Cliff Shaw ruled that Moegle should be credited with a touchdown. The play had started on the Owl 5-yard-line and thus was good for 95 yards.

Although Tide coach Harold (Red) Drew said the Lewis incident had no demoralizing effect on his team, the Southeastern Conference champions were never the same again. A letdown was evident.

It was Lewis who plunged the final foot for a touchdown on a 47-yard advance in the first quarter. Rice went ahead on a 79-yard run by Moegle. Moegle scurried 34 yards for another touchdown in the third period as he gained 265 yards of his team's whopping 379 rushing yards. He carried the ball only 11 times, averaging 24.1 yards. After this game, Moegle held four Cotton Bowl records and three all-time major bowl records.


In the third quarter, Moegle sizzled through right tackle and went 34 yards to score. In the final period, he almost did it again as he raced 20 yards down the right sideline. Center Ralph Carrigan caught Moegle by a heel to prevent him scoring again. The Owls gained a total of 448 yards to Alabama's 225. Moegle was the difference in the game. Except for his unbridled running, the affair might have been close. Rice was hampered by the early loss of its All-American fullback Kosse Johnson, who went out in the first period when his ailing ankle was sprained again.

The scoring action began when quarterback Bart Starr stole a Rice pass to put the ball in Alabama's possession on the Owl 49. Lewis surged through the middle of the line for 15 yards. On a keeper play, Starr got 12 through left tackle. Lewis got 13 more in two tries to put the ball on the 5. Rice was offside on the next play. With the ball on the 1, Lewis managed to get the ball to within inches of the goal line and then leaped high for the touchdown. The Rice line rolled him back, but he had crossed the line with his forward motion. The extra point try of Halfback Bobby Luna was blocked and Alabama led 6 to 0.

SCORE BY QUARTERS

	1	2	3	4	-	F
Rice	0	14	7	7	-	28
Alabama	6	0	0	0	-	6

Attendance: 75,504 (capacity: 75,504).



1959 LIBERTY BOWL (12) Penn State 7, (10) Alabama 0

PHILADELPHIA (Dec. 19, 1959) — Quarterback Galen Hall led Penn State to a 7-0 victory over Alabama in the first Liberty Bowl game. Hall's pass to Roger Kochman on a fake field goal was good for 18 yards and the touchdown on the last play of the second period. Sam Stellatella added the extra point by placement and that was the ball game.

Fumbles plagued both clubs, each team losing the ball four times. In addition, Alabama recovered three of its own. The rash of fumbles was attributed to the 42-degree temperature that seemed colder because of a brisk wind.

Penn State completely dominated the first half but fizzled on three scoring chances before finally breaking through. The Nittany Lions fumbled and lost the ball on the Alabama eight in the first period. In the second quarter, they got to the one, but Hall's fourth down pass misfired. A field goal attempt by Stellatella from the Alabama 12 was blocked by Billy Richardson.

After a four-yard punt against the stiff wind by Tommy White, Penn State had one more chance on the Alabama 22 with less than a minute to go. They ran off one play, gaining four yards, and then came Hall's scoring pass to Kochman. This was the trickiest coach Rip Engle had promised. It was Penn State's first fake field goal of the season.

Hall took over early in the second period after Lucas left the game because of a hip injury. Penn State's talented triple threat quarterback never got back into the ball game. While he was in, Lucas gained 54 yards in nine carries and completed one of four passes for 23 yards. Lucas, however, was the leading ground gainer.

On the fake field goal, Hall appeared to be ready to hold the ball for Stellatella's kick. Instead, he bounced up and pitched to Kochman, who made his way through the startled Alabama defense. It was Alabama's first defeat since its opening loss to Georgia, and Penn State's ninth victory in 11 games.

Two beautiful quick kicks by Gary O'Steen that carried 61 and 64 yards with the help of a following wind, kept Penn State penned up most of the first period. Still the Nittany Lions managed an 89-yard march to the Alabama 1 before Don Cochran, who recovered two fumbles, pounced on a ball jarred loose from Kochman.

Jay Huffman was named the outstanding lineman of the day for his fine center play and excellent linebacking. Engle's Penn State club, which has used a variety of formations in a successful season, leaned heavily to the unbalanced line with both ends on the same side of the center. In the dressing room, Alabama coach Paul "Bear" Bryant had this comment: "We just got a good old sound thrashing."


It was Penn State's first bowl victory in three attempts. In the dressing room, Coach Engle smiled as he said, "We beat them at their own game - defense."

A crowd of 36,211 braved the elements at cavernous Philadelphia Municipal Stadium (later named John F. Kennedy Stadium).

SCORE BY QUARTERS

	1	2	3	4	-	F
Penn State	7	0	0	0	-	7
Alabama	0	0	0	0	-	0

Attendance: 36,211 (capacity: 102,000).



1960 BLUEBONNET BOWL (9) Alabama 3, Texas 3

HOUSTON (Dec. 17, 1960) — A pair of linemen provided all the scoring as Texas and Alabama battled to a 3-3 deadlock in the second annual Bluebonnet Bowl played in Rice Stadium. A crowd of 68,000 saw Alabama End Tommy Brooker boot a 30-yard field goal in the third period to put the Crimson Tide out front. Then Texas tackle Dan Petty kicked a 20-yard field goal with just 3:44 left to play as the underdog Longhorns tied the score.

Alabama, with a 7-1-1 season record, went into the game as a slim one-point favorite. Except for one strong Alabama threat in the fading seconds of the first period, the game was one of booming punts by Texas' Bobby Nunis and Alabama's Laurien Stapp. The defenses played a mighty role in the game. Texas contained one Alabama drive on the one-yard line, and the Tide blunted Texas' offense and kept the Longhorns bottled up in their own end of the field most of the game.

Alabama got its score midway in the third period. Texas was forced to punt. Nunez' kick was taken on the Tide 40 by Bill Piper, who returned all the way to the Texas 34. Pat Trammel and Mike Fracchia worked to the 28 on two plays. Skelton hit and Norbie Ronsonnet with a pass on the 14. Wilson carried to the 13 and then the Tide lost two downs on incomplete passes.

With fourth down and seven needed for a first down, the Tide elected to try a field goal. The ball was spotted on the 20-yard line and Brooker neatly toed it through the uprights with 7:21 remaining in the period.

Texas took the following kickoff and marched from the 23 to the Alabama 19 and bogged down. Petty came in for a field goal try. The ball was spotted on the 25, but Petty's kick was wide to the left. The big gainer in the Texas march was a 38-yard pass play from Mike Cotten to James Saxton. Texas finally broke into the scoring deep in the last period.

The Longhorns took over on a punt on the 26 and marched to the Tide three in 13 plays. A personal foul against Alabama aided the Texans in a key spot.

Texas pulled a fake field goal on the seven. Petty went in to boot, but instead of kicking, Cotton flipped a pass to Jack Collins on the four. Texas kicked its game-tying field goal on a fourth down and three situation. The ball was spotted on the 10 and Petty kicked good.


Alabama tried to come back via passes, but only got as far as the Texas 35. Texas mustered enough drive to move back into Bama territory and Petty attempted his third field goal try of the day from the 25. The kick was made just as the final gun sounded, but the kick was wide.

Statistics showed Texas had the best offense of the day, picking up 11 first downs to four and outgaining the Tide 124 yards to 65 on the ground. Alabama picked up 151 yards passing to 108 for Texas.

SCORE BY QUARTERS

	1	2	3	4	-	F
Alabama	0	0	3	0	-	3
Texas	0	0	0	3	-	3

Attendance: 68,000 (capacity: 70,000).



1962 SUGAR BOWL (1) Alabama 10, (9) Arkansas 3

NEW ORLEANS (Jan. 1, 1962) — Alabama's defense proved to be the difference once again as the national collegiate football champs carved out a 10-3 victory over stubborn Arkansas in the Sugar Bowl Classic.

Alabama wasted no time in lighting up the scoreboard. With only eight minutes gone in the opening period, the Crimson Tide moved 79 yards, with Fullback Mike Fracchia's 43-yard dash to the Porker's 12 highlighting the march. Quarterback Pat Trammell, who called a near perfect game, carried the remainder of the way on a rollout.

A record crowd of 82,910 watched as Tim Davis booted a 32-yard field goal in the second period to put Alabama out in front, 10-0.

Coach Frank Broyles' Razorbacks, finding it hard to puncture Bama's granite like defense, cut the Tide's lead to seven points when Mickey Cissell split the uprights with a 23-yard field goal in the third period. Alabama Head Coach Paul "Bear" Bryant, who guided the Crimson Tide to a perfect season (11-0), was bubbling with joy.

"I thought it was a great game," Bryant said with a smile. "I'm as proud of them as if the score had been 100-0. We came to play. Our boys rose up real well and stopped them on the big plays."

"Fracchia didn't let them catch their breath with his shots up the middle and Trammell, like always, did whatever he had to do. Our boys did a good job stopping Lance Alworth. He's a good competitor, but we just didn't give him a chance today. If we had, it could have been a different ball game."

Trammell, the Southeastern Conference total offensive leader in 1961, repeatedly picked up yardage with his seemingly slow style of running. However, the decisive factor was the hot pursuit of the Alabama line. The Crimson Tide, champions of the SEC, showed why they had the best defensive record in the country in 1961. They swarmed into the Arkansas backfield all afternoon. At the end of the first half, Alabama halted a Razorbacks drive on its own 10 and in the third period, halted the Hogs on the seven.

"We knew when we went into the game that we were going to have trouble grinding out yardage against this team," Broyles said. "But, we never thought it would be this hard. We just couldn't get our offense going. I guess the main reason was Alabama's great defense. Bama's offense was just what we expected - tough and aggressive. Our boys were tight and uneasy in the first half. That didn't help, but when you're playing the number one team in the nation, you expect that. In the second half, I thought we did a respectable job."

The game ended almost like it started, on a note of high drama. It started when Arkansas surged down the field with Alworth catching a 31-yard pass from quarterback George McKinney on the Alabama 43, only to fumble. After failing to move, Alabama punted to the Razorbacks' 20. Two plays later, Arkansas was the beneficiary of a pass interference call that gave the Razorbacks the ball on the Tide 40. McKinney immediately went to the air again, tossing one that barely eluded Alworth's hands at the goal line.

Alabama knocked down another pass and then Butch Wilson jumped high to intercept a third and stepped out of bounds inches short of the goal. Trammell butted up the middle three times and failed to budge the Razorbacks' line.

SCORE BY QUARTERS

	1	2	3	4	-	F
Alabama	7	3	0	0	-	10
Arkansas	0	0	3	0	-	3

Attendance: 82,910 (capacity: 80,985).



1963 ORANGE BOWL

(5) Alabama 17, (8) Oklahoma 0

MIAMI (Jan. 1, 1963) — In the Alabama dressing room after the Crimson Tide's 17-0 Orange Bowl victory over Oklahoma, a photographer asked Coach Paul Bryant to spell the name of a player whose picture he had just taken.

"That's Namath, son — N-A-M-A-T-H," Bryant said. "But don't worry about it. You'll learn how to spell it in the next couple of years."

If the photographer was unfamiliar with the name, the crowd of 73,380 that attended the 1963 Orange Bowl game — and millions more watching on television — were not.

Long before that game, Bryant said the precocious young man from Pennsylvania was ahead of Babe Parilli (whom he coached at Kentucky) as a sophomore. He rated Namath "potentially the finest quarterback I've ever coached."

Namath piloted his team 61 yards in ten plays for a touchdown in the first quarter. From the Oklahoma 5-yard line, he faked a handoff and a short pass, whirled, and sailed a long pass into end Richard Williamson's hands in the end zone.

A sleight of hand pitch-out to halfback Cotton Clark resulted in a 15-yard scoring sprint in the second period. It was the third play after Billy Piper returned a punt by Joe Don Looney to the Sooners' 34. First, Namath threw a pass to Williamson, good for 20 yards.

Next, and finally, Namath conducted a Tide surge from Oklahoma's 33 to the two-yard line. There, it was fourth down. Tim Davis, Alabama's placekicker, toed a 19-yard field goal. This third quarter opportunity arose when Looney, the nation's leading punter with an average of 43.4 yards, was hurried by guard Frankie McClendon's rush and got off a kick of only seven yards.

Lee Roy Jordan was as fine a linebacker as has ever played in the South. Perhaps no one in college football in 1962 had his almost instinctive ability to seek out the ball carrier so quickly and bring him down so abruptly. It is doubtful if Bryant ever praised a player quite as much.


Jordan finished the game with an Alabama bowl record 31 tackles.

Fifteen seniors finished the best three years (29-2-2) Alabama had ever known to that point in football. Only a matter of a few inches, the distance by which Jack Hurlbut failed to make a two-pointer after the only touchdown against Georgia Tech (Tech won, 7-6), separated the Tide from two straight national championships.

SCORE BY QUARTERS

	1	2	3	4	-	F
Alabama	7	7	3	0	-	17
Oklahoma	0	0	0	0	-	0

Attendance: 73,380 (capacity: 72,000).



1964 SUGAR BOWL

(8) Alabama 12, (7) Ole Miss 7

NEW ORLEANS (Jan. 1, 1964) — This was no ordinary Sugar Bowl game. It snowed on the eve of the game and that was just the first of some unusual occurrences.

With junior standout quarterback Joe Namath suspended for disciplinary reasons, sophomore Steve Sloan, showing the poise and savvy of a veteran, guided the Crimson Tide to a 12-7 victory over the heavily favored Ole Miss Rebels, but it took four Tim Davis field goals to turn the trick.

Davis's kicks of 31, 46, 22 and 48 yards earned the senior from Columbus, Ga., the Outstanding Player award. His four field goals were a bowl record and his 48-yarder was the longest in bowl history at the time.

It was 3-0 after the first quarter, 9-0 at halftime and 12-0 going into the final quarter. The Rebels finally got on the scoreboard when Larry Smith took a five-yard pass from Perry Lee Dunn. Billy Irwin kicked good and it ended just that way, 12-7, Alabama.

With snow piled on the edge of the playing field, the Tide put on a great display of how to win under adversity. The alert Crimson Tide gobbled up six Rebels fumbles and intercepted three Rebels passes. And while Ole Miss piled up more yardage (248 to 194), it was Alabama that controlled the football by running 69 plays to only 48 for the Rebels.

In the final quarter the Tide defense stopped the Rebels on Alabama's 2, 9 and 28-yard lines to seal the verdict.

SCORE BY QUARTERS

	1	2	3	4	-	F
Alabama	3	6	3	0	-	12
Ole Miss	0	0	0	7	-	7

Attendance: 80,785 (capacity: 80,985).



1965 ORANGE BOWL

(5) Texas 21, (1) Alabama 17

MIAMI (Jan. 1, 1965) — Favoring a knee that he had severely injured earlier in the 1964 season, Alabama quarterback Joe Namath put on a memorable show while nearly pulling out a comeback victory, but the Texas Longhorns rose up to stop Namath inches short of the goal line late in the game to win, 21-17, over the national champion Crimson Tide.

Namath was a shoo-in for the game's Most Valuable Player honors, hitting on 18 of 37 passes for 255 yards and two touchdowns. All of this after his knee was hurting so much that he couldn't start the game.

Texas struck first, scoring with just 23 seconds left in the first quarter when big Ernie Koy sped 79 yards. In the second period, Jim Hudson fired a 69-yard bomb to George Sauer to put Texas on top, 14-0.

The Tide battled back, marching 87 yards, with Namath passing seven yards to sophomore Wayne Trimble for the score.

Texas got a couple of breaks for its next score just before halftime. The Longhorns were seemingly stopped and went for a field goal. Alabama's Creed Gilmer raced through to block it and David Ray recovered for the Tide and rambled three yards before fumbling. Texas recovered to regain possession.

On the next play Hudson went back to pass and was dumped by Jim Simmons for a loss, but on the play, Alabama was guilty of holding a receiver down field and it gave the Horns a first down on the Tide 13. Three plays later, Koy went around right end from the one and it was 21-7 at halftime.

Namath then put the Tide into motion in the second half. He hit Tommy Tolleson, Wayne Cook and Ray Perkins for passes to move to the Texas 20, then hurled a perfect strike to Perkins for the score. In the fourth quarter, Namath got the offense going again, only to bog down and have to settle for a David Ray field goal to cut it to 21-17.

Jimmy Fuller intercepted a Texas pass in the fourth quarter, then Namath and Steve Bowman moved the ball within inches of the Longhorn goal, but on fourth down, linebacker Tommy Nobis and the Texas line stopped Namath and ended Alabama's hopes.

Moments later, when Alabama swarmed into the offensive again, Pete Lammons, who played a titanic role for Texas on defense, snared a pass on the Texas 32, and that was the ball game. There was less than three minutes to play and time ran out for Alabama.

Koy, son of a former major league baseball player, was the leading ground gainer of the game. He ran for 145 yards in 24 tries for a 5.5 average.


Alabama's leading ground gainer was Bowman, with 23 yards in 10 carries. This gave an indication of the might of the Texas defense, rated fifth best in the country on the ground.

Steve Sloan, who started the game at quarterback for Alabama on a fragile knee hurt in the season's final game, threw seven times for 43 yards. He and Namath threw 44 passes between them - an Orange Bowl record at the time.

SCORE BY QUARTERS

	1	2	3	4	-	F
Texas	7	14	0	0	-	21
Alabama	0	7	7	3	-	17

Attendance: 73,647 (capacity: 72,000).



1966 ORANGE BOWL

(4) Alabama 39, (3) Nebraska 28

MIAMI (Jan. 1, 1966) — The third-ranked Nebraska Cornhuskers and the fourth ranked Alabama Crimson Tide both entered their Orange Bowl matchup with longshot aspirations at the National Championship. Things looked up by game time as number one ranked Michigan State was upset by UCLA in the Rose Bowl and number two ranked Arkansas fell victim to LSU in the Cotton Bowl. The scene was set for the winner of the Orange Bowl to claim the national crown.

The Orange Bowl featured two explosive offensive teams with different approaches to their attack. Bear Bryant's Crimson Tide used the accurate throwing arm of quarterback Steve Sloan to rebound from an early season loss to Georgia and a tie with Tennessee, while Bob Devaney's Cornhuskers hit the ground running averaging 290 rushing yards per game and 32.1 points per game.

Alabama took the first lead five and a half minutes into the game. Sloan guided the Tide on a 61-yard drive to score on a 21-yard pass play to Ray Perkins. Perkins grabbed the scoring pass at the 15 and wiggled away from a pair of defenders to skip into the end zone.

The Huskers rallied back early in the second to tie the score. The first Husker tally came on a 33-yard pass from quarterback Bob Churchich to end Tony Jeter. Alabama coach Bear Bryant gave quarterback Steve Sloan the green light to throw on any down who then opened up an offensive onslaught to bury the Huskers by halftime.

Alabama scored two touchdowns and a field goal in the second period to post a 24-7 lead by halftime. The first score followed a 39-yard Sloan to Perkins pass that took the ball down to the NU 13. Leslie Kelley took the ball over from 4 yards out for the touchdown. The second score followed a 93-yard Tide drive, capped by an 11-yard pass from Sloan to Perkins. A David Ray field goal later in the period sent the teams to the locker rooms with the Tide sporting a 17-point lead.

Nebraska pulled back into the game early in the third period on a 49-yard touchdown pass from Churchich to Ben Gregory, but the point-after kick was missed. The Tide lengthened their lead with a 1-yard touchdown run by Steve Bowman and a two-point conversion to make the score 32-13 after three periods.

Nebraska wasn't ready to give up in the fourth period. Churchich scored his first touchdown of the day on a 1-yard plunge. Alabama kept the comeback in check later in the period by turning in another Bowman touchdown run, this time from three yards out. Nebraska added a late 14-yard touchdown pass from Churchich to Tony Jeter, but it wouldn't be enough as the Crimson Tide claimed the National Championship with a 39-28 Orange Bowl win.


Sloan's 20 for 28 passing performance broke the Orange Bowl pass completion record, set just one year prior by fellow Tide quarterback Joe Namath. Sloan's 296 yards in the air also set a new Orange Bowl standard. Perkins finished his day with 9 completions for 159 yards.

Nebraska was held to 232 yards rushing, almost 60 yards below their average, and were victimized by four fumbles and an intercepted pass. The Huskers finished the season 10-1 and ranked number five in the nation by the Associated Press.

SCORE BY QUARTERS

	1	2	3	4	-	F
Alabama	7	17	8	7	-	39
Nebraska	0	7	6	15	-	28

Attendance: 72,214 (capacity: 72,000).



1967 SUGAR BOWL

(3) Alabama 34, (6) Nebraska 7

NEW ORLEANS (Jan. 1, 1967) — Nebraska's hopes for a revenge victory over Alabama's Crimson Tide in the 1967 Sugar Bowl Classic ended abruptly — the first play of the game, to be exact.

The Cornhuskers, 39-28 Alabama victims in the 1966 Orange Bowl, picked the Sugar Bowl for a chance to meet the Tide again, and by doing so became the only Big 8 team to land a spot in the four major bowls. But that was the only satisfaction the Huskers could gain as The Tide struck early and quickly established dominant superiority.

On the first play after the opening kickoff, Tide quarterback Kenny Stabler blazed the ball through the soggy, leaden skies to All America end Ray Perkins sailing full speed at the NU 40. Perkins wasn't hauled down until he hit the Husker 27. Seven plays later Alabama scored and launched the rout that was to see the Tide lead, 17-0 at the quarter, 24-0 at the half and 27-0 before the Huskers could muster a fourth-quarter touchdown and avert a shutout.

It was a convincing display of Alabama speed, quickness and determination as the Tide sought to become the only major unbeaten claimant to the national title.

Stabler's pin-point passing, Perkins' amazing pass catching skills and some fine running by Stabler — he won the Miller-Digby Memorial Trophy as the outstanding player of the game — put the Cornhuskers in a huge hole early and they were never able to regain the initiative.

The heavier Cornhuskers, unable to utilize their ball-control strategy against the lighter, swifter Tide, were forced to play catch-up from the opening gong and simply couldn't master Alabama's rock-ribbed defense until the final period.

Nebraska, led by quarterback Bob Churchich, made a game try — Churchich tied a pass attempt record (34), set a new completion record (21) and passed for 201 yards — but five interceptions (two against Churchich) dashed comeback hopes at every turn.

Alabama's win was bolstered by a solid edge in statistics. The Tide out-rushed Nebraska 157-84, out-passed the Huskers 279-213 and out-downed NU, 19-16.


The Cornhuskers finally broke the scoring ice on the first play of the fourth quarter when Churchich capped a 70-yard, 9-play with a 15-yard, scoring toss to junior fullback Dick Davis. Davis took the ball at the 10 and powered in for the Husker touchdown and Larry Wachholtz kicked the point-after conversion.

Following the game, Nebraska Coach Bob Devaney confirmed what most of the fans were thinking when he said: "The Alabama team today is the best football team I've ever seen - they're No. 1, all right."

SCORE BY QUARTERS

	1	2	3	4	-	F
Alabama	7	17	8	7	-	34
Nebraska	0	0	0	7	-	7

Attendance: 82,000 (capacity: 80,985).



1968 COTTON BOWL

Texas A&M 20, (8) Alabama 16

DALLAS (Jan. 1, 1968) — "The big plays won for us again," said head coach Gene Stallings of Texas A&M as he reviewed his team's 20-16 triumph over Alabama in the Cotton Bowl. Big plays and Alabama mistakes - the kind of mistakes that led Alabama head coach Paul "Bear" Bryant to contend earlier in the 1967 seasons that the defense can outscore the offense.

Alabama was making the mistakes and the Aggie defense was cashing in on them. Bryant, who coached Stallings at A&M in the 1950s, took the young man with him to Alabama as an assistant, lamented over his team's mistakes, but spent his time telling Stallings how proud he was that he could bring A&M out of a four-game losing streak to the Southwest Conference championship, then victory in the Cotton Bowl to run his winning string to seven.

Bryant came across the field and carried Stallings around like a football team often does a winning coach. Stallings couldn't help himself — the Bear outweighed him by about 75 pounds.

The Aggies took the field with a 6-4 record compared with proud Alabama's 8-1-1. The Aggies, playing in their first bowl game in 26 years while Alabama was in its 21st, cashed in on a pass interception and a recovered fumble for touchdowns, then saw Wendell Housley smash 33 yards in two runs for the touchdown that sealed the game.

Ken Stabler ran for two Alabama touchdowns, and Steve Davis kicked a 36-yard field goal for the Alabama scores. Stabler worried the Aggies throughout with his passing. He had three of his throws intercepted and was smothered repeatedly by the vicious Aggie rush. Alabama scored first on an 80-yard drive with Stabler running the last three yards. A&M's Tommy Maxwell intercepted a Stabler pass to set up the tying touchdown, made by Larry Stegent, who took a 13-yard toss from Hargett.

Davis kicked his field goal opening the second period, and Alabama led 10-7. With only 21 seconds left in the half, the Aggies scored after a 56-yard drive with Hargett throwing for 59, three of which made up for an Aggie loss. His seven-yard toss to Maxwell in the end zone brought the score. Charlie Riggs missed the extra point try when the ball hit the cross bar and A&M led 13-10 at the half.

A 28-yard kick by Davis set the Aggies up on their 48 early in the third period, and A&M, behind the passing of Hargett and the running of Housley, slammed 52 yards for the touchdown that gave A&M victory. Hargett passed for 10 and ran for one and Stegent ran for seven before Hargett turned it over to Housley, who battered the Alabama line for 13 yards and then 20 more and the touchdown.


Alabama came back fighting and surged 83 yards for a touchdown, with David Chatwood running for 28. Ed Morgan chipping in with a six-yard dash and Stabler passing for 41. Stabler got the score with a run over tackle from the seven. There was no more scoring as A&M failed to cash in on a Stabler interception and again fumbled the ball away on what appeared to be another touchdown drive.

The Aggies had pushed to the Alabama 22 when Hargett fumbled and Alvin Samples recovered on the Tide 27. The Tide then started its last desperate drive with Stabler throwing the football. The Tide was aided by a personal foul against the Aggies that put the ball on the Alabama 44. Stabler pitched to All-American Dennis Homan on the A&M but the Aggies held and took over on their 26.

SCORE BY QUARTERS

	1	2	3	4	-	F
Texas A&M	7	7	7	0	-	20
Alabama	7	3	6	0	-	16

Attendance: 75,000 (capacity: 75,504).



1968 GATOR BOWL

(16) Missouri 35, (12) Alabama 10

JACKSONVILLE, Fla. (Dec. 28, 1968) — Missouri startled Alabama with a newly-installed Power I offense that the Tigers perfected in secret workouts and blunted the Crimson Tide's attack with a vicious defense that swept the Tigers to a 35-10 victory before 68,011 in the 24th annual Gator Bowl.

It was the worst beating a Paul Bryant-coached Alabama team had ever suffered and the statistics told the story. Alabama had minus-45 yards rushing and a total offensive output of just 23 yards. Missouri banged out 402 yards rushing but didn't complete a single pass although it really wasn't necessary. Alabama made just six first downs to 21 for the Tigers.

McMillan scored three Tiger touchdowns on short runs and baffled Alabama throughout the nationally televised football battle with his deft pitchouts on the option. McMillan never completed a pass, but he never had to. He did have a pair of tosses picked off that gave Alabama its only points. Defensive back Donnie Sutton raced 38 yards with an interception for an Alabama touchdown in the second quarter, and Mike Dean's fourth quarter interception set up his 25-yard field goal.

The Missouri defense, anchored by ends Elmer Benhardt and Bill Schmitt, blunted Alabama's running and passing attack. Crimson Tide quarterbacks were thrown for losses nine times. Alabama, losing three games in a season for the first time since 1958, managed only three first downs in the first three quarters. The Tide stayed in contention until the late minutes only with the help of its two pass interceptions and a pair of Tiger fumbles.

But Roger Wehrli, Missouri's All-American safety, clinched the Tigers' fourth straight bowl triumph with a late interception that set up McMillan's third touchdown, a two-yard run. In the dosing minutes, Greg Cook ran 37 yards from scrimmage and Dennis Poppe raced 47 yards with an interception to pad the margin.

McMillan scored in the first quarter on a four-yard burst, and he gave the Tigers a 14-7 lead in the second period with a five-yard scoring run. The Tigers, who operated from the "regular I" during a 7-3 season, changed their attack during Gator Bowl workouts "to give us stronger running," Missouri head coach Dan Devine said.

The switch paid off with Cook, McMillan, Jim Harrison and Ron McBride all cracking through the Tide line. Missouri gained 404 yards rushing, with Cook collecting 179. Alabama gained only 45 yards on the ground and added but 68 through the air. Quarterback Scott Hunter was so harassed by the Missouri ends that he hit only seven of 25 throws and was thrown for losses totaling 61 yards.


Alabama, a slim favorite after its 8-2 season record, never led. The Tigers took the opening kickoff and McMillan drove the Tigers to a 7-0 lead in 11 plays. Alabama never led although the Tide did roll to a brief tie on Sutton's scoring interception.

Bryant had not lost three times in a season since his first year at Alabama in 1958. The Missouri explosion was particularly surprising because the Tigers rolled without completing a pass against a team that had given up only 104 points during the regular season.

SCORE BY QUARTERS

	1	2	3	4	-	F
Missouri	7	7	0	21	-	35
Alabama	0	7	0	3	-	10

Attendance: 68,011 (capacity: 70,000).



1969 LIBERTY BOWL

Colorado 47, Alabama 33

MEMPHIS, Tenn. (Dec. 13, 1969) — The enthusiastic Liberty Bowl committee wanted a high-scoring football game to enhance its reputation and they certainly got it when they matched Colorado and Alabama.

All-American Bob Anderson rushed for three touchdowns and 254 yards Saturday to lead the University of Colorado to a come-from-behind 47-33 victory over Alabama in the 11th annual Liberty Bowl.

Trailing 33-31 going into the final period, Anderson, who earlier had run four yards for a touchdown, turned in scoring jaunts of two and three yards to carry the Buffaloes to victory.

Alabama's Bear Bryant had told his team "honor and pride" were awaiting them if they could win the post-season game since they had posted the worst regular season record (6-4) in more than a decade.

Colorado jumped off to a 17-0 lead and went to the dressing room at halftime leading 31-19. Colorado scored on the opening drive with Ward Walsh blasting over from the 13 to cap an 80-yard drive in eight plays. Later in the quarter, Dave Haney kicked a 30-yard field goal to extend the Colorado lead to 10-0. The Buffaloes made it 17-0 via the power running of Anderson, who barged over from four yards out to cap an 80-yard march in just eight plays.

But the Tide got in a few surprises of their own, with dropback passer Scott Hunter dashing 31 yards on a surprise run to make it 17-7. Later in the quarter Alabama's George Ranager took a pitchout and got a key block from Johnny Musso to score from the six and it was 17-13, as Alabama went for two and failed.

But it took the Buffaloes only six plays to respond with Walsh popping over from the 15. Alabama wasn't finished, however, and drove 72 yards in seven plays to score with Musso going in from the two. Again, the Tide went for two and failed, but it was 24-19 with just 46 seconds left in the first half. Jim Duke's kickoff was fielded by Bob Mastern on the Buffs' 9, where Mastern handed the ball off to Steve Engle, who raced 91 yards to score for a 31-19 Colorado lead at halftime.

Alabama received to open the second half. On second and 10 from its 45-yard line, Neb Hayden arched a long pass to Griff Langston, who gathered it in and raced home to score, to trim the Colorado lead to 31-26.

Alabama's Steve Williams intercepted a CU pass a few minutes later and the Tide was at it again. Hayden again went to the air and hit Musso with a 10-yard touchdown pass to put the Tide out in front of the hectic offensive show by a 33-31 margin.

Colorado's Anderson then slid off left tackle from the two to put the Buffs in front for good, 38-33. Alabama's Hayden was caught in the end zone later in the game for a safety to give Colorado a 40-33 lead.

With time running out and Alabama trying to make a last-ditch comeback, the Crimson Tide went for it on fourth and 18 from its own 18 and could not convert. Colorado then marched down the short distance with Anderson scoring from the three with just 45 seconds left to make it a 47-33 final score.

SCORE BY QUARTERS

	1	2	3	4	-	F
Colorado	10	21	0	16	-	47
Alabama	0	19	14	0	-	33

Attendance: 50,042 (capacity: 50,160).



1970 BLUEBONNET BOWL

Alabama 24, (20) Oklahoma 24

HOUSTON (Dec. 21, 1970) — Two offensive-minded football teams battled to a 24-24 deadlock in Houston's Astrodome in the Astro-Bluebonnet Bowl as Alabama and Oklahoma fought tooth-and-nail down to the wire.

There was a total of 843 yards total offense in the game but, while the defenses weren't anything to brag about, both teams did make some key stops along the way.

Alabama scored first as tight end Randy Moore gathered in a four-yard Scott Hunter pass to cap a 54-yard, eight-play drive. Oklahoma responded with a touchdown drive to tie the game with Joe Wylie scoring from the two. It was 7-7 after one quarter and things were just heating up.

In the second quarter, Alabama marched to within the shadow of the Oklahoma end zone, only to have an interception kill the drive. The Sooners came back with a 58-yard scoring run out from swift Greg Pruitt to go on top, 14-7.

After a missed field goal attempt by Alabama, Oklahoma extended its lead to 21-7 as Pruitt followed a key block from Wylie and dashed 25 yards to score. With the game in danger of getting out of hand, Alabama was able to bounce back just 14 seconds left in the second quarter as Hunter hit David Bailey with a five-yard scoring pass to narrow the deficit to 21-14 at halftime.

In the third quarter, Alabama's Richard Ciemny kicked a 20-yard field goal to narrow the gap to 21-17. That set up an intense fourth quarter.

With 7:36 left and Alabama facing a fourth down at the Sooner 25, running back Johnny Musso took a handoff and started wide to his right. He then stopped and fired a left-handed pass back to quarterback Hunter. That pass caught the Sooners napping, with Hunter making a dash to score. The play gave Alabama the lead, 24-21.

With only 59 seconds left, OU field goal specialist Bruce Derr hit on a 42-yard attempt to tie the game at 24-24. But Alabama was able to mount one final threat. Oklahoma tried an onside kick, but it was recovered by the Tide had it at the OU 40. Musso broke loose for 21 yards to the 19. Dave Brungard got two yards, then Hunter was sacked for a one-yard loss.

With just five seconds left Alabama called time out. Ciemny lined up for a 34-yard field goal try that would win the game, but Oklahoma's John Shelley got a hand on it and deflected the kick to preserve the tie.

Hunter completed 13 of 26 passes for 174 yards as the Crimson Tide rolled up a total offense of 428 yards. Oklahoma, with Leon Crosswhite gaining 111 yards in 20 carries and Pruitt adding 97 in eight carries, finished with a 415 total.

Pruitt took the game's outstanding back award while Alabama linebacker Jeff Rouzie was named the top lineman.

SCORE BY QUARTERS

	1	2	3	4	-	F
Alabama	7	7	3	7	-	24
Oklahoma	7	14	0	3	-	24

Attendance: 53,822 (capacity: 53,050).



1972 ORANGE BOWL

(1) Nebraska 38, (2) Alabama 6

MIAMI (Jan. 1, 1972) — It was billed as the National Championship Game as Nebraska entered the game ranked first with Alabama ranked second. But the Cornhuskers quickly salted away not only the game but the national title with a 38-6 win that was greatly aided by a mistake-filled effort by the Crimson Tide.

Played before 78,151 in 70-degree weather, the Orange Bowl showed no ill effects from a two-hour downpour that ended just before the game. Nebraska's incomparable Johnny Rodgers' 77-yard punt return in the opening quarter served notice that the Huskers' one touchdown favorite odds were not nearly enough.

But it was the work of the Huskers defense that was responsible for keeping the Huskers' unbeaten string going up to 32 and winning streak to 23. The Blackshirts held the Tide to a single touchdown. The unit set up three touchdowns by recovering fumbles and a fourth via an interception returned to the Tide 1-yard line.

With Nebraska clinging to a 6-0 lead eight seconds before the end of the first quarter, the Blackshirts forced a punt by Alabama's Gregg Gantt. It was not the long, driving type of punt, beyond the defensive cover that is Rogers' favorite type. He gambled by picking up a bounce with enemies in close at his 23. He darted to his right, shaking loose from the first foe. A key block by Jim Anderson allowed the junior sprinter to turn the corner. Another block was supplied by Jerry List, who lost his helmet in the process. From midfield on, it was no contest as Rodgers logged his fourth punt return touchdown of the season and sixth of his career. The 77-yarder was three yards short of the Orange Bowl record.

If that play didn't take the starch out of the Tide, the next play did. Steve Williams was decked by Randy Borg while returning the kickoff. The ball popped free and into the inviting arms of John Peterson 27 yards from the Tide goal. Seven plays later, the Huskers were sitting happily on a 21-0 lead. Tagge's 20-yard pass to Gary Dixon, only the second reception of the year by Dixon, carried it to the nine. Two carries by Dixon netted two yards and Tagge passed to substitute fullback Maury Damkroger, who was jolted out of bounds inches from the end zone. Tagge's fourth-down sneak for the touchdown came with 12:43 left in the half.

Alabama came back in the second half with grit and determination to earn whatever comfort can be found in statistics. The Tide's All-American halfback Johnny Musso gained a much-deserved 79 yards on 15 carries, but he, like other highly touted backs, toiled in the shadows of NU's Kinney, who rushed for 99 yards on 20 carries.

Alabama's most effective weapon was the option running and draw plays of its quarterbacks, Terry Davis during a third quarter bid and Butch Hobson after Davis was injured in the fourth quarter. After Husker cornerback Joe Blahak punted, Alabama's initial post-intermission threat ended with an end-zone interception, the Tide rolled 55 yards, with Davis stepping 28 and 10 yards before turning the left side on fourth and three and taking Blackshirts Dave Mason and John Dutton into the end zone with him. But that was the extent of Alabama's challenge until the game-ending drive that ended on Nebraska's eight.

Nebraska added three more points on a 21-yard Sanger field goal on the last play of the third quarter and a final touchdown following Anderson's interception. Nebraska's last touchdown was scored by backup quarterback Van Brownson.

SCORE BY QUARTERS

	1	2	3	4	-	F
Nebraska	14	14	3	7	-	38
Alabama	0	0	6	0	-	6

Attendance: 78,151 (capacity: 80,010).



1973 COTTON BOWL

(7) Texas 17, (4) Alabama 13

DALLAS (Jan. 1, 1973) — Billed as "The Battle of the Wishbones", this Cotton Bowl clash found Texas storming from behind in the fourth quarter to capture a 17-13 decision on a cold and blustery day in which the Crimson Tide was unable to get it together on offense.

Following Steve Wade's interception for Alabama, the Crimson Tide's Gregg Gantt kicked a Cotton Bowl record 50-yard field goal to give the Tide an early 3-0 lead. After an exchange of punts, Wade grabbed his second interception of the young game and raced 42 yards to the Texas 31. On the next play, Wilbur Jackson took a pitch wide to the right and behind Joe LaBue's clearing block, cruised untouched for the touchdown and Bill Davis quickly added the extra point to make it 10-0.

Texas drove to a field goal of 24 yards by Billy Schott to pull Texas within 10-3. A short time later, with just eight seconds remaining in the first half, Bill Davis banged through a 30-yard field goal for Alabama to push its halftime lead to 13-3.

A short Tide punt in the third quarter gave Texas good field position and the wishbone-driven Horns drove 59 yards in 15 plays. Quarterback Alan Lowry raced in from three yards out and Schott's kick cut the Alabama lead to 13-10.

Alabama reeled off an impressive fourth quarter drive from its 20 to the Texas 34 where on first down Terry Davis went for broke and tried to hit Wayne Wheeler with a touchdown pass, only to have Texas defensive back Terry Melancon intercept in the end zone.

Texas, going to the air behind Lowry, marched to the Tide 34, from where Lowry bootlegged the final 34 yards, tightrope walking the sidelines for the winning touchdown. Television replays and newspaper still photos showed that Lowry may have stepped out of bounds on his winning run, but the play stood, and Schott's kick made it 17-13.

The Tide wasn't finished, though, and marched from its 10 to the Texas 43, where Jackson was stopped short on a fourth and one play, Texas taking over and hammering the final nail into the Tide's coffin.

SCORE BY QUARTERS

	1	2	3	4	-	F
Texas	0	3	7	7	-	17
Alabama	10	3	0	0	-	13

Attendance: 72,032 (capacity: 72,032).



1973 SUGAR BOWL

(3) Notre Dame 24, (1) Alabama 23

NEW ORLEANS (Dec. 31, 1973) — It was the first meeting between two giants of college football — Alabama and Notre Dame. The game was the latest version of "The Game of the Century," and it certainly lived up to every inch of newspaper space and moment of airtime on radio and television.

Notre Dame won 24-23, in one of the true classics of college football history. The game had everything — six lead changes, outstanding plays in all phases of the game, a tense finish and dramatic play calling. With the close victory, Notre Dame vaulted from third to first in the final Associated Press (AP) rankings. Alabama had finished first in both polls in the regular season and remained the United Press International (UPI) champion, as that ranking did not have a post-bowl survey.

Alabama could have put the game away in the third quarter, but the Tide couldn't deliver the knockout punch. Notre Dame ran back a kickoff for a touchdown and dominated the early going. Led by quarterback Tom Clements, who sprayed passes of 19, 26 and 14 yards to split end Pete Demmerle, the Irish offense scored first in the opening quarter. Fullback Wayne Bullock capped a 64-yard scoring drive with a six-yard run into the end zone.

Alabama responded in the second quarter, producing three long drives that resulted in a pair of scores — the first when Randy Billingsley scored on a six-yard run and Bill Davis added the extra point that put Alabama up by one (7-6) with 7:30 remaining. On the ensuing kickoff, Notre Dame's Al Hunter stunned the crowd with a dazzling 93-yard return, the longest in Sugar Bowl history. The Irish went for two and converted for a 14-7 lead.

Alabama moved deep into Notre Dame territory late in the second quarter but had to settle for a 39-yard field goal by Davis. At the start of the second half, Alabama marched 93 yards to take a 17-14 lead after Wilbur Jackson's five-yard scoring run.

A short time later, Notre Dame linebacker Drew Mahalic recovered a Tide fumble in mid-air and took the ball to the Alabama 12-yard line. On the first play from scrimmage, Eric Penick dashed 12 yards for the score. The extra point gave the Irish a 21-17 lead with 2:30 left in the third quarter.


Early in the fourth period, the game took a wild turn with three turnovers in 90 seconds. Alabama gambled with a trick play that paid off. With the ball on the Notre Dame 25, second-string quarterback Richard Todd handed off to halfback Mike Stock, then raced to the sidelines where he took a return pass from Stock and went in for the score — but Davis missed the conversion try and Alabama was left with a 23-21 lead and 9:33 remaining.

Notre Dame responded by driving 79 yards in 11 plays. The Irish reached the Alabama 3-yard line and Thomas came on to kick a 19-yard field goal with 4:26 remaining for the final 24-23 margin.

SCORE BY QUARTERS

	1	2	3	4	-	F
Notre Dame	6	8	7	3	-	24
Alabama	0	10	7	6	-	23

Attendance: 85,161 (capacity: 80,985).



1975 ORANGE BOWL

(9) Notre Dame 13, (2) Alabama 11

MIAMI (Jan. 1, 1975) — A rematch of the previous year's national championship showdown produced another painful, close loss for Alabama. Notre Dame once again proved to be the spoiler for Alabama's national championship dreams, upsetting the Crimson Tide, 13-11.

Alabama was ranked first in the nation in the United Press International (UPI) poll and second by the Associated Press (AP) going into the game, with Notre Dame being eighth and ninth. A year before when the two had met with the Sugar Bowl as the setting, Notre Dame won 24-23 and vaulted to the national title.

Notre Dame built a 13-0 lead in the first half and withstood a furious Alabama rally in the game's final minutes.

The scoring started midway through the first quarter when Alabama fumbled a Notre Dame punt and Al Samuel recovered for the Irish at the Crimson Tide's 16-yard line. Three plays later Notre Dame faced a fourth-and-one play at the Alabama 7-yard line. Wayne Bullock powered his way over the left side for three yards and a first down. On the next play, he rumbled into the end zone on a four-yard run for the first Irish score. Dave Reeve added the extra point.

With 50 seconds left in the first quarter, the Irish offense took control at its own 23-yard line as quarterback Tom Clements engineered a 77-yard scoring drive in 17 plays, taking 7:21 off the clock. The Irish attempted only one pass in the march, rushing 16 times for 68 yards on the drive. An offside call on Alabama on a field-goal attempt revived the drive. The Irish made the most of the opportunity, with Mark McLane breaking free from nine yards out for the score. Reeve missed the point-after, but Notre Dame led 13-0.

A Notre Dame fumble on their next possession gave the Tide the football on the Irish 40-yard line. Alabama went to the air with quarterback Richard Todd hitting Ozzie Newsome for 11 yards and Jerry Brown for 12 yards, as the Tide marched to the Notre Dame 8-yard line. The Irish defense held, and Alabama scored on a 21-yard field goal by Danny Ridgeway with 1:45 left before halftime.

After a scoreless third quarter Alabama — which averaged only 11 passes a game during the season — again went to the air. Todd carried the Tide to the Irish 12-yard line but then threw an interception to John Dubenetzky.

On fourth down of the next Tide drive, needing five yards for a first down, Todd threw a 48-yard touchdown pass to Russ Schamun with 3:13 remaining. The Tide added two points on a conversion pass from Todd to George Pugh to close the deficit to 13-11.

With 1:39 left, Alabama got the ball back at its own 38-yard line needing only a field goal to win. Todd tossed to Schamun for a 16-yard gain and hit Randy Billinsley for an eight-yard reception to the Irish 38. But Notre Dame's Reggie Barnett intercepted Todd's next throw to clinch the verdict in favor of the Irish.

For Alabama, linebacker Leroy Cook was the defensive standout while fellow linebacker Ronnie Robertson led in tackles with 11. Alabama outgained the Irish in total offense, 285 to 204, but had four turnovers. Todd completed 13 of 24 passes, six of them to the freshman Newsome for 68 yards and five to Schamun for 126.

SCORE BY QUARTERS

	1	2	3	4	-	F
Notre Dame	7	6	0	0	-	13
Alabama	0	3	0	8	-	11

Attendance: 71,801 (capacity: 80,010).



1975 SUGAR BOWL

(4) Alabama 13, (8) Penn State 6

NEW ORLEANS (Dec. 31, 1975) — Alabama ended its eight-year bowl losing streak in a memorable way with a hard-fought victory over an outstanding team. The Crimson Tide's first bowl victory since January 1, 1967 (a 34-7 victory over Nebraska in the Sugar Bowl) was a 13-6 victory over the Penn State Nittany Lions.

It was the first Sugar Bowl played inside the climate-controlled Louisiana Superdome, matching third-ranked Alabama (10-1) against seventh-ranked Penn State (9-2).

Richard Todd, Alabama's senior quarterback, put on an offensive show, completing 10 of 12 passes for 205 yards. In running the Tide's wishbone offense to near perfection, he was named the game's Most Valuable Player. Todd passed 55 yards to split end Ozzie Newsome to set up the game's only touchdown in the fourth quarter.

Todd, who had suffered a cut finger on Christmas Day, came out with his finger bandaged, and Penn State stacked its defense while daring him to throw. That strategy cost the Nittany Lions dearly in the early going. Joe Dale Harris, a surprise starter, ran a turn-in pattern while Todd released his throw just before being engulfed by the defense.

With State's minimal coverage, Harris broke free and turned the short pass into a 54-yard gain. That play eventually led to a 25-yard field goal by Danny Ridgeway and a 3-0 Alabama lead that held up to the half.


Penn State's Chris Bahr tied the score with a 42-yard field goal in the third quarter, but Todd brought the Tide back quickly. At the Penn State 35 following a timeout, Todd pump faked PSU freshman Bill Crummy and Newsome broke back to the sideline and caught the pass 25 yards downfield, being brought down at the 10. Todd lost four yards recovering a fumble, but Mike Stock swept into the end zone behind a ferocious block by Newsome.

Bahr cut the margin to 10-6 with a 37-yard field goal in the fourth quarter, but Ridgeway answered for Alabama with a 28-yard kick for a 13-6 lead. With 3:19 left, Penn State got its last chance. The Nittany Lions inched out to their 39 before Alabama stopped the Nittany Lions on a fourth-and-one play with 1:15 to go.

SCORE BY QUARTERS

	1	2	3	4	-	F
Alabama	3	0	7	3	-	13
Penn State	0	0	3	3	-	6

Attendance: 75,212 (capacity: 75,212).



1976 LIBERTY BOWL

(16) Alabama 36, (7) UCLA 6

MEMPHIS, Tenn. (Dec. 20, 1976) — A Liberty Bowl-record crowd of 52,737 braved freezing temperatures and gusting winds at speeds up to 31 miles per hour at the 18th annual Liberty Bowl. This game, playfully referred to as "The Refrigerator Bowl", was blown open by the Alabama defense, which stopped the Bruins twice on fourth down plays — once at the Crimson Tide 1-yard line, and another time by an interception on a third down at the Alabama 1.

After Bucky Berrey opened the scoring with a 37-yard field goal midway through the first quarter for a 3-0 Alabama lead, the Crimson Tide defense began asserting its dominance. Alabama sophomore linebacker Barry Krauss, the game's most valuable player, intercepted a pass and rambled 44 yards for the Tide's first touchdown. "Our defense was simply magnificent most of the time," said Alabama head coach Paul "Bear" Bryant. "Not only were we stopping them, our defense put some points on the board, too."

Late in the first quarter, running back Johnny Davis plunged one yard for the Tide's first offensive touchdown and a 17-0 Alabama lead. The lone scoring play in the second quarter came about when Alabama used trickery to move the lead to 24-0. Quarterback Jack O'Rear handed off to running back Tony Nathan, who drifted to his right before throwing back to O'Rear on a 20-yard scoring play.

Two more field goals by Berrey in the third quarter — from 25 and 28 yards out — extended the lead to 30-0 early in the fourth quarter. The three field goals by Berrey set a Liberty Bowl record.

After UCLA notched its only score on a 61-yard run by Leotis Brown with 9:32 left in the fourth quarter, Alabama closed the scoring when Rick Watson broke through on a 1-yard run with 22 seconds left in the game for the final 36-6 margin.

SCORE BY QUARTERS

	1	2	3	4	-	F
Alabama	17	7	3	9	-	36
UCLA	0	0	0	6	-	6

Attendance: 52,736 (capacity: 50,160).



1978 SUGAR BOWL

(3) Alabama 35, (9) Ohio State 6

NEW ORLEANS (Jan. 2, 1978) — Alabama had rebounded nicely after an early-season 31-24 loss at Nebraska, racing into its Sugar Bowl encounter with the Ohio State Buckeyes riding a strong crest of momentum that had set the Crimson Tide up for a shot at a national title if things broke their way in the other New Year's Day bowl games.

Alabama won easily, 35-6, and with the upset by fifth-ranked Notre Dame of top-ranked Texas in the Cotton Bowl, it appeared the Crimson Tide were in position to claim another national championship. But in a controversial and tight vote, the Irish vaulted from fifth to first, with Alabama finishing a close second.

Alabama quarterback Jeff Rutledge and the Crimson Tide offense wasted no time in getting the game under their control. On the Tide's second possession, a 10-play, 76-yard march, running back Tony Nathan scored from a one-yard out.

Rutledge guided Alabama 76 yards in the first quarter with Tony Nathan scoring from one-yard out.

Rutledge and the Crimson Tide then pushed Ohio State around on an 11-play, 76-yard touchdown drive. The scoring play came when fullback Johnny Davis moved to his right on a fake at the Buckeye 27 while split end Bolton, who had lined up as a right halfback, rolled out of the backfield and raced down the sideline. Rutledge dropped back and handed the ball to Bolton, who was barely inbounds. The extra point was missed, but Alabama led 13-0.

After the Alabama defense again stopped the Buckeyes at the Crimson Tide 28, Rutledge took the Tide 72 yards for a touchdown. He hit Richard Neal with a three-yard scoring pass for the touchdown and added another pass to Neal on a two-point conversion for a 21-0 lead late in the third quarter.

Ohio State fought back to within 21-6 on the ensuing possession, marching 85 yards in seven plays to score on a 38-yard pass from Gerald to Jim Harrell with 13:34 left in the game. A two-point conversion attempt was stopped by Alabama.

Sophomore quarterback Steadman Shealy assumed control of the Alabama offense in the final quarter and engineered two touchdown drives. The first was an 84-yard march in 14 plays that ended with a 1-yard run by Major Ogilvie with 6:30 left. A short time later, Johnny Davis capped a 24-yard drive in four plays following a Buckeyes turnover by scoring on a 7-yard run with 5:09 left.

Rutledge finished as the game's Most Valuable Player, hitting on 8 of 11 passes for 109 yards and a pair of touchdowns. Johnny Davis, the Tide's bullish senior fullback, led the Alabama ground assault with 95 yards on 24 carries.

SCORE BY QUARTERS

	1	2	3	4	-	F
Alabama	0	13	8	14	-	35
Ohio State	0	0	0	6	-	6

Attendance: 76,811 (capacity: 76,800).



1979 SUGAR BOWL

(2) Alabama 14, (1) Penn State 7

NEW ORLEANS (Jan. 1, 1979) — One vivid image was permanently etched into the minds of the 76,824 in the Superdome and the millions of television viewers who watched the 45th annual Sugar Bowl on New Year's Day, 1979. Penn State, the nation's No. 1 team, was stopped on two consecutive plays inside the one-yard line by the Alabama defense to preserve a 14-7 victory for Alabama's second-ranked Crimson Tide. The famous goal line stand won a national championship for Paul "Bear" Bryant and the Crimson Tide.

The outcome of this tight defensive battle was determined by a small number of critical decisions and crucial plays in a game in which the nation's top two teams proved to be amazingly evenly matched. The teams battled evenly for the entire first half and appeared headed for a scoreless deadlock as halftime approached.

With the ball at the Alabama 33-yard line in the half's final moments, the Crimson Tide appeared content to run out the clock with 1:11 left. But Penn State called a timeout after two consecutive plays to stop the clock, hoping to get the ball back and set up a field goal. But Alabama senior halfback Tony Nathan countered with runs of 30 and 7 yards down to the Penn State 30-yard line.

Suddenly, Alabama was within range of a score to end the half and had the time to get even closer to the Penn State end zone. Within field goal range, Alabama presumably would position itself for a go-ahead kick in the final seconds of the second quarter. But Penn State coach Joe Paterno's plan backfired enormously when Crimson Tide quarterback Jeff Rutledge dropped back and found split end Bruce Bolton wide open in the end zone for a 30-yard touchdown pass with just eight seconds left in the half. Alan McElroy kicked the extra point to give Alabama a 7-0 halftime lead.

An interception by Penn State's Pete Harris at Alabama's 48-yard line late in the third period set up Penn State's only touchdown. Nittany Lions quarterback Chuck Fusina hit Scott Fitzkee deep in the end zone for a touchdown. Matt Bahr's extra point kick tied the game at 7-7 with 4:25 left in the third quarter.


A few moments later Alabama halfback Lou Ikner ran 62 yards with a Penn State punt before being dragged down at the Nittany Lions' 11-yard line. Three plays later, Major Ogilvie rammed into the corner of the end zone, sprung by a key block by tight end Rick Neal. McElroy kicked the extra point to extend the Alabama lead to 14-7 with 21 seconds left in the third quarter.

The Nittany Lions had a chance to tie the score when the Lions' Joe Lally fell on a misdirected pitchout by Rutledge on an option play at the Tide 19 with 7:57 remaining. Penn State drove to a third down and goal at the Alabama one. But the Alabama defense sealed off its end zone in a tremendous defensive effort, climaxed by Crimson Tide linebacker Barry Krauss stopping Penn State tailback Mike Guman short of the goal line.

SCORE BY QUARTERS

	1	2	3	4	-	F
Alabama	0	7	7	0	-	14
Penn State	0	0	7	0	-	7

Attendance: 76,824 (capacity: 76,800).



1980 SUGAR BOWL

(2) Alabama 24, (6) Arkansas 9

NEW ORLEANS (Jan. 1, 1980) — A tweak in the offensive scheme played a major role as the University of Alabama reached a new pinnacle of success by beating Arkansas, 24-9, in the 46th annual Sugar Bowl. In the process of winning its fifth straight bowl, four of them Sugar Bowls, this unbeaten Alabama team became the first Tide squad in the school's history to win 12 games in a season. A record Sugar Bowl crowd of 77,468 and millions of viewers on national television watched Alabama win.

In the weeks preceding the Sugar Bowl game, Alabama head coach Paul "Bear" Bryant installed a double wing with motion off the wishbone formation. The Crimson Tide could run its basic plays off the set, but its real value was in catching the Arkansas players and coaches off-guard.

After the Razorbacks took an early lead on a 34-yard field goal by Ish Ordonez, courtesy of a lost Alabama fumble on the opening kickoff, the Tide showed its new look. The Crimson Tide immediately embarked on a seven-play, 82-yard drive featuring a fullback in motion and plenty of counter-action movement, slowing the aggressive Arkansas defense.

Alabama's Major Ogilvie took a pitchout from quarterback Steadman Shealy and scored from 22 yards out midway through the first quarter, marking the third straight year in which Ogilvie scored a Sugar Bowl touchdown.

On the fourth play after the ensuing kickoff, another Razorback fumble was recovered by Crimson Tide linebacker Thomas Boyd on the Arkansas 22. Four plays later, Ogilvie scored his second touchdown on a one-yard run to put the Tide ahead 14-3 with 3:46 left in the first period. That deficit forced the Arkansas offense into an accelerated passing game.

When the Tide's Alan McElroy kicked a 25-yard field goal for a 17-3 lead at intermission, it appeared that Alabama was content with sitting on its lead and running out the clock.

But Arkansas quarterback Kevin Scanlon, who had been punished throughout the first half, gathered himself and found his touch, guiding the Razorbacks 80 yards to a touchdown after the second half kickoff. The two-point conversion fell short and the Razorbacks now trailed 17-9.


But Bryant's troops were at their best when it counted, racing 98 yards in 9 plays to the touchdown. Steve Whitman ran for six yards to start the drive. Ogilvie rushed for seven to the Tide 15. Billy Jackson's 35-yard sprint with a Shealy pitchout keyed the march, reaching the 50-yard line. Jackson came right back on the next play with a 14-yard run up the middle to the Arkansas 36. Ogilvie gained six off guard, then Shealy ran an option keeper for 22 yards at the Arkansas 11.

After two plays and a five-yard penalty on the Tide, Alabama faced third-and-11 at the Arkansas 12-yard line. Offensive coordinator Mal Moore suggested the play, "43 Read", to Shealy, who ran the option play to the line side of the line and handed to Whitman, who raced through the Arkansas defense for the clinching touchdown. The 98-yard drive, Alabama's longest of the season, sealed the outcome.

SCORE BY QUARTERS

	1	2	3	4	-	F
Alabama	14	3	0	7	-	24
Arkansas	3	0	6	0	-	9

Attendance: 77,466 (capacity: 76,800).



1981 COTTON BOWL

(9) Alabama 30, (6) Baylor 2

DALLAS (Jan. 1, 1981) — Alabama capped off a 10-2 season by decking Southwest Conference champion Baylor 30-2 in the 45th Cotton Bowl Classic. For only the second time since 1971, Alabama had failed to win the Southeastern Conference championship, finishing second behind eventual national champion Georgia. The Tide had been upset by Mississippi State (6-3) to snap the nation's longest winning streak at 28, then fell to old nemesis Notre Dame (7-0).

But against Grant Teaff's Baylor Bears, Paul "Bear" Bryant's Crimson Tide was impressive. The Alabama defense was the primary factor, as the likes of middle guard Warren Lyles, E.J. Junior and Thomas Boyd shut down Baylor's previously unstoppable running tandem of Walter Abercrombie and Dennis Gentry. The pair had combined for nearly 2,000 yards during Baylor's 10-1 regular season, but on this sunny day in Dallas, they were limited to a combined total of 54 yards.

Major Ogilvie, Don Jacobs and Mark Nix scored touchdowns for the Crimson Tide and sophomore Peter Kim added a Cotton bowl record three field goals to send Alabama to its record-tying sixth consecutive bowl victory. Baylor's offense was all but blunted by the swarming Crimson Tide defense, which helped bring Bryant his 306th career coaching victory.

Kim kicked field goals of 29 and 28 yards in the first half and added a 42-yarder in the third quarter. His three field goals equaled a Cotton Bowl record set in 1972 by Penn State's Alberto Vitiello. Ogilvie, who carried 15 times for 74 yards, scored Alabama's first touchdown of the game, going over from the 1 in the second quarter and thus becoming the first person ever to score a rushing touchdown in four consecutive bowl games.


Alabama, which finished with 241 yards on the ground, added a pair of touchdowns in the final quarter on a one-yard run by Jacobs and a three-yard run by Nix with 1:16 to play. Baylor, shut out 45-0 by Alabama during the 1979 season, could manage only a safety that coming in the second quarter when defensive tackle Tommy Tabor tackled Alabama's Lewis in the end zone as Lewis was trying to throw the ball.

Alabama and Baylor both finished the season with 10-2 records and the game was never a contest after the Bears missed on their only good touchdown opportunity late in first quarter.

SCORE BY QUARTERS

	1	2	3	4	-	F
Alabama	6	7	3	14	-	30
Baylor	2	0	0	0	-	2

Attendance: 74,281 (capacity: 72,032).



1982 COTTON BOWL

(6) Texas 14, (3) Alabama 12

DALLAS (Jan. 1, 1982) — Alabama marched into Dallas as the Southeastern Conference co-champion and its head coach, Paul "Bear" Bryant, entered as the winningest man in the history of the game, but Fred Akers' Texas Longhorns were not impressed.

Five weeks after Bryant had earned his record-breaking 315th head coaching victory against in-state rival Auburn, the Longhorns came from behind to hand Alabama a 14-12 defeat.

The Longhorns overcame a 10-0 deficit with two touchdowns in the fourth quarter, then gave the Crimson Tide an intentional safety before weathering a counter-charge. Not only did the victory by Texas keep alive a Longhorns jinx of never having lost to Alabama, but it kept Bryant from winning an NCAA record seventh consecutive bowl game in seven years.

Alabama quarterback Walter Lewis's six-yard touchdown pass to Jesse Bendross and Peter Kim's 24-yard field goal gave the Longhorns a big fourth quarter hill to climb.

Texas quarterback Robert Brewer, starting only his fourth game for the Longhorns, raced 30 yards for a touchdown on a tricky draw play. After a punt, Brewer directed the Longhorns 80 yards in 11 plays climaxed by Terry Orr's eight-yard touchdown run. Included in the drive was a 37-yard completion to tight end Lawrence Sampleton on a third-and 10 play.

Alabama's Joey Jones returned the ensuing kickoff a Cotton Bowl record 61 yards, but cornerback William Graham intercepted Lewis on the next play at the Texas 1, setting up an ending that was steeped in strategic decisions by both head coaches.

Akers ordered Texas punter John Goodson to take a safety with less than a minute to play. And Texas held Alabama after it got a free punt from its own 20.

The win improved Texas' record to 10-1-1, while the loss dropped Alabama to 9-2-1. Brewer, who completed 12 of 21 passes on the day for 201 yards, was named the offensive most valuable player and Alabama linebacker Robbie Jones, who had 12 tackles, was the defensive MVP.

SCORE BY QUARTERS

	1	2	3	4	-	F
Texas	0	0	0	14	-	14
Alabama	0	7	5	0	-	12

Attendance: 73,243 (capacity: 72,032).



1982 LIBERTY BOWL

Alabama 21, Illinois 15

MEMPHIS, Tenn. (Dec. 29, 1982) — The 1982 Liberty Bowl is remembered almost solely as the last football game Alabama played under the direction of legendary head coach Paul "Bear" Bryant, who announced his retirement from coaching just two weeks prior to the game.

At the end of an atypical season, Alabama entered the 1982 Liberty Bowl coming off three straight season-ending losses. Big Ten Conference foe Illinois, 7-4 and boasting a potent offense and in the midst of a resurgence under 46-year-old head coach, Mike White, was appearing in its first bowl in 19-years.

Alabama retired Coach Bryant in proper fashion by registering a 21-15 victory over the Fighting Illini. The win gave Coach Bryant a final record of 323-85-17 — the most wins by any head coach in college football history up to that point.

"Many thanks to the staff for one heck of a job," he said afterward in a crowded press interview tent. "The players' preparation and the coaches' preparation, especially in this circus-type atmosphere, were exceptional. I am thankful to have won my final game. Whether the team likes it or not, they will always be remembered for winning my last game. I am proud they wanted to win this one for me."

Alabama jumped ahead in the early going as fullback Ricky Moore started the scoring with a four-yard touchdown run in the first quarter. After Illinois closed the gap to 7-6 on a one-yard run by Joe Curtis and failed extra point in the second quarter, the Tide took the lead into the locker room at halftime.

In the third quarter, split end Jesse Bendross ran scored on a reverse from 8 yards out to put Alabama up 14-6. Then, Illinois rallied behind quarterback Tony Eason on a two-yard pass from Eason to wide receiver Oliver Williams to draw within 14-12 after a failed two-point conversion attempt.

The Crimson Tide surged further ahead in the final quarter as Craig Turner scored the last touchdown of the Bryant Era for Alabama on a one-yard run with 7:34 left in the game for a 21-12 lead. Illinois roared back and drew closer on a 23-yard field goal by Mike Bass with 6:12 remaining, but the Fighting Illini could get no closer due to a clutch defensive effort spearheaded by cornerback Jeremiah Castille's three interceptions. Castille earned Most Valuable Player honors for that performance.

Alabama won the game despite giving up 444 yards of total offense and surviving a Liberty Bowl record, 423 yards of passing from Eason. Alabama's bruising ground attack plowed for 217 yards while the Tide defense allowed only 21 yards on the ground.

Bryant died on January 26, 1983, less than four weeks following the Liberty Bowl.

SCORE BY QUARTERS

	1	2	3	4	-	F
Alabama	7	0	7	7	-	21
Illinois	0	6	0	9	-	15

Attendance: 54,123 (capacity: 61,008).



1983 SUN BOWL

Alabama 28, (6) SMU 7

EL PASO, Texas (Dec. 24, 1983) — Alabama entered the 50th Annual Sun Bowl after a disappointing 7-4 regular season. Playing before the largest crowd (41,412) ever to witness an event in El Paso, Texas, sports history up to that point, the Crimson Tide football team gave the fans their money's worth by shocking sixth-ranked Southern Methodist (SMU), 28-7. That crowd braved wind gusts of up to 35 miles per hour and temperatures in the 20s.

Fullback Ricky Moore ran for two first-period touchdowns and Walter Lewis riddled the nation's second best defense with his passing to lead Alabama to its most impressive victory of the season, Moore carried 28 times for 113 yards and his sixth consecutive 100-yard effort, capped early drives of 59 and 51 yards with touchdown runs of 1 yard and 11 yards to give the Crimson Tide a 14-0 lead after one period. Lewis, who completed 9-of-14 passes for 148 yards and was named the game's most valuable player, scored from a yard out to end an 86-yard drive midway through the second quarter. He lofted a 19-yard touchdown pass to split end Joey Jones 43 seconds before halftime to make it 28-0.

SMU quarterback Lance McIlhenny fumbled a snap from center on the Mustangs' first possession and Alabama cornerback Sammy Hood, who was blitzing, recovered at the Tide 19. Alabama needed only 64 seconds and three plays to make it 14-0. Lewis passed 32 yards to Richardson, scrambled for eight and flipped a pitchout to Moore, who started right, cut back sharply and scored from the 11 without a hand being laid on him.

The Crimson Tide went 86 yards in 6:22 for its third touchdown. Reserve tailback Linnie Patrick started it with a 14-yard run and Lewis whipped passes of 18 yards to tight end Preston Gothard and 17 to Jones. Lewis fooled the SMU defense with a fake to Moore up the middle, hesitated for a second and then darted around right end to score easily. Freshman Van Tiffin's conversion made it 21-0.

Free safety Freddie Robinson intercepted a McIlhenny pass at the Alabama 38 with 1:09 left in the half and Lewis needed only four plays and 26 seconds to make it 28-0. Lewis found Jones in the rear of the end zone behind cornerback Fred Nichols for Alabama's final touchdown. SMU scored with 3:41 left in the third period with McIlhenny tossing a touchdown pass to split end Marquis Pleasant, another freshman.

After SMU's third period score, the Mustangs threatened on two other occasions. But tailback Reggie Dupard fumbled the ball away at the Tide 21 with 4:16 left in the third period and McIlhenny threw an incomplete pass on fourth down from the Alabama nine with 7:02 remaining.


It was Alabama's 37th bowl game and 25th in a row, both national records, but the first since head coach Ray Perkins succeeded the late Paul "Bear" Bryant as head coach. The victory enabled the Crimson Tide to snap a two-game losing streak which had dropped them out of the Top 20 rankings and wind up 8-4 in Perkins' first season, the same record as Bryant's final team a year earlier.

SMU, the nation's winningest team over the span of 1981-82 with a 31-2-1 record before the Sun Bowl debacle, finished the season with a 10-2 record. The Mustangs two setbacks in that three-year stretch were by two and three points to Texas.

SCORE BY QUARTERS

	1	2	3	4	-	F
Alabama	14	14	0	0	-	28
SMU	0	0	7	0	-	7

Attendance: 41,412 (capacity: 51,500).



1985 ALOHA BOWL

(15) Alabama 24, USC 3

HONOLULU, Hawai'i (Dec. 28, 1985) — Alabama dominated the second half to hand Southern Cal a 24-3 defeat in the fourth annual Aloha Bowl in Honolulu to end the 1985 season with a 9-2-1 record. Before a crowd of 35,183, the Crimson Tide victory tied USC with the most bowl victories (21) as the traditional football powers met for only the second time in bowl competition.

The first half was a defensively-dominated sloppy affair that ended in a 3-3 tie. Alabama was whistled for 68 yards on seven penalties in the first half. The Tide scored on its first possession, driving 54 yards from its own 15-yard line to the USC 31 where Van Tiffin kicked a 48-yard field goal. Early in the second quarter, USC tied the score on a 24-yard field goal by Don Shafer with 9:36 left in the half after UA stopped the Trojans at the eight-yard line on a drive that started from the USC 37.

The charged up Crimson Tide scored a touchdown on its second possession in the third quarter. Greg Richardson returned a punt 14 yards to the Trojans 42. Ten plays later, fullback Craig Turner dove into the end zone from the one. Tiffin converted the extra point for a 10-3 lead.

Moments later, Kermit Kendrick intercepted a USC pass and returned it 16 yards to the Trojans 44. Five plays later, Alabama quarterback Mike Shula hit wide receiver Clayton Whitehurst in the end zone for a 24-yard touchdown pass. Tiffin converted for a 17-3 lead with 13:25 left in the fourth quarter.

Alabama forced USC to punt on its next possession and Richardson called for a fair catch on the Trojans 44. Seven plays later, flanker Albert Bell ran a reverse around the left side for a 14-yard touchdown with 8:25 remaining. Tiffin kicked the extra point for the 24-3 final score.

Alabama freshman running back Gene Jelks gained 79 yards on 17 carries and was named the game's Most Valuable Offensive Player. Junior All-American linebacker Cornelius Bennett had nine tackles, broke up one pass, and pressured opposing passers throughout the game to earn the Most Valuable Defensive Player honor. The game was televised nationally by Innovative Sports TV.

SCORE BY QUARTERS

	1	2	3	4	-	F
Alabama	3	0	7	14	-	24
SMU	0	3	0	0	-	3

Attendance: 35,183 (capacity: 50,000).



1986 SUN BOWL

(13) Alabama 28, (12) Washington 6

EL PASO, Texas (Dec. 25, 1986) — Alabama's memorable 1986 senior class went out in impressive style with a dominant 28-6 victory over Pac-10 Conference runner-up Washington. The win gave the Crimson Tide a 10-3 record against one of the nation's toughest schedules. Alabama head coach Ray Perkins' final team at the Capstone opened the season 7-0, only to lose three of its final five regular season games to finish with a 9-3 record.

Senior All-American linebacker Cornelius Bennett was selected the game's most valuable player. He led the defense that allowed Washington's high-powered offense just 62 yards on the ground, and 241 yards total offense. The Tide didn't allow a touchdown.

After a scoreless first quarter, All-American halfback Bobby Humphrey broke loose on a 64-yard sprint for the game's first score with 13:55 left in the second quarter. The Huskies' kicker, Jeff Jaeger, booted a 31-yard field goal with 5:55 left and added a 34-yarder with 44 seconds remaining as Alabama took a 7-6 halftime lead.

Midway through the third quarter, Alabama's Freddie Robinson recovered a Washington fumble on the Huskies' 47-yard line. In six plays, quarterback Mike Shula sharply guided the Crimson Tide to a touchdown, completing two passes to Humphrey and a 32-yard scoring strike to Greg Richardson. All-American placekicker Van Tiffin converted his second point-after kick of the day with 6:24 remaining in the period and Alabama led, 14-6.

On the Crimson Tide's next possession, Humphrey ran three plays for 15 yards. Then Shula hit Angelo Stafford for 27 yards, Richardson for 25 and Humphrey for an 18-yard touchdown pass. The six-play, 83-yard drive took but 2:11 off the clock and with Tiffin's conversion kick, Alabama was in charge 21-6.

Alabama scored again on its next possession, covering 92 yards in 16 plays. Humphrey ran in the score from three yards out after gaining 48 yards on ten carries and catching three passes for 30 yards from Shula on the drive. Tiffin converted at the 7:16 mark in the last quarter for the final 28-6 margin.

Shula, starting his 27th consecutive game for Alabama, completed 15 of 26 passes for 176 yards with two touchdown passes in his final collegiate game. Humphrey ended a sensational year with three touchdowns and his 159 yards rushing gave him eight 100-yard rushing games for the season.

A crowd of 48,722 witnessed the game and CBS televised it nationally.

SCORE BY QUARTERS

	1	2	3	4	-	F
Alabama	0	7	14	7	-	28
Washington	0	6	0	0	-	6

Attendance: 48,722 (capacity: 51,500).



1988 HALL OF FAME BOWL

Michigan 28, Alabama 24

TAMPA, Fla. (Jan. 2, 1988) — In a battle of two traditional football powers, Alabama and Michigan met for the first time in the second Hall of Fame Bowl in Tampa, Fla., and the Wolverines won, 28-24, on a fourth down play in the game's final minute.

NBC televised the game nationally and 60,156 fans looked on as Alabama head coach Bill Curry faced Michigan assistant head coach Gary Moeller, who replaced head coach Bo Schembechler, who had suffered a heart attack three weeks prior to the game.

A 51-yard Philip Doyle field goal at 8:43 in the first quarter gave the Crimson Tide a 3-0 lead. Michigan's All-American halfback Jamie Morris, who finished with a career-high 234 rushing yards on the day, proceeded to score three unanswered touchdowns. Two came in the second quarter from 25 and 14 yards out, enabling Michigan to build a 14-3 lead at halftime. On Michigan's second possession of the third quarter, Morris broke through the left side of his line for a 77-yard touchdown sprint with 9:36 remaining.

Down 21-3, Alabama came to life and scored three touchdowns for the lead. With 4:55 left in the third quarter, tight end Howard Cross took a 16-yard scoring strike from quarterback Jeff Dunn to complete a 72-yard drive, but the Tide failed on a two-point conversion. On Alabama's next possession, the team put together an 85-yard drive with All-American tailback Bobby Humphrey leaping over from the one-yard line.

After forcing Michigan to punt on its next two possessions, the passing of Dunn and the running of Humphrey completed a 79-yard drive with Humphrey scoring on a determined 17-yard run. Dunn completed a two-point play to Clayton Whitehurst for a 24-21 lead with 4:49 remaining to play.


Starting from its own 38-yard line after the kickoff, Michigan quickly moved to Alabama's 20-yard line where the Wolverines faced a fourth-and-three situation. From there, quarterback Demetrius Brown completed a beautifully executed touchdown pass to flanker John Kolesar with 50 seconds left in the game to give the Wolverines a 28-24 victory. Kolesar, who beat Alabama cornerback John Mangum, jumped high into the air on the play to catch the winning pass, his only reception of the day.

Dunn completed 23 of 40 passes for 269 yards and Humphrey rushed for 149 yards on 27 attempts to lead Alabama offensively.

SCORE BY QUARTERS

	1	2	3	4	-	F
Michigan	0	14	7	7	-	28
Alabama	3	0	6	15	-	24

Attendance: 60,156 (capacity: 60,000).



1988 SUN BOWL

(20) Alabama 29, Army 28

EL PASO, Texas (Dec. 24, 1988) — Resilient Alabama, behind a record-setting performance by senior quarterback David Smith, rallied to defeat upset-minded Army 29-28 in the 55th annual Sun Bowl Classic. Smith shattered passing records set by such esteemed Alabama greats as Steve Sloan and Joe Namath in guiding the Crimson Tide to the win on a near perfect day in El Paso.

A 51-yard run by Army fullback Ben Barnett set up the first score of the game, a one-yard run by Mike Mayweather, with less than three minutes elapsed.

Alabama cut the lead to 7-3 in the first quarter on a 37-yard field goal by Philip Doyle but, early in the second period, the Cadets took a 14-3 lead when quarterback Bryan McWilliams capped a 69-yard, six-play drive with a 30-yard touchdown run on a wishbone option play. Alabama settled for another Doyle field goal, this time from 22 yards out, to draw within 14-6.

The end of the first half brought some of the game's most pivotal moments. While the Alabama defense was trying to figure out the intricacies of the Black Knights' wishbone, Army went to the air on a halfback pass, but passer Calvin Cass overshot a wide-open Otto Leone for what would have been an easy score. Instead, Army had to settle for a field goal attempt from the Alabama 24-yard line. The Crimson Tide's Derrick Thomas blocked the kick, keeping Army from adding to its lead.

David Smith rapidly drove Alabama 76 yards in 1:12 for a score. With only 35 seconds left in the first half, Doyle converted the extra point to narrow the lead to 14-13. Five plays later and with only a few ticks left on the clock, Army lined up for another field goal try, this time from the Alabama 27-yard line. Keith Walker's 44-yard attempt was blocked, again by the omnipresent Thomas.

Trailing 28-20, the Crimson Tide and Smith did not panic, driving to the Army two-yard line where the Army defense stiffened, and Doyle was called on to kick a 32-yard field goal with 7:25 left.

Now behind 28-23, Alabama surged to the winning touchdown. A 19-yard pass from Smith to Todd Richardson and a 16-yard run by Wayne Shaw led to senior David Casteal leaping into the end zone for the winning score.

Smith, the game's Most Valuable Player, completed 33 of 52 passes for 412 yards and two touchdowns, setting Alabama bowl records for attempts, completions and yardage. Thomas was voted the game's best lineman.

SCORE BY QUARTERS

	1	2	3	4	-	F
Alabama	3	10	7	9	-	29
Army	7	7	14	0	-	28

Attendance: 48,719 (capacity: 51,500).



1990 SUGAR BOWL

(2) Miami 33, (7) Alabama 25

NEW ORLEANS (Jan. 1, 1990) — On the first day of the 1990s, Miami clinched the 1989 National Championship with a 33-25 victory over seventh-ranked Alabama in a game that was Bill Curry's last as head coach of the Crimson Tide.

Miami struck early, moving ahead 7-0 with 4:55 left in the first quarter on a three-yard run by fullback Stephen McGuire. The Tide had held the Hurricanes on downs and forced a field goal attempt by Carlos Huerta, but Alabama was offside, giving Miami a first down at the three-yard line to set up McGuire's touchdown run.

Two series later, a short punt and a 10-yard return by Gene Jelks which put Alabama within striking range from the Miami 36. It took nine plays to move that distance against the Miami defense, but a four-yard reception of a Gary Hollingsworth pass by Marco Battle scored the Tide touchdown and tied the score at 7-7.

The Hurricanes answered quickly by going 78 yards in five plays with Craig Erickson and Wesley Carroll connecting on three completions for 50 yards, including an 18-yarder for the score. Carlos Huerta's extra point was blocked by Alabama's Mike Ramil, leaving the score at 13-7.

The second quarter fireworks continued with Tide freshman Antonio London recovering a fumbled Miami punt to set up an eventual 45-yard field goal by Philip Doyle. Nine plays later, the Hurricanes went up 20-10 after Alex Johnson scored from three yards out. The Tide struck back with its most impressive drive of the night, covering 80 yards in 11 plays and scoring on a seven-yard pass from Hollingsworth to Lamonde Russell with 40 seconds left in the half.

Alabama was back in business seconds later when senior Lee Ozmint intercepted an Erickson toss and ran it back 23 yards to the Miami 19. Three plays later Doyle tried a 40-yard field goal on the final play of the first half. Doyle had the distance to hit it from better than 60 yards, but the kick sailed to the left and the halftime score read Miami 20, Alabama 17.

Both teams came out slow in the second half and failed to score in a conservative third quarter. The fourth quarter, however, began with the Hurricane offense in high gear, as Erickson hit tight end Rob Chudzinski for an 11-yard score. Only minutes later, Erickson found his other tight end, Randy Bethel, from 12 yards out to give Miami a commanding 33-17 lead.


Late in the game, Alabama made a heroic comeback effort as Hollingsworth hit Miami native Prince Wimbley with a scoring pass from nine yards out with 2:53 left. A Hollingsworth to Russell two-point conversion pass pulled the Tide within eight, 33-25. However, Alabama's on-side kick attempt failed, and the Hurricanes had little trouble running out the clock and claiming not only the Sugar Bowl crown but the unanimous No. 1 ranking in the nation as well.

Miami's Dennis Erickson became only the second coach in college football history to win the national championship in his first season at a school, and Craig Erickson was named the game's Most Outstanding Player. For Alabama, Hollingsworth threw for 214 yards and three touchdowns. On defense, Alabama was led by defensive backs Lee Ozmint and Efrum Thomas, both of whom had a team-leading nine tackles.

SCORE BY QUARTERS

	1	2	3	4	-	F
Miami	7	13	6	7	-	33
Alabama	0	17	0	8	-	25

Attendance: 77,452 (capacity: 76,800).



1991 FIESTA BOWL (18) Louisville 34, (25) Alabama 7

TEMPE, Ariz. (Jan. 1, 1991) — The Louisville Cardinals, behind four first-quarter touchdowns, jumped to a 25-0 lead over the Crimson Tide and coasted to a 34-7 victory in the 1991 Sunkist Fiesta Bowl in Tempe, Arizona.

The game marked the second time that Louisville head coach Howard Schnellenberger, an assistant coach at Alabama from 1961-65, had faced the Tide as a head coach. Schnellenberger, an assistant under the legendary Paul "Bear" Bryant, helped coach the Tide to an impressive 49-5-1 record, including three SEC and national championships (1961, '64 and '65).

Offensively, the Tide compiled only 189 yards total offense. Alabama's vaunted defense, ranked first in passing defense, third in total defense, fourth in scoring defense and sixth in rushing defense, gave up an Alabama bowl-record 458 yards passing. The Cardinals rushed for another 113 yards to set an opponent record for most yards gained in a bowl game (571). The Tide defense was unable to stop the Cardinals' Browning Nagle, who hit on 20-of-33 attempts for 451 yards and three touchdowns.

The Cardinals jumped ahead with 7:35 left in the first quarter when Nagle hit Latrell Ware for a 70-yard scoring pass with 7:35 left. Ralph Dawkins came back with 3:40 remaining to score on a five-yard burst that capped a six-play, 26-yard drive. After an Alabama punt, Louisville breezed to a 19-0 lead by driving 77 yards in six plays. That march was capped by a 37-yard pass from Nagle to Anthony Cummings. After a misconnection on a two-point conversion pass, the lead remained at 19-0 with 54 seconds left in the first period.

Just 53 seconds later, Louisville blocked an Alabama punt and the Cardinals' Ray Buchanan recovered it in the end zone for a touchdown. The Cardinals went for two, but George Teague stopped a run by Ralph Dawkins on the one-yard line and the Cardinals' led, 25-0, with one second left in the first quarter.


The Tide's only score came when Charles Gardner intercepted a Jeff Brohm pass and returned it 49 yards for a touchdown with 7:32 left in the second quarter.

Louisville rounded out the scoring when Nagle threw 19 yards to Anthony Cummings and Bama quarterback Danny Woodson was called for intentional grounding in the end zone.

SCORE BY QUARTERS

	1	2	3	4	-	F
Louisville	25	0	7	2	-	34
Alabama	0	7	0	0	-	7

Attendance: 69,098 (capacity: 71,706).



1991 BLOCKBUSTER BOWL (8) Alabama 30, (15) Colorado 25

MIAMI (Dec. 28, 1991) — Alabama relied on a second half rally and three Jay Barker touchdown passes to come from behind and defeat defending national champion Colorado, 30-25, at Joe Robbie Stadium in South Florida.

This game was marked Colorado's switch to a one-back, pass-oriented offense after the Buffaloes had been primarily an option running team for several years leading up to the contest. But Alabama adjusted quickly and successfully to the scheme.

David Palmer was honored with the "Brian Piccolo Award" as the game's most valuable player and he put the Crimson Tide on the scoreboard first in his usual fashion, a punt return. Palmer took the punt on Alabama's 48-yard line, ran through four Colorado defenders and scooted down the right sideline 52 yards for the score. Matt Wethington's point-after kick gave Alabama a 7-0 lead with 8:49 left in the first quarter.

Colorado's Ron Woolfork blocked an Alabama punt to give the Buffaloes the ball on the Alabama three-yard line and two plays later Scott Phillips ran it in from the one 1 with 1:34 remaining in the opening period. Jim Harper kicked the extra point to tie the game. Two possessions later, Colorado took the lead when linebacker Ted Johnson tackled Alabama running back Martin Houston in the end zone for a safety with 13:15 left in the second quarter.

Neither team could generate much offense, but the Alabama defense provided the necessary boost when Mark McMillian intercepted a Darian Hagan pass on the 50-yard line and ran it back 49 yards to the one. The Tide lost seven yards in three plays and settled for a Wethington field goal. The Buffaloes used the final 43 seconds in the half and kicked a 33-yard field goal as time ran out.

In the second half, the Alabama offense woke up and drove the ball to Colorado's eight. An apparent David Palmer touchdown was called back because of an illegal substitution, but on the next play (third-and-13) Barker and Siran Stacy connected on a 13-yard pass for six points. The two-point conversion failed, and Alabama led, 16-12.

The lead didn't last long. The Buffaloes scored just 18 seconds later on a 62-yard pass from Hagan to Michael Westbrook to put CU back in front, 19-16. At this point, both offenses were moving. Alabama marched 75 yards its next possession, scoring on a 12-yard pass from Barker to Kevin Lee. Wethington's conversion kick put the Tide up, 23-19, with 6:55 left in the third quarter.

A 15-play drive in the fourth quarter culminated with a five-yard touchdown pass from Barker to Palmer and gave the Tide a 30-19 lead with 8:10 remaining. But the Buffaloes cut the lead to five on a 13-yard pass from Hagan to Charles Johnson with 3:30 left. Colorado got the ball back with 1:49 left and drove to the Alabama 33-yard line before being stopped on a fourth-and-one play with 40 seconds left.

SCORE BY QUARTERS

	1	2	3	4	-	F
Alabama	7	3	13	7	-	30
Colorado	7	5	7	6	-	25

Attendance: 52,644 (capacity: 75,192).



1993 SUGAR BOWL (2) Alabama 34, (1) Miami 13

NEW ORLEANS (Jan. 1, 1993) — All week long Alabama coach Gene Stallings said he did not consider his Crimson Tide an underdog. In front of 76,789 in the Superdome and a national television audience, Alabama proved the skeptics wrong as the Tide handily defeated the No. 1-ranked Miami Hurricanes, 34-13, winning the national championship for the first time since 1979.

Alabama's defensive strategy stifled Miami's rushing game, only allowing the Hurricanes 48 yards on the ground. Gino Torretta passed for 278 yards but was ineffective. With Alabama leading 13-6 at the half, the defense took control of the game early in the third quarter. On UM's first play from scrimmage in the second half, Torretta was intercepted by Tommy Johnson, who returned the ball to the Miami 20-yard line. Six plays later, Derrick Lassic scored from a yard out to increase UA's lead to 20-6.

Alabama's defense had been giving Torretta problems all day but the one play that virtually spelled the end for Miami came on their next possession. The Tide pulled all 11 players up to line with Torretta operating from the shotgun. His errant pass was snared by George Teague who high-stepped 31 yards for the second Tide touchdown in 16 seconds.

Teague was matched against Miami tailback Jonathan Harris, who was lined up in a slot to the right. Teague jammed Harris as he tried to come off the line of scrimmage. Torretta, who was pressured all night by the Alabama defense, chose to force a throw towards Harris. But Teague stepped in front of Harris, caught the pass at the 31, took off toward the right sideline and high-stepped the last five yards into the end zone for a 21-point lead. This play by Teague would be a big one in the Tide's victory, however, it would not be the only one he would be remembered for in this game.

Trailing 27-6, the Hurricanes offense took the field to mount a successful drive. On Miami's second down and 10 play, Teague made one of the biggest defensive plays of the season, although it was null and void because of a five-yard offside penalty called against Alabama. Torretta hit his favorite receiver, Lamar Thomas, who was streaking down the sideline for an apparent six points. Teague streaked down the sideline, ran Thomas down, stripped the ball from him, and proceeded to advance the ball in the other direction for a short gain. The play may not be officially recorded in the record books, but it will stand as one of the best defensive plays ever.

The Tide relied on a ground attack to move the ball on offense. Out of the 285 total yards gained, 267 of them came on the ground. Derrick Lassic controlled UA's ground game cutting and weaving his way to 135 yards rushing on 28 carries and two touchdowns. His efforts gained him the Miller-Digby Sugar Bowl Most Valuable Player Award.

Alabama was outgained, 326 yards to 285. Tide quarterback Jay Barker, who led his team to victory for the 17th time in 17 starts, completed just 4 of 13 passes for 18 yards, with two interceptions. Meanwhile, Torretta's decisive mistakes were the result of an overwhelming Alabama defensive effort that all but eliminated Miami's ability to run. Miami was held to 48 rushing yards, 42 of which came during an inconsequential final drive long after a Crimson celebration had begun.

SCORE BY QUARTERS

	1	2	3	4	-	F
Alabama	3	10	14	7	-	34
Miami	3	3	0	7	-	13

Attendance: 76,789 (capacity: 76,800).



1998 MUSIC CITY BOWL (24) Virginia Tech 38, Alabama 7

NASHVILLE, Tenn. (Dec. 29, 1998) — Virginia Tech's special teams generated 14 points and cornerback Anthony Midget returned an interception 27 yards for a touchdown as the 24th-ranked Hokies routed Alabama, 38-7, in the inaugural Music City Bowl.

Linebacker Phillip Summers also set up a touchdown with an interception for the Hokies, whose defense picked off 24 passes in 1998, the second-highest total in the country. Playing in front of a sellout crowd of 41,600 at Vanderbilt Stadium, the Hokies recorded their first victory over Alabama in 11 tries. Tech quarterback Al Clark ran for a 43-yard touchdown, running back Lamont Pegues added a pair of one-yard scores and running back Shyrone Stith added a four-yard touchdown for Virginia Tech (9-3), which snapped a two-game bowl losing streak.

Freshman Andrew Zow and Michael Vaughn hooked up on a five-yard second-quarter touchdown to account for Alabama's only scoring in a game that began with temperatures hovering around 40 degrees. The conditions worsened as the contest progressed, with freezing rain falling for most of the final three quarters. Alabama's 31-point setback was surpassed only by a 38-6 loss to Nebraska in the Orange Bowl on New Year's Day 1972. Alabama (7-5) had its five-game bowl winning streak snapped.

Virginia Tech led 10-7 at halftime, but the Crimson Tide self-destructed in one of Alabama's worst second halves of the season. On Alabama's second possession of the third quarter, Zow's pass over the middle was picked off by Summers at the Tide 3-yard line and Virginia Tech entered the end zone three plays later on Pegues' first one-yard plunge.

Alabama's next drive was quickly halted, and defensive end Corey Moore broke through the line to block Pope's kick, giving Virginia Tech possession at the Alabama 29. It took the Hokies four plays to score this time, with Stith's four-yard scamper making it 24-7. Moore was voted the game's most valuable player. Winston's muff late in the third period was recovered by safety Cory Bird at the Alabama 19 and Pegues' one-yard scoring run 1:29 into the fourth quarter ended any hopes of an Alabama comeback. For emphasis, Midget picked off Zow and sprinted into the right corner of the end zone with 7:33 remaining.

Clark completed 7-of-14 passes for 71 yards and was intercepted once while carrying nine times for 55 yards. Stith added 71 yards on 10 attempts for the Hokies, who needed just 278 total yards to record the blowout. Zow was 19-of-35 for 224 yards but was picked off three times for Alabama, which was held to 274 yards, including just 50 on the ground. Shaun Alexander carried 21 times for 55 yards and caught eight passes for 87 yards.

Tech began the onslaught on its first possession when Clark faked to Pegues, burst up the middle and outran the Tide secondary for a 43-yard touchdown just 2:35 into the contest.

Alabama tied the game just under six minutes into the second period when Zow found Vaughn in the back of the end zone. But Graham connected from 44 yards moments later to give the Hokies a three-point halftime advantage.

SCORE BY QUARTERS

	1	2	3	4	-	F
Virginia Tech	7	3	14	14	-	38
Alabama	0	7	0	0	-	7

Attendance: 41,600 (capacity: 39,790).



2000 ORANGE BOWL (8) Michigan 35, (5) Alabama 34

MIAMI (Jan. 1, 2000) — In a meeting between two of college football's most storied programs, Michigan came from behind twice, then held on in overtime to win. Alabama's Ryan Pflugner missed an extra-point attempt by inches on the final play of overtime to give the Wolverines a 35-34 victory over the Crimson Tide in the Orange Bowl.

Michigan's Tom Brady threw for 369 yards and four touchdowns, including three to David Terrell who caught 10 passes for 150 yards. After Michigan's Shawn Thompson caught a 25-yard touchdown pass on the first play of overtime, Alabama scored on Andrew Zow's 21-yard pass to Antonio Carter. But Pflugner's extra-point attempt was just wide to the right.

The Wolverines won even though they lost a fumble at the Alabama 1 in the fourth quarter and had a 36-yard field goal attempt blocked to force the overtime. Shaun Alexander, the Southeastern Conference Player of the Year, rushed for 161 yards and three touchdowns in his final game for Alabama. His scores came on runs of 5, 6 and 50 yards, and teammate Freddie Milons scored on a 62-yard punt return.

The eighth-ranked Wolverines (10-2) managed just one first down in the opening 28 minutes but completed their third consecutive 10-win season. The sixth-ranked Crimson Tide (10-3) lost in their 50th bowl game, an NCAA record.

The Wolverines' first six possessions produced just one first down, which came on a 5-yard gain on a fake punt. The offense finally mustered a first down with 1:18 left in the opening half, then scored two plays later on a 27-yard pass from Brady to Terrell. The Wolverines erased deficits of 14-0 and 28-14 thanks to Terrell, who tied Orange Bowl and Michigan bowl records with three touchdown receptions.

Brady, who was 34-for-46, led Michigan to three touchdowns in a 12-minute span in the third quarter. The comeback wasn't the first by the Wolverines, who rallied from fourth-quarter deficits to win three times during the regular season. Alabama's Phillip Weeks blocked a field-goal attempt by Hayden Epstein as time ran out in the fourth quarter, forcing the overtime. Earlier in the period, Michigan's Anthony Thomas lost a fumble at the Alabama 1.

Alexander turned a third-and-1 run into a 50-yard touchdown, breaking three tackles to give Alabama a 21-14 lead in the third quarter. Less than three minutes later, Milons caught a 51-yard punt, weaved across the field and scored untouched to make it 28-14.

The Wolverines made the score 14-14 on their first series of the second half. Terrell caught a short pass from Brady, eluded cornerback Milo Lewis, and sprinted to the end zone, completing a 57-yard play. Terrell beat Lewis again in the third quarter for a 20-yard score.

Alabama picked up only one first down in the opening quarter, but a 32-yard run by Alexander got the Tide rolling. The play started a 76-yard drive that ended with Alexander's 5-yard touchdown run. Three minutes later, Alabama scored again on Milons' 23-yard punt return, and a late-hit penalty gave the Tide the ball at the Michigan 31. Alexander's 6-yard touchdown run made the score 14-0.

SCORE BY QUARTERS

	1	2	3	4	-	F
Michigan	0	7	21	0	7	35
Alabama	0	14	14	0	6	34

Attendance: 70,416 (capacity: 71,295).



2001 INDEPENDENCE BOWL Alabama 14, Iowa State 13

SHREVEPORT, La. (Dec. 27, 2001) — Andrew Zow, playing with a bruised calf, tossed a 27-yard touchdown pass to Terry Jones with 4:44 remaining as the Crimson Tide ended Alabama head coach Dennis Franchione's first season with a victory as the Crimson Tide trimmed Iowa State, 14-13, before a national television audience on ESPN. The game marked Alabama's 51st bowl appearance and the first for the Tide in the Independence Bowl.

The final score wasn't indicative of the tempo of the game. Iowa State's offense gave the Alabama defense all it wanted and racked up 456 yards of total offense and 23 first downs. But the Tide defense held when it had to, and the offense scored when it counted most. Iowa State's defense dominated throughout, but Alabama free safety Wayne Bacon blocked Tony Yelk's punt, giving the Crimson Tide possession at the Cyclones' 29-yard line.

Two plays later, Zow connected with Jones for the winning score, enabling Alabama (7-5) to rally from a 10-0 deficit and finish the season with a winning record. Zow, who was sacked four times, completed 11-of-19 passes for 119 yards with an interception. The Crimson Tide were held to just 150 yards on the ground.

Iowa State (7-5) had a chance to regain the lead in the final minute, but Yelk's 47-yard field goal was wide right with 46 seconds left. It was his third miss of the game. Seneca Wallace drove the Cyclones into field goal range on their final possession. He converted a second-and-25 with a 26-yard completion to Jack Whitver at midfield, then kept the drive alive by hitting Lane Danielson for 14 yards on 4th-and-7 from the Alabama 47. For the game, Wallace completed 25-of-42 passes for 284 yards.

But Yelk's field goal missed the upright by inches and Zow took two snaps to run out the clock. Yelk kicked a 36-yard field goal to open the scoring 1:42 into the contest before Joe Woodley scored on a one-yard touchdown run to make it 10-0 with 14:24 left in the second quarter. Alabama got on the board on Zow's eight-yard touchdown run with 9:19 left in the second and Yelk failed to extend the lead, missing a 25-yard field goal with 26 seconds left in the half.


Yelk converted a 41-yarder to make it 13-7 with 2:11 left in the third period but kept Alabama within one score by missing a 40-yarder 4:22 into the final period.

Cyclones running back Ennis Haywood rushed for 125 yards on 20 carries, marking the first time Iowa State had lost in 13 games when its leading runner surpassed the century mark. Ahmad Galloway paced Alabama on the ground with 90 yards on 16 carries.

SCORE BY QUARTERS

	1	2	3	4	-	F
Alabama	0	7	0	7	-	14
Iowa State	3	7	3	0	-	13

Attendance: 45,627 (capacity: 50,832).



2004 MUSIC CITY BOWL

Minnesota 20, Alabama 16

NASHVILLE, Tenn. (Dec. 27, 2004) — A turnaround 2005 season for Alabama ended in a way indicative of the regular season as Crimson Tide rode a game-winning 45-yard field goal by Jamie Christensen to a 13-10 win over explosive Texas Tech in the 2006 AT&T Cotton Bowl Classic at the Cotton Bowl Stadium in Dallas. The victory produced the Tide's 28th 10-win season and, when the dust settled, Alabama finished ranked eighth in both final national polls.

Although the kick by Christensen was by no means perfect, it was enough to keep Alabama in the win column and marked his third game-winning field goal of the season. Alabama's defense dominated the game early as the Red Raiders were forced to punt after their first possession of the game.

The Tide's first possession resulted in a 76-yard touchdown pass from Brodie Croyle to Keith Brown on the Tide's second play of the game as Croyle flicked a play-action pass to the streaking Brown. Christensen's point-after kick was good, giving the Tide an early 7-0 lead.

The Tide defense held the Red Raiders in check until late in the first quarter when Alex Trlica hit a 34-yard field goal, cutting the Alabama lead to 7-3.

With 2:39 left in the second quarter, a 38-yard field goal attempt by Christensen was blocked and allowed Tech to take possession at the Alabama 46-yard line. Tech quickly marched to the Alabama 21 and as the second quarter neared an end Trlica attempted a 37-yard field goal on the final play of the first half, but Alabama defensive lineman Mark Anderson burst through to block the attempt to keep Alabama's halftime lead at 7-3.

In the third quarter, the Crimson Tide was able to put more points on the scoreboard when Christensen kicked a 31-yard field goal to extend the Alabama lead to 10-3. Early in the fourth quarter, Tech managed to tie the game at 10-10 as quarterback Cody Hodges connected with Jarrett Hicks on a 12-yard touchdown pass. Trlica's conversion kick tied the game.


Alabama then went to work from its own 14-yard line, moving to the Red Raider 28-yard line in the game's waning seconds. With just five seconds left in the game, Christensen nailed a 45-yard field goal that barely cleared the crossbar, giving the Tide the 13-10 victory, Alabama's national-leading 30th victory in a postseason bowl game.

Playing his last game as the Alabama quarterback, senior Brodie Croyle earned the game's Offensive Most Valuable Player honor as he completed 19 of 31 passes for 275 yards and one touchdown. Alabama linebacker DeMeco Ryans was named Defensive MVP after garnering seven tackles to lead the Crimson Tide defense.

SCORE BY QUARTERS

	1	2	3	4	-	F
Minnesota	7	10	3	0	-	20
Alabama	7	7	0	2	-	16

Attendance: 66,089 (capacity: 69,143).



2006 COTTON BOWL

(13) Alabama 13, (18) Texas Tech 10

DALLAS (Jan. 2, 2006) — A turnaround 2005 season for Alabama ended in a way indicative of the regular season as Crimson Tide rode a game-winning 45-yard field goal by Jamie Christensen to a 13-10 win over explosive Texas Tech in the 2006 AT&T Cotton Bowl Classic at the Cotton Bowl Stadium in Dallas. The victory produced the Tide's 28th 10-win season and, when the dust settled, Alabama finished ranked 8th in both final national polls.

Although the kick by Christensen was by no means perfect, it was enough to keep Alabama in the win column and marked his third game-winning field goal of the season. Alabama's defense dominated the game early as the Red Raiders were forced to punt after their first possession of the game.

The Tide's first possession resulted in a 76-yard touchdown pass from Brodie Croyle to Keith Brown on the Tide's second play of the game as Croyle flicked a play-action pass to the streaking Brown. Christensen's point-after kick was good, giving the Tide an early 7-0 lead.

The Tide defense held the Red Raiders in check until late in the first quarter when Alex Trlica hit a 34-yard field goal, cutting the Alabama lead to 7-3.

With 2:39 left in the second quarter, a 38-yard field goal attempt by Christensen was blocked and allowed Tech to take possession at the Alabama 46-yard line. Tech quickly marched to the Alabama 21 and as the second quarter neared an end Trlica attempted a 37-yard field goal on the final play of the first half, but Alabama defensive lineman Mark Anderson burst through to block the attempt to keep Alabama's halftime lead at 7-3.

In the third quarter, the Crimson Tide was able to put more points on the scoreboard when Christensen kicked a 31-yard field goal to extend the Alabama lead to 10-3. Early in the fourth quarter, Tech managed to tie the game at 10-10 as quarterback Cody Hodges connected with Jarrett Hicks on a 12-yard touchdown pass. Trlica's conversion kick tied the game.

Alabama then went to work from its own 14-yard line, moving to the Red Raider 28-yard line in the game's waning seconds. With just five seconds left in the game, Christensen nailed a 45-yard field goal that barely cleared the crossbar, giving the Tide the 13-10 victory, Alabama's national-leading 30th victory in a postseason bowl game.

Playing his last game as the Alabama quarterback, senior Brodie Croyle earned the game's Offensive Most Valuable Player honor as he completed 19 of 31 passes for 275 yards and one touchdown. Alabama linebacker DeMeco Ryans was named Defensive MVP after garnering seven tackles to lead the Crimson Tide defense.

SCORE BY QUARTERS

	1	2	3	4	-	F
Alabama	7	0	3	3	-	13
Texas Tech	7	0	0	3	-	10

Attendance: 74,222(capacity: 74,222).



2006 INDEPENDENCE BOWL

Oklahoma State 34, Alabama 31

SHREVEPORT, La. (Dec. 27, 2006) — Ending the 2006 season in the PetroSun Independence Bowl, Alabama scored two late touchdowns to erase a 14-point deficit, but a 27-yard field goal by Oklahoma State's Jason Ricks with 8.9 seconds left pinned a 34-31 loss on Alabama at Independence Stadium.

OSU running back Dantrell Savage ran for 112 yards and a touchdown and made the key play on the winning drive. He took a screen pass from quarterback Bobby Reid for 26 yards on third-and-9 to the Alabama 15 to put Ricks in prime position. Alabama tried to ice Ricks with three timeouts. But the sophomore sent the kick through the uprights, and he snatched off his helmet and ran to the sideline with it extended over his head.

The kick saved the Cowboys (7-6) from a fourth-quarter collapse and gave them both a winning record and their first bowl victory since 2002. Oklahoma State blew a 14-point lead, setting up the Crimson Tide for the tying touchdown with a fumbled kickoff return.

Alabama (6-7) was playing in its NCAA-record 54th bowl game and looking for its 31st bowl victory but for much of the night the Crimson Tide's vaunted postseason history seemed a distant memory.

The Cowboys scooped up an Alabama fumble on the Tide's 38-yard line to set up the opening score. Savage ran the final yard to cap a 38-yard drive and make it 7-0 Oklahoma State. Alabama tied it on an 18-yard touchdown pass from quarterback John Parker Wilson to Matt Caddell with 3:32 remaining in the first quarter.

Oklahoma State went ahead 14-7 on Keith Toston's 4-yard run. The Cowboys stretched their lead to 17-7 on a 28-yard field goal by Ricks. Alabama cut the margin to 17-14 on a 1-yard run by fullback Tim Castille. But Alabama was unable to stop the Cowboys' final drive of the half. Oklahoma State took it 64 yards, capped by a 7-yard run by Toston for a 24-14 halftime lead.

In the third quarter, Jamie Christensen kicked a 24-yard field goal to pull Alabama three points closer. Then Reid hit Adarius Bowman for a 10-yard score to give Oklahoma State a 14-point lead, 31-17. Alabama played flat until late in the fourth quarter. With the Tide trailing 31-17, Javier Arenas returned a punt 86 yards to pull Alabama to within a touchdown with 10:50 left in the game.

Then Grant Jones fumbled the ensuing kickoff and Chris Rogers, who forced the fumble, recovered to give Alabama a first down on the Oklahoma State 21. Six plays later, left tackle Andre Smith caught a lateral from John Parker Wilson and ran two yards to tie the game at 31-31.


Oklahoma State, ranked 16th nationally in total offense, outgained Alabama, 419 to 276. The Cowboys rushed for 207 yards compared to 108 yards for the Tide. Jeremy Nethon had 11 tackles including seven solo for Oklahoma State and was selected the game's Most Valuable Player honor.

For OSU, Reid completed 15 of 29 attempts for 212 yards with a touchdown and an interception, and Keith Toston added 58 yards and two touchdowns. John Parker Wilson completed 18 of 33 for 168 yards and a touchdown for Alabama. He was intercepted twice.

SCORE BY QUARTERS

	1	2	3	4	-	F
Oklahoma State	7	17	0	10	-	31
Alabama	7	7	3	14	-	34

Attendance: 45,054 (capacity: 50,832).



2007 INDEPENDENCE BOWL Alabama 30, Colorado 24

SHREVEPORT, La. (Dec. 24, 2007) — Alabama used a 20-point first quarter and relied on a stingy second-half defense to withstand Colorado in the PetroSun Independence Bowl, gaining 388 total yards in a 30-24 win over the Buffaloes at Independence Stadium.

Alabama (7-6) dominated the first quarter of the game, opening with two field-goal-scoring drives to take a 6-0 lead before an unsuccessful fake punt by Colorado (6-7) led to the Crimson Tide's first touchdown of the night, a 15-yard pass from quarterback John Parker Wilson to receiver Keith Brown for a 13-0 lead 10 minutes into the game.

After a Colorado punt, the Tide took the ball 63 yards in five plays on its next possession, capping the drive with a 34-yard touchdown pass from Wilson to receiver Matt Caddell for a 20-0 first-quarter lead.

A blocked punt by Caddell on Colorado's next possession set up the Tide at its own 35-yard line and, six plays later, Wilson hit receiver Nikita Stover for his third touchdown pass of the night, a 34-yarder, to extend Alabama's lead to 27-0 with 12:20 left in the first half. Wilson completed 13 of his first 15 passes for 185 yards and three touchdowns.

Late in the half, Colorado quarterback Cody Hawkins found receiver Tyson DeVree for a four-yard score to cut the Tide lead to 27-7. A 25-yard pass from Hawkins to Dusty Sprague with four seconds left in the second quarter cut the Alabama lead to 27-14 at the half.

A third quarter Colorado field goal cut the Alabama lead to 10 and, with the Alabama offense stalled, the Buffaloes got the ball back at the Alabama 20 with 8:25 left in the game and a chance to cut the Tide lead even more. But Alabama defensive tackle Brandon Deaderick tipped a Hawkins pass and linebacker Darren Mustin made a diving interception to give Alabama the ball on Buffaloes' 22.

Seven plays later Alabama was able to extend its lead to 30-17 with a 26-yard field goal from Leigh Tiffin, his third of the night, with 4:36 left in the game. Colorado then went 69 yards in just 45 seconds to cut the Alabama lead to 30-24 with a touchdown pass from Hawkins to DeVree, but the Tide was able to convert two first downs on its next possession, running the clock down to one second before the Buffaloes took over at their own 20. Colorado's lateral-filled final play was stopped at the Buffaloes' 45-yard line.

Wilson was 19-of-32 passing for 256 yards, with three touchdowns and one interception. The Alabama defense was led by end Wallace Gilberry, who recorded five tackles-for-loss in an eight-tackle performance in his final game for the Tide, tying the Alabama single-game record for tackles-for-loss. Safety Rashad Johnson had 13 tackles while Mustin had eight stops to go with his interception.

SCORE BY QUARTERS

	1	2	3	4	-	F
Alabama	20	7	0	3	-	30
Colorado	0	14	0	7	-	24

Attendance: 47,043 (capacity: 50,832).



2009 SUGAR BOWL (6) Utah 31, (4) Alabama 17

NEW ORLEANS (Jan. 2, 2009) — Fourth-ranked Alabama battled back from an early 21-0 deficit, cutting its deficit against No. 6 Utah to 21-17 in the second half, but the Crimson Tide was unable to overcome the deficit, falling to the Utes, 31-17, in the 75th Allstate Sugar Bowl in New Orleans. Alabama finished the season with a 12-2 record while Utah finished the season as college football's only undefeated team at 13-0.

Utah scored 21 first-quarter points, capitalizing on a John Parker Wilson interception and getting a pair of touchdown passes from Brian Johnson to take a 21-0 lead into the second quarter. Alabama responded with 17 unanswered points, starting the comeback with a 52-yard field goal by Leigh Tiffin and getting a 73-yard punt return for a touchdown by Javier Arenas that cut the largest deficit the Crimson Tide had faced all season to 21-10 at halftime. A fumble on Utah's first possession of the third quarter gave Alabama the ball in the Utes' territory, and a 4-yard touchdown pass from Wilson to Glen Coffee cut the lead to 21-17 with 11:14 to go in the third. Utah, however, closed the game on a 10-0 run.

Wilson completed 18-of-30 passes for 177 yards, with one touchdown and two interceptions. Julio Jones was Wilson's leading receiver, finishing with seven catches for 77 yards. Coffee (36 yards) and Mark Ingram (26) combined for 62 yards on the ground.

Utah quarterback Brian Johnson threw for 336 yards and three touchdowns on his way to being selected the game's most outstanding player, a fitting finish to the career of Utah's winningest quarterback (26-7).

Utah's defense was impressive, intercepting Wilson twice and sacking him eight times, with the seventh sack forcing a fumble that ended the Crimson Tide's last threat with just more than five minutes remaining. The Utes' front seven was significantly outweighted by Alabama's offensive line, playing without left tackle Andre Smith, the Outland Trophy winner who missed the game due to a suspension.


Johnson adeptly spread the ball around, completing passes to seven receivers while the Utes almost completely ignored the running game. Johnson connected with receiver Freddie Brown 12 times for 125 yards. Johnson's touchdowns went for 7 yards to Brent Casteel, 18 yards to Bradon Godfrey and 28 yards to David Reed. Matt Asiata ran for a 2-yard score, set up by Reed's leaping catch at the 2. An Alabama comeback appeared to be building early in the second half, when Dont'a Hightower stripped Johnson, and Bobby Greenwood recovered at the Utah 30. Wilson drove the Tide for a score, hitting Coffee for an easy 4-yard touchdown pass on a rollout to close the gap to 21-17.

At the point, it appeared to be only a matter of time before the Tide would overtake the underdog Utes. But Johnson opened Utah's next drive with a 33-yard pass over the middle to Brown. That started a 71-yard scoring drive that ended with Reed's touchdown. The Tide drove right back into Utah territory, but Ingram was stopped for no gain on third-and-2 from the Utah 32. But Tiffin missed a long field goal attempt, hooking a 49-yarder just left of the upright.

SCORE BY QUARTERS

	1	2	3	4	-	F
Utah	21	0	7	3	-	31
Alabama	0	10	7	0	-	17

Attendance: 71,872 (capacity: 75,000).



2010 BCS CHAMPIONSHIP (1) Alabama 37, (2) Texas 21

PASADENA, Calif. (Jan. 7, 2010) — The No. 1-ranked Alabama football team held true to its ranking, defeating second-ranked Texas, 37-21, in the 2010 BCS National Championship at the Rose Bowl in Pasadena. The 2009 national championship was the 13th in Alabama history.

The Crimson Tide defense ended any hopes of a Longhorn comeback when blitzing linebacker Eryk Anders forced a fumble by Texas quarterback Garrett Gilbert with only 3:08 remaining in the game. Alabama later forced two more turnovers and scored two touchdowns to seal the 2009 national championship.

After Texas jumped ahead 6-0 in the first quarter, the Crimson Tide took the lead with running back Mark Ingram punching in a two-yard rush to put Alabama up 7-6 with 14:18 remaining in the second quarter.

Trent Richardson joined in on the ground attack when he busted a 49-yard touchdown run at the 7:59 mark of the second quarter, stretching Alabama's lead to 14-7.

Placekicker Leigh Tiffin extended the Tide's lead by connecting on a 26-yard field goal. Two plays later, defensive tackle Marcell Dareus intercepted Gilbert's shovel pass and returned it 28 yards for an Alabama touchdown. The 10-point swing gave the Crimson Tide a 24-6 lead heading into halftime.

After Texas scored 11 unanswered points in the second half, pulling within 24-21, Anders forced a fumble at the three-yard line and linebacker Courtney Upshaw recovered for the Tide. The Texas fumble led directly to Ingram's one-yard touchdown run, putting Alabama up 31-21.

Javier Arenas came up with his second interception of the game with 1:55 remaining and Richardson turned the turnover into points once again, scoring a touchdown on a two-yard run. Tiffin missed the extra point attempt, making the final score 37-21.


Alabama head coach Nick Saban became the first head coach in major college football history to win a national championship at two different schools, previously winning the BCS national championship in 2003 at LSU. Saban also became the second head coach to win two BCS national championships, joining Urban Meyer of Florida.

The victory in Pasadena came 84 years after Alabama won its first national championship in the 1926 Rose Bowl game and marked the fifth Alabama team to end a national championship campaign at the Rose Bowl in Pasadena.

SCORE BY QUARTERS

	1	2	3	4	-	F
Alabama	0	24	0	13	-	37
Texas	6	0	7	8	-	21

Attendance: 94,906 (capacity: 83,542).



2011 CAPITAL ONE BOWL (15) Alabama 49, (7) Michigan State 7

ORLANDO (Jan. 1, 2011) — Mark Ingram ran for two scores to break the school record for career touchdowns, and 15th-ranked Alabama rolled past No. 7 Michigan State 49-7 in the most lopsided Capital One Bowl in the game's history.

The 2009 Heisman Trophy winner had 59 yards rushing on 12 carries and a 30-yard reception against the team he rooted for as a kid. Greg McElroy threw for 220 yards and one touchdown, and the game got so out of hand that the Crimson Tide (10-3) pulled most of their starters early in the third quarter. Ingram also moved past Shaun Alexander's mark (41) with 42 career touchdowns.

The margin of victory topped East Texas State's 33-0 victory over Tennessee Tech in the 1953 game, then known as the Tangerine Bowl. The bowl dates back to 1947.

The Crimson Tide found the end zone on their first five possessions, held the Spartans (11-2) to 171 total yards and sacked Kirk Cousins four times in their most dominant performance all season. Cousins had 120 yards passing, threw one interception and was under pressure all game. Edwin Baker was held to 14 yards rushing for a Spartans team that felt snubbed by the BCS after sharing the Big Ten title. Instead, they were bullied and bruised by a team that knows the big stage well.

Alabama (10-3) took the opening kickoff 79 yards on 13 plays and Ingram scored on a 1-yard run to the right side.

Michigan State (11-2) took its opening drive and looked to have something going, but quarterback Kirk Cousins was intercepted by Alabama's Robert Lester. A short time later, Richardson scored on an 8-yard run to help the Tide grab a 14-0 lead.

The Spartans again looked to have something going in the second quarter, driving to Alabama's 7-yard line, but linebacker Courtney Upshaw hit Cousins from the blindside, forcing a fumble that stalled another Michigan State drive. Upshaw finished with five total tackles, two sacks, and three tackles for loss. He was voted the game's most valuable player.

On the following drive, Alabama drove 80 yards on seven plays and scored when Ingram burst through on the left side for a 6-yard touchdown to put the Tide up by three scores. The touchdown was Ingram's 42nd career rushing touchdown, making him the school's all-time leader, passing Shaun Alexander.

McElroy, playing his final game for Alabama, was nearly flawless. The fifth-year senior was 13-of-17 for 220 yards and even made a block that sprung Julio Jones on a 35-yard reverse for a score.

The Spartans managed only 48 yards on the ground. It was the second fewest yards allowed on the ground by an Alabama team since 1962. Edwin Baker, the Big Ten's third-leading rusher, was held to 14 yards on 12 carries. Alabama outgained Michigan State 546-171 in total yards.

Cousins was sacked four times and the last one, by Alabama linebacker Alex Watkins, forced him to the sidelines. He was replaced by redshirt freshman Andrew Maxwell, who didn't fare much better. Maxwell was sacked twice and was replaced by Keith Nichol who connected with wideout Bennie Fowler for a 49-yard touchdown pass with 5:45 left to avoid the shutout.

SCORE BY QUARTERS

	1	2	3	4	-	F
Alabama	7	21	14	7	-	49
Michigan State	0	0	0	7	-	7

Attendance: 61,519 (capacity: 70,000).



2012 BCS CHAMPIONSHIP (2) Alabama 21, (1) LSU 0

NEW ORLEANS (Jan. 9, 2012) — A staunch defensive effort, combined with a record-setting night from kicker Jeremy Shelley, propelled the University of Alabama football team to its 14th national championship with a 21-0 victory over LSU in the 2012 BCS National Championship Game at the Mercedes-Benz Superdome.

The Crimson Tide's defense held LSU to 92 total yards and five first downs as defensive player of the game Courtney Upshaw and Jerrell Harris each had seven tackles. As a unit, the defense had 11 tackles for loss, four sacks and an interception.

Fifteen of Alabama's 21 points came from the leg of Shelley, who converted on a bowl-record five field goals from 23, 34, 41, 35 and a career-long 44 yards. The defense provided the offense with excellent field position all evening and quarterback AJ McCarron did a masterful job under center completing 23-of-34 passes for 234 yards to earn offensive player of the game honors.

"We knew that he was going to have to play well, because we knew that we were going to throw the ball," Saban said of his quarterback. "He showed great leadership and poise in making good decisions."

Thanks to Shelley, the Tide carried a 15-0 lead into the final quarter when LSU mounted its first legitimate charge after being held to 55 yards in the previous three quarters. Upon crossing midfield for the first time all game, the drive stalled and left the Tigers facing 4th and 18 to gain on the Alabama 40. The Tide defense came through again, as Dont'a Hightower sacked LSU's Jordan Jefferson and knocked the ball loose at the 50-yard line. Nick Gentry fell on the fumble to end the drive and set up the Tide offense at midfield with 6:15 left to play.

Four plays later, Trent Richardson raced 34 yards for the first touchdown of the game. The Heisman Trophy semifinalist finished with 96 yards on 20 carries and 107 all-purpose yards.

Alabama put up the first points of the game when Shelley capped off a five-play, 20-yard drive with a 23-yard field goal with five minutes left in the first quarter. Shelley came up big for the Tide on two more occasions in the first half, connecting from 34 and 41 yards to give Alabama a 9-0 lead at the break.

Alabama held LSU to one first down throughout the first half, while collecting 13 of its own. The Tide also amassed 156 total yards compared to the Tigers' 26 total yards in the first 30 minutes.

SCORE BY QUARTERS

	1	2	3	4	-	F
Alabama	3	6	6	6	-	21
LSU	0	0	0	0	-	0

Attendance: 78,237 (capacity: 73,208).



2013 BCS CHAMPIONSHIP (2) Alabama 42, (1) Notre Dame 14

MIAMI GARDENS, Fla. (Jan. 7, 2013) — The Alabama Crimson Tide established its dominance early on the way to a dominant performance as the Tide earned the programs 15th national championship in football with a 42-14 victory over Notre Dame in the 2013 Discover BCS National Championship Game.

Playing before a Sun Life Stadium record crowd of 80,120 the Tide raced to touchdowns on their first three offensive possessions and built a lead that eventually reached 35-0 in the third quarter. The title, Alabama's third in the past four seasons, concluded a 13-1 season for the Tide while Notre Dame fell to 12-1 with the loss. Tide quarterback AJ McCarron passed for four touchdowns and 264 yards while completing 20 of 28 attempts without throwing an interception.

Running back Eddie Lacy rushed for 140 yards and a touchdown while averaging seven yards per carry, wide receiver Amari Cooper caught six passes for 105 yards and two scores and running back T.J. Yeldon rushed for 108 yards and a touchdown as the Tide offense flourished behind an outstanding performance by its offensive line. Alabama gained 529 total yards while exhibiting incredible balance, rushing for 265 yards and passing for 264.

The Crimson Tide romped to its second consecutive BCS championship, cruising to the second-most lopsided BCS championship game victory to date. Alabama (13-1) became the third team to win three national titles in four seasons since polls started being used to crown champions in 1936, and the first since Nebraska from 1994-97.

The Fighting Irish (12-1) didn't score until they were down 35-0 late in the third quarter. In a matchup of tradition-rich programs tied for the most AP national championships with eight, Notre Dame was looking for its first national championship in 24 years. The Crimson Tide got its ninth.

The Tide marched with ease on the opening drive, going 82 yards on five plays to take a 7-0 lead on Lacy's 20-yard touchdown run up the middle with 12:03 left in the first quarter.

Lacy set up Alabama's second touchdown with another 20-yard run, this time to the Irish 2. Instead of running into a Notre Dame goal-line defense that has become known for goal-line stands, McCarron faked a handoff and found tight end Michael Williams all alone for the score and a 14-0 lead. Alabama made it 3 for 3 on the next drive when Yeldon scored from a yard out on the first play of the second quarter.

Lacy landed one more blow with 31 seconds left in the half when McCarron found Lacy for an 11-yard score to make it 28-0. Alabama turned a Ha Ha Clinton-Dix interception in the third quarter into another long scoring drive, capping it with a McCarron a 34-yard touchdown pass to freshman Amari Cooper.

McCarron earned Offensive Most Valuable Player honors while linebacker C.J. Mosley earned Defensive MVP honors by virtue of his team-best 8 tackles.

SCORE BY QUARTERS

	1	2	3	4	-	F
Alabama	14	14	7	7	-	42
Notre Dame	0	0	7	7	-	14

Attendance: 80,120 (capacity: 73,208).



2014 SUGAR BOWL (11) Oklahoma 45, (3) Alabama 31

NEW ORLEANS (Jan. 2, 2014) — The tenth-ranked Oklahoma Sooners (11-2) used a surprising quick-tempo offensive attack keyed by pinpoint passing from quarterback Trevor Knight to upset third-ranked Alabama (11-2), 45-31, in the 2014 Allstate Sugar Bowl.

Four Alabama turnovers led directly to 28 Oklahoma points that proved to be too much to overcome for the Crimson Tide before a crowd of 70,473 at Mercedes-Benz Superdome (capacity: 72,003). The Tide churned out 516 yards of offense but could not erase a 14-point halftime deficit largely due to the turnovers that the Sooners converted into points, as one turnover resulted in a touchdown and two others were converted into touchdowns on the ensuing play after the miscues.

Additionally, Alabama suffered five total turnovers in the game and had two offensive possessions into the Oklahoma red zone end without points, one on a turnover and another on a missed field goal. The Tide failed to capitalize on a dominant third quarter performance before the Sooners clinched the outcome in the final period.

Tide quarterback AJ McCarron set the Alabama single-season passing yards record during the game as he completed 19 of 30 passes for a career-high 387 yards and two touchdowns with two interceptions, connecting nine times for 121 yards to wide receiver Amari Cooper and three times for 139 yards to DeAndrew White. That marked the fifth time in Alabama history that two receivers eclipsed the century mark in yardage and the first time it happened in a bowl game.

Freshman running back Derrick Henry rushed for 100 yards and a touchdown on eight carries and had one catch for 61 yards and a score. For the defense, Tide cornerback Eddie Jackson led the team with 10 tackles while safety Landon Collins had nine stops and an interception.

Despite outgaining the Sooners in total offense, 516 to 429, the Tide lost largely due to failures in the red zone and turnovers. Oklahoma's fast-paced offense had the Tide defense off balance in the first half and during key points of the game overall. The Sooners managed 348 passing yards against the Tide as Sooners' quarterback Trevor Knight completed 32 of 44 attempts for four touchdowns with one interception. Knight earned Most Outstanding Player honors for his performance.

The decisive portion of the game came in the second quarter with the score knotted at 17-17. After a touchback on the kickoff, Alabama started at its 25 and constructed a 67-yard drive in 11 plays that consumed 6:19 of clock but ended in frustration.

Alabama marched to a first down at the Sooner 20. A pass to Cooper yielded seven yards to the OU 13 on first down, and then Yeldon gained two more to set up third-and-one. On the next play, Yeldon gained four yards and a first down at the OU seven-yard line, but he fumbled when hit by OU's Joe Palange and the OU defensive end Geneo Grissom scooped up the ball and returned it 26 yards to the OU 34 with 5:26 left in the half. Five rapid-fire plays by the OU offense moved the Sooners to a fourth-and-one at the Alabama 45 where Clay's two-yard run converted the first down. After a two-yard run by Clay on first down to the Tide 43, the Sooners called timeout. On the next play, Knight launched a perfectly thrown touchdown bomb to Jalen Saunders who had beaten Alabama's Deion Belue on the play for a 43-yard touchdown pass. Hunicutt's kick gave the Sooners a 24-17 lead with 2:59 left in the second quarter. It was a lead the Sooners would never relinquish.

Alabama responded with a march to the OU 48, but McCarron's second-down pass was intercepted by OU cornerback Zack Sanchez, who returned the pickoff 41 yards to the Tide 13 with 1:12 left in the second quarter. On the first play after the turnover, OU receiver Sterling Shepard took a pitchout on a reverse and raced 13 yards for a touchdown. Hunicutt's conversion kick was good, and the Sooners had a 31-17 lead over the Crimson Tide with 1:05 left in the half. Alabama drove within field goal range as the half was drawing to a close, but Foster's 32-yard field goal attempt was wide right as the first half clock expired.

Alabama twice drew within a touchdown in the second half but could not contain the Sooner offense at key points in the late going.

SCORE BY QUARTERS

	1	2	3	4	-	F
Oklahoma	14	17	0	14	-	45
Alabama	10	7	7	7	-	31

Attendance: 70,483 (capacity: 72,003).



2015 CFP SEMIFINAL AT THE SUGAR BOWL (4) Ohio State 42, (1) Alabama 35

NEW ORLEANS (Jan. 1, 2015) — Ohio State quarterback Cardale Jones, making only his second collegiate start, accounted for 290 total yards (243 passing and 47 rushing) and Buckeyes running back Ezekiel Elliott ran for an Allstate Sugar Bowl-record 230 yards to lead Ohio State to a 42-35 upset of top-ranked Alabama in the second semifinal of the 2014 College Football Playoff. The No. 4 Buckeyes (13-1) kicked off at the Superdome right after No. 2 Oregon finished its 59-20 rout of reigning national champion Florida State in the Rose Bowl.

The victory gave Ohio State a spot opposite Oregon in the first College Football Playoff National Championship played eight days later on January 12. Alabama, meanwhile, was denied a shot at the Crimson Tide's fourth national title in six years while suffering a loss in the Sugar Bowl for the second consecutive year.

Jones threw a 47-yard touchdown to Devin Smith that put the Buckeyes ahead for good early in the third quarter. He also converted a crucial third-down play with a spinning, one-yard dive when Ohio State was clinging to a 34-28 lead. On the next play, Elliott took a handoff, broke one attempt at a tackle, and was gone for an 85-yard touchdown that essentially clinched the victory with 3:24 remaining. The Ohio State victory snapped a 0-for-10 streak of futility against Southeastern Conference opponents in bowl games, its only victory vacated by an NCAA ruling.

Alabama, which finished its season 12-2, didn't go down quietly as the Crimson Tide became the first team in history to win at least 11 games in four consecutive seasons. Quarterback Blake Sims threw a six-yard touchdown pass to Amari Cooper with 1:59 remaining. The Buckeyes recovered the onside kick, but Alabama got it back one more time. The Tide's final chance ended when a desperation heave into the end zone was picked off by Tyvis Powell as time ran out, Sims' third interception of the game.

Alabama's third consecutive Sugar Bowl loss, dating back to a defeat against Utah following the 2008 season, was especially painful, costing the Tide a chance to advance in college football's first playoff. "I'm proud of this team," Saban said. "They excelled all year long and kept Alabama at the forefront of college football."

But Saban never liked the feel of the game, even after Alabama raced to an early 21-6 lead by taking advantage of a pair of turnovers and coming up with two red zone stops. "We really weren't stopping them. We had the momentum of the game because of the turnovers," Saban said. "We did not control the football game like we usually do."

After throwing an interception, Jones led one of the biggest drives of the game at the end of the first half, completing three straight passes for 37 yards, then broke off a 27-yard run up the middle when his receivers were covered. After a timeout with 19 seconds remaining, Ohio State pulled out a trick play with wide receiver Michael Thomas making a spectacular catch. Jones handed off to receiver Jalin Marshall on an apparent end-around, Marshall flipped it to Evan Spencer coming the other way, and Spencer suddenly pulled up and threw toward Thomas. Thomas leaped up to make a twisting catch and somehow got his left foot down just inside the line for a 13-yard score that gave the Buckeyes all the momentum going into halftime.

Ohio State built on that momentum at the beginning of the third quarter, scoring two more touchdowns to complete a stunning 28-0 spurt that pushed the Buckeyes ahead 34-21.

For the Tide, Sims ended the night with 237 passing yards and three touchdowns while accounting for 266 total yards and four touchdowns overall. Derrick Henry rushed for 95 yards and a touchdown while receiver Amari Cooper closed his career with a game-high nine catches for 77 yards and two touchdowns.

SCORE BY QUARTERS

	1	2	3	4	-	F
Ohio State	6	14	14	8	-	42
Alabama	14	7	7	7	-	35

Attendance: 74,682 (capacity: 72,003).



2015 CFP SEMIFINAL AT THE COTTON BOWL (2) Alabama 38, (3) Michigan State 0

ARLINGTON, Texas (Dec. 31, 2015) — The Crimson Tide (13-1 overall), ranked No. 2 in the College Football Playoff (CFP) rankings, produced a dominant performance for a 38-0 victory over the No. 3 Michigan State Spartans (12-2) in the College Football Playoff Semifinal at the Goodyear Cotton Bowl Classic in front of a crowd of 82,812 at AT&T Stadium (capacity: 71,815). With the victory, Alabama advanced to the CFP National Championship Game against the No. 1 Clemson Tigers at University of Phoenix Stadium in Glendale, Ariz.

The Alabama defense produced an excellent performance against a quality opponent, shutting down the Spartans' offense for much of the game, holding the Spartans to only 29 rushing yards and 239 total yards. Meanwhile, Tide cornerback Cyrus Jones produced game-changing plays with an interception to stop an MSU scoring threat and a punt return for a touchdown that sealed the verdict. The Tide defense registered four quarterback sacks, posted six tackles for loss, and intercepted two passes.

Linebacker Reggie Ragland led Alabama with seven tackles while linebacker Dilon Lee had six stops and intercepted a pass. Linebacker Ryan Anderson had four tackles, including a sack and two tackles for losses. Linebacker Reuben Foster and safety Geno Matias-Smith also had four tackles in the game. Alabama limited MSU's outstanding quarterback, Connor Cook, to 186 passing yards on 17 completions in 33 attempts with an interception and no touchdowns.

Alabama's offense produced 440 total yards (286 passing, 154 rushing) led by senior quarterback Jake Coker's then-career-best 286 passing yards and two touchdowns. Coker was deadly accurate, completing 25 of 30 pass attempts. Freshman wide receiver Calvin Ridley led 138 receiving yards on eight catches for two touchdowns, setting a new Alabama freshman record for single-season receiving yards in the process (1,031 yards). Heisman Trophy winning running back Derrick Henry rushed for 75 yards and two touchdowns on 20 carries, becoming only the 25th running back in NCAA history (encompassing all divisions) to rush for 2,000 yards in a season. He entered the CFP title game with 2,061 rushing yards in 2015.

After a scoreless first quarter, the teams continued in a standoff well into the second quarter until the Tide moved 80 yards in six plays to a touchdown to break on top, 7-0, on a 1-yard run by Henry with 5:36 left in the first half. Clutch plays in the passing game keyed the drive that was highlighted by a 50-yard pass from Coker to Ridley that reached the MSU 1-yard line. Henry's touchdown run was his 24th, breaking the Southeastern Conference record for rushing TDs in a season (previously held by Auburn's Tre Mason in 2013 and Florida's Tim Tebow in 2006). Placekicker Adam Griffith connected on a 47-yard field goal to give the Tide a 10-0 lead with 1:25 left in the half. Tide cornerback Cyrus Jones made a huge play at the end of the first half. The Spartans had marched to the Tide 12 in the final minute of the half before Jones leaped high to intercept a Connor Cook pass at the Tide 2-yard line in the waning seconds of the half, ending a scoring threat and protecting the Tide's 10-0 lead heading into halftime.

Alabama extended the lead to 17-0 on the opening drive of the second half, moving 75 yards in nine plays to pay dirt on a six-yard pass to Ridley along the sideline in the end zone. Later in the third period, Jones returned an MSU punt 57 yards for a touchdown to give the Tide a 24-0 lead with 3:24 left in the third period. Just 1:04 later, Coker and Ridley connected on a 50-yard touchdown bomb to move the Tide to a 31-0 lead with 2:20 left in the third period. Henry closed the scoring with an 11-yard run with 7:52 left in the game.

"I think last year when we came to this game, we were just happy to take part in the game," said Saban, who improved to 9-0 against his former assistants, with all nine wins coming by double digits. "I think this year we wanted to sort of take the game and really thought our guys had a vision of what they wanted, and everybody paid the price for what they had to do in preparation."

SCORE BY QUARTERS

	1	2	3	4	-	F
Alabama	0	10	21	7	-	38
Michigan State	0	0	0	0	-	0

Attendance: 82,812 (capacity: 71,815).



2016 CFP NATIONAL CHAMPIONSHIP

(2) Alabama 45, (1) Clemson 40

PHOENIX, Ariz. (Jan. 11, 2016) — In a scintillating matchup of contrasting styles, the Alabama Crimson Tide (14-1) showed incredible resourcefulness and resilience to earn its 16th football national championship in the Arizona desert. The national title was the Tide's fourth in seven seasons (since 2009) for the Crimson Tide and gave Tide head coach Nick Saban five national crowns in his career, including four with the Tide.

Tight end O.J. Howard caught five passes for a career-high 208 yards, quarterback Jake Coker passed for a career-best 335 yards, running back Derrick Henry rushed for 158 yards and Kenyan Drake returned a kickoff 95 yards for a touchdown to lift the Tide to a 45-40 victory over the top-ranked Clemson Tigers (14-1) before a crowd of 75,756 (capacity: 71,000) in the College Football Playoff Championship Game at the University of Phoenix Stadium in Glendale, Ariz.

Howard's receiving yardage set an Alabama record for a tight end and was the fifth-most by any Tide player, regardless of position. Meanwhile, Henry broke season and career school records for rushing yards and rushing touchdowns during the game.

A 50-yard run by Henry opened the scoring to put the Crimson Tide up early, 7-0, with 7:55 left in the first period. Clemson responded on the next possession on a 31-yard touchdown pass from Deshaun Watson to wide receiver Hunter Renfrow, evening the score at 7-7 with 5:18 left in the first quarter.

After a missed field goal by Alabama ended a scoring threat, Clemson moved 73 yards in seven plays to another Watson-to-Renfrow touchdown pass, this one from 11 yards for a 14-7 lead on the final play of the first period. Moments later, Tide safety Eddie Jackson intercepted a Watson pass to set up the tying touchdown as Alabama moved 42 yards to a 1-yard dive by Henry to tie the score at 14-14. The Tide held off another Clemson scoring threat in the final minute of the half. A 27-yard pass from Watson to wide receiver Charone Peake reached the Tide 39. Two plays later, Greg Huegel's 44-yard field goal attempt was blocked by Alabama's D.J. Pettway and fell short.

After forcing a punt on Clemson's opening possession of the second half, Alabama raced 64 yards in three plays to take a 21-14 lead on a 53-yard pass from Coker to tight end O.J. Howard with 12:53 left in the third period. Clemson came right back with a 55-yard drive to a 37-yard field goal by Huegel with 10:10 left in the third quarter, narrowing the Tide lead to 21-17. Clemson moved ahead on its next possession on a 1-yard run by Wayne Gallman, capping a 60-yard drive to give the Tigers a 24-21 lead with 4:48 left in the third period.

Alabama evened the score at 24-24 on a 33-yard field goal by Griffith with 10:34 left. On the ensuing kickoff, Griffith booted an onside kick that bounced high and into the hands of the Tide's leaping Marlon Humphrey to give Alabama the ball at the 50. One play later, Coker found Howard wide open again for a 51-yard touchdown pass to give the Tide a 31-24 lead with 9:45 left in the fourth period. Clemson stormed right back, driving 61 yards to a 31-yard field goal by Huegel with 7:47 on the clock. Kenyan Drake returned the kickoff 95 yards for a touchdown to extend the Tide lead to 38-27 with 7:31 on the clock.

The Tigers stormed back on a 75-yard touchdown drive capped by a 15-yard pass from Watson to Artavis Scott with 4:40 on the clock. A two-point conversion try on a run by Watson was stopped and Alabama held a 38-33 lead. Two plays later, on a second-and-12 play, Coker found Howard in the left flat and Howard raced past defenders for 63 yards to the Clemson 14. Six plays later, Henry sealed the victory with a 1-yard dive to give the Tide a 45-33 lead with 1:07 left in the fourth period. A pass by Watson to Leggett with 12 seconds left for a Clemson touchdown provided the final 45-40 margin.

SCORE BY QUARTERS

	1	2	3	4	-	F
Alabama	7	7	7	24	-	45
Clemson	14	0	10	16	-	40

Attendance: 75,765 (capacity: 71,000).



2016 CFP SEMIFINAL AT THE PEACH BOWL

(1) Alabama 24, (4) Washington 7

ATLANTA (Dec. 31, 2016) — Led by a Crimson Tide bowl-record 180 yards on the ground from running back Bo Scarbrough and an opportunistic and often stifling defense, the No. 1-ranked University of Alabama football team won the College Football Playoff Semifinal at the Chick-fil-A Peach Bowl, 24-7, over No. 4 Washington in front of a record crowd of 75,996 at the Georgia Dome.

Scarbrough, the Peach Bowl Offensive Most Valuable Player, opened and closed the Tide's scoring. He bulled his way 18 yards into the end zone in the first quarter to tie things up with Washington and then powered 68 yards early in the fourth quarter to make it 24-7. In between he added nearly 100 yards rushing. Senior linebacker Ryan Anderson, the Peach Bowl Defensive MVP, scored Alabama's 11th defensive touchdown of the season in the waning moments of the first half, intercepting a pass and returning it 26 yards for a score.

Defensively, Alabama tallied five sacks of Washington quarterback Jake Browning for losses totaling 38 yards, nabbed two interceptions returned for 54 yards and one touchdown and had seven tackles for losses totaling 48 yards. Junior cornerback Anthony Averett led the Tide with six solo tackles, including a 13-yard sack and a forced fumble. Senior linebacker Reuben Foster had nine total tackles with a team-best six assists.

Alabama won the toss and deferred its option to the second half. Washington chose to receive the opening kickoff. The two teams traded three-and-outs to start the game before the Huskies took over on their own 36-yard line for their second possession of the game. Washington marched 64 yards in eight plays to a touchdown, scoring on a 16-yard pass from Browning to wide receiver Dante Pettis. Place kicker Cameron Van Winkle tacked on the point-after, putting Washington ahead, 7-0, with 7:56 left in the first quarter.

Alabama answered Washington with a touchdown drive of its own on the next possession. After starting with a two-yard run by running back Damien Harris, quarterback Jalen Hurts threw a sideline pass to tight end O.J. Howard for a first-down pickup of 16 yards. Harris then rushed twice for a total of 11 yards and another first down. Hurts then picked up another first down with an 11-yard rush followed by a 12-yard, first-down rush by Scarbrough that put the ball on the Washington 26. Hurts ran for five more yards before Scarbrough closed out the possession with a run of three yards, followed by a punishing 18-yard rush, bulging his way into the end zone. Place kicker Adam Griffith's point-after attempt was good, and Alabama knotted the score at 7-7.

Washington was driving the ball on its next possession, picking up 33 yards and two first downs before Alabama's Averett stripped the ball from receiver John Ross following a seven-yard completion, forcing a fumble that defensive end Jonathan Allen recovered at the 50. Following the turnover, Alabama drove to the Washington 23-yard line as the first quarter expired. Coming out of the quarter break, Griffith came on for a 41-yard field goal attempt, driving the ball through the uprights to put Alabama ahead, 10-7 with 14:55 left in the first half.

Late in the second quarter, Anderson picked off a Browning pass, returning the interception 26 yards for a touchdown. Griffith connected on the point-after attempt and Alabama extended its lead to 17-7 with just over a minute left in the second quarter. The pick-six was the Alabama defense's 11th touchdown (by eight different players) of 2016.

The Tide's final score of the game came early in the fourth period off another rushing touchdown from Scarbrough. Starting at its two-yard line, Alabama gained one yard on its first two plays before Scarbrough burst through for 12 yards and a first down. A Hurts to Howard toss picked up 16 more followed by a one-yard rush by Hurts. Scarbrough, touching the ball for the second time in the drive, powered his way 68 yards to the end zone and another score, breaking two tackles on the weaving run. Griffith's PAT was good, and Alabama pushed its lead to 24-7 with 11:56 remaining.

SCORE BY QUARTERS

	1	2	3	4	-	F
Alabama	7	10	0	7	-	24
Washington	7	0	0	0	-	7

Attendance: 75,996 (capacity: 71,250).



2017 CFP NATIONAL CHAMPIONSHIP

(2) Clemson 35, (1) Alabama 31

TAMPA, Fla. (Jan. 9, 2017) — In a national championship game that saw-sawed back-and-forth throughout the second half, The University of Alabama football team came up just short in the final seconds against Clemson, falling to the Tigers, 35-31, in the 2017 College Football Playoff National Championship Game. The two teams played in front of a Raymond James Stadium-record 74,512 fans.

The Tide, playing in its second consecutive national championship game and third College Football Playoff in as many years, battled to the last second in a contest where the lead changed hands three times in the last four minutes and 38 seconds of the game.

Alabama freshman quarterback Jalen Hurts was 13-of-31 for 131 yards and a touchdown throwing the ball. He also added 63 rushing yards, including a 30-yard rushing touchdown with 2:07 left in the game. Sophomore running back Bo Scarbrough rushed for 93 yards and two touchdowns on 16 carries before leaving the game midway through the third period with an injury. Senior tight end O.J. Howard led all receivers with 106 yards and a touchdown on four receptions.

In the first quarter, Alabama marched down the field on a series of runs to score the first points of the game on a Scarbrough 25-yard touchdown run. Place kicker Adam Griffith kicked the extra point to put the score 7-0 in Alabama's favor.

Later in the second quarter, Bama struck again, this time Scarbrough picked up key blocks downfield, running through a great clearing block by tackle Cam Robinson, racing 37 yards into the end zone. Griffith's extra point was true to give Alabama a 14-0 lead with 10:42 left in the half. Clemson answered with a touchdown of its own, when Watson then bounced to the outside and raced to the pylon, getting the score on an eight-yard run and putting the Tigers on the board. Greg Huegel made the extra point to cut Alabama's lead to 14-7 with 6:09 left, which would be the final score of the half.

Clemson opened the second half with the ball and picked up a quick first down on a three-yard run by Gallman followed by an eight-yard Watson to Renfrow pass. An incomplete pass was followed by Alabama's Ryan Anderson stripping Watson of the ball, forcing and recovering the fumble, before returning it 12 yards to the Clemson 16.

After the turnover, Griffith converted a 27-yard field goal attempt, extending Alabama's lead to 17-7 with 12:25 left in the third quarter.

The Tigers responded by scoring in four plays, traveling 42 yards, closing with a 24-yard Watson to Renfrow touchdown pass with 7:10 left in the third quarter to cut the Alabama lead to 17-14. Later in the third, Hurts found a wide-open Howard for a 68-yard touchdown pass in an echo of last year's championship game. Griffith made the extra point and Alabama's lead went to 24-14.

Watson opened the fourth quarter with a four-yard rush before finding Williams for a four-yard touchdown pass. Huegel made the point after attempt, to pull Clemson with three, with Alabama leading 24-21.

Minutes later, after the teams traded three-and-outs, Watson mixed three complete passes for 52 yards with 20 yards rushing before handing the ball off to Gallman, who plunged in from one-yard out for a touchdown and a 28-24 Clemson lead following Huegel's extra point.

Alabama responded quickly, with Hurts racing up the middle for 30 yards and a touchdown. Following Griffith's extra point, Alabama was back on top, 31-28, with 2:01 on clock.

Clemson opened the next drive with three-straight completions that gained a combined 25 yards to the Alabama 43. Watson then threw to Renfrow for a six-yard pickup and Leggett for a 17-yard completion to the Alabama nine-yard line. A pass interference penalty on the Tide put Clemson first-and-goal on the two-yard line with nine seconds on the clock. Watson then hit Renfrow for a two-yard touchdown pass with one second remaining. Huegel's point after attempt was good and Clemson led, 35-31.

SCORE BY QUARTERS

	1	2	3	4	-	F
Clemson	0	7	7	21	-	35
Alabama	7	7	10	7	-	31

Attendance: 74,512 (capacity: 71,000).



2017 CFP SEMIFINAL AT THE SUGAR BOWL

(4) Alabama 24, (1) Clemson 6

NEW ORLEANS (Jan. 1, 2018) — The No. 4-ranked University of Alabama football team defeated No. 1-ranked Clemson, 24-6, in the 84th Allstate Sugar Bowl at the Mercedes-Benz Superdome in New Orleans.

The Crimson Tide (12-1) scored 14 points off two turnovers by the Tigers (12-2) in the third quarter to put the game out of reach.

On the defensive side of the ball, Alabama dominated with five sacks, allowing Clemson just 188 total yards of offense, while holding the Tigers to their lowest point total since the 2014 season.

Sophomore linebacker Mack Wilson grabbed his first career pick-six to go along with six tackles and a pass breakup, while junior defensive lineman Da'Ron Payne got his first-career interception and caught a one-yard touchdown pass, also a first in his time at UA. Senior linebacker Rashaan Evans led the team with nine tackles including one sack and a pass breakup.

On offense, sophomore quarterback Jalen Hurts finished 16-of-24 with 120 yards and a pair of touchdowns through the air while picking up 40 rushing yards on 11 carries in the win. Junior running back Damien Harris led the Tide on the ground with 77 yards on 19 attempts.

The Alabama defense forced the potent Clemson offense into a three-and-out on the opening drive of the game. The Tigers responded in kind, as the Tide was forced to punt after its first three plays from scrimmage. Clemson took over at its own 16-yard line before being forced to punt again after another three-and-out.

The UA offense started its second drive from its own 47-yard line. Alabama used a heavy dose of the run game, with three different players carrying the ball for 40 yards on seven carries, before senior placekicker Andy Pappanastos converted a 24-yard field goal attempt to get the Tide on the board. The field goal capped a 10-play 47-yard drive, giving Alabama a 3-0 lead with 5:23 left in the opening quarter.

On the following Clemson drive, the Alabama defense came up with yet another three-and-out. After sophomore defensive back Trevon Diggs returned the punt 14 yards, the UA offense took over at the Tiger 46-yard line.

Alabama took full advantage of the favorable field position, scoring the game's first touchdown when Hurts found junior wide receiver Calvin Ridley for a 12-yard pitch-and-catch to cap an eight-play, 46-yard scoring drive. Following the Pappanastos point after, the Tide led 10-0 with 12 seconds remaining in the first quarter.

At the end of the first quarter, Clemson had a total of -7 yards of offense, while UA had amassed 102 yards.

The Tigers answered to begin the second quarter, going 54 yards on 13 plays and ending with a 44-yard field goal to cut the Tide lead to 10-3 with 10 minutes remaining in the first half.

The two sides traded punts before Alabama took over at its own 41-yard line, where UA put together a drive down to the Clemson 20-yard line where Pappanastos' field-goal attempt hit off the left upright and bounced out to keep the score at 10-3 heading into the half.

After an Alabama fumble 12 seconds into the second half, Clemson capitalized with a 42-yard field goal to cut the UA lead to 10-6 with 12:45 left in the third quarter.

With Clemson gaining momentum to start the second half, the Tigers controlled the ball at the UA 35-yard line when sophomore linebacker Anfernee Jennings came with the pressure that forced Tiger's quarterback Kelly Bryant to throw the ball directly to Payne who returned his first career interception 21 yards to the CU 42. A personal foul on Clemson during the return then advanced the ball to the Clemson 27-yard line.

Four plays into the drive, Harris converted a crucial fourth-and-one with a four-yard rush to the CU 14-yard line. Three plays later, Hurts found the aforementioned Payne who came into the game in the jumbo package, for a one-yard score to cap the seven-play, 27-yard drive. After the Pappanastos kick, the Tide led 17-6 with 5:40 left in the third quarter.


On the next play from scrimmage, Bryant dropped back to pass when the ball was tipped by senior defensive back Levi Wallace into Wilson's hands who returned it 18 yards for the touchdown. The Tide scored 14 points in 13 seconds after Pappanastos converted the PAT to put UA up 24-6 with 5:27 remaining in the third quarter.

The two sides each punted multiple times in the fourth quarter with no change in the score. Alabama made a final stand with 1:43 left in the game, keeping the Tigers out of the end zone on fourth-and-goal from the UA five-yard line to seal the win.

SCORE BY QUARTERS

	1	2	3	4	-	F
Alabama	10	0	14	0	-	24
Clemson	0	3	3	0	-	6

Attendance: 72,360 (capacity: 72,500).



2018 CFP NATIONAL CHAMPIONSHIP

(4) Alabama 26, (3) Georgia 23 (OT)

ATLANTA (Jan. 8, 2018) — The No. 4-ranked University of Alabama football team defeated third-ranked Georgia, 26-23, on a game-winning 41-yard touchdown pass from freshman Tua Tagovailoa to fellow freshman wide receiver DeVonta Smith in the 2018 College Football Playoff National Championship Game at Mercedes-Benz Stadium in Atlanta.

The Crimson Tide won its 17th national championship and fifth in the last nine seasons with the win over the Bulldogs. Alabama head coach Nick Saban improved to 12-0 against his former assistants with the win over UGA's Kirby Smart.

Tagovailoa was named Offensive MVP after going 14-of-24 for 166 yards, three scores through the air and 27 yards on the ground, all in the second half.

On defense, junior Da'Ron Payne was named the Defensive MVP with six tackles in the game. Sophomore linebacker Mack Wilson led the team with 12 tackles, including two tackles-for-loss. Senior defensive back Tony Brown and sophomore defensive lineman Raekwon Davis each had an interception in the win.

Georgia received the ball first in the overtime period, starting at the UA 25-yard line. The Alabama defense pushed Georgia back nine yards to the 34-yard line, where the Bulldogs netted a 51-yard field goal attempt to go up 23-20.

Lining up on the UGA 25-yard line in Alabama's first overtime possession, Tagovailoa was sacked on the first play for a 16-yard loss to the 41-yard line. On the next play from scrimmage, Tagovailoa found Smith sprinting down the field for a 41-yard touchdown reception to give Alabama the 26-23 win in thrilling fashion.

The game opened with a scoreless first quarter before Georgia took a 3-0 lead on a 41-yard field goal with 14:14 left to go in the first half. The Bulldogs extended the lead to 6-0 on the next drive, going 70 yards on 13 plays to set up a 27-yard field goal.

Georgia found the end zone late in the first half to go up 13-0 following a one-yard touchdown run with just seven seconds left in the first half of play.

The Tide began the second half with Tagovailoa in at quarterback. On the second drive of the half, UA faced a third-and-seven from its own 47-yard line when Tagovailoa escaped multiple Bulldog defenders and scrambled for nine yards to keep the drive alive. Alabama capitalized with Tagovailoa completing four-straight passes, including a six-yard touchdown pass to freshman Henry Ruggs III, capping a seven-play 56-yard scoring drive that cut the lead to 13-7 with 8:52 left in the third quarter.

Georgia quickly responded with an 80-yard touchdown pass to put the Bulldogs up 20-7 with 6:52 remaining in the third quarter.

But following that score, the Crimson Tide defense stiffened, limiting the Bulldogs to just 71 yards of offense and a single field goal the rest of the way to spur the UA rally.

The comeback started on the next Georgia drive when sophomore defensive lineman Raekwon Davis intercepted a Bulldog pass and galloped 19 yards to the UGA 40-yard line. The Tide capitalized on the turnover, with a 43-yard Andy Pappanastos field goal to cut the deficit to 20-10 with 5:15 remaining in the third quarter.

Alabama cut the lead to 20-13 with 9:24 left in the fourth quarter as Tagovailoa engineered an eight-play, 71-yard drive that ended with a 30-yard Pappanastos field goal. Freshman running back Najee Harris provided a spark off the bench with a 16-yard scamper to begin the drive, followed by a 35-yard run two plays later to put the Tide in position for the score.

Alabama then came up with a big stop on defense, stuffing Georgia on a third-and-two to force a three-and-out and the Tide took over on its own 34-yard line with 7:10 remaining in the game. Tagovailoa drove UA down the field where the offense was faced with a fourth-and-four from the UGA seven-yard line. The true freshman scrambled around in the backfield before finding junior wide receiver Calvin Ridley in the end zone for the seven-yard touchdown. Pappanastos' extra point tied the game at 20-20 with 3:56 left in the game.

After a Georgia three-and-out, Alabama was wide left on a field goal attempt at the end of regulation to send the game into overtime.

SCORE BY QUARTERS

	1	2	3	4	-	F
Alabama	0	0	10	10	6	26
Georgia	0	13	7	0	3	23

Attendance: 77,430 (capacity: 77,430).



2018 CFP SEMIFINAL AT THE ORANGE BOWL

(1) Alabama 45, (4) Oklahoma 34

MIAMI GARDENS, Fla. (Dec. 29, 2018) — The No. 1 Alabama football team jumped out to a 28-0 lead and never looked back against No. 4 Oklahoma, winning 45-34 in the College Football Playoff Semifinal at the Capital One Orange Bowl Saturday at Hard Rock Stadium in Miami Gardens, Fla.

Sophomore quarterback Tua Tagovailoa was impressive, going 24-of-27 for 318 yards and four touchdowns through the air. Sophomore wide receiver DeVonta Smith led the team with six catches for 104 yards and a score. Junior running back Josh Jacobs added 158 total yards and a touchdown, while senior running back Damien Harris racked up 48 yards on the ground and two touchdowns.

On the defensive side of the ball, sophomore linebacker Dylan Moses led the way with six tackles, while sophomore defensive back Xavier McKinney totaled five tackles to go along with a game-high four pass breakups.

The Tide started the game with a bang when Tagovailoa found Smith on a slant route across the middle for a 50-yard pitch-and-catch on the first play from scrimmage. Six plays later, Harris found the end zone from one yard out to get UA on the board. Following redshirt freshman Joseph Bulovas' extra point the Tide held a 7-0 advantage with 11:54 left in the opening quarter.

After an Oklahoma three-and-out, Alabama added to its total when Tagovailoa found sophomore wide receiver Henry Ruggs III in the back of the end zone for a toe-tap 10-yard touchdown. Bulovas' point after pushed the lead to 14-0 with 5:54 on the clock in the first quarter.

The Crimson Tide scored its third touchdown on its third offensive drive of the quarter after Harris found his way untouched into the end zone for his second one-yard score to cap a five-play, 61-yard drive. Bulovas' extra point extended the lead to 21-0 with 1:33 remaining in the first.

Alabama continued to pour on the points in the second quarter when Tagovailoa connected with Jacobs out of the backfield who then rumbled 27 yards for the Tide's fourth touchdown of the game. After Bulovas knocked through the extra point, UA held the 28-0 advantage with 13:01 left before the half.

The Sooners responded with a pair of scoring drives, scoring a touchdown with 11:48 to go in the second quarter before adding a field goal with 7:30 remaining in the half.

On its next offensive possession, Alabama added a field goal of its own after Bulovas knocked through a 37-yard attempt to make it 31-10 at the halftime break.

At the end of the first 30 minutes of play, the Tide outgained the Sooners 318-191 and held OU quarterback Kyler Murray to just 6-of-13 passing. The 10 points at the half were the lowest by Oklahoma all season.

Oklahoma scored twice in the third quarter, a 26-yard field goal and a 49-yard receiving touchdown to trim Alabama's lead to 31-20 heading into the fourth quarter.

Tagovailoa put the Tide up 38-20 to begin the final quarter after finding Smith for another quick slant touchdown, this time from 10 yards out with 13:08 left in the game. Bulovas' point after completed the methodical nine-play drive that accumulated 87 total yards.

The Sooners answered with its second touchdown of the half to cut the Alabama advantage to 38-27 with 8:31 to go in the contest.

The Tide bounced back with another touchdown when Tagovailoa connected with sophomore wideout Jerry Jeudy from 13 yards out to end a five-play, 46-yard scoring drive. Following the extra point from Bulovas, Alabama held the 45-27 edge with 6:08 remaining.



Oklahoma found the end zone again with 4:23 left in the game to cut the lead to 45-34. However, Alabama recovered the ensuing outside kick and ran out the clock for the victory.

The Tide compiled 528 yards of total offense and controlled the ball for 36 minutes of the game in the victory.

SCORE BY QUARTERS

	1	2	3	4	-	F
Oklahoma	0	10	10	14	-	34
Alabama	21	10	0	14	-	45

Attendance: 66,203 (capacity: 65,490).



2019 CFP NATIONAL CHAMPIONSHIP

(2) Clemson 44, (1) Alabama 16

SANTA CLARA, Calif. (Jan. 7, 2019) — The No. 1 Alabama football team fell against No. 2 Clemson, 44-16, in the 2019 College Football Playoff National Championship Game in Levi's Stadium Monday night in Santa Clara, Calif. The Crimson Tide ended the season at 14-1, while the Tigers finished at 15-0.

Sophomore quarterback Tua Tagovailoa finished the game 22-of-34 for 295 yards to go along with two touchdowns and two interceptions. Sophomore wide out Jerry Jeudy ended the contest with five catches for 139 yards and a score.

On defense, sophomore defensive back Xavier McKinney had seven tackles and a pass breakup, while junior linebacker Mack Wilson and senior defensive end Isaiah Buggs each had six tackles.

Alabama opened on defense, forcing Clemson into a three-and-out. On the Tide's third offensive play, Tagovailoa was picked off by A.J. Terrell who took the ball 44 yards for a touchdown. Clemson led 7-0 with 13:20 on the first quarter clock.

Tagovailoa quickly bounced back with a 62-yard touchdown strike to Jeudy to cap a three-play, 75-yard scoring drive. Redshirt freshman Joseph Bulovas' extra point tied the game at 7-7 with 12:05 remaining in the opening quarter.

A minute and a half later the Tigers found the end zone after connecting for a 62-yard pitch-and-catch of their own before finishing off the drive with a 17-yard rush from Travis Etienne to take the 14-7 with 10:35 on the clock.

Alabama battled back by going on a methodical 10-play, 75-yard touchdown drive, with Tagovailoa finding senior tight end Hale Hentges wide open in the back of the end zone for the one-yard score. Bulovas' extra point was no good, giving the Tigers a 14-13 advantage with 6:23 to go in the first.

Following a Clemson three-and-out, the Tide took the 16-14 lead with 14:18 remaining in the second quarter after Bulovas converted a 25-yard field goal to cap an 11-play, 45-yard drive.

The Tigers answered by driving 65 yards in 11 plays, capped by an Etienne one-yard run to put Clemson up 21-16 with 11:38 to go before halftime.

The Tigers got the ball back after Tagovailoa's second interception was returned 46 yards to the UA 47-yard line. Eight plays later, the Tigers found the end zone for the fourth time in the half when quarterback Trevor Lawrence linked up with Etienne from five yards out to go up 28-16 with 4:38 left before the halftime break.

The Tigers extended their lead to 31-16 and carried the lead into the half after a 36-yard field goal with 45 seconds to go.

In the first half, Alabama outgained Clemson 266-224 while controlling the ball for 19:26 of the first 30 minutes of action.

Alabama drove the ball down the field to begin the second half but came up empty after a fake field goal attempt failed. On the ensuing Clemson drive, the Tigers connected for a 74-yard touchdown throw to go up 37-16 with 8:26 left in the third quarter. Later in the third, CU went on a 12-play, 89-yard drive capped by a five-yard throw-and-catch to push the lead to 44-16 with 21 seconds in the quarter.

The two sides traded possessions in the final quarter, with no further scoring.

SCORE BY QUARTERS

	1	2	3	4	-	F
Clemson	14	17	13	0	-	44
Alabama	13	3	0	0	-	16

Attendance: 74,814 (capacity: 71,000).

2020 CITRUS BOWL

(13) Alabama 35, (14) Michigan 16

ORLANDO, Fla. (Jan. 1, 2020) — No. 13 Alabama football beat No. 14 Michigan, 35-16, in the Vrbo Citrus Bowl at Camping World Stadium in the first game of the new year. With the win, the Crimson Tide climbs to 11-2 for the season, while the Wolverines fall to 9-4. The victory gave Alabama its ninth consecutive season with 11-or-more wins, the longest streak in the poll era (since 1936).

Junior wide receiver Jerry Jeudy used a career day to earn Citrus Bowl MVP honors, totaling a career-high 204 receiving yards on just six catches, averaging 34 yards per reception, including an 85-yard touchdown catch from redshirt sophomore quarterback Mac Jones on the Tide's first offensive play of the game. Jones went 16-for-25 for 327 yards and three touchdowns through the air with completions to six different targets.

Junior defensive back Xavier McKinney and redshirt senior linebacker Anfernee Jennings had 10 total tackles apiece to lead the Crimson Tide defense. Freshman linebacker Shane Lee led UA with seven solo stops and had nine tackles overall. McKinney and Lee both came up with sacks while Jennings and senior defensive lineman Tevita Musika combined for a third sack. Senior defensive back Shyheim Carter and sophomore defensive back Josh Jobe came up with interceptions, both of which came in the second half.

Alabama opened the game and the second half with a pair of long touchdown catches, with Jones connecting with Jeudy for an 85-yard strike on the Tide's first offensive play of the day before opening the second half with a 42-yard touchdown toss to junior wide receiver DeVonta Smith.

In between the Tide's first two passing touchdowns, Najee Harris leapt into the endzone for a nine-yard touchdown in the second quarter, giving him a rushing touchdown for the seventh game in a row. Michigan scored four times in the first half, with a first-quarter touchdown and three field goals, including a 57-yarder to close the first half.

In the fourth quarter, redshirt junior tight end Miller Forristall scored on a 20-yard reception from Jones in his first game back after missing the final four regular-season games. Harris iced the game by going up the middle to punch it in for a two-yard touchdown late in the fourth quarter to make it 35-16, the final score.

Jeudy finished the game with six receptions for a career-best 204 yards, starting with an 85-yard touchdown grab on the Tide's first offensive play of the game. Jeudy's 85-yard reception from Jones was the second longest completion in Citrus Bowl history.

Jeudy's 204 receiving yards put him over 1,000 yards for a season for the second time in his Alabama career, giving him 1,163 yards in 2019. Jones threw for 327 yards and three touchdowns, spreading the ball to six different receivers, including three that scored touchdowns. Harris accounted for 24 of the Tides' 30 rushes, rolling up 136 yards and two touchdowns, including 69 yards in the fourth quarter, giving him 1,262 rushing yards on the season.

SCORE BY QUARTERS

	1	2	3	4	-	F
Michigan	10	6	0	0	-	16
Alabama	7	7	7	14	-	35

Attendance: 59,746 (capacity: 65,000).

2021 CFP SEMIFINAL AT THE ROSE BOWL

(1) Alabama 31, (4) Notre Dame 14

ARLINGTON, Texas (Jan. 1, 2021) — The top-ranked Alabama Crimson Tide won the 2021 College Football Playoff Semifinal at the Rose Bowl Game Presented by Capital One by a score of 31-14 over No. 4 Notre Dame Friday in AT&T Stadium in front of a crowd of 18,373. The victory advances the Crimson Tide to the CFP National Championship Game on Monday, January 11, at Hard Rock Stadium in Miami Gardens, Fla.

The Crimson Tide trio of Mac Jones, DeVonta Smith and Najee Harris once again led the Crimson Tide offense. Jones went 25-for-30 and threw for 297 yards with four touchdowns. Smith, the Offensive Player of the Game, caught seven passes for 130 yards, tying the Rose Bowl record and setting the Alabama bowl mark with three receiving touchdowns. Harris ran for 125 yards on just 15 attempts, while adding 30 receiving yards on four catches.

Patrick Surtain II was named the Defensive Player of the Game, tallying five tackles, tackle for loss and a pass break up. DeMarcco Hellams led the Tide with 12 tackles, including six solo stops and a sack. Christian Harris snagged an interception to shut down a third-quarter Notre Dame drive, while Christian Barmore recorded a sack in the third quarter to go with five tackles.

Alabama totaled 437 yards of offense, including 297 receiving and 140 rushing, while the defense held the Irish to just two rushing touchdowns.

SCORE BY QUARTERS

	1	2	3	4	-	F
Notre Dame	0	7	0	7	-	14
Alabama	14	7	7	3	-	31

Attendance: 18,373 (capacity: 18,373).



2021 CFP NATIONAL CHAMPIONSHIP

(1) Alabama 52, (3) Ohio State 24

MIAMI GARDENS, Fla. (Jan. 11, 2021) — The top-ranked Alabama football team won its 18th national championship with a dominating 52-24 win over No. 3 Ohio State in the College Football Playoff National Championship Game at Hard Rock Stadium in Miami Gardens, Fla. Alabama finished its season a perfect 13-0, its second undefeated national championship season under head coach Nick Saban (also 2009).

In addition to being the Crimson Tide's 18th national championship overall, it was Saban's seventh as a head coach, giving him the most in collegiate football history, and his sixth at Alabama. Saban broke a tie for the most titles with Paul "Bear" Bryant.

DeVonta Smith was the game's Offensive MVP after setting championship game records for the most receptions (12) and receiving touchdowns (three) while accounting for 215 of the Crimson Tide's 464 receiving yards, all of which came in the first half. Christian Barmore was named the Defensive MVP after totaling five tackles, a sack and two tackles for loss in a disruptive performance.

Mac Jones threw for a CFP Championship Game record 464 yards on 36-of-45 passing, including five touchdowns to match the CFP title game record. Najee Harris became just the fifth player to score both rushing and receiving touchdowns in a BCS/CFP title game with two on the ground and one through the air. He totaled 158 yards of total offense, including 79 yards rushing on 22 attempts and 79 yards receiving on seven catches.

Christian Harris and Dylan Moses led the Tide defense in tackles with six each.

SCORE BY QUARTERS

	1	2	3	4	-	F
Ohio State	7	10	7	0	-	24
Alabama	7	28	10	7	-	52

Attendance: 14,926 (capacity: 14,926).



2022 CFP SEMIFINAL AT THE COTTON BOWL

(1) Alabama 27, (4) Cincinnati 6

ARLINGTON, Texas (Dec. 31, 2021) — The No. 1/1/1 University of Alabama football team won its 41st bowl game on New Year's Eve, defeating No. 4/4/4 Cincinnati, 27-6, in the College Football Playoff Semifinal at the 2021 Goodyear Cotton Bowl Classic at AT&T Stadium in Arlington, Texas.

With the win, Alabama advances to its sixth CFP Championship Game in Indianapolis, Ind., on Jan. 10, when it will face the winner of the CFP Semifinal game between No. 3 Georgia and No. 2 Michigan. The Cotton Bowl victory also gives the Tide 41 bowl wins, the most in college football history.

Running back Brian Robinson Jr. was named the game's Offensive MVP, while linebacker Will Anderson Jr. brought home Defensive MVP honors. Robinson Jr. recorded a career-high and Alabama bowl record 204 rushing yards on 26 carries, while Anderson Jr. led a Tide defense that held the Bearcats to just 218 yards of total offense.

Heisman Trophy winning quarterback Bryce Young tallied 181 yards on 17-of-28 passing with three touchdowns through the air, giving him the Alabama single-season passing yards record with 4,503 through 14 games. Ja'Corey Brooks led the Tide's receivers with 66 yards on four catches including a touchdown. Slade Bolden hauled in UA's first score of the game, while Cameron Latu added another touchdown in the fourth quarter.

Safety Brian Branch led the Tide with eight tackles, including six solo stops and a sack to go with two pass breakups. Anderson Jr. added six tackles, including a team-high two sacks.

Will Reichard connected on a 26- and 43-yard field goal and added three extra points in the game.

SCORE BY QUARTERS

	1	2	3	4	-	F
Cincinnati	3	0	3	0	-	6
Alabama	7	10	0	10	-	27

Attendance: 76,313 (capacity: 76,313).



2022 CFP NATIONAL CHAMPIONSHIP

(3) Georgia 33, (1) Alabama 18

INDIANAPOLIS (Jan. 10, 2022) — The No. 1/1/1 University of Alabama football team battled throughout its ninth national championship game appearance since 2009, but fell to No. 3/3/3 Georgia in the 2022 College Football Playoff National Championship Game, 33-18, in the College Football Playoff National Championship Game at Lucas Oil Stadium in Indianapolis, Ind.

The game was tight throughout with the first half seeing five field goals and no touchdowns between the two teams, as Alabama took a 9-6 lead into the break. After scoring another field goal and a touchdown to open the fourth quarter, Alabama led 18-13 with just over 10 minutes to go, before UGA scored a trio of touchdowns to secure the win.

Quarterback Bryce Young completed 33 of his 57 passes for 369 yards, recording one touchdown. Brian Robinson Jr. paced the team on the ground with 68 yards on 22 attempts while also hauling in four receptions for 28 yards through the air.

Tight end Cameron Latu led the Crimson Tide with 102 receiving yards and a touchdown on 5 catches, in the absence of John Metchie III and Jameson Williams, who left the game with an injury in the second quarter.

Defensive back DeMarcco Hellams led the Tide with seven tackles with linebackers Christian Harris and Henry To'oTo'o recorded six a piece. Meanwhile, Harris paced Alabama in tackles for loss with three, while he and Dallas Turner came away with two sacks each.

Will Reichard scored all nine of the Crimson Tide's points in the first half on field goals from 37, 45 and 37 yards out. He added a fourth field goal in the fourth quarter from 21 yards out.

SCORE BY QUARTERS

	1	2	3	4	-	F
Georgia	0	6	7	20	-	33
Alabama	3	6	0	9	-	18

Attendance: 68,311 (capacity: 68,311).



2022 SUGAR BOWL

(5) Alabama 45, (9) Kansas State 20

NEW ORLEANS (Dec. 31, 2022) — The No. 5/5/5 Alabama football team secured a 45-20 win over No. 9/11/9 Kansas State in the Allstate Sugar Bowl. The Crimson Tide’s victory at the Caesars Superdome helped UA finish 11-2 on the season.

Alabama fell behind early with Kansas State gaining a 10-0 lead in the first 12 minutes. The Tide countered with 35 unanswered points to make it a 35-10 game before the Wildcats narrowed the gap on a field goal late in the third. Alabama then put the game well out of reach thanks to a touchdown to close out the third quarter and a field goal from Will Reichard early in the fourth.

Quarterback Bryce Young was named the game’s Most Valuable Player with an impressive five-touchdown effort. The junior finished an efficient 15-of-21 for 321 yards to go with the five scores. He connected with seven different receivers overall, five of which scored a touchdown. Tight end Cameron Latu led in receptions with five for 54 yards and a score while Jermaine Burton paced UA in yards at 87 on his three catches, adding a touchdown of his own.

Jahmyr Gibbs highlighted the Tide running backs with 15 carries for 76 yards followed by Jase McClellan who rushed seven times for 42 yards and a score. Gibbs also added two receptions for 66 yards and a pair of kickoff returns for 31 yards to total a game-high 173 all-purpose yards.

The Crimson Tide defense intercepted two passes while limiting the Wildcats to only 210 yards through the air. Jordan Battle picked off the first pass and finished with nine total tackles, including half a stop for loss (-2 yards). Brian Branch recorded UA’s second pick and paired the turnover with 12 tackles, including a sack (-9 yards) and a game-high four tackles for loss (-22 yards). DeMarcco Hellams led all defenders with 13 stops.

SCORE BY QUARTERS

	1	2	3	4	-	F
Alabama	7	14	21	3	-	45
Kansas State	10	0	3	7	-	20

Attendance: 60,437 (capacity: 74,295).



Team Captains

DALLAS TURNER

JALEN MILROE

MALACHI MOORE