



2023 SCHEDULE

OVERALL: 6-5-4 | ACC: 2-3-3

Home: 6-1-3 | Away: 0-4-1 | Neutral: 0-0-0

8/24	PENN STATE	T, 1-1
8/28	HOWARD	W, 5-0
9/1	at (RV) Georgetown	L, 4-1
9/5	#2 MARSHALL	L, 3-1
9/9	#9 WAKE FOREST*	W, 3-0
9/15	at Boston College*	T, 0-0
9/18	FAIRLEIGH DICKINSON	W, 5-1
9/22	at #7 Syracuse*	L, 3-2
9/25	#19 DENVER	W, 3-1
9/29	#18 NORTH CAROLINA*	T, 0-0
10/6	VIRGINIA TECH*	W, 3-1
10/13	at Virginia*	L, 2-1
10/17	DUQUESNE	W, 2-0
10/21	#9 DUKE*	T, 0-0
10/27	at #5 Notre Dame*	L, 6-0
11/1	vs. #9 LOUISVILLE \$	8 PM

* - ACC game
\$ - ACC Tournament

Home games listed in **UPPERCASE**
All games are EST

MEN'S SOCCER STAFF

Head Coach.....	Jay Vidovich
Alma Mater, Year.....	Ohio Wesleyan, 1982
Years / Record at Pitt	8th / 75-60-17
Career Record	347-181-67 (.639)
ACC Record	103-81-32 (.551)
Assistant Coach.....	Bryce Cregan
Alma Mater, Year.....	Pitt, 2017
Years at Pitt	2nd
Assistant Coach.....	Josh Oldroyd
Alma Mater, Year.....	Bryan College, 2015
Years at Pitt	1st
Assistant Coach.....	Zack Schilawski
Alma Mater, Year.....	Wake Forest, 2010
Years at Pitt	1st
Athletic Trainer	Anthony Bricker
Strength & Conditioning..	Brenna MacDonald
Director of Sports Science	Felix Proesl
Men's Soccer Contact.....	Louie Spina
Phone Number	716-429-5464
Email	lspina@athletics.pitt.edu

PITT MEN'S SOCCER MATCH NOTES | VS. LOUISVILLE

Wednesday, November 1 | 8:00 pm | Pittsburgh, PA | Ambrose Urbanic Field
TV: ACC Network | **Talent:** Joe Malfa & Michael Lahoud



#8 PITT PANTHERS

2023 Record [ACC]	6-5-4 [2-3-3]
2022 Record [ACC]	12-5-5 [3-2-3]
United Soccer Coaches Poll	--
TopDrawer Soccer Poll	20
College Soccer News Poll	--

Head Coach Jay Vidovich (8th Year)
Career Record 347-181-67

#9 LOUISVILLE CARDINALS

2023 Record [ACC]	9-4-3 [2-4-2]
2022 Record [ACC]	9-6-3 [4-3-1]
United Soccer Coaches Poll	--
TopDrawer Soccer Poll	--
College Soccer News Poll	--

Head Coach John Michael Hayden (5th Year)
Career Record 43-33-10

STATISTICAL COMPARISON

	2023 Season	
15	Matches	16
27	Goals Scored	32
1.80	Goals Per Game	2.00
22	Goals Allowed	23
1.47	Goals Allowed Per Game	1.44
178	Shots	215
11.9	Shots Per Game	13.4
.152	Shot Percentage	.149
31	Assists	32
56	Corner Kicks	71
23	Yellow Cards	42
4	Red Cards	1

SERIES HISTORY

#8 PITT • #9 LOUISVILLE

Meeting	8th
Series Record	Louisville leads, 6-1-0
First Meeting.....	2006 / H / UL won, 2-1
Last Meeting	2022 / A / UL won, 2-1
Last Pitt Win	2020 / A / 4-1
Last UL Win	2022 / A / 2-1
Last Tie	N/A
Vidovich vs. Louisville	3-5-0

BROADCAST INFO

	Broadcast: ACC Network
	Link: bit.ly/46NAh4d
	Talent: Joe Malfa (Play-by-Play) Michael Lahoud (Color)
	Statbroadcast
	Website: bit.ly/3EKwCZu
	Stats Link: bit.ly/3MIPaNh

THE OPENING KICK

- » The Panthers earned the No. 8 seed in the ACC Tournament and plays host to No. 9 Louisville Wednesday, Nov. 1 at 8:00 pm at Ambrose Urbanic Field. Wednesday's match will air on ACC Network. This marks the eighth straight season Pitt has earned an ACC Tournament bid while earning a first round victory in each of the past five seasons.
- » The Panthers enter postseason play with the No. 1 strength of schedule in the nation as they have played seven ranked opponents including four who were ranked inside the top-10.
- » The Panthers have been one of the best home teams in the nation over the past four seasons as they own a 30-3-7 (.838) record at Ambrose Urbanic Field. The .838 win percentage marks the best in the ACC and third best overall in the NCAA over the span.
- » Senior midfielder **Filip Mirkovic** is enjoying another strong campaign for the Panthers as he ranks second in the conference and seventh in the NCAA in assists on the year (9). For his career, Mirkovic has recorded a program record 28 assists, breaking the previous school record that was held by Eric Prex since 1994.



2023 ACC MEN'S SOCCER CHAMPIONSHIP

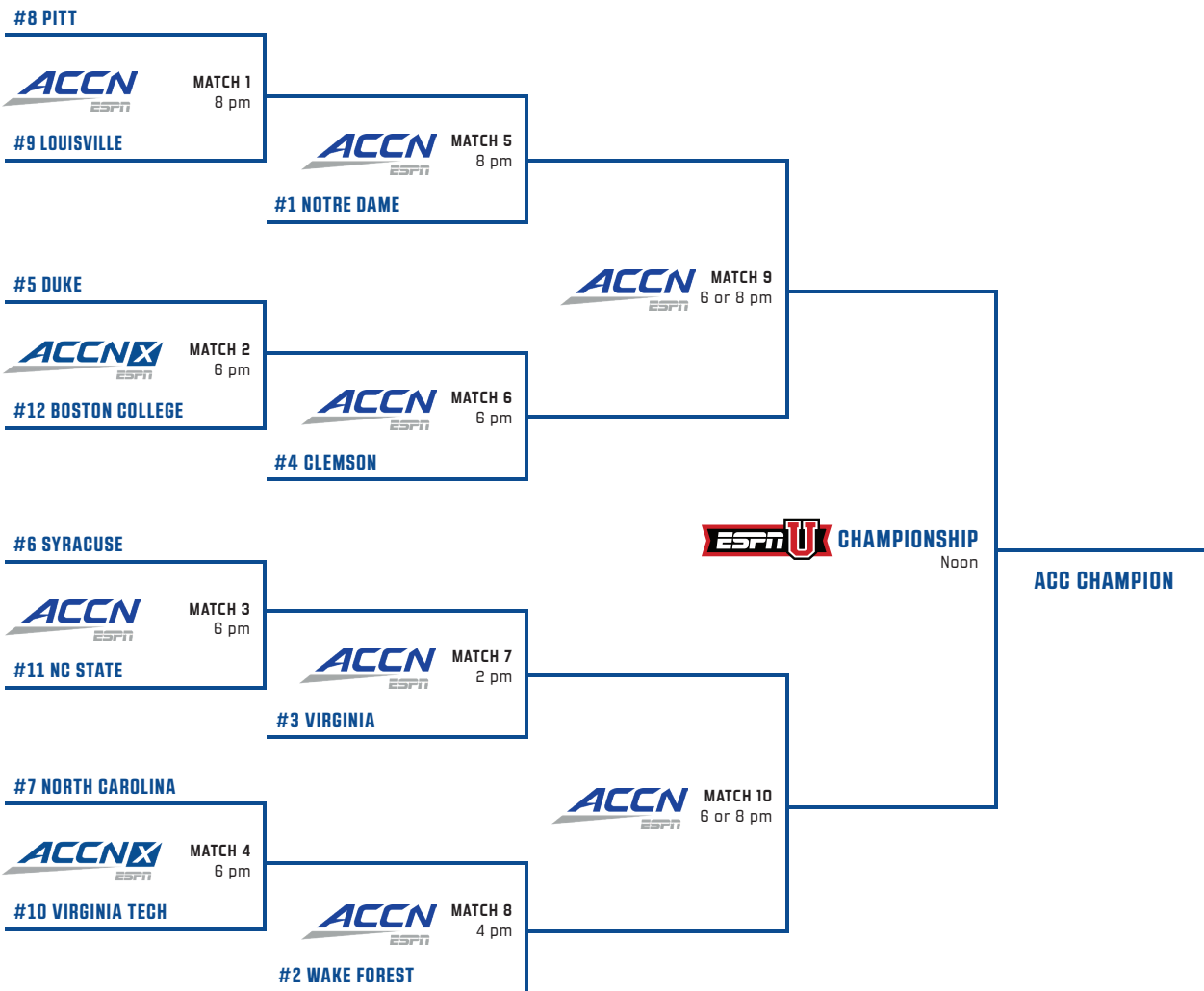


**WEDNESDAY
NOVEMBER 1**
Campus Sites
FIRST ROUND

**SUNDAY
NOVEMBER 5**
Campus Sites
QUARTERFINALS

**WEDNESDAY
NOVEMBER 8**
Campus Sites
SEMIFINALS

**SUNDAY
NOVEMBER 12**
WakeMed Soccer Park
FINAL



FIRST ROUND • CAMPUS SITES • NOVEMBER 1
QUARTERFINALS • CAMPUS SITES • NOVEMBER 5
SEMIFINALS • CAMPUS SITES • NOVEMBER 8
CHAMPIONSHIP • CARY, N.C. • NOVEMBER 12



ROSTER

#	Name	Pos.	Ht. / Wt.	Year	Hometown / Previous School
0	Cabral Carter	GK	6-2 / 178	So.	Los Angeles, CA / Loyola High School of Los Angeles
1	Kyle Durham	GK	6-3 / 183	Fr.	Brooklyn, NY / City Polytechnic HS of Engineering, Architecture & Technology
2	Jackson Gilman	D	5-11 / 174	So.	Schwenksville, PA / YSC Academy
3	Raphael Cilli	D	5-10 / 168	So.	Tourcoing, France / Marcq-en-Barœul Olympique
5	Fabian Grau	D	6-2 / 196	Gr.	Hamburg, Germany / IGS Mainz Bretzenheim
7	Abdoulaye Toure	F	5-10 / 161	Jr.	Chatenay-Malabry, France / Pau FC B
8	Felipe Mercado	M	5-11 / 160	Sr.	Medellin, Colombia / Montessori School (Charleston)
9	Albert Thorsen	F	5-11 / 163	Fr.	Drammen, Norway / Drammen VGS Toppidrett
10	Guilherme Feitosa	M	6-0 / 173	Jr.	Rio de Janeiro, Brazil / Lycee Moulin de Preuilly
11	Joao Souza	M	5-7 / 152	Gr.	Cuiabá, Brazil / Orlando City (Marshall)
12	Mateo Maillefaud	D	5-7 / 154	Jr.	Valence, France / Emmanuelle d'alzon
13	Noah Hall	D	5-7 / 144	So.	Cincinnati, OH / Lincoln
15	Zahir Dyke	F	5-11 / 174	Fr.	Kansas City, MO / Rockhurst
16	Nick Blacklock	M	5-11 / 155	Gr.	Hellertown, PA / YSC Academy (Virginia Tech)
17	Luis Sahmkow	F	6-3 / 178	Jr.	Richardson, TX / Plano East
18	Ameer Abdullah	D	6-2 / 180	Fr.	Chicago, IL / Jones College Prep
19	Luka Kozomara	D	6-3 / 165	Jr.	Cliffside Park, NJ / Cliffside Park (Temple)
20	Mateo Stoka	M	5-9 / 145	So.	Milwaukee, WI / Tremper
21	Filip Mirkovic	M	6-2 / 150	Sr.	Manhattan, NY / Lab High School for Collaborative Studies
22	Mathys Lefebvre	M	6-0 / 165	Jr.	Lyon, France / Amos Business School
23	Massimo Murania	F	6-1 / 182	Fr.	Queens, NY / Avenues: The World School
24	Abraham Brown	D	6-1 / 172	So.	Compton, CA / Cathedral
25	Eben McIntyre	F	6-3 / 165	So.	Charleroi, PA / Charleroi
26	Michael Sullivan	M	6-0 / 172	Jr.	Tarentum, PA / Deer Lakes
27	Alex Hauskrecht	F	5-11 / 168	Fr.	Pittsburgh, PA / Winchester Thurston
28	Santiago Ferreira	M	5-6 / 135	Fr.	Cali, Colombia / Lone Star
31	Eli Mumford	GK	6-1 / 167	Fr.	Chapel Hill, NC / Accelerator School
32	Jack Moxom	GK	6-3 / 178	Fr.	Milwaukee, WI / Whitefish Bay

PITT COACHING STAFF

- Head Coach:** Jay Vidovich [Ohio Wesleyan, '82 | 8th Season]
- Assistant Coach:** Bryce Cregan [Pitt, '17 | 2nd Season]
- Assistant Coach:** Josh Oldroyd [Bryan College, '15 | 1st Season]
- Assistant Coach:** Zack Schilawski [Wake Forest, '10 | 1st Season]
- Director of Sports Science:** Felix Proessl (2nd Season)
- Strength & Conditioning:** Brenna MacDonald (2nd Season)

PRONUNCIATION GUIDE

Raphael **Cilli** Seal - E
Abdoulaye Toure Ab - do - lay Too - Ray
Joao Souza Jah - wow SO - zah
Luis **Sahmkow** Sam-Kow
Filip Mirkovic Phillip meer-ko-Vich
Massimo Murania maa - see - mow mur - on - E - ah
Alex **Hauskrecht** hau - skr - e - cht

Fabian Grau Fob - E - on Gr - oww
Guilherme Feitosa Gee-Lyer-me Fey-Tosa
Mateo Maillefaud My - You - Fo
Mateo Stoka Mah-tay-oh Stoke-ah
Mathys Lefebvre Mattees Le-fev
Eben McIntyre Ebb-en
Zahir Dyke Za - hear



THE SERIES VS. LOUISVILLE

- This meeting marks the eighth all-time between the two programs with the Cardinals owning the 6-1-0 record against Pitt.
 - The Cardinals defeated the Panthers 2-1 in Louisville last season.
 - Pitt earned their only win in the series history in 2020 as they notched a 4-1 road victory over the Cardinals. Prior to that win, Pitt had lost the first five matches in the series.
 - The Panthers are 0-3-0 against Louisville in Pittsburgh while being outscored 9-1.

SCOUTING THE CARDINALS

- Louisville enters Wednesday's match with a 9-4-3 overall record and a 2-4-2 ACC mark. The Cardinals earned a 2-2 home draw against #3 Wake Forest last time out.
 - The Cardinals are being led offensively by Damien Barker John who has netted eight goals, two assists and 18 points on 34 shots so far this season. Of his eight goals, three are game-winners for the Cardinals.
 - Gage Guerra returned to the lineup last time out and ranks second on the squad with six goals (three game-winners) in just eight matches. David Boccuzzo and Sander Roed are tied for the team lead with six assists each on the year.
 - In goal, Alex Svetanoff has started all 16 matches and owns a 9-4-3 record to go along with a 1.44 goals-against average, .733 save percentage and six shutouts.

PITT FALLS TO #5 NOTRE DAME

- Trailing by two entering the second half on Friday night, the Panthers had some defensive breakdowns in the second half as #5 Notre Dame earned the 6-0 home victory.
 - The 6-0 loss marked the biggest loss for Pitt in an ACC match since falling 7-1 at Notre Dame in 2012.
 - For the match, Notre Dame held the 19-5 advantage in shots and the 4-2 edge in corner kicks.
 - In goal, Cabral Carter made six saves in the loss for the Panthers. It marked his third game with at least six saves including in back-to-back matches. His shutout streak ended

at 251:46 which marked the sixth longest in program history.

RECENT SUCCESS FOR PITT

- Appearing in two College Cups in the past three seasons, the Pitt men's soccer team has been one of the most successful programs in the nation.
 - Pitt is the only team in the nation to appear in each of the past three Elite Eights.
 - Over the past four seasons (2020-23), Pitt is seventh in total wins among all teams in the nation with 46 victories.
 - The Panthers have collected at least 12 wins in each of the past three seasons.

MOST WINS IN NCAA SINCE 2020

No.	Team	Wins
1.	Clemson	50
2.	Georgetown	49
3.	Washington	48
	Wake Forest	48
	New Hampshire	48
6.	Indiana	47
7.	Pitt	46
8.	Kentucky	45

PITT PLAYING HARD SCHEDULE

- What has become an every season thing for the Panthers since head coach Jay Vidovich took over the program, Pitt once again has played one of the hardest schedules in the nation.
 - Pitt currently owns the hardest strength of schedule in the nation heading into Wednesday's ACC Tournament match against Louisville.
 - Pitt's opponents also own the 11th hardest strength of schedule in the country this year.
 - The Panthers have played seven ranked opponents so far this season including four foes who were ranked inside the top-10 in the nation.
 - Four of Pitt's five losses this season have come against programs currently ranked ahead of the Panthers (No. 22) in the RPI poll.

SCORING FIRST A MUST FOR PITT

- One of the keys to victory for the Panthers over the last five seasons has been scoring the first goal of the

PITT'S RECORD WHEN...

Situation	Record
Overall	6-5-4
Home	6-1-3
Away	0-4-1
Neutral	0-0-0
vs. Ranked opponents	2-3-2
vs. ACC opponents	2-3-3
vs. Non-conference opponents	4-2-1
Pitt scores first	5-2-0
Opponent scores first	1-3-1
Pitt scores zero goals	0-1-3
Pitt scores 1 goal	0-3-1
Pitt scores 2 goals	1-1-0
Pitt scores 3+ goals	5-0-0
Opponent scores zero goals	3-0-3
Opponent scores 1 goal	3-0-1
Opponent scores 2 goals	0-1-0
Opponent scores 3+ goals	0-4-0
Day games (before 6 p.m.)	0-1-0
Night games (after 6 p.m.)	6-4-4
Outshooting opponent	4-2-2
Outshot by opponent	1-3-1
Shots are even	1-0-1
More Corners	4-0-2
Opponent take more corners	2-4-1
Corners are even	0-1-1
Playing on Monday	3-0-0
Playing on Tuesday	1-1-0
Playing on Wednesday	0-0-0
Playing on Thursday	0-0-1
Playing on Friday	1-4-2
Playing on Saturday	1-0-1
Playing on Sunday	0-0-0

PANTHERS IN THE POLLS

Wk.	USC	TDS	CSN
Preseason	5	7	6
Week 1	8	8	6
Week 2	RV	11	18
Week 3	17	8	20
Week 4	RV	16	18
Week 5	RV	16	25
Week 6	20	10	24
Week 7	11	9	21
Week 8	23	15	-
Week 9	20	10	28
Week 10	-	20	RV

USC - United Soccer Coaches Poll
 TDS - Top Drawer Soccer Poll
 CSN - College Soccer News Poll



match.

- Since 2019 (five seasons), Pitt owns a 48-3-3 overall record when they record the first goal of the match. Pitt is 5-2-0 this year when scoring first and 1-3-1 when the opponent scores first.

- In 2022, Pitt was 10-0-1 when scoring the first goal while being just 2-4-3 when allowing the first goal of the match.

- The two losses this season after scoring first are the most in a season for Pitt since 2018.

Season	Record	Win %
2023	5-2-0	.714
2022	10-0-1	.955
2021	11-0-2	.923
2020-21	14-0-0	1.000
2019	8-1-0	.889

LET ME ASSIST YOU

- A major strength of the Panthers over the past couple seasons has been the way they distribute the ball. - So far this season, Pitt has 31 assists on 27 goals scored. The 31 assists this year are currently the seventh most in a single season in program history.

- Filip Mirkovic leads the squad with nine assists on the season which ranks second in the ACC and seventh in the NCAA. His 0.64 assists per game leads the ACC and ranks fifth in the NCAA this season. The senior also now owns the program record with 28 career assists.

- Pitt has eight players with at least two assists on the season.

- Last season, Pitt totaled 48 assists on 42 goals. The 48 assists ranked 2nd in a single season in Pitt history, trailing only the 2021 squad's total of 63 assists.

- Over the last four seasons (including 2023), Pitt leads the NCAA in total assists with 186 helpers.

Total Assists (Last 4 Seasons)

1. Pitt	186
2. Wake Forest	165
3. Washington	153
4. Campbell	152
5. Clemson	147

HOME TURF ADVANTAGE

- The Panthers have been one of the best teams in the country on their home turf over the past four seasons as they own a 30-3-7 record at Ambrose Urbanic Field.

- Head coach Jay Vidovich is 46-18-10 at home in his eight seasons at Pitt.

- Since the start of the 2020 season, Pitt has outscored its opponents 112-36 at home including a 23-7 advantage this season.

- The Panthers win percentage (.838) at home since 2020 is the best in the ACC and 3rd best overall in the NCAA.

Home Win % Since 2020

# TEAM	RECORD	%
1. Georgetown	31-3-5	.859
2. New Hampshire	29-3-5	.851
3. Pitt	30-3-7	.838
4. Missouri State	28-5-4	.811
Kentucky	32-4-9	.811
6. Cornell	16-3-3	.795
7. Washington	29-8-4	.756
Clemson	32-9-4	.756
9. Campbell	23-5-8	.750

SECOND HALF DOMINATION

- One of the strengths of this Pitt squad so far this season has been their ability to make changes at half-time and own the second half of play. - So far this season, Pitt owns a 15-9 edge in second half scoring.

- In Pitt's last win over Duquesne, the Panthers netted a pair of second half



Freshman forward **Albert Thorsen** has enjoyed a great first season for the Panthers as he has netted four goals, two assists and 10 points on 18 shots across 11 starts.

THE LAST TIME...

TEAM (SINGLE GAME)

PITT SCORED...

- 4 goals...W, 5-2 vs. Duquesne.....10/17/22
- 5 goals.... W, 5-1 vs. FDU9/18/23
- 6 goals.... W, 6-1 vs. UCF 5/2/21
- 7+ goals. W, 7-0 vs. Duquesne8/26/21

PITT ALLOWED...

- 4 goals...L, 4-1 at Georgetown10/8/18
- 5 goals. L, 5-0 at #21 Notre Dame..... 11/1/17
- 6 goals.. L, 6-0 at #5 Notre Dame10/27/23
- 7+ goals.. L, 7-1 at #13 Notre Dame..... 10/3/12

PITT WON BY...

- 4 goals.... W, 5-1 vs. FDU9/18/23
- 5 goals...W, 5-0 vs. Howard.....8/28/23
- 6 goals...W, 6-0 vs. Howard.....10/7/19
- 7+ goals..W, 7-0 vs. Duquesne 8/26/21

DEFEATED A RANKED OPPONENT...

- No. 1....W, 2-1 at #1 Kentucky..11/27/22
- Top 5..W, 2-1 vs. #2 Georgetown ...8/25/22
- Top 10. W, 3-0 vs. #9 Wake Forest..... 9/9/23
- Top 25.. W, 3-1 vs. #19 Denver.....9/25/23

LOST TO A RANKED OPPONENT...

- No. 1.. L, 1-0 vs. #1 Clemson.11/13/19
- Top 5...L, 6-0 at #5 Notre Dame 10/27/23
- Top 10..L, 3-2 at #7 Syracuse9/22/23
- Top 25..L, 2-0 vs. #13 Indiana12/9/22

INDIVIDUAL (SINGLE GAME)

SCORED THREE OR MORE GOALS...

- Luis Sahmkow ..vs. FDU 9/18/23

HAD THREE OR MORE ASSISTS...

- Filip Mirkovic.....vs. FDU 9/18/23

HAD SIX OR MORE POINTS...

- Luis Sahmkow ..vs. FDU 9/18/23

MADE 10 OR MORE SAVES...

- Mikal Outcalt.....vs. Wake Forest...9/16/17



goals to secure the 2-0 cleansheet over the Duquesne Dukes.

- Pitt has outscored their opponent seven times in the second half this season. They are 6-0-1 on the season when they win the scoring battle in the second 45 minutes.

- The Panthers are 0-4-0 when they are outscored in the second half of games.

- Pitt has outscored their opponents 14-2 in the second half in home matches at Ambrose Urbanic Field this season. They own a 6-1-2 record on their home turf.

MIRKOVIC THE MAGICIAN

- Senior midfielder Filip Mirkovic has developed into one of the most dangerous and creative players in the country during his time as a Panther.

- Mirkovic has started all 14 matches he's appeared in (red card suspension vs. Howard) and has produced a team-high nine assists and 21 shots (seven on goal) in 1212 minutes of work. His nine assists ranks second in the ACC and ranks seventh in the NCAA.

- His nine assists are currently tied for fifth most in a single season in program history. Mirkovic owns the single season record with 12 assists which he posted last season (2022).

- The senior collected another assist last week against Duquesne on the game-winner for Pitt and he now has a program record 28 career assists. Earlier this season, he broke Eric Prex's school record for career assists (26) that stood since 1994.

- In the win over FDU, Mirkovic had a performance to remember as he secured a program single game record tying four assists in the 5-1 win. The four assists tied a school and ACC single game record as he became just the third ACC players in the past 30 seasons to notch a four-assist match.

- The multi-assist game marked his sixth of his career (all coming in the past two seasons).

- His 28 career assists are tied for the most in the nation among active

players (Willem Ebbinge, Harvard & Tom Cooklin, Western Michigan).

- The senior brings loads of experience to the field for the Panthers as he has appeared in 73 matches and started 69. He has posted nine goals, 28 assists and 46 points to go along with 100 shots in four years of action for Pitt.

CARTER SEES SHUTOUT STREAK SNAPPED

- Sophomore goalkeeper Cabral Carter is turning into one of the best young keepers in the ACC during his first season of action.

- So far this season, Carter owns a 6-5-4 overall record to go along with a 1.47 goals-against average, .690 save percentage and six shutouts.

- Carter is tied for second in the ACC in shutouts (six), third in saves (49) and third in saves per game (3.27) so far this season.

- Last time out against #5 Notre Dame, Carter allowed his first goal in over two matches (dating back to the first half vs. Virginia, 10/13). His shutout streak of 251:46 minutes marks the sixth longest in program history.

- His six shutouts are currently tied for the eighth most in a single season in program history.

SAHMKOW LEADING OFFENSIVE ATTACK

- With a whole new attacking group joining the fold this season, junior Luis Sahmkow has been tasked with picking up some of the scoring burden and he's delivered through the first eight matches of the season.

- So far this season, Sahmkow has appeared in 12 matches for the Panthers and secured a team-high six goals on 21 shots while converting on a NCAA-leading 3-for-3 from the penalty spot.

- His six goals are a career-high while his 0.50 goals per game ranks 8th in the ACC.

- In the win over FDU, Sahmkow had the best game of his career as he netted his first career hat trick. After converting on a PK in the fourth minute, he netted two goals in the second half just over two minutes apart.

PANTHERS IN THE PROS...

- Since head coach Jay Vidovich's arrival on campus in 2016, the Pitt men's soccer program has begun to build a culture and program of winning and developing in Oakland.

- In total, 14 former Panthers are currently playing professional soccer in the US.

- Last season, a program record seven Panthers signed professional contracts after Pitt advanced to the College Cup.

- Pitt has seen eight players selected in the MLS SuperDraft including a program record three last season.



Jasper Loeffelsend <small>Portland Timbers</small>	Arturo Ordoñez <small>Pittsburgh Riverhounds</small>	Edward Kizza <small>Portland Timbers</small>
Bertin Jacquesson <small>Portland Timbers</small>	Mohammad Abualnadi <small>Portland Timbers</small>	Bryce Washington <small>Loudoun United FC</small>
Yanis Leerman <small>Loudoun United FC</small>	Lucas Rosa <small>Sporting KC II</small>	Shane Wiedt <small>Sacramento Republic FC</small>
Valentin Noel <small>Austin FC II</small>	Robby Dambrot <small>Indy Eleven</small>	Nico Campuzano <small>New England Revolution</small>
Jackson Walti <small>Colorado Rapids II</small>	Henrique Gallina <small>Chicago FC II</small>	

Under Jay Vidovich (2016-Pres.)
 Mohammad Abualnadi..... Sporting KC II
 Nico Campuzano ..New England Revolution II
 Robby Dambrot Indy Eleven
 Henrique Gallina Chicago FC II
 Bertin Jacquesson Real Salt Lake
 Edward Kizza..... Pittsburgh Riverhounds
 Yanis Leerman Loudoun United FC
 Jasper Löeffelsend Real Salt Lake
 Valentin Noel.....Austin FC II
 Arturo Ordoñez ..Pittsburgh Riverhounds
 Lucas Rosa..... Sporting KC II
 Jackson Walti Colorado Rapids II
 Bryce Washington Loudoun United FC
 Shane Wiedt Sacramento Republic FC



- He is the first Panther since Edward Kizza in 2018 (twice) to net a hat trick.
 - For his career, Sahnkow now has 11 goals and 26 points in 37 games. His career 0.30 goals per match is sixth best in program history while his career 0.70 points per game is seventh best in program history.

NEWCOMERS MAKING NOISE

- The Panthers have received major contributions from their newcomers so far this season.
 - Freshman forward Albert Thorsen has led this group as he has started 11 matches for the Panthers. The Norway native now has four goals, two assists and 10 points on 18 shots so far this season.
 - Transfers Luka Kozomara and Joao Souza each have netted three goals on the season while combining for 26 shots.
 - The french duo of Abdoulaye Toure and Raphael Cilli have made their presence felt early on. Toure has two goals, two assists and six points on 17 shots while Cilli has two goals and an assist while appearing in 12 matches and earned 10 starts at right back for Pitt.
 - Felipe Mercado has been a strong presence for Pitt in the midfield, starting 12 matches at the holding midfield position with one assist.

GILMAN LEADING BY EXAMPLE

- Heading into his sophomore campaign in 2023, Jackson Gilman has earned the respect of his teammates through his hardwork and dedication to the Pitt crest.
 - Gilman will wear the captain's armband for Pitt this season following in the footsteps of former teammate and captain Jackson Walti who also earned the armband as a sophomore.
 - Gilman becomes the ninth different Panther to sport the captain's armband for Pitt since Jay Vidovich took over the program in 2016.
 - In the win over Virginia Tech, Gilman headed home his second goal of the season. The two goals are a career-high for the sophomore

defender.
 - So far this season, Gilman has started all 15 matches while playing a team-high 1336 minutes on the backline for Pitt while helping the squad earn six shutouts through the first 15 matches. He has added a career-high two goals, two assists and six points on eight shots offensively.

FACING RANKED OPPONENTS

- The Panthers are no stranger to nationally ranked opponents and in fact, head coach Jay Vidovich intentionally schedules ranked foes in non-conference year after year.
 - Notre Dame was the seventh ranked opponent for Pitt so far this season. Pitt is 2-3-2 on the year against ranked foes after knocking off #9 Wake Forest and #19 Denver and falling to #2 Marshall, #5 Notre Dame and #7 Syracuse. They have played #9 Duke and #18 North Carolina to scoreless draws.
 - Overall, Pitt is 11-6-7 against nationally ranked foes over the past three seasons. Over the past four seasons, Pitt owns a 15-9-7 record against ranked foes.
 - In 2022, Pitt played a program record 13 nationally ranked teams out of 22 total opponents. Three of Pitt's five losses on the year came to ranked teams.
 - Pitt posted wins over #1 Kentucky, #2 Georgetown and #6 West Virginia last season, giving them three wins over top-10 teams for the second straight season.
 - Pitt is 5-2-2 against top-5 opponents over the last three seasons as they downed Kentucky (No. 1), Georgetown (No. 2), Clemson (No. 2), Duke (No. 3) and North Carolina (No. 4) during the regular season.

FAMILY AFFAIR

- Freshman midfielder Santiago Ferreira has earned some playing time for the Panthers of late.
 - In win draw against UNC, Ferreira earned his first collegiate start for the Panthers. He played 49 minutes in the match and made an immediate impact.

CAREER RECORDS TRACKER...

GOALS PER GAME

1. Edward Kizza (2017-19).....	0.58
2. Valentin Noel (2019-22).....	0.45
3. Veljko Petkovic (2019-21).....	0.42
4. Bertin Jacquesson (2020-22).....	0.33
Keeyan Young (2002-06).....	0.33
6. Luis Sahnkow (2021-Pres.).....	0.30
7. Marco Carrizales (2002-03).....	0.25
8. Billy Brush (2002-04).....	0.24
Alexander Dexter (2017-21).....	0.24
10. Nico Wrobel (2011-13).....	0.20

ASSISTS

1. Filip Mirkovic (2020-Pres.).....	28
2. Eric Prex (1991-94).....	26
3. Bertin Jacquesson (2020-23).....	23
4. Alexander Dexter (2017-21).....	22
5. Jasper Loeffelsend (2020-21).....	18
Veljko Petkovic (2019-21).....	18
7. Mark Nigh (1975-78).....	14
Dave Reichenbach (1962-1964).....	14
9. Valentin Noel (2019-23).....	13
Erik Duffy (1990-93).....	13
Ted Noethling (1990-93).....	13
Jesus Valencia (1969-71).....	13

ASSISTS PER GAME

1. Jasper Loeffelsend (2020-21).....	0.50
2. Bertin Jacquesson (2020-22).....	0.40
3. Filip Mirkovic (2020-Pres.).....	0.38
Veljko Petkovic (2019-21).....	0.38
5. Alexander Dexter (2017-21).....	0.24
6. Patrick Dixon (2014-15).....	0.21
7. Rodrigo Almeida (2018-22).....	0.19
Terry Akpua (2010-11).....	0.19
9. Valentin Noel (2019-22).....	0.17
10. Keeyan Young (2002-06).....	0.15

POINTS PER GAME

1. Edward Kizza (2017-19).....	1.30
2. Veljko Petkovic (2019-21).....	1.21
3. Valentin Noel (2019-22).....	1.08
4. Bertin Jacquesson (2020-22).....	1.07
5. Keeyan Young (2002-06).....	0.82
6. Alexander Dexter (2017-21).....	0.72
7. Luis Sahnkow (2021-Pres.).....	0.70
8. Filip Mirkovic (2020-Pres.).....	0.63
9. Billy Brush (2002-04).....	0.51
10. Marco Carrizales (2002-03).....	0.50



- The freshman collected his first career point, an assist, in the Panthers' 3-1 home win over #19 Denver. He also finished the match with a career-high 56 minutes played.

- So far this season, he has appeared in 10 matches and earned one start.

- The FC Dallas Academy product comes from a long line of professional soccer players in his family.

- His father, David, played professional soccer all over the world from 1999-2019. He had a very successful stop at FC Dallas in the MLS where he earned league MVP honors in 2010 after scoring eight goals and 13 assists. He also played for the Colombia National Team, appearing in 39 matches, while winning the Copa America in 2001.

- His brother, Jesus, plays for FC Dallas in the MLS since 2017. He has also appeared in 23 matches for the US National Team.

- So far this season, Jesus has accumulated 12 goals and six assists on 62 shots. Over his career in the MLS, he has accumulated 48 goals, 28 assists and 124 points across eight seasons.

INTERNATIONAL PANTHERS

- Pitt has started to recruit international since head coach Jay Vidovich took over the program in 2015 and it has been a successful recipe for the Panthers.

- The Panthers have a total of 10 players on their roster from outside the US.

- In all, Pitt features players from six different countries including France, Germany, Colombia, Brazil, Norway and the USA.

- The Panthers have a total of four players from France (Cilli, Toure, Maillefaud, Lefevbre) and two from Brazil (Feitosa, Souza) on their 2023 roster.

VIDOVICH'S COACHING SUCCESSES

- Head coach Jay Vidovich has made a total of five College Cup appearances as a head coach

including two at Pitt.

- Vidovich owns a 2-4 overall record in his College Cup coaching career as his Wake Forest team won the 2007 National title, defeating Ohio State 2-1 in the championship match.

- He has posted a career coaching record of 347-178-64 (.641). His 347 career coaching wins are the 11th most among active D1 head coaches.

- With the win over NC State last season, Vidovich became the first head coach in ACC history to collect 100 regular season conference wins. He currently owns a 103-79-31 (.556) record in ACC matches.

- Vidovich is one of the most decorated coaches in the NCAA as he earned one national title (2007, Wake Forest) while earning two NSCAA National Coach of the Year awards (2007, 2008) and seven ACC Coach of the Year awards (2002, 2004, 2006, 2008, 2009, 2020, 2021).

NEW ASSISTANTS JOIN VIDOVICH

- Head coach Jay Vidovich welcomes a pair of new assistant coaches for the 2023 campaign.

- Josh Oldroyd will work with the Panthers' goalkeepers while Zack Schilawski will work with the Panthers' attacking group for the 2023 campaign.


- Oldroyd comes to Pitt after spending the past five seasons at perennial powerhouse Kentucky where he served as goalkeeper coach for the Wildcats.

- Oldroyd brings a wealth of knowledge to the youthful Pitt goalkeeper room after developing multiple professional players during his time in Lexington.

- Zack Schilawski joins the staff after spending the past two seasons at UNC Wilmington and the previous season at Denver.

- Schilawski is a familiar face for Vidovich who coached him from 2006-10 at Wake Forest. The talented forward finished his career with a program record 99 games played while also ranking third in

program history in points (100) and goals (40) during his stellar collegiate career. He also netted the game-winning goal in the 2007 College Cup final victory over Ohio State to secure the Demon Deacons first national championship in program history.



Head Coach Jay Vidovich welcomed a pair of new assistant coaches for the 2023 season. Josh Oldroyd came to Pitt after a successful run at Kentucky while Zack Schilawski joins the Panthers after a couple seasons at UNC Wilmington.

WINNINGEST ACTIVE COACHES

#	Name	School	Wins
1.	Frank Kohlenstein	Central Ark.	456
2.	Sasho Cirovski	Maryland	455
3.	Dr. Dave Masur	St. John's	450
4.	Alan Dawson	Old Dominion	391
5.	Mike Noonan	Clemson	388
6.	Simon Tobin	San Jose St.	374
7.	George Gelnovatch	Virginia	371
8.	Dennis Currier	Dayton	366
9.	Dave Brandt	Bucknell	358
	Seth Roland	FDU	358
11.	Jay Vidovich	Pitt	347
12.	Peter Fewing	Seattle	343



PITT'S LAST STARTING XI

#	Name	Pos.	Cl.	GP/GS	G	A	P
0	Cabral Carter	GK	So.	15/15	-	-	-
2	Jackson Gilman	D	So.	15/15	2	2	6
5	Fabian Grau	D	Gr.	8/6	1	1	3
8	Felipe Mercado	M	Sr.	14/12	-	1	1
9	Albert Thorsen	F	Fr.	11/11	4	2	10
10	Guilherme Feitosa	M	Jr.	10/9	2	2	6
11	Joao Souza	M	Gr.	11/5	3	-	6
12	Mateo Maillefaud	D	So.	15/15	-	3	3
17	Luis Sahmkow	F	Jr.	12/11	6	-	12
21	Filip Mirkovic	M	Sr.	14/14	-	9	9
25	Eben McIntyre	F	So.	13/6	1	2	4

Other bench players:

3	Raphael Cilli	D	So.	12/10	2	1	5
7	Abdoulaye Toure	F	Jr.	12/7	2	2	6
13	Noah Hall	D	So.	10/6	-	1	1
15	Zahir Dyke	F	Fr.	7/0	1	-	2
19	Luka Kozomara	F	Jr.	13/2	3	2	8
22	Mathys Lefebvre	M	Jr.	11/9	-	-	-
23	Massimo Murania	F	Fr.	12/1	-	1	1
24	Abraham Brown	D	So.	2/0	-	-	-
26	Michael Sullivan	M	Jr.	13/10	-	1	1
28	Santiago Ferreira	M	Fr.	10/1	-	1	1

SPECIALTY STATS

Multi-Goal Games				
Name	2	3	4+	Total
Luis Sahmkow	-	1	-	1
Joao Souza	1	-	-	1

Multi-Assist Games				
Name	2	3	4+	Total
Filip Mirkovic	1	-	1	2

Multi-Point Games				
Name	2	3	4+	Total
Luis Sahmkow	3	-	1	4
Albert Thorsen	4	-	-	4
Luka Kozomara	3	-	-	3
Raphael Cilli	1	1	-	2
Guilherme Feitosa	1	1	-	2
Joao Souza	1	-	1	2
Abdoulaye Toure	2	-	-	2
Zahir Dyke	1	-	-	1
Jackson Gilman	1	-	-	1
Fabian Grau	1	-	-	1
Eben McIntyre	1	-	-	1
Filip Mirkovic	-	-	1	1

Pitt Goal Scorers & Last Scored

Name	Total	Last Scored
Luis Sahmkow	6	at #7 Syracuse, 9/22
Albert Thorsen	4	vs. Virginia, 10/13
Luka Kozomara	3	vs. #2 Marshall, 9/5
Joao Souza	3	2; vs. #19 Denver, 9/25
Raphael Cilli	2	vs. Duquesne, 10/17
Guilherme Feitosa	2	vs. Duquesne, 10/17
Jackson Gilman	2	vs. Virginia Tech, 10/6
Abdoulaye Toure	2	at #7 Syracuse, 9/22
Zahir Dyke	1	vs. Howard, 8/28
Fabian Grau	1	vs. Howard, 8/28
Eben McIntyre	1	vs. #9 Wake Forest, 9/9

Game-Winning Goals

Name	Total	Last GWG
Joao Souza	2	vs. #19 Denver, 9/25
Raphael Cilli	1	vs. Virginia Tech, 10/6
Guilherme Feitosa	1	vs. Duquesne, 10/17
Eben McIntyre	1	vs. #9 Wake Forest, 9/9
Albert Thorsen	1	vs. Howard, 8/28

TEAM SEASON HIGHS/LOWS

PITT SEASON HIGHS

Points:	16 vs. FDU
Goals:	5, 2x; last vs. FDU
Assists:	6 vs. FDU
Shots:	22, 2x; last vs. FDU
SOG:	13 vs. Howard
Saves:	8 vs. Virginia Tech
Corners:	7 vs. FDU
Fouls:	14 at Virginia

PITT SEASON LOWS

Points:	0, 4x; last at #5 ND
Goals:	0, 4x; last at #5 ND
Assists:	0, 4x; last at #5 ND
Shots:	5, 2x; last at #5 ND
SOG:	1, 2x; last at #5 ND
Saves:	0 vs. Penn State
Corners:	1, 2x; last vs. #2 Marshall
Fouls:	2 vs. Duquesne

OPPONENT SEASON HIGHS

Points:	21 at #5 ND
Goals:	6 at #5 ND
Assists:	9 at #5 ND
Shots:	19 at #5 ND
SOG:	12 at #5 ND
Saves:	7 vs. Howard
Corners:	10 at #7 Syracuse
Fouls:	20 vs. Howard

OPPONENT SEASON LOWS

Points:	0, 6x; last vs. #9 Duke
Goals:	0, 6x; last vs. #9 Duke
Assists:	0, 6x; last vs. #9 Duke
Shots:	2 vs. Howard
SOG:	1, 2x; last vs. Howard
Saves:	1, 4x; last at #5 ND
Corners:	0, 2x; last vs. Virginia Tech
Fouls:	8 vs. #18 UNC



2023 ATLANTIC COAST CONFERENCE STANDINGS

2023 ATLANTIC DIVISION STANDINGS

Rank	Team	Points	ACC	Pct.	Overall	Pct.	Home	Away	Neutral	Streak
1.	Wake Forest	15	4-1-3	.688	11-1-5	.794	8-0-3	3-1-2	0-0-0	T2
2.	Clemson	14	4-2-2	.625	9-3-3	.700	8-1-1	1-2-2	0-0-0	T1
3.	Syracuse	11	2-1-5	.562	7-3-6	.625	6-1-3	1-2-3	0-0-0	T2
4.	Louisville	8	2-4-2	.375	9-4-3	.656	6-1-2	3-3-1	0-0-0	T1
5.	NC State	5	1-5-2	.250	6-8-3	.441	6-3-2	0-5-1	0-0-0	T3
6.	Boston College	1	0-5-3	.188	3-8-5	.344	3-3-5	0-5-0	0-0-0	T1

2023 COASTAL DIVISION STANDINGS

Rank	Team	Points	ACC	Pct.	Overall	Pct.	Home	Away	Neutral	Streak
1.	Notre Dame	20	6-0-2	.875	11-1-4	.813	8-1-1	3-0-3	0-0-0	W1
2.	Virginia	16	5-2-1	.688	10-3-3	.719	9-1-1	1-2-2	0-0-0	W4
3.	Duke	13	4-3-1	.562	10-3-2	.733	9-0-1	1-3-1	0-0-0	W2
4.	North Carolina	9	2-3-3	.438	7-3-5	.633	5-1-3	2-2-2	0-0-0	L1
5.	Pitt	9	2-3-3	.438	6-5-4	.533	6-1-3	0-4-1	0-0-0	L1
6.	Virginia Tech	7	2-5-1	.312	4-8-4	.375	2-3-4	2-2-0	0-2-0	L3

2023 PRESEASON ACC WATCH LIST

ACC Watch List

Player	Pos.	Team
Augustine Boadi	M	Boston College
Ousmane Sylla	M	Clemson
Nick Pariano	M	Duke
Sander Roed	M	Louisville
Sam Williams	M	North Carolina
Will Buete	M	NC State
Paddy Burns	D	Notre Dame
Filip Mirkovic	M	Pitt
Giona Leibold	M	Syracuse
Leo Afonso	F	Virginia
Connor Jordan-Hyde	GK	Virginia Tech
Hosei Kijima	M	Wake Forest

2023 ACC PLAYER OF THE WEEK

Offensive Player of the Week

Date	Player	Pos.	Team
Aug. 29	Forster Ajago	F	Duke
	Matthew Rouo	F	ND
Sept. 5	Gage Guerra	F	Louisville
Sept. 12	Gage Guerra	F	Louisville
Sept. 19	Stepen Annor Gyamfi	F	Virginia
Sept. 26	Damien Barker John	F	Louisville
	Quenzi Huerman	F	UNC
Oct. 3	Nick Pariano	M	Duke
Oct. 10	Ousmane Sylla	M	Clemson
Oct. 17	Forster Ajago	F	Duke
	Mouhameth Thiam	M	Virginia
Oct. 24	Stepen Annor Gyamfi	F	Virginia

2023 ACC PLAYER OF THE WEEK

Defensive Player of the Week

Date	Player	Pos.	Team
Aug. 29	Alex Svetanoff	GK	Louisville
Sept. 5	Trace Alphin	GK	Wake
Sept. 12	Julian Eystone	GK	Duke
Sept. 19	Timi Adams	GK	VT
Sept. 26	Bryan Dowd	GK	ND
Oct. 3	Joey Batrouni	GK	Virginia
Oct. 10	Jahiem Wickham	GK	Syracuse
Oct. 17	Garrison Tubbs	D	Wake
Oct. 24	Andrew Cordes	GK	UNC



HEAD COACH

JAY VIDOVICH



Eighth Season / Record at Pitt: 75-60-17 (.549)

Career Record: 347-181-67 (.640) / ACC Record: 103-81-32 (.551)

Hometown: Detroit, Mich.

Education: Ohio Wesleyan, '82 (B.A. in physical education) / University of Denver, '83 (M.A. in sports science)

Collegiate Playing Experience: Indiana University ('78), Ohio Wesleyan ('79-'81)

Prior to Pitt: Wake Forest Men's Soccer Head Coach (1994-2014), Portland Timbers T2 (2015)

Coaching Honors

ACC Coach of the Year: 2002, 2004, 2006, 2008, 2009, 2020 & 2021

NSCAA National Coach of the Year: 2007 and 2008

Jay Vidovich, one of America's most respected and accomplished soccer coaches, is entering his eighth season as head coach of Pitt in 2023. He was named the third men's soccer head coach in program history at the University of Pittsburgh in December of 2015.

Vidovich has taken the Panthers program to unimagined heights since taking the reins of the program. Under his tutelage, Pitt has advanced to a pair of College Cups in the past three seasons including in 2022.

Following the impressive 2022 campaign, the Panthers had a trio of players selected in the 2023 MLS SuperDraft which marked the most picks in a single draft in program history. Junior forward Bertin Jacquesson earned a Generation Adidas contract (first in program history) and became the highest drafted Panther in program history when he was selected with the 16th pick by Real Salt Lake. Fellow Panther Valentin Noel also was taken in the first round as he went 20th overall to Austin FC while stalwart midfielder Jackson Walti was taken in the second round, 56th overall by Austin FC.

Jacquesson and Noel became the first pair of teammates at Pitt (any sport) to be selected in the top-20 of the draft since Bill Fralic and Chris Doleman were taken 2nd and 4th overall in the 1985 NFL Draft.

Overall, Pitt capped their impressive 2022 campaign with a 12-5-5 record including a 3-2-3 mark in ACC matches. After knocking off Cleveland State and Akron at home to open up the 2022 NCAA Tournament, the Panthers went on the road and notched the biggest upset of the tournament as they handed the No. 1 overall seed Kentucky a 2-1 loss thanks to a Bertin Jacquesson goal in the 87th minute despite playing down a man.

With the win over Kentucky, the Panthers earned their first ever home NCAA Tournament Elite Eight match as they hosted the Portland Pilots in front of a sold-out crowd at Ambrose Urbanic Field. After a dominant performance, Pitt came out on top in double overtime as Valentin Noel found the back of the net in the 104th minute to send Pitt to their second College Cup in three seasons.

Pitt capped the 2022 campaign ranked No. 4 in the final Top Drawer Soccer rankings, their highest final ranking in program history. They have now earned a top-10 ranking in the final poll in three straight seasons for the first time in program history.

The awards rolled in following the season as Pitt placed five on All-ACC squads while Noel earned Third Team All-American honors and First Team All-South Region honors. Filip Mirkovic also collected First Team All-South Region honors while freshman Jackson Gilman was named College Soccer News First Team Freshman All-America.

By The Numbers

7 ACC Regular Season Titles

6 College Cup Appearances

17 NCAA Tournament Appearances

1 National Championship

24 All-Americans

8 ACC Player of the Year Honorees

48 Professional Players

2 ACC Scholar-Athletes of the Year

1 Adidas National Scholar-Athlete of the Year

1 Senior CLASS award recipient



In total seven student-athletes from Vidovich's 2022 squad signed professional contracts which are the most signings in a single season in Pitt history.

Off the pitch, the Panthers had another strong season as well as they placed a program record 11 players on the All-ACC Academic Team while also earning the highest team GPA of any men's team at Pitt.

Vidovich and the team picked up where it left off in 2021 and captured a share of the ACC Coastal Division Title for the second-straight season and appeared in the NCAA Elite Eight for the second consecutive year. His efforts at the helm earned him ACC Coach of the Year for the second-straight season and seventh time in his illustrious career.

Since the start of the 2020-21 campaign – one split into two seasons due to the COVID-19 pandemic – the Panthers have been nationally ranked and have totaled 31 straight weeks in the United Soccer Coaches Poll. Of those 31 weeks, 21 have been in the top-five and 26 in the top-10.

The 2021 team proved to be one of the best passing teams in the nation, totaling 63 assists and 3.15 assists per game. The total assist mark surpassed last year's program high of 44 while the assists per game was .65 higher than the previous program best of 2.50 set back in 1971.

The team earned a key 2-0 victory on the road at No. 2 Clemson Sept. 25, 2021, snapping the Tigers' longest home winning streak in the nation. After the victory, Pitt secured the top spot of home wins in a row, a feat that lasted 19 games and six and a half weeks in the nation's toughest conference. In addition to longest active home winning streak, the Panthers held the second longest home unbeaten streak in the country at 19-0-0. Vidovich and staff have transformed Ambrose Urbanic Field as a tough place to play as Pitt has outscored its competition 84-28 since the 2019 season and outscored its opponents 43-12 in 2021.

Finishing 13-5-2 with a 5-2-1 conference ledger, the 2021 squad earned multiple accolades both on and off the pitch. Jasper Löeffelsend was named College Soccer News First Team All-American and United Soccer Coaches Second Team All-American, becoming the first two-time All-American in program history as he received both honors in 2020-21. Löeffelsend was also named ACC Defensive Player of the Year for the second consecutive season, a feat that has not happened in the conference since Ike Opara in 2008-09, a player Vidovich coached at Wake Forest.

Nine players were named to the All-ACC Team including a program best six on the Second Team. Pitt's achievements happened in the classroom as well as eight players were named to the All-ACC Academic Team with Jackson Walti earning the ACC Postgraduate Scholarship Award.

After the conclusion of the 2021 season, both Löeffelsend and Arturo Ordoñez were drafted in the 2022 MLS SuperDraft. Ordoñez was taken 39th overall by the Houston Dynamo, while Löeffelsend was selected 81st overall by Real Salt Lake.

Since Joining Pitt...

- **Eight Draftees into the MLS**
- **Two All-Americans (four honors)**
- **14 All-Region recipients**
- **Four ACC Player of the Year awardees**
- **42 All-ACC honorees**
- **Seven All-ACC Tournament Players**
- **32 All-ACC Academic players**
- **Four NCAA Tournament appearances**
- **Two NCAA College Cup appearances**

Vidovich and the Panthers concluded one of the most memorable seasons in Pitt men's soccer history in 2020-21, finishing with a school record 16 wins, nine conference victories and a NCAA College Cup appearance, the first the program has seen. The Panthers finished 16-4 (9-1) and clinched the school's first ever Coastal Division crown with a 5-0 shutout victory at home over Virginia April 8, 2021.

Under Vidovich and staff, the Panthers earned a plethora of awards in 2020-21. Midfielder Valentin Noel and defender Jasper Löeffelsend received United Soccer Coaches First and Second Team All-America, respectively, the first All-Americans in program history. Three players were named ACC Players of the Year, including Noel (Offensive), Löeffelsend (Defensive) and Bertin Jacquesson (Freshman). A school record five were named to the United Soccer Coaches All-South Region Team, while a program record 10 were named to the All-ACC teams. Noel was also named a finalist for the prestigious MAC Hermann Trophy award, given to college soccer's best male and female player.

Pitt's offense ranked among the best in 2020-21, ranking fifth in the country in scoring offense with 2.55 goals per game. The Panthers were first in the nation in total goals (51), total assists (44), and total points (146) while ranking 13th in assists per game (2.20) and sixth in points per game (7.30). In part to leading Pitt to a high powered offense, Pitt earned the No. 1 ranking via United Soccer Coaches Poll for the first time ever Oct. 20, 2020.

Vidovich was named ACC Coach of the Year for the sixth time in his career and first as the Panthers' head coach April 14, 2021.



In his fourth year at the helm of Pitt men's soccer, Vidovich led the Panthers to a 10-8-2 record in 2019. Vidovich saw Pitt upset No. 1 Virginia on the road on Oct. 18, host an ACC Tournament game against NC State for the first time in school history on Nov. 10, earn a trip to the ACC Semifinals for the first time in program history and stamp its name into the NCAA Men's Soccer Championship for the first time since 1965.

Vidovich and the Panthers earned a monumental victory on Nov. 21, 2019 as they defeated Lehigh at Ambrose Urbanic Field, 2-0, winning the first NCAA Men's Soccer Championship game in school history. The season ended Nov. 24 against No. 2 Georgetown in the second round of the NCAA Men's Soccer Championship, but only after a record setting season that saw six All-ACC honorees, two ACC All-Tournament Team winners and one United Soccer Coaches All-South Region Team recipient.

During his third year at Pitt in the 2018 season, Vidovich led the Panthers to wins over two ranked opponents in No. 12 NC State and No. 7 Virginia in the ACC Men's Soccer Tournament. The victory over the Cavaliers marked the Panthers' first ACC Tournament win in program history. Pitt collected its first conference win on the season against the Wolfpack and picked up another ACC victory over Clemson on Oct. 5.

Vidovich played a crucial role in the development of Javi Perez, who was drafted by LAFC in the third round of 2019 MLS Superdraft. With the selection, Perez became only the second player in program history to be drafted to an MLS club team. Three Panthers were also named to All-ACC teams under Vidovich's guidance as Edward Kizza was given First Team honors, Javi Perez earned Second Team recognition and Chandler Vaughn was named to the All-Freshman Team. Both Kizza and Perez earned All-Region Honors as well, with Kizza voted to the Second Team and Perez named to the Third Team.

Following his first year at the helm, Vidovich led the Panthers to wins over No. 7 Notre Dame, No. 13 Columbia and No. 21 Syracuse in the 2017 season.

Vidovich also guided four players to All-ACC recognition, with Javi Perez earning Second Team honors, Pol Planellas receiving Third Team recognition and both Alexander Dexter and Edward Kizza being named to the All-Freshman Team. The postseason accolades were the team's first in program history since joining the ACC.

Planellas would go on to become the first Pitt men's soccer player in program history to be drafted by an MLS Club team after being selected by the Los Angeles Football Club in the second round of the 2018 MLS SuperDraft, becoming the 36th professional player under Vidovich's tutelage.

Prior to making the move to Pittsburgh, Vidovich oversaw the men's soccer program at Wake Forest for 21 seasons (1994-2014), building the Demon Deacons into a national power and winning the 2007 NCAA championship. He spent 2015 in professional soccer, coaching the Portland Timbers 2 (T2) in the United Soccer League (USL).

During his Wake Forest tenure, Vidovich compiled a 272-121-50 record and led the Demon Deacons to the NCAA Tournament in 13 of his final 14 seasons. Wake Forest won five Atlantic Coast Conference titles under his watch, compiling a 76-52-22 mark in one of the nation's most challenging leagues.

In 2007, Wake Forest went 22-2-2—the winningest season in



school history—and defeated Ohio State, 2-1, in the national final to claim the program's first NCAA title. The Demon Deacons made four consecutive appearances in the College Cup from 2006-09.

Vidovich, a two-time National Soccer Coaches Association of America (NSCAA) National Coach of the Year (2007 and 2008) and five-time ACC Coach of the Year (2002, 2004, 2006, 2008 and 2009), ranks among the most decorated coaches in collegiate soccer.

Vidovich was the 2008 recipient of the prestigious Walt Chyzowych Award for lifetime contributions to the sport of soccer. Vidovich was an assistant under the legendary Chyzowych for eight seasons at Wake Forest from 1986-93.

Widely regarded as one of the game's top evaluators and developers of talent, Vidovich has produced 21 All-Americans and five ACC Player of the Year honorees (three offensive and two defensive). He also coached Marcus Tracy, the first player in Wake history to win the Missouri Athletic Club's (MAC) Hermann Trophy, which honors the top individual player in college soccer.

Thirty-five players under Vidovich went on to play in the professional ranks from 2002-14. His Wake Forest teams also achieved academically, evidenced by two ACC Scholar-Athlete of the Year honorees, two Academic All-Americans, one adidas National Scholar-Athlete of the Year and one Senior CLASS Award recipient.

Born in Detroit, Mich., Vidovich was an all-state player for New Canaan High School in Connecticut. He played for Indiana University in 1978 before transferring to Ohio Wesleyan, where he was a three-year starter. As a senior, Vidovich was team captain and helped lead OWU to the semifinals of the NCAA Tournament.

A 1982 graduate of Ohio Wesleyan with a bachelor's degree in physical education, he went on to earn a master's degree in sports sciences from the University of Denver in 1983.



VIDOVICH VS. ALL-TIME OPPONENTS

Opponent	Win	Loss	Tie	Opponent	Win	Loss	Tie
Akron	5	5	2	Monmouth	3	0	0
Alabama A&M	1	0	0	Navy	1	0	0
American	0	1	0	New Hampshire	1	0	0
Appalachian State	10	0	0	North Carolina	11	14	7
Belmont Abbey	3	0	0	NC State	24	3	2
Boston College	7	6	3	Northern Illinois	1	0	0
Boston University	1	0	0	Northwestern	0	1	0
Bradley	1	0	0	Notre Dame	7	9	3
California	0	2	0	Ohio State	3	1	0
Central Florida	3	0	0	Old Dominion	7	1	0
Charleston Southern	3	0	0	Oregon State	0	0	1
Charlotte	3	4	1	Penn State	3	2	2
The Citadel	1	0	0	Pitt	1	0	0
Clemson	15	11	7	Portland	1	1	0
Coastal Carolina	4	2	0	Radford	3	0	0
Colgate	0	1	0	Richmond	2	0	1
Cleveland State	4	2	0	Robert Morris	1	1	0
College of Charleston	3	1	1	Rutgers	1	0	0
Columbia	2	0	0	Saint Louis	0	0	1
Connecticut	4	0	0	San Francisco	2	0	0
Dartmouth	1	1	0	Santa Clara	1	0	1
Davidson	18	2	0	Seton Hall	0	0	1
Delaware	1	0	1	South Alabama	1	0	0
Denver	2	0	1	South Carolina	10	5	3
Detroit	1	0	1	South Florida	2	2	0
Duke	12	16	9	St. Bonaventure	1	0	0
Duquesne	4	0	0	St. Mary's (Cali.)	0	1	0
ETSU	0	0	1	St. Joseph's	2	1	0
Elon	6	3	1	St. John's	1	0	1
FDU	1	0	0	Stanford	0	1	0
Florida Atlantic	1	0	0	Syracuse	4	3	1
Florida International	2	1	0	Temple	1	1	0
Furman	1	3	2	Towson	1	0	0
Gardner-Webb	3	0	0	UAB	1	0	0
Georgetown	1	2	0	UCLA	2	1	0
George Mason	3	0	0	UC Santa Barbara	1	0	1
Georgia Southern	2	0	0	UMBC	0	0	1
Harvard	1	0	0	UNC Asheville	3	0	0
High Point	5	0	0	UNC Greensboro	11	1	0
Hofstra	2	1	0	UNC Wilmington	2	0	0
Howard	4	0	0	UW Milwaukee	1	0	0
Indiana	1	4	0	Vanderbilt	1	0	0
James Madison	2	3	0	Virginia	13	28	7
Kentucky	1	0	0	Virginia Tech	20	5	1
Lehigh	2	0	0	VCU	6	0	1
Lenoir-Rhyne	2	0	0	VMI	1	0	0
Liberty	3	1	0	Wake Forest	1	2	0
LIU Brooklyn	1	0	0	Washington	2	1	0
Longwood	2	0	0	West Virginia	4	2	0
Louisville	3	5	0	William & Mary	5	1	0
Loyola Maryland	1	1	0	Winthrop	1	0	0
Loyola Marymount	1	0	0	Wisconsin	0	1	0
Manhattan	1	0	0	Wofford	3	0	0
Marshall	0	2	0	Total	347	181	67
Maryland	10	10	2				
Massachusetts	2	0	0				



* - indicates since 2002

SINGLE GAME RECORDS

GOALS

1. Joe Luxbacher vs. Edinboro (1971)	7
2. Robert Cherry vs. N/A (1955)	5
3. John Chauvin vs. Youngstown St. (1986)	4
Eric Tiedke vs. Robert Morris (1982)	
Craig Connolly vs. Youngstown (1977)	
Joe Luxbacher vs. Geneva (1973)	
John White vs. Slippery Rock (1969)	
Ray Tarasi vs. Lock Haven (1961)	
Jerome Bressanelli vs. Ind. Teachers (1955)	
John D'Amato vs. Ind. Teachers (1954)	

ASSISTS

1. Filip Mirkovic vs. FDU (9/18/23)	4
Mark Nigh vs. Gannon (1978)	
3. Rodrigo Almeida vs. UMass (2021)	3
Guilherme Feitosa vs. Duke (2021)	
Bertin Jacquesson vs. No. Illinois (2021)	
Bertin Jacquesson vs. Virginia Tech (2020)	
Jasper Loeffelsend vs. Virginia Tech (2020)	
Javi Perez vs. West Virginia (2017)	
Ben Garry vs. California (Pa.) (1998)	
Mark Nigh vs. Carnegie Mellon (1977)	
Mark Nigh vs. Youngstown (1977)	
Dave Rechenbach vs. West Virginia (1962)	
Alberto Sichel vs. Slippery Rock (1961)	

POINTS

1. Joe Luxbacher (10/30/71)	15
2. Robert Cherry vs. N/A (1955)	10
3. Eric Tiedtke vs. Robert Morris (1982)	9
4. Craig Connelly vs. Youngstown (1977)	8
Alan Jutca vs. Point Park (1975)	
Joe Luxbacher vs. Geneva (1973)	
John White vs. Slippery Rock (1969)	
Ray Tarasi vs. Lock Haven (1961)	
Jerome Bessanelli vs. Ind. Teachers (1955)	
John D'Amato vs. Ind. Teachers (1954)	

SAVES*

1. Andy Jorgensen at USF (9/17/06)	15
2. Jordan Marks vs. Georgetown (10/18/08)	14
3. Justin Gaul at St. John's (9/28/02)	13
4. Andy Jorgensen vs. La Salle (9/4/05)	12
Jordan Marks vs. W. Virginia (10/10/07)	
6. Dan Lynd at Syracuse (10/12/13)	11
Lee Johnston vs. Notre Dame (10/22/11)	
Lee Johnston vs. Georgetown (9/29/12)	
9. Mikal Outcalt at Wake Forest (9/16/2017)	10
Dan Lynd at Wake Forest (9/21/13)	
Dan Lynd at Notre Dame (11/8/13)	
Keegan Gunderson at Cincinnati (9/18/09)	
Justin Lowery vs. USF (9/25/05)	
Jordan Marks vs. Notre Dame (10/22/05)	
Nico Campuzano vs. UCF (5/6/2021)	

SEASON RECORDS

GOALS

1. Bob Cherry (1955)	18
2. John D'Amato (1954)	16
3. Edward Kizza (2018)	15
Robert Cuthbert (1962)	15
5. Joe Luxbacher (1972)	14
Jerome Bressanelli (1955)	
Valentin Noel (2020-21)	
8. Edward Kizza (2019)	12
Phil Matilla (1977)	
Craig Connolly (1977)	
Joe Luxbacher (1973)	
Robert Cuthbert (1961)	

GOALS PER GAME*

1. Edward Kizza (2018)	0.83
2. Valentin Noel (2020-21)	0.74
3. Edward Kizza (2019)	0.60
4. Valentin Noel (2022)	0.52
5. Veljko Petkovic (2021)	0.50
6. Rodrigo Almeida (2021)	0.47
Veljko Petkovic (2020-21)	
8. Marco Carrizales (2002)	0.44
Keeyan Young (2004)	0.44
10. Billy Brush (2004)	0.41

ASSISTS

1. Filip Mirkovic (2022)	12
2. Bertin Jacquesson (2021)	11
Eric Prex (1994)	
4. Jesus Valencia (1971)	10
5. Filip Mirkovic (2023)	9
David DiEmido (1969)	
Erik Duffy (1993)	
Mark Nigh (1977)	
Jasper Loeffelsend (2020-21)	
10. Ted Noethling (1993)	8
Eric Prex (1992)	
David Reichenbach (1962)	
Veljko Petkovic (2020-21)	

ASSISTS PER GAME*

1. Filip Mirkovic (2023)	0.64
2. Filip Mirkovic (2022)	0.60
3. Bertin Jacquesson (2021)	0.55
4. Jasper Loeffelsend (2021)	0.53
5. Veljko Petkovic (2021)	0.50
6. Jasper Loeffelsend (2020-21)	0.47
7. Veljko Petkovic (2020-21)	0.42
8. Rodrigo Almeida (2021)	0.40
9. Bertin Jacquesson (2020-21)	0.39
10. Guilherme Feitosa (2021)	0.32

POINTS

1. Bob Cherry (1955)	36 (18/0)
2. Robert Cuthbert (1962)	32 (15/2)
John D'Amato (1954)	(16/0)
4. Joe Luxbacher (1972)	31 (14/3)
5. Edward Kizza (2018)	30 (15/0)
Valentin Noel (2020-21)	(14/2)
7. Erik Duffy (1993)	29 (10/9)
Joe Luxbacher (1973)	(12/5)
9. Edward Kizza (2019)	28 (12/4)
Eric Prex (1992)	(10/8)
Jerome Bressanelli (1955)	(14/0)

POINTS PER GAME*

1. Edward Kizza (2018)	1.67
2. Valentin Noel (2020-21)	1.58
3. Veljko Petkovic (2021)	1.50
4. Edward Kizza (2019)	1.40
5. Veljko Petkovic (2020-21)	1.37
6. Rodrigo Almeida (2021)	1.33
7. Bertin Jacquesson (2021)	1.25
8. Valentin Noel (2022)	1.19
9. Keeyan Young (2004)	1.12
10. Valentin Noel (2021)	1.00

SAVES

1. Frank Bucci (1975)	143
2. Ronald Goga (1958)	115
3. Adam Spitzer (1995)	114
4. Bill Haines (1973)	109
5. Tom Staab (1961)	108
6. Scott Thornberg (1981)	103
7. Frank Bucci (1974)	102
Bill Haines (1972)	
9. Len Harmon (1968)	98
Adam Spitzer (1996)	
Justin Gaul (2001)	

SAVES/GAME*

1. Dan Lynd (2013)	6.21
2. Mikal Outcalt (2016)	5.50
3. Andy Jorgensen (2006)	5.31
4. Justin Gaul (2002)	5.22
5. Jordan Marks (2007)	5.17
6. Justin Lowery (2004)	5.00
7. Lee Johnston (2012)	4.93
8. Justin Lowery (2003)	4.89
9. Lee Johnston (2011)	4.54
10. Dan Lynd (2014)	4.50

SAVE PERCENTAGE*

1. Mikal Outcalt (2016)	.815
2. Andy Jorgensen (2006)	.812
3. Justin Gaul (2002)	.810
4. Lee Johnston (2004)	.787
5. Dan Lynd (2013)	.784
6. Justin Lowery (2004)	.783
7. Eric Barnes (2008)	.773
8. Joe van der Sar (2022)	.768
9. Nico Campuzano (2020-21)	.742
10. Lee Johnston (2012)	.740



GOALS-AGAINST AVERAGE*

1. Joe van der Sar (2022)	1.02
2. Nico Campuzano (2021)	1.10
3. Nico Campuzano (2020-21)	1.12
4. Hami Kara (2010)	1.17
5. Andy Jorgensen (2006)	1.18
6. Justin Gaul (2002)	1.19
7. Mikal Outcalt (2016)	1.20
8. Johan Penaranda (2018)	1.25
9. Justin Lowery (2004)	1.32
10. Arie Ammann (2019)	1.42

SHUTOUTS

1. Adam Spitzer (1992)	10
Dave Torrence (1985)	
3. Mark Hendricks (1986)	9
4. Joe van der Sar (2022)	8
5. Chris Hanlon (1997)	7
Adam Spitzer (1995)	
Dan Lynd (2015)	
8. Cabral Carter (2023)	6
Ronald Goga (1957)	
Dave Torrence (1983)	
Tim Sobelman (1991)	
Adam Spitzer (1996)	
Justin Gaul (1999)	
Justin Gaul (2002)	
Hami Kara (2010)	
Nico Campuzano (2020-21)	
Nico Campuzano (2021)	

WINS

1. Nico Campuzano (2020-21)	16
2. Adam Spitzer (1995)	14
3. Nico Campuzano (2021)	13
Justin Gaul (2000)	
5. Joe van der Sar (2022)	12
Adam Spitzer (1992)	
7. Dave Torrence (1985)	11
8. Mark Hendricks (1986)	10
9. Chris Hanlon (1997)	9
Dave Torrence (1983)	

MINUTES PLAYED*

1. Joe van der Sar (2022)	2,020
2. Nico Campuzano (2021)	1,887
3. Nico Campuzano (2020-21)	1,844
4. Justin Gaul (2002)	1,660
5. Justin Lowery (2003)	1,635
6. Dan Lynd (2015)	1,605
7. Dan Lynd (2014)	1,536
8. Mikal Outcalt (2017)	1,554
9. Johan Penaranda (2018)	1,515
10. Mikal Outcalt (2016)	1,497

CONSECUTIVE SHUTOUT MINUTES*

1. Dan Lynd (8/28-9/6/15)	380:00
2. Jordan Marks (8/29-9/21/08)	379:26
3. Joe van der Sar (9/2-9/19/22)	342:58
4. Justin Gaul (8/31-9/7/02)	330:55
5. Hami Kara (9/19-10/2/10)	282:20
6. Cabral Carter (10/13-10/27)	251:46

CAREER RECORDS

GOALS

1. Joe Luxbacher (1971-73)	37
2. Valentin Noel (2019-22)	35
3. Edward Kizza (2017-2019)	31
4. Robert Cuthbert (1960-62)	30
5. Eric Prex (1991-94)	29
6. George Shimpeno (1962-64)	24
Eric Tiedtke (1979-82)	
Keeyan Young (2002-06)	
9. Drew Kopp (1995-98)	22
Jerome Bressanelli (1955-57)	
Alexander Dexter (2017-21)	

GOALS PER GAME*

1. Edward Kizza (2017-2019)	0.58
2. Valentin Noel (2019-22)	0.45
3. Veljko Petkovic (2019-2021)	0.42
4. Bertin Jacquesson (2020-22)	0.33
Keeyan Young (2002-06)	0.33
6. Luis Sahmkow (2021-Pres.)	0.30
7. Marco Carrizales (2002-03)	0.25
8. Billy Brush (2002-04)	0.24
Alexander Dexter (2017-21)	
10. Nico Wrobel (2011-13)	0.20

ASSISTS

1. Filip Mirkovic (2020-Pres.)	28
2. Eric Prex (1991-94)	26
3. Bertin Jacquesson (2020-Present)	23
4. Alexander Dexter (2017-2021)	22
5. Jasper Löeffelsend (2020-21)	18
Veljko Petkovic (2019-21)	
7. Mark Nigh (1975-78)	14
Dave Reichenbach (1962-1964)	
9. Valentin Noel (2019-22)	13
Erik Duffy (1990-93)	
Ted Noethling (1990-93)	
Jesus Valencia (1969-71)	

ASSISTS PER GAME*

1. Jasper Löeffelsend (2020-21)	0.50
2. Bertin Jacquesson (2020-22)	0.40
3. Filip Mirkovic (2020-22)	0.38
Veljko Petkovic (2019-21)	0.38
5. Alexander Dexter (2017-21)	0.24
6. Patrick Dixon (2014-15)	0.21
7. Rodrigo Almeida (2018-22)	0.19
Terry Akpua (2010-11)	0.19
9. Valentin Noel (2019-22)	0.17
10. Keeyan Young (2002-06)	0.15

POINTS

1. Eric Prex (1991-94)	84 (29/26)
Joe Luxbacher (1971-73)	84 (37/10)
3. Valentin Noel (2019-22)	83 (35/13)
4. Edward Kizza (2017-2019)	69 (31/7)
5. Robert Cuthbert (1960-62)	67 (30/7)
6. Alexander Dexter (2017-22)	66 (22/22)
7. Bertin Jacquesson (2020-22)	61 (19/23)
8. George Shimpeno (1962-64)	59(24/11)
Keeyan Young (2002-06)	(24/11)
10. Veljko Petkovic (2019-2021)	58 (20/18)

POINTS PER GAME*

1. Edward Kizza (2017-19)	1.30
2. Veljko Petkovic (2019-21)	1.21
3. Valentin Noel (2019-22)	1.08
4. Bertin Jacquesson (2020-22)	1.07
5. Keeyan Young (2002-06)	0.82
6. Alexander Dexter (2017-21)	0.72
7. Luis Sahmkow (2021-Pres.)	0.70
8. Filip Mirkovic (2020-22)	0.63
9. Billy Brush (2002-04)	0.51
10. Marco Carrizales (2002-03)	0.50

SAVES

1. Frank Bucci (1974-77)	390
2. Justin Gaul (1999-02)	363
3. Adam Spitzer (1992-96)	339
4. Scott Thunberg (1978-81)	300
5. Tom Staab (1961-63)	243
6. Dan Lynd (2012-15)	230
7. Bill Haines (1972-73)	211
8. Ronald Goga (1956-58)	207
9. Dave Torrence (1982-85)	198
10. Kirk Brodows (1991-94)	191

SAVES/GAME*

1. Andy Jorgensen (2004-06)	5.65
2. Mikal Outcalt (2016-17)	5.50
3. Justin Lowery (2002-05)	4.85
4. Dan Lynd (2012-15)	4.51

SAVES PERCENTAGE*

1. Mikal Outcalt (2016-17)	.815
2. Justin Gaul (2002)	.810
3. Joe van der Sar (2021-22)	.768
4. Lee Johnston (2011-12)	.760
5. Andy Jorgensen (2004-06)	.753
6. Jordan Marks (2004-08)	.752
7. Keegan Gunderson (2009-11)	.750
8. Eric Barnes (2007-08)	.746
9. Justin Lowery (2002-05)	.738
10. Dan Lynd (2012-15)	.723

GOALS-AGAINST AVERAGE*

1. Joe van der Sar (2021-22)	1.02
2. Nico Campuzano (2020-21)	1.11
3. Mikal Outcalt (2016-17)	1.36
4. Dan Lynd (2012-15)	1.69
5. Jordan Marks (2004-08)	1.71
6. Justin Lowery (2002-05)	1.72

SHUTOUTS

1. Adam Spitzer (1992-96)	25
2. Dave Torrence (1982-85)	23
3. Justin Gaul (1999-02)	19
4. Dan Lynd (2012-15)	15
5. Frank Bucci (1974-77)	14
6. Nico Campuzano (2020-21)	12
7. Chris Hanlon (1995-98)	11
Tim Sobelman (1988-91)	
Mark Hendricks (1986-88)	
10. Jay Kapusta (1987-90)	10
Scott Thunberg (1978-81)	



WINS

1. Adam Spitzer (1992-96)	38
2. Justin Gaul (1999-02)	32
3. Dave Torrence (1982-85)	31
4. Nico Campuzano (2020-21)	29
5. Frank Bucci (1974-77)	19
Tom Staab (1961-63)	
7. Scott Thunberg (1978-81)	18
8. Mark Hendricks (1986-88)	15
9. Kirk Bradows (1991-94)	14
Jay Kapusta (1987-90)	
Ronald Goga (1956-58)	

3 - Keeyan Young (10/26-11/2/02)
3 - E.J. McCormick (8/31-9/4/07)
3 - Nico Wrobel (9/1-9/9/12)
3- Alexander Dexter (10/10-10/20/17)
3 - Valentin Noel (5/2-5/10/21)

SINGLE-SEASON

Goals

1.	55 - 1955
2.	52 - 2021
3.	51 - 2020-21
4.	43 - 1971
	43 - 1977
6.	42 - 2022
	42 - 1997
	42 - 1993
	42 - 1983
10.	38 - 1992
	38 - 1986

Goals Per Game

Avg.	Goals	Games	Year
1. 4.58	55	12	1955
2. 3.58	43	12	1971
3. 3.36	37	11	1961
4. 3.00	27	9	1954
5. 2.87	43	15	1977
6. 2.81	31	11	1969
7. 2.80	28	10	1964
8. 2.60	52	20	2021
9. 2.55	51	20	2020-21
10. 2.47	42	17	1993

Assists

1.	63 - 2021
2.	48 - 2022
3.	44 - 2020-21
4.	41 - 1994
5.	36 - 1993
6.	32 - 1997
7.	31 - 2023
8.	30 - 1971
9.	29 - 2019
	1992

Assists Per Game

Avg.	Assists	Games	Year
1. 3.15	63	20	2021
2. 2.50	30	12	1971
3. 2.36	26	11	1962
4. 2.28	41	18	1994
5. 2.20	44	20	2020-21
6. 2.18	48	22	2022
7. 2.12	36	17	1993
8. 2.07	31	15	2023
9. 1.91	21	11	1961
10. 1.87	28	15	1977

Points

1.	167 - 2021
2.	142 - 2020-21
3.	132 - 2022
4.	120 - 1993
5.	116 - 1997
	115 - 1994
7.	114 - 1977
	114 - 1971
9.	110 - 1955
10.	106 - 1992

Points Per Game

Avg.	Points	Games	Year
1. 9.50	114	12	1971
2. 9.17	110	12	1955
3. 9.09	100	11	1962
4. 8.35	163	20	2021
5. 7.60	114	15	1977
6. 7.10	142	20	2020-21
7. 7.06	120	17	1993
8. 6.91	76	11	1969
9. 6.39	115	18	1994
10. 6.11	116	19	1997

Saves*

1.	101 - 2016
2.	100 - 2007
3.	99 - 2013
4.	97 - 2005
5.	94 - 2002
6.	92 - 2003
	92 - 2004
	92 - 2006
	92 - 2008
10.	90 - 2012

Saves Percentage

Pct.	Sv/GA	Games	Year
1. .906	242/25	14	1975
2. .810	94/22	16	2002
3. .807	92/22	16	2008
4. .792	99/26	18	2016
5. .773	92/27	17	2006
6. .768	76/23	22	2022
7. .760	92/29	17	2004
8. .742	66/23	20	2020-21
9. .739	82/29	18	2009
10. .738	76/27	17	2014

Goals-Against Average*

GAA	GA	Mins	Year
1. 1.02	23	2,020	2022
2. 1.10	23	1,887	2021
3. 1.12	23	1,844	2020-21
4. 1.16	22	1,712	2008
5. 1.19	22	1,661	2002
6. 1.28	25	1,762	2018
7. 1.31	23	1,585	2010
8. 1.39	22	1,874	2019
9. 1.45	27	1,682	2006
10. 1.47	22	1,350	2023

Shutouts

1.	10 - 1992
	10 - 1985
3.	9 - 1986
4.	8 - 2022
	8 - 1990
6.	7, 5x; last 2015

Consecutive Shutouts

1. 1996-1997 Season (overall)	6
2. 1957 Season	5
1996 Season	5
4. 2015 Season	4

GOALKEEPER MINUTES PLAYED*

1. Dan Lynd (2012-15)	4,681
2. Nico Campuzano (2020-21)	3,731
3. Justin Lowery (2002-05)	3,512
4. Mikal Outcalt (2016-17)	3,051
5. Jordan Marks (2004-08)	2,832
6. Lee Johnston (2011-12)	2,421
7. Joe van der Sar (2021-22)	2,020
8. Andy Jorgensen (2004-06)	1,815
9. Johan Penaranda (2018-19)	1,737
10. Hami Kara (2010-11)	1,682

TEAM RECORDS

SINGLE-GAME

Most Goals	10 vs. Dennison - 1955
	10 vs. Edinboro - 10/30/71
	10 at Youngstown State - 11/2/85
	10 vs. Youngstown State - 10/15/86
Most Assists	11 vs. West Virginia - 9/26/17
Most Points	28 vs. Edinboro - 10/30/71

Saves*

1. at Penn State (11/15/75)	30
2. at South Florida (9/17/06)	15
3. vs. Georgetown (10/18/08)	14
4. at St. John's (9/28/02)	13
5. vs. West Virginia (10/10/07)	12
vs. La Salle (9/4/05)	
7. at Notre Dame (11/8/13)	11
at Syracuse (10/12/13)	
vs. Notre Dame (10/22/11)	
vs. Georgetown (9/29/12)	

Largest Margin of Victory	10 vs. Dennison - 1955
	10 vs. Edinboro - 10/30/71
	10 at Youngstown State - 11/2/85
	10 vs. Youngstown State - 10/15/86

Fastest Goal to Start Game	:23 - Veljko Petkovic
	vs. UCF - 5/6/21

Fastest Consecutive Goals by Pitt	0:34 - Michael Tuohy (37:44), John Cordier (38:18)
	vs. Howard - 11/5/13

Fastest Three Consecutive Goals by Pitt	6:26 - Joao Souza (44:59), Luis Sahnkow (47:48), Luis Sahnkow (51:25)
	vs. FDU, Sept. 18, 2023

Fastest Consecutive Goals by Same Player	3:20 - Billy Brush (14:08, 17:28)
	vs. Providence - 10/31/04

Fastest Three Consecutive Goals by Same Player	28:00 - Nick Wysong (58:41, 75:50, 86:41)
	vs. Northern Kentucky - 9/14/12

Most Consecutive Games With at Least One Goal	6 - Valentin Noel (10/10-11/22/20)
---	------------------------------------



SINGLE-SEASON

Best Winning Pct.	.889 (8-1-0) - 1954
Most Wins	16 - 2020-21
Most Losses	13 - 1982
	13 - 2007
	13 - 2011
	13 - 2016
Most Ties	5 - 2022
Most Conference Wins	9 - 2020-21
Most Conference Losses	10 - 2005
Most Goals Scored	55 - 1955
Fewest Goals Allowed	10 - 1954
	10 - 1965
Fewest Goals Scored	8 - 1967
Most Opponent Goals	40 - 1983
Most Points	142 - 2020-21
Most Opponent Points	109 - 2005
Most Assists	63 - 2021
Most Opponent Assists	31 - 2011
	31 - 2012
Most Saves	242 - 1975
Most Opponent Saves	178 - 1965
Most Shutouts	10 - 1992
Most Opponent Shutouts	12 - 2009

HAT TRICK HISTORY

Luis Sahmkow vs. FDU	9/18/23
Edward Kizza vs. Cleveland State	10/8/18
Edward Kizza at Delaware	8/27/18
Chris Davis vs. Howard	11/5/13
Nick Wysong vs. Northern Kentucky	9/14/12
Bill Brush vs. Syracuse	11/2/03
Spencer Barton at Notre Dame	9/29/00
Phil Matilla vs. California (Pa.)	11/4/97
Eric Prex vs. Buffalo	9/11/94
Jeff Porter vs. Marshall	10/6/93
Eric Duffy at Grove City	10/27/93
Nick Liberati vs. Slippery Rock	10/9/91
Craig Connolly vs. Gannon	10/4/87
John Chauvin (4 goals) vs. Youngstown St.	10/15/86
Craig Connolly vs. West Virginia	11/6/77
Craig Connolly (4 goals) vs. Youngstown St.	10/14/77
Joe Luxbacher (4 goals) vs. Geneva	9/8/73
Joe Luxbacher vs. Edinboro	10/28/72
Joe Luxbacher vs. Grove City	10/14/72
Joe Luxbacher (7 goals) vs. Edinboro	10/31/71
John White vs. Kent State	10/28/69
John White (4 goals) vs. Slippery Rock	11/4/69
Jerome Bressanelli (4 goals) vs. Indiana Teachers	1955

NCAA TOURNAMENT RECORDS

TEAM RECORDS (Game)

Most Goals	6 vs. Monmouth, 5/2/21
Most Assists	6 vs. No. Illinois, 11/21/21
Most Points	16, 2x; Last vs. No. Illinois, 11/21/21
Most Shots	32 vs. Portland, 12/3/22

TEAM RECORDS (Single Tournament)

Most Goals	13, 2020-21
Most Assists	11, 2021
Most Points	33, 2020-21
Most Shots	73, 2022

INDIVIDUAL RECORDS (Game)

Most Goals	2, 4x; Last Valentin Noel 11/20/22 vs. Akron
Most Assists	3, Bertin Jacquesson 11/21/21 vs. Northern Illinois
Most Points	5, Bertin Jacquesson 11/21/21 vs. Northern Illinois
Most Shots	6, 2x; Last Noel & Mirkovic 12/3/22 vs. Portland
Most Saves	10, Nico Campuzano 5/6/21 vs. UCF

INDIVIDUAL RECORDS (Single Tournament)

Most Goals	4, Valentin Noel, 2022
Most Assists	3, Bertin Jacquesson, 2021
Most Points	8, 3x; Last Noel & Jacquesson, 2022
Most Shots	16, Bertin Jacquesson, 2022
Most Saves	18, Nico Campuzano, 2020-21

INDIVIDUAL RECORDS (Tournament Career)

Most Goals	8, Valentin Noel
Most Assists	6, Bertin Jacquesson
Most Points	18, Bertin Jacquesson
Most Shots	34, Valentin Noel
Most Saves	26, Nico Campuzano

2023 OVERALL SEASON STATS

Date	Opponent	Score	Att.
08/24/2023	Penn St.	T 1-1	2000
08/28/2023	Howard	W 5-0	734
09/01/2023	at Georgetown	L 1-4	977
09/05/2023	Marshall	L 1-3	1081
* 09/09/2023	Wake Forest	W 3-0	714
* 09/15/2023	at Boston College	T 0-0	636
09/18/2023	FDU	W 5-1	419
* 09/22/2023	at Syracuse	L 2-3	1911
09/25/2023	Denver	W 3-1	703
* 09/29/2023	North Carolina	T 0-0	1010
* 10/06/2023	Virginia Tech	W 3-1	913
* 10/13/2023	at Virginia	L 1-2	2551
10/17/2023	Duquesne	W 2-0	975
* 10/21/2023	Duke	T 0-0	1180
* 10/27/2023	at Notre Dame	L 0-6	2224

Team statistics

	UP	OPP
SHOT STATISTICS		
Goals-Shot attempts	27-178	22-156
Goals scored per game	1.8	1.47
Shot pct.	.152	.141
Shots on goal-Attempts	69-178	72-156
SOG pct.	.388	.462
Shots/Game	11.9	10.4
Assists	31	29
GOAL BREAKDOWN		
Total Goals	27	22
Penalty	3	0
Unassisted	-	-
Overtime	0	0
Goals scored average	1.8	1.47
CORNER KICKS	56	67
PENALTY KICKS	3-3	0-0
OFFSIDES	41	67
PENALTIES		
Fouls	129	193
Yellow cards	23	42
Red cards	4	1
ATTENDANCE		
Total	9729	8299
Dates/Avg Per Date	10/973	5/1660
Neutral Site #/Avg	0/0	-

Record	Overall	Home	Away	Neutral
All Games	6-5-4	6-1-3	0-4-1	0-0-0
Conference	2-3-3	2-0-2	0-3-1	0-0-0
Non-Conference	4-2-1	4-1-1	0-1-0	0-0-0

#	Player	GP	G	A	PTS	SH	SH%	SOG	SOG%	GWG	PK-ATT
17	Sahmkow, Luis	12	6	0	12	21	.286	11	.524	0	3-3
9	Thorsen, Albert	11	4	2	10	18	.222	8	.444	1	0-0
21	Mirkovic, Filip	14	0	9	9	21	.000	7	.333	0	0-0
19	Kozomara, Luka	13	3	2	8	18	.167	5	.278	0	0-0
11	Souza, Joao	11	3	0	6	8	.375	3	.375	2	0-0
10	Feitosa, Guilherme	10	2	2	6	20	.100	10	.500	1	0-0
7	Toure, Abdoulaye	12	2	2	6	17	.118	3	.176	0	0-0
2	Gilman, Jackson	15	2	2	6	8	.250	3	.375	0	0-0
3	Cilli, Raphael	12	2	1	5	6	.333	3	.500	1	0-0
25	McIntyre, Eben	13	1	2	4	9	.111	7	.778	1	0-0
5	Grau, Fabian	8	1	1	3	3	.333	1	.333	0	0-0
12	Maillefaud, Mateo	15	0	3	3	6	.000	0	.000	0	0-0
15	Dyke, Zahir	7	1	0	2	2	.500	1	.500	0	0-0
26	Sullivan, Michael	13	0	1	1	9	.000	4	.444	0	0-0
23	Murania, Massimo	12	0	1	1	5	.000	2	.400	0	0-0
8	Mercado, Felipe	14	0	1	1	4	.000	1	.250	0	0-0
28	Ferreira, Santiago	10	0	1	1	1	.000	0	.000	0	0-0
13	Hall, Noah	10	0	1	1	0	.000	0	.000	0	0-0
22	Lefebvre, Mathys	11	0	0	0	2	.000	0	.000	0	0-0
24	Brown, Abraham	2	0	0	0	0	.000	0	.000	0	0-0
0	Carter, Cabral	15	0	0	0	0	.000	0	.000	0	0-0
Total		15	27	31	85	178	.152	69	.388	-	3-3
Opponents		15	22	29	73	156	.141	72	.462	-	0-0

#	Goalie	GP	MIN.	GA	GA AVG	SAVES	PCT	W-L-T	SHO/CBO
0	Carter, Cabral	15	1350:00	22	1.47	49	.690	6-5-4	6/0
TM	TEAM	-	00:00	0	0.00	1	1.000	0-0-0	0/0
Total		15	1350:00	22	1.47	50	.694	6-5-4	6
Opponents		15	1350:00	27	1.80	42	.609	5-6-4	4

Goals by Periods

Team	1st	2nd	OT1	OT2	TOTAL
UP	12	15	0	0	27
Opponents	13	9	0	0	22

Shots by Periods

Team	1st	2nd	OT1	OT2	TOTAL
UP	87	91	0	0	178
Opponents	82	74	0	0	156

Saves by Periods

Team	1st	2nd	OT1	OT2	TOTAL
UP	26	24	0	0	50
Opponents	23	19	0	0	42

Corners by Periods

Team	1st	2nd	OT1	OT2	TOTAL
UP	27	29	0	0	56
Opponents	34	33	0	0	67

Fouls by Periods

Team	1st	2nd	OT1	OT2	TOTAL
UP	66	63	0	0	129
Opponents	80	113	0	0	193



2023 TEAM RANKING SUMMARY

Statistic	National Rank	Conference Rank	Value	National Leader	Value	Conference Leader	Value
Assists Per Game (202 ranked)	26	4	2.07	Western Mich.	3.44	Duke	2.67
Corner Kicks Per Game (202 ranked)	180	12	3.73	Akron	8.53	Syracuse	7.88
Fouls Per Game (202 ranked)	4	2	8.60	Boston College	8.19	Boston College	8.19
Goal Differential (202 ranked)	72	9	5	Bryant	34	Clemson	29
Penalty Kicks (174 ranked)	1	1	1.000	86 teams tied	1.000	8 teams tied	1.000
Points Per Game (202 ranked)	35	6	5.67	Portland	9.14	Duke	8.40
Red Cards (78 ranked)	5	1	4	Omaha St. John's (NY)	6	Pittsburgh	4
Save Pct (202 ranked)	134	8	0.694	Bryant	0.879	Notre Dame	0.869
Saves Per Game (202 ranked)	107	3	3.33	Saint Peter's	6.40	Louisville	4.06
Scoring Offense (202 ranked)	42	6	1.80	Duke	2.87	Duke	2.87
Shot Accuracy (202 ranked)	154	9	0.388	SIUE	0.529	Virginia	0.457
Shots Per Game (202 ranked)	99	9	11.87	Duke	19.73	Duke	19.73
Shots on Goal Per Game (202 ranked)	129	9	4.60	Duke	8.20	Duke	8.20
Shutout Percentage (200 ranked)	31	3	0.400	Bryant	0.750	Notre Dame	0.562
Team Goals Against Average (202 ranked)	112	10	1.467	Bryant	0.250	Notre Dame	0.500
Total Assists (202 ranked)	27	5	31	Western Mich.	55	Duke Notre Dame	40 40
Total Goals (202 ranked)	44	6	27	Duke	43	Duke	43
Total Points (202 ranked)	38	6	85	Western Mich.	133	Duke	126
Won-Lost-Tied Percentage (202 ranked)	85	9	0.533	SIUE	0.912	Notre Dame	0.812
Yellow Cards (202 ranked)	160	11	23	USC Upstate	58	Louisville	42

2023 INDIVIDUAL RANKING SUMMARY

Statistic	Player	National Rank	Conference Rank	Value	National Leader	Value	Conference Leader	Value
Assists Per Game (149 ranked)	Filip Mirkovic	5	1	0.64	Ploutarchos Alonefti, Lipscomb	0.73	Filip Mirkovic, Pittsburgh	0.64
Game-Winning Goals (32 ranked)					Lineker Rodrigues dos Santos, Memphis	7	Stephen Annor Gyamfi, Virginia	5
Goalie Minutes Played (150 ranked)	Cabral Carter	39	3	1350:00	Wessel Speel, Hofstra	1620:00	Trace Alphin, Wake Forest	1496:41
Goals Against Average (150 ranked)	Cabral Carter	120	10	1.467	Antreas Hadjigavriel, Bryant	0.250	Andrew Cordes, North Carolina	0.410
Goals Per Game (142 ranked)	Luis Sahnkow	55	8	0.50	Camil Azzam Ruiz, Iona	1.08	Forster Ajago, Duke	0.87
Penalty Kicks (271 ranked)	Luis Sahnkow	1	1	1.000	219 players tied	1.000	19 players tied	1.000
Points Per Game (150 ranked)	Luis Sahnkow	118	10	1.00	Camil Azzam Ruiz, Iona	2.42	Forster Ajago, Duke	2.00
Red Cards (12 ranked)	Raphael Cilli Filip Mirkovic Michael Sullivan	12 12 12	1 1 1	1 1 1	11 players tied	2	15 players tied	1
Save Pct (149 ranked)	Cabral Carter	136	10	0.690	Hudson Blatteis, Brown	0.920	Andrew Cordes, North Carolina	0.889
Saves Per Game (147 ranked)	Cabral Carter	89	3	3.27	Pedro Alves, Saint Peter's	6.40	Alex Svetanoff, Louisville	3.94
Shot Accuracy (146 ranked)					Dylan Sing, Western Mich.	0.714	Eno Nto, Notre Dame	0.588
Shots Per Game (149 ranked)					Camil Azzam Ruiz, Iona	5.33	Forster Ajago, Duke	4.20
Shots on Goal Per Game (139 ranked)					Camil Azzam Ruiz, Iona	3.25	Forster Ajago, Duke	1.67
Shutouts (37 ranked)	Cabral Carter	22	2	6	Antreas Hadjigavriel, Bryant	12	Bryan Dowd, Notre Dame	8
Total Assists (97 ranked)	Filip Mirkovic	7	2	9	Eliot Goldthorp, Hofstra	12	Jeorgio Kocevski, Syracuse	10
Total Goals (149 ranked)	Luis Sahnkow	98	11	6	5 players tied	14	Forster Ajago, Duke	13
Total Points (143 ranked)					Jason Shokalook, Akron	33	Forster Ajago, Duke	30
Total Saves (150 ranked)	Cabral Carter	68	3	49	Pedro Alves, Saint Peter's	96	Alex Svetanoff, Louisville	63
Yellow Cards (366 ranked)	Mateo Maillefaud Felipe Mercado Luis Sahnkow	156 366 366	10 26 26	4 3 3	4 players tied	8	Olu Oyegunle, Syracuse	6



TV/RADIO ROSTER



Cabral Carter
#0 | GK | So.



Kyle Durham
#1 | GK | Fr.



Jackson Gilman
#2 | D | So.



Raphaël Cilli
#3 | D | So.



Fabian Grau
#5 | D | Gr.



Abdoulaye Touré
#7 | F | Jr.



Felipe Mercado
#8 | M | Sr.



Albert Thorsen
#9 | F | Fr.



Guilherme Feitosa
#10 | M | Jr.



Joao Souza
#11 | M | Gr.



Mateo Maillfaut
#12 | D | Jr.



Noah Hall
#13 | D | So.



Zahir Dyke
#15 | F | Fr.



Nick Blacklock
#16 | F | Sr.



Luis Sahnkow
#17 | F | Jr.



Ameer Abdullah
#18 | D | Fr.



Luka Kozomara
#19 | M | Jr.



Mateo Stoka
#20 | M | So.



Filip Mirkovic
#21 | M | Sr.



Mathys Lefebvre
#22 | D | Jr.



Massimo Murania
#23 | F | Fr.



Abraham Brown
#24 | D | So.



Eben McIntyre
#25 | F | So.



Michael Sullivan
#26 | M | Jr.




Alex Hauskrecht
#27 | M | Fr.



Santiago Ferreira
#28 | M | Fr.



Eli Mumford
#31 | GK | Fr.



Jack Moxom
#32 | GK | Fr.



Jay Vidovich
Head Coach



Bryce Cregan
Asst. Coach



Josh Oldroyd
Asst. Coach



Zack Schilawski
Asst. Coach