

2022-23

OLE MISS MEN'S BASKETBALL



Ole Miss

Ole Miss
4



TABLE OF CONTENTS

THIS IS OLE MISS..... 1-11

Table of Contents2-3
 Ole Miss Quick Facts..... 3
 This Is Ole Miss Basketball4-5
 Rebels in the Pros 6
 First-Class Facilities 7
 SIB Pavilion..... 8
 Tuohy Basketball Center 9
 Rebels in the Spotlight..... 10
 SEC Competition..... 11

2022-23 OUTLOOK..... 12-14

Radio/TV Roster..... 12
 2022-23 Roster..... 13
 Schedule 14

COACHES & STAFF 15-21

Head Coach Kermit Davis 15-17
 Assistant Coaches..... 18-20
 Support Staff 21

2022-23 REBELS 22-39

Returnee Profiles..... 22-33
 Newcomer Profiles..... 34-39

OPPONENTS 40-48

2022-23 Opponent Series History..... 40-46
 SEC Tournament 47
 National Tournaments 48

2021-22 REVIEW 49-63

Season Statistics..... 49-50
 Game-By-Game Statistics..... 51-54
 Game Highs/Lows 55
 Game-By-Game Box Scores..... 56-63

HISTORY 64-86

Historical Timeline/ Championship Teams..... 64-70
 Ole Miss All-Century Team 71
 All-Americans 72-73
 Honors and Awards..... 74-76
 Notable Jersey Numbers..... 77
 Rebels in the Pros 78
 Year-by-Year Starting Lineups 79-81

All-Time Lettermen 82-84
 All-Time Head Coaches 85
 All-Time Assistant Coaches..... 86

RECORDS..... 87-119

Year-by-Year Records 87
 Team Records 88-90
 2,000-Point Club 91
 1,000-Point Club 91-93
 Individual Records 94-99
 Annual Leaders..... 100-102
 Miscellaneous Records 103-104
 All-Time Series Records..... 105-106
 Tad Smith Coliseum Records..... 107
 Pavilion Records 108
 All-Time Scores..... 109-119



CREDITS

Editors: Tyler Wooten

Special assistance by: Kyle Campbell, Zane Goedderz, Brad Sheffield, Langston Rogers, Adam Kuffner, Joey Jones, Daniel Snowden

Graphic design by: Shaun Senn

Photography: Associated Press, Kevin Bain, Bill Baptist/Houston Rockets, Joey Brent, David Coyle/Team Coyle, Detroit Pistons, ESPN, FIBA, Eddie Gregory, Getty Images, Joey Jones, Robert Jordan, Nathan Latil, Steven Leija, Steven Maikoski/USA Basketball, Joshua McCoy, R.D. Moore, Bruce Newman, New York Giants/Evan Pinkus, Langston Rogers, Bill Seawright, John Seymour, Matthew Sharpe, Daniel Shirley, Jalayne Telford, Petre Thomas, Middle Tennessee Media Relations, Rocky Widner/NBAE/Getty Images, NBAE, Memphis Grizzlies.

© COPYRIGHT UNIVERSITY OF MISSISSIPPI

The 2022-23 Ole Miss Men's Basketball Guide was published by the University of Mississippi Athletics Communications Office and designed using Adobe InDesign and Adobe Photoshop. All contents of this issue are copyrighted 2022 by The University of Mississippi. Reproduction without written permission is strictly prohibited.

MEDIA CONTACT

Tyler Wooten
 Athletics Communications
 Email: tjwooten@olemiss.edu

ADDRESS

Athletics Communications
 South Oxford Campus
 5th Floor
 PO Box 1848
 University, MS 38677

OLE MISS ON THE WEB

Official Site: OleMissSports.com
 Gameday Site: OleMissGameday.com

2021-22 OLE MISS QUICK FACTS

Name ...Ole Miss (The University of Mississippi)
Nickname Rebels
Location Oxford, Mississippi
Founded November 6, 1848
Enrollment (Fall 2022) 22,967
School Colors Cardinal Red and Navy Blue
Chancellor Dr. Glenn Boyce
Faculty Representative Dr. Ron Rychlak
Athletics Director Keith Carter
Conference Southeastern (SEC)
Head Basketball Coach Kermit Davis
Record at Ole Miss 64-61 (4 Seasons)
Career Record 533-324 (27 seasons)
Home Arena SJB Pavilion
Capacity 9,500
2021-22 Record 13-19
SEC Record/Finish 4-14/13th
Postseason N/A
Lettermen Returning/Lost 6/8
Starters Returning/Lost 2/3
Newcomers 8





THIS IS OLE MISS BASKETBALL

Ole Miss basketball has reached further national prominence over the past quarter century, recording 15 seasons with 20 wins, 15 postseason berths, five SEC Western Division titles and the 2013 SEC Tournament title. Add a pair of 27-win seasons (school record) as well as seven trips to the NCAA Tournament, Ole Miss hoops has reached a new level of expectations.


The stretch of success began in 1997 as Ole Miss advanced to the Big Dance five times in six seasons. During the 2000-01 campaign, the Rebels went 27-8 and advanced to the Sweet Sixteen for the first time in school history following a victory over No. 19 Notre Dame.

After capturing the SEC Tournament title in 2013 with a thrilling 66-63 win over No. 1 seed Florida, the Rebels knocked off No. 5 seed Wisconsin in the NCAA Tournament to advance for the first time since 2001. Ole Miss finished with a 27-9 record, matching the school record for wins in a season with the 2000-01 team.

In 2015, Ole Miss returned to the NCAA Tournament and helped produce the highest scoring game in the Big Dance that year. The game was one of the most exciting, even as one of the tournament's First Four games. Down 20 points, the Rebels rallied for a 94-90 comeback victory over BYU to advance to the second round.

During the 2018-19 campaign, the first year under head coach Kermit Davis, the Rebels exceeded expectations to earn an at-large bid to March Madness. With the \$96.5 million Sandy and John Black Pavilion at Ole Miss that opened in January 2016, the Rebels saw the biggest increase in attendance among all SEC schools. Five sellouts and an average of nearly 8,000 fans per game set new Pavilion records.

With Davis bringing an exciting brand of basketball to Oxford that captivates fans and players alike, the future of Ole Miss basketball has never been brighter.



Ole Miss fans pack SJB Pavilion, including the student section, Club Red.



REBELS IN THE PROS

Ole Miss is no stranger to putting players in the pros with 19 Rebels playing in the NBA. The Rebels boast 15 all-time NBA draft picks including former All-American Gerald Glass, who was selected in the first round by the Minnesota Timberwolves in the 1990 draft. Former Rebels have also reached the NBA coaching ranks like Elston Turner, who played eight years in the NBA and has served as an assistant coach in the league for the last two decades. See page 101 for a complete list of Rebels in the pros.



(Clockwise from top) - Terence Davis was named to the 2020 NBA All-Rookie Team after making an immediate impact for the Toronto Raptors before becoming a key player for the Sacramento Kings; Elston Turner during his NBA career with the Denver Nuggets; Sebastian Saiz and Terence Davis, former Rebel teammates, reunite following a Raptors preseason game in Japan, where Saiz is a pro; Terrico White was the 36th overall pick of the Detroit Pistons in the 2010 NBA Draft and also played for the Phoenix Suns; Ansu Sesay spent time in the NBA with the Golden State Warriors.




FIRST-CLASS FACILITIES

Ole Miss student-athletes have access to first-class facilities in student living, nutrition, training and more. More than \$200 million has been raised for improvements to athletic facilities and student-athlete well-being.

(Clockwise from top) - The Ole Miss Residential College student housing; Ole Miss basketball players have the opportunity to play in one of the best arenas in the country, the \$96.5 million SJB Pavilion; Rebels also have places to relax such as the players lounge in the Tuohy Center; Student-athletes have access to three meals a day at the Grill at 1810; One of the many sports medicine options available for student-athletes.





THE SANDY AND JOHN BLACK PAVILION AT OLE MISS

The centerpiece of the Forward Together campaign is the state-of-the-art \$96.5-million Sandy and John Black Pavilion at Ole Miss. On July 31, 2014, ground was broken on the 225,000-square-foot arena that officially opened its doors on January 7, 2016 with the Rebel men's basketball team's victory over Alabama.

Designed by AECOM and built by BL Harbert, The Pavilion boasts a capacity of 9,500 fans and includes a number of first-class amenities, including courtside and baseline seating for students, three premium club areas for fans and more than 1,700 premium seats all within an intimate seating bowl. The men's and women's locker rooms measure almost 1,500 square feet, while the facility also houses two visiting team locker rooms, officials' locker rooms, a volleyball locker room and green room space.

Ole Miss worked with Daktronics to design, manufacture and install what was the largest center-hung video display board in college sports at the time with nearly 2,400 square feet of LED. The center-hung configuration consists of 13 video displays for a total of more than 3.6 million LEDs. It includes four main video displays, two undermount video displays, four corner displays and three 360-degree rings.

On January 28, 2017, the hardwood that the Rebels play on was officially named Craddock Court. Due to the generosity of Ben and David Craddock, the floor was named in honor of the entire Craddock family.

The Pavilion also includes a five-story parking garage with 800 spaces that services the entire campus community.

The placement of The Pavilion allows Ole Miss to further enhance its athletics complex - better connecting athletics to the heart of the best campus in higher education. This centralized location creates an impressive "front door" for Rebel Athletics and a destination point not only on a gameday but every day of the week.





TUOHY BASKETBALL CENTER

Ole Miss Basketball's chances of becoming a prominent program in the national hoops landscape took a big jump when Ole Miss opened the \$13 million, 51,000-square-foot facility for men's and women's basketball in January 2010.

The Tuohy Basketball Center includes four distinct spaces - public, staff (coaches), team and individual practice courts for both men's and women's teams.


Spaces for the public include an attractive main rotunda/lobby to receive visitors and a multimedia/entertainment meeting room that can be used for Media Days as well as for video presentations and team functions.

Coaches' offices, a conference room, a copy center, and staff locker and dressing facilities complete the suites. The head coaches' offices provide direct access to and view of their respective practice courts.

FACILITY HIGHLIGHTS

- Opened in January of 2010
- \$13 million construction project
- Facility was renamed the Tuohy Basketball Center in June 2014 after contributions from former men's basketball standout Sean Tuohy and his wife Leigh Anne.
- 51,000-square-foot facility
- Individual practice courts for the men and women
- Shared weight and training rooms
- Spacious locker room and dressing facilities for the men's and women's teams
- Men's and women's film rooms, including computer terminals and video access
- Men's and women's team lounges with computers access and kitchenette
- Video editing room
- Multimedia/entertainment theatre
- Coaches office spaces include a conference room, copy center and staff locker and dressing areas
- Head coaches offices provide direct access and a view of their respective practice courts







SEC COMPETITION


- 27 NCAA Tournament selections over the last three tournaments.
- Eight NCAA Tournament selections in 2018 are the most in league history.
- 78-49 (60.5 percent) in the NCAA Tournament since 2012
- 14 of 14 SEC teams have made at least one NCAA Tournament appearance in the last seven tournaments.
- The SEC has had at least one team advance to the Sweet 16 in 31 of the last 32 tournaments.
- Nine different SEC teams have advanced to the Sweet 16 in the last five NCAA Tournaments. All 14 SEC members have advanced to the Sweet 16 since 1996.
- The SEC has advanced at least one team to the Elite Eight in nine of the last 12 tournaments.
- The SEC has advanced a team in the Final Four six of the last 11 tournaments.
- Eight different SEC teams (Arkansas, Auburn, Florida, Georgia, Kentucky, LSU, Mississippi State and South Carolina) have appeared in the Final Four.
- Four coaches enter the 2022-23 season ranking among the winningest active coaches in the nation: John Calipari (4th with 768 wins), Rick Barnes (6th with 754 wins), Bruce Pearl (15th with 626 wins) and Kermit Davis (29th with 467 wins).
- 50 SEC players have been selected in the last five NBA Drafts, leading all conferences.
- 28 SEC players have been selected in the first round of the last five NBA Drafts.
- 14 NBA Draft Lottery picks in the last five years are the most in the nation.
- Six No. 1 overall NBA Draft picks since 2010.
- 80 players from SEC schools were on 2022-23 NBA Opening Day rosters.




2022-23 RADIO/TV ROSTER



00 **JAYVEOUS MCKINNIS**
Sr. • F • 6-7 • 225



1 **AMAREE ABRAM**
Fr. • G • 6-4 • 190



2 **TJ CALDWELL**
Fr. • G • 6-4 • 190




3 **MYLES BURNS**
Sr. • F • 6-6 • 210



4 **JAEMLYN BRAKEFIELD**
Jr. • F • 6-8 • 220



5 **JAMES WHITE**
So. • G • 6-5 • 190




10 **THEO AKWUBA**
Sr. • F • 6-11 • 225




11 **MATTHEW MURRELL**
Jr. • G • 6-4 • 200




12 **MALIQUE EWIN**
Fr. • F • 6-10 • 220



13 **ROBERT COWHERD**
Fr. • G • 6-5 • 195



14 **TYE FAGAN**
Sr. • G • 6-3 • 198




21 **ROBERT ALLEN**
Sr. • F • 6-8 • 230




23 **BERT PASSMAN**
Fr. • F • 6-6 • 225



24 **DAESHUN RUFFIN**
So. • G • 5-9 • 160




33 **JOSH MBALLA**
Sr. • F • 6-7 • 220



45 **DAVIS AMBUEHL**
Fr. • G • 6-7 • 230



55 **CAM BRENT**
Fr. • G • 5-4 • 130



HC **KERMIT DAVIS**
Fifth Season

2022-23 ROSTER

| # | NAME | POS. | HT. | WT. | YR.-EXP. | HOMETOWN / LAST SCHOOL |
|----|-------------------|------|------|-----|----------|--|
| 00 | Jayveous McKinnis | F | 6-7 | 225 | Sr.-TR | Pearl, Miss. / Jackson State |
| 1 | Amaree Abram | G | 6-4 | 190 | Fr.-HS | Port Arthur, Texas / Southern California Academy |
| 2 | TJ Caldwell | G | 6-4 | 190 | Fr.-HS | Dallas, Texas / Faith Family Academy |
| 3 | Myles Burns | F | 6-6 | 210 | Sr.-TR | Houston, Texas / Loyola New Orleans |
| 4 | Jaemyn Brakefield | F | 6-8 | 220 | Jr.-1L | Jackson, Miss. / Duke |
| 5 | James White | G | 6-5 | 190 | So.-1L | Conyers, Ga. / Heritage |
| 10 | Theo Akwuba | F | 6-11 | 225 | Sr.-TR | Montgomery, Ala. / Louisiana |
| 11 | Matthew Murrell | G | 6-4 | 200 | Jr.-2L | Memphis, Tenn. / IMG Academy |
| 12 | Malique Ewin | F | 6-10 | 220 | Fr.-HS | Lawrenceville, Ga. / Berkmar |
| 13 | Robert Cowherd | G | 6-5 | 195 | Fr.-HS | Grayson, Ga. / Southern California Academy |
| 14 | Tye Fagan | G | 6-3 | 198 | Sr.-1L | Logtown, Ga. / Georgia |
| 21 | Robert Allen | F | 6-8 | 230 | Sr.-2L | Orlando, Fla. / Samford |
| 23 | Bert Passman | F | 6-6 | 225 | Fr.-HS | McComb, Miss. / Parklane Academy |
| 24 | Daeshun Ruffin | G | 5-9 | 160 | So.-1L | Jackson, Miss. / Callaway |
| 33 | Josh Mballa | F | 6-7 | 220 | Sr.-TR | Bordeaux, France / Buffalo |
| 45 | Davis Ambuehl | F | 6-7 | 230 | Fr.-HS | Los Angeles, Calif. / Palisades Charter |
| 55 | Cam Brent | G | 5-4 | 130 | Fr.-HS | Jackson, Miss. / Jackson Prep |

COACHING STAFF

Kermit Davis – Head Coach (Mississippi State, Fifth Season)

Win Case – Assistant Coach (University of Science and Arts of Oklahoma, Fifth Season)

Robert Kirby – Assistant Coach (UT-Rio Grande Valley, First Season)

Brock Morris – Assistant Coach (Alabama, First Season)

CLASS BREAKDOWN

Seniors (6): Jayveous McKinnis, Myles Burns, Theo Akwuba, Tye Fagan, Robert Allen, Josh Mballa

Juniors (2): Jaemyn Brakefield, Matthew Murrell

Sophomores (2): James White, Daeshun Ruffin

Freshmen (7): Amaree Abram, Davis Ambuehl, Cam Brent, TJ Caldwell, Robert Cowherd, Malique Ewin, Bert Passman



Front Row (L-R): Myles Burns, Tye Fagan, TJ Caldwell, Matthew Murrell, Daeshun Ruffin, James White, Robert Cowherd, Amaree Abram
 Second Row (L-R): Cam Brent, Bert Passman, Jaemyn Brakefield, Malique Ewin, Theo Akwuba, Jayveous McKinnis, Josh Mballa, Robert Allen, Davis Ambuehl

2022-23 SCHEDULE

| DAY | DATE | OPPONENT | SITE | TIME (CT) | TV |
|-----------|------------|--------------------------|--------------------|-------------------|---------------------------|
| Tuesday | Nov. 1 | West Georgia (Ex.) | SJB Pavilion | 6:30 PM | None |
| Monday | Nov. 7 | Alcorn State | SJB Pavilion | 8 PM | SECN+ |
| Friday | Nov. 11 | Florida Atlantic | SJB Pavilion | 6 PM | SECN+ |
| Tuesday | Nov. 15 | Chattanooga | SJB Pavilion | 6:30 PM | SECN+ |
| Friday | Nov. 18 | UT Martin | SJB Pavilion | 6:30 PM | SECN+ |
| Thursday | Nov. 24 | vs. Stanford ! | Orlando, Fla. | 12:30 PM | ESPNU |
| Friday | Nov. 25 | Florida State or Siena ! | Orlando, Fla. | 10 AM or 12:30 PM | ESPN / ESPNNews |
| Sunday | Nov. 27 | TBD ! | Orlando, Fla. | TBD | TBD |
| Saturday | Dec. 3 | at Memphis | Memphis, Tenn. | 6:30 PM | ESPN2 |
| Saturday | Dec. 10 | Valparaiso | SJB Pavilion | 2 PM | SEC Network |
| Wednesday | Dec. 14 | UCF | SJB Pavilion | 6:30 PM | SECN+ |
| Saturday | Dec. 17 | Temple | SJB Pavilion | 4 PM | SEC Network |
| Tuesday | Dec. 20 | North Alabama | SJB Pavilion | 2 PM | SECN+ |
| Wednesday | Dec. 28 | Tennessee * | SJB Pavilion | 4 PM | SEC Network |
| Tuesday | Jan. 3 | at Alabama * | Tuscaloosa, Ala. | 8 PM | SEC Network |
| Saturday | Jan. 7 | at Mississippi State * | Starkville, Miss. | 1 PM | CBS |
| Tuesday | Jan. 10 | Auburn * | SJB Pavilion | 8 PM | ESPN2 / ESPNU |
| Saturday | Jan. 14 | Georgia * | SJB Pavilion | 12 PM | SEC Network |
| Tuesday | Jan. 17 | at South Carolina * | Columbia, S.C. | 5:30 PM | SEC Network |
| Saturday | Jan. 21 | at Arkansas * | Fayetteville, Ark. | 11 AM | ESPN2 |
| Tuesday | Jan. 24 | Missouri * | SJB Pavilion | 6 PM | SEC Network |
| Saturday | Jan. 28 | at Oklahoma State @ | Stillwater, Okla. | 7 PM | ESPN2 |
| Tuesday | Jan. 31 | Kentucky * | SJB Pavilion | 8 PM | ESPN / ESPN2 |
| Saturday | Feb. 4 | at Vanderbilt * | Nashville, Tenn. | 12 PM | SEC Network |
| Tuesday | Feb. 7 | at Georgia * | Athens, Ga. | 6 PM | SEC Network |
| Saturday | Feb. 11 | South Carolina * | SJB Pavilion | 12 PM | SEC Network |
| Wednesday | Feb. 15 | at Florida * | Gainesville, Fla. | 5:30 PM | SEC Network |
| Saturday | Feb. 18 | Mississippi State * | SJB Pavilion | 2:30 PM | SEC Network |
| Wednesday | Feb. 22 | at Auburn * | Auburn, Ala. | 8 PM | SEC Network |
| Saturday | Feb. 25 | LSU * | SJB Pavilion | 7:30 PM | SEC Network |
| Tuesday | Feb. 28 | Texas A&M * | SJB Pavilion | 8 PM | ESPN / ESPN2 / ESPNU |
| Saturday | March 4 | at Missouri * | Columbia, Mo. | 2:30 PM | SEC Network |
| | March 8-12 | SEC Tournament | Nashville, Tenn. | | SEC Network / ESPN Family |

! = ESPN Events Invitational (Orlando Fla./ESPN Wide World of Sports)

@ = SEC/Big 12 Challenge

* = SEC game



HEAD COACH KERMIT DAVIS

Kermit Davis is in his fifth season at the helm of Ole Miss Basketball. A nine-time conference coach of the year, Davis is 30th among active Division I head coaches with 467 career wins over 24 seasons, including stints at Middle Tennessee, Idaho and Texas A&M. In 27 seasons as a college basketball head coach, he has amassed 533 wins.

Davis has coached four all-conference players during his three seasons in Oxford, including a trio of First Team All-SEC guards. Devontae Shuler was the latest Rebel to finish his collegiate career with First Team All-SEC honors along with winning the C Spire Howell Trophy as the best men's basketball player in the state of Mississippi. Prior to Shuler, Breein Tyree earned first team accolades in back-to-back seasons (2018-19, 2019-20). Tyree's game blossomed in Davis' system, ranking in the conference's top three in scoring as a junior (third-17.9 ppg) and as a senior (second-19.7 ppg). Current Sacramento King Terence Davis also found success under his new head coach as a senior (2018-19) before becoming the first Rebel in more than a decade to play in the NBA.

Davis has taken Ole Miss to new heights in recruiting, signing the No. 12 class in the nation for the 2022-23 season (per ESPN), as well as the two highest ranked recruits in program history. Matthew Murrell broke the record first as part of the 2020 class before 2021 Mississippi Gatorade Player of the Year Daeshun Ruffin became Ole Miss' top rated recruit. Ruffin also became the first McDonald's All-American to sign with the Rebels out of high school. Both cracked the top-40 nationally when they signed to continue their careers at Ole Miss.

Murrell and Ruffin had breakout seasons in 2021-22 under Davis, a year in which the Rebels notched two more AP Top-25 victories -- their fifth within a calendar year. Ole Miss tied a program record with its fourth-straight top-25 win after the Rebels took down No. 18 Memphis, 67-63, in front of a sellout crowd at SJB Pavilion on Dec. 4. That streak dated back to the previous season after the Rebels took down No. 10 Tennessee (52-50), No. 10 Missouri (80-59) and No. 24 Missouri (60-53) in the February of 2021. Ole Miss added a fifth AP Top-25 win in the span of a calendar year after a thrilling 76-72 victory at No. 25 LSU on Feb. 1, 2022, the first Rebel win in Baton Rouge since March 9, 2013.

Murrell became a lethal three-point shooter in SEC season, highlighted by an unreal 31-point effort at home against in-state rival Mississippi State -- which included a 10-of-11 overall shooting effort and a perfect 5-of-5 clip from three, making him one of just three Rebels to ever go 5-of-5 from distance. Ruffin battled through injuries to

become one of the most exciting freshmen in the conference, becoming the first Rebel to earn SEC Freshman of the Week honors since 2011.

After being the last team from a Power 5 conference to start the 2020-21 season due to a COVID-19 outbreak within the program, Davis' Rebels made a late season run that nearly resulted in an NCAA Tournament berth. Boasting the SEC's best scoring defense, allowing only 65.4 ppg, the Rebels won 10 of their final 13 games. Two of those victories were over top-10 teams. Ole Miss finished the season 3-0 against top-25 opponents, one of only four teams to go undefeated versus ranked teams during the 2020-21 campaign. Just missing out on March Madness, the Rebels received a No. 1 seed in the NIT to make their second postseason. While Shuler led the way as a First Team All-SEC guard, graduate transfer Romello White made an impact in his only season by setting the school record for field goal percentage in a single season (64.9 percent).

During his second season, Davis earned his 500th career win as a head coach. With defense a common emphasis to his teams, Ole Miss finished the 2020 season ranked 15th nationally in three-point field goal percentage defense (29.2). The 2019-20 campaign was highlighted by a comeback victory over Penn State in the NIT Tip-Off, in which the Rebels trailed by as many as 21 points in the second half, and a 25-point victory over rival Mississippi State. The win over the Bulldogs was Ole Miss' fifth-largest margin of victory in the SEC's most-played rivalry.

After leading Middle Tennessee to conference championships and NCAA Tournament runs, the Leakesville, Mississippi, native returned to his home state as the 22nd permanent head coach of the Ole Miss basketball program, as announced on March 15, 2018.

Davis wasted no time making an impact in Oxford. With the Rebels coming off a last-place finish in 2017-18, the media picked Ole Miss to land at the bottom of the SEC standings again in 2018-19. However, Davis led one of the biggest turnaround seasons in the nation. Behind the play of All-SEC guards Tyree (first team) and Terence Davis (second team), the Rebels posted a 20-13 record to earn a spot in the NCAA Tournament for the first time in four years. With a return to March Madness for the sixth time in his career, Davis joined a list of 63 coaches in college basketball history to take three different schools to the NCAA Tournament.

Ole Miss won 13 of its first 15 games to begin the Davis era, which included victories against top-15 teams Auburn and Mississippi State to vault the Rebels into the

national rankings for the first time in six years. Davis became the first Ole Miss head coach to win his first three SEC games. The Rebels ended the conference slate with a 10-8 mark, good enough for a tie for sixth in the standings. Davis was named SEC Coach of the Year by his peers and the Associated Press, earning conference coach of the year accolades for the ninth time in his career. He became the sixth Ole Miss coach to earn SEC Coach of the Year honors, while joining Andy Kennedy as the only Rebel coaches to collect the award in their first year in Oxford.

Davis brought an excited brand of basketball to The Pavilion, as Ole Miss led the SEC in increased attendance for conference games (23.75 percent). The Rebels sold out five home games in his first year, exceeding the four sellouts combined over the first two and a half seasons in The Pavilion.

Prior to returning to his home state, Davis guided Middle Tennessee to league titles in six of his last nine years in Murfreesboro, between Conference USA and the Sun Belt. Middle Tennessee was one of five programs he led to conference championships.

Under Davis' watch, Middle Tennessee made the 2013, 2016 and 2017 NCAA tournaments and defeated No. 2 seed Michigan State and No. 5 seed Minnesota in back-to-back seasons.

With a 25-8 record in 2018, Middle Tennessee reached the 24-win mark for the sixth time in seven seasons, which in turn led to six postseason appearances during that period. The Blue Raiders won consecutive Conference USA regular season titles in Davis' final two years, posting a 33-3 mark in C-USA play.

Davis' Blue Raiders posted a 31-5 record in 2017, including a 17-1 mark in Conference USA play, setting a school record for overall victories and a C-USA record for league wins. Middle Tennessee swept the conference regular season and tourney titles on its way to a second consecutive NCAA Tournament berth that saw them topple No. 5 seed Minnesota, 81-72, in Milwaukee.

The Blue Raiders finished the 2016 season with a 25-10 mark and won their first Conference USA Tournament title just three years into their tenure. In the Big Dance, Davis led the Raiders to St. Louis as a No. 15 seed against Tom Izzo's No. 2 seed and second-ranked Michigan State Spartans, directing one of the biggest upsets in NCAA Tournament history as the Blue Raiders captured a 90-81 win to move into the second round.

Middle Tennessee was a giant killer under Davis, posting a 12-11 record against seven different Power 5 teams from 2012 through 2018. Over the final three seasons, the Blue Raiders boasted a 7-1 record against the SEC and Big Ten, including the two NCAA Tournament wins.

Defense has long been a staple for Davis' squads, as the Blue Raiders ranked top two in C-USA in scoring defense in each of his final four seasons. That style of play correlated to tremendous success on the road, including a 23-3 record away from home over his last two campaigns.

With Davis' emphasis on academics, Middle Tennessee was one of only six teams in 2017 and one of only seven in 2016 with a 100 percent graduation rate and also win an NCAA Tournament game that season — joining Kansas, Villanova, Duke, Notre Dame and Butler in both seasons as well as Iowa in 2016. Davis graduated 52 consecutive MT student-athletes that exhausted their eligibility.

Davis excelled in ramping up fan support during his tenure as well, frequently surpassing season attendance marks while averaging a home crowd of nearly 7,000 in his final season. A Murphy Center attendance record of 11,807 was set for Western Kentucky in 2004, while 11,802 fans were on hand for the Tennessee game in 2009.

Davis coached 25 all-conference players and five players of the year at Middle Tennessee and signed five top-25 recruiting classes, including the No. 11 class in 2004. He left Murfreesboro as the all-time winningest coach for both the school and the Sun Belt Conference.

Before arriving at Middle Tennessee in 2002, Davis spent five seasons as the associate head coach at LSU under John Brady. With Davis assembling multiple top-five recruiting classes, the Tigers captured the SEC title in 2000 and reached the Sweet 16 for the first time in 13 years.

In two tours of duty as Idaho head coach in 1997 and from 1989-90, Davis compiled a 63-29 record, the best three-year total in the program's history, and earned NCAA Tournament berths in 1989 and 1990.

Davis took the helm at Idaho before the 1989 season after two years as an assistant coach under Tim Floyd, and at the time, was the youngest Division I head coach in the nation at age 28. It was not the first time Davis had been the country's youngest head coach. When he was hired as the head coach at Southwest Mississippi Community College in 1984, he became the youngest junior college coach in the nation at age 24. His youth served him well at Southwest Mississippi, as he put together a 39-20 record in two seasons. His 1986 squad won 22 games, posting the school's first 20-win season in 17 years.

After spending two seasons as the head coach at Idaho, Davis went on to become the head coach at Texas A&M for the 1991 campaign. From Texas A&M, Davis moved on to serve as associate head coach at Chipola Junior College for two seasons before ascending to the top spot for the 1994 campaign. During his season as the team's head coach, Chipola finished the season ranked No. 4 in the national polls and posted a 27-5 record, giving the team the second-most wins in school history.

From Chipola, Davis moved on to serve as associate head coach at Utah State from 1995-96. With the Aggies, Davis coached under Larry Eustachy, and the pair combined to win the Big West championship in 1995.

The son of former Mississippi State head coach Kermit Davis Sr., the younger Davis played for the Bulldogs and graduated from MSU in 1982, before beginning his coaching career at his alma mater as a graduate assistant.

He and his wife, Betty, have two daughters, Ally and Claire.



The Davis family (from L-to-R): Betty, Kermit, Ally, Claire.

CAREER RECORD AS A HEAD COACH (ALL DIVISIONS):
533-324 (.622 pct. / 27 seasons)

CAREER RECORD AS A HEAD COACH (DIVISION I):
467-299 (.610 pct. / 24 seasons)

COACHING HONORS

- 1989 Big Sky Coach of the Year (league)
- 1990 Big Sky Coach of the Year (league)
- 2003 Sun Belt Coach of the Year (league)
- 2008 Sun Belt Coach of the Year (CollegelInsider.com)
- 2010 Sun Belt Coach of the Year (CollegelInsider.com)
- 2012 Sun Belt Coach of the Year (league, CollegelInsider.com)
- 2012 NABC District 24 Coach of the Year
- 2013 Sun Belt Coach of the Year (league, CollegelInsider.com)
- 2016 Daily News Journal Sportsperson of the Year
- 2017 Conference USA Coach of the Year (league)
- 2017 NABC District 11 Coach of the Year
- 2017 TSWA Coach of the Year
- 2019 Jim Phelan Award Finalist (CollegelInsider.com)
- 2019 SEC Coach of the Year (league, AP)



COACHING CAREER

| Season | School | Position | Record/Postseason |
|-----------|--------------------------|----------------------|-------------------------|
| 1984-85 | Southwest Mississippi CC | Head Coach | 17-9 |
| 1985-86 | Southwest Mississippi CC | Head Coach | 22-11 |
| 1986-87 | Idaho | Assistant Coach | 16-14 |
| 1987-88 | Idaho | Assistant Coach | 19-11 |
| 1988-89 | Idaho | Head Coach | 25-6/NCAA First Round |
| 1989-90 | Idaho | Head Coach | 25-6/NCAA First Round |
| 1990-91 | Texas A&M | Head Coach | 8-21 |
| 1991-92 | Chipola | Associate Head Coach | |
| 1992-93 | Chipola | Associate Head Coach | |
| 1993-94 | Chipola | Head Coach | 27-5/State Semifinals |
| 1994-95 | Utah State | Associate Head Coach | 21-8/NIT |
| 1995-96 | Utah State | Associate Head Coach | 18-15 |
| 1996-97 | Idaho | Head Coach | 13-17 |
| 1997-98 | LSU | Associate Head Coach | 9-18 |
| 1998-99 | LSU | Associate Head Coach | 12-15 |
| 1999-2000 | LSU | Associate Head Coach | 28-6/NCAA Sweet Sixteen |
| 2000-01 | LSU | Associate Head Coach | 13-16 |
| 2001-02 | LSU | Associate Head Coach | 19-15/NIT Second Round |
| 2002-03 | Middle Tennessee | Head Coach | 16-14 |
| 2003-04 | Middle Tennessee | Head Coach | 17-12 |
| 2004-05 | Middle Tennessee | Head Coach | 19-12 |
| 2005-06 | Middle Tennessee | Head Coach | 16-12 |
| 2006-07 | Middle Tennessee | Head Coach | 15-17 |
| 2007-08 | Middle Tennessee | Head Coach | 17-15 |
| 2008-09 | Middle Tennessee | Head Coach | 18-14 |
| 2009-10 | Middle Tennessee | Head Coach | 19-14/CIT First Round |
| 2010-11 | Middle Tennessee | Head Coach | 16-16 |
| 2011-12 | Middle Tennessee | Head Coach | 27-7/NIT Quarterfinals |
| 2012-13 | Middle Tennessee | Head Coach | 28-6/NCAA First Four |
| 2013-14 | Middle Tennessee | Head Coach | 24-9 |
| 2014-15 | Middle Tennessee | Head Coach | 19-17/CIT First Round |
| 2015-16 | Middle Tennessee | Head Coach | 25-10/NCAA Second Round |
| 2016-17 | Middle Tennessee | Head Coach | 31-5/NCAA Second Round |
| 2017-18 | Middle Tennessee | Head Coach | 25-8/NIT Second Round |
| 2018-19 | Ole Miss | Head Coach | 20-13/NCAA First Round |
| 2019-20 | Ole Miss | Head Coach | 15-17 |
| 2020-21 | Ole Miss | Head Coach | 16-12/NIT First Round |
| 2021-22 | Ole Miss | Head Coach | 13-19 |
| 2022-23 | Ole Miss | Head Coach | 0-0 |

EDUCATION: Bachelor's (1982); Master's (1984) - Mississippi State

FASTBREAK FACTS ON KERMIT DAVIS

- Ranks 154th all-time in career wins and 30th among active Division I head coaches
- One of three active coaches to be named coach of the year in four different conferences
- One of 63 coaches in college basketball history to take three different schools to the NCAA Tournament
- Has guided teams to 15 postseason appearances as a head coach
- One of eight active head coaches to be the son of a former Division I head coach
- Nine seasons of 24 or more wins as a head coach
- Nine-time conference coach of the year
- Sixth Ole Miss coach to earn SEC Coach of the Year honors, only the second to do so in his first year
- First coach in Ole Miss history to win his first three SEC games
- Third coach in Ole Miss history to win 20 games in his first season as head coach
- Winningest head coach in Middle Tennessee history
- Winningest head coach in Sun Belt Conference history
- Coached Middle Tennessee to 179 wins in his last seven seasons, in Murfreesboro, the most by any school in the state of Tennessee during that span
- Won eight conference championships (six regular season, two conference tournaments) at Middle Tennessee over his final nine seasons
- Coached one of the biggest upsets in NCAA Tournament history, leading No. 15 seed Middle Tennessee to a win over No. 2 seed Michigan State in the 2016 NCAA Tournament
- One year later, led Middle Tennessee back to the NCAA Tournament as a No. 12 seed, where they beat No. 5 seed Minnesota
- As a head coach, has led his teams to 14 conference championships (10 regular season, four conference tournaments)
- Serving as associate head coach, helped Utah State and LSU earn conference titles; took LSU to the Sweet 16 to conclude a 28-6 campaign
- Inducted into the Southwest Mississippi College Hall of Fame in October 2018
- Youngest Division I head coach in the nation at Idaho at age 28
- Youngest junior college coach in the nation at Southwest Mississippi at age 24
- He and his wife Betty have two daughters, Ally and Claire

*Coach Davis' full bio can be found on OleMissSports.com



win
CASE

Assistant Coach • 5th Season

University of Science and Arts of Oklahoma (1986)



Win Case is in his fifth season as Ole Miss assistant coach after head coach Kermit Davis named him to the staff in March 2018.

Alongside Davis for the past 14 seasons, Case helped turn Middle Tennessee into a mid-major powerhouse before following the head coach to Oxford.

In four seasons at Ole Miss, Case has been instrumental in the Rebels' recruiting success. Case served as the primary recruiter of Matthew Murrell and Daeshun Ruffin, the top two highest ranked recruits in program history. As part of the 2021 class, Ruffin became the first McDonald's All-American to sign with the Rebels out of high school. During the staff's first full recruiting cycle (2019), Case helped assemble a top-20 class, one of the best in Ole Miss history.


Case helped create a different culture of Ole Miss Basketball immediately. That shift proved successful as the Rebels earned a trip to the NCAA Tournament in Case's first season in Oxford. Ole Miss posted a 20-13 overall record to go along with a 10-8 mark to place sixth in the SEC, well ahead of the media's last-place prediction. Case guided All-SEC guards Brein Tyree (first team) and Terence Davis (second team), the highest scoring duo in conference games at 19.1 ppg and 15.5 ppg, respectively. Throughout the season, Ole Miss knocked down free throws at a 78.3 percent clip to rank fourth in the nation and set a school record.

Prior to his arrival in Oxford, Case spent 10 seasons on Davis' staff at Middle Tennessee, helping the Blue Raiders capture seven conference titles and make three NCAA Tournament appearances. Middle Tennessee won 232 games during Case's decade in Murfreesboro, including six seasons with at least 24 victories.

Case was highly successful at each of his previous collegiate stops with a proven track record as both an assistant and head coach, having been part of national championship teams in each capacity. His career win-loss record as a head coach is an astounding 392-169. In 2012, Case was one of 15 coaches named to the NAIA 75th Anniversary Team, joining the likes of John Wooden and other legendary coaches.

The highly successful coach was the head men's basketball coach at Redlands College for one season, following a two-year stint at Eastern Oklahoma State College, where he served as head men's basketball coach and athletics director. Case was head coach at Oklahoma City University for 13 years, posting a 343-127 record and winning the NAIA National Championship in 1994 and again in 1996. Before being head coach at Oklahoma City, Case served as an assistant there for two years and was part of two NAIA national championships (1991, 1992). The 1992 squad was 38-0.

Case played two seasons at Seminole Junior College and led the team to a runner-up finish in the NJCAA national championship game. Following two years of junior college, Case



COACHING CAREER

| Year | School | Position |
|------------|--------------------------|-----------------|
| 2018-Pres. | Ole Miss | Assistant Coach |
| 2009-18 | Middle Tennessee | Assistant Coach |
| 2008 | Redlands College | Head Coach/AD |
| 2006-07 | Eastern Oklahoma St. | Head Coach/AD |
| 1994-2005 | Oklahoma City University | Head Coach |
| 1992-93 | Oklahoma City University | Assistant Coach |
| 1989-90 | Eastern Oklahoma St. | Assistant Coach |
| 1988 | Oklahoma Baptist | Assistant Coach |

played two years at Oklahoma State, where he averaged 10.7 points as a senior. Case and current Kansas head coach Bill Self were teammates at Oklahoma State, and his son, Jeremy, was a member of Kansas' national championship team in 2008 and is currently the video coordinator for the Jayhawks.

Case began his coaching career as an assistant at Oklahoma Baptist in 1987. He spent two seasons as an assistant at Eastern Oklahoma before joining the staff at Oklahoma City University. He earned his bachelor's degree from the University of Science and Arts of Oklahoma in 1986.

Case has four children — Jeremy, Tiffany, Pierce and Julian. He is married to the former Ronda Crowe.

robert
KIRBY

Assistant Coach • 1st Season

Texas-Pan American (1983)



Robert Kirby, one of the most experienced and highly-regarded assistant coaches in college basketball, is in his first season at Ole Miss on Kermit Davis' staff for the 2022-23 season.

One of the most well-respected assistant coaches in the nation, Kirby comes to Oxford with 37 years of Division I coaching experience, with his most recent stop being a five-year stint on Patrick Ewing's staff at Georgetown from 2017-22. In his long career, Kirby has helped lead his teams to 19 postseason berths (11 NCAA Tournaments, eight NITs) and has coached 18 professional players. Kirby is also highly familiar with the mid-south and Mississippi in general, having coached at Mississippi State 16 total seasons across two different stints.

Kirby previously had coaching stints at LSU (2012-13, 2016-17), Memphis (2013-15),

Georgetown, Mississippi State (1998-2010; 1989-93), Houston (1993-98), Southeastern Louisiana (1988-89) and UALR (1985-88).

Kirby, a Memphis native, has been recognized by Rivals.com as one of the nation's top recruiters and HoopScoop as one of the country's top assistant coaches. He is a recipient of the NABC Distinguished Years of Service Award. At Georgetown from 2010-12, Kirby was part of a team that advanced to the NCAA Tournament in both seasons, helping to recruit consecutive classes ranked in the top-15 nationally, including Otto Porter Jr., who was a First Team All-American and National Player of the Year candidate.

Kirby spent 12 years as an assistant at Mississippi State, helping guide the Bulldogs to an average of nearly 21 wins per year, including a school-record 27 victories during

COACHING CAREER

| Year | School | Position |
|------------|------------------------|----------------------|
| 2022-Pres. | Ole Miss | Assistant Coach |
| 2017-22 | Georgetown | Assistant Coach |
| 2016-17 | LSU | Associate Head Coach |
| 2013-16 | Memphis | Assistant Coach |
| 2012-13 | LSU | Assistant Coach |
| 2010-12 | Georgetown | Assistant Coach |
| 1998-2010 | Mississippi State | Assistant Coach |
| 1993-98 | Houston | Assistant Coach |
| 1989-93 | Southeastern Louisiana | Assistant Coach |
| 1985-88 | Arkansas-Little Rock | Assistant Coach |
| 1984-85 | Arkansas College | Assistant Coach |
| 1982-83 | Texas-Pan American | Student Assistant |

the 2001-02 campaign. Kirby brought in several nationally-ranked recruiting classes to Mississippi State, was part of teams that had 10 postseason appearances, including six NCAA Tournaments, and he coached five All-Americans and 11 all-conference performers.

Kirby, a two-year basketball letterwinner and 1983 graduate of Pan American University (now known as Texas-Rio Grande Valley) in Edinburg, Texas, also coached at Arkansas College (now Lyon College) in 1984-85 and his alma mater as a student assistant in 1982-83.



brock MORRIS

Assistant Coach • 1st Season

Alabama (2008)



Brock Morris is in his first season as an assistant coach at Ole Miss under head coach Kermit Davis for the 2022-23 season.

Morris comes to Oxford with a decade of coaching experience and a nationwide reputation as one of college basketball's top assistants, most recently helping the Ragin' Cajuns the last three seasons beginning in 2019-20 after a one-year stint as the head coach at Daytona State College.

In total throughout his career, Morris has recruited, coached, or help develop 26 All-Conference selections, 18 All-Tournament Team selections, seven All-Americans, three Conference Players of the Year, two Conference Tournament MVPs and one NBA Lottery Pick, Elfrid Payton.

At Louisiana, Morris' responsibilities as an assistant coach included on-court coaching, player development, opponent scouting and recruiting, and he collected a perfect 4-0 record as acting head coach following two two-game stints in 2020-21 and 2021-22.

Morris has received national recognition as one of college basketball's top coaches. In 2020, he was voted one of the Top Assistant Coaches in the Sun Belt Conference by his peers, a list compiled by Jeff Goodman of Stadium.com. Morris was also one of 30 coaches nationally to be selected for the College Coaching Consortium at the NABC Convention in both 2018 and 2022.

Morris's recruiting efforts bolstered the Cajuns roster, helping Louisiana sign its highest-ranked recruit in program history via 247 sports and ESPN, two four-star high school recruits via ESPN, one Top-100 high school recruit via ESPN, three Top-100 transfers, one JUCO All-American, three JUCO Top-100 players, and a former McDonalds All-American.

In 2019-20 and 2020-21, the Cajun's recruiting class was ranked first in the Sun Belt according to Verbal Commits, which also listed the Cajuns with the highest-ranked roster in the Sun Belt.

Those efforts produced results for the Ragin' Cajuns. In 2021-22, Louisiana played for the Sun Belt Tournament Championship, falling just short of the NCAA Tournament



in their first title game appearance since 2014. It was also the first time since 2014 the Cajuns won multiple games in the SBC Tournament. In 2020-21 Louisiana earned the No. 2 seed in the Sun Belt Tournament after posting a 17-9 record and finishing second in the West Division behind league champion Texas State, whom the Cajuns beat in three of four tries.

The Cajuns produced seven All-Conference or All-Tournament Team selections during Morris' tenure: Jordan Brown, Kobe Julien, Greg Williams, Cedric Russell, Theo Akwuba, and Mylik Wilson. In 2020-21 Akwuba was also named Conference Defensive Player of the Year, Lefty Driesell National Defensive Player of the Year nominee, a Lefty Driesell Defensive All American, and was voted the LSWA Newcomer of the Year in his first season. Russell was named First Team All Louisiana, Lou Henson All-American, and NABC First Team All-District honoree. In 2019-20, Mylik Wilson was named the Sun Belt Conference Freshman of the Year and Freshman All-American.

Morris spent the 2018-19 season as the head coach at Daytona State College, where he led the Falcons to a 25-7 finish and a Mid-Florida Conference Tournament title. They also earned Academic All-American Team honors for being ranked 12th nationally with a 3.2 team GPA. The Falcons spent 16 weeks ranked in the national top-25, and under Morris Daytona State's attendance increased from 320th to fifth nationally in just his one season.

Morris's fast pace and explosive offense led the conference in scoring at 87 points per game. Daytona State led Region 8 in threes made (317) and assist per game (20.7). Harwin Francois (McNeese State) and Bryce Williams (Oklahoma State) led the region and conference in three-point shooting, and Khadim Sy (Ole Miss), led the region and conference in rebounding.

The Daytona State defense was just as powerful, ending the season as the top-ranked defense in the conference. The Falcons ranked first defensively in several categories, including field goal defense, blocks, rebounding margin and turnovers forced.

Morris inherited a team with only two scholarship players when hired, but in four months he and his staff signed 12 student-athletes – including a nation-leading four top-100 signees.

Morris's program developed six All-Conference players: Conference Player of the Year (Khadim Sy, Ole Miss), runner-up (Bryce Williams, Oklahoma State), and Conference Scholar-Athlete of the Year (Dou Gueye, Louisiana).

Prior to Daytona State, Morris was an assistant coach at South Alabama for three seasons, where he was primarily responsible for coaching the defense. Within two years the Jaguars would secure the top-ranked recruiting class in the Sun Belt and finish as the 16th-ranked defense in the nation.

COACHING CAREER

| Year | School | Position |
|------------|-------------------------|------------------------|
| 2022-Pres. | Ole Miss | Assistant Coach |
| 2019-22 | Louisiana | Assistant Coach |
| 2018-19 | Daytona State College | Head Coach |
| 2015-18 | South Alabama | Assistant Coach |
| 2013-15 | Coll. of Southern Idaho | Assistant Coach |
| 2010-13 | Louisiana | Director of Operations |
| 2008-10 | Alabama | Graduate Assistant |

In 2017-18, the Jags ranked sixth in the nation in three-point defense (.305) and 24th in field-goal defense (.407) – both of which registered as the third-lowest in school history. Synergy Sports placed South Alabama at the top of the Sun Belt and 16th in Division I in its defensive rankings.

In 2016-17, South Alabama tied its best start in school history (5-0) thanks to a season-opening win at UNLV. The team led the SBC in turnovers forced (16.3/game), turnover margin (+3.2), and steals (7.5/game).

Morris came to South Alabama after two seasons at the College of Southern Idaho, where, as an assistant, he helped the Golden Eagles to a combined 58-8 overall record and 27-5 mark in Scenic West Athletic Conference play. CSI claimed two league titles and an appearance in the national tournament during his tenure. The Golden Eagles spent 19 straight weeks ranked in the top-five of the national poll.

At CSI, Morris served as recruiting and academic coordinator and was responsible for scouting, game planning, and player development.

In 2014-15, Southern Idaho claimed the Scenic West Athletic Conference title with a 13-2 record and a 31-3 mark overall, as well as the Region 18 Tournament crown. The Golden Eagles boasted a First-Team All-American, who was also the Conference Player of the Year, along with five All-Conference selections.

CSI averaged more than 90 points per game offensively while ranking No. 2 nationally in field goal defense and No. 3 in steals, holding opponents to just 68 points per contest.

The year prior, the Golden Eagles won the Scenic West Athletic Conference with a 13-4 ledger in league play – 27-5 overall – and once again placed five on the All-Conference teams, a First-Team All-American, and the Conference Player of the Year. In total, 18 players Morris coached at CSI signed Division I scholarships.

Prior to his time at Southern Idaho, Morris was the director of basketball operations at Louisiana from 2010-13. Following a playing career at Snead State, Morris earned a bachelor's degree in history from Alabama in 2008 before joining the basketball staff as a graduate assistant. He later received a master's degree in human environmental sciences from Alabama in 2010.

Morris is married to the former Amanda Archer of Atlanta, Georgia. They have two sons, Macksen and Grayson.

stacy
HOLLOWELL

Associate AD for Men's Basketball • 1st Season
 St. Edward's University (2001)



Stacy Hollowell is in his first season at Ole Miss as the Associate Athletics Director for Men's Basketball under head coach Kermit Davis. Hollowell came to Oxford from Loyola New Orleans, where he led the Wolf Pack to the 2022 NAIA national championship.

Hollowell had an eight-year stint as head coach at Loyola New Orleans that concluded with a national championship for just the second time in school history. The Wolf Pack finished the 2021-22 season with a 37-1 overall record while breaking multiple school records and leading the nation in scoring and steals.

For directing the program to its first national title since 1945, Hollowell was named Southern States Athletic Conference Coach of the Year, NAIA National Coach of the Year, NABC NAIA National Coach of the Year, LABC Louisiana Small College Coach of the Year, HoopDirt.com NAIA National Coach of the Year, and he also received the Don Meyer NAIA Coach of the Year award.

Hollowell amassed a win-loss record of 166-78 at Loyola, just seven wins away from the school record. He also broke a 71-year postseason drought and guided the Wolf Pack to the NAIA National Tournament in five of his final six years at the helm.


Before first joining the Loyola staff as an assistant coach in 2011, Hollowell held head coaching stints with the Qatar Youth National Team, LCC International University in Lithuania, and the Manama Sports Club in Bahrain. Along with running the youth team since 2009, he was an assistant coach for the Qatar National Team from 2003-2006 where the team participated in the 2006 FIBA World Championship and compiled an

overall record of 111-56. The team also won four gold medals during his tenure.

At LCC International, Hollowell oversaw the program in its first two years of existence starting in 2007 where he led the team to playoff appearances in both seasons. Before joining LCC, in his only season with the Manama Sports Club, he led his squad to an appearance in the Championship series despite losing their best player. In 2006, he was contracted as an advanced scout for the Chinese National Team who went on to win a gold medal in the Asian Games.

Hollowell graduated from St. Edward's University in Austin, Texas in 2001 with a degree in economics. While in college, he served as a student assistant with the men's basketball team. Following a one-year stint with Western Kentucky as a volunteer assistant coach, he came back to St. Edward's to serve as an assistant for one season in 2001.

Hollowell and his wife Nicole have three children, Emma, Jett and Jax, and he has a stepson, Aaron Traub.



Vic Meena
 Director of Operations



Michael Van Hooser
 Video Coordinator



Riley Allen
 Strength & Conditioning



Andrew Beyke
 Athletic Trainer



Kara Hobson
 Senior Staff Assistant

21 robert ALLEN

Orlando, Fla. • Edgewater • Samford
Senior • Forward • 6-8 • 230



BIO

SENIOR* (2021-22)

Made four starts in eight appearances for the Rebels before going down for the remainder of the 2021-22 season after suffering a knee injury against Memphis ... Averaged 6.5 points and 5.4 rebounds per game for the Rebels prior to his season-ending injury, while also tallying seven blocks and five steals on the defensive side of the ball ... Saw double-figure points in back-to-back games against Mississippi Valley State and Rider, where he notched 11 points in each contest while shooting 7-of-15 (46.7 percent) from the field across that two-game stretch ... Named to SEC Winter Academic Honor Roll.

JUNIOR (2020-21)

One of four Rebels to play in all 28 games ... Primarily came off the bench, but made eight starts and averaged 16.1 minutes per game ... Averaged 3.6 ppg and 3.2 rpg ... Shot 46.4 percent (32 of 69) from the field, 16.7 percent (2 of 12) from beyond the arc and 68.6 percent (35 of 51) from the free throw line ... Scored 12 points off the bench in a win over Central Arkansas (Dec. 14) ... In a start at Auburn (Feb. 6), recorded 12 points and five rebounds in a season-high 37 minutes to help the Rebels beat the Tigers in overtime ... Pulled down a season-high eight rebounds in the SEC Tournament win over South Carolina (March 11) ... Registered a team-high three blocks against rival Mississippi State (Feb. 20) ... Named to the SEC First-Year Academic Honor Roll.

AT SAMFORD

Played in 65 games, averaging 12.0 ppg and 7.7 rebounds per game to go along with 11 double-doubles.

SOPHOMORE (2019-20, AT SAMFORD)

Finished with a team-high 43 blocks through 32 games ... Scored 14.1 ppg and pulled down 7.0 rpg, ranking second on the team in both categories ... His 1.3 blocks per game was third in the Southern Conference, while his rebounding average ranked fifth ... Recorded four 20-point games throughout the season ... Shot 43.0 percent from the floor, knocking down 32 three-pointers as well ... Posted a double-double with a career-high 28 points and 11 rebounds against UNC Greensboro (Feb. 9) ... Put together 17 points and 10 rebounds against SEC foe Alabama (Dec. 18).

FRESHMAN (2018-19, AT SAMFORD)

Played in all 33 games and started 31 of them ... Averaged 9.9 ppg by shooting 47.5 percent from the field ... Ranked second on the team and fifth in the SoCon with 8.3 rpg ... Scored in double figures 18 times, including a season-high 19 points in a 107-106 overtime loss at Wofford (Jan. 24) ... Produced five double-doubles in his debut campaign ... Tallied 13 points and a career-high 18 rebounds at The Citadel (Feb. 23).

HIGH SCHOOL

Averaged 11.2 ppg, 9.3 apg and 4.3 apg as a senior at Edgewater High School ... Led his team to a pair of state runner-up finishes, two regional championships and three district titles ... Earned MVP honors at the Winter Park Classic two years in a row ... Also played volleyball and was a member of the swim team.

PERSONAL

Son of Robert and Deborah Allen ... Has one sister, Jessica ... Full name is Robert Michael Allen ... Born: Feb. 24, 2000 ... Pursuing a master's in hospitality management ... Hospitality management major.

THE ALLEN FILE

| | |
|----------|-----------------------------|
| BIRTHDAY | FEB. 24, 2000 |
| MAJOR | HOSPITALITY MGMT (MASTER'S) |
| PARENTS | ROBERT AND DEBORAH ALLEN |


CAREER HIGHS

| |
|---|
| Points: 28, at UNCG (02/09/20) |
| Rebounds: 18, at The Citadel (02/23/19) |
| Assists: 5, vs. Morehead State (12/13/18) |
| Steals: 5, vs. AUM (12/03/19) |
| Blocks: 5, 2x, last vs. ETSU (02/22/20) |
| Field Goals: 10, vs. ETSU (02/22/20) |
| Free Throws: 9, vs. VMI (02/29/20) |
| Three Pointers: 4, 2x, last vs. UNCG (02/09/20) |



CAREER STATS

| SEASON | TEAM | GP-GS | MIN/AVG | Field Goals | | 3-Point | | F-Throws | | Rebounds | | | | Scoring | | | | | | |
|---------------------|------|---------------|------------------|----------------|-------------|---------------|-------------|----------------|-------------|------------|------------|------------|------------|--------------|------------|------------|-----------|-----------|------------|------------|
| | | | | FG-FGA | FG% | 3FG-3FGA | 3FG% | FT-FTA | FT% | OFF | DEF | TOT | AVG | PF-FO | A | TO | BLK | STL | PTS | AVG |
| 2018-19 | SU | 33-31 | 1058/32.0 | 124-261 | .475 | 23-83 | .277 | 57-87 | .655 | 70 | 203 | 273 | 8.3 | 87-1 | 49 | 64 | 30 | 28 | 328 | 9.9 |
| 2019-20 | SU | 32-31 | 1056/33.0 | 171-398 | .430 | 32-111 | .288 | 78-120 | .650 | 62 | 163 | 225 | 7.0 | 75-4 | 44 | 82 | 43 | 34 | 452 | 14.1 |
| 2020-21 | OM | 28-8 | 450/16.1 | 32-69 | .464 | 2-12 | .167 | 35-51 | .686 | 46 | 44 | 90 | 3.2 | 39-0 | 23 | 28 | 12 | 16 | 101 | 3.6 |
| 2021-22 | OM | 8-4 | 151/18.9 | 18-40 | .450 | 1-7 | .143 | 15-25 | .600 | 19 | 24 | 43 | 5.4 | 14-0 | 6 | 8 | 7 | 5 | 52 | 6.5 |
| TOTAL FOR OM | | 36-12 | 602/16.7 | 50-109 | .459 | 3-19 | .158 | 50-76 | .658 | 65 | 68 | 133 | 3.7 | 53-0 | 29 | 36 | 19 | 21 | 153 | 4.3 |
| TOTAL | | 101-74 | 2715/26.9 | 345-768 | .449 | 58-213 | .272 | 185-283 | .654 | 197 | 434 | 631 | 6.2 | 215-5 | 122 | 182 | 92 | 83 | 933 | 9.2 |



2021-22 SEASON GAME-BY-GAME

| Opponent | Date | GS | MIN | Total | | 3-Pointers | | Free throws | | Rebounds | | | | PF | A | TO | BLK | STL | PTS | AVG |
|------------------|------------|----|---------------|--------------|-------------|------------|-------------|--------------|-------------|-----------|-----------|-----------|------------|-----------|----------|----------|----------|----------|-----------|------------|
| | | | | FG-FGA | PCT | 3FG-3FGA | PCT | FT-FTA | PCT | OFF | DEF | TOT | AVG | | | | | | | |
| New Orleans | 11/09/2021 | * | 20:32 | 1-6 | .167 | 0-1 | .000 | 1-2 | .500 | 4 | 1 | 5 | 5.0 | 1 | 2 | 0 | 1 | 0 | 3 | 3.0 |
| Charleston So. | 11/12/2021 | | 15:52 | 1-3 | .333 | 0-0 | .000 | 1-1 | 1.000 | 2 | 2 | 4 | 4.5 | 1 | 1 | 0 | 1 | 1 | 3 | 3.0 |
| vs Marquette | 11/18/2021 | | 19:33 | 4-8 | .500 | 0-1 | .000 | 0-2 | .000 | 4 | 2 | 6 | 5.0 | 4 | 0 | 1 | 2 | 1 | 8 | 4.7 |
| vs Elon | 11/19/2021 | | 13:52 | 1-2 | .500 | 0-0 | .000 | 2-4 | .500 | 3 | 5 | 8 | 5.8 | 0 | 2 | 0 | 0 | 4 | 4.5 | |
| vs Boise St. | 11/21/2021 | | 19:17 | 2-3 | .667 | 0-0 | .000 | 4-4 | 1.000 | 0 | 3 | 3 | 5.2 | 2 | 0 | 1 | 1 | 0 | 8 | 5.2 |
| Mississippi Val. | 11/26/2021 | * | 25:42 | 4-8 | .500 | 1-3 | .333 | 2-4 | .500 | 3 | 3 | 6 | 5.3 | 2 | 0 | 2 | 0 | 2 | 11 | 6.2 |
| Rider | 11/30/2021 | * | 20:51 | 3-7 | .429 | 0-1 | .000 | 5-8 | .625 | 2 | 6 | 8 | 5.7 | 3 | 2 | 1 | 1 | 11 | 6.9 | |
| Memphis | 12/04/2021 | * | 15:40 | 2-3 | .667 | 0-1 | .000 | 0-0 | .000 | 1 | 2 | 3 | 5.4 | 1 | 1 | 0 | 1 | 0 | 4 | 6.5 |
| Totals | 4 | | 151:19 | 18-40 | .450 | 1-7 | .143 | 15-25 | .600 | 19 | 24 | 43 | 5.4 | 14 | 6 | 8 | 7 | 5 | 52 | 6.5 |

14^{tye} FAGAN

Logtown, Ga. • Upson-Lee • Georgia

Senior • Guard • 6-3 • 198



BIO

SENIOR* (2021-22)

One of just four Rebels to play in all 32 games on the season, making a total of 12 starts and averaging 21.5 minutes per game ... Wrapped up his first year at Ole Miss averaging 7.1 points per game, 3.1 rebounds per game and 2.0 assists per game ... Scored in the double-figures a total of eight times for the Rebels, leading the team in scoring in four of those contests ... Scored a new career-best 23 points in the team's road matchup with Tennessee, connecting on a personal-best five three pointers and finishing the game 8-of-11 (72.7%) from the field and 5-of-6 (83.3%) from deep ... Saw another 20-point game in a rematch with his former team Georgia, where he finished with 20 after going 8-of-17 (47.1%) from the floor ... Also snagged a career-best total of four steals against his former squad, contributing to a 0.6 steals per game average on the year ... Led the team in assists for five games, including his career-high eight-assist night against Texas A&M (Feb. 26) ... Also earned a new career-high in blocks against the Aggies, swatting a pair of shots ... Grabbed a career-high 10 rebounds in the team's early-season contest against Rider, marking his first time hitting double-digit rebounds in his career ... Ends the year having shot a solid 44.8 percent from the floor (86-of-192) while also going 29-of-40 (72.5%) from the charity stripe ... Ranked second on the team in total assists on the year with 63 ... Named to the SEC First-Year Academic Honor Roll.

AT GEORGIA

Spent three years at Georgia, appearing in 89 games and scoring 450 points while shooting 56.4 percent (193 of 342) from the floor.

JUNIOR (2020-21, AT GEORGIA)

Started 25 of 26 games and averaged 9.2 ppg and 4.3 rpg in 22.2 mpg ... Made 105 of 179 (58.7 percent) shot attempts to lead the Bulldogs in field goal percentage ... Ranked second on the team in blocks (8) ... Began the season with career highs in points (21) and rebounds (10), his first career double-double, against Florida A&M (Nov. 29) to become the first SEC Player of the Week for the 2020-21 season ... Reached double figures in 11 games, including a team-high 19 points (9 of 9 FG) in The Pavilion against the Rebels (Jan. 16) ... Recorded 18 points and seven rebounds to help the Bulldogs upset LSU (Feb. 23) ... Scored 16 points to help Georgia knock off Auburn (Feb. 2).

SOPHOMORE (2019-20, AT GEORGIA)

One of five Bulldogs to play in all 32 games ... Averaged 4.1 ppg and 1.7 rpg, while shooting a team-best 56.0 percent (56 of 100) from the floor ... Posted a trio of double-figure scoring games ... Scored a team-high 15 points at Arizona State (Dec.

14) ... Recorded 15 points in just 15 minutes, making all six of his shots, at No. 14 Kentucky (Jan. 21) ... Talled a team-high 11 points against Dayton in the opening round of the Maui Invitational (Nov. 25), going a perfect 5 for 5 (1 of 1 3FG) from the field ... Recorded two of Georgia's three perfect shooting performances from the floor with five-or-more made shots (6 of 6 at Kentucky, 5 of 5 versus Dayton) ... Grabbed a season-best six rebounds to go along with eight points over a season-high 21 minutes in the regular season finale at LSU (March 7).

FRESHMAN (2018-19, AT GEORGIA)

Played in 31 of 32 games with a trio of starts at the Cayman Islands Classic ... Shot 50.8 percent (32 of 63) from the field and was a perfect 10 of 10 from the free throw line ... Led the Bulldogs in assists in two games, in steals twice and in blocks once ... Logged double-digit minutes in eight of 19 outings against SEC competition, including a high of 16 versus Missouri in the SEC Tournament (March 13) ... Made his first collegiate start against Illinois State (Nov. 19) and played 36 minutes against the Redbirds ... Recorded three points, three boards, four assists, a block and a steal in the season opener against Savannah State, his collegiate debut (Nov. 9) .

HIGH SCHOOL

Ranked as the No. 10 overall prospect in Georgia, the nation's No. 18 combo guard and the No. 205 overall prospect nationally by 247Sports.com ... Named the Class 4A State Player of the Year as both a junior and a senior after leading the Knights to back-to-back state titles and undefeated seasons ... Tabbed Second Team All-Georgia in 2018 by USA Today ... Scored a school record 2,038 points for Upson-Lee ... Helped Upson-Lee go a combined 63-0 during his junior and senior campaigns, the third-longest winning streak in boys' basketball history for Georgia high schools ... Averaged 25.0 ppg, 7.3 rpg, 4.6 apg and 2.4 spg as a senior ... Scored in double figures in every contest with 25 20-point games, six 30-point performances to go along with nine double-doubles ... Named MVP of the 2017 Lake City Classic after averaging 26.5 ppg, 6.5 rpg, 2.8 apg and 2.2 bpg in the event ... As a junior, averaged 21.1 ppg, 7.4 rpg, 3.5 apg and 2.6 spg while leading the Knights to a 32-0 finish and the first state championship in school history ... Posted double-digit scoring outputs in 28 of 29 games played, including 17 20-point and three 30-point games.

PERSONAL

Son of Kendra Fagan ... Born September 12, 1999 ... Multi-disciplinary studies major with minors in education, religious studies and African American studies.

THE FAGAN FILE

| | |
|----------|----------------------------|
| BIRTHDAY | SEPTEMBER 12, 1999 |
| MAJOR | MULTI-DISCIPLINARY STUDIES |
| PARENTS | KENDRA FAGAN |

CAREER HIGHS

Points: 23, at Tennessee (01/05/22)
Rebounds: 10, 2x, last vs. Rider (11/30/21)
Assists: 8, vs. Texas A&M (02/26/22)
Steals: 4, at Georgia (02/19/22)
Blocks: 2, 4x, last vs. Texas A&M (02/26/22)
Field Goals: 9, 2x, last at Ole Miss (01/16/21)
Free Throws: 6, vs. Arkansas (01/26/22)
Three Pointers: 5, at Tennessee (01/05/22)



CAREER STATS

| SEASON | TEAM | GP-GS | MIN/AVG | Field Goals | | 3-Point | | F-Throws | | Rebounds | | | | Scoring | | | | | | |
|---------------------|------|---------------|------------------|----------------|-------------|---------------|-------------|---------------|-------------|-----------|------------|------------|------------|-------------|------------|------------|-----------|-----------|------------|------------|
| | | | | FG-FGA | FG% | 3FG-3FGA | 3FG% | FT-FTA | FT% | OFF | DEF | TOT | AVG | PF-FO | A | TO | BLK | STL | PTS | AVG |
| 2018-19 | UGa | 31-3 | 355/11.4 | 32-63 | .508 | 4-12 | .333 | 10-10 | 1.000 | 16 | 31 | 47 | 1.5 | 14-0 | 22 | 29 | 6 | 6 | 78 | 2.5 |
| 2019-20 | UGa | 32-0 | 370/11.6 | 56-100 | .560 | 5-19 | .263 | 15-24 | .625 | 24 | 31 | 55 | 1.7 | 13-0 | 17 | 15 | 9 | 14 | 132 | 4.1 |
| 2020-21 | UGa | 26-25 | 576/22.2 | 105-179 | .587 | 10-37 | .270 | 20-36 | .556 | 40 | 73 | 113 | 4.3 | 32-0 | 29 | 40 | 8 | 14 | 240 | 9.2 |
| 2021-22 | OM | 32-12 | 689/21.5 | 88-195 | .451 | 23-69 | .333 | 29-40 | .725 | 19 | 78 | 97 | 3.0 | 28-0 | 63 | 52 | 6 | 20 | 228 | 7.1 |
| TOTAL FOR OM | | 32-12 | 689/21.5 | 88-195 | .451 | 23-69 | .333 | 29-40 | .725 | 19 | 78 | 97 | 3.0 | 28-0 | 63 | 52 | 6 | 20 | 228 | 7.1 |
| TOTAL | | 121-40 | 1990/16.4 | 281-537 | .523 | 42-137 | .307 | 74-110 | .673 | 99 | 213 | 312 | 2.6 | 87-0 | 131 | 136 | 29 | 54 | 678 | 5.6 |



2021-22 SEASON GAME-BY-GAME

| Opponent | Date | GS | MIN | Total | | 3-Pointers | | Free throws | | Rebounds | | | | PF | A | TO | BLK | STL | PTS | AVG | |
|--------------------|------------|----|-----------|---------------|---------------|-------------|--------------|-------------|--------------|-------------|-----------|-----------|-----------|------------|-----------|-----------|-----------|----------|-----------|------------|------------|
| | | | | FG-FGA | PCT | 3FG-3FGA | PCT | FT-FTA | PCT | OFF | DEF | TOT | AVG | | | | | | | | |
| New Orleans | 11/09/2021 | | 16:27 | 4-5 | .800 | 2-2 | 1.000 | 0-0 | .000 | 0 | 0 | 0 | 0.0 | 0 | 2 | 2 | 0 | 1 | 10 | 10.0 | |
| Charleston So. | 11/12/2021 | | 17:30 | 3-7 | .429 | 2-3 | .667 | 0-0 | .000 | 0 | 3 | 3 | 1.5 | 2 | 3 | 0 | 0 | 0 | 8 | 9.0 | |
| vs Marquette | 11/18/2021 | | 09:51 | 3-5 | .600 | 1-2 | .500 | 1-3 | .333 | 0 | 1 | 1 | 1.3 | 4 | 1 | 1 | 1 | 1 | 8 | 8.7 | |
| vs Elon | 11/19/2021 | | 27:55 | 5-7 | .714 | 0-1 | .000 | 1-3 | .333 | 0 | 6 | 6 | 2.5 | 2 | 6 | 0 | 1 | 1 | 11 | 9.3 | |
| vs Boise St. | 11/21/2021 | | 30:10 | 3-8 | .375 | 0-1 | .000 | 0-0 | .000 | 1 | 4 | 5 | 3.0 | 0 | 4 | 5 | 0 | 0 | 6 | 8.6 | |
| Mississippi Val. | 11/26/2021 | * | 17:53 | 2-4 | .500 | 0-1 | .000 | 0-0 | .000 | 2 | 2 | 4 | 3.2 | 0 | 1 | 1 | 0 | 0 | 4 | 7.8 | |
| Rider | 11/30/2021 | | 22:28 | 4-8 | .500 | 0-2 | .000 | 1-2 | .500 | 3 | 7 | 10 | 4.1 | 1 | 4 | 1 | 0 | 1 | 9 | 8.0 | |
| Memphis | 12/04/2021 | | 07:50 | 0-1 | .000 | 0-1 | .000 | 0-0 | .000 | 0 | 4 | 4 | 4.1 | 2 | 0 | 1 | 0 | 0 | 0 | 7.0 | |
| vs Western Ky. | 12/11/2021 | | 24:42 | 4-10 | .400 | 1-5 | .200 | 0-0 | .000 | 3 | 2 | 5 | 4.2 | 1 | 2 | 0 | 0 | 0 | 9 | 7.2 | |
| Middle Tenn. | 12/15/2021 | | 23:33 | 3-6 | .500 | 0-1 | .000 | 1-2 | .500 | 1 | 4 | 5 | 4.3 | 0 | 1 | 1 | 0 | 1 | 7 | 7.2 | |
| Dayton | 12/18/2021 | | 18:49 | 2-3 | .667 | 0-1 | .000 | 1-2 | .500 | 0 | 4 | 4 | 4.3 | 0 | 2 | 3 | 0 | 0 | 5 | 7.0 | |
| Samford | 12/21/2021 | | 11:15 | 1-3 | .333 | 0-1 | .000 | 0-0 | .000 | 1 | 3 | 4 | 4.3 | 1 | 0 | 0 | 0 | 0 | 2 | 6.6 | |
| at Tennessee | 01/05/2022 | * | 34:42 | 8-11 | .727 | 5-6 | .833 | 2-2 | 1.000 | 1 | 1 | 2 | 4.1 | 0 | 3 | 5 | 0 | 1 | 23 | 7.8 | |
| Mississippi St. | 01/08/2022 | * | 29:11 | 1-5 | .200 | 1-2 | .500 | 0-0 | .000 | 0 | 6 | 6 | 4.2 | 2 | 5 | 1 | 0 | 0 | 3 | 7.5 | |
| at Texas A&M | 01/11/2022 | * | 21:26 | 1-7 | .143 | 0-4 | .000 | 1-2 | .500 | 0 | 3 | 3 | 4.1 | 0 | 0 | 1 | 0 | 0 | 3 | 7.2 | |
| Auburn | 01/15/2022 | | 24:36 | 6-11 | .545 | 2-3 | .667 | 3-3 | 1.000 | 1 | 1 | 2 | 4.0 | 1 | 3 | 4 | 0 | 1 | 17 | 7.8 | |
| Missouri | 01/18/2022 | | 19:04 | 4-6 | .667 | 1-2 | .500 | 0-0 | .000 | 2 | 1 | 3 | 3.9 | 0 | 0 | 0 | 0 | 0 | 9 | 7.9 | |
| at Mississippi St. | 01/22/2022 | * | 14:22 | 0-5 | .000 | 0-2 | .000 | 0-0 | .000 | 0 | 0 | 0 | 3.7 | 1 | 0 | 3 | 0 | 0 | 0 | 7.4 | |
| Florida | 01/24/2022 | * | 16:19 | 0-3 | .000 | 0-1 | .000 | 0-0 | .000 | 0 | 0 | 0 | 3.5 | 1 | 1 | 0 | 0 | 0 | 0 | 7.1 | |
| Arkansas | 01/26/2022 | | 21:12 | 2-4 | .500 | 0-1 | .000 | 6-6 | 1.000 | 0 | 3 | 3 | 3.5 | 2 | 2 | 1 | 0 | 2 | 10 | 7.2 | |
| Kansas St. | 01/29/2022 | * | 20:60 | 4-6 | .667 | 0-1 | .000 | 1-1 | 1.000 | 0 | 5 | 5 | 3.6 | 1 | 1 | 1 | 0 | 0 | 9 | 7.3 | |
| at LSU | 02/01/2022 | * | 24:58 | 3-6 | .500 | 1-3 | .333 | 2-2 | 1.000 | 0 | 1 | 1 | 3.5 | 2 | 1 | 2 | 0 | 0 | 9 | 7.4 | |
| at Florida | 02/05/2022 | * | 33:20 | 5-9 | .556 | 3-5 | .600 | 2-2 | 1.000 | 1 | 4 | 5 | 3.5 | 1 | 1 | 9 | 1 | 2 | 15 | 7.7 | |
| Alabama | 02/09/2022 | * | 23:50 | 1-7 | .143 | 0-3 | .000 | 2-4 | .500 | 0 | 2 | 2 | 3.5 | 1 | 1 | 0 | 0 | 1 | 4 | 7.5 | |
| at Missouri | 02/12/2022 | * | 12:45 | 1-3 | .333 | 0-0 | .000 | 0-0 | .000 | 0 | 2 | 2 | 3.4 | 0 | 0 | 3 | 0 | 0 | 2 | 7.3 | |
| South Carolina | 02/15/2022 | | 19:40 | 1-3 | .333 | 0-0 | .000 | 0-0 | .000 | 0 | 1 | 1 | 3.3 | 1 | 1 | 3 | 0 | 0 | 2 | 7.1 | |
| at Georgia | 02/19/2022 | * | 38:06 | 8-17 | .471 | 2-6 | .333 | 2-2 | 1.000 | 1 | 1 | 2 | 3.3 | 0 | 5 | 1 | 0 | 4 | 20 | 7.6 | |
| at Auburn | 02/23/2022 | | 17:07 | 1-3 | .333 | 0-1 | .000 | 2-2 | 1.000 | 1 | 1 | 2 | 3.2 | 1 | 1 | 1 | 0 | 1 | 4 | 7.5 | |
| Texas A&M | 02/26/2022 | | 30:03 | 4-7 | .571 | 2-4 | .500 | 0-0 | .000 | 1 | 2 | 3 | 3.2 | 0 | 8 | 1 | 2 | 2 | 10 | 7.6 | |
| at Kentucky | 03/01/2022 | | 19:29 | 1-6 | .167 | 0-2 | .000 | 0-0 | .000 | 0 | 1 | 1 | 3.1 | 0 | 1 | 0 | 0 | 0 | 2 | 7.4 | |
| Vanderbilt | 03/05/2022 | | 17:13 | 1-6 | .167 | 0-1 | .000 | 1-2 | .500 | 0 | 2 | 2 | 3.1 | 0 | 2 | 0 | 0 | 0 | 3 | 7.2 | |
| vs Missouri | 03/09/2022 | | 21:49 | 2-3 | .667 | 0-1 | .000 | 0-0 | .000 | 0 | 1 | 1 | 3.0 | 1 | 1 | 0 | 1 | 0 | 1 | 4 | 7.1 |
| Totals | | | 12 | 688:35 | 88-195 | .451 | 23-69 | .333 | 29-40 | .725 | 19 | 78 | 97 | 3.0 | 28 | 63 | 52 | 6 | 20 | 228 | 7.1 |

4 jaemyn BRAKEFIELD

Jackson, Miss. • Huntington Prep • Duke
Junior • Forward • 6-8 • 220



BIO

SOPHOMORE (2021-22)

Appeared in all 32 games for the Rebels on the year, making 25 starts during his sophomore campaign while averaging 25.5 minutes per game in his first season at Ole Miss ... Averaged 7.7 points and 4.2 rebounds on the year while also tallying 24 assists and 22 steals for the Rebels ... Shot 47.1 percent from the field during the season, going 90-of-191 while also shooting 31-of-83 from behind the arc (37.3 percent) ... Saw nine double-digit scoring performances on the year, including earning a career-high total of 19 points at Georgia while connecting on a new personal-best of seven field goals from the floor and tying his career-best mark of four made three-pointers ... Earned three steals in back-to-back games for the Rebels against the likes of Dayton and Samford, tying his career-high mark of steals in a single game ... Made his Rebel debut against New Orleans (Nov. 9, 2021) where he logged 10 points on 4-of-7 shooting alongside three rebounds and two assists ... Named to the SEC First-Year Academic Honor Roll.

AT DUKE

Spent one season at Duke, playing in 22 games, before returning to his home state.

FRESHMAN (2020-21, AT DUKE)

Played in 22 of Duke's 24 games, averaging 3.5 ppg and 2.5 rpg ... Shot 40.8 percent (31 of 76) from the floor, 31.4 percent (11 of 35) from beyond the arc and 41.7 percent (5 of 12) from the free throw line ... Tallied 11 points and four rebounds off the bench against No. 8 Michigan State in the Champions Classic (Dec. 2) ... Versus Bellarmine (Dec. 4), became the first freshman in Cameron Indoor Stadium history to go a perfect 4 for 4 from beyond the arc and only the third Duke freshman to do it in any game throughout program history ... Recorded 11 points, five rebounds and four blocks,

while his and-1 bucket with two minutes left gave Duke the lead for good to help the Blue Devils knock off No. 7 Virginia (Feb. 22) ... Scored 10 points with five boards at Notre Dame (Dec. 16), going 4 of 8 from the floor and a perfect 2 for 2 from long distance ... Named to the All-ACC Academic Team.

HIGH SCHOOL

A five-star power forward, rated as the No. 29 overall in ESPN 100's rankings ... Ranked as the No. 4 power forward in the nation and the No. 1 player from the state of Mississippi in the ESPN 100 ... Named the West Virginia Gatorade Player of the Year as a sophomore, junior and senior, becoming the first player to win the honor three times in the award's history ... Averaged 19.2 points, 8.3 rebounds and 3.0 assists per game as a senior at Huntington Prep ... Earned MVP honors at the ARS/Rescue Rooter National Hoopfest in Tampa in January 2020 ... Was selected to participate in the 2020 Jordan Brand Classic prior to the event's cancellation.

PERSONAL

Son of Pamela Root and James Brakefield ... Has six siblings – Jake, Andrew, Jamal, Daimen, Kristen and Jennifer ... Born December 19, 2000 ... Majoring in multi-disciplinary studies with minors in recreation administration, education and criminal justice.

THE BRAKEFIELD FILE

| | |
|--------------|--------------------------------|
| BIRTHDAY | DEC. 19, 2000 |
| MAJOR | MULTI-DISCIPLINARY STUDIES |
| PARENTS | PAMELA ROOT & JAMES BRAKEFIELD |
| CAREER HIGHS | |

Points: 19, at Georgia (02/19/22)
Rebounds: 8, 4x, last at Kentucky (03/01/22)
Assists: 5, vs. Auburn (01/15/22)
Steals: 3, 3x, last vs. Samford (12/21/21)
Blocks: 4, vs. Virginia (02/20/21)
Field Goals: 7, at Georgia (02/19/22)
Free Throws: 5, vs. Elon (11/19/21)
Three Pointers: 4, 2x, at Georgia (02/19/22)



CAREER STATS

| SEASON | TEAM | GP-GS | MIN/AVG | Field Goals | | 3-Point | | F-Throws | | Rebounds | | | | Scoring | | | | | | |
|---------------------|------|--------------|------------------|----------------|-------------|---------------|-------------|--------------|-------------|-----------|------------|------------|------------|-------------|-----------|-----------|-----------|-----------|------------|------------|
| | | | | FG-FGA | FG% | 3FG-3FGA | 3FG% | FT-FTA | FT% | OFF | DEF | TOT | AVG | PF-FO | A | TO | BLK | STL | PTS | AVG |
| 2020-21 | Duke | 22-2 | 273/12.4 | 31-76 | .408 | 11-35 | .314 | 5-12 | .417 | 15 | 41 | 56 | 2.5 | 27-0 | 10 | 10 | 9 | 8 | 78 | 3.5 |
| 2021-22 | OM | 32-25 | 808/25.2 | 90-191 | .471 | 31-83 | .373 | 35-51 | .686 | 26 | 108 | 134 | 4.2 | 43-1 | 24 | 50 | 7 | 22 | 246 | 7.7 |
| TOTAL FOR OM | | 32-25 | 808/25.2 | 90-191 | .471 | 31-83 | .373 | 35-51 | .686 | 26 | 108 | 134 | 4.2 | 43-1 | 24 | 50 | 7 | 22 | 246 | 7.7 |
| TOTAL | | 54-27 | 1081/20.0 | 121-267 | .453 | 42-118 | .356 | 40-63 | .635 | 41 | 149 | 190 | 3.5 | 70-1 | 34 | 60 | 16 | 30 | 324 | 6.0 |



2021-22 SEASON GAME-BY-GAME

| Opponent | Date | GS | MIN | Total | | 3-Pointers | | Free throws | | Rebounds | | | | PF | A | TO | BLK | STL | PTS | AVG | |
|--------------------|------------|----|-----------|---------------|---------------|-------------|--------------|-------------|--------------|-------------|-----------|------------|------------|------------|-----------|-----------|-----------|----------|-----------|------------|------------|
| | | | | FG | PCT | 3FG | PCT | FT | PCT | OFF | DEF | TOT | AVG | | | | | | | | |
| New Orleans | 11/09/2021 | | 16:57 | 4-7 | .571 | 1-3 | .333 | 1-2 | .500 | 0 | 3 | 3 | 3.0 | 0 | 2 | 2 | 0 | 0 | 10 | 10.0 | |
| Charleston So. | 11/12/2021 | * | 25:12 | 4-9 | .444 | 0-3 | .000 | 0-1 | .000 | 3 | 5 | 8 | 5.5 | 3 | 0 | 3 | 2 | 0 | 8 | 9.0 | |
| vs Marquette | 11/18/2021 | * | 26:54 | 5-9 | .556 | 1-1 | 1.000 | 0-1 | .000 | 2 | 3 | 5 | 5.3 | 0 | 2 | 3 | 0 | 0 | 11 | 9.7 | |
| vs Elon | 11/19/2021 | * | 23:09 | 4-8 | .500 | 3-4 | .750 | 5-6 | .833 | 1 | 3 | 4 | 5.0 | 3 | 0 | 1 | 1 | 0 | 16 | 11.3 | |
| vs Boise St. | 11/21/2021 | * | 25:51 | 3-7 | .429 | 0-1 | .000 | 2-2 | 1.000 | 0 | 3 | 3 | 4.6 | 2 | 0 | 1 | 1 | 1 | 8 | 10.6 | |
| Mississippi Val. | 11/26/2021 | * | 17:04 | 3-7 | .429 | 1-3 | .333 | 1-1 | 1.000 | 0 | 3 | 3 | 4.3 | 1 | 0 | 1 | 0 | 2 | 8 | 10.2 | |
| Rider | 11/30/2021 | | 28:14 | 2-7 | .286 | 2-5 | .400 | 2-2 | 1.000 | 3 | 5 | 8 | 4.9 | 0 | 0 | 1 | 0 | 0 | 8 | 9.9 | |
| Memphis | 12/04/2021 | | 15:18 | 2-5 | .400 | 1-2 | .500 | 2-2 | 1.000 | 0 | 0 | 0 | 4.3 | 5 | 1 | 1 | 0 | 1 | 7 | 9.5 | |
| vs Western Ky. | 12/11/2021 | * | 19:11 | 0-5 | .000 | 0-2 | .000 | 0-0 | .000 | 0 | 3 | 3 | 4.1 | 0 | 0 | 2 | 1 | 1 | 0 | 8.4 | |
| Middle Tenn. | 12/15/2021 | * | 29:46 | 3-6 | .500 | 3-4 | .750 | 1-2 | .500 | 0 | 6 | 6 | 4.3 | 1 | 0 | 2 | 0 | 0 | 10 | 8.6 | |
| Dayton | 12/18/2021 | * | 27:27 | 4-6 | .667 | 1-3 | .333 | 0-0 | .000 | 1 | 2 | 3 | 4.2 | 4 | 0 | 3 | 0 | 3 | 9 | 8.6 | |
| Samford | 12/21/2021 | * | 32:03 | 5-11 | .455 | 1-4 | .250 | 0-0 | .000 | 2 | 3 | 5 | 4.3 | 1 | 0 | 1 | 0 | 3 | 11 | 8.8 | |
| at Tennessee | 01/05/2022 | * | 33:47 | 3-5 | .600 | 1-1 | 1.000 | 1-2 | .500 | 2 | 6 | 8 | 4.5 | 0 | 0 | 5 | 0 | 2 | 8 | 8.8 | |
| Mississippi St. | 01/08/2022 | * | 32:51 | 6-9 | .667 | 2-5 | .400 | 1-2 | .500 | 0 | 4 | 4 | 4.5 | 2 | 0 | 2 | 1 | 0 | 15 | 9.2 | |
| at Texas A&M | 01/11/2022 | * | 33:56 | 2-6 | .333 | 1-5 | .200 | 4-4 | 1.000 | 0 | 4 | 4 | 4.5 | 2 | 0 | 1 | 0 | 1 | 9 | 9.2 | |
| Auburn | 01/15/2022 | * | 26:35 | 4-9 | .444 | 0-1 | .000 | 2-2 | 1.000 | 3 | 2 | 5 | 4.5 | 2 | 5 | 2 | 0 | 0 | 10 | 9.3 | |
| Missouri | 01/18/2022 | * | 26:11 | 1-5 | .200 | 1-4 | .250 | 0-0 | .000 | 0 | 1 | 1 | 4.3 | 1 | 1 | 2 | 0 | 0 | 3 | 8.9 | |
| at Mississippi St. | 01/22/2022 | * | 33:59 | 5-7 | .714 | 1-3 | .333 | 2-3 | .667 | 1 | 1 | 2 | 4.2 | 0 | 2 | 0 | 1 | 0 | 13 | 9.1 | |
| Florida | 01/24/2022 | * | 26:37 | 1-1 | 1.000 | 0-0 | .000 | 0-0 | .000 | 0 | 5 | 5 | 4.2 | 3 | 1 | 2 | 0 | 0 | 2 | 8.7 | |
| Arkansas | 01/26/2022 | * | 26:58 | 2-6 | .333 | 1-2 | .500 | 0-0 | .000 | 0 | 3 | 3 | 4.2 | 0 | 2 | 0 | 2 | 2 | 5 | 8.6 | |
| Kansas St. | 01/29/2022 | | 25:31 | 2-3 | .667 | 1-2 | .500 | 3-4 | .750 | 0 | 6 | 6 | 4.2 | 0 | 1 | 0 | 0 | 0 | 8 | 8.5 | |
| at LSU | 02/01/2022 | * | 31:41 | 2-4 | .500 | 1-3 | .333 | 3-4 | .750 | 1 | 1 | 2 | 4.1 | 0 | 0 | 3 | 0 | 1 | 8 | 8.5 | |
| at Florida | 02/05/2022 | * | 15:38 | 0-3 | .000 | 0-2 | .000 | 0-0 | .000 | 2 | 2 | 4 | 4.1 | 2 | 0 | 2 | 0 | 0 | 0 | 8.1 | |
| Alabama | 02/09/2022 | | 21:47 | 4-7 | .571 | 0-2 | .000 | 0-0 | .000 | 0 | 4 | 4 | 4.1 | 0 | 0 | 3 | 0 | 0 | 8 | 8.1 | |
| at Missouri | 02/12/2022 | * | 16:30 | 3-5 | .600 | 0-2 | .000 | 1-2 | .500 | 0 | 0 | 0 | 4.0 | 0 | 1 | 0 | 0 | 0 | 7 | 8.1 | |
| South Carolina | 02/15/2022 | * | 14:13 | 1-1 | 1.000 | 1-1 | 1.000 | 0-0 | .000 | 0 | 0 | 0 | 3.8 | 2 | 0 | 1 | 0 | 1 | 3 | 7.9 | |
| at Georgia | 02/19/2022 | * | 30:54 | 7-8 | .875 | 4-5 | .800 | 1-2 | .500 | 0 | 4 | 4 | 3.8 | 3 | 2 | 2 | 0 | 1 | 19 | 8.3 | |
| at Auburn | 02/23/2022 | * | 18:04 | 1-8 | .125 | 1-4 | .250 | 0-0 | .000 | 2 | 4 | 6 | 3.9 | 1 | 1 | 1 | 0 | 1 | 3 | 8.1 | |
| Texas A&M | 02/26/2022 | | 19:23 | 2-5 | .400 | 2-4 | .500 | 1-2 | .500 | 1 | 4 | 5 | 3.9 | 0 | 1 | 0 | 0 | 0 | 7 | 8.1 | |
| at Kentucky | 03/01/2022 | * | 35:10 | 3-7 | .429 | 0-0 | .000 | 1-3 | .333 | 1 | 7 | 8 | 4.1 | 1 | 1 | 0 | 0 | 1 | 7 | 8.0 | |
| Vanderbilt | 03/05/2022 | * | 30:31 | 1-4 | .250 | 0-0 | .000 | 0-0 | .000 | 1 | 6 | 7 | 4.2 | 0 | 3 | 0 | 0 | 1 | 2 | 7.8 | |
| vs Missouri | 03/09/2022 | * | 20:27 | 1-1 | 1.000 | 0-0 | .000 | 1-2 | .500 | 0 | 5 | 5 | 4.2 | 2 | 0 | 1 | 0 | 0 | 3 | 7.7 | |
| Totals | | | 25 | 807:50 | 90-191 | .471 | 31-83 | .373 | 35-51 | .686 | 26 | 108 | 134 | 4.2 | 43 | 24 | 50 | 7 | 22 | 246 | 7.7 |

11 matthew MURRELL

Memphis, Tenn. • IMG Academy
Junior • Guard • 6-4 • 200



BIO

SOPHOMORE (2021-22)

Started in 24 of his 31 appearances for the Rebels in his sophomore season ... Averaged 29.6 minutes per game ... Finished the year averaging 12.1 points per game, 3.0 rebounds per game, 1.7 assists per game and 0.8 steals per game ... Shot a team-high three point percentage of 38.6 percent (59-of-159) ... Ended the year having finished 18 total games as a double-digit scorer, leading the team in scoring in nine of those contests ... Also saw five games where he led the team in assists and two where he led the team in rebounding ... Scored a then-career-high 19 points in Ole Miss' 67-63 upset over No. 18 Memphis, going 4-of-9 from three point range and 7-of-9 from the free throw line ... Extended his single game career-high in points to 31 after a monster night against in-state rival Mississippi State, converting on a career-best 10 field goals (10-of-11, 90.9%) and going a perfect 5-of-5 from behind the arc ... Grabbed a career-best eight rebounds against No. 4 Auburn while scoring an additional 13 points on the night ... Matched his career-best of five three pointers against No. 6 Kentucky, finishing with 25 points on the night ... Closed out his 2021-22 season with double-digit scoring performances in eight of his last nine games of the season including scoring 20 against Texas A&M and 25 against Kentucky in back-to-back contests ... Earned the No. 4 spot in the Sportscenter Top 10 (Nov. 30) following his windmill dunk against Rider the day before ... Named to SEC Winter Academic Honor Roll.

FRESHMAN (2020-21)

One of four Rebels to play in all 28 games, primarily coming off the bench and averaging a bench-best 17.2 minutes per game ... Also made three starts ... Averaged 4.2 ppg and 2.0 rpg ... Shot 32.3 percent (42 of 130) from the field, 31.1 percent (19 of 61) from beyond the arc and 55.6 percent (15 of 27) from the free throw line ... Scored a career-high 13 points in the win over UT Martin (Dec. 22) ... In the opening round of the NIT versus Louisiana Tech (March 19), tallied nine points to go along with career bests in rebounds (7), assists (3) and blocks (2) ... Recorded seven points and five rebounds against eventual conference champion Alabama (Dec. 29), his SEC debut ... Scored eight points in the home finale victory over Vanderbilt (March 6) before matching that

output in the SEC Tournament victory over South Carolina (March 11) ... Named to the SEC First-Year Academic Honor Roll.

HIGH SCHOOL

Rated as a four-star guard by 247Sports, ESPN and Rivals ... Ranked as the No. 39 player in the country by ESPN and 247Sports' composite rankings ... No. 2 prospect out of Tennessee ... Highest ranked recruit under Kermit Davis ... Spent his final season at IMG Academy in Bradenton, Florida ... Played his first three high school seasons at Whitehaven High School in Memphis ... As a junior, averaged 20.1 ppg, 4.0 rpg and 3.2 apg ... First-team all-metro selection ... Led Whitehaven to the Region-16 AAA title and an appearance in the Class AAA semifinals in 2019 ... As a sophomore, averaged 15.4 ppg to guide Whitehaven to the Class AAA Championship game and earned all-region honors ... Averaged 15.2 ppg, 2.0 rpg and 1.2 apg as a member of Team Thad at the AAU level, leading the team to the 2019 Under Armour Association national championship ... Tabbed the 2019 UAA Defensive Player of the Year.

PERSONAL

Son of Carl Murrell and Gladys Robinson ... Has three brothers, Carl Jr., Cameron and Joshua ... His older brother Carl attended Ole Miss ... Full name is Matthew Everett Murrell ... Born: Dec. 19, 2001 ... Public health and health sciences major.

THE MURRELL FILE

| | |
|--------------|---------------------------------|
| BIRTHDAY | DEC. 19, 2001 |
| MAJOR | PUBLIC HEALTH & HEALTH SCIENCES |
| PARENTS | CARL MURRELL & GLADYS ROBINSON |
| CAREER HIGHS | |

Points: 31, vs. Mississippi St. (01/08/22)
Rebounds: 7, vs. LA Tech (03/19/21)
Assists: 4, 2x, last at Kentucky (03/01/22)
Steals: 3, vs. LSU (01/09/21)
Blocks: 2, 2x, last vs. LA Tech (03/19/21)
Field Goals: 10, vs. Mississippi St. (01/08/22)
Free Throws: 8, vs. South Carolina (02/15/22)
Three Pointers: 5, 2x, last at UK (03/01/22)



CAREER STATS

| SEASON | TEAM | GP-GS | MIN/AVG | Field Goals | | 3-Point | | F-Throws | | Rebounds | | | | Scoring | | | | | | |
|--------------|------|--------------|------------------|----------------|-------------|---------------|-------------|---------------|-------------|-----------|------------|------------|------------|-------------|-----------|-----------|-----------|-----------|------------|------------|
| | | | | FG-FGA | FG% | 3FG-3FGA | 3FG% | FT-FTA | FT% | OFF | DEF | TOT | AVG | PF-FO | A | TO | BLK | STL | PTS | AVG |
| 2020-21 | OM | 28-3 | 483/17.2 | 42-130 | .323 | 19-61 | .311 | 15-27 | .556 | 16 | 40 | 56 | 2.0 | 29-0 | 22 | 39 | 8 | 13 | 118 | 4.2 |
| 2021-22 | OM | 31-24 | 917/29.6 | 123-288 | .427 | 59-153 | .386 | 69-92 | .750 | 14 | 79 | 93 | 3.0 | 52-0 | 53 | 41 | 4 | 24 | 374 | 12.1 |
| TOTAL | | 59-27 | 1400/23.7 | 165-418 | .395 | 78-214 | .364 | 84-119 | .706 | 30 | 119 | 149 | 2.5 | 81-0 | 75 | 80 | 12 | 37 | 492 | 8.3 |



2021-22 SEASON GAME-BY-GAME

| Opponent | Date | GS | MIN | Total | | 3-Pointers | | Free throws | | Rebounds | | | | PF | A | TO | BLK | STL | PTS | AVG |
|--------------------|------------|-----------|---------------|----------------|-------------|---------------|-------------|--------------|-------------|-----------|-----------|-----------|------------|-----------|-----------|-----------|----------|-----------|------------|-------------|
| | | | | FG-FGA | PCT | 3FG-3FGA | PCT | FT-FTA | PCT | OFF | DEF | TOT | AVG | | | | | | | |
| New Orleans | 11/09/2021 | | 14:49 | 2-5 | .400 | 1-3 | .333 | 0-0 | .000 | 0 | 2 | 2 | 2.0 | 1 | 2 | 0 | 0 | 1 | 5 | 5.0 |
| Charleston So. | 11/12/2021 | | 24:03 | 4-8 | .500 | 1-2 | .500 | 2-2 | 1.000 | 1 | 2 | 3 | 2.5 | 2 | 1 | 1 | 0 | 0 | 11 | 8.0 |
| vs Marquette | 11/18/2021 | * | 20:37 | 1-3 | .333 | 0-1 | .000 | 0-0 | .000 | 0 | 3 | 3 | 2.7 | 1 | 1 | 0 | 0 | 0 | 2 | 6.0 |
| vs Elon | 11/19/2021 | * | 24:12 | 1-3 | .333 | 0-1 | .000 | 5-6 | .833 | 0 | 3 | 3 | 2.8 | 2 | 4 | 1 | 0 | 1 | 7 | 6.3 |
| vs Boise St. | 11/21/2021 | * | 20:53 | 3-8 | .375 | 0-2 | .000 | 0-0 | .000 | 2 | 2 | 4 | 3.0 | 3 | 1 | 1 | 1 | 1 | 6 | 6.2 |
| Mississippi Val. | 11/26/2021 | | 09:35 | 0-2 | .000 | 0-1 | .000 | 0-2 | .000 | 0 | 0 | 0 | 2.5 | 1 | 0 | 0 | 0 | 0 | 0 | 5.2 |
| Rider | 11/30/2021 | | 23:28 | 4-8 | .500 | 3-6 | .500 | 3-4 | .750 | 0 | 1 | 1 | 2.3 | 0 | 0 | 1 | 0 | 2 | 14 | 6.4 |
| Memphis | 12/04/2021 | | 31:58 | 4-12 | .333 | 4-9 | .444 | 7-9 | .778 | 0 | 3 | 3 | 2.4 | 3 | 2 | 2 | 0 | 0 | 19 | 8.0 |
| vs Western Ky. | 12/11/2021 | | 25:12 | 1-6 | .167 | 1-4 | .250 | 3-5 | .600 | 1 | 1 | 2 | 2.3 | 1 | 2 | 2 | 0 | 0 | 6 | 7.8 |
| Middle Tenn. | 12/15/2021 | * | 24:37 | 1-7 | .143 | 0-3 | .000 | 0-0 | .000 | 0 | 4 | 4 | 2.5 | 1 | 2 | 1 | 0 | 0 | 2 | 7.2 |
| Dayton | 12/18/2021 | * | 31:03 | 2-5 | .400 | 2-5 | .400 | 2-2 | 1.000 | 0 | 3 | 3 | 2.5 | 2 | 3 | 2 | 1 | 1 | 8 | 7.3 |
| Samford | 12/21/2021 | * | 14:56 | 1-6 | .167 | 1-5 | .200 | 2-2 | 1.000 | 0 | 1 | 1 | 2.4 | 1 | 0 | 1 | 0 | 1 | 5 | 7.1 |
| at Tennessee | 01/05/2022 | * | 33:57 | 6-9 | .667 | 4-6 | .667 | 1-3 | .333 | 0 | 1 | 1 | 2.3 | 1 | 1 | 2 | 0 | 0 | 17 | 7.8 |
| Mississippi St. | 01/08/2022 | * | 37:30 | 10-11 | .909 | 5-5 | 1.000 | 6-6 | 1.000 | 0 | 4 | 4 | 2.4 | 0 | 2 | 0 | 0 | 2 | 31 | 9.5 |
| at Texas A&M | 01/11/2022 | * | 26:57 | 4-8 | .500 | 2-4 | .500 | 1-2 | .500 | 1 | 2 | 3 | 2.5 | 1 | 1 | 2 | 0 | 2 | 11 | 9.6 |
| Auburn | 01/15/2022 | * | 38:02 | 3-10 | .300 | 3-8 | .375 | 4-4 | 1.000 | 1 | 7 | 8 | 2.8 | 0 | 2 | 1 | 0 | 0 | 13 | 9.8 |
| Missouri | 01/18/2022 | * | 31:25 | 2-10 | .200 | 1-5 | .200 | 1-2 | .500 | 0 | 0 | 0 | 2.6 | 2 | 1 | 3 | 0 | 1 | 6 | 9.6 |
| at Mississippi St. | 01/22/2022 | * | 36:27 | 5-11 | .455 | 2-5 | .400 | 2-3 | .667 | 0 | 5 | 5 | 2.8 | 4 | 2 | 2 | 0 | 0 | 14 | 9.8 |
| Florida | 01/24/2022 | * | 36:40 | 8-12 | .667 | 3-6 | .500 | 1-2 | .500 | 0 | 1 | 1 | 2.7 | 3 | 3 | 2 | 0 | 2 | 20 | 10.4 |
| Arkansas | 01/26/2022 | * | 38:55 | 5-13 | .385 | 2-5 | .400 | 2-2 | 1.000 | 2 | 4 | 6 | 2.9 | 0 | 3 | 1 | 0 | 2 | 14 | 10.6 |
| Kansas St. | 01/29/2022 | * | 37:06 | 3-8 | .375 | 1-4 | .250 | 2-2 | 1.000 | 0 | 7 | 7 | 3.0 | 3 | 2 | 0 | 1 | 0 | 9 | 10.5 |
| at LSU | 02/01/2022 | * | 36:34 | 3-10 | .300 | 1-6 | .167 | 2-2 | 1.000 | 0 | 2 | 2 | 3.0 | 2 | 1 | 3 | 0 | 1 | 9 | 10.4 |
| at Florida | 02/05/2022 | * | 45:00 | 4-16 | .250 | 4-10 | .400 | 2-4 | .500 | 0 | 2 | 2 | 3.0 | 2 | 2 | 0 | 0 | 1 | 14 | 10.6 |
| Alabama | 02/09/2022 | * | 35:18 | 6-12 | .500 | 3-7 | .429 | 0-2 | .000 | 1 | 3 | 4 | 3.0 | 2 | 2 | 0 | 0 | 2 | 15 | 10.8 |
| at Missouri | 02/12/2022 | * | 33:55 | 6-11 | .545 | 1-5 | .200 | 2-2 | 1.000 | 0 | 2 | 2 | 3.0 | 1 | 0 | 2 | 0 | 1 | 15 | 10.9 |
| South Carolina | 02/15/2022 | * | 42:55 | 4-14 | .286 | 2-8 | .250 | 8-8 | 1.000 | 2 | 3 | 5 | 3.0 | 1 | 3 | 2 | 1 | 1 | 18 | 11.2 |
| at Auburn | 02/23/2022 | * | 13:41 | 3-6 | .500 | 1-3 | .333 | 0-0 | .000 | 0 | 0 | 0 | 2.9 | 0 | 1 | 2 | 0 | 0 | 7 | 11.0 |
| Texas A&M | 02/26/2022 | * | 28:13 | 6-10 | .600 | 2-5 | .400 | 6-8 | .750 | 1 | 1 | 2 | 2.9 | 3 | 1 | 2 | 0 | 0 | 20 | 11.4 |
| at Kentucky | 03/01/2022 | * | 35:46 | 9-16 | .563 | 5-8 | .625 | 2-3 | .667 | 0 | 2 | 2 | 2.9 | 3 | 4 | 1 | 0 | 0 | 25 | 11.8 |
| Vanderbilt | 03/05/2022 | * | 27:38 | 6-14 | .429 | 2-5 | .400 | 1-1 | 1.000 | 2 | 4 | 6 | 3.0 | 2 | 0 | 2 | 0 | 0 | 15 | 11.9 |
| vs Missouri | 03/09/2022 | * | 35:41 | 6-14 | .429 | 2-6 | .333 | 2-4 | .500 | 0 | 4 | 4 | 3.0 | 4 | 2 | 2 | 0 | 2 | 16 | 12.1 |
| Totals | | 24 | 917:03 | 123-288 | .427 | 59-153 | .386 | 69-92 | .750 | 14 | 79 | 93 | 3.0 | 52 | 53 | 41 | 4 | 24 | 374 | 12.1 |

24 daeshun RUFFIN

Jackson, Miss. • Callaway
Sophomore • Guard • 5-9 • 160



BIO

FRESHMAN (2021-22)

Played in a total of 14 games during his freshman season with the team, including 10 starts for the Rebels ... Ended the year with the second-highest points per game total (12.6) on the team, while also averaging 25.9 minutes per game, 3.4 assists per game and 2.3 steals per game ... Saw his debut for Ole Miss against New Orleans, scoring four points alongside two rebounds, two assists, two steals and a block on the night before injuring his hand and missing the next eight games ... Made his presence known quickly for the Rebels after returning from his injury, scoring in the double-digits against Middle Tennessee (12), Dayton (19) and Samford (17) ... Nearly earned his first career double-double against rival Mississippi State, scoring 17 along with eight assists in the team's 82-72 victory ... Earned his first collegiate start on the road at Tennessee, where he would grab a career-high five steals on the night as well as three points and three assists ... Finished second on the team in total steals (32) despite having only played in 14 games on the year ... Named SEC Freshman of the Week for the week of Jan. 31, 2022, putting together a three-game stretch in which he averaged 16.0 points, 3.0 assists and 2.0 steals per game to become the first Rebel to receive the honor since Jarvis Summers on Dec. 5, 2011 ... Also saw a career-high 21-point performance in the team's matchup with Florida during that stretch, going a near-perfect 9-of-10 from the free throw line ... Grabbed a career-best seven rebounds in the Rebels Big 12-SEC Challenge victory over Kansas State, scoring 17 points as well ... Despite helping lead Ole Miss to a 76-72 upset over No. 25 LSU with 19 points, three assists and two steals, ultimately saw a late-game injury to his knee require surgery and knock the freshman out for the remainder of his rookie campaign.

HIGH SCHOOL

First McDonald's All-American signee in school history ... Consensus 4-star prospect, ranked No. 40 in the country and No. 1 in the state of Mississippi ... Tabbed 2021 Mississippi Gatorade Player of the Year and 2021

MaxPreps Mississippi High School Basketball Player of the Year ... Earned a spot in the prestigious Allen Iverson Roundball Classic ... Scored 2,337 points throughout his high school career, averaging 25.4 ppg under the guidance of Ole Miss alum David Sanders ... Earned all-state accolades all four years of high school ... Averaged 33.1 ppg, 3.3 rpg, 2.0 apg and 2.8 spg as a senior ... A first team all-state honoree as a junior, led Callaway to a state title by scoring 33 in the championship game at The Pavilion ... Averaged 26.9 ppg and 4.9 rpg throughout his junior season, scoring at least 30 points in 11 games and was named Mississippi Gatorade Player of the Year ... Selected as the Hardwood Hero Player of the Year ... Led Callaway to three district titles and a trio of state appearances ... Averaged 25.0 ppg, 4.6 rpg, 4.2 apg and 2.1 spg as a sophomore ... Made an immediate impact his freshman year, scoring 19.8 ppg to go along with 4.0 apg and 3.7 rpg.

PERSONAL

Son of Twyla Ruffin-McDonald ... Has five siblings ... Born March 19, 2002 ... Multi-Disciplinary studies major with minors in African American studies, sociology and education.

THE RUFFIN FILE

| | |
|----------|----------------------------|
| BIRTHDAY | MARCH 19, 2002 |
| MAJOR | MULTI-DISCIPLINARY STUDIES |
| PARENTS | TWYLA RUFFIN-MCDONALD |

CAREER HIGHS

Points: 21, vs. Florida (01/24/22)
Rebounds: 7 vs. Kansas State (01/29/22)
Assists: 8, vs. Mississippi St. (01/08/22)
Steals: 5, at Tennessee (01/05/22)
Blocks: 1, 2x, last vs. Kansas State (01/29/22)
Field Goals: 6, 4x, last at LSU (02/01/22)
Free Throws: 9, 2x, last vs. Florida (01/24/22)
Three Pointers: 3, vs. Mississippi St. (01/08/22)



CAREER STATS

| SEASON | TEAM | GP-GS | MIN/AVG | Field Goals | | 3-Point | | F-Throws | | Rebounds | | | | Scoring | | | | | | |
|--------------|------|--------------|-----------------|---------------|-------------|--------------|-------------|--------------|-------------|----------|-----------|-----------|------------|-------------|-----------|-----------|----------|-----------|------------|-------------|
| | | | | FG-FGA | FG% | 3FG-3FGA | 3FG% | FT-FTA | FT% | OFF | DEF | TOT | AVG | PF-FO | A | TO | BLK | STL | PTS | AVG |
| 2021-22 | OM | 14-10 | 362/25.9 | 57-153 | .373 | 11-51 | .216 | 52-69 | .754 | 4 | 17 | 21 | 1.5 | 25-0 | 48 | 37 | 2 | 32 | 177 | 12.6 |
| TOTAL | | 14-10 | 362/25.9 | 57-153 | .373 | 11-51 | .216 | 52-69 | .754 | 4 | 17 | 21 | 1.5 | 25-0 | 48 | 37 | 2 | 32 | 177 | 12.6 |



2021-22 SEASON GAME-BY-GAME

| Opponent | Date | GS | MIN | Total | | 3-Pointers | | Free throws | | Rebounds | | | PF | A | TO | BLK | STL | PTS | AVG | |
|--------------------|------------|-----------|---------------|---------------|-------------|--------------|-------------|--------------|-------------|----------|-----------|-----------|------------|-----------|-----------|-----------|----------|-----------|------------|-------------|
| | | | | FG-FGA | PCT | 3FG-3FGA | PCT | FT-FTA | PCT | OFF | DEF | TOT | | | | | | | | AVG |
| New Orleans | 11/09/2021 | | 15:04 | 2-6 | .333 | 0-3 | .000 | 0-0 | .000 | 0 | 2 | 2 | 2.0 | 1 | 2 | 2 | 1 | 2 | 4 | 4.0 |
| Middle Tenn. | 12/15/2021 | | 12:34 | 4-9 | .444 | 0-2 | .000 | 4-6 | .667 | 0 | 0 | 0 | 1.0 | 2 | 1 | 1 | 0 | 1 | 12 | 8.0 |
| Dayton | 12/18/2021 | | 16:10 | 5-9 | .556 | 0-3 | .000 | 9-12 | .750 | 0 | 0 | 0 | 0.7 | 0 | 2 | 3 | 0 | 1 | 19 | 11.7 |
| Samford | 12/21/2021 | | 25:16 | 6-18 | .333 | 1-4 | .250 | 4-6 | .667 | 0 | 0 | 0 | 0.5 | 2 | 5 | 2 | 0 | 3 | 17 | 13.0 |
| at Tennessee | 01/05/2022 | * | 23:31 | 1-9 | .111 | 0-2 | .000 | 1-1 | 1.000 | 0 | 0 | 0 | 0.4 | 3 | 3 | 3 | 0 | 5 | 3 | 11.0 |
| Mississippi St. | 01/08/2022 | * | 30:47 | 5-13 | .385 | 3-8 | .375 | 4-6 | .667 | 0 | 0 | 0 | 0.3 | 3 | 8 | 4 | 0 | 4 | 17 | 12.0 |
| at Texas A&M | 01/11/2022 | * | 29:49 | 3-10 | .300 | 1-4 | .250 | 3-3 | 1.000 | 0 | 1 | 1 | 0.4 | 1 | 4 | 2 | 0 | 2 | 10 | 11.7 |
| Auburn | 01/15/2022 | * | 37:35 | 2-8 | .250 | 1-5 | .200 | 2-2 | 1.000 | 0 | 2 | 2 | 0.6 | 1 | 3 | 2 | 0 | 0 | 7 | 11.1 |
| Missouri | 01/18/2022 | * | 26:36 | 5-12 | .417 | 1-5 | .200 | 1-4 | .250 | 0 | 2 | 2 | 0.8 | 4 | 2 | 1 | 0 | 4 | 12 | 11.2 |
| at Mississippi St. | 01/22/2022 | * | 32:43 | 4-8 | .500 | 1-2 | .500 | 0-0 | .000 | 1 | 1 | 2 | 0.9 | 2 | 6 | 5 | 0 | 2 | 9 | 11.0 |
| Florida | 01/24/2022 | * | 33:19 | 6-13 | .462 | 0-1 | .000 | 9-10 | .900 | 1 | 1 | 2 | 1.0 | 4 | 6 | 2 | 0 | 4 | 21 | 11.9 |
| Arkansas | 01/26/2022 | * | 25:14 | 2-11 | .182 | 1-7 | .143 | 5-5 | 1.000 | 1 | 1 | 2 | 1.1 | 1 | 0 | 3 | 0 | 1 | 10 | 11.8 |
| Kansas St. | 01/29/2022 | * | 33:23 | 6-16 | .375 | 0-1 | .000 | 5-9 | .556 | 1 | 6 | 7 | 1.5 | 1 | 3 | 3 | 1 | 1 | 17 | 12.2 |
| at LSU | 02/01/2022 | * | 19:57 | 6-11 | .545 | 2-4 | .500 | 5-5 | 1.000 | 0 | 1 | 1 | 1.5 | 0 | 3 | 4 | 0 | 2 | 19 | 12.6 |
| Totals | | 10 | 361:59 | 57-153 | .373 | 11-51 | .216 | 52-69 | .754 | 4 | 17 | 21 | 1.5 | 25 | 48 | 37 | 2 | 32 | 177 | 12.6 |

5 James WHITE

Conyers, Ga. • Heritage
Sophomore • Guard • 6-5 • 190



BIO

FRESHMAN (2021-22)

Wrapped up his freshman campaign having played in 18 total games for the Rebels, including making his first collegiate start in the team's Feb. 26 matchup against Texas A&M ... Ends the season averaging 2.2 points per game and 0.8 rebounds per game alongside a 0.8 assist-turnover ratio ... Shot a season field goal percentage of 43.6 percent on a 17-of-39 clip ... Logged career-best numbers in the team's game on the road against No. 6 ranked Kentucky, including scoring eight points, grabbing three rebounds and connecting on four total field goals on the night, all career-bests ... Made his collegiate debut against New Orleans (Nov. 9, 2021) where he came away with one rebound in four minutes of play ... Scored his first collegiate bucket at home against Charleston Southern, ultimately finishing with six points on the night ... Named to the SEC First-Year Academic Honor Roll.

HIGH SCHOOL

Ranked No. 135 in the national rankings as well as the No. 9 player in the state of Georgia ... Earned first team all-state accolades and was tabbed the 2021 Region 3 6A Player of the Year ... Scored 1,412 points in two years at the varsity level, collecting all-state honors both seasons ... Averaged 27.5 ppg, 8.2 rpg, 3.0 apg as a senior ... Ranked among the state's top five scorers as a junior, scoring 724 points (24.1 ppg) ... Recorded 24.1 ppg, 5.2 rpg, 1.8 apg during the 2019-20 season ... Had at least 20 points in 24 of 30 games, including six 30-point games ... Scored a season-high 41 against Acovy.

PERSONAL

Son of James and Nicole White ... Has two siblings, Jared and Jada ... Born July 12, 2003 ... Freshman studies major.

THE WHITE FILE

| | |
|----------|------------------------|
| BIRTHDAY | JULY 12, 2003 |
| MAJOR | FRESHMAN STUDIES |
| PARENTS | JAMES AND NICOLE WHITE |

CAREER HIGHS

Points: 8, at Kentucky (03/01/22)
Rebounds: 3, 2x, last at Kentucky (03/01/22)
Assists: 2, vs. Alabama (02/09/22)
Steals: 1, at Auburn (02/23/22)
Blocks: 1, at Auburn (02/23/22)
Field Goals: 4, at Kentucky (03/01/22)
Free Throws: 2 vs. Alabama (02/09/22)
Three Pointers: 1, 2x, last vs. Vandy (03/05/22)



CAREER STATS

| SEASON | TEAM | GP-GS | MIN/AVG | Field Goals | | 3-Point | | F-Throws | | Rebounds | | | | Scoring | | | | | | |
|--------------|------|-------------|----------------|--------------|-------------|------------|-------------|------------|-------------|----------|-----------|-----------|------------|-------------|----------|----------|----------|----------|-----------|------------|
| | | | | FG-FGA | FG% | 3FG-3FGA | 3FG% | FT-FTA | FT% | OFF | DEF | TOT | AVG | PF | FOA | TO | BLK | STL | PTS | AVG |
| 2021-22 | OM | 18-1 | 123/6.9 | 17-39 | .436 | 2-9 | .222 | 3-9 | .333 | 1 | 14 | 15 | 0.8 | 13-0 | 4 | 5 | 1 | 1 | 39 | 2.2 |
| TOTAL | | 18-1 | 123/6.9 | 17-39 | .436 | 2-9 | .222 | 3-9 | .333 | 1 | 14 | 15 | 0.8 | 13-0 | 4 | 5 | 1 | 1 | 39 | 2.2 |



2021-22 SEASON GAME-BY-GAME

| Opponent | Date | GS | MIN | Total | | 3-Pointers | | Free throws | | Rebounds | | | | PF | A | TO | BLK | STL | PTS | AVG |
|------------------|------------|----------|---------------|--------------|-------------|------------|-------------|-------------|-------------|----------|-----------|-----------|------------|-----------|----------|----------|----------|----------|-----------|------------|
| | | | | FG-FGA | PCT | 3FG-3FGA | PCT | FT-FTA | PCT | OFF | DEF | TOT | AVG | | | | | | | |
| New Orleans | 11/09/2021 | | 03:53 | 0-1 | .000 | 0-0 | .000 | 0-0 | .000 | 0 | 1 | 1 | 1.0 | 0 | 0 | 0 | 0 | 0 | 0 | 0.0 |
| Charleston So. | 11/12/2021 | | 07:43 | 3-5 | .600 | 0-1 | .000 | 0-0 | .000 | 0 | 1 | 1 | 1.0 | 0 | 0 | 0 | 0 | 0 | 6 | 3.0 |
| vs Elon | 11/19/2021 | | 05:20 | 1-2 | .500 | 0-0 | .000 | 0-0 | .000 | 0 | 1 | 1 | 1.0 | 2 | 0 | 0 | 0 | 0 | 2 | 2.7 |
| Mississippi Val. | 11/26/2021 | | 01:43 | 0-0 | .000 | 0-0 | .000 | 0-0 | .000 | 0 | 0 | 0 | 0.8 | 1 | 0 | 0 | 0 | 0 | 0 | 2.0 |
| Rider | 11/30/2021 | | 03:04 | 0-0 | .000 | 0-0 | .000 | 0-0 | .000 | 0 | 0 | 0 | 0.6 | 1 | 0 | 1 | 0 | 0 | 0 | 1.6 |
| vs Western Ky. | 12/11/2021 | | 06:02 | 0-3 | .000 | 0-2 | .000 | 0-0 | .000 | 0 | 0 | 0 | 0.5 | 0 | 1 | 0 | 0 | 0 | 0 | 1.3 |
| at Tennessee | 01/05/2022 | | 03:54 | 0-2 | .000 | 0-0 | .000 | 0-0 | .000 | 0 | 0 | 0 | 0.4 | 0 | 0 | 0 | 0 | 0 | 0 | 1.1 |
| at Texas A&M | 01/11/2022 | | 05:33 | 0-0 | .000 | 0-0 | .000 | 0-0 | .000 | 0 | 0 | 0 | 0.4 | 0 | 0 | 0 | 0 | 0 | 0 | 1.0 |
| Missouri | 01/18/2022 | | 10:20 | 1-3 | .333 | 0-0 | .000 | 0-0 | .000 | 0 | 1 | 1 | 0.4 | 2 | 0 | 0 | 0 | 0 | 2 | 1.1 |
| Arkansas | 01/26/2022 | | 02:01 | 0-2 | .000 | 0-1 | .000 | 0-0 | .000 | 1 | 0 | 1 | 0.5 | 1 | 0 | 0 | 0 | 0 | 0 | 1.0 |
| Alabama | 02/09/2022 | | 04:41 | 0-0 | .000 | 0-0 | .000 | 2-3 | .667 | 0 | 2 | 2 | 0.6 | 0 | 2 | 0 | 0 | 0 | 2 | 1.1 |
| at Missouri | 02/12/2022 | | 06:24 | 1-2 | .500 | 0-1 | .000 | 0-2 | .000 | 0 | 0 | 0 | 0.6 | 2 | 0 | 0 | 0 | 0 | 2 | 1.2 |
| South Carolina | 02/15/2022 | | 03:35 | 0-0 | .000 | 0-0 | .000 | 0-0 | .000 | 0 | 0 | 0 | 0.5 | 0 | 1 | 0 | 0 | 0 | 0 | 1.1 |
| at Georgia | 02/19/2022 | | 13:14 | 2-4 | .500 | 0-0 | .000 | 0-0 | .000 | 0 | 3 | 3 | 0.7 | 1 | 0 | 1 | 0 | 0 | 4 | 1.3 |
| at Auburn | 02/23/2022 | | 17:06 | 2-5 | .400 | 1-2 | .500 | 1-3 | .333 | 0 | 2 | 2 | 0.8 | 0 | 0 | 0 | 1 | 1 | 6 | 1.6 |
| Texas A&M | 02/26/2022 | * | 11:12 | 1-2 | .500 | 0-0 | .000 | 0-1 | .000 | 0 | 0 | 0 | 0.8 | 0 | 0 | 1 | 0 | 0 | 2 | 1.6 |
| at Kentucky | 03/01/2022 | | 10:18 | 4-4 | 1.000 | 0-0 | .000 | 0-0 | .000 | 0 | 3 | 3 | 0.9 | 1 | 0 | 2 | 0 | 0 | 8 | 2.0 |
| Vanderbilt | 03/05/2022 | | 07:26 | 2-4 | .500 | 1-2 | .500 | 0-0 | .000 | 0 | 0 | 0 | 0.8 | 2 | 0 | 0 | 0 | 0 | 5 | 2.2 |
| Totals | | 1 | 123:29 | 17-39 | .436 | 2-9 | .222 | 3-9 | .333 | 1 | 14 | 15 | 0.8 | 13 | 4 | 5 | 1 | 1 | 39 | 2.2 |

10 theo AKWUBA

Montgomery, Ala. • Brewbaker Technology Magnet • Louisiana
Senior • Forward • 6-11 • 225



BIO

AT LOUISIANA

Spent two seasons at Louisiana, playing in 51 total games while making 44 career starts for the Ragin' Cajuns ... Ended Louisiana career third in school history in blocks per game (2.3), sixth in total rebounds per game (8.6), seventh in career blocks (117) and eighth in career offensive rebounds (171).

SENIOR* (2021-22; AT LOUISIANA)

Made 18 starts and 25 appearances ... Led the team and tied for second in the Sun Belt with 2.0 blocks per game ... Averaged 7.9 rebounds which ranked second on the Louisiana roster and fourth in the conference ... Ranked third on the team with 9.1 points per contest ... Recorded at least two blocks in 11 games and was one of just three players in the Sun Belt to total five-plus blocks in multiple games ... Scored a season-high 21 points, grabbed 10 rebounds and blocked five shots in a victory over Georgia Southern (Feb. 23) ... Totaled 16 points, 15 rebounds and blocked three shots against Arkansas State (Jan. 6) ... Contributed 15 points, three blocks, and three rebounds in the Sun Belt Tournament semifinal victory over Troy (March 6) ... Notched 14 points, nine boards and dished two assists against UT Arlington (Feb. 12) ... Scored 13 points, grabbed 11 rebounds and blocked a pair of shots in a win over App State (Dec. 30) ... Totaled 13 points, eight rebounds and a season-high three steals against Xavier (La.) (Nov. 17) ... Posted a double-double with 12 points and 10 rebounds against South Alabama (Jan. 10) ... Scored 11 points, collected nine boards and added a pair of blocks against Little Rock (Feb. 3) ... Recorded a 10-point 10-rebound double-double with three blocks against Marshall (Nov. 23) ... Totaled 10 points and four rebounds in 27 minutes against Jackson State (Nov. 27) ... Tallied 10 boards and added nine points against Indiana (Nov. 21).

JUNIOR (2020-21; AT LOUISIANA)

Ranked among the Division I national leaders in total blocked shots, blocked shots per game, total rebounds, rebounds per game, offensive rebounds per game and double-doubles ... Averaged 11.3 points, 9.3 rebounds, 1.0 assists and 2.6 blocks per game in his first season at Louisiana, converting on 63.5 percent of his field goal attempts (113-for-178) and 71.0 percent of his free throw attempts (66-for-93) ... Named the Sun Belt Conference Defensive Player of the Year after leading the league in blocked shots (68) and blocks per game ... Ranked fourth in the league in rebounds per game ... Finished eighth nationally in total blocks and was 10th in offensive rebounds per game (3.77) ... Sat 13th overall among all Division I players in blocks per game and was 22nd in total rebounds (243), 23rd in double-doubles (10) and 28th in rebounds per game ... Reached double-digit scoring in 17 games during the season and posted 12 games with 10 or more boards ... Blocked at least one shot in 24 of 26 games played ... Was near-perfect from the floor in his Louisiana debut against eventual national champion Baylor (Nov. 28) in the Vegas Bubble ... Scored a then career-high 22 points on 9-of-9 shooting, including his first-ever attempt from behind the 3-point line late in the second half ... Only miss was on the front end of a 1-and-1 in the second half ... Opened the season making 21 of his first 24 attempts from the floor which included a 6-for-9 performance at New Orleans (Dec. 2) and 6-for-6 effort against LSU Shreveport (Dec. 5) ... Notched his first double-double in a Louisiana uniform with 16 points and 15 rebounds at UNO and followed that with 17 points and 11 boards against LSU-S ... Grabbed 10 or more rebounds in five straight games starting with the UNO game and following with LSU-S, LSU Alexandria (12), Louisiana Tech (10) and a home contest against UNO (14) ... Scored 11 points with 14 rebounds and seven blocks against New Orleans (Dec. 15) and equaled his career-high in the following game against McNeese (Dec. 19) ... Opened Sun Belt Conference

play with 10 points, eight rebounds and six blocks in an overtime win on New Year's Day over Texas State ... Scored a career-high 24 points on 10-of-13 shooting and grabbed 10 boards in a win over Arkansas State (Jan. 22) ... Scored in double figures in seven of nine games down the stretch, including 19 points on 9-of-12 shooting against South Alabama (March 6) in the Sun Belt Conference Championships ... Was a combined 13-for-18 from the floor in the SBC Championships ... Scored 16 points, with a 3-pointer, in a road win at ULM (Feb. 13) ... Scored 10 points and grabbed a career-best 16 rebounds in the regular-season finale at Little Rock (Feb. 27).

AT PORTLAND

Spent two seasons playing at Portland, playing in 52 total games while making 26 starts and averaging 15.2 minutes, 3.6 points, 3.8 rebounds and 1.2 blocks per game.

SOPHOMORE (2019-20; AT PORTLAND)

Played in 22 games as a reserve post player, averaging 4.0 points, 3.5 rebounds and 0.8 blocks per game ... Finished 37-for-66 (.561) from the floor ... Posted double-doubles in WCC games at BYU (Jan. 11) and San Diego (Feb. 8) ... Scored 10 points and grabbed 10 rebounds against BYU, going 5-for-8 from the floor with four blocks ... Went 4-for-6 from the floor and scored 10 points with a season-high 11 rebounds (six on offense) at San Diego ... Went 3-for-3 from the floor to finish with six points and three blocks against San Francisco (Jan. 4) ... Made season debut against Evergreen State (Dec. 13), scoring eight points and grabbing five rebounds ... Scored six points and grabbed five rebounds against Houston (Dec. 22) in the Hawaiian Airlines Diamond Head Classic ... Grabbed eight rebounds against Santa Clara (Feb. 1).

FRESHMAN (2018-19; AT PORTLAND)

Started 26 games and made 30 total appearances as a true freshman ... Led the team and ranked second in the WCC with 1.5 blocked shots per game ... His 46 total blocked shots ranked seventh in Portland single-season history and he already is tied for 21st on the career blocked shots charts ... Blocked three or more shots in eight games, including a season-high five blocks against Sacramento State (Feb. 8, 2018) ... Tied for the team lead in rebounds per game (4.0) ... Scored a season-high 13 points in collegiate debut against Multnomah (Nov. 6, 2018) while also adding seven rebounds ... Season-high 13 rebounds versus Lewis & Clark (Nov. 19, 2018) ... Recorded his second-straight double-digit rebound game with 11 boards against USC Upstate (Nov. 21, 2018).

HIGH SCHOOL

Averaged a triple-double as a senior with 11.7 points, 14.1 rebounds and 10.4 blocked shots per game ... garnered Class 5A First Team All-State honors by the Alabama Sports Writers Association (ASWA) ... Shot 57 percent from the field for the Rams and collected 1.1 steals per game ... Led the state of Alabama in blocked shots in both his junior and senior seasons ... Ranked sixth nationally in blocks as a junior ... Participated in the AHSAA North-South All-Star Game ... Recorded a career-high 22 blocks in a single game against Robert Lee High School and had 18 blocks versus Lanier High School ... A late bloomer, he played just two years of varsity high school basketball and a limited amount on the AAU circuit.

PERSONAL

Son of Theodore and Lilian Akwuba ... Born April 27, 2000 ... Pursuing a master's in hospitality management ... Hospitality management major.

THE AKWUBA FILE

| | |
|--------------|-----------------------------|
| BIRTHDAY | APRIL 27, 2000 |
| MAJOR | HOSPITALITY MGMT (MASTER'S) |
| PARENTS | LILIAN & THEODORE AKWUBA |
| CAREER HIGHS | |

Points: 24, vs. Arkansas St. (01/22/21)
Rebounds: 16, at Little Rock (02/27/21)
Assists: 4, vs. Arkansas St. (01/23/21)
Steals: 3, vs. Xavier (La.) (11/17/21)
Blocks: 7, 2x, last vs. McNeese St. (12/19/20)
Field Goals: 10, vs. Arkansas St. (01/22/21)
Free Throws: 6, 5x
Three Pointers: 1, 4x



CAREER STATS

| SEASON | TEAM | GP-GS | MIN/AVG | Field Goals | | 3-Point | | F-Throws | | Rebounds | | | | Scoring | | | | | | | |
|---------------------|------|---------------|------------------|----------------|-------------|------------|-------------|----------------|-------------|------------|------------|------------|------------|--------------|-----------|------------|------------|-----------|------------|------------|----------|
| | | | | FG-FGA | FG% | 3FG-3FGA | 3FG% | FT-FTA | FT% | OFF | DEF | TOT | AVG | PF-FO | A | TO | BLK | STL | PTS | AVG | |
| 2018-19 | UP | 30-26 | 510/17.0 | 41-84 | .488 | 0-0 | .000 | 20-46 | .435 | 35 | 86 | 121 | 4.0 | 72-0 | 7 | 23 | 46 | 8 | 102 | 3.4 | |
| 2019-20 | UP | 22-0 | 280/12.7 | 37-66 | .561 | 0-0 | .000 | 13-27 | .481 | 26 | 51 | 77 | 3.5 | 44-1 | 6 | 24 | 18 | 5 | 87 | 4.0 | |
| 2020-21 | LA | 26-26 | 728/28.0 | 113-178 | .635 | 2-2 | 1.000 | 66-93 | .710 | 98 | 145 | 243 | 9.3 | 74-4 | 25 | 52 | 68 | 9 | 294 | 11.3 | |
| 2021-22 | LA | 25-18 | 643/25.7 | 85-155 | .548 | 2-4 | .500 | 55-81 | .679 | 73 | 125 | 198 | 7.9 | 55-1 | 17 | 42 | 50 | 15 | 227 | 9.1 | |
| TOTAL FOR OM | | 0-0 | 0/0.0 | 0-0 | .000 | 0-0 | .000 | 0-0 | .000 | 0 | 0 | 0 | 0.0 | 0-0 | 0 | 0 | 0 | 0 | 0 | 0 | 0 |
| TOTAL | | 103-70 | 2161/21.0 | 276-483 | .571 | 4-6 | .667 | 154-247 | .623 | 232 | 407 | 639 | 6.2 | 245-6 | 55 | 141 | 182 | 37 | 710 | 6.9 | |

3 myles BURNS

Houston, Texas • Lamar • Loyola New Orleans
Senior • Forward • 6-6 • 210



BIO

AT LOYOLA NEW ORLEANS

Spent four years at Loyola-New Orleans, playing in 120 games and making 111 starts for the Wolf Pack ... Ended his career having been a four-time NAIA All-American honoree, four-time SSAC Defensive Player of the Year and four-time First-Team All-SSAC selection ... Finishes his time at Loyola ranked second all-time in points (1,852), second in rebounds (1,069), seventh in assists (298), first in steals (358) and fourth in blocks (116) ... His 358 career steals sits 163 higher than any other Wolf Pack player in program history ... Helped lead Loyola-New Orleans to winning the 2022 NAIA National Championship, as well as helping the Wolf Pack capture SSAC Conference Championships in 2022 and 2019.

SENIOR* (2021-22; AT LOYOLA NEW ORLEANS)

His list of accolades in his senior season include NAIA National Championship Tournament MVP, NAIA Second-Team All-America, SSAC Defensive Player of the Year, First-Team All-SSAC, SSAC Championship Tournament MVP, Marques Haynes Award, Greater New Orleans Amateur Athlete of the Month (March), and he was named SSAC Player of the Week three times ... In 37 games at 29.8 minutes per game, he averaged 15.2 points on 53.8 percent shooting, 8.9 rebounds, 3.4 assists, and 4.1 steals per game ... Collected more steals than any other player across all divisions of college basketball to earn the Marques Haynes Award, breaking the single-season steals record for an SSAC player ... Owns the top three single-season steals records in Loyola history and finished his career with 358, which is over 150 more than the next highest player ... Grabbed a total of 329 rebounds, which is the second-most in a season in Loyola history ... His 563 total points scored were the 10th-most in a season in Loyola history, and his 127 assists were the eighth-most in a season in Loyola history ... Finished his career in second place on Loyola's all-time scoring and rebounding lists with 1,852 points and 1,069 rebounds in his career ... Ranks seventh in career assists in Wolf Pack history with 298 and fourth in blocks with 116 ... In six games at the NAIA National Championship, he averaged 19.8 points, 11.8 rebounds, and 5.2 steals per game to capture the MVP award.

JUNIOR (2020-21; AT LOYOLA NEW ORLEANS)

Started 19 of his 20 games played at 30.6 minutes per game ... Selected as an NAIA All-American Honorable Mention for the third time ... Named the SSAC Defensive Player of the Year and First-Team All-Conference for the third year in a row ... Named to the All-Tournament Team for the SSAC Championship ... Named SSAC Player of the Week on Feb. 8 after scoring a career-high 39 points on 15-22 (68%) shooting, adding nine rebounds and four steals against William Carey ... Averaged 16.3 points, 9.2 rebounds, 2.3 assists, 2.0 steals, and 1.1 blocks per game on 44.4 percent from the field ... Hit 20 three-pointers, second-most on the team, at 36.4 percent, the best mark of his career ... Improved his free throw percentage to 59.5, hitting the second-most foul shots on the team at 69 ... Ended the season at fifth all-time in Loyola career rebounds, with 740 through three seasons ... Sits atop the all-time steals leaderboard in the Loyola record book, now with 206 steals through three seasons ... After three

seasons, ranks fourth in career blocks in Loyola history with 89 for his career.

SOPHOMORE (2019-20; AT LOYOLA NEW ORLEANS)

Appeared in 30 games with 24 starts... NAIA All-America Honorable Mention... SSAC Defensive Player of the Year for the second straight season... SSAC First Team All-Conference... SSAC All-Tournament Team... All-Louisiana Third Team... Broke school record with 166 steals in a career... Named National Jesuit Player of the Week on Jan. 21... Finished the season third in the NAIA in steals per game (2.7, also a team-high) and total steals (81)... Finished the season seventh in the NAIA in offensive rebounds per game (3.4)... Totaled 11 double-doubles... Averaged 30.5 minutes, 14.1 points, eight rebounds, 2.1 assists, 0.7 blocks (team-high) per game... Shot 49 percent from the field... Scored a season-high 29 points twice this season, once against Carver College on Nov. 1 and against Faulkner on Feb. 20... Recorded a season-high 14 rebounds against Bethel on March 5... Had a career-high nine steals against Spring Hill College on Jan. 15... Tallied a career-high eight assists against Southeastern Baptist on Oct. 26.

FRESHMAN (2018-19; AT LOYOLA NEW ORLEANS)

Played in all 34 games during his freshman campaign, starting in 32 ... Averaged 15.9 points, 9.4 rebounds, 1.8 assists, 2.5 steals, and 1.4 blocks per game ... Led the team in rebound, steal, and block averages ... Hit the double-figures in scoring in 28 of 34 games, pouring in a season-high 30 against the Virgin Islands on November 2 ... Notched 15 double-doubles, which ranked second on the team ... Named SSAC and National Jesuit Player of the Week on January 29 after a week in which he averaged 18 points, 13 rebounds, 2.7 blocks, and three steals in wins against Florida College and Brewton-Parker ... Put up a team-high 17 points, 13 boards, and three blocks in Loyola's SSAC Championship-clinching victory over Middle Georgia State on March 2, earning Tournament MVP honors ... Scored 16 points to go along with nine rebounds and five steals in the Pack's opening-round victory against No. 9 Missouri Baptist at the NAIA National Championship ... One of three Loyola players named to the SSAC All-Freshman Team ... Named NAIA All-American Honorable Mention, First-Team All-SSAC, SSAC Defensive Player of the Year, and LSWA Third-Team All-Louisiana ... Tied the Loyola record for total rebounds in a single season with 319 boards, which ranked fifth in the NAIA ... Grabbed the most steals in the NAIA with 85, also setting the program record for most steals in a season ... Poured in 541 points, which ranks 10th for most points scored in a single season in program history ... His 46 blocks rank as the eighth-most in a single season in Loyola history.

HIGH SCHOOL

First-Team All-Defensive selection while at Lamar High School ... Averaged 18 points and 12 rebounds per game his senior season to help lead the Texans to a No. 23 ranking in the state of Texas ... Two-sport star for Lamar, playing both basketball and football for the Texans.

THE BURNS FILE

| | |
|--|--|
| BIRTHDAY | FEB. 12, 2000 |
| MAJOR | INTEGRATED MARKETING COMMUNICATIONS |
| PARENTS | JUANITA COLLINS |
| CAREER HIGHS (NAIA INCLUDED) | |
| Points: 39, at William Carey (02/02/21) | |
| Rebounds: 19, vs. Dillard (11/30/21) | |
| Assists: 10, vs. William Carey (01/22/22) | |
| Steals: 10, 3x, MR: vs. Benedictine Mesa (03/11/22) | |
| Blocks: 5, vs. Florida College (01/24/19) | |
| Field Goals: 15, at William Carey (02/02/21) | |
| Free Throws: 9, So. New Orleans (10/28/18) | |
| Three Pointers: 3, 3x, MR: vs. William Carey (02/24/22) | |



33 josh MBALLA

Bordeaux, France • Putnam Science Academy • Buffalo
Senior • Forward • 6-7 • 220



BIO

AT BUFFALO

Played in 82 games for Buffalo, making a grand total of 64 starts for the Bulls ... A two-time Second-Team All-MAC selection, as well as the 2021 MAC Defensive Player of the Year ... Helped the Bulls punch their ticket into the 2021 NIT field ... Ends his career ranked second all-time in rebounds per game (9.6), second in offensive rebounds (324), fifth in defensive rebounds (461), fifth in total rebounds (785), eight in blocks per game (0.8) and 10th in blocks (69) ... Single-season record holder for Buffalo for most offensive rebounds (127) in 2019-20 season ... Current single-game record-holder at UB for offensive rebounds (11, 2x), total rebounds (20, vs. Akron 2021) and steals (7, vs. Kent State 2021).

SENIOR* (2021-22; AT BUFFALO)

Played in 28 games, starting 25 contests ... Averaged 13.0 points and a team-high 8.6 rebounds per game, while being named Second-Team All-MAC ... Had nine double-doubles on the year beginning with 17 points and 10 rebounds at North Texas (Nov. 15) ... Had 26 points and 17 rebounds against Miami (OH) (Dec. 29) ... Also finished with 23 points and 17 at the RedHawks (Feb. 22) ... Finished with 20 points and 11 boards at Bowling Green (Feb. 15).

JUNIOR (2020-21; AT BUFFALO)

Played in 22 games, starting 19 of those contests ... Named the MAC Defensive Player of the Year and a Second-Team All-MAC selection ... Averaged a double-double on the year with 15.3 points and a team-best 10.8 rebounds per contest ... Set the MAC Tournament record for rebounds in a tournament with 50 over three games, tying the single-game record with 20 rebounds, while adding 16 points against Akron (March 12) ... Added 23 points and 19 rebounds in the quarterfinal win over Miami (March 11) and had 16 points and 11 boards in the championship against Ohio (March 13) ... Recorded a career high 27 points at Syracuse (Dec. 19), one of six times he scored 20 or more points ... Had 22 points and 16 rebounds at Ball State (Feb. 2) after registering 19 points and 19 boards at home against the Cardinals (Jan. 9).

SOPHOMORE (2019-20; AT BUFFALO)

Played in all 32 games, starting the first 20 before coming off the bench for the final 12 ... Averaged 10.8 points per game and 9.6 rebounds per contest ... Finished with 308 rebounds, the most by a UB player in over 40 years ... Finished in the top 10 nationally in offensive rebounding ... Had 11 double-doubles on the season ... Had 15 points against UConn (Nov. 21) and 13 points and 11 rebounds against Towson (Nov. 22) ... Recorded

14 rebounds in Buffalo's win at DePaul (Dec. 8) and had 14 points and 15 rebounds against St. Bonaventure (Dec. 30) ... Had 12 points and 13 rebounds at Miami (OH) (Jan. 10) and finished with a season-best 18 points against Western Michigan (Jan. 21) ... Had 13 points and 17 rebounds at Akron (Jan. 28) in his first game off the bench, a stretch of three straight double-doubles ... Recorded 16 points and 15 boards against Ball State (Feb. 18) and 13 points and 14 boards at Kent State (Feb. 21) ... Over the final two regular season games, he recorded 10 points and 14 boards against Miami (OH) (March 3) and 16 points and 12 boards at Bowling Green (March 6) ... Also led the team in blocked shots with 35 on the year.

AT TEXAS TECH

Played in a total of 17 games for Texas Tech, averaging 3.4 minutes per contest ... Ended his time with the Red Raiders having scored 13 points, grabbed five rebounds and recorded two assists, steals and blocks in his one year on campus ... Was a member of Texas Tech's 31-7 squad that reached the NCAA National Championship title game.

FRESHMAN (2018-19; AT TEXAS TECH)

Appeared in 17 games in his freshman season for the Red Raiders with a season-high three points at Kansas ... Also scored in games against Incarnate Word, Northern Colorado, Northwestern State, Abilene Christian and Baylor ... Finished the season 4-for-9 from the field and had two blocked shots coming against Kansas and West Virginia ... Gained NCAA Tournament experience in the second-round win over Buffalo and the Sweet 16 victory over Michigan ... A member of Texas Tech's 31-7 squad that ultimately would reach the 2019 NCAA National Championship before falling to Virginia in overtime 85-77.

HIGH SCHOOL

Prepped at Putnam Science Academy in Connecticut under Tom Espinosa ... Turned in a 38-4 record and won the program's first national championship in 2018 ... Was born in Detroit, Michigan but grew up in Bordeaux, France where he played for Kameet Academy while growing up before coming back to the United States for high school ... possesses extensive international experience with the French National Team ... Played in the FIBA U17 World Championships in 2016 and the FIBA U18 European Championships in 2017.

| THE MBALLA FILE | |
|-----------------|-----------------------------------|
| BIRTHDAY | JULY 29, 1999 |
| MAJOR | SPORT & RECREATION ADMIN |
| PARENTS | MIERELLE MBALLA |
| CAREER HIGHS | |
| Points: | 29, vs. Illinois State (11/24/21) |
| Rebounds: | 20, vs. Akron (03/12/21) |
| Assists: | 6, vs. Ball State (01/09/21) |
| Steals: | 7, at Kent State (01/19/21) |
| Blocks: | 5, vs. Miami-Ohio (12/29/21) |
| Field Goals: | 12, vs. Illinois State (11/24/21) |
| Free Throws: | 9, at Ball State (02/02/21) |
| Three Pointers: | 3, at WKU (12/08/21) |




CAREER STATS

| SEASON | TEAM | GP-GS | MIN/AVG | Field Goals | | 3-Point | | F-Throws | | Rebounds | | | | Scoring | | | | | | | |
|---------------------|--------------|------------------|----------------|-------------|--------------|-------------|----------------|-------------|------------|-------------|------------|------------|--------------|------------|------------|-----------|------------|-------------|-------------|----------|------------|
| | | | | FG-FGA | FG% | 3FG-3FGA | 3FG% | FT-FTA | FT% | OFF | DEF | TOT | AVG | PF-FO | A | TO | BLK | STL | PTS | AVG | |
| 2018-19 | TTU | 17-0 | 57/3.3 | 4-9 | .444 | 0-1 | .000 | 5-14 | .357 | 2 | 3 | 5 | 0.3 | 6-0 | 2 | 3 | 2 | 2 | 13 | 0.8 | |
| 2019-20 | UB | 32-20 | 832/26.0 | 127-226 | .562 | 0-1 | .000 | 92-156 | .590 | 127 | 181 | 308 | 9.6 | 98-4 | 31 | 55 | 35 | 42 | 346 | 10.8 | |
| 2020-21 | UB | 22-19 | 645/29.3 | 120-247 | .486 | 5-20 | .250 | 91-134 | .679 | 94 | 143 | 237 | 10.8 | 55-2 | 41 | 52 | 10 | 34 | 336 | 15.3 | |
| 2021-22 | UB | 28-25 | 771/27.5 | 134-274 | .489 | 9-35 | .257 | 86-133 | .647 | 103 | 137 | 240 | 8.6 | 72-2 | 31 | 65 | 24 | 34 | 363 | 13.0 | |
| TOTAL FOR OM | 0-0 | 0/0.0 | 0-0 | .000 | 0-0 | .000 | 0-0 | .000 | 0-0 | .000 | 0 | 0 | 0 | 0.0 | 0-0 | 0 | 0 | 0 | 0 | 0 | 0.0 |
| TOTAL | 99-64 | 2304/23.3 | 385-756 | .509 | 14-57 | .246 | 274-437 | .627 | 326 | 464 | 790 | 8.0 | 231-8 | 105 | 175 | 71 | 112 | 1058 | 10.7 | | |

00 jayveous MCKINNIS

Pearl, Miss. • Brandon • Jackson State

Senior • Forward • 6-7 • 225



BIO

AT JACKSON STATE

Spent four years at Jackson State, playing in 103 total games and making 96 starts for the Tigers ... Ended his career at JSU ranking second all-time in rebounding (1005), second in rebounds per game (9.8), third in blocks (229) and third in blocks per game (2.2) while also tallying 1,071 career points ... Finished Jackson State career as a two-time BOXTOROW HBCU All-American and a three-time SWAC Defensive Player of the Year.

SENIOR* (2021-22; AT JACKSON STATE)

Played in 27 games for the Tigers in 2021-22, starting in 26 of those appearances on the year ... Named a BOXTOROW HBCU First-Team All-American ... Captured the SWAC Defensive Player of the Year Award for the third-consecutive season ... Also a First-Team All-SWAC selection, marking his second time receiving a first-team all-conference nod in his career ... Finished the year ranked ninth in the country in blocks per game (2.93), 15th in offensive rebounds per game (3.3), 15th in total rebounds per game (10.2), 20th in total blocks (79), 25th in defensive rebounds per game (6.89), 25th in field goal percentage (56.6) and 44th in total rebounds (275), all categories that he would rank first in the SWAC in ... Earned nine blocks in a single game twice during his senior year against Drake (December 16, 2021) and Bethune-Cookman (Jan. 22, 2022), marking a Jackson State single-game record for most blocks in a single game ... Ended his senior campaign with 14 double-doubles on the year, ranking 17th in the nation and first in the conference in the category ... Served as team captain for the Tigers.

JUNIOR (2020-21; AT JACKSON STATE)

Appeared in 16 of Jackson State's 18 games on the year, helping to lead the Tigers to a perfect 11-0 SWAC record enroute to being named Co-SWAC Regular Season Champions ... Earned SWAC Defensive Player of the Year honors for the second season in-a-row ... Named Second-Team All-SWAC for his junior campaign ... Finished the season ranked second in the nation in defensive rebounds per game (9.44) ... Ranked No. 12 in the country in offensive rebounds per game (3.75), 27th in the nation in blocks per game (2.12) and 27th in double-doubles (9), leading the SWAC in all three categories on the year ... Set the Jackson State single-

season record for total rebounds per game average (13.2), ranking second in the country ... Wrapped up the year averaging a double-double with his 13.2 rebounds per game standing alongside him averaging 12.5 points per game ... Scored a career-high 21 points against Bradley (December 17, 2020).

SOPHOMORE (2019-20; AT JACKSON STATE)

Started in 31 of his 32 appearances for Jackson State during his sophomore season ... Named SWAC Defensive Player of the Year after recording 1.88 blocks per game and 0.9 steals per game on the year ... Capped off his sophomore year ranked 48th in the country in total rebounds per game (9.3) ... Finished the year with 10 double-doubles, 298 total rebounds with 200 of those coming defensively ... Earned 58 blocks and 29 steals on the year ... Scored 305 total points to average 9.5 points per game ... Finished the year shooting 64.1% going 125-of-195 from the field ... Earned a career-high total of 20 rebounds in the team's 87-70 win over Mississippi Valley State (Feb. 29, 2020).

FRESHMAN (2018-19; AT JACKSON STATE)

Made 27 starts in 28 appearances to open his collegiate career with Jackson State ... Named a BOXTOROW HBCU Second-Team All-American ... Received First-Team All-SWAC honors ... Awarded with the SWAC Freshman of the Year Award ... Finished the year leading the conference in blocks per game (2.1) as well as in field goal percentage (67.3) ... Finished his freshman campaign having recorded four double-doubles on the year ... Scored 236 total points (8.4 points per game) on a 103-of-155 clip from the field ... Also tallied 218 total rebounds (7.8 per game), 59 blocks and 28 steals.


HIGH SCHOOL

Averaged 9.6 points, 8.6 rebounds and 2.7 blocks during his senior season at Brandon High School ... Named Defensive Player of the Year by his team for his efforts during his senior year.

PERSONAL

Son of Chiquita Williams and Troy McKinnis ... Born August 19, 1999 ... Pursuing a master's in criminal justice with an emphasis in criminal justice leadership.

| THE MCKINNIS FILE | |
|-------------------|--|
| BIRTHDAY | AUGUST 19, 1999 |
| MAJOR | CRIMINAL JUSTICE (MASTER'S) |
| PARENTS | CHIQUITA WILLIAMS & TROY MCKINNIS |
| CAREER HIGHS | |
| Points: | 21, at Bradley (12/17/20) |
| Rebounds: | 20, vs. MVSU (02/29/20) |
| Assists: | 3, 2x, last at Illinois State (12/04/21) |
| Steals: | 5, at Illinois (11/09/21) |
| Blocks: | 9, 2x, last at Beth.-Cookman (01/22/22) |
| Field Goals: | 9, 4x |
| Free Throws: | 7, at Southern (02/08/21) |
| Three Pointers: | -- |



CAREER STATS

| SEASON | TEAM | GP-GS | MIN/AVG | Field Goals | | 3-Point | | F-Throws | | Rebounds | | | | Scoring | | | | | | | |
|---------------------|------|---------------|------------------|----------------|-------------|------------|-------------|----------------|-------------|------------|------------|-------------|------------|--------------|-----------|------------|------------|------------|-------------|-------------|------------|
| | | | | FG-FGA | FG% | 3FG-3FGA | 3FG% | FT-FTA | FT% | OFF | DEF | TOT | AVG | PF-FO | A | TO | BLK | STL | PTS | AVG | |
| 2018-19 | JSU | 29-27 | 754/26.0 | 105-158 | .665 | 0-1 | .000 | 30-61 | .492 | 83 | 144 | 227 | 7.8 | 81-1 | 8 | 20 | 59 | 29 | 240 | 8.3 | |
| 2019-20 | JSU | 32-31 | 967/30.2 | 125-195 | .641 | 0-1 | .000 | 55-113 | .487 | 98 | 199 | 297 | 9.3 | 96-3 | 12 | 30 | 60 | 29 | 305 | 9.5 | |
| 2020-21 | JSU | 16-14 | 520/32.5 | 78-136 | .574 | 0-0 | .000 | 44-71 | .620 | 60 | 151 | 211 | 13.2 | 46-1 | 10 | 30 | 34 | 18 | 200 | 12.5 | |
| 2021-22 | JSU | 27-26 | 859/31.8 | 142-251 | .566 | 0-1 | .000 | 51-88 | .580 | 89 | 186 | 275 | 10.2 | 67-3 | 17 | 36 | 79 | 28 | 335 | 12.4 | |
| TOTAL FOR OM | | 0-0 | 0/0.0 | 0-0 | .000 | 0-0 | .000 | 0-0 | .000 | 0 | 0 | 0 | 0.0 | 0-0 | 0 | 0 | 0 | 0 | 0 | 0 | 0.0 |
| TOTAL | | 104-98 | 3099/29.8 | 450-740 | .608 | 0-3 | .000 | 180-333 | .541 | 330 | 680 | 1010 | 9.7 | 290-8 | 47 | 116 | 232 | 104 | 1080 | 10.4 | |

1 amaree
ABRAM

Port Arthur, Texas • Southern California Academy
Freshman • Guard • 6-4 • 190



BIO

HIGH SCHOOL

A four-star point guard, rated as the No. 98 overall player in ESPN 100's rankings ... Ranked as the No. 20 point guard in the nation and No. 11 player from the state of Texas in the ESPN 100 ... Helped lead Southern California Academy to a 2022 Saint James Invitational Tournament Championship win, finding a place on the SJIT All-Tournament Team for his efforts ... Averaged 16 points and seven assists across his senior season at SCA, which was topped by a monster 38 points, 11 rebounds, eight assists and a school-record 10 threes made to lead his nationally ranked squad over 1-of-1 Academy ... Claimed a tournament

title at the 2021 John Wall Holiday Invitational, with SCA winning the tournament's TJ Warren Bracket ... An All-District and All-Region Team selection throughout his high school playing career ... A nominee for the West Region for the 2022 McDonald's All-American Game.

PERSONAL

Son of Jamie Lott ... Has two sisters ... Born May 22, 2004 ... General business major.

| THE ABRAM FILE | |
|----------------|------------------|
| BIRTHDAY | MAY 22, 2004 |
| MAJOR | GENERAL BUSINESS |
| PARENTS | JAMIE LOTT |



2 tj
CALDWELL

Dallas, Texas • Faith Family Academy
Freshman • Guard • 6-4 • 190



BIO

HIGH SCHOOL

A four-star shooting guard, rated as the No. 97 overall player in ESPN 100's rankings ... Ranked as the No. 19 shooting guard in the nation and the No. 10 player from the state of Texas in the ESPN 100 ... An All-State and All-Region selection while playing at Faith Family Academy, while also being a First-Team All-District honoree ... Helped lead Faith Family Academy to three UIL Class 4A Texas State Championships (2022, 2020, 2019) ... Named 2022 TABC Class 4A Player of the Year ... Named MVP of the 2022 UIL Class 4A State Championship game, scoring 20 points on 8-of-14 shooting while going 4-of-8 from behind the arc ... Selected to participate in the 24K Showcase at the 2022 Iverson Classic ... Concluded his junior season averaging 17.0

points and 5.0 assists per game while shooting 39.0% from the field.

| THE CALDWELL FILE | |
|-------------------|--|
| BIRTHDAY | MARCH 23, 2004 |
| MAJOR | FRESHMAN STUDIES |
| PARENTS | TYRONE CALDWELL SR. & CORETTA PILOT-CALDWELL |



13 robert
COWHERD

Grayson, Ga. • Southern California Academy
Freshman • Guard • 6-5 • 195



BIO

HIGH SCHOOL

A four-star shooting guard, rated as the No. 216 overall player in 247Sports' rankings ... Ranked as the No. 29 shooting guard in the nation and No. 24 player from the state of California according to 247Sports ... A former First-Team All-Region selection for Georgia's Region 4-AAAAAAA whilst playing at Grayson High and Denmark High in Georgia ... Second-Team All-State selection for the state of Georgia prior to his playing at Southern California Academy ... Helped lead Southern California Academy to a 2022 Saint James Invitational Tournament Championship win alongside Rebel teammate Amaree Abram ...


Claimed a tournament title at the 2021 John Wall Holiday Invitational, with SCA winning the tournament's TJ Warren Bracket ... Selected to play in The 24 High School All-Star Game presented by Academy Sports in 2022 ... A nominee for the West Region for the 2022 McDonald's All-American Game.

| THE COWHERD FILE | |
|------------------|-------------------------|
| BIRTHDAY | JUNE 23, 2003 |
| MAJOR | GENERAL BUSINESS |
| PARENTS | ROBERT & STACEY COWHERD |



12 malique
EWIN

Lawrenceville, Ga. • Berkmar
Freshman • Forward • 6-10 • 220




BIO

HIGH SCHOOL

A four-star center, rated as the No. 81 overall player in ESPN 100's rankings ... Ranked as the No. 19 center in the nation and No. 4 player from the state of Georgia in the ESPN 100 ... Named Georgia's Region 7-AAAAAAA Player of the Year ... An All-State, All-Metro and All-County selection throughout his high school career ... Two-time Gwinnett Daily Post Preseason Super Six Selection ... Wrapped up his junior season averaging 17.1 points per game, 10.3 rebounds per game, 2.1 blocks per game and 1.9 assists per game.

| THE EWIN FILE | |
|---------------|------------------|
| BIRTHDAY | MAY 13, 2003 |
| MAJOR | FRESHMAN STUDIES |
| PARENTS | NATASHA LEWIS |



NOTE: Ole Miss wins listed in bold>



OLE MISS LEADS 4-0

In Oxford: Ole Miss leads 2-0
In Lorman: Ole Miss leads 1-0
Neutral: Ole Miss leads 1-0

| | OM | ALCORN | | |
|-----------------------|-----|--------|---|---|
| 12/07/85 Alcorn State | 76 | 70 | N | W |
| 12/15/84 Alcorn State | 111 | 67 | H | W |
| 12/30/05 Alcorn State | 82 | 69 | A | W |
| 12/30/10 Alcorn State | 100 | 62 | H | W |



OLE MISS LEADS 1-0

In Oxford: Ole Miss leads 1-0

| | OM | FAU | | |
|--------------|----|-----|---|---|
| 01/16/95 FAU | 77 | 49 | H | W |



OLE MISS LEADS 4-2

In Oxford: Ole Miss leads 3-0
In Chattanooga: Tied 1-1
Neutral: Chattanooga leads 1-0

| | OM | CHATT | | |
|----------------------|----|-------|---|---|
| 01/20/47 Chattanooga | 64 | 36 | H | W |
| 02/11/47 Chattanooga | 56 | 49 | A | W |
| 12/07/59 Chattanooga | 94 | 76 | H | W |
| 02/09/60 Chattanooga | 74 | 76 | A | L |
| 12/20/85 Chattanooga | 78 | 89 | N | L |
| 12/16/18 Chattanooga | 90 | 70 | H | W |



OLE MISS LEADS 4-0

In Oxford: Ole Miss leads 2-0
Neutral: Ole Miss leads 2-0

| | OM | UTM | | |
|--------------------|----|-----|---|---|
| 12/16/01 UT Martin | 83 | 72 | N | W |
| 12/21/04 UT Martin | 92 | 64 | N | W |
| 11/11/16 UT Martin | 86 | 83 | H | W |
| 12/22/20 UT Martin | 90 | 43 | H | W |



FIRST MEETING



MEMPHIS LEADS 28-15

In Oxford: Ole Miss leads 11-6
In Memphis: Memphis leads 20-3
Neutral: Memphis leads 2-1
Overtime: Memphis leads 3-0

| | OM | MEM | | |
|-----------------------|----|-----|---|---|
| 1/28/10 Memphis | 11 | 23 | A | L |
| 1/12/23 Memphis | 14 | 16 | H | L |
| 1/13/23 Memphis | 25 | 16 | H | W |
| 1/11/24 Memphis | 43 | 18 | H | W |
| 1/12/24 Memphis | 20 | 14 | H | W |
| 2/2/25 Memphis | 52 | 19 | H | W |
| 2/3/25 Memphis | 45 | 14 | H | W |
| 12/15/39 Memphis | 40 | 29 | H | W |
| 2/11/52 Memphis | 42 | 47 | A | L |
| 2/18/53 Memphis | 65 | 72 | A | L |
| 2/9/54 Memphis | 75 | 82 | A | L |
| 1/25/58 Memphis | 62 | 65 | A | L |
| 1/24/59 Memphis | 63 | 65 | A | L |
| 1/23/60 Memphis | 57 | 96 | A | L |
| 1/28/61 Memphis | 61 | 88 | A | L |
| 12/22/62 Memphis | 62 | 70 | A | L |
| 12/7/63 Memphis | 57 | 79 | N | L |
| 12/21/63 Memphis | 78 | 98 | A | L |
| 12/10/71 Memphis | 71 | 74 | N | L |
| 12/21/76 Memphis | 83 | 88 | A | L |
| 12/20/77 Memphis | 67 | 70 | A | L |
| 12/26/78 Memphis | 92 | 89 | N | W |
| 12/22/79 Memphis | 75 | 80 | A | L |
| 12/30/80 Memphis | 64 | 69 | H | L |
| 12/29/81 Memphis (OT) | 55 | 61 | A | L |
| 12/30/82 Memphis | 58 | 63 | H | L |
| 12/13/83 Memphis | 55 | 73 | A | L |
| 12/11/84 Memphis (OT) | 52 | 57 | H | L |
| 12/17/85 Memphis | 56 | 73 | A | L |
| 12/12/98 Memphis (OT) | 72 | 78 | A | L |

| | | | | |
|-----------------------|----|----|---|---|
| 12/11/99 Memphis | 74 | 64 | H | W |
| 12/9/00 Memphis | 64 | 56 | A | W |
| 12/7/01 Memphis | 71 | 67 | H | W |
| 12/19/02 Memphis | 51 | 58 | A | L |
| 12/6/03 Memphis | 62 | 73 | H | L |
| 12/11/04 Memphis | 65 | 53 | A | W |
| 12/17/05 Memphis | 49 | 72 | H | L |
| 12/9/06 Memphis | 70 | 82 | A | L |
| 3/19/10 Memphis (NIT) | 90 | 81 | H | W |
| 12/18/15 Memphis | 85 | 79 | A | W |
| 12/3/16 Memphis | 85 | 77 | H | W |
| 11/23/19 Memphis | 86 | 87 | A | L |
| 12/4/21 Memphis | 67 | 63 | H | W |



SERIES TIED 1-1

Neutral: Tied 1-1


| | OM | VALPO | | |
|----------------------------|----|-------|---|---|
| 12/29/69 Valparaiso | 80 | 77 | N | W |
| 03/13/98 Valparaiso (NCAA) | 69 | 70 | N | L |



OLE MISS LEADS 3-0

In Oxford: Ole Miss leads 2-0
In Orlando: Ole Miss leads 1-0

| | OM | UCF | | |
|--------------|----|-----|---|---|
| 12/08/07 UCF | 76 | 67 | A | W |
| 11/26/08 UCF | 78 | 46 | H | W |
| 01/05/10 UCF | 84 | 56 | H | W |



TEMPLE LEADS 3-1

In Oxford: Ole Miss leads 1-0
In Philadelphia: Temple leads 1-0
Neutral: Temple leads 2-0

| | OM | TEM | | |
|------------------------|----|-----|---|---|
| 12/28/87 Temple | 61 | 70 | N | L |
| 03/14/97 Temple (NCAA) | 40 | 62 | N | L |
| 11/22/97 Temple | 87 | 74 | H | W |
| 11/18/98 Temple | 62 | 68 | A | L |



OLE MISS LEADS 4-0

In Oxford: Ole Miss leads 2-0
In Florence: Ole Miss leads 2-0

| | OM | UNA | | |
|------------------------|-----|-----|---|---|
| 12/15/52 North Alabama | 111 | 92 | A | W |
| 01/31/53 North Alabama | 82 | 48 | H | W |
| 01/02/62 North Alabama | 68 | 64 | A | W |
| 01/29/62 North Alabama | 80 | 70 | H | W |



TENNESSEE LEADS 76-45

In Oxford: Tennessee leads 27-26
In Knoxville: Tennessee leads 44-12
Neutral: Ole Miss leads 7-5
Postseason: Ole Miss leads 7-5
Overtime: Ole Miss leads 4-2

| | OM | UT | | |
|------------------------|----|-----|---|---|
| 1/28/24 Tennessee | 36 | 17 | H | W |
| 1/29/24 Tennessee | 24 | 13 | H | W |
| 2/10/25 Tennessee | 13 | 15 | A | L |
| 2/12/27 Tennessee | 39 | 34 | A | W |
| 3/3/38 Tenn. (SEC-T) | 45 | 40 | N | W |
| 2/8/41 Tennessee | 29 | 61 | A | L |
| 1/10/42 Tennessee | 39 | 42 | H | L |
| 3/1/45 Tenn. (SEC-T) | 37 | 59 | N | L |
| 1/11/46 Tennessee | 42 | 65 | H | L |
| 2/10/47 Tennessee | 28 | 61 | A | L |
| 3/5/48 Tenn. (SEC-T) | 62 | 81 | N | L |
| 3/4/49 Tenn. (SEC-T) | 49 | 74 | N | L |
| 2/25/50 Tennessee | 57 | 79 | A | L |
| 2/10/51 Tennessee | 65 | 67 | H | L |
| 1/12/52 Tennessee | 69 | 76 | A | L |
| 1/5/53 Tennessee | 71 | 81 | H | L |
| 2/15/54 Tennessee | 92 | 73 | A | W |
| 2/14/55 Tennessee | 78 | 84 | H | L |
| 2/13/56 Tennessee | 63 | 65 | A | L |
| 2/11/57 Tennessee | 88 | 98 | H | L |
| 2/10/58 Tennessee | 63 | 68 | A | L |
| 2/9/59 Tennessee | 82 | 85 | H | L |
| 2/8/60 Tennessee | 71 | 81 | A | L |
| 2/13/61 Tennessee | 57 | 55 | H | W |
| 2/12/62 Tennessee | 98 | 81 | A | W |
| 2/11/63 Tennessee | 85 | 78 | H | W |
| 2/10/64 Tennessee | 54 | 92 | A | L |
| 2/8/65 Tennessee | 50 | 96 | H | L |
| 1/8/66 Tennessee | 55 | 102 | A | L |
| 1/28/67 Tennessee | 49 | 62 | A | L |
| 2/4/67 Tennessee (OT) | 56 | 53 | H | W |
| 1/27/68 Tennessee | 65 | 66 | H | L |
| 2/3/68 Tennessee | 46 | 88 | A | L |
| 1/6/69 Tennessee | 54 | 59 | H | L |
| 2/10/69 Tennessee | 45 | 61 | A | L |
| 1/5/70 Tennessee (2OT) | 59 | 57 | A | W |
| 2/9/70 Tennessee | 60 | 72 | H | L |
| 1/4/71 Tennessee | 85 | 98 | H | L |
| 2/8/71 Tennessee | 74 | 80 | A | L |
| 1/10/72 Tennessee | 70 | 73 | A | L |
| 2/14/72 Tennessee | 58 | 68 | H | L |
| 1/8/73 Tennessee | 60 | 52 | H | W |
| 2/12/73 Tennessee | 49 | 51 | A | L |
| 1/12/74 Tennessee | 69 | 57 | H | W |



ALABAMA LEADS 125-58

In Oxford: Ole Miss leads 44-40
 In Tuscaloosa: Alabama leads 74-11
 Neutral: Alabama leads 11-3
 Postseason: Alabama leads 6-2
 Overtime: Alabama leads 3-1

| | OM | UA | | | |
|----------|-------------------|----|----|---|---|
| 1/19/21 | Alabama | 22 | 18 | A | W |
| 1/20/21 | Alabama | 17 | 21 | A | L |
| 1/11/21 | Alabama | 31 | 18 | H | W |
| 1/12/21 | Alabama | 28 | 13 | H | W |
| 2/7/23 | Alabama | 22 | 33 | A | L |
| 2/23/23 | Alabama | 28 | 17 | H | W |
| 2/29/24 | Alabama (SoCon-T) | 42 | 44 | N | L |
| 2/5/26 | Alabama | 32 | 22 | A | W |
| 2/6/26 | Alabama | 35 | 25 | A | W |
| 1/31/27 | Alabama | 29 | 21 | H | W |
| 2/1/27 | Alabama | 33 | 32 | H | W |
| 1/27/29 | Alabama | 24 | 39 | A | L |
| 1/28/29 | Alabama | 28 | 41 | A | L |
| 1/27/30 | Alabama | 21 | 31 | H | L |
| 1/28/30 | Alabama | 26 | 30 | H | L |
| 2/20/31 | Alabama | 25 | 27 | A | L |
| 2/21/31 | Alabama | 21 | 30 | A | L |
| 2/15/32 | Alabama | 21 | 23 | H | L |
| 2/16/32 | Alabama | 33 | 30 | H | W |
| 1/18/33 | Alabama | 23 | 35 | A | L |
| 1/19/33 | Alabama | 21 | 57 | A | L |
| 1/22/34 | Alabama | 25 | 50 | H | L |
| 1/27/34 | Alabama | 18 | 34 | H | L |
| 1/14/35 | Alabama | 26 | 38 | A | L |
| 1/15/35 | Alabama | 27 | 42 | A | L |
| 1/27/36 | Alabama | 42 | 34 | H | W |
| 1/28/36 | Alabama | 32 | 38 | H | L |
| 2/15/37 | Alabama | 34 | 38 | A | L |
| 2/16/37 | Alabama | 31 | 32 | A | L |
| 2/26/37 | Alabama (SEC-T) | 34 | 35 | N | L |
| 2/16/38 | Alabama | 43 | 36 | H | W |
| 2/17/38 | Alabama | 50 | 38 | H | W |
| 2/6/39 | Alabama | 25 | 46 | A | L |
| 2/7/39 | Alabama | 21 | 30 | A | L |
| 1/22/40 | Alabama | 40 | 50 | A | L |
| 2/22/40 | Alabama | 25 | 28 | H | L |
| 2/14/41 | Alabama | 40 | 44 | H | L |
| 2/22/41 | Alabama | 21 | 46 | A | L |
| 1/14/42 | Alabama | 20 | 49 | A | L |
| 2/18/42 | Alabama | 24 | 44 | H | L |
| 2/1/43 | Alabama | 40 | 50 | A | L |
| 2/15/43 | Alabama | 44 | 29 | H | W |
| 1/30/46 | Alabama | 34 | 36 | H | L |
| 2/9/46 | Alabama | 45 | 61 | A | L |
| 1/9/47 | Alabama | 40 | 46 | N | L |
| 2/15/47 | Alabama | 30 | 83 | A | L |
| 2/21/47 | Alabama | 28 | 33 | H | L |
| 2/10/48 | Alabama | 36 | 37 | A | L |
| 2/21/48 | Alabama | 40 | 35 | H | W |
| 1/29/49 | Alabama | 42 | 37 | H | W |
| 2/26/49 | Alabama | 57 | 64 | A | L |
| 12/8/49 | Alabama | 38 | 56 | A | L |
| 2/22/50 | Alabama | 61 | 52 | H | W |
| 12/11/50 | Alabama | 67 | 61 | A | W |
| 2/28/51 | Alabama (SEC-T) | 44 | 42 | N | W |
| 12/17/51 | Alabama | 79 | 80 | H | L |
| 1/19/53 | Alabama | 54 | 60 | A | L |
| 12/18/53 | Alabama | 68 | 72 | N | L |
| 1/9/54 | Alabama | 62 | 60 | H | W |
| 1/8/55 | Alabama | 59 | 70 | A | L |
| 1/7/56 | Alabama | 65 | 69 | H | L |
| 1/5/57 | Alabama | 84 | 93 | A | L |
| 12/28/57 | Alabama | 79 | 76 | N | W |

| | | | | | |
|----------|-------------------|----|-----|---|---|
| 1/4/58 | Alabama | 44 | 70 | N | L |
| 1/3/59 | Alabama | 76 | 89 | A | L |
| 1/2/60 | Alabama | 86 | 77 | H | W |
| 1/7/61 | Alabama | 54 | 80 | A | L |
| 1/6/62 | Alabama | 62 | 68 | H | L |
| 1/5/63 | Alabama | 74 | 80 | A | L |
| 1/4/64 | Alabama | 77 | 83 | H | L |
| 1/2/65 | Alabama | 87 | 91 | H | L |
| 1/9/65 | Alabama | 72 | 107 | A | L |
| 2/9/66 | Alabama | 60 | 79 | H | L |
| 2/28/66 | Alabama | 66 | 99 | A | L |
| 12/17/66 | Alabama | 79 | 58 | H | W |
| 2/13/67 | Alabama | 73 | 83 | A | L |
| 12/16/67 | Alabama | 59 | 76 | A | L |
| 2/12/68 | Alabama | 77 | 69 | H | W |
| 2/3/69 | Alabama (OT) | 53 | 51 | H | W |
| 3/3/69 | Alabama | 78 | 72 | A | W |
| 2/27/70 | Alabama | 87 | 95 | A | L |
| 3/2/70 | Alabama | 93 | 83 | H | W |
| 2/1/71 | Alabama | 91 | 101 | H | L |
| 3/1/71 | Alabama | 72 | 74 | A | L |
| 2/7/72 | Alabama | 88 | 93 | A | L |
| 3/6/72 | Alabama | 68 | 75 | H | L |
| 2/5/73 | Alabama | 66 | 62 | H | W |
| 3/5/73 | Alabama | 67 | 92 | A | L |
| 1/14/74 | Alabama | 71 | 88 | A | L |
| 2/16/74 | Alabama | 57 | 77 | H | L |
| 1/13/75 | Alabama | 71 | 74 | H | L |
| 2/15/75 | Alabama | 79 | 88 | A | L |
| 1/19/76 | Alabama | 41 | 64 | A | L |
| 2/16/76 | Alabama | 70 | 78 | H | L |
| 1/10/77 | Alabama | 88 | 101 | A | L |
| 2/7/77 | Alabama | 68 | 72 | H | L |
| 1/2/78 | Alabama | 62 | 65 | N | L |
| 3/4/78 | Alabama | 63 | 66 | H | L |
| 2/8/79 | Alabama | 73 | 83 | A | L |
| 2/24/79 | Alabama | 89 | 80 | H | W |
| 1/5/80 | Alabama | 56 | 78 | A | L |
| 2/2/80 | Alabama | 71 | 65 | H | W |
| 1/10/81 | Alabama | 48 | 74 | H | L |
| 2/7/81 | Alabama | 49 | 51 | A | L |
| 1/9/82 | Alabama | 71 | 75 | A | L |
| 2/6/82 | Alabama | 79 | 69 | H | W |
| 1/24/83 | Alabama | 64 | 63 | A | W |
| 2/21/83 | Alabama | 56 | 52 | H | W |
| 1/23/84 | Alabama | 56 | 69 | H | L |
| 2/20/84 | Alabama | 65 | 74 | A | L |
| 1/30/85 | Alabama | 47 | 54 | A | L |
| 3/2/85 | Alabama | 49 | 61 | H | L |
| 1/29/86 | Alabama | 62 | 69 | H | L |
| 3/2/86 | Alabama | 59 | 74 | A | L |
| 1/17/87 | Alabama | 62 | 71 | H | L |
| 2/18/87 | Alabama | 69 | 90 | A | L |
| 1/23/88 | Alabama | 66 | 73 | A | L |
| 2/24/88 | Alabama | 64 | 47 | H | W |
| 3/10/88 | Alabama (OT) SECT | 64 | 59 | N | W |
| 1/7/89 | Alabama | 67 | 79 | A | L |
| 2/8/89 | Alabama | 54 | 55 | H | L |
| 3/15/89 | Alabama (SEC-T) | 56 | 64 | N | L |
| 1/6/90 | Alabama | 48 | 66 | H | L |
| 2/7/90 | Alabama | 64 | 74 | A | L |
| 3/10/90 | Alabama (SEC-T) | 51 | 70 | N | L |
| 1/12/91 | Alabama | 73 | 76 | H | L |
| 2/6/91 | Alabama | 74 | 79 | A | L |
| 1/22/92 | Alabama | 78 | 77 | A | W |
| 3/4/92 | Alabama | 83 | 84 | H | L |
| 1/16/93 | Alabama | 67 | 80 | A | L |
| 2/20/93 | Alabama (OT) | 83 | 82 | H | W |
| 1/15/94 | Alabama | 70 | 54 | H | W |
| 2/26/94 | Alabama | 62 | 83 | A | L |
| 1/11/95 | Alabama | 60 | 74 | H | L |
| 3/1/95 | Alabama | 50 | 69 | A | L |
| 1/27/96 | Alabama | 70 | 63 | H | W |
| 3/2/96 | Alabama | 63 | 67 | A | L |
| 1/8/97 | Alabama | 46 | 59 | H | L |
| 2/12/97 | Alabama | 54 | 57 | A | L |
| 1/10/98 | Alabama | 74 | 63 | A | W |
| 2/7/98 | Alabama | 75 | 74 | H | W |
| 1/6/99 | Alabama | 78 | 60 | H | W |
| 2/24/99 | Alabama | 74 | 78 | A | L |

| | | | | | |
|----------|-----------------|-----|-----|---|---|
| 1/29/00 | Alabama | 67 | 96 | A | L |
| 3/1/00 | Alabama | 63 | 59 | H | W |
| 1/17/01 | Alabama | 63 | 82 | A | L |
| 3/3/01 | Alabama | 105 | 71 | H | W |
| 2/6/02 | Alabama | 59 | 79 | A | L |
| 3/3/02 | Alabama | 84 | 56 | H | W |
| 1/21/03 | Alabama | 76 | 57 | H | W |
| 3/2/03 | Alabama | 63 | 86 | A | L |
| 1/24/04 | Alabama | 71 | 60 | H | W |
| 2/28/04 | Alabama | 69 | 84 | A | L |
| 1/22/05 | Alabama | 58 | 66 | H | L |
| 2/12/05 | Alabama | 45 | 71 | A | L |
| 3/11/05 | Alabama (SEC-T) | 52 | 69 | N | L |
| 1/7/06 | Alabama | 71 | 61 | A | W |
| 2/11/06 | Alabama | 50 | 64 | H | L |
| 2/10/07 | Alabama | 75 | 69 | H | W |
| 2/28/07 | Alabama | 58 | 69 | A | L |
| 2/13/08 | Alabama | 67 | 76 | A | L |
| 3/1/08 | Alabama | 91 | 88 | H | W |
| 1/21/09 | Alabama | 73 | 76 | A | L |
| 2/28/09 | Alabama | 69 | 90 | H | L |
| 2/6/10 | Alabama | 74 | 67 | H | W |
| 2/27/10 | Alabama | 76 | 73 | A | W |
| 2/12/11 | Alabama | 64 | 74 | A | L |
| 2/26/11 | Alabama | 68 | 63 | H | W |
| 2/4/12 | Alabama | 67 | 69 | A | L |
| 3/5/13 | Alabama | 87 | 83 | H | W |
| 2/11/14 | Alabama | 64 | 67 | A | L |
| 2/26/14 | Alabama | 79 | 67 | H | W |
| 3/7/15 | Alabama | 82 | 74 | A | W |
| 1/7/16 | Alabama | 74 | 66 | H | W |
| 3/10/16 | Alabama (SEC-T) | 73 | 81 | N | L |
| 3/1/17 | Alabama | 55 | 70 | A | L |
| 1/23/18 | Alabama | 78 | 66 | H | W |
| 1/22/19 | Alabama | 53 | 74 | A | L |
| 3/14/19 | Alabama | 57 | 62 | N | L |
| 2/22/20 | Alabama | 78 | 103 | H | L |
| 12/29/20 | Alabama | 64 | 82 | A | L |
| 2/9/22 | Alabama | 83 | 97 | H | L |



MISSISSIPPI STATE LEADS 147-119

In Oxford: Ole Miss leads 86-45
 In Starkville: Miss. State leads 97-28
 Neutral: Tied 5-5
 Postseason: Miss. State leads 2-1
 Overtime: Miss. State leads 6-5

| | OM | MS | | | |
|---------|-------------|----|----|---|---|
| 2/25/14 | Miss. State | 15 | 68 | A | L |
| 2/26/14 | Miss. State | 18 | 84 | A | L |
| 2/27/14 | Miss. State | 10 | 12 | H | L |
| 2/28/14 | Miss. State | 8 | 20 | H | L |
| 1/27/16 | Miss. State | 9 | 28 | H | L |
| 1/28/16 | Miss. State | 20 | 33 | H | L |
| 2/16/17 | Miss. State | 20 | 35 | A | L |
| 2/17/17 | Miss. State | 24 | 42 | A | L |
| 2/23/17 | Miss. State | 25 | 42 | H | L |
| 2/24/17 | Miss. State | 29 | 15 | H | W |
| 2/7/19 | Miss. State | 23 | 32 | H | L |
| 2/8/19 | Miss. State | 14 | 52 | H | L |
| 2/6/20 | Miss. State | 23 | 10 | H | W |
| 2/7/20 | Miss. State | 15 | 21 | H | L |
| 2/27/20 | Miss. State | 13 | 49 | A | L |
| 2/28/20 | Miss. State | 12 | 30 | A | L |
| 1/21/21 | Miss. State | 12 | 33 | A | L |
| 1/22/21 | Miss. State | 20 | 34 | A | L |
| 2/2/21 | Miss. State | 17 | 13 | H | W |
| 2/3/21 | Miss. State | 23 | 13 | H | W |
| 2/3/22 | Miss. State | 27 | 30 | H | L |
| 2/4/22 | Miss. State | 24 | 27 | H | L |
| 2/17/22 | Miss. State | 27 | 25 | A | W |



AUBURN LEADS 79-64

In Oxford: OM leads 43-26
 In Auburn: AU leads 52-17
 Neutral: OM leads 4-1
 Postseason: OM leads 3-1
 Overtime: OM leads 4-3

| | OM | AUB | | |
|----------|-----------------|-----|-----|-----|
| 2/10/28 | Auburn | 43 | 42 | A W |
| 2/11/28 | Auburn | 38 | 58 | A L |
| 2/28/28 | Auburn (SoConT) | 31 | 30 | N W |
| 1/13/41 | Auburn | 30 | 43 | A L |
| 12/19/41 | Auburn | 31 | 34 | H L |
| 12/13/46 | Auburn | 58 | 38 | H W |
| 1/12/48 | Auburn | 50 | 59 | H L |
| 1/17/49 | Auburn | 47 | 43 | H W |
| 2/28/49 | Auburn | 61 | 65 | A L |
| 12/9/49 | Auburn | 60 | 64 | A L |
| 1/30/50 | Auburn | 63 | 77 | H L |
| 12/9/50 | Auburn | 65 | 61 | A W |
| 1/19/52 | Auburn | 76 | 58 | H W |
| 1/3/53 | Auburn | 65 | 55 | N W |
| 2/11/53 | Auburn | 65 | 72 | A L |
| 1/11/54 | Auburn | 61 | 66 | H L |
| 1/10/55 | Auburn | 81 | 85 | A L |
| 1/9/56 | Auburn | 76 | 69 | H W |
| 1/7/57 | Auburn | 66 | 88 | A L |
| 1/6/58 | Auburn | 51 | 71 | H L |
| 1/5/59 | Auburn | 47 | 60 | A L |
| 1/4/60 | Auburn | 64 | 56 | H W |
| 1/9/61 | Auburn | 40 | 51 | A L |
| 1/8/62 | Auburn | 58 | 64 | H L |
| 1/7/63 | Auburn | 44 | 79 | A L |
| 1/6/64 | Auburn (OT) | 59 | 58 | H W |
| 1/4/65 | Auburn | 53 | 77 | H L |
| 1/11/65 | Auburn | 52 | 67 | A L |
| 2/5/66 | Auburn | 55 | 70 | H L |
| 2/26/66 | Auburn | 74 | 86 | A L |
| 1/7/67 | Auburn | 56 | 67 | H L |
| 2/20/67 | Auburn | 67 | 86 | A L |
| 1/6/68 | Auburn | 71 | 90 | A L |
| 2/19/68 | Auburn | 57 | 56 | H W |
| 12/14/68 | Auburn | 64 | 75 | H L |
| 3/8/69 | Auburn | 70 | 80 | A L |
| 12/13/69 | Auburn | 77 | 91 | A L |
| 3/7/70 | Auburn | 66 | 67 | H L |
| 12/12/70 | Auburn | 108 | 96 | H W |
| 3/7/71 | Auburn | 85 | 86 | A L |
| 1/3/72 | Auburn | 69 | 65 | A W |
| 3/9/72 | Auburn | 89 | 83 | H W |
| 1/2/73 | Auburn | 58 | 66 | H L |
| 3/8/73 | Auburn | 73 | 77 | A L |
| 1/7/74 | Auburn | 93 | 65 | H W |
| 2/9/74 | Auburn | 75 | 85 | A L |
| 1/6/75 | Auburn | 86 | 104 | A L |
| 2/8/75 | Auburn | 72 | 70 | H W |
| 1/5/76 | Auburn | 66 | 72 | H L |
| 3/8/76 | Auburn | 88 | 103 | A L |
| 1/31/77 | Auburn | 65 | 72 | H L |
| 2/28/77 | Auburn | 84 | 97 | A L |
| 1/21/78 | Auburn | 84 | 75 | H W |
| 2/18/78 | Auburn | 67 | 92 | A L |
| 1/13/79 | Auburn | 77 | 62 | H W |
| 2/10/79 | Auburn (20T) | 54 | 56 | A L |
| 12/5/79 | Auburn | 73 | 76 | A L |
| 1/26/80 | Auburn | 71 | 54 | H W |
| 1/3/81 | Auburn | 46 | 45 | A W |
| 1/31/81 | Auburn | 61 | 58 | H W |
| 1/2/82 | Auburn | 71 | 75 | A L |
| 1/30/82 | Auburn | 64 | 57 | H W |
| 1/31/83 | Auburn | 61 | 48 | H W |

| | | | | | | | | | | | | | | |
|---------|-------------------|----|----|-----|----------|------------------|----|-----|-----|---------|-------------------|-----|-----|-----|
| 2/18/22 | Miss. State | 17 | 48 | A L | 2/16/45 | Miss. State | 43 | 32 | H W | 2/19/83 | Miss. State (OT) | 69 | 67 | H W |
| 2/5/23 | Miss. State | 14 | 29 | A L | 2/12/46 | Miss. State | 58 | 44 | H W | 1/21/84 | Miss. State | 56 | 64 | H L |
| 2/6/23 | Miss. State | 18 | 23 | A L | 2/13/46 | Miss. State | 45 | 40 | H W | 2/18/84 | Miss. State | 51 | 70 | A L |
| 2/12/23 | Miss. State | 26 | 28 | H L | 2/19/46 | Miss. State | 43 | 50 | A L | 1/19/85 | Miss. State | 44 | 61 | A L |
| 2/13/23 | Miss. State | 30 | 27 | H W | 2/20/46 | Miss. State | 34 | 54 | A L | 2/20/85 | Miss. State | 53 | 50 | H W |
| 3/1/23 | MSU (SoCon-T) | 26 | 33 | N L | 1/15/47 | Miss. State | 31 | 53 | A L | 1/18/86 | Miss. State | 57 | 56 | H W |
| 2/21/24 | Miss. State | 29 | 27 | H W | 2/18/47 | Miss. State | 59 | 49 | H W | 2/19/86 | Miss. State | 43 | 48 | A L |
| 2/23/24 | Miss. State | 42 | 47 | A L | 2/6/48 | Miss. State | 43 | 47 | A L | 1/14/87 | Miss. State | 62 | 63 | A L |
| 2/9/25 | Miss. State | 30 | 34 | A L | 2/7/48 | Miss. State | 42 | 45 | A L | 2/14/87 | Miss. State | 79 | 65 | H W |
| 2/20/25 | Miss. State | 28 | 38 | H L | 2/27/48 | Miss. State | 59 | 37 | H W | 1/20/88 | Miss. State | 61 | 52 | H W |
| 1/23/26 | Miss. State | 33 | 20 | H W | 2/28/48 | Miss. State | 63 | 46 | H W | 2/20/88 | Miss. State | 57 | 67 | A L |
| 2/4/27 | Miss. State | 22 | 36 | A L | 12/17/48 | Miss. State | 69 | 61 | H W | 1/25/89 | Miss. State | 75 | 65 | H W |
| 2/5/27 | Miss. State | 24 | 30 | A L | 2/25/49 | Miss. State | 52 | 51 | A W | 2/25/89 | Miss. State | 69 | 74 | A L |
| 2/7/27 | Miss. State | 31 | 28 | H W | 1/18/50 | Miss. State | 60 | 64 | A L | 1/24/90 | Miss. State (40T) | 102 | 104 | A L |
| 2/8/27 | Miss. State | 26 | 19 | H W | 2/23/50 | Miss. State | 62 | 45 | H W | 2/24/90 | Miss. State | 75 | 67 | H W |
| 2/6/28 | Miss. State | 30 | 38 | H L | 1/17/51 | Miss. State | 67 | 71 | A L | 1/6/91 | Miss. State (OT) | 80 | 84 | A L |
| 2/7/28 | Miss. State | 27 | 29 | H L | 2/27/51 | Miss. State | 95 | 60 | H W | 2/13/91 | Miss. State | 77 | 84 | H L |
| 2/20/28 | Miss. State | 34 | 45 | A L | 1/9/52 | Miss. State | 77 | 62 | H W | 1/11/92 | Miss. State | 72 | 84 | A L |
| 2/21/28 | Miss. State | 36 | 40 | A L | 2/26/52 | Miss. State | 73 | 61 | A W | 2/22/92 | Miss. State | 86 | 78 | H W |
| 2/8/29 | Miss. State | 30 | 32 | A L | 1/17/53 | Miss. State | 60 | 73 | A L | 1/20/93 | Miss. State | 69 | 53 | H W |
| 2/9/29 | Miss. State | 26 | 28 | A L | 3/7/53 | Miss. State | 62 | 46 | H W | 2/6/93 | Miss. State | 56 | 53 | A W |
| 2/15/29 | Miss. State | 37 | 21 | H W | 2/6/54 | Miss. State | 63 | 53 | H W | 1/9/94 | Miss. State | 69 | 81 | H L |
| 2/16/29 | Miss. State | 41 | 27 | H W | 3/6/54 | Miss. State | 59 | 65 | A L | 2/12/94 | Miss. State | 52 | 72 | A L |
| 2/7/30 | Miss. State | 30 | 26 | N W | 2/10/55 | Miss. State | 66 | 58 | A W | 1/14/95 | Miss. State | 52 | 94 | A L |
| 2/8/30 | Miss. State | 23 | 19 | N W | 3/5/55 | Miss. State | 56 | 60 | H L | 2/25/95 | Miss. State | 42 | 46 | H L |
| 2/11/30 | Miss. State | 38 | 31 | H W | 1/30/56 | Miss. State | 79 | 100 | H L | 1/17/96 | Miss. State | 47 | 53 | A L |
| 2/12/30 | Miss. State | 27 | 28 | H L | 3/1/56 | Miss. State | 74 | 82 | A L | 2/17/96 | Miss. State | 71 | 64 | H W |
| 2/5/32 | Miss. State | 37 | 19 | H W | 1/19/57 | Miss. State | 72 | 82 | A L | 1/15/97 | Miss. State | 64 | 75 | A L |
| 2/6/32 | Miss. State | 31 | 25 | H W | 2/28/57 | Miss. State | 73 | 81 | H L | 2/19/97 | Miss. State | 84 | 61 | H W |
| 2/19/32 | Miss. State | 35 | 25 | A W | 12/27/57 | Miss. State | 53 | 66 | A L | 1/24/98 | Miss. State (20T) | 81 | 77 | H W |
| 2/20/32 | Miss. State | 38 | 26 | A W | 1/18/58 | Miss. State | 67 | 62 | H W | 2/21/98 | Miss. State | 82 | 78 | A W |
| 2/10/33 | Miss. State | 36 | 40 | A L | 2/27/58 | Miss. State | 60 | 91 | A L | 1/20/99 | Miss. State | 81 | 68 | H W |
| 2/11/33 | Miss. State | 25 | 32 | A L | 1/17/59 | Miss. State | 58 | 87 | A L | 2/20/99 | Miss. State | 69 | 72 | A L |
| 2/17/33 | Miss. State | 50 | 49 | H W | 2/28/59 | Miss. State | 16 | 23 | H L | 1/12/00 | Miss. State | 59 | 61 | H L |
| 2/18/33 | Miss. State | 41 | 27 | H W | 1/16/60 | Miss. State | 67 | 60 | H W | 2/23/00 | Miss. State | 67 | 80 | A L |
| 2/2/34 | Miss. State | 25 | 41 | A L | 2/27/60 | Miss. State | 54 | 72 | A L | 1/27/01 | Miss. State | 69 | 79 | A L |
| 2/3/34 | Miss. State | 29 | 22 | A W | 1/21/61 | Miss. State | 40 | 63 | A L | 2/14/01 | Miss. State | 51 | 48 | H W |
| 2/18/34 | Miss. State | 24 | 29 | H L | 3/4/61 | Miss. State | 74 | 70 | H W | 1/12/02 | Miss. State | 66 | 59 | H W |
| 2/19/34 | Miss. State | 36 | 35 | H W | 1/20/62 | Miss. State | 57 | 61 | H L | 2/23/02 | Miss. State | 59 | 61 | A L |
| 2/8/35 | Miss. State | 37 | 55 | A L | 3/3/62 | Miss. State | 58 | 63 | A L | 1/29/03 | Miss. State | 57 | 58 | H L |
| 2/9/35 | Miss. State | 31 | 61 | A L | 1/19/63 | Miss. State | 64 | 78 | A L | 2/15/03 | Miss. State (OT) | 64 | 68 | A L |
| 2/25/35 | Miss. State | 35 | 33 | H W | 3/2/63 | Miss. State | 72 | 75 | H L | 3/14/03 | MSU (SEC-T) | 64 | 73 | N L |
| 2/26/35 | Miss. State | 40 | 38 | H W | 1/18/64 | Miss. State | 77 | 75 | H W | 1/7/04 | Miss. State | 54 | 61 | H L |
| 2/7/36 | Miss. State (20T) | 48 | 42 | A W | 2/29/64 | Miss. State | 78 | 61 | A W | 2/7/04 | Miss. State | 56 | 80 | A L |
| 2/8/36 | Miss. State | 38 | 39 | A L | 1/23/65 | Miss. State | 72 | 101 | A L | 1/8/05 | Miss. State | 76 | 87 | H L |
| 2/20/36 | Miss. State | 43 | 51 | H L | 2/27/65 | Miss. State (OT) | 77 | 78 | H L | 2/26/05 | Miss. State | 68 | 71 | A L |
| 2/21/36 | Miss. State | 32 | 41 | H L | 2/16/66 | Miss. State | 74 | 90 | H L | 1/14/06 | Miss. State | 75 | 65 | H W |
| 2/9/37 | Miss. State | 40 | 36 | A W | 3/2/66 | Miss. State | 76 | 96 | A L | 2/18/06 | Miss. State | 55 | 84 | A L |
| 2/10/37 | Miss. State | 34 | 43 | A L | 2/1/67 | Miss. State | 71 | 70 | A W | 1/10/07 | Miss. State | 67 | 77 | A L |
| 2/21/37 | Miss. State | 36 | 34 | H W | 3/4/67 | Miss. State | 58 | 57 | H W | 1/30/07 | Miss. State | 85 | 73 | H W |
| 2/22/37 | Miss. State | 50 | 42 | H W | 1/31/68 | Miss. State | 63 | 53 | H W | 1/26/08 | Miss. State | 68 | 88 | A L |
| 1/11/38 | Miss. State | 49 | 37 | N W | 3/2/68 | Miss. State | 79 | 88 | A L | 2/20/08 | Miss. State | 74 | 63 | H W |
| 1/12/38 | Miss. State | 45 | 58 | N L | 1/10/69 | Miss. State | 67 | 60 | H W | 1/31/09 | Miss. State | 67 | 63 | A W |
| 2/4/38 | Miss. State | 41 | 43 | A L | 2/15/69 | Miss. State | 60 | 64 | A L | 3/7/09 | Miss. State | 80 | 82 | H L |
| 2/5/38 | Miss. State | 45 | 44 | A W | 1/9/70 | Miss. State | 58 | 57 | A W | 1/9/10 | Miss. State | 75 | 80 | H L |
| 2/18/38 | Miss. State | 70 | 38 | H W | 2/13/70 | Miss. State | 57 | 55 | H W | 2/11/10 | Miss. State | 63 | 71 | A L |
| 2/19/38 | Miss. State | 59 | 45 | H W | 1/8/71 | Miss. State | 83 | 74 | H W | 1/13/11 | Miss. State | 64 | 69 | H L |
| 1/6/39 | Miss. State | 40 | 39 | N W | 2/13/71 | Miss. State | 67 | 75 | A L | 2/19/11 | Miss. State | 58 | 71 | A L |
| 1/7/39 | Miss. State | 33 | 37 | N L | 1/15/72 | Miss. State | 68 | 66 | A W | 1/18/12 | Miss. State | 75 | 68 | W H |
| 2/10/39 | Miss. State | 44 | 43 | H W | 2/19/72 | Miss. State | 65 | 64 | H W | 2/9/12 | Miss. State | 60 | 70 | A L |
| 2/11/39 | Miss. State | 33 | 30 | H W | 1/13/73 | Miss. State | 74 | 61 | A W | 2/6/13 | Miss. State | 93 | 75 | H W |
| 2/23/39 | Miss. State | 36 | 39 | A L | 2/17/73 | Miss. State | 83 | 64 | H W | 3/2/13 | Miss. State | 67 | | |

OPPONENTS

| | | | | | |
|---------|----------------|----|-----|---|---|
| 3/1/83 | Auburn | 59 | 82 | A | L |
| 1/31/84 | Auburn | 50 | 60 | A | L |
| 2/27/84 | Auburn | 72 | 71 | H | W |
| 1/24/85 | Auburn | 73 | 93 | A | L |
| 2/23/85 | Auburn | 57 | 69 | H | L |
| 3/6/85 | Auburn (SEC-T) | 60 | 68 | N | L |
| 1/27/86 | Auburn | 61 | 73 | H | L |
| 2/22/86 | Auburn | 73 | 75 | A | L |
| 1/24/87 | Auburn | 61 | 85 | A | L |
| 2/25/87 | Auburn | 73 | 67 | H | W |
| 1/30/88 | Auburn | 69 | 66 | H | W |
| 3/2/88 | Auburn | 76 | 92 | A | L |
| 1/18/89 | Auburn | 65 | 64 | A | W |
| 2/18/89 | Auburn | 80 | 77 | H | W |
| 3/10/89 | Auburn (SEC-T) | 80 | 68 | N | W |
| 1/17/90 | Auburn | 80 | 72 | H | W |
| 2/17/90 | Auburn | 84 | 95 | A | L |
| 1/9/91 | Auburn | 60 | 62 | H | L |
| 2/9/91 | Auburn | 69 | 72 | A | L |
| 1/13/92 | Auburn | 83 | 96 | H | L |
| 2/29/92 | Auburn | 84 | 110 | A | L |
| 2/3/93 | Auburn | 74 | 85 | H | L |
| 2/24/93 | Auburn | 73 | 83 | A | L |
| 1/19/94 | Auburn (2OT) | 88 | 85 | H | W |
| 3/2/94 | Auburn | 68 | 62 | A | W |
| 1/8/95 | Auburn | 74 | 88 | A | L |
| 2/4/95 | Auburn | 77 | 75 | H | W |
| 1/24/96 | Auburn | 82 | 69 | H | W |
| 2/21/96 | Auburn | 62 | 69 | A | L |
| 2/1/97 | Auburn | 57 | 46 | H | W |
| 3/1/97 | Auburn | 71 | 63 | A | W |
| 1/31/98 | Auburn | 67 | 68 | A | L |
| 2/28/98 | Auburn | 74 | 67 | H | W |
| 1/13/99 | Auburn | 59 | 74 | H | L |
| 2/9/99 | Auburn | 66 | 95 | A | L |
| 1/22/00 | Auburn (OT) | 79 | 77 | H | W |
| 2/19/00 | Auburn | 72 | 75 | A | L |
| 2/3/01 | Auburn | 74 | 70 | A | W |
| 2/24/01 | Auburn | 64 | 62 | H | W |
| 1/9/02 | Auburn | 69 | 65 | H | W |
| 2/13/02 | Auburn | 62 | 65 | A | L |
| 2/5/03 | Auburn | 71 | 77 | A | L |
| 2/22/03 | Auburn | 75 | 80 | H | L |
| 1/10/04 | Auburn | 53 | 80 | A | L |
| 2/14/04 | Auburn | 72 | 68 | H | W |
| 1/15/05 | Auburn | 79 | 72 | A | W |
| 2/2/05 | Auburn | 70 | 55 | H | W |
| 2/8/06 | Auburn | 50 | 58 | A | L |
| 2/25/06 | Auburn | 54 | 58 | H | L |
| 2/2/07 | Auburn | 82 | 59 | A | W |
| 3/3/07 | Auburn | 83 | 79 | H | W |
| 1/19/08 | Auburn | 77 | 80 | A | L |
| 2/16/08 | Auburn | 78 | 90 | H | L |
| 2/4/09 | Auburn | 78 | 59 | H | W |
| 2/25/09 | Auburn | 64 | 77 | A | L |
| 1/28/10 | Auburn | 84 | 74 | A | W |
| 2/24/10 | Auburn | 85 | 75 | H | W |
| 2/16/11 | Auburn | 90 | 59 | H | W |
| 3/2/11 | Auburn | 73 | 76 | A | L |
| 1/14/12 | Auburn (2OT) | 68 | 69 | A | L |
| 2/11/12 | Auburn | 61 | 54 | H | W |
| 3/8/12 | Auburn (SECT) | 68 | 54 | N | W |
| 1/26/13 | Auburn | 63 | 61 | A | W |
| 2/23/13 | Auburn | 88 | 55 | H | W |
| 1/9/14 | Auburn | 65 | 62 | H | W |
| 2/7/15 | Auburn | 86 | 79 | A | W |
| 1/27/16 | Auburn | 80 | 63 | H | W |
| 2/20/16 | Auburn | 69 | 59 | A | W |
| 1/7/17 | Auburn | 88 | 85 | A | W |
| 2/11/17 | Auburn | 90 | 84 | H | W |
| 1/9/18 | Auburn | 85 | 70 | A | L |
| 1/30/18 | Auburn | 79 | 70 | H | L |
| 1/9/19 | Auburn | 82 | 67 | H | W |
| 2/13/19 | Auburn | 60 | 55 | A | W |
| 1/28/20 | Auburn (2OT) | 82 | 83 | H | L |
| 2/25/20 | Auburn | 58 | 67 | A | L |
| 1/6/21 | Auburn | 72 | 61 | H | W |
| 2/6/21 | Auburn (OT) | 86 | 84 | A | W |
| 1/15/22 | Auburn | 71 | 80 | H | L |
| 2/23/22 | Auburn | 64 | 77 | A | L |



GEORGIA LEADS 76-46

In Oxford: Ole Miss leads 28-24
 In Athens: Georgia leads 42-14
 Neutral: Georgia leads 10-3
 Postseason: Georgia leads 8-2
 Overtime: Ole Miss leads 4-2

| | OM | UGA | |
|----------|-----------------|-----|---------|
| 2/13/28 | Georgia | 44 | 37 A W |
| 2/14/28 | Georgia | 33 | 37 A L |
| 1/19/40 | Georgia | 41 | 45 A L |
| 2/29/40 | Georgia (SEC-T) | 27 | 45 N L |
| 2/15/41 | Georgia | 46 | 53 H L |
| 2/16/42 | Georgia | 27 | 36 A L |
| 2/26/43 | Georgia (SEC-T) | 27 | 36 N L |
| 1/6/47 | Georgia | 38 | 46 H L |
| 1/10/48 | Georgia | 66 | 74 A L |
| 1/7/49 | Georgia | 54 | 63 H L |
| 1/7/50 | Georgia | 52 | 70 N L |
| 3/2/50 | Georgia (SEC-T) | 58 | 59 N L |
| 1/6/51 | Georgia | 41 | 59 A L |
| 1/7/52 | Georgia | 103 | 52 H W |
| 2/2/53 | Georgia | 77 | 75 A W |
| 12/19/53 | Georgia | 87 | 73 N W |
| 2/20/54 | Georgia | 80 | 66 H W |
| 2/19/55 | Georgia | 80 | 86 A L |
| 2/18/56 | Georgia | 105 | 65 H W |
| 2/16/57 | Georgia | 99 | 91 A W |
| 2/15/58 | Georgia | 81 | 63 H W |
| 2/14/59 | Georgia | 61 | 84 A L |
| 2/15/60 | Georgia (OT) | 65 | 63 H W |
| 2/18/61 | Georgia | 69 | 73 A L |
| 2/17/62 | Georgia | 79 | 75 H W |
| 2/16/63 | Georgia | 63 | 76 A L |
| 2/15/64 | Georgia | 80 | 72 H W |
| 2/13/65 | Georgia | 68 | 90 A L |
| 1/31/66 | Georgia | 71 | 91 H L |
| 1/2/67 | Georgia | 78 | 85 A L |
| 2/27/67 | Georgia | 75 | 67 H W |
| 1/1/68 | Georgia | 64 | 70 H L |
| 2/26/68 | Georgia | 77 | 111 A L |
| 1/25/69 | Georgia | 81 | 84 A L |
| 2/22/69 | Georgia (OT) | 82 | 85 H L |
| 1/24/70 | Georgia | 84 | 96 H L |
| 2/21/70 | Georgia | 79 | 94 A L |
| 1/23/71 | Georgia | 80 | 88 A L |
| 2/20/71 | Georgia | 76 | 72 H W |
| 1/29/72 | Georgia | 74 | 80 H L |
| 2/26/72 | Georgia | 69 | 79 A L |
| 1/27/73 | Georgia | 67 | 71 A L |
| 2/24/73 | Georgia | 69 | 62 H W |
| 1/5/74 | Georgia | 78 | 70 A W |
| 2/4/74 | Georgia | 59 | 55 H W |
| 1/2/75 | Georgia | 83 | 88 H L |
| 2/3/75 | Georgia | 93 | 87 A W |
| 1/26/76 | Georgia | 72 | 74 H L |
| 2/23/76 | Georgia | 68 | 70 A L |
| 1/15/77 | Georgia | 82 | 62 H W |
| 2/12/77 | Georgia | 76 | 92 A L |
| 1/9/78 | Georgia | 75 | 63 H W |
| 2/6/78 | Georgia | 56 | 57 A L |
| 1/24/79 | Georgia | 53 | 59 H L |
| 1/29/79 | Georgia | 82 | 63 A W |
| 12/12/79 | Georgia | 62 | 64 H L |
| 2/23/80 | Georgia | 65 | 77 A L |
| 12/23/80 | Georgia | 62 | 70 A L |
| 2/28/81 | Georgia | 64 | 62 H W |
| 3/7/81 | Georgia (SEC-T) | 66 | 62 N W |
| 12/16/81 | Georgia | 56 | 54 H W |
| 2/27/82 | Georgia | 58 | 64 A L |
| 1/10/83 | Georgia | 53 | 68 H L |

| | | | | | |
|---------|--------------------|----|-----|---|---|
| 2/7/83 | Georgia | 76 | 59 | A | W |
| 3/11/83 | Georgia (SEC-T) | 55 | 69 | N | L |
| 1/10/84 | Georgia | 51 | 70 | A | L |
| 2/6/84 | Georgia (OT) | 56 | 54 | H | W |
| 1/26/85 | Georgia | 51 | 81 | H | L |
| 2/27/85 | Georgia | 66 | 94 | A | L |
| 1/25/86 | Georgia | 75 | 91 | A | L |
| 2/26/86 | Georgia | 61 | 62 | H | L |
| 1/21/87 | Georgia | 80 | 68 | H | W |
| 2/21/87 | Georgia | 65 | 69 | A | L |
| 3/6/87 | Georgia (SEC-T) | 63 | 65 | N | L |
| 1/27/88 | Georgia | 70 | 86 | A | L |
| 2/27/88 | Georgia | 75 | 72 | H | W |
| 1/21/89 | Georgia (OT) | 74 | 70 | A | W |
| 2/22/89 | Georgia | 88 | 79 | H | W |
| 1/20/90 | Georgia | 84 | 74 | H | W |
| 2/21/90 | Georgia | 83 | 107 | A | L |
| 1/30/91 | Georgia | 62 | 117 | A | L |
| 3/2/91 | Georgia | 62 | 72 | H | L |
| 2/9/92 | Georgia | 66 | 86 | A | L |
| 3/12/92 | Georgia (SEC-T) | 66 | 85 | N | L |
| 1/2/93 | Georgia | 61 | 75 | H | L |
| 1/22/94 | Georgia | 85 | 69 | A | W |
| 3/4/95 | Georgia | 51 | 79 | H | L |
| 1/3/96 | Georgia | 38 | 74 | A | L |
| 1/5/97 | Georgia | 73 | 66 | H | W |
| 1/28/98 | Georgia | 68 | 70 | A | L |
| 3/6/98 | Georgia (SEC-T) | 72 | 67 | N | W |
| 1/23/99 | Georgia | 85 | 76 | H | W |
| 2/12/00 | Georgia | 65 | 71 | A | L |
| 1/13/01 | Georgia | 66 | 70 | H | L |
| 2/2/02 | Georgia | 72 | 79 | A | L |
| 2/26/03 | Georgia | 82 | 89 | H | L |
| 2/4/04 | Georgia | 51 | 64 | A | L |
| 1/12/05 | Georgia | 59 | 54 | H | W |
| 1/21/06 | Georgia | 65 | 72 | A | L |
| 2/21/07 | Georgia | 67 | 49 | H | W |
| 3/8/08 | Georgia | 76 | 62 | A | W |
| 3/13/08 | Georgia (OT)(SECT) | 95 | 97 | N | L |
| 2/21/09 | Georgia | 69 | 47 | H | W |
| 1/13/10 | Georgia | 80 | 76 | A | W |
| 1/15/11 | Georgia | 76 | 98 | H | L |
| 1/21/12 | Georgia | 66 | 63 | A | W |
| 2/26/13 | Georgia | 84 | 74 | H | W |
| 2/15/14 | Georgia | 60 | 61 | A | L |
| 3/14/14 | Georgia (SEC-T) | 73 | 75 | A | L |
| 1/20/15 | Georgia | 64 | 69 | A | L |
| 2/25/15 | Georgia | 72 | 76 | H | L |
| 1/9/16 | Georgia | 72 | 71 | H | W |
| 2/27/16 | Georgia | 66 | 80 | A | L |
| 1/11/17 | Georgia | 47 | 69 | H | L |
| 1/3/18 | Georgia | 60 | 71 | A | L |
| 2/9/19 | Georgia | 80 | 64 | A | W |
| 2/23/19 | Georgia | 72 | 71 | H | W |
| 1/25/20 | Georgia | 70 | 60 | A | W |
| 3/11/20 | Georgia (SEC-T) | 63 | 81 | N | L |
| 1/16/21 | Georgia | 74 | 78 | H | L |
| 1/30/21 | Georgia | 61 | 71 | A | L |
| 2/19/22 | Georgia | 85 | 68 | A | W |



OLE MISS LEADS 23-21

In Oxford: Ole Miss leads 15-3
 In Columbia: South Carolina leads 12-3
 Neutral: South Carolina leads 6-5
 Postseason: Tied 5-5

| | OM | SC | |
|----------|----------------|----|--------|
| 12/30/60 | South Carolina | 79 | 85 N L |
| 2/5/92 | South Carolina | 76 | 61 H W |

| | | | | | |
|----------|--------------------|----|----|---|---|
| 1/13/93 | South Carolina | 73 | 88 | A | L |
| 2/5/94 | South Carolina | 68 | 62 | H | W |
| 3/10/94 | SC (SEC-T) | 57 | 80 | N | L |
| 2/8/95 | South Carolina | 72 | 77 | A | L |
| 2/24/96 | South Carolina | 75 | 65 | H | W |
| 1/25/97 | South Carolina | 63 | 86 | A | L |
| 1/3/98 | South Carolina | 73 | 54 | H | W |
| 3/7/98 | SC (SEC-T) | 77 | 87 | N | L |
| 1/27/99 | South Carolina | 66 | 67 | A | L |
| 3/4/99 | SC (SEC-T) | 64 | 60 | N | W |
| 2/9/00 | South Carolina | 83 | 75 | H | W |
| 2/17/01 | South Carolina | 67 | 61 | A | W |
| 1/26/02 | South Carolina | 71 | 53 | H | W |
| 3/7/02 | SC (SEC-T) | 67 | 69 | N | L |
| 1/8/03 | South Carolina | 49 | 55 | A | L |
| 3/13/03 | SC (SEC-T) | 62 | 56 | N | W |
| 1/31/04 | South Carolina | 79 | 68 | H | W |
| 3/6/05 | S. Carolina (OT) | 70 | 76 | A | L |
| 3/10/05 | SC (SEC-T) | 53 | 52 | N | W |
| 1/11/06 | South Carolina | 68 | 63 | H | W |
| 2/24/07 | South Carolina | 63 | 76 | A | L |
| 2/2/08 | South Carolina | 77 | 80 | H | L |
| 1/24/09 | South Carolina | 71 | 82 | A | L |
| 1/20/10 | South Carolina | 66 | 57 | H | W |
| 2/22/11 | South Carolina | 73 | 79 | A | L |
| 3/10/11 | SC (SEC-T) | 66 | 55 | N | W |
| 1/28/12 | South Carolina | 66 | 62 | H | W |
| 2/20/13 | South Carolina | 62 | 62 | A | L |
| 1/18/14 | South Carolina | 75 | 74 | A | W |
| 2/1/14 | South Carolina | 75 | 71 | H | W |
| 1/10/15 | South Carolina | 65 | 49 | H | W |
| 3/12/15 | SC (SEC-T) | 58 | 60 | N | L |
| 1/19/16 | SC (OT) | 74 | 77 | H | L |
| 1/14/17 | South Carolina | 56 | 67 | A | L |
| 3/4/17 | South Carolina | 75 | 70 | H | W |
| 12/31/17 | South Carolina | 74 | 69 | H | W |
| 3/7/18 | S. Carolina (SECT) | 84 | 85 | N | L |
| 2/19/19 | South Carolina | 64 | 79 | A | L |
| 2/5/20 | South Carolina | 84 | 70 | H | W |
| 2/13/21 | South Carolina | 81 | 74 | A | W |
| 3/11/21 | S. Carolina (SECT) | 76 | 59 | N | W |
| 2/15/22 | South Carolina | 74 | 77 | H | L |



ARKANSAS LEADS 51-33

In Oxford: Ole Miss leads 20-9
 In Fayetteville: Arkansas leads 19-11
 Neutral: Arkansas leads 23-2
 In OT: Ole Miss leads 2-1

| | OM | ARK | |
|----------|----------|-----|--------|
| 12/20/50 | Arkansas | 35 | 45 N L |
| 12/21/50 | Arkansas | 45 | 41 N W |
| 12/7/51 | Arkansas | 58 | 66 |

| | | | | | |
|----------|----------------------|------|-----|---|---|
| 12/19/78 | Arkansas | .66 | 67 | N | L |
| 12/15/79 | Arkansas | .59 | 67 | A | L |
| 12/3/86 | Arkansas | .56 | 70 | N | L |
| 12/9/87 | Arkansas | .40 | 79 | N | L |
| 12/13/88 | Arkansas | .68 | 74 | N | L |
| 12/5/89 | Arkansas | .76 | 90 | N | L |
| 1/18/92 | Arkansas | .93 | 114 | H | L |
| 3/7/92 | Arkansas | .83 | 100 | A | L |
| 1/6/93 | Arkansas | .78 | 90 | A | L |
| 2/27/93 | Arkansas | .63 | 85 | H | L |
| 1/5/94 | Arkansas | .61 | 87 | A | L |
| 2/19/94 | Arkansas | .73 | 90 | N | L |
| 1/4/95 | Arkansas | .76 | 71 | H | W |
| 2/18/95 | Arkansas | .70 | 85 | A | L |
| 1/10/96 | Arkansas | .62 | 63 | H | L |
| 2/14/96 | Arkansas | .73 | 79 | A | L |
| 1/2/97 | Arkansas | .91 | 74 | A | W |
| 1/29/97 | Arkansas | .71 | 52 | H | W |
| 2/5/98 | Arkansas | .87 | 100 | A | L |
| 2/25/98 | Arkansas | .81 | 65 | H | W |
| 1/9/99 | Arkansas | .76 | 65 | A | W |
| 1/30/99 | Arkansas | .89 | 81 | H | W |
| 1/5/00 | Arkansas | .64 | 71 | A | L |
| 2/2/00 | Arkansas | .87 | 82 | H | W |
| 1/10/01 | Arkansas | .53 | 48 | A | W |
| 1/31/01 | Arkansas | .84 | 73 | H | W |
| 1/19/02 | Arkansas | .70 | 64 | A | W |
| 2/09/02 | Arkansas | .79 | 67 | H | W |
| 1/25/03 | Arkansas | .73 | 54 | H | W |
| 3/8/03 | Arkansas | .64 | 54 | A | W |
| 1/17/04 | Arkansas | .78 | 86 | A | L |
| 3/06/04 | Arkansas | .55 | 45 | H | W |
| 1/5/05 | Arkansas | .46 | 69 | A | L |
| 2/5/05 | Arkansas | .65 | 66 | H | L |
| 1/25/06 | Arkansas | .58 | 71 | A | L |
| 2/15/06 | Arkansas | .73 | 70 | H | W |
| 1/13/07 | Arkansas | .74 | 72 | H | W |
| 2/17/07 | Arkansas | .66 | 83 | A | L |
| 2/9/08 | Arkansas | .69 | 75 | A | L |
| 3/4/08 | Arkansas | .81 | 72 | H | W |
| 1/14/09 | Arkansas | .74 | 65 | H | W |
| 3/4/09 | Arkansas (OT) | .98 | 91 | A | W |
| 1/31/10 | Arkansas | .73 | 80 | H | L |
| 3/6/10 | Arkansas | .68 | 66 | A | W |
| 2/5/11 | Arkansas | .69 | 60 | A | W |
| 3/5/11 | Arkansas | .84 | 74 | H | W |
| 1/11/12 | Arkansas | .71 | 63 | H | W |
| 2/28/12 | Arkansas | .77 | 75 | A | W |
| 1/19/13 | Arkansas | .76 | 64 | H | W |
| 3/5/14 | Arkansas | .110 | 80 | A | L |
| 1/17/15 | Arkansas | .96 | 82 | A | W |
| 2/14/15 | Arkansas | .70 | 71 | H | L |
| 2/13/16 | Arkansas | .76 | 60 | H | W |
| 2/18/17 | Arkansas | .80 | 98 | A | L |
| 3/10/17 | Arkansas | .72 | 73 | A | L |
| 1/20/18 | Arkansas | .93 | 97 | A | L |
| 2/13/18 | Arkansas | .64 | 75 | H | L |
| 1/19/19 | Arkansas | .84 | 67 | H | W |
| 3/2/19 | Arkansas | .73 | 74 | A | L |
| 1/11/20 | Arkansas | .72 | 76 | H | L |
| 1/27/21 | Arkansas | .59 | 74 | A | L |
| 1/26/22 | Arkansas | .55 | 64 | H | L |



OLE MISS LEADS 15-6

In Oxford: Ole Miss leads 7-2
In Columbia: Ole Miss leads 6-3
Neutral: Ole Miss leads 2-1
Postseason: Ole Miss leads 2-1
Overtime: Ole Miss leads 1-0

| OM MU | | | | | |
|---------|-----------------|-----|----|---|---|
| 1/12/13 | Missouri | .64 | 49 | H | W |
| 2/9/13 | Missouri | .79 | 98 | A | L |
| 3/15/13 | Missouri (SECT) | .64 | 62 | N | W |
| 2/8/14 | Missouri | .91 | 88 | H | W |
| 1/31/15 | Missouri | .67 | 47 | A | W |
| 2/3/16 | Missouri | .76 | 73 | A | W |
| 2/23/16 | Missouri | .85 | 76 | H | W |
| 1/21/17 | Missouri | .75 | 71 | A | W |
| 2/25/17 | Missouri | .80 | 77 | H | W |
| 3/9/17 | Missouri (SECT) | .86 | 74 | N | W |
| 2/6/18 | Missouri | .69 | 75 | H | L |
| 2/20/18 | Missouri (OT) | .90 | 87 | A | W |
| 2/16/19 | Missouri | .75 | 65 | H | W |
| 3/9/19 | Missouri | .73 | 68 | A | W |
| 2/18/20 | Missouri | .68 | 71 | A | L |
| 3/4/20 | Missouri | .75 | 67 | H | W |
| 2/10/21 | Missouri | .80 | 59 | H | W |
| 2/23/21 | Missouri | .60 | 53 | A | W |
| 1/18/22 | Missouri | .53 | 89 | H | L |
| 2/12/22 | Missouri | .68 | 74 | A | L |
| 3/9/22 | Missouri (SEC) | .60 | 72 | N | L |



OKLAHOMA STATE LEADS 3-0

| OM Ok St. | | | | | |
|-----------|----------------|-----|----|---|---|
| 1/15/48 | Oklahoma State | .34 | 52 | N | L |
| 12/28/53 | Oklahoma State | .42 | 59 | N | L |
| 11/29/19 | Oklahoma State | .37 | 78 | N | L |



KENTUCKY LEADS 109-14

In Oxford: Kentucky leads 29-11
In Lexington: Kentucky leads 56-2
Neutral: Kentucky leads 24-1
Postseason: Kentucky leads 15-1
Overtime: Kentucky leads 1-0

| OM UK | | | | | |
|---------|--------------------------|-----|----|---|---|
| 1/9/25 | Kentucky | .23 | 26 | A | L |
| 2/11/27 | Kentucky | .37 | 17 | A | W |
| 2/27/28 | Kentucky (SoConT) | .41 | 28 | N | W |
| 2/22/29 | Kentucky | .30 | 35 | A | L |
| 2/23/29 | Kentucky | .24 | 32 | A | L |

| | | | | | |
|---------|------------------|-----|-----|---|---|
| 2/24/33 | Kentucky (SEC-T) | .31 | 49 | N | L |
| 3/3/39 | Kentucky (SEC-T) | .30 | 49 | N | L |
| 2/10/41 | Kentucky | .41 | 60 | A | L |
| 2/28/41 | Kentucky (SEC-T) | .52 | 62 | N | L |
| 2/27/42 | Kentucky (SEC-T) | .32 | 59 | N | L |
| 2/3/49 | Kentucky | .45 | 75 | N | L |
| 2/16/49 | Kentucky | .31 | 85 | A | L |
| 2/4/50 | Kentucky | .55 | 61 | N | L |
| 2/15/50 | Kentucky | .50 | 90 | A | L |
| 2/3/51 | Kentucky | .39 | 86 | N | L |
| 1/2/52 | Kentucky | .58 | 116 | N | L |
| 2/6/52 | Kentucky | .61 | 81 | A | L |
| 2/13/54 | Kentucky | .62 | 88 | A | L |
| 2/5/55 | Kentucky | .66 | 84 | N | L |
| 2/11/56 | Kentucky | .49 | 88 | A | L |
| 2/8/57 | Kentucky | .69 | 75 | N | L |
| 2/8/58 | Kentucky | .65 | 96 | A | L |
| 2/7/59 | Kentucky | .72 | 97 | N | L |
| 2/6/60 | Kentucky | .43 | 61 | A | L |
| 2/11/61 | Kentucky | .60 | 74 | N | L |
| 2/10/62 | Kentucky | .60 | 83 | A | L |
| 2/9/63 | Kentucky | .69 | 75 | N | L |
| 2/8/64 | Kentucky | .59 | 102 | A | L |
| 2/6/65 | Kentucky | .65 | 102 | A | L |
| 2/21/66 | Kentucky | .65 | 108 | H | L |
| 1/30/67 | Kentucky | .53 | 96 | A | L |
| 2/6/67 | Kentucky | .70 | 79 | H | L |
| 1/29/68 | Kentucky | .76 | 85 | H | L |
| 2/5/68 | Kentucky | .62 | 78 | A | L |
| 1/4/69 | Kentucky | .59 | 69 | H | L |
| 2/8/69 | Kentucky | .68 | 104 | A | L |
| 1/3/70 | Kentucky | .73 | 95 | A | L |
| 2/7/70 | Kentucky | .85 | 120 | H | L |
| 1/2/71 | Kentucky | .95 | 103 | H | L |
| 2/6/71 | Kentucky | .86 | 121 | H | L |
| 1/8/72 | Kentucky | .82 | 93 | A | L |
| 2/12/72 | Kentucky | .82 | 90 | H | L |
| 1/6/73 | Kentucky | .61 | 58 | H | W |
| 2/10/73 | Kentucky | .70 | 88 | A | L |
| 1/17/74 | Kentucky | .64 | 93 | A | L |
| 2/18/74 | Kentucky | .61 | 60 | H | W |
| 1/18/75 | Kentucky | .82 | 85 | H | L |
| 2/17/75 | Kentucky | .89 | 108 | A | L |
| 1/31/76 | Kentucky | .81 | 89 | A | L |
| 2/28/76 | Kentucky | .87 | 94 | H | L |
| 1/24/77 | Kentucky | .73 | 100 | A | L |
| 2/21/77 | Kentucky | .69 | 81 | H | L |
| 1/16/78 | Kentucky | .56 | 76 | A | L |
| 2/13/78 | Kentucky | .52 | 64 | H | L |
| 1/8/79 | Kentucky | .64 | 90 | A | L |
| 2/5/79 | Kentucky | .82 | 87 | H | L |
| 2/28/79 | Kentucky (SEC-T) | .77 | 82 | N | L |
| 1/9/80 | Kentucky | .73 | 79 | H | L |
| 2/6/80 | Kentucky | .72 | 86 | A | L |
| 2/29/80 | Kentucky (SEC-T) | .67 | 70 | N | L |
| 1/14/81 | Kentucky | .55 | 64 | A | L |
| 2/11/81 | Kentucky | .55 | 62 | H | L |
| 1/13/82 | Kentucky | .67 | 65 | H | W |
| 2/10/82 | Kentucky | .49 | 57 | A | L |
| 3/5/82 | Kentucky (SEC-T) | .58 | 62 | N | L |
| 1/3/83 | Kentucky | .60 | 72 | A | L |
| 3/3/83 | Kentucky | .58 | 61 | H | L |
| 1/2/84 | Kentucky | .55 | 68 | H | L |
| 3/1/84 | Kentucky | .57 | 76 | A | L |
| 1/9/85 | Kentucky | .45 | 57 | H | L |
| 2/9/85 | Kentucky | .52 | 67 | A | L |
| 1/8/86 | Kentucky | .58 | 75 | A | L |
| 2/8/86 | Kentucky | .58 | 62 | H | L |
| 3/6/86 | Kentucky (SEC-T) | .69 | 95 | N | L |
| 1/28/87 | Kentucky | .76 | 65 | H | W |
| 2/28/87 | Kentucky | .63 | 64 | A | L |
| 2/3/88 | Kentucky | .65 | 94 | A | L |
| 3/5/88 | Kentucky | .71 | 78 | H | L |
| 3/11/88 | Kentucky (SEC-T) | .64 | 82 | N | L |
| 1/28/89 | Kentucky | .70 | 65 | H | W |
| 3/1/89 | Kentucky | .69 | 70 | A | L |
| 1/27/90 | Kentucky | .79 | 98 | A | L |
| 2/28/90 | Kentucky | .88 | 74 | H | W |
| 1/16/91 | Kentucky | .85 | 95 | H | L |
| 2/16/91 | Kentucky | .77 | 89 | A | L |
| 1/29/92 | Kentucky | .78 | 96 | A | L |

| | | | | | |
|----------|------------------|-----|----|---|---|
| 3/3/93 | Kentucky | .66 | 98 | H | L |
| 1/12/94 | Kentucky | .64 | 98 | N | L |
| 1/18/95 | Kentucky | .65 | 82 | H | L |
| 1/6/96 | Kentucky | .60 | 90 | A | L |
| 1/11/97 | Kentucky | .73 | 69 | H | W |
| 3/8/97 | Kentucky (SEC-T) | .70 | 88 | N | L |
| 2/14/98 | Kentucky | .70 | 64 | A | W |
| 1/16/99 | Kentucky | .57 | 63 | H | L |
| 3/5/99 | Kentucky (SEC-T) | .73 | 83 | N | L |
| 1/19/00 | Kentucky | .69 | 74 | A | L |
| 1/20/01 | Kentucky | .65 | 55 | H | W |
| 3/11/01 | Kentucky (SEC-T) | .55 | 77 | N | L |
| 1/15/02 | Kentucky | .64 | 87 | A | L |
| 2/8/03 | Kentucky | .62 | 80 | H | L |
| 1/28/04 | Kentucky | .61 | 71 | A | L |
| 1/19/05 | Kentucky | .50 | 53 | H | L |
| 2/22/06 | Kentucky | .40 | 80 | A | L |
| 3/9/06 | Kentucky (SEC-T) | .57 | 71 | N | L |
| 1/6/07 | Kentucky | .58 | 68 | H | L |
| 2/27/08 | Kentucky | .54 | 58 | A | L |
| 1/27/09 | Kentucky | .85 | 80 | H | W |
| 3/12/09 | Kentucky (SEC-T) | .58 | 71 | N | L |
| 2/2/10 | Kentucky | .75 | 85 | A | L |
| 2/1/11 | Kentucky | .71 | 69 | H | W |
| 3/11/11 | Kentucky (SEC-T) | .66 | 75 | N | L |
| 2/18/12 | Kentucky | .62 | 77 | A | L |
| 2/19/13 | Kentucky | .74 | 87 | H | L |
| 2/4/14 | Kentucky | .64 | 80 | A | L |
| 2/18/14 | Kentucky | .70 | 84 | H | L |
| 1/6/15 | Kentucky (OT) | .86 | 89 | A | L |
| 1/2/16 | Kentucky | .61 | 83 | A | L |
| 12/29/17 | Kentucky | .76 | 99 | H | L |
| 2/28/18 | Kentucky | .78 | 98 | A | L |
| 3/5/19 | Kentucky | .76 | 80 | H | L |
| 2/15/20 | Kentucky | .62 | 67 | A | L |
| 3/2/21 | Kentucky | .70 | 62 | H | W |
| 3/1/22 | Kentucky | .72 | 83 | A | L |



VANDERBILT LEADS 78-48

In Oxford: Ole Miss leads 34-26
In Nashville: Vanderbilt leads 48-9
Neutral: Ole Miss leads 5-4
Postseason: Series tied 4-4
In Overtime: Vanderbilt leads 5-4

| OM VU | | | | | |
|----------|------------------------|-----|----|---|---|
| 2/8/25 | Vanderbilt | .18 | 19 | H | L |
| 1/21/26 | Vanderbilt | .32 | 18 | H | W |
| 2/10/27 | Vanderbilt | .32 | 33 | A | L |
| 2/26/27 | Vanderbilt SoConT | .20 | 32 | N | L |
| 2/20/29 | Vanderbilt (OT) | .48 | 46 | H | W |
| 12/31/37 | Vanderbilt | .68 | 30 | N | W |
| 2/7/41 | Vanderbilt | .47 | 80 | A | L |
| 2/7/42 | Vanderbilt | .38 | 31 | H | W |
| 1/30/43 | Vanderbilt | .49 | 44 | H | W |
| 2/5/43 | Vanderbilt | .30 | 55 | A | L |
| 1/19/46 | Vanderbilt | .31 | 39 | H | L |
| 2/8/47 | Vanderbilt | .41 | 55 | A | L |
| 12/6/47 | Vanderbilt | .53 | 42 | H | W |
| 12/19/47 | Vanderbilt | .49 | 71 | A | L |
| 1/15/49 | Vanderbilt | .49 | 62 | H | L |
| 2/7/49 | Vanderbilt | .52 | 64 | A | L |
| 1/16/50 | Vanderbilt | .37 | 44 | H | L |
| 2/16/50 | Vanderbilt | .47 | 80 | A | L |
| 1/13/51 | Vanderbilt | .63 | 70 | H | L |
| 2/4/52 | Vanderbilt | .51 | 59 | A | L |
| 2/16/53 | | | | | |

OPPONENTS

| | | | | | |
|----------|-------------------|-----|-----|---|---|
| 1/17/55 | Vanderbilt | 77 | 63 | H | W |
| 1/14/56 | Vanderbilt | 73 | 85 | A | L |
| 12/8/56 | Vanderbilt | 61 | 90 | A | L |
| 1/12/57 | Vanderbilt | 68 | 66 | H | W |
| 1/11/58 | Vanderbilt | 59 | 68 | A | L |
| 1/10/59 | Vanderbilt (OT) | 74 | 79 | H | L |
| 1/9/60 | Vanderbilt | 58 | 66 | A | L |
| 1/16/61 | Vanderbilt | 74 | 72 | H | W |
| 1/15/62 | Vanderbilt | 58 | 80 | A | L |
| 1/14/63 | Vanderbilt | 72 | 79 | H | L |
| 1/13/64 | Vanderbilt | 81 | 88 | A | L |
| 1/25/65 | Vanderbilt | 70 | 84 | H | L |
| 1/10/66 | Vanderbilt | 58 | 106 | A | L |
| 1/14/67 | Vanderbilt (OT) | 70 | 78 | A | L |
| 2/11/67 | Vanderbilt | 67 | 72 | H | L |
| 1/13/68 | Vanderbilt | 70 | 96 | A | L |
| 2/10/68 | Vanderbilt | 72 | 90 | H | L |
| 1/13/69 | Vanderbilt | 55 | 62 | A | L |
| 2/12/69 | Vanderbilt | 75 | 67 | H | W |
| 12/3/69 | Vanderbilt | 75 | 87 | H | L |
| 2/11/70 | Vanderbilt | 83 | 80 | A | W |
| 12/22/70 | Vanderbilt | 112 | 130 | A | L |
| 2/10/71 | Vanderbilt | 94 | 88 | H | W |
| 1/26/72 | Vanderbilt | 92 | 65 | H | W |
| 2/16/72 | Vanderbilt | 83 | 89 | A | L |
| 12/13/72 | Vanderbilt | 57 | 59 | A | L |
| 1/17/73 | Vanderbilt | 49 | 59 | H | L |
| 1/26/74 | Vanderbilt | 56 | 71 | A | L |
| 2/25/74 | Vanderbilt | 68 | 84 | H | L |
| 1/25/75 | Vanderbilt | 66 | 80 | H | L |
| 2/24/75 | Vanderbilt | 80 | 86 | A | L |
| 2/2/76 | Vanderbilt | 60 | 61 | A | L |
| 3/1/76 | Vanderbilt | 81 | 72 | H | W |
| 1/22/77 | Vanderbilt (OT) | 72 | 77 | A | L |
| 2/19/77 | Vanderbilt | 75 | 66 | H | W |
| 1/14/78 | Vanderbilt | 63 | 66 | A | L |
| 2/11/78 | Vanderbilt | 61 | 57 | H | W |
| 1/6/79 | Vanderbilt | 70 | 94 | A | L |
| 2/3/79 | Vanderbilt | 58 | 66 | H | L |
| 1/16/80 | Vanderbilt | 67 | 66 | A | W |
| 2/13/80 | Vanderbilt | 89 | 78 | H | W |
| 1/21/81 | Vanderbilt | 46 | 44 | H | W |
| 2/18/81 | Vanderbilt | 50 | 52 | A | L |
| 3/6/81 | Vanderbilt (SECT) | 71 | 51 | N | W |
| 1/20/82 | Vanderbilt | 55 | 65 | A | L |
| 2/17/82 | Vanderbilt (4OT) | 51 | 48 | H | W |
| 1/5/83 | Vanderbilt | 77 | 62 | A | W |
| 3/5/83 | Vanderbilt | 62 | 51 | H | W |
| 1/4/84 | Vanderbilt | 55 | 76 | H | L |
| 3/3/84 | Vanderbilt | 60 | 70 | A | L |
| 3/7/84 | Vanderbilt (SECT) | 57 | 77 | N | L |
| 1/2/85 | Vanderbilt | 61 | 63 | A | L |
| 2/4/85 | Vanderbilt | 60 | 55 | H | W |
| 1/2/86 | Vanderbilt | 70 | 81 | H | L |
| 2/1/86 | Vanderbilt | 63 | 66 | A | L |
| 1/7/87 | Vanderbilt | 59 | 66 | A | L |
| 2/9/87 | Vanderbilt | 77 | 54 | H | W |
| 1/13/88 | Vanderbilt | 57 | 60 | H | L |
| 2/13/88 | Vanderbilt | 68 | 93 | A | L |
| 1/11/89 | Vanderbilt (OT) | 65 | 72 | H | L |
| 2/11/89 | Vanderbilt | 69 | 71 | A | L |
| 1/10/90 | Vanderbilt | 79 | 86 | A | L |
| 2/10/90 | Vanderbilt | 68 | 67 | H | W |
| 3/9/90 | Vanderbilt (SECT) | 65 | 62 | N | W |
| 1/23/91 | Vanderbilt | 52 | 89 | A | L |
| 2/23/91 | Vanderbilt | 74 | 58 | H | W |
| 2/1/92 | Vanderbilt | 84 | 72 | H | W |
| 2/10/93 | Vanderbilt | 59 | 89 | A | L |
| 2/23/94 | Vanderbilt (OT) | 77 | 72 | H | W |
| 1/25/95 | Vanderbilt | 75 | 82 | A | L |
| 2/10/96 | Vanderbilt | 78 | 55 | H | W |
| 1/18/97 | Vanderbilt | 64 | 67 | A | L |
| 3/7/97 | Vanderbilt (SECT) | 64 | 62 | N | W |
| 2/11/98 | Vanderbilt | 87 | 76 | H | W |
| 1/29/98 | Vanderbilt | 64 | 79 | A | L |
| 2/26/00 | Vanderbilt | 75 | 67 | H | W |
| 1/6/01 | Vanderbilt | 81 | 68 | A | W |
| 1/30/02 | Vanderbilt | 73 | 61 | H | W |
| 2/1/03 | Vanderbilt | 68 | 76 | A | L |
| 2/25/04 | Vanderbilt | 65 | 77 | H | L |
| 3/11/04 | Vanderbilt (SECT) | 50 | 70 | N | L |

| | | | | | |
|---------|--------------------|----|-----|---|---|
| 1/29/05 | Vanderbilt | 51 | 73 | A | L |
| 3/1/06 | Vanderbilt | 62 | 77 | H | L |
| 1/27/07 | Vanderbilt | 80 | 85 | A | L |
| 1/30/08 | Vanderbilt | 74 | 58 | H | W |
| 2/7/09 | Vanderbilt | 61 | 71 | A | L |
| 2/18/10 | Vanderbilt | 78 | 82 | H | L |
| 1/19/11 | Vanderbilt | 74 | 84 | A | L |
| 2/16/11 | Vanderbilt | 76 | 102 | H | L |
| 3/19/12 | Vanderbilt (SECT) | 53 | 65 | A | L |
| 1/15/13 | Vanderbilt (OT) | 89 | 79 | A | W |
| 3/16/13 | Vanderbilt (SEC-T) | 64 | 52 | N | W |
| 1/22/14 | Vanderbilt | 63 | 52 | A | W |
| 3/8/14 | Vanderbilt | 65 | 62 | H | W |
| 3/7/15 | Vanderbilt | 77 | 86 | H | L |
| 2/6/16 | Vanderbilt | 85 | 78 | H | W |
| 2/4/17 | Vanderbilt | 81 | 74 | A | W |
| 3/3/18 | Vanderbilt | 69 | 82 | H | L |
| 1/5/19 | Vanderbilt | 81 | 71 | A | W |
| 2/29/20 | Vanderbilt | 86 | 60 | H | L |
| 2/27/21 | Vanderbilt | 70 | 75 | A | L |
| 3/6/21 | Vanderbilt | 56 | 46 | H | W |
| 3/5/22 | Vanderbilt | 61 | 63 | H | L |



FLORIDA LEADS 69-48

In Oxford: Ole Miss leads 31-23
 In Gainesville: Florida leads 41-13
 Neutral: Tied 4-4
 Postseason: Florida leads 4-3
 In OT: Florida leads 6-1

| | | OM | UF | | |
|----------|--------------|----|-----|---|---|
| 12/18/40 | Florida | 27 | 35 | H | L |
| 2/13/42 | Florida | 35 | 46 | A | L |
| 12/16/42 | Florida | 35 | 32 | H | W |
| 12/17/42 | Florida | 51 | 44 | H | W |
| 2/19/49 | Florida | 61 | 63 | H | L |
| 1/9/50 | Florida | 54 | 46 | A | W |
| 1/10/51 | Florida | 58 | 69 | A | L |
| 2/2/52 | Florida | 56 | 45 | H | W |
| 2/28/53 | Florida | 64 | 61 | A | W |
| 2/22/54 | Florida | 86 | 66 | H | W |
| 2/21/55 | Florida | 72 | 78 | A | L |
| 2/20/56 | Florida | 90 | 77 | H | W |
| 2/18/57 | Florida | 81 | 92 | A | L |
| 2/17/58 | Florida | 67 | 65 | H | W |
| 12/29/58 | Florida | 71 | 47 | N | W |
| 2/16/59 | Florida (OT) | 97 | 102 | A | L |
| 2/13/60 | Florida | 90 | 81 | H | W |
| 2/20/61 | Florida (OT) | 77 | 81 | A | L |
| 2/19/62 | Florida | 62 | 63 | H | L |
| 2/18/63 | Florida | 72 | 63 | A | W |
| 2/17/64 | Florida | 97 | 91 | H | W |
| 1/16/65 | Florida | 39 | 60 | H | L |
| 2/15/65 | Florida | 53 | 85 | A | L |
| 1/15/66 | Florida | 49 | 79 | A | L |
| 1/29/66 | Florida | 61 | 96 | H | L |
| 12/31/66 | Florida | 64 | 79 | A | L |
| 1/9/67 | Florida | 63 | 78 | H | L |
| 1/3/68 | Florida | 68 | 70 | H | L |
| 1/8/68 | Florida | 75 | 94 | A | L |
| 1/27/69 | Florida | 66 | 88 | A | L |
| 2/24/69 | Florida | 79 | 77 | H | W |
| 1/26/70 | Florida | 79 | 77 | H | W |
| 2/23/70 | Florida | 62 | 63 | A | L |
| 1/25/71 | Florida | 86 | 106 | A | L |
| 2/22/71 | Florida | 68 | 85 | H | L |
| 1/31/71 | Florida | 86 | 72 | H | W |
| 2/28/72 | Florida | 87 | 74 | A | W |
| 1/29/73 | Florida | 59 | 65 | A | L |
| 2/26/73 | Florida | 97 | 80 | H | W |
| 1/21/74 | Florida | 83 | 73 | H | W |

| | | | | | |
|---------|-----------------|-----|----|---|---|
| 2/23/74 | Florida | 61 | 77 | A | L |
| 1/20/75 | Florida | 80 | 85 | A | L |
| 2/22/75 | Florida | 101 | 92 | H | W |
| 1/37/76 | Florida | 58 | 70 | H | L |
| 3/6/76 | Florida | 94 | 83 | A | W |
| 1/29/77 | Florida | 90 | 83 | H | W |
| 2/26/77 | Florida | 78 | 84 | A | L |
| 1/23/78 | Florida | 56 | 61 | H | L |
| 2/20/78 | Florida | 63 | 80 | A | L |
| 1/15/79 | Florida | 58 | 47 | H | W |
| 2/12/79 | Florida | 67 | 65 | A | W |
| 1/12/80 | Florida | 85 | 65 | H | W |
| 2/9/80 | Florida | 57 | 54 | A | W |
| 1/17/81 | Florida | 71 | 74 | A | L |
| 2/14/81 | Florida | 66 | 52 | H | W |
| 1/16/82 | Florida | 69 | 67 | H | W |
| 2/13/82 | Florida (OT) | 58 | 57 | A | W |
| 1/29/83 | Florida | 67 | 61 | H | W |
| 2/26/83 | Florida | 64 | 75 | A | L |
| 1/29/84 | Florida | 48 | 78 | A | L |
| 2/24/84 | Florida | 53 | 59 | H | L |
| 1/12/85 | Florida | 64 | 82 | A | L |
| 2/13/85 | Florida | 56 | 54 | H | W |
| 1/11/86 | Florida | 79 | 67 | H | W |
| 2/12/86 | Florida | 57 | 66 | A | L |
| 1/10/87 | Florida | 72 | 80 | H | L |
| 2/11/87 | Florida | 62 | 85 | A | L |
| 1/16/88 | Florida | 72 | 77 | A | L |
| 2/17/88 | Florida | 82 | 75 | H | W |
| 1/5/89 | Florida | 80 | 71 | H | W |
| 2/5/89 | Florida | 67 | 78 | A | L |
| 1/2/90 | Florida | 75 | 60 | H | W |
| 2/3/90 | Florida | 83 | 63 | A | W |
| 1/2/91 | Florida | 49 | 65 | A | L |
| 2/2/91 | Florida (2OT) | 81 | 91 | H | L |
| 2/12/92 | Florida (OT) | 84 | 86 | H | L |
| 2/17/93 | Florida | 47 | 94 | A | L |
| 3/11/93 | Florida (SEC-T) | 67 | 62 | N | W |
| 2/9/94 | Florida | 55 | 74 | H | L |
| 1/28/95 | Florida | 57 | 72 | A | L |
| 3/9/95 | Florida (SEC-T) | 59 | 63 | N | L |
| 1/20/96 | Florida | 55 | 59 | H | L |
| 3/7/96 | Florida (SEC-T) | 62 | 75 | N | L |
| 2/23/97 | Florida | 67 | 65 | A | W |
| 1/7/98 | Florida | 90 | 79 | H | W |
| 2/6/99 | Florida | 79 | 68 | A | W |
| 1/8/00 | Florida | 71 | 75 | H | L |
| 3/9/00 | Florida (SEC-T) | 67 | 89 | N | L |
| 2/21/01 | Florida | 75 | 55 | A | L |
| 3/10/01 | Florida (SEC-T) | 74 | 69 | N | W |
| 2/16/02 | Florida | 68 | 51 | H | W |
| 2/12/03 | Florida | 55 | 74 | A | L |
| 2/21/04 | Florida | 66 | 81 | H | L |
| 2/16/05 | Florida | 53 | 90 | A | L |
| 1/31/06 | Florida | 58 | 69 | H | L |
| 1/20/07 | Florida | 70 | 79 | A | L |
| 3/10/07 | Florida (SEC-T) | 59 | 80 | N | L |
| 1/16/08 | Florida | 89 | 87 | H | W |
| 1/10/09 | Florida | 68 | 78 | A | L |
| 2/20/10 | Florida | 61 | 64 | H | L |
| 1/8/11 | Florida | 71 | 77 | A | L |
| 1/26/12 | Florida | 60 | 64 | H | L |
| 2/2/13 | Florida | 64 | 78 | A | L |
| 3/17/13 | Florida (SEC-T) | 66 | 63 | N | W |
| 2/22/14 | Florida | 71 | 75 | H | L |
| 1/24/15 | Florida | 72 | 71 | A | W |
| 2/12/15 | Florida | 62 | 61 | H | W |
| 1/16/16 | Florida | 71 | 80 | H | L |
| 2/9/16 | Florida | 72 | 77 | A | L |
| 1/3/17 | Florida | 63 | 70 | A | L |
| 1/13/18 | Florida | 78 | 72 | H | W |
| 1/30/19 | Florida (OT) | 86 | 90 | A | L |
| 1/14/20 | Florida | 55 | 71 | A | L |
| 2/8/20 | Florida | 68 | 51 | H | W |
| 1/12/21 | Florida | 63 | 72 | A | L |
| 1/24/22 | Florida | 70 | 54 | H | W |
| 2/5/22 | Florida (OT) | 57 | 62 | A | L |



LSU LEADS 125-90

In Oxford: OM leads 56-37
 In Baton Rouge: LSU leads 81-30
 Neutral: LSU leads 7-4
 Postseason: LSU leads 6-4
 Overtime: LSU leads 6-3

| | | OM | LSU | | |
|---------|---------------|----|-----|---|---|
| 2/4/10 | LSU | 14 | 39 | A | L |
| 2/5/10 | LSU | 4 | 25 | A | L |
| 1/15/12 | LSU | 15 | 27 | A | L |
| 2/16/12 | LSU | 11 | 33 | A | L |
| 2/21/16 | LSU | 29 | 55 | A | L |
| 2/18/21 | LSU | 23 | 22 | A | W |
| 2/19/21 | LSU | 12 | 46 | A | L |
| 1/15/26 | LSU | 24 | 27 | A | L |
| 1/16/26 | LSU | 43 | 19 | A | W |
| 1/14/27 | LSU | 36 | 16 | A | W |
| 1/15/27 | LSU | 21 | 22 | A | L |
| 1/13/28 | LSU | 17 | 20 | A | L |
| 1/14/28 | LSU | 25 | 36 | A | L |
| 1/25/28 | LSU | 33 | 23 | A | W |
| 1/26/28 | LSU | 33 | 34 | A | L |
| 2/25/28 | LSU (SoCon-T) | 55 | 28 | N | W |
| 1/11/29 | LSU | 42 | 21 | A | W |
| 1/12/29 | LSU | 34 | 17 | A | W |
| 1/18/29 | LSU | 28 | 24 | H | W |
| 1/19/29 | LSU | 30 | 25 | H | W |
| 1/10/30 | LSU | 31 | 27 | H | W |
| 1/11/30 | LSU | 21 | 31 | A | L |
| 1/17/30 | LSU | 47 | 24 | A | W |
| 1/18/ | | | | | |

| | | | | | | | | | | | |
|----------|-------------|-----|-----|---|---|---------|-------------|-----|-----|---|---|
| 1/31/49 | LSU | 48 | 58 | H | L | 1/5/87 | LSU | 73 | 63 | H | W |
| 2/12/49 | LSU | 39 | 49 | A | L | 2/4/87 | LSU (OT) | 75 | 82 | A | L |
| 12/19/49 | LSU | 61 | 74 | A | L | 1/9/88 | LSU (OT) | 61 | 69 | H | L |
| 1/28/50 | LSU | 75 | 65 | H | W | 2/10/88 | LSU | 57 | 78 | A | L |
| 12/16/50 | LSU | 72 | 67 | H | W | 2/1/89 | LSU | 75 | 105 | A | L |
| 2/17/51 | LSU | 69 | 48 | A | W | 3/4/89 | LSU (OT) | 113 | 112 | H | W |
| 3/1/51 | LSU (SEC-T) | 57 | 62 | N | L | 1/31/90 | LSU | 77 | 79 | H | L |
| 12/14/51 | LSU | 69 | 81 | H | L | 3/3/90 | LSU | 94 | 103 | A | L |
| 1/30/52 | LSU | 68 | 65 | H | W | 1/19/91 | LSU | 71 | 87 | A | L |
| 2/18/52 | LSU | 67 | 78 | A | L | 2/20/91 | LSU | 78 | 89 | H | L |
| 3/1/52 | LSU (SEC-T) | 60 | 75 | N | L | 1/25/92 | LSU | 73 | 83 | H | L |
| 1/12/53 | LSU | 66 | 67 | H | L | 2/25/92 | LSU | 69 | 100 | A | L |
| 2/23/53 | LSU | 48 | 63 | A | L | 1/23/93 | LSU | 71 | 62 | H | W |
| 2/1/54 | LSU | 52 | 53 | A | L | 3/6/93 | LSU | 56 | 71 | A | L |
| 3/1/54 | LSU | 53 | 76 | H | L | 3/12/93 | LSU (SEC-T) | 70 | 89 | N | L |
| 1/31/55 | LSU | 89 | 69 | H | W | 1/29/94 | LSU | 66 | 90 | A | L |
| 2/28/55 | LSU | 65 | 68 | A | L | 3/5/94 | LSU | 93 | 78 | H | W |
| 2/6/56 | LSU | 76 | 100 | A | L | 1/21/95 | LSU (OT) | 81 | 87 | A | L |
| 2/27/56 | LSU | 81 | 70 | H | W | 2/15/95 | LSU | 102 | 90 | H | W |
| 2/2/57 | LSU | 79 | 73 | H | W | 2/3/96 | LSU | 66 | 71 | A | L |
| 2/23/57 | LSU | 83 | 76 | A | W | 2/28/96 | LSU | 75 | 48 | H | W |
| 2/3/58 | LSU | 76 | 63 | A | W | 2/5/97 | LSU | 79 | 73 | A | W |
| 2/24/58 | LSU | 85 | 75 | H | W | 2/26/97 | LSU | 74 | 68 | H | W |
| 12/30/58 | LSU | 55 | 69 | N | L | 1/21/98 | LSU | 80 | 58 | H | W |
| 2/2/59 | LSU | 80 | 69 | H | W | 2/18/98 | LSU | 83 | 57 | A | W |
| 2/23/59 | LSU | 93 | 99 | A | L | 2/3/99 | LSU | 82 | 66 | A | W |
| 2/1/60 | LSU | 76 | 61 | A | W | 2/27/99 | LSU | 79 | 57 | H | W |
| 2/22/60 | LSU | 90 | 70 | H | W | 2/16/00 | LSU | 53 | 97 | H | L |
| 2/6/61 | LSU | 69 | 75 | H | L | 3/4/00 | LSU | 60 | 64 | A | L |
| 2/29/61 | LSU | 48 | 46 | A | W | 2/7/01 | LSU | 50 | 33 | H | W |
| 2/5/62 | LSU | 59 | 70 | A | L | 2/28/01 | LSU (OT) | 77 | 78 | A | L |
| 2/26/62 | LSU | 74 | 68 | H | W | 1/23/02 | LSU | 70 | 55 | H | W |
| 2/4/63 | LSU | 60 | 48 | H | W | 2/27/02 | LSU | 56 | 59 | A | L |
| 2/25/63 | LSU | 61 | 80 | A | L | 1/18/03 | LSU | 67 | 57 | A | W |
| 2/1/64 | LSU | 67 | 77 | A | L | 3/5/03 | LSU | 64 | 77 | H | L |
| 2/22/64 | LSU | 80 | 86 | H | L | 1/21/04 | LSU | 53 | 49 | H | W |
| 2/1/65 | LSU | 56 | 58 | H | L | 3/3/04 | LSU | 45 | 58 | A | L |
| 2/22/65 | LSU | 56 | 60 | H | L | 1/26/05 | LSU | 60 | 70 | A | L |
| 1/3/66 | LSU | 81 | 80 | H | W | 3/2/05 | LSU | 53 | 58 | H | L |
| 2/12/66 | LSU | 68 | 90 | A | L | 1/28/06 | LSU | 73 | 79 | H | L |
| 12/19/66 | LSU | 74 | 67 | H | W | 3/4/06 | LSU | 52 | 55 | A | L |
| 2/25/67 | LSU | 89 | 77 | A | W | 1/17/07 | LSU | 55 | 62 | A | L |
| 12/19/67 | LSU | 68 | 81 | A | L | 2/14/07 | LSU | 71 | 70 | H | W |
| 2/24/68 | LSU | 87 | 85 | H | W | 3/9/07 | LSU (SEC-T) | 80 | 60 | N | W |
| 2/1/69 | LSU (OT) | 84 | 81 | A | W | 1/12/08 | LSU | 74 | 71 | H | W |
| 3/1/69 | LSU | 78 | 76 | H | W | 2/23/08 | LSU | 49 | 69 | A | L |
| 1/31/70 | LSU | 86 | 109 | A | L | 1/17/09 | LSU | 51 | 83 | H | L |
| 2/28/70 | LSU | 90 | 103 | H | L | 2/14/09 | LSU | 66 | 73 | A | L |
| 1/30/71 | LSU | 113 | 90 | A | W | 1/23/10 | LSU | 73 | 63 | A | W |
| 2/27/71 | LSU | 62 | 54 | H | W | 3/4/10 | LSU | 72 | 59 | H | W |
| 2/5/72 | LSU | 66 | 67 | A | L | 1/22/11 | LSU | 78 | 51 | A | W |
| 3/4/72 | LSU | 101 | 78 | H | W | 2/9/11 | LSU | 66 | 60 | H | W |
| 2/3/73 | LSU | 84 | 59 | H | W | 1/7/12 | LSU | 55 | 81 | A | L |
| 3/3/73 | LSU | 69 | 70 | A | L | 2/25/12 | LSU | 72 | 48 | H | W |
| 2/2/74 | LSU | 77 | 63 | H | W | 3/9/13 | LSU | 81 | 67 | A | W |
| 3/4/74 | LSU | 82 | 74 | H | W | 1/15/14 | LSU (OT) | 88 | 74 | H | W |
| 2/1/75 | LSU | 86 | 94 | A | L | 1/14/15 | LSU | 71 | 75 | H | L |
| 3/8/75 | LSU | 86 | 91 | H | L | 2/28/15 | LSU | 63 | 73 | A | L |
| 1/10/76 | LSU | 74 | 100 | A | L | 1/13/16 | LSU | 81 | 90 | A | L |
| 2/7/76 | LSU | 57 | 67 | H | L | 2/14/17 | LSU | 96 | 76 | H | W |
| 1/3/77 | LSU | 68 | 75 | A | L | 2/10/18 | LSU | 66 | 82 | A | L |
| 3/5/77 | LSU | 90 | 68 | H | W | 1/15/19 | LSU | 69 | 83 | H | L |
| 1/28/78 | LSU | 61 | 74 | H | L | 1/18/20 | LSU | 76 | 80 | H | L |
| 2/25/78 | LSU | 75 | 94 | A | L | 2/1/20 | LSU | 63 | 73 | A | L |
| 1/20/79 | LSU (OT) | 69 | 70 | H | L | 1/9/21 | LSU | 61 | 75 | H | L |
| 2/17/79 | LSU | 62 | 67 | A | L | 3/12/21 | LSU (SEC-T) | 73 | 76 | N | L |
| 1/23/80 | LSU | 66 | 72 | A | L | 2/1/22 | LSU | 76 | 72 | A | W |
| 2/21/80 | LSU | 74 | 77 | H | L | | | | | | |
| 1/28/81 | LSU | 59 | 63 | H | L | | | | | | |
| 2/25/81 | LSU | 67 | 74 | A | L | | | | | | |
| 1/27/82 | LSU | 46 | 53 | A | L | | | | | | |
| 2/24/82 | LSU | 74 | 61 | H | W | | | | | | |
| 3/4/82 | LSU (SEC-T) | 59 | 52 | N | W | | | | | | |
| 1/15/83 | LSU | 68 | 71 | H | L | | | | | | |
| 2/12/83 | LSU | 63 | 72 | A | L | | | | | | |
| 1/14/84 | LSU | 70 | 93 | A | L | | | | | | |
| 2/12/84 | LSU | 61 | 65 | H | L | | | | | | |
| 12/5/84 | LSU | 64 | 89 | A | L | | | | | | |
| 1/17/85 | LSU | 68 | 65 | H | W | | | | | | |
| 1/13/86 | LSU | 68 | 86 | A | L | | | | | | |
| 2/15/86 | LSU | 58 | 57 | H | W | | | | | | |



TEXAS A&M LEADS 9-4

In Oxford: Ole Miss leads 4-2
 In College Station: Texas A&M leads 6-0
 Neutral: Texas A&M leads 1-0

| OM | TAMU | | | | |
|----------|-----------|----|-----|---|---|
| 12/29/72 | Texas A&M | 83 | 100 | N | L |
| 2/13/13 | Texas A&M | 67 | 69 | A | L |
| 2/27/13 | Texas A&M | 82 | 73 | H | W |
| 3/1/14 | Texas A&M | 60 | 71 | A | L |
| 2/4/15 | Texas A&M | 69 | 59 | H | W |
| 2/16/16 | Texas A&M | 56 | 71 | A | L |
| 1/25/17 | Texas A&M | 76 | 80 | H | L |
| 1/16/18 | Texas A&M | 69 | 71 | A | L |
| 2/6/19 | Texas A&M | 75 | 71 | H | W |
| 1/7/20 | Texas A&M | 47 | 57 | A | L |
| 1/23/21 | Texas A&M | 61 | 50 | H | W |
| 1/11/22 | Texas A&M | 51 | 67 | A | L |
| 2/26/22 | Texas A&M | 66 | 76 | H | L |

SEC TOURNAMENT



SEC TOURNAMENT, TEAM-BY-TEAM (32-58)

| Opponent | Record | Last Meeting |
|-------------------|--------|------------------|
| Alabama | 2-6 | 2019 (2nd Rd, L) |
| Arkansas | 0-1 | 2017 (2nd Rd, L) |
| Auburn | 2-1 | 2012 (1st Rd, W) |
| Florida | 3-4 | 2013 (Finals, W) |
| Georgia | 2-9 | 2020 (1st Rd, L) |
| Georgia Tech | 1-1 | 1939 (1st Rd, W) |
| Kentucky | 0-15 | 2011 (2nd Rd, L) |
| LSU | 3-6 | 2021 (2nd Rd, L) |
| Mississippi State | 1-1 | 2014 (1st Rd, W) |
| Missouri | 2-1 | 2022 (1st Rd, L) |
| South Carolina | 5-5 | 2021 (1st Rd, W) |
| Tennessee | 7-5 | 2012 (2nd Rd, W) |
| Texas A&M | -- | -- |
| Vanderbilt | 4-3 | 2013 (Semis, W) |

SEC TOURNAMENT NOTES, ALL-TIME

Overall: 32-58 (59 tournaments since 1933)
Titles: 2 (1981, 2013)

First Round: 11-24
 Last Win: March 8, 2012, vs. Auburn, 68-54

Second Round: 13-22
 Last Win: March 11, 2021, vs. South Carolina, 76-59

Quarterfinals: 1-3
 Last Win: March 15, 2013, vs. Missouri, 64-62

Semifinals: 5-6
 Last Win: March 16, 2013, vs. Vanderbilt, 61-51

Championship Game: 2-3
 Last Win: March 17, 2013, vs. Florida, 66-63

OLE MISS ALL-TIME SEC TOURNAMENT RESULTS

| | | | | | |
|-----------------------------|---|-----------------------------|--|-----------------------------|--|
| 1933 First Round | Atlanta, Ga. Kentucky 49-Ole Miss 31 | 1984 First Round | Nashville, Tenn. Vanderbilt 77-Ole Miss 57 | 2005 First Round | Atlanta, Ga. Ole Miss 53-South Carolina 52 |
| 1937 First Round | Knoxville, Tenn. Alabama 35-Ole Miss 34 | 1985 First Round | Birmingham, Ala. Auburn 68-Ole Miss 60 | 2006 Second Round | Nashville, Tenn. Alabama 69-Ole Miss 52 |
| 1938 Second Round | Baton Rouge, La. Ole Miss 45-Tennessee 40 | 1986 First Round | Lexington, Ky. Ole Miss 73-Tennessee 56 | 2007 Second Round | Atlanta, Ga. Ole Miss 80-LSU 60 |
| 1939 First Round | Knoxville, Tenn. Ole Miss 42-Georgia Tech 38 | 1987 Second Round | Atlanta, Ga. Georgia 65-Ole Miss 63 | 2008 Semifinals | Florida 80-Ole Miss 59 |
| 1940 Second Round | Knoxville, Tenn. Georgia 45-Ole Miss 28 | 1988 First Round | Baton Rouge, La. Ole Miss 64-Alabama 59 ot | 2009 First Round | Tampa, Fla. Kentucky 71-Ole Miss 58 |
| 1941 First Round | Louisville, Ky. Kentucky 62-Ole Miss 52 | 1989 Second Round | Knoxville, Tenn. Ole Miss 82-Ole Miss 64 | 2010 Second Round | Nashville, Tenn. Tennessee 76-Ole Miss 65 |
| 1942 Second Round | Louisville, Ky. Kentucky 59-Ole Miss 32 | 1990 First Round | Orlando, Fla. Ole Miss 87-Tennessee 86 | 2011 First Round | Atlanta, Ga. Ole Miss 66-South Carolina 55 |
| 1943 First Round | Louisville, Ky. Georgia 36-Ole Miss 27 | 1991 Second Round | Nashville, Tenn. Ole Miss 65-Vanderbilt 62 | 2012 Second Round | New Orleans, La. Kentucky 75-Ole Miss 66 |
| 1945 First Round | Louisville, Ky. Tennessee 59-Ole Miss 37 | 1992 Finals | Nashville, Tenn. Alabama 70-Ole Miss 51 | 2013 First Round | Atlanta, Ga. Ole Miss 68-Auburn 54 |
| 1946 Second Round | Louisville, Ky. LSU 69-Ole Miss 34 | 1993 First Round | Nashville, Tenn. Tennessee 94-Ole Miss 85 | 2014 Second Round | Nashville, Tenn. Ole Miss 78-Tennessee 72 (ot) |
| 1947 First Round | Louisville, Ky. LSU 61-Ole Miss 36 | 1994 Second Round | Birmingham, Ala. Georgia 85-Ole Miss 66 | 2015 Semifinals | Atlanta, Ga. Vanderbilt 65-Ole Miss 53 |
| 1948 Second Round | Louisville, Ky. Tennessee 81-Ole Miss 62 | 1995 First Round | Lexington, Ky. LSU 89-Ole Miss 70 | 2016 Finals | Atlanta, Ga. Ole Miss 66-Florida 63 |
| 1949 Second Round | Louisville, Ky. Tennessee 74-Ole Miss 49 | 1996 First Round | Memphis, Tenn. South Carolina 80-Ole Miss 57 | 2017 First Round | Atlanta, Ga. Ole Miss 78-Mississippi State 66 |
| 1950 First Round | Louisville, Ky. Georgia 59-Ole Miss 58 | 1997 Second Round | Atlanta, Ga. Florida 63-Ole Miss 59 | 2018 Second Round | Nashville, Tenn. Georgia 75-Ole Miss 73 |
| 1951 First Round | Louisville, Ky. Ole Miss 44-Alabama 42 | 1998 First Round | New Orleans, La. Florida 75-Ole Miss 62 | 2019 First Round | Nashville, Tenn. South Carolina 60-Ole Miss 58 |
| 1952 Second Round | Louisville, Ky. LSU 62-Ole Miss 57 | 1999 First Round | Memphis, Tenn. Ole Miss 64-Vanderbilt 62 | 2020 First Round | Nashville, Tenn. Alabama 62-Ole Miss 57 |
| 1979 First Round | Birmingham, Ala. Kentucky 82-Ole Miss 77 | 2000 Second Round | Memphis, Tenn. Kentucky 88-Ole Miss 70 | 2021 Second Round | Nashville, Tenn. Georgia 81-Ole Miss 63 |
| 1980 Second Round | Birmingham, Ala. Ole Miss 76-Tennessee 74 | 2001 Semifinals | Atlanta, Ga. Ole Miss 72-Georgia 67 | 2022 First Round | Nashville, Tenn. Arkansas 73-Ole Miss 72 |
| 1981 Semifinals | Birmingham, Ala. Kentucky 70-Ole Miss 67 | 2002 Finals | Atlanta, Ga. South Carolina 87-Ole Miss 77 | 2018 First Round | Saint Louis, Mo. South Carolina 85-Ole Miss 84 |
| 1982 Semifinals | Birmingham, Ala. Ole Miss 81-Tennessee 72 | 2003 First Round | Atlanta, Ga. Florida 89-Ole Miss 67 | 2019 Second Round | Nashville, Tenn. Alabama 62-Ole Miss 57 |
| 1983 Finals | Birmingham, Ala. Ole Miss 71-Vanderbilt 51 | 2004 First Round | Nashville, Tenn. Ole Miss 86-Tennessee 73 | 2020 First Round | Nashville, Tenn. Arkansas 73-Ole Miss 72 |
| 1982 Finals | Lexington, Ky. Ole Miss 66, Georgia 62 (SEC Tournament Champion) | 2005 First Round | Atlanta, Ga. Kentucky 77-Ole Miss 55 | 2021 Second Round | Nashville, Tenn. LSU 76-Ole Miss 73 |
| 1982 Semifinals | Lexington, Ky. Ole Miss 59-LSU 52 | 2006 First Round | Atlanta, Ga. South Carolina 69-Ole Miss 67 | 2022 First Round | Tampa, Fla. Missouri 72-Ole Miss 60 |
| 1983 Second Round | Birmingham, Ala. Kentucky 62-Ole Miss 58 | 2007 First Round | New Orleans, La. Ole Miss 62-South Carolina 56 | Overall Record: | 32-58 (59 Tournaments) |
| 1983 Second Round | Birmingham, Ala. Georgia 69-Ole Miss 55 | 2008 First Round | Mississippi State 73-Ole Miss 64 | | |
| | | 2009 First Round | Atlanta, Ga. Vanderbilt 70-Ole Miss 50 | | |

NATIONAL TOURNAMENTS



The 2013 Ole Miss Rebels, fresh off a thrilling run to win the SEC Tournament title, took down 5-seed Wisconsin in the opening round of the NCAA Tournament, 57-46.



Ole Miss has made the NIT semifinals twice, heading to New York City's Madison Square Garden in both 2008 and 2010.

OLE MISS ALL-TIME POSTSEASON RESULTS

NCAA Tournament (5-9 Record / 9 Appearances)

| | | |
|------|---|----------|
| 1981 | Kansas (Midwest Region, Wichita, Kan.) | 66-69, L |
| 1997 | Temple (Midwest Region, Kansas City, Mo.) | 40-62, L |
| 1998 | Valparaiso (Midwest Region, Oklahoma City, Okla.) | 69-70, L |
| 1999 | Villanova (Midwest Region, Milwaukee, Wis.) | 72-70, W |
| | Michigan State (Midwest Region, Milwaukee, Wis.) | 66-74, L |
| 2001 | Iona (Midwest Region, Kansas City, Mo.) | 72-70, W |
| | Notre Dame (Midwest Region, Kansas City, Mo.) | 59-56, W |
| | Arizona (Midwest Region, San Antonio, Texas) | 56-66, L |
| 2002 | UCLA (West Region, Pittsburgh, Pa.) | 58-80, L |
| 2013 | Wisconsin (West Region, Kansas City, Mo.) | 57-46, W |
| | La Salle (West Region, Kansas City, Mo.) | 74-76, L |
| 2015 | BYU (West Region, Dayton, Ohio) | 94-90, W |
| | Xavier (West Region, Jacksonville, Fla.) | 57-76, L |
| 2019 | Oklahoma (Columbia, S.C.) | 72-95, L |

National Invitation Tournament (15-13 Record / 13 Appearances)

| | | |
|------|---|----------------|
| 1980 | Grambling (Oxford, Miss.) | 76-74, W |
| | Minnesota (Minneapolis, Minn.) | 56-58, L |
| 1982 | Clemson (Clemson, S.C.) | 53-49, W |
| | Virginia Tech (Oxford, Miss.) | 59-61, L |
| 1983 | Alabama State (Oxford, Miss.) | 87-75, W |
| | South Florida (Oxford, Miss.) | 65-57, W |
| | DePaul (Chicago, Ill.) | 67-75, L |
| 1987 | Southern Mississippi (Hattiesburg, Miss.) | 75-93, L |
| 1989 | St. John's (Jamaica, N.Y.) | 67-70, L |
| 2000 | UNC Charlotte (Oxford, Miss.) | 62-45, W |
| | Southwest Missouri State (Oxford, Miss.) | 70-48, W |
| | N.C. State (Raleigh, N.C.) | 54-77, L |
| 2007 | Appalachian State (Oxford, Miss.) | 73-59, W |
| | Clemson (Clemson, S.C.) | 68-89, L |
| 2008 | UC Santa Barbara (Oxford, Miss.) | 83-68, W |
| | Nebraska (Oxford, Miss.) | 85-75, W (OT) |
| | Virginia Tech (Blacksburg, Va.) | 81-72, W |
| | Ohio State (New York, N.Y.) | 69-81, L |
| 2010 | Troy (Oxford, Miss.) | 84-65, W |
| | Memphis (Oxford, Miss.) | 90-81, W |
| | Texas Tech (Oxford, Miss.) | 90-87, W (2OT) |
| | Dayton (New York, N.Y.) | 63-68, L |
| 2011 | California (Berkeley, Calif.) | 74-77, L |
| 2012 | Illinois State (Oxford, Miss.) | 93-96, L (OT) |
| 2017 | Monmouth (West Long Branch, N.J.) | 91-83, W |
| | Syracuse (Syracuse, N.Y.) | 85-80, W |
| | Georgia Tech (Oxford, Miss.) | 66-74, L |
| 2021 | Louisiana Tech (Frisco, Texas) | 61-70, L |

2021-22 OVERALL STATS

Game Records

| Record | Overall | Home | Away | Neutral |
|----------------|---------|------|------|---------|
| ALL GAMES | 13-19 | 10-8 | 2-7 | 1-4 |
| CONFERENCE | 4-14 | 2-7 | 2-7 | 0-0 |
| NON-CONFERENCE | 9-5 | 8-1 | 0-0 | 1-4 |

Score by Periods

| Team | 1st | 2nd | OT | TOT |
|-----------|------|------|----|------|
| Ole Miss | 1049 | 1107 | 24 | 2180 |
| Opponents | 1019 | 1140 | 38 | 2197 |

Team Box Score

| No. | Player | | | | Total | | 3-Point | | F-Throw | | Rebounds | | | | | | | | | | | |
|------------------|-----------------------|-----------|-------------|------|-----------------|-------------|----------------|-------------|----------------|-------------|------------|------------|-------------|-------------|------------|----------|------------|------------|------------|------------|-------------|-------------|
| | | GP-GS | MIN | AVG | FG-FGA | FG% | 3FG-3FGA | 3FG% | FT-FTA | FT% | OFF | DEF | TOT | AVG | PF | DQ | A | TO | BLK | STL | PTS | AVG |
| 24 | JOINER, Jarkel | 22-17 | 683:53 | 31.1 | 102-249 | .410 | 35-103 | .340 | 52-63 | .825 | 7 | 58 | 65 | 3.0 | 44 | 1 | 51 | 20 | 1 | 26 | 291 | 13.2 |
| 2 | RUFFIN, Daeshun | 14-10 | 361:59 | 25.9 | 57-153 | .373 | 11-51 | .216 | 52-69 | .754 | 4 | 17 | 21 | 1.5 | 25 | 0 | 48 | 37 | 2 | 32 | 177 | 12.6 |
| 11 | MURRELL, Matthew | 31-24 | 917:03 | 29.6 | 123-288 | .427 | 59-153 | .386 | 69-92 | .750 | 14 | 79 | 93 | 3.0 | 52 | 0 | 53 | 41 | 4 | 24 | 374 | 12.1 |
| 3 | BROOKS, Nysier | 32-32 | 934:39 | 29.2 | 129-222 | .581 | 0-4 | .000 | 57-83 | .687 | 87 | 146 | 233 | 7.3 | 83 | 2 | 25 | 54 | 40 | 29 | 315 | 9.8 |
| 4 | BRAKEFIELD, Jaemyn | 32-25 | 807:50 | 25.2 | 90-191 | .471 | 31-83 | .373 | 35-51 | .686 | 26 | 108 | 134 | 4.2 | 43 | 1 | 24 | 50 | 7 | 22 | 246 | 7.7 |
| 14 | FAGAN, Tye | 32-12 | 688:35 | 21.5 | 88-195 | .451 | 23-69 | .333 | 29-40 | .725 | 19 | 78 | 97 | 3.0 | 28 | 0 | 63 | 52 | 6 | 20 | 228 | 7.1 |
| 15 | RODRIGUEZ, Luis | 32-23 | 859:45 | 26.9 | 72-204 | .353 | 31-102 | .304 | 35-54 | .648 | 53 | 124 | 177 | 5.5 | 83 | 3 | 58 | 38 | 8 | 42 | 210 | 6.6 |
| 21 | ALLEN, Robert | 8-4 | 151:19 | 18.9 | 18-40 | .450 | 1-7 | .143 | 15-25 | .600 | 19 | 24 | 43 | 5.4 | 14 | 0 | 6 | 8 | 7 | 5 | 52 | 6.5 |
| 1 | CROWLEY, Austin | 31-11 | 554:32 | 17.9 | 58-148 | .392 | 23-66 | .348 | 13-15 | .867 | 3 | 51 | 54 | 1.7 | 45 | 1 | 79 | 43 | 7 | 17 | 152 | 4.9 |
| 23 | HUNTER, Sammy | 29-0 | 301:40 | 10.4 | 34-76 | .447 | 5-25 | .200 | 10-17 | .588 | 19 | 15 | 34 | 1.2 | 43 | 0 | 4 | 12 | 5 | 6 | 83 | 2.9 |
| 5 | WHITE, James | 18-1 | 123:29 | 6.9 | 17-39 | .436 | 2-9 | .222 | 3-9 | .333 | 1 | 14 | 15 | 0.8 | 13 | 0 | 4 | 5 | 1 | 1 | 39 | 2.2 |
| 10 | SLATTEN, Grant | 6-0 | 14:21 | 2.4 | 2-5 | .400 | 0-1 | .000 | 0-1 | .000 | 1 | 1 | 2 | 0.3 | 1 | 0 | 1 | 3 | 0 | 2 | 4 | 0.7 |
| 0 | VAN DER HEIJDEN, Eric | 15-0 | 61:49 | 4.1 | 2-10 | .200 | 1-5 | .200 | 1-2 | .500 | 1 | 8 | 9 | 0.6 | 9 | 0 | 4 | 3 | 1 | 1 | 6 | 0.4 |
| 33 | MCBRIDE, John | 8-1 | 14:06 | 1.8 | 1-4 | .250 | 0-2 | .000 | 1-2 | .500 | 2 | 1 | 3 | 0.4 | 3 | 0 | 2 | 1 | 0 | 0 | 3 | 0.4 |
| Team | | | | | | | | | | | 40 | 50 | 90 | | | | | 24 | | | | |
| Total | | 32 | 6475 | | 793-1824 | .435 | 222-680 | .326 | 372-523 | .711 | 296 | 774 | 1070 | 33.4 | 486 | 8 | 422 | 391 | 89 | 227 | 2180 | 68.1 |
| Opponents | | 32 | 6475 | | 816-1792 | .455 | 209-648 | .323 | 356-502 | .709 | 280 | 814 | 1094 | 34.2 | 510 | 7 | 486 | 420 | 105 | 220 | 2197 | 68.7 |

Team Statistics

| | OM | OPP |
|------------------------|-----------------|-----------------|
| Scoring | 2180 | 2197 |
| Points per game | 68.1 | 68.7 |
| Scoring margin | -0.5 | - |
| Field goals-att | 793-1824 | 816-1792 |
| Field goal pct | .435 | .455 |
| 3 point fg-att | 222-680 | 209-648 |
| 3-point FG pct | .326 | .323 |
| 3-pt FG made per game | 6.9 | 6.5 |
| Free throws-att | 372-523 | 356-502 |
| Free throw pct | .711 | .709 |
| F-Throws made per game | 11.6 | 11.1 |
| Rebounds | 1070 | 1094 |
| Rebounds per game | 33.4 | 34.2 |
| Rebounding margin | -0.8 | - |
| Assists | 422 | 486 |
| Assists per game | 13.2 | 15.2 |
| Turnovers | 391 | 420 |
| Turnovers per game | 12.2 | 13.1 |
| Turnover margin | +0.9 | - |
| Assist/turnover ratio | 1.1 | 1.2 |
| Steals | 227 | 220 |
| Steals per game | 7.1 | 6.9 |
| Blocks | 89 | 105 |
| Blocks per game | 2.8 | 3.3 |
| Winning streak | 0 | - |
| Home win streak | 0 | - |
| Attendance | 116358 | 96343 |
| Home games-Avg/Game | 18-6464 | 9-10705 |
| Neutral site-Avg/Game | - | 5-3490 |

Team Results

| Date | Opponent | | Score | Att. |
|------------|--------------------|-----|-------|-------|
| 11/09/2021 | New Orleans | W | 82-61 | 5409 |
| 11/12/2021 | Charleston So. | W | 93-68 | 5825 |
| 11/18/2021 | vs Marquette | L | 72-78 | 4213 |
| 11/19/2021 | vs Elon | W | 74-56 | 4672 |
| 11/21/2021 | vs Boise St. | L | 50-60 | 2407 |
| 11/26/2021 | Mississippi Val. | W | 73-58 | 5905 |
| 11/30/2021 | Rider | W | 75-51 | 5537 |
| 12/04/2021 | Memphis | W | 67-63 | 8629 |
| 12/11/2021 | vs Western Ky. | L | 48-71 | 6157 |
| 12/15/2021 | Middle Tenn. | W | 62-52 | 5902 |
| 12/18/2021 | Dayton | W | 76-68 | 6199 |
| 12/21/2021 | Samford | L | 73-75 | 5649 |
| 01/05/2022 | at Tennessee | Lot | 60-66 | 15617 |
| 01/08/2022 | Mississippi St. | W | 82-72 | 6988 |
| 01/11/2022 | at Texas A&M | L | 51-67 | 6053 |
| 01/15/2022 | Auburn | L | 71-80 | 8657 |
| 01/18/2022 | Missouri | L | 53-78 | 6514 |
| 01/22/2022 | at Mississippi St. | L | 60-78 | 9739 |
| 01/24/2022 | Florida | W | 70-54 | 6273 |
| 01/26/2022 | Arkansas | L | 55-64 | 6642 |
| 01/29/2022 | Kansas St. | W | 67-56 | 7135 |
| 02/01/2022 | at LSU | W | 76-72 | 9707 |
| 02/05/2022 | at Florida | Lot | 57-62 | 10007 |
| 02/09/2022 | Alabama | L | 83-97 | 6454 |
| 02/12/2022 | at Missouri | L | 68-74 | 8397 |
| 02/15/2022 | South Carolina | Lot | 74-77 | 5813 |
| 02/19/2022 | at Georgia | W | 85-68 | 7380 |
| 02/23/2022 | at Auburn | L | 64-77 | 9121 |
| 02/26/2022 | Texas A&M | L | 66-76 | 6654 |
| 03/01/2022 | at Kentucky | L | 72-83 | 20322 |
| 03/05/2022 | Vanderbilt | L | 61-63 | 6173 |
| 03/09/2022 | vs Missouri | L | 60-72 | 0 |

2021-22 CONFERENCE

Game Records

| Record | Overall | Home | Away | Neutral |
|----------------|---------|------|------|---------|
| ALL GAMES | 4-14 | 2-7 | 2-7 | 0-0 |
| CONFERENCE | 4-14 | 2-7 | 2-7 | 0-0 |
| NON-CONFERENCE | 0-0 | 0-0 | 0-0 | 0-0 |

Score by Periods

| Team | 1st | 2nd | OT | TOT |
|-----------|-----|-----|----|------|
| Ole Miss | 591 | 593 | 24 | 1208 |
| Opponents | 628 | 642 | 38 | 1308 |

Team Box Score

| No. | Player | | | | Total | | 3-Point | | F-Throw | | Rebounds | | | | | | | | | | | |
|------------------|-----------------------|-----------|-------------|------|-----------------|-------------|----------------|-------------|----------------|-------------|------------|------------|------------|-------------|------------|----------|------------|------------|-----------|------------|-------------|-------------|
| | | GP-GS | MIN | AVG | FG-FGA | FG% | 3FG-3FGA | 3FG% | FT-FTA | FT% | OFF | DEF | TOT | AVG | PF | DQ | A | TO | BLK | STL | PTS | AVG |
| 11 | MURRELL, Matthew | 17-17 | 57:53 | 34.1 | 90-193 | .466 | 43-101 | .426 | 41-54 | .759 | 10 | 43 | 53 | 3.1 | 27 | 0 | 31 | 27 | 1 | 15 | 264 | 15.5 |
| 2 | RUFFIN, Daeshun | 9-9 | 25:31 | 28.8 | 34-95 | .358 | 10-38 | .263 | 30-36 | .833 | 3 | 9 | 12 | 1.3 | 19 | 0 | 35 | 26 | 0 | 24 | 108 | 12.0 |
| 24 | JOINER, Jarkel | 9-5 | 24:08 | 27.3 | 36-88 | .409 | 12-39 | .308 | 17-22 | .773 | 2 | 17 | 19 | 2.1 | 23 | 1 | 13 | 7 | 1 | 8 | 101 | 11.2 |
| 3 | BROOKS, Nysier | 18-18 | 57:20 | 31.8 | 82-142 | .577 | 0-2 | .000 | 32-47 | .681 | 53 | 77 | 130 | 7.2 | 44 | 1 | 16 | 34 | 28 | 18 | 196 | 10.9 |
| 14 | FAGAN, Tye | 18-10 | 41:23 | 23.2 | 48-119 | .403 | 17-46 | .370 | 23-27 | .852 | 8 | 32 | 40 | 2.2 | 13 | 0 | 35 | 35 | 3 | 14 | 136 | 7.6 |
| 4 | BRAKEFIELD, Jaemyn | 18-16 | 47:45 | 26.4 | 48-100 | .480 | 16-46 | .348 | 17-26 | .654 | 14 | 58 | 72 | 4.0 | 21 | 0 | 18 | 28 | 2 | 11 | 129 | 7.2 |
| 15 | RODRIGUEZ, Luis | 18-9 | 51:15 | 28.6 | 35-108 | .324 | 15-54 | .278 | 22-32 | .688 | 33 | 82 | 115 | 6.4 | 47 | 1 | 35 | 18 | 3 | 23 | 107 | 5.9 |
| 1 | CROWLEY, Austin | 17-4 | 31:28 | 18.4 | 30-72 | .417 | 12-33 | .364 | 10-12 | .833 | 3 | 25 | 28 | 1.6 | 29 | 1 | 38 | 28 | 4 | 6 | 82 | 4.8 |
| 23 | HUNTER, Sammy | 16-0 | 15:06 | 9.9 | 19-39 | .487 | 4-14 | .286 | 7-12 | .583 | 12 | 9 | 21 | 1.3 | 26 | 0 | 2 | 10 | 2 | 2 | 49 | 3.1 |
| 5 | WHITE, James | 12-1 | 9:44 | 8.0 | 13-28 | .464 | 2-6 | .333 | 3-9 | .333 | 1 | 11 | 12 | 1.0 | 9 | 0 | 3 | 4 | 1 | 1 | 31 | 2.6 |
| 10 | SLATTEN, Grant | 2-0 | 08:41 | 4.3 | 2-4 | .500 | 0-0 | .000 | 0-1 | .000 | 1 | 0 | 1 | 0.5 | 1 | 0 | 1 | 2 | 0 | 1 | 4 | 2.0 |
| 33 | MCBRIDE, John | 2-1 | 06:21 | 3.2 | 0-3 | .000 | 0-2 | .000 | 1-2 | .500 | 1 | 0 | 1 | 0.5 | 3 | 0 | 1 | 0 | 0 | 0 | 1 | 0.5 |
| 0 | VAN DER HEIJDEN, Eric | 8-0 | 29:05 | 3.6 | 0-2 | .000 | 0-1 | .000 | 0-0 | .000 | 1 | 5 | 6 | 0.8 | 3 | 0 | 2 | 0 | 0 | 0 | 0 | 0.0 |
| Team | | | | | | | | | | | 15 | 28 | 43 | | | | | 18 | | | | |
| Total | | 18 | 3675 | | 437-993 | .440 | 131-382 | .343 | 203-280 | .725 | 157 | 396 | 553 | 30.7 | 265 | 4 | 230 | 237 | 45 | 123 | 1208 | 67.1 |
| Opponents | | 18 | 3675 | | 493-1004 | .491 | 123-355 | .346 | 199-272 | .732 | 155 | 435 | 590 | 32.8 | 279 | 4 | 289 | 221 | 59 | 142 | 1308 | 72.7 |

2021-22 NON-CONFERENCE

Game Records

| Record | Overall | Home | Away | Neutral |
|----------------|---------|------|------|---------|
| ALL GAMES | 9-4 | 8-1 | 0-0 | 1-3 |
| CONFERENCE | 0-0 | 0-0 | 0-0 | 0-0 |
| NON-CONFERENCE | 9-4 | 8-1 | 0-0 | 1-3 |

Score by Periods

| Team | 1st | 2nd | OT | TOT |
|-----------|-----|-----|----|-----|
| Ole Miss | 426 | 486 | 0 | 912 |
| Opponents | 359 | 458 | 0 | 817 |

Team Box Score

| No. | Player | | | | Total | | 3-Point | | F-Throw | | Rebounds | | | | | | | | | | | |
|------------------|-----------------------|-----------|-------------|------|----------------|-------------|---------------|-------------|----------------|-------------|------------|------------|------------|-------------|------------|----------|------------|------------|-----------|-----------|------------|-------------|
| | | GP-GS | MIN | AVG | FG-FGA | FG% | 3FG-3FGA | 3FG% | FT-FTA | FT% | OFF | DEF | TOT | AVG | PF | DQ | A | TO | BLK | STL | PTS | AVG |
| 24 | JOINER, Jarkel | 12-11 | 40:42 | 33.5 | 61-146 | .418 | 22-62 | .355 | 33-39 | .846 | 5 | 37 | 42 | 3.5 | 18 | 0 | 36 | 12 | 0 | 15 | 177 | 14.8 |
| 2 | RUFFIN, Daeshun | 5-1 | 10:27 | 20.5 | 23-58 | .397 | 1-13 | .077 | 22-33 | .667 | 1 | 8 | 9 | 1.8 | 6 | 0 | 13 | 11 | 2 | 8 | 69 | 13.8 |
| 4 | BRAKEFIELD, Jaemyn | 13-8 | 31:28 | 24.0 | 41-90 | .456 | 15-37 | .405 | 17-23 | .739 | 12 | 45 | 57 | 4.4 | 20 | 1 | 6 | 21 | 5 | 11 | 114 | 8.8 |
| 3 | BROOKS, Nysier | 13-13 | 33:19 | 26.1 | 45-75 | .600 | 0-2 | .000 | 23-34 | .676 | 33 | 69 | 102 | 7.8 | 37 | 1 | 9 | 19 | 12 | 10 | 113 | 8.7 |
| 15 | RODRIGUEZ, Luis | 13-13 | 32:08 | 24.6 | 35-89 | .393 | 15-45 | .333 | 13-22 | .591 | 19 | 39 | 58 | 4.5 | 31 | 1 | 21 | 19 | 4 | 18 | 98 | 7.5 |
| 11 | MURRELL, Matthew | 13-6 | 30:29 | 23.3 | 27-81 | .333 | 14-46 | .304 | 26-34 | .765 | 4 | 32 | 36 | 2.8 | 21 | 0 | 20 | 12 | 3 | 7 | 94 | 7.2 |
| 14 | FAGAN, Tye | 13-2 | 24:23 | 19.2 | 38-73 | .521 | 6-22 | .273 | 6-13 | .462 | 11 | 45 | 56 | 4.3 | 14 | 0 | 27 | 16 | 3 | 5 | 88 | 6.8 |
| 21 | ALLEN, Robert | 8-4 | 15:19 | 18.9 | 18-40 | .450 | 1-7 | .143 | 15-25 | .600 | 19 | 24 | 43 | 5.4 | 14 | 0 | 6 | 8 | 7 | 5 | 52 | 6.5 |
| 1 | CROWLEY, Austin | 13-7 | 22:05 | 17.3 | 25-70 | .357 | 11-31 | .355 | 2-2 | 1.000 | 0 | 26 | 26 | 2.0 | 16 | 0 | 39 | 15 | 3 | 11 | 63 | 4.8 |
| 23 | HUNTER, Sammy | 12-0 | 12:38 | 10.2 | 13-32 | .406 | 1-11 | .091 | 1-1 | 1.000 | 5 | 5 | 10 | 0.8 | 14 | 0 | 1 | 2 | 2 | 3 | 28 | 2.3 |
| 5 | WHITE, James | 6-0 | 27:45 | 4.6 | 4-11 | .364 | 0-3 | .000 | 0-0 | .000 | 0 | 3 | 3 | 0.5 | 4 | 0 | 1 | 1 | 0 | 0 | 8 | 1.3 |
| 0 | VAN DER HEIJDEN, Eric | 7-0 | 32:45 | 4.7 | 2-8 | .250 | 1-4 | .250 | 1-2 | .500 | 0 | 3 | 3 | 0.4 | 6 | 0 | 2 | 3 | 1 | 1 | 6 | 0.9 |
| 33 | MCBRIDE, John | 5-0 | 06:41 | 1.3 | 1-1 | 1.000 | 0-0 | .000 | 0-0 | .000 | 1 | 1 | 2 | 0.4 | 0 | 0 | 1 | 1 | 0 | 0 | 2 | 0.4 |
| 10 | SLATTEN, Grant | 4-0 | 05:40 | 1.4 | 0-1 | .000 | 0-1 | .000 | 0-0 | .000 | 0 | 1 | 1 | 0.3 | 0 | 0 | 0 | 1 | 0 | 1 | 0 | 0.0 |
| Team | | | | | | | | | | | 23 | 21 | 44 | | | | | 6 | | | | |
| Total | | 13 | 2600 | | 333-775 | .430 | 87-284 | .306 | 159-228 | .697 | 133 | 359 | 492 | 37.8 | 201 | 3 | 182 | 147 | 42 | 95 | 912 | 70.2 |
| Opponents | | 13 | 2600 | | 296-738 | .401 | 82-279 | .294 | 143-209 | .684 | 118 | 349 | 467 | 35.9 | 216 | 3 | 184 | 187 | 42 | 73 | 817 | 62.8 |

2021-22 COMPARISON GAME-BY-GAME

| Opponent | 1st | 2nd | Score | Mar | Total FG | FG Pct | 3-Pointers | 3FG Pct | Free Throws | FT Pct | Rebounds | Assist | T/Over | Block | Steal | Fouls |
|------------------|-------|-------|-------|------|-------------|-----------|-------------|-----------|-------------|-----------|------------|--------|--------|-------|-------|-------|
| NEW ORLEANS | 43/31 | 39/30 | 82-61 | +21 | 34-64/24-54 | .531/.444 | 9-22/5-15 | .409/.333 | 5-9/8-10 | .556/.800 | 33/30 +3 | 23/13 | 12/19 | 3/2 | 10/6 | 12/14 |
| CHARLESTON SO. | 37/24 | 56/44 | 93-68 | +25 | 38-75/24-65 | .507/.369 | 11-29/8-32 | .379/.250 | 6-7/12-18 | .857/.667 | 42/39 +3 | 23/12 | 9/14 | 4/1 | 5/6 | 18/10 |
| Marquette | 36/31 | 36/47 | 72-78 | (6) | 29-62/24-56 | .468/.429 | 8-20/13-32 | .400/.406 | 6-15/17-19 | .400/.895 | 37/34 +3 | 16/16 | 9/10 | 3/5 | 7/3 | 18/17 |
| Elon | 37/21 | 37/35 | 74-56 | +18 | 26-53/18-52 | .491/.346 | 4-13/3-17 | .308/.176 | 18-28/17-24 | .643/.708 | 42/30 +12 | 14/9 | 13/17 | 3/2 | 5/5 | 20/24 |
| Boise St. | 27/21 | 23/39 | 50-60 | (10) | 21-57/23-53 | .368/.434 | 2-10/4-14 | .200/.286 | 6-6/10-21 | 1000/.476 | 32/41 (9) | 9/12 | 14/17 | 5/2 | 9/9 | 19/10 |
| MISSISSIPPI VAL. | 33/38 | 40/20 | 73-58 | +15 | 25-60/21-56 | .417/.375 | 6-20/9-21 | .300/.429 | 17-24/7-11 | .708/.636 | 43/34 +9 | 11/15 | 9/12 | 1/3 | 8/1 | 11/18 |
| RIDER | 31/25 | 44/26 | 75-51 | +24 | 26-66/19-63 | .394/.302 | 9-31/2-13 | .290/.154 | 14-23/11-16 | .609/.688 | 57/36 +21 | 16/14 | 13/11 | 5/0 | 7/7 | 11/13 |
| MEMPHIS | 30/26 | 37/37 | 67-63 | +4 | 18-51/19-49 | .353/.388 | 8-26/2-11 | .308/.182 | 23-29/23-37 | .793/.622 | 33/39 (6) | 10/15 | 16/20 | 4/3 | 11/6 | 23/22 |
| Western Ky. | 19/34 | 29/37 | 48-71 | (23) | 17-62/30-59 | .274/.508 | 7-27/7-19 | .259/.368 | 7-9/4-5 | .778/.800 | 30/42 (12) | 11/22 | 10/12 | 1/8 | 5/7 | 9/9 |
| MIDDLE TENN. | 27/24 | 35/28 | 62-52 | +10 | 22-60/22-63 | .367/.349 | 5-21/3-27 | .238/.111 | 13-20/5-6 | .650/.833 | 39/46 (7) | 13/12 | 8/17 | 4/7 | 7/4 | 9/18 |
| DAYTON | 34/24 | 42/44 | 76-68 | +8 | 28-50/26-52 | .560/.500 | 4-19/4-18 | .211/.222 | 16-21/12-18 | .762/.667 | 27/27 - | 13/17 | 16/19 | 2/3 | 11/8 | 21/21 |
| SAMFORD | 42/36 | 31/39 | 73-75 | (2) | 26-64/27-53 | .406/.509 | 8-28/11-24 | .286/.458 | 13-17/10-16 | .765/.625 | 34/36 (2) | 12/12 | 9/14 | 2/4 | 8/6 | 17/20 |
| Tennessee | 21/19 | 30/32 | 60-66 | (6) | 22-50/25-64 | .440/.391 | 11-22/10-34 | .500/.294 | 5-8/6-8 | .625/.750 | 33/34 (1) | 14/21 | 27/19 | 1/1 | 12/17 | 13/13 |
| MISSISSIPPI ST. | 50/36 | 32/36 | 82-72 | +10 | 29-57/30-68 | .509/.441 | 11-23/3-16 | .478/.188 | 13-18/9-13 | .722/.692 | 36/37 (1) | 17/11 | 12/11 | 6/0 | 7/8 | 12/17 |
| Texas A&M | 29/33 | 22/34 | 51-67 | (16) | 18-52/29-52 | .346/.558 | 5-22/5-18 | .277/.278 | 10-13/4-7 | .769/.571 | 28/31 (3) | 9/15 | 13/13 | 2/1 | 10/9 | 10/14 |
| AUBURN | 44/38 | 27/42 | 71-80 | (9) | 24-54/29-58 | .444/.500 | 8-22/8-25 | .364/.320 | 15-15/14-16 | 1000/.875 | 32/27 +5 | 14/18 | 14/6 | 1/9 | 3/10 | 10/15 |
| MISSOURI | 23/38 | 30/40 | 53-78 | (25) | 21-61/32-51 | .344/.627 | 6-22/4-7 | .273/.571 | 5-13/10-14 | .385/.714 | 26/40 (14) | 11/18 | 13/14 | 4/5 | 9/3 | 13/13 |
| Mississippi St. | 41/42 | 19/36 | 60-78 | (18) | 23-47/29-53 | .489/.547 | 8-20/6-18 | .400/.333 | 6-8/14-17 | .750/.824 | 21/29 (8) | 14/17 | 16/11 | 3/3 | 5/13 | 13/13 |
| FLORIDA | 22/22 | 48/32 | 70-54 | +16 | 25-48/19-50 | .521/.380 | 4-13/4-29 | .308/.138 | 16-20/12-14 | .800/.857 | 30/28 +2 | 17/14 | 10/14 | 1/3 | 8/4 | 18/18 |
| ARKANSAS | 23/30 | 32/34 | 55-64 | (9) | 19-55/24-50 | .345/.480 | 4-18/8-18 | .222/.444 | 13-13/8-12 | 1000/.667 | 33/31 +2 | 9/16 | 14/14 | 1/5 | 8/6 | 15/14 |
| KANSAS ST. | 30/24 | 37/32 | 67-56 | +11 | 23-51/19-63 | .451/.302 | 6-18/11-36 | .333/.306 | 15-20/7-8 | .750/.875 | 43/33 +10 | 11/15 | 9/5 | 5/2 | 2/5 | 13/20 |
| LSU | 45/32 | 31/40 | 76-72 | +4 | 22-42/28-65 | .524/.431 | 9-21/8-22 | .429/.364 | 23-31/8-13 | .742/.615 | 29/34 (5) | 8/15 | 19/16 | 2/2 | 8/11 | 16/22 |
| Florida | 30/21 | 18/27 | 57-62 | (5) | 19-58/21-51 | .328/.412 | 8-29/8-25 | .276/.320 | 11-19/12-17 | .579/.706 | 44/32 +12 | 8/13 | 14/9 | 3/7 | 5/6 | 17/18 |
| ALABAMA | 38/49 | 45/48 | 83-97 | (14) | 32-67/36-60 | .478/.600 | 12-28/14-22 | .429/.636 | 7-14/11-15 | .500/.733 | 31/37 (6) | 18/23 | 7/12 | 1/4 | 6/4 | 16/15 |
| Missouri | 32/43 | 36/31 | 68-74 | (6) | 27-54/28-52 | .500/.538 | 4-18/7-14 | .222/.500 | 10-17/11-16 | .588/.688 | 27/32 (5) | 7/15 | 12/14 | 3/2 | 5/8 | 14/17 |
| SOUTH CAROLINA | 29/28 | 39/40 | 74-77 | (3) | 26-62/30-64 | .419/.469 | 7-24/6-20 | .292/.300 | 15-19/11-18 | .789/.611 | 37/38 (1) | 13/16 | 18/15 | 2/1 | 6/12 | 16/17 |
| Georgia | 42/38 | 43/30 | 85-68 | +17 | 33-59/24-50 | .559/.480 | 9-21/3-10 | .429/.300 | 10-11/17-21 | .909/.810 | 26/27 (1) | 18/18 | 7/13 | 6/2 | 8/3 | 16/13 |
| Auburn | 31/43 | 33/34 | 64-77 | (13) | 22-58/27-59 | .379/.458 | 6-19/9-25 | .316/.360 | 14-20/14-19 | .700/.737 | 35/37 (2) | 11/16 | 12/12 | 3/9 | 10/8 | 19/20 |
| TEXAS A&M | 23/46 | 43/30 | 66-76 | (10) | 21-52/27-50 | .404/.540 | 7-22/5-14 | .318/.357 | 17-24/17-23 | .708/.739 | 28/31 (3) | 15/13 | 12/9 | 5/2 | 4/9 | 16/19 |
| Kentucky | 35/44 | 37/39 | 72-83 | (11) | 29-58/33-55 | .500/.600 | 7-18/6-14 | .389/.429 | 7-10/11-15 | .700/.733 | 24/30 (6) | 12/18 | 9/8 | 0/1 | 5/7 | 14/11 |
| VANDERBILT | 33/26 | 28/37 | 61-63 | (2) | 25-59/22-52 | .424/.423 | 5-20/9-24 | .250/.375 | 6-7/10-14 | .857/.714 | 33/35 (2) | 15/12 | 8/11 | 1/2 | 4/4 | 17/10 |
| Missouri | 32/32 | 28/40 | 60-72 | (12) | 23-56/27-50 | .411/.540 | 4-14/4-14 | .286/.286 | 10-15/14-21 | .667/.667 | 25/37 (12) | 10/13 | 7/12 | 2/4 | 9/5 | 20/15 |

Note: Game totals are displayed in the format TEAM/OPPONENT for each category

2021-22 TEAM GAME-BY-GAME

| Opponent | Date | Score | | Total | | 3-Pointers | | Free throws | | Rebounds | | | | PF | A | TO | BLK | STL | PTS | AVG |
|--------------------|------------|-------------|-----|-----------------|-------------|----------------|-------------|----------------|-------------|------------|------------|-------------|-------------|------------|------------|------------|-----------|------------|-------------|-------------|
| | | | | FG-FGA | PCT | 3FG-3FGA | PCT | FT-FTA | PCT | OFF | DEF | TOT | AVG | | | | | | | |
| New Orleans | 11/09/2021 | 82-61 | W | 34-64 | .531 | 9-22 | .409 | 5-9 | .556 | 7 | 26 | 33 | 33.0 | 12 | 23 | 12 | 3 | 10 | 82 | 82.0 |
| Charleston So. | 11/12/2021 | 93-68 | W | 38-75 | .507 | 11-29 | .379 | 6-7 | .857 | 9 | 33 | 42 | 37.5 | 18 | 23 | 9 | 4 | 5 | 93 | 87.5 |
| vs Marquette | 11/18/2021 | 72-78 | L | 29-62 | .468 | 8-20 | .400 | 6-15 | .400 | 10 | 27 | 37 | 37.3 | 18 | 16 | 9 | 3 | 7 | 72 | 82.3 |
| vs Elon | 11/19/2021 | 74-56 | W | 26-53 | .491 | 4-13 | .308 | 18-28 | .643 | 8 | 34 | 42 | 38.5 | 20 | 14 | 13 | 3 | 5 | 74 | 80.3 |
| vs Boise St. | 11/21/2021 | 50-60 | L | 21-57 | .368 | 2-10 | .200 | 6-6 | 1.000 | 7 | 25 | 32 | 37.2 | 19 | 9 | 14 | 5 | 9 | 50 | 74.2 |
| Mississippi Val. | 11/26/2021 | 73-58 | W | 25-60 | .417 | 6-20 | .300 | 17-24 | .708 | 17 | 26 | 43 | 38.2 | 11 | 11 | 9 | 1 | 8 | 73 | 74.0 |
| Rider | 11/30/2021 | 75-51 | W | 26-66 | .394 | 9-31 | .290 | 14-23 | .609 | 20 | 37 | 57 | 40.9 | 11 | 16 | 13 | 5 | 7 | 75 | 74.1 |
| Memphis | 12/04/2021 | 67-63 | W | 18-51 | .353 | 8-26 | .308 | 23-29 | .793 | 9 | 24 | 33 | 39.9 | 23 | 10 | 16 | 4 | 11 | 67 | 73.3 |
| vs Western Ky. | 12/11/2021 | 48-71 | L | 17-62 | .274 | 7-27 | .259 | 7-9 | .778 | 10 | 20 | 30 | 38.8 | 9 | 11 | 10 | 1 | 5 | 48 | 70.4 |
| Middle Tenn. | 12/15/2021 | 62-52 | W | 22-60 | .367 | 5-21 | .238 | 13-20 | .650 | 8 | 31 | 39 | 38.8 | 9 | 13 | 8 | 4 | 7 | 62 | 69.6 |
| Dayton | 12/18/2021 | 76-68 | W | 28-50 | .560 | 4-19 | .211 | 16-21 | .762 | 6 | 21 | 27 | 37.7 | 21 | 13 | 16 | 2 | 11 | 76 | 70.2 |
| Samford | 12/21/2021 | 73-75 | L | 26-64 | .406 | 8-28 | .286 | 13-17 | .765 | 15 | 19 | 34 | 37.4 | 17 | 12 | 9 | 2 | 8 | 73 | 70.4 |
| at Tennessee | 01/05/2022 | 60-66 | Lot | 22-50 | .440 | 11-22 | .500 | 5-8 | .625 | 5 | 28 | 33 | 37.1 | 13 | 14 | 27 | 1 | 12 | 60 | 69.6 |
| Mississippi St. | 01/08/2022 | 82-72 | W | 29-57 | .509 | 11-23 | .478 | 13-18 | .722 | 9 | 27 | 36 | 37.0 | 12 | 17 | 12 | 6 | 7 | 82 | 70.5 |
| at Texas A&M | 01/11/2022 | 51-67 | L | 18-52 | .346 | 5-22 | .227 | 10-13 | .769 | 9 | 19 | 28 | 36.4 | 10 | 9 | 13 | 2 | 10 | 51 | 69.2 |
| Auburn | 01/15/2022 | 71-80 | L | 24-54 | .444 | 8-22 | .364 | 15-15 | 1.000 | 10 | 22 | 32 | 36.1 | 10 | 14 | 14 | 1 | 3 | 71 | 69.3 |
| Missouri | 01/18/2022 | 53-78 | L | 21-61 | .344 | 6-22 | .273 | 5-13 | .385 | 14 | 12 | 26 | 35.5 | 13 | 11 | 13 | 4 | 9 | 53 | 68.4 |
| at Mississippi St. | 01/22/2022 | 60-78 | L | 23-47 | .489 | 8-20 | .400 | 6-8 | .750 | 3 | 18 | 21 | 34.7 | 13 | 14 | 16 | 3 | 5 | 60 | 67.9 |
| Florida | 01/24/2022 | 70-54 | W | 25-48 | .521 | 4-13 | .308 | 16-20 | .800 | 6 | 24 | 30 | 34.5 | 18 | 17 | 10 | 1 | 8 | 70 | 68.0 |
| Arkansas | 01/26/2022 | 55-64 | L | 19-55 | .345 | 4-18 | .222 | 13-13 | 1.000 | 9 | 24 | 33 | 34.4 | 15 | 9 | 14 | 1 | 8 | 55 | 67.4 |
| Kansas St. | 01/29/2022 | 67-56 | W | 23-51 | .451 | 6-18 | .333 | 15-20 | .750 | 7 | 36 | 43 | 34.8 | 13 | 11 | 9 | 5 | 2 | 67 | 67.3 |
| at LSU | 02/01/2022 | 76-72 | W | 22-42 | .524 | 9-21 | .429 | 23-31 | .742 | 8 | 21 | 29 | 34.5 | 16 | 8 | 19 | 2 | 8 | 76 | 67.7 |
| at Florida | 02/05/2022 | 57-62 | Lot | 19-58 | .328 | 8-29 | .276 | 11-19 | .579 | 14 | 30 | 44 | 35.0 | 17 | 8 | 14 | 3 | 5 | 57 | 67.3 |
| Alabama | 02/09/2022 | 83-97 | L | 32-67 | .478 | 12-28 | .429 | 7-14 | .500 | 9 | 22 | 31 | 34.8 | 16 | 18 | 7 | 1 | 6 | 83 | 67.9 |
| at Missouri | 02/12/2022 | 68-74 | L | 27-54 | .500 | 4-18 | .222 | 10-17 | .588 | 7 | 20 | 27 | 34.5 | 14 | 7 | 12 | 3 | 5 | 68 | 67.9 |
| South Carolina | 02/15/2022 | 74-77 | Lot | 26-62 | .419 | 7-24 | .292 | 15-19 | .789 | 13 | 24 | 37 | 34.6 | 16 | 13 | 18 | 2 | 6 | 74 | 68.2 |
| at Georgia | 02/19/2022 | 85-68 | W | 33-59 | .559 | 9-21 | .429 | 10-11 | .909 | 6 | 20 | 26 | 34.3 | 16 | 18 | 7 | 6 | 8 | 85 | 68.8 |
| at Auburn | 02/23/2022 | 64-77 | L | 22-58 | .379 | 6-19 | .316 | 14-20 | .700 | 11 | 24 | 35 | 34.3 | 19 | 11 | 12 | 3 | 10 | 64 | 68.6 |
| Texas A&M | 02/26/2022 | 66-76 | L | 21-52 | .404 | 7-22 | .318 | 17-24 | .708 | 11 | 17 | 28 | 34.1 | 16 | 15 | 12 | 5 | 4 | 66 | 68.5 |
| at Kentucky | 03/01/2022 | 72-83 | L | 29-58 | .500 | 7-18 | .389 | 7-10 | .700 | 8 | 16 | 24 | 33.7 | 14 | 12 | 9 | 0 | 5 | 72 | 68.6 |
| Vanderbilt | 03/05/2022 | 61-63 | L | 25-59 | .424 | 5-20 | .250 | 6-7 | .857 | 5 | 28 | 33 | 33.7 | 17 | 15 | 8 | 1 | 4 | 61 | 68.4 |
| vs Missouri | 03/09/2022 | 60-72 | L | 23-56 | .411 | 4-14 | .286 | 10-15 | .667 | 6 | 19 | 25 | 33.4 | 20 | 10 | 7 | 2 | 9 | 60 | 68.1 |
| Total | | 2180 | | 793-1824 | .435 | 222-680 | .326 | 372-523 | .711 | 296 | 774 | 1070 | 33.4 | 486 | 422 | 391 | 89 | 227 | 2180 | 68.1 |
| Opponents | | 2197 | | 816-1792 | .455 | 209-648 | .323 | 356-502 | .709 | 280 | 814 | 1094 | 34.2 | 510 | 486 | 420 | 105 | 220 | 2197 | 68.7 |

Ole Miss Averages

| Games Played | Points/game | FG Pct | 3FG Pct | FT Pct | Rebounds/game | Assists/game | Turnovers/game | Assist/Turnover ratio | Steals/game | Blocks/game |
|--------------|-------------|--------|---------|--------|---------------|--------------|----------------|-----------------------|-------------|-------------|
| 32 | 68.1 | 43.5 | 32.6 | 71.1 | 33.4 | 13.2 | 12.2 | 1.1 | 7.1 | 2.8 |

2021-22 OPPONENT GAME-BY-GAME

| Opponent | Date | Score | W | Total | | 3-Pointers | | Free throws | | Rebounds | | | | Other Stats | | | | | | |
|--------------------|------------|-------------|-----|-----------------|-------------|----------------|-------------|----------------|-------------|------------|------------|-------------|-------------|-------------|------------|------------|------------|------------|-------------|-------------|
| | | | | FG-FGA | PCT | 3FG-3FGA | PCT | FT-FTA | PCT | OFF | DEF | TOT | AVG | PF | A | TO | BLK | STL | PTS | AVG |
| New Orleans | 11/09/2021 | 82-61 | W | 24-54 | .444 | 5-15 | .333 | 8-10 | .800 | 5 | 25 | 30 | 30.0 | 14 | 13 | 19 | 2 | 6 | 61 | 61.0 |
| Charleston So. | 11/12/2021 | 93-68 | W | 24-65 | .369 | 8-32 | .250 | 12-18 | .667 | 10 | 29 | 39 | 34.5 | 10 | 12 | 14 | 1 | 6 | 68 | 64.5 |
| vs Marquette | 11/18/2021 | 72-78 | L | 24-56 | .429 | 13-32 | .406 | 17-19 | .895 | 6 | 28 | 34 | 34.3 | 17 | 16 | 10 | 5 | 3 | 78 | 69.0 |
| vs Elon | 11/19/2021 | 74-56 | W | 18-52 | .346 | 3-17 | .176 | 17-24 | .708 | 5 | 25 | 30 | 33.3 | 24 | 9 | 17 | 2 | 5 | 56 | 65.8 |
| vs Boise St. | 11/21/2021 | 50-60 | L | 23-53 | .434 | 4-14 | .286 | 10-21 | .476 | 12 | 29 | 41 | 34.8 | 10 | 12 | 17 | 2 | 9 | 60 | 64.6 |
| Mississippi Val. | 11/26/2021 | 73-58 | W | 21-56 | .375 | 9-21 | .429 | 7-11 | .636 | 12 | 22 | 34 | 34.7 | 18 | 15 | 12 | 3 | 1 | 58 | 63.5 |
| Rider | 11/30/2021 | 75-51 | W | 19-63 | .302 | 2-13 | .154 | 11-16 | .688 | 11 | 25 | 36 | 34.9 | 13 | 14 | 11 | 0 | 7 | 51 | 61.7 |
| Memphis | 12/04/2021 | 67-63 | W | 19-49 | .388 | 2-11 | .182 | 23-37 | .622 | 12 | 27 | 39 | 35.4 | 22 | 15 | 20 | 3 | 6 | 63 | 61.9 |
| vs Western Ky. | 12/11/2021 | 48-71 | L | 30-59 | .508 | 7-19 | .368 | 4-5 | .800 | 7 | 35 | 42 | 36.1 | 9 | 22 | 12 | 8 | 7 | 71 | 62.9 |
| Middle Tenn. | 12/15/2021 | 62-52 | W | 22-63 | .349 | 3-27 | .111 | 5-6 | .833 | 11 | 35 | 46 | 37.1 | 18 | 12 | 17 | 7 | 4 | 52 | 61.8 |
| Dayton | 12/18/2021 | 76-68 | W | 26-52 | .500 | 4-18 | .222 | 12-18 | .667 | 8 | 19 | 27 | 36.2 | 21 | 17 | 19 | 3 | 8 | 68 | 62.4 |
| Samford | 12/21/2021 | 73-75 | L | 27-53 | .509 | 11-24 | .458 | 10-16 | .625 | 10 | 26 | 36 | 36.2 | 20 | 12 | 14 | 4 | 6 | 75 | 63.4 |
| at Tennessee | 01/05/2022 | 60-66 | Lot | 25-64 | .391 | 10-34 | .294 | 6-8 | .750 | 11 | 23 | 34 | 36.0 | 13 | 21 | 19 | 1 | 17 | 66 | 63.6 |
| Mississippi St. | 01/08/2022 | 82-72 | W | 30-68 | .441 | 3-16 | .188 | 9-13 | .692 | 15 | 22 | 37 | 36.1 | 17 | 11 | 11 | 0 | 8 | 72 | 64.2 |
| at Texas A&M | 01/11/2022 | 51-67 | L | 29-52 | .558 | 5-18 | .278 | 4-7 | .571 | 6 | 25 | 31 | 35.7 | 14 | 15 | 13 | 1 | 9 | 67 | 64.4 |
| Auburn | 01/15/2022 | 71-80 | L | 29-58 | .500 | 8-25 | .320 | 14-16 | .875 | 7 | 20 | 27 | 35.2 | 15 | 18 | 6 | 9 | 10 | 80 | 65.4 |
| Missouri | 01/18/2022 | 53-78 | L | 32-51 | .627 | 4-7 | .571 | 10-14 | .714 | 9 | 31 | 40 | 35.5 | 13 | 18 | 14 | 5 | 3 | 78 | 66.1 |
| at Mississippi St. | 01/22/2022 | 60-78 | L | 29-53 | .547 | 6-18 | .333 | 14-17 | .824 | 8 | 21 | 29 | 35.1 | 13 | 17 | 11 | 3 | 13 | 78 | 66.8 |
| Florida | 01/24/2022 | 70-54 | W | 19-50 | .380 | 4-29 | .138 | 12-14 | .857 | 8 | 20 | 28 | 34.7 | 18 | 14 | 14 | 3 | 4 | 54 | 66.1 |
| Arkansas | 01/26/2022 | 55-64 | L | 24-50 | .480 | 8-18 | .444 | 8-12 | .667 | 4 | 27 | 31 | 34.6 | 14 | 16 | 14 | 5 | 6 | 64 | 66.0 |
| Kansas St. | 01/29/2022 | 67-56 | W | 19-63 | .302 | 11-36 | .306 | 7-8 | .875 | 9 | 24 | 33 | 34.5 | 20 | 15 | 5 | 2 | 5 | 56 | 65.5 |
| at LSU | 02/01/2022 | 76-72 | W | 28-65 | .431 | 8-22 | .364 | 8-13 | .615 | 19 | 15 | 34 | 34.5 | 22 | 15 | 16 | 2 | 11 | 72 | 65.8 |
| at Florida | 02/05/2022 | 57-62 | Lot | 21-51 | .412 | 8-25 | .320 | 12-17 | .706 | 4 | 28 | 32 | 34.3 | 18 | 13 | 9 | 7 | 6 | 62 | 65.7 |
| Alabama | 02/09/2022 | 83-97 | L | 36-60 | .600 | 14-22 | .636 | 11-15 | .733 | 6 | 31 | 37 | 34.5 | 15 | 23 | 12 | 4 | 4 | 97 | 67.0 |
| at Missouri | 02/12/2022 | 68-74 | L | 28-52 | .538 | 7-14 | .500 | 11-16 | .688 | 7 | 25 | 32 | 34.4 | 17 | 15 | 14 | 2 | 8 | 74 | 67.2 |
| South Carolina | 02/15/2022 | 74-77 | Lot | 30-64 | .469 | 6-20 | .300 | 11-18 | .611 | 13 | 25 | 38 | 34.5 | 17 | 16 | 15 | 1 | 12 | 77 | 67.6 |
| at Georgia | 02/19/2022 | 85-68 | W | 24-50 | .480 | 3-10 | .300 | 17-21 | .810 | 7 | 20 | 27 | 34.2 | 13 | 18 | 13 | 2 | 3 | 68 | 67.6 |
| at Auburn | 02/23/2022 | 64-77 | L | 27-59 | .458 | 9-25 | .360 | 14-19 | .737 | 9 | 28 | 37 | 34.3 | 20 | 16 | 12 | 9 | 8 | 77 | 68.0 |
| Texas A&M | 02/26/2022 | 66-76 | L | 27-50 | .540 | 5-14 | .357 | 17-23 | .739 | 9 | 22 | 31 | 34.2 | 19 | 13 | 9 | 2 | 9 | 76 | 68.2 |
| at Kentucky | 03/01/2022 | 72-83 | L | 33-55 | .600 | 6-14 | .429 | 11-15 | .733 | 8 | 22 | 30 | 34.1 | 11 | 18 | 8 | 1 | 7 | 83 | 68.7 |
| Vanderbilt | 03/05/2022 | 61-63 | L | 22-52 | .423 | 9-24 | .375 | 10-14 | .714 | 5 | 30 | 35 | 34.1 | 10 | 12 | 11 | 2 | 4 | 63 | 68.5 |
| vs Missouri | 03/09/2022 | 60-72 | L | 27-50 | .540 | 4-14 | .286 | 14-21 | .667 | 7 | 30 | 37 | 34.2 | 15 | 13 | 12 | 4 | 5 | 72 | 68.7 |
| Total | | 2197 | | 816-1792 | .455 | 209-648 | .323 | 356-502 | .709 | 280 | 814 | 1094 | 34.2 | 510 | 486 | 420 | 105 | 220 | 2197 | 68.7 |
| Ole Miss | | 2180 | | 793-1824 | .435 | 222-680 | .326 | 372-523 | .711 | 296 | 774 | 1070 | 33.4 | 486 | 422 | 391 | 89 | 227 | 2180 | 68.1 |

Opponents Averages

| Games Played | Points/game | FG Pct | 3FG Pct | FT Pct | Rebounds/game | Assists/game | Turnovers/game | Assist/Turnover ratio | Steals/game | Blocks/game |
|--------------|-------------|--------|---------|--------|---------------|--------------|----------------|-----------------------|-------------|-------------|
| 32 | 68.7 | 45.5 | 32.3 | 70.9 | 34.2 | 15.2 | 13.1 | 1.2 | 6.9 | 3.3 |

2021-22 GAME-BY-GAME STARTING LINEUPS

| Opponent | Date | Result | PG | G | G | G/F | F/C | Lineup | Record |
|----------------------|-------|---------------|---------|---------|-----------|------------|--------|--------|--------|
| New Orleans | 11-09 | W, 82-61 | Joiner | Crowley | Rodriguez | Allen | Brooks | #1 | 1-0 |
| Charleston Southern | 11-12 | W, 93-68 | Joiner | Crowley | Rodriguez | Brakefield | Brooks | #2 | 1-0 |
| Marquette | 11-18 | L, 72-78 | Joiner | Crowley | Rodriguez | Brakefield | Brooks | #2 | 1-1 |
| Elon | 11-19 | W, 74-56 | Joiner | Murrell | Rodriguez | Brakefield | Brooks | #3 | 1-0 |
| Boise State | 11-21 | L, 50-60 | Joiner | Murrell | Rodriguez | Brakefield | Brooks | #3 | 1-1 |
| MVSU | 11-26 | W, 73-58 | Crowley | Fagan | Rodriguez | Allen | Brooks | #4 | 1-0 |
| Rider | 11-30 | W, 75-51 | Joiner | Crowley | Rodriguez | Allen | Brooks | #1 | 2-0 |
| #18 Memphis | 12-04 | W, 67-63 | Joiner | Crowley | Rodriguez | Allen | Brooks | #1 | 3-0 |
| Western Kentucky | 12-11 | L, 48-71 | Joiner | Crowley | Rodriguez | Brakefield | Brooks | #2 | 1-2 |
| Middle Tennessee | 12-15 | W, 62-52 | Joiner | Murrell | Rodriguez | Brakefield | Brooks | #3 | 2-1 |
| Dayton | 12-18 | W, 76-68 | Joiner | Murrell | Rodriguez | Brakefield | Brooks | #3 | 3-1 |
| Samford | 12-21 | L, 73-75 | Joiner | Murrell | Rodriguez | Brakefield | Brooks | #3 | 3-2 |
| at #18 Tennessee | 01-05 | L, 60-66 (OT) | Ruffin | Murrell | Fagan | Brakefield | Brooks | #5 | 0-1 |
| Mississippi State | 01-08 | W, 82-72 | Ruffin | Murrell | Fagan | Brakefield | Brooks | #5 | 1-1 |
| at Texas A&M | 01-11 | L, 51-67 | Ruffin | Murrell | Fagan | Brakefield | Brooks | #5 | 1-2 |
| #4 Auburn | 01-15 | L, 71-80 | Ruffin | Murrell | Rodriguez | Brakefield | Brooks | #6 | 0-1 |
| Missouri | 01-18 | L, 53-78 | Ruffin | Murrell | Rodriguez | Brakefield | Brooks | #6 | 0-2 |
| at Mississippi State | 01-22 | L, 60-78 | Ruffin | Murrell | Fagan | Brakefield | Brooks | #5 | 1-3 |
| Florida | 01-24 | W, 70-54 | Ruffin | Murrell | Fagan | Brakefield | Brooks | #5 | 2-3 |
| Arkansas | 01-26 | L, 55-64 | Ruffin | Murrell | Rodriguez | Brakefield | Brooks | #6 | 0-3 |
| Kansas State | 01-29 | W, 67-56 | Ruffin | Murrell | Fagan | Rodriguez | Brooks | #7 | 1-0 |
| at #25 LSU | 02-02 | W, 76-72 | Ruffin | Murrell | Fagan | Brakefield | Brooks | #5 | 3-3 |
| at Florida | 02-05 | L, 57-62 (OT) | Crowley | Murrell | Fagan | Brakefield | Brooks | #8 | 0-1 |
| vs. Alabama | 02-09 | L, 83-97 | Joiner | Murrell | Fagan | Rodriguez | Brooks | #9 | 0-1 |
| at Missouri | 02-12 | L, 68-74 | Joiner | Murrell | Fagan | Brakefield | Brooks | #10 | 0-1 |
| vs. South Carolina | 02-15 | L, 74-77 (OT) | Crowley | Murrell | Rodriguez | Brakefield | Brooks | #11 | 0-1 |
| at Georgia | 02-19 | W, 85-68 | Crowley | Fagan | Rodriguez | Brakefield | Brooks | #12 | 1-0 |
| at #3 Auburn | 02-23 | L, 64-77 | Crowley | Murrell | Rodriguez | Brakefield | Brooks | #11 | 0-2 |
| vs. Texas A&M | 02-26 | L, 66-76 | Joiner | White | Murrell | Rodriguez | Brooks | #13 | 0-1 |
| at #6 Kentucky | 03-01 | L, 72-83 | Joiner | Murrell | Rodriguez | Brakefield | Brooks | #3 | 3-3 |
| vs. Vanderbilt | 03-05 | L, 61-63 | Joiner | Murrell | McBride | Brakefield | Brooks | #14 | 0-1 |
| Missouri (SEC) | 03-09 | L, 60-72 | Joiner | Murrell | Rodriguez | Brakefield | Brooks | #3 | 3-4 |

GAME HIGHS/LOWS

OLE MISS SEASON HIGHS

| Category | Stat | Game |
|-----------------------|---------------|---|
| Points | 93 | vs. Charleston Southern (11-12-21) |
| Field Goals Made | 38 | vs. Charleston Southern (11-12-21) |
| Field Goal Attempts | 75 | vs. Charleston Southern (11-12-21) |
| Field Goal Percentage | .560 (28-50) | vs. Dayton (12-18-21) |
| 3 Pt Field Goals Made | 12 | vs. Alabama (02-09-22) |
| 3 Pt Fg Attempts | 31 | vs. Rider (11-30-21) |
| 3 Pt Fg Percentage | .500 (11-22) | at Tennessee (01-05-22) |
| Free Throws Made | 23 | 2x, last at LSU (02-01-22) |
| Free Throw Attempts | 31 | at LSU (02-01-22) |
| Free Throw Percentage | 1.000 (15-15) | vs. Auburn (01-15-22) |
| Rebounds | 57 | vs. Rider (11-30-21) |
| Assists | 23 | 2x, last vs. Charleston Southern (11-12-21) |
| Steals | 12 | at Tennessee (01-05-22) |
| Blocked Shots | 6 | 2x, last at Georgia (02-19-22) |
| Turnovers | 27 | at Tennessee (01-05-22) |
| Fouls | 23 | vs. Memphis (12-04-21) |

OLE MISS SEASON LOWS

| Category | Stat | Game |
|-----------------------|--------------|--|
| Points | 48 | vs. Western Kentucky (12-11-21) |
| Field Goals Made | 17 | vs. Western Kentucky (12-11-21) |
| Field Goal Attempts | 42 | at LSU (02-01-22) |
| Field Goal Percentage | .274 (17-62) | vs. Western Kentucky (12-11-21) |
| 3 Pt Field Goals Made | 2 | vs. Boise State (11-21-21) |
| 3 Pt Fg Attempts | 10 | vs. Boise State (11-21-21) |
| 3 Pt Fg Percentage | .200 (2-10) | vs. Boise State (11-21-21) |
| Free Throws Made | 5 | 3x, last vs. Missouri (01-18-22) |
| Free Throw Attempts | 6 | vs. Boise State (11-21-21) |
| Free Throw Percentage | .385 (5-13) | vs. Missouri (01-18-22) |
| Rebounds | 21 | at Mississippi State (01-22-22) |
| Assists | 7 | at Missouri (02-12-22) |
| Steals | 2 | vs. Kansas State (01-29-22) |
| Blocked Shots | 0 | at Kentucky (03-01-22) |
| Turnovers | 7 | 3x, last vs. Missouri (03-09-22) |
| Fouls | 9 | 2x, last vs. Middle Tennessee (12-15-21) |

OPPONENT SEASON HIGHS

| Category | Stat | Game |
|-----------------------|--------------|----------------------------------|
| Points | 97 | vs. Alabama (02-09-22) |
| Field Goals Made | 36 | vs. Alabama (02-09-22) |
| Field Goal Attempts | 68 | vs. Mississippi State (01-08-22) |
| Field Goal Percentage | .627 (32-51) | vs. Missouri (01-18-22) |
| 3 Pt Field Goals Made | 14 | vs. Alabama (02-09-22) |
| 3 Pt Fg Attempts | 36 | vs. Kansas State (01-29-22) |
| 3 Pt Fg Percentage | .636 (14-22) | vs. Alabama (02-09-22) |
| Free Throws Made | 23 | vs. Memphis (12-04-21) |
| Free Throw Attempts | 37 | vs. Memphis (12-04-21) |
| Free Throw Percentage | .895 (17-19) | vs. Marquette (11-18-21) |
| Rebounds | 46 | vs. Middle Tennessee (12-15-21) |
| Assists | 23 | vs. Alabama (02-09-22) |
| Steals | 17 | at Tennessee (01-05-22) |
| Blocked Shots | 9 | 2x, last at Auburn (02-23-22) |
| Turnovers | 20 | vs. Memphis (12-04-21) |
| Fouls | 24 | vs. Elon (11-19-21) |

OPPONENT SEASON LOWS

| Category | Stat | Game |
|-----------------------|--------------|---|
| Points | 51 | vs. Rider (11-30-21) |
| Field Goals Made | 18 | vs. Elon (11-19-21) |
| Field Goal Attempts | 49 | vs. Memphis (12-04-21) |
| Field Goal Percentage | .302 (19-63) | vs. Kansas State (01-29-22) |
| 3 Pt Field Goals Made | 2 | 2x, last vs. Memphis (12-04-21) |
| 3 Pt Fg Attempts | 7 | vs. Missouri (01-18-22) |
| 3 Pt Fg Percentage | .111 (3-27) | vs. Middle Tennessee (12-15-21) |
| Free Throws Made | 4 | 2x, last at Texas A&M (01-11-22) |
| Free Throw Attempts | 5 | vs. Western Kentucky (12-11-21) |
| Free Throw Percentage | .286 (4-14) | vs. Boise State (11-21-21) |
| Rebounds | 27 | 3x, last Georgia (11-21-21) |
| Assists | 12 | 2x, last vs. Boise State (11-21-21) |
| Steals | 1 | vs. MVSU (11-26-21) |
| Blocked Shots | 0 | 2x, last vs. Mississippi State (01-08-22) |
| Turnovers | 5 | vs. Kansas State (01-29-22) |
| Fouls | 9 | vs. Western Kentucky (12-11-21) |

OLE MISS INDIVIDUAL HIGHS

| Category | Stat | Game |
|----------------------|-------------|---|
| Points | 33 | Jarkel Joiner vs. Alabama (02-09-22) |
| Field Goals Made | 12 | Jarkel Joiner vs. Alabama (02-09-22) |
| Field Goal Att. | 20 | Jarkel Joiner vs. Alabama (02-09-22) |
| Fg Pct (Min 5 Made) | 1.000 (5-5) | Nysier Brooks at Mississippi St. (01-22-22) |
| 3-Point Fg Made | 6 | Jarkel Joiner vs. Alabama (02-09-22) |
| 3-Point Fg Att. | 10 | 2x, last Jarkel Joiner vs. Alabama (02-09-22) |
| 3-Pt Fg Pct (2 Made) | 1.000 (5-5) | Matthew Murrell vs. Mississippi St. (01-08-22) |
| Free Throws Made | 9 | 3x, last Daeshun Ruffin vs. Florida (01-24-22) |
| Free Throw Att. | 12 | Daeshun Ruffin vs. Dayton (12-18-21) |
| Rebounds | 16 | Nysier Brooks vs. Mississippi State (01-08-22) |
| Assists | 9 | 2x, last Luis Rodriguez vs. Alabama (02-09-22) |
| Steals | 5 | 2x, last Daeshun Ruffin at Tennessee (01-05-22) |
| Blocked Shots | 5 | Nysier Brooks vs. Mississippi State (01-08-22) |
| Turnovers | 9 | Tye Fagan at Florida (03-06-22) |
| Minutes | 45 | Matthew Murrell at Florida (02-05-22) |

OPPONENT INDIVIDUAL HIGHS

| Category | Stat | Game |
|----------------------|---------------|---|
| Points | 30 | Jaden Shackelford vs. Alabama (02-09-22) |
| Field Goals Made | 10 | 4x, last Jaden Shackelford vs. Alabama (02-09-22) |
| Field Goal Att. | 23 | ID Notae vs. Arkansas (01-26-22) |
| Fg Pct (Min 5 Made) | 1.000 (10-10) | Amari Davis vs. Missouri (01-18-22) |
| 3-Point Fg Made | 8 | Jaden Shackelford vs. Alabama (02-09-22) |
| 3-Point Fg Att. | 13 | 2x, last Jaden Shackelford vs. Alabama (02-09-22) |
| 3-Pt Fg Pct (2 Made) | 1.000 (3-3) | Josh Anderson vs. WKU (12-11-21) |
| Free Throws Made | 9 | Darryl Morsell vs. Marquette (11-18-21) |
| Free Throw Att. | 10 | 2x, last Mladen Armus vs. Boise State (11-21-21) |
| Rebounds | 16 | Mark Smith vs. Kansas State (01-29-22) |
| Assists | 11 | 2x, last Malachi Smith vs. Dayton (12-18-21) |
| Steals | 5 | Zakai Zeigler at Tennessee (01-05-22) |
| Blocked Shots | 8 | Walker Kessler at Auburn (02-23-22) |
| Turnovers | 8 | Toumani Camara vs. Dayton (12-18-21) |

GAME 1 • vs. NEW ORLEANS (W, 82-61)



Official Basketball Box Score - Final
New Orleans at Ole Miss
 11/09/21 The Sandy and John Black Pavilion at Ole Miss, Oxford, Miss.
 2021-22 Ole Miss Men's Basketball

Game Time: 6:30 PM
 Game Duration: 1:56
 Attendance: 5,409

Officials: Don Daily, Patrick Evans, Jason Baker

New Orleans - 61

Record: 0-1

| NO. | Name | Min | FG | | | 3P | | | FT | | | Rebounds | | Fouls | | TP | AS | TO | ST | Blocks | | +/- | |
|--------|---------------------|-----|-------|------|------|------|-----|-----|-----|-----|----|----------|----|-------|----|-----|----|----|----|--------|---|-----|-----|
| | | | M/A | A/A | M/A | A/A | M/A | A/A | M/A | A/A | OR | DR | PF | FD | BS | | | | | BA | | | |
| 1 | Robby Robinson | F | 27:31 | 0-1 | 0-1 | 2-2 | 0-0 | 5-5 | 1-1 | 2-2 | 0 | 2 | 0 | 2 | 0 | 0 | 2 | 0 | 0 | 0 | 2 | 0 | -13 |
| 5 | Tyson Jackson | F | 24:04 | 3-7 | 0-0 | 0-0 | 0-0 | 7-7 | 3-2 | 6 | 1 | 0 | 0 | 0 | 0 | 0 | 0 | 0 | 0 | 0 | 0 | -12 | |
| 10 | Derek St. Hilaire | G | 27:20 | 9-15 | 3-6 | 0-0 | 1-1 | 2-2 | 2-2 | 1 | 0 | 2 | 7 | 2 | 0 | 0 | 0 | 0 | 0 | 0 | 0 | -18 | |
| 24 | Rodney Carson Jr. | G | 17:21 | 0-5 | 0-2 | 0-0 | 0-0 | 4-4 | 0-1 | 0 | 3 | 1 | 0 | 0 | 0 | 0 | 0 | 0 | 0 | 0 | 0 | -17 | |
| 34 | De'Sean Allen-Ekens | G | 23:44 | 2-8 | 0-1 | 0-0 | 2-3 | 5-5 | 2-0 | 4 | 2 | 1 | 0 | 0 | 0 | 1 | 0 | 0 | 0 | 0 | 0 | -30 | |
| 11 | Simeon Kirkland | F | 17:50 | 2-3 | 0-0 | 0-0 | 2-2 | 0-1 | 0 | 2 | 6 | 0 | 1 | 0 | 0 | 0 | 0 | 0 | 0 | 0 | 0 | -10 | |
| 2 | Kmani Doughty | F | 16:32 | 3-4 | 1-1 | 2-2 | 1-1 | 2-2 | 1 | 9 | 2 | 3 | 3 | 0 | 0 | 0 | 0 | 0 | 0 | 0 | 0 | 5 | |
| 13 | Jamond Vincent | G | 13:25 | 2-5 | 0-0 | 0-0 | 4-4 | 0-0 | 1 | 4 | 0 | 2 | 0 | 0 | 0 | 0 | 0 | 0 | 0 | 0 | 0 | 1 | |
| 33 | D'Ante Bolo | F | 07:37 | 1-1 | 0-0 | 0-0 | 0-0 | 1-1 | 2-0 | 2 | 0 | 0 | 0 | 0 | 0 | 0 | 0 | 0 | 0 | 0 | 0 | -8 | |
| 0 | Daniel Sackey | F | 18:50 | 2-5 | 1-1 | 2-2 | 0-2 | 2-2 | 1-2 | 7 | 2 | 1 | 0 | 0 | 0 | 1 | 0 | 0 | 0 | 0 | 0 | -6 | |
| 12 | Norris Williams | G | 02:48 | 0-0 | 0-0 | 0-0 | 0-0 | 0-0 | 0-0 | 0 | 0 | 0 | 0 | 0 | 0 | 0 | 0 | 0 | 0 | 0 | 0 | 2 | |
| 22 | Darius Washington | G | 02:58 | 0-0 | 0-0 | 0-2 | 0-0 | 0-0 | 0-1 | 0 | 1 | 0 | 0 | 0 | 0 | 0 | 0 | 0 | 0 | 0 | 0 | 1 | |
| Team | | | | | | | | | | | | | | | | | | | | | | | |
| Totals | | | 24:54 | 5-15 | 8-10 | 5-25 | 30 | 14 | 12 | 61 | 13 | 19 | 6 | 2 | 3 | -21 | | | | | | | |

Technical Fouls: NONE

Shooting By Period

1st FG%: 12/27 44.4%
 3PT%: 5/8 62.5%
 FT%: 2/2 100%

2nd FG%: 12/27 44.4%
 3PT%: 0/7 0.0%
 FT%: 6/8 75%

GM FG%: 24/54 44.4%
 3PT%: 5/15 33.3%
 FT%: 8/10 80.0%

Dead Ball Rebounds: 1

GAME 2 • vs. CHARLESTON SOUTHERN (W, 93-68)



Official Basketball Box Score - Final
Charleston Southern at Ole Miss
 11/12/21 The Sandy and John Black Pavilion at Ole Miss, Oxford, Miss.
 2021-22 Ole Miss Men's Basketball

Game Time: 6:30 PM
 Game Duration: 1:48
 Attendance: 5,825

Officials: Claudius Poole, Brian Shrey, Garrick Shannon

Charleston Southern - 68

Record: 1-1

| NO. | Name | Min | FG | | | 3P | | | FT | | | Rebounds | | Fouls | | TP | AS | TO | ST | Blocks | | +/- | |
|--------|---------------------|-----|-------|------|-------|-------|-----|-------|-----|-----|----|----------|----|-------|----|-----|----|----|----|--------|---|-----|-----|
| | | | M/A | A/A | M/A | A/A | M/A | A/A | M/A | A/A | OR | DR | PF | FD | BS | | | | | BA | | | |
| 23 | Sean Price | F | 30:39 | 4-5 | 0-1 | 2-4 | 3-7 | 10-10 | 2-4 | 10 | 2 | 5 | 3 | 2 | 0 | 0 | 0 | 0 | 0 | 0 | 0 | 0 | -13 |
| 34 | Cheikh Faye | F | 24:40 | 1-7 | 1-6 | 0-0 | 2-4 | 6-6 | 0-0 | 3 | 2 | 1 | 0 | 0 | 0 | 0 | 0 | 0 | 0 | 0 | 0 | -12 | |
| 22 | Sadarus Bowser | C | 20:19 | 2-2 | 0-0 | 1-2 | 1-2 | 3-3 | 2-2 | 5 | 0 | 0 | 0 | 1 | 0 | 0 | 0 | 0 | 0 | 0 | 0 | -12 | |
| 4 | Deontaye Buskey | G | 30:29 | 6-18 | 5-11 | 0-0 | 0-0 | 7-7 | 1-2 | 17 | 1 | 1 | 0 | 0 | 0 | 0 | 0 | 0 | 0 | 0 | 0 | -16 | |
| 13 | Tahik Chavez | G | 25:44 | 4-12 | 2-8 | 0-0 | 0-0 | 2-2 | 0-2 | 10 | 0 | 0 | 0 | 0 | 0 | 0 | 0 | 0 | 0 | 0 | 0 | -25 | |
| 14 | Taje' Kelly | F | 19:41 | 2-3 | 0-0 | 3-5 | 1-2 | 3-3 | 3-7 | 0 | 1 | 1 | 0 | 0 | 0 | 0 | 0 | 0 | 0 | 0 | 0 | -13 | |
| 11 | Ja'Quavian Florence | F | 04:13 | 0-0 | 0-0 | 0-0 | 0-0 | 0-0 | 0-0 | 0 | 0 | 0 | 0 | 0 | 0 | 0 | 0 | 0 | 0 | 0 | 0 | -14 | |
| 12 | Claudell Harris Jr. | F | 14:39 | 2-7 | 0-4 | 0-0 | 0-0 | 1-1 | 1-0 | 4 | 2 | 3 | 0 | 0 | 0 | 0 | 0 | 0 | 0 | 0 | 0 | -7 | |
| 1 | Kalib Clinton | F | 15:20 | 3-8 | 0-1 | 6-7 | 2-2 | 4-4 | 1-4 | 12 | 1 | 0 | 1 | 0 | 0 | 0 | 0 | 0 | 0 | 0 | 0 | -13 | |
| 2 | Emorie Knox | F | 14:16 | 0-3 | 0-1 | 0-0 | 1-1 | 2-4 | 0-1 | 0 | 4 | 2 | 0 | 0 | 0 | 0 | 0 | 0 | 0 | 0 | 0 | 0 | |
| Team | | | | | | | | | | | | | | | | | | | | | | | |
| Totals | | | 24:65 | 9-32 | 12-18 | 10-29 | 39 | 10 | 18 | 68 | 12 | 14 | 6 | 1 | 4 | -25 | | | | | | | |

Technical Fouls: NONE

Shooting By Period

1st FG%: 7/26 26.9%
 3PT%: 4/15 26.7%
 FT%: 6/10 60%

2nd FG%: 17/39 43.6%
 3PT%: 4/17 23.5%
 FT%: 6/8 75%

GM FG%: 24/65 36.9%
 3PT%: 8/32 25.0%
 FT%: 12/18 66.7%

Dead Ball Rebounds: 4, 0

Ole Miss - 82

Record: 1-0

| NO. | Name | Min | FG | | | 3P | | | FT | | | Rebounds | | Fouls | | TP | AS | TO | ST | Blocks | | +/- | |
|--------|----------------------|-----|-------|------|-----|------|-----|-----|-----|-----|----|----------|----|-------|----|-----|----|----|----|--------|---|-----|--|
| | | | M/A | A/A | M/A | A/A | M/A | A/A | M/A | A/A | OR | DR | PF | FD | BS | | | | | BA | | | |
| 21 | Robert Allen | F | 20:32 | 1-6 | 0-1 | 1-2 | 4-4 | 1-5 | 1-1 | 3 | 2 | 0 | 0 | 0 | 1 | 1 | 25 | | | | | | |
| 3 | Nysier Brooks | C | 23:26 | 5-7 | 0-0 | 1-2 | 0-4 | 4-4 | 2-1 | 11 | 1 | 0 | 0 | 0 | 0 | 0 | 11 | | | | | | |
| 1 | Austin Crowley | G | 19:20 | 5-6 | 3-4 | 0-0 | 0-4 | 4-4 | 1-2 | 13 | 4 | 1 | 3 | 0 | 0 | 0 | 16 | | | | | | |
| 15 | Luis Rodriguez | G | 21:22 | 4-8 | 0-1 | 1-2 | 1-3 | 4-4 | 1-2 | 9 | 4 | 1 | 3 | 0 | 0 | 0 | 25 | | | | | | |
| 24 | Jarke' Joiner | G | 27:33 | 5-9 | 2-4 | 0-0 | 3-3 | 1-0 | 12 | 2 | 0 | 0 | 0 | 0 | 0 | 26 | | | | | | | |
| 4 | Jaemyn Brakelkoff | F | 16:57 | 4-7 | 1-3 | 1-2 | 0-3 | 3-3 | 0-1 | 10 | 2 | 2 | 0 | 0 | 0 | 1 | 6 | | | | | | |
| 14 | Tye Fagan | G | 16:27 | 4-5 | 2-2 | 0-0 | 0-0 | 2-2 | 1-2 | 7 | 2 | 1 | 0 | 0 | 0 | 1 | 6 | | | | | | |
| 23 | Sammy Hunter | F | 11:20 | 2-3 | 0-0 | 1-1 | 0-0 | 0-0 | 1-3 | 5 | 0 | 1 | 0 | 0 | 0 | -3 | | | | | | | |
| 2 | Daeshun Ruffin | F | 15:04 | 2-6 | 0-3 | 0-0 | 2-2 | 1-0 | 4 | 2 | 2 | 2 | 1 | 0 | 0 | 1 | | | | | | | |
| 11 | Matthew Murrell | F | 14:49 | 2-5 | 1-3 | 0-0 | 2-2 | 1-2 | 1-5 | 2 | 0 | 1 | 0 | 0 | 0 | 1 | | | | | | | |
| 0 | Eric Van Der Heijden | F | 06:13 | 0-1 | 0-0 | 0-0 | 0-0 | 0-0 | 0-0 | 0 | 0 | 1 | 0 | 0 | 0 | 0 | 1 | | | | | | |
| 5 | James White | F | 03:53 | 0-1 | 0-0 | 0-0 | 0-0 | 1-1 | 0-0 | 0 | 0 | 0 | 0 | 0 | 0 | 0 | 0 | 0 | 0 | 0 | 0 | -1 | |
| 10 | Grant Slatten | F | 01:32 | 0-0 | 0-0 | 0-0 | 0-0 | 1-1 | 0-0 | 0 | 0 | 0 | 0 | 0 | 0 | 0 | 3 | | | | | | |
| 33 | John McBride | F | 01:32 | 0-0 | 0-0 | 0-0 | 0-0 | 1-1 | 0-0 | 0 | 0 | 0 | 0 | 0 | 0 | 0 | 3 | | | | | | |
| Team | | | | | | | | | | | | | | | | | | | | | | | |
| Totals | | | 34:64 | 9-22 | 5-9 | 7-26 | 33 | 12 | 14 | 82 | 23 | 12 | 10 | 3 | 2 | -21 | | | | | | | |

Technical Fouls: NONE

Shooting By Period

1st FG%: 18/34 52.9%
 3PT%: 6/14 42.9%
 FT%: 1/2 50%

2nd FG%: 16/30 53.3%
 3PT%: 3/8 37.5%
 FT%: 4/7 57.1%

GM FG%: 34/64 53.1%
 3PT%: 9/22 40.9%
 FT%: 5/9 55.6%

Dead Ball Rebounds: 1, 0

UNO

OM

| Points from | UNO | OM | Period by Period Scoring | | |
|---------------|-----|----|--------------------------|-----|-----|
| | | | 1st | 2nd | TOT |
| Turnovers | 6 | 17 | | | |
| Paint | 30 | 40 | | | |
| Second Chance | 5 | 5 | | | |
| Fast Breaks | 12 | 16 | | | |
| Bench | 28 | 34 | | | |
| UNO | 31 | 30 | 61 | | |
| OM | 43 | 39 | 82 | | |

Biggest lead

6 (1st 11:00)

25 (2nd 7:58)

Best Scoring Run

11 (1st 11:00)

14 (1st 5:40)

Lead Changes

3

Times Tied

4

Time with Lead

06:18

31:02

Ole Miss - 93

Record: 2-0

| NO. | Name | Min | FG | | | 3P | | | FT | | | Rebounds | | Fouls | | TP | AS | TO | ST | Blocks | | +/- | |
|-----|-------------------|-----|-------|------|-----|-----|-----|-----|-----|-----|----|----------|----|-------|----|----|----|----|----|--------|--|-----|--|
| | | | M/A | A/A | M/A | A/A | M/A | A/A | M/A | A/A | OR | DR | PF | FD | BS | | | | | BA | | | |
| 4 | Jaemyn Brakelkoff | F | 25:12 | 4-9 | 0-3 | 0-1 | 3-5 | 8-8 | 3-4 | 8 | 0 | 3 | 0 | 2 | 0 | 6 | | | | | | | |
| 3 | Nysier Brooks | C | 18:11 | 1-2 | 0-0 | 0-0 | 1-6 | 7-7 | 4-0 | 2 | 0 | 0 | 0 | 0 | 0 | 0 | 21 | | | | | | |
| 1 | Austin Crowley | G | 24:59 | 4-8 | 3-7 | 0-0 | 1-1 | 1-0 | 1-0 | 11 | 9 | 1 | 2 | 1 | 0 | 0 | 22 | | | | | | |
| 15 | Luis Rodriguez | G | 20:33 | 5-11 | 1-4 | 1-1 | 1-5 | | | | | | | | | | | | | | | | |

GAME 5 • vs. BOISE STATE (L, 60-50)



Official Basketball Box Score - Final
Boise St. at Ole Miss
 11/20/21 The Sandy and John Back Pavilion at Ole Miss, Oxford, Miss.
 Boise State vs. Ole Miss
 Game Time: 1:00 PM
 Game Duration: 1:49
 Attendance: 2,407

Boise St. - 60

Record: 3-2

| NO. | Name | Min | FG | | 3P | | FT | | Rebounds | | Fouls | | TP | AS | TO | ST | Blocks | | +/- | |
|--------|--------------------|-----|-------|------|-------|------|------|----|----------|----|-------|----|----|----|----|----|--------|----|-----|----|
| | | | M/A | A/A | M/A | A/A | OR | DR | OR | DR | PF | FD | | | | | BS | BA | | |
| 4 | Abu Kigab | F | 33:30 | 5-9 | 1-1 | 1-4 | 1-1 | 7 | 8 | 11 | 5 | 12 | 2 | 2 | 1 | 1 | 1 | 1 | 6 | -6 |
| 33 | Mladen Armus | F | 27:32 | 9-9 | 0-0 | 5-10 | 3-10 | 13 | 2 | 6 | 11 | 2 | 3 | 1 | 1 | 1 | 1 | 1 | 11 | 11 |
| 10 | Marcus Shaver Jr. | G | 38:10 | 6-13 | 1-4 | 0-0 | 1-3 | 4 | 2 | 2 | 13 | 2 | 2 | 2 | 0 | 2 | 1 | 4 | -4 | |
| 11 | Devonairé Doutrive | G | 26:27 | 4-10 | 0-3 | 0-0 | 1-4 | 5 | 1 | 0 | 8 | 2 | 5 | 2 | 0 | 0 | 0 | 0 | -4 | |
| 14 | Emmanuel Akot | G | 33:58 | 2-4 | 1-2 | 2-3 | 0 | 1 | 0 | 4 | 7 | 2 | 2 | 1 | 0 | 0 | 0 | 15 | 15 | |
| 13 | Pavle Kuzmanovic | G | 05:04 | 0-1 | 0-0 | 0-0 | 0 | 0 | 0 | 0 | 0 | 0 | 1 | 0 | 0 | 0 | 0 | 1 | -5 | |
| 12 | Max Rice | G | 01:50 | 0-0 | 0-0 | 0-0 | 0 | 0 | 0 | 1 | 0 | 0 | 0 | 0 | 0 | 0 | 0 | 0 | -4 | |
| 25 | Lukas Milner | G | 02:19 | 0-0 | 0-0 | 0-0 | 0 | 0 | 0 | 0 | 0 | 0 | 0 | 0 | 0 | 0 | 0 | 0 | -6 | |
| 23 | Naje Smith | G | 21:01 | 0-2 | 0-1 | 1-2 | 4 | 1 | 5 | 2 | 1 | 1 | 1 | 0 | 2 | 0 | 0 | 0 | 18 | |
| 2 | Tyson Degenhart | G | 10:09 | 3-5 | 1-3 | 1-2 | 0 | 2 | 2 | 1 | 1 | 8 | 1 | 0 | 0 | 0 | 0 | 5 | 5 | |
| Team | | | | | | | | | | | | | | | | | | | | |
| Totals | | | 23:53 | 4-14 | 10-21 | 12 | 29 | 41 | 10 | 19 | 60 | 12 | 17 | 9 | 2 | 5 | 10 | | | |

Technical Fouls: NONE

| Shooting By Period | |
|---------------------|-------------|
| 1 st FG% | 9-28 32.1% |
| 3PT% | 1-6 16.7% |
| FT% | 2-3 66.7% |
| 2 nd FG% | 14-25 56.0% |
| 3PT% | 3-8 37.5% |
| FT% | 8-18 44.4% |
| GM FG% | 23-53 43.4% |
| 3PT% | 4-14 28.6% |
| FT% | 10-21 47.6% |

Dead Ball Rebounds: 4, 0

GAME 6 • vs. MISSISSIPPI VALLEY STATE (W, 73-58)



Official Basketball Box Score - Final
Mississippi Val. at Ole Miss
 11/20/21 The Sandy and John Back Pavilion at Ole Miss, Oxford, Miss.
 2021-22 Ole Miss Men's Basketball
 Game Time: 3:00 PM
 Game Duration: 1:47
 Attendance: 5,905

Mississippi Val. - 58

Record: 0-3

| NO. | Name | Min | FG | | 3P | | FT | | Rebounds | | Fouls | | TP | AS | TO | ST | Blocks | | +/- |
|--------|------------------|-----|-------|-------|------|-----|----|----|----------|----|-------|----|----|----|----|----|--------|-----|-----|
| | | | M/A | A/A | M/A | A/A | OR | DR | OR | DR | PF | FD | | | | | BS | BA | |
| 21 | Robert Carpenter | F | 39:16 | 10-19 | 5-7 | 2-2 | 3 | 4 | 7 | 1 | 1 | 27 | 0 | 1 | 0 | 2 | 0 | 10 | 10 |
| 32 | Lee/Andre Howard | C | 01:42 | 0-0 | 0-0 | 0-0 | 0 | 0 | 0 | 1 | 0 | 0 | 0 | 0 | 0 | 0 | 0 | 0 | -2 |
| 2 | Elijah Davis | G | 38:55 | 0-3 | 0-0 | 0-0 | 1 | 1 | 2 | 1 | 0 | 6 | 5 | 0 | 0 | 0 | 0 | -18 | -18 |
| 10 | Devin Gordon | G | 38:23 | 3-9 | 2-7 | 2-2 | 0 | 3 | 3 | 2 | 3 | 10 | 3 | 1 | 0 | 1 | 0 | 0 | -18 |
| 11 | Caleb Hunter | G | 31:34 | 5-17 | 2-7 | 2-4 | 0 | 6 | 6 | 4 | 4 | 14 | 3 | 1 | 1 | 0 | 0 | 1 | -6 |
| 14 | John Aguer | G | 26:42 | 0-4 | 0-0 | 0-2 | 7 | 2 | 9 | 3 | 1 | 0 | 2 | 0 | 0 | 0 | 0 | 0 | -13 |
| 1 | Gary Grant | G | 01:37 | 0-1 | 0-0 | 0-0 | 0 | 0 | 0 | 0 | 0 | 0 | 0 | 0 | 0 | 0 | 0 | 0 | -5 |
| 3 | Kadar Waller | G | 00:44 | 0-0 | 0-0 | 0-0 | 0 | 0 | 0 | 0 | 0 | 0 | 0 | 0 | 0 | 0 | 0 | 0 | -5 |
| 25 | Daniel Umoh | G | 12:20 | 1-1 | 0-0 | 0-0 | 1 | 1 | 2 | 5 | 0 | 2 | 0 | 1 | 0 | 0 | 0 | 0 | -5 |
| 31 | David McCoy | G | 08:47 | 2-2 | 0-0 | 0-0 | 1 | 1 | 1 | 1 | 1 | 5 | 1 | 0 | 0 | 0 | 0 | 0 | -1 |
| Team | | | | | | | | | | | | | | | | | | | |
| Totals | | | 21:56 | 9-21 | 7-11 | 12 | 22 | 34 | 18 | 11 | 58 | 15 | 12 | 1 | 3 | 1 | 15 | | |

Technical Fouls: NONE

| Shooting By Period | |
|---------------------|-------------|
| 1 st FG% | 14-34 41.2% |
| 3PT% | 7-13 53.8% |
| FT% | 3-5 60% |
| 2 nd FG% | 7-22 31.8% |
| 3PT% | 2-8 25.0% |
| FT% | 4-6 66.7% |
| GM FG% | 21-56 37.5% |
| 3PT% | 9-21 42.9% |
| FT% | 7-11 63.6% |

Dead Ball Rebounds: 1, 0

Ole Miss - 50

Record: 3-2

| NO. | Name | Min | FG | | 3P | | FT | | Rebounds | | Fouls | | TP | AS | TO | ST | Blocks | | +/- | |
|--------|----------------------|-----|-------|------|-----|-----|----|----|----------|----|-------|----|----|----|----|----|--------|----|-----|---|
| | | | M/A | A/A | M/A | A/A | OR | DR | OR | DR | PF | FD | | | | | BS | BA | | |
| 4 | Jaemyn Brakefield | F | 25:51 | 3-7 | 0-1 | 2-2 | 0 | 3 | 3 | 2 | 2 | 8 | 0 | 1 | 1 | 1 | 0 | 0 | -10 | |
| 3 | Nysier Brooks | C | 18:09 | 3-9 | 0-0 | 0-0 | 0 | 6 | 6 | 5 | 1 | 6 | 0 | 2 | 1 | 0 | 1 | 0 | 9 | 9 |
| 11 | Matthew Murrell | G | 20:53 | 3-8 | 0-2 | 0-0 | 2 | 4 | 3 | 0 | 6 | 1 | 1 | 1 | 1 | 1 | 0 | 0 | -4 | |
| 15 | Luis Rodriguez | G | 24:34 | 1-5 | 0-0 | 0-0 | 1 | 3 | 4 | 0 | 2 | 2 | 1 | 1 | 4 | 0 | 0 | 0 | -11 | |
| 24 | Jarkel Joiner | G | 35:05 | 4-10 | 2-4 | 0-0 | 1 | 1 | 4 | 1 | 1 | 10 | 1 | 2 | 1 | 0 | 0 | 0 | -12 | |
| 14 | Tye Fagan | G | 30:10 | 3-8 | 0-1 | 0-0 | 1 | 4 | 5 | 0 | 6 | 4 | 5 | 0 | 0 | 0 | 0 | 0 | -1 | |
| 21 | Robert Allen | F | 19:17 | 2-3 | 0-0 | 4-4 | 0 | 3 | 3 | 2 | 3 | 8 | 0 | 1 | 1 | 0 | 0 | 0 | -8 | |
| 1 | Austin Crowley | G | 17:23 | 2-6 | 0-0 | 0-0 | 2 | 2 | 2 | 1 | 4 | 2 | 1 | 1 | 2 | 0 | 0 | 0 | -5 | |
| 23 | Sammy Hunter | G | 07:28 | 0-0 | 0-0 | 0-0 | 0 | 0 | 0 | 1 | 0 | 0 | 0 | 0 | 0 | 0 | 0 | 0 | -8 | |
| 0 | Eric Van Der Heijden | G | 01:10 | 0-1 | 0-0 | 0-0 | 0 | 0 | 0 | 0 | 0 | 0 | 0 | 0 | 0 | 0 | 0 | 0 | -8 | |
| Team | | | | | | | | | | | | | | | | | | | | |
| Totals | | | 21:57 | 2-10 | 6-6 | 7 | 25 | 32 | 19 | 10 | 50 | 9 | 14 | 9 | 5 | 2 | 10 | | | |

Technical Fouls: NONE

| Shooting By Period | |
|---------------------|-------------|
| 1 st FG% | 11-30 36.7% |
| 3PT% | 1-5 20.0% |
| FT% | 4-4 100% |
| 2 nd FG% | 10-27 37.0% |
| 3PT% | 1-5 20.0% |
| FT% | 2-2 100% |
| GM FG% | 21-57 36.8% |
| 3PT% | 2-10 20.0% |
| FT% | 6-6 100.0% |

Dead Ball Rebounds: 0, 0

BSU MIS

| Points from Turnovers | | BSU MIS | | Period by Period Scoring | |
|---------------------------|--------------------------|---------------------------|-----|--------------------------|-----|
| 1st | 2nd | TOT | 1st | 2nd | TOT |
| 10 (2 nd 1:13) | 9 (1 st 1:12) | 19 | 21 | 39 | 60 |
| Best Scoring Run | 9 (2 nd 6:51) | 6 (1 st 12:03) | 27 | 23 | 50 |
| Lead Changes | 1 | | | | |
| Times Tied | 4 | | | | |
| Time with Lead | 06:38 | 28:10 | | | |

Ole Miss - 73

Record: 4-2

| NO. | Name | Min | FG | | 3P | | FT | | Rebounds | | Fouls | | TP | AS | TO | ST | Blocks | | +/- | | |
|--------|----------------------|-----|-------|------|-------|------|----|----|----------|----|-------|----|----|----|----|----|--------|----|-----|----|----|
| | | | M/A | A/A | M/A | A/A | OR | DR | OR | DR | PF | FD | | | | | BS | BA | | | |
| 21 | Robert Allen | F | 25:42 | 4-8 | 1-3 | 2-4 | 3 | 3 | 6 | 2 | 2 | 11 | 0 | 2 | 2 | 0 | 1 | 0 | 23 | 23 | |
| 3 | Nysier Brooks | C | 30:07 | 3-8 | 0-1 | 9-10 | 5 | 5 | 10 | 2 | 5 | 15 | 1 | 0 | 2 | 1 | 0 | 2 | 14 | 24 | |
| 1 | Austin Crowley | G | 26:37 | 3-8 | 1-2 | 2-2 | 0 | 2 | 2 | 0 | 3 | 9 | 5 | 1 | 1 | 0 | 1 | 0 | 12 | 12 | |
| 14 | Tye Fagan | G | 17:53 | 2-4 | 0-1 | 0-0 | 2 | 2 | 4 | 0 | 0 | 4 | 1 | 1 | 0 | 0 | 0 | 0 | 6 | 6 | |
| 15 | Luis Rodriguez | G | 30:23 | 4-10 | 2-5 | 1-3 | 4 | 4 | 8 | 2 | 3 | 11 | 1 | 3 | 1 | 0 | 0 | 0 | 16 | 16 | |
| 24 | Jarkel Joiner | G | 35:32 | 6-12 | 1-3 | 2-2 | 1 | 6 | 7 | 1 | 3 | 15 | 3 | 0 | 0 | 0 | 1 | 7 | 7 | | |
| 14 | Matthew Murrell | G | 09:35 | 0-2 | 0-1 | 0-2 | 0 | 0 | 0 | 1 | 1 | 0 | 0 | 0 | 0 | 0 | 0 | 0 | -3 | -3 | |
| 4 | Jaemyn Brakefield | F | 17:04 | 3-7 | 1-3 | 1-1 | 0 | 3 | 3 | 1 | 1 | 8 | 0 | 1 | 2 | 0 | 0 | 0 | -5 | -5 | |
| 0 | Eric Van Der Heijden | G | 02:21 | 0-1 | 0-1 | 0-0 | 0 | 0 | 0 | 1 | 0 | 0 | 0 | 0 | 0 | 0 | 0 | 0 | -2 | -2 | |
| 5 | James White | G | 01:43 | 0-0 | 0-0 | 0-0 | 0 | 0 | 0 | 1 | 0 | 0 | 0 | 0 | 0 | 0 | 0 | 0 | 0 | -4 | -4 |
| 23 | Sammy Hunter | G | 03:03 | 0-0 | 0-0 | 0-0 | 0 | 0 | 0 | 0 | 0 | 0 | 0 | 0 | 0 | 0 | 0 | 0 | 0 | -7 | -7 |
| Team | | | | | | | | | | | | | | | | | | | | | |
| Totals | | | 25:60 | 6-20 | 17-24 | 17 | 26 | 43 | 11 | 18 | 73 | 11 | 9 | 8 | 1 | 3 | 15 | | | | |

Technical Fouls: NONE

| Shooting By Period | |
|---------------------|-------------|
| 1 st FG% | 12-30 40.0% |
| 3PT% | 3-11 30.0% |
| FT% | 6-11 54.5% |
| 2 nd FG% | 13-30 43.3% |
| 3PT% | 3-10 30.0% |
| FT% | 11-13 84.6% |
| GM FG% | 25-60 41.7% |
| 3PT% | 6-20 30.0% |
| FT% | 17-24 70.8% |

Dead Ball Rebounds: 3, 0

MVSU OM

| Points from Turnovers | | MVSU OM | | Period by Period Scoring | |
|--------------------------|---------------------------|----------------------------|-----|--------------------------|-----|
| 1st | 2nd | TOT | 1st | 2nd | TOT |
| 7 (1 st 1:17) | 18 (2 nd 3:29) | 25 | 38 | 20 | 58 |
| Best Scoring Run | 10 (1 st 3:22) | 11 (2 nd 17:07) | | | |
| Lead Changes | 2 | | | | |
| Times Tied | 7 | | | | |
| Time with Lead | 04:31 | 28:20 | | | |

GAME 7 • vs. RIDER (W, 75-51)



Official Basketball Box Score - Final
Rider at Ole Miss
 11/30/21 The Sandy and John Back Pavilion at Ole Miss, Oxford, Miss.
 2021-22 Ole Miss Men's Basketball
 Game Time: 6:30 PM
 Game Duration: 1:47
 Attendance: 5,537

Rider - 51

Record: 3-6

| NO. | Name | Min | FG | | 3P | | FT | | Rebounds | | Fouls | | TP | AS | TO | ST | Blocks | | +/- | |
|-----|-----------------------|-----|-------|------|-----|-----|----|----|----------|----|-------|----|----|----|----|----|--------|----|-----|-----|
| | | | M/A | A/A | M/A | A/A | OR | DR | OR | DR | PF | FD | | | | | BS | BA | | |
| 5 | Mervin James | F | 27:50 | 4-18 | 0-1 | 3-3 | 2 | 7 | 9 | 2 | 2 | 11 | 1 | 2 | 1 | 0 | 0 | 5 | -20 | -20 |
| 10 | Ajiri Ogemuno-Johnson | F | 24:37 | 4-9 | 0-0 | 2-2 | 2 | 3 | 5 | 4 | 3 | 10 | 1 | 2 | 0 | 0 | 0 | 0 | -24 | -24 |
| 14 | Diegomo Vaughn | F | 28:12 | 4-12 | 0-2 | 1-2 | 3 | 5 | 8 | 1 | 1 | 9 | 0 | 1 | 2 | 0 | 0 | 0 | -16 | -16 |
| 2 | Allen Powell | G | 33:50 | 2-8 | 1-4 | 2-2 | 0 | 1 | 1 | 1 | 1 | 7 | 5 | 3 | 0 | 0 | 0 | 0 | -28 | -28 |

GAME 9 • vs. WESTERN KENTUCKY (L, 71-48)



Official Basketball Box Score - Final
Western Ky. at Ole Miss
 12/11/21 The Sandy and John Black Pavilion at Ole Miss, Oxford, Miss.
 2021-22 Men's Basketball
 Game Time: 8:30 PM
 Game Duration: 1:42
 Attendance: 6,157
 Officials: Anthony Jordan, Terry Wymer, Pat Evans

| NO. Name | Min | FG | | 3P | | FT | | Rebounds | | Fouls | | TP | AS | TO | ST | Blocks | | +/- |
|---------------------|---------|-------|------|-----|------|----|----|----------|----|-------|----|----|----|----|----|--------|----|-----|
| | | M/A | A/A | M/A | A/A | OR | DR | OR | DR | PF | FF | | | | | BS | BA | |
| 3 Jarius Hamilton | F 29:29 | 4/15 | 1/4 | 3/9 | 9/12 | 1 | 2 | 13 | 4 | 1 | 0 | 1 | 1 | 1 | 1 | 1 | 1 | 19 |
| 33 Jamarrion Sharp | C 29:46 | 8/10 | 0/0 | 0/0 | 9/9 | 1 | 1 | 16 | 0 | 0 | 1 | 6 | 0 | 1 | 6 | 0 | 17 | |
| 14 Luke Frampton | G 36:31 | 5/6 | 2/3 | 0/0 | 1/3 | 4 | 2 | 12 | 3 | 0 | 2 | 0 | 2 | 0 | 0 | 0 | 23 | |
| 20 Dayvion McKnight | G 33:52 | 4/8 | 0/2 | 0/1 | 0/8 | 2 | 2 | 8 | 11 | 4 | 4 | 0 | 0 | 0 | 0 | 0 | 22 | |
| 55 Camron Justice | G 31:45 | 3/10 | 1/5 | 0/0 | 0/3 | 0 | 1 | 7 | 2 | 3 | 0 | 0 | 0 | 0 | 0 | 0 | 22 | |
| 4 Josh Anderson | 19:29 | 5/5 | 3/3 | 0/0 | 2/2 | 2 | 2 | 1 | 13 | 2 | 1 | 0 | 1 | 0 | 1 | 0 | 10 | |
| 1 Jaylen Butz | 08:51 | 1/3 | 0/0 | 0/0 | 1/0 | 1 | 0 | 1 | 2 | 0 | 1 | 0 | 0 | 0 | 0 | 0 | 8 | |
| 13 Sherman Brashear | 06:08 | 0/2 | 0/0 | 0/0 | 0/0 | 0 | 0 | 0 | 0 | 0 | 0 | 0 | 0 | 0 | 0 | 0 | 0 | |
| 5 Noah Stansbury | 01:23 | 0/0 | 0/0 | 0/0 | 0/0 | 0 | 0 | 0 | 0 | 0 | 0 | 0 | 0 | 0 | 0 | 0 | -2 | |
| 32 Bailey Conrad | 01:23 | 0/0 | 0/0 | 0/0 | 0/0 | 0 | 0 | 0 | 0 | 0 | 0 | 0 | 0 | 0 | 0 | 0 | -2 | |
| 50 Isiah Cozart | 01:23 | 0/0 | 0/0 | 0/0 | 0/0 | 0 | 0 | 0 | 0 | 0 | 0 | 0 | 0 | 0 | 0 | 0 | -2 | |
| Team | | | | | | | | | | | | | | | | | | |
| Totals | | 30:59 | 7:19 | 4:5 | 7 | 35 | 42 | 9 | 9 | 71 | 22 | 12 | 7 | 8 | 1 | 8 | 23 | |

Record: 6-4

Shooting By Period

1st FG%: 14.30 46.7%
 3PT%: 4.11 36.4%
 FT%: 2.3 66.7%

2nd FG%: 16.29 55.2%
 3PT%: 3.8 37.5%
 FT%: 2.2 100%

GM FG%: 30.59 50.8%
 3PT%: 7.19 36.8%
 FT%: 4.5 80.0%

Dead Ball Rebounds: 2

Ole Miss - 48

Record: 6-3

| NO. Name | Min | FG | | 3P | | FT | | Rebounds | | Fouls | | TP | AS | TO | ST | Blocks | | +/- |
|---------------------|---------|-------|------|-----|-----|----|----|----------|----|-------|----|----|----|----|----|--------|-----|-----|
| | | M/A | A/A | M/A | A/A | OR | DR | OR | DR | PF | FF | | | | | BS | BA | |
| 4 Jaemyn Brakelield | F 19:11 | 0/5 | 0/2 | 0/0 | 0/3 | 3 | 0 | 0 | 0 | 2 | 1 | 1 | 1 | 1 | 1 | 1 | -21 | |
| 3 Nysier Brooks | C 25:40 | 4/7 | 0/0 | 2/2 | 1/5 | 6 | 0 | 2 | 10 | 1 | 1 | 2 | 0 | 2 | 2 | 0 | -19 | |
| 1 Austin Crowley | G 12:30 | 0/3 | 0/1 | 0/0 | 0/2 | 2 | 0 | 0 | 1 | 2 | 0 | 0 | 0 | 0 | 0 | 0 | -11 | |
| 15 Luis Rodriguez | G 27:51 | 2/7 | 2/5 | 0/0 | 1/2 | 4 | 1 | 6 | 3 | 1 | 0 | 0 | 0 | 0 | 0 | 0 | -11 | |
| 24 Jarkel Joiner | G 35:12 | 4/13 | 3/7 | 2/2 | 1/3 | 4 | 2 | 1 | 13 | 1 | 1 | 0 | 1 | 0 | 2 | 0 | -19 | |
| 11 Matthew Murrell | 25:12 | 1/6 | 1/4 | 3/5 | 1/2 | 1 | 3 | 6 | 2 | 2 | 0 | 0 | 0 | 0 | 0 | 0 | -6 | |
| 14 Tye Fagan | 24:42 | 4/10 | 1/5 | 0/1 | 3/2 | 5 | 1 | 9 | 2 | 0 | 0 | 0 | 1 | 1 | 1 | 1 | -13 | |
| 23 Sammy Hunter | 20:54 | 1/7 | 0/1 | 0/0 | 2/3 | 5 | 1 | 0 | 2 | 0 | 0 | 0 | 0 | 0 | 0 | 0 | -10 | |
| 5 James White | 06:02 | 0/3 | 0/2 | 0/0 | 0/0 | 0 | 0 | 0 | 0 | 0 | 0 | 0 | 0 | 0 | 0 | 0 | -9 | |
| 10 Grant Slatten | 01:23 | 0/0 | 0/0 | 0/0 | 0/0 | 0 | 0 | 0 | 0 | 0 | 0 | 0 | 0 | 0 | 0 | 0 | 2 | |
| 33 John McBride | 01:23 | 1/1 | 0/0 | 0/0 | 1/0 | 1 | 0 | 2 | 0 | 2 | 0 | 0 | 0 | 0 | 0 | 0 | 2 | |
| Team | | | | | | | | | | | | | | | | | | |
| Totals | | 17:62 | 7:27 | 7:9 | 10 | 20 | 30 | 9 | 9 | 48 | 11 | 10 | 5 | 1 | 8 | 23 | | |

Record: 7-3

Shooting By Period

1st FG%: 7.29 24.1%
 3PT%: 1.10 10.0%
 FT%: 4.4 100%

2nd FG%: 10.33 30.3%
 3PT%: 6.17 35.3%
 FT%: 3.5 60%

GM FG%: 17.62 27.4%
 3PT%: 7.27 25.9%
 FT%: 7.9 77.8%

Dead Ball Rebounds: 1

Technical Fouls: NONE

| Biggest lead | WKU | | Rebels | Points from Turnovers | Paint | Period by Period Scoring | | |
|------------------|---------------|--------------|---------------|-----------------------|-------|--------------------------|-----|-----|
| | 1st | 2nd | | | | 1st | 2nd | TOT |
| 25 (2nd 1:42) | 0 | 0 | 5 (1st 20:00) | 38 | 12 | 34 | 37 | 71 |
| Best Scoring Run | 11 (1st 6:16) | 5 (1st 0:51) | | 2 | 7 | 5 | 7 | 48 |
| Lead Changes | 0 | 2 | | 19 | 29 | 48 | | |
| Times Tied | 0 | 2 | | | | | | |
| Time with Lead | 37:07 | 00:00 | | 15 | 19 | | | |

GAME 10 • vs. MIDDLE TENNESSEE (W, 62-52)



Official Basketball Box Score - Final
Middle Tenn. at Ole Miss
 12/15/21 The Sandy and John Black Pavilion at Ole Miss, Oxford, Miss.
 2021-22 Ole Miss Men's Basketball
 Game Time: 6:30 PM
 Game Duration: 1:56
 Attendance: 5,902
 Officials: Pat Adams, Don Daly, Ted Valentini

| NO. Name | Min | FG | | 3P | | FT | | Rebounds | | Fouls | | TP | AS | TO | ST | Blocks | | +/- |
|----------------------|---------|-------|------|-----|-----|----|----|----------|----|-------|----|----|----|----|----|--------|-----|-----|
| | | M/A | A/A | M/A | A/A | OR | DR | OR | DR | PF | FF | | | | | BS | BA | |
| 2 DaAndre Dishman | F 20:35 | 3/5 | 0/0 | 0/0 | 2/4 | 6 | 3 | 0 | 6 | 2 | 3 | 0 | 0 | 0 | 1 | 1 | -14 | |
| 3 Donovan Sims | C 29:53 | 2/10 | 1/5 | 0/0 | 1/5 | 6 | 1 | 2 | 5 | 2 | 2 | 1 | 0 | 1 | 0 | 1 | -15 | |
| 4 Justin Buford | G 26:20 | 2/5 | 0/1 | 0/0 | 2/3 | 4 | 0 | 4 | 0 | 4 | 0 | 0 | 0 | 0 | 4 | 0 | -5 | |
| 5 Eli Lawrence | C 23:00 | 0/9 | 0/7 | 1/2 | 0/2 | 2 | 2 | 2 | 2 | 1 | 3 | 0 | 0 | 0 | 0 | 0 | -4 | |
| 11 Josh Jefferson | G 27:16 | 3/10 | 0/6 | 2/2 | 0/4 | 4 | 2 | 2 | 8 | 3 | 2 | 1 | 0 | 0 | 0 | 0 | -4 | |
| 15 Christian Fussell | 16:40 | 3/6 | 0/2 | 1/1 | 1/4 | 5 | 2 | 1 | 7 | 1 | 1 | 1 | 0 | 1 | 0 | 1 | 10 | |
| 12 Teafale Lenard | 24:28 | 5/7 | 2/3 | 0/0 | 0/3 | 1 | 0 | 10 | 12 | 1 | 3 | 1 | 1 | 0 | 0 | 0 | -10 | |
| 1 Tyler Millin | 13:40 | 0/2 | 0/0 | 0/0 | 0/3 | 3 | 0 | 0 | 0 | 0 | 0 | 0 | 0 | 0 | 0 | 0 | -10 | |
| 24 Camryn Weston | 18:08 | 4/9 | 0/3 | 1/1 | 0/8 | 8 | 3 | 2 | 9 | 2 | 2 | 1 | 0 | 0 | 0 | 0 | 4 | |
| Team | | | | | | | | | | | | | | | | | | |
| Totals | | 22:63 | 3:27 | 5:6 | 11 | 35 | 46 | 18 | 9 | 52 | 12 | 17 | 4 | 7 | 4 | 10 | | |

Record: 8-3

Shooting By Period

1st FG%: 9.29 31.0%
 3PT%: 2.13 15.4%
 FT%: 4.4 100%

2nd FG%: 13.34 38.2%
 3PT%: 1.14 7.1%
 FT%: 1.2 50%

GM FG%: 22.63 34.9%
 3PT%: 3.27 11.1%
 FT%: 5.6 83.3%

Dead Ball Rebounds: 0

Ole Miss - 62

Record: 7-3

| NO. Name | Min | FG | | 3P | | FT | | Rebounds | | Fouls | | TP | AS | TO | ST | Blocks | | +/- |
|---------------------|---------|-------|------|-------|-----|----|----|----------|----|-------|----|----|----|----|----|--------|----|-----|
| | | M/A | A/A | M/A | A/A | OR | DR | OR | DR | PF | FF | | | | | BS | BA | |
| 4 Jaemyn Brakelield | F 29:46 | 3/6 | 3/4 | 1/2 | 0/6 | 6 | 1 | 2 | 10 | 0 | 2 | 0 | 0 | 1 | 1 | 1 | -5 | |
| 3 Nysier Brooks | C 21:36 | 5/6 | 0/0 | 2/2 | 3/5 | 8 | 3 | 4 | 12 | 1 | 1 | 0 | 1 | 0 | 1 | 0 | 16 | |
| 11 Matthew Murrell | G 24:37 | 1/7 | 0/3 | 0/0 | 0/4 | 4 | 1 | 1 | 2 | 2 | 1 | 0 | 0 | 0 | 0 | 0 | -2 | |
| 15 Luis Rodriguez | G 35:04 | 2/6 | 1/4 | 3/6 | 1/7 | 8 | 0 | 4 | 8 | 2 | 2 | 3 | 0 | 1 | 0 | 2 | 23 | |
| 24 Jarkel Joiner | G 35:39 | 3/14 | 1/6 | 2/2 | 0/2 | 2 | 0 | 2 | 1 | 9 | 5 | 0 | 1 | 0 | 2 | 1 | -8 | |
| 23 Sammy Hunter | 11:55 | 1/4 | 0/1 | 0/0 | 1/0 | 1 | 0 | 1 | 0 | 2 | 1 | 0 | 1 | 0 | 1 | 0 | -8 | |
| 2 Daeshun Ruffin | 12:34 | 4/9 | 0/2 | 4/6 | 0/0 | 0 | 0 | 2 | 3 | 12 | 1 | 1 | 1 | 0 | 1 | 1 | 8 | |
| 14 Tye Fagan | 23:33 | 3/6 | 0/1 | 1/2 | 1/4 | 5 | 0 | 0 | 3 | 7 | 1 | 1 | 1 | 0 | 1 | 0 | 10 | |
| 1 Austin Crowley | 05:16 | 0/2 | 0/0 | 0/0 | 0/1 | 1 | 1 | 0 | 0 | 0 | 0 | 0 | 0 | 0 | 0 | 0 | -3 | |
| Team | | | | | | | | | | | | | | | | | | |
| Totals | | 22:60 | 5:21 | 13:20 | 8 | 31 | 39 | 9 | 18 | 62 | 13 | 8 | 7 | 4 | 7 | 10 | | |

Record: 7-3

Shooting By Period

1st FG%: 9.18 50.0%
 3PT%: 1.5 20.0%
 FT%: 5.8 62.5%

2nd FG%: 17.34 50.0%
 3PT%: 3.13 23.1%
 FT%: 7.10 70%

GM FG%: 26.52 50.0%
 3PT%: 4.18 22.2%
 FT%: 12.18 66.7%

Dead Ball Rebounds: 3

Technical Fouls: NONE

| Biggest lead | MTSU | | Rebels | Points from Turnovers | Paint | Period by Period Scoring | | |
|------------------|--------------|--------------|--------------|-----------------------|-------|--------------------------|-----|-----|
| | 1st | 2nd | | | | 1st | 2nd | TOT |
| 3 (1st 9:35) | 10 | 2 (11:37) | 5 (1st 9:35) | 38 | 26 | 24 | 28 | 52 |
| Best Scoring Run | 6 (1st 9:35) | 7 (1st 3:58) | | 10 | 6 | 27 | 35 | 62 |
| Lead Changes | 5 | 2 | | 19 | 29 | 48 | | |
| Times Tied | 4 | 2 | | | | | | |
| Time with Lead | 03:09 | 30:39 | | 15 | 19 | | | |

GAME 11 • vs. DAYTON (W, 76-68)



Official Basketball Box Score - Final
Dayton at Ole Miss
 12/18/21 The Sandy and John Black Pavilion at Ole Miss, Oxford, Miss.
 2021-22 Ole Miss Men's Basketball
 Game Time: 5:30 PM
 Game Duration: 2:01
 Attendance: 6,199
 Officials: Bart Lenox, Vladimir Voyard-Tadaj, Jerry Heater

| NO. Name | Min | FG | | 3P | | FT | | Rebounds | | Fouls | | TP | AS | TO | ST | Blocks | | +/- |
|--------------------|---------|------|-----|-----|-----|-----|-----|----------|----|-------|----|----|----|----|----|--------|-----|-----|
| | | M/A | A/A | M/A | A/A | OR | DR | OR | DR | PF | FF | | | | | BS | BA | |
| 2 Toumani Camara | F 30:30 | 6/11 | 1/3 | 2/3 | 2/7 | 9 | 3 | 5 | 15 | 2 | 8 | 0 | 1 | 0 | 1 | 0 | -7 | |
| 15 DaRon Holmes II | F 32:17 | 7/9 | 0/1 | 0/2 | 0/0 | 0/0 | 2/4 | 4 | 14 | 1 | 1 | 2 | 2 | 0 | 0 | 0 | -5 | |
| 23 R.J. Blakney | F 29:46 | 3/8 | 1/4 | 2/2 | 1/3 | 4 | 1 | 1 | 9 | 0 | 0 | 2 | 0 | 0 | 0 | 0 | -1 | |
| 11 Malachi Smith | G 36:13 | 5/10 | 1/3 | 5/7 | 0/3 | 3/5 | 6/6 | 16 | 11 | 2 | 2 | 2 | 0 | 2 | 2 | 0 | -4 | |
| 24 Kobe Elvis | G 23:55 | 1/3 | 1/0 | 1/0 | 1/1 | 4/4 | 0/0 | 3 | 2 | 2 | 1 | 0 | 0 | 0 | 0 | 0 | 5 | |
| 0 Elijah Weaver | 14:22 | 0/3 | 0/1 | 1/2 | 0/0 | 0/0 | 1/1 | 1 | 1 | 1 | 1 | 0 | 0 | 0 | 0 | 0 | -12 | |
| 4 Koby Brea | | | | | | | | | | | | | | | | | | |

GAME 13 • at #18 TENNESSEE (L, 66-60/OT)



Official Basketball Box Score - Final
Ole Miss at Tennessee
 01/05/22 Thompson-Baling Arena, Knoxville, Tenn.
 2021-22 Men's Basketball
 Game Time: 7:02 PM
 Game Duration: 2:08
 Attendance: 15,617
 Officials: Tony Greene, Terry Wymer, Will Howard

| NO. Name | Min | FG | 3P | FT | Rebounds | | Fouls | | TP | AS | TO | ST | Blocks | | +/- |
|---------------------|---------|-------|-------|-----|----------|----|-------|----|----|----|----|----|--------|----|-----|
| | | | | | OR | DR | PF | FD | | | | | BS | BA | |
| 4 Jaemyn Brakefield | F 33:47 | 3-5 | 1-1 | 1-2 | 2 | 5 | 3 | 2 | 6 | 2 | 1 | 2 | 0 | 1 | -9 |
| 3 Nysler Brooks | C 36:28 | 3-6 | 0-0 | 0-0 | 1 | 9 | 10 | 2 | 6 | 2 | 1 | 2 | 1 | 0 | -8 |
| 2 Daeshun Ruffin | G 23:31 | 1-9 | 0-2 | 1-1 | 0 | 0 | 3 | 4 | 3 | 3 | 3 | 5 | 0 | 0 | -25 |
| 11 Matthew Murrell | G 33:57 | 6-9 | 4-6 | 1-3 | 0 | 1 | 1 | 1 | 17 | 1 | 2 | 0 | 0 | 0 | -3 |
| 14 Tye Fagan | G 34:42 | 8-11 | 5-6 | 2-2 | 1 | 1 | 2 | 0 | 1 | 23 | 3 | 5 | 1 | 0 | -4 |
| 15 Luis Rodriguez | 25:27 | 0-5 | 0-4 | 0-0 | 0 | 5 | 5 | 0 | 1 | 0 | 2 | 4 | 2 | 0 | 0 |
| 1 Austin Crowley | 24:42 | 1-3 | 1-3 | 0-0 | 0 | 3 | 3 | 0 | 3 | 3 | 2 | 0 | 0 | 0 | -13 |
| 23 Sammy Hunter | 08:32 | 0-0 | 0-0 | 0-0 | 0 | 2 | 2 | 1 | 0 | 0 | 0 | 0 | 0 | 0 | 2 |
| 5 James White | 03:54 | 0-2 | 0-0 | 0-0 | 0 | 0 | 0 | 0 | 0 | 0 | 0 | 0 | 0 | 0 | -3 |
| Team | | | | | 1 | 2 | 0 | 0 | 5 | | | | | | |
| Totals | | 22-50 | 11-22 | 5-8 | 5 | 28 | 33 | 13 | 60 | 14 | 27 | 12 | 1 | 1 | 6 |

Technical Fouls: NONE

| NO. Name | Min | FG | 3P | FT | Rebounds | | Fouls | | TP | AS | TO | ST | Blocks | | +/- |
|---------------------------|---------|-------|-------|-----|----------|----|-------|----|----|----|----|----|--------|----|-----|
| | | | | | OR | DR | PF | FD | | | | | BS | BA | |
| 10 John Fulkerson | F 17:44 | 2-7 | 0-0 | 1-2 | 0 | 0 | 3 | 2 | 5 | 0 | 3 | 0 | 0 | 1 | -7 |
| 13 Olivier Nkamhoua | F 28:55 | 5-7 | 1-1 | 2-3 | 1 | 1 | 2 | 1 | 13 | 3 | 1 | 0 | 1 | 0 | 14 |
| 1 Kennedy Chandler | G 28:03 | 3-8 | 0-4 | 0-0 | 2 | 2 | 2 | 0 | 6 | 7 | 5 | 4 | 0 | 0 | 10 |
| 25 Santiago Vescovi | G 41:39 | 5-12 | 4-10 | 3-3 | 1 | 5 | 6 | 0 | 17 | 5 | 2 | 3 | 0 | 0 | 12 |
| 30 Josiah-Jordan James | G 35:21 | 4-7 | 2-5 | 0-0 | 2 | 6 | 8 | 4 | 10 | 1 | 1 | 1 | 0 | 0 | 10 |
| 5 Zakai Zeigler | 28:28 | 3-11 | 2-8 | 0-0 | 1 | 4 | 5 | 1 | 8 | 3 | 2 | 5 | 0 | 0 | -4 |
| 33 Uros Plovic | 11:29 | 2-4 | 0-0 | 0-0 | 0 | 3 | 3 | 1 | 1 | 4 | 0 | 1 | 0 | 0 | -9 |
| 24 Justin Powell | 22:04 | 1-4 | 1-4 | 0-0 | 1 | 1 | 2 | 0 | 3 | 2 | 0 | 1 | 0 | 0 | 11 |
| 2 Brandon Humley-Hatfield | 03:45 | 0-1 | 0-0 | 0-0 | 0 | 1 | 1 | 0 | 0 | 0 | 2 | 1 | 0 | 0 | -1 |
| 12 Victor Bailey Jr. | 02:18 | 0-0 | 0-0 | 0-0 | 0 | 0 | 0 | 0 | 0 | 0 | 1 | 0 | 0 | 0 | -5 |
| 15 Jahmal Mashack | 05:14 | 0-0 | 0-0 | 0-0 | 0 | 3 | 3 | 1 | 0 | 0 | 1 | 0 | 0 | 0 | 0 |
| Team | | | | | 2 | 0 | 2 | 0 | 0 | 1 | | | | | |
| Totals | | 25-64 | 10-34 | 6-8 | 11 | 23 | 34 | 13 | 66 | 21 | 19 | 17 | 1 | 1 | 6 |

Technical Fouls: NONE

| MISS | TENN | Points from Turnovers | MISS | TENN | Period by Period Scoring | | | |
|------------------|---------------------------|---------------------------|------|------|--------------------------|-----|-----|-----|
| | | | | | 1st | 2nd | OT1 | TOT |
| Biggest lead | 12 (1 st 8:22) | 6 (1 st OT:26) | 20 | 22 | 21 | 30 | 9 | 60 |
| Best Scoring Run | 8 (1 st 12:33) | 6 (1 st 6:39) | 2 | 26 | 19 | 32 | 15 | 66 |
| Lead Changes | 3 | 4 | 11 | 10 | 12 | 12 | 15 | 66 |
| Times Tied | 4 | 10 | 12 | 12 | 12 | 12 | 15 | 66 |
| Time with Lead | 33:45 | 03:28 | 3 | 15 | 19 | 32 | 15 | 66 |

GAME 14 • vs. MISSISSIPPI STATE (W, 82-72)



Official Basketball Box Score - Final
Mississippi St. at Ole Miss
 01/08/22 The Sandy and John Back Pavilion at Ole Miss, Oxford
 2021-22 Men's Basketball
 Game Time: 7:30 PM
 Game Duration: 1:55
 Attendance: 6,988
 Officials: Joe Lindsay, Mike Nance, Jason Baker

| NO. Name | Min | FG | 3P | FT | Rebounds | | Fouls | | TP | AS | TO | ST | Blocks | | +/- | |
|--------------------|---------|-------|------|------|----------|----|-------|----|----|----|----|----|--------|----|-----|-----|
| | | | | | OR | DR | PF | FD | | | | | BS | BA | | |
| 4 Cameron Matthews | F 27:35 | 4-5 | 0-0 | 1-2 | 5 | 4 | 10 | 5 | 2 | 3 | 4 | 0 | 3 | 0 | 1 | -5 |
| 10 Garrison Brooks | F 30:38 | 7-13 | 0-3 | 2-2 | 4 | 4 | 8 | 3 | 2 | 16 | 2 | 2 | 0 | 0 | 0 | -14 |
| 13 D.J. Jeffries | F 29:09 | 4-14 | 1-5 | 4-7 | 2 | 2 | 4 | 1 | 13 | 0 | 2 | 0 | 0 | 1 | -25 | |
| 1 Iverson Molinar | G 36:13 | 7-12 | 0-1 | 2-2 | 0 | 5 | 5 | 0 | 1 | 16 | 2 | 3 | 2 | 0 | 1 | -15 |
| 3 Shakeel Moore | G 24:02 | 3-7 | 1-4 | 0-0 | 0 | 1 | 1 | 0 | 7 | 1 | 4 | 0 | 0 | 0 | -9 | |
| 0 Rocket Watts | 19:45 | 2-5 | 1-2 | 0-0 | 0 | 0 | 0 | 1 | 1 | 5 | 1 | 0 | 0 | 0 | 4 | |
| 0 Javian Davis | 12:22 | 2-5 | 0-0 | 0-0 | 1 | 1 | 2 | 1 | 4 | 0 | 0 | 0 | 0 | 0 | 2 | |
| 11 Anderson Garcia | 13:57 | 1-5 | 0-1 | 0-0 | 1 | 2 | 1 | 0 | 1 | 2 | 1 | 0 | 2 | 0 | 1 | |
| 20 Derek Fountain | 06:19 | 0-2 | 0-0 | 0-0 | 0 | 1 | 1 | 2 | 0 | 0 | 0 | 1 | 0 | 0 | 2 | |
| Team | | | | | 2 | 2 | 4 | 0 | 0 | | | | | | | |
| Totals | | 30-68 | 3-16 | 9-13 | 15 | 22 | 37 | 17 | 12 | 11 | 11 | 8 | 0 | 6 | 10 | |

Technical Fouls: NONE

| NO. Name | Min | FG | 3P | FT | Rebounds | | Fouls | | TP | AS | TO | ST | Blocks | | +/- | |
|---------------------|---------|-------|-------|-------|----------|----|-------|----|----|----|----|----|--------|----|-----|----|
| | | | | | OR | DR | PF | FD | | | | | BS | BA | | |
| 4 Jaemyn Brakefield | F 32:51 | 6-9 | 2-5 | 1-2 | 0 | 4 | 4 | 2 | 9 | 15 | 0 | 2 | 0 | 1 | 0 | 13 |
| 3 Nysler Brooks | C 34:34 | 7-14 | 0-0 | 1-2 | 8 | 8 | 16 | 3 | 4 | 15 | 0 | 3 | 1 | 5 | 0 | 14 |
| 2 Daeshun Ruffin | G 30:47 | 5-13 | 3-8 | 4-6 | 0 | 0 | 0 | 3 | 5 | 17 | 8 | 4 | 4 | 0 | 0 | 13 |
| 11 Matthew Murrell | G 37:30 | 10-11 | 5-5 | 6-6 | 0 | 4 | 4 | 0 | 3 | 2 | 0 | 2 | 0 | 0 | 12 | |
| 14 Tye Fagan | G 29:11 | 1-5 | 1-2 | 0-0 | 0 | 6 | 6 | 2 | 0 | 3 | 5 | 1 | 0 | 0 | 0 | 15 |
| 15 Luis Rodriguez | 19:36 | 0-3 | 0-2 | 1-2 | 1 | 4 | 5 | 2 | 1 | 1 | 1 | 1 | 0 | 0 | 0 | -8 |
| 23 Sammy Hunter | 06:18 | 0-1 | 0-0 | 0-0 | 0 | 0 | 0 | 0 | 0 | 0 | 0 | 0 | 0 | 0 | 0 | |
| 24 Jarkel Joiner | 05:37 | 0-0 | 0-0 | 0-0 | 0 | 0 | 0 | 0 | 0 | 0 | 0 | 0 | 0 | 0 | -3 | |
| 1 Austin Crowley | 03:35 | 0-1 | 0-1 | 0-0 | 0 | 0 | 0 | 0 | 0 | 0 | 0 | 0 | 0 | 0 | 0 | |
| Team | | | | | 0 | 1 | 1 | 0 | 0 | 0 | 0 | 0 | 0 | 0 | 0 | |
| Totals | | 29-57 | 11-23 | 13-18 | 9 | 27 | 36 | 12 | 17 | 82 | 17 | 12 | 7 | 6 | 0 | |

Technical Fouls: NONE

| MSU | OLE | Points from Turnovers | MSU | OLE | Period by Period Scoring | | |
|------------------|---------------------------|----------------------------|-----|-----|--------------------------|-----|-----|
| | | | | | 1st | 2nd | TOT |
| Biggest lead | 3 (1 st 19:32) | 20 (2 nd 17:12) | 19 | 15 | 36 | 36 | 72 |
| Best Scoring Run | 8 (1 st 11:30) | 8 (1 st 17:13) | 46 | 30 | 50 | 32 | 82 |
| Lead Changes | 1 | 7 | 11 | 12 | 12 | 12 | 15 |
| Times Tied | 1 | 7 | 10 | 12 | 12 | 12 | 15 |
| Time with Lead | 01:52 | 37:12 | 11 | 11 | 50 | 32 | 82 |

GAME 15 • at TEXAS A&M (L, 67-51)



Official Basketball Box Score - Final
Ole Miss at Texas A&M
 01/11/22 Reed Arena, Bryan-College Station
 2021-22 Men's Basketball
 Game Time: 7:30 PM
 Game Duration: 1:49
 Attendance: 6,053
 Officials: Anthony Jordan, Byron Jammet, Rob Rourke

| NO. Name | Min | FG | 3P | FT | Rebounds | | Fouls | | TP | AS | TO | ST | Blocks | | +/- |
|---------------------|---------|-------|------|-------|----------|----|-------|----|----|----|----|----|--------|----|-----|
| | | | | | OR | DR | PF | FD | | | | | BS | BA | |
| 4 Jaemyn Brakefield | F 35:56 | 2-6 | 1-5 | 4-4 | 0 | 4 | 4 | 2 | 9 | 0 | 1 | 1 | 0 | 0 | -6 |
| 3 Nysler Brooks | C 35:51 | 4-7 | 0-1 | 1-2 | 1 | 4 | 5 | 1 | 5 | 9 | 1 | 2 | 2 | 0 | -16 |
| 2 Daeshun Ruffin | G 29:49 | 3-10 | 1-4 | 3-3 | 0 | 1 | 1 | 0 | 10 | 4 | 2 | 2 | 0 | 0 | -8 |
| 11 Matthew Murrell | G 26:57 | 4-8 | 2-4 | 1-2 | 1 | 2 | 3 | 1 | 11 | 1 | 2 | 2 | 0 | 0 | -8 |
| 14 Tye Fagan | G 21:26 | 1-7 | 0-4 | 1-2 | 0 | 3 | 3 | 0 | 1 | 3 | 0 | 1 | 0 | 0 | -18 |
| 15 Luis Rodriguez | 28:31 | 3-10 | 1-2 | 0-0 | 5 | 2 | 7 | 3 | 1 | 7 | 3 | 2 | 3 | 0 | -3 |
| 23 Sammy Hunter | 05:54 | 0-2 | 0-1 | 0-0 | 1 | 1 | 2 | 1 | 0 | 0 | 1 | 0 | 0 | 0 | -6 |
| 1 Austin Crowley | 12:03 | 1-2 | 0-1 | 0-0 | 0 | 1 | 1 | 0 | 0 | 2 | 0 | 2 | 0 | 0 | -12 |
| 5 James White | 05:33 | 0-0 | 0-0 | 0-0 | 0 | 0 | 0 | 0 | 0 | 0 | 0 | 0 | 0 | 0 | -1 |
| Team | | | | | 1 | 1 | 2 | 0 | 0 | 0 | 1 | | | | |
| Totals | | 18-52 | 5-22 | 10-13 | 9 | 19 | 28 | 10 | 14 | 51 | 9 | 13 | 10 | 2 | 1 |

Technical Fouls: NONE

| NO. Name | Min | FG | 3P | FT | Rebounds | | Fouls | | TP | AS | TO | ST | Blocks | | +/- |
|----------------------|---------|------|-----|-----|----------|----|-------|----|----|----|----|----|--------|----|-----|
| | | | | | OR | DR | PF | FD | | | | | BS | BA | |
| 10 Ethan Henderson | F 13:04 | 2-2 | 0-0 | 0-0 | 0 | 1 | 1 | 1 | 0 | 4 | 0 | 0 | 0 | 0 | 0 |
| 15 Henry Coleman III | F 32:17 | 9-10 | 0-0 | 0-0 | 2 | 4 | 6 | 1 | 0 | 18 | 0 | 2 | 0 | 0 | 18 |
| 1 Marcus Williams | G 24:15 | 2-4 | 1-3 | 0-0 | 0 | 1 | 1 | 3 | 0 | 5 | 8 | 5 | 1 | 0 | 4 |
| 20 Andre Gordon | G 24:15 | 2-7 | 0-3 | 2-2 | 0 | 1 | 1 | 1 | 2 | 6 | 2 | 0 | 3 | 0 | 1 |
| 23 Tyrece Radford | G 26:48 | 5-8 | 2-4 | 0-2 | 1 | 5 | 6 | 1 | 12 | 1 | 0 | 1 | 0 | 1 | 16 |
| 0 Aaron Cash | 18:12 | 0-2 | 0-0 | 0-0 | 1 | 1 | 2 | 1 | 0 | 0 | 0 | 1 | 0 | 0 | 15 |
| 3 Quentin Jackson | 23:25 | 3-5 | 1-2 | 2-2 | 3 | 3 | 2 | 3 | 9 | 2 | 1 | 2 | 0 | 0 | 8 |
| 4 Wade Taylor IV | 11:06 | 4-7 | 1-3 | 0-0 | 0 | 4 | 4 | 2 | 1 | 9 | 2 | 0 | 0 | 0 | 5 |
| 35 Manny Obaseki | 11:4 | | | | | | | | | | | | | | |

GAME 17 • vs. MISSOURI (L, 78-53)



Official Basketball Box Score - Final
Missouri at Ole Miss
 01/18/22 The Sandy and John Black Pavilion at Ole Miss, Oxford, Miss.
 2021-22 Ole Miss Men's Basketball
 Game Time: 6:00 PM
 Game Duration: 1:57
 Attendance: 6,514
 Officials: Terry Oglesby, Orlans Poole, Ted Valentine

| Missouri - 78 | | | | | | | | | | | | | | | | | |
|-------------------|-------------------|-----|-------|-------|-------|-----------|-------|----|----|----|----|--------|-----|---|---|----|----|
| Record: 8-9 (2-3) | | | | | | | | | | | | | | | | | |
| NO. | Name | Min | FG | 3P | FT | Rebounds | Fouls | TP | AS | TO | ST | Blocks | +/- | | | | |
| | | | M/A | M/A | M/A | OR DR TOT | PF | | | | | BS BA | | | | | |
| 23 | Trevon Brazile | F | 16:12 | 3-4 | 0-1 | 0-0 | 1 | 2 | 0 | 7 | 0 | 4 | 0 | 2 | 1 | 5 | |
| 24 | Kobe Brown | F | 32:05 | 5-11 | 0-1 | 5-6 | 1 | 6 | 7 | 4 | 4 | 15 | 2 | 1 | 2 | 16 | |
| 4 | Javon Pickett | G | 35:16 | 5-10 | 0-0 | 1-3 | 0 | 0 | 0 | 0 | 2 | 11 | 3 | 2 | 1 | 0 | |
| 5 | Jarron Coleman | G | 32:59 | 3-9 | 1-3 | 1-2 | 2 | 11 | 13 | 1 | 3 | 8 | 7 | 2 | 0 | 0 | |
| 12 | DaJuan Gordon | G | 12:37 | 1-1 | 0-0 | 2 | 2 | 4 | 1 | 0 | 3 | 0 | 2 | 0 | 0 | 0 | |
| 1 | Amari Davis | G | 30:36 | 10-10 | 0-0 | 3-3 | 1 | 1 | 2 | 2 | 2 | 23 | 0 | 1 | 0 | 0 | |
| 13 | Kaleb Brown | G | 08:32 | 0-0 | 0-0 | 0 | 4 | 4 | 0 | 1 | 0 | 4 | 0 | 0 | 0 | 0 | |
| 21 | Ronnie DeGray III | G | 25:13 | 5-6 | 1-1 | 0-0 | 2 | 4 | 6 | 3 | 0 | 11 | 2 | 1 | 1 | 0 | |
| 11 | Yaya Keita | G | 05:00 | 0-0 | 0-0 | 0 | 0 | 0 | 0 | 0 | 0 | 0 | 0 | 0 | 0 | 0 | |
| 9 | Anton Brookshire | G | 01:30 | 0-0 | 0-0 | 0 | 0 | 0 | 0 | 0 | 0 | 0 | 0 | 0 | 0 | 0 | |
| Team | | | | | | | | | | | | | | | | | |
| Totals | | | 32:51 | 4-7 | 10-14 | 9 | 31 | 40 | 13 | 13 | 78 | 18 | 14 | 3 | 5 | 4 | 25 |

| Ole Miss - 53 | | | | | | | | | | | | | | | | | |
|-------------------|----------------------|-----|-------|------|------|-----------|-------|----|----|----|----|--------|-----|---|---|-----|-----|
| Record: 9-9 (1-4) | | | | | | | | | | | | | | | | | |
| NO. | Name | Min | FG | 3P | FT | Rebounds | Fouls | TP | AS | TO | ST | Blocks | +/- | | | | |
| | | | M/A | M/A | M/A | OR DR TOT | PF | | | | | BS BA | | | | | |
| 4 | Jaemyn Brakelield | F | 26:11 | 1-5 | 1-4 | 0-0 | 0 | 1 | 1 | 2 | 3 | 1 | 2 | 0 | 0 | -19 | |
| 3 | Nyzier Brooks | C | 25:59 | 3-7 | 0-0 | 2-2 | 7 | 3 | 10 | 1 | 3 | 8 | 2 | 4 | 0 | 1 | -11 |
| 2 | Daeshun Ruffin | G | 26:36 | 5-12 | 1-5 | 1-4 | 0 | 2 | 2 | 4 | 3 | 12 | 2 | 1 | 4 | 0 | -11 |
| 11 | Matthew Murrell | G | 31:25 | 2-10 | 1-5 | 1-2 | 0 | 4 | 0 | 2 | 1 | 6 | 3 | 3 | 1 | 0 | -23 |
| 15 | Luis Rodriguez | G | 29:37 | 2-11 | 2-5 | 0-0 | 2 | 4 | 6 | 0 | 1 | 6 | 0 | 1 | 2 | 3 | -23 |
| 14 | Tye Fagan | G | 19:04 | 4-6 | 1-2 | 0-0 | 2 | 1 | 3 | 0 | 0 | 9 | 0 | 0 | 0 | 0 | -16 |
| 23 | Sammy Hunter | G | 16:25 | 1-5 | 0-1 | 4-4 | 2 | 0 | 2 | 1 | 2 | 3 | 1 | 0 | 1 | 1 | -16 |
| 5 | James White | G | 10:20 | 1-3 | 0-0 | 0-0 | 1 | 1 | 2 | 0 | 2 | 0 | 0 | 0 | 0 | 0 | -4 |
| 0 | Eric Van Der Heijden | G | 06:46 | 0-0 | 0-0 | 0-0 | 0 | 0 | 0 | 1 | 0 | 1 | 0 | 0 | 0 | 0 | -1 |
| 10 | Grant Slatten | G | 07:37 | 2-2 | 0-0 | 0-1 | 0 | 0 | 0 | 1 | 1 | 4 | 1 | 2 | 1 | 0 | -1 |
| Team | | | | | | | | | | | | | | | | | |
| Totals | | | 21:61 | 6-22 | 5-13 | 14 | 12 | 26 | 13 | 13 | 53 | 11 | 13 | 9 | 4 | 5 | -25 |

| MIZZ | | OM | |
|------------------|---------------------------|-------|---------------------------|
| Biggest lead | 27 (2 nd 0:23) | 3 | 1 (1 st 18:49) |
| Best Scoring Run | 15 (2 nd 3:20) | 9 | 2 (2 nd 7:46) |
| Lead Changes | 3 | 3 | 3 |
| Times Tied | 5 | 5 | 5 |
| Time with Lead | 34:31 | 00:44 | 00:44 |

GAME 18 • at MISSISSIPPI STATE (L, 78-60)



Official Basketball Box Score - Final
Ole Miss at Mississippi St.
 01/22/22 Humphrey Coliseum, Starkville
 2021-22 Ole Miss Men's Basketball
 Game Time: 3:05 PM
 Game Duration: 2:50
 Attendance: 9,739
 Officials: Tony Greene, Ben Latson, Steven Anderson

| Ole Miss - 60 | | | | | | | | | | | | | | | | | |
|-------------------|-------------------|-----|-------|------|-----|-----------|-------|----|----|----|----|--------|-----|---|---|-----|-----|
| Record: 9-9 (1-5) | | | | | | | | | | | | | | | | | |
| NO. | Name | Min | FG | 3P | FT | Rebounds | Fouls | TP | AS | TO | ST | Blocks | +/- | | | | |
| | | | M/A | M/A | M/A | OR DR TOT | PF | | | | | BS BA | | | | | |
| 4 | Jaemyn Brakelield | F | 33:59 | 5-7 | 1-3 | 2-3 | 1 | 1 | 2 | 0 | 4 | 13 | 2 | 0 | 0 | -11 | |
| 3 | Nyzier Brooks | C | 34:01 | 5-6 | 0-0 | 2-2 | 3 | 3 | 1 | 3 | 12 | 2 | 3 | 2 | 2 | 0 | |
| 2 | Daeshun Ruffin | G | 32:43 | 4-8 | 1-2 | 0-0 | 1 | 2 | 2 | 4 | 9 | 6 | 5 | 2 | 0 | -12 | |
| 11 | Matthew Murrell | G | 36:27 | 5-11 | 2-5 | 2-3 | 0 | 5 | 5 | 4 | 2 | 14 | 2 | 2 | 0 | -6 | |
| 14 | Tye Fagan | G | 14:22 | 0-5 | 0-2 | 0-0 | 0 | 0 | 0 | 0 | 0 | 0 | 3 | 0 | 0 | -23 | |
| 15 | Luis Rodriguez | G | 23:17 | 2-7 | 2-5 | 0-0 | 0 | 3 | 3 | 1 | 0 | 6 | 2 | 0 | 1 | 0 | |
| 1 | Austin Crowley | G | 17:34 | 1-3 | 1-2 | 0-0 | 2 | 2 | 2 | 2 | 0 | 3 | 0 | 2 | 0 | 0 | |
| 23 | Sammy Hunter | G | 07:37 | 1-1 | 1-1 | 0-0 | 1 | 1 | 2 | 2 | 0 | 3 | 0 | 1 | 0 | 0 | |
| Team | | | | | | | | | | | | | | | | | |
| Totals | | | 23:47 | 8-20 | 6-8 | 3 | 18 | 21 | 13 | 13 | 60 | 14 | 16 | 5 | 3 | 3 | -18 |

| Mississippi St. - 78 | | | | | | | | | | | | | | | | | |
|----------------------|------------------|-----|-------|------|-------|-----------|-------|----|----|----|----|--------|-----|----|---|---|----|
| Record: 13-5 (4-2) | | | | | | | | | | | | | | | | | |
| NO. | Name | Min | FG | 3P | FT | Rebounds | Fouls | TP | AS | TO | ST | Blocks | +/- | | | | |
| | | | M/A | M/A | M/A | OR DR TOT | PF | | | | | BS BA | | | | | |
| 10 | Garrison Brooks | F | 32:19 | 6-11 | 0-1 | 0-1 | 5-6 | 3 | 1 | 4 | 1 | 4 | 17 | 0 | 2 | 2 | 0 |
| 13 | D.J. Jeffries | F | 31:36 | 4-5 | 1-2 | 2-2 | 1 | 3 | 4 | 1 | 3 | 12 | 2 | 2 | 3 | 1 | 0 |
| 35 | Tolu Smith | F | 26:52 | 4-8 | 0-0 | 3-4 | 0 | 4 | 4 | 4 | 3 | 11 | 4 | 1 | 1 | 1 | 25 |
| 1 | Iverson Molinar | G | 33:09 | 7-11 | 2-5 | 4-5 | 0 | 3 | 3 | 3 | 2 | 20 | 2 | 1 | 4 | 1 | 0 |
| 3 | Shakeel Moore | G | 31:38 | 4-8 | 2-6 | 0-0 | 0 | 3 | 3 | 1 | 1 | 6 | 2 | 0 | 2 | 0 | 24 |
| 2 | Javian Davis | G | 13:08 | 3-5 | 0-0 | 0-0 | 2 | 1 | 3 | 1 | 1 | 6 | 2 | 0 | 0 | 0 | -7 |
| 4 | Cameron Matthews | G | 15:22 | 1-2 | 1-2 | 0-0 | 0 | 6 | 6 | 1 | 0 | 3 | 0 | 1 | 0 | 0 | -6 |
| 5 | Cam Carter | G | 06:12 | 0-2 | 0-1 | 0-0 | 0 | 0 | 0 | 0 | 0 | 0 | 1 | 0 | 1 | 0 | 0 |
| 11 | Andersson Garcia | G | 09:41 | 0-1 | 0-1 | 0-0 | 0 | 0 | 0 | 0 | 0 | 0 | 1 | 1 | 0 | 0 | -8 |
| Team | | | | | | | | | | | | | | | | | |
| Totals | | | 29:53 | 6-18 | 14-17 | 8 | 21 | 29 | 13 | 13 | 78 | 17 | 11 | 13 | 3 | 3 | 18 |

| OLE | | MSU | |
|------------------|---------------------------|-------|--------------------------|
| Biggest lead | 5 (1 st 4:56) | 20 | 2 (2 nd 1:44) |
| Best Scoring Run | 10 (1 st 4:56) | 15 | 2 (2 nd 7:06) |
| Lead Changes | 8 | 8 | 8 |
| Times Tied | 6 | 6 | 6 |
| Time with Lead | 05:44 | 30:48 | 30:48 |

GAME 19 • vs. FLORIDA (W, 70-54)



Official Basketball Box Score - Final
Florida at Ole Miss
 01/24/22 The Sandy and John Black Pavilion at Ole Miss, Oxford, Miss.
 2021-22 Ole Miss Men's Basketball
 Game Time: 6:00 PM
 Game Duration: 1:58
 Attendance: 6,273
 Officials: Terry Oglesby, Jason Baker, Brian Dorsey

| Florida - 54 | | | | | | | | | | | | | | | | | |
|--------------------|-------------------------|-----|-------|------|-------|-----------|-------|----|----|----|----|--------|-----|---|---|---|-----|
| Record: 12-7 (3-4) | | | | | | | | | | | | | | | | | |
| NO. | Name | Min | FG | 3P | FT | Rebounds | Fouls | TP | AS | TO | ST | Blocks | +/- | | | | |
| | | | M/A | M/A | M/A | OR DR TOT | PF | | | | | BS BA | | | | | |
| 4 | Anthony Duruji | F | 24:35 | 4-6 | 0-3 | 3-3 | 1 | 3 | 4 | 2 | 3 | 11 | 2 | 3 | 0 | 0 | |
| 33 | Jason Jitoboh | C | 27:21 | 6-6 | 0-0 | 0 | 5 | 5 | 4 | 1 | 12 | 0 | 1 | 1 | 1 | 0 | |
| 14 | Kwaciele Reeves | G | 18:12 | 0-4 | 0-4 | 5-5 | 1 | 0 | 1 | 2 | 3 | 5 | 0 | 1 | 0 | 0 | |
| 23 | Brandon McKissic | G | 29:00 | 3-6 | 0-2 | 1-2 | 1 | 3 | 4 | 2 | 2 | 7 | 3 | 1 | 0 | 0 | |
| 24 | Philandrous Fleming Jr. | G | 32:11 | 2-9 | 1-5 | 0-0 | 2 | 2 | 4 | 0 | 2 | 5 | 2 | 3 | 1 | 0 | |
| 32 | Tuonghach Gatkek | G | 11:00 | 1-2 | 0-0 | 1-2 | 1 | 0 | 1 | 4 | 2 | 3 | 0 | 0 | 0 | 0 | |
| 0 | Myerson Jones | G | 20:13 | 0-2 | 0-2 | 0-0 | 0 | 2 | 2 | 0 | 2 | 0 | 3 | 0 | 1 | 0 | |
| 22 | Tyree Appleby | G | 24:49 | 3-8 | 3-8 | 2-2 | 0 | 4 | 4 | 2 | 3 | 11 | 4 | 0 | 0 | 0 | |
| 10 | Elijah Kennedy | G | 12:39 | 0-5 | 0-5 | 0-0 | 0 | 1 | 1 | 2 | 0 | 0 | 0 | 1 | 0 | 0 | |
| Team | | | | | | | | | | | | | | | | | |
| Totals | | | 19:50 | 4-29 | 12-14 | 8 | 20 | 28 | 18 | 18 | 54 | 14 | 14 | 4 | 3 | 1 | -16 |

| Ole Miss - 70 | | | | | | | | | | | | | | | | | |
|--------------------|-------------------|-----|-------|------|-------|-----------|-------|----|----|----|----|--------|-----|---|---|---|----|
| Record: 10-9 (2-5) | | | | | | | | | | | | | | | | | |
| NO. | Name | Min | FG | 3P | FT | Rebounds | Fouls | TP | AS | TO | ST | Blocks | +/- | | | | |
| | | | M/A | M/A | M/A | OR DR TOT | PF | | | | | BS BA | | | | | |
| 4 | Jaemyn Brakelield | F | 26:37 | 1-1 | 0-0 | 0 | 0 | 5 | 5 | 3 | 1 | 2 | 1 | 2 | 0 | 0 | |
| 3 | Nyzier Brooks | C | 32:04 | 5-6 | 0-0 | 1-2 | 3 | 4 | 7 | 2 | 5 | 11 | 1 | 1 | 2 | 1 | |
| 2 | Daeshun Ruffin | G | 33:19 | 6-13 | 0-1 | 9-10 | 1 | 1 | 2 | 4 | 7 | 21 | 6 | 2 | 4 | 0 | |
| 11 | Matthew Murrell | G | 36:40 | 8-12 | 3-6 | 1-2 | 0 | 1 | 1 | 3 | 1 | 20 | 3 | 2 | 2 | 0 | |
| 14 | Tye Fagan | G | 18:19 | 0-3 | 0-1 | 0-0 | 0 | 0 | 0 | 1 | 0 | 0 | 1 | 0 | 0 | 0 | |
| 1 | Austin Crowley | G | 17:11 | 0-2 | 0-1 | 4-4 | 3 | 5 | 5 | 3 | 2 | 4 | 3 | 1 | 0 | 0 | |
| 15 | Luis Rodriguez | G | 29:54 | 4-8 | 1-3 | 1-2 | 2 | 5 | 7 | 2 | 2 | 10 | 2 | 0 | 0 | 0 | |
| 23 | Sammy Hunter | G | 07:56 | 1-3 | 0-1 | 0-0 | 0 | 0 | 0 | 0 | 0 | 2 | 0 | 0 | 0 | 0 | |
| Team | | | | | | | | | | | | | | | | | |
| Totals | | | 25:48 | 4-13 | 16-20 | 6 | 24 | 30 | 18 | 18 | 70 | 17 | 10 | 8 | 1 | 3 | 16 |

| UF | | OM | |
|------------------|---------------------------|-------|---------------------------|
| Biggest lead | 7 (1 st 8:18) | 16 | 2 (2 nd 0:36) |
| Best Scoring Run | 6 (1 st 13:01) | 9 | 2 (2 nd 17:59) |
| Lead Changes | 9 | 9 | 9 |
| Times Tied | 4 | 4 | 4 |
| Time with Lead | 15:38 | 21:18 | 21:18 |

GAME 20 • vs. ARKANSAS (L, 64-55)



GAME 21 • vs. KANSAS STATE (W, 67-56)

GAME 22 • at LSU (W, 76-72)



Official Basketball Box Score - Final
Kansas St. at Ole Miss
 01/29/22 The Sandy and John Back Pavilion at Ole Miss, Oxford, Miss.
 2021-22 Ole Miss Men's Basketball
 Game Time: 3:00 PM
 Game Duration: 2:03
 Attendance: 7,135
 Officials: Terry Wymer, Mike Nance, Patrick Evans

| NO. | Name | Min | FG | | 3P | | FT | | Rebounds | | Fouls | | TP | AS | TO | ST | Blocks | | +/- | |
|--------|----------------------|---------|-------|-------|-----|------|------|----|----------|----|-------|----|----|----|----|----|--------|----|-----|-----|
| | | | M/A | M/A | M/A | M/A | OR | DR | OR | DR | FF | FD | | | | | BS | BA | | |
| 12 | Carlton Liguard, Jr. | F 17:14 | 1-4 | 0-1 | 0-0 | 1-2 | 3-0 | 2 | 0 | 0 | 1 | 1 | 0 | 0 | 0 | 0 | 0 | 0 | 0 | -8 |
| 00 | Mike McGuff | G 28:06 | 1-9 | 0-4 | 0-0 | 1-2 | 3-1 | 2 | 2 | 0 | 0 | 0 | 0 | 0 | 0 | 0 | 0 | 0 | 0 | -14 |
| 1 | Markquis Nowell | G 32:03 | 2-11 | 1-6 | 0-0 | 1-2 | 4-1 | 5 | 4 | 2 | 1 | 0 | 0 | 2 | 0 | 0 | 0 | 0 | -7 | |
| 13 | Mark Smith | G 35:24 | 6-14 | 2-6 | 0-7 | 3-13 | 16-3 | 10 | 20 | 2 | 2 | 2 | 0 | 0 | 0 | 0 | 0 | 0 | -4 | |
| 24 | Nijel Pack | G 36:29 | 6-17 | 6-13 | 0-0 | 0-2 | 2-0 | 0 | 18 | 7 | 0 | 0 | 0 | 0 | 0 | 0 | 0 | 0 | -11 | |
| 20 | Kaosi Ezeagu | 10:02 | 0-1 | 0-0 | 0-0 | 0-0 | 0-0 | 0 | 0 | 0 | 0 | 0 | 0 | 0 | 0 | 0 | 0 | 0 | -2 | |
| 25 | Ismael Massoud | 15:11 | 1-2 | 0-1 | 0-0 | 0-0 | 0-0 | 1 | 0 | 2 | 0 | 1 | 0 | 1 | 0 | 0 | 0 | 0 | -5 | |
| 22 | Luke Kasubke | 23:33 | 2-5 | 2-5 | 1-1 | 0-5 | 3-1 | 7 | 0 | 0 | 1 | 0 | 0 | 0 | 0 | 0 | 0 | 0 | 2 | |
| 21 | Davion Bradford | 01:58 | 0-0 | 0-0 | 0-0 | 0-0 | 0-0 | 0 | 0 | 0 | 0 | 0 | 0 | 0 | 0 | 0 | 0 | 0 | -6 | |
| Team | | | | | | | | | | | | | | | | | | | | |
| Totals | | | 19-63 | 11-36 | 7-8 | 9 | 24 | 33 | 20 | 13 | 56 | 15 | 5 | 2 | 5 | 2 | 1 | 1 | 0 | |

| NO. | Name | Min | FG | | 3P | | FT | | Rebounds | | Fouls | | TP | AS | TO | ST | Blocks | | +/- | |
|--------|----------------------|---------|-------|------|-------|-----|-----|----|----------|----|-------|----|----|----|----|----|--------|----|-----|----|
| | | | M/A | M/A | M/A | M/A | OR | DR | OR | DR | FF | FD | | | | | BS | BA | | |
| 3 | Nysier Brooks | C 28:42 | 2-5 | 0-1 | 2-2 | 2-7 | 9-2 | 5 | 6 | 0 | 3 | 0 | 1 | 0 | 0 | 0 | 0 | 0 | 0 | 12 |
| 2 | Daeshun Ruffin | G 33:23 | 6-16 | 0-1 | 5-9 | 1-6 | 7-1 | 6 | 17 | 3 | 3 | 1 | 1 | 2 | 14 | | | | | |
| 11 | Matthew Murrell | G 37:06 | 3-8 | 1-4 | 2-2 | 0-7 | 3-2 | 9 | 2 | 0 | 0 | 0 | 0 | 0 | 0 | 0 | 0 | 0 | 8 | |
| 14 | Tye Fagan | G 21:00 | 4-6 | 0-1 | 1-1 | 0-5 | 1-1 | 9 | 1 | 1 | 0 | 1 | 0 | 0 | 0 | 0 | 0 | 0 | -2 | |
| 15 | Luis Rodriguez | G 22:18 | 3-5 | 2-3 | 2-2 | 1-3 | 1-4 | 10 | 1 | 1 | 0 | 1 | 0 | 0 | 0 | 0 | 0 | 0 | 9 | |
| 0 | Eric Van Der Heijden | 11:01 | 1-2 | 1-2 | 0-0 | 0-2 | 1-1 | 0 | 3 | 1 | 0 | 0 | 0 | 0 | 0 | 0 | 0 | 0 | -4 | |
| 1 | Austin Crowley | 20:59 | 2-6 | 1-4 | 0-0 | 0-6 | 2-2 | 5 | 2 | 1 | 0 | 1 | 0 | 0 | 0 | 0 | 0 | 0 | 5 | |
| 4 | Jaemyn Brakelfield | 25:31 | 2-3 | 1-2 | 3-4 | 0-2 | 2-2 | 2 | 8 | 1 | 0 | 0 | 0 | 0 | 0 | 0 | 0 | 0 | 5 | |
| Team | | | | | | | | | | | | | | | | | | | | |
| Totals | | | 23-51 | 6-18 | 15-20 | 7 | 36 | 43 | 13 | 20 | 67 | 11 | 9 | 2 | 5 | 2 | 1 | 1 | 0 | |

| Points from | KSU | OM | Period by Period Scoring | | | |
|---------------|-----|----|--------------------------|-----|-----|----|
| | | | 1st | 2nd | TOT | |
| Turnovers | 2 | 4 | KSU | 24 | 32 | 56 |
| Paint | 14 | 32 | OM | 30 | 37 | 67 |
| Second Chance | 6 | 7 | | | | |
| Fast Breaks | 2 | 7 | | | | |
| Bench | 9 | 16 | | | | |



Official Basketball Box Score - Final
Ole Miss at LSU
 02/01/22 Moroch Assembly Center, Baton Rouge
 2021-22 Men's Basketball
 Game Time: 8:00 PM
 Game Duration: 2:14
 Attendance: 9,707
 Officials: Bart Lenox, Byron Jarrett, K.B. Burden

| NO. | Name | Min | FG | | 3P | | FT | | Rebounds | | Fouls | | TP | AS | TO | ST | Blocks | | +/- |
|--------|----------------------|---------|-------|------|-------|-----|------|----|----------|----|-------|----|----|----|----|----|--------|----|-----|
| | | | M/A | M/A | M/A | M/A | OR | DR | OR | DR | FF | FD | | | | | BS | BA | |
| 4 | Jaemyn Brakelfield | F 31:41 | 2-4 | 1-3 | 3-4 | 1-1 | 2-0 | 3 | 8 | 0 | 3 | 1 | 0 | 0 | 0 | 0 | 0 | 0 | -9 |
| 3 | Nysier Brooks | C 33:17 | 2-4 | 0-0 | 6-10 | 4-4 | 8-3 | 7 | 10 | 1 | 2 | 1 | 1 | 0 | 0 | 0 | 0 | 0 | 9 |
| 2 | Daeshun Ruffin | G 19:57 | 6-11 | 2-4 | 5-5 | 0-1 | 1-0 | 4 | 19 | 3 | 4 | 2 | 0 | 1 | 1 | 0 | 0 | 10 | |
| 11 | Matthew Murrell | G 36:34 | 3-10 | 1-6 | 2-2 | 0-2 | 2-0 | 9 | 1 | 3 | 1 | 0 | 1 | 0 | 1 | 0 | 0 | 6 | |
| 14 | Tye Fagan | G 24:58 | 3-6 | 1-3 | 2-2 | 0-1 | 1-2 | 2 | 9 | 1 | 2 | 0 | 0 | 0 | 0 | 0 | 0 | 0 | |
| 15 | Luis Rodriguez | C 31:40 | 4-5 | 2-3 | 5-8 | 3-9 | 12-4 | 5 | 15 | 0 | 0 | 3 | 0 | 0 | 0 | 0 | 0 | 17 | |
| 1 | Austin Crowley | 20:04 | 2-2 | 2-2 | 0-0 | 0-1 | 1-5 | 0 | 6 | 2 | 3 | 0 | 1 | 0 | 0 | 0 | 0 | 0 | |
| 0 | Eric Van Der Heijden | 01:49 | 0-0 | 0-0 | 0-0 | 0-0 | 0-0 | 0 | 0 | 0 | 0 | 0 | 0 | 0 | 0 | 0 | 0 | -3 | |
| Team | | | | | | | | | | | | | | | | | | | |
| Totals | | | 22-42 | 9-21 | 23-31 | 8 | 21 | 29 | 16 | 21 | 76 | 8 | 19 | 8 | 2 | 2 | 4 | 0 | |

| NO. | Name | Min | FG | | 3P | | FT | | Rebounds | | Fouls | | TP | AS | TO | ST | Blocks | | +/- |
|--------|------------------|---------|-------|------|------|-----|------|----|----------|----|-------|----|----|----|----|----|--------|----|-----|
| | | | M/A | M/A | M/A | M/A | OR | DR | OR | DR | FF | FD | | | | | BS | BA | |
| 4 | Darius Days | F 33:21 | 6-17 | 5-8 | 0-0 | 6-7 | 13-4 | 0 | 21 | 1 | 2 | 2 | 0 | 0 | 0 | 0 | 0 | 0 | -2 |
| 13 | Tari Eason | F 31:56 | 5-12 | 1-2 | 5-9 | 4-1 | 5-2 | 7 | 16 | 2 | 3 | 2 | 0 | 0 | 0 | 0 | 0 | 0 | -11 |
| 15 | Eltou Reid | C 16:47 | 2-6 | 0-1 | 0-0 | 3-3 | 6-2 | 4 | 1 | 0 | 0 | 0 | 0 | 0 | 0 | 0 | 0 | 0 | 5 |
| 0 | Brandon Murray | G 30:15 | 3-5 | 1-3 | 0-0 | 1-1 | 2-1 | 7 | 2 | 3 | 0 | 0 | 0 | 0 | 0 | 0 | 0 | 0 | -16 |
| 1 | Xavier Pinson | G 15:54 | 0-1 | 0-1 | 0-0 | 0-0 | 0-0 | 0 | 0 | 0 | 0 | 0 | 0 | 0 | 0 | 0 | 0 | 0 | -16 |
| 2 | Eric Gaines | 27:37 | 7-17 | 3-3 | 2-3 | 1-3 | 4-4 | 5 | 16 | 3 | 4 | 0 | 2 | 9 | | | | | |
| 5 | Mwan Wilkinson | 07:44 | 1-1 | 1-1 | 0-0 | 0-0 | 0-0 | 3 | 0 | 3 | 1 | 1 | 0 | 0 | 0 | 0 | 0 | 0 | -18 |
| 24 | Shareef O'Neal | 02:07 | 0-0 | 0-0 | 0-0 | 0-0 | 0-0 | 1 | 0 | 0 | 0 | 0 | 0 | 0 | 0 | 0 | 0 | 0 | -10 |
| 3 | Alex Fudge | 14:18 | 0-2 | 0-0 | 0-1 | 3-3 | 0-2 | 1 | 0 | 1 | 0 | 1 | 0 | 0 | 0 | 0 | 0 | 0 | 11 |
| 14 | Justice Williams | 20:01 | 2-4 | 0-2 | 1-1 | 0-0 | 0-0 | 1 | 5 | 3 | 0 | 2 | 0 | 0 | 0 | 0 | 0 | 0 | 18 |
| Team | | | | | | | | | | | | | | | | | | | |
| Totals | | | 28-65 | 9-22 | 8-13 | 19 | 15 | 34 | 22 | 16 | 72 | 15 | 16 | 11 | 2 | 2 | 4 | 0 | |

| Points from | MIS | LSU | Period by Period Scoring | | | |
|---------------|-----|-----|--------------------------|-----|-----|----|
| | | | 1st | 2nd | TOT | |
| Turnovers | 24 | 11 | MIS | 45 | 31 | 76 |
| Paint | 20 | 34 | LSU | 32 | 40 | 72 |
| Second Chance | 10 | 14 | | | | |
| Fast Breaks | 8 | 17 | | | | |
| Bench | 21 | 24 | | | | |

GAME 23 • at FLORIDA (L, 62-57/OT)

GAME 24 • vs. ALABAMA (L, 97-83)



Official Basketball Box Score - Final
Ole Miss at Florida
 02/05/22 Exactech Arena at Stephen C. O'Connell Center, Gainesville
 2021-22 Men's Basketball
 Game Time: 3:30 PM
 Game Duration: 2:18
 Attendance: 10,007
 Officials: Don Daly, Steven Anderson, Will Howard

| NO. | Name | Min | FG | | 3P | | FT | | Rebounds | | Fouls | | TP | AS | TO | ST | Blocks | | +/- |
|--------|----------------------|---------|-------|------|-------|-----|------|----|----------|----|-------|----|----|----|----|----|--------|----|-----|
| | | | M/A | M/A | M/A | M/A | OR | DR | OR | DR | FF | FD | | | | | BS | BA | |
| 4 | Jaemyn Brakelfield | F 15:38 | 0-3 | 0-0 | 0-2 | 2-2 | 4-2 | 0 | 0 | 2 | 0 | 0 | 0 | 0 | 0 | 0 | 0 | 0 | -3 |
| 3 | Nysier Brooks | C 38:41 | 5-10 | 0-1 | 1-4 | 3-6 | 9-4 | 6 | 11 | 2 | 1 | 0 | 0 | 2 | 1 | 0 | 0 | 0 | -13 |
| 1 | Austin Crowley | G 11:32 | 1-5 | 0-1 | 0-0 | 0-1 | 1-0 | 2 | 1 | 0 | 1 | 0 | 0 | 0 | 0 | 0 | 0 | 0 | 0 |
| 11 | Matthew Murrell | G 45:00 | 4-16 | 4-10 | 2-4 | 0-2 | 2-2 | 4 | 14 | 2 | 0 | 1 | 0 | 1 | 0 | 0 | 0 | 0 | -5 |
| 14 | Tye Fagan | G 33:20 | 5-9 | 3-5 | 2-2 | 1-4 | 5-1 | 1 | 15 | 1 | 9 | 2 | 1 | 1 | 1 | 0 | 0 | 0 | -11 |
| 24 | Jarkeel Joiner | 40:12 | 3-10 | 1-7 | 0-2 | 0-4 | 4-2 | 2 | 7 | 1 | 0 | 0 | 0 | 0 | 0 | 0 | 0 | 0 | -2 |
| 15 | Luis Rodriguez | 34:15 | 1-4 | 0-2 | 6-7 | 4-7 | 11-4 | 5 | 8 | 1 | 1 | 1 | 0 | 0 | 0 | 0 | 0 | 0 | 2 |
| 0 | Eric Van Der Heijden | 06:22 | 0-1 | 0-1 | 0-0 | 0-4 | 4-1 | 0 | 0 | 0 | 0 | 0 | 0 | 0 | 0 | 0 | 0 | 0 | -7 |
| Team | | | | | | | | | | | | | | | | | | | |
| Totals | | | 19-58 | 9-29 | 11-19 | 14 | 30 | 44 | 17 | 18 | 57 | 8 | 14 | 5 | 3 | 7 | 5 | 0 | |

| NO. | Name | Min | FG | | 3P | | FT | | Rebounds | | Fouls | | TP | AS | TO | ST | Blocks | | +/- |
|-----|-----------------|---------|------|-----|-----|-----|-----|----|----------|----|-------|----|----|----|----|----|--------|----|-----|
| | | | M/A | M/A | M/A | M/A | OR | DR | OR | DR | FF | FD | | | | | BS | BA | |
| 4 | Anthony Dunaji | F 22:18 | 1-2 | 0-0 | 0-0 | 0-4 | 4-4 | 0 | 2 | 1 | 1 | 1 | 0 | 0 | 0 | 0 | 0 | 0 | -10 |
| 12 | Colin Castleton | F 34:09 | 6-12 | 0-1 | 5-7 | 1-6 | 7-1 | 5 | 17 | 0 | 2 | 1 | 3 | 0 | 0 | 0 | 0 | 0 | 16 |
| 22 | Tyree Appleby | G 35:26 | 4-11 | | | | | | | | | | | | | | | | |

GAME 25 • at MISSOURI (L, 74-68)



Official Basketball Box Score - Final
Ole Miss at Missouri
 02/19/22 Mizzou Arena, Columbia
 2021-22 Men's Basketball
 Game Time: 7:30 PM
 Game Duration: 1:58
 Attendance: 8,397
 Officials: Doug Shows, Byron Jarrett, Todd Austin

| NO. Name | Min | FG | | 3P | | FT | | Rebounds | | Fouls | | TP | AS | TO | ST | Blocks | | +/- | |
|---------------------|---------|-------|------|-------|-----|------|-----|----------|----|-------|----|----|----|----|----|--------|----|-----|-----|
| | | M/A | A/A | M/A | A/A | M/A | A/A | OR | DR | OR | DR | | | | | PF | FF | | BS |
| 4 Jaemyn Brakefield | F 16:30 | 3-5 | 0-2 | 1-2 | 0-0 | 0-1 | 1-7 | 1 | 0 | 0 | 0 | 0 | 0 | 0 | 0 | 0 | 0 | 0 | -8 |
| 3 Nysier Brooks | C 28:47 | 3-6 | 0-0 | 1-2 | 2-4 | 6-6 | 1-2 | 7 | 0 | 0 | 2 | 2 | 2 | 2 | 2 | 2 | 2 | 2 | -4 |
| 11 Matthew Murrell | G 33:55 | 6-11 | 1-5 | 2-2 | 0-2 | 2-2 | 1-1 | 15 | 0 | 2 | 1 | 0 | 0 | 0 | 0 | 0 | 0 | 0 | -1 |
| 14 Tye Fagan | G 12:45 | 1-3 | 0-0 | 0-0 | 2-2 | 0-0 | 2-2 | 2 | 0 | 3 | 0 | 0 | 0 | 0 | 0 | 0 | 0 | 0 | -12 |
| 24 Jarrel Joiner | G 33:54 | 5-12 | 0-2 | 3-4 | 0-4 | 4-4 | 4-4 | 13 | 4 | 1 | 2 | 0 | 0 | 0 | 0 | 0 | 0 | 0 | -3 |
| 15 Luis Rodriguez | 33:14 | 4-7 | 1-3 | 3-5 | 5-5 | 10-2 | 3-3 | 12 | 0 | 3 | 0 | 0 | 0 | 0 | 0 | 0 | 0 | 0 | 2 |
| 23 Sammy Hunter | 04:17 | 1-2 | 0-0 | 0-0 | 0-0 | 0-0 | 1-0 | 2 | 0 | 0 | 0 | 0 | 0 | 0 | 0 | 0 | 0 | 0 | 1 |
| 1 Austin Crowley | 30:14 | 3-6 | 2-5 | 0-0 | 0-2 | 2-3 | 3-3 | 8 | 2 | 3 | 0 | 0 | 0 | 0 | 0 | 0 | 0 | 0 | 1 |
| 5 James White | 06:24 | 1-2 | 0-1 | 0-2 | 0-0 | 0-0 | 2-1 | 2 | 0 | 0 | 0 | 0 | 0 | 0 | 0 | 0 | 0 | 0 | -6 |
| Team | | | | | | | | 1 | 0 | 1 | 1 | 0 | 0 | 0 | 0 | 0 | 0 | 0 | 0 |
| Totals | | 27-54 | 4-18 | 10-17 | 7 | 20 | 27 | 14 | 17 | 68 | 7 | 12 | 5 | 3 | 2 | 6 | | | |

| Shooting By Period | | |
|---------------------|-------|-------|
| 1 st FG% | 14-27 | 51.9% |
| 3PT% | 2-8 | 25.0% |
| FT% | 2-3 | 66.7% |
| 2 nd FG% | 13-27 | 48.1% |
| 3PT% | 2-10 | 20.0% |
| FT% | 8-14 | 57.1% |
| GM FG% | 27-54 | 50.0% |
| 3PT% | 4-18 | 22.2% |
| FT% | 10-17 | 58.8% |

Dead Ball Rebounds: 2-0

| Missouri - 74 | | Record: 10-14 (4-7) | | | | | | | | | | | | | | |
|----------------------|---------|---------------------|------|-------|----------|-------|------|----|----|----|--------|----|----|-----|---|---|
| NO. Name | Min | FG | 3P | FT | Rebounds | Fouls | TP | AS | TO | ST | Blocks | BS | BA | +/- | | |
| 23 Trevon Brazile | F 15:45 | 3-4 | 0-0 | 1-3 | 2-3 | 5-1 | 2-7 | 0 | 2 | 0 | 0 | 0 | 0 | -1 | | |
| 24 Kobe Brown | F 32:00 | 5-6 | 1-1 | 2-2 | 0-6 | 6-3 | 2-13 | 5 | 2 | 1 | 1 | 0 | 0 | 14 | | |
| 4 Javon Pickett | G 37:45 | 6-9 | 1-1 | 1-3 | 0-5 | 3-5 | 14 | 2 | 2 | 3 | 0 | 0 | 0 | 9 | | |
| 5 Jarron Coleman | G 28:50 | 0-6 | 0-4 | 0-0 | 0-3 | 3-5 | 0-10 | 3 | 2 | 3 | 0 | 0 | 0 | -8 | | |
| 12 DuJuan Gordon | G 25:06 | 4-9 | 3-5 | 2-2 | 2-4 | 4-3 | 1-13 | 2 | 0 | 0 | 0 | 0 | 0 | 10 | | |
| 13 Kaleb Brown | 09:39 | 0-1 | 0-0 | 0-0 | 1-3 | 4-0 | 0-0 | 1 | 1 | 0 | 0 | 0 | 0 | 11 | | |
| 21 Ronnie DeGray III | 24:48 | 6-8 | 2-3 | 0-0 | 1-2 | 3-1 | 0-14 | 2 | 1 | 1 | 0 | 0 | 0 | -9 | | |
| 1 Amari Davis | 26:07 | 4-9 | 0-0 | 5-6 | 0-1 | 2-1 | 1-4 | 13 | 0 | 0 | 0 | 0 | 0 | -8 | | |
| Team | | | | | | | | 0 | 0 | 0 | 0 | 0 | 0 | 4 | | |
| Totals | | 28-52 | 7-14 | 11-16 | 7 | 25 | 32 | 17 | 14 | 74 | 15 | 14 | 8 | 2 | 3 | 6 |

| Shooting By Period | | |
|---------------------|-------|-------|
| 1 st FG% | 18-34 | 52.9% |
| 3PT% | 5-8 | 62.5% |
| FT% | 2-3 | 66.7% |
| 2 nd FG% | 10-18 | 55.6% |
| 3PT% | 2-6 | 33.3% |
| FT% | 9-13 | 69.2% |
| GM FG% | 28-52 | 53.8% |
| 3PT% | 7-14 | 50.0% |
| FT% | 11-16 | 68.8% |

Dead Ball Rebounds: 2-0

| OM | | MIZ | | Points from | | OM | | MIZ | | Period by Period Scoring | |
|------------------|--------------------------|----------------------------|---------------|-------------|----|-----|-----|-----|----|--------------------------|--|
| Biggest lead | 1 (1 st 8:46) | 20 (2 nd 16:59) | Turnovers | 16 | 20 | 1st | 2nd | TOT | | | |
| Best Scoring Run | 8 (2 nd 7:36) | 13 (2 nd 16:59) | Paint | 34 | 40 | OM | 32 | 36 | 68 | | |
| Lead Changes | 2 | 2 | Second Chance | 9 | 4 | MIZ | 43 | 31 | 74 | | |
| Times Tied | 2 | 2 | Fast Breaks | 9 | 7 | | | | | | |
| Time with Lead | 00:26 | 37:47 | Bench | 24 | 27 | | | | | | |

GAME 26 • vs. SOUTH CAROLINA (L, 77-74/OT)



Official Basketball Box Score - Final
South Carolina at Ole Miss
 02/19/22 The Sney and John Baker Pavilion at Ole Miss, Oxford, Miss.
 2021-22 Ole Miss Men's Basketball
 Game Time: 6:00 PM
 Game Duration: 2:19
 Attendance: 5,813
 Officials: Pat Adams, Don Daly, Brian Dorsey

| South Carolina - 77 | | Record: 15-10 (6-7) | | | | | | | | | | | | | |
|---------------------|---------|---------------------|------|-------|----------|-------|------|----|----|----|--------|----|----|-----|---|
| NO. Name | Min | FG | 3P | FT | Rebounds | Fouls | TP | AS | TO | ST | Blocks | BS | BA | +/- | |
| 15 Widens Leveque | F 22:22 | 2-3 | 0-0 | 2-4 | 2-1 | 3-5 | 5-5 | 6 | 2 | 2 | 0 | 1 | 0 | 2 | |
| 24 Kayshawn Bryant | F 25:59 | 7-12 | 1-2 | 1-3 | 2-5 | 7-4 | 2-2 | 16 | 1 | 1 | 0 | 0 | 0 | 8 | |
| 0 James Reese V | G 36:21 | 4-11 | 1-6 | 0-0 | 0-1 | 1-1 | 1-9 | 2 | 0 | 1 | 0 | 0 | 0 | -8 | |
| 5 Jermaine Cousnard | G 34:47 | 4-10 | 0-3 | 0-0 | 0-0 | 0-0 | 1-8 | 4 | 4 | 3 | 0 | 0 | 0 | 3 | |
| 10 Erik Stevenson | G 30:58 | 7-14 | 3-6 | 0-0 | 2-4 | 6-3 | 0-0 | 17 | 2 | 0 | 2 | 0 | 0 | 9 | |
| 12 AJ Wilson | 16:22 | 1-2 | 1-1 | 0-0 | 0-1 | 1-2 | 0-3 | 0 | 6 | 2 | 0 | 0 | 0 | -11 | |
| 14 Brandon Martin | 13:51 | 0-0 | 0-0 | 2-2 | 1-2 | 3-0 | 1-2 | 0 | 0 | 0 | 0 | 0 | 0 | 3 | |
| 23 Devin Carter | 28:52 | 5-10 | 0-2 | 6-9 | 5-6 | 11-1 | 6-16 | 4 | 0 | 1 | 0 | 0 | 0 | 8 | |
| 1 Jacobs Wright | 05:40 | 0-2 | 0-0 | 0-0 | 0-0 | 0-0 | 1-0 | 0 | 2 | 2 | 0 | 0 | 0 | -9 | |
| 55 Ta'Quan Woodley | 08:48 | 0-0 | 0-0 | 0-0 | 0-0 | 0-0 | 0-0 | 0 | 1 | 0 | 0 | 0 | 0 | 10 | |
| Team | | | | | | | | 5 | 6 | 0 | 0 | 0 | 0 | 0 | |
| Totals | | 30-64 | 6-20 | 11-18 | 13 | 25 | 38 | 17 | 16 | 77 | 16 | 15 | 12 | 1 | 3 |

| Shooting By Period | | |
|---------------------|-------|-------|
| 1 st FG% | 10-29 | 34.5% |
| 3PT% | 1-6 | 16.7% |
| FT% | 7-9 | 77.8% |
| 2 nd FG% | 16-26 | 61.5% |
| 3PT% | 4-9 | 44.4% |
| FT% | 4-9 | 44.4% |
| OT FG% | 4-9 | 44.4% |
| 3PT% | 1-5 | 20.0% |
| FT% | 0-0 | 0.0% |
| GM FG% | 30-64 | 46.9% |
| 3PT% | 6-20 | 30.0% |
| FT% | 11-18 | 61.1% |

Dead Ball Rebounds: 4-0

| Ole Miss - 74 | | Record: 12-14 (3-10) | | | | | | | | | | | | | |
|------------------------|---------|----------------------|------|-------|----------|-------|-----|----|----|----|--------|----|----|-----|---|
| NO. Name | Min | FG | 3P | FT | Rebounds | Fouls | TP | AS | TO | ST | Blocks | BS | BA | +/- | |
| 4 Jaemyn Brakefield | F 14:13 | 1-1 | 1-1 | 0-0 | 0-0 | 0-0 | 2-3 | 0 | 1 | 0 | 0 | 0 | 0 | -2 | |
| 3 Nysier Brooks | C 36:58 | 7-12 | 0-0 | 4-6 | 3-2 | 5-2 | 2-5 | 18 | 0 | 1 | 0 | 1 | 1 | -8 | |
| 1 Austin Crowley | G 28:01 | 1-4 | 0-2 | 1-2 | 0-0 | 0-3 | 2-3 | 4 | 3 | 0 | 0 | 0 | 0 | -6 | |
| 11 Matthew Murrell | G 42:55 | 4-14 | 2-8 | 8-8 | 2-3 | 5-1 | 1-5 | 18 | 3 | 2 | 1 | 1 | 0 | 0 | |
| 15 Luis Rodriguez | G 38:22 | 3-8 | 1-3 | 1-2 | 2-11 | 13-2 | 2-8 | 8 | 2 | 2 | 3 | 0 | 0 | -3 | |
| 14 Tye Fagan | 19:40 | 1-3 | 0-0 | 0-0 | 0-1 | 1-1 | 1-0 | 2 | 1 | 3 | 0 | 0 | 0 | 3 | |
| 23 Sammy Hunter | 08:02 | 2-3 | 0-1 | 0-0 | 2-1 | 3-3 | 0-4 | 1 | 2 | 0 | 0 | 0 | 0 | 5 | |
| 24 Jarrel Joiner | 31:33 | 7-16 | 3-9 | 1-1 | 0-3 | 2-2 | 2-8 | 18 | 1 | 1 | 0 | 0 | 0 | -6 | |
| 5 James White | 03:35 | 0-0 | 0-0 | 0-0 | 0-0 | 0-0 | 0-0 | 0 | 1 | 0 | 0 | 0 | 0 | -2 | |
| 0 Eric Van Der Heijden | 01:41 | 0-1 | 0-0 | 0-0 | 0-0 | 1-0 | 0-0 | 0 | 0 | 0 | 0 | 0 | 0 | 4 | |
| Team | | | | | | | | 3 | 3 | 6 | 0 | 0 | 0 | 3 | |
| Totals | | 26-62 | 7-24 | 15-19 | 13 | 24 | 37 | 16 | 17 | 74 | 13 | 18 | 6 | 2 | 1 |

| Shooting By Period | | |
|---------------------|-------|-------|
| 1 st FG% | 11-29 | 37.9% |
| 3PT% | 2-12 | 16.7% |
| FT% | 5-6 | 83.3% |
| 2 nd FG% | 13-28 | 46.4% |
| 3PT% | 4-9 | 44.4% |
| FT% | 9-11 | 81.8% |
| OT FG% | 2-5 | 40.0% |
| 3PT% | 1-3 | 33.3% |
| FT% | 1-2 | 50% |
| GM FG% | 26-62 | 41.9% |
| 3PT% | 7-24 | 29.2% |
| FT% | 15-19 | 78.9% |

Dead Ball Rebounds: 2-0

| SC | | OM | | Points from | | SC | | OM | | Period by Period Scoring | |
|------------------|--------------------------|---------------------------|---------------|-------------|----|-----|-----|-----|-----|--------------------------|--|
| Biggest lead | 7 (1 st 8:11) | 8 (2 nd 12:14) | Turnovers | 14 | 14 | 1st | 2nd | OT1 | TOT | | |
| Best Scoring Run | 6 (1 st 8:11) | 7 (1 st 4:08) | Paint | 42 | 34 | SC | 28 | 40 | 9 | 77 | |
| Lead Changes | 11 | 11 | Second Chance | 18 | 13 | OM | 29 | 39 | 6 | 74 | |
| Times Tied | 7 | 7 | Fast Breaks | 4 | 13 | | | | | | |
| Time with Lead | 19:03 | 20:12 | Bench | 21 | 24 | | | | | | |

GAME 27 • at GEORGIA (W, 85-68)



Official Basketball Box Score - Final
Ole Miss at Georgia
 02/19/22 Stegeman Coliseum, Athens
 2021-22 Men's Basketball
 Game Time: 1:01 PM
 Game Duration: 1:46
 Attendance: 7,380
 Officials: Joe Lindsay, Chuck Jones, Rob Rorko

| Ole Miss - 85 | | Record: 13-14 (4-10) | | | | | | | | | | | | |
|------------------------|---------|----------------------|-----|-----|----------|-------|------|----|----|----|--------|----|----|-----|
| NO. Name | Min | FG | 3P | FT | Rebounds | Fouls | TP | AS | TO | ST | Blocks | BS | BA | +/- |
| 4 Jaemyn Brakefield | F 30:54 | 7-8 | 4-5 | 1-2 | 0-4 | 4-3 | 3-9 | 19 | 2 | 2 | 1 | 0 | 0 | 19 |
| 3 Nysier Brooks | C 27:14 | 3-5 | 0-0 | 4-4 | 2-4 | 6-3 | 4-10 | 0 | 1 | 0 | 0 | 0 | 0 | 14 |
| 1 Austin Crowley | G 35:26 | 7-14 | 2-4 | 2-2 | 0-3 | 3-1 | 2-18 | 5 | 1 | 2 | 4 | 0 | 0 | 15 |
| 14 Tye Fagan | G 38:06 | 8-17 | 2-6 | 2-2 | 1-1 | 2-0 | 1-20 | 5 | 1 | 4 | 0 | 0 | 0 | 15 |
| 15 Luis Rodriguez | G 36:28 | 2-5 | 1-4 | 1-1 | 1-3 | 4-3 | 2-6 | 5 | 0 | 0 | 0 | 0 | 0 | 19 |
| 23 Sammy Hunter | 16:21 | 4-6 | 0-2 | 0-0 | 1-0 | 1-4 | 1-8 | 0 | 0 | 0 | 0 | 0 | 0 | 3 |
| 5 James White | 13:14 | 2-4 | 0-0 | 0-0 | 0-3 | 3-1 | 0-4 | 0 | 1 | 0 | 0 | 0 | 0 | 2 |
| 0 Eric Van Der Heijden | 02:17 | 0-0 | 0-0 | 0-0 | 0-0 | 0-0 | 1-0 | 0 | 1 | 0 | 0 | 0 | 0 | -2 |
| Team | | | | </ | | | | | | | | | | |

GAME 29 • vs. TEXAS A&M (L, 76-66)



Official Basketball Box Score - Final
Texas A&M at Ole Miss
 03/26/22 The Sandy and John Back Pavilion at Ole Miss, Oxford, Miss.
 2021-22 Ole Miss Men's Basketball
 Game Time: 2:30 PM
 Game Duration: 1:57
 Attendance: 6,654
 Officials: Tony Greene, Patrick Evans, Vladimir Voyard-Tads

| NO. | Name | Min | FG | | | 3P | | | FT | | | Rebounds | | Fouls | | TP | AS | TO | ST | Blocks | | +/- | |
|--------|-------------------|---------|------|-------|-----|-----|-----|-----|-----|----|----|----------|----|-------|----|----|----|----|----|--------|----|-----|---|
| | | | M/A | M/A | M/A | M/A | M/A | M/A | M/A | OR | DR | OR | DR | PF | FD | | | | | BS | BA | | |
| 15 | Hanny Coleman III | F 33:05 | 3-7 | 0-0 | 0-0 | 3-4 | 7-7 | 4-3 | 9-1 | 0 | 2 | 0 | 0 | 2 | 0 | 0 | 0 | 0 | 0 | 0 | 0 | 0 | 2 |
| 3 | Quenton Jackson | G 30:48 | 3-7 | 1-3 | 4-5 | 0 | 5 | 5 | 3 | 4 | 11 | 2 | 3 | 3 | 0 | 1 | 1 | 10 | 0 | 0 | 0 | 0 | |
| 4 | Wade Taylor IV | G 13:37 | 2-5 | 1-3 | 1-2 | 0 | 1 | 1 | 2 | 1 | 6 | 0 | 2 | 1 | 0 | 0 | 11 | 0 | 0 | 0 | 0 | 11 | |
| 23 | Tyrece Radford | G 29:47 | 8-12 | 2-3 | 1-2 | 1 | 6 | 7 | 2 | 2 | 19 | 3 | 0 | 2 | 1 | 1 | 8 | 0 | 2 | 1 | 1 | 8 | |
| 35 | Manny Obaseki | G 22:03 | 1-4 | 0-1 | 2-2 | 0 | 2 | 2 | 1 | 1 | 4 | 2 | 0 | 0 | 1 | 0 | 18 | 0 | 0 | 0 | 0 | 18 | |
| 2 | Hayden Heifner | 17:59 | 3-4 | 1-1 | 1-2 | 2 | 0 | 2 | 1 | 1 | 8 | 3 | 2 | 0 | 0 | 1 | -3 | 0 | 0 | 0 | 0 | -3 | |
| 5 | Hassan Diarra | 22:28 | 4-7 | 0-2 | 5-6 | 0 | 4 | 4 | 2 | 3 | 13 | 1 | 1 | 0 | 0 | 0 | -6 | 0 | 0 | 0 | 0 | -6 | |
| 10 | Ethan Henderson | 05:37 | 0-0 | 0-0 | 0-0 | 0 | 0 | 0 | 0 | 0 | 0 | 0 | 0 | 0 | 0 | 0 | 0 | 0 | 0 | 0 | 0 | 0 | |
| 20 | Andre Gordon | 14:26 | 0-4 | 0-1 | 0-0 | 0 | 0 | 0 | 1 | 1 | 0 | 0 | 0 | 0 | 0 | 0 | 2 | -1 | 0 | 0 | 0 | -1 | |
| 0 | Aaron Cash | 09:54 | 3-3 | 0-0 | 0-0 | 0 | 0 | 1 | 2 | 0 | 6 | 1 | 0 | 0 | 0 | 0 | 11 | 0 | 0 | 0 | 0 | 11 | |
| 31 | Javorite Brown | 00:16 | 0-0 | 0-0 | 0-0 | 0 | 0 | 0 | 1 | 0 | 0 | 0 | 0 | 0 | 0 | 0 | 0 | 0 | 0 | 0 | 0 | 0 | |
| Team | | | | | | | | | | | | | | | | | | | | | | | |
| Totals | | 27:50 | 5-14 | 17-23 | 9 | 22 | 31 | 19 | 16 | 76 | 13 | 9 | 9 | 2 | 5 | 10 | | | | | | | |

| Shooting By Period | |
|--------------------|-------------|
| 1st FG% | 19-28 67.9% |
| 3PT% | 4-9 44.4% |
| FT% | 4-5 80% |
| 2nd FG% | 8-22 36.4% |
| 3PT% | 1-5 20.0% |
| FT% | 13-18 72.2% |
| GM FG% | 27-50 54.0% |
| 3PT% | 5-14 35.7% |
| FT% | 17-23 73.9% |

Dead Ball Rebounds: 3-0

| Technical Fouls: NONE | | | | | | | | | | | | | | | | | | | | | | |
|-----------------------|----------------------|---------|------|-------|-----|----|----|----|----|----|----|----|---|---|---|-----|-----|--|--|--|--|--|
| 3 | Nylier Brooks | C 21:12 | 4-5 | 0-0 | 0-0 | 3 | 4 | 7 | 2 | 1 | 8 | 0 | 2 | 0 | 2 | 0 | -22 | | | | | |
| 5 | James White | G 11:12 | 1-2 | 0-0 | 0-1 | 0 | 0 | 0 | 0 | 1 | 2 | 0 | 1 | 0 | 0 | -14 | | | | | | |
| 11 | Matthew Murrell | G 28:13 | 6-10 | 2-5 | 6-8 | 1 | 1 | 2 | 3 | 4 | 20 | 1 | 2 | 0 | 0 | 0 | -1 | | | | | |
| 15 | Luis Rodriguez | G 28:14 | 1-8 | 0-5 | 2-2 | 0 | 3 | 3 | 4 | 5 | 4 | 2 | 0 | 0 | 0 | -1 | | | | | | |
| 24 | Jarkel Joiner | G 24:52 | 1-9 | 1-4 | 4-5 | 0 | 0 | 0 | 3 | 3 | 7 | 1 | 1 | 2 | 0 | -17 | | | | | | |
| 4 | Jaemyn Brakelfield | 19:23 | 2-5 | 2-4 | 1-2 | 1 | 4 | 5 | 0 | 2 | 7 | 1 | 0 | 0 | 0 | -7 | | | | | | |
| 1 | Austin Crowley | 10:54 | 0-1 | 0-0 | 0-0 | 0 | 0 | 0 | 0 | 0 | 1 | 4 | 0 | 0 | 0 | 1 | | | | | | |
| 23 | Sammy Hunter | 14:50 | 2-2 | 0-0 | 3-4 | 2 | 1 | 3 | 1 | 2 | 7 | 0 | 1 | 0 | 1 | 13 | | | | | | |
| 14 | Tye Fagan | 30:03 | 4-7 | 2-4 | 0-0 | 1 | 2 | 3 | 0 | 0 | 10 | 8 | 1 | 2 | 0 | 0 | | | | | | |
| 0 | Eric Van Der Heijden | 06:22 | 0-0 | 0-0 | 0-0 | 1 | 1 | 1 | 0 | 0 | 0 | 0 | 0 | 0 | 0 | 0 | | | | | | |
| 10 | Grant Slatten | 01:04 | 0-2 | 0-0 | 0-0 | 0 | 1 | 1 | 0 | 0 | 0 | 0 | 0 | 0 | 0 | -2 | | | | | | |
| 33 | John McBride | 03:41 | 0-1 | 0-0 | 1-2 | 1 | 0 | 1 | 3 | 1 | 1 | 0 | 0 | 0 | 0 | 1 | | | | | | |
| Team | | | | | | | | | | | | | | | | | | | | | | |
| Totals | | 21:52 | 7-22 | 17-24 | 11 | 17 | 28 | 16 | 19 | 66 | 15 | 12 | 4 | 5 | 2 | -10 | | | | | | |

| Biggest lead | | TAMU | | OM | | Points from Turnovers | | TAMU | | OM | | Period by Period Scoring | | |
|------------------|----------------|-------|-------------|-----------------------|----|-----------------------|------|------|-----|----|--|--------------------------|--|--|
| Biggest lead | 25 (1st 0:48) | 0 | (1st 20:00) | Points from Turnovers | 15 | 9 | 1st | 2nd | TOT | | | | | |
| Best Scoring Run | 14 (1st 16:14) | 9 | (1st 12:35) | Paint | 38 | 24 | | | | | | | | |
| Lead Changes | 0 | 0 | 0 | Second Chance | 13 | 11 | TAMU | 46 | 30 | 76 | | | | |
| Times Tied | 0 | 0 | 0 | Fast Breaks | 10 | 2 | OM | 23 | 43 | 66 | | | | |
| Time with Lead | 39:12 | 00:00 | 0 | Bench | 27 | 25 | | | | | | | | |

GAME 30 • at #6 KENTUCKY (L, 83-72)



Official Basketball Box Score - Final
Ole Miss at Kentucky
 03/01/22 Rupp Arena, Lexington
 2021-22 Men's Basketball
 Game Time: 7:00 PM
 Game Duration: 1:59
 Attendance: 20,322
 Officials: Don Daly, K.B. Kurbert Jr., Owen Short

| NO. | Name | Min | FG | | | 3P | | | FT | | | Rebounds | | Fouls | | TP | AS | TO | ST | Blocks | | +/- |
|--------|--------------------|---------|------|------|-----|-----|-----|-----|-----|----|----|----------|----|-------|----|-----|----|----|----|--------|----|-----|
| | | | M/A | M/A | M/A | M/A | M/A | M/A | M/A | OR | DR | OR | DR | PF | FD | | | | | BS | BA | |
| 4 | Jaemyn Brakelfield | F 35:10 | 3-7 | 0-0 | 1-3 | 1 | 7 | 8 | 1 | 3 | 7 | 1 | 0 | 1 | 0 | 1 | 0 | 1 | 0 | 0 | 0 | -6 |
| 3 | Nylier Brooks | G 35:08 | 6-10 | 0-0 | 2-2 | 5 | 0 | 5 | 4 | 3 | 14 | 2 | 2 | 2 | 0 | 0 | -6 | | | | | |
| 11 | Matthew Murrell | G 35:46 | 9-16 | 5-8 | 2-3 | 0 | 2 | 2 | 3 | 3 | 25 | 4 | 1 | 0 | 0 | -1 | | | | | | |
| 15 | Luis Rodriguez | G 13:53 | 0-3 | 0-2 | 0-0 | 1 | 2 | 3 | 2 | 0 | 0 | 0 | 0 | 1 | 0 | -8 | | | | | | |
| 24 | Jarkel Joiner | G 25:42 | 3-5 | 0-0 | 2-2 | 0 | 1 | 1 | 2 | 2 | 8 | 1 | 3 | 1 | 0 | -16 | | | | | | |
| 14 | Tye Fagan | 19:29 | 1-6 | 0-2 | 0-0 | 0 | 1 | 1 | 0 | 0 | 2 | 1 | 0 | 0 | 0 | -13 | | | | | | |
| 1 | Austin Crowley | 17:35 | 2-4 | 1-3 | 0-0 | 0 | 0 | 0 | 0 | 0 | 5 | 3 | 0 | 0 | 0 | 0 | | | | | | |
| 23 | Sammy Hunter | 07:00 | 1-3 | 1-3 | 0-0 | 1 | 0 | 1 | 1 | 0 | 3 | 0 | 0 | 0 | 0 | -5 | | | | | | |
| 5 | James White | 10:17 | 4-4 | 0-0 | 0-0 | 0 | 3 | 3 | 1 | 0 | 8 | 2 | 0 | 0 | 0 | 0 | | | | | | |
| Team | | | | | | | | | | | | | | | | | | | | | | |
| Totals | | 29:58 | 7-18 | 7-10 | 8 | 16 | 24 | 14 | 11 | 72 | 12 | 9 | 5 | 0 | 1 | -11 | | | | | | |

| Shooting By Period | |
|--------------------|-------------|
| 1st FG% | 15-30 50.0% |
| 3PT% | 3-9 33.3% |
| FT% | 2-4 50% |
| 2nd FG% | 14-28 50.0% |
| 3PT% | 4-9 44.4% |
| FT% | 5-6 83.3% |
| GM FG% | 29-58 50.0% |
| 3PT% | 7-18 38.9% |
| FT% | 7-10 70.0% |

Dead Ball Rebounds: 1-0

| Technical Fouls: NONE | | | | | | | | | | | | | | | | | | | | | | |
|-----------------------|---------------------|---------|------|-------|-----|----|----|----|----|----|----|---|---|---|---|----|----|--|--|--|--|--|
| 12 | Kalon Brooks Jr. | F 22:12 | 4-5 | 0-0 | 2-2 | 1 | 4 | 5 | 3 | 1 | 10 | 2 | 1 | 1 | 0 | 0 | 12 | | | | | |
| 34 | Oscar Tshibwe | F 33:42 | 9-12 | 0-0 | 0-0 | 4 | 11 | 15 | 3 | 2 | 18 | 1 | 3 | 2 | 0 | 11 | | | | | | |
| 2 | Sahvir Wheeler | G 35:30 | 6-9 | 2-3 | 2-2 | 0 | 3 | 3 | 1 | 1 | 16 | 7 | 2 | 0 | 0 | 10 | | | | | | |
| 10 | Davion Mintz | G 24:36 | 3-5 | 2-4 | 0-0 | 0 | 0 | 0 | 1 | 0 | 8 | 2 | 0 | 1 | 0 | 0 | | | | | | |
| 31 | Kellan Grady | G 29:47 | 3-8 | 1-4 | 2-2 | 0 | 0 | 0 | 0 | 3 | 9 | 1 | 0 | 0 | 0 | -4 | | | | | | |
| 0 | Jacob Toppin | 20:55 | 3-5 | 0-0 | 1-2 | 0 | 1 | 1 | 1 | 1 | 7 | 1 | 0 | 0 | 0 | 0 | 14 | | | | | |
| 3 | TyTy Washington Jr. | 23:15 | 5-10 | 1-3 | 3-5 | 1 | 0 | 1 | 1 | 5 | 14 | 4 | 1 | 3 | 0 | 2 | | | | | | |
| 55 | Lance Ware | 05:06 | 0-1 | 0-0 | 0-0 | 0 | 1 | 1 | 1 | 0 | 1 | 0 | 0 | 0 | 0 | 0 | | | | | | |
| 4 | Dalmon Collins | 04:57 | 0-0 | 0-0 | 1-2 | 2 | 1 | 3 | 0 | 0 | 0 | 0 | 0 | 0 | 0 | 0 | | | | | | |
| Team | | | | | | | | | | | | | | | | | | | | | | |
| Totals | | 33:55 | 6-14 | 11-15 | 8 | 22 | 30 | 11 | 14 | 83 | 18 | 9 | 7 | 1 | 0 | 11 | | | | | | |

| Biggest lead | | OMS | | UKY | | Points from Turnovers | | OMS | | UKY | | Period by Period Scoring | | |
|------------------|---------------|-------|-------------|-----------------------|----|-----------------------|-----|-----|-----|-----|--|--------------------------|--|--|
| Biggest lead | 2 (1st 19:39) | 14 | (2nd 11:00) | Points from Turnovers | 10 | 15 | 1st | 2nd | TOT | | | | | |
| Best Scoring Run | 6 (1st 5:48) | 10 | (1st 14:20) | Paint | 34 | 40 | OMS | 35 | 37 | 72 | | | | |
| Lead Changes | 3 | 0 | 0 | Second Chance | 16 | 9 | UKY | 44 | 39 | 83 | | | | |
| Times Tied | 1 | 0 | 0 | Fast Breaks | 8 | 11 | | | | | | | | |
| Time with Lead | 00:37 | 38:43 | 0 | Bench | 18 | 22 | | | | | | | | |

GAME 31 • vs. VANDERBILT (L, 63-61)



Official Basketball Box Score - Final
Vanderbilt at Ole Miss
 03/05/22 The Sandy and John Back Pavilion at Ole Miss, Oxford, Miss.
 2021-22 Ole Miss Men's Basketball
 Game Time: 5:00 PM
 Game Duration: 1:53
 Attendance: 6,713
 Officials: Mike Nance, Anthony Jordan, Rob Rorko

| NO. | Name | Min | FG | | | 3P | | | FT | | | Rebounds | | Fouls | | TP | AS | TO | ST | Blocks | | +/- |
|-----|-------------|---------|-----|-----|-----|-----|-----|-----|-----|----|----|----------|----|-------|----|----|----|----|----|--------|----|-----|
| | | | M/A | M/A | M/A | M/A | M/A | M/A | M/A | OR | DR | OR | DR | PF | FD | | | | | BS | BA | |
| 10 | Myles Stute | F 34:36 | 3-5 | 3-5 | 0-0 | 0 | 6 | 6 | 1 | 0 | 9 | 2 | 1 | 1 | 0 | 0 | 5 | | | | | |

OLE MISS BASKETBALL HISTORICAL TIMELINE

January 28, 1909

Ole Miss plays its first organized basketball game, but the celebration is cut short by a 12-11 loss to the Memphis Physicians. Legend has it that Ole Miss led 7-6 at the half, but lost out in the second half when "with the wind at their backs, the Physicians overcame our half-time lead for a narrow victory." The game was reportedly played outdoors on a court located behind the Lyceum on the Oxford campus.

February 17, 1909

Ole Miss decides to save the best for last as the team records its first ever victory the last game of the season with a 28-11 win over Mississippi College. Ole Miss finishes the 1909 season 1-4.

1922

One year after the organization's formation, Ole Miss joins the Southern Conference.

January 27, 1925

With a 35-17 victory over Centenary, Ole Miss collects its 100th victory in the program's history.

May 1, 1926

A 38-23 loss to North Carolina in the championship game of the Southern Conference Tournament ends a win streak for Ole Miss, as the team rolled out a 12-game overall and nine-game away/neutral win streak. The 12-game streak, which started Jan. 16, 1926, with a road victory over rival LSU, remained the longest in school history until the 2007-08 squad put together 13 straight wins.

February 28, 1928

After rattling off victories over N.C. State, LSU and Kentucky, a 31-30 win over Auburn made Ole Miss Southern Conference Tournament Champions. (see story inset) Coach Homer Hazel's Mississippians finished the 1928 season 10-9.

December 8-9, 1932

At the annual Southern Conference meeting in Knoxville, Tenn., Ole Miss along with the other 12 schools west and south of the Appalachian Mountains reorganized to form the Southeastern Conference. Ten of those charter members (Alabama, Auburn, Florida, Georgia, Kentucky, LSU, Ole Miss, Mississippi State, Tennessee and Vanderbilt) still remain as members of the SEC.



1928 Southern Conference Tournament Champions

TEAM OF DESTINY WINS IT - GREAT RALLY TURNS TIDE

By Morgan Blake
(originally published in the 1928 Ole Miss Yearbook)

Ole Miss, the Team of Destiny, is champion of the South in basketball. A fighting clan that refused to surrender when the clouds were blackest today is king of the great indoor game.

It was an amazing and courageous comeback that won the title for Ole Miss after Auburn had taken a twelve-point lead in the second half and seemed as sure of winning as anything in this uncertain world can be.

The score at one stage of the second half was, Auburn 25, Ole Miss 13. The thousand or more Auburn students and alumni in the auditorium were in the seventh heaven of delight. They smelled the bacon frying and they knew the feast was for them. The Tigers had been outplaying their enemies all the way through and were marching on to glory and fame. Some of the spectators were yawning a bit. Many were a bit sorry for Ole Miss and hoped they would make just a few more points so as not to be humiliated.

And then - Captain Robert M. Lee, the long, lanky leader of the Mississippians, rallied his clan for a final desperate drive. It was the last charge of the old guard. Up the slope they came, snarling, growling, fighting their way through all obstacles. The Tigers, surprised by the sudden fury of a team that had been so docile, wavered before the charge. Doggedly they fought back, but the storm engulfed them. The Team of Destiny was on its way. Two points, two points, two points! With monotonous regularity Ole Miss was sinking them. Now they are just two points behind. Now they are even. Now they are two points ahead. And it's a minute and three-quarters to play. Captain Lee fouls, and Auburn shoots a free throw. Now it's Ole Miss, 31; Auburn, 30.

The seconds were about gone. Down the floor comes Auburn with the last spring left in the Tiger. A desperate try for a goal that goes wild. The pistol cracks. The game is over. The Team of Destiny had won by one little point, which, however, was as big as Stone Mountain so far as the effectiveness of it was concerned.

The grim gods of fate who had given Auburn one-point victories over Clemson and Georgia Tech in the early games of the tournament deserted the Tigers in the big crisis, and smiled upon the opposition. The grim gods often do things like that.

January 10, 1936


In the first game of the 1936 season, Ole Miss reached its 200th win in the program's history with a 41-40 squeaker over Memphis Coca-Cola. Forward George Clay led the attack for Ole Miss with 13 points.

May 5, 1938

A 58-47 loss to Georgia Tech in the SEC Tournament Championship Game ends a nine-game overall SEC win streak by the Rebels that started Feb. 5, 1938, with a 45-44 win over in-state rival Mississippi State.

1937-38

Bonnie Graham leads the SEC in scoring with his 17.4 average, the first player to ever average more than 17 a game in the SEC. In the conference tournament, he scores 71 points and a single-game high of 27. Graham also becomes Ole Miss' first basketball All-America selection.



A star left-handed pitcher, Joe Gibbon was on a baseball scholarship at Ole Miss and had to ask hoops coach Country Graham for permission to report for basketball. Lucky for the Rebels, Coach Graham agreed, and Gibbon put together a remarkable season in 1957 when he finished second in the nation in scoring with 30.1 points per game. The talented athlete went on to enjoy a 13-year Major League Baseball career.



B.L. "Country" Graham, who was the first All-American basketball player in school history, also stands as the second all-time winningest coach in program annals with 144 wins from 1950-62. In the picture above, he runs through plays with pupil and future Ole Miss head coach Cob Jarvis.



He played just one season before turning pro, but in 1970-71 Johnny Neumann put up numbers that may never again be reached by a Rebel, or any other Southeastern Conference player. Neumann led the nation with a 40.1 scoring average, by far a school record and behind only Pete Maravich's three legendary seasons in the league record books. Neumann still owns five of the top six single-game scoring marks in school history. Despite also being an Academic All-American, he left school after his sophomore season to join the Memphis Tams of the ABA, and enjoyed a seven-year career in the ABA and NBA.

February 26, 1945

Ole Miss achieves its 300th win in the last regular-season game of the year with a 76-24 stomping of Arkansas State. Three Rebels hit double-digit scoring that night with M.C. McMullen collecting 20, Doug Krell posting 13 and Bob McCain with 12.

December 10, 1953

A new record is set for the Rebels as the team reaches the most points scored by Ole Miss in a single game with a 118-82 win over Union. Cob Jarvis leads the way with 37 points on 13 field goals and 11 free throws. Denver Brackeen follows close behind with 31 points.

January 17, 1955

With former Rebel B.L. "Country" Graham as head coach, Ole Miss records its 400th win in program history by beating Vanderbilt 77-63.

1954-55

While being chosen as UPI's SEC Player of the Year and AP's SEC Most Valuable Player, center Denver Brackeen becomes the program's second player selected to All-America honors. His 27.2 scoring average leads the league.

1956-57

After becoming only the second player in SEC history to average more than 30 points, forward Joe Gibbon is named to multiple All-America teams.

February 22, 1958

Coach Graham once again makes Ole Miss history as he collects his 100th win as head coach, making him the first Ole Miss coach to reach the century mark. The Rebels helped accomplish this with an 83-68 victory over Tulane.

1963-64

A star on the court and on the baseball diamond, guard Don Kessinger is named an All-American after setting 18 Ole Miss basketball records.

January 30, 1965

After edging out Tulane with a 62-60 win in Oxford, Ole Miss reaches the 500-win mark for the program's history. Two Rebels had double-doubles with Fred Stanley collecting 21 points and 12 rebounds and Jim Robbins posting 13 points and 10 rebounds. Jack Steinhart and James Bobe also greatly contributed with 17 rebounds and 11 points, respectively.

February 21, 1966

Ole Miss basketball gets a new home in the Rebel Coliseum, later to be named after then-Athletics Director C.M. "Tad" Smith. However, Kentucky spoils the inaugural game by defeating the Rebels 108-65.

1970-71

Forward Johnny Neumann earns All-America honors in his first and only season as a Rebel, setting numerous school records along the way.

December 7, 1974

The program collects its 600th victory by defeating Texas in Oxford 82-74. Four Rebels scored in double digits with Bob Mahoney pacing the team with 21 points. Herb Wright followed with 18 points while Dave Shepard had 15 and Walter Actwood 13.

1978-79

After leading the SEC in scoring with 26.3 points per game, forward John Stroud receives All-America honorable mention plaudits.



Known among Rebel circles as "Mr. Clutch," Carlos Clark finished his impressive Ole Miss career having buried four game-winning shots at the buzzer, including a 15-footer on March 6, 1980, that gave Ole Miss its first postseason win, 76-74, over Grambling in the NIT Clark's freshman season. He went on to be drafted by the Boston Celtics, and helped them to the 1984 NBA Championship.



Bob Weltlich is carried off the court by his Rebel players after the 1981 SEC Tournament Championship victory over Dominique Wilkins and the Georgia Bulldogs.

March 6, 1980

Ole Miss earns its first postseason tournament victory after getting by Grambling 76-74 at Tad Smith Coliseum. The road to the NIT championship had to end, though, when Minnesota proved to be too much and defeated the Rebels 58-56.

1979-80

Earning the highest career point total in Ole Miss history and still the third-most in league annals with 2,328 points, John Stroud is selected to All-America honors for the second straight season.

March 7, 1981

The underdog Rebels, who finished sixth in the league in the regular season, defeated Tennessee and Vanderbilt before earning the title with a 66-62 upset of Georgia in the finals of the 1981 SEC Tournament, propelling Ole Miss to its NCAA Tournament debut.

March 13, 1981

The Rebels play in their first NCAA Tournament and barely miss a second-round showing with a narrow 69-66 defeat to perennial power Kansas in Wichita.

December 18, 1982

Ole Miss posts the 700th win in program history with a 67-60 victory over Central Arkansas in Oxford. The Rebels sealed the victory behind Carlos Clark and Roger Steig's 16 points apiece.

1981-82

Forward Carlos Clark is named AP All-America honorable mention following a junior year in which he scored 21.1 points per game and helped Ole Miss to an 18-12 record and NIT appearance. Between his junior and senior seasons, Clark had a streak of 37 straight games in which he posted double-figure point totals.

1987-88

Becoming the first player in Ole Miss history to record 500 points, 100 rebounds and 100 assists, guard Rod Barnes is named to an honorable mention All-American and finished third in the coaches' balloting for SEC Player of the Year.

March 4, 1989

Ole Miss defeats LSU 113-112 in overtime in perhaps the greatest one-on-one duel in Southeastern Conference history. LSU's Chris Jackson tallied 55 points, while the Rebels' Gerald Glass hit for 53. The 108 combined points is the most by two players in an SEC game. More importantly, Glass led Ole Miss to victory in dramatic fashion. With seven minutes left in overtime, Glass had 47 points, but had missed seven straight shots while going scoreless for the final four minutes of regulation and the first three minutes of overtime. LSU led 110-107, and Glass had been pestered by four different Tiger defenders to make him exhausted. But with a final surge, Glass tipped in a rebound to narrow the margin to one point, hit a 3-pointer to tie the score and drained the free throw with nine seconds left that gave Ole Miss the victory in the regular-season finale.

1988-89

In his first season as a Rebel, forward Gerald Glass is named an honorable mention All-American.



"World Class" Gerald Glass was a household name and a fan favorite during his two standout seasons with Ole Miss. He was thought by many to be the top college player in the nation his senior season, when he earned his second straight All-America honorable mention accolade. Glass was taken in the first round of the 1990 NBA Draft and played for Minnesota, Detroit, New Jersey and Charlotte during his pro career.



Ansu Sesay cuts down the nets following the Rebels' 74-68 win over LSU that propelled them to the 1997 SEC Western Division title. It was the first of four SEC West titles for Ole Miss. Sesay was part of back-to-back titles, celebrating the 1998 crown in his All-American senior season.

March 9, 1990

Ole Miss marks its 800th program victory with a 65-62 win over Vanderbilt during the SEC Tournament. Gerald Glass and Tim Jumper help the Rebels edge by the Commodores with their 15-point performances. Patrick Eddie played his part by recording a double-double with 14 points and 10 rebounds.

1989-90

After finishing his two-year career at Ole Miss with 1,564 points, Gerald Glass receives his second All-America honorable mention accolade.

June 27, 1990

Gerald Glass becomes the first Ole Miss player to be selected in the first round of the NBA Draft. He went 20th overall to the Minnesota Timberwolves.

January 11, 1997

Ole Miss upends No. 3-ranked and defending national champion Kentucky 73-69. The upset snapped the Wildcats' 14-game win streak and propelled the Rebels to their first top-25 ranking in school history, jumping to No. 20 in the AP poll. That season began an unprecedented Rebel run of six straight postseason appearances and back-to-back SEC Western Division championships.

February 26, 1997

Coach Rob Evans leads the Rebels to win their first SEC Western Division title after defeating LSU 74-68 in the last home game of the regular season.

February 11, 1998

Ole Miss hits 900 victories with an 87-76 win over Vanderbilt. All-Americans Keith Carter and Ansu Sesay push the Rebels to the victory. Carter collected 17 points, three assists and three rebounds, while Sesay posted 14 points, including a 2-for-2 night from behind the arc, and 12 rebounds.

February 28, 1998

The program gets its second straight SEC Western Division title after recording a 74-67 win versus Auburn in the regular-season finale. Ole Miss went on to receive a No. 4 seed in the NCAA Tournament, but a little-known team from Valparaiso spoils the Rebels' postseason plans.

December 29, 1998

Ole Miss claims its largest margin of victory in a single game with a 111-50 win over Prairie View. The game also marked the third time that season that Ole Miss broke triple digits in scoring.

1997-98

One of two Rebels to ever record 1,000 points, 600 rebounds and 200 assists, forward Ansu Sesay is named a consensus All-American, as well as receiving SEC Player of the Year honors. "We Say Sesay" becomes a familiar chant among Rebel fans, and Sesay does his part by scoring in double figures for the final 53 games of his career.

March 12, 1999

After losing a heartbreaker at the buzzer to Valparaiso just the season before in the opening round of the NCAA Tournament, the Rebels record their first NCAA Tournament win by defeating Villanova 72-70. Ole Miss did not make it to the Sweet 16 because Michigan State defeated the Red and Blue 74-66 in the second round.

January 13, 1999

Homecourt advantage was an understatement for the Rebels in the late 1990s. From Jan. 11, 1997 to this date Ole Miss went on a 29-home game winning streak. However, all good things must come to an end, and Auburn ended the Rebels' streak with a 74-59 win.

1998-99

Finishing atop the Ole Miss three-pointers chart with 249 for his career, guard Keith Carter is named an hon-

orable mention All-American.

March 3, 2001

After crushing Alabama 105-71, Ole Miss earns its third SEC Western Division title. Jason Holmes tallies a game-high 26 points on the night after going 7-of-13 shooting, including 5-of-9 from three-point range. Jason Flanigan contributes 17 points with 10 of those coming from the free throw line.

March 18, 2001

It took the smallest Rebel of all time to hit the biggest shot in Ole Miss hoops history. Coming off only their second NCAA Tournament win ever, the Rebels found themselves trailing Notre Dame by one point with a minute remaining in the second round of the 2001 Big Dance. With the shot clock running down and 48 seconds left, 5-foot-5 Jason Harrison drilled a deep three from the top of the arc to hand Ole Miss a two-point advantage that it would not relinquish en route to a 59-56 victory. One of the more memorable moments of the 2001 tourney, Harrison's trey propelled Ole Miss to the program's first Sweet 16 appearance and highlighted the finest season in school history, as the Rebels finished No. 9 in the nation with a 27-8 mark and a third SEC Western Division title in five years.



Jason Harrison drained several big shots during his career, but none more significant than the deep trey that found the bottom of the net in the waning moments of the 2001 NCAA Tournament second-round game vs. Notre Dame. The bucket propelled Ole Miss to a 59-56 win and its first trip to the Sweet Sixteen.

CHAMPIONSHIP TEAMS



1928 Southern Conference Tournament

Front Row (L to R): Ary Phillips, Dewitt Laird, Robert M. "Lila" Lee (Captain), James Ogden, unidentified
 Back Row (L to R): Homer Hazel (Head Coach), Andral "Doc" Dugger, Robert A. "Parson" Shelby, Cary Phillips



1981 SEC Tournament

Front Row (L to R): Mickey Thames (Asst. Strength Coach), Tim Garl (Asst. Trainer), Lee Bethea (Student Trainer), Cecil Dowell, Brad Pierce, Chris Barrett, James Green, Ken Coghlan, Carlos Clark, Sean Tuohy, Jim Sledge (Manager), Carroll Kirkpatrick (Manager), Blake Barnes (Equipment Manager)
 Back Row (L to R): Warner Alford (Athletics Director), Mike Hanks (Asst. Coach), John Prince (Asst. Coach), Steve Allen, Curtis McAlister, Rob Drum, Tim Thomas, Bob Weltlich (Head Coach), Lane Shoup, Roger Stieg, Norman Miller, Elston Turner, Eddie Oran (Asst. Coach), Ron Reed (Asst. Coach)



1997 SEC Western Division

Front Row (L to R): Anthony Boone, Ansu Sesay, Oliver Morton, Johnnie Rogers, Anthony Burks, Jon Cantrell, Jason Smith.
 Middle Row (L to R): Corwin Curtis (Manager), Michael White, Joezon Darby, Michael Boone, Keith Carter, Chris Oney, Hunter Carpenter, Brian Russell (Coliseum Manager)
 Back Row (L to R): Josh Hardin (Student Trainer), Jeffrey Moore (Trainer), Russ Pennell (Asst. Coach), Rob Evans (Head Coach), Rod Barnes (Asst. Coach), Dan O'Dowd (Asst. Coach), Jamie Capers (Manager), Scott Aldridge (Manager)

2000-01

Forward Rahim Lockhart, whose 13.0 points and 8.1 rebounds per game helped Ole Miss to such great success in 2001, is named an All-America selection.

December 1, 2001

On December 19, 1995, Ole Miss beat Southern Miss 113-107 in two overtimes, starting a 44-game non-SEC homecourt win streak that ended with a 71-70 loss to George Mason. During this time, the streak was the second longest in the nation.

December 28, 2002

Ole Miss collects its 1,000th win in program history by rolling over Arkansas-Pine Bluff 71-38 at Tad Smith Coliseum. Justin Reed leads the Rebels by posting a double-double of 15 points and 11 rebounds.

February 10, 2007

Rebel fans pack Tad Smith Coliseum, as a record "Tad Pad" crowd of 9,452 watches Ole Miss upset No. 18 Alabama 75-69. Clarence Sanders scores 11 of the Rebels' last 12 points to cap a comeback on the Crimson Tide.

March 3, 2007

Ole Miss clinches its fourth SEC Western Division championship and first since 2001 with a thrilling victory over Auburn in the regular-season finale. With both teams playing for the crown, the Rebels force consecutive turnovers to outscore the Tigers 9-2 over the final 40 seconds. With the game tied, Bam Doyne hits all four of his free throw attempts over the last 3.8 ticks to secure the 83-79 win. The Rebels' four SEC West titles from 1997-2007 is the most of any division rival over that span.

March 11, 2007

After a four-year drought, the Ole Miss basketball team returns to postseason play, as the Rebels receive a bid to the NIT. Ole Miss enters postseason play for the 13th time in the program's history and the first time since earning an NCAA Tournament berth in 2002.

December 24, 2007

Ole Miss receives recognition for its school-record best start of 11-0 (which climbed to 13-0 before the first loss) and an upset of No. 15 Clemson as the Rebels are ranked No. 22 and No. 24 in the Associated Press and ESPN/USA Today Polls, respectively.

January 2, 2008

At 13-0, Ole Miss set a new mark for the best start in school history, besting the 1936-37 and 2000-01 teams that reeled off 11 straight wins to open their seasons.

With the 86-50 win over Alabama A&M, Ole Miss also broke the school record for most consecutive wins after the previous record had stood for more than 80 years.

January 28, 2008

Ole Miss announces plans for a 51,000-square-foot basketball practice facility that promises to greatly enhance the Rebel hoops program in many ways.

April 1, 2008

Ole Miss makes an impressive run en route to the NIT semifinals played in New York City at historic Madison Square Garden. It's the first time in school history that Ole Miss made it to the Garden. However, the dream of reaching the NIT final is short-lived in an 81-69 defeat to eventual champion Ohio State.

February 21, 2009

Ole Miss celebrates the First 100 Years of its basketball program with a weekend of festivities, culminating in a 69-47 rout of the Georgia Bulldogs at Tad Smith Coliseum.

January 2010

The majestic \$13 million Basketball Practice Facility opens for daily use by the men's and women's programs. It includes state-of-the-art areas for training and practice, as well as luxurious locker rooms, team lounges and coaches offices.

March 6, 2010

Chris Warren leads a big second-half comeback to spur the Rebels to a 68-66 win at Arkansas and claim a share of their fifth SEC Western Division title.

March 30, 2010

With wins over Troy, Memphis and a double-OT thriller against Texas Tech, Ole Miss reaches the NIT Final Four for the second time in three years. Trailing by just one point with 36 seconds left, the Rebels cannot edge out eventual champion Dayton, falling 68-63 at Madison Square Garden.

August 9, 2011

Ole Miss announces the monumental Forward Together capital campaign, which seeks to raise \$150 million for a new basketball arena and improvements to existing football and other athletics facilities.

February 23, 2013

Andy Kennedy sets the Ole Miss career wins record with his 145th win as Rebel head coach as Ole Miss rolled over Auburn 88-55 at Tad Smith Coliseum.

CHAMPIONSHIP TEAMS



1998 SEC Western Division

Front Row (L to R): Jon Cantrell, Michael Boone, Keith Carter, Joezon Darby, Michael White, Jason Flanigan, Hunter Carpenter, Chris Oney, Jason Smith, Anthony Boone

Back Row (L to R): Russ Pennell (Asst. Coach), Dan O'Dowd (Asst. Coach), Rod Barnes (Asst. Coach), Rob Evans (Head Coach), Ansu Sesay, John Engstrom, Johnnie Rogers, Rahim Lockhart, Brian Russell (Equipment Manager), Scott Lewis (Manager), Kris Brasher (Student Trainer), Derrick Wrobel (Manager), Scott Aldridge (Manager), Jeffrey Moore (Trainer), Jamie Capers (Manager)



2001 SEC Western Division

Front Row (L to R): Justin Reed, Derrick Allen, Aaron Harper, Carey Crain, Jason Flanigan, John Pilger, Jason Harrison, David Sanders, Emmanuel Wade, Josh Hayes, Jason Holmes, Richard Kirklín

Back Row (L to R): Dustin Harris (Manager), Brandon Martin (Student Trainer), Ron Wilson (Manager), Seth Walker (Manager), Wayne Brent (Asst. Coach), Marc Dukes (Asst. Coach), Eric Bozeman (Asst. Coach), John Gunn, Rahim Lockhart, John Engstrom, Rod Barnes (Head Coach), Grant Pate (Admin. Asst.), Lemuel Jones (Grad. Admin. Aide), Jeffrey Moore (Trainer), Mike Vinson (Asst. Strength & Conditioning Coach), Brandon Beckett (Asst. Strength & Conditioning Coach), Amasico Rainer (Manager)



2007 SEC Western Division

Front Row (L to R): Brian Smith, Rodney Jones, Clarence Sanders, Bam Doyné, Todd Abernethy, Justin Cerasoli, Patrick Spach, Kiah Brown

Back Row (L to R): Will Poole, Kenny Williams, Andy Ogide, Xavier Hansbro, Dwayne Curtis, Jerney Parnell, Trey Hampton, Brandon Patterson, David Huertas

CHAMPIONSHIP TEAMS



2010 SEC Western Division

Front Row (L to R): Michael Halford, Nick Williams, Terrico White, Chris Warren, Will Bogan, Trevor Gaskins, Logan Nutt
 Back Row (L to R): Murphy Holloway, DeAngelo Riley, Kevin Cantinol, DeAundre Cranston, Reginald Buckner, Terrance Henry, Zach Graham, Eniel Polynice



2013 SEC Tournament

From left to right: (back row) Terry Brutus, Will Norman, Anthony Perez, Reginald Buckner, Murphy Holloway, Jason Carter, Demarco Cox, Aaron Jones; (front) Cade Peeper, Nick Williams, Martavious Newby, Derrick Millinghaus, LaDarius White, Jarvis Summers, Marshall Henderson



Players and coaches celebrate after knocking off the Florida Gators 66-63 to win the 2013 SEC Tournament Championship in Nashville and earn the Rebels' first NCAA Tournament bid under head coach Andy Kennedy.

March 17, 2013

Murphy Holloway scored 23 points and Marshall Henderson had 21 as Ole Miss knocked off Florida 66-63 in Nashville, Tenn., and won its first SEC Tournament title since 1981. The victory gave the Rebels their first NCAA tournament berth since 2002.

March 24, 2013

Marshall Henderson set the SEC record with his 138th made 3-pointer and broke the NCAA record with his 394th attempt.

February 27, 2014

Marshall Henderson set the SEC record with a 3-pointer in his 61st consecutive game, breaking Arkansas guard Pat Bradley's previous league mark of 60. Henderson finished his career with a 3-pointer in all 66 games.

March 17, 2015

Stefan Moody scored a team-high 26 points, as Ole Miss overcame a 17-point halftime deficit to knock off BYU 94-90 in the opening round of the NCAA Tournament in Dayton. The combined 184 points made it the highest scoring game of that year's tournament.

January 7, 2016

In their first home game of the 2019 calendar year, the Rebels opened up The Pavilion at Ole Miss in style with a 74-66 win over Alabama. Ole Miss protected its new floor by winning seven of the final nine home games of the season.

March 21, 2017

After helping Ole Miss knock off Monmouth and Syracuse on the road to secure a spot in the NIT Quarterfinals, Sebastian Saiz grabbed 15 boards in his final game as a Rebel to become just the seventh player in SEC history with 1,000 points, 1,000 rebounds and 100 blocked shots.

March 15, 2018

Kermit Davis was hired as the 22nd head coach in Ole Miss basketball history. After spending 16 seasons building Middle Tennessee into a mid-major powerhouse, the Mississippi native returned to his home state to lead the Rebels.

2018-19

Predicted to finish dead last in the SEC in the preseason polls, the Rebels exceeded expectations by finishing sixth in the conference and earning a trip back to the NCAA Tournament behind the highest scoring duo in the SEC (Breein Tyree, Terence Davis). In his first season as Ole Miss head coach, Kermit Davis was named SEC Coach of the Year.

OLE MISS BASKETBALL ALL-CENTURY TEAM

Highlighting the season-long celebration of the "First 100 Years of Ole Miss Basketball" in 2008-09, Ole Miss athletics officials proudly announced on Feb. 12, 2009, the C Spire All-Century Team. The honorees were publically recognized during halftime of the Feb. 21 home game vs. Georgia.

The All-Century Team was selected following a vote of fans on OleMissSports.com and a committee of officials from the athletics department and the M-Club Alumni Chapter. The fans' top 10 choices automatically qualified, and the remaining spots were chosen by the committee. The ballot included any Rebel that earned All-SEC honors or scored 1,000 or more points in his career, excluding current players, for a total of 41 nominees. Fans also had the opportunity to email write-in votes.

The All-Century Team was not divided by position or first, second or third team, as all 19 players hold the same rank on the squad.

The team includes all 13 Rebels that earned All-America honors in their career and the top nine scorers in school history at the time. The list also contains three Associated Press SEC Players of the Years (Denver Brackeen, 1955; Johnny Neumann, 1971; Ansu Sesay, 1998). While honored for their performances as players, the All-Century Team coincidentally includes three of the four winningest coaches in school history (B.L. "Country" Graham, 145 wins; Rod Barnes, 141; Cob Jarvis, 87).



B.L. "Country" Graham (F, 1936-38)

Denver Brackeen (C, 1954-55)

Cob Jarvis (F/G, 1952-54)

Joe Gibbon (F, 1954-57)

Jack Waters (F/G, 1959-61)

Don Kessinger (G, 1962-64)

Johnny Neumann (F, 1971)

Coolidge Ball (F, 1972-74)

John Stroud (F, 1977-80)

Elston Turner (F/G, 1978-81)

Sean Tuohy (G, 1979-82)

Carlos Clark (G/F, 1980-83)

Rod Barnes (G, 1985-88)

Gerald Glass (F, 1989-90)

Joe Harvell (F, 1990-93)

Ansu Sesay (F, 1995-98)

Keith Carter (G, 1996-99)

Rahim Lockhart (F, 1998-2001)

Justin Reed (F, 2001-04)



ALL-AMERICANS


ARY PHILLIPS
Guard, 1928

An All-Southern Conference guard on the Rebel basketball team, Ary Phillips played on the hard court with his twin brother, Cary, and was named to the Southern Conference All-Tournament team in 1928 after helping the Rebels claim the title.

Following the 1928 season, Phillips was named an All-America selection by Allan Gould who was the general sports editor of the Associated Press at the time and who named two All-America teams.


B.L. "COUNTRY" GRAHAM
Center, 1938

B.L. "Country" Graham was Ole Miss' morden first basketball All-America selection. He was selected to the Helms Foundation All-America squad in 1938, his senior season. During his three letter seasons at Ole Miss, Graham set 35 Southeastern Conference scoring records and his 1,259 career points still stands as 15th on the Ole Miss career scoring chart. Most of his 1,259 points came from his patented hook shot, nicknamed "Country's Fadeaway." In his All-America season, Graham scored 575 points, an average of 17.9 points per game. Graham also earned three football letters for Ole Miss as an end. He went on to serve as head basketball coach for the Rebels from 1950-62. He was inducted into the Mississippi Sports Hall of Fame in 1963, and was named to the 1974 All-Time SEC Basketball Team by the Orlando (Fla.) Sentinel Star. Graham, who passed away in October of 2001, was a charter member of the Ole Miss Athletics Hall of Fame in 1986.


DENVER BRACKEEN
Center, 1955

Denver Brackeen was named to the Helms Foundation second team All-America squad in 1955. He was a unanimous selection to the AP, UPI, and Coaches All-SEC teams. Brackeen also received the UPI SEC Player of the Year and AP SEC Most Valuable Player awards. His shot was named best in the conference by SEC players, and he was selected to the Collier's Magazine All-South team. Brackeen led the SEC in scoring (399 pts., SEC games only) and scoring average (27.2 ppg). Despite playing just two seasons at Ole Miss, his 1,040 career points is still 26th best in the history of the school. His 1955 scoring average of 27.2 points-per-game still stands as fourth best on the Ole Miss chart, and his 12.1 career rebounding average still stands first in Ole Miss history. Brackeen was selected in the second round of the NBA Draft by the New York Knickerbockers, where he played from 1956 to 1958. He was named one of the SEC's Living Legends at the league's 2001 tournament in Nashville, Tenn. Brackeen passed away in May 2006 at the age of 75.


JOE GIBBON
Forward, 1957

Joe Gibbon was named to the 1957 Helms Athletic Foundation first team All-America squad, the UPI second and AP honorable mention All-America teams. His 32.5 point scoring average and 455 points in SEC games led the conference. He was only the second player in SEC history to average more than 30 ppg. Gibbon was named UPI, AP and Coaches All-SEC and voted Most Valuable SEC Player by the Atlanta Constitution players' poll. His 30.1 point average for the 1957 season is second in the Ole Miss season scoring record book and his 11.2 rpg average is second all-time. He averaged a double-double his final two seasons (22.2 ppg/10.0 rpg in 1955-56; 30.1 ppg/14.1 rpg in 1956-57). He was selected by the Boston Celtics in the 1957 NBA Draft, but as an All-SEC baseball player, Gibbon went on to play 13 seasons with four different MLB teams. He was honored as one of the SEC's "Living Legends" at the 2002 SEC Tournament in Atlanta.


DON KESSINGER
Guard, 1964

Don Kessinger was a star on the court and on the diamond. He received All-America honors in both basketball and baseball in 1964, his senior season. Kessinger was also named to All-SEC squads for both sports in 1964 and in his sophomore and junior seasons, becoming the first Ole Miss sophomore to receive All-SEC recognition. During his stint on the hardwood, Kessinger set 18 Ole Miss scoring records. His 1,553 career points and 22.2 point scoring average still stand eighth and fourth best, respectively, in Ole Miss history. Kessinger was also the first Ole Miss player to score 500 points and average 20 ppg for three consecutive varsity seasons. After Ole Miss, Kessinger took his talents to baseball's major leagues, where he was a six-time All-Star. Following a 15-year professional baseball career, Kessinger returned to Ole Miss as the head baseball coach (1991-96). He served as the Associate Athletic Director for Internal Affairs at Ole Miss from 1996-2000 and has remained in Oxford as an agent for Kessinger Real Estate. He was honored as one of the SEC's "Living Legends" at the league's 2000 tournament in Atlanta.


JOHNNY NEUMANN
Forward, 1971

In just one season as a Rebel, Johnny Neumann left his marks in the record books that might never be touched. Neumann was named to the 1971 Helms Athletic Foundation, the United Savings and National Association of Basketball Coaches (NABC) All-America teams. He received nearly every conference honor that season, including UPI and AP SEC Player of the Year and Coaches All-SEC. Neumann also earned NABC All-District first team distinction. Neumann holds the Ole Miss single-season scoring record with 923 points, and his name occupies the top four spots on the Rebel single-game scoring chart, with his 63-point performance against LSU topping the list. He is also first in field goals made and attempted for both a season and single game. Neumann also excelled off the court, receiving Academic All-America and SEC Honor Roll accolades. He left Ole Miss after the 1971 season to play for the ABA Memphis Tams. His professional career also included stints in Indiana, Los Angeles and Utah, while he has played or coached overseas continually since the late 1970's, most recently as a head coach in China and Japan.



JOHN STROUD
Forward, 1979-80

As a forward, John Stroud earned AP All-America third team honors in 1980. He was also selected to the John Wooden Award and Citizens Savings Athletic Foundation All-America teams, and named SEC Player of the Year by the Tuscaloosa Tip-Off Club. Stroud was an AP All-America honorable mention selection in 1979 as well. He was named All-SEC first team and NABC All-District first team in 1979 and 1980. His 2,328 career points is the highest point total in Ole Miss history, and the third most in SEC history. Stroud led the SEC in scoring in 1979 and 1980 with 26.3 and 25.2 points per game, respectively. A first-round draft pick by the Houston Rockets in 1980, he was a member of the Houston team that played Boston in the 1981 NBA Finals. He served as head coach at East Mississippi in 1988, and then moved to Millsaps in 1990, where he coached from 1991-92 until 2002-03. At the 1999 SEC Tournament in Atlanta, Stroud was honored as one of the league's "Living Legends."



ANSU SESAY
Forward, 1998

Ansu Sesay was a consensus All-American in 1998. He was named to the John R. Wooden All-America team, and also earned All-America honors from Associated Press (second team), Basketball Weekly (first team) and the Basketball Times, National Association of Basketball Coaches (NABC) and United States Basketball Writers (USBWA) Association's (second team). He was a finalist for both the John R. Wooden and Oscar Robertson Player of the Year awards. Sesay led the Rebels in scoring (18.6 ppg) and rebounding (7.6 rpg). Sesay is one of two Rebels to ever record 1,000 points, 600 rebounds and 200 assists in a career. He scored in double figures in the last 53 games of his career, while leading the Rebels to two-straight SEC Western Division titles. Prior to his senior year, Sesay won a gold medal with Team USA at the World University Games in Italy. He was selected by the Dallas Mavericks in the second round of the 1998 NBA Draft. In 2001-02, he was named the NBDL Player of the Year, before returning to the league for a three-year stint with the Seattle Sonics and a season with the Golden State Warriors. He went on to enjoy a five-year career in Europe.



RAHIM LOCKHART
Forward, 2001

One of the most beloved players in recent memory, Rahim Lockhart capped a tremendous collegiate career at Ole Miss with his selection to the 2001 Basketball Times All-America third team. The Mendenhall, Miss., native also earned NABC All-District 4, USBWA All-District 6, All-SEC (AP and Coaches) and SEC All-Tournament Team honors his senior season. A member of the winningest senior class in Rebel history (88 wins), the 6-foot-8 forward scored 1,160 points (No. 18 on career chart) and 780 boards (No. 5). He posted 23 double-doubles in his career and is Ole Miss' all-time field goal percentage leader at 56.1 percent (474-of-845). A two-time member of the SEC Good Works Team, he played in four-straight postseasons (1998, 1999, 2001 NCAA; 2000 NIT) and led the 2000-01 Rebels to a school-record 27 victories and the program's first NCAA Tournament "Sweet Sixteen" appearance. In 2001-02, he played with the Greenville Groove of the NBDL and received All-NBDL honorable mention accolades. After working in the State of Mississippi's Attorney General's office, Lockhart joined the coaching ranks with stops at Madison Central High School, Jones County Junior College and Ole Miss.

**HONORABLE MENTION
 ALL-AMERICANS**



JACK WATERS
Guard/Forward, 1969 & 1971

Jack Waters was named UPI All-America honorable mention as a sophomore and senior. He scored 1,384 points in three years with the Rebels while averaging 20.4 points his senior year. He posted an 18.6 scoring average as a sophomore, ranking third in the SEC that year.



CARLOS CLARK
Forward, 1982

Carlos Clark had a magnificent four-year career for the Rebels from 1980-83, including being named Associated Press All-America honorable mention following the 1981-82 campaign. That season, the Somerville, Tenn., native averaged 21.1 points in helping Ole Miss to an 18-12 record.



ROD BARNES
Guard, 1988

Rod Barnes was an All-America honorable mention pick by The Sporting News following his 1987-88 senior campaign. An All-SEC first team pick by the league's coaches, he finished third in the balloting for SEC Player of the Year after averaging 19.0 points and 4.2 rebounds with 112 assists.



GERALD GLASS
Forward, 1989-90

Gerald Glass received All-America honorable mention honors in his only two seasons at Ole Miss. He finished his two-year career with 1,564 points, which puts him in ninth place at Ole Miss. His 26.1 point career scoring average is second on the Ole Miss single-season chart.



KEITH CARTER
Guard, 1999

Keith Carter garnered 1999 AP All-America honorable mention status and finished his career strong in 1998-99, scoring 542 points and hitting 77 three-pointers, the fourth-highest season total in Rebel history. His 1,682 career points is seventh all-time.

HONORS AND AWARDS

NATIONAL COACH OF THE YEAR

Rob Evans (College Hoops Insider)1997
 Rod Barnes (Naismith-Atlanta Tipoff/Collegelinsider.com). 2001

SEC COACH OF THE YEAR—AP/COACHES

Bob Weltlich (AP/Coaches/Rupp Cup)1980
 Lee Hunt (AP/Coaches*/Rupp Cup*)1983
 Rob Evans (AP)1997
 Rod Barnes (AP/Coaches/Rupp Cup)2001
 Andy Kennedy (AP)2007
 Andy Kennedy (NBCSports.com)2013
 Kermit Davis (AP/Coaches)2019
 * shared

JOHN R. WOODEN AWARD/WOODEN ALL-AMERICA TEAM

John Stroud (Finalist)1980
 Ansu Sesay (Finalist)1998

OSCAR ROBERTSON TROPHY

Ansu Sesay (Finalist)1998

HOWELL TROPHY

Marshall Henderson2013
 Jarvis Summers2014
 Stefan Moody2015, 2016
 Sebastian Saiz2017
 Devontae Shuler2021

NABC ALL-AMERICA

Johnny Neumann (Second Team)1971
 Ansu Sesay (Second Team)1998

USBWA ALL-AMERICA

Johnny Neumann1971
 Ansu Sesay (Second Team)1998

NABC ALL-DISTRICT

Cob Jarvis1953, 1954
 Denver Brackeen1955
 Joe Gibbon1957
 Jack Waters (Second Team)1960, 1961
 Don Kessinger (Third Team)1962
 Don Kessinger (Second Team)1963, 1964
 Johnny Neumann (First Team)1971
 John Stroud (First Team)1979, 1980
 Elston Turner (Second Team)1980
 Elston Turner (First Team)1981
 Carlos Clark (First Team)1982, 1983
 Sean Tuohy (Second Team)1982
 Gerald Glass (First Team)1989, 1990
 Joe Harvell (Second Team)1992, 1993
 Ansu Sesay (First Team)1997, 1998
 Keith Carter (First Team)1999
 Rahim Lockhart (First Team)2001
 Justin Reed (Second Team)2002, 2003
 Aaron Harper (Second Team)2003
 Justin Reed (First Team)2004
 Dwayne Curtis (Second Team)2006
 Todd Abernethy (Second Team)2007
 Dwayne Curtis (Second Team)2008
 David Huertas (Second Team)2009
 Chris Warren (Second Team)2011
 Marshall Henderson (Second Team)2013
 Stefan Moody (First Team)2015, 2016
 Breein Tyree (Second Team)2019
 Breein Tyree (First Team)2020
 Devontae Shuler (Second Team)2021

USBWA ALL-DISTRICT

NATIONAL COACH OF THE YEAR SELECTIONS



Rob Evans
1997



Rod Barnes
2001

SEC COACH OF THE YEAR



Bob Weltlich
1980



Lee Hunt
1983



Rob Evans
1997



Rod Barnes
2001



Andy Kennedy
2007, 2013



Kermit Davis
2019

Gerald Glass1989, 1990
 Joe Harvell1990, 1991, 1992
 Ansu Sesay1997, 1998
 Keith Carter1999
 Rahim Lockhart2001
 Chris Warren2010, 2011
 Marshall Henderson2013
 Marshall Henderson2014
 Stefan Moody2015, 2016
 Breein Tyree2019, 2020
 Devontae Shuler2021

ALL-SEC TEAM 1933-1948*



Justin Reed is the only four-time All-SEC honoree in school history.

B.L. Graham (First Team)1938
 Irving Keller (First Team)1939
 * From 1933-1948, the All-Tournament team served as the All-SEC team

ASSOCIATED PRESS ALL-SEC

Cob Jarvis (First Team)1953, 1954
 Denver Brackeen (Second Team)1954
 Denver Brackeen (First Team)1955
 Joe Gibbon (Second Team)1956
 Joe Gibbon (First Team)1957
 Carlton Garner (Third Team)1958
 Jack Waters (Third Team)1959
 Jack Waters (First Team)1960
 Ivan Richmann (Third Team)1960
 Jack Waters (Third Team)1961
 Don Kessinger (Second Team)1962
 Don Kessinger (First Team)1963, 1964
 Mickey Williams (Honorable Mention)1966
 Jerry Brawner (Honorable Mention)1967
 Ken Turner (Honorable Mention)1968
 Ken Turner (Third Team)1969
 Ron Coleman (Second Team)1970
 Johnny Neumann (First Team)1971
 Coolidge Ball (Second Team)1972, 1973
 Dave Shepherd (Third Team)1975
 John Billips (Third Team)1977
 John Stroud (First Team)1979, 1980
 Sean Touhy (Second Team)1980
 Elston Turner (Third Team)1980
 Elston Turner (First Team)1981
 Sean Touhy (Third Team)1981
 Carlos Clark (First Team)1982, 1983
 Roger Stieg (Third Team)1983
 Eric Laird (Third Team)1984, 1985
 Eric Smith (Third Team)1986
 Rod Barnes (Second Team)1988
 Charles Prater (Third Team)1988
 Gerald Glass (First Team)1989, 1990
 Joe Harvell (Third Team)1991
 Joe Harvell (First Team)1992
 Joe Harvell (Second Team)1993
 Ansu Sesay (First Team)1997, 1998
 Keith Carter (Second Team)1998
 Keith Carter (First Team)1999
 Jason Harrison (Third Team)2000, 2001
 Rahim Lockhart (Second Team)2001
 Justin Reed (Third Team)2001, 2002, 2003
 Justin Reed (First Team)2004

| | |
|--|------------|
| Dwayne Curtis (Honorable Mention) | 2006 |
| Clarence Sanders (Second Team) | 2007 |
| Todd Abernethy (Honorable Mention) | 2007 |
| Dwayne Curtis (Second Team) | 2008 |
| David Huertas (Second Team) | 2009 |
| Terrico White (Second Team) | 2009 |
| Chris Warren (Second Team) | 2010 |
| Chris Warren (First Team) | 2011 |
| Murphy Holloway (Honorable Mention) | 2012 |
| Marshall Henderson (Second Team) | 2013 |
| Murphy Holloway (Second Team) | 2013 |
| Marshall Henderson (Honorable Mention) | 2014 |
| Jarvis Summers (Honorable Mention) | 2014 |
| Stefan Moody (First Team) | 2015, 2016 |
| Sebastian Saiz (First Team) | 2017 |
| Terence Davis (Second Team) | 2019 |
| Breein Tyree (Second Team) | 2019, 2020 |

UPI ALL-SEC

| | |
|---------------------------------------|------------------|
| Jack Waters (Second Team) | 1959 |
| Jack Waters (First Team) | 1960, 1961 |
| Ron Coleman (Second Team) | 1970 |
| Johnny Neumann (First Team) | 1971 |
| Coolidge Ball (Third Team) | 1972, 1973, 1974 |
| Dave Shepherd (Second Team) | 1975 |
| John Stroud (First Team) | 1979, 1980 |
| Elston Turner (Third Team) | 1980 |
| Sean Touhy (Third Team) | 1980 |
| Elston Turner (First Team) | 1981 |
| Carlos Clark (First Team) | 1982, 1983 |
| Sean Tuohy (Second Team) | 1982 |
| Eric Laird (Third Team) | 1984 |
| Eric Laird (Second Team) | 1985 |
| Eric Smith (Third Team) | 1986 |
| Rod Barnes (Third Team) | 1988 |
| Gerald Glass (First Team) | 1989, 1990 |
| Joe Harvell (Second Team) | 1991 |

* UPI discontinued naming All-SEC teams after 1990-91 season

COACHES' ALL-SEC

| | |
|------------------------------------|-------------------|
| Joe Gibbon (Second Team) | 1956 |
| Joe Gibbon (First Team) | 1957 |
| Jack Waters | 1960, 1961* |
| Donnie Kessinger | 1962, 1963, 1964* |
| Johnny Neumann | 1971* |
| Coolidge Ball | 1972, 1973* |
| John Stroud | 1978, 1979, 1980* |
| Elston Turner | 1981* |
| Carlos Clark | 1982* |
| Sean Touhy | 1982* |
| Carlos Clark | 1983* |

| | |
|--|-------------|
| Eric Laird | 1984* |
| Rod Barnes | 1988* |
| Gerald Glass | 1989, 1990* |
| Joe Harvell | 1992* |
| Joe Harvell (Second Team) | 1993 |
| Ansu Sesay (First Team) | 1997, 1998 |
| Keith Carter (First Team) | 1999 |
| Rahim Lockhart (First Team) | 2001 |
| Justin Reed (Second Team) | 2002 |
| Justin Reed (First Team) | 2004 |
| Todd Abernethy (Second Team) | 2007 |
| Clarence Sanders (Second Team) | 2007 |
| Dwayne Curtis (Second Team) | 2008 |
| David Huertas (Second Team) | 2009 |
| Terrico White (Second Team) | 2009 |
| Chris Warren (Second Team) | 2010 |
| Chris Warren (First Team) | 2011 |
| Terrance Henry (Second Team) | 2012 |
| Marshall Henderson (Second Team) | 2013 |
| Murphy Holloway (Second Team) | 2013 |
| Marshall Henderson (Second Team) | 2014 |
| Jarvis Summers (Second Team) | 2014 |
| Stefan Moody (First Team) | 2015, 2016 |
| Sebastian Saiz (First Team) | 2017 |
| Breein Tyree (First Team) | 2019, 2020 |
| Devontae Shuler (First Team) | 2021 |

* Selections were not made on a first-team and second-team basis from 1958 to 1992

BLUE RIBBON ALL-SEC

| | |
|---|------|
| Marshall Henderson (First Team) | 2013 |
| Murphy Holloway (First Team) | 2013 |

SEC PLAYER OF THE YEAR

| | |
|--|------|
| Denver Brackeen (AP/UPI) | 1955 |
| Johnny Neumann (AP/UPI) | 1971 |
| Ansu Sesay (AP/Coaches) | 1998 |
| Marshall Henderson (CBSSports.com) | 2013 |

SEC FRESHMAN/NEWCOMER OF THE YEAR (AP/COACHES)

| | |
|--------------------------------------|------|
| Justin Reed (AP/Coaches) | 2001 |
| Terrico White (AP/Coaches) | 2009 |
| Marshall Henderson (AP) | 2013 |

SEC SIXTH MAN OF THE YEAR (COACHES)

| | |
|------------------------------------|------|
| Todd Abernethy (Coaches) | 2005 |
|------------------------------------|------|

SEC ALL-DEFENSIVE TEAM (COACHES)

| | |
|----------------------------|------|
| Reginald Buckner | 2011 |
| Reginald Buckner | 2012 |
| Reginald Buckner | 2013 |

SEC TOURNAMENT LEADING SCORER

| | |
|--|------|
| B.L. Graham (71 pts.) | 1938 |
| Joe Harvell (57 pts.) | 1990 |
| Marshall Henderson (71 pts.) | 2013 |

ALL-SEC TOURNAMENT

| | |
|--------------------------------------|------------|
| B.L. Graham (First Team) | 1938 |
| Irving Keller (First Team) | 1939 |
| John Stroud | 1979, 1980 |
| Elston Turner | 1981 |
| Sean Tuohy | 1981 |
| Carlos Clark | 1982 |
| Gerald Glass | 1990 |
| Joe Harvell | 1990 |
| Kevin Watkins | 1993 |
| Ansu Sesay | 1997 |
| Rahim Lockhart | 2001 |
| Justin Reed | 2001 |
| Reginald Buckner | 2013 |
| Marshall Henderson | 2013 |
| Murphy Holloway | 2013 |

SEC TOURNAMENT MVP

| | |
|------------------------------|------|
| Marshall Henderson | 2013 |
|------------------------------|------|

SEC ALL-FRESHMAN TEAM (COACHES)

| | |
|----------------------------|------|
| Tim Jumper* | 1988 |
| Joe Harvell | 1990 |
| Dondi Flemister | 1991 |
| Anthony Boone | 1995 |
| Keith Carter | 1996 |
| Justin Reed* | 2001 |
| Todd Abernethy | 2004 |
| Trevor Gaskins | 2008 |
| Chris Warren* | 2008 |
| Terrico White* | 2009 |
| Reginald Buckner | 2010 |

*Unanimous selection

FRESHMAN ALL-AMERICA


| | |
|--|------|
| Joe Harvell (3rd Team Basketball Weekly) | 1990 |
| Justin Reed (3rd Team Rivals.com) | 2001 |
| Terrico White | 2009 |

(CollegeInsider.com, 2nd Team CBSSports.com & Rivals.com, 3rd Team CollegeHoops.net)


SEC PLAYER OF THE WEEK

| | |
|-------------------------|---------------|
| Rod Barnes | Feb. 18, 1988 |
| Joe Harvell | Feb. 24, 1992 |
| David Johnson | Jan. 24, 1994 |
| Ansu Sesay | Feb. 3, 1997 |


SEC PLAYER OF THE YEAR SELECTIONS



Denver Brackeen, 1955 (AP, UPI)



Johnny Neumann, 1971 (AP, UPI)



Ansu Sesay, 1998 (AP, Coaches)

| | |
|--------------------|---------------|
| Ansu Sesay | March 3, 1997 |
| Ansu Sesay | Dec. 1, 1997 |
| Ansu Sesay | Jan. 26, 1998 |
| Michael White | Feb. 16, 1998 |
| Keith Carter | Jan. 25, 1999 |
| Justin Reed | Dec. 10, 2001 |
| Aaron Harper | Jan. 27, 2003 |
| Justin Reed | Jan. 26, 2004 |
| Todd Abernethy | Nov. 15, 2004 |
| Dwayne Curtis | Jan. 9, 2006 |
| Bam Doyne | Nov. 27, 2006 |
| Dwayne Curtis | Dec. 17, 2007 |
| Chris Warren | March 8, 2010 |
| Murphy Holloway | Nov. 28, 2011 |
| Terrance Henry | Jan. 23, 2012 |
| Murphy Holloway | Nov. 26, 2012 |
| Marshall Henderson | Jan. 21, 2013 |
| Stefan Moody | Feb. 9, 2015 |
| Stefan Moody | Feb. 23, 2015 |
| Sebastian Saiz | Nov. 21, 2016 |
| Terence Davis | Jan. 23, 2017 |
| Breein Tyree | Jan. 7, 2019 |
| Terence Davis | Jan. 14, 2019 |
| Breein Tyree | Feb. 10, 2020 |
| Devontae Shuler | Feb. 8, 2021 |

SEC FRESHMAN OF THE WEEK

| | |
|------------------|---------------|
| Chris Warren | Dec. 3, 2007 |
| Chris Warren | Dec. 24, 2007 |
| Chris Warren | Feb. 11, 2008 |
| Murphy Holloway | Dec. 29, 2008 |
| Terrico White | Jan. 19, 2009 |
| Terrico White | Feb. 2, 2009 |
| Murphy Holloway | Feb. 23, 2009 |
| Terrico White | March 9, 2009 |
| Reginald Buckner | Dec. 21, 2009 |
| Jarvis Summers | Dec. 5, 2011 |
| Daeshun Ruffin | Jan. 31, 2022 |

ACADEMIC ALL-AMERICA

| | |
|----------------|------|
| Johnny Neumann | 1971 |
| Dave Shepherd | 1975 |
| Jim Varner | 1977 |

ACADEMIC ALL-DISTRICT

| | |
|----------------|-------------------|
| Anthony Boone | 1996 |
| Todd Abernethy | 2006 (First Team) |
| Todd Abernethy | 2007 (First Team) |

SEC ACADEMIC HONOR ROLL

| | |
|--|------------------------|
| Bill White (Second Team) | 1962 |
| Mel Edmonds (First Team) | 1963 |
| Fred Stanley (Honorable Mention) | 1965 |
| Tommy Williams (Honorable Mention) | 1968, 1969 |
| Ron Coleman (First Team) | 1970 |
| Johnny Neumann (First Team) | 1971 |
| Steve Strickland (Second Team, Hon. Mention) | 1972, 1973 |
| Buddy Rawlings (Second Team) | 1972 |
| Danny Gunn (Second Team) | 1972 |
| Tom Jordan (Second Team) | 1973 |
| Dave Smith (Honorable Mention) | 1973 |
| Dave Shepherd (Second Team, First Team) | 1974, 1975 |
| Gary Yoder (Honorable Mention) | 1974 |
| Bob Mahoney (Second Team) | 1975 |
| Jim Varner (Second Team, First Team) | 1976, 1977 |
| Sean Tuohy | 1979 |
| Ken Coghlan | 1984 |
| Steve Calhoun | 1986 |
| Derek Horne | 1986 |
| Keith Kessinger | 1987 |
| Sean Murphy | 1988, 1989, 1990, 1991 |
| Bo Allen | 1988 |
| Tim Jumper | 1989, 1990, 1991 |
| David Midlick | 1989, 1990, 1991 |

| | |
|----------------------|------------------------|
| Marc Wilson | 1990, 1991 |
| Edmond Fitzgerald | 1992, 1993, 1994 |
| Juha Luhtanen | 1992, 1993 |
| Anthony Boone | 1995, 1996, 1997 |
| Hunter Carpenter | 1997, 1998, 1999 |
| Michael White | 1998, 1999 |
| John Engstrom | 1999, 2000, 2001, 2002 |
| Justin Reed | 2003 |
| Todd Abernethy | 2004, 2005, 2006, 2007 |
| Will Poole | 2008 |
| Ryan Brown | 2009 |
| Will Bogan | 2009, 2010, 2011 |
| Michael Halford | 2010 |
| Donald Williams | 2011 |
| Will Norman | 2012, 2013 |
| Terry Brutus | 2013, 2015, 2016 |
| Cade Peeper | 2013 |
| Dwight Coleby | 2014, 2015 |
| Aaron Jones | 2015 |
| Jarvis Summers | 2015 |
| LaDarius White | 2015 |
| Jake Coddington | 2017 |
| Lane Below | 2018 |
| Dominik Olejniczak | 2018, 2019 |
| D.C. Davis | 2019 |
| John McBride | 2020, 2021 |
| Luis Rodriguez | 2020 |
| Antavion Collum | 2021 |
| Austin Crowley | 2021 |
| Sammy Hunter | 2021 |
| Jarkel Joiner | 2021 |
| Shon Robinson | 2021 |
| Robert Allen | 2022 |
| Jaemyn Brakefield | 2022 |
| Nysier Brooks | 2022 |
| Austin Crowley | 2022 |
| Tye Fagan | 2022 |
| Sammy Hunter | 2022 |
| John McBride | 2022 |
| Matthew Murrell | 2022 |
| Eric Van Der Heijden | 2022 |
| James White | 2022 |

* First, second and honorable mention teams were selected from 1962-77

SEC COMMUNITY SERVICE TEAM

| | |
|-------------------|------------|
| Rahim Lockhart | 2000, 2001 |
| Jason Harrison | 2002 |
| Derrick Allen | 2003 |
| Justin Reed | 2004 |
| Kendrick Fox | 2005 |
| Todd Abernethy | 2006, 2007 |
| Dwayne Curtis | 2008 |
| Eniel Polynice | 2009 |
| Zach Graham | 2010, 2011 |
| Nick Williams | 2012, 2013 |
| Demarco Cox | 2014 |
| Martavious Newby | 2015 |
| Tomasz Gielo | 2016 |
| Sebastian Saiz | 2017 |
| Terence Davis | 2018, 2019 |
| Franco Miller Jr. | 2020 |
| Jarkel Joiner | 2021, 2022 |

SEC BASKETBALL LEGENDS

| | |
|-----------------|------|
| John Stroud | 1999 |
| Don Kessinger | 2000 |
| Denver Brackeen | 2001 |
| Joe Gibbon | 2002 |
| Carlos Clark | 2003 |
| Gerald Glass | 2004 |
| Coolidge Ball | 2005 |
| Sean Tuohy | 2006 |
| Elston Turner | 2007 |

| | |
|----------------|------|
| Joe Harvell | 2008 |
| Keith Carter | 2009 |
| Cob Jarvis | 2010 |
| Bob Weltlich | 2011 |
| Jack Waters | 2012 |
| Rahim Lockhart | 2013 |
| Ansu Sesay | 2014 |
| B.L. Graham | 2015 |
| Johnny Neumann | 2016 |
| Jason Harrison | 2017 |
| Rob Evans | 2018 |
| Justin Reed | 2019 |
| Eric Laird | 2020 |

SEC BUSINESS HALL OF FAME

| | |
|-------------|------|
| John Stroud | 2007 |
|-------------|------|

MISSISSIPPI SPORTS HALL OF FAME

| | |
|---------------------------|------|
| Frank M. (Bruiser) Kinard | 1961 |
| B.L. (Country) Graham | 1963 |
| James E. (Buster) Poole | 1964 |
| George Barney Poole | 1965 |
| John A. (Junie) Hovious | 1967 |
| Ray S. Poole | 1968 |
| Claude M. (Tad) Smith | 1969 |
| Parker Hall | 1970 |
| Joe Gibbon | 1979 |
| Denver Brackeen | 1982 |
| Don Kessinger | 1984 |
| J.W. (Wobble) Davidson | 1986 |
| Coolidge Ball | 2008 |
| John Stroud | 2009 |
| Eddie Crawford | 2012 |
| Gerald Glass | 2013 |

OLE MISS ATHLETICS HALL OF FAME

| | |
|---|------|
| William Webster (Webb) Burke (Charter Member) | 1986 |
| Chester H. Curtis (Charter Member) | 1986 |
| Kirk England Haynes (Charter Member) | 1986 |
| B.L. (Country) Graham (Charter Member) | 1986 |
| Frank M. (Bruiser) Kinard (Charter Member) | 1986 |
| James E. (Buster) Poole (Charter Member) | 1986 |
| Robert I. Schwartz (Charter Member) | 1986 |
| Claude M. (Tad) Smith (Charter Member) | 1986 |
| J.W. (Wobble) Davidson | 1987 |
| Parker Hall | 1987 |
| John A. (Junie) Hovious | 1987 |
| George Barney Poole | 1987 |
| Ray S. Poole | 1987 |
| Billy Sam | 1987 |
| Charlie Denver Brackeen | 1988 |
| Edward S. (Eddie) Crawford | 1988 |
| Joe Gibbon | 1988 |
| Robert (Cob) Jarvis | 1988 |
| Don Kessinger | 1989 |
| Jack Waters | 1990 |
| Coolidge Ball | 1991 |
| Farley Salmon | 1993 |
| John Stroud | 1995 |
| John Montgomery | 1997 |
| Sean Tuohy | 1998 |
| Elston Turner | 2000 |
| Carlos Clark | 2001 |
| Gerald Glass | 2002 |
| Ary Phillips | 2008 |
| Ansu Sesay | 2010 |
| Rod Barnes | 2011 |
| Keith Carer | 2012 |
| Johnny Neumann | 2015 |
| Rahim Lockhart | 2018 |

NOTABLE JERSEY NUMBERS

- | | |
|--|---|
| 00 Jermeý Parnell, F 2008 | 13 Dondi Flemister, G 1991 |
| 1 Aaron Harper, G/F 2003-04 | Anthony Perez, F 2012-16 |
| Terrance Henry, F 2009-12 | Johnnie Rogers, F 1997-98 |
| Martavious Newby, G 2012-16 | Sebastian Saiz, F 2014-17 |
| Brian Smith, G 2005 | |
| 2 Reginald Buckner, F 2010-13 | 14 David Johnson, G 1994-95 |
| | Larry Martindale, G 1966-68 |
| 3 Will Bogan, G 2009-11 | Johnny Neumann, G/F 1971 |
| Terence Davis, G 2016-19 | Eniel Polynice, G 2007-10 |
| Jason Flanigan, G 1998-99 | Ray Poole, G/C 1942, 46-47 |
| Junie Hovious, G 1940-42 | |
| John Jackson, F 1995-96 | 15 Ervin Garnes, G/F 1994-96 |
| Marvin Moore, F 2004-05 | David Sanders, G 2001-03 |
| Brian Smith, G 2006-08 | |
| Kevin Watkins, G 1992-93 | 16 Joe Gibbon, F 1954-57 |
| | Jack Marshall, F 1946-50 |
| 4 Demarco Cox, C 2010-13 | 20 Walter Actwood, F 1974-77 |
| Kendrick Fox, F/G 2002-05 | Bam Doyne, G 2004-07 |
| Gerald Glass, F 1989-90 | Nick Williams, G 2011-13 |
| Breein Tyree, G 2017-20 | |
| Jason Smith, F 1996-99 | 21 Fred Cox, C 1972-74 |
| | Dondi Flemister, G 1992-93 |
| 5 Aaron Harper, G/F 2001-02 | Sean Murphy, C 1988-91 |
| Eric Laird, G/F 1984-85 | Cavadas Nunnery, G 2002-05 |
| Dundreous Nelson, G 2011-12 | Curtis Ritchwood, F 1985-86 |
| Ansu Sesay, F 1995-98 | Charlie Ward, F 1968 |
| | Malcolm White, F 2008-09 |
| 10 Todd Abernethy, G 2004-07 | 22 Ronnie Aldy, G 1966 |
| Cedric Brim, G 1992 | Bill Bolton, C 1961-63 |
| LaDarius White, G 2011-14 | Denver Brackeen, C 1954-55 |
| | Carlos Clark, G/F 1980-83 |
| 11 Cedric Brim, G 1993-95 | Jason Flanigan, G 2000-01 |
| Joezon Darby, G 1996-98 | Marshall Henderson, G 2012-14 |
| Cecil Dowell, G 1980-81, 83-84 | Tom Jordan, G 1972-74 |
| Jason Harrison, G 2000-02 | Tim Jumper, G 1988-91 |
| Henry Jackson, G 1976-79 | Ivan Richmann, C 1958-60 |
| Londrick Nolen, F 2005-06 | Michael White, G 1996-99 |
| Sebastian Saiz, F 2014-17 | |
| Dave Shepherd, G 1974-75 | 23 Reginald Buckner 2010-13 |
| | Ron Coleman, G 1968-70 |
| 12 Ronnie Aldy, G 1967-68 | Trevor Gaskins, G 2008-11 |
| Rod Barnes, G 1985-88 | Don Kessinger, G 1962-64 |
| Jason Harrison, G 1999 | Justin Reed, F 2001-04 |
| Justin Johnson, G 2002-05 | |
| David Rhodes, G 1971-73 | |
| Clarence Sanders, G 2006-07 | |
| Sean Tuohy, G 1979-82 | |
| Chris Warren, G 2008-11 | |



#4 Jason Smith slams it down for two of his 1,286 career points.

- | | |
|---|--|
| 24 Coolidge Ball, F 1972-74 | 35 Eddie Dunn, G 1964-66 |
| Joe Harvell, F 1990-93 | Ronnie Sims, C 1986-87 |
| Marcus Hicks, F 1999-2000 | Jack Waters, F 1959-61 |
| Eric Laird, G/F 1982-84 | |
| Ken Turner, F 1967-69 | 40 Derrick Allen, F 2002-03 |
| Bill White, F 1960-62 | |
| Terrico White, G 2009-10 | 41 *Anthony Boone, F 1995-98 |
| | Chuck Burhorn, F 1966-67 |
| 25 Sterling Ainsworth, C 1960-62 | 42 Tom Butler, F/C 1968-70 |
| Charlie Ward, F 1969-70 | Mel Edmonds, G 1961-63 |
| Eugene Harris, F 1976-77 | Jarrell Evans, F 1993-94 |
| LaTaryl Williams, G 1999-2000 | Stefan Moody, G 2014-16 |
| | Eric Smith, F 1986-87 |
| 27 Ken Robbins 1951-52 | Fred Stanley, F 1965 |
| | John Stroud, F 1977-80 |
| 31 Joe Ayers, F 1984-87 | Herb Wright, F 1975-76 |
| Murphy Holloway, F 2009-13 | |
| | 43 Tim Thomas, C 1979-82 |
| 32 Zach Graham, G 2008-11 | |
| Dean Hudson, G 1973-74 | 44 Jerry Brawner, C 1967-69 |
| Jermeý Parnell, F/C 2005-07 | Dwayne Curtis, C 2006-08 |
| Michael Partridge, F 1982-83 | David Dean, C 1993-94 |
| Jarvis Summers, G 2001-14 | Tommie Eddie, F 2004-05 |
| Emmanuel Wade, G 2000-03 | Danny Gunn, G/F 1971-73 |
| | Joe Kyles, G 1975-77 |
| 33 Duaine Boucher, F 1970-72 | Rahim Lockhart, F 1998-2001 |
| Keith Carter, G 1996-99 | |
| David Huertas, G 2008-09 | 50 Kenny Williams, F 2007-08 |
| Elston Turner, F 1978-81 | |
| | 52 DeAundre Cranston, F 2009-10 |
| 34 John Billips, F/G 1976-77 | Roger Stieg, C 1980-83 |
| Louis Griffin, F/C 1958-60 | |
| Derek Horne, F/C 1983-86 | 55 J.J. Sims, F 1993-95 |
| Cob Jarvis, F/G 1952-54 | Patrick Eddie, F 1990-91 |
| Aaron Jones, F 2011-14 | |
| Bob Mahoney, G 1973-75 | |
| Charles Prater, G 1987-88 | |

* Jersey number is retired



#12 Clarence Sanders celebrates the Rebels' 2007 SEC West Championship.

REBELS IN THE PROS

The following is a list of former Ole Miss basketball players who have played professionally (NBA, ABA, CBA, IBL, ABA 2000, WBL, WBA, WCPBL, or overseas). The list includes the year and round they were drafted followed by the teams they played for and the season(s).

Todd Abernethy -- Holland, 2007-08; Latvia, 2008-09, 2011-12; Estonia, 2009-10; Ukraine 2010-11; Poland 2012-13
Derrick Allen -- Iceland, 2003-04; Germany, 2004-05, 2005-06, 2006-07-Top League Scorer, 2007-08, 2008-09, 2009-10; 2010-11-All-Star, 2011-12; Belgium, 2012-13; Germany, 2013-14, 2014-15, 2015-16, 2016-17, 2017-18, 2018-19
John Billups -- Drafted 5th Round, Denver (NBA), 1977; Denver Nuggets, 1977-78
Denver Brackeen -- Drafted 5th Round, New York (NBA), 1955; New York Knicks, 1955-56-1957-58
Reginald Buckner -- Denver Nuggets (NBA), 2013, Iowa Energy/Santa Cruz Warriors (NBA D-League), 2013-14; Mexico, 2014-15; Israel, 2015-16, 2016-17; Puerto Rico, 2016-17; Argentina, Israel, 2017-18; Puerto Rico, 2018-19, 2019-20; Japan 2020-21, 2021-22
Deandre Burnett -- United Kingdom, 2018-19
Keith Carter -- New Mexico Slam (IBL), 1999-2000, 2000-01; Memphis Houn'Dawgs (ABA 2000), 2000-01; Italy, 2001-02, 2002-03, 2003-04, 2004-05, 2005-06, 2006-07, 2007-08
Carlos Clark -- Drafted 4th Round, Boston (NBA), 1983; Boston Celtics, 1983-84, 1984-85; LaCrosse Catbirds (CBA), 1985-86; Calgary (WBL), 1987-88-All-League; Belgium, 1988-89, 1990-91, 1991-92, 1992-93, 1993-94, 1994-95, 1995-96, 1996-97, 1997-98, 1998-99
Ron Coleman -- Drafted 11th Round, Memphis (ABA), 1970; Memphis Tams (ABA), 1970-71
DeAundre Cranston -- Uruguay, 2010-11; England, 2011-12
Markel Crawford -- Memphis Hustle (NBA G-League), 2018-19; New York Knicks (Summer League), 2019-20; Finland, 2021-22
Dwayne Curtis -- Romania, 2008, 2008-09; Turkey, 2009-10; Spain, 2010-11; France, 2010-11, 2011-12; Uruguay, 2012-13, 2013-14, 2014-15, 2015-16; Venezuela, 2016; Uruguay, 2018-19
Joezon Darby -- Israel, 1998
D.C. Davis -- Ireland, 2019-20
Terence Davis -- Toronto Raptors (NBA), 2019-20, 2020-21; Sacramento Kings (NBA), 2020-21, 2021-22
David Dean -- Panama, 2000
Bam Doyno -- Hungary, 2007-08, 2008-09, 2009-10-All-Star, 2010-11-All-Star, 2011-12-All-Star; France, 2010-11; Hungary, 2011-12
Patrick Eddie -- Free Agent, New York (NBA), 1991; New York Knicks, 1991-92
Tommie Eddie -- Strong Island Sound (ABA), 2006-07; Portugal, 2007-08-MVP, 2009-10, 2010-11-All-Star; England, 2008-09; Uruguay, 2011-12; Angola, 2012-13; Argentina, 2013-14; Argentina 2014-15; Uruguay 2015-2016
Jason Flanigan -- Memphis Houn'Dawgs (ABA 2000), 2001
Kendrick Fox -- Gulf Coast Bandits (WBA), 2005
Justas Furmanavicius -- Greece, 2018-19; Lithuania, 2019-20, 2020-21, 2021-22
Trevor Gaskins -- Cyprus, 2013; Columbia, 2014; Argentina 2015-16; Puerto Rico, 2016; Panama, 2017; Israel, 2017-18; Panama, 2018-19; Argentina, 2019-20, 2020-21; Panama, 2021-22
Joe Gibbon -- Drafted 9th Round, Boston (NBA), 1957
Tomasz Gielo -- Spain, 2016-17, 2017-18, 2018-19, 2019-20, 2020-21
Gerald Glass -- Drafted 1st Round, Minnesota (NBA), 1990; Minn. Timberwolves, 1990-92; Detroit Pistons (NBA), 1992-93; New Jersey Nets (NBA), 1995-96; Charlotte Hornets (NBA), 1995-96; Israel, 1998
Zach Graham -- Reno Bighorns (NBA D-League), 2011-12; Philippines, 2012; Turkey, 2012-13; Philippines, 2013; Mexico 2014-15; Spain 2015-16; Venezuela, 2016-17, 2017-18; Israel, 2017-18; Brazil, 2018-19, 2019-20; Mexico, 2020-21; Brazil, 2021-22
John Gunn -- Mississippi Hardhats (WBA), 2004
Aaron Harper -- Drafted 2nd Round, Gary Steelheads (CBA), 2004; Venezuela, 2004-05-All-Star, 2008; France, 2005, 2006-All-Star, 2008-09; Ukraine, 2006-07; Bulgaria, 2009-10-Top League Scorer/Import of the Year, 2010-11-Top League Scorer/MVP, 2011-12-Top League Scorer/Guard of the Year; Lebanon, 2012-13, 2014-15; Venezuela, 2013, 2014; Lebanon, 2015-16, Argentina, 2017-18; Ecuador, 2018-19; Mexico, 2019-20; Puerto Rico, 2020-21
Jason Harrison -- Arkansas RimRockers (NBDL), 2004-05
Joe Harvell -- Drafted 3rd Round, Yakima (CBA), 1993; Spain, 1993-94, 1994-95, 1995-96; Italy, 1996-97; Argentina, 1997, 1998; Israel, 1999
Marshall Henderson -- Italy, 2014; Qatar, 2014; Sacramento (NBA), 2015; Reno (NBADL), 2015; Italy, 2016-17
Terrance Henry -- France, 2012-13; Fort Wayne Mad Ants (NBA D-League), 2013; France, 2014; Cyprus 2015-16; Belgium, 2016-17; Switzerland, 2017-18; Belgium, 2018-19
Marcus Hicks -- Siouxland Bombers (IBL), 2000-01, IBL Rookie of the Year; Memphis Houn'Dawgs (ABA 2000), 2000-01; Korea, 2001-02, 2002-03; France, 2003-04; North Mississippi Tornados (WBA), 2006
Murphy Holloway -- Turkey, 2013-14; Italy, 2014-15; France, 2015-16; Israel, 2016-17, 2017-18; South Korea, 2018-19, 2019-20, 2021-22
David Huertas -- Puerto Rico, 2009, 2010, 2011, 2012-All-Star; France, 2009-10; Greece, 2010-11; Argentina, 2012-13; Puerto Rico, 2013, Mexico, 2014-15; Puerto Rico, 2015-16; Israel, 2016-17; Puerto Rico, 2017; Mexico 2018-19, Mexico, 2019-20, 2020-21; Puerto Rico 2021
Marcanvis Hymon -- Australia, 2019-20; Belarus, 2021-22
John Jackson -- Dominican Republic
Cob Jarvis -- Drafted 8th Round, New York (NBA), 1954; New York Knicks, 1954-61
Justin Johnson -- Fayetteville Patriots (NBDL), 2005-06; Fresno/Hollywood (ABA), 2007; Qatar, 2007-08; Iraq, 2008-09; Santa Barbara Breakers (WCPBL), 2008, 2009; Newport Beach Surf (WCPBL), 2010; Quebec Kebs (PBL), 2010-11
Aaron Jones -- Germany, 2015-16; Bulgaria, 2016-17; Finland, 2017-18; Israel, 2018-19; Germany, 2019-20; Spain, 2020-21; Italy, 2021-22
Eric Laird -- Tampa Bay Thrillers (CBA), 1985-86
Rahim Lockhart -- Greenville Groove (NBDL), 2001-02, All-NBDL honorable mention
Stefan Moody -- Turkey, 2016-17; Greece, 2017-18; Belarus, 2018-19; Venezuela, 2019-20; Hungary, 2020-21
Johnny Neumann -- Free Agent, Memphis Tams (ABA), 1971; Memphis Tams (ABA), 1971-73; Memphis/Utah (ABA), 1973-74; Virginia/Indiana Pacers (ABA), 1974-75; Virginia/Kentucky (ABA), 1975-76; Buffalo/Los Angeles (ABA), 1976-77; Indiana Pacers (NBA), 1977-78
Londrick Nolen -- Uruguay, 2006, 2007
Cavadas Nunery -- West Virginia Wild (IBL), 2006
Dominik Olejniczak -- France, 2021-22
Anthony Perez -- Mexico, 2016-17; Venezuela, 2017, 2018, 2020, 2021
Eniel Polynice -- Los Angeles D-Fenders (NBA D-League), 2011-12; Dominican Republic, 2012; Mexico, 2012; Mexico, 2013; Argentina, 2014; Puerto Rico, 2015; France, 2016-17; Argentina, 2018
Justin Reed -- Drafted 2nd Round, Boston (NBA), 2004; Boston Celtics, 2004-05; Minnesota Timberwolves (NBA), 2005-06, 2006-07; Houston Rockets (NBA), 2007; Austin Toros (NBA D-League), 2007; Bakersfield Jam (D-League), 2008-09
M.J. Rhett -- Italy, 2015; Kosovo, 2016-17; Brazil, 2017-18; Taiwan, 2018-19; Croatia, 2019-20; Poland, 2020-21; Canada, 2021-22
Sebastian Saiz -- Spain, 2017-18, 2018-19; Japan, 2019-20, 2020-21, 2021-22
Clarence Sanders -- Drafted 7th Round, Anaheim Arsenal (NBA D-League), 2007
Ansu Sesay -- Drafted 2nd Round, Dallas (NBA), 1999; Rockford Lightning (CBA), 1999-2000; Philippines, 2000-Best Import Award; Quad City Thunder (CBA), 2000-01; Free Agent, Los Angeles Clippers (NBA), 2001; Greenville Groove (NBDL), 2001-02, NBDL Player of the Year, All-NBDL first team; Seattle Sonics (NBA), 2001-02, 2002-03, 2003-04; Golden State Warriors (NBA), 2004-05; Italy, 2005-06, 2006-07, 2007-08; Germany, 2008-09; France, 2009-10
Steadman Short -- Uruguay, 2012-13
Jason Smith -- Iceland, 1999-2000, 2000-01, 2001-02, 2002-03; Romania, 2007-08, 2009-10; Tupelo Rock-N-Rollers (WBA), 2008-09
Terence Smith -- Germany, 2016-17, 2017-18
Bruce Stevens -- Lebanon, 2019-20
Roger Stieg -- Drafted 5th Round, Indiana (NBA), 1983; Indiana Pacers, 1983-84 -1984-85
John Stroud -- Drafted 2nd Round, Houston (NBA), 1980; Houston Rockets, 1980-81
Jarvis Summers -- Slovakia, 2016-17; Malaysia, 2019-20; Mexico, 2020-21; Vietnam, 2021-22
Sean Tuohy -- Drafted 10th Round, New Jersey Nets (NBA), 1982
Elston Turner -- Drafted 2nd Round, Dallas (NBA), 1981; Dallas Mavericks, 1981-83; Denver Nuggets (NBA), 1985-86; Chicago Bulls (NBA), 1986-88; Denver Nuggets (NBA), 1988-89; Assistant Coach, Portland Trailblazers (NBA), 1996-97, 1997-98, 1998-99, 1999-2000; Assistant Coach, Sacramento Kings (NBA), 2000-01, 2001-02, 2002-03, 2003-04, 2004-05, 2005-06; Assistant Coach, Houston Rockets (NBA), 2007-08, 2008-09, 2009-10, 2010-11; Assistant Coach,



Terence Davis



Justin Reed

First SEC player taken in 2004 NBA Draft



Ansu Sesay



Elston Turner

NBA Player and Assistant Coach



Gerald Glass



Carlos Clark

Phoenix Suns (NBA), 2011-13; Assistant Coach, NBA All-Star Game, 2001, 2003; Assistant Coach, Memphis Grizzlies (NBA), 2013-14, 14-15; Assistant Coach, Sacramento Kings (NBA), 2016-17, 2017-18, 2018-19; Assistant Coach, Houston Rockets (NBA), 2019-20, 2020-21; Assistant Coach, Minnesota Timberwolves (NBA), 2021-22
Brenee Tyree -- Raptors 905 Mississauga (NBA G League), 2020-21, 2021-22
Chris Warren -- Australia, 2011-12; France 2012-13; Turkey, 2013-14, 2014-15; Greece, 2015-16; France, 2016-17, Turkey, 2017; Germany 2018-19; Turkey, 2019-20; France, 2020-21, 2021-22
Jack Waters -- Drafted 10th Round, Cincinnati (NBA), 1961; Kansas City Steers (ABL), 1961-64
LaDarius White -- Slovakia, 2016-17
Michael White -- New Mexico Slam (IBL), 1999-2000; England, 2000
Romello White -- Israel, 2021-22
Terrico White -- Drafted 2nd Round, Detroit (NBA), 2010; Detroit Pistons, 2010-11 (inj.); Idaho Stampede (NBA D-League), 2011-12; Phoenix (NBA) 2015; Serbia, 2012-13; Israel, 2013-14; Russia, 2014-15; South Korea, 2016-17, 2017-18; Australia, 2018-19, 2019-20; Puerto Rico, 2020-21, 2021-22
Kenny Williams -- Germany, 2008-09, 2009-10, 2010-11
LaTaryl Williams -- Memphis Houn'Dawgs (ABA 2000), 2000-01; Finland, 2001-02, 2002-03, 2005-06; Mexico, 2003, 2004, 2005; England, 2004-05, 2007-08, 2008-09, 2009-10, 2010-11; North Mississippi Tornados (WBA), 2006; Atlanta Vision (ABA), 2006-07
Nick Williams -- Brazil, 2013-14; Mobile Bay Tornados (ABA), 2015-16

YEAR-BY-YEAR STARTING LINEUPS

1958-59 (7-17)

G - Jamie Howell (5-10, Jr.) 6.9 ppg, 3.4 rpg
 G - Jim Tom Atherton (6-2, Sr.) 8.2 ppg, 2.7 rpg
 C - Ivan Richmann (6-7, Jr.) 16.0 ppg, 9.0 rpg
 F - Jack Waters (6-4, So.) 18.6 ppg, 7.2 rpg
 F - Louis Griffin (6-7, Jr.) 10.3 ppg, 9.6 rpg

TOP SUBS

F/G - Larry Wagster (6-2, So.) 6.7 ppg, 2.8 rpg
 G - Garnie Hatch (6-2, Sr.) 4.6 ppg, 3.9 rpg
 F/C - Tom Washington (6-5, So.) 1.8 ppg, 1.9 rpg

1959-60 (15-9)

G - Jack Waters (6-4, Jr.) 19.5 ppg, 6.5 rpg
 G - John King (6-2, Sr.) 6.0 ppg, 2.5 rpg
 C - Ivan Richmann (6-7, Sr.) 14.8 ppg, 10.4 rpg
 F - Louis Griffin (6-7, Sr.) 4.8 ppg, 4.6 rpg
 F - Bill White (6-5, So.) 8.0 ppg, 7.1 rpg

TOP SUBS

C - Sterling Ainsworth (6-7, So.) 12.8 ppg, 7.0 rpg
 G - Larry Wagster (6-2, Jr.) 4.1 ppg, 2.0 rpg
 G - Jamie Howell (5-10, Sr.) 3.3 ppg, 2.1 rpg

1960-61 (10-14)

G - Mel Edmonds (6-0, So.) 8.8 ppg, 3.7 rpg
 G - El Edmonds (6-0, So.) 4.6 ppg, 2.7 rpg
 C - Sterling Ainsworth (6-7, Jr.) 13.3 ppg, 10.1 rpg
 F - Jack Waters (6-4, Sr.) 20.4 ppg, 7.7 rpg
 F - Bill White (6-5, Jr.) 10.8 ppg, 8.0 rpg

TOP SUBS

G - Larry Wagster (6-2, Sr.) 4.5 ppg, 2.8 rpg
 C - Bill Bolton (6-5, So.) 1.7 ppg, 3.6 rpg
 F - Bobby McCarley (6-4, Jr.) 4.5 ppg, 2.0 rpg

1961-62 (12-13)

G - Donnie Kessinger (6-1, So.) 21.4 ppg, 5.4 rpg
 G - Mel Edmonds (6-0, Sr.) 18.5 ppg, 4.3 rpg
 C - Sterling Ainsworth (6-7, Sr.) 14.9 ppg, 6.6 rpg
 F - Bill White (6-5, Sr.) 10.8 ppg, 8.9 rpg
 F - Bill Bolton (6-6, Jr.) 5.8 ppg, 6.2 rpg

TOP SUBS

C - Ron Davidson (6-7, So.) 3.3 ppg, 3.7 rpg
 F - Bobby McCarley (6-4, Sr.) 2.6 ppg, 2.3 rpg
 G - Tommy Farley (6-1, Sr.) 1.9 ppg, 1.1 rpg

1962-63 (7-17)

G - Donnie Kessinger (6-1, Jr.) 21.8 ppg, 4.7 rpg
 G - Mel Edmonds (6-0, Sr.) 18.5 ppg, 3.9 rpg
 C - Bill Bolton (6-6, Sr.) 10.6 ppg, 10.1 rpg
 F - Ron Davidson (6-7, Jr.) 3.5 ppg, 4.3 rpg
 F - El Edmonds (6-0, Sr.) 3.2 ppg, 2.76 rpg

TOP SUBS

F - Harry Johnston (6-1, Jr.) 7.8 ppg, 4.4 rpg
 F - Bob Kreilein (6-4, So.) 4.1 ppg, 3.9 rpg
 F - Hardy Graham (6-5, Jr.) 2.5 ppg, 3.3 rpg

1963-64 (10-12)

G - Donnie Kessinger (6-1, Sr.) 23.5 ppg, 6.0 rpg
 G - Glenn Lusk (6-2, So.) 13.5 ppg, 4.5 rpg
 C - Ron Davidson (6-6, Sr.) 14.9 ppg, 8.7 rpg
 F - Bob Kreilein (6-4, Jr.) 4.8 ppg, 5.2 rpg
 F - Ronald Steinhart (6-2, Jr.) 7.3 ppg, 4.9 rpg

TOP SUBS

G - Spencer Schreiter (6-1, So.) 0.8 ppg, 1.5 rpg
 G - Eddie Dunn (6-0, So.) 4.9 ppg, 1.9 rpg
 F - Jim Bobe (6-4, So.) 4.2 ppg, 3.3 rpg

1964-65 (4-21)

G - Ed Dunn (5-11, Jr.) 10.9 ppg, 2.7 rpg
 G - Jim Robbins (6-2, Jr.) 8.8 ppg, 4.9 rpg
 C - Fred Stanley (6-5, Jr.) 10.4 ppg, 4.9 rpg
 F - Bob Kreilein (6-4, Sr.) 4.1 ppg, 3.3 rpg
 F - Jim Bobe (6-4, Jr.) 6.4 ppg, 3.5 rpg

TOP SUBS

F - Ronald Steinhart (6-2, Sr.) 6.7 ppg, 4.3 rpg
 C - John Partridge (6-6, Jr.) 4.3 ppg, 2.3 rpg
 F - Dick Megginson (6-4, So.) 5.9 ppg, 3.4 rpg

1965-66 (5-18)

G - Larry Martindale (6-0, So.) 8.2 ppg, 2.9 rpg
 G - Glenn Lusk (6-2, Sr.) 4.1 ppg, 2.1 rpg
 C - Charles Burhorn (6-6, Jr.) 11.8 ppg, 8.0 rpg
 F - Mickey Williams (6-3, Sr.) 12.1 ppg, 9.0 rpg
 G - Eddie Dunn (5-11, Sr.) 8.6 ppg, 2.5 rpg

TOP SUBS

F/G - Jim Moran (6-4, So.) 6.9 ppg, 3.0 rpg
 F - John Partridge (6-6, Sr.) 2.4 ppg, 2.5 rpg
 F - Ronnie Wall (6-4, So.) 4.8 ppg, 2.5 rpg

1966-67 (13-12)

G - Larry Martindale (6-0, Jr.) 11.9 ppg, 3.8 rpg
 G - Eddie Miller (6-2, So.) 11.0 ppg, 2.6 rpg
 C - Jerry Brawner (6-8, Sr.) 14.5 ppg, 9.2 rpg
 F - Ken Turner (6-5, So.) 14.5 ppg, 6.6 rpg
 F - Dale Stevens (6-6, So.) 9.4 ppg, 6.6 rpg

TOP SUBS

G - Ronnie Aldy (6-2, Jr.) 6.7 ppg, 1.6 rpg
 F - Charlie Jordan (6-5, So.) 3.0 ppg, 2.6 rpg
 F - Chuck Burhorn (6-5, Sr.) 2.9 ppg, 3.2 rpg

1967-68 (7-17)

G - Eddie Miller (6-2, Jr.) 8.3 ppg, 3.0 rpg
 G - Larry Martindale (6-0, Sr.) 6.2 ppg, 2.0 rpg
 C - Jerry Brawner (6-8, Jr.) 12.5 ppg, 8.8 rpg
 F - Ken Turner (6-5, Jr.) 13.8 ppg, 6.3 rpg
 F - Dale Stevens (6-6, Jr.) 7.9 ppg, 4.7 rpg

TOP SUBS

G - Ron Coleman (6-3, So.) 10.6 ppg, 3.1 rpg
 G - Ronnie Aldy (6-2, Sr.) 9.6 ppg, 1.6 rpg
 C - Rodney Chamblee (6-9, Jr.) 3.6 ppg, 3.3 rpg

1968-69 (10-14)

G - Ron Coleman (6-3, Jr.) 12.6 ppg, 3.7 rpg
 G - Charlie Ward (6-4, Jr.) 7.5 ppg, 3.0 rpg
 C - Jerry Brawner (6-8, Sr.) 13.8 ppg, 8.8 rpg
 F - Ken Turner (6-5, Sr.) 19.5 ppg, 6.2 rpg
 F - Tom Butler (6-8, Jr.) 9.5 ppg, 7.5 rpg

TOP SUBS

F - Rodney Chamblee (6-9, Sr.) 2.4 ppg, 2.7 rpg
 G - Cecil Jones (6-2, So.) 1.5 ppg, 0.6 rpg
 G - Danny Dossett (6-5, Sr.) 1.3 ppg, 0.9 rpg

1969-70 (10-15)

G - Ron Coleman (6-3, Sr.) 20.8 ppg, 5.0 rpg
 G - Cecil Jones (6-2, Jr.) 7.0 ppg, 3.7 rpg
 C - Lock Ross (6-8, Jr.) 5.9 ppg, 5.6 rpg
 F - Tom Butler (6-7, Sr.) 13.5 ppg, 9.0 rpg
 F - Duaine Boucher (6-5, So.) 12.9 ppg, 7.9 rpg

TOP SUBS

G - Charlie Ward (6-4, Sr.) 8.6 ppg, 3.7 rpg
 C - Gaylon Baird (6-6, Jr.) 6.7 ppg, 2.4 rpg
 F - Bruce Rich (6-4, Jr.) 5.1 ppg, 2.3 rpg

1970-71 (11-15)

G - Johnny Neumann (6-7, So.) 40.1 ppg, 6.6 rpg
 G - Dave Rhodes (6-0, So.) 13.1 ppg, 2.4 rpg
 C - Jim Farr (6-7, Jr.) 4.2 ppg, 6.8 rpg
 G/F - Danny Gunn (6-2, So.) 11.4 ppg, 4.8 rpg
 F - Duaine Boucher (6-5, Jr.) 9.6 ppg, 6.5 rpg

TOP SUBS

G - Cecil Jones (6-2, Sr.) 5.6 ppg, 2.6 rpg
 F - Bruce Rich (6-4, Sr.) 3.6 ppg, 1.8 rpg
 F - Dave Smith (6-7, So.) 4.2 ppg, 2.5 rpg

1971-72 (13-12)

G - Tom Jordan (6-1, So.) 11.1 ppg, 3.2 rpg
 G - Danny Gunn (6-2, Jr.) 8.7 ppg, 4.4 rpg
 C - Fred Cox (7-0, Sr.) 16.2 ppg, 10.8 rpg
 F - Coolidge Ball (6-5, So.) 16.8 ppg, 10.3 rpg
 F - Duaine Boucher (6-5, Sr.) 11.4 ppg, 5.9 rpg

TOP SUBS

G - David Rhodes (6-0, Jr.) 10.3 ppg, 2.0 rpg
 F - Steve Strickland (6-7, Jr.) 4.1 ppg, 2.8 rpg
 F - Dave Smith (6-7, Jr.) 2.0 ppg, 1.5 rpg

1972-73 (14-12)

G - Dean Hudson (6-3, So.) 10.7 ppg, 4.9 rpg
 G - Tom Jordan (6-1, Jr.) 9.7 ppg, 1.6 rpg
 C - Fred Cox (7-0, Sr.) 14.2 ppg, 9.8 rpg
 F - Coolidge Ball (6-5, Jr.) 13.7 ppg, 9.7 rpg
 G/F - Bob Mahoney (6-4, So.) 5.2 ppg, 3.2 rpg

TOP SUBS

F/C - Dave Downing (6-9, So.) 10.0 ppg, 6.0 rpg
 F - Dave Smith (6-7, Sr.) 3.6 ppg, 2.0 rpg
 G - David Rhodes (6-0, Sr.) 3.1 ppg, 0.6 rpg

1973-74 (15-10)

G - Dave Shepherd (5-10, Jr.) 14.3 ppg, 2.5 rpg
 G - Dean Hudson (6-3, Jr.) 7.8 ppg, 2.6 rpg
 C - Fred Cox (7-0, Sr.) 13.4 ppg, 8.2 rpg
 F - Coolidge Ball (6-5, Sr.) 11.8 ppg, 9.8 rpg
 F - Walter Actwood (6-7, Fr.) 9.8 ppg, 8.5 rpg

TOP SUBS

G - Tom Jordan (6-1, Sr.) 8.2 ppg, 1.3 rpg
 F - Matt Meibers (6-6, Jr.) 4.9 ppg, 3.5 rpg
 G - Bob Mahoney (6-4, Jr.) 4.7 ppg, 1.6 rpg

1974-75 (8-18)

G - Dave Shepherd (5-10, Sr.) 20.7 ppg, 3.1 rpg
 G - Bob Mahoney (6-4, Sr.) 10.5 ppg, 3.8 rpg
 F/C - Matt Meibers (6-6, Sr.) 12.6 ppg, 6.8 rpg
 F - Walter Actwood (6-7, So.) 13.8 ppg, 11.3 rpg
 F - Harvey Murray (6-5, Jr.) 9.8 ppg, 6.5 rpg

TOP SUBS

F - Herb Wright (6-5, Jr.) 11.8 ppg, 5.3 rpg
 G - Joe Kyles (6-2, Fr.) 2.3 ppg, 1.4 rpg
 F - George Gillom (6-4, Fr.) 1.3 ppg, 0.8 rpg

1975-76 (6-21)

G - John Billups (6-4, Jr.) 13.1 ppg, 5.6 rpg
 G - Joe Kyles (6-2, So.) 5.7 ppg, 1.9 rpg
 F - Eugene Harris (6-8, Jr.) 14.8 ppg, 9.8 rpg
 F - Walter Actwood (6-7, Jr.) 12.0 ppg, 9.3 rpg
 F - Ronnie Davis (6-7, Fr.) 9.0 ppg, 5.8 rpg

TOP SUBS

F - Harvey Murray (6-5, Sr.) 5.4 ppg, 3.9 rpg
 G - Henry Jackson (6-0, Fr.) 3.4 ppg, 1.7 rpg
 G - Jim Varner (6-1, Jr.) 2.9 ppg, 0.9 rpg

1976-77 (11-16)

G - John Billups (6-4, Sr.) 17.3 ppg, 9.8 rpg
 G - Joe Kyles (6-2, Jr.) 8.4 ppg, 2.9 rpg
 C - Walter Actwood (6-7, Sr.) 11.5 ppg, 7.4 rpg
 F - John Stroud (6-7, Fr.) 14.5 ppg, 5.1 rpg
 F - Eugene Harris (6-7, Sr.) 11.1 ppg, 6.1 rpg

TOP SUBS

G - Henry Jackson (5-11, So.) 3.8 ppg, 2.2 rpg
 G - Tom Wardo (6-4, Fr.) 3.8 ppg, 1.4 rpg
 G - Jim Varner (6-1, Jr.) 3.2 ppg, 0.6 rpg

1977-78 (10-17)

G - Joe Kyles (6-2, Sr.) 13.9 ppg, 4.2 rpg
 G - Henry Jackson (5-11, Jr.) 3.5 ppg, 2.0 rpg
 C - Kim Benson (6-9, Jr.) 5.2 ppg, 4.0 rpg
 F - John Stroud (6-7, So.) 18.1 ppg, 8.5 rpg
 F - Elston Turner (6-5, Fr.) 9.9 ppg, 7.8 rpg

TOP SUBS

G - Chris Barret (6-5, Fr.) 6.5 ppg, 1.4 rpg
 G - Tom Warda (6-4, So.) 5.1 ppg, 1.5 rpg
 F - Norman Miller (6-7, Fr.) 2.4 ppg, 2.2 rpg

1978-79 (11-16)

G - Sean Tuohy (6-1, Fr.) 3.4 ppg, 2.5 rpg
 G - Stan Malcom (6-2, Fr.) 4.6 ppg, 1.2 rpg
 C - Tim Thomas (6-7, Jr.) 6.3 ppg, 4.5 rpg
 F - John Stroud (6-7, Jr.) 26.3 ppg, 9.2 rpg
 F - Elston Turner (6-5, So.) 15.9 ppg, 6.4 rpg

TOP SUBS

G - Chris Barret (6-5, So.) 5.3 ppg, 1.9 rpg
 F - Richard Hamilton (6-4, Fr.) 3.9 ppg, 1.8 rpg
 G - Henry Jackson (5-11, Sr.) 1.6 ppg, 0.8 rpg

1979-80 (17-13)

G - Sean Tuohy (6-1, So.) 6.4 ppg, 2.1 rpg
 G - Chris Barret (6-5, Jr.) 5.6 ppg, 1.5 rpg
 C - Roger Stieg (6-8, Jr.) 4.6 ppg, 3.3 rpg
 F - John Stroud (6-7, Sr.) 25.2 ppg, 7.2 rpg
 F - Elston Turner (6-5, Jr.) 16.9 ppg, 7.0 rpg

TOP SUBS

G - Carlos Clark (6-4, Fr.) 5.7 ppg, 2.5 rpg
 G - Cecil Dowell (6-0, Fr.) 1.9 ppg, 1.8 rpg
 F - Richard Hamilton (6-5, So.) 1.2 ppg, 0.9 rpg

1980-81 (16-14)

G - Cecil Dowell (6-0, So.) 6.6 ppg, 1.6 rpg
 G - Sean Tuohy (6-1, Jr.) 5.6 ppg, 1.5 rpg
 C - Roger Stieg (6-9, So.) 7.4 ppg, 4.3 rpg
 F - Elston Turner (6-5, Sr.) 20.6 ppg, 8.1 rpg
 F - Carlos Clark (6-4, So.) 14.0 ppg, 3.9 rpg

TOP SUBS

G/F - Chris Barret (6-5, Sr.) 5.4 ppg, 1.8 rpg
 C - Tim Thomas (6-8, Jr.) 3.2 ppg, 2.7 rpg
 F - Norman Miller (6-8, Sr.) 0.8 ppg, 1.9 rpg

1981-82 (18-12)

G - Sean Tuohy (6-1, Sr.) 5.5 ppg, 1.0 rpg
 F/G - Carlos Clark (6-7, Fr.) 21.1 ppg, 4.3 rpg
 C - Roger Stieg (6-9, Jr.) 8.2 ppg, 5.0 rpg
 F - Eric Laird (6-4, Fr.) 7.9 ppg, 2.1 rpg
 F - George Buckner (6-7, Fr.) 4.7 ppg, 2.1 rpg

TOP SUBS

G - Brad Pierce (6-0, So.) 4.1 ppg, 1.0 rpg
 F - Michael Partridge (6-5, Fr.) 3.5 ppg, 3.2 rpg
 C - Tim Thomas (6-8, Sr.) 3.5 ppg, 2.8 rpg

1982-83 (19-12)

G - Cecil Dowell (6-0, Jr.) 6.5 ppg, 2.5 rpg
 F/G - Carlos Clark (6-4, Sr.) 20.4 ppg, 5.0 rpg
 C - Roger Steig (6-9, Sr.) 11.2 ppg, 5.6 rpg
 F - Eric Laird (6-4, So.) 11.2 ppg, 2.2 rpg
 F - Michael Partridge (6-5, So.) 8.0 ppg, 5.8 rpg

TOP SUBS

F - George Buckner (6-7, So.) 3.6 ppg, 3.0 rpg
 G - Brad Pierce (6-0, Jr.) 2.3 ppg, 0.6 rpg
 F - Derek Horne (6-7, Fr.) 0.3 ppg, 0.8 rpg

1983-84 (8-20)

G - Eric Laird (6-4, Jr.) 17.4 ppg, 2.0 rpg
 G - Joe Ayers (6-5, Fr.) 5.6 ppg, 3.4 rpg
 C - Sylvester Kincheon (6-11, Fr.) 4.6 ppg, 3.4 rpg
 F - Bruce Tranbarger (6-7, Fr.) 6.0 ppg, 2.6 rpg
 F - Andre Laird (6-2, Fr.) 3.6 ppg, 0.9 rpg

TOP SUBS

F - George Buckner (6-7, Jr.) 10.0 ppg, 4.4 rpg
 F - Michael Partridge (6-5, Jr.) 8.5 ppg, 4.8 rpg
 G - Cecil Dowell (6-0, Sr.) 4.8 ppg, 1.5 rpg

1984-85 (11-17)

G - Eric Laird (6-4, Sr.) 16.5 ppg, 2.7 rpg
 G - Joe Ayers (6-5, So.) 12.5 ppg, 4.1 rpg
 C - Derek Horne (6-7, Jr.) 4.3 ppg, 4.8 rpg
 F - Curtis Ritchwood (6-6, Jr.) 14.3 ppg, 7.4 rpg
 F - Andre Laird (6-1, So.) 3.8 ppg, 1.4 rpg

TOP SUBS

G - Joe Coleman (6-1, Fr.) 6.1 ppg, 1.7 rpg
 F - Don Royster (6-7, So.) 5.8 ppg, 3.7 rpg
 C - Todd Robinson (6-9, Fr.) 1.7 ppg, 1.5 rpg

1985-86 (12-17)

G - Roderick Barnes (6-1, So.) 10.2 ppg, 2.7 rpg
 G - Joe Ayers (6-5, Jr.) 8.4 ppg, 2.6 rpg
 C - Derek Horne (6-7, Sr.) 2.8 ppg, 3.0 rpg
 F - Eric Smith (6-6, Jr.) 17.5 ppg, 6.8 rpg
 F - Curtis Ritchwood (6-6, Sr.) 13.3 ppg, 7.5 rpg

TOP SUBS

G - Joe Coleman (6-1, So.) 6.9 ppg, 1.1 rpg
 C - Ronnie Sims (6-9, Jr.) 4.3 ppg, 2.9 rpg
 F - Bruce Tranbarger (6-7, So.) 3.0 ppg, 1.5 rpg

1986-87 (15-14)

G - Joe Ayers (6-5, Sr.) 13.7 ppg, 3.9 rpg
 G - Roderick Barnes (6-1, Jr.) 11.6 ppg, 2.9 rpg
 C - Ronnie Sims (6-9, Sr.) 10.8 ppg, 5.4 rpg
 F - Eric Smith (6-6, Sr.) 13.2 ppg, 8.0 rpg
 F - Charles Prater (6-4, Jr.) 12.0 ppg, 5.2 rpg

TOP SUBS

G - Ronnie Miller (6-1, Jr.) 3.9 ppg, 1.7 rpg
 F - Bruce Tranbarger (6-7, Jr.) 1.6 ppg, 1.1 rpg
 G - Keith Kessinger (6-2, So.) 3.6 ppg, 0.3 rpg

1987-88 (13-16)

G - Roderick Barnes (6-1, Sr.) 19.0 ppg, 4.2 rpg
 G - Tim Jumper (6-3, Fr.) 13.6 ppg, 2.7 rpg
 C - Sean Murphy (6-11, Jr.) 7.0 ppg, 5.2 rpg
 F - Charles Prater (6-4, Sr.) 16.0 ppg, 6.9 rpg
 F - Mike Paul (6-8, Jr.) 3.3 ppg, 2.7 rpg

TOP SUBS

G - Ronnie Miller (6-2, Sr.) 4.2 ppg, 1.7 rpg
 F - Greg Turner (6-5, Fr.) 2.1 ppg, 2.3 rpg
 F - Edgar Ward (6-6, Fr.) 1.8 ppg, 1.6 rpg

1988-89 (15-15)

G - John Matthews (5-10, So.) 7.6 ppg, 2.7 rpg
 G - Tim Jumper (6-3, So.) 12.6 ppg, 3.9 rpg
 C - Sean Murphy (6-11, So.) 5.8 ppg, 6.6 rpg
 F - Gerald Glass (6-6, Jr.) 28.0 ppg, 8.5 rpg
 F - Mike Paul (6-8, Sr.) 6.7 ppg, 4.8 rpg

TOP SUBS

G - David Midlick (6-0, Fr.) 7.0 ppg, 1.2 rpg
 F - Greg Turner (6-5, So.) 5.4 ppg, 3.0 rpg
 G - Hunter Atkins (6-3, Fr.) 5.7 ppg, 2.1 rpg

1989-90 (13-17)

G - John Matthews (5-10, Jr.) 5.6 ppg, 1.5 rpg
 G - Tim Jumper (6-3, Jr.) 11.8 ppg, 3.2 rpg
 C - Sean Murphy (6-11, Jr.) 5.5 ppg, 6.0 rpg
 F - Gerald Glass (6-6, Sr.) 24.1 ppg, 7.6 rpg
 F - Joe Harvell (6-7, Fr.) 13.2 ppg, 5.4 rpg

TOP SUBS

C - Patrick Eddie (6-11, Jr.) 7.2 ppg, 6.0 rpg
 G - David Midlick (6-0, So.) 4.6 ppg, 1.0 rpg
 F - James Bailey (6-6, Fr.) 2.3 ppg, 1.7 rpg

1990-91 (9-19)

G - Dondi Flemister (6-3, Fr.) 7.4 ppg, 2.6 rpg
 G - Tim Jumper (6-3, Sr.) 12.5 ppg, 4.0 rpg
 C - Sean Murphy (6-11, Sr.) 5.5 ppg, 6.1 rpg
 F - Joe Harvell (6-7, So.) 17.4 ppg, 5.6 rpg
 F - Patrick Eddie (6-11, Sr.) 8.6 ppg, 5.4 rpg

TOP SUBS

G - David Midlick (6-0, Jr.) 5.8 ppg, 1.4 rpg
 F - Stephen Davis (6-6, Fr.) 5.0 ppg, 1.6 rpg
 F - James Bailey (6-6, So.) 4.4 ppg, 3.6 rpg

1991-92 (11-17)

G - Dondi Flemister (6-3, So.) 7.6 ppg, 3.2 rpg
 G - Kevin Watkins (6-2, Jr.) 12.9 ppg, 4.1 rpg
 C - Kelvin Scales (6-8, Jr.) 9.1 ppg, 5.6 rpg
 F - Joe Harvell (6-7, Jr.) 25.0 ppg, 5.9 rpg
 F - James Bailey (6-5, Jr.) 6.0 ppg, 4.6 rpg

TOP SUBS

G - Cedric Brim (6-1, Fr.) 4.9 ppg, 1.9 rpg
 C - Wes Hardin (7-0, Fr.) 4.0 ppg, 2.5 rpg
 G - Don Jenkins (6-3, Jr.) 3.2 ppg, 2.8 rpg

1992-93 (10-18)

G - Kevin Watkins (6-2, Sr.) 16.5 ppg, 3.5 rpg
 G - Cedric Brim (6-1, So.) 3.6 ppg, 1.3 rpg
 C - David Dean (7-1, Jr.) 6.4 ppg, 5.1 rpg
 F - Joe Harvell (6-7, Sr.) 17.7 ppg, 5.4 rpg
 F - Jarrell Evans (6-6, Jr.) 7.0 ppg, 6.1 rpg

TOP SUBS

G - Juha Luhtanen (6-4, Jr.) 6.4 ppg, 1.9 rpg
 F - Dillard Quick (6-7, Sr.) 5.4 ppg, 3.5 rpg
 F - Kelvin Scales (6-8, Sr.) 2.9 ppg, 2.3 rpg

1993-94 (14-13)

G - Walsh Jordan (6-1, Jr.) 4.9 ppg, 1.6 rpg
 G - David Johnson (6-2, Jr.) 15.1 ppg, 4.2 rpg
 C - David Dean (7-1, Sr.) 9.4 ppg, 6.5 rpg
 F - Jarrell Evans (6-6, Sr.) 11.9 ppg, 6.6 rpg
 F - Ervin Garnes (6-4, Jr.) 12.6 ppg, 4.9 rpg

TOP SUBS

F - J.J. Sims (6-7, So.) 6.4 ppg, 3.9 rpg
 G - Fred Johnigan (6-4, Jr.) 4.3 ppg, 4.0 rpg
 F - Keith Peel (6-9, Sr.) 2.5 ppg, 2.9 rpg

1994-95 (8-19)

G - Cedric Brim (6-1, Sr.) 8.6 ppg, 2.7 rpg
 G - David Johnson (6-2, Sr.) 13.5 ppg, 3.4 rpg
 F - John Jackson (6-7, Jr.) 9.6 ppg, 5.1 rpg
 F - Fred Johnigan (6-4, Sr.) 7.2 ppg, 4.8 rpg
 F - Anthony Boone (6-7, Fr.) 11.6 ppg, 5.0 rpg

TOP SUBS

F - J.J. Sims (6-7, Jr.) 9.9 ppg, 4.6 rpg
 F - Ansu Sesay (6-9, Fr.) 7.2 ppg, 3.8 rpg
 G - Robert Butler (6-3, So.) 5.2 ppg, 2.0 rpg

1995-96 (12-15)

G - Michael White (6-1, Fr.) 5.4 ppg, 1.8 rpg
 G - Keith Carter (6-4, Sr.) 13.8 ppg, 5.4 rpg
 F - Ansu Sesay (6-9, So.) 10.6 ppg, 5.8 rpg
 F - Jason Smith (6-6, Fr.) 9.2 ppg, 4.9 rpg
 F - Anthony Boone (6-7, So.) 6.2 ppg, 6.2 rpg

TOP SUBS

G - Joezon Darby (6-2, So.) 9.3 ppg, 2.6 rpg
 F - John Jackson (6-7, Sr.) 6.6 ppg, 3.7 rpg
 F - Ervin Garnes (6-4, Sr.) 4.1 ppg, 3.2 rpg

1996-97 (20-9)

G - Michael White (6-1, So.) 4.4 ppg, 1.8 rpg
 G - Keith Carter (6-4, So.) 12.1 ppg, 4.2 rpg
 F - Ansu Sesay (6-9, Jr.) 14.8 ppg, 7.9 rpg
 F - Jason Smith (6-6, So.) 11.4 ppg, 5.8 rpg
 F - Anthony Boone (6-7, Jr.) 7.0 ppg, 3.9 rpg

TOP SUBS

G - Joezon Darby (6-2, Jr.) 10.5 ppg, 2.2 rpg
 F - Jon Cantrell (6-8, So.) 3.9 ppg, 1.8 rpg
 F - Johnnie Rogers (6-9, So.) 2.8 ppg, 3.5 rpg

1997-98 (22-7)

G - Michael White (6-1, Jr.) 5.4 ppg, 2.0 rpg
 G - Keith Carter (6-4, Jr.) 14.8 ppg, 6.2 rpg
 F - Ansu Sesay (6-9, Sr.) 18.6 ppg, 7.6 rpg
 F - Jason Smith (6-6, Jr.) 9.8 ppg, 6.5 rpg
 F - Anthony Boone (6-7, Sr.) 5.3 ppg, 4.1 rpg

TOP SUBS

G - Joezon Darby (6-2, Sr.) 11.7 ppg, 2.4 rpg
 G - Jason Flanigan (6-1, Fr.) 4.1 ppg, 1.6 rpg
 F - Johnnie Rogers (6-9, Jr.) 3.2 ppg, 2.8 rpg

1998-99 (20-13)

G - Michael White (6-1, Sr.) 5.2 ppg, 1.9 rpg
 G - Jason Flanigan (6-1, So.) 4.8 ppg, 2.6 rpg
 G - Keith Carter (6-4, Sr.) 16.4 ppg, 4.6 rpg
 F - Jason Smith (6-6, Sr.) 12.9 ppg, 5.6 rpg
 F - Marcus Hicks (6-6, Jr.) 11.7 ppg, 5.4 rpg

TOP SUBS

F - Rahim Lockhart (6-8, So.) 7.4 ppg, 4.9 rpg
 G - Jason Harrison (5-5, Fr.) 6.3 ppg, 1.7 rpg
 F - Johnnie Rogers (6-9, Sr.) 4.1 ppg, 3.0 rpg

1999-2000 (19-14)

G - Jason Harrison (5-5, So.) 9.4 ppg, 2.8 rpg
 G - Jason Flanigan (6-1, Jr.) 8.4 ppg, 2.9 rpg
 F - Rahim Lockhart (6-8, Jr.) 12.2 ppg, 8.4 rpg
 F - LaTaryl Williams (6-7, Sr.) 9.0 ppg, 3.5 rpg
 F - Marcus Hicks (6-6, Sr.) 14.3 ppg, 5.9 rpg

TOP SUBS

F - Darrrian Brown (6-6, So.) 6.9 ppg, 3.1 rpg
 G - Emmanuel Wade (6-3, Fr.) 4.9 ppg, 1.7 rpg
 G - Jason Holmes (6-5, Jr.) 3.3 ppg, 1.6 rpg

2000-01 (27-8)

G - Jason Flanigan (6-1, Sr.) 7.1 ppg, 3.1 rpg
 G - David Sanders (6-3, So.) 3.6 ppg, 2.7 rpg
 F - Rahim Lockhart (6-8, Sr.) 13.0 ppg, 8.1 rpg
 F - Justin Reed (6-8, Fr.) 11.0 ppg, 5.9 rpg
 F - Jason Holmes (6-5, Sr.) 6.3 ppg, 2.6 rpg

TOP SUBS

G - Aaron Harper (6-7, Fr.) 9.2 ppg, 2.9 rpg
 G - Jason Harrison (5-5, Jr.) 7.1 ppg, 1.9 rpg
 G - Emmanuel Wade (6-3, So.) 4.4 ppg, 1.8 rpg

2001-02 (20-11)

G - Jason Harrison (5-5, Sr.) 9.7 ppg, 1.7 rpg
 G - David Sanders (6-3, Jr.) 12.5 ppg, 4.6 rpg
 F - Justin Reed (6-8, So.) 14.6 ppg, 6.6 rpg
 F - Derrick Allen (6-8, Jr.) 8.9 ppg, 5.9 rpg
 F - Aaron Harper (6-7, So.) 11.9 ppg, 4.3 rpg

TOP SUBS

G - Emmanuel Wade (6-3, Jr.) 7.0 ppg, 3.3 rpg
 F/G - Kendrick Fox (6-7, Fr.) 2.2 ppg, 0.9 rpg
 F - Richard Kirklin (6-9, Jr.) 1.6 ppg, 1.0 rpg

2002-03 (14-15)

G - David Sanders (6-3, Sr.) 10.1 ppg, 3.9 rpg
 G - Trey Pearson (6-4, Jr.) 4.7 ppg, 2.9 rpg
 F - Justin Reed (6-8, Jr.) 15.4 ppg, 5.3 rpg
 F - Derrick Allen (6-8, Sr.) 8.2 ppg, 4.9 rpg
 F - Aaron Harper (6-7, Jr.) 12.2 ppg, 3.7 rpg

TOP SUBS

G - Emmanuel Wade (6-3, Sr.) 8.5 ppg, 2.7 rpg
 F/C - John Gunn (6-10, Jr.) 2.8 ppg, 1.8 rpg
 G - Justin Johnson (6-0, So.) 2.4 ppg, 0.6 rpg

2003-04 (13-15)

G - Todd Abernethy (6-1, Fr.) 5.4 ppg, 1.5 rpg
 G - Justin Johnson (6-0, Jr.) 5.3 ppg, 1.9 rpg
 F - Justin Reed (6-8, Sr.) 18.5 ppg, 7.5 rpg
 F - Tommie Eddie (6-7, Jr.) 5.3 ppg, 3.0 rpg
 F - Aaron Harper (6-7, Sr.) 16.5 ppg, 5.1 rpg

TOP SUBS

F/G - Kendrick Fox (6-7, Jr.) 5.1 ppg, 2.5 rpg
 G - Ed Glass (6-2, Jr.) 1.9 ppg, 1.3 rpg
 G - Bam Doyno (6-4, Fr.) 1.5 ppg, 1.4 rpg

2004-05 (14-17)

G - Cavadas Nunnery (5-9, Sr.) 3.1 ppg, 1.9 rpg
 G - Justin Johnson (6-0, Sr.) 5.5 ppg, 1.4 rpg
 F - Tommie Eddie (6-7, Sr.) 11.3 ppg, 4.4 rpg
 F - Kendrick Fox (6-7, Sr.) 7.6 ppg, 3.0 rpg
 F - Londrick Nolen (6-6, Jr.) 9.8 ppg, 4.4 rpg

TOP SUBS

G - Todd Abernethy (6-1, So.) 8.3 ppg, 2.8 rpg
 F - Marvin Moore (6-6, Sr.) 5.7 ppg, 3.1 rpg
 G/F - Brandon Patterson (6-6, Fr.) 5.1 ppg, 2.0 rpg

2005-06 (14-16)

G - Todd Abernethy (6-1, Jr.) 8.6 ppg, 2.6 rpg
 G - Bam Doyno (6-4, Jr.) 9.0 ppg, 4.0 rpg
 C - Dwayne Curtis (6-8, So.) 13.6 ppg, 7.6 rpg
 F - Jermy Parnell (6-8, So.) 4.8 ppg, 2.9 rpg
 F - Londrick Nolen (6-6, Sr.) 8.6 ppg, 4.5 rpg

TOP SUBS

G - Clarence Sanders (6-2, Jr.) 9.1 ppg, 1.3 rpg
 F - Trey Hampton (6-7, Fr.) 4.5 ppg, 2.2 rpg
 G - Brandon Patterson (6-6, So.) 2.8 ppg, 1.3 rpg

2006-07 (21-13)

G - Todd Abernethy (6-1, Sr.) 11.2 ppg, 3.0 rpg
 G - Clarence Sanders (6-1, Sr.) 16.1 ppg, 2.5 rpg
 G - Bam Doyno (6-4, Sr.) 14.9 ppg, 4.3 rpg
 C - Dwayne Curtis (6-8, Jr.) 12.2 ppg, 8.3 rpg
 F - Kenny Williams (6-8, Jr.) 7.1 ppg, 5.7 rpg

TOP SUBS

F/C - Jermei Parnell (6-8, Jr.) 4.9 ppg, 4.0 rpg
 G - Eniel Polynice (6-5, Fr.) 3.9 ppg, 2.2 rpg
 F - Trey Hampton (6-7, So.) 2.2 ppg, 1.7 rpg

2007-08 (24-11)

G - Chris Warren (5-10, Fr.) 15.8 ppg, 2.0 rpg
 G - David Hueratas (6-5, So.) 10.7 ppg, 3.7 rpg
 G - Eniel Polynice (6-5, So.) 10.7 ppg, 5.3 rpg
 C - Dwayne Curtis (6-8, Sr.) 14.9 ppg, 9.6 rpg
 F - Kenny Williams (6-8, Sr.) 8.5 ppg, 6.6 rpg

TOP SUBS

G - Zach Graham (6-5, Fr.) 5.9 ppg, 2.7 rpg
 G - Trevor Gaskins (6-2, Fr.) 5.9 ppg, 1.5 rpg
 F - Jermei Parnell (6-8, Sr.) 3.7 ppg, 3.3 rpg

2008-09 (16-15)

G - Terrico White (6-5, Fr.) 13.7 ppg, 3.4 rpg
 G - David Hueratas (6-5, Jr.) 18.1 ppg, 4.5 rpg
 G - Zach Graham (6-5, So.) 8.5 ppg, 3.1 rpg
 F - Murphy Holloway (6-7, Fr.) 8.4 ppg, 6.6 rpg
 F - Malcolm White (6-9, So.) 7.2 ppg, 5.7 rpg
 *G - Chris Warren (5-10, So.) 19.6 ppg, 1.5 rpg
 *Started first 11 games of season before injured

TOP SUBS

F - Terrance Henry (6-9, Fr.) 4.2 ppg, 3.6 rpg
 F - DeAundre Cranston (6-9, Jr.) 3.1 ppg, 4.2 rpg
 G - Will Bogan (6-1, Fr.) 2.3 ppg, 0.8 rpg

2009-10 (24-11)

G - Chris Warren (5-10, Jr.) 17.2 ppg, 2.0 rpg
 G - Terrico White (6-5, So.) 15.1 ppg, 4.6 rpg
 G - Eniel Polynice (6-5, Jr.) 8.8 ppg, 4.1 rpg
 F - Murphy Holloway (6-7, So.) 10.1 ppg, 7.6 rpg
 F - DeAundre Cranston (6-9, Sr.) 3.5 ppg, 4.1 rpg

TOP SUBS

G - Zach Graham (6-6, Jr.) 9.2 ppg, 3.1 rpg
 F - Terrance Henry (6-9, So.) 6.4 ppg, 3.7 rpg
 F - Reginald Buckner (6-8, Fr.) 4.1 ppg, 4.5 rpg

2010-11 (20-14)

G - Chris Warren (5-10, Sr.) 19.1 ppg, 2.2 rpg
 G - Zach Graham (6-6, Sr.) 14.2 ppg, 4.5 rpg
 G - Nick Williams (6-4, So.) 6.2 ppg, 4.0 rpg
 F - Terrance Henry (6-9, Jr.) 9.7 ppg, 6.0 rpg
 F - Reginald Buckner (6-9, So.) 6.8 ppg, 6.4 rpg

TOP SUBS

G - Dundercous Nelson (5-11, Fr.) 7.2 ppg, 1.5 rpg
 G - Trevor Gaskins (6-2, Jr.) 6.1 ppg, 2.8 rpg
 F - Steadman Short (6-9, Jr.) 3.2 ppg, 3.8 rpg

2011-12 (20-14)

G - Jarvis Summers (6-4, Fr.) 10.4 ppg, 2.4 rpg
 G - Nick Williams (6-4, Jr.) 10.1 ppg, 3.4 rpg
 F - Terrance Henry (6-9, Sr.) 12.5 ppg, 4.3 rpg
 F - Murphy Holloway (6-7, Jr.) 11.2 ppg, 9.0 rpg
 F - Reginald Buckner (6-9, Jr.) 6.9 ppg, 8.1 rpg

TOP SUBS

G - LaDarius White (6-6, Fr.) 5.4 ppg, 1.7 rpg
 F - Demarco Cox (6-8, So.) 3.2 ppg, 2.9 rpg
 F - Aaron Jones (6-8, Fr.) 1.4 ppg, 1.9 rpg

2012-13 (27-9)

G - Jarvis Summers (6-3, So.) 9.1 ppg, 1.8 rpg
 G - Nick Williams (6-4, Sr.) 8.0 ppg, 1.8 rpg
 G - Marshall Henderson (6-2, Jr.) 20.1 ppg, 3.1 rpg
 F - Murphy Holloway (6-7, Sr.) 14.5 ppg, 9.7 rpg
 F - Reginald Buckner (6-9, Sr.) 9.4 ppg, 7.5 rpg

TOP SUBS

G - LaDarius White (6-6, So.) 6.4 ppg, 3.0 rpg
 G - Derrick Millingahus (5-10, Fr.) 5.3 ppg, 1.4 rpg
 F - Aaron Jones (6-8, So.) 3.5 ppg, 4.1 rpg

2013-14 (19-14)

G - Jarvis Summers (6-3, Jr.) 17.3 ppg, 1.9 rpg
 G - LaDarius White (6-6, Jr.) 7.1 ppg, 3.0 rpg
 G - Marshall Henderson (6-2, Sr.) 19.0 ppg, 1.9 rpg
 F - Aaron Jones (6-9, Jr.) 6.0 ppg, 6.6 rpg
 F - Sebastian Saiz (6-9, Fr.) 5.1 ppg, 5.6 rpg

TOP SUBS

F - Anthony Perez (6-9, So.) 7.1 ppg, 3.5 rpg
 G - Derrick Millingahus (5-10, So.) 6.6 ppg, 1.7 rpg
 G - Martavious Newby (6-2, So.) 3.2 ppg, 3.2 rpg

2014-15 (21-13)

G - Jarvis Summers (6-3, Sr.) 12.0 ppg, 1.8 rpg
 G - Martavious Newby (6-3, Jr.) 4.0 ppg, 5.4 rpg
 G - Stefan Moody (5-10, Jr.) 16.6 ppg, 3.4 rpg
 F - M.J. Rhett (6-9, Sr.) 7.4 ppg, 4.6 rpg
 F - Sebastian Saiz (6-9, So.) 7.6 ppg, 5.5 rpg

TOP SUBS

G - LaDarius White (6-6, Sr.) 11.1 ppg, 3.2 rpg
 C - Dwight Coleby (6-10, So.) 5.4 ppg, 4.8 rpg
 G - Terence Smith (6-3, Sr.) 3.9 ppg, 1.2 rpg

2015-16 (20-12)

G - Stefan Moody (5-10, Sr.) 23.6 ppg, 3.2 rpg
 G - Martavious Newby (6-3, Sr.) 4.9 ppg, 5.4 rpg
 G - Rasheed Brooks (6-5, Jr.) 8.3 ppg, 3.3 rpg
 F - Tomasz Gielo (6-9, Sr.) 9.9 ppg, 4.3 rpg
 F - Sebastian Saiz (6-9, Jr.) 11.7 ppg, 8.7 rpg

TOP SUBS

F - Anthony Perez (6-9, Sr.) 7.0 ppg, 4.1 rpg
 F - Marcanvis Hymon (6-7, So.) 6.1 ppg, 5.2 rpg
 G - Donte Fitzpatrick-Dorsey (6-5, Fr.) 3.7 ppg, 1.2 rpg

2016-17 (22-14)

G - Breein Tyree (6-2, Fr.) 7.3 ppg, 1.9 apg
 G - Deandre Burnett (6-2, Jr.) 16.5 ppg, 2.1 rpg
 G - Terence Davis (6-4, So.) 14.9 ppg, 5.3 rpg
 F - Marcanvis Hymon (6-7, Jr.) 3.5 ppg, 5.0 rpg
 F - Sebastian Saiz (6-9, Sr.) 15.1 ppg, 11.4 rpg

TOP SUBS

F - Justas Furmanavicius (6-7, Jr.) 6.3 ppg, 5.0 rpg
 G - Cullen Neal (6-4, Jr.) 9.4 ppg, 1.7 rpg
 G - Rasheed Brooks (6-5, Sr.) 6.4 ppg, 2.6 rpg

2017-18 (12-20)

G - Breein Tyree (6-2, So.) 10.8 ppg, 2.8 apg
 G - Markel Crawford (6-4, Gr.) 9.2 ppg, 1.2 spg
 G - Terence Davis (6-4, Jr.) 13.8 ppg, 6.2 rpg
 F - Marcanvis Hymon (6-7, Sr.) 4.4 ppg, 5.0 rpg
 F - Bruce Stevens (6-8, Jr.) 10.8 ppg, 5.3 rpg

TOP SUBS

G - Deandre Burnett (6-2, Sr.) 13.5 ppg, 3.9 apg
 G - Devontae Shuler (6-2, Fr.) 6.0 ppg, 1.0 spg
 F - Justas Furmanavicius (6-7, Sr.) 3.2 ppg, 3.0 rpg
 C - Dominik Olejniczak (7-0, So.) 4.3 ppg, 2.6 rpg

2018-19 (20-13)

G - Devontae Shuler (6-2, So.) 10.3 ppg, 1.7 spg
 G - Breein Tyree (6-2, Jr.) 17.9 ppg, 2.8 apg
 G - Terence Davis (6-4, Sr.) 15.1 ppg, 5.8 rpg
 G/F - Blake Hinson (6-7, Fr.) 8.3 ppg, 2.9 rpg
 C - Dominik Olejniczak (7-0, Jr.) 5.3 ppg, 3.0 rpg

TOP SUBS

F - Bruce Stevens (6-8, Sr.) 8.5 ppg, 4.4 rpg
 F - KJ Buffen (6-7, Fr.) 6.0 ppg, 4.4 rpg
 G - D.C. Davis (5-11, Sr.) 2.2 ppg, 1.5 rpg

2019-20 (15-17)

G - Devontae Shuler (6-2, Jr.) 11.7 ppg, 1.7 spg
 G - Breein Tyree (6-2, Sr.) 19.7 ppg, 2.5 apg
 G/F - Blake Hinson (6-7, So.) 10.1 ppg, 4.6 rpg
 F - KJ Buffen (6-7, So.) 10.1 ppg, 6.1 rpg
 F - Khadim Sy (6-10, Jr.) 9.0 ppg, 5.5 rpg

TOP SUBS

G/F - Luis Rodriguez (6-6, So.) 5.8 ppg, 5.2 rpg
 G - Bryce Williams (6-2, Jr.) 3.1 ppg, 0.6 spg
 G - Austin Crowley (6-5, Fr.) 2.8 ppg, 1.7 apg

2020-21 (16-12)

G - Devontae Shuler (6-2, Sr.) 15.3 ppg, 3.3 apg
 G - Jarkel Joiner (6-1, Jr.) 12.0 ppg, 1.1 spg
 G/F - Luis Rodriguez (6-6, So.) 7.6 ppg, 6.3 rpg
 F - KJ Buffen (6-7, Jr.) 8.4 ppg, 4.5 rpg
 F - Romello White (6-8, Gr.) 11.4 ppg, 6.0 rpg

TOP SUBS

G - Matthew Murrell (6-4, Fr.) 4.2 ppg, 2.0 rpg
 F - Robert Allen (6-8, Jr.) 3.6 ppg, 3.2 rpg
 G - Austin Crowley (6-5, So.) 2.4 ppg, 1.5 rpg

2021-22 (13-19)

G - Jarkel Joiner (6-1, Sr.*) 13.2 ppg,
 G - Matthew Murrell (6-4, So.), 12.1 ppg, 3.0 rpg
 G/F - Luis Rodriguez (6-6, Jr.), 6.6 ppg, 5.5 rpg
 F - Jaemyn Brakefield (6-8, So.), 7.7 ppg, 4.2 rpg
 C - Nysier Brooks (7-0, Sr.), 9.8 ppg, 7.3 rpg

TOP SUBS

G - Daeshun Ruffin (5-9, Fr.) 12.6 ppg, 3.4 apg
 G - Tye Fagan (6-3, Sr.*) 7.1 ppg, 3.0 rpg
 G - Austin Crowley (6-5, Jr.) 4.9 ppg, 1.7 rpg

ALL-TIME LETTERMEN

— A —

Abernathy, Lewis McLaurine (Dugan), 1952-53-54
 Abernethy, Todd, G, 2004-05co-c, 06co-c, 07co-c
 Actwood, Walter, F, 1974-75-76, 77c
 Agee, Sam, F, 2004
 Ainsworth, Sterling, C, 1960-61-62
 Aldridge, Scott, mgr., 1997-98-99-2000
 Aldy, Ronnie, G, 1967-68
 Allen, Bo, F, 1988
 Allen, Derrick, F, 2002-03c
 Allen, Robert, F, 2021-22
 Anderson, Jimmie Hall, G-C, 1934
 Aniefiok, Maurice, G, 2012
 Atherton, Jim Tom, G, 1957-58-59
 Atkins, Hunter G, 1989
 Austin, L.F., 1911
 Austin, Oliver, F, 1909-10; 1912
 Avery, Jack, F, 1931
 Ayers, Joe, F, 1984-85-86-87

— B —

Bailey, James, F, 1990-91-92c
 Bailey, Robert W., 1913
 Baird, Gaylon, C, 1970-71
 Ball, Coolidge, F, 1972-73-74c
 Ball, John H., F, 1914
 Barkley, Thomas, G, 1924
 Barksdale, Jack, G, 1955
 Barnes, Chuck, G, 1990
 Barnes, Roderick, G, 1985-86-87-88
 Barrett, Chris, G, 1978-79-80-81
 Beddenfield, Marcus, G, 1933
 Below, Lane, G, 2017-18
 Benson, Kim, C, 1978
 Berry, George, 1931
 Berryhill, Herman E., C, 1933-34
 Billips, John, G-F, 1976-77
 Bishop, Smith, F, 1915
 Blackledge, W.T., C, 1947-48
 Blackwell, Ance, G, 1939-40
 Bobe, James, F, 1964-65
 Bogan, Will, G, 2009; 2011
 Bogen, Edward J. (Josh), mgr., 1929
 Bolton, Bill, C, 1961-62-63
 Boone, Anthony, F, 1995-96-97-98
 Boone, Michael, F, 1997-98
 Boucher, Duaine, F, 1970-71-72c
 Boutwell, George, G, 1929-30-31
 Brackeen, Denver, C, 1954-55
 Bradley, Kimble, G, 1938-39
 Brakefield, Jaemyn, F, 2022
 Branham, Alfred, F, 1917
 Brawner, Jerry, C, 1967-68-69
 Breland, R.Q., F, 1923-24
 Brent, Charlton, G, 1930



Point guard Todd Abernethy was a three-time team captain in 2005, 2006 and 2007.

Bridges, Roy, G, 1917
 Brim, Cedric, G, 1992-93-94-95c
 Brinson, Alonzo, G, 1926-27
 Britt, Alvin, G-F, 1932-33-34
 Britt, Howard, 1936
 Brooks, Nysier, C, 2022
 Brooks, Rasheed, G, 2016-17
 Brown, Bryan, G, 2003
 Brown, Carter, F, 1957-58
 Brown, Darrian, G, 1999-2000
 Brown, Kiah, G, 2007
 Brown, Ryan, G, 2008-09
 Bruce, Johnny, F, 1945-46
 Brutus, Terry, F, 2013-15
 Bryson, Cecil, G, 1925-26-27
 Buchanan, Oscar, F, 1943
 Buckner, George, F, 1982-83
 Buckner, Reginald, F, 2010-11-12-13
 Buffen, KJ, F, 2019-20-21
 Burhorn, Chuck, F, 1966-67
 Burke, Webster, G, 1925-26-27
 Burks, Anthony, F/C, 1997
 Burnett, Deandre, G, 2017-18
 Burnett, Loren, G, 1941
 Burnside, Andre, F, 1995
 Busby, Ray, G, 1948-49
 Butler, Robert, G, 1994-95
 Butler, Tom, C-F, 1968-69-70
 Bynum, Jerry, G, 1953-54-55-56

— C —

Cahall, Billy, G, 1911-12
 Caldwell, Danny, G, 1961
 Caldwell, Jeff, mgr., 1991-92
 Cantinol, Kevin, F, 2009
 Cantrell, Jon, F, 1996-97-98
 Capers, Jamie, mgr., 1995-96-97-98
 Capello, Harry, 1940
 Carlson, Cully, G-F, 1936-37
 Carpenter, Hunter, G, 1996-97-98-99co-c
 Carter, Keith, G, 1996-97-98-99co-c
 Chamblee, Rodney, C, 1967-68-69
 Chandler, Lane T., 1912-14
 Childers, Jimmy, C, 1950-51-52
 Childs, Marlon, F, 1995-96
 Clark, Carlos, G, 1980-81-82-83
 Clay, George, C, 1936-37-38
 Coddington, Jake, F, 2016
 Coghlan, Ken, G, 1982-83-84
 Coleby, Dwight, C, 2014-15
 Coleman, Joe, G, 1985-86
 Coleman, Ron, G, 1968-69-70
 Collum, Antavion, F, 2020-21
 Cook, Marion (Rabbit), G, 1947-48-49-50
 Cox, Demarco, C, 2011-12-13-14
 Cox, Fred, C, 1972-73-74
 Cranston, DeAundre, F, 2009-10
 Crawford, Eddie, F, 1955
 Crawford, Markel, G, 2018
 Crowley, Austin, G, 2020-21-22
 Curry, Carlos, F, 2020
 Curtis, Chester, F, 1933-34-35
 Curtis, Corwin, mgr., 1996-97; 1999
 Curtis, Dwayne, C, 2006co-c, 07-08
 Cutrer, Louis, G, 1925-26

— D —

Darby, Jozon, G, 1996-97-98
 Davidson, Ron, C-F, 1962-63-64
 Davidson, J.W. (Wobble), G, 1940, 42
 Davis, D.C., G, 2018-19
 Davis, Monte, F, 1942
 Davis, Paul, G, 1943
 Davis, Ronnie, G, 1976
 Davis, Stephen, F, 1991
 Davis, Terence, G, 2016-17-18-19
 Dean, David, C, 1993-94
 Dean, Joe, F, 1965
 Dowell, Cecil, G, 1980-81, 83-84
 Downing, Dave, F, 1973
 Doyle, L.A., C, 1919
 Doyne, Bam, G, 2004-05-06-07co-c
 Drum, Rob, F, 1981

Dunn, Eddie, G, 1964-65-66
 Dunn, Geoff, mgr., 1994-95-96
 Dupoy, Jim, F, 1949

— E —

Eddie, Patrick, F, 1990-91
 Eddie, Tommie, F, 2004-05
 Edmonds, El, F-G, 1961-62-63
 Edmonds, Mel, G, 1961-62-63
 Egger, Burnell, C, 1939c
 Emanuel, Elijah, G-F, 1976-77
 Engstrom, John, C, 1999-2000-01
 Enright, Jack, G, 1946
 Escobar, J.T., 2016
 Estes, Ronald, C, 1953
 Evans, Jarrell, F, 1993-94
 Evans, Joseph P., 1918

— F —

Fagan, Tye, G, 2022
 Farese, Steve, F, 1969-71
 Farley, Tommy, G, 1961-62
 Farmer, Wm. Ernest, G, 1931
 Farr, Jim, F-C, 1970-71-72
 Favre, Elkin (Spider), F-C, 1938
 Field, Richard J., F, 1916-17
 Finley, Sam, G, 2016
 Fitzgerald, Edmond, G, 1992-93-94
 Fitzpatrick-Dorsey, Donte, G, 2016-17
 Flack, Jackie, F, 1941
 Flanigan, Jason, G, 1998-99-2000-01c
 Flemister, Dondi, G, 1991-92-93
 Fletcher, Bob, C, 1949
 Fletcher, Spence, trn., 1990, 1993-94
 Flowers, Graydon, C, 1921-22-23
 Foose, Sam Jr., F, 1936
 Ford, Gordon, mgr., 1984
 Ford, Joe W., F, 1920-21
 Ford, Wm Gobel, F, 2020-21-22
 Fox, Kendrick, F/G, 2002-03-04-05co-c
 Fuller, Donny, mgr., 1978
 Fulton, Charles W., 1916
 Furmanavicius, Justas, F, 2017-18

— G —

Gaddis, Jack T., G, 1914
 Galey, Charles (Red), G, 1946
 Garner, Carlton, F, 1956-57-58
 Garnes, Ervin, G-F, 1994-96c
 Garretts, Troy, G, 1990
 Gaskins, Trevor, G, 2008; 2010-11
 Gibbon, Joe, F, 1954-55-56-57
 Gielo, Tomasz, F, 2016
 Gillom, George, F, 1975-77
 Gladding, Chick, 1940
 Glass, Ed, G, 2004-05
 Glass, Gerald, F, 1989-90c
 Goldman, Orlando Adams, F, 1943
 Goodwin, Arthur, F, 1941
 Goolsby, L.J., G, 1994-95
 Graeber, Charles L., C, 1930-31c
 Graehler, Al, G, 1950-51-52
 Graham, B.L., F, 1936-37-38c
 Graham, Hardy, F, 1962-63
 Graham, Zach, G, 2008-09-10-11
 Grant, Roy G., C, 1915-16-17
 Graves, Jimmie, C, 1957
 Green, James, G, 1980-81-82
 Greenwich, Harley, G, 1941
 Griffin, Louis, C-F, 1958-59-60
 Grissom, Mitch, 1936
 Guider, Ben A., F, 1931
 Gunn, Danny, G, 1971-72-73c
 Gunn, John, F, 2000-01; 2003

— H —

Halford, Michael, G, 2010
 Hall, Parker, G, 1938
 Halums, Brian, G, 2019
 Hamilton, Richard, F, 1979
 Hamley, Doug, F, 1943

Hampton, Trey, F, 2006-07
 Hansbro, Xavier, F, 2006-07
 Haralson, M. Flint, 1913
 Hardin, Wesley, C., 1992
 Hardy, Greg, F, 2007
 Harper, Aaron, F/G, 2001-02-03-04-co-c
 Harper, Alfred Y., F, 1921
 Harris, Dustin, mgr., 2002
 Harris, Eugene, F, 1976-77-co-c
 Harrison, Jason, G, 1999-2000-01-02
 Harvell, Joe, F, 1990-91-92-93
 Harvey, Randy, 1966
 Hatch, Garnie, G, 1958-59
 Hawthorn, 1931
 Haxton, Richard Kenneth, 1910-11; 1913c
 Hayes, Josh, F/G, 2001
 Haynes, Kirk, G, 1931-32-33c
 Hazel, Homer, F, 1940; 1942
 Hazel, Larry, 1942
 Henderson, Louis, C, 1919-20-21c
 Henderson, Marshall, G, 2013-14
 Henry, Terrance, F, 2009-10-11-12
 Henson, Ed, G, 1942-43c
 Herbert, Addison, mgr., 2018
 Herrington, Bart, G, 1932-33-34
 Herrington, H.L. G, 1922-23
 Hewgley, Joe, 1953
 Hicks, Marcus, F, 1999-2000
 Hilbun, Ben, G, 1915
 Hinson, Blake, G/F, 2019-20
 Hoff, Arthur S., F, 1924-25
 Holder, George Ernest, G, 1923-24
 Holladay, Walter, G, 1915-16-17
 Holloway, Murphy, F, 2009-10; 12-13
 Holmes, Jason, G, 2000-01
 Holtz, Shaun, F, 2003
 Hopkins, Oliver Houston, 1931
 Horn, Eric, F, 2018
 Horne, A.G., G, 1945
 Horne, Derek, F, 1983-84-85-86c
 Horner, Ed, mgr., 1943
 Hovious, Brad, G, 1966
 Hovious, Junie, G, 1940-41-42
 Howell Sr., Jamie W., G, 1959-60
 Hudson, Dean, G, 1973-74
 Hudspeth, James W., F, 1930
 Huertas, David, G, 2008-09
 Huffstatler, Charles, F, 1964-65
 Hume, Leland, 1917
 Hunter, Sammy, F, 2020-21-22
 Hymon, Marcanvis, F, 2015-16-17-18

— I —

Inman, Wayland, C-F, 1955-56-57
 Ivy, James, F, 1979-80
 Izzard, Billie, G, 1924-25

— J —

Jackson, Henry, G, 1976-77-78-79
 Jackson, John, F, 1995-96c
 Jackson, Lonnie, F, 2004-05
 Jackson, Robert C., G, 1930
 Jarvis, Cob, F-G, 1952-53-54
 Jenkins, Donald, G, 1992
 Jennings, John B. (Red), G, 1946
 Joesaar, Janari, G, 2014
 Johnigan, Fred, G-F, 1994-95c
 Johnson, David, G, 1994-95c
 Johnson, Earl, F, 1923-24; 26
 Johnson, Justin, G, 2002-03-04-05
 Johnson, Robert, C, 1923-24-25-26
 Johnson, Walter, F, 1952
 Johnston, Harry, F, 1963
 Joiner, Jarkel, G, 2021-22
 Jones, Aaron, F, 2012-13-14-15
 Jones, Cecil, G, 1969-70-71
 Jones, Greg, F, 1988-89-90-91
 Jones, Quitman, F, 1914-15c
 Jones, Rodney, G, 2007-08
 Jordan, Charlie, F, 1967-68-69
 Jordan, Dan, F, 1958; 1960 mgr.
 Jordan, Terry L., 1970
 Jordan, Tom, G, 1972-73-74
 Jordan, Walsh, G, 1994
 Jumper, Tim, G, 1988-89-90-91c



2001 All-America forward Rahim Lockhart was part of the winningest senior class in school history.

— K —

Keller, Irving, F, 1938-39-40
 Kelly, Harold, F, 1947-48
 Kessinger, Don, G, 1962-63-64
 Kessinger, Keith, G, 1986-87
 Kinard, Frank M. (Bruiser), G, 1936-37-38
 Kincade, Robert, G, 1936-37-38
 Kincheon, Sylvester, C, 1984
 King, John, 1958-59-60
 Kirklun, Richard, F, 2000-01-02
 Kirkpatrick, Carroll, mgr., 1983
 Kirshenbaum, Sam, mgr., 2018
 Klein, Jeff, C, 1976
 Knox, Ike C., C, 1909
 Korff, Louis, 1951
 Kortz, Otho, 1949
 Kortz, Tommy, 1954-55
 Kreilein, Robert, F, 1963-64-65
 Krell, Doug, F, 1945
 Kyles, Joe, G, 1975-76-77-78

— L —

Laird, Andre, G, 1984-85
 Laird, Dewitt, G, 1928-29c
 Laird, Eric, G, 1982-83-84-85
 Landtrip, D.B., F, 1919c
 Lawrence, Roderick, G, 2015
 Lee, Alonzo, G, 1909-10c, 1911
 Lee, Robert, C, 1927-28c
 Lee, William Curtis, G, 1925
 Leonard, Taylor, 1936
 Lester, Drane, F, 1919-20
 Leyden, Tom, G, 1935; 1937
 Liddell, Samuel H., F, 1909c
 Lindsey, Ken, G, 1952-53
 Lindsey, Wade, G, 1956-57
 List, Henry C. (Hank), 1970
 Lockhart, Rahim, F, 1998-99-2000-01c
 Loe, Jonathan, G, 2003
 Long, Harry Metcalfe, F, 1912
 Luhtanen, Juha, G, 1991-92-93
 Lusk, Glenn, G, 1964; 1966

— M —

Mabry, Edward, C, 1929-30c
 Mahoney, Bob, G, 1973-74-75c
 Malcom, Stanley, G, 1979
 Mann, Jack, G, 1947-48-49
 Marshall, Jack, F, 1946-47-48-49-50c
 Martin, Geoffrey, mgr., 2012
 Martin, Jerron, G, 2014

Martin, W.T., F, 1910-11
 Martindale, Larry, 1966-67-68
 Matthews, John G, 1989-90-91
 May, William R., 1918
 Mayers, Alonzo G., 1917
 McBride, John, G, 2020-21-22
 McCain, Bob, G, 1943
 McCall, E.F., G, 1913-14-15-16c
 McCarley, Bobby, F, 1961-62
 McCartney, Tom, mgr., 1975
 McClury, Monroe, C, 1910
 McDaniels, B.O., G, 1919-20
 McDonald, Sylvester, F, 1912
 McElroy, Hubert S., 1918
 McKay, Conner, G, 2020
 McMullen, M.C., 1945; 1947-48-49c
 Meibers, Matt, F, 1973-74
 Megginson, Richard, F, 1965
 Mehtens, Cliff, 1951-52
 Mehtens, Cliff, G, 1973-74
 Meibers, Matt, 1973-74-75
 Michaels, Keith, F, 1973-74-75
 Midlick, David, G, 1989-90-91
 Millender, David, mgr., 1981-82-83-84
 Miller, Dick, F, 1942
 Miller, Eddie, G, 1967-68
 Miller Jr., Franco, G, 2020
 Miller, James, C, 1955-56-57
 Miller, Norman, F-C, 1978, 80-81
 Miller, Ronnie, F, 1987-88
 Millinghaus, Derrick, G, 2013
 Mitchell, Steve Franks, F, 1910-11
 Mock, Lafayette Engle, G, 1915
 Montgomery, J. (Johnie), F, 1921-22-23-24
 Montgomery, G, 1932-33-34
 Moody, Stefan, G, 2015-16
 Moore, Bucky, 1930-31
 Moore, H.W., G, 1910-11
 Moore, Jeffrey, trn., 1995-96
 Moore, Marvin, F, 2004-05
 Moran, Jim, C, 1967
 Morgano, Antonio, G, 2018-19
 Morris, L.B., G, 1919-20c
 Morris, Nate, C, 2017
 Morton, Oliver, F, 1997
 Murphy, George James, G, 1946
 Murphy, Sean, C, 1988-89-90-91
 Murray, Harvey, F, 1975-76
 Murrell, Matthew, G, 2021-22
 Muse, Bill, G, 1976
 Myers, L.D., 1913

— N —

Naylor, Zach, F, 2019
 Neal, Cullen, G, 2017
 Nelson, Dundreccous, G, 2011
 Neumann, Johnny, 1971
 Nevo Jon, mgr., 2012
 Newby, Martavious, G, 2013-14-15-16
 Nolen, Londrick, F, 2005-06co-c
 Norman, Will, G, 2012-13
 Nunnery, Cavadas, G, 2002-03-04-05co-c

— O —

Ogden, James Nicholson, F, 1917
 Ogide, Andy, F, 2007
 Olejniczak, Dominik, C, 2018-19
 Oney, Chris, G, 1997
 Osso, Steve, G, 1976

— P —

Page, Forrest, G-F, 1943
 Palmer, Johnny, F-C, 1953-54
 Parker, Bill, 1949
 Parks, Quay, G-F, 1966-67
 Parnell, Jermey, F-C, 2005-06-07-08
 Partridge, John, C, 1964-65-66
 Partridge, Michael, F, 1982-83
 Pate, Grant, mgr., 1990
 Pate, Ward, mgr., 1991-92-93
 Patterson, Bob, C, 1977-78
 Patteron, Brandon, G, 2005-06
 Patton, Trey, mgr., 2018

Paul, Mike, F, 1988-89
 Pearson, Trey, G, 2003
 Peel, Keith, F-C, 1991-92-93-94
 Peeper, Cade, G, 2013-14
 Peebles, Harold, 1939-40-41c
 Perez, Anthony, F, 2013-14-15-16
 Petty, John, mgr., 1939
 Phillips, Ary, G, 1927-28-29
 Phillips, Cary, G, 1927-28-29
 Pierce, Brad, G, 1982-83-84
 Poland, Bill, C, 1965-66-67
 Polynice, Eniel, G, 2007-08; 2010
 Poole, Barney, G, 1943
 Poole, Buster, F, 1935-36-37c
 Poole, Flemin, G, 1943
 Poole, Oliver, C, 1943
 Poole, Phillip, F, 1943
 Poole, Ray, G-C, 1942; 1946-47
 Poole, Will, G, 2008
 Powell, Matthew, mgr., 2018
 Powers, David N., 1909
 Pound, Robert, C, 1911-12-13-14c
 Prater, Charles, G, 1987-88
 Pruitt, Matt, G, 1999
 Puckett, Ernest F, 1909

— Q —

Quick, Dillard, F-C, 1992-93

— R —

Rape, Cy Amis, 1922
 Rape, Cyrus, F, 1920-21-22-23
 Rawlings, Buddy, F, 1971
 Ray, Bracken, mgr. 2018
 Reed, Justin, F, 2001-02-03-04co-c
 Reeves, R.B., F, 1948-49-50-51
 Reid, Russell, C-F, 1946-47
 Renfroe, Billy, G, 1951-52
 Renshaw, Paul, G, 1909-10
 Reynolds, Robert, C, 1916-17
 Rhett, M.J., F, 2015
 Rhodes, Chris, F, 2002-03-04-05
 Rhodes, David, G, 1971-72-73
 Rich, Bruce, G, 1970-71
 Richmann, Ivan, C, 1958-59-60c
 Riley, Bernard L., G, 1954-55
 Risley, Jason, mgr., 1992
 Ritchwood, Curtis, F, 1985-86c
 Ritter, Tony, mgr., 1980
 Robbins, Jim, G, 1965
 Robbins, Ken, 1951-52c
 Robertson, G.H., F, 1909
 Robinson, Bobby Wayne, F-G, 1956-57-58
 Robinson, Shon, F, 2021
 Robinson, Todd, C, 1985
 Rodgers, Rab, G-F, 1934-35-36
 Rodriguez, Luis, G, 2019-20-21-22
 Rogers, Johnnie, F, 1997-98
 Rosamond, Darrell, G, 1947-48-49
 Ross, Lock, C-F, 1969-70
 Ross, Ralph, F-G, 1951-52-53
 Royster, Don, F-C, 1984-85
 Ruffin, Daeshun, G, 2022
 Russell, Brian, mgr., 1993-94-95-96
 Russell, Earl Watkins, 1921
 Russell, Melanie, tnr., 1998

— S —

Salmon, Farley, F, 1945-46
 Sanders, Clarence, G, 2006-07
 Sanders, David, G, 2001-02-03
 Saiz, Sebastian, F, 2014-15-16-17
 Scales, Kelvin, F, 1992-93
 Schneller, Bill, F, 1939
 Schrader, Paul, F, 1946
 Schreiter, Spencer, G, 1964
 Schwartz, R., G, 1921-22-23-24
 Scott, Jarvelle, F, 2004
 Scruggs, Art, G, 1920-21-22c, 1923c
 Selby, Robert, F, 1927-28-29
 Sesay, Ansu, F, 1995-96-97-98
 Setser, Fred, G, 1967
 Shepherd, Dave, G, 1974-75
 Shields, Pete, G, 1911-12

Short, Steadman, F, 2011-12
 Shoup, Lane, C, 1980-81-82
 Shuler, Devontae, G, 2018-19-20-21
 Shutt, R. Spence, 2002
 Silins, Karlis, F, 2017
 Simpson, George, C, 1930-31-32
 Simpson, Harry, C, 1940-41-42
 Sims, J.J., C-F, 1993-94-95
 Sims, Ronnie, C, 1986-87
 Slatten, Grant, G, 2022
 Smith, Brian, G, 2005-06-07-08
 Smith, Don, C, 1950-51
 Smith, David (Red), F, 1971-72-73
 Smith, Eric, F, 1986-87
 Smith, Jason, F, 1996-97-98-99co-c
 Smith, Mike, F, 2006
 Smith, Randall, mgr., 2000
 Smith, Terence, 2015
 Smith, W.C., 1922
 Smythe, Frank, F, 1913-14
 Spach, Patrick, G, 2006-07-08-09
 Spencer, Marcus, G, 1992-93
 Stafford, Elvin A. (Pete), 1945
 Stagg, Leonard, F, 1943
 Stanley, Bob, G, 1945
 Stanley, Fred, C, 1965
 Stenftenagel, Eddie, G, 1952-53-54
 Stenftenagel, Jerome (Dimp), F, 1951-52-53c
 Steinhart, Jack, G-F, 1963-64-65
 Stevens, Bruce, F, 2018-19
 Stevens, Dale, F, 1967-68
 Stevens, Joseph, 1935
 Stieg, Roger, C, 1980-81-82-83
 Stokes, Bill, G, 1955-56
 Strange, William (Earnest), F-C, 1930
 Strickland, Steve, F, 1971-72-73
 Stringfellow, Harold, F, 1948
 Stroud, John, F, 1977-78-79-80c
 Summers, Chester L., C, 1919-20
 Summers, Jarvis, G, 2012-13-14-15
 Swan, William Orr, G, 1919
 Swinney, C.P., 1940
 Swor, Zolie, F, 1932-33
 Sy, Khadim, F, 2020-21
 Sylve, Bernard, F, 1989

— T —

Tate, Hugh, C, 1946
 Taylor, Chris (CT), mgr., 2005
 Taylor, Syniker, G, 2000
 Terrell, Ray, F, 1941
 Terry, Robert Bracey, F, 1926
 Thames, William, 1935
 Thomas, Tim, C, 1979-80-81-82
 Thompson, Allen Cavett, F, 1927
 Thompson, Bob, G, 1925
 Townsend, Marshall, 1916
 Tranbarger, Bruce, F, 1984; 86-87
 Traxler, Ewart John, F, 1926
 Tucker, Innafus N., 1911-12
 Tuminello, Dominic, 1931
 Tuohy, Sean, G, 1979-80-81-82
 Turner, Elston, F, 1978-79-80-81c
 Turner, Greg, F, 1988-89
 Turner, John O., mgr., 1992
 Turner, Ken, F-G, 1967-68-69
 Tynes, Cliff, F, 1931-32c, 1933
 Tyree, Breein, G, 2017-18-19-20
 Tyrtshnik, Ilya, G, 2018

— V —

Van Der Heijden, Eric, G, 2022
 Varallo, Angelo, 1943
 Varner, Jim, G, 1976-77
 Vaughn, Dimencio, G/F, 2021

— W —

Waddell, Ray, G, 2000
 Wade, Emmanuel, G, 2000-01-02-03
 Waggoner, Gene, G, 1972
 Wagster, Larry G, 1959-60-61
 Walker, Seth, mgr., 2002
 Walker, Joe, Sr., G, 1946
 Wall, Ronnie, F, 1966

Walter, Byron S., C, 1911-12c
 Walton, C., 1911-12
 Ward, Charlie, G-F, 1968-69-70
 Ward, Edgar, F, 1988
 Ward, Jesse, F, 1938
 Warda, Tom, G-F, 1977-78
 Warren, Chris, G, 2008-09-10-11
 Washington, Tommy C, 1959; 1961
 Waters, Jack, F-G, 1959-60-61
 Watkins, Kevin, G, 1992-93
 Watson, 1931
 Watson, Terrence, F, 2008
 Weathers, Bill, F, 1947
 Wells, William G., 1924-25
 White, Bill, F, 1960-61-62
 White, James, G, 2022
 White, LaDarius, G, 2012-13-14-15
 White, Malcolm, F, 2008-09
 White, Michael, G, 1996-97-98-99co-c
 White, Romello, F, 2021
 White, Terrico, G, 2009-10
 Wilcher, Patrick, mgr., 2003-04
 Williams, Bill, G, 1938
 Williams, Bobby, G, 1956-57-58
 Williams, Bryce, G, 2020
 Williams, Donald, G, 2011
 Williams, Kenny, F, 2007-08
 Williams, LaTaryl, G, 1999-2000
 Williams, Mickey, G, 1966
 Williams, Nick, G, 2011-12-13
 Williams, Thomas, F, 1964-35
 Williams, Tommy, F, 1968-69
 Wilson, Donald Y., 1915
 Wilson, Marc, C, 1988-90-91
 Wilson, Ron, head mgr., 2001-02
 Wing, Albert, 1914, 1916-17c
 Winter, J. W., F, 1925-26-27
 Wood, Dan, G, 1941
 Woodward, Ray, F, 1943; 1946-47
 Wright, Herb, F, 1975-76
 Wright, John, G, 1946
 Wrobel, Derrick, mgr., 1998

— Y —

Yawn, Henry, 1918
 Yoder, Gary, G, 1974
 Young, Fred W., 1916
 Young, Marquis, C, 2006

ALL-TIME HEAD COACHES

| Coach | Years | Wins | Losses | Pct |
|---------------------------------|-------|------|--------|------|
| E.R. Hubbard (1911) | 1 | 9 | 3 | .750 |
| B.Y. Walton (1912) | 1 | 10 | 2 | .833 |
| C.R. "Dudy" Noble (1919) | 1 | 0 | 3 | .000 |
| R.L. Sullivan (1920-25) | 6 | 66 | 36 | .647 |
| Homer Hazel (1926-30) | 5 | 54 | 32 | .628 |
| Ed Walker (1931-35) | 5 | 36 | 46 | .439 |
| George Bohler (1936-38) | 3 | 53 | 27 | .663 |
| Frank Johnson (1939) | 1 | 10 | 16 | .385 |
| Charles Jaskwhich (1940-42) | 3 | 15 | 43 | .259 |
| Edwin Hale (1943, 45) | 2 | 23 | 18 | .561 |
| Buster Poole (1946) | 1 | 8 | 11 | .421 |
| Jim Whatley (1947-49) | 3 | 26 | 39 | .400 |
| B.L. "Country" Graham (1950-62) | 13 | 144 | 168 | .462 |

| Coach | Years | Wins | Losses | Pct |
|---|-------|------|--------|------|
| Eddie Crawford (1963-68) | 6 | 46 | 97 | .322 |
| Cob Jarvis (1969-76) | 8 | 87 | 117 | .426 |
| Bob Weltlich (1977-82) | 6 | 83 | 88 | .485 |
| Lee Hunt (1983-86) | 4 | 50 | 66 | .431 |
| Ed Murphy (1987-92) | 6 | 76 | 98 | .437 |
| Rob Evans (1993-98) | 6 | 86 | 81 | .515 |
| Rod Barnes (1999-2006) | 8 | 141 | 109 | .564 |
| Andy Kennedy (2007-2018) | 12 | 245 | 156 | .611 |
| Tony Madlock (2018)^ | 1 | 1 | 4 | .200 |
| Kermit Davis (2019-Present) | 4 | 64 | 61 | .512 |
| *Yrs. with no head coach (1909-1910, 1913-1917) | 7 | 24 | 42 | .364 |

^Served as interim head coach



E.R. Hubbard
1911



B.Y. Walton
1912



R.L. Sullivan
1920-1925



Homer Hazel
1926-1930



Ed Walker
1931-1935



George Bohler
1936-1938



Frank Johnson
1939



Charles Jaskwhich
1940-1942



Edwin Hale
1943, 1945



Buster Poole
1946



Jim Whatley
1947-1949



B.L. "Country" Graham
1950-1962



Eddie Crawford
1963-1968



Cob Jarvis
1969-1976



Bob Weltlich
1977-1982



Lee Hunt
1983-1986



Ed Murphy
1987-1992



Rob Evans
1993-1998



Rod Barnes
1999-2006



Andy Kennedy
2007-18



Kermit Davis
2019-Present

ALL-TIME ASSISTANT COACHES

| | |
|----------------------|-------------------|
| Abernethy, Todd | 2014-18 |
| Adams, Jimmy | 1987-90 |
| Alexander, Denny | 1991-93 |
| Anderson, Ronnie | 1986 |
| Armstrong, Bill | 2012-17 |
| Barnes, Doug | 1992 |
| Barnes, Rod | 1994-98 |
| Bolton, Bill | 1969, 1975-76 |
| Bowen, Jay | 2004 |
| Bozeman, Eric | 1999-2005 |
| Brent, Wayne | 1999-2004 |
| Case, Win | 2019-Pres. |
| Dildy, Tracy | 2005-06 |
| Dukes, Marc | 1999-2002 |
| Hamilton, Ronnie | 2019-22 |
| Hanks, Mike | 1977-81 |
| Harrell, Maurice | 1987-90 |
| Hudson, Wendell | 1984-85 |
| Jackson, Pete | 1978 (VA) |
| Jarvis, Cob | 1967-68 |
| Kirby, Robert | 2022-Pres. |
| Lockhart, Rahim | 2018 |
| Madlock, Tony | 2014-18 |
| McCammon, Bill | 1983-85 |
| Miller, Owen | 2007-11 |
| Moeller, Steve | 1983-86 |
| Morris, Brock | 2022-Pres. |
| O'Dowd, Dan | 1994-98 |
| Oran, Eddie | 1977-82 |
| Pate, Grant | 2003-04, 2006 |
| Peck, Paul | 1991-92 |
| Pennell, Russ | 1993-98 |
| Pinkins, Al | 2012-14 |
| Prince, John | 1981-82 |
| Proctor, Joe | 1986 |
| Reed, Ron | 1980-82 |
| Ritter, John | 1977-78 |
| Robbins, Kenny | 1969-74 |
| Robinson, Ronnie | 1979 |
| Rouco, Sergio | 2012-14 |
| Smith, Dave | 1974 (JV) |
| Smithmier, Lawrence | 1987-91 |
| Sutton, Sean | 1993 |
| Turner, Ken H. | 1972-76 |
| Turner, Ken | 1983 |
| Ward, Torrey | 2007-11 |
| Watkins, Levi | 2019-22 |
| White, Michael | 2005-11 |

JV - Junior Varsity
VA - Volunteer Assistant



Rod Barnes (left) and Cob Jarvis boast the distinction of being promoted from assistant to head coach during their Ole Miss careers. They were both standout players on the court for the Rebels, as well.



Mike Hanks



John Prince



Sean Sutton



Tracy Dildy



Michael White



Wendell Hudson

Former Rebel assistants Mike Hanks, John Prince, Sean Sutton, Tracy Dildy, Michael White and Wendell Hudson all went on to become head coaches at the Division I level. Hanks was the head man at Samford (1981-84) and South Alabama (1984-87), Prince was head coach at Jackson State (1986-89), Sutton roamed the sidelines at Oklahoma State (2006-08), Hudson was head women's coach at Alabama (2008-13), Dildy was the head coach at Chicago State (2010-18), and White is in his sixth season as the head coach Florida after four years at Louisiana Tech.

YEAR-BY-YEAR RECORDS

| Season | Record | SEC Record | SEC Finish | Head Coach |
|---------|-----------------------------------|------------|------------|-------------------|
| 1908-09 | 1-4 | | | |
| 1909-10 | 0-7 | | | |
| 1910-11 | 9-3 | | | E.R. Hubbard |
| 1911-12 | 10-2 | | | B.Y. Walton |
| 1912-13 | 0-7 | | | |
| 1913-14 | 8-7 | | | |
| 1914-15 | 0-3 | | | |
| 1915-16 | 4-7 | | | |
| 1916-17 | 11-7 | | | |
| 1917-18 | NO GAMES SCHEDULED (World War I) | | | |
| 1918-19 | 0-3 | | | C.R. Noble |
| 1919-20 | 9-4 | | | R.L. Sullivan |
| 1920-21 | 9-7 | | | R.L. Sullivan |
| 1921-22 | 7-4 | | | R.L. Sullivan |
| 1922-23 | 8-7# | | | R.L. Sullivan |
| 1923-24 | 16-6# | | | R.L. Sullivan |
| 1924-25 | 17-8# | | | R.L. Sullivan |
| 1925-26 | 16-2# | | | Homer Hazel |
| 1926-27 | 13-5# | | | Homer Hazel |
| 1927-28 | 10-9# | | | Homer Hazel |
| 1928-29 | 9-9# | | | Homer Hazel |
| 1929-30 | 6-7# | | | Homer Hazel |
| 1930-31 | 6-9# | | | Ed Walker |
| 1931-32 | 9-6# | | | Ed Walker |
| 1932-33 | 6-12 | 5-7 | 8th | Ed Walker |
| 1933-34 | 7-9 | 2-8 | 11th | Ed Walker |
| 1934-35 | 8-10 | 5-7 | 10th | Ed Walker |
| 1935-36 | 11-9 | 7-5 | 8th | George Bohler |
| 1936-37 | 20-6 | 7-3 | 3rd | George Bohler |
| 1937-38 | 22-12 | 11-2 | 2nd | George Bohler |
| 1938-39 | 10-16 | 4-10 | 12th | Frank Johnson |
| 1939-40 | 9-10 | 3-8 | 11th | Charles Jaskwhich |
| 1940-41 | 2-18 | 2-15 | 12th | Charles Jaskwhich |
| 1941-42 | 4-15 | 3-12 | 12th | Charles Jaskwhich |
| 1942-43 | 8-10 | 6-8 | 8th | Edwin Hale |
| 1943-44 | NO GAMES SCHEDULED (World War II) | | | |
| 1944-45 | 15-8 | 3-1 | 3rd | Edwin Hale |
| 1945-46 | 8-11 | 2-8 | 11th | Buster Poole |
| 1946-47 | 7-14 | 2-11 | 11th | Jim Whatley |
| 1947-48 | 11-12 | 5-9 | 10th | Jim Whatley |
| 1948-49 | 8-13 | 4-12 | 11th | Jim Whatley |
| 1949-50 | 8-17 | 4-13 | 12th | B.L. Graham |
| 1950-51 | 12-12 | 5-9 | 10th | B.L. Graham |
| 1951-52 | 15-11 | 8-6 | 5th | B.L. Graham |
| 1952-53 | 14-11 | 5-8 | 7th | B.L. Graham |
| 1953-54 | 12-12 | 7-7 | 6th | B.L. Graham |
| 1954-55 | 8-15 | 5-9 | 9th | B.L. Graham |
| 1955-56 | 10-13 | 4-10 | 10th | B.L. Graham |
| 1956-57 | 9-12 | 4-10 | 10th | B.L. Graham |
| 1957-58 | 12-12 | 6-8 | 8th | B.L. Graham |
| 1958-59 | 7-17 | 1-13 | 12th | B.L. Graham |
| 1959-60 | 15-9 | 8-6 | 4th | B.L. Graham |
| 1960-61 | 10-14 | 5-9 | 9th | B.L. Graham |
| 1961-62 | 12-13 | 5-9 | 9th | B.L. Graham |
| 1962-63 | 7-17 | 4-10 | 10th | Eddie Crawford |
| 1963-64 | 10-12 | 7-7 | 7th | Eddie Crawford |
| 1964-65 | 4-21 | 1-15 | 11th | Eddie Crawford |
| 1965-66 | 5-18 | 2-14 | 10th | Eddie Crawford |
| 1966-67 | 13-12 | 7-11 | 7th | Eddie Crawford |
| 1967-68 | 7-17 | 4-14 | 9th | Eddie Crawford |
| 1968-69 | 10-14 | 7-11 | 7th | Cob Jarvis |
| 1969-70 | 10-15 | 6-12 | 7th | Cob Jarvis |
| 1970-71 | 11-15 | 6-12 | 8th | Cob Jarvis |
| 1971-72 | 13-12 | 8-10 | 6th | Cob Jarvis |
| 1972-73 | 14-12 | 8-10 | 6th | Cob Jarvis |
| 1973-74 | 15-10 | 9-9 | 4th | Cob Jarvis |
| 1974-75 | 8-18 | 4-14 | 9th | Cob Jarvis |

| Season | Record | SEC Record | SEC Finish | Head Coach |
|-----------|--------|------------|------------|--------------|
| 1975-76 | 6-21 | 2-16 | 10th | Cob Jarvis |
| 1976-77 | 11-16 | 5-13 | 9th | Bob Weltlich |
| 1977-78 | 10-17 | 5-13 | 10th | Bob Weltlich |
| 1978-79 | 11-16 | 6-12 | 8th | Bob Weltlich |
| 1979-80 | 17-13 | 9-9 | 5th | Bob Weltlich |
| 1980-81 | 16-14 | 8-10 | 6th | Bob Weltlich |
| 1981-82 | 18-12 | 11-7 | 4th | Bob Weltlich |
| 1982-83 | 19-12 | 10-8 | 2nd | Lee Hunt |
| 1983-84 | 8-20 | 3-15 | 10th | Lee Hunt |
| 1984-85 | 11-17 | 5-13 | 9th | Lee Hunt |
| 1985-86 | 12-17 | 4-14 | 9th | Lee Hunt |
| 1986-87 | 15-14 | 8-10 | 6th | Ed Murphy |
| 1987-88 | 13-16 | 6-12 | 8th | Ed Murphy |
| 1988-89 | 15-15 | 8-10 | 6th | Ed Murphy |
| 1989-90 | 13-17 | 8-10 | 5th | Ed Murphy |
| 1990-91 | 9-19 | 3-15 | 8th | Ed Murphy |
| 1991-92 | 11-17 | 4-12 | 5th-W | Ed Murphy |
| 1992-93 | 10-18 | 4-12 | 6th-W | Rob Evans |
| 1993-94 | 14-13 | 7-9 | 4th-W | Rob Evans |
| 1994-95 | 8-19 | 3-13 | 6th-W | Rob Evans |
| 1995-96 | 12-15 | 6-10 | 5th-W | Rob Evans |
| 1996-97 | 20-9 | 11-5 | 1st-W | Rob Evans |
| 1997-98 | 22-7 | 12-4 | 1st-W | Rob Evans |
| 1998-99 | 20-13 | 8-8 | 3rd-W | Rod Barnes |
| 1999-2000 | 19-14 | 5-11 | 5th-W | Rod Barnes |
| 2000-01 | 27-8 | 11-5 | 1st-W | Rod Barnes |
| 2001-02 | 20-11 | 9-7 | 3rd-W | Rod Barnes |
| 2002-03 | 14-15 | 4-12 | T5th-W | Rod Barnes |
| 2003-04 | 13-15 | 5-11 | T4th-W | Rod Barnes |
| 2004-05 | 14-17 | 4-12 | 5th-W | Rod Barnes |
| 2005-06 | 14-16 | 4-12 | T5th-W | Rod Barnes |
| 2006-07 | 21-13 | 8-8 | T1st-W | Andy Kennedy |
| 2007-08 | 24-11 | 7-9 | 3rd-W | Andy Kennedy |
| 2008-09 | 16-15 | 7-9 | T4th-W | Andy Kennedy |
| 2009-10 | 24-11 | 9-7 | T1st-W | Andy Kennedy |
| 2010-11 | 20-14 | 7-9 | T3rd-W | Andy Kennedy |
| 2011-12 | 20-14 | 8-8 | T6th | Andy Kennedy |
| 2012-13 | 27-9 | 12-6 | T2nd | Andy Kennedy |
| 2013-14 | 19-14 | 9-9 | T6th | Andy Kennedy |
| 2014-15 | 21-13 | 11-7 | T3rd | Andy Kennedy |
| 2015-16 | 20-12 | 10-8 | T6th | Andy Kennedy |
| 2016-17 | 22-14 | 10-8 | T5th | Andy Kennedy |
| 2017-18 | 12-20 | 5-13 | 14th | Andy Kennedy |
| 2018-19 | 20-13 | 10-8 | T6th | Kermit Davis |
| 2019-20 | 15-17 | 6-12 | 12th | Kermit Davis |
| 2020-21 | 16-12 | 10-8 | 6th | Kermit Davis |
| 2021-22 | 13-19 | 4-14 | 13th | Kermit Davis |

Totals 1357-1363 542-865 (112 seasons)

— Ole Miss competed in the Southern Conference from 1922-1932

W — Southeastern Conference Western Division from 1992-2011

RECORD BY DECADES

| Decade | No. of Years | Record | Pct. |
|---------------|--------------|------------------|-------------|
| 1901-10 | 2 | 1-11 | .083 |
| 1911-20 | 9 | 51-43 | .543 |
| 1921-30 | 10 | 111-64 | .634 |
| 1931-40 | 10 | 108-99 | .522 |
| 1941-50 | 9 | 71-118 | .376 |
| 1951-60 | 10 | 114-124 | .479 |
| 1961-70 | 10 | 88-153 | .365 |
| 1971-80 | 10 | 116-150 | .436 |
| 1981-90 | 10 | 140-154 | .476 |
| 1991-2000 | 10 | 145-144 | .502 |
| 2001-10 | 10 | 187-132 | .586 |
| 2011-20 | 10 | 181-123 | .595 |
| 2021-Present | 2 | 29-31 | .483 |
| Totals | 112 | 1357-1363 | .499 |

SINGLE SEASON TEAM RECORDS

MOST GAMES

| | | |
|----|----|-----------|
| 1. | 36 | (2016-17) |
| | 36 | (2012-13) |
| 3. | 35 | (2009-10) |
| | 35 | (2007-08) |
| | 35 | (2000-01) |
| 6. | 34 | (2014-15) |
| | 34 | (2011-12) |
| | 34 | (2010-11) |
| | 34 | (1937-38) |

MOST WINS

| | | |
|-----|----|-----------|
| 1. | 27 | (2012-13) |
| | 27 | (2000-01) |
| 3. | 24 | (2009-10) |
| | 24 | (2007-08) |
| 5. | 22 | (2016-17) |
| | 22 | (1997-98) |
| | 22 | (1937-38) |
| 8. | 21 | (2006-07) |
| | 21 | (2014-15) |
| 10. | 20 | (2018-19) |
| | 20 | (2015-16) |
| | 20 | (2011-12) |
| | 20 | (2010-11) |
| | 20 | (2001-02) |
| | 20 | (1998-99) |

MOST SEC WINS

| | | |
|----|----|-----------|
| 1. | 12 | (2012-13) |
| | 12 | (1997-98) |
| 3. | 11 | (2014-15) |
| | 11 | (2000-01) |
| | 11 | (1996-97) |
| | 11 | (1937-38) |

MOST LOSSES

| | | |
|----|----|-----------|
| 1. | 21 | (1975-76) |
| | 21 | (1964-65) |
| 3. | 20 | (2017-18) |
| | 20 | (1983-84) |
| 5. | 19 | (2021-22) |
| | 19 | (1994-95) |
| | 19 | (1990-91) |
| | 19 | (1974-75) |

MOST SEC LOSSES

| | | |
|----|----|-----------|
| 1. | 16 | (1975-76) |
| 2. | 15 | (1990-91) |
| | 15 | (1983-84) |
| | 15 | (1974-75) |
| 5. | 14 | (2021-22) |
| | 14 | (1985-86) |

MOST POINTS SCORED

| | | |
|----|-------|-----------|
| 1. | 2,807 | (2016-17) |
| 2. | 2,781 | (2007-08) |
| 3. | 2,779 | (2012-13) |
| 4. | 2,743 | (2009-10) |
| 5. | 2,540 | (1998-99) |

HIGHEST SCORING AVERAGE

| | | |
|----|------|-----------|
| 1. | 90.8 | (1970-71) |
| 2. | 81.6 | (1974-75) |
| 3. | 80.5 | (1997-98) |
| 4. | 80.5 | (1991-92) |
| 5. | 80.0 | (1971-72) |

MOST FIELD GOALS MADE

| | | |
|----|-------|-----------|
| 1. | 1,034 | (2007-08) |
| 2. | 986 | (2009-10) |
| 3. | 977 | (2012-13) |
| 4. | 929 | (2006-07) |
| 5. | 914 | (2016-17) |

MOST FIELD GOALS ATTEMPTED

| | | |
|----|-------|-----------|
| 1. | 2,253 | (2007-08) |
| 2. | 2,230 | (2012-13) |
| 3. | 2,185 | (2009-10) |
| 4. | 2,161 | (2016-17) |
| 5. | 2,134 | (1951-52) |

BEST FIELD GOAL PERCENTAGE

| | | |
|----|------|-----------|
| 1. | 54.3 | (1981-82) |
| 2. | 51.5 | (1979-80) |
| 3. | 49.8 | (1980-81) |
| 4. | 48.9 | (1978-79) |
| 5. | 48.5 | (1982-83) |

MOST 3-POINT FIELD GOALS MADE

| | | |
|----|-----|-----------|
| 1. | 286 | (2009-10) |
| 2. | 283 | (2016-17) |
| 3. | 273 | (2007-08) |
| 4. | 272 | (2018-19) |
| 5. | 260 | (2010-11) |

MOST 3-POINT FIELD GOALS ATTEMPTED

| | | |
|----|-----|-----------|
| 1. | 814 | (2016-17) |
| 2. | 796 | (2009-10) |
| 3. | 788 | (2017-18) |
| 4. | 761 | (2013-14) |
| 5. | 760 | (2018-19) |

BEST 3-POINT FIELD GOAL PERCENTAGE

| | | |
|----|------|-----------|
| 1. | 39.7 | (1989-90) |
| 2. | 38.1 | (1995-96) |
| 3. | 38.0 | (2001-02) |
| 4. | 37.8 | (1991-92) |
| 5. | 37.8 | (1986-87) |

MOST FREE THROWS MADE

| | | |
|----|-----|-----------|
| 1. | 587 | (2012-13) |
| 2. | 561 | (2015-16) |
| 3. | 559 | (2014-15) |
| 4. | 552 | (2013-14) |
| 5. | 545 | (1970-71) |

MOST FREE THROWS ATTEMPTED

| | | |
|----|-----|-----------|
| 1. | 926 | (2016-17) |
| 2. | 866 | (2012-13) |
| 3. | 836 | (1998-99) |
| 4. | 831 | (1997-98) |
| 5. | 829 | (2000-01) |

BEST FREE THROW PERCENTAGE

| | | |
|----|------|-----------|
| 1. | 78.3 | (2018-19) |
| 2. | 77.3 | (2014-15) |
| 3. | 75.6 | (2010-11) |
| 4. | 75.2 | (2016-17) |
| | 75.2 | (1970-71) |

MOST REBOUNDS

| | | |
|----|-------|-----------|
| 1. | 1,423 | (2016-17) |
| 2. | 1,421 | (2007-08) |
| 3. | 1,400 | (2012-13) |
| 4. | 1,377 | (2009-10) |
| 5. | 1,299 | (2011-12) |

BEST REBOUNDING AVERAGE

| | | |
|----|------|-----------|
| 1. | 50.1 | (1956-57) |
| 2. | 46.8 | (1972-73) |
| 3. | 45.8 | (1975-76) |
| 4. | 45.4 | (1973-74) |
| 5. | 44.6 | (1969-70) |

MOST ASSISTS

| | | |
|----|-----|-----------|
| 1. | 558 | (2007-08) |
| 2. | 545 | (1998-99) |
| 3. | 500 | (2000-01) |
| 4. | 488 | (1991-92) |
| 5. | 486 | (2009-10) |

MOST TURNOVERS

| | | |
|----|-----|-------------|
| 1. | 546 | (1999-2000) |
| 2. | 540 | (1976-77) |
| 3. | 532 | (1993-94) |
| 4. | 516 | (2016-17) |
| 5. | 503 | (1992-93) |

MOST BLOCKED SHOTS

| | | |
|----|-----|-----------|
| 1. | 185 | (2012-13) |
| 2. | 184 | (2009-10) |
| 3. | 182 | (2013-14) |
| 4. | 180 | (2010-11) |
| 5. | 178 | (2011-12) |

MOST STEALS

| | | |
|----|-----|-----------|
| 1. | 326 | (1998-99) |
| 2. | 297 | (2012-13) |
| 3. | 285 | (2000-01) |
| 4. | 270 | (1988-89) |
| 5. | 259 | (2009-10) |

MOST PERSONAL FOULS

| | | |
|----|-----|-------------|
| 1. | 719 | (2000-01) |
| 2. | 703 | (2016-17) |
| | 703 | (1999-2000) |
| 4. | 678 | (1998-99) |
| 5. | 668 | (2014-15) |

SINGLE GAME TEAM RECORDS

MOST POINTS SCORED

- 118 vs. Union (12-10-53)
- 117 vs. Arkansas (12-10-73)
- 114 vs. Arkansas A&M (12-4-70)
- 113 vs. Southern Miss, 2OT (12-19-95)
- 113 vs. LSU, OT (3-4-89)
- 113 vs. LSU (1-30-71)
- 113 vs. Baylor (12-29-70)
- 113 vs. Howard (12-1-55)

MOST FIELD GOALS MADE

- 56 vs. Arkansas (12-10-73)
- 48 vs. Vanderbilt (12-22-70)
- 47 vs. Arkansas A&M (12-4-70)
- 46 vs. Florence State (12-15-52)
- 45 vs. LSU (1-30-71)
- 45 vs. NE Louisiana (12-1-70)
- 45 vs. Lipscomb (12-10-55)
- 45 vs. Union (12-10-53)

MOST FIELD GOALS ATTEMPTED

- 117 vs. Georgia (1-7-52)
- 112 vs. Mississippi College (12-3-51)
- 109 vs. Birmingham-Southern (1-5-52)
- 107 vs. Howard (12-1-55)
- 104 vs. LSU (3-8-75)

BEST FIELD GOAL PERCENTAGE

- 76.3 vs. Vanderbilt (1-5-83), 29-38 FG (SEC record for a league game)
- 72.9 vs. Mississippi State (2-16-80), 27-37 FG
- 68.9 vs. Mississippi State (1-23-82), 20-29 FG
- 67.7 vs. Centenary (12-19-2009), 42-62 FG
- 67.4 vs. LSU (2-24-82), 29-42 FG

MOST 3-POINT FIELD GOALS MADE

- 15 at Syracuse (3-18-2017)
- 15 vs. Oregon (12-8-2013)
- 14 vs. Middle Tennessee (12-14-2019)
- 14 vs. Texas A&M-Corpus Christi (12-19-2017)
- 14 at Missouri (2-3-2016)
- 14 vs. Missouri (2-8-2014)
- 14 vs. Arkansas (3-5-2011)
- 14 vs. Jacksonville State (12-29-2009)

MOST 3-POINT FIELD GOALS ATTEMPTED

- 35 vs. Oregon (12-8-2013)
- 35 vs. Mississippi State (1-13-2011)
- 34 vs. Alabama (3-10-2016)
- 34 vs. Troy State (12-18-2000)
- 33 at Auburn (2-13-2019)

BEST 3-POINT FIELD GOAL PERCENTAGE

- 100.0 vs. San Diego State (12-28-86), 4-4 FG
- 83.3 vs. SE Louisiana (12-7-87), 5-6 FG
- 75.0 vs. Mississippi State (2-14-87), 6-8 FG
- 72.7 vs. Tennessee (3-9-90), 8-11
- 70.0 vs. Lamar (12-4-93), 7-10 FG
- 70.0 vs. Georgia (12-22-89), 7-10 FG

MOST FREE THROWS MADE

- 41 vs. Vanderbilt (1-17-55)
- 40 vs. Tulane (2-26-55)
- 40 vs. Georgia Southern (11-16-2015)
- 39 vs. Vanderbilt (2-13-80)
- 39 vs. Eastern Kentucky (12-16-59)

MOST FREE THROWS ATTEMPTED

- 55 vs. Vanderbilt (2-13-80)
- 53 vs. Georgia Southern (11-16-15)
- 52 vs. Arkansas (1-9-99)
- 52 vs. Tulane (2-26-55)
- 51 vs. Southern Miss (12-19-95)
- 51 vs. Eastern Kentucky (12-16-55)

BEST FREE THROW PERCENTAGE

- (10-19 attempts)
- 100.0 vs. Auburn (1-15-22), 15-15 FT
 - 100.0 vs. Arkansas (1-26-22), 13-13 FT
 - 100.0 vs. Mississippi State (2-28-59), 10-10 FT
 - 94.7 vs. Texas A&M (2-6-19), 18-19 FT
 - 94.4 vs. Mississippi State (2-20-82), 17-18 FT

(20-29 attempts)

- 100.0 vs. South Alabama (11-18-2008), 22-22 FT
- 96.2 vs. Arkansas (1-11-2020), 25-26 FT
- 95.7 vs. Baylor (1-28-2017), 22-23 FT
- 95.7 vs. Murray State (11-17-2010), 22-23 FT

(30+ attempts)

- 89.2 vs. Alabama (2-6-82), 33-37 FT
- 88.6 vs. Georgia (2-16-57), 31-35 FT
- 87.8 vs. Texas (12-5-66), 36-41 FT

MOST REBOUNDS

- 84 vs. Indiana State-Evansville (12-1-75)
- 80 vs. Howard (12-2-57)
- 73 vs. SE Louisiana (12-2-58)
- 71 vs. Arkansas A&M (12-6-67)
- 69 vs. Arkansas A&M (12-4-71)

MOST ASSISTS

- 33 vs. Sam Houston State (12-30-89)
- 32 vs. Centenary (12-19-2009)
- 29 vs. UT-Martin (12-21-2004)
- 29 vs. Prairie View A&M (12-29-98)
- 28 vs. Houston Baptist (2-5-96)
- 28 vs. Lamar (12-4-93)

MOST BLOCKED SHOTS

- 13 vs. Bradley (12-19-2016)
- 13 vs. Loyola-New Orleans (12-1-93)
- 12 vs. Mississippi Valley State (12-10-2011)
- 12 vs. Arkansas (2-5-2011)
- 12 vs. Indiana (11-19-2009)
- 12 vs. Prairie View A&M (12-29-99)

MOST STEALS

- 24 vs. Christian Brothers (11-25-88)
- 22 vs. Prairie View A&M (11-30-91)
- 21 vs. Houston Baptist (2-5-96)
- 20 vs. Lipscomb (11-23-2012)
- 18 vs. Louisiana-Monroe (11-24-2007)
- 18 vs. Louisiana-Monroe (12-18-2004)
- 18 vs. LSU (2-27-99)
- 18 vs. NE Louisiana (12-2-98)
- 18 vs. Georgia (1-22-94)

MOST TURNOVERS

- 39 vs. Missouri-Western (11-29-75)
- 33 vs. Kentucky (1-24-77)
- 32 vs. McNeese State (12-31-94)
- 31 vs. Tennessee Tech (12-3-79)
- 30 vs. Ball State (12-6-97)
- 30 vs. Long Island (12-5-97)
- 30 vs. Arkansas (1-5-94)

MOST PERSONAL FOULS

- 38 vs. Kentucky (3-5-82)
- 35 vs. Kentucky (3-5-99)
- 35 vs. Florida (2-2-91)
- 34 Five Times



B.L. "Country" Graham's 1953-54 squad set a school record with 118 points vs. Union, which still stands as the most points in a game in program history.

100-POINT GAMES

| | | | |
|--|--|---|--|
| 1-2-52 Kentucky ^58-116 L | 12-4-70 Arkansas A&M 114-86 W | 12-4-78 Bowling Green 100-78 W | 11-24-06 Nicholls 100-80 W |
| 1-7-52 Georgia 103-52 W | 12-12-70 Auburn 108-96 W | 1-11-79 Miss. State (2ot) 92-101 L | 11-16-07 Lamar 108-70 W |
| 12-8-52 Arkansas St. 100-80 W | 12-15-70 Southern Miss 109-100 W | 11-25-88 Christian Brothers 101-60 W | 11-27-07 Troy 102-76 W |
| 12-15-52 Florence St. 111-92 W | 12-19-70 Marshall 98-118 L | 2-1-89 LSU 75-105 L | 12-13-08 New Mexico 70-103 L |
| 12-20-52 Arkansas 72-104 L | 12-22-70 Vanderbilt 112-130 L | 3-4-89 LSU (ot) %113-112 W | 12-19-09 Centenary 108-64 W |
| 12-10-53 Union *118-82 W | 12-29-70 Baylor &113-132 L | 1-24-90 Miss. State (4ot) 102-104 L | 12-13-10 Miss. Valley St. 101-69 W |
| 12-1-55 Howard 113-62 W | 12-30-70 The Citadel 90-109 L | 2-21-90 Georgia 83-107 L | 12-30-10 Alcorn State 100-62 W |
| 12-10-55 David Lipscomb 109-78 W | 1-2-71 Kentucky 95-103 L | 3-3-90 LSU 94-103 L | 2-16-12 Vanderbilt 76-102 L |
| 12-14-55 Howard 108-74 W | 1-25-71 Florida 86-106 L | 1-30-91 Georgia 62-117 L | 11-22-13 Miss. Valley St. 111-82 W |
| 1-30-56 Miss. State 79-100 L | 1-30-71 LSU 113-90 W | 11-30-91 Prairie View 101-50 W | 12-8-13 Oregon 105-115 L |
| 2-6-56 LSU 76-100 L | 2-1-71 Alabama 91-101 L | 12-19-91 Alcorn State 111-67 W | 3-5-14 Arkansas 80-110 L |
| 2-18-56 Georgia 105-65 W | 2-6-71 Kentucky 86-121 L | 1-18-92 Arkansas 93-114 L | 12-16-17 Illinois State (ot) 97-101 L |
| 2-22-57 Tulane 74-102 L | 12-4-71 Arkansas A&M 107-60 W | 2-25-92 LSU 69-100 L | Overall 100-point game record . . . 44-55 |
| 2-16-59 Florida (ot) 97-102 L | 12-15-71 Southern Miss 107-92 W | 2-29-92 Auburn 84-110 L | Key: |
| 2-3-62 Tulane 77-107 L | 3-4-72 LSU 101-78 W | 3-7-92 Arkansas 83-100 L | ^ Largest margin of defeat for Ole Miss in a 100- |
| 2-8-64 Kentucky 59-102 L | 12-29-72 Texas A&M 83-100 L | 12-3-92 Houston Baptist 103-61 W | point contest; largest margin of defeat in Rebel history |
| 1-9-65 Alabama 72-107 L | 12-10-73 Arkansas 117-66 W | 12-21-92 SW Louisiana 87-103 L | was an 84-18 setback to Miss. State in the |
| 1-23-65 Miss. State 72-101 L | 12-28-73 Louisiana Tech 105-76 W | 2-15-95 LSU 102-90 W | 1913-14 season |
| 2-6-65 Kentucky 65-102 L | 1-6-75 Auburn 86-104 L | 12-19-95 Southern Miss (2ot) . 113-107 W | * Most points scored by Ole Miss in a single game |
| 1-8-66 Tennessee 55-102 L | 1-11-75 Tennessee 82-102 L | 2-5-96 Houston Baptist 106-63 W | # First game in Tad Smith Coliseum |
| 1-10-66 Vanderbilt 58-106 L | 1-27-75 Miss. State 80-100 L | 12-5-97 Long Island 102-99 W | & Most points by an Ole Miss opponent; most points |
| 2-21-66 Kentucky #65-108 L | 2-17-75 Kentucky 89-108 L | 12-17-97 Belmont 100-59 W | combined in a single game in Ole Miss history |
| 12-2-67 Miss. College 108-87 W | 2-22-75 Florida 101-92 W | 12-20-97 Prairie View 106-59 W | % Gerald Glass-Chris Jackson duel (Glass 53 points, |
| 2-26-68 Georgia 77-111 L | 1-10-76 LSU 74-100 L | 2-5-98 Arkansas 87-100 L | Jackson 55) |
| 2-8-69 Kentucky 68-104 L | 2-21-76 Tennessee 81-105 L | 11-28-98 Austin Peay St. 105-62 W | \$ School record for largest margin of victory |
| 1-31-70 LSU 86-109 L | 3-8-76 Auburn 88-103 L | 12-7-98 West Alabama 101-68 W | |
| 2-7-70 Kentucky 85-120 L | 1-10-77 Alabama 88-101 L | 12-29-98 Prairie View \$111-50 W | |
| 2-28-70 LSU 90-103 L | 1-24-77 Kentucky 73-100 L | 3-3-2001 Alabama 105-71 W | |
| 12-1-70 NE Louisiana 112-97 W | 11-26-77 Notre Dame 62-111 L | 11-26-05 Centenary 107-67 W | |


LARGEST MARGIN OF VICTORY

| | Date | Opponent | OM | Opp. | Margin |
|------|------------|---------------------|-----|------|--------|
| 1. | 12/29/1998 | Prairie View A&M | 111 | 50 | 61 |
| 2. | 12/7/1950 | Southwestern | 89 | 30 | 59 |
| T3. | 1923-24 | College Hill | 56 | 2 | 54 |
| T3. | 1/26/1917 | Union | 70 | 16 | 54 |
| 5. | 2/26/1945 | Arkansas State | 76 | 24 | 52 |
| T6. | 11/18/2000 | Arkansas-Pine Bluff | 98 | 47 | 51 |
| T6. | 11/30/1991 | Prairie View A&M | 101 | 50 | 51 |
| T6. | 12/10/1973 | Arkansas | 117 | 66 | 51 |
| T6. | 12/2/1957 | Howard | 97 | 46 | 51 |
| T6. | 12/1/1955 | Howard | 113 | 62 | 51 |
| T6. | 1/7/1952 | Georgia | 103 | 52 | 51 |
| T6. | 2/2/1937 | Water Valley | 83 | 32 | 51 |
| 13. | 1/5/1952 | Birmingham So. | 92 | 42 | 50 |
| 14. | 11/16/1998 | Belmont | 91 | 42 | 49 |
| 15. | 2/12/1914 | Meridian YMCA | 68 | 20 | 48 |
| T16. | 12/22/2020 | UT Martin | 90 | 43 | 47 |
| T16. | 11/28/2001 | Morris Brown | 92 | 45 | 47 |
| T16. | 12/30/1997 | Northwestern State | 99 | 52 | 47 |
| T16. | 12/20/1997 | Prarie View A&M | 106 | 59 | 47 |
| T20. | 11/23/2012 | Lipscomb | 91 | 45 | 46 |
| T20. | 1/8/1932 | Ecru | 76 | 30 | 46 |
| T20. | 2/9/1911 | Clark Memorial | 53 | 7 | 46 |
| T23. | 11/24/1997 | Ark. Pine Bluff | 81 | 36 | 45 |
| T23. | 12/30/1995 | Prairie View A&M | 96 | 51 | 45 |
| T23. | 1/9/1937 | Tupelo | 64 | 19 | 45 |
| T23. | 2/16/1920 | Millsaps | 60 | 15 | 45 |

LARGEST MARGIN OF DEFEAT

| | Date | Opponent | OM | Opp. | Margin |
|------|------------|----------------|----|------|--------|
| 1. | 2/26/1914 | Miss. State | 18 | 84 | 66 |
| 2. | 1/2/1952 | Kentucky | 58 | 116 | 58 |
| 3. | 1/30/1991 | Georgia | 62 | 117 | 55 |
| 4. | 2/16/1949 | Kentucky | 31 | 85 | 54 |
| T5. | 11/19/2005 | New Mexico | 42 | 95 | 53 |
| T5. | 2/15/1947 | Alabama | 30 | 83 | 53 |
| T5. | 2/25/1914 | Miss. State | 15 | 68 | 53 |
| 8. | 1/25/1913 | Union | 26 | 77 | 51 |
| 9. | 11/26/1977 | Notre Dame | 62 | 111 | 49 |
| 10. | 1/10/1966 | Vanderbilt | 58 | 106 | 48 |
| T11. | 2/17/1993 | Florida | 47 | 94 | 47 |
| T11. | 1/8/1966 | Tennessee | 55 | 102 | 47 |
| T11. | 2/3/1951 | Kentucky | 39 | 86 | 47 |
| 14. | 2/8/1965 | Tennessee | 50 | 96 | 46 |
| 15. | 2/16/2000 | LSU | 53 | 97 | 44 |
| T16. | 1/30/1967 | Kentucky | 53 | 96 | 43 |
| T16. | 2/21/1966 | Kentucky | 65 | 108 | 43 |
| T16. | 2/8/1964 | Kentucky | 59 | 102 | 43 |
| T19. | 1/14/1995 | Miss. State | 52 | 94 | 42 |
| T19. | 2/3/1968 | Tennessee | 46 | 88 | 42 |
| T19. | 1/27/1968 | Tennessee | 46 | 88 | 42 |
| T22. | 11/29/2019 | Oklahoma State | 37 | 78 | 41 |
| T22. | 2/14/1939 | LSU | 18 | 59 | 41 |
| T24. | 2/22/2006 | Kentucky | 40 | 80 | 40 |
| T24. | 2/15/1950 | Kentucky | 50 | 90 | 40 |
| T24. | 2/11/1949 | Tulane | 34 | 74 | 40 |
| T24. | 2/4/1915 | Millsaps | 20 | 60 | 40 |

2,000-POINT CLUB




| 1. JOHN STROUD | | 2,328 | | |
|-----------------------|------------|--------------|-------------|--|
| YEAR | GAMES | PTS | AVG | |
| 1976-77 | 26 | 376 | 14.5 | |
| 1977-78 | 27 | 488 | 18.1 | |
| 1978-79 | 27 | 709 | 26.3 | |
| 1979-80 | 30 | 755 | 25.2 | |
| TOTALS | 110 | 2328 | 21.2 | |

Stroud's 2,328 career points third in SEC history.




| 2. JOE HARVELL | | 2,078 | | |
|-----------------------|------------|--------------|-------------|--|
| YEAR | GAMES | PTS | AVG | |
| 1989-90 | 30 | 395 | 13.2 | |
| 1990-91 | 28 | 488 | 17.4 | |
| 1991-92 | 28 | 699 | 25.0 | |
| 1992-93 | 28 | 496 | 17.7 | |
| TOTALS | 114 | 2078 | 18.2 | |

Harvell's 2,078 career points 18th in SEC history.




| 3. CHRIS WARREN | | 2,021 | | |
|------------------------|------------|--------------|-------------|--|
| YEAR | GAMES | PTS | AVG | |
| 2007-08 | 35 | 554 | 15.8 | |
| 2008-09 | 11 | 216 | 19.6 | |
| 2009-10 | 35 | 602 | 17.2 | |
| 2010-11 | 34 | 649 | 19.1 | |
| TOTALS | 115 | 2021 | 17.6 | |

1,000-POINT CLUB



| 4. CARLOS CLARK | | 1,822 | | |
|------------------------|------------|--------------|-------------|--|
| YEAR | GAMES | PTS | AVG | |
| 1979-80 | 29 | 164 | 5.7 | |
| 1980-81 | 28 | 392 | 14.0 | |
| 1981-82 | 30 | 634 | 21.1 | |
| 1982-83 | 31 | 632 | 20.4 | |
| TOTALS | 118 | 1822 | 15.4 | |



| 8. KEITH CARTER | | 1,682 | | |
|------------------------|------------|--------------|-------------|--|
| YEAR | GAMES | PTS | AVG | |
| 1995-96 | 27 | 372 | 13.8 | |
| 1996-97 | 28 | 340 | 12.1 | |
| 1997-98 | 29 | 428 | 14.8 | |
| 1998-99 | 33 | 542 | 16.4 | |
| TOTALS | 117 | 1682 | 14.3 | |



| 5. ELSTON TURNER | | 1,805 | | |
|-------------------------|------------|--------------|-------------|--|
| YEAR | GAMES | PTS | AVG | |
| 1977-78 | 27 | 269 | 9.9 | |
| 1978-79 | 27 | 430 | 15.9 | |
| 1979-80 | 30 | 508 | 16.9 | |
| 1980-81 | 29 | 598 | 20.6 | |
| TOTALS | 113 | 1805 | 15.9 | |



| 9. JARVIS SUMMERS | | 1,629 | | |
|--------------------------|------------|--------------|-------------|--|
| YEAR | GAMES | PTS | AVG | |
| 2011-12 | 34 | 354 | 10.4 | |
| 2012-13 | 34 | 309 | 9.1 | |
| 2013-14 | 33 | 570 | 17.3 | |
| 2014-15 | 33 | 396 | 12.0 | |
| TOTALS | 134 | 1629 | 12.2 | |



| 6. BREEIN TYREE | | 1,797 | | |
|------------------------|------------|--------------|-------------|--|
| YEAR | GAMES | PTS | AVG | |
| 2016-17 | 34 | 249 | 7.3 | |
| 2007-18 | 33 | 347 | 10.8 | |
| 2018-19 | 33 | 591 | 17.9 | |
| 2019-20 | 31 | 610 | 19.7 | |
| TOTALS | 130 | 1797 | 13.8 | |




| 10. JOE GIBBON | | 1,601 | | |
|-----------------------|-----------|--------------|-------------|--|
| YEAR | GAMES | PTS | AVG | |
| 1953-54 | 20 | 109 | 5.5 | |
| 1954-55 | 23 | 373 | 16.2 | |
| 1955-56 | 22 | 488 | 22.2 | |
| 1956-57 | 21 | 631 | 30.1 | |
| TOTALS | 86 | 1601 | 18.9 | |



| 7. JUSTIN REED | | 1,785 | | |
|-----------------------|------------|--------------|-------------|--|
| YEAR | GAMES | PTS | AVG | |
| 2000-01 | 35 | 385 | 11.0 | |
| 2001-02 | 31 | 453 | 14.6 | |
| 2002-03 | 28 | 430 | 15.4 | |
| 2003-04 | 28 | 517 | 18.5 | |
| TOTALS | 122 | 1785 | 14.6 | |



| 11. GERALD GLASS | | 1,564 | | |
|-------------------------|-----------|--------------|-------------|--|
| YEAR | GAMES | PTS | AVG | |
| 1988-89 | 30 | 841 | 28.0 | |
| 1989-90 | 30 | 723 | 24.1 | |
| TOTALS | 60 | 1564 | 26.1 | |



| 12. DON KESSINGER | | 1,553 | |
|-------------------|-------|-----------|------|
| YEAR | GAMES | PTS | AVG |
| 1961-62 | 25 | 536 | 21.4 |
| 1962-63 | 23 | 501 | 21.8 |
| 1963-64 | 22 | 516 | 23.5 |
| TOTALS | | 70 | |
| 1553 | | 22.2 | |



| 20. DEVONTAE SHULER | | 1,319 | |
|---------------------|------------|-------------|-------------|
| YEAR | GAMES | PTS | AVG |
| 2017-18 | 32 | 193 | 6.0 |
| 2018-19 | 33 | 340 | 10.3 |
| 2019-20 | 32 | 374 | 11.7 |
| 2020-21 | 27 | 412 | 15.3 |
| TOTALS | 124 | 1319 | 10.6 |



| 13. TERENCE DAVIS | | 1,512 | |
|-------------------|------------|-------------|-------------|
| YEAR | GAMES | PTS | AVG |
| 2015-16 | 20 | 36 | 1.8 |
| 2016-17 | 36 | 535 | 14.9 |
| 2017-18 | 32 | 440 | 13.8 |
| 2018-19 | 33 | 501 | 15.2 |
| TOTALS | 121 | 1512 | 12.5 |



| 21. COB JARVIS | | 1,313 | |
|----------------|-----------|-------------|-------------|
| YEAR | GAMES | PTS | AVG |
| 1951-52 | 26 | 403 | 15.5 |
| 1952-53 | 24 | 557 | 23.2 |
| 1953-54 | 18 | 353 | 19.6 |
| TOTALS | 68 | 1313 | 19.3 |



| 14. AARON HARPER | | 1,505 | |
|------------------|------------|-------------|-------------|
| YEAR | GAMES | PTS | AVG |
| 2000-01 | 35 | 321 | 9.2 |
| 2001-02 | 31 | 368 | 11.9 |
| 2002-03 | 29 | 354 | 12.2 |
| 2003-04 | 28 | 462 | 16.5 |
| TOTALS | 123 | 1505 | 12.2 |



| 22. STEFAN MOODY | | 1,294 | |
|------------------|-----------|-------------|-------------|
| YEAR | GAMES | PTS | AVG |
| 2014-15 | 34 | 563 | 16.6 |
| 2015-16 | 31 | 731 | 23.6 |
| TOTALS | 65 | 1294 | 19.9 |



| 15. MURPHY HOLLOWAY | | 1,476 | |
|---------------------|------------|-------------|-------------|
| YEAR | GAMES | PTS | AVG |
| 2008-09 | 31 | 261 | 8.4 |
| 2009-10 | 34 | 345 | 10.1 |
| 2011-12 | 31 | 348 | 11.2 |
| 2012-13 | 36 | 522 | 14.5 |
| TOTALS | 132 | 1476 | 11.2 |



| 23. MARSHALL HENDERSON | | 1,293 | |
|------------------------|-----------|-------------|-------------|
| YEAR | GAMES | PTS | AVG |
| 2012-13 | 36 | 722 | 20.6 |
| 2013-14 | 30 | 571 | 19.3 |
| TOTALS | 66 | 1293 | 19.6 |



| 16. ANSU SESAY | | 1,428 | |
|----------------|------------|-------------|-------------|
| YEAR | GAMES | PTS | AVG |
| 1994-95 | 27 | 195 | 7.2 |
| 1995-96 | 25 | 264 | 10.6 |
| 1996-97 | 29 | 429 | 14.8 |
| 1997-98 | 29 | 540 | 18.6 |
| TOTALS | 110 | 1428 | 13.0 |



| 24. JASON SMITH | | 1,286 | |
|-----------------|------------|-------------|-------------|
| YEAR | GAMES | PTS | AVG |
| 1995-96 | 27 | 248 | 9.2 |
| 1996-97 | 29 | 330 | 11.4 |
| 1997-98 | 29 | 283 | 9.8 |
| 1998-99 | 33 | 425 | 12.9 |
| TOTALS | 118 | 1286 | 10.9 |



| 17. ERIC LAIRD | | 1,421 | |
|----------------|------------|-------------|-------------|
| YEAR | GAMES | PTS | AVG |
| 1981-82 | 30 | 239 | 7.9 |
| 1982-83 | 31 | 347 | 11.2 |
| 1983-84 | 28 | 488 | 17.3 |
| 1984-85 | 21 | 347 | 16.5 |
| TOTALS | 110 | 1421 | 12.9 |



| 25. ZACH GRAHAM | | 1,274 | |
|-----------------|------------|-------------|------------|
| YEAR | GAMES | PTS | AVG |
| 2007-08 | 35 | 206 | 5.9 |
| 2008-09 | 31 | 264 | 8.5 |
| 2009-10 | 35 | 321 | 9.2 |
| 2010-11 | 34 | 483 | 14.2 |
| TOTALS | 135 | 1274 | 9.4 |



| 18. JACK WATERS | | 1,384 | |
|-----------------|-----------|-------------|-------------|
| YEAR | GAMES | PTS | AVG |
| 1958-59 | 24 | 446 | 18.6 |
| 1959-60 | 24 | 469 | 19.5 |
| 1960-61 | 23 | 469 | 20.4 |
| TOTALS | 71 | 1384 | 19.5 |



| 26. SEBASTIAN SAIZ | | 1,273 | |
|--------------------|------------|-------------|------------|
| YEAR | GAMES | PTS | AVG |
| 2013-14 | 33 | 168 | 5.1 |
| 2014-15 | 34 | 257 | 7.6 |
| 2015-16 | 26 | 305 | 11.7 |
| 2016-17 | 36 | 543 | 15.1 |
| TOTALS | 129 | 1273 | 9.9 |




| 19. TIM JUMPER | | 1,375 | |
|----------------|------------|-------------|-------------|
| YEAR | GAMES | PTS | AVG |
| 1987-88 | 29 | 394 | 13.6 |
| 1988-89 | 22 | 277 | 12.6 |
| 1989-90 | 30 | 353 | 11.8 |
| 1990-91 | 28 | 351 | 12.5 |
| TOTALS | 109 | 1375 | 12.6 |



| 27. B.L. "COUNTRY" GRAHAM | | 1,259 | |
|---------------------------|-----------|-------------|-------------|
| YEAR | GAMES | PTS | AVG |
| 1935-36 | 18 | 262 | 14.6 |
| 1936-37 | 26 | 422 | 16.2 |
| 1937-38 | 32 | 575 | 17.4 |
| TOTALS | 76 | 1259 | 16.6 |



| 28. DWAYNE CURTIS | | | | 1,232 |
|-------------------|-----------|-------------|-------------|-------|
| YEAR | GAMES | PTS | AVG | |
| 2005-06 | 29 | 393 | 13.6 | |
| 2006-07 | 26 | 316 | 12.2 | |
| 2007-08 | 35 | 523 | 14.9 | |
| TOTALS | 90 | 1232 | 13.7 | |




| 35. FRED COX | | | | 1,105 |
|---------------|-----------|-------------|-------------|-------|
| YEAR | GAMES | PTS | AVG | |
| 1971-72 | 25 | 401 | 16.0 | |
| 1972-73 | 26 | 370 | 14.2 | |
| 1973-74 | 25 | 334 | 13.4 | |
| TOTALS | 76 | 1105 | 14.5 | |




| 29. WALTER ACTWOOD | | | | 1,216 |
|--------------------|------------|-------------|-------------|-------|
| YEAR | GAMES | PTS | AVG | |
| 1973-74 | 25 | 245 | 9.8 | |
| 1974-75 | 26 | 360 | 13.8 | |
| 1975-76 | 27 | 324 | 12.0 | |
| 1976-77 | 25 | 287 | 11.5 | |
| TOTALS | 103 | 1216 | 11.8 | |



| 36. TERRANCE HENRY | | | | 1,095 |
|--------------------|------------|-------------|------------|-------|
| YEAR | GAMES | PTS | AVG | |
| 2008-09 | 31 | 131 | 4.2 | |
| 2009-10 | 33 | 211 | 6.4 | |
| 2010-11 | 34 | 329 | 9.7 | |
| 2011-12 | 34 | 424 | 12.5 | |
| TOTALS | 132 | 1095 | 8.3 | |




| 30. ROD BARNES | | | | 1,201 |
|----------------|------------|-------------|-------------|-------|
| YEAR | GAMES | PTS | AVG | |
| 1984-85 | 16 | 17 | 1.1 | |
| 1985-86 | 29 | 297 | 10.2 | |
| 1986-87 | 29 | 336 | 11.6 | |
| 1987-88 | 29 | 551 | 19.0 | |
| TOTALS | 103 | 1201 | 11.7 | |



| 37. COOLIDGE BALL | | | | 1,072 |
|-------------------|-----------|-------------|-------------|-------|
| YEAR | GAMES | PTS | AVG | |
| 1971-72 | 25 | 421 | 16.8 | |
| 1972-73 | 26 | 357 | 13.7 | |
| 1973-74 | 25 | 294 | 11.8 | |
| TOTALS | 76 | 1072 | 14.1 | |



| 31. RAHIM LOCKHART | | | | 1,160 |
|--------------------|------------|-------------|------------|-------|
| YEAR | GAMES | PTS | AVG | |
| 1997-98 | 27 | 95 | 3.5 | |
| 1998-99 | 28 | 206 | 7.4 | |
| 1999-2000 | 33 | 403 | 12.2 | |
| 2000-01 | 35 | 456 | 13.0 | |
| TOTALS | 123 | 1160 | 9.4 | |



| 38. JASON HARRISON | | | | 1,066 |
|--------------------|------------|-------------|------------|-------|
| YEAR | GAMES | PTS | AVG | |
| 1998-99 | 33 | 208 | 6.3 | |
| 1999-00 | 33 | 311 | 9.4 | |
| 2000-01 | 35 | 247 | 7.1 | |
| 2001-02 | 31 | 300 | 9.7 | |
| TOTALS | 132 | 1066 | 8.1 | |



| 32. KEN TURNER | | | | 1,159 |
|----------------|-----------|-------------|-------------|-------|
| YEAR | GAMES | PTS | AVG | |
| 1966-67 | 25 | 359 | 14.5 | |
| 1967-68 | 24 | 332 | 13.8 | |
| 1968-69 | 24 | 468 | 19.5 | |
| TOTALS | 73 | 1159 | 15.9 | |



| 39. RON COLEMAN | | | | 1,046 |
|-----------------|-----------|-------------|-------------|-------|
| YEAR | GAMES | PTS | AVG | |
| 1967-68 | 23 | 244 | 10.6 | |
| 1968-69 | 24 | 303 | 12.6 | |
| 1969-70 | 24 | 499 | 20.8 | |
| TOTALS | 71 | 1046 | 14.7 | |



| 33. JACK MARSHALL | | | | 1,137 |
|-------------------|------------|-------------|-------------|-------|
| YEAR | GAMES | PTS | AVG | |
| 1945-46 | 17 | 162 | 10.6 | |
| 1946-47 | 19 | 133 | 7.0 | |
| 1947-48 | 23 | 280 | 12.2 | |
| 1948-49 | 21 | 283 | 13.5 | |
| 1949-50 | 25 | 279 | 11.2 | |
| TOTALS | 105 | 1137 | 10.8 | |



| 40. DENVER BRACKEEN | | | | 1,040 |
|---------------------|-----------|-------------|-------------|-------|
| YEAR | GAMES | PTS | AVG | |
| 1953-54 | 20 | 441 | 22.1 | |
| 1954-55 | 22 | 599 | 27.2 | |
| TOTALS | 42 | 1040 | 24.8 | |



| 34. JOE AYERS | | | | 1,130 |
|---------------|------------|-------------|-------------|-------|
| YEAR | GAMES | PTS | AVG | |
| 1983-84 | 27 | 150 | 5.6 | |
| 1984-85 | 27 | 338 | 12.5 | |
| 1985-86 | 29 | 244 | 8.4 | |
| 1986-87 | 29 | 398 | 13.7 | |
| TOTALS | 112 | 1130 | 10.1 | |



| 41. TODD ABERNETHY | | | | 1,036 |
|--------------------|------------|-------------|------------|-------|
| YEAR | GAMES | PTS | AVG | |
| 2003-04 | 28 | 150 | 5.4 | |
| 2004-05 | 31 | 256 | 8.3 | |
| 2005-06 | 30 | 259 | 8.6 | |
| 2006-07 | 33 | 371 | 11.2 | |
| TOTALS | 122 | 1036 | 8.5 | |

INDIVIDUAL RECORDS

* - Denotes SEC Record

POINTS SCORED

CAREER

1. 2,328 John Stroud (110 games, 1977-80)
2. 2,078 Joe Harvell (114 games, 1990-93)
3. 2,021 Chris Warren (115 games, 2008-11)
4. 1,822 Carlos Clark (118 games, 1980-83)
5. 1,805 Elston Turner (113 games, 1978-81)
6. 1,797 Breein Tyree (130 games, 2017-20)
7. 1,785 Justin Reed (122 games, 2001-04)
8. 1,682 Keith Carter (117 games, 1996-99)
9. 1,629 Jarvis Summers (134 games, 2012-15)
10. 1,601 Joe Gibbon (86 games, 1954-57)
11. 1,564 Gerald Glass (60 games, 1989-90)
12. 1,553 Don Kessinger (70 games, 1962-64)
13. 1,512 Terence Davis (121 games, 2016-19)
14. 1,505 Aaron Harper (123 games, 2001-04)
15. 1,476 Murphy Holloway (132 games, 2009-13)
16. 1,428 Ansu Sesay (110 games, 1995-98)
17. 1,421 Eric Laird (110 games, 1982-85)
18. 1,384 Jack Waters (71 games, 1959-61)
19. 1,375 Tim Jumper (109 games, 1988-91)
20. 1,319 Devontae Shuler (124 games, 2018-21)
21. 1,313 Cob Jarvis (68 games, 1952-54)
22. 1,294 Stefan Moody (65 games, 2014-16)
23. 1,293 Marshall Henderson (66 games, 2013-14)
24. 1,286 Jason Smith (118 games, 1996-99)
25. 1,274 Zach Graham (135 games, 2008-11)
26. 1,273 Sebastian Saiz (129 games, 2014-17)
27. 1,259 B.L. Graham (76 games, 1936-38)
28. 1,232 Dwayne Curtis (90 games, 2006-08)
29. 1,216 Walter Actwood (103 games, 1974-77)
30. 1,201 Roderick Barnes (103 games, 1985-88)
31. 1,160 Rahim Lockhart (123 games, 1998-2001)
32. 1,159 Ken Turner (73 games, 1967-69)
33. 1,137 Jack Marshall (105 games, 1946-50)
34. 1,130 Joe Ayers (112 games, 1984-87)
35. 1,105 Fred Cox (76 games, 1972-74)
36. 1,095 Terrance Henry (132 games, 2009-12)
37. 1,072 Coolidge Ball (76 games, 1972-74)
38. 1,066 Jason Harrison (132 games, 1999-2002)
39. 1,046 Ron Coleman (71 games, 1968-70)
40. 1,040 Denver Brackeen (42 games, 1954-55)
41. 1,036 Todd Abernethy (122 games, 2004-07)



Ole Miss' all-time leading scorer John Stroud boasts the third-most points in SEC history.

SEASON

1. 923 Johnny Neumann (23 games, 1971)
2. 841 Gerald Glass (30 games, 1989)
3. 755 John Stroud (30 games, 1980)
4. 731 Stefan Moody (31 games, 2016)
5. 723 Gerald Glass (30 games, 1990)
6. 722 Marshall Henderson (36 games, 2013)
7. 709 John Stroud (27 games, 1979)
8. 699 Joe Harvell (28 games, 1992)
9. 649 Chris Warren (34 games, 2011)
10. 634 Carlos Clark (30 games, 1982)

GAME

1. 63 Johnny Neumann vs. LSU (1-30-71)
2. 60 Johnny Neumann vs. Baylor (12-29-70)
3. 57 Johnny Neumann vs. USM (12-15-70)
4. 53 Gerald Glass vs. LSU (3-4-89)
- 53 Johnny Neumann vs. Vanderbilt (12-2-70)
6. 51 Johnny Neumann vs. Ark. A&M (12-4-70)
7. 49 Don Kessinger vs. Tulane (2-2-63)
8. 48 Don Kessinger vs. Tennessee (2-12-63)
9. 47 Johnny Neumann vs. Kentucky (1-2-71)
10. 46 Johnny Neumann vs. Vanderbilt (2-10-71)
- 46 Johnny Neumann vs. Kentucky (2-6-71)
- 46 Joe Gibbon vs. LSU (2-23-57)
13. 43 Johnny Neumann vs. Alabama (2-1-71)
- 43 Johnny Neumann vs. Marshall (12-19-70)
- 43 Joe Gibbon vs. Tennessee (2-11-57)
- 43 Stefan Moody vs. Mississippi St. (3-2-16)
17. 42 John Stroud vs. Mississippi St. (1-11-79)
18. 41 Deandre Burnett vs. Oral Roberts (11-18-2016)
- 41 John Stroud vs. Memphis State (12-26-78)
- 41 Johnny Neumann vs. NE Louisiana (12-1-70)
- 41 Joe Gibbon vs. Georgia (2-16-57)

SCORING AVERAGE

CAREER

1. 40.1 Johnny Neumann (23 games, 1971)
2. 26.1 Gerald Glass (60 games, 1989-90)
3. 24.8 Denver Brackeen (42 games, 1954-55)
4. 22.2 Don Kessinger (70 games, 1962-64)
5. 21.2 John Stroud (110 games, 1977-80)
6. 19.9 Stefan Moody (65 games, 2014-16)
7. 19.6 Marshall Henderson (66 games, 2013-214)
8. 19.5 Jack Waters (71 games, 1959-61)
9. 19.3 Cob Jarvis (68 games, 1952-54)
10. 18.9 Joe Gibbon (86 games, 1954-57)

SEASON

1. 40.1 Johnny Neumann (23 games, 1971)
2. 30.1 Joe Gibbon (21 games, 1957)
3. 28.0 Gerald Glass (30 games, 1989)
4. 27.2 Denver Brackeen (22 games, 1955)
5. 26.3 John Stroud (27 games, 1979)
6. 25.2 John Stroud (30 games, 1980)
7. 25.0 Joe Harvell (28 games, 1992)
8. 24.1 Gerald Glass (30 games, 1990)
9. 23.6 Stefan Moody (31 games, 2016)
10. 23.5 Don Kessinger (22 games, 1964)



Joe Harvell scored the second-most points in school history and is one of three Rebels to reach 2,000.

FIELD GOALS MADE

CAREER

1. 894 John Stroud (110 games, 1977-80)
2. 813 Joe Harvell (114 games, 1989-93)
3. 754 Elston Turner (113 games, 1978-81)
4. 710 Carlos Clark (118 games, 1980-83)
5. 679 Justin Reed (122 games, 2001-04)
6. 634 Chris Warren (115 games, 2008-11)
7. 615 Murphy Holloway (132 games, 2009-13)
8. 612 Don Kessinger (70 games, 1962-64)
9. 610 Gerald Glass (60 games, 1989-90)
10. 603 Breein Tyree (130 games, 2017-20)

SEASON

1. 366 Johnny Neumann (23 games, 1971)
2. 326 Gerald Glass (30 games, 1989)
3. 284 Gerald Glass (30 games, 1990)
4. 277 John Stroud (27 games, 1979)
5. 267 Joe Harvell (28 games, 1992)
6. 261 John Stroud (30 games, 1980)
7. 251 Carlos Clark (30 games, 1982)
8. 246 Elston Turner (30 games, 1981)
9. 235 Carlos Clark (31 games, 1983)
10. 227 Joe Gibbon (21 games, 1957)

GAME

1. 26 *Johnny Neumann vs. LSU (1-30-71)
2. 24 Johnny Neumann vs. Baylor (12-29-70)
3. 23 Johnny Neumann vs. Vanderbilt (12-22-70)

4. 22 Don Kessinger vs. Tulane (2-2-63)
5. 21 Johnny Neumann vs. Ark. A&M (12-4-70)
6. 20 Gerald Glass vs. LSU (3-4-89)
- 20 Johnny Neumann vs. Kentucky (1-2-71)
- 20 Johnny Neumann vs. USM (12-15-70)
9. 19 Johnny Neumann vs. Vanderbilt (2-10-71)
10. 18 Johnny Neumann vs. Kentucky (2-6-71)
- 18 Johnny Neumann vs. NE Louisiana (12-1-70)
- 18 Don Kessinger vs. Tennessee (2-12-63)

FIELD GOALS ATTEMPTED

CAREER

1. 1,708 Joe Harvell (114 games, 1990-93)
2. 1,695 John Stroud (110 games, 1977-80)
3. 1,563 Chris Warren (115 games, 2008-11)
4. 1,495 Elston Turner (113 games, 1978-81)
5. 1,452 Joe Gibbon (86 games, 1954-57)
6. 1,434 Breein Tyree (130 games, 2017-20)
7. 1,425 Justin Reed (122 games, 2001-04)
8. 1,411 Don Kessinger (70 games, 1962-64)
9. 1,321 Jack Waters (71 games, 1959-61)
10. 1,297 Carlos Clark (118 games, 1980-83)

SEASON

1. 792 Johnny Neumann (23 games, 1971)
2. 613 Gerald Glass (30 games, 1989)
3. 580 Gerald Glass (30 games, 1990)
4. 549 Marshall Henderson (36 games, 2013)
5. 548 Joe Gibbon (21 games, 1957)
6. 537 Joe Harvell (28 games, 1992)
7. 509 Stefan Moody (31 games, 2016)
8. 496 Don Kessinger (22 games, 1964)
9. 495 Jack Waters (24 games, 1959)
10. 487 Marshall Henderson (22 games, 2014)

GAME

1. 50 Johnny Neumann vs. Kentucky (2-6-71)
2. 49 Johnny Neumann vs. Vanderbilt (12-22-70)
3. 44 Johnny Neumann vs. USM (12-15-70)
4. 43 Johnny Neumann vs. Marshall (12-19-70)
5. 41 Johnny Neumann vs. Kentucky (2-6-71)
6. 40 Johnny Neumann vs. LSU (1-30-71)
- 40 Johnny Neumann vs. Baylor (12-29-70)
- 40 Johnny Neumann vs. Florida (1-25-71)
9. 39 Johnny Neumann vs. Alabama (2-1-71)
10. 36 Gerald Glass vs. LSU (3-4-89)
- 36 Johnny Neumann vs. NE Louisiana (12-1-70)
- 36 Joe Gibbon vs. LSU (2-23-57)

FIELD GOAL PERCENTAGE

CAREER (MINIMUM 600 ATTEMPTS)

1. .584 Dwayne Curtis (506-866, 2006-08)
2. .573 Reginald Buckner (353-616, 2010-13)
3. .561 Rahim Lockhart (474-845, 1998-2001)
4. .560 Roger Stieg (350-624, 1980-83)
5. .554 Marcus Hicks (342-617, 1999-2000)
6. .5474 Carlos Clark (710-1297, 1980-83)
7. .5470 Fred Cox (448-819, 1972-74)
8. .544 Murphy Holloway (615-1130, 2009-13)
9. .527 John Stroud (894-1695, 1977-80)
10. .516 Curtis Ritchwood (314-609, 1985-86)

SEASON (MINIMUM 150 ATTEMPTS)

1. .638 Marcus Hicks (162-254, 1999)
2. .633 Dwayne Curtis (212-335, 2008)



Marshall Henderson set the NCAA record with 394 3-point attempts in 2012-13.

3. .628 Fred Cox (152-242, 1974)
4. .622 Carlos Clark (251-403, 1982)
5. .594 Reginald Buckner (95-160, 2011)
6. .587 Reginald Buckner (125-213, 2013)
7. .581 Nysier Brooks (129-222, 2022)
- .581 Rahim Lockhart (165-284, 2000)
9. .578 John Stroud (277-479, 1979)
10. .569 Roger Steig (119-209, 1983)

GAME (MINIMUM 20 ATTEMPTS)

1. .800 John Stroud vs. Alabama, 16-20 (2-24-79)
2. .786 Don Kessinger vs. Tulane, 22-28 (2-2-63)
3. .727 John Stroud vs. Memphis, 16-22 (12-26-78)
4. .714 John Stroud vs. Kentucky, 15-21 (2-5-79)
5. .667 Cob Jarvis vs. Florence St., 16-24 (12-15-52)

GAME (MINIMUM 10 ATTEMPTS)

1. 1.000 Jarrell Evans vs. Abilene Christian, 12-12 (11-29-93)
2. .909 Matthew Murrell vs. Miss. St., 10-11 (1-8-22)
- .909 Rahim Lockhart vs. SE La., 10-11 (12-13-2000)
- .909 Carlos Clark vs. UAB, 10-11 (12-6-80)
- .909 Fred Cox vs. Florida, 10-11 (1-21-74)
- .909 Marcanvis Hymn vs. Towson, 10-11 (11-20-15)
7. .900 Devontae Shuler vs. Jackson St., 9-10 (12/10/2020)
- .900 Marcus Hicks vs. Villanova, 9-10 (3-12-99)
- .900 John Jackson vs. Houston Baptist, 9-10 (2-5-96)
- .900 Joe Kyles vs. Georgia, 9-10 (1-9-77)

3-POINT FIELD GOALS MADE

CAREER

1. 334 Chris Warren (115 games, 2008-11)
2. 278 Aaron Harper (123 games, 2001-04)
3. 267 Marshall Henderson (66 games, 2013-14)
4. 249 Keith Carter (117 games, 1996-99)
5. 214 Joe Harvell (114 games, 1990-93)
6. 207 Breein Tyree (130 games, 2017-20)
7. 181 Stefan Moody (65 games, 2014-16)
8. 178 Devontae Shuler (124 games, 2018-21)

9. 176 Terence Davis (121 games (2016-19)
10. 163 Jason Harrison (132 games, 1999-02)

SEASON

1. 138 Marshall Henderson (36 games, 2013)
2. 129 Marshall Henderson (30 games, 2014)
3. 111 Chris Warren (35 games, 2010)
4. 103 Stefan Moody (31 games, 2016)
- 103 Chris Warren (35 games, 2008)
6. 96 Clarence Sanders (34 games, 2007)
7. 95 Chris Warren (34 games, 2011)
8. 83 Aaron Harper (31 games, 2002)
9. 79 Joe Harvell (28 games, 1992)
10. 78 Stefan Moody (34 games, 2015)

GAME

1. 10 Marshall Henderson vs. Oregon, 10-23 (12-8-13)
2. 9 Deandre Burnett vs. Oral Roberts (11-18-16)
3. 8 Breein Tyree vs. Middle Tennessee (12-14-19)
- 8 Stefan Moody vs. Alabama 8-17 (3-10-16)
- 8 Stefan Moody vs. Miss. State, 8-12 (2-19-15)
- 8 Marshall Henderson vs. Missouri, 8-15 (2-8-14)
- 8 Marshall Henderson vs. Tennessee, 8-19 (1-29-14)
- 8 Marshall Henderson vs. Auburn, 8-12 (2-23-13)
- 8 Chris Warren vs. So. Carolina, 8-15 (2-22-11)
- 8 Keith Carter vs. Prairie View, 8-10 (12-29-98)



Chris Warren finished his career as the school record holder for 3-pointers in a career, season and game. He ranks fifth in Southeastern Conference history with 334 career triples.

3-POINT FIELD GOALS ATTEMPTED

CAREER

1. 900 Chris Warren (115 games, 2008-11)
2. 771 Marshall Henderson (66 games, 2013-2014)
3. 720 Aaron Harper (123 games, 2001-04)
4. 686 Keith Carter (117 games, 1996-99)
5. 581 Breein Tyree (130 games, 2017-20)
6. 528 Joe Harvell (114 games, 1990-93)
7. 523 Devontae Shuler (124 games, 2018-21)
8. 519 Terence Davis (121 games, 2016-19)
9. 494 Stefan Moody (65 games, 2015-16)
10. 454 Jason Harrison (132 games, 1999-2002)

SEASON

1. 394 Marshall Henderson (36 games, 2013)
2. 377 Marshall Henderson (30 games, 2014)
3. 279 Chris Warren (34 games, 2011)
4. 275 Chris Warren (35 games, 2010)
5. 272 Stefan Moody (31 games, 2016)
6. 265 Chris Warren (35 games, 2008)
7. 262 Clarence Sanders (34 games, 2007)
8. 222 Stefan Moody (34 games, 2015)
9. 220 Keith Carter (33 games, 1999)
10. 217 David Huertas (30 games, 2009)



Four-year letterwinner Jarvis Summers ranks in the top-10 in school history in scoring, assists and free throws made.

GAME

1. 23 Marshall Henderson vs. Oregon, 10-23 (12-8-13)
2. 19 Marshall Henderson vs. Miss. State, 7-19 (3-13-14)
- 19 Marshall Henderson vs. Tennessee, 8-19 (1-29-14)
4. 18 Marshall Henderson vs. Miss. St., 3-18 (3-2-13)
5. 17 Stefan Moody vs. Alabama, 8-17 (3-10-16)
6. 16 Marshall Henderson vs. Georgia, 2-16 (3-14-13)
- 16 Marshall Henderson vs. Texas A&M, 5-16 (3-1-14)
- 16 Marshall Henderson vs. Florida, 5-16 (2-22-14)
- 16 Marshall Henderson vs. Indiana St., 7-16 (12-22-12)
- 16 Clarence Sanders vs. Miss. St., 4-16 (1-10-07)
11. 15 Stefan Moody at Texas A&M, 5-15 (2-16-16)
- 15 Stefan Moody vs. Vanderbilt, 3-15 (2-6-16)
- 15 Marshall Henderson vs. Missouri, 8-15 (2-8-14)
- 15 Marshall Henderson vs. LaSalle, 4-15 (3-24-13)
- 15 Marshall Henderson vs. Tennessee, 6-15 (1-24-13)

3-POINT FIELD GOAL PERCENTAGE

CAREER (MINIMUM 90 ATTEMPTS)

1. .443 John Matthews, 54-122 (80 games, 1988-91)
2. .409 Cullen Neal, 63-154 (36 games, 2016-17)
3. .405 Joe Harvell, 214-528 (114 games, 1990-93)
4. .397 Rod Barnes, 50-126 (58 games, 1986-88)
5. .393 Kendrick Fox, 107-272 (112 games, 2002-05)
6. .389 David Sanders, 72-185 (95 games, 2001-03)
7. .386 Aaron Harper, 278-720 (123 games, 2001-04)
8. .382 Todd Abernethy, 158-414 (122 games, 2004-07)
9. .379 Ronnie Miller, 36-95 (58 games, 1986-88)
10. .377 Gerald Glass, 87-231 (60 games, 1989-90)

SEASON (MINIMUM 25 ATTEMPTS)

1. .600 Keith Kessinger, 15-25 (1987)
2. .507 David Sanders, 36-71 (2002)
3. .500 Walsh Jordan, 17-34 (1994)
- .500 David Midlick, 15-30 (1989)
- .500 John Matthews, 30-60 (1990)

GAME (MINIMUM 4 ATTEMPTS)

1. 1.000 Matthew Murrell vs. Miss. St., 5-5 (1-8-22)
- 1.000 Devontae Shuler vs. Jackson St., 5-5 (12-10-2020)
- 1.000 Joe Harvell vs. Tennessee, 5-5 (3-9-90)
- 1.000 Eniel Polynice vs. UNO, 4-4 (11-30-06)
- 1.000 Kendrick Fox vs. Nicholls St., 4-4 (12-13-04)
- 1.000 LaTaryl Williams vs. VCU, 4-4 (12-7-99)
- 1.000 Robert Butler vs. So. Carolina, 4-4 (2-8-95)
- 1.000 Rod Barnes vs. Miss. St., 4-4 (2-14-87)
9. .857 Josh Hayes vs. Troy St., 6-7 (12-18-00)
10. .833 Tye Fagan at Tennessee, 5-6 (1-5-22)
- .833 Deandre Burnett vs. Utah, 5-6 (11-20-18)
- .833 Zach Graham vs. Arkansas, 5-6 (3-5-11)
- .833 Jason Flanigan vs. MBC, 5-6 (12-30-00)

FREE THROWS MADE

CAREER

1. 540 John Stroud (110 games, 1977-80)
2. 463 Jarvis Summers (134 games, 2012-15)
3. 419 Chris Warren (115 games, 2008-11)
4. 409 Joe Gibbon (86 games, 1954-57)
5. 403 Ken Turner (73 games, 1967-69)
6. 401 Carlos Clark (118 games, 1980-83)
7. 393 Ansu Sesay (110 games, 1995-98)
8. 385 Cob Jarvis (68 games, 1952-54)
9. 384 Breein Tyree (130 games, 2017-20)
10. 382 Justin Reed (122 games, 2001-04)



In just two seasons as a Rebel, Stefan Moody ranked third in Ole Miss history with a 85.7 free throw percentage, sixth on the career scoring average list at 19.9 ppg and sixth with 181 3-pointers made.

SEASON

1. 233 John Stroud (30 games, 1980)
2. 212 Stefan Moody (31 games, 2016)
3. 193 Denver Brackeen (22 games, 1955)
4. 192 Deandre Burnett (33 games, 2017)
5. 191 Johnny Neumann (23 games, 1971)
6. 177 Joe Gibbon (21 games, 1957)
7. 168 Chris Warren (34 games, 2011)
8. 166 Marshall Henderson (36 games, 2013)
9. 162 Carlos Clark (31 games, 1983)
10. 160 Sebastian Saiz (36 games, 2017)

GAME

1. 17 Carlos Clark vs. LSU, 17-21 (1-15-83)
- 17 Johnny Neumann vs. USM, 17-18 (12-15-70)
- 17 Joe Gibbon vs. Georgia, 17-18 (2-16-57)
- 17 Wayland Inman vs. ECU, 17-19 (12-16-55)
5. 16 Ansu Sesay vs. Auburn, 16-17 (1-31-98)
- 16 Cecil Dowell vs. Tennessee, 16-18 (3-4-81)
- 16 Joe Gibbon vs. LSU, 16-19 (2-23-57)
8. 15 Stefan Moody vs. Mississippi St., 15-18 (3-2-16)
- 15 Stefan Moody vs. Georgia, 15-18, (1-9-16)
- 15 Stefan Moody vs. Georgia Southern, 15-17 (11-16-15)
- 15 Cecil Dowell vs. Alabama St., 15-16 (3-17-83)
- 15 Denver Brackeen vs. Florida, 15-15 (2-21-55)

CONSECUTIVE

1. 37 David Rhodes (1972)
2. 32 Stefan Moody (2015)



Murphy Holloway broke Walter Actwood's school rebounding mark in 2012-13 and ranks 15th in SEC history with 1,093 career boards.

FREE THROWS ATTEMPTED

CAREER

- 695 John Stroud (110 games, 1977-80)
- 613 Cob Jarvis (68 games, 1952-54)
- 568 Joe Gibbon (86 games, 1954-57)
- 543 Ansu Sesay (110 games, 1995-98)
- 540 Justin Reed (122 games, 2001-04)
- 521 Ken Turner (73 games, 1967-69)
- 508 Carlos Clark (118 games, 1980-83)
- 488 Breein Tyree (130 games, 2017-20)
- 487 Chris Warren (115 games, 2008-11)
- 480 Ivan Richmann (67 games, 1958-60)

SEASON

- 292 John Stroud (30 games, 1980)
- 256 Stefan Moody (31 games, 2016)
- 255 Denver Brackeen (22 games, 1955)
- 254 Cob Jarvis (24 games, 1953)
- 250 Johnny Neumann (23 games, 1971)
- 235 Joe Gibbon (21 games, 1957)
- 218 Deandre Burnett (33 games, 2017)
- 216 Ansu Sesay (29 games, 1998)
- 215 Sebastian Saiz (36 games, 2017)
- 215 Ivan Richmann (23 games, 1959)

GAME

- 28 Cob Jarvis vs. Arkansas, 14-28 (1-5-54)
- 25 Ken Turner vs. Vanderbilt, 15-25 (2-12-69)
- 21 Carlos Clark vs. LSU, 17-21 (1-15-83)
- 20 Ansu Sesay vs. Arkansas, 14-20 (2-18-95)
- 19 Justin Reed vs. Alabama, 14-19 (2-28-04)
- 19 Joe Gibbon vs. LSU, 16-19 (2-23-57)
- 18 Devontae Shuler vs. Auburn (1-28-20)
- 18 Stefan Moody vs. Mississippi St, 15-18 (3-2-16)
- 18 Stefan Moody vs. Georgia, 15-18 (1-09-16)
- 18 Cecil Dowell vs. Tennessee, 16-18 (3-4-81)
- 18 Johnny Neumann vs. Baylor, 12-18 (12-29-70)
- 18 Johnny Neumann vs. USM, 17-18 (12-15-70)

FREE THROW PERCENTAGE

CAREER (MINIMUM 200 ATTEMPTS)

- .877 David Rhodes, 179-204 (1971-73)
- .860 Chris Warren, 419-487 (2008-11)
- .857 Stefan Moody, 361-421 (2014-16)
- .857 Marshall Henderson, 264-308 (2013-14)
- .846 Deandre Burnett, 325-384 (2017-18)
- .829 Jack Waters, 300-362 (1959-61)
- .827 Dave Shepherd, 177-214 (1974-75)
- .8204 Don Kessinger, 329-401 (1962-64)
- .8196 Jason Harrison, 359-438 (1999-2002)
- .805 Rod Barnes, 231-287 (1985-88)

SEASON (MINIMUM 90 ATTEMPTS)

- .928 *Chris Warren, 168-181 (2011)
- .903 Stefan Moody, 149-165 (2015)
- .901 David Rhodes, 82-91 (1972)
- .883 Marshall Henderson, 166-188 (2013)
- .881 Deandre Burnett, 192-218 (2017)
- .873 Jack Waters, 103-118 (1960)
- .871 Zach Graham, 108-124 (2011)
- .860 Jason Harrison, 92-107 (2002)
- .849 David Rhodes, 79-93 (1971)
- .844 Don Kessinger, 103-122 (1963)

GAME (MINIMUM 11 ATTEMPTS)

- 1.000 Denver Brackeen vs. Florida, 15-15 (2-21-55)
- 1.000 Marshall Henderson vs. Georgia, 14-14, (2-16-13)
- 1.000 Breein Tyree vs. Alabama, 12-12, (2-22-20)
- 1.000 Chris Warren vs. Texas St., 12-12 (12-22-10)
- 1.000 Don Kessinger vs. Tulane, 12-12 (2-2-63)
- 1.000 Don Kessinger vs. Tennessee, 12-12 (2-12-62)
- 1.000 Jack Waters vs. Miss. St., 12-12 (3-4-61)
- 1.000 Ivan Richmann vs. Tulane, 12-12 (1-30-60)
- 1.000 Jack Waters vs. Alabama, 12-12 (1-2-60)
- 1.000 Denver Brackeen vs. Georgia, 12-12 (12-19-53)
- 1.000 Sebastian Saiz at Mississippi St., 11-11 (2-21-17)
- 1.000 Justin Reed vs. So. Carolina, 11-11 (1-31-04)
- 1.000 Ervin Garnes vs. LSU, 11-11 (3-5-94)

REBOUNDS

CAREER

- 1,093 Murphy Holloway (132 games, 2009-13)
- 1,008 Sebastian Saiz (129 games, 2014-17)
- 945 Walter Actwood (103 games, 1974-77)
- 880 Reginald Buckner (132 games, 2010-13)
- 828 Elston Turner (113 games, 1978-81)
- 827 Joe Gibbon (86 games, 1954-57)
- 826 John Stroud (110 games, 1977-80)
- 780 Rahim Lockhart (123 games, 1998-2001)
- 774 Dwayne Curtis (90 games, 2006-08)
- 766 Justin Reed (122 games, 2001-04)

SEASON

- 409 Sebastian Saiz (36 games, 2017)
- 350 Murphy Holloway (36 games, 2013)
- 337 Dwayne Curtis (35 games, 2008)
- 306 Denver Brackeen (22 games, 1955)
- 296 Joe Gibbon (21 games, 1957)
- 295 Walter Actwood (26 games, 1975)
- 282 Rahim Lockhart (35 games, 2001)
- 279 Murphy Holloway (31 games, 2012)
- 278 Rahim Lockhart (33 games, 2000)
- 271 Reginald Buckner (36 games, 2013)

GAME

- 25 Ivan Richmann vs. Tulane (2-22-58)
- 24 Joe Gibbon vs. Georgia (2-16-57)
- 23 Sterling Ainsworth vs. Ark. St. (12-5-60)
- 22 Walter Actwood vs. ISU-Evansville (12-1-75)
- 22 Denver Brackeen vs. LSU (2-28-55)
- 22 Denver Brackeen vs. Vanderbilt (1-17-55)
- 21 Jerry Brawner vs. Texas (12-5-66)
- 21 Ivan Richmann vs. Chattanooga (2-9-60)
- 21 James Miller vs. Miss. St. (1-30-56)
- 20 Murphy Holloway vs. Auburn (2-24-10)
- 20 Walter Actwood vs. LSU (3-8-75)
- 20 Jimmie Graves vs. LSU (2-23-57)
- 20 Joe Gibbon vs. Kentucky (2-8-57)

REBOUNDING AVERAGE

CAREER

- 12.1 Denver Brackeen (42 games, 1954-55)
- 9.9 Coolidge Ball (76 games, 1972-74)
- 9.62 Joe Gibbon (86 games, 1954-57)
- 9.59 Fred Cox (76 games, 1972-74)
- 9.4 Ivan Richmann (67 games, 1958-60)
- 9.2 Walter Actwood (103 games, 1974-77)
- 8.9 Jerry Brawner (70 games, 1967-69)
- 8.6 Dwayne Curtis (90 games, 2006-08)
- 8.3 Murphy Holloway (132 games, 2008-13)
- 8.10 Louis Griffin (68 games, 1958-60)

SEASON

- 14.1 Joe Gibbon (21 games, 1957)
- 13.9 Denver Brackeen (22 games, 1955)
- 11.4 Sebastian Saiz (36 games, 2017)
- 11.3 Walter Actwood (26 games, 1975)
- 10.8 Fred Cox (25 games, 1972)
- 10.4 Ivan Richmann (20 games, 1960)
- 10.3 Coolidge Ball (25 games, 1972)
- 10.10 Denver Brackeen (20 games, 1954)
- 10.09 Sterling Ainsworth (23 games, 1961)
- 10.08 Bill Bolton (24 games, 1963)



A four-year letterman for the Rebels from Madrid, Spain, Sebastian Saiz became just the seventh player in SEC history with 1,000 points, 1,000 rebounds and 100 blocked shots.

ASSISTS

CAREER

- 830 *Sean Tuohy (117 games, 1979-82)
- 530 Jarvis Summers (134 games, 2012-15)
- 456 Rod Barnes (103 games, 1985-88)
- 452 Chris Warren (115 games, 2008-11)
- 431 Todd Abernethy (122 games, 2004-07)
- 427 Jason Harrison (132 games, 1999-2002)
- 378 Henry Jackson (105 games, 1976-79)
- 370 Michael White (117 games, 1996-99)
- 362 Bob Mahoney (74 games, 1973-75)
- 329 Devontae Shuler (124 games, 2018-21)

SEASON

- 260 *Sean Tuohy (30 games, 1980)
- 215 Sean Tuohy (30 games, 1982)
- 187 Sean Tuohy (30 games, 1981)
- 182 Todd Abernethy (33 games, 2007)
- 175 Rod Barnes (29 games, 1987)
- 168 Sean Tuohy (27 games, 1979)
- 160 Jarvis Summers (33 games, 2015)
- 156 Chris Warren (35 games, 2008)
- 153 Rod Barnes (29 games, 1986)
- 147 Bob Mahoney (26 games, 1975)

GAME

- 15 Sean Tuohy vs. Auburn (1-26-80)
- 14 Sean Tuohy vs. Miss. St. (2-16-80)
- 13 Sean Tuohy vs. Virginia Tech (3-15-82)
- 13 Rod Barnes vs. Florida (1-11-86)
- 12 Jarvis Summers vs. Illinois St. (3-14-12)
- 12 Sean Tuohy vs. LSU (2-21-80)
- 12 Sean Tuohy vs. Kentucky (2-29-80)
- 12 Sean Tuohy vs. Auburn (1-13-79)



Reginald Buckner ranks fifth in SEC history with 326 career blocked shots.

- 12 Sean Tuohy vs. Dayton (12-20-80)
- 11 Todd Abernethy vs. LSU (2-14-07)
- 11 Edmond Fitzgerald vs. Oral Roberts (2-13-93)
- 11 Rod Barnes vs. Vanderbilt (2-9-87)
- 11 Rod Barnes vs. Miss. College (12-18-86)
- 11 Sean Tuohy vs. Alabama (2-2-80)
- 11 Sean Tuohy vs. Tennessee (1-30-80)
- 11 Sean Tuohy vs. Mercer (11-30-79)
- 11 Sean Tuohy vs. Alabama (2-24-79)
- 11 Bob Mahoney vs. Georgia (2-3-75)
- 11 Bob Mahoney vs. Auburn (1-6-75)

ASSISTS AVERAGE

CAREER

- 7.1 Sean Tuohy (117 games, 1979-82)
- 5.15 Jarvis Summers (134 games, 2012-15)
- 4.9 Bob Mahoney (74 games, 1973-75)
- 4.43 Rod Barnes (103 games, 1985-88)
- 4.36 Dave Shepherd (50 games, 1974-75)
- 3.9 Chris Warren (115 games, 2008-11)
- 3.6 Henry Jackson (105 games, 1976-79)
- 3.53 Todd Abernethy (122 games, 2004-07)
- 3.52 Deandre Burnett (64 games, 2017-18)
- 3.28 Stefan Moody (65 games, 2014-16)

SEASON

- 8.7 Sean Tuohy (30 games, 1980)
- 7.2 Sean Tuohy (30 games, 1982)
- 6.23 Sean Tuohy (30 games, 1981)
- 6.22 Sean Tuohy (27 games, 1979)
- 6.0 Rod Barnes (29 games, 1987)
- 5.7 Bob Mahoney (26 games, 1975)
- 5.5 Todd Abernethy (33 games, 2007)
- 5.3 Rod Barnes (29 games, 1986)
- 4.88 Bob Mahoney (26 games, 1973)
- 4.85 Cedric Brim (27 games, 1995)

BLOCKED SHOTS

CAREER

- 326 Reginald Buckner (132 games, 2010-13)
- 180 Sean Murphy (117 games, 1988-91)
- 139 Aaron Jones (105 games, 2012-15)
- 132 Rahim Lockhart (123 games, 1998-2001)
- 127 Sebastian Saiz (129 games, 2014-17)
- 114 Johnnie Rogers (54 games, 1996-1999)
- 113 Terrance Henry (132 games, 2008-12)
- 108 David Dean (50 games, 1992-94)
- 99 Ansu Sesay (110 games, 1995-98)
- 97 Marcanvis Hymon (106 games (2015-18)

SEASON

- 98 Reginald Buckner (36 games, 2013)
- 95 Reginald Buckner (34 games, 2011)
- 69 Reginald Buckner (32 games, 2012)
- 69 Aaron Jones (33 games, 2014)
- 64 Reginald Buckner (31 games, 2010)
- 56 David Dean (28 games, 1993)
- 52 David Dean (22 games, 1994)
- 49 Rahim Lockhart (35 games, 2001)
- 49 Sean Murphy (28 games, 1991)
- 48 Johnnie Rogers (29 games, 1998)

GAME

- 8 Reginald Buckner vs. Arkansas (2-5-11)
- 8 Ansu Sesay vs. Miss. St. (2-19-97)

- 7 Reginald Buckner vs. Arkansas (3-5-11)
- 7 Reginald Buckner vs. ETSU (12-18-10)
- 7 David Dean vs. Alabama (2-20-93)
- 7 Sean Murphy vs. Christian Bros. (11-25-88)
- 6 Sebastian Saiz vs. Bradley (12-19-2016)
- 6 Reginald Buckner vs. Fordham (1-4-13)
- 6 Reginald Buckner vs. MVSU (12-10-11)
- 6 Reginald Buckner vs. LSU (1-22-11)
- 6 Terrance Henry vs. UCF (1-5-10)
- 6 Johnnie Rogers vs. La. Tech (11-19-97)
- 6 Johnnie Rogers vs. Davidson (12-2-96)
- 6 David Dean vs. So. Carolina (3-10-94)
- 6 Sean Murphy vs. Florida (2-2-91)

STEALS

CAREER

- 211 Jason Smith (118 games, 1996-99)
- 194 Murphy Holloway (132 games, 2009-13)
- 185 Devontae Shuler (124 games, 2018-21)
- 179 Eric Laird (110 games, 1982-85)
- 172 Jason Harrison (132 games, 1999-2002)
- 159 Gerald Glass (60 games, 1989-90)
- 157 Joe Ayers (112 games, 1984-87)
- 155 Elston Turner (113 games, 1978-81)
- 154 Rod Barnes (103 games, 1985-88)
- 148 Rahim Lockhart (123 games, 1998-2001)

SEASON

- 89 Gerald Glass (30 games, 1989)
- 73 Jason Smith (33 games, 1999)
- 70 Gerald Glass (30 games, 1990)
- 58 Murphy Holloway (36 games, 2013)
- 58 Rod Barnes (29 games, 1988)
- 57 Stefan Moody (34 games, 2015)
- 56 Devontae Shuler (33 games, 2019)
- 55 Rahim Lockhart (33 games, 2000)
- 55 Ervin Garnes (27 games, 1994)
- 55 Eric Laird (28 games, 1984)

GAME

- 8 Gerald Glass vs. Christian Bros. (11-25-88)
- 8 Eric Laird vs. DePaul (3-25-83)
- 7 Terence Davis vs. Texas A&M (2-6-2019)
- 7 Rasheed Brooks vs. LSU (2-14-2017)
- 7 Justin Reed vs. Auburn (2-3-01)
- 7 Jason Smith vs. Florida (1-7-98)
- 7 Coolidge Ball vs. Alabama (2-16-74)
- 6 21 players tied

GAMES PLAYED

CAREER

- 135 Zach Graham (2008-11)
- 134 Jarvis Summers (2012-15)
- 132 Reginald Buckner (2010-13)
- 132 Murphy Holloway (2009-13)
- 132 Terrance Henry (2009-12)
- 132 Jason Harrison (1999-2002)
- 130 Breein Tyree (2017-20)
- 129 Sebastian Saiz (2014-17)
- 128 Emmanuel Wade (2000-03)
- 127 Jason Flanigan (1998-2001)

SEASON

- 36 Terence Davis, Justas Furmanavicius, Marcanvis Hymon, Cullen Neal, Terence Davis (2017); Reginald Buckner, Marshall Henderson, Murphy Holloway, LaDarius White (2013)
- 35 DeAndre Cranston, Trevor Gaskins, Zach Graham, Chris Warren, Terrico White (2010); Dwayne Curtis, Trevor Gaskins, Zach Graham, David Huertas, Chris Warren, Kenny Williams (2008); Jason Flanigan, Aaron Harper, Jason Harrison, Rahim Lockhart, Justin Reed, David Sanders, Emmanuel Wade (2001)
- 34 Breein Tyree (2017); Stefan Moody, LaDarius White, M.J. Rhett, Dwight Coleby, Martavious Newby, Terence Smith (2015), Jarvis Summers, Nick Williams (2013); Terrance Henry, Jarvis Summers, Nick Williams (2012); Zach Graham, Terrance Henry, Dundrecous Nelson, Chris Warren, Nick Williams (2011); Murphy Holloway (2010); Eniel Polynice (2008); Jason Holmes, Richard Kirklin (2001)

WINS

CAREER

1. 87 Martavious Newby (2012-16)
87 Reginald Buckner (2010-13)
87 Jason Flanigan (1998-2001)
4. 86 Jason Harrions (1999-2002)
5. 85 Murphy Holloway (2009-13)
6. 84 Jarvis Summers (2012-15)

MINUTES PLAYED

CAREER

1. 4,109 Elston Turner (113 games, 1978-81)
2. 4,039 Sean Tuohy (117 games, 1979-82)
3. 4,028 Carlos Clark (118 games, 1980-83)
4. 3,955 John Stroud (110 games, 1977-80)
5. 3,832 Eric Laird (110 games, 1982-85)
6. 3,812 Chris Warren (115 games, 2008-11)
7. 3,719 Keith Carter (117 games, 1996-99)
8. 3,674 Joe Harvell (114 games, 1990-93)
- 3,674 Murphy Holloway (132 games, 2009-13)
10. 3,634 Breein Tyree (130 games, 2017-20)

SEASON

1. 1,207 Carlos Clark (31 games, 1983)
2. 1,200 Sebastian Saiz (36 games, 2017)
3. 1,192 Carlos Clark (30 games, 1982)
4. 1,185 Chris Warren (34 games, 2011)
5. 1,152 Chris Warren (35 games, 2010)
6. 1,134 Marshall Henderson (36 games, 2013)
7. 1,133 Eric Laird (31 games, 1983)
8. 1,131 Murphy Holloway (36 games, 2013)
- 1,131 Sean Tuohy (30 games, 1982)
10. 1,123 Keith Carter (33 games, 1999)
- 1,123 John Stroud (30 games, 1980)

GAME

1. 60 Carlos Clark vs. Vanderbilt (2-17-82)
2. 59 Sean Tuohy vs. Vanderbilt (2-17-82)
3. 58 Gerald Glass vs. Miss. State (1-24-90)
4. 54 Roger Stieg vs. Vanderbilt (2-17-82)
5. 49 Blake Hinson vs. Auburn (1-28-20)
- 49 Joe Harvell vs. Miss. State (1-24-90)

DOUBLE-DOUBLES

CAREER

1. 45 Joe Gibbon (86 games, 1954-57)
2. 39 Murphy Holloway (96 games, 2009-13)
3. 37 Coolidge Ball (76 games, 1972-74)
4. 34 Dwayne Curtis (90 games, 2006-08)
5. 32 Sebastian Saiz (129 games, 2014-17)
- 32 Denver Brackeen (42 games, 1954-55)
7. 31 John Stroud (110 games, 1977-80)
8. 28 Ivan Richmann (67 games, 1958-60)
9. 27 Fred Cox (76 games, 1972-74)
10. 22 Rahim Lockhart (123 games, 1998-2001)

SEASON

1. 23 Sebastian Saiz (36 games, 2017)
2. 20 Denver Brackeen (22 games, 1955)
3. 19 Joe Gibbon (21 games, 1957)
4. 18 Dwayne Curtis (35 games, 2008)
5. 15 Coolidge Ball (25 games, 1972)
- 15 Fred Cox (25 games, 1972)
7. 14 Murphy Holloway (36 games, 2013)
- 14 Joe Gibbon (22 games, 1956)
9. 13 Rahim Lockhart (33 games, 2000)
- 13 John Stroud (27 games, 1979)
- 13 Walter Actwood (26 games, 1975)
- 13 Sterling Ainsworth (23 games, 1961)

CONSECUTIVE DOUBLE-FIGURE SCORING GAMES

CAREER

1. 61 John Stroud (1978-80)
2. 59 Gerald Glass (1988-90)
3. 53 Ansu Sesay (1997-98)
4. 37 Carlos Clark (1982-83)
5. 36 Jack Waters (1960-61)
6. 35 Denver Brackeen (1954-55)
- 35 Cob Jarvis (1952-54)
8. 34 Marshall Henderson (2013-14)
9. 33 Joe Harvell (1990-92)
- 33 Don Kessinger (1963-64)
- 33 Stefan Moody (2014-16)

CONSECUTIVE GAMES WITH A 3-POINTER

CAREER

1. 66 Marshall Henderson (2013-14)
2. 46 Chris Warren (2010-11)
3. 41 Aaron Harper (2001-03)

RECORDS BY CLASS

FRESHMAN RECORDS

POINTS SCORED

1. 554 Chris Warren (35 games, 2008)
2. 425 Terrico White (31 games, 2009)
3. 395 Joe Harvell (30 games, 1990)
4. 394 Tim Jumper (29 games, 1988)
5. 385 Justin Reed (35 games, 2001)

SCORING AVG - 15.8, Chris Warren (35 games, 2008)

3-POINT FGS - 103, Chris Warren (35 games, 2008)

REBOUNDS - 213, Walter Actwood (25 games, 1974)

ASSISTS - 168, Sean Tuohy (27 games, 1979)

BLOCKS - 64, Reginald Buckner (31 games, 2010)

STEALS - 47, Elston Turner (27 games, 1978)

SOPHOMORE RECORDS

POINTS SCORED

1. 923 Johnny Neumann (23 games, 1971)
2. 536 Don Kessinger (25 games, 1962)
3. 535 Terence Davis (36 games, 2017)
4. 530 Terrico White (35 games, 2010)
5. 488 Joe Harvell (28 games, 1991)
- 488 John Stroud (26 games, 1978)

SCORING AVG - 40.1, Johnny Neumann (23 games, 1971)

3-POINT FGS - 83, Aaron Harper (31 games, 2002)

REBOUNDS - 295, Walter Actwood (26 games, 1975)

ASSISTS - 260, Sean Tuohy (30 games, 1980)

BLOCKS - 95, Reginald Buckner (33 games, 2011)

STEALS - 56, Devontae Shuler (33 games, 2019)

JUNIOR RECORDS

POINTS SCORED

1. 841 Gerald Glass (30 games, 1989)
2. 722 Marshall Henderson (36 games, 2013)
3. 709 John Stroud (27 games, 1979)
4. 699 Joe Harvell (28 games, 1992)
5. 634 Carlos Clark (30 games, 1982)

SCORING AVG - 28.0, Gerald Glass (30 games, 1989)

3-POINT FGS - 138, Marshall Henderson (36 games, 2013)

REBOUNDS - 279, Murphy Holloway (31 games, 2012)

ASSISTS - 187, Sean Tuohy (30 games, 1981)

BLOCKS - 69, Reginald Buckner (32 games, 2012)

69, Aaron Jones (33 games, 2014)

STEALS - 89, Gerald Glass (30 games, 1989)

SENIOR RECORDS

POINTS SCORED

1. 755 John Stroud (30 games, 1979)
2. 731 Stefan Moody (31 games, 2016)
3. 723 Gerald Glass (30 games, 1990)
4. 649 Chris Warren (34 games, 2011)
5. 632 Carlos Clark (31 games, 1983)

SCORING AVG - 30.1, Joe Gibbon (21 games, 1957)

3-POINT FGS - 129, Marshall Henderson (30 games, 2014)

REBOUNDS - 409, Sebastian Saiz (36 games, 2017)

ASSISTS - 215, Sean Tuohy (30 games, 1982)

BLOCKS - 98, Reginald Buckner (36 games, 2013)

STEALS - 73, Jason Smith (33 games, 1999)

ANNUAL LEADERS

SCORING

| Season | Player | G | Pts | Avg |
|-----------|---------------------|----|-----|------|
| 2021-22 | Matthew Murrell | 31 | 374 | 12.6 |
| 2020-21 | Devontae Shuler | 27 | 412 | 15.3 |
| 2019-20 | Breein Tyree | 31 | 610 | 19.7 |
| 2018-19 | Breein Tyree | 33 | 591 | 17.9 |
| 2017-18 | Terence Davis | 32 | 440 | 13.8 |
| 2016-17 | Deandre Burnett | 33 | 543 | 16.5 |
| | Sebastian Saiz | 36 | 543 | 15.1 |
| 2015-16 | Stefan Moody | 31 | 731 | 23.6 |
| 2014-15 | Stefan Moody | 34 | 563 | 16.6 |
| 2013-14 | Marshall Henderson | 30 | 571 | 19.0 |
| 2012-13 | *Marshall Henderson | 36 | 722 | 20.1 |
| 2011-12 | Terrance Henry | 34 | 424 | 12.5 |
| 2010-11 | Chris Warren | 34 | 649 | 19.1 |
| 2009-10 | Chris Warren | 35 | 602 | 17.2 |
| 2008-09 | David Huertas | 30 | 542 | 18.1 |
| 2007-08 | Chris Warren | 35 | 554 | 15.8 |
| 2006-07 | Clarence Sanders | 34 | 548 | 16.1 |
| 2005-06 | Dwayne Curtis | 29 | 393 | 13.6 |
| 2004-05 | Tommie Eddie | 30 | 340 | 11.3 |
| 2003-04 | *Justin Reed | 28 | 517 | 18.5 |
| 2002-03 | Justin Reed | 28 | 430 | 15.4 |
| 2001-02 | Justin Reed | 31 | 453 | 14.6 |
| 2000-01 | Rahim Lockhart | 35 | 456 | 13.0 |
| 1999-2000 | Marcus Hicks | 33 | 471 | 14.3 |
| 1998-99 | Keith Carter | 33 | 542 | 16.4 |
| 1997-98 | Ansu Sesay | 29 | 540 | 18.6 |
| 1996-97 | Ansu Sesay | 29 | 429 | 14.8 |
| 1995-96 | Keith Carter | 27 | 372 | 13.8 |
| 1994-95 | David Johnson | 22 | 297 | 13.5 |
| 1993-94 | David Johnson | 27 | 407 | 15.1 |
| 1992-93 | Joe Harvell | 28 | 496 | 17.7 |
| 1991-92 | *Joe Harvell | 28 | 699 | 25.0 |
| 1990-91 | Joe Harvell | 28 | 488 | 17.4 |
| 1989-90 | Gerald Glass | 30 | 723 | 24.1 |
| 1988-89 | Gerald Glass | 30 | 841 | 28.0 |
| 1987-88 | Rod Barnes | 29 | 551 | 19.0 |



Justin Reed is one of eight players to lead Ole Miss in scoring in three different seasons. No Rebel has ever led the team in scoring four times.

| | | | | |
|---------|---------------------------|----|-----|------|
| 1986-87 | Joe Ayers | 29 | 398 | 13.7 |
| 1985-86 | Eric Smith | 28 | 507 | 17.5 |
| 1984-85 | Curtis Ritchwood | 27 | 387 | 14.3 |
| 1983-84 | Eric Laird | 28 | 488 | 17.3 |
| 1982-83 | Carlos Clark | 31 | 632 | 20.4 |
| 1981-82 | Carlos Clark | 30 | 634 | 21.1 |
| 1980-81 | Elston Turner | 29 | 598 | 20.6 |
| 1979-80 | *John Stroud | 30 | 755 | 25.2 |
| 1978-79 | *John Stroud | 27 | 709 | 26.3 |
| 1977-78 | John Stroud | 27 | 488 | 18.1 |
| 1976-77 | John Billips | 27 | 466 | 17.3 |
| 1975-76 | Eugene Harris | 27 | 400 | 14.8 |
| 1974-75 | Dave Shepherd | 26 | 537 | 20.7 |
| 1973-74 | Dave Shepherd | 24 | 344 | 14.3 |
| 1972-73 | Fred Cox | 26 | 370 | 14.2 |
| 1971-72 | Coolidge Ball | 25 | 421 | 16.8 |
| 1970-71 | *Johnny Neumann | 23 | 923 | 40.1 |
| 1969-70 | Ron Coleman | 24 | 499 | 20.8 |
| 1968-69 | Ken Turner | 24 | 468 | 19.5 |
| 1967-68 | Ken Turner | 24 | 332 | 13.8 |
| 1966-67 | Jerry Brawner | 25 | 363 | 14.5 |
| 1965-66 | Mickey Williams | 23 | 279 | 12.1 |
| 1964-65 | Eddie Dunn | 24 | 262 | 10.9 |
| 1963-64 | Donnie Kessinger | 22 | 516 | 23.5 |
| 1962-63 | Donnie Kessinger | 23 | 501 | 21.8 |
| 1961-62 | Donnie Kessinger | 25 | 536 | 21.4 |
| 1960-61 | Jack Waters | 23 | 468 | 20.3 |
| 1959-60 | Jack Waters | 23 | 460 | 20.0 |
| 1958-59 | Jack Waters | 24 | 446 | 18.6 |
| 1957-58 | Carlton Garner | 23 | 414 | 18.0 |
| 1956-57 | *Joe Gibbon | 21 | 631 | 30.0 |
| 1955-56 | Joe Gibbon | 22 | 488 | 22.2 |
| 1954-55 | *Denver Brackeen | 22 | 599 | 27.2 |
| 1953-54 | Denver Brackeen | 20 | 441 | 22.1 |
| 1952-53 | Cob Jarvis | 24 | 557 | 23.2 |
| 1951-52 | Cob Jarvis | 26 | 403 | 15.5 |
| 1950-51 | Ken Robbins | 24 | 269 | 11.2 |
| 1949-50 | R.B. Reeves | 25 | 388 | 15.5 |
| 1948-49 | Jack Marshall | 21 | 283 | 13.5 |
| 1947-48 | Jack Marshall | 23 | 280 | 12.2 |
| 1946-47 | Harold Kelly | 20 | 187 | 9.4 |
| 1945-46 | Jack Marshall | 19 | 177 | 9.3 |
| 1944-45 | Maxie McMullen | 22 | 417 | 19.0 |
| 1943-44 | NO GAMES SCHEDULED, WW II | | | |
| 1942-43 | Ray Poole | 18 | 222 | 12.3 |
| 1941-42 | Harry Simpson | 13 | 120 | 9.2 |
| 1940-41 | Burnell Egger | 20 | 221 | 11.1 |
| 1939-40 | *Burnell Egger | 18 | 258 | 14.3 |
| 1938-39 | Burnell Egger | 26 | 273 | 10.5 |
| 1937-38 | *B.L. Graham | 27 | 473 | 17.5 |
| 1936-37 | B.L. Graham | 18 | 279 | 15.5 |

REBOUNDING

| Season | Player | G | Rebounds | Avg |
|---------|------------------|----|----------|------|
| 2021-22 | Nysier Brooks | 32 | 233 | 7.3 |
| 2020-21 | Luis Rodriguez | 28 | 176 | 6.3 |
| 2019-20 | KJ Buffen | 32 | 196 | 6.1 |
| 2018-19 | Terence Davis | 33 | 191 | 5.8 |
| 2017-18 | Terence Davis | 32 | 198 | 6.2 |
| 2016-17 | *Sebastian Saiz | 36 | 409 | 11.4 |
| 2015-16 | Sebastian Saiz | 31 | 227 | 8.7 |
| 2014-15 | Sebastian Saiz | 34 | 186 | 5.5 |
| 2013-14 | Aaron Jones | 33 | 217 | 6.6 |
| 2012-13 | *Murphy Holloway | 36 | 350 | 9.7 |
| 2011-12 | Murphy Holloway | 31 | 279 | 9.0 |
| 2010-11 | Reginald Buckner | 33 | 212 | 6.4 |
| 2009-10 | Murphy Holloway | 34 | 259 | 7.6 |
| 2008-09 | Murphy Holloway | 31 | 205 | 6.6 |
| 2007-08 | Dwayne Curtis | 35 | 337 | 9.6 |
| 2006-07 | Dwayne Curtis | 26 | 216 | 8.3 |
| 2005-06 | Dwayne Curtis | 29 | 221 | 7.6 |

| | | | | |
|-----------|--------------------|----|-----|------|
| 2004-05 | Londrick Nolen | 31 | 135 | 4.4 |
| | Tommie Eddie | 30 | 131 | 4.4 |
| 2003-04 | Justin Reed | 28 | 209 | 6.3 |
| 2002-03 | Justin Reed | 28 | 147 | 5.3 |
| 2001-02 | Justin Reed | 31 | 205 | 6.6 |
| 2000-01 | Rahim Lockhart | 35 | 282 | 8.1 |
| 1999-2000 | Rahim Lockhart | 33 | 278 | 8.4 |
| 1998-99 | Jason Smith | 33 | 184 | 5.6 |
| 1997-98 | Ansu Sesay | 29 | 221 | 7.6 |
| 1996-97 | Ansu Sesay | 29 | 229 | 7.9 |
| 1995-96 | Anthony Boone | 24 | 149 | 6.2 |
| 1994-95 | John Jackson | 27 | 137 | 5.1 |
| 1993-94 | Jarrell Evans | 27 | 177 | 6.6 |
| 1992-93 | Jarrell Evans | 28 | 171 | 6.1 |
| 1991-92 | Joe Harvell | 28 | 166 | 5.9 |
| 1990-91 | Sean Murphy | 28 | 170 | 6.1 |
| 1989-90 | Gerald Glass | 30 | 229 | 7.6 |
| 1988-89 | Gerald Glass | 30 | 255 | 8.5 |
| 1987-88 | Charles Prater | 29 | 201 | 6.9 |
| 1986-87 | Eric Smith | 29 | 232 | 8.0 |
| 1985-86 | Eric Smith | 28 | 196 | 6.8 |
| 1984-85 | Curtis Ritchwood | 27 | 201 | 7.4 |
| 1983-84 | Sylvester Kincheon | 28 | 94 | 3.4 |
| 1982-83 | Michael Partridge | 31 | 179 | 5.8 |
| 1981-82 | Roger Stieg | 30 | 151 | 5.0 |
| 1980-81 | Elston Turner | 29 | 236 | 8.1 |
| 1979-80 | John Stroud | 30 | 216 | 7.2 |
| 1978-79 | John Stroud | 27 | 247 | 9.2 |
| 1977-78 | John Stroud | 27 | 230 | 8.5 |
| 1976-77 | John Billips | 27 | 265 | 9.8 |
| 1975-76 | Eugene Harris | 27 | 265 | 9.8 |
| 1974-75 | Walter Actwood | 26 | 295 | 11.3 |
| 1973-74 | Coolidge Ball | 25 | 246 | 9.8 |
| 1972-73 | Fred Cox | 26 | 254 | 9.8 |
| 1971-72 | Fred Cox | 25 | 270 | 10.8 |
| 1970-71 | Jim Farr | 26 | 177 | 6.8 |
| 1969-70 | Tom Butler | 25 | 225 | 9.0 |
| 1968-69 | Jerry Brawner | 24 | 210 | 8.8 |
| 1967-68 | Jerry Brawner | 21 | 185 | 8.8 |
| 1966-67 | Jerry Brawner | 25 | 230 | 9.2 |
| 1965-66 | Mickey Williams | 23 | 208 | 9.1 |
| 1964-65 | Jim Robbins | 25 | 122 | 4.9 |
| 1963-64 | Ron Davidson | 22 | 192 | 8.7 |
| 1962-63 | Bill Bolton | 24 | 242 | 10.1 |
| 1961-62 | Bill White | 25 | 222 | 8.9 |
| 1960-61 | Sterling Ainsworth | 23 | 232 | 10.1 |
| 1959-60 | Ivan Richmann | 20 | 207 | 10.4 |
| 1958-59 | Louis Griffin | 24 | 230 | 9.6 |
| 1957-58 | Louis Griffin | 24 | 230 | 9.6 |
| 1956-57 | Joe Gibbon | 21 | 296 | 14.1 |
| 1955-56 | Joe Gibbon | 22 | 220 | 10.0 |
| 1954-55 | Denver Brackeen | 22 | 306 | 13.9 |
| 1953-54 | Denver Brackeen | 20 | 202 | 10.1 |
| 1952-53 | Ralph Ross | 25 | 230 | 9.2 |

FIELD GOAL PERCENTAGE

(minimum 150 attempts)

| Season | Player | G | FGM-FGA | Pct |
|---------|-------------------|----|---------|------|
| 2021-22 | Nysier Brooks | 32 | 129-222 | 58.1 |
| 2020-21 | Romello White | 28 | 122-188 | 64.9 |
| 2019-20 | Khadim Sy | 31 | 106-202 | 52.5 |
| 2018-19 | Bruce Stevens | 33 | 107-212 | 50.5 |
| 2017-18 | Bruce Stevens | 32 | 121-235 | 51.5 |
| 2016-17 | Terence Davis | 36 | 200-415 | 48.2 |
| 2015-16 | Marcanvis Hymon | 32 | 78-149 | 52.3 |
| 2014-15 | Sebastian Saiz | 34 | 104-180 | 57.8 |
| 2013-14 | Jarvis Summers | 33 | 190-391 | 48.6 |
| 2012-13 | *Reginald Buckner | 36 | 125-213 | 58.7 |
| 2011-12 | Reginald Buckner | 32 | 85-160 | 53.1 |
| 2010-11 | Reginald Buckner | 33 | 95-160 | 59.4 |
| 2009-10 | Murphy Holloway | 34 | 150-268 | 56.0 |

| | | | | |
|-----------|------------------|----|---------|------|
| 2008-09 | Murphy Holloway | 31 | 108-197 | 54.8 |
| 2007-08 | *Dwayne Curtis | 35 | 212-335 | 63.3 |
| 2006-07 | Kenny Williams | 34 | 107-195 | 54.9 |
| 2005-06 | Dwayne Curtis | 29 | 159-280 | 56.8 |
| 2004-05 | Tommie Eddie | 30 | 130-232 | 56.0 |
| 2003-04 | Justin Reed | 28 | 193-416 | 46.6 |
| 2002-03 | Derrick Allen | 29 | 92-184 | 50.0 |
| 2001-02 | David Saunders | 31 | 124-226 | 54.9 |
| 2000-01 | Rahim Lockhart | 35 | 184-332 | 55.4 |
| 1999-2000 | Rahim Lockhart | 33 | 165-284 | 58.1 |
| 1998-99 | Marcus Hicks | 33 | 162-254 | 63.8 |
| 1997-98 | Keith Carter | 29 | 144-294 | 49.0 |
| 1996-97 | Jason Smith | 29 | 136-251 | 54.2 |
| 1995-96 | Jason Smith | 27 | 106-201 | 52.7 |
| 1994-95 | J.J. Sims | 27 | 103-194 | 53.1 |
| 1993-94 | David Dean | 22 | 86-161 | 53.4 |
| 1992-93 | Jarrell Evans | 28 | 81-154 | 52.6 |
| 1991-92 | Kelvin Scales | 28 | 111-218 | 50.9 |
| 1990-91 | Joe Harvell | 28 | 198-438 | 45.2 |
| 1989-90 | Gerald Glass | 30 | 284-580 | 49.0 |
| 1988-89 | Gerald Glass | 30 | 326-613 | 53.2 |
| 1987-88 | Rod Barnes | 29 | 207-423 | 48.9 |
| 1986-87 | Ronnie Sims | 29 | 110-209 | 52.6 |
| 1985-86 | Curtis Ritchwood | 26 | 148-265 | 55.8 |
| 1984-85 | Curtis Ritchwood | 27 | 166-344 | 48.3 |
| 1983-84 | George Buckner | 16 | 74-151 | 49.0 |
| 1982-83 | Roger Steig | 31 | 119-209 | 56.9 |
| 1981-82 | Carlos Clark | 30 | 251-403 | 62.2 |
| 1980-81 | Carlos Clark | 28 | 154-289 | 53.3 |
| 1979-80 | John Stroud | 30 | 261-469 | 55.7 |
| 1978-79 | John Stroud | 27 | 277-479 | 57.8 |
| 1977-78 | John Stroud | 27 | 207-426 | 48.6 |
| 1976-77 | John Billips | 27 | 199-391 | 50.9 |
| 1975-76 | Eugene Harris | 27 | 181-388 | 46.6 |
| 1974-75 | Matt Meibers | 26 | 154-324 | 47.5 |
| 1973-74 | Fred Cox | 25 | 152-242 | 62.8 |
| 1972-73 | Fred Cox | 26 | 148-296 | 50.0 |
| 1971-72 | Fred Cox | 25 | 148-281 | 52.7 |
| 1970-71 | Duaine Boucher | 24 | 90-161 | 55.9 |
| 1969-70 | Charlie Ward | 25 | 99-215 | 46.0 |
| 1968-69 | Jerry Brawner | 24 | 125-232 | 53.9 |
| 1967-68 | Dale Stevens | 23 | 74-176 | 42.0 |
| 1966-67 | Jerry Brawner | 25 | 134-264 | 50.7 |
| 1965-66 | Mickey Williams | 23 | 99-237 | 41.8 |
| 1964-65 | Fred Stanley | 25 | 95-229 | 41.5 |
| 1963-64 | Ron Davidson | 22 | 125-285 | 43.9 |
| 1962-63 | Bill Bolton | 24 | 107-225 | 47.6 |
| 1961-62 | Bill White | 25 | 101-194 | 52.1 |
| 1960-61 | Jack Waters | 23 | 183-410 | 44.6 |
| 1959-60 | Ivan Richmann | 19 | 96-197 | 48.7 |
| 1958-59 | Ivan Richmann | 24 | 107-219 | 48.9 |
| 1957-58 | Ivan Richmann | 24 | 84-200 | 42.0 |
| 1956-57 | Joe Gibbon | 21 | 227-548 | 41.4 |
| 1955-56 | Joe Gibbon | 22 | 191-433 | 44.1 |
| 1954-55 | Denver Brackeen | 22 | 203-459 | 44.2 |
| 1953-54 | Denver Brackeen | 20 | 147-299 | 49.2 |
| 1952-53 | Cob Jarvis | 24 | 204-427 | 47.8 |
| 1951-52 | Ken Robbins | 26 | 154-387 | 39.8 |
| 1950-51 | R.B. Reeves | 24 | 108-273 | 39.6 |
| 1949-50 | R.B. Reeves | 25 | 124-342 | 36.3 |
| 1948-49 | R.B. Reeves | 21 | 102-249 | 41.0 |

3-POINT FIELD GOALS MADE

| Season | Player | G | 3PM | 3PA |
|---------|---------------------|----|-----|-----|
| 2021-22 | Matthew Murrell | 31 | 59 | 153 |
| 2020-21 | Devontae Shuler | 27 | 53 | 156 |
| 2019-20 | Breein Tyree | 31 | 64 | 178 |
| 2018-19 | Breein Tyree | 33 | 69 | 184 |
| 2017-18 | Terence Davis | 32 | 59 | 186 |
| 2016-17 | Deandre Burnett | 33 | 73 | 194 |
| 2015-16 | Stefan Moody | 31 | 103 | 272 |
| 2014-15 | Stefan Moody | 34 | 78 | 222 |
| 2013-14 | *Marshall Henderson | 30 | 129 | 377 |
| 2012-13 | *Marshall Henderson | 36 | 138 | 394 |

| | | | | |
|-----------|------------------|----|-----|-----|
| 2011-12 | Nick Williams | 34 | 38 | 118 |
| 2010-11 | Chris Warren | 34 | 95 | 279 |
| 2009-10 | *Chris Warren | 35 | 111 | 275 |
| 2008-09 | David Huertas | 30 | 77 | 217 |
| 2007-08 | Chris Warren | 35 | 103 | 265 |
| 2006-07 | Clarence Sanders | 34 | 96 | 262 |
| 2005-06 | Todd Abernethy | 30 | 49 | 116 |
| 2004-05 | Kendrick Fox | 31 | 56 | 131 |
| 2003-04 | Aaron Harper | 28 | 67 | 173 |
| 2002-03 | Aaron Harper | 29 | 65 | 160 |
| 2001-02 | Aaron Harper | 31 | 83 | 209 |
| 2000-01 | Aaron Harper | 35 | 63 | 178 |
| 1999-2000 | Jason Harrison | 33 | 42 | 125 |
| 1998-99 | Keith Carter | 33 | 77 | 220 |
| 1997-98 | Joezon Darby | 29 | 60 | 176 |
| 1996-97 | Keith Carter | 28 | 51 | 148 |
| 1995-96 | Keith Carter | 27 | 63 | 162 |
| 1994-95 | Cedric Brim | 27 | 41 | 122 |
| 1993-94 | Walsh Jordan | 27 | 17 | 34 |
| 1992-93 | Joe Harvell | 28 | 44 | 124 |
| 1991-92 | *Joe Harvell | 28 | 79 | 179 |
| 1990-91 | Joe Harvell | 28 | 45 | 121 |
| 1989-90 | Gerald Glass | 30 | 46 | 122 |
| 1988-89 | Joe Harvell | 30 | 46 | 102 |
| 1988-89 | Gerald Glass | 30 | 41 | 109 |
| 1987-88 | Rod Barnes | 29 | 31 | 80 |
| 1986-87 | Rod Barnes | 29 | 19 | 46 |

3-POINT FG PERCENTAGE

(minimum 50 attempts)

| Season | Player | G | 3PM-A | Pct |
|-----------|-----------------|----|---------|------|
| 2021-22 | Matthew Murrell | 31 | 59-153 | 38.6 |
| 2020-21 | Devontae Shuler | 27 | 53-156 | 34.0 |
| 2019-20 | Breein Tyree | 31 | 64-178 | 36.0 |
| 2018-19 | Devontae Shuler | 33 | 51-127 | 40.2 |
| 2017-18 | Deandre Burnett | 31 | 55-153 | 35.9 |
| 2016-17 | Cullen Neal | 36 | 63-154 | 40.9 |
| 2015-16 | Anthony Perez | 31 | 30-76 | 39.5 |
| 2014-15 | LaDarius White | 34 | 58-146 | 39.7 |
| 2013-14 | Jarvis Summers | 33 | 47-111 | 42.3 |
| 2012-13 | LaDarius White | 36 | 27-77 | 35.1 |
| 2011-12 | Jarvis Summers | 34 | 34-78 | 43.6 |
| 2010-11 | Nick Williams | 34 | 23-58 | 39.7 |
| 2009-10 | Chris Warren | 35 | 111-275 | 40.4 |
| 2008-09 | Zach Graham | 31 | 26-68 | 38.2 |
| 2007-08 | Chris Warren | 35 | 103-265 | 38.9 |
| 2006-07 | Todd Abernethy | 33 | 54-142 | 38.0 |
| 2005-06 | Todd Abernethy | 30 | 49-116 | 42.2 |
| 2004-05 | Kendrick Fox | 31 | 56-131 | 42.7 |
| 2003-04 | Aaron Harper | 28 | 67-173 | 38.7 |
| 2002-03 | Aaron Harper | 29 | 65-160 | 40.6 |
| 2001-02 | David Sanders | 31 | 36-71 | 50.7 |
| 2000-01 | Jason Harrison | 35 | 36-95 | 37.9 |
| 1999-2000 | Jason Flanigan | 31 | 34-89 | 38.2 |
| 1998-99 | Jason Harrison | 33 | 35-90 | 38.9 |
| 1997-98 | Michael White | 29 | 28-59 | 47.5 |
| 1996-97 | Joezon Darby | 26 | 46-131 | 35.1 |
| 1995-96 | Keith Carter | 27 | 63-162 | 38.9 |
| 1994-95 | Cedric Brim | 27 | 41-122 | 33.6 |
| 1993-94 | Fred Johnigan | 27 | 15-53 | 28.3 |
| 1992-93 | Joe Harvell | 28 | 44-124 | 35.5 |
| 1991-92 | Joe Harvell | 28 | 79-179 | 44.1 |
| 1990-91 | Joe Harvell | 28 | 45-121 | 37.2 |
| 1989-90 | Joe Harvell | 30 | 46-102 | 45.1 |
| 1988-89 | Gerald Glass | 30 | 41-109 | 37.6 |
| 1987-88 | Rod Barnes | 29 | 31-80 | 38.8 |
| 1986-87 | Charles Prater | 29 | 17-61 | 27.9 |

FREE THROW PERCENTAGE

(minimum 50 attempts)

| Season | Player | G | FTM-FTA | Pct |
|-----------|---------------------|----|---------|------|
| 2021-22 | Jarkel Joiner | 22 | 52-63 | 82.5 |
| 2020-21 | Jarkel Joiner | 28 | 82-97 | 84.5 |
| 2019-20 | Breein Tyree | 31 | 148-180 | 82.2 |
| 2018-19 | Breein Tyree | 33 | 128-154 | 83.1 |
| 2017-18 | Deandre Burnett | 31 | 133-166 | 80.1 |
| 2016-17 | Deandre Burnett | 33 | 192-218 | 88.1 |
| 2015-16 | Stefan Moody | 31 | 212-256 | 82.8 |
| 2014-15 | *Stefan Moody | 34 | 149-165 | 90.3 |
| 2013-14 | Marshall Henderson | 30 | 98-120 | 81.7 |
| 2012-13 | *Marshall Henderson | 36 | 166-188 | 88.3 |
| 2011-12 | Nick Williams | 34 | 46-60 | 76.7 |
| 2010-11 | *%Chris Warren | 34 | 168-181 | 92.8 |
| 2009-10 | Chris Warren | 35 | 107-131 | 81.7 |
| 2008-09 | Chris Warren | 11 | 59-69 | 85.5 |
| 2007-08 | Chris Warren | 35 | 85-106 | 80.2 |
| 2006-07 | Todd Abernethy | 33 | 57-72 | 79.2 |
| 2005-06 | Bam Doyno | 30 | 67-91 | 73.6 |
| 2004-05 | Londrick Nolen | 31 | 37-56 | 66.1 |
| 2003-04 | Justin Reed | 28 | 117-160 | 73.1 |
| 2002-03 | David Sanders | 29 | 88-113 | 77.9 |
| 2001-02 | *Jason Harrison | 31 | 92-107 | 86.0 |
| 2000-01 | Jason Harrison | 35 | 85-102 | 83.3 |
| 1999-2000 | Jason Harrison | 33 | 109-137 | 79.6 |
| 1998-99 | Jason Harrison | 33 | 73-92 | 79.3 |
| 1997-98 | Keith Carter | 29 | 82-107 | 76.6 |
| 1996-97 | Joezon Darby | 26 | 43-54 | 79.6 |
| 1995-96 | Michael White | 27 | 50-69 | 72.5 |
| 1994-95 | Cedric Brim | 27 | 53-72 | 73.6 |
| 1993-94 | Ervin Garnes | 27 | 93-121 | 76.9 |
| 1992-93 | Joe Harvell | 28 | 64-90 | 71.1 |
| 1991-92 | Joe Harvell | 28 | 86-111 | 77.5 |
| 1990-91 | Tim Jumper | 28 | 68-87 | 78.2 |
| 1989-90 | Gerald Glass | 30 | 109-148 | 73.6 |
| 1988-89 | David Midlick | 24 | 42-50 | 84.0 |
| 1987-88 | Rod Barnes | 29 | 106-126 | 84.1 |
| 1986-87 | Rod Barnes | 29 | 49-64 | 76.6 |
| 1985-86 | Rod Barnes | 29 | 71-88 | 80.7 |
| 1984-85 | Eric Laird | 21 | 69-98 | 70.4 |
| 1983-84 | Bruce Tranbarger | 25 | 43-51 | 84.3 |
| 1982-83 | Carlos Clark | 31 | 162-205 | 79.0 |
| 1981-82 | Sean Tuohy | 30 | 81-97 | 83.5 |
| 1980-81 | Carlos Clark | 28 | 84-111 | 75.7 |
| 1979-80 | Sean Tuohy | 30 | 86-106 | 81.1 |



Chris Warren led the SEC and the NCAA with a 92.8 free throw percentage in 2010-11.

| | | | | |
|---------|---------------------|----|---------|------|
| 1978-79 | John Stroud | 27 | 155-194 | 79.9 |
| 1977-78 | John Stroud | 27 | 74-98 | 75.5 |
| 1976-77 | Walter Actwood | 25 | 57-81 | 70.4 |
| 1975-76 | Walter Actwood | 27 | 34-57 | 59.6 |
| 1974-75 | Dave Shepherd | 26 | 103-125 | 82.4 |
| 1973-74 | Dave Shepherd | 24 | 74-89 | 83.1 |
| 1972-73 | Dean Hudson | 26 | 36-50 | 72.0 |
| 1971-72 | *David Rhodes | 24 | 82-91 | 90.1 |
| 1970-71 | David Rhodes | 25 | 79-93 | 84.9 |
| 1969-70 | Ron Coleman | 24 | 111-153 | 72.5 |
| 1968-69 | Ken Turner | 24 | 158-200 | 79.0 |
| 1967-68 | Larry Martindale | 24 | 47-59 | 79.7 |
| 1966-67 | Eddie Miller | 25 | 45-56 | 80.4 |
| 1965-66 | Larry Martindale | 22 | 80-97 | 82.5 |
| 1964-65 | Jim Robbins | 25 | 85-105 | 81.0 |
| 1963-64 | Donnie Kessinger | 22 | 118-145 | 81.4 |
| 1962-63 | Donnie Kessinger | 23 | 103-122 | 84.4 |
| 1961-62 | Sterling Ainsworth | 22 | 81-100 | 81.0 |
| 1960-61 | Jack Waters | 23 | 103-130 | 79.2 |
| 1959-60 | *%Jack Waters | 23 | 108-118 | 87.3 |
| 1958-59 | Jack Waters | 24 | 94-114 | 82.5 |
| 1957-58 | Carlton Garner | 23 | 68-89 | 76.4 |
| 1956-57 | Joe Gibbon | 21 | 177-235 | 75.3 |
| 1955-56 | Wayland Lindsey | 24 | 78-103 | 75.7 |
| 1954-55 | Denver Brackeen | 22 | 193-255 | 75.7 |
| 1953-54 | Cob Jarvis | 18 | 135-193 | 69.9 |
| 1952-53 | Jerome Stenftenagel | 26 | 49-67 | 73.1 |
| 1951-52 | Ken Robbins | 26 | 63-84 | 75.0 |
| 1950-51 | Ken Robbins | 24 | 62-89 | 69.7 |
| 1949-50 | Al Grachler | 25 | 67-94 | 71.3 |
| 1948-49 | Maxie McMullen | 21 | 52-71 | 73.2 |
| 1947-48 | Maxie McMullen | 23 | 68-84 | 81.0 |
| 1946-47 | W.T. Blackledge | 21 | 26-49 | 53.1 |

ASSISTS

| Season | Player | G | Assists | Avg |
|---------|-----------------|----|---------|-----|
| 2021-22 | Austin Crowley | 31 | 79 | 2.5 |
| 2020-21 | Devontae Shuler | 27 | 90 | 3.3 |
| 2019-20 | Devontae Shuler | 32 | 105 | 3.3 |
| 2018-19 | Terence Davis | 33 | 114 | 3.5 |
| 2017-18 | Deandre Burnett | 31 | 121 | 3.9 |
| 2016-17 | Deandre Burnett | 33 | 104 | 3.2 |



Sean Tuohy led the SEC in assists for four straight years and is the league's all-time assist leader.

| | | | | |
|-----------|-----------------|----|-----|-----|
| 2015-16 | Stefan Moody | 31 | 133 | 4.3 |
| 2014-15 | Jarvis Summers | 33 | 160 | 4.9 |
| 2013-14 | Jarvis Summers | 33 | 126 | 3.8 |
| 2012-13 | Jarvis Summers | 34 | 128 | 3.8 |
| 2011-12 | Jarvis Summers | 34 | 116 | 3.4 |
| 2010-11 | Chris Warren | 34 | 128 | 3.8 |
| 2009-10 | Eniel Polynice | 33 | 128 | 3.9 |
| 2008-09 | Terrico White | 31 | 72 | 2.3 |
| 2007-08 | Chris Warren | 35 | 156 | 4.5 |
| 2006-07 | *Todd Abernethy | 33 | 182 | 5.5 |
| 2005-06 | Todd Abernethy | 30 | 87 | 2.9 |
| 2004-05 | Todd Abernethy | 31 | 82 | 2.6 |
| 2003-04 | Aaron Harper | 28 | 91 | 3.3 |
| 2002-03 | David Sanders | 29 | 90 | 3.1 |
| 2001-02 | Jason Harrison | 31 | 122 | 3.9 |
| 2000-01 | Jason Harrison | 35 | 104 | 3.0 |
| 1999-2000 | Jason Harrison | 33 | 115 | 3.5 |
| 1998-99 | Michael White | 32 | 97 | 3.0 |
| 1997-98 | Michael White | 29 | 87 | 3.0 |
| 1996-97 | Michael White | 29 | 98 | 3.4 |
| 1995-96 | Michael White | 27 | 88 | 3.3 |
| 1994-95 | Cedric Brim | 27 | 131 | 4.9 |
| 1993-94 | Ervin Garnes | 27 | 57 | 2.1 |
| 1992-93 | Kevin Watkins | 28 | 72 | 2.6 |
| 1991-92 | Dondi Flemister | 28 | 101 | 3.6 |
| 1990-91 | Dondi Flemister | 28 | 78 | 2.8 |
| 1989-90 | Gerald Glass | 30 | 121 | 4.0 |
| 1988-89 | John Matthews | 30 | 112 | 3.7 |
| 1987-88 | Rod Barnes | 29 | 112 | 3.9 |
| 1986-87 | Rod Barnes | 29 | 175 | 6.0 |
| 1985-86 | Rod Barnes | 29 | 153 | 5.3 |
| 1984-85 | Andre Laird | 27 | 89 | 3.7 |
| 1983-84 | Cecil Dowell | 28 | 68 | 2.4 |
| 1982-83 | Cecil Dowell | 31 | 127 | 4.1 |
| 1981-82 | *Sean Tuohy | 30 | 215 | 7.2 |
| 1980-81 | *Sean Tuohy | 30 | 187 | 6.2 |
| 1979-80 | *Sean Tuohy | 30 | 260 | 8.7 |
| 1978-79 | *Sean Tuohy | 27 | 168 | 6.2 |
| 1977-78 | Henry Jackson | 27 | 117 | 4.3 |
| 1976-77 | Henry Jackson | 27 | 117 | 4.3 |
| 1975-76 | Henry Jackson | 26 | 86 | 3.3 |
| 1974-75 | Bob Mahoney | 26 | 147 | 5.7 |
| 1973-74 | Dave Shepherd | 24 | 101 | 4.2 |
| 1972-73 | Bob Mahoney | 26 | 127 | 4.9 |
| 1971-72 | Coolidge Ball | 25 | 42 | 1.7 |
| 1970-71 | Johnny Neumann | 23 | 74 | 3.2 |
| 1969-70 | Charlie Ward | 25 | 51 | 2.0 |

BLOCKED SHOTS

| Season | Player | G | Blocks | Avg |
|-----------|--------------------|----|--------|-----|
| 2021-22 | Nysier Brooks | 32 | 40 | 1.3 |
| 2020-21 | Romello White | 28 | 36 | 1.3 |
| 2019-20 | KJ Buffen | 32 | 28 | 0.9 |
| 2018-19 | Dominik Olejniczak | 33 | 30 | 0.9 |
| 2017-18 | Terence Davis | 32 | 28 | 0.9 |
| 2016-17 | Marcanvis Hymon | 36 | 40 | 1.1 |
| 2015-16 | Marcanvis Hymon | 32 | 29 | 0.9 |
| 2014-15 | Sebastian Saiz | 34 | 33 | 0.9 |
| 2013-14 | Aaron Jones | 33 | 69 | 2.1 |
| 2012-13 | *Reginald Buckner | 36 | 98 | 2.7 |
| 2011-12 | Reginald Buckner | 32 | 69 | 2.2 |
| 2010-11 | Reginald Buckner | 33 | 95 | 2.9 |
| 2009-10 | Reginald Buckner | 31 | 64 | 2.1 |
| 2008-09 | Malcolm White | 31 | 43 | 1.4 |
| 2007-08 | Kenny Williams | 35 | 31 | 0.9 |
| 2006-07 | Kenny Williams | 34 | 38 | 1.1 |
| 2005-06 | Dwayne Curtis | 29 | 18 | 0.6 |
| 2004-05 | Londrick Nolen | 31 | 19 | 0.6 |
| 2003-04 | Justin Reed | 28 | 23 | 0.8 |
| 2002-03 | Justin Reed | 27 | 27 | 0.9 |
| 2001-02 | Justin Reed | 31 | 15 | 0.5 |
| | Derrick Allen | 31 | 15 | 0.5 |
| 2000-01 | Rahim Lockhart | 35 | 49 | 1.4 |
| 1999-2000 | Rahim Lockhart | 33 | 46 | 1.4 |

| | | | | |
|---------|--------------------|----|----|-----|
| 1998-99 | Marcus Hicks | 33 | 46 | 1.4 |
| 1997-98 | Johnnie Rogers | 28 | 48 | 1.7 |
| 1996-97 | Johnnie Rogers | 26 | 39 | 1.5 |
| 1995-96 | Ansu Sesay | 25 | 20 | 0.8 |
| 1994-95 | Ansu Sesay | 27 | 17 | 0.6 |
| 1993-94 | David Dean | 22 | 52 | 2.4 |
| 1992-93 | *David Dean | 28 | 56 | 2.0 |
| 1991-92 | Kelvin Scales | 28 | 28 | 1.0 |
| 1990-91 | Sean Murphy | 28 | 49 | 1.8 |
| 1989-90 | Sean Murphy | 30 | 47 | 1.6 |
| 1988-89 | Sean Murphy | 30 | 38 | 1.3 |
| 1987-88 | Sean Murphy | 29 | 46 | 1.6 |
| 1986-87 | Ronnie Sims | 29 | 39 | 1.3 |
| 1985-86 | Ronnie Sims | 29 | 32 | 1.1 |
| 1984-85 | Curtis Ritchwood | 15 | 27 | 0.6 |
| 1983-84 | Sylvester Kincheon | 28 | 26 | 0.9 |

STEALS

| Season | Player | G | Steals | Avg |
|-----------|--------------------|----|--------|-----|
| 2021-22 | Luis Rodriguez | 32 | 42 | 1.3 |
| 2020-21 | Luis Rodriguez | 28 | 45 | 1.6 |
| 2019-20 | Devontae Shuler | 32 | 54 | 1.7 |
| 2018-19 | Devontae Shuler | 33 | 56 | 1.7 |
| 2017-18 | Markel Crawford | 32 | 38 | 1.2 |
| 2016-17 | Terence Davis | 36 | 50 | 1.4 |
| 2015-16 | Stefan Moody | 31 | 46 | 1.5 |
| 2014-15 | Stefan Moody | 34 | 57 | 1.7 |
| 2013-14 | Marshall Henderson | 30 | 45 | 1.5 |
| 2012-13 | Murphy Holloway | 36 | 58 | 1.6 |
| 2011-12 | Murphy Holloway | 31 | 50 | 1.6 |
| 2010-11 | Trevor Gaskins | 31 | 27 | 0.9 |
| 2009-10 | Murphy Holloway | 34 | 50 | 1.5 |
| 2008-09 | Murphy Holloway | 31 | 36 | 1.2 |
| 2007-08 | Eniel Polynice | 34 | 54 | 1.6 |
| 2006-07 | Clarence Sanders | 34 | 41 | 1.2 |
| 2005-06 | Dwayne Curtis | 29 | 46 | 1.6 |
| 2004-05 | Cavadas Nunnery | 28 | 43 | 1.5 |
| 2003-04 | Aaron Harper | 28 | 38 | 1.4 |
| 2002-03 | Justin Reed | 28 | 35 | 1.3 |
| 2001-02 | Aaron Harper | 31 | 43 | 1.4 |
| 2000-01 | Rahim Lockhart | 35 | 48 | 1.4 |
| 1999-2000 | Rahim Lockhart | 33 | 55 | 1.7 |
| 1998-99 | Jason Smith | 33 | 73 | 2.2 |
| 1997-98 | Jason Smith | 29 | 48 | 1.7 |
| 1996-97 | Jason Smith | 29 | 53 | 1.8 |
| 1995-96 | Jason Smith | 27 | 37 | 1.4 |
| 1994-95 | Cedric Brim | 27 | 32 | 1.2 |
| 1993-94 | Ervin Garnes | 27 | 55 | 2.0 |
| 1992-93 | Kevin Watkins | 28 | 49 | 1.8 |
| 1991-92 | Dondi Flemister | 28 | 38 | 1.4 |
| 1990-91 | Dondi Flemister | 28 | 36 | 1.3 |
| 1989-90 | *Gerald Glass | 30 | 70 | 2.3 |
| 1988-89 | *Gerald Glass | 30 | 89 | 3.0 |
| 1987-88 | Rod Barnes | 29 | 58 | 2.0 |
| 1986-87 | Joe Ayers | 29 | 46 | 1.6 |
| 1985-86 | Eric Smith | 28 | 49 | 1.8 |
| 1984-85 | Joe Ayers | 27 | 51 | 1.9 |
| 1983-84 | Eric Laird | 28 | 55 | 2.0 |
| 1982-83 | Eric Laird | 31 | 53 | 1.7 |
| 1981-82 | Carlos Clark | 30 | 50 | 1.7 |
| 1980-81 | Elston Turner | 29 | 42 | 1.4 |

* Indicates SEC leader

% Indicates NCAA leader

MISCELLANEOUS RECORDS

OVERTIME GAMES (SINCE 1929)

| | | | | | | | |
|----------|---------------------|---------|---|--------------------------|---------------------|---------|---|
| 2-20-29 | Vanderbilt | 48-46 | W | 12-12-98 | Memphis | 72-78 | L |
| 2-28-30 | Washington & Lee | 29-33 | L | 1-22-00 | Auburn | 79-77 | W |
| 2-8-36 | Miss. State (2ot) | 48-42 | W | 11-25-00 | VCU | 88-84 | W |
| 2-23-48 | LSU | 50-52 | L | 12-22-00 | Southern Cal. | 84-83 | W |
| 12-28-54 | Denver | 81-88 | L | 2-28-01 | LSU | 77-78 | L |
| 12-6-56 | E. Tenn. St. | 89-88 | W | 11-15-01 | Bowling Green | 78-82 | L |
| 12-22-56 | Arkansas St. | 79-78 | W | 2-15-03 | Miss. State | 64-68 | L |
| 2-11-58 | E. Tenn. St. (2ot) | 55-53 | W | 3-6-05 | South Carolina | 70-76 | L |
| 12-13-58 | Arkansas | 81-83 | L | 12-10-06 | UIC | 75-87 | L |
| 1-10-59 | Vanderbilt | 74-79 | L | 3-13-08 | Georgia | 95-97 | L |
| 2-16-59 | Florida | 97-102 | L | 3-24-08 | Nebraska | 85-75 | W |
| 12-22-60 | Tennessee Tech | 37-36 | W | 3-4-09 | Arkansas | 98-91 | W |
| 2-15-60 | Georgia | 65-63 | W | 12-16-09 | UTEP | 91-81 | W |
| 2-20-61 | Florida | 77-81 | L | 1-16-10 | Tennessee | 69-71 | L |
| 12-20-61 | Houston (2ot) | 62-63 | L | 3-23-10 | Texas Tech (2ot) | 90-87 | W |
| 1-12-63 | Georgia Tech. | 71-73 | L | 11-20-10 | Dayton | 71-78 | L |
| 12-27-63 | Centenary | 79-82 | L | 11-25-11 | Miami | 64-61 | W |
| 1-6-64 | Auburn | 59-58 | W | 1-14-12 | at Auburn (2ot) | 68-69 | L |
| 2-27-65 | Miss. State | 77-78 | L | 2-4-12 | at Alabama (2ot) | 67-69 | L |
| 1-14-67 | Vanderbilt | 70-78 | L | 3-9-12 | vs. Tennessee | 77-72 | W |
| 2-4-67 | Tennessee | 56-53 | W | 3-14-12 | Illinois State | 93-96 | L |
| 12-7-68 | Arkansas | 65-61 | W | 12-22-12 | vs. Indiana State | 85-87 | L |
| 2-1-69 | LSU | 84-81 | W | 1-15-13 | at Vanderbilt | 89-79 | W |
| 2-3-69 | Alabama | 53-51 | W | 2-16-13 | Georgia | 84-74 | W |
| 2-22-69 | Georgia | 82-85 | L | 12-8-13 | Oregon | 105-115 | L |
| 12-9-69 | NE Louisiana | 80-85 | L | 1-4-14 | Dayton | 80-83 | L |
| 12-29-69 | Valparaiso | 80-77 | W | 1-15-14 | LSU | 88-74 | W |
| 1-5-70 | Tennessee (2ot) | 59-57 | W | 11-14-14 | Charleston Southern | 65-66 | L |
| 3-2-74 | Miss. State | 69-75 | L | 1-6-15 | Kentucky | 86-89 | L |
| 2-10-75 | Tennessee | 88-81 | W | 12-22-15 | Troy | 83-80 | W |
| 1-22-77 | Vanderbilt | 72-77 | L | 1-19-16 | South Carolina | 74-77 | L |
| 1-11-79 | Miss. State (2ot) | 92-101 | L | 11-18-16 | Oral Roberts | 95-88 | W |
| 1-20-79 | LSU | 69-70 | L | 2-21-17 | Mississippi State | 87-82 | W |
| 2-10-79 | Auburn (2ot) | 54-56 | L | 11-28-17 | South Dakota State | 97-99 | L |
| 1-24-81 | Miss. State | 59-52 | W | 12-2-17 | Virginia Tech. | 80-83 | L |
| 12-29-81 | Memphis State | 55-61 | L | 12-16-17 | Illinois State | 97-101 | L |
| 2-13-82 | Florida | 58-57 | W | 2-20-18 | at Missouri | 90-87 | W |
| 2-17-82 | Vanderbilt (4ot) | 51-48 | W | 1-30-19 | at Florida | 86-90 | L |
| 2-19-83 | Miss. State | 69-67 | W | 1-28-20 | Auburn (2ot) | 82-83 | L |
| 2-6-84 | Georgia | 56-54 | W | 2-6-21 | at Auburn | 86-84 | W |
| 12-11-84 | Memphis State | 52-57 | L | 1-5-22 | at Tennessee | 60-66 | L |
| 1-31-87 | Tennessee | 73-70 | W | 2-5-22 | at Florida | 57-62 | L |
| 2-4-87 | LSU | 75-82 | L | 2-15-22 | South Carolina | 74-77 | L |
| 1-9-88 | LSU | 61-69 | L | | | | |
| 3-10-88 | Alabama | 64-59 | W | Overall OT Record | 47-55 | | |
| 1-11-89 | Vanderbilt | 65-72 | W | Single OT Record | 39-47 | | |
| 1-21-89 | Georgia | 74-70 | W | Double OT Record | 7-7 | | |
| 3-4-89 | LSU | 113-112 | W | Four OT Record | 1-1 | | |
| 1-24-90 | Miss. State (4ot) | 102-104 | L | | | | |
| 1-6-91 | Miss. State | 80-84 | L | Most OT Games vs. | | | |
| 2-2-91 | Florida (2ot) | 81-91 | L | Opponent | No. (Record) | | |
| 2-12-92 | Florida | 84-86 | L | Miss. State | 11 (5-6) | | |
| 2-20-93 | Alabama | 83-82 | W | LSU | 9 (3-6) | | |
| 1-19-94 | Auburn (2ot) | 88-85 | W | Vanderbilt | 8 (4-4) | | |
| 2-23-94 | Vanderbilt | 77-72 | W | Auburn | 7 (4-3) | | |
| 1-21-95 | LSU | 81-87 | L | Tennessee | 7 (5-2) | | |
| 11-27-95 | Davidson | 83-84 | L | Florida | 7 (1-6) | | |
| 12-19-95 | Southern Miss (2ot) | 113-107 | W | Georgia | 6 (4-2) | | |
| 1-24-98 | Miss. State (2ot) | 81-77 | W | | | | |

OLE MISS IN THE NATIONAL POLLS

1996-97

| Week | AP | CNN/USA Today |
|---------|-----|---------------|
| Jan. 13 | #20 | #25 |

1997-98

| Week | AP | ESPN/USA Today |
|-----------|-----|----------------|
| Preseason | #23 | — |
| Nov. 17 | #21 | — |
| Nov. 24 | #17 | #18 |
| Dec. 1 | #14 | #14 |
| Dec. 8 | #21 | #19 |
| Dec. 15 | #18 | #18 |
| Dec. 22 | #16 | #16 |
| Dec. 29 | #16 | #17 |
| Jan. 5 | #14 | #14 |
| Jan. 12 | #11 | #11 |
| Jan. 19 | #13 | #14 |
| Jan. 26 | #12 | #12 |
| Feb. 2 | #17 | #16 |
| Feb. 9 | #18 | #16 |
| Feb. 16 | #15 | #14 |
| Feb. 23 | #13 | #13 |
| Mar. 2 | #10 | #10 |
| Mar. 9 | #13 | #14 |
| Final | — | #20 |

(AP does not release a poll following the regular season)

2000-01

| Week | AP | ESPN/USA Today |
|---------|-----|----------------|
| Dec. 11 | #23 | — |
| Dec. 18 | #24 | #25 |
| Dec. 25 | #24 | #24 |
| Jan. 1 | #22 | #21 |
| Jan. 8 | #20 | #21 |
| Jan. 15 | #21 | #22 |
| Jan. 22 | #19 | #21 |
| Feb. 5 | #25 | #24 |
| Feb. 12 | #16 | #19 |
| Feb. 19 | #12 | #13 |
| Feb. 26 | #14 | #12 |
| Mar. 5 | #14 | #11 |
| Mar. 12 | #14 | #13 |
| Final | — | #9 |

2007-08

| Week | AP | ESPN/USA Today |
|---------|-----|----------------|
| Dec. 24 | #22 | #24 |
| Dec. 31 | #18 | #18 |
| Jan. 7 | #16 | #15 |
| Jan. 14 | #18 | #15 |
| Jan. 21 | #17 | #15 |
| Jan. 28 | #24 | #22 |

2009-10

| Week | AP | ESPN/USA Today |
|---------|-----|----------------|
| Dec. 7 | #25 | — |
| Dec. 14 | #20 | #25 |
| Dec. 21 | #15 | #21 |
| Dec. 28 | #16 | #21 |
| Jan. 4 | #14 | #16 |
| Jan. 11 | #21 | #23 |
| Jan. 18 | #22 | #24 |
| Jan. 25 | #18 | #20 |
| Feb. 1 | #25 | — |



The 2001 Rebels advanced to the NCAA Sweet Sixteen and earned the program's highest ever ranking at No. 9.

MISCELLANEOUS RECORDS

MILESTONE WINS

| No. | Opponent/Date | Score | Note |
|-------|--------------------------------|-----------------------------|--|
| 1 | Mississippi College/2-17-1909 | 28-11 | |
| 100 | Centenary/1-27-1925 | 35-17 | |
| 200 | Memphis Coca-Cola/1-10-1936 | 41-40 | |
| 300 | Arkansas State/2-26-1945 | 76-24 | |
| 400 | Vanderbilt/1-17-1955 | 77-63 | |
| 434 | Tulane/2-22-1958 | 83-68 | Coach Graham's 100th win as head coach; first Ole Miss coach to reach 100 wins |
| 500 | Tulane/1-30-1965 | 62-60 | |
| 600 | Texas/12-7-1974 | 82-74 | |
| 661 | Grambling/3-6-1980 | 76-74 | First postseason tournament victory |
| 677 | Georgia/3-7-1981 | 66-62 | First SEC Tournament title |
| 700 | Central Arkansas/12-18-1982 | 67-60 | |
| 800 | Vanderbilt/3-9-1990 | 65-62 | SEC Tournament |
| 875 | Kentucky/1-11-1997 | 73-69 | Win over No. 3 UK propels Rebels to first top-25 ranking at No. 20 (AP) |
| 882 | LSU/2-26-1997 | 74-68 | First SEC Western Division title |
| 900 | Vanderbilt/2-11-1998 | 87-76 | |
| 905 | Auburn/2-28-1998 | 74-67 | Second SEC Western Division title |
| 926 | Villanova/3-12-1999 | 72-70 | First NCAA Tournament win |
| 968 | Alabama/3-3-2001 | 105-71 | Third SEC Western Division title |
| 972 | Notre Dame/3-18-2001 | 59-56 | Win propels Ole Miss to first NCAA Tournament Sweet 16 |
| 1000 | Arkansas-Pine Bluff/12-28-2002 | 71-38 | |
| 1068 | Auburn/3-3-2007 | 83-79 | Fourth SEC Western Division title |
| 1129 | Arkansas/3-6-2010 | 68-66 | Fifth SEC Western Division title |
| 1193 | Auburn/2-23-2013 | 88-55 | Andy Kennedy becomes school's all-time winningest coach |
| 1198 | Florida/3-17-2013 | 66-63 | Second SEC Tournament title |
| 1300 | vs. S. Louisiana/12/12/2018 | 69-47 | First game in Jackson since 2008 |
| 66-63 | | Second SEC Tournament title | |

YEAR-BY-YEAR HOME RECORDS

| | | | | | |
|--------------|-------|--------------|-------|---------------------------|----------------|
| 2021-22..... | 10-8 | 2001-02..... | 13-1 | 1981-82..... | 12-2 |
| 2020-21..... | 10-4 | 2000-01..... | 15-1 | 1980-81..... | 8-4 |
| 2019-20..... | 12-5 | 1999-00..... | 15-3 | 1979-80..... | 8-4 |
| 2018-19..... | 11-5 | 1998-99..... | 13-3 | 1978-79..... | 5-6 |
| 2017-18..... | 10-8 | 1997-98..... | 14-0# | 1977-78..... | 8-5 |
| 2016-17..... | 13-6 | 1996-97..... | 14-1 | 1976-77..... | 8-4 |
| 2015-16..... | 12-2 | 1995-96..... | 10-4 | 1975-76..... | 4-9 |
| 2014-15..... | 9-7 | 1994-95..... | 8-7 | 1974-75..... | 6-6 |
| 2013-14..... | 12-5 | 1993-94..... | 10-3 | 1973-74..... | 10-2 |
| 2012-13..... | 16-1* | 1992-93..... | 7-9 | 1972-73..... | 10-2 |
| 2011-12..... | 12-3 | 1991-92..... | 8-5 | 1971-72..... | 7-4 |
| 2010-11..... | 13-4 | 1990-91..... | 6-8 | 1970-71..... | 7-4 |
| 2009-10..... | 15-4 | 1989-90..... | 8-4 | 1969-70..... | 4-7 |
| 2008-09..... | 12-4 | 1988-89..... | 9-3 | 1968-69..... | 6-5 |
| 2007-08..... | 16-2* | 1987-88..... | 9-3 | 1967-68..... | 5-6 |
| 2006-07..... | 16-1* | 1986-87..... | 11-2 | 1966-67..... | 7-4 |
| 2005-06..... | 11-6 | 1985-86..... | 9-5 | 1965-66..... | 1-2 |
| 2004-05..... | 8-6 | 1984-85..... | 9-7 | OVERALL | 556-246 |
| 2003-04..... | 12-5 | 1983-84..... | 7-7 | *School-record home wins | |
| 2002-03..... | 10-6 | 1982-83..... | 12-4 | #School-record home win % | |

2012-13

| Week | AP | ESPN/USA Today |
|---------|-----|----------------|
| Jan. 21 | #23 | #24 |
| Jan. 28 | #16 | #16 |
| Feb. 4 | — | #23 |

2018-19

| Week | AP | ESPN/USA Today |
|---------|-----|----------------|
| Jan. 14 | #18 | #20 |
| Jan. 21 | #20 | #20 |

REBEL STREAKS

Overall Win Streak

| | |
|---------|--------------------|
| 13..... | 2007-08 |
| 12..... | 1925-26 |
| 12..... | 1935-36 to 1936-37 |
| 11..... | 2000-01, 1937-38 |

Overall Losing Streak

| | |
|---------|------------------|
| 16..... | 1975-76 |
| 13..... | 1940-41 |
| 12..... | 1962-63, 1955-56 |

Home Win Streak

29 – January 11, 1997 (73-69 vs. Kentucky) to January 6, 1999 (78-60 vs. Alabama)

20 – December 3, 2001 (78-43 vs. Louisiana-Monroe) to December 31, 2002 (57-49 vs. Samford)

20 – February 26, 2000 (75-67 vs. Vanderbilt) to November 28, 2001 (92-45 vs. Morris Brown)

18 – January 13, 2006 (74-72 vs. Arkansas) to January 30, 2008 (74-58 vs. Vanderbilt)

15 – January 24, 1996 (82-69 vs. Auburn) to January 5, 1997 (73-66 vs. Georgia)

15 – February 3, 1973 (84-59 vs. LSU) to February 4, 1974 (59-55 vs. Georgia)

Away/Neutral Win Streak

| | |
|--------|-----------------------|
| 9..... | 1925-26 |
| 6..... | 6 times (MR: 2007-08) |

Overall SEC Win Streak

| | |
|--------|---------|
| 9..... | 1937-38 |
| 8..... | 1997-98 |
| 6..... | 2014-15 |
| 6..... | 2012-13 |
| 6..... | 2000-01 |

Non-SEC Homecourt Win Streak

44..... 1995-96 to 2001-02 (at the time, second longest in the nation)

ALL-TIME SERIES RECORDS

| Opponent | First Meeting | Last Meeting | OM | Opp |
|---------------------|---------------|--------------|-----------|------------|
| Abilene Christian | 1994 | 1994 | 1 | 0 |
| ALABAMA | 1921 | 2022 | 58 | 125 |
| Alabama A&M | 1999 | 2008 | 3 | 0 |
| UAB | 1979 | 1983 | 4 | 1 |
| Alabama State | 1983 | 2010 | 7 | 0 |
| Alaska-Fairbanks | 2002 | 2002 | 1 | 0 |
| ALCORN STATE | 1986 | 2011 | 4 | 0 |
| Appalachian State | 1997 | 2007 | 2 | 0 |
| Arizona | 1953 | 2001 | 1 | 1 |
| ARKANSAS | 1938 | 2022 | 33 | 51 |
| Arkansas State! | 1926 | 2019 | 22 | 9 |
| Arkansas-Monticello | 1963 | 1972 | 10 | 0 |
| Arkansas-Pine Bluff | 1998 | 2003 | 4 | 0 |
| AUBURN | 1928 | 2021 | 64 | 79 |
| Austin Peay | 1991 | 2015 | 4 | 0 |
| Ball State | 1998 | 1998 | 0 | 1 |
| Baptist Christian | 1988 | 1988 | 1 | 0 |
| Baylor | 1971 | 2018 | 1 | 2 |
| Belhaven | 1967 | 1967 | 1 | 0 |
| Belmont | 1998 | 1998 | 2 | 0 |
| Bethune-Cookman | 1991 | 1991 | 1 | 0 |
| Birmingham-Southern | 1950 | 2000 | 5 | 0 |
| Boise State | 2021 | 2021 | 0 | 1 |
| Bowling Green | 1979 | 2002 | 1 | 2 |
| Bradley | 1972 | 2017 | 3 | 3 |
| Butler | 2018 | 2019 | 0 | 2 |
| BYU | 2015 | 2015 | 1 | 0 |
| California | 2011 | 2011 | 0 | 1 |
| Campbell | 1986 | 1986 | 1 | 0 |
| Carson-Newman | 1983 | 1983 | 1 | 0 |
| Centenary | 1922 | 2010 | 7 | 6 |
| Central Arkansas | 1981 | 2021 | 4 | 0 |
| Charleston | 1973 | 1974 | 2 | 0 |
| Charleston Southern | 2014 | 2021 | 1 | 1 |
| Charlotte@ | 1978 | 2000 | 2 | 1 |
| CHATTANOOGA | 1947 | 2018 | 4 | 2 |
| Christian Brothers | 1986 | 1989 | 2 | 0 |
| Cincinnati | 1955 | 2018 | 1 | 2 |
| Citadel | 1971 | 1971 | 1 | 0 |
| Clemson | 1966 | 2008 | 2 | 3 |
| Coastal Carolina | 2013 | 2015 | 3 | 0 |
| Colgate | 1996 | 1996 | 0 | 1 |
| Colorado State | 2011 | 2011 | 0 | 1 |
| Connecticut | 2006 | 2006 | 0 | 1 |
| Creighton | 2015 | 2016 | 1 | 1 |
| CSU Bakersfield | 2019 | 2019 | 1 | 0 |
| Davidson | 1996 | 1997 | 0 | 2 |
| Dayton | 1981 | 2021 | 1 | 7 |
| Delaware State | 1995 | 1995 | 1 | 0 |
| Delta State | 1937 | 1942 | 2 | 4 |
| Denver | 1955 | 1955 | 0 | 1 |

| Opponent | First Meeting | Last Meeting | OM | Opp |
|--------------------------|---------------|--------------|-----------|------------|
| DePaul | 1983 | 2012 | 2 | 1 |
| Drake | 2012 | 2012 | 1 | 0 |
| East Carolina | 2003 | 2004 | 1 | 1 |
| East Tennessee State | 1953 | 2013 | 9 | 5 |
| Eastern Illinois | 1974 | 1975 | 1 | 1 |
| Eastern Kentucky | 1956 | 2017 | 2 | 0 |
| Elon | 2021 | 2021 | 1 | 0 |
| Evansville | 2004 | 2004 | 2 | 0 |
| Fairfield | 2006 | 2006 | 1 | 0 |
| FLORIDA | 1941 | 2022 | 48 | 69 |
| Florida A&M | 2009 | 2009 | 1 | 0 |
| FLORIDA ATLANTIC | 1995 | 1995 | 1 | 0 |
| Florida Gulf Coast | 2018 | 2018 | 1 | 0 |
| Florida International | 1997 | 1997 | 1 | 0 |
| Florida State | 1951 | 2005 | 1 | 3 |
| Fresno State | 1982 | 1982 | 0 | 1 |
| Fordham | 1983 | 2013 | 2 | 0 |
| Furman | 1954 | 2000 | 4 | 2 |
| George Mason | 2002 | 2015 | 1 | 2 |
| Georgetown | 1961 | 1961 | 1 | 0 |
| GEORGIA | 1928 | 2022 | 46 | 76 |
| Georgia Southern | 1984 | 2015 | 1 | 1 |
| Georgia State | 2015 | 2017 | 2 | 0 |
| Georgia Tech | 1926 | 2017 | 9 | 12 |
| Grambling | 1980 | 2012 | 2 | 0 |
| Hardin-Simmons | 1968 | 1968 | 1 | 0 |
| Hawai'i | 2013 | 2013 | 1 | 0 |
| Hofstra | 1991 | 1991 | 0 | 1 |
| Holy Cross | 1971 | 1971 | 1 | 0 |
| Houston | 1962 | 1997 | 2 | 1 |
| Houston Baptist | 1993 | 1996 | 2 | 0 |
| Illinois | 1989 | 1989 | 0 | 2 |
| Illinois-Chicago | 2005 | 2006 | 1 | 1 |
| Illinois State | 1979 | 2018 | 1 | 4 |
| Illinois Wesleyan | 1983 | 1983 | 1 | 0 |
| Indiana | 2010 | 2010 | 1 | 0 |
| Indiana State | 1990 | 2013 | 1 | 1 |
| Indiana State-Evansville | 1976 | 1976 | 1 | 0 |
| Iona | 1957 | 2001 | 1 | 1 |
| Iowa State | 2001 | 2019 | 0 | 2 |
| IUPUI | 2002 | 2002 | 1 | 0 |
| Jackson State | 1987 | 2021 | 4 | 0 |
| Jacksonville | 1978 | 1985 | 2 | 1 |
| Jacksonville St. + | 1948 | 2010 | 4 | 0 |
| James Madison | 1992 | 1992 | 0 | 1 |
| Kansas | 1981 | 1981 | 0 | 1 |
| Kansas State | 2001 | 2022 | 4 | 2 |
| KENTUCKY | 1925 | 2021 | 14 | 109 |
| Kentucky State | 1988 | 1988 | 1 | 0 |
| Kentucky Wesleyan | 1970 | 1970 | 0 | 1 |
| La Salle | 2008 | 2013 | 1 | 1 |

| Opponent | First Meeting | Last Meeting | OM | Opp |
|--------------------------|---------------|--------------|------------|------------|
| Lamar | 1993 | 2008 | 2 | 1 |
| Lipscomb University | 1956 | 2013 | 5 | 0 |
| Long Beach State | 1973 | 1983 | 1 | 1 |
| Long Island | 1998 | 1998 | 1 | 0 |
| Louisiana College | 1962 | 1962 | 1 | 0 |
| Louisiana~ | 1970 | 2017 | 4 | 4 |
| Louisiana-Monroe# | 1970 | 2018 | 16 | 4 |
| LSU | 1910 | 2022 | 90 | 125 |
| Louisiana Tech | 1911 | 2015 | 8 | 5 |
| Louisville | 1998 | 2009 | 2 | 1 |
| Loyola-Chicago | 1979 | 1979 | 1 | 0 |
| Loyola-Marymount | 2013 | 2013 | 1 | 0 |
| Loyola-New Orleans | 1924 | 1994 | 4 | 1 |
| MacAlester | 1972 | 1972 | 1 | 0 |
| MacMurray | 1985 | 1985 | 1 | 0 |
| Marshall | 1971 | 2009 | 2 | 1 |
| Marquette | 2012 | 2021 | 0 | 2 |
| Maryland | 1929 | 1988 | 1 | 1 |
| Massachusetts | 2015 | 2016 | 2 | 0 |
| McNeese State | 1990 | 2013 | 8 | 1 |
| MEMPHIS% | 1910 | 2021 | 15 | 28 |
| Mercer | 1980 | 2013 | 5 | 1 |
| Metro State | 1990 | 1990 | 0 | 1 |
| Miami, Fla. | 1950 | 2012 | 1 | 3 |
| Michigan | 1980 | 1980 | 1 | 0 |
| Michigan State | 1999 | 1999 | 0 | 1 |
| Middle Tennessee | 1947 | 2021 | 8 | 6 |
| Millsaps | 1912 | 1946 | 30 | 9 |
| Minnesota | 1969 | 1980 | 0 | 2 |
| Minnesota-Duluth | 1976 | 1976 | 1 | 0 |
| Mississippi College | 1909 | 1987 | 25 | 14 |
| MISSISSIPPI STATE | 1914 | 2022 | 119 | 147 |
| Mississippi Valley St. | 2006 | 2021 | 7 | 0 |
| MISSOURI | 2013 | 2022 | 15 | 6 |
| Missouri-Rolla | 1985 | 1985 | 1 | 0 |
| Missouri Western | 1976 | 1982 | 3 | 0 |
| Missouri-St. Louis | 1984 | 1984 | 1 | 0 |
| Monmouth | 2017 | 2017 | 1 | 0 |
| Montana | 2016 | 2016 | 1 | 0 |
| Morgan State | 1995 | 2009 | 3 | 0 |
| Morris Brown | 2001 | 2002 | 2 | 0 |
| Murray State | 1959 | 2016 | 3 | 3 |
| Nebraska | 1978 | 2008 | 2 | 1 |
| New Mexico | 1996 | 2009 | 1 | 3 |
| New Orleans | 1984 | 2021 | 5 | 1 |
| Nicholls | 1989 | 2018 | 9 | 0 |
| Norfolk State | 2019 | 2019 | 1 | 0 |
| NORTH ALABAMA | 1952 | 1962 | 4 | 0 |
| North Carolina | 1923 | 1926 | 1 | 1 |
| North Carolina A&T | 2013 | 2013 | 1 | 0 |
| North Carolina State | 1929 | 2000 | 1 | 1 |

ALL-TIME SERIES RECORDS

| Opponent | First Meeting | Last Meeting | OM | Opp |
|-------------------------------|---------------|--------------|-----------|-----------|
| Northern Arizona | 2015 | 2015 | 1 | 0 |
| North Texas State | 1986 | 1987 | 2 | 0 |
| Northwestern St. (La.) | 1989 | 2015 | 3 | 0 |
| Notre Dame | 1978 | 2001 | 1 | 1 |
| Oakland | 1993 | 1993 | 1 | 0 |
| Ohio State | 1999 | 2008 | 0 | 2 |
| Oklahoma | 1999 | 2019 | 2 | 2 |
| OKLAHOMA STATE | 1948 | 2019 | 0 | 3 |
| Oral Roberts | 1992 | 2016 | 5 | 0 |
| Oregon | 2013 | 2015 | 1 | 1 |
| Oregon State | 2000 | 2000 | 1 | 0 |
| Pacific | 1982 | 1982 | 1 | 0 |
| Pan American | 1976 | 1976 | 1 | 0 |
| Penn State | 2011 | 2019 | 4 | 0 |
| Pittsburgh | 1992 | 1992 | 0 | 1 |
| Portland State | 1997 | 1997 | 1 | 0 |
| Prairie View | 1992 | 2000 | 6 | 0 |
| Presbyterian College | 2008 | 2008 | 1 | 0 |
| Rice | 1984 | 2017 | 2 | 2 |
| Rider | 2021 | 2021 | 1 | 0 |
| Rollins College | 1994 | 1994 | 1 | 0 |
| Rutgers | 2013 | 2013 | 1 | 0 |
| St. Francis, Pa. | 1973 | 1973 | 1 | 0 |
| St. John's | 1989 | 1989 | 0 | 1 |
| St. Joseph's | 1988 | 2016 | 3 | 0 |
| Saint Louis | 1955 | 2011 | 2 | 2 |
| Samford | 1978 | 2021 | 3 | 1 |
| Sam Houston State | 1989 | 2017 | 6 | 0 |
| San Diego | 2018 | 2018 | 1 | 0 |
| San Diego State | 1987 | 1987 | 1 | 0 |
| San Francisco | 2013 | 2013 | 1 | 0 |
| Seattle | 2019 | 2019 | 1 | 0 |
| Seton Hall | 2015 | 2015 | 0 | 1 |
| Sewanee | 1926 | 1965 | 7 | 3 |
| SMU | 1969 | 2012 | 2 | 1 |
| South Alabama | 1969 | 2016 | 5 | 1 |
| SOUTH CAROLINA | 1961 | 2022 | 23 | 21 |
| South Carolina State | 2004 | 2005 | 2 | 0 |
| USC-Spartanburg | 1986 | 1986 | 1 | 0 |
| South Dakota State | 1977 | 2017 | 1 | 1 |
| South Florida | 1983 | 1983 | 1 | 0 |
| Southeast Missouri State | 2014 | 2015 | 2 | 0 |
| Southeastern Louisiana | 1957 | 2019 | 19 | 0 |
| Southern | 1989 | 2015 | 2 | 0 |
| Southern Cal | 2001 | 2001 | 1 | 0 |
| Southern Illinois | 1993 | 2001 | 1 | 2 |
| Southern Miss [^] | 1922 | 2012 | 18 | 6 |
| Southern Utah | 2005 | 2005 | 1 | 0 |
| Southwestern ^{&} | 1912 | 1954 | 29 | 3 |
| Spring Hill | 1951 | 1952 | 2 | 0 |

| Opponent | First Meeting | Last Meeting | OM | Opp |
|--------------------------|----------------------|--------------|-----------|-----------|
| STANFORD | FIRST MEETING | | | |
| Stetson | 1992 | 1992 | 2 | 0 |
| Syracuse | 2017 | 2017 | 1 | 0 |
| Tampa | 1950 | 1950 | 0 | 1 |
| TCU | 1977 | 2014 | 3 | 2 |
| TEMPLE | 1988 | 1999 | 1 | 3 |
| TENNESSEE | 1924 | 2022 | 45 | 76 |
| Tennessee Tech | 1959 | 2019 | 7 | 1 |
| Tennessee Wesleyan | 1985 | 1985 | 1 | 0 |
| Texas | 1956 | 2018 | 6 | 9 |
| TEXAS A&M | 1973 | 2022 | 4 | 9 |
| Texas A&M-Corpus Christi | 2010 | 2017 | 2 | 0 |
| Texas State | 2011 | 2011 | 1 | 0 |
| Texas Tech | 1955 | 2010 | 1 | 4 |
| Troy ^{<} | 1958 | 2015 | 10 | 0 |
| Toledo | 1977 | 1977 | 1 | 0 |
| Towson | 2015 | 2015 | 1 | 0 |
| Tulane | 1921 | 1995 | 35 | 55 |
| Tulsa | 1954 | 1990 | 1 | 4 |
| UALR | 2010 | 2013 | 3 | 0 |
| UC Santa Barbara | 2008 | 2008 | 1 | 0 |
| UCF | 2008 | 2010 | 3 | 0 |
| UCLA | 2002 | 2002 | 0 | 1 |
| UNCW | 2021 | 2021 | 1 | 0 |
| Union* | 1911 | 1959 | 25 | 7 |
| UT MARTIN | 2002 | 2021 | 4 | 0 |
| Utah | 2009 | 2017 | 0 | 2 |
| UTEP | 2002 | 2010 | 2 | 0 |
| VANDERBILT | 1925 | 2022 | 48 | 78 |
| VALPARAISO | 1970 | 1998 | 1 | 1 |
| Villanova | 1999 | 2010 | 1 | 1 |
| Virginia | 1925 | 1957 | 1 | 1 |

| Opponent | First Meeting | Last Meeting | OM | Opp |
|----------------------|---------------|--------------|----|-----|
| VCU | 2000 | 2005 | 4 | 0 |
| VMI | 1925 | 1925 | 1 | 0 |
| Virginia Tech | 1980 | 2017 | 2 | 3 |
| Washington-St. Louis | 1987 | 1987 | 1 | 0 |
| Washington & Lee | 1929 | 1930 | 1 | 1 |
| West Alabama | 1999 | 1999 | 1 | 0 |
| West Virginia | 2009 | 2010 | 0 | 2 |
| Western Carolina | 2005 | 2005 | 1 | 0 |
| Western Kentucky | 2013 | 2021 | 1 | 2 |
| Western Michigan | 2018 | 2019 | 2 | 0 |
| Wichita State | 1995 | 2021 | 3 | 4 |
| Winthrop | 2008 | 2008 | 1 | 0 |
| Wisconsin | 2013 | 2013 | 1 | 0 |
| Wisconsin-Green Bay | 1975 | 1975 | 1 | 0 |
| Xavier | 2015 | 2015 | 0 | 1 |

2022-23 OPPONENTS IN BOLD CAPS

- ! - formerly Arkansas A&M (1925-27)
- @ - formerly UNC-Charlotte
- # - formerly Northeast Louisiana
- \$ - formerly Louisiana I.I.
- % - formerly Memphis St.
- ^ - formerly Miss. Normal
- ~ - formerly Southwest Louisiana, Louisiana-Lafayette
- & - formerly S.P.U.
- * - formerly SWBU
- (- formerly Tennessee-Martin



Ole Miss and Mississippi State own the SEC's most-played rivalry. Entering this season, the in-state foes have faced off 262 times beginning with their first meeting in 1914.

C.M. "TAD" SMITH COLISEUM RECORDS

"TAD PAD" FAST FACTS

Overall Record in Tad Smith Coliseum: 490-210 (.700 win pct. - 51 seasons)

First Game: Monday, Feb. 21, 1966 vs. Kentucky

First Ole Miss Win: Wednesday, Feb. 23, 1966 vs. Tulane (91-70)

First Basket: Larry Conley, Kentucky (18:50 left in first half)

First Ole Miss Basket: Chuck Burhorn (13:32 left in first half)

Longest Ole Miss Home Winning Streak: 29 games (1996-97 to 1998-99)

Most Home Wins in a Season: 16 (2006-07, 2007-08 and 2012-13)

Longest Game: 4 Overtimes (Feb. 17, 1982 vs. Vanderbilt)

Most Points by Both Teams: 225 (Ole Miss 113, LSU 112 (ot) - Mar. 4, 1989)

Fewest Points by Both Teams: 83 (Ole Miss 50, LSU 33 - Feb. 7, 2001)

INDIVIDUAL (OLE MISS)

| | | | | |
|------------|----|--------------------|-----------------------|----------|
| Points: | 57 | Johnny Neumann | vs. Southern Miss | 12-15-70 |
| FG att: | 50 | Johnny Neumann | vs. Kentucky | 1-2-71 |
| FG made: | 20 | Gerald Glass | vs. LSU | 3-4-89 |
| | 20 | Johnny Neumann | vs. Southern Miss | 12-15-70 |
| 3-pt att: | 23 | Marshall Henderson | vs. Oregon | 12-8-13 |
| 3-pt made: | 10 | Marshall Henderson | vs. Oregon | 12-8-13 |
| FT att: | 25 | Ken Turner | vs. Vanderbilt | 2-12-69 |
| FT made: | 17 | Carlos Clark | vs. LSU | 1-15-83 |
| | 17 | Johnny Neumann | vs. Southern Miss | 12-15-70 |
| Rebounds: | 22 | Walter Actwood | vs. ISU-Evansville | 12-1-75 |
| Assists: | 15 | Sean Tuohy | vs. Auburn | 1-26-80 |
| Blocks: | 8 | Ansu Sesay | vs. Mississippi State | 2-19-97 |
| Steals: | 7 | Jason Smith | vs. Florida | 1-7-98 |
| | 7 | Coolidge Ball | vs. Alabama | 2-16-74 |

TEAM (OPPONENT)

| | | | |
|-------------|-------|-------------------|----------|
| Points: | 120 | Kentucky | 2-2-70 |
| Few points: | 30 | Mississippi State | 1-23-82 |
| FG att: | 116 | Southern Miss | 12-15-70 |
| FG made: | 52 | Kentucky | 2-2-70 |
| FG pct: | 75.0 | Tennessee (24-32) | 1-6-82 |
| 3-pt att: | 36 | Auburn | 1-28-10 |
| 3-pt made: | 17 | Illinois State | 3-14-12 |
| 3-pt pct: | 100.0 | Tennessee (1-1) | 2-2-87 |
| FT att: | 45 | Florida | 2-2-91 |
| FT made: | 35 | Rice | 1-9-93 |
| FT pct: | 100.0 | Six times | |
| Rebounds: | 70 | Kentucky | 2-7-70 |
| Assists: | 26 | Georgia | 1-15-11 |
| Blocks: | 12 | LSU | 2-23-91 |
| Steals: | 21 | Morgan State | 12-1-94 |

INDIVIDUAL (OPPONENT)

| | | | | |
|------------|----|------------------|-------------------|----------|
| Points: | 55 | Chris Jackson | LSU | 3-4-89 |
| FG att: | 46 | Pete Maravich | LSU | 2-28-70 |
| FG made: | 23 | Dan Issel | Kentucky | 2-7-70 |
| 3-pt att: | 20 | Chris Jackson | LSU | 3-4-89 |
| 3-pt made: | 9 | Chris Jackson | LSU | 3-4-89 |
| FT att: | 19 | Kenny Higgs | LSU | 2-7-76 |
| FT made: | 14 | Johnathan Loyd | Oregon | 12-8-13 |
| | 14 | Jimmy England | Tennessee | 1-4-71 |
| | 14 | Pete Maravich | LSU | 2-24-68 |
| Rebounds: | 22 | Al Leinhard | Georgia | 1-24-70 |
| Assists: | 15 | Johnathan Loyd | Oregon | 12-8-13 |
| Blocks: | 9 | Tom Jervis | Troy | 11-27-07 |
| | 9 | Mickell Gladness | Alabama A&M | 12-22-06 |
| | 9 | Shaquille O'Neal | LSU | 2-20-91 |
| Steals: | 6 | Shane Larkin | Miami (Fla.) | 11-25-11 |
| | 6 | Trant Simpson | Alabama A&M | 12-22-06 |
| | 6 | Michael Gholar | Mississippi State | 1-12-00 |

TEAM (OLE MISS)

| | | | |
|-------------|-------|-------------------------------|----------|
| Points: | 117 | vs. Arkansas | 12-10-73 |
| Few points: | 42 | vs. Mississippi State | 2-25-95 |
| FG att: | 104 | vs. LSU | 3-8-75 |
| FG made: | 56 | vs. Arkansas | 12-10-73 |
| FG pct: | 69.0 | vs. Mississippi State (20-29) | 1-23-82 |
| 3-pt att: | 35 | vs. Oregon | 12-8-13 |
| | 35 | vs. Mississippi State | 1-13-11 |
| 3-pt made: | 15 | vs. Oregon | 12-8-13 |
| 3-pt pct: | 75.0 | vs. Mississippi State (6-8) | 2-14-87 |
| FT att: | 55 | vs. Vanderbilt | 2-13-80 |
| FT made: | 39 | vs. Vanderbilt | 2-13-80 |
| FT pct: | 100.0 | vs. Kentucky (5-5) | 3-5-88 |
| | 100.0 | vs. Mississippi State (3-3) | 1-29-03 |
| Rebounds: | 84 | vs. ISU-Evansville | 12-1-75 |
| Assists: | 32 | vs. Centenary | 12-19-09 |
| Blocks: | 13 | vs. Loyola-New Orleans | 12-1-93 |
| Steals: | 21 | vs. Houston Baptist | 2-5-96 |

TOP 20 TAD PAD CROWDS

| | | |
|-----|-----------------|-------------------------|
| 1. | 9,452 (2/10/07) | Alabama (W, 75-69) |
| 2. | 9,360 (1/9/10) | Miss. State (L, 75-80) |
| 3. | 9,328 (1/12/08) | LSU (W, 74-71) |
| 4. | 9,321 (2/2/81) | Kentucky (L, 62-55) |
| 5. | 9,318 (1/19/80) | Miss. State (W, 75-64) |
| 6. | 9,311 (3/3/02) | Alabama (W, 84-56) |
| 7. | 9,304 (1/16/08) | Florida (W, 89-87) |
| 8. | 9,232 (1/29/13) | Kentucky (L, 74-87) |
| 9. | 9,224 (1/12/02) | Miss. State (W, 66-59) |
| 10. | 9,217 (12/7/01) | Memphis (W, 71-67) |
| 11. | 9,210 (1/8/83) | Tennessee (W, 56-55) |
| 12. | 9,206 (1/24/13) | Tennessee (W, 62-56) |
| 13. | 9,173 (1/12/13) | Missouri (W, 64-49) |
| 14. | 9,167 (2/20/08) | Miss. State (W, 74-63) |
| 15. | 9,132 (1/28/70) | LSU (L, 103-99) |
| 16. | 9,109 (2/2/08) | So. Carolina (L, 80-77) |
| 17. | 9,088 (1/29/03) | Miss. State (L, 58-57) |
| 18. | 9,082 (2/16/08) | Auburn (L, 90-78) |
| 19. | 9,030 (3/7/09) | Miss. State (L, 80-82) |
| 20. | 9,010 (1/7/04) | Miss. State (L, 61-54) |

SJB PAVILION RECORDS

SJB PAVILION FAST FACTS

Overall Record in SJB Pavilion: 53-34 (.609 win pct. - 6 seasons)
First Game: Thursday, Jan. 7, 2016 vs. Alabama
First Ole Miss Win: Thursday, Jan. 7, 2016 vs. Alabama (74-66)
First Basket: Tomasz Gielo, Ole Miss (3FG, 19:11/1H)
First Ole Miss Basket: Tomasz Gielo (3FG, 19:11/1H)

Longest Ole Miss Home Winning Streak: 7 games (2018-19)
Most Home Wins in a Season: 13 (2017)
Longest Game: 1 Overtime 4x (MR: vs. Illinois State - Dec. 16, 2017)
Most Points by Both Teams: 198 (Illinois State 101, Ole Miss 97 - Dec. 16, 2017)
Fewest Points by Both Teams: 114 (Ole Miss 62, MTSU 52 - Dec. 15, 2021)

INDIVIDUAL (OLE MISS)

| | | |
|------------|----|---|
| Points: | 43 | Stefan Moody vs. Mississippi St. (03-03-16) |
| FG att: | 25 | Stefan Moody vs. Vanderbilt (02-06-16) |
| FG made: | 13 | 2x, MR: Breein Tyree vs. Mississippi St. (02-11-20) |
| 3-pt att: | 15 | Stefan Moody vs. Vanderbilt (02-06-16) |
| 3-pt made: | 8 | Breein Tyree vs. Middle Tennessee (12-14-19) |
| FT att: | 18 | 3x, MR: D. Shuler vs. No. 16 Auburn (01-28-20) |
| FT made: | 15 | 2x, MR: Stefan Moody vs. Mississippi St. (03-03-16) |
| Rebounds: | 19 | Sebastian Saiz vs. UMass (11-14-16) |
| Assists: | 10 | Devontae Shuler vs. Auburn (01-06-21) |
| Blocks: | 6 | Sebastian Saiz vs. Bradley (12-19-16) |
| Steals: | 7 | 2x, MR: Terence Davis vs. Texas A&M (02-06-19) |

TEAM (OLE MISS)

| | | |
|-------------|-------|---|
| Points: | 97 | 2x, MR: vs. Illinois State (12-16-17) |
| Few points: | 47 | vs. Georgia (01-11-17) |
| FG att: | 75 | vs. Charleston Southern (11-12-21) |
| FG made: | 38 | vs. Charleston Southern (11-12-21) |
| FG pct: | 61.5 | vs. Chattanooga (12-16-18) |
| 3-pt att: | 33 | 2x, MR: vs. Montana (11-24-16) |
| 3-pt made: | 14 | 2x, MR: vs. Middle Tennessee (12-14-19) |
| 3-pt pct: | 63.6 | 14-22 vs. Middle Tennessee (12-14-19) |
| FT att: | 46 | vs. UMass (11-14-16) |
| FT made: | 33 | vs. UMass (11-14-16) |
| FT pct: | 100.0 | (15-15) vs. No. 4 Auburn (01-15-22) |
| Rebounds: | 57 | vs. Rider (11-30-21) |
| Assists: | 26 | vs. Vanderbilt (02-29-20) |
| Blocks: | 13 | vs. Bradley (12-19-16) |
| Steals: | 15 | vs. Western Michigan (11-10-18) |

INDIVIDUAL (OPPONENT)

| | | |
|------------|----|--|
| Points: | 34 | 2x, MR: Isaiah Joe, Arkansas (1-11-20) |
| FG att: | 24 | Bryce Brown, No. 10 Auburn (1-9-19) |
| FG made: | 12 | Malik Monk, No. 8 Kentucky (12-29-16) |
| 3-pt att: | 19 | Bryce Brown, No. 10 Auburn (1-9-19) |
| 3-pt made: | 8 | Jaden Shackelford, Alabama (2-9-22) |
| FT att: | 18 | Keith Stone, Florida (1-13-18) |
| FT made: | 13 | Keith Stone, Florida (1-13-18) |
| Rebounds: | 16 | Mark Smith, Kansas State (1-29-22) |
| Assists: | 11 | 2x, MR: Malachi Smith, Dayton (12-18-21) |
| Blocks: | 8 | Clevon Brown, Vanderbilt (3-3-18) |
| Steals: | 5 | J.J. Frazier, Georgia (1-9-16) |

TEAM (OPPONENT)

| | | |
|-------------|------|---------------------------------------|
| Points: | 103 | Alabama (2-22-20) |
| Few points: | 43 | 2x, MR: UT Martin (12-22-20) |
| FG att: | 74 | 2x, MR: South Dakota State (11-28-17) |
| FG made: | 38 | No. 24 Iowa State (1-26-19) |
| FG pct: | 69.1 | No. 24 Iowa State (1-26-19) |
| 3-pt att: | 41 | South Dakota State (11-28-17) |
| 3-pt made: | 18 | South Dakota State (11-28-17) |
| 3-pt pct: | 63.6 | Alabama (2-9-22) |
| FT att: | 37 | No. 18 Memphis (12-4-21) |
| FT made: | 26 | 2x, MR: No. 16 Auburn (1-28-20) |
| FT pct: | 90.9 | 10-11, Florida (2-8-20) |
| Rebounds: | 49 | 2x, MR: Illinois State (12-16-17) |
| Assists: | 26 | No. 24 Iowa State (1-26-19) |
| Blocks: | 9 | No. 4 Auburn (1-15-22) |
| Steals: | 12 | 2x, MR: South Carolina (2-15-22) |

TOP 15 PAVILION CROWDS

| | | |
|-----|------------------|-------------------------|
| 1. | 9,500 (1/7/16) | Alabama (W, 74-66) |
| | 9,500 (2/6/16) | Vanderbilt (W, 85-78) |
| | 9,500 (2/13/16) | Arkansas (W, 76-60) |
| | 9,500 (3/2/16) | Miss. State (W, 86-78) |
| | 9,500 (1/15/19) | LSU (L, 69-83) |
| | 9,500 (1/19/19) | Arkansas (W, 84-67) |
| | 9,500 (2/2/19) | MSU (L, 75-81) |
| | 9,500 (2/27/19) | Tennessee (L, 71-73) |
| | 9,500 (3/5/19) | Kentucky (76-80) |
| 10. | 9,487 (1/9/16) | Georgia (W, 72-71) |
| 11. | 9,411 (1/28/17) | Baylor (L, 75-78) |
| 12. | 9,333 (1/16/16) | Florida (L, 71-80) |
| 13. | 9,091 (3/21/17) | Georgia Tech (L, 66-74) |
| 14. | 9,086 (12/29/16) | Kentucky (L, 76-99) |
| 15. | 8,664 (1/6/18) | Miss. State (W, 64-58) |

ALL-TIME SCORES

1908-09

Record: 1-4

| | | | |
|------|--------------------------|-------|---|
| J-28 | Memphis Physicians.....H | 11-12 | L |
| F-5 | Memphis Physicians.....A | 15-26 | L |
| F-6 | Memphis YMCA.....A | 11-29 | L |
| F-16 | Miss. College.....A | 17-19 | L |
| F-17 | Miss. College.....A | 28-11 | W |

1909-10

Record: 0-7

| | | | |
|------|------------------------|-------|---|
| J-27 | Jonesboro YMCA.....A | 3-31 | L |
| J-28 | Memphis YMCA.....A | 7-36 | L |
| J-28 | Univ. of Memphis.....A | 11-23 | L |
| F-4 | LSU.....A | 14-39 | L |
| F-5 | LSU.....A | 4-25 | L |
| F-7 | Miss. College.....A | 10-16 | L |
| F-8 | Miss. College.....A | 15-16 | L |

E. R. HUBBARD
9-3 (1911)

1910-11

Record: 9-3

Head Coach: E.R. Hubbard

| | | | |
|------|----------------------|-------|---|
| F-3 | Laurel YMCA.....A | 27-26 | W |
| F-4 | Laurel YMCA.....A | 22-25 | L |
| F-6 | Summerland.....A | 20-10 | W |
| F-7 | Summerland.....A | 39-15 | W |
| F-8 | Clark Memorial.....A | 39-9 | W |
| F-9 | Clark Memorial.....A | 53-7 | W |
| F-10 | Louisiana I.I.....A | 19-25 | L |
| F-11 | Louisiana I.I.....A | 13-15 | L |
| F-13 | Miss. College.....A | 29-15 | W |
| F-14 | Miss. College.....A | 31-13 | W |
| F-24 | Union.....A | 37-25 | W |
| F-25 | Union.....A | 37-31 | W |

B. Y. WALTON
10-2 (1912)

1911-12

Record: 10-2

Head Coach: B.Y. Walton

| | | | |
|------|-----------------------|-------|---|
| J-12 | Millsaps.....A | 30-0 | W |
| J-13 | Millsaps.....A | 39-7 | W |
| J-14 | LSU.....A | 15-27 | L |
| J-15 | LSU.....A | 11-33 | L |
| J-19 | Miss. College.....A | 20-16 | W |
| J-20 | Miss. College.....A | 29-25 | W |
| F-2 | Union.....H | 45-7 | W |
| F-3 | Union.....H | 30-27 | W |
| F-21 | Southwestern PU.....A | 43-13 | W |
| F-22 | Southwestern PU.....A | 43-16 | W |
| F-23 | Union.....A | 57-20 | W |
| F-24 | Union.....A | 46-26 | W |

1912-13

Record: 0-7

| | | | |
|------|----------------------|-------|---|
| J-17 | Memphis YMCA.....A | 22-41 | L |
| J-18 | Jonesboro YMCA.....A | 10-47 | L |
| J-20 | Tupelo YMCA.....A | 15-27 | L |
| J-21 | Tupelo YMCA.....A | 21-23 | L |
| J-23 | Jackson YMCA.....A | 14-51 | L |
| J-24 | McClure.....A | 10-28 | L |
| J-25 | Union.....A | 26-77 | L |

1913-14

Record: 8-7

| | | | |
|------|----------------------|-------|---|
| J-17 | Millsaps.....H | 29-13 | W |
| J-23 | Jonesboro YMCA.....H | 28-13 | W |
| F-2 | Union.....A | 39-24 | W |
| F-6 | Memphis YMCA.....A | 13-32 | L |
| F-9 | Miss. College.....H | 23-19 | W |
| F-10 | Millsaps.....A | 24-18 | W |
| F-11 | Clark Memorial.....A | 36-18 | W |
| F-12 | Meridian YMCA.....A | 68-20 | W |
| F-13 | Jones County.....A | 32-22 | W |
| F-14 | Jones County.....A | 26-13 | W |
| F-17 | Miss. College.....A | 19-22 | L |
| F-25 | Miss. State.....A | 15-68 | L |
| F-26 | Miss. State.....A | 18-84 | L |
| F-27 | Miss. State.....H | 10-12 | L |

F-28 Miss. State.....H 8-20 L

1914-15

Record: 0-3

| | | | |
|-----|---------------------|-------|---|
| F-4 | Millsaps.....A | 20-60 | L |
| F-5 | Miss. College.....A | 17-27 | L |
| F-6 | Miss. College.....A | 15-37 | L |

1915-16

Record: 4-7

| | | | |
|------|---------------------|-------|---|
| J-14 | College Hill.....H | 25-19 | W |
| J-17 | Union.....A | 43-25 | W |
| J-18 | Jackson YMCA.....A | 40-24 | W |
| J-22 | Union.....H | 27-24 | W |
| J-28 | Miss. State.....H | 9-28 | L |
| J-29 | Miss. State.....H | 20-33 | L |
| F-3 | Miss. College.....H | 13-15 | L |
| F-4 | Miss. College.....H | 13-15 | L |
| F-10 | Millsaps.....H | 24-50 | L |
| F-21 | LSU.....H | 29-55 | L |
| F-25 | Millsaps.....A | 21-48 | L |

1916-17

Record: 11-7

| | | | |
|------|---------------------|-------|---|
| D-14 | College Hill.....H | 31-19 | W |
| J-8 | College Hill.....H | 62-40 | W |
| J-12 | Memphis YMCA.....A | 5-26 | L |
| J-20 | Jackson YMCA.....A | 40-24 | W |
| J-20 | Union.....A | 43-25 | W |
| J-26 | Union.....H | 70-16 | W |
| F-1 | Millsaps.....H | 38-12 | W |
| F-2 | Millsaps.....H | 50-16 | W |
| F-8 | Miss. College.....H | 27-29 | L |
| F-9 | Miss. College.....H | 33-15 | W |
| F-16 | Miss. State.....A | 20-35 | L |
| F-17 | Miss. State.....A | 24-42 | L |
| F-19 | Miss. College.....A | 20-46 | L |
| F-20 | Miss. College.....A | 21-27 | L |
| F-20 | Millsaps.....A | 36-28 | W |
| F-21 | Millsaps.....A | 28-24 | W |
| F-23 | Miss. State.....H | 25-42 | L |
| F-24 | Miss. State.....H | 29-15 | W |

1917-18
NO GAMES SCHEDULED

1918-19

C. R. "DUDY" NOBLE
0-3 (1919)

Record: 0-3

Head Coach: C.R. Noble

| | | | |
|------|--------------------|-------|---|
| J-31 | Memphis YMCA.....A | 13-24 | L |
| F-7 | Miss. State.....H | 23-32 | L |
| F-8 | Miss. State.....H | 14-52 | L |

R. L. SULLIVAN
66-36 (1920-25)

1919-20

Record: 9-4

Head Coach: R.L. Sullivan

| | | | |
|------|-----------------------|-------|---|
| J-23 | Union.....H | 40-10 | W |
| J-30 | Union.....A | 38-24 | W |
| J-31 | Jackson YMCA.....A | 22-39 | L |
| F-6 | Miss. State.....H | 23-10 | W |
| F-7 | Miss. State.....H | 15-21 | L |
| F-13 | Howard.....H | 30-11 | W |
| F-16 | Millsaps.....H | 60-15 | W |
| F-17 | Millsaps.....H | 56-21 | W |
| F-19 | Clarksdale YMCA.....A | 45-15 | W |
| F-25 | Millsaps.....A | 25-21 | W |
| F-26 | Miss. College.....A | 27-12 | W |
| M-5 | Miss. State.....A | 13-49 | L |
| M-6 | Miss. State.....A | 12-30 | L |

1920-21

Record: 9-7

Head Coach: R.L. Sullivan

| | | | |
|------|----------------|-------|---|
| J-14 | Millsaps.....H | 26-20 | W |
| J-15 | Millsaps.....H | 29-4 | W |

| | | | |
|------|-------------------|-------|---|
| J-19 | Alabama.....A | 22-18 | W |
| J-20 | Alabama.....A | 17-21 | L |
| J-21 | Miss. State.....A | 12-33 | L |
| J-22 | Miss. State.....A | 20-34 | L |
| F-2 | Miss. State.....H | 17-13 | W |
| F-3 | Miss. State.....H | 23-13 | W |
| F-11 | Alabama.....H | 31-18 | W |
| F-12 | Alabama.....H | 28-13 | W |
| F-14 | Millsaps.....A | 23-13 | W |
| F-15 | Millsaps.....A | 13-33 | L |
| F-18 | LSU (ot).....A | 23-22 | W |
| F-19 | LSU.....A | 12-46 | L |
| F-21 | Tulane.....A | 25-35 | L |
| F-22 | Tulane.....A | 22-34 | L |

1921-22

Record: 7-4

Head Coach: R.L. Sullivan

| | | | |
|----------------|--------------------|-------|---|
| J-20 | Millsaps.....H | 34-12 | W |
| J-21 | Millsaps.....H | 24-8 | W |
| J-27 | Miss. Normal.....H | 42-16 | W |
| J-28 | Miss. Normal.....H | 24-18 | W |
| F-3 | Miss. State.....H | 27-30 | L |
| F-4 | Miss. State.....H | 12-17 | L |
| F-6 | Tulane.....H | 35-27 | W |
| F-7 | Tulane.....A | 27-25 | W |
| F-16 | Miss. State.....A | 27-25 | W |
| F-17 | Miss. State.....A | 17-48 | L |
| Centenary..... | | 15-21 | L |

Ole Miss Joins Southern Conference

1922-23

Record: 8-7

Head Coach: R.L. Sullivan

| | | | |
|--------------------------------|-----------------------|-------|---|
| J-12 | Memphis State.....H | 14-16 | L |
| J-13 | Memphis State.....H | 25-16 | W |
| J-19 | Union.....H | 30-13 | W |
| J-20 | Union.....H | 13-15 | L |
| J-29 | Millsaps.....H | 31-19 | W |
| J-30 | Millsaps.....H | 25-21 | W |
| F-5 | Miss. State.....A | 14-29 | L |
| F-6 | Miss. State.....A | 18-23 | L |
| F-7 | Alabama.....A | 22-33 | L |
| F-12 | Miss. State.....H | 26-28 | L |
| F-13 | Miss. State.....H | 30-27 | W |
| F-22 | Southwestern PU.....H | 31-18 | W |
| F-23 | Alabama.....H | 28-17 | W |
| SOUTHERN CONFERENCE TOURNAMENT | | | |
| F-28 | North Carolina.....1 | 34-32 | W |
| M-1 | Miss. State.....1 | 26-33 | L |

Key to Neutral Sites: 1- Atlanta, Ga.

1923-24

Record: 16-6

Head Coach: R.L. Sullivan

| | | | |
|--------------------------------|------------------------|-------|---|
| College Hill.....H | 40-9 | W | |
| College Hill.....H | 56-2 | W | |
| D-20 | D'Lo YMCA.....A | 15-33 | L |
| D-21 | Hattiesburg YMCA.....A | 39-21 | W |
| D-22 | Laurel YMCA.....A | 37-27 | W |
| J-11 | Memphis State.....H | 43-18 | W |
| J-12 | Memphis State.....H | 20-14 | W |
| J-16 | Loyola-N.O.....A | 26-15 | W |
| J-17 | Loyola-N.O.....A | 15-14 | W |
| J-18 | Tulane.....A | 23-28 | L |
| J-19 | Tulane.....A | 19-35 | L |
| J-24 | Millsaps.....H | 31-16 | W |
| J-25 | Millsaps.....H | 25-27 | L |
| J-28 | Tennessee.....H | 36-17 | W |
| J-29 | Tennessee.....H | 24-13 | W |
| F-4 | Miss. College.....H | 32-29 | W |
| F-5 | Miss. College.....H | 30-21 | W |
| F-11 | Union.....H | 30-25 | W |
| F-12 | Union.....H | 33-16 | W |
| F-21 | Miss. State.....H | 29-27 | W |
| F-23 | Miss. State.....A | 42-47 | L |
| SOUTHERN CONFERENCE TOURNAMENT | | | |
| F-29 | Alabama.....1 | 42-44 | L |

Key to Neutral Sites: 1- Atlanta, Ga.

1924-25

Record: 17-8

Head Coach: R.L. Sullivan

| | | | |
|------|---------------------|-------|---|
| D-15 | Wil-Mayfield.....H | 56-20 | W |
| D-17 | Bemis YMCA.....H | 56-20 | W |
| D-27 | Memphis YMCA.....A | 16-34 | L |
| D-30 | Meridian.....A | 43-8 | W |
| D-31 | Laurel YMCA.....A | 45-33 | W |
| J-8 | Vanderbilt.....A | 18-19 | L |
| J-9 | Kentucky.....A | 23-26 | L |
| J-10 | Tennessee.....A | 13-15 | L |
| J-16 | Tulane.....H | 35-31 | W |
| J-17 | Tulane.....H | 15-30 | L |
| J-19 | Union.....H | 38-19 | W |
| J-20 | Union.....H | 28-19 | W |
| J-27 | Centenary.....H | 35-17 | W |
| F-2 | Memphis State.....H | 52-19 | W |
| F-3 | Memphis State.....H | 45-14 | W |
| F-6 | Millsaps.....A | 35-28 | W |
| F-7 | Millsaps.....A | 28-14 | W |
| F-9 | Miss. State.....A | 30-34 | L |
| F-14 | Memphis YMCA.....H | 38-27 | W |
| F-16 | Millsaps.....H | 31-20 | W |
| F-17 | Millsaps.....H | 25-16 | W |
| F-20 | Miss. State.....H | 28-38 | L |

SOUTHERN CONFERENCE TOURNAMENT

| | | | |
|------|----------------|-------|---|
| F-27 | VMI.....1 | 27-20 | W |
| F-28 | Virginia.....1 | 32-24 | W |
| M-2 | Tulane.....1 | 23-44 | L |

Key to Neutral Sites: 1- Atlanta, Ga.

HOMER HAZEL
54-32 (1926-30)

1925-26

Record: 16-2

Head Coach: Homer Hazel

| | | | |
|--------------------------------|----------------------|-------|---|
| D-16 | Arkansas A&M.....H | 44-21 | W |
| D-17 | Arkansas A&M.....H | 42-13 | W |
| J-9 | Jackson YMCA.....H | 44-18 | W |
| J-11 | Southwestern.....H | 55-14 | W |
| J-15 | LSU.....A | 24-27 | L |
| J-16 | LSU.....A | 43-19 | W |
| J-18 | Tulane.....A | 46-35 | W |
| J-1 | Tulane.....A | 51-26 | W |
| J-21 | Vanderbilt.....H | 32-18 | W |
| J-23 | Miss. State.....H | 33-20 | W |
| F-5 | Alabama.....A | 32-22 | W |
| F-6 | Alabama.....A | 35-25 | W |
| F-15 | Southwestern.....A | 32-20 | W |
| F-16 | Bemis YMCA.....A | 54-28 | W |
| F-18 | Sewanee.....H | 54-28 | W |
| SOUTHERN CONFERENCE TOURNAMENT | | | |
| F-26 | Sewanee.....1 | 50-16 | W |
| F-27 | Georgia Tech.....1 | 36-24 | W |
| M-1 | North Carolina.....1 | 23-38 | L |

Key to Neutral Sites: 1- Atlanta, Ga.

1926-27

Record: 13-5

Head Coach: Homer Hazel

| | | | |
|--------------------------------|----------------------|-------|---|
| D-15 | Arkansas A&M.....H | 53-24 | W |
| D-16 | Arkansas A&M.....H | 40-16 | W |
| J-4 | Sewanee.....H | 40-13 | W |
| J-14 | LSU.....A | 36-16 | W |
| J-15 | LSU.....A | 21-22 | L |
| J-17 | Tulane.....A | 28-21 | W |
| J-18 | Tulane.....A | 26-23 | W |
| J-19 | St. Stanislaus.....A | 33-24 | W |
| J-31 | Alabama.....H | 29-21 | W |
| F-1 | Alabama.....H | 33-32 | W |
| F-4 | Miss. State.....A | 22-36 | L |
| F-5 | Miss. State.....H | 24-30 | L |
| F-7 | Miss. State.....H | 31-28 | W |
| F-8 | Miss. State.....H | 26-19 | W |
| F-10 | Vanderbilt.....A | 32-33 | L |
| F-11 | Kentucky.....A | 37-17 | W |
| F-12 | Tennessee.....A | 39-34 | W |
| SOUTHERN CONFERENCE TOURNAMENT | | | |
| F-26 | Vanderbilt.....1 | 20-32 | L |

Key to Neutral Sites: 1- Atlanta, Ga.

**1927-28
SOUTHERN CONFERENCE
TOURNAMENT CHAMPIONS**

Record: 10-9
Head Coach: Homer Hazel

| | | | |
|------|--------------------|-------|---|
| J-9 | Memphis YMCA.....H | 46-21 | W |
| J-13 | LSU.....A | 17-20 | L |
| J-14 | LSU.....A | 25-36 | L |
| J-16 | Tulane.....A | 49-31 | W |
| J-17 | Tulane.....A | 43-28 | W |
| J-25 | LSU.....H | 33-23 | W |
| J-26 | LSU.....H | 33-34 | L |
| F-6 | Miss. State.....H | 30-38 | L |
| F-7 | Miss. State.....H | 27-29 | L |
| F-10 | Auburn.....A | 43-42 | W |
| F-11 | Auburn.....A | 38-58 | L |
| F-13 | Georgia.....A | 44-37 | W |
| F-14 | Georgia.....A | 33-37 | L |
| F-20 | Miss. State.....A | 34-45 | L |
| F-21 | Miss. State.....A | 36-40 | L |

SOUTHERN CONFERENCE TOURNAMENT

| | | | |
|------|------------------|-------|---|
| F-24 | N.C. State.....1 | 40-35 | W |
| F-25 | LSU.....1 | 55-28 | W |
| F-27 | Kentucky.....1 | 41-28 | W |
| F-28 | Auburn.....1 | 31-30 | W |

Key to Neutral Sites: 1- Atlanta, Ga.

1928-29

Record: 9-9
Head Coach: Homer Hazel

| | | | |
|------|-----------------------|-------|---|
| J-11 | LSU.....A | 42-21 | W |
| J-12 | LSU.....A | 34-17 | W |
| J-14 | Tulane.....A | 30-42 | L |
| J-15 | Tulane.....A | 33-40 | L |
| J-18 | LSU.....H | 28-24 | W |
| J-19 | LSU.....H | 30-25 | W |
| F-4 | Alabama.....A | 24-39 | L |
| F-5 | Alabama.....A | 28-41 | L |
| F-8 | Miss. State.....A | 30-32 | L |
| F-9 | Miss. State.....A | 26-28 | L |
| F-15 | Miss. State.....H | 37-21 | W |
| F-16 | Miss. State.....H | 41-27 | W |
| F-20 | Vanderbilt (ot).....A | 48-46 | W |
| F-22 | Kentucky.....A | 30-35 | L |
| F-23 | Kentucky.....A | 24-32 | L |

SOUTHERN CONFERENCE TOURNAMENT

| | | | |
|-----|------------------------|-------|---|
| M-1 | Maryland.....1 | 37-35 | W |
| M-2 | Washington & Lee.....1 | 50-28 | W |
| M-3 | N.C. State.....1 | 32-34 | L |

Key to Neutral Sites: 1- Atlanta, Ga.

1929-30

Record: 6-7
Head Coach: Homer Hazel

| | | | |
|------|-------------------|-------|---|
| J-10 | LSU.....H | 31-27 | W |
| J-11 | LSU.....H | 21-31 | L |
| J-17 | LSU.....A | 47-24 | W |
| J-18 | LSU.....A | 32-29 | W |
| J-27 | Alabama.....H | 21-31 | L |
| J-28 | Alabama.....H | 26-30 | L |
| J-31 | Tulane.....A | 17-27 | L |
| F-1 | Tulane.....A | 27-33 | L |
| F-7 | Miss. State.....N | 30-26 | W |
| F-8 | Miss. State.....N | 23-19 | W |
| F-10 | Miss. State.....H | 38-31 | W |
| F-11 | Miss. State.....H | 27-28 | L |

SOUTHERN CONFERENCE TOURNAMENT

| | | | |
|------|-----------------------------|-------|---|
| F-28 | Washington & Lee (ot).....1 | 29-33 | L |
|------|-----------------------------|-------|---|

Key to Neutral Sites: 1- Atlanta, Ga.

**ED WALKER
36-46 (1931-35)**

1930-31

Record: 6-9
Head Coach: Ed Walker

| | | | |
|------|------------------------|-------|---|
| J-10 | Earle.....H | 20-21 | L |
| J-13 | Southern Miss.....H | 37-12 | W |
| J-16 | LSU.....H | 24-26 | L |
| J-17 | LSU.....H | 39-29 | W |
| J-26 | Earle.....A | 18-34 | L |
| J-27 | Memphis YMCA.....A | 35-26 | W |
| J-30 | Tulane.....H | 50-40 | W |
| J-31 | Tulane.....H | 40-42 | L |
| F-6 | Baldwyn.....H | 29-23 | W |
| F-11 | Ecru.....H | 60-27 | W |
| F-13 | Brown Paper Mill.....A | 35-40 | L |

| | | | |
|------|------------------------|-------|---|
| F-14 | Brown Paper Mill.....A | 32-37 | L |
| F-17 | Memphis YMCA.....H | 25-27 | L |
| F-20 | Alabama.....A | 25-27 | L |
| F-21 | Alabama.....A | 21-30 | L |

1931-32

Record: 9-6
Head Coach: Ed Walker

| | | | |
|------|-------------------|-------|---|
| J-8 | Ecru.....H | 76-30 | W |
| J-13 | Baldwyn.....H | 29-38 | L |
| J-15 | LSU.....H | 34-37 | L |
| J-16 | LSU.....H | 24-22 | W |
| J-29 | LSU.....A | 53-55 | L |
| J-30 | LSU.....A | 35-33 | W |
| F-1 | Tulane.....A | 52-43 | W |
| F-2 | Tulane.....A | 29-41 | L |
| F-5 | Miss. State.....H | 37-19 | W |
| F-6 | Miss. State.....H | 31-25 | W |
| F-11 | Sewanee.....H | 31-34 | L |
| F-15 | Alabama.....H | 21-23 | L |
| F-16 | Alabama.....H | 33-30 | W |
| F-19 | Miss. State.....A | 35-25 | W |
| F-20 | Miss. State.....A | 38-26 | W |

*Ole Miss Joins
Southeastern Conference*

1932-33

Record: 6-12, 5-7 SEC
Head Coach: Ed Walker

| | | | |
|------|------------------------|-------|---|
| J-6 | Tupelo.....H | 50-32 | W |
| J-9 | Brown Paper Mill.....H | 25-38 | L |
| J-10 | Brown Paper Mill.....H | 26-46 | L |
| J-13 | LSU.....H | 40-37 | W |
| J-14 | LSU.....H | 34-32 | W |
| J-18 | Alabama.....H | 23-35 | L |
| J-19 | Alabama.....H | 21-57 | L |
| F-2 | Baldwyn.....A | 30-37 | L |
| F-3 | Tupelo.....A | 27-40 | L |
| F-6 | Tulane.....H | 35-27 | W |
| F-7 | Tulane.....H | 32-37 | L |
| F-10 | Miss. State.....A | 36-40 | L |
| F-11 | Miss. State.....A | 25-32 | L |
| F-13 | LSU.....A | 33-53 | L |
| F-14 | LSU.....A | 33-50 | L |
| F-17 | Miss. State.....H | 50-49 | W |
| F-18 | Miss. State.....H | 41-27 | W |

SEC TOURNAMENT

| | | | |
|------|----------------|-------|---|
| F-24 | Kentucky.....1 | 31-49 | L |
|------|----------------|-------|---|

Key to Neutral Sites: 1- Atlanta, Ga.

1933-34

Record: 7-9, 2-8 SEC
Head Coach: Ed Walker

| | | | |
|------|--------------------|-------|---|
| J-12 | CCC.....H | 52-22 | W |
| J-13 | Southwestern.....H | 45-15 | W |
| J-18 | Southwestern.....A | 59-27 | W |
| J-19 | Howard.....H | 47-20 | W |
| J-20 | Howard.....H | 60-26 | W |
| J-22 | Alabama.....H | 25-50 | L |
| J-27 | Alabama.....H | 18-34 | L |
| F-2 | Miss. State.....A | 35-41 | L |
| F-3 | Miss. State.....A | 29-22 | W |
| F-7 | Millsaps.....A | 27-41 | L |
| F-8 | Tulane.....A | 16-30 | L |
| F-10 | Tulane.....A | 24-31 | L |
| F-12 | LSU.....A | 33-52 | L |
| F-13 | LSU.....A | 39-49 | L |
| F-18 | Miss. State.....H | 24-29 | L |
| F-19 | Miss. State.....H | 36-35 | W |

1934-35

Record: 8-10, 5-7 SEC
Head Coach: Ed Walker

| | | | |
|------|-------------------------|-------|---|
| J-9 | Taylor.....H | 52-32 | W |
| J-10 | Memphis Coca-Cola.....H | 37-38 | L |
| J-14 | Alabama.....A | 26-38 | L |
| J-15 | Alabama.....A | 27-42 | L |
| J-30 | Millsaps.....H | 32-39 | L |
| J-31 | Southern Miss.....A | 40-38 | W |
| F-1 | Tulane.....A | 43-30 | W |
| F-2 | Tulane.....A | 23-41 | L |
| F-4 | LSU.....A | 32-47 | L |
| F-5 | LSU.....A | 33-47 | L |
| F-8 | Miss. State.....A | 31-61 | L |
| F-9 | Miss. State.....A | 37-55 | L |
| F-15 | Southwestern.....H | 43-50 | L |

| | | | |
|------|--------------------|-------|---|
| F-16 | Southwestern.....H | 42-13 | W |
| F-22 | Sewanee.....H | 42-20 | W |
| F-23 | Sewanee.....H | 42-13 | W |
| F-28 | Miss. State.....H | 35-33 | W |
| M-1 | Miss. State.....H | 40-38 | W |

**GEORGE BOHLER
53-27 (1936-38)**

1935-36

Record: 11-9, 7-5 SEC
Head Coach: George Bohler

| | | | |
|------|-------------------------|-------|---|
| J-10 | Memphis Coca-Cola.....H | 41-40 | W |
| J-11 | Memphis Coca-Cola.....A | 43-45 | L |
| J-16 | Union.....H | 38-43 | L |
| J-17 | Union.....H | 46-35 | W |
| J-24 | Baldwyn.....H | 54-43 | W |
| J-25 | Baldwyn.....A | 36-37 | L |
| J-27 | Alabama.....H | 42-34 | W |
| J-28 | Alabama.....H | 32-38 | L |
| J-30 | Southern Miss.....A | 40-28 | W |
| J-31 | LSU.....A | 37-54 | L |
| F-1 | LSU.....A | 51-46 | W |
| F-3 | Tulane.....A | 41-30 | W |
| F-4 | Tulane.....A | 41-16 | W |
| F-7 | Miss. State.....A | 38-39 | L |
| F-8 | Miss. State (Zot).....A | 48-42 | W |
| F-14 | LSU.....H | 59-47 | W |
| F-15 | LSU.....H | 69-51 | W |
| F-18 | Memphis YMCA.....A | 38-60 | L |
| F-21 | Miss. State.....H | 43-51 | L |
| F-22 | Miss. State.....H | 32-41 | L |

1936-37

Record: 20-6, 7-3 SEC
Head Coach: George Bohler

| | | | |
|------|-------------------------|-------|---|
| D-31 | Baldwyn.....A | 36-25 | W |
| J-1 | Tupelo.....A | 47-20 | W |
| J-2 | Memphis YMCA.....A | 59-41 | W |
| J-5 | Baldwyn.....H | 45-36 | W |
| J-8 | Fulton.....H | 63-25 | W |
| J-9 | Tupelo.....H | 64-19 | W |
| J-12 | Memphis Coca-Cola.....H | 48-43 | W |
| J-13 | LSU.....H | 50-47 | W |
| J-14 | LSU.....H | 40-27 | W |
| J-18 | Tulane.....H | 33-26 | W |
| J-19 | Tulane.....H | 43-35 | W |
| J-21 | Union.....A | 23-37 | L |
| J-22 | Union.....A | 41-43 | L |
| J-30 | Water Valley.....H | 69-27 | W |
| F-2 | Water Valley.....A | 83-32 | W |
| F-5 | Delta State.....H | 67-36 | W |
| F-6 | Delta State.....H | 46-31 | W |
| F-9 | Miss. State.....A | 40-36 | W |
| F-10 | Miss. State.....A | 34-43 | L |
| F-13 | Millsaps.....A | 57-40 | W |
| F-15 | Alabama.....A | 34-38 | L |
| F-16 | Alabama.....A | 31-32 | L |
| F-17 | Doug Specials.....A | 67-39 | W |
| F-21 | Miss. State.....H | 36-34 | W |
| F-22 | Miss. State.....H | 50-42 | W |

SEC TOURNAMENT

| | | | |
|------|---------------|-------|---|
| F-26 | Alabama.....1 | 34-35 | L |
|------|---------------|-------|---|

Key to Neutral Sites: 1- Knoxville, Tenn.

1937-38

Record: 22-12, 11-2 SEC
Head Coach: George Bohler

| | | | |
|------|-------------------------|-------|---|
| D-15 | Water Valley.....A | 37-38 | L |
| D-16 | Tupelo.....A | 23-25 | L |
| D-17 | Tupelo.....A | 34-32 | W |
| D-22 | Arkansas.....N | 42-47 | L |
| D-23 | Arkansas.....A | 46-48 | L |
| D-27 | Tupelo.....A | 30-45 | L |
| D-28 | Tupelo.....A | 36-38 | L |
| D-31 | Vanderbilt.....A | 68-30 | W |
| J-1 | Memphis Coca-Cola.....A | 63-42 | W |
| J-5 | Water Valley.....A | 57-41 | W |
| J-7 | Union.....A | 36-40 | L |
| J-8 | Union.....A | 30-36 | L |
| J-11 | Miss. State.....N | 49-37 | W |
| J-12 | Miss. State.....N | 45-58 | L |
| J-14 | LSU.....A | 59-48 | W |
| J-15 | LSU.....A | 47-44 | W |
| J-28 | Baldwyn.....H | 33-44 | L |
| J-29 | Southwestern.....A | 49-32 | W |

| | | | |
|------|--------------------|-------|---|
| F-2 | Tupelo.....A | 37-28 | W |
| F-2 | Tupelo.....A | 39-36 | W |
| F-3 | Baldwyn.....A | 50-45 | W |
| F-4 | Miss. State.....A | 41-43 | L |
| F-5 | Miss. State.....A | 45-44 | W |
| F-7 | Tulane.....A | 45-34 | W |
| F-8 | Tulane.....A | 35-34 | W |
| F-11 | Southwestern.....H | 43-39 | W |
| F-16 | Alabama.....H | 43-36 | W |
| F-17 | Alabama.....H | 50-38 | W |
| F-18 | Miss. State.....H | 70-38 | W |
| F-19 | Miss. State.....H | 59-45 | W |
| F-28 | Union.....H | 50-39 | W |

SEC TOURNAMENT

| | | | |
|-----|--------------------|-------|---|
| M-3 | Tennessee.....1 | 45-40 | W |
| M-4 | LSU.....1 | 68-40 | W |
| M-5 | Georgia Tech.....1 | 47-58 | L |

Key to Neutral Sites: 1- Baton Rouge, La.

**FRANK JOHNSON
10-16 (1939)**

1938-39

Record: 10-16, 4-10 SEC
Head Coach: Frank Johnson

| | | | |
|------|-------------------------|-------|---|
| D-15 | Miss. College.....H | 40-43 | L |
| D-17 | Memphis Coca-Cola.....A | 51-50 | W |
| D-30 | Water Valley.....A | 31-33 | L |
| J-4 | Millsaps.....H | 47-37 | W |
| J-6 | Miss. State.....N | 40-39 | W |
| J-7 | Miss. State.....N | 33-37 | L |
| J-9 | LSU.....H | 41-42 | L |
| J-10 | LSU.....H | 34-42 | L |
| J-13 | Millsaps.....A | 46-34 | W |
| J-14 | Miss. College.....A | 42-55 | L |
| J-16 | Tulane.....H | 33-23 | W |
| J-17 | Tulane.....H | 35-40 | L |
| J-23 | Southwestern.....H | 38-35 | W |
| J-24 | Southwestern.....H | 44-32 | W |
| F-6 | Alabama.....A | 25-46 | L |
| F-7 | Alabama.....A | 21-30 | L |
| F-10 | Miss. State.....H | 44-43 | W |
| F-11 | Miss. State.....H | 33-30 | W |
| F-13 | LSU.....A | 48-50 | L |
| F-14 | LSU.....A | 18-59 | L |
| F-17 | Southwestern.....A | 33-48 | L |
| F-18 | Southwestern.....A | 38-49 | L |
| F-23 | Miss. State.....A | 36-39 | L |
| F-24 | Miss. State.....A | 27-51 | L |

SEC TOURNAMENT

| | | | |
|-----|--------------------|-------|---|
| M-2 | Georgia Tech.....1 | 42-38 | W |
| M-2 | Kentucky.....1 | 30-49 | L |

Key to Neutral Sites: 1- Knoxville, Tenn.

**CHARLES JASKWHICH
15-43 (1940-42)**

1939-40

Record: 9-10, 3-8 SEC
Head Coach: Charles Jaskwhich

| | | | |
|------|------------------------|-------|---|
| D-12 | Miss. College.....H | 50-26 | W |
| D-13 | Millsaps.....H | 45-29 | W |
| D-15 | Memphis Teachers.....H | 40-29 | W |
| J-5 | Miss. College.....A | 49-43 | W |
| J-6 | Millsaps.....H | 32-36 | L |
| J-9 | Southwestern.....H | 56-43 | W |
| J-12 | LSU.....H | 47-51 | L |
| J-15 | Southwestern.....A | 49-42 | W |
| J-19 | Georgia.....A | 41-45 | L |
| J-20 | Georgia Tech.....A | 39-50 | L |
| J-22 | Alabama.....A | 40-50 | L |
| F-5 | Miss. State.....N | 46-50 | L |
| F-6 | Miss. State.....A | 35-47 | L |
| F-10 | LSU.....A | 45-33 | W |
| F-12 | Tulane.....A | 34-36 | L |
| F-13 | Tulane.....A | 37-30 | W |
| F-17 | Miss. State.....H | 64-51 | W |
| F-22 | Alabama.....H | 25-28 | L |

SEC TOURNAMENT

| | | | |
|------|---------------|-------|---|
| F-29 | Georgia.....1 | 27-45 | L |
|------|---------------|-------|---|

Key to Neutral Sites: 1- Knoxville, Tenn.

1940-41

Record: 2-18, 2-15 SEC
Head Coach: Charles Jaskwich

| | | | |
|------|--------------------|-------|---|
| D-16 | Delta State.....A | 20-42 | L |
| D-18 | Florida.....H | 27-35 | L |
| J-7 | Miss. State.....H | 35-30 | W |
| J-8 | Miss. State.....H | 23-30 | L |
| J-10 | LSU.....H | 32-56 | L |
| J-13 | Auburn.....A | 30-43 | L |
| J-14 | Georgia Tech.....A | 47-60 | L |
| J-17 | Tulane.....H | 23-48 | L |
| J-18 | Tulane.....H | 27-32 | L |
| J-20 | Delta State.....H | 31-42 | L |
| F-3 | LSU.....A | 39-67 | L |
| F-7 | Vanderbilt.....A | 47-80 | L |
| F-8 | Tennessee.....A | 29-61 | L |
| F-10 | Kentucky.....A | 41-60 | L |
| F-14 | Alabama.....H | 40-44 | L |
| F-15 | Georgia.....H | 46-53 | L |
| F-18 | Miss. State.....H | 41-40 | W |
| F-19 | Miss. State.....A | 20-33 | L |
| F-22 | Alabama.....A | 21-46 | L |

SEC TOURNAMENT
 F-28 Kentucky.....1 52-62 L
Key to Neutral Sites: 1- Louisville, Ky.

1941-42

Record: 4-15, 3-12 SEC
Head Coach: Charles Jaskwich

| | | | |
|------|---------------------|-------|---|
| D-12 | Delta State.....A | 29-30 | L |
| D-18 | Miss. College.....H | 53-40 | W |
| D-19 | Auburn.....H | 31-34 | L |
| J-9 | LSU.....H | 35-56 | L |
| J-10 | Tennessee.....H | 39-42 | L |
| J-14 | Alabama.....A | 20-49 | L |
| J-17 | LSU.....A | 51-42 | W |
| J-19 | Tulane.....A | 21-27 | L |
| J-20 | Tulane.....A | 30-36 | L |
| F-2 | Miss. State.....H | 33-31 | W |
| F-4 | Miss. State.....H | 37-52 | L |
| F-7 | Vanderbilt.....H | 38-31 | W |
| F-9 | Delta State.....H | 36-42 | L |
| F-13 | Florida.....A | 35-46 | L |
| F-16 | Georgia.....A | 27-36 | L |
| F-18 | Alabama.....H | 24-44 | L |
| F-22 | Miss. State.....A | 30-37 | L |
| F-23 | Miss. State.....H | 34-42 | L |

SEC TOURNAMENT
 F-27 Kentucky.....1 32-59 L
Key to Neutral Sites: 1- Louisville, Ky.

EDWIN HALE

23-18 (1943, 1945)

1942-43

Record: 8-10, 6-8 SEC
Head Coach: Edwin Hale

| | | | |
|------|-----------------------|-------|---|
| D-16 | Florida.....H | 35-32 | W |
| D-17 | Florida.....H | 51-44 | W |
| J-8 | LSU.....H | 34-54 | L |
| J-11 | Tulane.....H | 38-48 | L |
| J-16 | LSU.....A | 39-51 | L |
| J-18 | Tulane.....A | 37-34 | W |
| J-25 | Blytheville AAB.....H | 66-31 | W |
| J-30 | Vanderbilt.....H | 49-44 | W |
| F-1 | Alabama.....A | 40-50 | L |
| F-5 | Vanderbilt.....A | 30-55 | L |
| F-8 | Key Field.....A | 65-44 | W |
| F-11 | Miss. State.....H | 52-51 | W |
| F-12 | Miss. State.....H | 43-54 | L |
| F-15 | Alabama.....H | 44-29 | W |
| F-19 | Miss. State.....A | 39-51 | L |
| F-20 | Miss. State.....A | 45-46 | L |
| F-22 | Millington AAB.....H | 45-50 | L |

SEC TOURNAMENT
 F-26 Georgia.....1 27-36 L
Key to Neutral Sites: 1- Louisville, Ky.

1943-1944

NO GAMES SCHEDULED

1944-45

Record: 15-8, 3-1 SEC
Head Coach: Edwin Hale

| | | | |
|-----|--------------------|-------|---|
| J-6 | Southwestern.....H | 60-37 | W |
| J-9 | Jackson AAB.....H | 63-37 | W |

| | | | |
|------|------------------------|-------|---|
| J-12 | Fourth Ferry.....A | 24-23 | W |
| J-13 | Arkansas State.....A | 64-26 | W |
| J-17 | Miss. Ord. Plant.....H | 27-47 | L |
| J-19 | Como POW Camp.....H | 58-34 | W |
| J-27 | Millsaps.....H | 47-46 | W |
| J-30 | Como POW Camp.....A | 54-38 | W |
| J-31 | Fourth Ferry.....A | 46-40 | W |
| F-2 | Miss. Ord. Plant.....A | 42-65 | L |
| F-3 | Millsaps.....A | 36-39 | L |
| F-8 | Columbus AAB.....A | 59-55 | W |
| F-9 | Miss. State.....A | 37-44 | L |
| F-10 | Miss. State.....A | 61-24 | W |
| F-12 | Fourth Ferry.....H | 70-48 | W |
| F-15 | Miss. State.....H | 41-36 | W |
| F-16 | Miss. State.....H | 43-32 | W |
| F-19 | Columbus AAB.....H | 51-29 | W |
| F-21 | Foster Hospital.....H | 33-49 | L |
| F-23 | Foster Hospital.....A | 47-54 | L |
| F-24 | Jackson AAB.....A | 38-39 | L |
| F-26 | Arkansas State.....H | 76-24 | W |

SEC TOURNAMENT
 M-1 Tennessee.....1 37-59 L
Key to Neutral Sites: 1- Louisville, Ky.

BUSTER POOLE

8-11 (1946)

1945-46

Record: 8-11, 2-8 SEC
Head Coach: Buster Poole

| | | | |
|------|-------------------------|-------|---|
| J-7 | Southwestern.....H | 44-21 | W |
| J-11 | Tennessee.....H | 42-65 | L |
| J-12 | LSU.....H | 23-53 | L |
| J-14 | Millsaps.....A | 58-33 | W |
| J-19 | Vanderbilt.....A | 31-39 | L |
| J-30 | Alabama.....H | 34-36 | L |
| F-1 | Millsaps.....A | 50-42 | W |
| F-2 | Miss. College.....A | 61-41 | W |
| F-4 | LSU.....A | 35-60 | L |
| F-7 | Miss. College.....H | 38-39 | L |
| F-9 | Alabama.....A | 45-61 | L |
| F-12 | Miss. State.....H | 58-44 | W |
| F-13 | Miss. State.....H | 45-40 | W |
| F-16 | Southwestern.....A | 76-44 | W |
| F-19 | Miss. State.....A | 43-50 | L |
| F-20 | Miss. State.....A | 34-54 | L |
| F-22 | Memphis Coca-Cola.....A | 47-40 | W |
| F-25 | Memphis NAS.....H | 47-65 | L |

SEC TOURNAMENT
 M-1 LSU.....1 34-59 L
Key to Neutral Sites: 1- Louisville, Ky.

JIM WHATLEY

26-39 (1947-49)

1946-47

Record: 7-14, 2-11 SEC
Head Coach: Jim Whatley

| | | | |
|------|----------------------|-------|---|
| D-5 | Tulane.....H | 41-69 | L |
| D-7 | Southwestern.....A | 74-34 | W |
| D-9 | Tupelo Legion.....A | 35-40 | L |
| D-13 | Auburn.....H | 58-38 | W |
| D-17 | Southwestern.....H | 53-21 | W |
| J-6 | Georgia.....H | 38-46 | L |
| J-9 | Alabama.....1 | 40-46 | L |
| J-10 | LSU.....H | 43-54 | L |
| J-13 | Arkansas State.....H | 29-41 | L |
| J-15 | Miss. State.....A | 31-53 | L |
| J-20 | Chattanooga.....H | 64-36 | W |
| J-21 | Miss. College.....H | 44-22 | W |
| F-1 | Tulane.....A | 43-50 | L |
| F-3 | LSU.....A | 43-63 | L |
| F-8 | Vanderbilt.....A | 41-55 | L |
| F-10 | Tennessee.....A | 28-61 | L |
| F-11 | Chattanooga.....A | 56-49 | W |
| F-15 | Alabama.....A | 30-83 | L |
| F-18 | Miss. State.....H | 59-49 | W |
| F-21 | Alabama.....H | 28-33 | L |

SEC TOURNAMENT
 F-27 LSU.....2 36-61 L
Key to Neutral Sites: 1 - Memphis, Tenn.; 2 - Louisville, Ky.

1947-48

Record: 11-12, 5-9 SEC
Head Coach: Jim Whatley

| | | | |
|------|------------------------|-------|---|
| D-6 | Vanderbilt.....H | 53-42 | W |
| D-12 | Middle Tennessee.....H | 65-36 | W |
| D-16 | Tupelo Legion.....A | 66-56 | W |
| D-19 | Vanderbilt.....A | 49-71 | L |
| J-6 | Southwestern.....H | 74-43 | W |
| J-10 | Georgia.....A | 66-74 | L |
| J-12 | Auburn.....A | 50-59 | L |
| J-15 | Oklahoma A&M.....1 | 34-52 | L |
| J-23 | Tulane.....H | 46-52 | L |
| F-2 | LSU.....H | 49-37 | W |
| F-4 | Southwestern.....A | 55-49 | W |
| F-6 | Miss. State.....A | 43-49 | L |
| F-7 | Miss. State.....A | 42-45 | L |
| F-10 | Alabama.....A | 36-37 | L |
| F-11 | Alabama Teachers.....A | 50-48 | W |
| F-14 | Arkansas State.....H | 67-51 | W |
| F-18 | Arkansas State.....A | 53-78 | L |
| F-21 | Alabama.....H | 40-35 | W |
| F-23 | LSU (ot).....A | 50-52 | L |
| F-24 | Tulane.....A | 46-73 | L |
| F-27 | Miss. State.....H | 59-37 | W |
| F-28 | Miss. State.....H | 63-46 | W |

SEC TOURNAMENT
 M-5 Tennessee.....2 62-81 L
Key to Neutral Sites: 1- Memphis, Tenn.; 2- Louisville, Ky.

1948-49

Record: 8-13, 4-12 SEC
Head Coach: Jim Whatley

| | | | |
|------|---------------------|-------|---|
| D-11 | Miss. College.....A | 67-50 | W |
| D-13 | Miss. College.....H | 81-55 | W |
| D-17 | Miss. State.....H | 69-61 | W |
| J-4 | Southwestern.....H | 60-52 | W |
| J-7 | Georgia.....H | 54-63 | L |
| J-15 | Vanderbilt.....H | 49-62 | L |
| J-17 | Auburn.....H | 47-43 | W |
| J-29 | Alabama.....H | 42-37 | W |
| J-31 | LSU.....H | 48-58 | L |
| F-3 | #1 Kentucky.....1 | 45-75 | L |
| F-5 | Tulane.....H | 44-70 | L |
| F-7 | Vanderbilt.....A | 52-64 | L |
| F-11 | #8 Tulane.....A | 34-74 | L |
| F-12 | LSU.....A | 39-49 | L |
| F-16 | #1 Kentucky.....A | 31-85 | L |
| F-19 | Florida.....H | 61-63 | L |
| F-23 | Southwestern.....A | 81-62 | W |
| F-25 | Miss. State.....A | 52-51 | W |
| F-26 | Alabama.....A | 57-64 | L |
| F-28 | Auburn.....A | 61-65 | L |

SEC TOURNAMENT
 M-4 Tennessee.....2 49-74 L
Key to Neutral Sites: 1 - Memphis, Tenn.; 2 - Louisville, Ky.

B.L. "COUNTRY" GRAHAM

144-168 (1950-62)

1949-50

Record: 8-17, 4-13 SEC
Head Coach: B.L. Graham

| | | | |
|------|----------------------|-------|---|
| D-3 | Birmingham So.....H | 61-46 | W |
| D-6 | Southeastern.....H | 85-44 | W |
| D-8 | Alabama.....A | 38-56 | L |
| D-9 | Auburn.....A | 60-64 | L |
| D-10 | Birmingham So.....A | 61-55 | W |
| D-17 | Tulane.....A | 58-70 | L |
| D-19 | LSU.....A | 61-74 | L |
| D-21 | Miami (Fla.).....A | 67-82 | L |
| D-22 | Miami (Fla.).....A | 43-55 | L |
| D-23 | Tampa.....A | 77-79 | L |
| J-7 | Georgia.....A | 52-70 | L |
| J-9 | Florida.....A | 54-46 | W |
| J-16 | Vanderbilt.....H | 37-44 | L |
| J-18 | Miss. State.....A | 60-64 | L |
| J-28 | LSU.....H | 75-65 | W |
| J-30 | Auburn.....H | 63-77 | L |
| F-4 | #6 Kentucky.....1 | 55-61 | L |
| F-6 | Tulane.....H | 66-68 | L |
| F-11 | Southwestern.....A | 69-53 | W |
| F-15 | #5 Kentucky.....A | 50-90 | L |
| F-16 | #20 Vanderbilt.....A | 47-80 | L |
| F-22 | Alabama.....H | 61-52 | W |
| F-23 | Miss. State.....H | 62-45 | W |

| | | | |
|------|-----------------|-------|---|
| F-25 | Tennessee.....A | 57-79 | L |
|------|-----------------|-------|---|

SEC TOURNAMENT
 M-2 Georgia.....2 58-59 L
Key to Neutral Sites: 1- Memphis, Tenn.; 2- Louisville, Ky.

1950-51

Record: 12-12, 5-9 SEC
Head Coach: B.L. Graham

| | | | |
|------|---------------------|-------|---|
| D-4 | Miss. College.....H | 80-45 | W |
| D-7 | Southwestern.....H | 89-30 | W |
| D-9 | Auburn.....A | 65-61 | W |
| D-11 | Alabama.....A | 67-61 | W |
| D-15 | Tulane.....H | 62-72 | L |
| D-16 | LSU.....H | 72-67 | W |
| D-20 | Arkansas.....1 | 35-45 | L |
| D-21 | Arkansas.....2 | 46-41 | W |
| J-6 | Georgia.....A | 41-59 | L |
| J-10 | Florida.....A | 58-69 | L |
| J-11 | Florida State.....A | 58-63 | L |
| J-13 | Vanderbilt.....H | 63-70 | L |
| J-17 | Miss. State.....A | 67-71 | L |
| J-27 | Georgia Tech.....H | 59-73 | L |
| F-3 | #1 Kentucky.....A | 39-86 | L |
| F-10 | Tennessee.....H | 65-67 | L |
| F-12 | Miss. College.....A | 80-50 | W |
| F-14 | Florida State.....H | 79-75 | W |
| F-17 | LSU.....A | 69-48 | W |
| F-19 | Tulane.....A | 50-64 | L |
| F-20 | Spring Hill.....3 | 70-69 | W |
| F-27 | Miss. State.....H | 95-60 | W |

SEC TOURNAMENT
 F-28 Alabama.....4 44-42 W
 M-1 LSU.....4 57-62 L
Key to Neutral Sites: 1- Memphis, Tenn.; 2- Little Rock, Ark.; 3- Natchez, Miss.; 4- Louisville, Ky.

1951-52

Record: 15-11, 8-6 SEC
Head Coach: B.L. Graham

| | | | |
|------|----------------------|--------|---|
| D-3 | Miss. College.....H | 97-59 | W |
| D-7 | Arkansas.....1 | 58-66 | L |
| D-8 | Arkansas.....2 | 66-68 | L |
| D-10 | Arkansas State.....H | 77-54 | W |
| D-13 | Tulane.....H | 81-66 | W |
| D-14 | LSU.....H | 69-81 | L |
| D-17 | Alabama.....H | 79-80 | L |
| J-1 | Arkansas State.....A | 64-62 | W |
| J-2 | #4 Kentucky.....A | 58-116 | L |
| J-5 | Birmingham So.....H | 92-42 | W |
| J-7 | Georgia.....H | 103-52 | W |
| J-9 | Miss. State.....H | 77-62 | W |
| J-12 | Tennessee.....A | 69-76 | L |
| J-14 | Georgia Tech.....A | 94-64 | W |
| J-19 | Auburn.....H | 76-58 | W |
| J-30 | LSU.....A | 68-65 | W |
| F-2 | Florida.....H | 56-45 | W |
| F-4 | Vanderbilt.....A | 51-59 | L |
| F-6 | #1 Kentucky.....A | 61-81 | L |
| F-9 | Miss. College.....A | 85-64 | W |
| F-11 | Memphis State.....A | 42-47 | L |
| F-16 | Tulane.....A | 74-70 | W |
| F-18 | LSU.....A | 67-78 | L |
| F-19 | Spring Hill.....3 | 78-64 | W |
| F-26 | Miss. State.....A | 73-61 | W |

SEC TOURNAMENT
 M-1 LSU.....4 60-75 L
Key to Neutral Sites: 1- Little Rock, Ark.; 2- Memphis, Tenn.; 3- Natchez, Miss.; 4- Louisville, Ky.

1952-53

Record: 14-11, 5-8 SEC
Head Coach: B.L. Graham

| | | | |
|------|------------------------|--------|---|
| D-1 | Miss. College.....H | 90-64 | W |
| D-6 | East Tenn. State.....H | 65-74 | L |
| D-8 | Arkansas State.....H | 100-80 | W |
| D-13 | Union.....H | 96-55 | W |
| D-15 | Florence State.....A | 111-92 | W |
| D-20 | Arkansas.....A | 72-104 | L |
| D-22 | Arkansas State.....A | 78-68 | W |
| J-2 | Arizona.....N | 75-70 | W |
| J-3 | Auburn.....N | 65-55 | W |
| J-5 | Tennessee.....H | 71-81 | L |
| J-8 | Tulane.....H | 77-83 | L |
| J-12 | #11 LSU.....H | 66-67 | L |
| J-17 | Miss. State.....A | 60-73 | L |
| J-19 | Alabama.....A | 54-60 | L |

| | | | |
|------|----------------------|-------|---|
| J-31 | Florence State.....H | 82-48 | W |
| F-2 | Georgia.....A | 77-75 | W |
| F-7 | Georgia Tech.....H | 78-63 | W |
| F-11 | Auburn.....A | 65-72 | L |
| F-12 | Birmingham So.....A | 85-71 | W |
| F-16 | Vanderbilt.....H | 79-65 | W |
| F-18 | Memphis State.....A | 62-46 | L |
| F-21 | Tulane.....A | 68-84 | L |
| F-23 | #6 LSU.....A | 48-63 | L |
| F-28 | Florida.....A | 64-61 | W |
| M-7 | Miss. State.....H | 62-46 | W |

1953-54

Record: 12-12, 7-7 SEC

Head Coach: B.L. Graham

| | | | |
|------|------------------------|--------|---|
| D-3 | Southwestern.....H | 92-52 | W |
| D-10 | Union.....A | 118-82 | W |
| D-18 | Alabama.....1 | 68-72 | L |
| D-19 | Georgia.....1 | 87-73 | W |
| D-28 | Oklahoma A&M.....2 | 42-59 | L |
| D-30 | Furman.....2 | 88-78 | W |
| D-31 | Tulsa.....2 | 60-64 | L |
| J-5 | Arkansas.....3 | 76-89 | L |
| J-9 | Alabama.....A | 62-60 | W |
| J-11 | Auburn.....A | 61-66 | L |
| J-16 | Georgia Tech.....A | 80-71 | W |
| J-18 | Vanderbilt.....A | 78-74 | W |
| J-30 | Tulane.....A | 77-84 | L |
| F-1 | #14 LSU.....A | 52-53 | L |
| F-6 | Miss. State.....H | 63-53 | W |
| F-9 | Memphis State.....A | 75-82 | L |
| F-13 | #1 Kentucky.....A | 62-88 | L |
| F-15 | Tennessee.....A | 92-73 | W |
| F-16 | East Tenn. State.....A | 86-69 | W |
| F-20 | Georgia.....H | 80-66 | W |
| F-22 | Florida.....H | 86-66 | W |
| F-27 | Tulane.....H | 57-66 | L |
| M-1 | #12 LSU.....H | 53-76 | L |
| M-6 | Miss. State.....L | 59-65 | L |

Key to Neutral Sites: 1- Birmingham, Ala.; 2- Oklahoma City, Okla.; 3- Memphis, Tenn.

1954-55

Record: 8-15, 5-9 SEC

Head Coach: B.L. Graham

| | | | |
|------|------------------------|-------|---|
| D-1 | Union.....H | 67-59 | W |
| D-9 | East Tenn. State.....H | 62-50 | W |
| D-11 | Southwestern.....1 | 83-72 | W |
| D-15 | St. Louis.....A | 68-82 | L |
| D-17 | Arkansas.....A | 64-74 | L |
| D-27 | Cincinnati.....2 | 70-78 | L |
| D-28 | Denver (ot).....2 | 81-88 | L |
| D-30 | Texas Tech.....2 | 60-86 | L |
| J-1 | Vanderbilt.....A | 69-94 | L |
| J-8 | Alabama.....A | 59-70 | L |
| J-10 | Auburn.....A | 81-85 | L |
| J-15 | Georgia Tech.....H | 81-66 | W |
| J-17 | Vanderbilt.....H | 77-63 | W |
| J-29 | Tulane.....H | 82-83 | L |
| J-31 | LSU.....H | 89-69 | W |
| F-5 | #1 Kentucky.....A | 66-84 | L |
| F-10 | Miss. State.....H | 66-58 | W |
| F-14 | Tennessee.....H | 78-84 | L |
| F-19 | Georgia.....A | 80-86 | L |
| F-21 | Florida.....A | 72-78 | L |
| F-26 | Tulane.....A | 86-80 | W |
| F-28 | LSU.....A | 65-68 | L |
| M-5 | Miss. State.....A | 56-60 | L |

Key to Neutral Sites: 1- Memphis, Tenn.; 2- Owensboro, Ky.

1955-56

Record: 10-13, 4-10 SEC

Head Coach: B.L. Graham

| | | | |
|------|------------------------|--------|---|
| D-1 | Howard.....H | 113-62 | W |
| D-10 | David Lipscomb.....H | 109-78 | W |
| D-12 | Arkansas State.....H | 95-79 | W |
| D-14 | Howard.....A | 108-74 | W |
| D-16 | Eastern Kentucky.....1 | 95-92 | W |
| D-17 | Texas.....1 | 72-86 | L |
| J-4 | Arkansas State.....A | 71-78 | L |
| J-7 | #17 Alabama.....H | 65-69 | L |
| J-9 | Auburn.....H | 76-69 | W |
| J-14 | #4 Vanderbilt.....A | 73-85 | L |
| J-16 | Georgia Tech.....A | 58-79 | L |
| J-28 | Arkansas.....2 | 69-85 | L |

| | | | |
|------|------------------------|--------|---|
| J-30 | Miss. State.....H | 79-100 | L |
| F-4 | Tulane.....A | 82-93 | L |
| F-6 | LSU.....A | 76-100 | L |
| F-11 | #7 Kentucky.....A | 49-88 | L |
| F-13 | Tennessee.....A | 63-65 | L |
| F-14 | East Tenn. State.....A | 72-69 | W |
| F-18 | Georgia.....H | 105-65 | W |
| F-20 | Florida.....H | 90-77 | W |
| F-25 | Tulane.....H | 81-83 | L |
| F-27 | LSU.....H | 81-70 | W |
| M-1 | Miss. State.....A | 74-82 | L |

Key to Neutral Sites: 1- Montgomery, Ala.; 2- Memphis, Tenn.

1956-57

Record: 9-12, 4-10 SEC

Head Coach: B.L. Graham

| | | | |
|------|-----------------------------|--------|---|
| D-3 | SE Louisiana.....H | 75-55 | W |
| D-6 | East Tenn. State (ot).....H | 89-88 | W |
| D-8 | Vanderbilt.....A | 61-90 | L |
| D-10 | Arkansas State.....H | 87-66 | W |
| D-15 | Austin Peay.....H | 82-63 | W |
| D-22 | Arkansas State (ot).....A | 79-78 | W |
| D-29 | Virginia.....1 | 81-83 | L |
| J-5 | Alabama.....A | 84-93 | L |
| J-7 | Auburn.....A | 66-88 | L |
| J-12 | #6 Vanderbilt.....H | 68-66 | W |
| J-14 | Georgia Tech.....H | 78-82 | L |
| J-19 | Miss. State.....A | 72-82 | L |
| F-1 | #14 Tulane.....H | 65-66 | L |
| F-2 | LSU.....H | 79-73 | W |
| F-8 | #3 Kentucky.....2 | 69-75 | L |
| F-11 | Tennessee.....H | 88-98 | L |
| F-16 | Georgia.....A | 99-91 | W |
| F-18 | Florida.....A | 81-92 | L |
| F-22 | Tulane.....A | 74-102 | L |
| F-23 | LSU.....A | 83-76 | W |
| F-28 | #20 Miss. State.....H | 73-81 | L |

Key to Neutral Sites: 1- Owensboro, Ky.; 2- Memphis

1957-58

Record: 12-12, 6-8 SEC

Head Coach: B.L. Graham

| | | | |
|------|------------------------------|-------|---|
| D-2 | Howard.....H | 97-46 | W |
| D-5 | Union.....H | 96-63 | W |
| D-9 | Arkansas State.....H | 62-58 | W |
| D-13 | Arkansas.....1 | 58-61 | L |
| D-16 | David Lipscomb.....H | 84-55 | W |
| D-19 | Arkansas State.....A | 56-76 | L |
| D-27 | #10 Miss. State.....A | 53-66 | L |
| D-28 | Alabama.....2 | 79-76 | W |
| J-4 | Alabama.....3 | 44-70 | L |
| J-6 | Auburn.....H | 51-71 | L |
| J-11 | Vanderbilt.....A | 59-68 | L |
| J-13 | Georgia Tech.....A | 67-76 | L |
| J-18 | #11 Miss. State.....H | 67-62 | W |
| J-25 | Memphis State.....A | 62-85 | L |
| F-1 | Tulane.....A | 67-77 | L |
| F-3 | LSU.....A | 76-63 | W |
| F-8 | #12 Kentucky.....A | 65-96 | L |
| F-10 | Tennessee.....A | 63-68 | L |
| F-11 | East Tenn. State (2ot).....A | 55-53 | W |
| F-15 | Georgia.....H | 81-63 | W |
| F-17 | Florida.....H | 67-65 | W |
| F-22 | Tulane.....H | 83-68 | W |
| F-24 | LSU.....H | 85-75 | W |
| F-27 | #16 Miss. State.....A | 60-91 | L |

Key to Neutral Sites: 1- Little Rock, Ark.; 2- Starkville, Miss.; 3- Memphis, Tenn.

1958-59

Record: 7-17, 1-13 SEC

Head Coach: B.L. Graham

| | | | |
|------|-------------------------|-------|---|
| D-1 | Troy State.....H | 62-50 | W |
| D-2 | SE Louisiana.....H | 87-64 | W |
| D-6 | Union.....A | 87-71 | W |
| D-8 | Murray State.....H | 67-61 | W |
| D-13 | Arkansas (ot).....1 | 81-83 | L |
| D-15 | SE Missouri State.....H | 81-76 | W |
| D-20 | Murray State.....A | 60-80 | L |
| D-29 | Florida.....2 | 71-47 | W |
| D-30 | LSU.....2 | 55-69 | L |
| J-3 | Alabama.....A | 76-89 | L |
| J-5 | #9 Auburn.....A | 47-60 | L |
| J-10 | Vanderbilt (ot).....H | 74-79 | L |
| J-12 | Georgia Tech.....H | 70-89 | L |
| J-17 | #12 Miss. State.....A | 58-87 | L |

| | | | |
|------|----------------------|--------|---|
| J-24 | Memphis State.....A | 63-65 | L |
| J-31 | Tulane.....H | 66-78 | L |
| F-2 | LSU.....H | 80-69 | W |
| F-7 | #1 Kentucky.....3 | 72-97 | L |
| F-9 | Tennessee.....H | 82-85 | L |
| F-14 | Georgia.....A | 69-84 | L |
| F-16 | Florida (ot).....A | 97-102 | L |
| F-21 | Tulane.....A | 65-81 | L |
| F-23 | LSU.....A | 93-99 | L |
| F-28 | #5 Miss. State.....H | 16-23 | L |

Key to Neutral Sites: 1- Memphis, Tenn.; 2- Jacksonville, Fla.; 3- Jackson, Miss.

1959-60

Record: 15-9, 8-6 SEC

Head Coach: B.L. Graham

| | | | |
|------|---------------------------|-------|---|
| D-1 | Troy State.....H | 79-71 | W |
| D-3 | Southwestern.....H | 99-60 | W |
| D-5 | Arkansas State.....A | 67-57 | W |
| D-7 | Tenn.-Chattanooga.....H | 94-76 | W |
| D-12 | Arkansas.....1 | 78-63 | W |
| D-14 | Arkansas State.....H | 75-58 | W |
| D-21 | East Tenn. State.....A | 60-79 | L |
| D-22 | Tennessee Tech (ot).....2 | 37-36 | W |
| J-2 | Alabama.....H | 86-77 | W |
| J-4 | Auburn.....H | 64-56 | W |
| J-9 | Vanderbilt.....A | 58-66 | L |
| J-11 | #6 Georgia Tech.....A | 66-91 | L |
| J-16 | Miss. State.....H | 67-60 | W |
| J-23 | Memphis State.....A | 57-96 | L |
| J-30 | Tulane.....A | 66-64 | W |
| F-1 | LSU.....A | 76-61 | W |
| F-6 | Kentucky.....A | 43-61 | L |
| F-8 | Tennessee.....A | 71-81 | L |
| F-9 | Tenn.-Chattanooga.....A | 74-76 | L |
| F-13 | Florida.....H | 90-81 | W |
| F-15 | Georgia (ot).....H | 65-63 | W |
| F-20 | Tulane.....H | 43-59 | L |
| F-22 | LSU.....H | 90-70 | W |
| F-27 | Miss. State.....A | 54-72 | L |

Key to Neutral Sites: 1- Little Rock, Ark.; 2- Johnson City, Tenn.

1960-61

Record: 10-14, 5-9 SEC

Head Coach: B.L. Graham

| | | | |
|------|--------------------------|-------|---|
| D-1 | SE Louisiana.....H | 81-56 | W |
| D-3 | Loyola.....H | 79-69 | W |
| D-5 | Arkansas State.....A | 53-59 | L |
| D-10 | Arkansas.....A | 71-77 | L |
| D-13 | Arkansas State.....H | 86-47 | W |
| D-17 | Loyola.....A | 60-64 | L |
| D-28 | Georgetown.....1 | 78-73 | W |
| D-29 | Middle Tenn. State.....1 | 64-62 | W |
| D-30 | South Carolina.....1 | 79-85 | L |
| J-7 | Alabama.....A | 54-80 | L |
| J-9 | #10 Auburn.....A | 40-51 | L |
| J-14 | Georgia Tech.....H | 69-67 | W |
| J-16 | Vanderbilt.....H | 74-72 | W |
| J-21 | Miss. State.....A | 40-63 | L |
| J-28 | Memphis State.....A | 61-88 | L |
| F-4 | Tulane.....H | 67-90 | L |
| F-6 | LSU.....H | 69-75 | L |
| F-11 | Kentucky.....A | 60-74 | L |
| F-13 | Tennessee.....H | 57-55 | W |
| F-18 | Georgia.....A | 69-73 | L |
| F-20 | Florida (ot).....A | 77-81 | L |
| F-25 | Tulane.....A | 71-87 | L |
| F-27 | LSU.....A | 48-46 | W |
| M-4 | Miss. State.....H | 74-70 | W |

Key to Neutral Sites: 1- Shreveport, La.

1961-62

Record: 12-13, 5-9 SEC

Head Coach: B.L. Graham

| | | | |
|------|-------------------------|-------|---|
| D-4 | SE Louisiana.....H | 83-66 | W |
| D-7 | Louisiana Tech.....H | 96-78 | W |
| D-9 | Centenary.....H | 87-63 | W |
| D-12 | Louisiana College.....H | 92-66 | W |
| D-16 | Arkansas.....1 | 54-59 | L |
| D-18 | Louisiana Tech.....A | 68-64 | W |
| D-20 | Houston (2ot).....A | 62-63 | L |
| D-28 | Texas.....2 | 71-88 | L |
| D-29 | Texas Tech.....A | 70-93 | L |
| J-2 | Florence State.....A | 68-64 | W |
| J-6 | Alabama.....H | 62-68 | L |
| J-8 | Auburn.....H | 58-64 | L |

| | | | |
|------|-----------------------|--------|---|
| J-13 | Georgia Tech.....A | 60-55 | W |
| J-15 | Vanderbilt.....A | 58-80 | L |
| J-20 | #10 Miss. State.....H | 57-61 | L |
| J-29 | Florence State.....H | 80-70 | W |
| F-3 | Tulane.....A | 77-107 | L |
| F-5 | LSU.....A | 59-70 | L |
| F-10 | #2 Kentucky.....A | 60-83 | L |
| F-12 | Tennessee.....A | 98-81 | W |
| F-17 | Georgia.....H | 79-75 | W |
| F-19 | Florida.....H | 62-63 | L |
| F-24 | Tulane.....H | 83-76 | W |
| F-26 | LSU.....H | 74-68 | W |
| M-3 | #5 Miss. State.....A | 58-63 | L |

Key to Neutral Sites: 1- Little Rock, Ark.; 2- Lubbock, Texas

EDDIE CRAWFORD
46-97 (1963-68)

1962-63

Record: 7-17, 4-10 SEC

Head Coach: Eddie Crawford

| | | | |
|------|----------------------------|-------|---|
| D-3 | Arkansas A&M.....H | 74-60 | W |
| D-5 | Sewanee.....H | 78-64 | W |
| D-8 | Louisiana Tech.....A | 73-81 | L |
| D-10 | Centenary.....A | 68-82 | L |
| D-15 | Arkansas.....1 | 60-90 | L |
| D-17 | Louisiana Tech.....H | 64-68 | L |
| D-22 | Memphis State.....A | 62-70 | L |
| D-28 | Tennessee Tech.....2 | 71-81 | L |
| D-29 | East Tenn. State.....2 | 53-61 | L |
| J-5 | Alabama.....A | 74-80 | L |
| J-7 | #10 Auburn.....A | 44-79 | L |
| J-12 | #7 Georgia Tech (ot).....H | 71-73 | L |
| J-14 | Vanderbilt.....H | 72-79 | L |
| J-19 | #9 Miss. State.....A | 64-78 | L |
| J-26 | Middle Tenn. State.....H | 77-68 | W |
| F-2 | Tulane.....H | 92-84 | W |
| F-4 | LSU.....H | 60-48 | W |
| F-9 | Kentucky.....N | 69-75 | L |
| F-11 | Tennessee.....H | 85-78 | W |
| F-16 | Georgia.....A | 63-76 | L |
| F-18 | Florida.....A | 72-63 | W |
| F-23 | Tulane.....A | 93-95 | L |
| F-25 | LSU.....A | 61-80 | L |
| M-2 | #7 Miss. State.....H | 72-75 | L |

Key to Neutral Sites: 1- Blytheville, Ark.; 2- Johnson City, Tenn.

1963-64

Record: 10-12, 7-7 SEC

Head Coach: Eddie Crawford

| | | | |
|-----|---------------------|-------|---|
| D-2 | Arkansas A&M.....H | 93-62 | W |
| D-7 | Memphis State.....1 | 57-79 | L |
| D-9 | Centenary.....H | 78-97 | L |
| | | | |

| | | | | |
|------|-----------------------|---|--------|---|
| D-29 | Arkansas..... | N | 48-82 | L |
| D-30 | Centenary..... | N | 65-97 | L |
| J-2 | Alabama..... | H | 87-91 | L |
| J-4 | Auburn..... | H | 53-77 | L |
| J-9 | Alabama..... | A | 72-107 | L |
| J-11 | Auburn..... | A | 52-67 | L |
| J-16 | Florida..... | H | 39-60 | L |
| J-23 | Miss. State..... | A | 72-101 | L |
| J-25 | Vanderbilt..... | H | 70-84 | L |
| J-30 | Tulane..... | H | 62-60 | W |
| F-1 | LSU..... | H | 56-58 | L |
| F-6 | Kentucky..... | A | 65-102 | L |
| F-8 | Tennessee..... | H | 50-96 | L |
| F-13 | Georgia..... | A | 68-90 | L |
| F-15 | Florida..... | A | 53-85 | L |
| F-20 | Tulane..... | A | 71-87 | L |
| F-22 | LSU..... | A | 56-60 | L |
| F-27 | Miss. State (ot)..... | H | 77-78 | L |

Key to Neutral Sites: 1- Tupelo, Miss.

1965-66

Record: 5-18, 2-14 SEC

Head Coach: Eddie Crawford

| | | | | |
|------|----------------------|---|--------|---|
| D-2 | Arkansas A&M..... | H | 72-71 | W |
| D-4 | Texas..... | A | 71-80 | L |
| D-11 | Centenary..... | H | 64-78 | L |
| D-13 | Louisiana Tech..... | H | 84-76 | W |
| D-17 | So. Mississippi..... | H | 94-75 | W |
| D-29 | Clemson..... | H | 57-85 | L |
| D-30 | Furman..... | A | 64-80 | L |
| J-3 | LSU..... | H | 81-80 | W |
| J-8 | Tennessee..... | A | 55-102 | L |
| J-10 | #3 Vanderbilt..... | A | 58-106 | L |
| J-15 | Florida..... | A | 49-79 | L |
| J-29 | Florida..... | H | 61-96 | L |
| J-31 | Georgia..... | H | 71-91 | L |
| F-5 | Auburn..... | H | 55-70 | L |
| F-9 | Alabama..... | H | 60-79 | L |
| F-12 | LSU..... | A | 68-90 | L |
| F-14 | Tulane..... | A | 70-83 | L |
| F-16 | Miss. State..... | A | 74-90 | L |
| F-21 | #1 Kentucky..... | H | 65-108 | L |
| F-23 | Tulane..... | H | 91-70 | W |
| F-26 | Auburn..... | A | 74-86 | L |
| F-28 | Alabama..... | A | 66-99 | L |
| M-2 | Miss. State..... | H | 76-96 | L |

1966-67

Record: 13-12, 7-11 SEC

Head Coach: Eddie Crawford

| | | | | |
|------|----------------------|---|--------|---|
| D-2 | Miss. College..... | 1 | 108-87 | W |
| D-3 | Belhaven..... | 1 | 68-60 | W |
| D-5 | Texas..... | H | 82-80 | W |
| D-7 | Arkansas A&M..... | H | 96-69 | W |
| D-10 | Centenary..... | A | 75-65 | W |
| D-12 | Louisiana Tech..... | A | 84-67 | W |
| D-15 | Southern Miss..... | A | 73-82 | L |
| D-17 | Alabama..... | H | 79-58 | W |
| D-19 | LSU..... | H | 74-67 | W |
| D-31 | Florida..... | A | 64-79 | L |
| J-2 | Georgia..... | A | 78-85 | L |
| J-7 | Auburn..... | H | 56-67 | L |
| J-9 | Florida..... | H | 63-78 | L |
| J-14 | Vanderbilt (ot)..... | H | 70-78 | L |
| J-28 | Tennessee..... | A | 49-62 | L |
| J-30 | Kentucky..... | A | 53-96 | L |
| F-1 | Miss. State..... | A | 71-70 | W |
| F-4 | Tennessee (ot)..... | H | 56-53 | W |
| F-6 | Kentucky..... | H | 70-79 | L |
| F-11 | Vanderbilt..... | A | 67-72 | L |
| F-13 | Alabama..... | A | 73-83 | L |
| F-20 | Auburn..... | A | 67-86 | L |
| F-25 | LSU..... | A | 89-77 | W |
| F-27 | Georgia..... | H | 75-67 | W |
| M-4 | Miss. State..... | H | 58-57 | W |

Key to Neutral Sites: 1- Jackson, Miss.

1967-68

Record: 7-17, 4-14 SEC

Head Coach: Eddie Crawford

| | | | | |
|------|-------------------|---|-------|---|
| D-1 | Texas..... | A | 82-95 | L |
| D-6 | Arkansas A&M..... | H | 99-78 | W |
| D-9 | Arkansas..... | A | 62-64 | L |
| D-13 | Furman..... | H | 68-72 | L |
| D-16 | Alabama..... | A | 59-76 | L |
| D-19 | LSU..... | A | 68-81 | L |
| D-29 | Furman..... | 1 | 84-82 | W |

| | | | | |
|------|---------------------|---|--------|---|
| D-30 | Hardin-Simmons..... | 1 | 65-63 | W |
| J-1 | Georgia..... | H | 64-70 | L |
| J-3 | Florida..... | H | 68-70 | L |
| J-6 | Auburn..... | A | 71-90 | L |
| J-8 | Florida..... | A | 75-94 | L |
| J-13 | #8 Vanderbilt..... | A | 70-96 | L |
| J-27 | #6 Tennessee..... | H | 46-88 | L |
| J-29 | #9 Kentucky..... | H | 76-85 | L |
| J-31 | Miss. State..... | H | 63-53 | W |
| F-3 | #6 Tennessee..... | A | 46-88 | L |
| F-5 | #10 Kentucky..... | A | 62-78 | L |
| F-10 | #9 Vanderbilt..... | H | 72-90 | L |
| F-12 | Alabama..... | H | 77-69 | W |
| F-19 | Auburn..... | H | 57-56 | W |
| F-24 | LSU..... | H | 87-85 | W |
| F-26 | Georgia..... | A | 77-111 | L |
| M-2 | Miss. State..... | A | 79-88 | L |

Key to Neutral Sites: 1- Greenville, S.C.

COB JARVIS 87-117 (1969-76)

1968-69

Record: 10-14, 7-11 SEC

Head Coach: Cob Jarvis

| | | | | |
|------|--------------------|---|--------|---|
| D-2 | Texas..... | H | 63-67 | L |
| D-4 | Arkansas A&M..... | A | 90-75 | W |
| D-7 | Arkansas (ot)..... | H | 65-61 | W |
| D-14 | Auburn..... | H | 64-75 | L |
| D-16 | Furman..... | A | 77-72 | W |
| D-27 | SMU..... | 1 | 70-94 | L |
| D-28 | Minnesota..... | 1 | 58-72 | L |
| J-4 | #3 Kentucky..... | H | 59-69 | L |
| J-6 | Tennessee..... | H | 54-59 | L |
| J-10 | Miss. State..... | H | 67-60 | W |
| J-13 | Vanderbilt..... | A | 55-62 | L |
| J-25 | Georgia..... | A | 81-84 | L |
| J-27 | Florida..... | A | 66-88 | L |
| F-1 | LSU (ot)..... | A | 84-81 | W |
| F-3 | Alabama (ot)..... | H | 53-51 | W |
| F-8 | #4 Kentucky..... | A | 68-104 | L |
| F-10 | Tennessee..... | A | 45-61 | L |
| F-12 | Vanderbilt..... | H | 75-67 | W |
| F-15 | Miss. State..... | A | 60-64 | L |
| F-22 | Georgia (ot)..... | H | 82-85 | L |
| F-24 | Florida..... | H | 79-77 | W |
| M-1 | LSU..... | H | 78-76 | W |
| M-3 | Alabama..... | A | 78-72 | W |
| M-8 | Auburn..... | A | 70-80 | L |

Key to Neutral Sites: 1- Dallas, Texas

1969-70

Record: 10-15, 6-12 SEC

Head Coach: Cob Jarvis

| | | | | |
|------|-------------------------|---|--------|---|
| D-1 | Texas..... | A | 84-95 | L |
| D-3 | Vanderbilt..... | H | 75-87 | L |
| D-6 | Arkansas A&M..... | H | 85-61 | W |
| D-9 | NE Louisiana (ot)..... | H | 80-85 | L |
| D-13 | Auburn..... | A | 77-91 | L |
| D-19 | SW Louisiana..... | 1 | 89-77 | W |
| D-20 | Kentucky Wesleyan..... | 1 | 73-88 | L |
| D-29 | Valparaiso (ot)..... | 2 | 80-77 | W |
| D-30 | South Alabama..... | 2 | 80-61 | W |
| J-3 | #1 Kentucky..... | A | 73-95 | L |
| J-5 | #6 Tennessee (2ot)..... | A | 59-57 | W |
| J-9 | Miss. State..... | A | 58-57 | W |
| J-24 | Georgia..... | H | 84-96 | L |
| J-26 | Florida..... | H | 79-77 | W |
| J-31 | LSU..... | A | 86-109 | L |
| F-2 | Alabama..... | A | 87-95 | L |
| F-7 | #3 Kentucky..... | H | 85-120 | L |
| F-9 | Tennessee..... | H | 60-72 | L |
| F-11 | Vanderbilt..... | A | 83-80 | W |
| F-13 | Miss. State..... | H | 57-55 | W |
| F-21 | Georgia..... | A | 79-94 | L |
| F-23 | Florida..... | A | 62-63 | L |
| F-28 | LSU..... | H | 90-103 | L |
| M-2 | Alabama..... | H | 93-83 | W |
| M-7 | Auburn..... | H | 66-67 | L |

Key to Neutral Sites: 1- Lafayette, La.; 2- Mobile, Ala.

1970-71

Record: 11-15, 6-12 SEC

Head Coach: Cob Jarvis

| | | | | |
|-----|-------------------|---|--------|---|
| D-1 | NE Louisiana..... | A | 112-97 | W |
| D-4 | Arkansas A&M..... | A | 114-86 | W |

| | | | | |
|------|--------------------|---|---------|---|
| D-7 | Texas..... | H | 89-84 | W |
| D-12 | Auburn..... | H | 108-96 | W |
| D-15 | Southern Miss..... | H | 109-100 | W |
| D-18 | Holy Cross..... | 1 | 99-93 | W |
| D-19 | Marshall..... | 1 | 98-118 | L |
| D-22 | Vanderbilt..... | A | 112-130 | L |
| D-29 | Baylor..... | 2 | 113-132 | L |
| D-30 | The Citadel..... | 2 | 90-109 | L |
| J-2 | #8 Kentucky..... | H | 95-103 | L |
| J-4 | #10 Tennessee..... | H | 85-98 | L |
| J-8 | Miss. State..... | H | 83-74 | W |
| J-23 | Georgia..... | A | 80-88 | L |
| J-25 | Florida..... | A | 86-106 | L |
| J-30 | LSU..... | A | 113-90 | W |
| F-1 | Alabama..... | H | 91-101 | L |
| F-6 | #8 Kentucky..... | A | 86-121 | L |
| F-8 | #11 Tennessee..... | A | 74-80 | L |
| F-10 | Vanderbilt..... | H | 94-88 | W |
| F-13 | Miss. State..... | A | 67-75 | L |
| F-20 | Georgia..... | H | 76-72 | W |
| F-22 | Florida..... | H | 68-85 | L |
| F-27 | LSU..... | H | 62-54 | W |
| M-1 | Alabama..... | A | 72-74 | L |
| M-7 | Auburn..... | A | 85-86 | L |

Key to Neutral Sites: 1- Huntington, W. Va.; 2- Charleston, S.C.

1971-72

Record: 13-12, 8-10 SEC

Head Coach: Cob Jarvis

| | | | | |
|------|--------------------|---|--------|---|
| D-1 | Texas..... | A | 79-78 | W |
| D-4 | Arkansas A&M..... | A | 114-86 | W |
| D-6 | NE Louisiana..... | H | 84-83 | W |
| D-10 | Memphis State..... | 1 | 71-74 | L |
| D-11 | Bradley..... | 1 | 71-72 | L |
| D-15 | Southern Miss..... | A | 107-90 | W |
| D-31 | MacAlester..... | H | 85-66 | W |
| J-3 | Auburn..... | A | 69-65 | W |
| J-8 | #19 Kentucky..... | A | 82-93 | L |
| J-10 | Tennessee..... | A | 70-73 | L |
| J-15 | Miss. State..... | A | 68-66 | W |
| J-26 | Vanderbilt..... | H | 92-65 | W |
| J-29 | Georgia..... | H | 74-80 | L |
| J-31 | Florida..... | H | 86-72 | W |
| F-5 | LSU..... | A | 66-67 | L |
| F-7 | Alabama..... | A | 88-93 | L |
| F-12 | Kentucky..... | H | 82-90 | L |
| F-14 | Tennessee..... | H | 58-68 | L |
| F-16 | Vanderbilt..... | A | 83-89 | L |
| F-19 | Miss. State..... | H | 65-64 | W |
| F-26 | Georgia..... | A | 69-79 | L |
| F-28 | Florida..... | A | 87-74 | W |
| M-4 | LSU..... | H | 101-78 | W |
| M-6 | Alabama..... | H | 68-75 | L |
| M-9 | Auburn..... | H | 89-83 | W |

Key to Neutral Sites: 1- Nashville, Tenn.

1972-73

Record: 14-12, 8-10 SEC

Head Coach: Cob Jarvis

| | | | | |
|------|--------------------------|---|--------|---|
| D-2 | Texas..... | H | 78-58 | W |
| D-4 | Ark.-Monticello..... | A | 92-55 | W |
| D-5 | NE Louisiana..... | A | 90-78 | W |
| D-11 | Southern Miss..... | H | 88-60 | W |
| D-13 | #13 Vanderbilt..... | A | 57-59 | L |
| D-27 | #6 Long Beach State..... | 1 | 68-87 | L |
| D-28 | St. Francis..... | 1 | 87-64 | W |
| D-29 | Texas A&M..... | 1 | 83-100 | L |
| J-2 | Auburn..... | H | 58-66 | L |
| J-6 | Kentucky..... | H | 61-58 | W |
| J-8 | Tennessee..... | H | 60-52 | W |
| J-13 | Miss. State..... | A | 74-61 | W |
| J-17 | #18 Vanderbilt..... | H | 49-59 | L |
| J-27 | Georgia..... | A | 67-71 | L |
| J-29 | Florida..... | A | 59-65 | L |
| F-3 | LSU..... | H | 84-59 | W |
| F-5 | #6 Alabama..... | H | 66-62 | W |
| F-10 | Kentucky..... | A | 70-88 | L |
| F-12 | Tennessee..... | A | 49-51 | L |
| F-17 | Miss. State..... | H | 83-64 | W |
| F-19 | Charleston..... | H | 73-47 | W |
| F-24 | Georgia..... | H | 69-62 | W |
| F-26 | Florida..... | H | 97-80 | W |
| M-3 | LSU..... | A | 69-70 | L |
| M-5 | Alabama..... | A | 67-92 | L |
| M-8 | Auburn..... | A | 73-77 | L |

Key to Neutral Sites: 1- Oklahoma City, Okla.

1973-74

Record: 15-10, 9-9 SEC

Head Coach: Cob Jarvis

| | | | | |
|------|-----------------------|---|--------|---|
| D-1 | Texas..... | A | 75-59 | W |
| D-3 | Charleston..... | H | 94-55 | W |
| D-10 | Arkansas..... | H | 117-66 | W |
| D-12 | So. Mississippi..... | A | 79-75 | W |
| D-22 | Eastern Illinois..... | H | 90-77 | W |
| D-28 | Louisiana Tech..... | 1 | 105-76 | W |
| D-29 | NE Louisiana..... | 1 | 78-86 | L |
| J-5 | Georgia..... | A | 78-70 | W |
| J-7 | Auburn..... | H | 93-65 | W |
| J-12 | Tennessee..... | H | 69-57 | W |
| J-14 | #12 Alabama..... | A | 71-88 | L |
| J-17 | Kentucky..... | A | 64-93 | L |
| J-21 | Florida..... | H | 83-73 | W |
| J-26 | #7 Vanderbilt..... | A | 56-71 | L |
| J-28 | Miss. State..... | H | 72-67 | W |
| F-2 | LSU..... | H | 77-63 | W |
| F-4 | Georgia..... | H | 59-55 | W |
| F-9 | Auburn..... | A | 75-85 | L |
| F-11 | Tennessee..... | A | 57-65 | L |
| F-16 | #8 Alabama..... | H | 57-77 | L |
| F-18 | Kentucky..... | H | 61-60 | W |
| F-23 | Florida..... | A | 61-77 | L |
| F-25 | #4 Vanderbilt..... | H | 68-84 | L |
| M-2 | Miss. State (ot)..... | A | 69-75 | L |
| M-4 | LSU..... | A | 82-74 | W |

Key to Neutral Sites: 1- Monroe, La.

1974-75

Record: 8-18, 4-14 SEC

| | | | | |
|------|------------|--------|--------|---|
| F-28 | Kentucky |H | 87-94 | L |
| M-1 | Vanderbilt |H | 81-72 | W |
| M-6 | Florida |A | 94-83 | W |
| M-8 | Auburn |A | 88-103 | L |

Key to Neutral Sites: 1- Jackson, Miss.; 2- Mobile, Ala.

BOB WELTLICH
83-88 (1977-82)

1976-77

Record: 11-16, 5-13 SEC
Head Coach: Bob Weltlich

| | | | | |
|------|------------------|--------|--------|---|
| N-27 | TCU |A | 61-70 | L |
| D-1 | Missouri Western |H | 84-58 | W |
| D-4 | TCU |H | 68-63 | W |
| D-6 | South Dakota St. |H | 78-70 | W |
| D-8 | Tulane |A | 59-64 | L |
| D-17 | Marshall |1 | 65-63 | W |
| D-18 | Toledo |1 | 67-64 | W |
| D-21 | Memphis State |A | 83-88 | L |
| D-30 | Southern Miss. |2 | 84-75 | W |
| J-3 | LSU |A | 68-75 | L |
| J-8 | Miss. State |A | 49-85 | L |
| J-10 | #4 Alabama |A | 88-101 | L |
| J-15 | Georgia |H | 82-62 | W |
| J-17 | Tennessee |H | 72-86 | L |
| J-22 | Vanderbilt (ot) |A | 72-77 | L |
| J-24 | #6 Kentucky |A | 73-100 | L |
| J-29 | Florida |H | 90-83 | W |
| J-31 | Auburn |H | 65-72 | L |
| F-5 | Miss. State |H | 82-67 | W |
| F-7 | #8 Alabama |H | 68-72 | L |
| F-12 | Georgia |A | 76-92 | L |
| F-14 | #11 Tennessee |A | 75-87 | L |
| F-19 | Vanderbilt |H | 75-66 | W |
| F-21 | #2 Kentucky |H | 69-81 | L |
| F-26 | Florida |A | 78-84 | L |
| F-28 | Auburn |A | 84-97 | L |
| M-5 | LSU |H | 90-68 | W |

Key to Neutral Sites: 1- Toledo, Ohio; 2- Jackson, Miss.

1977-78

Record: 10-17, 5-13 SEC
Head Coach: Bob Weltlich

| | | | | |
|------|--------------------|--------|--------|---|
| N-26 | #4 Notre Dame |A | 62-111 | L |
| N-30 | NC-Charlotte |H | 81-64 | W |
| D-3 | Tulane |H | 79-77 | W |
| D-5 | Samford |A | 81-68 | W |
| D-10 | Jacksonville |H | 90-73 | W |
| D-12 | Middle Tenn. State |H | 52-61 | L |
| D-17 | Nebraska |A | 70-80 | L |
| D-20 | Memphis State |A | 67-70 | L |
| D-27 | Southern Miss. |1 | 64-60 | W |
| J-2 | Alabama |A | 62-65 | L |
| J-4 | Miss. State |A | 48-73 | L |
| J-7 | Tennessee |H | 73-68 | W |
| J-9 | Georgia |H | 75-63 | W |
| J-14 | Vanderbilt |A | 63-66 | L |
| J-16 | #1 Kentucky |A | 56-76 | L |
| J-21 | Auburn |H | 84-75 | W |
| J-23 | Florida |H | 56-61 | L |
| J-28 | LSU |H | 61-74 | L |
| F-4 | Tennessee |A | 67-85 | L |
| F-6 | Georgia |A | 56-57 | L |
| F-11 | Vanderbilt |H | 61-57 | W |
| F-13 | #1 Kentucky |H | 52-64 | L |
| F-18 | Auburn |A | 67-92 | L |
| F-20 | Florida |A | 63-80 | L |
| F-25 | LSU |A | 75-94 | L |
| M-4 | Alabama |H | 63-66 | L |
| M-6 | Miss. State |H | 61-60 | W |

Key to Neutral Sites: 1- Jackson, Miss.

1978-79

Record: 11-16, 6-12 SEC
Head Coach: Bob Weltlich

| | | | | |
|------|----------------|--------|--------|---|
| N-29 | NC-Charlotte |A | 57-68 | L |
| D-4 | Bowling Green |H | 100-78 | W |
| D-9 | UAB |H | 82-77 | W |
| D-16 | Nebraska |1 | 70-67 | W |
| D-19 | Arkansas |2 | 66-67 | W |
| D-22 | Loyola-Chicago |N | 83-75 | W |
| D-23 | Illinois State |A | 72-76 | L |
| D-26 | Memphis State |3 | 92-89 | W |
| J-3 | Tennessee |H | 67-72 | L |

| | | | | |
|------|-------------------|--------|--------|---|
| J-6 | Vanderbilt |A | 70-94 | L |
| J-8 | #9 Kentucky |A | 64-90 | L |
| J-11 | Miss. State (2ot) |A | 92-101 | L |
| J-13 | Auburn |H | 77-62 | W |
| J-15 | Florida |H | 58-47 | W |
| J-20 | #9 LSU (ot) |H | 69-70 | L |
| J-24 | Georgia |H | 53-59 | L |
| J-27 | Tennessee |A | 65-64 | W |
| J-29 | Georgia |A | 82-63 | W |
| F-3 | #16 Vanderbilt |H | 58-66 | L |
| F-5 | Kentucky |H | 82-87 | L |
| F-8 | #16 Alabama |A | 73-83 | L |
| F-10 | Auburn (2ot) |A | 54-56 | L |
| F-12 | Florida |A | 67-65 | W |
| F-17 | #6 LSU |A | 62-67 | L |
| F-22 | Miss. State |H | 64-68 | L |
| F-24 | Alabama |H | 89-80 | W |

SEC TOURNAMENT

| | | | | |
|------|----------|--------|-------|---|
| F-28 | Kentucky |4 | 77-82 | L |
|------|----------|--------|-------|---|

Key to Neutral Sites: 1- Biloxi, Miss.; 2- Memphis, Tenn.; 3- Jackson, Miss.; 4- Birmingham, Ala.

1979-80

NATIONAL INVITATION TOURNAMENT

Record: 17-13, 9-9 SEC
Head Coach: Bob Weltlich

| | | | | |
|------|----------------|--------|-------|---|
| N-30 | Mercer |H | 63-43 | W |
| D-3 | Tennessee Tech |H | 87-67 | W |
| D-5 | Auburn |A | 73-76 | L |
| D-8 | UAB |A | 67-66 | W |
| D-12 | Georgia |H | 62-64 | L |
| D-15 | #20 Arkansas |1 | 59-67 | L |
| D-19 | Southern Miss. |2 | 68-65 | W |
| D-22 | Memphis State |A | 75-80 | L |
| D-28 | Michigan |3 | 71-66 | W |
| D-29 | Virginia Tech |3 | 70-66 | W |
| J-2 | Tennessee |H | 65-66 | L |
| J-5 | Alabama |A | 56-78 | L |
| J-9 | #4 Kentucky |H | 73-79 | L |
| J-12 | Florida |H | 85-65 | W |
| J-16 | Vanderbilt |A | 67-66 | W |
| J-19 | Miss. State |H | 75-64 | W |
| J-23 | #11 LSU |A | 66-72 | L |
| J-26 | Auburn |H | 71-54 | W |
| J-30 | Tennessee |A | 66-61 | W |
| F-2 | Alabama |H | 71-65 | W |
| F-6 | #6 Kentucky |A | 72-86 | L |
| F-9 | Florida |A | 57-54 | W |
| F-13 | Vanderbilt |H | 89-78 | W |
| F-16 | Miss. State |A | 73-66 | W |
| F-21 | #5 LSU |H | 74-77 | L |
| F-23 | Georgia |A | 65-77 | L |

SEC TOURNAMENT

| | | | | |
|------|-------------|--------|-------|---|
| F-27 | Tennessee |4 | 76-74 | W |
| F-29 | #2 Kentucky |4 | 67-70 | L |

NATIONAL INVITATION TOURNAMENT

| | | | | |
|------|-----------|--------|-------|---|
| M-6 | Grambling |H | 76-74 | W |
| M-10 | Minnesota |A | 56-58 | L |

Key to Neutral Sites: 1- Little Rock, Ark.; 2- Jackson, Miss.; 3- New Orleans, La.; 4- Birmingham, Ala.

1980-81

SEC TOURNAMENT CHAMPIONS
NCAA TOURNAMENT

Record: 16-14, 8-10 SEC
Head Coach: Bob Weltlich

| | | | | |
|------|------------------|--------|-------|---|
| N-29 | Central Arkansas |H | 82-50 | W |
| D-3 | Tennessee Tech |A | 59-56 | W |
| D-6 | UAB |H | 83-72 | W |
| D-10 | Mercer |A | 70-58 | W |
| D-17 | Bowling Green |A | 76-79 | L |
| D-19 | Jacksonville |1 | 59-50 | W |
| D-20 | Dayton |1 | 70-72 | L |
| D-23 | Georgia |A | 62-70 | L |
| D-30 | Memphis State |H | 64-69 | L |
| J-3 | Auburn |H | 46-45 | W |
| J-7 | #13 Tennessee |A | 68-73 | L |
| J-10 | Alabama |H | 48-74 | L |
| J-14 | #3 Kentucky |A | 55-64 | L |
| J-17 | Florida |A | 71-74 | L |
| J-21 | Vanderbilt |H | 46-44 | W |
| J-24 | Miss. State (ot) |A | 59-52 | W |
| J-28 | #4 LSU |H | 59-63 | L |
| J-31 | Auburn |A | 61-58 | W |
| F-4 | #10 Tennessee |H | 71-52 | W |
| F-7 | Alabama |A | 49-51 | L |

| | | | | |
|------|--------------|--------|-------|---|
| F-11 | #11 Kentucky |H | 55-62 | L |
| F-14 | Florida |H | 66-52 | W |
| F-18 | Vanderbilt |A | 50-52 | L |
| F-21 | Miss. State |H | 72-61 | W |
| F-25 | #2 LSU |A | 67-74 | L |
| F-28 | Georgia |H | 64-62 | W |

SEC TOURNAMENT

| | | | | |
|-----|---------------|--------|-------|---|
| M-4 | #10 Tennessee |2 | 81-71 | W |
| M-6 | Vanderbilt |2 | 71-51 | W |
| M-7 | Georgia |2 | 66-62 | W |

NCAA TOURNAMENT

| | | | | |
|------|--------|--------|-------|---|
| M-13 | Kansas |3 | 66-69 | L |
|------|--------|--------|-------|---|

Key to Neutral Sites: 1- Dayton, Ohio; 2- Birmingham, Ala.; 3- Wichita, Kan.

1981-82

NATIONAL INVITATION TOURNAMENT

Record: 18-12, 11-7 SEC
Head Coach: Bob Weltlich

| | | | | |
|------|--------------------|--------|-------|---|
| N-28 | Troy State |H | 76-56 | W |
| D-2 | Tennessee Tech |H | 58-34 | W |
| D-5 | #11 UAB |A | 58-72 | L |
| D-8 | Mercer |H | 50-38 | W |
| D-11 | Fresno State |1 | 44-46 | L |
| D-12 | Pacific |1 | 72-61 | W |
| D-16 | Georgia |H | 56-54 | W |
| D-19 | Missouri Western |H | 71-56 | W |
| D-29 | Memphis State (ot) |A | 55-61 | L |
| J-2 | Auburn |A | 71-75 | L |
| J-6 | Tennessee |H | 55-62 | L |
| J-9 | #16 Alabama |A | 71-75 | L |
| J-13 | #6 Kentucky |H | 67-65 | W |
| J-16 | Florida |H | 69-67 | W |
| J-20 | Vanderbilt |A | 55-65 | L |
| J-23 | Miss. State |H | 54-30 | W |
| J-27 | LSU |A | 46-53 | L |
| J-30 | Auburn |H | 64-57 | W |
| F-3 | #16 Tennessee |A | 55-53 | W |
| F-6 | #8 Alabama |H | 79-69 | W |
| F-10 | #12 Kentucky |A | 49-57 | L |
| F-13 | Florida (ot) |A | 58-57 | W |
| F-17 | Vanderbilt (4ot) |H | 51-48 | W |
| F-20 | Miss. State |A | 47-33 | W |
| F-24 | LSU |H | 74-61 | W |
| F-27 | Georgia |A | 58-64 | L |

SEC TOURNAMENT

| | | | | |
|-----|--------------|--------|-------|---|
| M-4 | LSU |2 | 59-52 | W |
| M-5 | #15 Kentucky |2 | 58-62 | L |

NATIONAL INVITATION TOURNAMENT

| | | | | |
|------|---------------|--------|-------|---|
| M-12 | Clemson |A | 53-49 | W |
| M-15 | Virginia Tech |H | 59-61 | L |

Key to Neutral Sites: 1- Lafayette, La.; 2- Lexington, Ky.

LEE HUNT

50-66 (1983-86)

1982-83

NATIONAL INVITATION TOURNAMENT

Record: 19-12, 10-8 SEC
Head Coach: Lee Hunt

| | | | | |
|------|-------------------|--------|-------|---|
| D-1 | Carson-Newman |H | 91-70 | W |
| D-4 | East Tenn. State |A | 63-69 | L |
| D-7 | UAB |H | 66-54 | W |
| D-10 | Fordham |1 | 57-47 | W |
| D-11 | Long Beach State |1 | 54-53 | W |
| D-15 | Mercer |A | 48-40 | W |
| D-18 | Central Arkansas |H | 67-60 | W |
| D-21 | Illinois Wesleyan |H | 77-65 | W |
| D-30 | #2 Memphis State |H | 58-63 | L |
| J-3 | #3 Kentucky |A | 60-72 | L |
| J-5 | Vanderbilt |A | 77-62 | W |
| J-8 | #12 Tennessee |H | 56-55 | W |
| J-10 | Georgia |H | 53-68 | L |
| J-15 | LSU |H | 68-71 | L |
| J-22 | Miss. State |A | 67-61 | W |
| J-24 | Alabama |A | 64-63 | W |
| J-29 | Florida |H | 67-61 | W |
| J-31 | Auburn |H | 61-48 | W |
| F-5 | Tennessee |A | 53-65 | L |
| F-7 | #19 Georgia |A | 76-59 | W |
| F-12 | LSU |A | 63-72 | L |
| F-19 | Miss. State (ot) |H | 69-67 | W |
| F-21 | Alabama |H | 56-52 | W |
| F-26 | Florida |A | 64-75 | L |

| | | | | |
|-----|-------------|--------|-------|---|
| M-1 | Auburn |A | 59-82 | L |
| M-3 | #7 Kentucky |H | 58-61 | L |
| M-5 | Vanderbilt |H | 62-51 | W |

SEC TOURNAMENT

| | | | | |
|------|---------|--------|-------|---|
| M-11 | Georgia |2 | 55-69 | L |
|------|---------|--------|-------|---|

NATIONAL INVITATION TOURNAMENT

| | | | | |
|------|---------------|--------|-------|---|
| M-17 | Alabama State |H | 87-75 | W |
| M-21 | South Florida |H | 65-57 | W |
| M-25 | DePaul |A | 67-75 | L |

Key to Neutral Sites: 1- Provo, Utah; 2- Birmingham, Ala.

1983-84

Record: 8-20, 3-15 SEC
Head Coach: Lee Hunt

| | | | | |
|------|--------------------|--------|-------|---|
| N-26 | David Lipscomb |H | 58-56 | W |
| N-30 | East Tenn. St. |H | 46-44 | W |
| D-3 | SW Louisiana |H | 62-80 | L |
| D-7 | New Orleans |A | 73-87 | L |
| D-13 | #6 Memphis State |A | 55-73 | L |
| D-19 | Mercer |H | 82-64 | W |
| D-21 | Missouri-St. Louis |H | 73-56 | W |
| D-30 | Georgia Southern |1 | 58-60 | L |
| D-31 | Rice |1 | 70-60 | W |
| J-2 | #2 Kentucky |H | 55-68 | L |
| J-4 | Vanderbilt |H | 55-76 | L |
| J-8 | Tennessee |A | 59-83 | L |
| J-10 | #15 Georgia |A | 51-70 | L |
| J-14 | #11 LSU |A | 70-93 | L |
| J-21 | Miss. State |H | 56-64 | L |
| J-23 | Alabama |H | 56-69 | L |
| J-29 | Florida |A | 48-78 | L |
| J-31 | #19 Auburn |A | 50-60 | L |
| F-4 | Tennessee |H | 57-56 | W |
| F-6 | Georgia (ot) |H | 56-54 | W |
| F-12 | #20 LSU |H | 61-65 | L |
| F-18 | Miss. State |A | 51-70 | L |
| F-20 | Alabama |A | 65-74 | L |
| F-24 | Florida |H | 53-59 | L |
| F-27 | #19 Auburn |H | 72-71 | W |
| M | | | | |

| | | | | |
|------|-------------------|---|-------|---|
| D-3 | Miss College | H | 78-53 | W |
| D-7 | Alcorn State | H | 76-70 | W |
| D-14 | SE Louisiana | H | 64-59 | W |
| D-17 | #10 Memphis State | A | 56-73 | L |
| D-20 | Tenn.-Chattanooga | A | 78-89 | L |
| D-20 | Campbell | A | 61-44 | W |
| D-28 | North Texas State | H | 89-75 | W |
| J-2 | Vanderbilt | H | 70-81 | L |
| J-4 | Tennessee | A | 66-74 | L |
| J-8 | #11 Kentucky | A | 58-75 | L |
| J-11 | Florida | H | 79-67 | W |
| J-13 | #8 LSU | A | 68-86 | L |
| J-18 | Miss. State | H | 57-56 | W |
| J-27 | Auburn | H | 61-73 | L |
| J-25 | Georgia | A | 75-91 | L |
| J-29 | Alabama | H | 62-69 | L |
| F-1 | Vanderbilt | A | 63-66 | L |
| F-5 | Tennessee | H | 59-55 | W |
| F-8 | #12 Kentucky | H | 58-62 | L |
| F-12 | Florida | A | 57-66 | L |
| F-15 | LSU | H | 58-57 | W |
| F-19 | Miss. State | A | 43-48 | L |
| F-22 | Auburn | A | 73-75 | L |
| F-26 | Georgia | H | 61-62 | L |
| M-2 | Alabama | A | 59-74 | L |

SEC TOURNAMENT

| | | | | |
|-----|-------------|---|-------|---|
| M-5 | Tennessee | A | 73-56 | W |
| M-6 | #3 Kentucky | A | 69-95 | L |

Key to Neutral Sites: 1- Jackson, Miss.; 2- Birmingham, Ala.; 3- Lexington, Ky

**ED MURPHY
76-98 (1987-92)**

1986-87

NATIONAL INVITATION TOURNAMENT

Record: 15-14, 8-10 SEC
Head Coach: Ed Murphy

| | | | | |
|------|----------------------|---|-------|---|
| N-29 | Washington-St. Louis | H | 78-55 | W |
| D-3 | Arkansas | A | 56-70 | L |
| D-6 | North Texas State | A | 72-69 | W |
| D-9 | Jackson State | H | 58-36 | W |
| D-13 | SE Louisiana | H | 88-59 | W |
| D-18 | Miss. College | H | 63-48 | W |
| D-20 | Tulsa | A | 68-69 | L |
| D-27 | Arizona State | A | 76-63 | W |
| D-28 | San Diego State | A | 88-77 | W |
| J-5 | LSU | H | 73-63 | W |
| J-7 | Vanderbilt | A | 59-66 | L |
| J-10 | Florida | H | 72-80 | L |
| J-14 | Miss. State | A | 62-63 | L |
| J-17 | #15 Alabama | H | 62-71 | L |
| J-21 | Georgia | H | 80-68 | W |
| J-24 | #17 Auburn | A | 61-85 | L |
| J-28 | Kentucky | H | 76-65 | W |
| J-31 | Tennessee (ot) | A | 73-70 | W |
| F-2 | Tennessee | H | 71-70 | W |
| F-4 | LSU (ot) | A | 75-82 | L |
| F-9 | Vanderbilt | H | 77-54 | W |
| F-11 | #19 Florida | A | 62-85 | L |
| F-14 | Miss. State | H | 79-65 | W |
| F-18 | #12 Alabama | A | 69-90 | L |
| F-21 | Georgia | A | 65-69 | L |
| F-25 | Auburn | H | 73-67 | W |
| F-28 | Kentucky | A | 63-64 | L |

SEC TOURNAMENT

| | | | | |
|-----|---------|---|-------|---|
| M-6 | Georgia | A | 63-65 | L |
|-----|---------|---|-------|---|

NATIONAL INVITATION TOURNAMENT

| | | | | |
|------|----------------|---|-------|---|
| M-13 | Southern Miss. | A | 75-93 | L |
|------|----------------|---|-------|---|

Key to Neutral Sites: 1- Memphis, Tenn.; 2- San Diego, Calif.; 3- Atlanta, Ga.

1987-88

Record: 13-16, 6-12 SEC
Head Coach: Ed Murphy

| | | | | |
|------|-------------------|---|-------|---|
| N-27 | St. Joseph's | A | 59-51 | W |
| N-28 | Maryland | A | 69-77 | L |
| D-1 | Kentucky State | H | 81-60 | W |
| D-7 | SE Louisiana | A | 80-43 | W |
| D-9 | Arkansas | A | 40-79 | L |
| D-12 | Tulsa | H | 69-56 | W |
| D-19 | Baptist Christian | H | 84-55 | W |
| D-28 | #6 Temple | A | 61-70 | L |
| D-29 | New Orleans | A | 83-74 | W |
| J-6 | Tennessee | A | 68-77 | L |
| J-9 | LSU (ot) | H | 61-69 | L |

| | | | | |
|------|----------------|---|-------|---|
| J-13 | Vanderbilt | H | 57-60 | L |
| J-16 | Florida | A | 72-77 | L |
| J-20 | Miss. State | H | 61-52 | W |
| J-23 | Alabama | A | 66-73 | L |
| J-27 | Georgia | A | 70-86 | L |
| J-30 | Auburn | H | 69-66 | W |
| F-3 | #10 Kentucky | A | 65-94 | L |
| F-6 | Tennessee | H | 81-73 | W |
| F-10 | LSU | A | 57-78 | L |
| F-13 | #17 Vanderbilt | A | 68-93 | L |
| F-17 | Florida | H | 82-75 | W |
| F-20 | Miss. State | A | 57-67 | L |
| F-24 | Alabama | H | 64-47 | W |
| F-27 | Georgia | H | 75-72 | W |
| M-2 | Auburn | A | 76-92 | L |
| M-5 | #8 Kentucky | H | 71-78 | L |

SEC TOURNAMENT

| | | | | |
|------|--------------|---|-------|---|
| M-10 | Alabama (ot) | A | 64-59 | W |
| M-11 | #6 Kentucky | A | 64-82 | L |

Key to Neutral Sites: 1- Baltimore, Md.; 2- New Orleans, La.; 3- Baton Rouge, La.

1988-89

NATIONAL INVITATION TOURNAMENT

Record: 15-15, 8-10 SEC
Head Coach: Ed Murphy

| | | | | |
|------|---------------------|---|---------|---|
| N-25 | Christian Brothers | A | 101-60 | W |
| N-28 | Tennessee | H | 76-84 | L |
| N-30 | Northwestern St. | H | 97-81 | W |
| D-3 | #7 Illinois | A | 79-91 | L |
| D-13 | Arkansas | A | 68-74 | L |
| D-16 | Southern University | A | 90-88 | W |
| D-17 | Nicholls State | A | 74-53 | W |
| D-22 | Tulsa | A | 68-87 | L |
| D-27 | Sam Houston State | H | 83-73 | W |
| D-30 | SE Louisiana | H | 84-54 | W |
| J-5 | Florida | H | 80-71 | W |
| J-7 | Alabama | A | 65-79 | L |
| J-11 | Vanderbilt (ot) | H | 67-72 | L |
| J-18 | Auburn | A | 65-64 | W |
| J-21 | Georgia (ot) | A | 74-70 | W |
| J-25 | Miss. State | H | 75-65 | W |
| J-28 | Kentucky | H | 70-65 | W |
| F-1 | #19 LSU | A | 75-105 | L |
| F-5 | Florida | A | 67-78 | L |
| F-8 | Alabama | H | 54-55 | L |
| F-11 | Vanderbilt | A | 69-71 | L |
| F-15 | Tennessee | A | 71-83 | L |
| F-18 | Auburn | H | 80-77 | W |
| F-22 | Georgia | H | 88-79 | W |
| F-25 | Miss. State | A | 69-74 | L |
| M-1 | Kentucky | A | 69-70 | L |
| M-4 | LSU (ot) | H | 113-112 | W |

SEC TOURNAMENT

| | | | | |
|------|-------------|---|-------|---|
| M-10 | Auburn | A | 80-68 | W |
| M-15 | #20 Alabama | A | 56-64 | L |

NATIONAL INVITATION TOURNAMENT

| | | | | |
|------|------------|---|-------|---|
| M-15 | St. John's | A | 67-70 | L |
|------|------------|---|-------|---|

Key to Neutral Sites: 1- Jackson, Miss.; 2- Memphis, Tenn.; 3- Lafayette, La.; 4- Knoxville, Tenn.

1989-90

Record: 13-17, 8-10 SEC
Head Coach: Ed Murphy

| | | | | |
|------|-------------------|---|---------|---|
| N-24 | SW Louisiana | A | 83-94 | L |
| N-28 | #8 Illinois | H | 72-83 | L |
| D-2 | NE Louisiana | A | 69-79 | L |
| D-5 | #10 Arkansas | A | 76-90 | L |
| D-8 | Metro State | A | 81-86 | L |
| D-9 | Indiana State | A | 70-64 | W |
| D-16 | Tennessee | A | 67-71 | L |
| D-19 | McNeese State | H | 75-71 | W |
| D-30 | Sam Houston St. | A | 96-70 | W |
| J-2 | Florida | H | 75-60 | W |
| J-6 | #22 Alabama | H | 48-66 | L |
| J-10 | Vanderbilt | A | 79-86 | L |
| J-13 | Tulsa | H | 47-63 | L |
| J-17 | Auburn | H | 80-72 | W |
| J-20 | Georgia | H | 84-74 | W |
| J-24 | Miss. State (4ot) | A | 102-104 | L |
| J-27 | Kentucky | A | 79-98 | L |
| J-31 | #14 LSU | H | 77-79 | L |
| F-3 | Florida | A | 83-63 | W |
| F-7 | Alabama | A | 64-74 | L |
| F-10 | Vanderbilt | H | 68-67 | W |
| F-14 | Tennessee | H | 81-80 | W |
| F-17 | Auburn | A | 84-95 | L |

| | | | | |
|------|-------------|---|--------|---|
| F-21 | Georgia | A | 83-107 | L |
| F-24 | Miss. State | H | 75-67 | W |
| F-28 | Kentucky | H | 88-74 | W |
| M-3 | #15 LSU | A | 94-103 | L |

SEC TOURNAMENT

| | | | | |
|------|------------|---|-------|---|
| M-8 | Tennessee | A | 87-86 | W |
| M-9 | Vanderbilt | A | 65-62 | W |
| M-10 | Alabama | A | 51-70 | L |

Key to Neutral Sites: 1- Jackson, Miss.; 2- Pine Bluff, Ark.; 3- Champaign, Ill.; 4- Orlando Fla.

1990-91

Record: 9-19, 3-15 SEC
Head Coach: Ed Murphy

| | | | | |
|------|-------------------|---|--------|---|
| N-28 | SE Louisiana | H | 74-52 | W |
| N-30 | Bethune-Cookman | A | 80-56 | W |
| D-1 | Hofstra | A | 73-78 | L |
| D-3 | NE Louisiana | H | 67-68 | L |
| D-8 | Jackson State | H | 99-80 | W |
| D-16 | Arkansas State | A | 61-73 | L |
| D-18 | Austin Peay State | H | 83-80 | W |
| D-20 | Sam Houston State | H | 73-71 | W |
| D-29 | McNeese State | A | 79-58 | W |
| J-2 | Florida | A | 49-65 | L |
| J-6 | Miss. State (ot) | A | 80-84 | L |
| J-9 | Auburn | H | 60-62 | L |
| J-12 | Alabama | H | 73-76 | L |
| J-16 | #9 Kentucky | H | 85-95 | L |
| J-19 | #20 LSU | A | 71-87 | L |
| J-23 | Vanderbilt | A | 52-89 | L |
| J-26 | Tennessee | H | 75-72 | W |
| J-30 | Georgia | A | 62-117 | L |
| F-2 | Florida (2ot) | A | 81-91 | L |
| F-6 | Alabama | A | 74-79 | L |
| F-9 | Auburn | A | 69-72 | L |
| F-13 | #23 Miss. State | H | 77-84 | L |
| F-16 | #16 Kentucky | A | 77-89 | L |
| F-20 | #19 LSU | H | 78-89 | L |
| F-23 | Vanderbilt | H | 74-58 | W |
| F-27 | Tennessee | A | 93-88 | W |
| M-2 | Georgia | A | 62-72 | L |

SEC TOURNAMENT

| | | | | |
|-----|-----------|---|-------|---|
| M-7 | Tennessee | A | 85-94 | L |
|-----|-----------|---|-------|---|

Key to Neutral Sites: 1- Deland, Fla.; 2- Memphis, Tenn.; 3- Nashville, Tenn.

1991-92

Record: 11-17, 4-12 SEC
Head Coach: Ed Murphy

| | | | | |
|------|-----------------|---|--------|---|
| N-25 | Jackson State | H | 69-55 | W |
| N-29 | SW Louisiana | A | 87-96 | L |
| N-30 | Prarie View A&M | A | 101-50 | W |
| D-5 | McNeese State | H | 92-70 | W |
| D-17 | Arkansas State | A | 62-64 | L |
| D-19 | Alcorn State | H | 111-67 | W |
| D-27 | Pittsburgh | A | 65-67 | L |
| D-28 | James Madison | A | 67-75 | L |
| J-4 | Stetson | H | 84-64 | W |
| J-6 | Oral Roberts | H | 86-73 | W |
| J-8 | SE Louisiana | A | 86-82 | W |
| J-11 | Miss. State | A | 72-84 | L |
| J-13 | Auburn | H | 83-96 | L |
| J-18 | #12 Arkansas | H | 93-114 | L |
| J-22 | #15 Alabama | H | 78-77 | W |
| J-25 | LSU | H | 73-83 | L |
| J-29 | #14 Kentucky | A | 78-96 | L |
| F-1 | Vanderbilt | H | 84-72 | W |
| F-5 | South Carolina | A | 76-61 | W |
| F-9 | Georgia | A | 66-86 | L |
| F-12 | Florida (ot) | H | 84-86 | L |
| F-19 | Tennessee | A | 86-98 | L |
| F-22 | Miss. State | H | 86-78 | W |
| F-25 | LSU | A | 69-100 | L |
| F-29 | Auburn | A | 84-110 | L |
| M-4 | #20 Alabama | H | 83-84 | L |
| M-7 | #7 Arkansas | A | 83-100 | L |

SEC TOURNAMENT

| | | | | |
|------|---------|---|-------|---|
| M-12 | Georgia | A | 66-85 | L |
|------|---------|---|-------|---|

Key to Neutral Sites: 1- Lafayette, La.; 2- Memphis, Tenn.; 3- New Orleans, La.; 4- Birmingham, Ala.

**ROB EVANS
86-81 (1993-98)**

Record: 10-18, 4-12 SEC
Head Coach: Rob Evans

| | | | | |
|------|--------------------|---|--------|---|
| D-3 | Houston Baptist | H | 103-61 | W |
| D-5 | Oakland University | H | 71-46 | W |
| D-9 | McNeese State | A | 80-76 | W |
| D-21 | SW Louisiana | H | 87-103 | L |
| D-28 | Southern Illinois | H | 78-85 | L |
| J-2 | Georgia | H | 61-75 | L |
| J-4 | Mary State | H | 65-75 | L |
| J-6 | #13 Arkansas | A | 78-90 | L |
| J-9 | Rice | H | 79-89 | L |
| J-13 | South Carolina | A | 73-88 | L |
| J-16 | Alabama | A | 67-80 | L |
| J-20 | Miss. State | H | 69-53 | W |
| J-23 | LSU | H | 71-62 | W |
| J-27 | Rice | A | 67-72 | L |
| J-30 | Tennessee | H | 62-75 | L |
| F-3 | Auburn | H | 74-85 | L |
| F-6 | Miss. State | A | 56-53 | W |
| F-8 | SE Louisiana | H | 71-61 | W |
| F-10 | #11 Vanderbilt | A | 59-89 | L |
| F-13 | Oral Roberts | H | 95-79 | W |
| F-17 | Florida | A | 47-94 | L |
| F-20 | Alabama (ot) | H | 83-82 | W |
| F-24 | Auburn | A | 73-83 | L |
| F-27 | #15 Arkansas | H | 63-85 | L |
| M-3 | #5 Kentucky | H | 66-98 | L |
| M-6 | LSU | A | 56-71 | L |

SEC TOURNAMENT

| | | | | |
|------|---------|---|-------|---|
| M-11 | Florida | A | 67-62 | W |
| M-12 | LSU | A | 70-89 | L |

Key to Neutral Sites: 1- Lexington, Ky

1993-94

Record: 14-13, 7-9 SEC
Head Coach: Rob Evans

| | | | | |
|------|--------------------|---|-------|---|
| N-29 | Abilene Christian | H | 90-83 | W |
| D-1 | Loyola-New Orleans | H | 81-49 | W |
| D-4 | Lamar | H | 98-70 | W |
| D-8 | Southern Illinois | A | 60-81 | L |
| D-11 | McNeese State | H | 75-55 | W |
| D-18 | Southern Miss. | A | 78-74 | W |
| D-22 | Murray State | A | 68-87 | L |
| D-29 | Bradley | A | 58-70 | L |
| J-5 | #1 Arkansas | A | 61-87 | L |
| J-9 | Miss. State | H | 69-81 | L |
| J-12 | #8 Kentucky | A | 64-98 | L |
| J-15 | Alabama | H | 70-54 | W |
| J-17 | Oral Roberts | A | 88-68 | W |
| J-19 | Auburn (2ot) | H | 86-85 | W |
| J-22 | Georgia | A | 85-69 | W |
| J-24 | Rollins College | H | 67-46 | W |
| J-29 | LSU | A | 66-90 | L |
| F-5 | South Carolina | H | 68-62 | W |
| F-9 | #20 Florida | A | 55-74 | L |
| F-12 | Miss. State | A | 52-72 | L |
| F-16 | Tennessee | A | 69-72 | L |
| F-19 | #1 Arkansas | A | 73-90 | L |
| F-23 | | | | |

| | | | | |
|------|----------------------|---|--------|---|
| F-11 | Oral Roberts..... | H | 89-53 | W |
| F-15 | LSU..... | H | 102-90 | W |
| F-18 | #10 Arkansas..... | A | 70-85 | L |
| F-22 | Tennessee..... | H | 61-75 | L |
| F-25 | #16 Miss. State..... | H | 42-46 | L |
| M-1 | #21 Alabama..... | A | 50-69 | L |
| M-4 | Georgia..... | H | 51-79 | L |

SEC TOURNAMENT

| | | | | |
|-----|--------------|---|-------|---|
| M-9 | Florida..... | 2 | 59-63 | L |
|-----|--------------|---|-------|---|

Key to Neutral Sites: 1- Biloxi, Miss.; 2- Atlanta, Ga.

1995-96

Record: 12-15, 6-10 SEC
Head Coach: Rob Evans

| | | | | |
|------|--------------------------|---|---------|---|
| N-27 | Davidson (ot)..... | H | 83-84 | L |
| D-1 | Colgate..... | 1 | 51-53 | L |
| D-2 | East Tenn. St..... | 1 | 65-50 | W |
| D-9 | Lamar..... | A | 81-86 | L |
| D-16 | Wichita State..... | A | 59-72 | L |
| D-19 | Southern Miss (2ot)..... | H | 113-107 | W |
| D-21 | Houston..... | A | 76-67 | W |
| D-28 | Nicholls State..... | H | 66-54 | W |
| D-30 | Prairie View A&M..... | H | 96-51 | W |
| J-3 | #14 Georgia..... | A | 38-74 | L |
| J-6 | #2 Kentucky..... | A | 60-90 | L |
| J-10 | Arkansas..... | H | 62-63 | L |
| J-17 | #21 Miss. State..... | A | 47-53 | L |
| J-20 | Florida..... | H | 55-59 | L |
| J-24 | #21 Auburn..... | H | 82-69 | W |
| J-27 | Alabama..... | H | 70-63 | W |
| J-31 | Tennessee..... | A | 52-67 | L |
| F-3 | LSU..... | A | 66-71 | L |
| F-5 | Houston Baptist..... | H | 106-63 | W |
| F-10 | Vanderbilt..... | H | 78-55 | W |
| F-14 | Arkansas..... | A | 73-79 | L |
| F-17 | #25 Miss. State..... | H | 71-64 | W |
| F-21 | Auburn..... | A | 62-69 | L |
| F-24 | South Carolina..... | H | 75-65 | W |
| F-28 | LSU..... | H | 75-48 | W |
| M-2 | Alabama..... | A | 63-67 | L |

SEC TOURNAMENT

| | | | | |
|-----|--------------|---|-------|---|
| M-7 | Florida..... | 2 | 62-75 | L |
|-----|--------------|---|-------|---|

Key to Neutral Sites: 1- Iowa City, Iowa; 2- New Orleans, La.

1996-97

SEC WESTERN DIVISION CHAMPIONS
NCAA TOURNAMENT

Record: 20-9, 11-5 SEC
Head Coach: Rob Evans

| | | | | |
|------|-------------------------|---|-------|---|
| N-23 | Portland State..... | H | 56-54 | W |
| N-26 | Prairie View A&M..... | H | 71-43 | W |
| D-2 | Davidson..... | A | 56-59 | L |
| D-7 | Houston..... | H | 93-71 | W |
| D-14 | Wichita State..... | H | 68-65 | W |
| D-17 | Stetson..... | H | 78-50 | W |
| D-20 | Fla. International..... | H | 74-64 | W |
| D-27 | Appalachian State..... | 1 | 75-63 | W |
| D-28 | #14 New Mexico..... | A | 64-75 | L |
| D-31 | Morgan State..... | H | 91-57 | W |
| J-2 | #22 Arkansas..... | A | 91-74 | W |
| J-5 | Georgia..... | H | 73-66 | W |
| J-8 | Alabama..... | H | 46-59 | L |
| J-11 | #3 Kentucky..... | H | 73-69 | W |
| J-15 | Miss. State..... | A | 64-75 | L |
| J-18 | Vanderbilt..... | A | 64-67 | L |
| J-22 | Tennessee..... | H | 70-48 | W |
| J-25 | South Carolina..... | A | 63-86 | L |
| J-29 | Arkansas..... | H | 71-52 | W |
| F-1 | Auburn..... | H | 57-46 | W |
| F-5 | LSU..... | A | 79-73 | W |
| F-12 | Alabama..... | A | 54-57 | L |
| F-19 | Miss. State..... | H | 84-61 | W |
| F-23 | Florida..... | A | 67-65 | W |
| F-26 | LSU..... | H | 74-68 | W |
| M-1 | Auburn..... | A | 71-63 | W |

SEC TOURNAMENT

| | | | | |
|-----|------------------|---|-------|---|
| M-7 | Vanderbilt..... | 2 | 64-62 | W |
| M-8 | #6 Kentucky..... | 2 | 70-88 | L |

NCAA TOURNAMENT

| | | | | |
|------|-------------|---|-------|---|
| M-14 | Temple..... | 3 | 40-62 | L |
|------|-------------|---|-------|---|

Key to Neutral Sites: 1- Albuquerque, N.M.; 2- Memphis, Tenn.; 3- Kansas City, Mo.

1997-98

SEC WESTERN DIVISION CHAMPIONS
NCAA TOURNAMENT

Record: 22-7, 12-4 SEC
Head Coach: Rob Evans

| | | | | |
|------|-------------------------|---|--------|---|
| N-19 | La. Tech..... | H | 88-56 | W |
| N-22 | #18 Temple..... | H | 87-74 | W |
| N-24 | Ark.-Pine Bluff..... | H | 81-36 | W |
| D-5 | Long Island..... | 1 | 102-99 | W |
| D-6 | Ball State..... | 1 | 66-70 | L |
| D-13 | Wichita State..... | A | 71-48 | W |
| D-17 | Belmont..... | H | 100-59 | W |
| D-20 | Prairie View A&M..... | H | 106-59 | W |
| D-22 | Louisville..... | A | 74-70 | W |
| D-30 | Northwestern St..... | H | 99-52 | W |
| J-3 | #11 South Carolina..... | H | 73-54 | W |
| J-7 | Florida..... | H | 90-79 | W |
| J-10 | Alabama..... | A | 74-63 | W |
| J-17 | Tennessee..... | A | 67-77 | L |
| J-21 | LSU..... | H | 80-58 | W |
| J-24 | Miss. State (2ot)..... | H | 81-77 | W |
| J-28 | Georgia..... | A | 68-70 | L |
| J-31 | Auburn..... | A | 67-68 | L |
| F-5 | #14 Arkansas..... | A | 87-100 | L |
| F-7 | Alabama..... | H | 75-74 | W |
| F-11 | Vanderbilt..... | H | 87-76 | W |
| F-14 | #7 Kentucky..... | A | 73-64 | W |
| F-18 | LSU..... | A | 83-57 | W |
| F-21 | Miss. State..... | A | 82-78 | W |
| F-25 | #12 Arkansas..... | H | 81-65 | W |
| F-28 | Auburn..... | H | 74-67 | W |

SEC TOURNAMENT

| | | | | |
|-----|-------------------------|---|-------|---|
| M-6 | Georgia..... | 2 | 72-67 | W |
| M-7 | #15 South Carolina..... | 2 | 77-87 | L |

NCAA TOURNAMENT

| | | | | |
|------|-----------------|---|-------|---|
| M-13 | Valparaiso..... | 3 | 69-70 | L |
|------|-----------------|---|-------|---|

Key to Neutral Sites: 1- Muncie, Ind.; 2- Atlanta, Ga.; 3- Oklahoma City, Okla.

ROD BARNES

141-109 (1999-2006)

1998-99

NCAA TOURNAMENT

Record: 20-13, 8-8 SEC
Head Coach: Rod Barnes

| | | | | |
|------|--------------------------|---|--------|---|
| N-13 | Alabama State..... | H | 87-45 | W |
| N-16 | Belmont..... | H | 91-42 | W |
| N-18 | #7 Temple..... | A | 52-68 | L |
| N-23 | Alabama A&M..... | H | 89-45 | W |
| N-28 | Austin Peay State..... | H | 105-62 | W |
| D-2 | Northeast Louisiana..... | H | 95-62 | W |
| D-5 | Louisville..... | H | 88-69 | W |
| D-7 | West Alabama..... | H | 101-68 | W |
| D-12 | Memphis (ot)..... | 1 | 72-78 | L |
| D-21 | St. Joseph's..... | 1 | 66-61 | W |
| D-22 | #23 Oklahoma..... | 1 | 75-72 | W |
| D-23 | Ohio State..... | 1 | 62-67 | L |
| D-29 | Prairie View A&M..... | H | 111-50 | W |
| J-2 | Vanderbilt..... | A | 64-79 | L |
| J-6 | Alabama..... | H | 78-60 | W |
| J-9 | #18 Arkansas..... | A | 76-65 | W |
| J-13 | #8 Auburn..... | H | 59-74 | L |
| J-16 | #6 Kentucky..... | H | 57-63 | L |
| J-20 | Miss. State..... | H | 81-68 | W |
| J-23 | Georgia..... | H | 85-76 | W |
| J-27 | South Carolina..... | A | 66-67 | L |
| J-30 | #21 Arkansas..... | H | 89-81 | W |
| F-3 | LSU..... | A | 82-66 | W |
| F-6 | Florida..... | A | 79-68 | W |
| F-9 | #3 Auburn..... | A | 66-95 | L |
| F-17 | Tennessee..... | H | 67-69 | L |
| F-20 | Miss. State..... | A | 69-72 | L |
| F-24 | Alabama..... | A | 74-78 | L |
| F-27 | LSU..... | H | 79-57 | W |

SEC TOURNAMENT

| | | | | |
|-----|---------------------|---|-------|---|
| M-4 | South Carolina..... | 2 | 64-60 | W |
| M-5 | #14 Kentucky..... | 2 | 73-83 | L |

NCAA TOURNAMENT

| | | | | |
|------|------------------------|---|-------|---|
| M-12 | Villanova..... | 3 | 72-70 | W |
| M-14 | #2 Michigan State..... | 3 | 66-74 | L |

Key to Neutral Sites: 1- San Juan, Puerto Rico; 2- Atlanta, Ga.; 3- Milwaukee, Wis.

1999-2000

NATIONAL INVITATION TOURNAMENT

Record: 19-14, 5-11 SEC
Head Coach: Rod Barnes

| | | | | |
|------|--------------------------|---|-------|---|
| N-19 | Jacksonville State..... | H | 74-59 | W |
| N-23 | McNeese State..... | H | 86-59 | W |
| N-26 | Furman..... | 1 | 75-61 | W |
| N-27 | Oregon State..... | 1 | 77-58 | W |
| N-28 | Wisconsin-Green Bay..... | 1 | 57-53 | W |
| D-1 | Alabama State..... | A | 77-65 | W |
| D-4 | Oklahoma..... | A | 73-81 | L |
| D-7 | Va. Commonwealth..... | H | 75-62 | W |
| D-11 | Memphis..... | H | 74-64 | W |
| D-15 | Southeastern La..... | H | 77-46 | W |
| D-19 | Louisiana-Monroe..... | H | 76-60 | W |
| D-29 | Prairie View A&M..... | H | 98-74 | W |
| J-2 | Birmingham-So..... | H | 89-48 | W |
| J-5 | Arkansas..... | A | 64-71 | L |
| J-8 | #6 Florida..... | H | 71-75 | L |
| J-12 | Miss. State..... | H | 59-61 | L |
| J-15 | #12 Tennessee..... | A | 60-98 | L |
| J-19 | #18 Kentucky..... | A | 69-74 | L |
| J-22 | #4 Auburn (ot)..... | H | 79-77 | W |
| J-29 | Alabama..... | A | 67-96 | L |
| F-2 | Arkansas..... | H | 87-82 | W |
| F-9 | South Carolina..... | H | 83-75 | W |
| F-12 | Georgia..... | A | 65-71 | L |
| F-16 | #16 LSU..... | H | 53-97 | L |
| F-19 | #12 Auburn..... | H | 72-75 | L |
| F-23 | Miss. State..... | A | 67-80 | L |
| F-26 | #24 Vanderbilt..... | H | 75-67 | W |
| M-1 | Alabama..... | H | 63-59 | W |
| M-4 | #12 LSU..... | A | 60-64 | L |

SEC TOURNAMENT

| | | | | |
|-----|------------------|---|-------|---|
| M-9 | #11 Florida..... | 2 | 67-89 | L |
|-----|------------------|---|-------|---|

NATIONAL INVITATION TOURNAMENT

| | | | | |
|------|-----------------------|---|-------|---|
| M-15 | UNC Charlotte..... | H | 62-45 | W |
| M-21 | Southwest Mo. St..... | H | 70-48 | W |
| M-23 | N.C. State..... | A | 54-77 | L |

Key to Neutral Sites: 1- Greenville, S.C.; 2- Atlanta, Ga.

2000-01

SEC WESTERN DIVISION CHAMPIONS
NCAA TOURNAMENT SWEET SIXTEEN

Record: 27-8, 11-5 SEC
Head Coach: Rod Barnes

| | | | | |
|------|----------------------------|---|--------|---|
| N-18 | Arkansas-Pine Bluff..... | H | 98-47 | W |
| N-22 | Sam Houston State..... | H | 71-65 | W |
| N-25 | Va. Commonwealth (ot)..... | A | 88-84 | W |
| N-28 | Louisiana-Monroe..... | H | 76-62 | W |
| D-2 | #14 Oklahoma..... | H | 60-55 | W |
| D-5 | Kansas State..... | H | 60-46 | W |
| D-9 | Memphis..... | A | 64-56 | W |
| D-13 | SE Louisiana..... | H | 58-46 | W |
| D-18 | Troy State..... | H | 92-65 | W |
| D-21 | Southern Illinois..... | 1 | 70-66 | W |
| D-22 | #13 Southern Cal (ot)..... | 1 | 84-83 | W |
| D-23 | Iowa State..... | 1 | 68-73 | L |
| D-30 | Morris Brown..... | H | 94-59 | W |
| J-6 | Vanderbilt..... | A | 81-68 | W |
| J-10 | Arkansas..... | A | 53-48 | W |
| J-13 | Georgia..... | H | 66-70 | L |
| J-17 | #15 Alabama..... | A | 63-82 | L |
| J-20 | Kentucky..... | H | 65-55 | W |
| J-27 | Miss. State..... | A | 69-79 | L |
| J-31 | Arkansas..... | H | 84-73 | W |
| F-3 | Auburn..... | A | 74-70 | W |
| F-7 | LSU..... | H | 50-33 | W |
| F-10 | #10 Tennessee..... | H | 87-71 | W |
| F-14 | Miss. State..... | H | 51-48 | W |
| F-17 | South Carolina..... | A | 67-61 | L |
| F-21 | Florida..... | A | 55-75 | L |
| F-24 | Auburn..... | H | 64-62 | W |
| F-28 | LSU (ot)..... | A | 77-78 | L |
| M-3 | #20 Alabama..... | H | 105-71 | W |

SEC TOURNAMENT

| | | | | |
|------|-------------------|---|-------|---|
| M-9 | Tennessee..... | 2 | 86-73 | W |
| M-10 | #5 Florida..... | 2 | 74-69 | W |
| M-11 | #15 Kentucky..... | 2 | 55-77 | L |

NCAA TOURNAMENT

| | | | | |
|------|---------------------|---|-------|---|
| M-16 | Iona..... | 3 | 72-70 | W |
| M-18 | #19 Notre Dame..... | 3 | 59-56 | W |
| M-23 | #5 Arizona..... | 4 | 56-66 | L |

Key to Neutral Sites: 1- Laie, Hawaii; 2- Nashville, Tenn.; 3- Kansas City, Mo.; 4- San Antonio, Texas

2001-02

NCAA TOURNAMENT

Record: 20-11, 9-7 SEC
Head Coach: Rod Barnes

| | | | | |
|------|----------------------------|---|-------|---|
| N-15 | Bowling Green (ot)..... | 1 | 78-82 | L |
| N-17 | Alaska Fairbanks..... | 1 | 75-58 | W |
| N-18 | Wichita State..... | 1 | 80-68 | W |
| N-24 | Kansas State..... | A | 67-65 | W |
| N-28 | Morris Brown..... | H | 92-45 | W |
| D-1 | George Mason..... | H | 70-71 | L |
| D-3 | Louisiana-Monroe..... | H | 78-43 | W |
| D-7 | #22 Memphis..... | H | 71-67 | W |
| D-16 | Tennessee-Martin..... | 2 | 83-72 | W |
| D-21 | IUPUI..... | 3 | 77-70 | W |
| D-22 | UTEP..... | 3 | 68-58 | W |
| D-29 | Arkansas-Pine Bluff..... | H | 95-53 | W |
| J-2 | Lipscomb..... | H | 75-49 | W |
| J-6 | Tennessee..... | A | 76-82 | L |
| J-9 | Auburn..... | H | 69-65 | W |
| J-12 | #22 Mississippi State..... | H | 66-59 | W |
| J-15 | #12 Kentucky..... | A | 64-87 | L |
| J-19 | Arkansas..... | A | 70-64 | W |
| J-23 | Louisiana State..... | H | 70-55 | W |
| J-26 | South Carolina..... | H | 71-53 | W |
| J-30 | Vanderbilt..... | H | 73-61 | W |
| F-2 | #16 Georgia..... | A | 72-79 | L |
| F-6 | #5 Alabama..... | A | 59-79 | L |
| F-9 | Arkansas..... | H | 79-67 | W |
| F-13 | Auburn..... | A | 62-65 | L |
| F-16 | #6 Florida..... | H | 68-51 | W |
| F-23 | Miss. State..... | A | 59-61 | L |
| F-27 | Louisiana State..... | A | 56-59 | L |
| M-3 | #6 Alabama..... | H | 84-56 | W |

SEC TOURNAMENT

| | | | | |
|-----|---------------------|---|-------|---|
| M-7 | South Carolina..... | 4 | 67-69 | L |
|-----|---------------------|---|-------|---|

NCAA TOURNAMENT

| | | | | |
|------|-----------|---|-------|---|
| M-15 | UCLA..... | 5 | 58-80 | L |
|------|-----------|---|-------|---|

Key to Neutral Sites: 1- Fairbanks, Alaska; 2- Southaven, Miss.; 3- El Paso, Texas; 4- Atlanta, Ga.; 5- Pittsburgh, Pa.

2002-03

SEC WESTERN DIVISION CHAMPIONS
NCAA TOURNAMENT SWEET SIXTEEN

Record: 14-15, 4-12 SEC
Head Coach: Rod Barnes

| | | | | |
|------|--------------------------|---|-------|---|
| N-24 | East Carolina..... | A | 58-65 | L |
| N-27 | Alabama State..... | H | 74-58 | W |
| N-30 | George Mason..... | A | 56-49 | W |
| D-4 | Austin Peay..... | H | 74-46 | W |
| D-14 | VCU..... | H | 82-68 | W |
| D-17 | Louisiana-Monroe..... | H | 80-57 | W |
| D-19 | Memphis..... | A | 51-58 | L |
| D-21 | Nicholls State..... | H | 63-52 | W |
| D-23 | Evansville..... | H | 87-69 | W |
| D-28 | Arkansas-Pine Bluff..... | H | 71-38 | W |
| D-31 | Samford..... | H | 57-49 | W |
| J-8 | South Carolina..... | A | 49-55 | L |
| J-11 | Tennessee..... | H | 64-66 | L |
| J-18 | #23 LSU..... | A | 67-57 | W |
| J-21 | #15 Alabama..... | H | 76-57 | W |
| J-25 | Arkansas..... | H | 73-54 | W |
| J-29 | #21 Miss. State..... | H | 57-58 | L |
| F-1 | Vanderbilt..... | A | 68-76 | L |
| F | | | | |

| | | | | |
|----------------|-------------------------|---|-------|---|
| D-28 | Nicholls State..... | H | 79-46 | W |
| D-30 | Alabama State..... | H | 68-44 | W |
| J-3 | East Carolina..... | H | 65-49 | W |
| J-7 | #22 Miss. State..... | H | 54-61 | L |
| J-10 | Auburn..... | A | 53-80 | L |
| J-17 | Arkansas..... | A | 78-86 | L |
| J-21 | LSU..... | H | 53-49 | W |
| J-24 | Alabama..... | H | 71-60 | W |
| J-28 | #5 Kentucky..... | A | 61-71 | L |
| J-31 | #24 South Carolina..... | H | 79-68 | W |
| F-4 | Georgia..... | A | 51-64 | L |
| F-7 | #7 Miss. State..... | A | 56-80 | L |
| F-14 | Auburn..... | H | 72-68 | W |
| F-18 | Tennessee..... | A | 66-83 | L |
| F-21 | Florida..... | H | 66-81 | L |
| F-25 | Vanderbilt..... | H | 65-77 | L |
| F-28 | Alabama..... | A | 69-84 | L |
| M-3 | LSU..... | A | 45-58 | L |
| M-6 | Arkansas..... | H | 55-45 | W |
| SEC TOURNAMENT | | | | |
| M-11 | Vanderbilt..... | 1 | 50-70 | L |

Key to Neutral Sites: 1- Atlanta, Ga.

2004-05

Record: 14-17, 4-12 SEC
Head Coach: Rod Barnes

| | | | | |
|----------------|---------------------------|-----|-------|---|
| N-14 | South Carolina State..... | 1 | 64-52 | W |
| N-15 | Air Force..... | 1 | 36-60 | L |
| N-16 | Illinois State..... | 1 | 52-70 | L |
| N-19 | Tennessee Tech..... | H | 91-68 | W |
| D-1 | Arkansas State..... | A | 68-70 | L |
| D-4 | Florida State..... | H | 64-69 | L |
| D-11 | Memphis..... | A | 65-53 | W |
| D-13 | Nicholls State..... | H | 87-55 | W |
| D-15 | Troy..... | H | 81-49 | W |
| D-18 | Louisiana-Monroe..... | H | 84-58 | W |
| D-21 | Tennessee-Martin..... | 2/H | 92-64 | W |
| D-29 | VCU..... | A | 63-62 | W |
| D-31 | SE Louisiana..... | H | 64-48 | W |
| J-5 | Arkansas..... | A | 46-69 | L |
| J-8 | #18 Miss. State..... | H | 76-87 | L |
| J-12 | Georgia..... | H | 59-54 | W |
| J-15 | Auburn..... | A | 79-72 | W |
| J-19 | #8 Kentucky..... | H | 50-53 | L |
| J-22 | #22 Alabama..... | H | 58-66 | L |
| J-26 | LSU..... | A | 60-70 | L |
| J-29 | Vanderbilt..... | A | 51-73 | L |
| F-2 | Auburn..... | H | 70-55 | W |
| F-5 | Arkansas..... | H | 65-66 | L |
| F-12 | #17 Alabama..... | A | 45-71 | L |
| F-16 | Florida..... | A | 53-90 | L |
| F-19 | Tennessee..... | H | 60-58 | W |
| F-26 | Miss. State..... | A | 68-71 | L |
| M-2 | LSU..... | H | 53-58 | L |
| M-6 | South Carolina (ot)..... | A | 70-76 | L |
| SEC TOURNAMENT | | | | |
| M-10 | South Carolina..... | 3 | 53-52 | W |
| M-11 | #20 Alabama..... | 3 | 52-69 | L |

Key to Neutral Sites: 1- Milwaukee, Wisc.; 2- Tupelo, Miss.; 3- Atlanta, Ga.

2005-06

Record: 14-16, 4-12 SEC
Head Coach: Rod Barnes

| | | | | |
|------|---------------------------|---|--------|---|
| N-18 | Southern Utah..... | 1 | 69-62 | W |
| N-19 | New Mexico..... | A | 42-95 | L |
| N-20 | South Carolina State..... | 1 | 71-47 | W |
| N-26 | Centenary..... | H | 107-67 | W |
| N-29 | Louisiana-Monroe..... | H | 59-43 | W |
| D-10 | UIC (ot)..... | A | 75-87 | L |
| D-13 | Saint Louis..... | H | 77-64 | W |
| D-15 | Nicholls State..... | H | 69-43 | W |
| D-17 | #5 Memphis..... | H | 49-72 | L |
| D-19 | Arkansas State..... | H | 85-78 | W |
| D-21 | SE Louisiana..... | H | 68-62 | W |
| D-30 | Alcorn State..... | A | 82-69 | W |
| J-3 | Western Carolina..... | H | 65-59 | W |
| J-7 | Alabama..... | A | 71-61 | W |
| J-11 | South Carolina..... | H | 68-63 | W |
| J-14 | Miss. State..... | H | 75-65 | W |
| J-21 | Georgia..... | A | 65-72 | L |
| J-25 | Arkansas..... | A | 58-71 | L |
| J-28 | LSU..... | H | 73-79 | L |
| J-31 | #8 Florida..... | H | 58-69 | L |
| F-4 | #13 Tennessee..... | A | 72-86 | L |
| F-8 | Auburn..... | A | 50-58 | L |
| F-11 | Alabama..... | H | 50-64 | L |

| | | | | |
|----------------|------------------|---|-------|---|
| F-15 | Arkansas..... | H | 73-70 | W |
| F-18 | Miss. State..... | A | 55-84 | L |
| F-22 | Kentucky..... | A | 40-80 | L |
| F-25 | Auburn..... | H | 54-58 | L |
| M-1 | Vanderbilt..... | H | 62-77 | L |
| M-4 | #21 LSU..... | A | 52-55 | L |
| SEC TOURNAMENT | | | | |
| M-9 | Kentucky..... | 2 | 57-71 | L |

Key to Neutral Sites: 1- Albuquerque, N.M.; 2- Nashville, Tenn.

ANDY KENNEDY 245-156 (2007-18)

2006-07 SEC WESTERN DIVISION CHAMPIONS NATIONAL INVITATION TOURNAMENT

Record: 21-13, 8-8 SEC
Head Coach: Andy Kennedy

| | | | | |
|--------------------------------|--------------------------|---|--------|---|
| N-10 | Miss. Valley State..... | H | 72-49 | W |
| N-14 | Louisiana-Lafayette..... | H | 69-54 | W |
| N-17 | Fairfield..... | 1 | 70-67 | W |
| N-18 | Central Arkansas..... | 1 | 75-61 | W |
| N-19 | #21 Connecticut..... | A | 59-77 | L |
| N-22 | Tennessee Tech..... | H | 86-77 | W |
| N-24 | Nicholls..... | H | 100-80 | W |
| N-30 | New Orleans..... | H | 85-77 | W |
| D-9 | #16 Memphis..... | A | 70-82 | L |
| D-12 | Louisiana-Monroe..... | H | 87-53 | W |
| D-16 | South Alabama..... | A | 82-72 | W |
| D-19 | UIC..... | H | 77-64 | W |
| D-22 | Alabama A&M..... | H | 81-57 | W |
| D-30 | Saint Louis..... | A | 56-59 | L |
| J-6 | Kentucky..... | H | 58-68 | L |
| J-10 | Mississippi State..... | A | 67-77 | L |
| J-13 | Arkansas..... | H | 74-72 | W |
| J-17 | #16 LSU..... | A | 55-62 | L |
| J-20 | #1 Florida..... | A | 70-79 | L |
| J-24 | Tennessee..... | H | 83-69 | W |
| J-27 | Vanderbilt..... | A | 80-85 | L |
| J-30 | Mississippi State..... | H | 85-73 | W |
| F-3 | Auburn..... | A | 82-59 | W |
| F-10 | #18 Alabama..... | H | 75-69 | W |
| F-14 | LSU..... | H | 71-70 | W |
| F-17 | Arkansas..... | A | 66-83 | L |
| F-21 | Georgia..... | H | 67-49 | W |
| F-24 | South Carolina..... | A | 63-76 | L |
| F-28 | Alabama..... | A | 58-69 | L |
| M-3 | Auburn..... | H | 83-79 | W |
| SEC TOURNAMENT | | | | |
| M-9 | LSU..... | 2 | 80-60 | W |
| M-10 | #6 Florida..... | 2 | 59-80 | L |
| NATIONAL INVITATION TOURNAMENT | | | | |
| M-14 | Appalachian State..... | H | 73-59 | W |
| M-19 | Clemson..... | A | 68-89 | L |

Key to Neutral Sites: 1- Hartford, Ct.; 2- Atlanta

2007-08

NIT - FINAL FOUR
Record: 24-11, 7-9 SEC
Head Coach: Andy Kennedy

| | | | | |
|------|-------------------------|---|--------|---|
| N-10 | Miss. Valley State..... | H | 97-63 | W |
| N-13 | South Alabama..... | H | 81-78 | W |
| N-16 | Lamar..... | H | 108-70 | W |
| N-24 | Louisiana-Monroe..... | H | 94-70 | W |
| N-27 | Troy..... | H | 102-76 | W |
| D-1 | New Mexico..... | H | 85-77 | W |
| D-8 | UCF..... | A | 76-67 | W |
| D-13 | Winthrop..... | 1 | 76-71 | W |
| D-20 | DePaul..... | 2 | 69-63 | W |
| D-21 | La Salle..... | 2 | 84-77 | W |
| D-22 | #15 Clemson..... | 2 | 85-82 | W |
| D-28 | Southern Miss..... | 3 | 78-58 | W |
| J-2 | Alabama A&M..... | H | 86-50 | W |
| J-9 | #8 Tennessee..... | A | 83-85 | L |
| J-12 | LSU..... | H | 74-71 | W |
| J-16 | Florida..... | H | 89-87 | W |
| J-19 | Auburn..... | A | 77-80 | L |
| J-26 | Mississippi State..... | A | 68-88 | L |
| J-30 | #19 Vanderbilt..... | H | 74-58 | W |
| F-2 | South Carolina..... | H | 77-80 | L |
| F-9 | Arkansas..... | A | 69-75 | L |
| F-11 | Presbyterian..... | H | 66-55 | W |
| F-13 | Alabama..... | A | 67-76 | L |

| | | | | |
|--------------------------------|------------------------|---|-------|---|
| F-16 | Auburn..... | H | 78-90 | L |
| F-20 | Mississippi State..... | H | 74-63 | W |
| F-23 | LSU..... | A | 49-69 | L |
| F-27 | Kentucky..... | A | 54-58 | L |
| M-1 | Alabama..... | H | 91-88 | W |
| M-4 | Arkansas..... | H | 81-72 | W |
| M-8 | Georgia..... | A | 76-62 | W |
| SEC TOURNAMENT | | | | |
| M-13 | Georgia (ot)..... | 4 | 95-97 | L |
| NATIONAL INVITATION TOURNAMENT | | | | |
| M-19 | UC Santa Barbara..... | H | 83-68 | W |
| M-24 | Nebraska (ot)..... | H | 85-75 | W |
| M-26 | Virginia Tech..... | A | 81-72 | W |
| 4-1 | Ohio State..... | 5 | 69-81 | L |

Key to Neutral Sites: 1- Jackson, Miss.; 2- San Juan, Puerto Rico; 3- Southaven, Miss.; 4- Atlanta, Ga.; 5- New York, N.Y.

2008-09

Record: 16-15, 7-9 SEC
Head Coach: Andy Kennedy

| | | | | |
|----------------|------------------------|---|--------|---|
| N-14 | Arkansas State..... | H | 65-52 | W |
| N-18 | South Alabama..... | H | 89-71 | W |
| N-21 | Utah..... | 1 | 72-83 | L |
| N-23 | Marshall..... | 1 | 82-78 | W |
| N-26 | UCF..... | H | 78-46 | W |
| N-29 | Morgan State..... | H | 78-70 | W |
| D-3 | West Virginia..... | H | 78-80 | L |
| D-6 | New Orleans..... | A | 78-65 | W |
| D-13 | New Mexico..... | A | 70-103 | L |
| D-15 | Alabama State..... | H | 85-81 | W |
| D-18 | #9 Louisville..... | 2 | 68-77 | L |
| D-22 | Florida A&M..... | H | 86-63 | W |
| D-30 | Southern Miss..... | 3 | 59-78 | L |
| J-3 | Nicholls..... | H | 53-41 | W |
| J-10 | Florida..... | A | 68-78 | L |
| J-14 | Arkansas..... | H | 74-65 | W |
| J-17 | LSU..... | H | 51-83 | L |
| J-21 | Alabama..... | A | 73-76 | L |
| J-24 | South Carolina..... | A | 71-82 | L |
| J-27 | #24 Kentucky..... | H | 85-80 | W |
| J-31 | Mississippi State..... | A | 67-63 | W |
| F-4 | Auburn..... | H | 78-59 | W |
| F-7 | Vanderbilt..... | A | 61-71 | L |
| F-14 | LSU..... | A | 66-73 | L |
| F-18 | Tennessee..... | H | 81-65 | W |
| F-21 | Georgia..... | H | 69-47 | W |
| F-25 | Auburn..... | A | 64-77 | L |
| F-28 | Alabama..... | H | 69-90 | L |
| M-4 | Arkansas (ot)..... | A | 98-91 | W |
| M-7 | Mississippi State..... | H | 80-82 | L |
| SEC TOURNAMENT | | | | |
| M-12 | Kentucky..... | 4 | 58-71 | L |

Key to Neutral Sites: 1- Daytona Beach, Fla.; 2- Cincinnati, Ohio; 3- Biloxi, Miss.; 4- Tampa, Fla.

2009-10 SEC WESTERN DIVISION CHAMPIONS NIT - FINAL FOUR

Record: 24-11, 9-7 SEC
Head Coach: Andy Kennedy

| | | | | |
|------|------------------------------|---|--------|---|
| N-13 | UALR..... | H | 92-64 | W |
| N-16 | Alabama State..... | H | 90-53 | W |
| N-19 | Indiana..... | 1 | 89-71 | W |
| N-20 | Kansas State..... | 1 | 86-74 | W |
| N-22 | #5 Villanova..... | 1 | 67-79 | L |
| N-29 | Tex. A&M-Corpus Christi..... | H | 73-58 | W |
| D-2 | Arkansas State..... | A | 79-57 | W |
| D-5 | Southern Miss..... | H | 81-79 | W |
| D-12 | McNeese State..... | H | 83-67 | W |
| D-16 | UTEP (ot)..... | 2 | 91-81 | W |
| D-19 | Centenary..... | H | 108-64 | W |
| D-23 | #6 West Virginia..... | A | 66-76 | L |
| D-29 | Jacksonville State..... | H | 90-75 | W |
| J-5 | UCF..... | H | 84-56 | W |
| J-9 | Mississippi State..... | H | 75-80 | L |
| J-13 | Georgia..... | A | 80-76 | W |
| J-16 | #9 Tennessee (ot)..... | A | 69-71 | L |
| J-20 | South Carolina..... | H | 66-57 | W |
| J-23 | LSU..... | A | 73-63 | W |
| J-28 | Auburn..... | A | 84-74 | W |
| J-31 | Arkansas..... | H | 73-80 | L |
| F-2 | #3 Kentucky..... | A | 75-85 | L |
| F-6 | Alabama..... | H | 74-67 | W |
| F-11 | Mississippi State..... | A | 63-71 | L |
| F-18 | #17 Vanderbilt..... | H | 78-82 | L |

| | | | | |
|--------------------------------|-----------------------|---|-------|---|
| F-20 | Florida..... | H | 61-64 | L |
| F-24 | Auburn..... | H | 85-75 | W |
| F-27 | Alabama..... | A | 76-73 | W |
| M-4 | LSU..... | H | 72-59 | W |
| M-6 | Arkansas..... | A | 68-66 | W |
| SEC TOURNAMENT | | | | |
| M-12 | #13 Tennessee..... | 3 | 65-76 | L |
| NATIONAL INVITATION TOURNAMENT | | | | |
| M-17 | Troy..... | H | 84-65 | W |
| M-19 | Memphis..... | H | 90-81 | W |
| M-23 | Texas Tech (2ot)..... | H | 90-87 | W |
| M-30 | Dayton..... | 4 | 63-68 | L |

Key to Neutral Sites: 1- San Juan, Puerto Rico; 2- Southaven, Miss.; 3- Nashville, Tenn.; 4- New York, N.Y.

2010-11 NATIONAL INVITATION TOURNAMENT

Record: 20-14, 7-9 SEC
Head Coach: Andy Kennedy

| | | | | |
|--------------------------------|----------------------------|---|--------|---|
| N-12 | Arkansas State..... | H | 68-60 | W |
| N-17 | Murray State..... | H | 77-61 | W |
| N-20 | Dayton (ot)..... | H | 71-78 | L |
| N-26 | Penn State..... | H | 84-71 | W |
| N-30 | Miami (Fla.)..... | A | 73-86 | L |
| D-4 | Southern Miss..... | H | 86-81 | W |
| D-11 | UALR..... | A | 84-70 | W |
| D-13 | Mississippi Valley St..... | H | 101-69 | W |
| D-18 | ETSU..... | H | 71-50 | W |
| D-22 | Texas State..... | 1 | 83-72 | W |
| D-23 | Colorado State..... | 1 | 61-68 | L |
| D-24 | Saint Louis..... | 1 | 69-61 | W |
| D-30 | Alcorn State..... | H | 100-62 | W |
| J-2 | Southeastern La..... | H | 68-59 | W |
| J-5 | SMU..... | A | 75-57 | W |
| J-8 | Florida..... | A | 71-77 | L |
| J-13 | Mississippi State..... | H | 64-69 | L |
| J-15 | #24 Georgia..... | H | 76-98 | L |
| J-19 | Vanderbilt..... | A | 74-84 | L |
| J-22 | LSU..... | A | 78-51 | W |
| J-29 | Tennessee..... | H | 57-74 | L |
| F-1 | #10 Kentucky..... | H | 71-69 | W |
| F-5 | Arkansas..... | A | 69-60 | W |
| F-9 | LSU..... | H | 66-60 | W |
| F-12 | Alabama..... | A | 64-74 | L |
| F-16 | Auburn..... | H | 90-59 | W |
| F-19 | Mississippi State..... | A | 58-71 | L |
| F-22 | South Carolina..... | A | 73-79 | L |
| F-26 | Alabama..... | H | 68-63 | W |
| M-2 | Auburn..... | A | 73-76 | L |
| M-5 | Arkansas..... | H | 84-74 | W |
| SEC TOURNAMENT | | | | |
| M-10 | South Carolina..... | 2 | 66-55 | W |
| M-11 | #15 Kentucky..... | 2 | 66-75 | L |
| NATIONAL INVITATION TOURNAMENT | | | | |
| M-16 | California..... | A | 74 | |

| | | | |
|------|-----------------------------|--------|---|
| F-9 | #18 Mississippi State.....A | 60-70 | L |
| F-11 | Auburn.....H | 61-54 | W |
| F-16 | Vanderbilt.....H | 76-102 | L |
| F-18 | #1 Kentucky.....A | 62-77 | L |
| F-22 | Tennessee.....A | 60-73 | L |
| F-25 | LSU.....H | 72-48 | W |
| F-28 | Arkansas.....A | 77-75 | W |
| M-3 | Alabama.....H | 60-51 | W |

SEC TOURNAMENT

| | | | |
|------|----------------------|-------|---|
| M-8 | Auburn.....3 | 68-54 | W |
| M-9 | Tennessee (ot).....3 | 77-72 | W |
| M-10 | Vanderbilt.....3 | 53-65 | L |

NATIONAL INVITATION TOURNAMENT

| | | | |
|------|---------------------------|-------|---|
| M-14 | Illinois State (ot).....H | 93-96 | L |
|------|---------------------------|-------|---|

Key to Neutral Sites: 1- St. Thomas, U.S. Virgin Islands; 2- Southaven, Miss.; 3- New Orleans, La.

| | | | |
|------|-------------------------|--------|---|
| J-22 | Vanderbilt.....A | 63-52 | W |
| J-25 | Mississippi State.....H | 82-63 | W |
| J-29 | Tennessee.....A | 70-86 | L |
| F-1 | South Carolina.....H | 75-71 | W |
| F-4 | Kentucky.....A | 64-80 | L |
| F-8 | Missouri.....H | 91-88 | W |
| F-11 | Alabama.....A | 64-67 | L |
| F-15 | Georgia.....A | 60-61 | L |
| F-18 | Kentucky.....H | 70-84 | L |
| F-22 | Florida.....H | 71-75 | L |
| F-26 | Alabama.....H | 79-67 | W |
| M-1 | Texas A&M.....A | 60-71 | L |
| M-5 | Arkansas.....A | 80-110 | L |
| M-8 | Vanderbilt.....H | 65-62 | W |

SEC TOURNAMENT

| | | | |
|------|-------------------------|-------|---|
| M-13 | Mississippi State.....2 | 78-66 | W |
| M-14 | Georgia.....2 | 73-75 | L |

Key to Neutral Sites: 1- Brooklyn, N.Y.; 2- Atlanta, Ga.
% = SEC/Big 12 Challenge

| | | | |
|------|-------------------------------|-------|---|
| J-19 | #18 South Carolina (ot).....H | 74-77 | L |
| J-23 | Mississippi State.....A | 77-83 | L |
| J-27 | Auburn.....H | 80-63 | W |
| J-30 | %Kansas State.....H | 64-69 | L |
| F-3 | Missouri.....A | 76-73 | W |
| F-6 | Vanderbilt.....H | 85-78 | W |
| F-9 | Florida.....A | 72-77 | L |
| F-13 | Arkansas.....H | 76-60 | W |
| F-16 | #24 Texas A&M.....A | 56-71 | L |
| F-20 | Auburn.....A | 69-59 | W |
| F-23 | Missouri.....H | 85-76 | W |
| F-27 | Georgia.....A | 66-80 | L |
| M-2 | Mississippi State.....H | 86-78 | W |
| M-5 | Tennessee.....A | 83-60 | W |

SEC TOURNAMENT

| | | | |
|------|---------------|-------|---|
| M-10 | Alabama.....2 | 73-81 | L |
|------|---------------|-------|---|

Key to Neutral Sites: 1- Charleston, S.C.; 2- Atlanta, Ga.
% = SEC/Big 12 Challenge

| | | | |
|------|-------------------------|-------|----|
| J-20 | Arkansas.....A | 93-97 | L |
| J-23 | Alabama.....H | 78-66 | W |
| J-27 | %Texas.....A | 72-85 | L |
| J-30 | #11 Auburn.....H | 70-79 | L |
| F-3 | #18 Tennessee.....A | 61-94 | L |
| F-6 | Missouri.....H | 69-75 | L |
| F-10 | LSU.....A | 66-82 | L |
| F-13 | Arkansas.....H | 64-75 | L |
| F-17 | Mississippi State.....A | 62-79 | L |
| F-20 | Missouri (ot).....A | 90-87 | W* |
| F-24 | #19 Tennessee.....H | 65-73 | L* |
| F-28 | #23 Kentucky.....A | 78-96 | L* |
| M-3 | Vanderbilt.....H | 69-82 | L* |

SEC TOURNAMENT

| | | | |
|-----|----------------------|-------|----|
| M-7 | South Carolina.....2 | 84-85 | L* |
|-----|----------------------|-------|----|

Key to Neutral Sites: 1- Las Vegas.; 2- St. Louis, Mo.

% = SEC/Big 12 Challenge
*Tony Madlock served as interim head coach

2012-13

**SEC TOURNAMENT CHAMPIONS
NCAA TOURNAMENT THIRD ROUND**

Record: 27-9, 12-6 SEC

Head Coach: Andy Kennedy

| | | | |
|------|--------------------------------|-------|---|
| N-9 | Mississippi Valley State.....H | 93-57 | W |
| N-13 | Coastal Carolina.....H | 90-72 | W |
| N-16 | UALR.....H | 92-52 | W |
| N-20 | McNeese State.....H | 76-50 | W |
| N-23 | Lipscomb.....H | 91-45 | W |
| D-1 | %Rutgers.....H | 80-67 | W |
| D-8 | Middle Tennessee.....A | 62-65 | L |
| D-14 | ETSU.....H | 77-55 | W |
| D-19 | Loyola Marymount.....A | 73-70 | W |
| D-22 | Indiana State (ot).....1 | 85-87 | L |
| D-23 | San Francisco.....1 | 85-78 | W |
| D-25 | Hawaii.....1 | 81-66 | W |
| J-4 | Fordham.....H | 95-68 | W |
| J-9 | Tennessee.....A | 92-74 | W |
| J-12 | #10 Missouri.....H | 64-49 | W |
| J-15 | Vanderbilt (ot).....A | 89-79 | W |
| J-19 | Arkansas.....H | 76-64 | W |
| J-24 | Tennessee.....H | 62-56 | W |
| J-26 | Auburn.....A | 63-61 | W |
| J-29 | Kentucky.....H | 74-87 | L |
| F-2 | #4 Florida.....A | 64-78 | L |
| F-6 | Mississippi State.....H | 93-75 | W |
| F-9 | #21 Missouri.....A | 79-98 | L |
| F-13 | Texas A&M.....A | 67-69 | L |
| F-16 | Georgia (ot).....H | 84-74 | W |
| F-20 | South Carolina.....A | 62-63 | L |
| F-23 | Auburn.....H | 88-55 | W |
| F-27 | Texas A&M.....H | 82-73 | W |
| M-2 | Mississippi State.....A | 67-73 | L |
| M-5 | Alabama.....H | 87-83 | W |
| M-9 | LSU.....A | 81-67 | W |

SEC TOURNAMENT

| | | | |
|------|-------------------|-------|---|
| M-15 | Missouri.....2 | 64-62 | W |
| M-16 | Vanderbilt.....2 | 64-52 | W |
| M-17 | #13 Florida.....2 | 66-63 | W |

NCAA TOURNAMENT

| | | | |
|------|---------------------|-------|---|
| M-22 | #18 Wisconsin.....3 | 57-46 | W |
| M-24 | LaSalle.....3 | 74-76 | L |

Key to Neutral Sites: 1- Honolulu, Hawaii; 2- Nashville, Tenn.; 3- Kansas City, Mo.
% = SEC/Big East Challenge

2014-15

NCAA TOURNAMENT SECOND ROUND

Record: 21-13, 11-7 SEC

Head Coach: Andy Kennedy

| | | | |
|------|---------------------------|-------|---|
| N-14 | Charleston Southern.....H | 66-65 | L |
| N-17 | Troy.....A | 74-64 | W |
| N-20 | Southern.....H | 69-38 | W |
| N-23 | Northern Arizona.....H | 80-74 | W |
| N-28 | #23 Creighton.....1 | 75-68 | W |
| N-29 | Cincinnati.....1 | 66-54 | W |
| D-4 | %TCU.....H | 54-66 | L |
| D-7 | Oregon (ot).....A | 79-73 | W |
| D-13 | Western Kentucky.....H | 74-81 | L |
| D-18 | Coastal Carolina.....H | 71-68 | W |
| D-22 | Southeast Missouri.....2 | 82-51 | W |
| D-30 | Dayton.....A | 74-78 | L |
| J-3 | Austin Peay.....H | 92-63 | W |
| J-6 | #1 Kentucky (ot).....A | 86-89 | L |
| J-10 | South Carolina.....H | 65-49 | W |
| J-14 | LSU.....H | 71-75 | L |
| J-17 | #19 Arkansas.....A | 82-96 | W |
| J-20 | Georgia.....A | 64-69 | L |
| J-24 | Florida.....H | 72-71 | W |
| J-28 | Mississippi State.....H | 79-73 | W |
| J-31 | Missouri.....A | 67-47 | W |
| F-4 | Texas A&M.....H | 69-59 | W |
| F-7 | Auburn.....A | 86-79 | W |
| F-12 | Florida.....A | 62-61 | L |
| F-14 | Arkansas.....H | 70-71 | L |
| F-19 | Mississippi State.....A | 71-65 | W |
| F-21 | Tennessee.....H | 59-57 | W |
| F-25 | Georgia.....H | 72-76 | L |
| F-28 | LSU.....A | 63-73 | L |
| M-3 | Alabama.....A | 82-74 | W |
| M-7 | Vanderbilt.....H | 77-86 | L |

SEC TOURNAMENT

| | | | |
|------|----------------------|-------|---|
| M-12 | South Carolina.....3 | 60-58 | L |
|------|----------------------|-------|---|

NCAA TOURNAMENT

| | | | |
|------|--------------|-------|---|
| M-17 | BYU.....4 | 94-90 | W |
| M-19 | Xavier.....5 | 76-57 | L |

Key to Neutral Sites: 1- Destin, Fla.; 2- Southaven, Miss.; 3- Nashville, Tenn.; 4- Dayton, Ohio; 5- Jacksonville, Fla.

2015-16

Record: 20-12, 10-8 SEC

Head Coach: Andy Kennedy

| | | | |
|------|-----------------------------|-------|---|
| N-13 | Northwestern State.....H | 90-76 | W |
| N-16 | Georgia Southern.....H | 82-72 | W |
| N-19 | George Mason.....1 | 62-68 | L |
| N-20 | Towson.....1 | 76-60 | W |
| N-22 | Seton Hall.....1 | 63-75 | L |
| N-25 | Georgia State.....H | 68-59 | W |
| N-28 | Bradley.....A | 67-54 | W |
| D-5 | Massachusetts.....A | 74-64 | W |
| D-12 | Southeastern Missouri.....H | 75-64 | W |
| D-15 | Louisiana Tech.....H | 99-80 | W |
| D-18 | Memphis.....A | 85-79 | W |
| D-22 | Troy (ot).....H | 83-80 | W |
| J-2 | #11 Kentucky.....A | 61-83 | L |
| J-7 | Alabama.....H | 74-66 | W |
| J-9 | Georgia.....H | 72-71 | W |
| J-13 | LSU.....A | 81-90 | L |
| J-16 | Florida.....H | 71-80 | L |

2016-17

NATIONAL INVITATION TOURNAMENT

Record: 22-14, 10-8 SEC

Head Coach: Andy Kennedy

| | | | |
|------|------------------------------|-------|---|
| N-11 | UT Martin.....H | 86-83 | W |
| N-14 | UMass.....H | 90-88 | W |
| N-18 | Oral Roberts (ot).....1 | 95-88 | W |
| N-20 | Saint Joseph's.....1 | 81-68 | W |
| N-21 | #12 Creighton.....1 | 77-86 | L |
| N-24 | Montana.....H | 86-81 | W |
| N-30 | Middle Tennessee.....H | 62-77 | L |
| D-3 | Memphis.....H | 85-77 | W |
| D-11 | Virginia Tech.....A | 75-80 | L |
| D-15 | Murray State.....H | 78-73 | W |
| D-19 | Bradley.....H | 66-49 | W |
| D-22 | South Alabama.....H | 92-58 | W |
| D-29 | #8 Kentucky.....H | 76-99 | L |
| J-3 | #24 Florida.....A | 63-70 | L |
| J-7 | Auburn.....H | 88-85 | W |
| J-11 | Georgia.....H | 47-69 | L |
| J-14 | South Carolina.....A | 56-67 | L |
| J-17 | Tennessee.....H | 80-69 | W |
| J-21 | Missouri.....A | 75-71 | W |
| J-25 | Texas A&M.....H | 76-80 | L |
| J-28 | % #5 Baylor.....H | 75-78 | L |
| J-31 | Mississippi State.....H | 88-61 | W |
| F-4 | Vanderbilt.....A | 81-74 | W |
| F-8 | Tennessee.....A | 66-75 | L |
| F-11 | Auburn.....H | 90-84 | W |
| F-14 | LSU.....H | 96-76 | W |
| F-18 | Arkansas.....A | 80-98 | L |
| F-21 | Mississippi State (ot).....A | 87-82 | W |
| F-25 | Missouri.....H | 80-77 | W |
| M-1 | Alabama.....A | 55-70 | L |
| M-4 | South Carolina.....H | 75-70 | W |

SEC TOURNAMENT

| | | | |
|------|----------------|-------|---|
| M-9 | Missouri.....2 | 86-74 | W |
| M-10 | Arkansas.....2 | 72-73 | L |

NIT Tournament

| | | | |
|------|--------------------|-------|---|
| M-14 | Monmouth.....A | 91-83 | W |
| M-18 | Syracuse.....A | 85-80 | W |
| M-21 | Georgia Tech.....H | 66-74 | L |

Key to Neutral Sites: 1- U.S. Virgin Islands; 2- Nashville, Tenn.
% = SEC/Big 12 Challenge

2017-18

Record: 12-20, 5-13 SEC

Head Coach: Andy Kennedy

| | | | |
|------|--------------------------------|--------|---|
| N-10 | Louisiana.....H | 94-76 | W |
| N-13 | Eastern Kentucky.....H | 85-75 | W |
| N-17 | Georgia State.....H | 77-72 | W |
| N-20 | Utah.....1 | 74-83 | L |
| N-22 | Rice.....1 | 79-62 | W |
| N-28 | South Dakota State (ot).....H | 97-99 | L |
| D-2 | Virginia Tech (ot).....H | 80-83 | L |
| D-9 | Middle Tennessee.....A | 58-77 | L |
| D-13 | Sam Houston State.....H | 82-69 | W |
| D-16 | Illinois State (ot).....H | 97-101 | L |
| D-19 | Texas A&M-Corpus Christi.....H | 85-63 | W |
| D-22 | Bradley.....H | 82-59 | W |
| D-31 | South Carolina.....H | 74-69 | W |
| J-3 | Georgia.....A | 60-71 | L |
| J-6 | Mississippi State.....H | 64-58 | W |
| J-9 | #22 Auburn.....A | 70-85 | L |
| J-13 | Florida.....H | 78-72 | W |
| J-16 | Texas A&M.....A | 69-71 | L |

KERMIT DAVIS

20-13 (2019-Present)

2018-19

NCAA TOURNAMENT FIRST ROUND

Record: 20-13, 10-8 SEC

Head Coach: Kermit Davis

| | | | |
|------|------------------------------|-------|---|
| N-10 | Western Michigan.....H | 90-64 | W |
| N-16 | Butler.....A | 76-83 | L |
| N-20 | Nicholls.....H | 75-55 | W |
| N-23 | Baylor.....1 | 78-70 | W |
| N-24 | Cincinnati.....1 | 57-71 | L |
| N-28 | San Diego.....H | 93-86 | W |
| D-1 | Louisiana-Monroe.....H | 83-60 | W |
| D-8 | Illinois State.....A | 81-74 | W |
| D-12 | Southeastern Louisiana.....2 | 69-47 | W |
| D-16 | Chattanooga.....H | 90-70 | W |
| D-21 | Middle Tennessee.....3 | 74-56 | W |
| D-29 | Florida Gulf Coast.....H | 87-57 | W |
| J-5 | Vanderbilt.....A | 81-71 | W |
| J-9 | #10 Auburn.....H | 82-67 | W |
| J-12 | #14 Mississippi State.....A | 81-77 | W |
| J-15 | LSU.....H | 69-83 | L |
| J-19 | Arkansas.....H | 84-67 | W |
| J-22 | Alabama.....A | 53-74 | L |
| J-26 | %#24 Iowa State.....H | 73-87 | L |
| J-30 | Florida (ot).....A | 86-90 | L |
| F-2 | #21 Mississippi State.....H | 75-81 | L |
| F-6 | Texas A&M.....H | 75-71 | W |
| F-9 | Georgia.....A | 80-64 | W |
| F-13 | Auburn.....A | 60-55 | W |
| F-16 | Missouri.....H | 75-65 | W |
| F-19 | South Carolina.....A | 64-79 | L |
| F-23 | Georgia.....H | 72-71 | W |
| F-27 | #6 Tennessee.....H | 71-73 | L |
| M-2 | Arkansas.....A | 73-74 | L |
| M-5 | #5 Kentucky.....H | 76-80 | L |
| M-9 | Missouri.....A | 73-68 | W |

SEC TOURNAMENT

| | | | |
|------|---------------|-------|---|
| M-14 | Alabama.....3 | 57-62 | L |
|------|---------------|-------|---|

NCAA TOURNAMENT

| | | | |
|------|----------------|-------|---|
| M-22 | Oklahoma.....4 | 72-95 | L |
|------|----------------|-------|---|

Key to Neutral Sites: 1- Destin, Fla.; 2- Jackson, Miss.; 3 - Nashville, Tenn.; 4 - Columbia, S.C.
% = SEC/Big 12 Challenge

2019-20

Record: 15-17, 6-12 SEC

Head Coach: Kermit Davis

| | |
|-----|-----|
| N-8 | Ark |
|-----|-----|

| | | | | | | | | | |
|------|------------------------|---|--------|---|------|--------------------------|---|-------|---|
| J-11 | Arkansas..... | H | 72-76 | L | J-26 | Arkansas..... | H | 55-64 | L |
| J-14 | Florida..... | A | 55-71 | L | J-29 | % Kansas State..... | H | 67-56 | W |
| J-18 | LSU..... | H | 76-80 | L | F-1 | #25 LSU..... | A | 76-72 | W |
| J-21 | Tennessee..... | A | 48-73 | L | F-5 | Florida (ot)..... | A | 57-62 | L |
| J-25 | Georgia..... | A | 70-60 | W | F-9 | Alabama..... | H | 83-97 | L |
| J-28 | #16 Auburn (2ot)..... | H | 82-83 | L | F-12 | Missouri..... | A | 68-74 | L |
| F-1 | #22 LSU..... | A | 63-73 | L | F-15 | South Carolina (ot)..... | H | 74-77 | L |
| F-5 | South Carolina..... | H | 84-70 | W | F-19 | Georgia..... | A | 85-68 | W |
| F-8 | Florida..... | H | 68-51 | W | F-23 | #3 Auburn..... | A | 64-77 | L |
| F-11 | Mississippi State..... | H | 83-58 | W | F-26 | Texas A&M..... | H | 66-76 | L |
| F-15 | #12 Kentucky..... | A | 62-67 | L | M-1 | #6 Kentucky..... | A | 72-83 | L |
| F-18 | Missouri..... | A | 68-71 | L | M-5 | Vanderbilt..... | H | 61-63 | L |
| F-22 | Alabama..... | H | 78-103 | L | | | | | |
| F-25 | #15 Auburn..... | A | 58-67 | L | | SEC TOURNAMENT | | | |
| F-29 | Vanderbilt..... | H | 86-60 | W | M-9 | Missouri..... | 3 | 60-72 | L |
| M-4 | Missouri..... | H | 75-67 | W | | | | | |
| M-7 | Mississippi State..... | A | 44-69 | L | | | | | |
| | SEC TOURNAMENT | | | | | | | | |
| M-11 | Georgia..... | 3 | 63-81 | L | | | | | |

Key to Neutral Sites: 1- Brooklyn, N.Y.; 2- Jackson, Miss.; 3- Nashville, Tenn.

2020-21

NATIONAL INVITATION TOURNAMENT

Record: 16-12, 10-8 SEC
Head Coach: Kermit Davis

| | | | | |
|------|------------------------|---|-------|---|
| D-10 | Jackson State..... | H | 80-45 | W |
| D-12 | UNCW..... | H | 78-58 | W |
| D-14 | Central Arkansas..... | H | 68-54 | W |
| D-16 | Middle Tennessee..... | A | 70-51 | W |
| D-19 | Dayton..... | A | 62-65 | L |
| D-22 | UT Martin..... | H | 90-43 | W |
| D-29 | Alabama..... | A | 64-82 | L |
| J-2 | Wichita State..... | H | 79-83 | L |
| J-6 | Auburn..... | H | 72-61 | W |
| J-9 | LSU..... | H | 61-75 | L |
| J-12 | Florida..... | A | 63-72 | L |
| J-16 | Georgia..... | H | 74-78 | L |
| J-19 | Mississippi State..... | A | 64-46 | W |
| J-23 | Texas A&M..... | H | 61-50 | W |
| J-27 | Arkansas..... | A | 59-74 | L |
| J-30 | Georgia..... | A | 61-71 | L |
| F-2 | #10 Tennessee..... | H | 52-50 | W |
| F-6 | Auburn (ot)..... | A | 86-84 | W |
| F-10 | #10 Missouri..... | H | 80-59 | W |
| F-13 | South Carolina..... | A | 81-74 | W |
| F-20 | Mississippi State..... | H | 56-66 | L |
| F-23 | #24 Missouri..... | A | 60-53 | W |
| F-27 | Vanderbilt..... | A | 70-75 | L |
| M-2 | Kentucky..... | H | 70-62 | W |
| M-6 | Vanderbilt..... | H | 56-46 | W |

SEC TOURNAMENT

| | | | | |
|------|---------------------|---|-------|---|
| M-11 | South Carolina..... | 1 | 76-59 | W |
| M-12 | LSU..... | 1 | 73-76 | L |

NATIONAL INVITATION TOURNAMENT

| | | | | |
|------|---------------------|---|-------|---|
| M-19 | Louisiana Tech..... | 2 | 61-70 | L |
|------|---------------------|---|-------|---|

Key to Neutral Sites: 1- Nashville, Tenn.; 2 - Frisco, Texas

2021-22

Record: 13-19, 4-14 SEC
Head Coach: Kermit Davis

| | | | | |
|------|-------------------------------|---|-------|---|
| N-9 | New Orleans..... | H | 82-61 | W |
| N-12 | Charleston Southern..... | H | 93-68 | W |
| N-18 | Marquette..... | 1 | 72-78 | L |
| N-19 | Elon..... | 1 | 74-56 | W |
| N-21 | Boise State..... | 1 | 50-60 | L |
| N-26 | Mississippi Valley State..... | H | 73-58 | W |
| N-30 | Rider..... | H | 75-51 | W |
| D-4 | #18 Memphis..... | H | 67-63 | W |
| D-11 | Western Kentucky..... | 2 | 48-71 | L |
| D-15 | Middle Tennessee..... | H | 62-52 | W |
| D-18 | Dayton..... | H | 76-68 | W |
| D-21 | Samford..... | H | 73-75 | L |
| J-5 | #18 Tennessee (ot)..... | A | 60-66 | L |
| J-8 | Mississippi State..... | H | 82-72 | W |
| J-11 | Texas A&M..... | A | 51-67 | L |
| J-15 | #4 Auburn..... | H | 71-80 | L |
| J-18 | Missouri..... | H | 53-78 | L |
| J-22 | Mississippi State..... | A | 60-78 | L |
| J-24 | Florida..... | H | 70-54 | W |

Ole Miss

MEN'S BASKETBALL

2022-23 SCHEDULE

- NOV. 1 VS. WEST GEORGIA (EXH.)**
- NOV. 7 VS. ALCORN STATE**
- NOV. 11 VS. FLORIDA ATLANTIC**
- NOV. 15 VS. CHATTANOOGA**
- NOV. 18 VS. UT MARTIN**
- NOV. 24-27 AT ESPN EVENTS INV.**
- DEC. 3 AT MEMPHIS**
- DEC. 10 VS. VALPARAISO**
- DEC. 14 VS. UCF**
- DEC. 17 VS. TEMPLE**
- DEC. 20 VS. NORTH ALABAMA**
- DEC. 28 VS. TENNESSEE**
- JAN. 3 AT ALABAMA**
- JAN. 7 AT MSU**
- JAN. 10 VS. AUBURN**
- JAN. 14 VS. GEORGIA**
- JAN. 17 AT SOUTH CAROLINA**
- JAN. 21 AT ARKANSAS**
- JAN. 24 VS. MISSOURI**
- JAN. 28 AT OKLAHOMA STATE**
- JAN. 31 VS. KENTUCKY**
- FEB. 4 AT VANDERBILT**
- FEB. 7 AT GEORGIA**
- FEB. 11 VS. SOUTH CAROLINA**
- FEB. 15 AT FLORIDA**
- FEB. 18 VS. MSU**
- FEB. 22 AT AUBURN**
- FEB. 25 VS. LSU**
- FEB. 28 VS. TEXAS A&M**
- MARCH 4 AT MISSOURI**
- MARCH 8-12 SEC TOURNAMENT**

