

R A I N B O W W A R R I O R F O O T B A L L

# HAWAII



# 20 23

B R A D D A H H O O D



**CAREER ACCOLADES**

**FIRST-TEAM ALL-WAC (2004)  
SECOND-TEAM ALL-WAC (2002)  
2X HAWAII BOWL MVP (2003 & 2004)  
WAC FRESHMAN OF THE YEAR (2000)**

**JOHNNY UNITAS AWARD FINALIST (2004)  
SET NCAA PASSING YARDS RECORD  
17,072 CAREER PASSING YARDS  
SET NCAA RECORD FOR TOTAL OFFENSE  
16,901 YARDS OF TOTAL OFFENSE  
117 PASSING TOUCHDOWNS  
36 GAMES WITH 300 PASSING YARDS  
11 GAMES WITH 400+ PASSING YARDS  
37 MULTIPLE-TOUCHDOWN GAMES  
CAREER BEST 534 YARDS (2003)**

**TIMMY  
TIO**

# TABLE OF CONTENTS

Table of Contents \_\_\_\_\_ 1

## 2 RAINBOW WARRIOR FOOTBALL

Quick Facts \_\_\_\_\_ 2-3  
 Numerical Roster \_\_\_\_\_ 4-5  
 Alphabetical Roster \_\_\_\_\_ 6  
 2023 Newcomer Breakdown \_\_\_\_\_ 7  
 Pronunciation Guide \_\_\_\_\_ 8  
 2023 Roster Breakdown \_\_\_\_\_ 8-9  
 2022 Final Statistics \_\_\_\_\_ 10-14  
 2022 Game Recaps & Statistics \_\_\_\_\_ 15-27

## 28 RECORDS

Career Leaders \_\_\_\_\_ 28-31  
 Career Charts \_\_\_\_\_ 32-36  
 Single-Season Charts \_\_\_\_\_ 37-39  
 Yearly Leaders \_\_\_\_\_ 40-45  
 Single-Game Records \_\_\_\_\_ 46-51  
 Passing \_\_\_\_\_ 52-53  
 Rushing \_\_\_\_\_ 54-55  
 Receiving \_\_\_\_\_ 56-57  
 Total Offense \_\_\_\_\_ 58  
 All-Purpose \_\_\_\_\_ 58  
 Scoring \_\_\_\_\_ 59  
 Special Teams \_\_\_\_\_ 60-61  
 Defensive \_\_\_\_\_ 61  
 Team Records \_\_\_\_\_ 62-65  
 All-Time Shutouts \_\_\_\_\_ 65  
 Top Team Performances \_\_\_\_\_ 66  
 Longest Plays \_\_\_\_\_ 67  
 Margins \_\_\_\_\_ 68-69  
 Attendance/Overtime Games \_\_\_\_\_ 70  
 Streaks \_\_\_\_\_ 71  
 Top Mountain West Performances \_\_\_\_\_ 72-73  
 NCAA Records \_\_\_\_\_ 74-75  
 Opponent Records \_\_\_\_\_ 76-77  
 Quarterback Debuts/Starts \_\_\_\_\_ 78-79  
 100-Yard Rushing Performances \_\_\_\_\_ 80-81  
 100-Yard Receiving Performances \_\_\_\_\_ 82-84  
 300-Yard Passing Performances \_\_\_\_\_ 84-85

## 86 HISTORY

History of Hawai'i Football \_\_\_\_\_ 86-91  
 Bowl Games  
     Bowl Game History \_\_\_\_\_ 92  
     Bowl Appearances \_\_\_\_\_ 93-99  
     Bowl Game Records \_\_\_\_\_ 100-101  
 National Appearances  
     National Television \_\_\_\_\_ 102  
     National Rankings \_\_\_\_\_ 103  
 Coaches & Players  
     All-Time Head Coaches \_\_\_\_\_ 104  
     All-Time Assistant Coaches \_\_\_\_\_ 105  
     All-Time Letterwinners \_\_\_\_\_ 106-113  
 Stats & Results  
     Year-by-Year Statistics \_\_\_\_\_ 114-117  
     Year-by-Year Results \_\_\_\_\_ 118-121  
     All-Time Series Records \_\_\_\_\_ 122  
     All-Time Versus Conferences \_\_\_\_\_ 123  
     All-Time Series Results \_\_\_\_\_ 124-130  
     Largest Comebacks \_\_\_\_\_ 130  
     Homecoming Results \_\_\_\_\_ 131  
     All-Time Results \_\_\_\_\_ 132-144  
     Memorable Games at Aloha Stadium \_\_\_\_\_ 145  
 Awards and Honors  
     All-Americans \_\_\_\_\_ 146-151  
     Distinguished Alumni \_\_\_\_\_ 152  
     National Awards \_\_\_\_\_ 153  
     Mountain West Honors \_\_\_\_\_ 154-155  
     WAC Honors \_\_\_\_\_ 156-159  
     All-Coast/Hall of Fame Inductees \_\_\_\_\_ 159  
     Warrior Club/Team Awards \_\_\_\_\_ 160-161  
 All-Star Game Participants \_\_\_\_\_ 162-163  
 'Bows in the Pros  
     NFL Players \_\_\_\_\_ 164-165  
     NFL Draft Picks \_\_\_\_\_ 166-167  
     NFL Free Agents \_\_\_\_\_ 168  
     'Bows In The Super Bowl \_\_\_\_\_ 169  
     Other Pro Leagues \_\_\_\_\_ 170-171  
 Rivalry Trophies \_\_\_\_\_ 172

Printing by



## 2023 RAINBOW WARRIOR SCHEDULE

Date	Opponent	All-Time Series	Notes
Aug. 26	at Vanderbilt	Vandy, 1-0	UH's first SEC road game since 2008 (@ Florida)
Sept. 1	<b>STANFORD</b>	Stanford, 3-0	First meeting since 1972; first non-Sat. home game since 2015 (vs. COLO)
Sept. 9	<b>ALBANY</b>	First meeting	UH has won its last 18 games against FCS opponents dating back to 2001
Sept. 16	at Oregon	Oregon, 4-3	First meeting in Eugene since 1992 (UH won 24-21); UH won last 3 in series
Sept. 23	<b>NEW MEXICO STATE</b>	UH, 10-1	UH 6-0 all-time at home against the Aggies
Sept. 30	at UNLV*	UH, 19-13	UH regained possession of Island Showdown Trophy w/31-25 win LY
Oct. 14	<b>SAN DIEGO STATE*</b>	SDSU, 24-11-2	Aztecs have won 9 of last 11 games in the series, including 4 of last 5 in HNL
Oct. 21	at New Mexico*	UH, 16-10	Series tied 4-4 in games played in Albuquerque
Oct. 28	<b>SAN JOSÉ STATE*</b>	Tied, 22-22-1	SJSU 3 straight wins in series, 2 straight in HNL; SJSU owns Tomey Trophy
Nov. 4	at Nevada*	Nevada, 15-12	UH 2-9 all-time in Reno, won 3 of last 4 in the series
Nov. 11	<b>AIR FORCE*</b>	Air Force, 14-7-1	First meeting since 2019; Falcons own possession of Kuter Trophy
Nov. 18	at Wyoming*	Wyoming, 16-1	UH's third meeting in Laramie in the last 4 years; Cowboys own Paniolo Trophy.
Nov. 25	<b>COLORADO STATE*</b>	CSU, 16-11	UH finishes season on the road for third time since 2018

**BOLD CAPS** = Home games played at Clarence T.C. Ching Athletics Complex

\*MW games

# QUICK FACTS

## GENERAL INFORMATION

Location \_\_\_\_\_ Honolulu, Hawai'i  
Founded \_\_\_\_\_ 1907  
Enrollment \_\_\_\_\_ 19,074  
President \_\_\_\_\_ David Lassner  
Athletics Director \_\_\_\_\_ Craig Angelos  
Senior Woman Administrator \_\_\_\_\_ Lois Manin  
Faculty Athletics Representative \_\_\_\_\_ Scott Sinnett, PhD  
Colors \_\_\_\_\_ Green, Black, White, Silver  
Nickname \_\_\_\_\_ Rainbow Warriors  
Conference (Division) \_\_\_\_\_ Mountain West  
Stadium (Capacity) \_\_\_\_\_ Clarence T.C. Ching Athletics Complex (15,000)  
Surface \_\_\_\_\_ AstroTurf

## TEAM INFORMATION

2022 Overall Record \_\_\_\_\_ 3-10 (3-4 H, 0-6 A, 0-0 N)  
2022 MW Record (Place) \_\_\_\_\_ 2-6 (5th)  
2022 Bowl \_\_\_\_\_ None  
2022 Final Ranking \_\_\_\_\_ NR (AP)/NR (Coaches)  
Starters Returning/Lost \_\_\_\_\_ 13/11  
Offense: 4/7 Defense: 7/4 Special Teams: 2/0  
Lettermen Returning/Lost \_\_\_\_\_ 48/37  
Offense: 26/14 Defense: 19/17 Special Teams: 3/1  
Redshirts Returning \_\_\_\_\_ 15  
Squadmen Returning \_\_\_\_\_ 9  
Newcomers \_\_\_\_\_ 46  
Offensive Formation \_\_\_\_\_ Run-N-Shoot  
Defensive Formation \_\_\_\_\_ 4-2-5

## FOOTBALL HISTORY

First Season \_\_\_\_\_ 1909  
All-Time Record \_\_\_\_\_ 579-484-25 (.544)  
All-Time Collegiate Record \_\_\_\_\_ 415-427-9 (.493)  
Home Record \_\_\_\_\_ 477-297-22 (.613)  
Road Record \_\_\_\_\_ 99-184-3 (.355)  
Neutral Record \_\_\_\_\_ 3-2-0 (.600)  
MW Record \_\_\_\_\_ 28-60 (.318)  
Clarence T.C. Ching Record \_\_\_\_\_ 7-6 (.538)  
Bowl Record \_\_\_\_\_ 8-6 (.571)  
Last Bowl Appearance \_\_\_\_\_ 2020 New Mexico Bowl  
Opponent (Result) \_\_\_\_\_ Houston (W, 28-14)

## PHONE NUMBERS

Media Relations Office \_\_\_\_\_ (808) 956-7523  
Football Office \_\_\_\_\_ (808) 956-6508



## COACHING STAFF

Head Coach \_\_\_\_\_ Timmy Chang  
Alma Mater (Year) \_\_\_\_\_ Hawai'i (2009)  
Overall Record (Years) \_\_\_\_\_ 3-10 (1)  
Record at School (Years) \_\_\_\_\_ Same  
Associate Head Coach/Special Teams Coordinator \_\_\_\_\_ Thomas Sheffield  
\_\_\_\_\_(San Houston State, 2012)  
Co-Offensive Coordinator/Tight Ends \_\_\_\_\_ Ian Shoemaker (Grinnell College, 1996)  
Co-Offensive Coordinator/Offensive Line \_\_\_\_\_ Roman Sapolu (Oregon State, 2014)  
Defensive Coordinator/Safeties \_\_\_\_\_ Jacob Yoro (Hawai'i, 2008)  
Co-Defensive Coordinator/Defensive Line \_\_\_\_\_ Eti Ena (Eastern Washington, 2005)  
Linebackers \_\_\_\_\_ Chris Brown (Hawai'i, 2020)  
Cornerbacks \_\_\_\_\_ Steve Irvin (UNLV, 1999)  
Cornerbacks \_\_\_\_\_ Abe Elimimian (Hawai'i, 2004)  
Running Backs \_\_\_\_\_ Keiki Misipeka (Southeast Missouri State, 2017)  
Wide Receivers \_\_\_\_\_ Jared Ursua (Southern Utah, 2012)  
Defensive Line \_\_\_\_\_ Jordan Pu'u Robinson  
Head Strength & Conditioning Coach \_\_\_\_\_ Kody Cooke (Tulsa, 2011)  
Assistant Strength & Conditioning Coach \_\_\_\_\_ Ryan Ishihara (Linfield, 2016)  
Chief of Staff \_\_\_\_\_ Matt Chon  
Director of Football Operations \_\_\_\_\_ Reyn Shiraiishi  
Director of Player Personnel \_\_\_\_\_ Silas Clapham  
Director of Player Development \_\_\_\_\_ Nate Ilaoa  
Director of Recruiting \_\_\_\_\_ Savannah Reier  
Video Coordinator \_\_\_\_\_ Colin Shaffer  
Offensive Analyst \_\_\_\_\_ Cade Socha  
Defensive Analyst \_\_\_\_\_ PJ Minaya  
Special Teams Analyst \_\_\_\_\_ Jack Ray  
Graduate Assistant (Offense) \_\_\_\_\_ Winterhawk Leighton, William Overstreet  
Graduate Assistant (Defense) \_\_\_\_\_ Tyree Thompson, Nick Locher  
Head Equipment Manager \_\_\_\_\_ Al Ginoza  
Football Equipment Manager \_\_\_\_\_ Brandon Devie  
Football Athletic Trainer \_\_\_\_\_ Brian Wong

## MEDIA RELATIONS

Media Relations Director/Football Contact \_\_\_\_\_ Derek Inouchi  
E-mail \_\_\_\_\_ inouchi@hawaii.edu  
Office \_\_\_\_\_ (808) 956-4478  
Cell \_\_\_\_\_ (808) 954-0234  
Assistant Media Relations Director/Secondary FB Contact \_\_\_\_\_ Neal Iwamoto  
E-mail \_\_\_\_\_ niwamoto@hawaii.edu  
Office \_\_\_\_\_ (808) 956-7506  
Cell \_\_\_\_\_ (808) 375-6819  
Assistant Directors \_\_\_\_\_ Kara Nishimura, Derren Iha, Jason Kaneshiro  
Digital Media Director \_\_\_\_\_ Troy Yamamoto  
Multimedia Specialists \_\_\_\_\_ Jay Metzger, Trevor Camello  
Address \_\_\_\_\_ UH Sports Media Relations  
\_\_\_\_\_ 1337 Lower Campus Rd., Honolulu, HI 96822  
Website \_\_\_\_\_ HawaiiAthletics.com  
X (formerly Twitter) \_\_\_\_\_ @HawaiiFootball  
Instagram \_\_\_\_\_ @rainbowwarriorsfootball



# NUMERICAL ROSTER

No	Name	Pos	Ht	Wt	Cl	Exp	Hometown (Last School)
0	Cam Stone	DB	5-10	185	Sr.	TR	Angleton, Texas (Wyoming)
1	Jonah Panoke	WR	6-1	200	Sr.	3L	Honolulu, O'ahu (Saint Louis School)
1	Peter Manuma	DB	6-0	190	So.	1L	'Ewa Beach, O'ahu (Campbell HS)
2	Tylan Hines	RB	5-7	175	So.	1L	Mt. Pleasant, Texas (Plano Senior HS)
2	Matthew Shipley	PK/P	6-1	190	Sr.	3L	Liberty Hill, Texas (Liberty Hill HS)
3	Nick Cenacle	WR	6-2	195	So.	1L	Montreal, Canada (Vanier College)
3	Jalen Smith	LB	6-0	220	So.	SQ	Bakersfield, Calif. (Bakersfield College)
4	Jalen Walthall	WR	6-1	180	So.	1L	Houston, Texas (Manvel HS)
5	Jake Farrell	QB	6-5	225	Jr.	SQ	Scottsdale, Ariz. (East Coast Prep)
6	Jonah Chong	QB	6-0	180	Jr.	TR	Kahalu'u, O'ahu (Nevada)
6	Jonah Kahahawai-Welch	DL	6-1	240	Sr.^	4L	Kailua, O'ahu (Kamehameha Schools-Kapālama)
7	Steven McBride	WR	6-1	165	Sr.	TR	Napoleonville, La. (Kansas)
7	Meki Pei	DB	5-11	185	Jr.	1L	Honolulu, O'ahu (Washington)
8	Tamatoa Mokiao-Atimalala	WR	5-10	180	Sr.	3L	Kapolei, O'ahu (Campbell HS)
8	JoJo Forest	DB	5-11	175	Sr.	1L	Gardena, Calif. (Oregon State)
9	Steven Fiso	WR	6-2	205	Sr.	4L	Aua, American Samoa (Faga'itua HS)
9	CJ Williams	DB	5-10	185	Jr.	JC	Concord, Fla. (Shasta College)
10	Patrick Hisatake	DL	6-5	235	So.	TR	Honolulu, O'ahu (California)
11	Jordan Johnson	RB	5-9	175	So.	2L	Dallas, Texas (Allen HS)
11	Nalu Emerson	LB	6-1	215	Sr.	4L	Kahuku, O'ahu (Kahuku HS)
12	Wynden Ho'ohuli	DL	6-3	240	So.	1L	Kapolei, O'ahu (Nebraska)
12	Kansei Matsuzawa	PK	6-2	195	Jr.	JC	Tokyo, Japan (Hocking College)
13	Brayden Schager	QB	6-3	220	Jr.	2L	Dallas, Texas (Highland Park HS)
13	Caleb Brown	DB	6-1	170	Jr.	JC	Anniston, Ala. (Butler Community College)
14	Jaheim Wilson-Jones	DB	5-11	170	So.	JC	Yuma, Ariz. (West Los Angeles College)
16	John-Keawe Sagapolutele	QB	6-1	200	Fr.	HS	'Ewa Beach, O'ahu (Punahou School)
16	Logan Taylor	LB	6-0	215	Sr.^	3L	Harbor City, Calif. (El Camino College)
17	Greyson Morgan	TE	6-2	230	Jr.	1L	Kingwood, Texas (Trinity Valley CC)
17	Isaiah Tufaga	LB	6-1	220	Sr.^	3L	La'ie, O'ahu (Oregon State)
18	Joey Yellen	QB	6-3	210	Sr.	1L	Mission Viejo, Calif. (Pittsburgh)
18	Noah Kema	LB	6-1	220	Sr.	1L	Lawrence, Kan. (Snow College [Utah])
19	Dalen Morris	QB	6-1	205	Gr.	TR	Huntsville, Ala. (Navy)
19	Kaulana Makaula	DB	6-2	210	Sr.	1L	Kailua, O'ahu (USC)
20	Cam Bell	DB	6-0	190	Sr.	SQ	Pompana Beach, Fla. (College of the Canyons)
21	David Cordero	RB	5-10	185	So.	1L	Tucson, Ariz. (Salpointe Catholic HS)
21	Justin Sinclair	DB	5-10	185	Jr.	JC	East Palo Alto, Calif. (College of San Mateo)
22	Nasjzae Bryant-Lelei	RB	5-10	215	Sr.	2L	Orlando, Fla. (Catawba College)
22	Elijah Robinson	DL	6-4	255	Gr.	TR	Wilmington, N.C. (East Carolina)
23	Koali Nishigaya	WR	5-7	165	Jr.	2L	Waipahu, O'ahu (Saint Louis School)
23	Virdel Edwards II	DB	6-2	210	Sr.	1L	Plano, Texas (Iowa State)
24	Travion Williams	TE	6-5	200	Jr.	TR	Fontana, Calif. (Stanislaus State)
24	Carlito Capanang Jr.	WR	5-6	165	Sr.	JC	'Aiea, O'ahu ('Aiea HS)
24	Devin King	DB	5-11	180	Sr.	1L	Rancho Palos Verdes, Calif. (Maryland)
25	Matagi Thompson	DB	6-2	180	Fr.	RS	Honolulu, O'ahu (Punahou School)
26	Deliyon Freeman	DB	5-10	165	Fr.	HS	Detroit, Mich. (East Coweta HS)
26	Derek Boyd II	RB	6-1	210	Fr.	RS	Lawndale, Calif. (Lawndale HS)
27	Makana Meyer	DB	5-9	175	Fr.	HS	Waipahu, O'ahu (Mililani HS)
28	Elijah Palmer	DB	5-8	175	Fr.	HS	Las Vegas, Nev. (Bishop Gorman HS)
29	Kiilinahe Mendiola-Jensen	DB	6-1	170	Jr.	TR	Pearl City, O'ahu (UNLV)
30	Landon Sims	RB	6-1	205	So.	1L	Gig Harbor, Wash. (Peninsula HS)
30	Kona Moore	DB	6-0	190	Fr.	RS	Kapolei, O'ahu (Saint Louis School)
31	Kea Rodrigues	DB	6-0	190	Jr.	JC	Wai'anae, O'ahu (Pasadena City College)
33	Brock Hedani	RB	5-9	165	Jr.	SQ	Honolulu, O'ahu ('Iolani School)
33	Kai Kluth	PK	6-4	155	Fr.	HS	San Diego, Calif. (San Diego HS)
34	Dean Briski	DL	6-5	265	Fr.	RS	Pago Pago, American Samoa (Samoana HS)
35	Isaiah Malloe	DB	5-10	150	Fr.	RS	Waimanalo, Oahu (Kennedy Catholic)
35	Hunter Higham	LS	6-3	230	Fr.	HS	Shelley, Idaho (Shelley HS)
37	Noah Cambra	DB	6-0	185	Sr.^	SQ	Honolulu, O'ahu (Kaiser HS)
38	Kamalu DeBlake	LB	5-8	220	So.	SQ	Honolulu, O'ahu (Saint Louis School)
39	Brandon Shah	DB	5-10	165	Fr.	HS	Livermore, Calif. (Granada HS)
40	D.J. Utu	LB	5-11	215	So.	SQ	Honolulu, O'ahu (Punahou School)

# NUMERICAL ROSTER

No	Name	Pos	Ht	Wt	Cl	Exp	Hometown (Last School)
43	Tariq Jones	DL	6-2	245	So.	1L	New Orleans, La. (McDonogh 35 HS)
44	Aiden McComber	DL	6-0	255	Fr.	HS	Las Vegas, Nev. (Bishop Gorman HS)
44	Solomon Landrum	LS	5-11	210	Sr.	1L	Hattiesburg, Miss. (Mississippi)
45	Kila Kamakawiwo'ole	TE	5-11	235	Sr.	SQ	Honolulu, O'ahu (Saint Louis School)
45	Malaki Te'o	LB	6-0	235	Fr.	HS	La'ie, O'ahu (Mater Dei HS)
46	Kalanikau Kamakawiwo'ole	TE	6-0	240	Sr.	2L	Honolulu, O'ahu (Kamehameha Schools-Kapālama)
47	Matthew Bailiff	TE	6-1	230	Fr.	HS	Kaysville, Utah (Layton Christian Academy)
47	Kimo Holo Holt-Mossman	DB	5-11	190	Jr.	JC	Kula, Maui (Chabot College)
48	Malachi Finau	DL	6-2	280	Fr.	RS	Los Angeles, Calif. (St John Bosco HS)
49	Tasi Tadio	LB	5-11	225	Fr.	HS	Wahiawa, O'ahu (Saint Louis School)
51	Maurice Ta'ala	OL	6-1	315	Jr.	2L	Aua, American Samoa (Faga'itua HS)
51	Lesterlaisene Lagafuaina	DL	6-4	225	Fr.	HS	Nu'uuli, American Samoa (Tafuna HS)
52	Solo Vaipulu	OL	6-2	280	Sr.^	5L	Riverside, Calif. (Corona Centennial HS)
52	Ezra Evaimalo	DL	6-2	255	Jr.	2L	Wai'anae, O'ahu (Kamehameha Schools-Kapālama)
53	Etuata Moala	DL	6-3	275	Fr.	1L	Riverside, Calif. (Riverside City College)
54	Josh Atkins	OL	6-4	290	So.	TR	Arlington, Texas (Houston)
54	Jamih Otis	LB	5-11	215	Fr.	HS	Las Vegas, Nev. (Bishop Gorman HS)
55	Zoram Petelo	DL	6-4	235	Fr.	HS	Savai'i Saleaula, Samoa (Layton Christian Academy)
56	Tevita Loketi	DL	5-11	260	So.	HS	Honolulu, O'ahu (Kaimuki HS)
57	Ethan Spencer	OL	6-1	295	Fr.	RS	Kailua, O'ahu (St. Louis School)
57	Jackie Johnson III	DL	6-0	240	Jr.	TR	Honolulu, O'ahu (Lawrence Tech University)
58	Zhen Sotelo	OL	6-3	305	So.	1L	Wai'anae, O'ahu (Kapolei HS)
58	Kuo Peihopa	DL	6-3	290	So.	TR	Makakilo, O'ahu (Washington)
59	Demarii Blanks	LB	5-11	230	Sr.^	SQ	Belmont, Calif. (College of San Mateo)
61	Eliki Tanuvasa	OL	6-2	300	Sr.^	4L	Honolulu, O'ahu (Eastern Illinois)
63	Naasir Tatum-Asiata	OL	6-2	280	Fr.	HS	Altadena, Calif. (St. Francis High School)
64	Kauka Umiamakama	OL	6-4	300	Sr.	2L	Kane'ohe, O'ahu (Castle HS)
66	Sergio Muasau	OL	6-0	310	Jr.	2L	'Ewa Beach, O'ahu (Mililani HS)
67	Ali Jarvis	OL	6-4	285	Fr.	HS	Carmel, Calif. (Carmel HS)
68	Pat Mamaia	OL	6-3	260	Fr.	HS	Alao, American Samoa (Kea'au HS)
68	Jojo Faló	DL	6-2	255	Sr.^	1L	San Diego Calif. (Cal Poly)
69	Daniel "Sauce" Williams	DL	5-11	330	Sr.	JC	San Antonio, Texas (Trinity Valley CC)
69	Ben Falck	P/PK	6-6	225	Sr.	2L	Riverside, Calif. (San Bernardino Valley College)
70	James Milovale	OL	6-6	320	Jr.	JC	Seaside, Calif. (Hartnell College)
72	Luke Felix-Fualalo	OL	6-8	310	Sr.	1L	Brisbane, Australia (Utah)
74	Micah Mariteragi	OL	6-4	290	Jr.	SQ	Laie, O'ahu (Virginia)
75	Kaleb Jackson-Carter	OL	6-4	275	Fr.	HS	Laveen, Ariz. (Desert Edge HS)
76	Fred Pelling	OL	6-9	290	So.	JC	Amthill, Bedfordshire, England (Garden City CC)
77	Arasi Mose	OL	6-5	370	Sr.	2L	Honolulu, O'ahu (Saint Louis School)
78	Ka'ena Decambra	OL	6-3	300	So.	1L	Wai'anae, O'ahu (Saint Louis School)
80	Eddie Osei-Nketia	WR	6-3	220	Fr.	HS	Auckland, New Zealand (Scots College)
81	Maclane Watkins	WR	6-5	185	Fr.	HS	Buckley, Wash. (Kennedy Catholic HS)
82	Chad Owens, Jr.	WR	5-8	170	Fr.	RS	Honolulu, O'ahu (Moanalua HS)
83	Karsyn Pupunu	WR	6-2	200	Jr.	1L	Lahaina, Maui (Weber State)
84	Chuuky Hines	WR	6-1	180	So.	1L	Houston, Texas (Westfield HS)
85	Oakie Salave'a	TE	6-2	215	Fr.	TR	Leone Ili'ili, American Samoa (Colorado)
86	Pofele Ashlock	WR	6-2	175	Fr.	RS	Eules, Texas (Trinity HS)
87	Devon Tauaeafa	TE	6-4	205	Fr.	RS	Honolulu, O'ahu (Saint Louis School)
88	Alex Perry	WR	6-5	195	Fr.	RS	Port Charlotte, Fla. (Port Charlotte HS)
89	Nick Delgadillo	WR	6-0	190	Fr.	HS	Wai'anae, O'ahu (Saint Louis School)
90	John Tuitupou^	DL	6-4	290	Sr.	3L	Vaitogi, American Samoa (East LA College)
91	Josh Sagapolutele	DL	6-0	240	Fr.	HS	Waimanalo, O'ahu (Saint Louis School)
95	Anthony Sagapolutele	DL	5-11	265	Jr.	1L	Waimanalo, O'ahu (UNLV)
96	Andrew Choi	DL	6-1	250	Sr.^	4L	Honolulu, O'ahu (Kaiser HS)
97	Micah Kaonohi-Kaihenui	DL	5-11	245	Fr.	HS	Waimanalo, O'ahu (Kamehameha Schools-Kapālama)
98	Fo'i Sila	DL	5-11	290	Sr.^	4L	Kane'ohe, O'ahu (Farrington HS)
99	Tali Moe	DL	6-3	290	So.	RS	Kalaheo, Kaua'i (Waimea HS)

**NOTE:** Per Mountain West policy, player classifications were advanced following the 2020 season, although they did not affect eligibility. Those who wish to take advantage of their extra year will be listed as a senior again after their original eligibility would have been exhausted. Freshmen who played in four games or less in 2020 did not have their class standings advanced.

^ - indicates 2023 super senior

# ALPHABETICAL ROSTER

No	Name	Pos	Cl
86	Pofele Ashlock	WR	R-Fr.
54	Josh Atkins	OL	So.
47	Matthew Bailiff	TE	Fr.
20	Cam Bell	DB	Sr.
59	Demarii Blanks	LB	Sr.
26	Derek Boyd II	RB	R-Fr.
34	Dean Briski	DL	R-Fr.
13	Caleb Brown	DB	Jr.
22	Nasjaé Bryant-Lelei	RB	Sr.
37	Noah Cambra	DB	Sr.
24	Carlito Capanang Jr.	WR	Sr.
3	Nick Cenacle	WR	So.
96	Andrew Choi	DL	Sr.
6	Jonah Chong	QB	Jr.
21	David Cordero	RB	So.
38	Kamalu DeBlake	LB	So.
78	Ka'ena Decambra	OL	So.
89	Nick Delgadillo	WR	Fr.
23	Virdel Edwards II	DB	Sr.
11	Nalu Emerson	LB	Sr.
52	Ezra Evaimalo	DL	Jr.
69	Ben Falck	PK	Sr.
68	Jojo Falo	DL	Sr.
5	Jake Farrell	QB	Jr.
72	Luke Felix-Fualalo	OL	Sr.
48	Malachi Finau	DL	R-Fr.
9	Steven Fiso	WR	Sr.
8	JoJo Forest	DB	Sr.
26	Deliyon Freeman	DB	Fr.
33	Brock Hedani	RB	Jr.
35	Hunter Higham	LS	Fr.
84	Chucky Hines	WR	So.
2	Tylan Hines	RB	So.
10	Patrick Hisatake	DL	So.
47	Kimo Holo Holt-Mossman	DB	Jr.
12	Wynden Ho'ohuli	LB	So.
75	Kaleb Jackson-Carter	OL	Fr.
67	Ali Jarvis	DL	Fr.
57	Jackie Johnson III	DL	Jr.
11	Jordan Johnson	RB	So.
43	Tariq Jones	DL	So.
6	Jonah Kahahawai-Welch	DL	Sr.
46	Kalanikau Kamakawiwo'ole	TE	Sr.
45	Kila Kamakawiwo'ole	TE	Sr.
97	Micah Kaonohi-Kaihenui	DL	Fr.
18	Noah Kema	LB	Sr.
24	Devyn King	DB	Sr.
33	Kai Kluth	PK	Fr.
51	Lesterlaisene Lagafuaina	DL	Fr.
44	Solomon Landrum	LS	Sr.
56	Tevita Loketi	DL	So.
19	Kaulana Makaula	DB	Sr.
35	Isaiah Malloe	DB	R-Fr.
68	Patr Mamaia	OL	Fr.
1	Peter Manuma	DB	So.
74	Micah Mariteragi	OL	Jr.
12	Kansei Matsuzawa	PK	Jr.
7	Steven McBride	WR	Sr.
44	Aiden McComber	DL	Fr.
29	Kilinahe Mendiola-Jensen	DB	Jr.
27	Makana Meyer	DB	Fr.
70	James Milovale	OL	Jr.

No	Name	Pos	Cl
53	Etuate Moala	DL	R-Fr.
99	Tali Moe	DL	So.
8	Tamatoa Mokiao-Atimalala	WR	Sr.
30	Kona Moore	DB	R-Fr.
17	Greyson Morgan	TE	Jr.
19	Dalen Morris	QB	GS
77	Arasi Mose	OL	Sr.
66	Sergio Muasau	OL	Jr.
23	Koali Nishigaya	WR	Jr.
80	Eddie Osei-Nketia	WR	Fr.
54	Jamih Otis	LB	Fr.
82	Chad Owens, Jr.	WR	R-Fr.
28	Elijah Palmer	DB	Fr.
1	Jonah Panoke	WR	Sr.
7	Meki Pei	DB	Jr.
58	Kuao Peihopa	DL	So.
76	Fred Pelling	OL	So.
88	Alex Perry	WR	R-Fr.
55	Zoram Petelo	DL	Fr.
83	Karsyn Pupunu	WR	Jr.
22	Elijah Robinson	DL	Gr.
31	Kea Rodrigues	DB	Jr.
95	Anthony Sagapolutele	DL	Jr.
16	John-Keawe Sagapolutele	QB	Fr.
91	Josh Sagapolutele	DL	Fr.
85	Oakie Salave'a	TE	Fr.
13	Brayden Schager	QB	Jr.
39	Brandon Shah	DB	Fr.
2	Matthew Shipley	PK/P	Sr.
98	Fo'i Sila	DL	Sr.
30	Landon Sims	RB	So.
21	Justin Sinclair	DB	Jr.
3	Jalen Smith	LB	So.
58	Zhen Sotelo	OL	So.
57	Ethan Spencer	OL	R-Fr.
0	Cam Stone	DB	Sr.
51	Maurice Ta'ala	OL	Jr.
49	Tasi Tadio	LB	Fr.
61	Eliki Tanuvasa	OL	Sr.
63	Naasir Tatum-Asiata	OL	Fr.
87	Devon Tauaefa	TE	R-Fr.
16	Logan Taylor	LB	Sr.
45	Malaki Te'o	LB	Fr.
25	Matagi Thompson	DB	R-Fr.
17	Isaiah Tufaga	LB	Sr.
90	John Tuitupou	DL	Sr.
64	Kauka Umiamaka	OL	Sr.
40	D.J. Utu	LB	So.
52	Solo Vaipulu	OL	Sr.
4	Jalen Walthall	WR	So.
81	Maclane Watkins	WR	Fr.
9	CJ Williams	DB	Jr.
69	Daniel "Sauce" Williams	DL	Sr.
24	Travion Williams	TE	So.
14	Jaheim Wilson-Jones	DB	So.
18	Joey Yellen	QB	Sr.



# 2023 NEWCOMERS

## HIGH SCHOOL (24)

No	Name	Pos	Ht	Wt	Cl	Exp	Hometown/Last School
47	Matthew Bailiff	TE	6-1	230	Fr.	HS	Kaysville, Utah (Layton Christian Academy)
89	Nick Delgadillo	WR	6-1	190	Fr.	HS	Wai'anae, O'ahu (Saint Louis School)
26	Deliyon Freeman	DB	5-10	165	Fr.	HS	Detroit Mich. (East Coweta HS)
35	Hunter Higham	LS	6-3	225	Fr.	HS	Shelley, Idaho (Shelley HS)
75	Kaleb Jackson-Carter	OL	6-4	280	Fr.	HS	Laveen, Ariz. (Desert Edge HS)
92	Ali Jarvis	OL	6-3	270	Fr.	HS	Carmel, Calif. (Carmel HS)
97	Micah Kaonohi-Kaihenui	DL	5-11	245	Fr.	HS	Waimanalo, O'ahu (Kamehameha Schools-Kapālama)
33	Kai Kluth	PK	6-4	165	Fr.	HS	San Diego, Calif. (San Diego HS)
51	Lesterlaisene Lagafuaina	DL	6-4	215	Fr.	HS	Nu'uuli, American Samoa (Tafuna HS)
56	Tevita Loketi	DL	5-11	260	So.	HS	Honolulu, O'ahu (Kaimuki HS)
68	Pat Mamaia	OL	6-3	260	Fr.	HS	Alao, American Samoa (Kea'au HS)
44	Aiden McComber	DL	6-0	255	Fr.	HS	Las Vegas, Nev. (Bishop Gorman HS)
27	Makana Meyer	DB	5-9	175	Fr.	HS	Waipahu, O'ahu (Mililani HS)
80	Eddie Osei-Nketia	WR	6-5	210	Fr.	HS	Auckland, New Zealand (Scots College)
54	Jamih Otis	LB	5-11	215	Fr.	HS	Las Vegas, Nev. (Bishop Gorman HS)
28	Elijah Palmer	DB	5-8	180	Fr.	HS	Las Vegas, Nev. (Bishop Gorman HS)
55	Zoram Petelo	DL	6-4	235	Fr.	HS	Savai'i Saleaula, Samoa (Layton Christian Academy)
16	John-Keawe Sagapolutele	QB	6-2	210	Fr.	HS	'Ewa Beach, O'ahu (Punahou School)
91	Josh Sagapolutele	DL	6-0	240	Fr.	HS	Waimanalo, O'ahu (Saint Louis School)
39	Brandon Shah	DB	5-10	165	Fr.	HS	Livermore, Calif. (Granada HS)
49	Tasi Tadio	LB	5-11	225	Fr.	HS	Wahiawa, O'ahu (Saint Louis School)
63	Naasir Tatum-Asiata	OL	6-2	280	Fr.	HS	Altadena, Calif. (St. Francis High School)
45	Malaki Te'o	LB	6-0	235	Fr.	HS	La'ie, O'ahu (Mater Dei HS)
81	Maclane Watkins	WR	6-4	170	Fr.	HS	Buckley, Wash. (Kennedy Catholic HS)

## JUNIOR COLLEGE (10)

No	Name	Pos	Ht	Wt	Cl	Exp	Hometown/Last School
13	Caleb Brown	DB	6-1	170	Jr.	JC	Anniston, Ala. (Butler Community College)
47	Kimo Holo Holt-Mossman	DB	5-11	190	Jr.	JC	Kula, Maui (Chabot College)
12	Kansei Matsuzawa	PK	6-0	190	Jr.	JC	Tokyo, Japan (Hocking College)
70	James Milovale	OL	6-6	320	Jr.	JC	Seaside, Calif. (Hartnell College)
76	Fred Pelling	OL	6-9	310	So.	JC	Amthill, Bedfordshire, England (Garden City CC)
31	Kea Rodrigues	DB	6-0	190	Jr.	JC	Wai'anae, O'ahu (Pasadena City College)
21	Justin Sinclair	DB	5-10	185	Jr.	JC	East Palo Alto, Calif. (College of San Mateo)
9	CJ Williams	DB	5-10	185	Jr.	JC	Concord, Fla. (Shasta College)
69	Daniel "Sauce" Williams	DL	5-11	340	Sr.	JC	San Antonio, Texas (Trinity Valley CC)
14	Jaheim Wilson-Jones	DB	5-11	170	So.	JC	Yuma, Ariz. (West Los Angeles College)

## FBS TRANSFERS (10)

No	Name	Pos	Ht	Wt	Cl	Exp	Hometown/Last School
54	Josh Atkins	OL	6-4	300	So.	TR	Arlington, Texas (Houston)
6	Jonah Chong	QB	6-0	180	Jr.	TR	Kahalu'u, O'ahu (Nevada)
10	Patrick Hisatake	DL	6-5	235	So.	TR	Honolulu, O'ahu (California)
12	Steven McBride	WR	6-1	165	Sr.	TR	Napoleonville, La. (Kansas)
29	Kilinahe Mendiola-Jensen	DB	6-1	170	Jr.	TR	Pearl City, O'ahu (UNLV)
19	Dalen Morris	QB	6-1	205	Gr.	TR	Huntsville, Ala. (Navy)
22	Elijah Robinson	DL	6-4	255	Gr.	TR	Wilmington, N.C. (East Carolina)
58	Kuao Peihopa	DL	6-3	290	So.	TR	Makakilo, O'ahu (Washington)
85	Oakie Salave'a	TE	6-4	220	Fr.	TR	Leone III'Ili, American Samoa (Colorado)
4	Cam Stone	DB	5-10	185	Sr.	TR	Angleton, Texas (Wyoming)

## DIVISION II (1)

No	Name	Pos	Ht	Wt	Cl	Exp	Hometown/Last School
24	Travion Williams	TE	6-5	200	Jr.	TR	Fontana, Calif. (Stanislaus State)

## NAIA (1)

No	Name	Pos	Ht	Wt	Cl	Exp	Hometown/Last School
57	Jackie Johnson III	DL	6-0	240	Jr.	TR	Honolulu, O'ahu (Lawrence Tech University)

# PRONUNCIATION GUIDE/STARTER BREAKDOWN

Name	Pronunciation
Pofele Ashlock	po-fey-lay
Demarii Blanks	deh-MAR-ee
Nasjae Bryant-LeLei	nah-shay, luh-lay
Carlito Capanang Jr.	ka-puh-nang
Nick Cenacle	sen-uh-cull
Kamalu DeBlake	kah-mah-loo
Ka'ena Decambra	ka-eh-nah
Nick Delgadillo	del-gah-dee-yo
Nalu Emerson	NAH-loo
Ezra Evaimalo	eh-vie-mah-low
Jojo Falu	fah-low
Luke Felix-Fualalo	foo-ah-la-low
Malachi Finau	fee-now
Steven Fiso	fee-so
Deliyon Freeman	del-e-yawn
Brock Hedani	heh-don-ee
Chuukey Hines	choo-key
Patrick Hisatake	hee-sah-tah-kay
Kimo Holt-Mossman	key-mo
Wynden Ho'ohuli	ho-oh-HOO-lee
Tariq Jones	tah-REEK
Jonah Kahahawai-Welch	ka-ha-ha-why
Kalanikau Kamakawiwo'ole	kah-lah-knee-cow
	ka-ma-ka-VEE-vo-oh-lay
Kila Kamakawiwo'ole	KEY-lah ka-ma-ka-VEE-vo-oh-lay
	cow-ah-no-he • kye-hay-new-e
Micah Kaonohi-Kaihenui	keh-mah
Noah Kema	lester-lie-seh-neh •
Lesterlaisene Lagafuaina	long-ah-foo-ee-nah
	tah-VEE-tah • low-KEH-tee
Tevita Loketi	cow-LAWN-uh • muh-cow-luh
Kalauna Makaula	muh-loy (rhymes with toy)
Isaiah Malloe	
Patrick Mamaia	muh-mye-uh
Peter Manuma	mah-new-mah
Micah Mariteragi	mah-<r>ee-teh-<r>ong-ee
Kansei Matsuzawa	con-say • maht-soo-ZAH-wah
Kiilinahe Mendiola-Jensen	key-lee-nah-hey
Makana Meyer	mah-kuh-nah
James Milovale	me-lo-VAH-lay
Etuete Moala	eh-too-ah-tay • moh-ah-lah
Tali Moe	tah-lee • moh-E
Tamatoa Mokiao-Atimalala	ta-mah-TOE-ah mo-kee-OW • ah-tee-mah-la-la
Dalen Morris	day-len
Arasi Mose	ah-rah-see • moh-say
Sergio Muasau	moo-uh-sow (like cow)
Koali Nishigaya	ko-AH-lee • nee-she-GAH-yah
Eddie Osei-Nketia	AW-say • en-KAY-tee-uh
Jamih Otis	juh-my
Jonah Panoke	pa-NO-kay
Meki Pei	meh-key • pay
Kuao Peihopa	koo-OW • pay-ho-pah
Zoram Petelo	zo-rum • pay-tell-oh
Karsyn Pupunu	poo-POO-new
Anthony Sagapolutele	saw-ga-po-loo-teh-lee
John-Keawe Sagapolutele	kay-ah-vay • saw-ga-po-loo-teh-lee
	saw-ga-po-loo-teh-lee
Josh Sagapolutele	saw-ga-po-loo-teh-lee
Oakie Salave'a	sah-lah-VAY-ah
Brayden Schager	SHAY-ger
Fo'i Sila	fo-EE • see-lah
Zhen Sotelo	so-teh-low
Maurice Ta'ala	ta-AH-la
Tasi Tadio	tah-see • tah-dee-oh
Eliki Tanuvasa	e-LEE-kee • tah-new-VAH-sah
Naasir Tatum-Asiata	naw-sear • ah-see-ah-tah
Devon Tauaefa	tow (like cow) -uh-ef-uh
Malaki Te'o	mah-lock-ee • tay-oh
Matagi Thompson	muh-TONG-ee

Name	Pronunciation
Isaiah Tufaga	too-FAWN-gah
John Tuitupou	tui-too-po
Kauka Umiamaka	cow-ka • oo-me-ah-MAH-ka
DJ. Utu	OO-too
Solo Vaipulu	vie-POO-loo
Jalen Walthall	wall-thawl

## STARTERS RETURNING (13)

### Offense (4)

QB	13	Brayden Schager	6-3	220	Jr.	2L
OL	66	Sergio Muasau	6-0	305	Jr.	2L
OL	61	Eliki Tanuvasa	6-3	310	Sr.	3L
WR	8	T. Mokiao-Atimalala	5-10	180	Sr.	3L

### Defense (7)

DL	90	John Tuitupou	6-4	300	Sr.	3L
DL	42	J. Kahahawai-Welch	6-2	230	Sr.	4L
DL	96	Andrew Choi	6-1	255	Sr.	4L
LB	16	Logan Taylor	6-1	215	Sr.	3L
LB	17	Isaiah Tufaga	6-1	230	Sr.	3L
DB	23	Virdel Edwards II	6-2	210	Sr.	1L
DB	33	Peter Manuma	6-0	190	So.	1L

### Specialists (2)

PK/P	2	Matthew Shipley	6-1	200	Sr.	3L
LS	44	Solomon Landrum	5-11	205	Sr.	1L

## STARTERS LOST (11)

### Offense (7)

Stephen Bernal-Wendt (OL)						
Austin Hopp (OL)						
IIm Manning (OL)						
Micah Vanterpool (OL)						
Dedrick Parson (RB)						
Zion Bowens (WR)						
Caleb Phillips (TE)						

### Defense (4)

Blessman Ta'ala (DL)						
Penei Pavihi (LB)						
Malik Hausmann (DB)						
Hugh Nelson II (DB)						

### Specialists (0)

# LETTERMEN BREAKDOWN

## OFFENSE

### RETURNING (26)

#### Quarterbacks (2)

Brayden Schager  
Joey Yellen

#### Running Backs (5)

Nasjaé Bryant-Leilei  
David Cordero  
Tylan Hines  
Jordan Johnson  
Landon Sims\*

#### Wide Receivers (8)

Nick Cenacle  
Steven Fiso  
Chuuky Hines  
Tamatoa Mokiao-Atimalala  
Koali Nishigaya  
Jonah Panoke  
Karsyn Pupunu  
Jalen Walthall

#### Tight Ends (2)

Kalanikau Kamakawiwo'ole\*  
Greyson Morgan

#### Offensive Linemen (9)

Ka'ena Decambra  
Luke Felix-Fualalo  
Arasi Mose  
Sergio Muasau  
Zhen Sotelo  
Maurice Ta'ala  
Eliki Tanuvasa  
Kauka Umiamaka  
Solo Vaipulu

### LOST (14)

#### Quarterbacks (1)

Cammon Cooper

#### Running Backs (1)

Dedrick Parson

#### Wide Receivers (4)

Zion Bowens  
Grey Ihu  
James Phillips  
Dior Scott

#### Tight End (3)

Kamuela Borden  
Jordan Murray  
Caleb Phillips

#### Offensive Linemen (5)

Stephan Bernal-Wendt  
Ra Elkington  
Austin Hopp  
IIm Manning  
Micah Vanterpool

## SPECIALISTS

### RETURNING (3)

Ben Falck (P/PK)  
Solomon Landrum (LS)  
Matthew Shipley (PK/P)

#### Redshirts Returning (7):

Pofele Ashlock (WR), Derek Boyd II (RB), Carlito Capanang Jr. (WR), Chad Owens J. (WR), Alex Perry (WR), Ethan Spencer (OL), Devon Tauaefa (WR)

#### Redshirts Lost (4):

Scotty Atkinson (LS), Keith Moton III (RB), Chad Owens Jr. (WR), Junior Ta'ase (OL)

#### Squadmen Returning (4):

Jake Farrell (QB), Broucker Hedani (RB), Kila Kamakawiwo'ole (TE)\*, Micah Mariteragi (OL)

#### Squadmen Lost (5):

Armani Edden (QB), Nate Adams (OL), Scott Marshall (PK), Robbie Paikai (RB), Isaiah Shizuru (WR)

## DEFENSE

### RETURNING (19)

#### Defensive Linemen (9)

Andrew Choi  
Ezra Evaimalo  
Jojo Faló  
Wynden Ho'ohuli  
Tariq Jones  
Jonah Kahahawai-Welch  
Anthony Sagapolutele  
Fo'i Sila  
John Tuitupou

#### Linebackers (4)

Nalu Emerson\*  
Noah Kema  
Logan Taylor  
Isaiah Tufaga

#### Defensive Backs (6)

Virdel Edwards II  
JoJo Forest  
Devyn King  
Kaulana Makaula  
Peter Manuma  
Meki Pei

**Redshirts Returning (8):** Dean Briski (DL), Malachi Finau (DL), Isaiah Malloe (DB), Etuate Moala (DL), Tali Moe (DL), Kona Moore (DB), Jalen Smith (LB), Matagi Thompson (DB)

**Redshirts Lost (3):** Kruze Keanu (DB), Kai Preusser (DB), Sonny Semeatu (DL)

**Squadmen Returning (5):** Cam'Ron Bell (DB), Demari Blanks (LB), Noah Cambra (DB), Kamalu Deblake (LB), D.J. Utu (LB)

**Squadmen Lost (3):** Clayton Chun (DL), Andrew Faoliu (DL), Billy Mitchell III

\*position change

# 2022 FINAL STATISTICS

RUSHING	GP-GS	Att	Gain	Loss	Net	Avg	TD	LG	Avg/G
Dedrick Parson	13-13	187	881	51	830	4.4	11	37	63.8
Tylan Hines	13-0	83	649	15	634	7.6	2	69	48.8
Nasjza Bryant-Lelei	10-0	56	255	10	245	4.4	3	43	24.5
Jordan Johnson	5-0	12	69	0	69	5.8	0	18	13.8
Brayden Schager	12-10	45	171	124	47	1.0	0	24	3.9
Matthew Shipley	13-13	1	18	0	18	18.0	0	18	1.4
Cammon Cooper	1-0	2	2	0	2	1.0	0	2	2.0
Dior Scott	10-6	2	1	6	-5	-2.5	0	1	-0.5
Joey Yellen	4-3	7	0	45	-45	-6.4	0	0	-11.3
Team	13	10	0	11	-11	-1.1	0	0	-0.8
<b>Total</b>	<b>13</b>	<b>406</b>	<b>2046</b>	<b>262</b>	<b>1784</b>	<b>4.4</b>	<b>16</b>	<b>69</b>	<b>137.2</b>
<b>Opponents</b>	<b>13</b>	<b>495</b>	<b>2975</b>	<b>202</b>	<b>2773</b>	<b>5.6</b>	<b>28</b>	<b>87</b>	<b>213.3</b>

PASSING	G-GS	Effic	Cmp-Att-Int	Pct	Yds	TD	LG	Avg/G
Brayden Schager	12-10	110.3	221-400-10	55.3	2348	13	66	195.7
Joey Yellen	4-3	72.7	40-87-2	46.0	324	0	22	81.0
Nasjzae Bryant	10-0	0.0	0-1-0	0.0	0	0	0	0.0
Dior Scott	10-6	0.0	0-1-0	0.0	0	0	0	0.0
Team	13	0.0	0-1-0	0.0	0	0	0	0.0
<b>Total</b>	<b>13</b>	<b>102.9</b>	<b>261-490-12</b>	<b>53.3</b>	<b>2672</b>	<b>13</b>	<b>66</b>	<b>205.5</b>
<b>Opponents</b>	<b>13</b>	<b>144.0</b>	<b>235-368-10</b>	<b>63.9</b>	<b>2923</b>	<b>21</b>	<b>68</b>	<b>224.8</b>

RECEIVING	G-GS	No.	Yds	Avg	TD	LG	Avg/G
Zion Bowers	9-9	35	494	14.1	4	66	54.9
Caleb Phillips	13-10	31	317	10.2	3	40	24.4
Dedrick Parson	13-13	30	171	5.7	1	22	13.2
Jonah Panoke	7-4	27	312	11.6	1	28	44.6
Jalen Walthall	11-6	27	333	12.3	1	31	30.3
Dior Scott	10-6	25	204	8.2	0	24	20.4
James Phillips	5-4	17	148	8.7	0	24	29.6
Tamatoa Mokaio-Atimalala	12-6	15	146	9.7	2	18	12.2
Jordan Murray	13-6	10	70	7.0	0	13	5.4
Tylan Hines	13-0	9	82	9.1	0	29	6.3
Nick Cenacle	11-0	8	99	12.4	0	33	9.0
Chuuky Hines	11-0	7	54	7.7	0	23	4.9
Koali Nishigaya	4-1	6	72	12.0	0	17	18.0
Steven Fiso	4-0	3	66	22.0	1	27	16.5
Nasjzae Bryant-Lelei	10-0	3	15	5.0	0	8	1.5
Jordan Johnson	5-0	3	38	12.7	0	14	7.6
Alex Perry	1-0	2	19	9.5	0	15	19.0
Greyson Morgan	8-0	2	26	13.0	0	21	3.3
Grey Ihu	4-0	1	6	6.0	0	6	1.5
<b>Total</b>	<b>13</b>	<b>261</b>	<b>2672</b>	<b>10.2</b>	<b>13</b>	<b>66</b>	<b>205.5</b>
<b>Opponents</b>	<b>13</b>	<b>235</b>	<b>2923</b>	<b>12.4</b>	<b>21</b>	<b>68</b>	<b>224.8</b>

KICK RETURNS	No.	Yds	Avg	TD	LG
Jalen Perdue	23	432	18.8	0	58
Chuuky Hines	9	157	17.4	0	23
Tylan Hines	4	36	9.0	0	17
Nick Cenacle	4	35	8.8	0	13
Dedrick Parson	1	-4	-4.0	0	0
<b>Total</b>	<b>41</b>	<b>656</b>	<b>16.0</b>	<b>0</b>	<b>58</b>
<b>Opponents</b>	<b>9</b>	<b>165</b>	<b>18.3</b>	<b>0</b>	<b>25</b>

PUNT RETURNS	No.	Yds	Avg	TD	LG
Dior Scott	6	21	3.5	0	16
Kaulana Makaula	1	17	17.0	0	17
Hugh Nelson	0	11	0.0	0	11
Tylin Hines	1	3	3.0	0	3
Nick Cenacle	4	0	0.0	0	2
Derick Parson	1	-3	-3.0	0	0
<b>Total</b>	<b>13</b>	<b>49</b>	<b>3.8</b>	<b>0</b>	<b>17</b>
<b>Opponents</b>	<b>15</b>	<b>132</b>	<b>8.8</b>	<b>0</b>	<b>37</b>

INTERCEPTIONS	No.	Yds	Avg	TD	LG
Malik Hausman	3	23	7.7	0	23
Virdal Edwards	3	10	3.3	0	10
Peter Manuma	2	30	15.0	0	18
Penei Pavahi	1	50	50.0	1	50
Logan Taylor	1	11	11.0	0	11
<b>Total</b>	<b>10</b>	<b>124</b>	<b>12.4</b>	<b>1</b>	<b>50</b>
<b>Opponents</b>	<b>12</b>	<b>169</b>	<b>14.1</b>	<b>3</b>	<b>42</b>

FUMBLE RETURNS	No.	Yds	Avg	TD	LG
Kolby Wyatt	1	0	0.0	0	0
Riley Wilson	1	0	0.0	0	0
<b>Total</b>	<b>2</b>	<b>0</b>	<b>0.0</b>	<b>0</b>	<b>0</b>
<b>Opponents</b>	<b>8</b>	<b>55</b>	<b>6.9</b>	<b>3</b>	<b>28</b>



**DEDRICK PARSON**



**BRAYDEN SCHAGER**



**MALIK HAUSMAN**

# 2022 FINAL STATISTICS



**LOGAN TAYLOR**

SCORING	TD	FGs	PATs				DXP	SAF	PTS
			Kick	Rush	Rcv	Pass			
Matthew Shipley	-	16-20	27-28	-	-	-	-	-	75
Dedrick Parson	12	-	-	-	-	-	-	-	72
Zion Bowens	4	-	-	-	1	-	-	-	26
Caleb Phillips	3	-	-	-	-	-	-	-	18
Nasjzae Bryant-Lelei	3	-	-	-	-	-	-	-	18
Tomatoa Mokiao-Atimalala	2	-	-	-	-	-	-	-	12
Tylan Hines	2	-	-	-	-	-	-	-	12
Penei Pavihi	1	-	-	-	-	-	-	-	6
Steven Fiso	1	-	-	-	-	-	-	-	6
Jonah Panoke	1	-	-	-	-	-	-	-	6
Jalen Walthall	1	-	-	-	-	-	-	-	6
<b>Total</b>	<b>30</b>	<b>16-20</b>	<b>27-28</b>	<b>0</b>	<b>1</b>	<b>1</b>	<b>0</b>	<b>0</b>	<b>257</b>
<b>Opponents</b>	<b>55</b>	<b>22-28</b>	<b>53-53</b>	<b>0</b>	<b>1</b>	<b>1</b>	<b>0</b>	<b>0</b>	<b>451</b>

FIELD GOALS	FG	Pct	01-19	20-29	30-39	40-49	50+	Lg	Blk
Matthew Shipley	16-20	80.0	1-1	9-9	2-4	4-6	0-0	49	1
<b>Opponents</b>	<b>22-28</b>	<b>78.6</b>	<b>0-0</b>	<b>9-10</b>	<b>7-9</b>	<b>6-9</b>	<b>0-0</b>	<b>48</b>	<b>1</b>

TOTAL OFFENSE	G	Plays	Rush	Pass	Total	Avg/G
Brayden Schager	12	445	47	2348	2395	199.6
Dedrick Parson	13	187	830	0	830	63.8
Tylan Hines	13	83	634	0	634	48.8
Joey Yellen	4	94	-45	324	279	69.8
Nasjzae Bryant-Lelei	10	57	245	0	245	24.5
Jordan Johnson	5	12	69	0	69	13.8
Mathew Shipley	13	1	18	0	18	1.4
Cammon Cooper	1	2	2	0	2	2.0
Dior Scott	10	3	-5	0	-5	-5.0
Team	13	0	-11	0	-11	-0.8
<b>Total</b>	<b>13</b>	<b>896</b>	<b>1784</b>	<b>2672</b>	<b>4456</b>	<b>342.8</b>
<b>Opponents</b>	<b>13</b>	<b>863</b>	<b>2773</b>	<b>2923</b>	<b>5696</b>	<b>438.2</b>

FG SEQUENCE	Hawai'i	Opponents
Vanderbilt	(40)	-
Western Ky.	(40)	(26)
Michigan	(26)	-
Duquesne	35,(29)	(26),(30),43
New Mexico State	(23),(30)	(26)
San Diego St.	-	(45),(30),31,(26)
Nevada	(27)	(36),(48),45,(20)
Colorado St.	(27),(23)	(38)
Wyoming	36,(29),(20)	(34),(38)
Fresno St.	48	(31),(25)
Utah St.	(49),(19)	(21),39,(42)
UNLV	(30)	(27),(48),(42),44,(40)
San Jose St.	44,(46),(27)	(26),(21)

Numbers in (parentheses) indicate field goal was made.

PUNTING	No.	Yds	Avg	Lg	TB	FC	I20	50+	Blk
Matt. Shipley	63	2567	40.7	63	6	19	19	9	0
<b>Total</b>	<b>63</b>	<b>2567</b>	<b>40.7</b>	<b>63</b>	<b>6</b>	<b>19</b>	<b>19</b>	<b>9</b>	<b>0</b>
<b>Opponents</b>	<b>41</b>	<b>1602</b>	<b>39.1</b>	<b>65</b>	<b>2</b>	<b>14</b>	<b>13</b>	<b>8</b>	<b>1</b>

KICKOFFS	No.	Yds	Avg	TB	OB	Retn	Net	YdLn
Kyler Halvorsen	54	3429	63.5	38	4	9	39.7	25
<b>Total</b>	<b>54</b>	<b>3429</b>	<b>63.5</b>	<b>38</b>	<b>4</b>	<b>9</b>	<b>39.7</b>	<b>25</b>
<b>Opponents</b>	<b>88</b>	<b>5305</b>	<b>60.3</b>	<b>35</b>	<b>3</b>	<b>43</b>	<b>40.1</b>	<b>24</b>

ALL PURPOSE	G	Rush	Rec	PR	KOR	IR	Tot	Avg/G
Dedrick Parson	13	830	171	-3	-4	0	994	76.5
Tylan Hines	13	634	82	3	36	0	755	58.1
Zion Bowens	9	0	494	0	0	0	494	54.9
Jalen Perdue	11	0	0	0	432	0	432	39.3
Jalen Walthall	11	0	333	0	0	0	333	30.3
Caleb Phillips	13	0	317	0	0	0	317	24.4
Jonah Panoke	7	0	312	0	0	0	312	44.6
N. Bryant-Lelei	10	245	15	0	0	0	260	26.0
Dior Scott	10	-5	204	21	0	0	220	22.0
Chuuky Hines	11	0	54	0	157	0	211	19.2
James Phillips	5	0	148	0	0	0	148	29.6
T. Mokiao-Atimalala	12	0	146	0	0	0	146	12.2
Nick Cenacle	11	0	99	0	35	0	134	12.2
Jordan Johnson	5	69	38	0	0	0	107	21.4
Koali Nishigaya	4	0	72	0	0	0	72	18.0
Jordan Murray	13	0	70	0	0	0	70	5.4
Steven Fiso	4	0	66	0	0	0	66	16.5
Penei Pavihi	13	0	0	0	0	50	50	3.8
Brayden Schager	12	47	0	0	0	0	47	3.9
Peter Manuma	13	0	0	0	0	30	30	2.3
Greyson Morgan	8	0	26	0	0	0	26	3.3
Malik Hausman	13	0	0	0	0	23	23	1.8
Alex Perry	1	0	19	0	0	0	19	19.0
Matthew Shipley	13	18	0	0	0	0	18	1.4
Kaulana Makaula	12	0	0	17	0	0	17	1.4
Logan Taylor	13	0	0	0	0	11	11	0.8
Hugh Nelson	13	0	0	11	0	0	11	0.8
Virdel Edwards	13	0	0	0	0	10	10	0.8
Grey Ihu	4	0	6	0	0	0	6	1.5
Cammon Cooper	1	2	0	0	0	0	2	2.0
Joey Yellen	4	-45	0	0	0	0	-45	-11.3
Team	13	-11	0	0	0	0	-11	-0.8
<b>Total</b>	<b>13</b>	<b>1784</b>	<b>2672</b>	<b>49</b>	<b>656</b>	<b>124</b>	<b>5285</b>	<b>406.5</b>
<b>Opponents</b>	<b>13</b>	<b>2773</b>	<b>2923</b>	<b>132</b>	<b>165</b>	<b>169</b>	<b>6162</b>	<b>474.0</b>

# 2022 FINAL STATISTICS

DEFENSIVE LEADERS	GP-GS	Tackles				TFL/Yds	Sacks	Pass Def			Fumbles		Blkd	
		Solo	Ast	Total	No-Yards		Int-Yds	BrUp	QBH	Rcv-Yds	FF	Kick	Saf	
16 Logan Taylor	13-7	49	36	85	4-11	1-7	1-11	.	3	.	.	.	.	
1 Penei Pavihi	13-13	47	31	78	5-23	2-15	1-50	1	4	.	.	.	.	
33 Peter Manuma	13-8	40	30	70	3-15	1-13	2-30	4	1	.	2	.	.	
28 Meki Pei	10-4	37	16	53	5.5-19	1.5-9	.	3	1	.	.	.	.	
23 Virdele Edwards	13-11	39	11	50	0.5-2	.	3-10	5	.	.	.	.	.	
3 Hugh Nelson	13-10	30	18	48	2.5-5	.	.	8	1	.	.	.	.	
9 Malik Hausman	13-9	34	13	47	2.5-4	.	3-23	7	2	.	.	.	.	
55 Blessman Ta'ala	13-13	17	23	40	5.5-22	2-16	.	.	2	.	.	.	.	
26 Leonard Lee	10-6	20	13	33	.	.	.	1	2	.	.	.	.	
96 Andrew Choi	13-7	16	16	32	5-23	2-18	.	.	2	.	.	.	.	
90 John Tuitupou	13-13	16	14	30	3.5-22	3.5-22	.	.	.	.	1	1	.	
17 Isaiah Tufaga	7-7	13	16	29	1.5-4	.	.	.	.	.	.	.	.	
42 Jonah Kahahawai-Welch	13-10	17	9	26	7.5-22	2-9	.	1	6	.	.	.	.	
8 Jojo Forest	8-4	18	8	26	.	.	.	2	.	.	1	.	.	
19 Kaulana Makaula	12-3	13	8	21	.	.	.	1	.	.	.	1	.	
52 Ezra Evaimalo	13-2	12	8	20	3.5-6	1-3	.	.	2	.	.	.	.	
47 Noa Kamana	13-3	14	5	19	1-2	.	.	1	.	.	.	.	.	
10 Kolby Wyatt	13-1	6	11	17	1-3	.	.	.	.	.	.	.	.	
25 Matagi Thompson	4-4	9	5	14	.	.	.	.	1	1-0	.	.	.	
43 Tariq Jones	11-0	6	3	9	1-10	1-10	.	.	.	.	.	.	.	
98 Foi Shaw	13-0	4	5	9	.	.	.	.	.	.	.	.	.	
95 Anthony Sagapolutele	13-0	6	2	8	.	.	.	.	.	.	.	1	.	
7 Mataio Soli	5-5	6	1	7	.	.	.	.	.	.	.	.	.	
18 Noah Kema	13-2	1	4	5	1.5-5	.	.	.	.	.	.	.	.	
4 Ty Marsh	2-0	4	.	4	.	.	.	.	.	.	.	.	.	
12 Wynden Ho'ohuli	4-0	1	3	4	.	.	.	.	.	.	.	.	.	
36 Nalu Emerson	8-0	4	.	4	.	.	.	.	.	.	.	.	.	
24 Devyn King	11-0	1	2	3	.	.	.	.	1	.	.	.	.	
21 Tiger Peterson	11-0	1	1	2	.	.	.	.	.	.	.	.	.	
85 Caleb Phillips	13-10	1	.	1	.	.	.	.	.	.	.	.	.	
53 Etuete Moala	2-0	1	.	1	.	.	.	.	1	.	.	.	.	
30 Kona Moore	2-0	1	.	1	.	.	.	.	.	.	.	.	.	
8 Tamatoa Mokiao-Atimalala	12-6	1	.	1	.	.	.	.	.	.	.	.	.	
39 Kalamaku Kuewa	13-0	1	.	1	.	.	.	.	.	.	.	.	.	
84 Chuuky Hines	11-0	1	.	1	.	.	.	.	.	.	.	.	.	
22 Jalen Purdue	11-0	1	.	1	.	.	.	.	.	.	.	.	.	
24 Tylan Hines	13-0	1	.	1	.	.	.	.	.	.	.	.	.	
44 Solomon Landrum	13-0	1	.	1	.	.	.	.	.	.	.	.	.	
13 Brayden Schager	12-10	1	.	1	.	.	.	.	.	.	.	.	.	
14 Travin Killins	8-0	1	.	1	.	.	.	.	.	.	.	.	.	
6 Riley Wilson	4-1	1	.	1	.	.	.	.	.	1-0	.	.	.	
7 Jordan Murray	13-6	1	.	1	.	.	.	.	.	.	.	.	.	
<b>Totals</b>	<b>13</b>	<b>494</b>	<b>312</b>	<b>806</b>	<b>54-198</b>	<b>17-122</b>	<b>10-124</b>	<b>35</b>	<b>29</b>	<b>2-0</b>	<b>4</b>	<b>2</b>	<b>0</b>	
<b>Opponents</b>	<b>13</b>	<b>511</b>	<b>254</b>	<b>765</b>	<b>67-255</b>	<b>20-146</b>	<b>12-169</b>	<b>49</b>	<b>46</b>	<b>8-55</b>	<b>9</b>	<b>2</b>	<b>0</b>	

# 2022 FINAL STATISTICS

## TEAM GAME HIGHS

RUSHES	46	Nevada (Oct. 15)
YARDS RUSHING	235	Utah St. (Nov. 12)
YARDS PER RUSH	6.9	Utah St. (Nov. 12)
TD RUSHES	3	Nevada (Oct. 15)
PASS ATTEMPTS	55	Vanderbilt (Aug. 27)
PASS COMPLETIONS	28	Vanderbilt (Aug. 27)
YARDS PASSING	306	Utah St. (Nov. 12)
YARDS PER PASS	7.5	UNLV (Nov. 19)
TD PASSES	3	UNLV (Nov. 19)
TOTAL PLAYS	81	Vanderbilt (Aug. 27)
	81	Utah St. (Nov. 12)
TOTAL OFFENSE	541	Utah St. (Nov. 12)
YARDS PER PLAY	6.7	Utah St. (Nov. 12)
POINTS	34	Utah St. (Nov. 12)
SACKS BY	4	Utah St. (Nov. 12)
FIRST DOWNS	27	Utah St. (Nov. 12)
PENALTIES	12	Western Ky. (Sept. 3)
PENALTY YARDS	115	Utah St. (Nov. 12)
TURNOVERS	6	Western Ky. (Sept. 3)
PUNTS	10	at Michigan (Sept. 10)
PUNTING AVG	46.0	at Fresno St. (Nov. 5)
LONG PUNT	63	Wyoming (Oct. 29)
PUNTS INSIDE 20	3	at Michigan (Sept. 10)
	3	at San Diego St. (Oct. 8)
LONG PUNT RETURN	17	Duquesne (Sept. 17)

## INDIVIDUAL GAME HIGHS

RUSHES	24	Dedrick Parson vs Nevada (10/15)
YARDS RUSHING	136	Dedrick Parson vs Nevada (10/15)
TD RUSHES	3	Dedrick Parson vs Nevada (10/15)
LONG RUSH	69	Tylan Hines vs Utah St. (11/12)
PASS ATTEMPTS	46	Brayden Schager vs Utah St. (11/12)
PASS COMPLETIONS	25	Brayden Schager at San Jose St. (11/26)
YARDS PASSING	306	Brayden Schager vs Utah St. (11/12)
TD PASSES	3	Brayden Schager vs UNLV (11/19)
LONG PASS	66	Brayden Schager at San Diego St. (10/08)
RECEPTIONS	9	Zion Bowens at San Diego St. (10/08)
YARDS RECEIVING	138	Caleb Phillips at New Mexico St. (09/24)
TD RECEPTIONS	1	Steven Fiso at San Jose St. (11/26)
	1	Caleb Phillips vs UNLV (11/19)
	1	T. Mokiao-Atimalala vs UNLV (11/19)
	1	Zion Bowens vs UNLV (11/19)
	1	Jonah Panoke vs Utah St. (11/12)
	1	Caleb Phillips vs Utah St. (11/12)
	1	T. Mokiao-Atimalala at Fresno St. (11/05)
	1	Zion Bowens vs Wyoming (10/29)
	1	Dedrick Parson vs Wyoming (10/29)
	1	Caleb Phillips at Colorado St. (10/22)
	1	Zion Bowens vs Nevada (10/15)
	1	Zion Bowens at San Diego St. (10/08)
	1	Jalen Walthall at New Mexico St. (09/24)
LONG RECEPTION	66	Zion Bowens at San Diego St. (10/08)
PUNTS	10	Matthew Shipley at Michigan (09/10)
PUNTING AVG	46.0	Matthew Shipley at Fresno St. (11/05)
LONG PUNT	63	Matthew Shipley vs Wyoming (10/29)
PUNTS INSIDE 20	3	Matthew Shipley at San Diego St. (10/08)
	3	Matthew Shipley at Michigan (09/10)
LONG PUNT RETURN	17	Kaulana Makaula vs Duquesne (09/17)
LONG KO RETURN	58	Jalen Perdue vs Duquesne (09/17)
TACKLES	16	Logan Taylor at Colorado St. (10/22)
SACKS	1.5	Andrew Choi vs Utah St. (11/12)
	1.5	Meki Pei vs Utah St. (11/12)
TACKLES FOR LOSS	2	Jonah Kahahawai-Welch vs UNLV (11/19)
	2	Penei Pavihi vs Utah St. (11/12)
	2	Jonah Kahahawai-Welch vs Nevada (10/15)

## OPPONENT TEAM GAME HIGHS

RUSHES	45	at New Mexico St. (Sept. 24)
YARDS RUSHING	404	Vanderbilt (Aug. 27)
YARDS PER RUSH	9.2	Vanderbilt (Aug. 27)
TD RUSHES	5	at Michigan (Sept. 10)
	5	at New Mexico St. (Sept. 24)
	5	Vanderbilt (Aug. 27)
PASS ATTEMPTS	43	Duquesne (Sept. 17)
PASS COMPLETIONS	24	at Fresno St. (Nov. 5)
	24	at San Diego St. (Oct. 8)
YARDS PASSING	327	at Fresno St. (Nov. 5)
YARDS PER PASS	14.5	at Michigan (Sept. 10)
TD PASSES	4	at Fresno St. (Nov. 5)
TOTAL PLAYS	81	Duquesne (Sept. 17)
TOTAL OFFENSE	601	Vanderbilt (Aug. 27)
YARDS PER PLAY	10.7	at Michigan (Sept. 10)
POINTS	63	Vanderbilt (Aug. 27)
SACKS BY	3	at San Jose St. (Nov. 26)
	3	Duquesne (Sept. 17)
	3	Vanderbilt (Aug. 27)
FIRST DOWNS	28	Vanderbilt (Aug. 27)
PENALTIES	9	Utah St. (Nov. 12)
PENALTY YARDS	80	Utah St. (Nov. 12)
TURNOVERS	3	Duquesne (Aug. 17)
PUNTS	6	Utah St. (Nov. 12)
PUNTING AVG	65.0	Vanderbilt (Aug. 27)
LONG PUNT	65	Vanderbilt (Aug. 27)
PUNTS INSIDE 20	3	at San Diego St. (Oct. 8)
LONG PUNT RETURN	37	at New Mexico St. (Sept. 24)

## OPPONENT INDIVIDUAL GAME HIGHS

RUSHES	26	Avery Morrow at Colorado St. (10/22)
YARDS RUSHING	179	D.Q. James vs Wyoming (10/29)
TD RUSHES	2	Andrew Peasley vs Wyoming (10/29)
	2	Avery Morrow at Colorado St. (10/22)
	2	Jamoni Jones at New Mexico St. (09/24)
	2	Mike Wright vs Vanderbilt (08/27)
LONG RUSH	87	Mike Wright vs Vanderbilt (08/27)
PASS ATTEMPTS	37	Doug Brumfield vs UNLV (11/19)
	37	Nate Cox vs Nevada (10/15)
PASS COMPLETIONS	24	Jake Haener at Fresno St. (11/05)
	24	Jalen Mayden at San Diego St. (10/08)
YARDS PASSING	327	Jake Haener at Fresno St. (11/05)
TD PASSES	4	Jake Haener at Fresno St. (11/05)
LONG PASS	68	Cooper Legas vs Utah St. (11/12)
RECEPTIONS	10	Elijah Cooks at San Jose St. (11/26)
YARDS RECEIVING	149	Tyrell Shavers at San Diego St. (10/08)
TD RECEPTIONS	2	Elijah Cooks at San Jose St. (11/26)
	2	Jalen Moreno-Cropper at Fresno St. (11/05)
	2	Will Shepard vs Vanderbilt. (08/27)
LONG RECEPTION	68	Josh Sterzer vs Utah St. (11/12)
FIELD GOALS	4	Daniel Gutierrez vs UNLV (11/19)
LONG FIELD GOALS	48	Daniel Gutierrez vs UNLV (11/19)
	48	Matthew Killam vs Nevada (10/15)
PUNTS	6	Stephen Kotsanlee vs Utah St. (11/12)
PUNTING AVG	65.0	Matt Hayball vs Vanderbilt (08/27)
LONG PUNT	65	Matt Hayball vs Vanderbilt (08/27)
PUNTS INSIDE 20	3	Jack Browning at San Diego St. (10/08)
LONG PUNT RETURN	37	Lawrence Dixon at New Mexico St. (09/24)
LONG KO RETURN	25	Courtney Reese vs UNLV (11/19)
TACKLES	15	Austin Ajiake vs UNLV (11/19)
SACKS	2	Viliani Fehoko at San Jose St. (11/26)
	2	Todd Hill vs Duquesne (09/17)
TACKLES FOR LOSS	3	Viliani Fehoko at San Jose St. (11/26)
	3	DeVonne Harris vs Wyoming (10/29)
INTERCEPTIONS	2	Ike Larsen vs Utah St. (11/12)
	2	Kaleb Oliver vs Western Ky. (09/03)

# 2022 FINAL STATISTICS

TEAM STATISTICS	UH	OPP
<b>SCORING</b>	<b>257</b>	<b>451</b>
Points Per Game	19.8	34.7
Points Off Turnovers	22	65
<b>First Downs</b>	244	282
Rushing	105	132
Passing	120	129
Penalty	19	21
<b>Rushing Yardage</b>	1784	2773
Yards gained rushing	2046	2975
Yards lost rushing	262	202
Rushing attempts	406	495
Average per rush	4.4	5.6
Average per game	137.2	213.3
TDs Rushing	16	28
<b>Passing Yardage</b>	2672	2923
Comp-Att-Int	261-490-12	235-368-10
Average per pass	5.5	7.9
Average per catch	10.2	12.4
Average per game	205.5	224.8
TDs Passing	13	21
<b>Total Offense</b>	4456	5696
Total plays	896	863
Average per play	5.0	6.6
Average per game	342.8	438.2
<b>Kick returns: #-Yards</b>	<b>41-656</b>	<b>9-165</b>
<b>Punt returns: #-Yards</b>	<b>13-49</b>	<b>15-132</b>
<b>Int returns: #-Yards</b>	<b>10-124</b>	<b>12-169</b>
<b>Kick return average</b>	<b>16.0</b>	<b>18.3</b>
<b>Punt return average</b>	<b>3.8</b>	<b>8.8</b>
<b>Int return average</b>	<b>12.4</b>	<b>14.1</b>
<b>Fumbles-Lost</b>	<b>20-8</b>	<b>6-2</b>
<b>Penalties-Yards</b>	<b>73-653</b>	<b>67-632</b>
Average per game	50.2	48.6
<b>Punts-Yards</b>	<b>63-2567</b>	<b>41-1602</b>
Average per punt	40.7	39.1
Net punt average	36.9	37.8
<b>Kickoffs-Yards</b>	<b>54-3429</b>	<b>88-5305</b>
Average per kick	63.5	60.3
Net kick average	39.7	40.1
<b>Time of Possession/Game</b>	<b>28:17</b>	<b>31:43</b>
<b>3rd-down conversion</b>	<b>67/194</b>	<b>62/157</b>
3rd-down pct	35%	39%
<b>4th-down conversion</b>	<b>18/34</b>	<b>13/24</b>
4th-Down Pct	53%	54%
<b>Sacks by-Yards</b>	<b>17-122</b>	<b>20-146</b>
<b>Misc Yards</b>	<b>0</b>	<b>0</b>
<b>Touchdowns scored</b>	<b>30</b>	<b>55</b>
<b>Field goals - attempts</b>	<b>16-20</b>	<b>22-28</b>
<b>On-Side kicks</b>	<b>0-4</b>	<b>1-3</b>
<b>Red-zone scores</b>	<b>(32-39) 82%</b>	<b>(53-60) 88%</b>
<b>Red-zone touchdowns</b>	<b>(18-39) 46%</b>	<b>(36-60) 60%</b>
<b>PAT-attempts</b>	<b>(27-28) 96%</b>	<b>(53-53) 100%</b>
<b>2-point conversion-attempts</b>	<b>(1-2) 50%</b>	<b>(1-2) 50%</b>
<b>Attendance</b>	<b>64468</b>	<b>232824</b>
Games / Avg per game	7/9210	6/
Neutral site games	-	0/0

SCORE BY QUARTERS	1st	2nd	3rd	4th	OT	Total
Hawai'i	55	56	41	105	-	257
Opponents	99	137	99	116	-	451



# 2022 GAME RECAPS

## GAME 1

**V VANDERBILT**  
**H HAWAI'I**

**63**  
**10**

August 27, 2022 • 4:30 p.m. HT

Honolulu, O'ahu • Ching Complex

Attendance: 9,346



	1	2	3	4	OT	Final
Vanderbilt (1-0)	14	7	35	7	-	63
Hawai'i (0-1)	7	3	0	0	-	10

### SCORING SUMMARY

					UH	VAND
1st	UH	TD	12:18	Parson 37 yd rush (Shipley kick)	7	0
	VU	TD	0:36	Sheppard 1 yd pass from Wright (Bulovas kick)	7	7
	VU	TD	0:21	Orji 28 yd fumble recovery (Bulovas kick)	7	14
2nd	UH	FG	10:24	Shipley 40 yd field goal	10	14
	VU	TD	6:01	Wright 1 yd rush (Bulovas kick)	10	21
3rd	VU	TD	14:04	Griffin 10 yd rush (Bulovas kick)	10	28
	VU	TD	9:39	Davis 12 yd rush (Bulovas kick)	10	35
	VU	TD	8:47	Taylor 14 yd fumble return (Bulovas kick)	10	42
	VU	TD	5:49	Wright 87 yd rush (Bulovas kick)	10	49
	VU	TD	1:38	Sheppard 15 yd pass from Wright (Bulovas kick)	10	56
4th	VU	TD	3:37	Lutz 7 yd rush (Bulovas kick)	10	63

### GAME NOTES

- ▶ Vanderbilt wins the first meeting between the teams. The teams will meet next year (2023) in Nashville.
- ▶ UH dropped to 3-10-1 all-time against current SEC teams (3-6-1 at home).
- ▶ UH suffered its largest home defeat at since falling to USC 62-7 in 1999.
- ▶ The Warriors scored the first touchdown of the game, but Vanderbilt 49 unanswered points in the final three quarters, including a 35-point third quarter.
- ▶ Mike Wright's 87-yard touchdown run in the third quarter was the second-longest run ever by a UH opponent.
- ▶ The Commodores scored a pair of defensive touchdowns, both on fumble returns. It had been six years since a UH opponent scored on a fumble return.
- ▶ Junior wide receiver Jonah Panoke racked up career highs in both receptions (7) and receiving yards (101)
- ▶ Virdel Edwards II and Leonard Lee led UH with a career-high six tackles each.
- ▶ Edwards and Lee were among 13 players to make their first career starts as Rainbow Warriors. Eight were on defense and five on offense.
- ▶ Matthew Shipley nailed a 40-yard field goal in the second quarter. He's now made 12 straight field goals from 40 yards and in dating back to last season.

### TEAM STAT COMPARISON

	UH	VANDY
FIRST DOWNS	20	28
RUSHES-YARDS (NET)	26-108	44-404
PASSING YDS (NET)	250	197
Passes Att-Comp-Int	28-55-0	16-28-0
TOTAL OFFENSE PLAYS-YARDS	81-358	72-601
Fumble Returns-Yards	0-0	2-42-2
Punt Returns-Yards	0-0	1-1
Kickoff Returns-Yards	6-89	1-16
Interception Returns-Yards	0-0	0-0
Punts (Number-Avg)	6-36.7	1-65.0
Fumbles-Lost	4-2	1-0
Penalties-Yards	8-72	5-60
Possession Time	28:57	31:03
Third-Down Conversions	5 of 16	5 of 11
Fourth-Down Conversions	0 of 4	1 of 5
Red-Zone Scores-Chances	1-2	6-6
Sacks By: Number-Yards	0-0	3-22

### HAWAI'I TOP PERFORMERS

RUSHING:	No.	Yds.	Avg.	TD	LG
Parson	13	82	6.3	1	37
Bryant-Lelei	4	21	5.2	0	9
Johnson	3	21	7.0	0	18
PASSING:	C-Att.-I	Yds	TD	LG	SK
Schager	18-35-0	161	0	31	1
Yellen	10-20-0	89	0	18	2
RECEIVING:	No.	Yds.	TD	LG	
Panoke	7	101	0	28	
Walthall	5	61	0	31	
J. Phillips	7	33	0	12	
DEFENSE:	TOT	SK	TFL	INT	PBU
Edwards	6	0.0	0.0	0	0
Lee	6	0.0	0.0	0	1
Tufaga	5	0.0	0.0	0	0

# 2022 GAME RECAPS

## GAME 2

# WESTERN KENTUCKY 49 HAWAI'I 17

Sept. 3, 2022 • 6:00 p.m. HT

Honolulu, O'ahu • Ching Complex

Attendance: 9,346



	1	2	3	4	OT	Final
Western Kentucky (2-0)	0	21	7	21	-	49
<b>Hawai'i (0-2)</b>	<b>3</b>	<b>7</b>	<b>0</b>	<b>7</b>	<b>-</b>	<b>17</b>

### SCORING SUMMARY

	UH	FG	Time	Description	UH	WKU
1st	UH	FG	11:46	Shiple 40 yd field goal	3	0
2nd	WK	TD	13:23	Smith 5 yd pass from Reed (Naverson kick)	3	7
	WK	TD	11:36	Jones 38 yd interception return (Naverson kick)	3	14
	UH	TD	7:40	Parson 9 yd rush	10	14
	WK	TD	2:52	Simon 47 yd pass from Reed (Bulovas kick)	10	21
3rd	WK	TD	7:37	Hall 17 yd pass from Reed (Naverson kick)	10	28
4th	WK	TD	12:35	Robichaux 7 yd rush (Naverson kick)	10	35
	UH	TD	9:18	Bryant-Lelei 1 yd rush (Shiple kick)	17	35
	WK	TD	5:58	Reed 2 yd rush (Naverson kick)	17	42
	WK	TD	5:20	Ervin-Pointdexter 2 yd rush (Naverson kick)	17	49

### GAME NOTES

- ▶ UH fell in the first-ever meeting between the teams.
- ▶ The Rainbow Warriors started the season 0-2 for the first time since 2016.
- ▶ It was UH's second straight home loss to start the season. The last time that happened was in 2014 (Washington and Oregon State).
- ▶ UH turned the ball over six times, with the Hilltoppers capitalizing for 28 points off of those turnovers.
- ▶ Quarterbacks Brayden Schager and Joey Yellen combined to throw five interceptions, with Schager throwing four and Yellen one. UH's last five-interception game was in the 2010 Hawai'i Bowl.
- ▶ Three UH quarterbacks – Yellen, Schager and Cammon Cooper – saw action within the first 1.5 quarters of action.
- ▶ Nasjzae Bryant-Lelei scored his first career touchdown as a Rainbow Warrior with a 1-yard plunge in the fourth quarter.
- ▶ UH benefited from its first two turnovers of the season.
- ▶ The Warriors defense recorded its first turnover of the season with Malik Hausman's interception in the third quarter.

Matthew Shiple nailed a 40-yard field goal in the first quarter. He's now made 13 straight field goals from 40 yards and in dating back to last season.

### TEAM STAT COMPARISON

	UH	WKU
FIRST DOWNS	20	24
RUSHES-YARDS (NET)	35-94	29-141
PASSING YDS (NET)	266	271
Passes Att-Comp-Int	26-44-5	22-33-1
TOTAL OFFENSE PLAYS-YARDS	79-360	60-412
Fumble Returns-Yards	0-0	1-5
Punt Returns-Yards	1-0	1-(-12)
Kickoff Returns-Yards	5-90	1-23
Interception Returns-Yards	1-0	5-100-1
Punts (Number-Avg)	4-43.8	3-41.7
Fumbles-Lost	1-1	1-1
Penalties-Yards	12-109	7-72
Possession Time	34:15	25:45
Third-Down Conversions	4 of 16	1 of 7
Fourth-Down Conversions	1 of 4	1 of 2
Red-Zone Scores-Chances	3-4	5-6
Sacks By: Number-Yards	0-0	2-11

### HAWAI'I TOP PERFORMERS

RUSHING:	No.	Yds.	Avg.	TD	LG
Bryant-Lelei	13	64	4.9	1	13
Parson	15	29	1.9	1	9
Schager	1	17	17.0	0	17

PASSING:	C-Att-I	Yds	TD	LG	SK
Schager	22-33-4	230	0	31	0
Yellen	4-11-1	36	0	22	2

RECEIVING:	No.	Yds.	TD	LG
Parson	4	27	0	11
Walshall	3	53	0	31
C. Phillips	3	30	0	22

DEFENSE:	TOT	SK	TFL	INT	PBU
Pavihi	6	0.0	0.5	0	0
Lee	6	0.0	0.0	0	0
Forest	5	0.0	0.0	0	1

# 2022 GAME RECAPS

## GAME 3

**HAWAI'I** **10**  
**MICHIGAN** **56**

Sept. 10, 2022 • 9:00 p.m. ET

Ann Arbor, Mich. • Michigan Stadium

Attendance: 110,012



	1	2	3	4	OT	Final
<b>Hawai'i (0-3)</b>	<b>0</b>	<b>0</b>	<b>3</b>	<b>7</b>	<b>-</b>	<b>10</b>
<b>#4 Michigan (2-0)</b>	21	21	0	14	-	56

### SCORING SUMMARY

						UH	UM
1st	UM	TD	12:48	Wilson 42 pass from McCarthy (Moody kick)		0	7
	UM	TD	7:36	Corum 1 yd touchdown (Moody kick)		0	14
	UM	TD	4:23	Wilson 21 yd rush (Moody kick)		0	21
2nd	UM	TD	12:05	Bell 13 yd pass from McCarthy (Moody kick)		0	28
	UM	TD	8:38	Edwards 1 yd rush (Moody kick)		0	35
	UM	TD	1:06	Johnson 17 yd pass from McCarthy		0	42
3rd	UH	FG	3:51	Shipley 26 yd field goal		3	42
4th	UM	TD	14:54	Stokes 15 yd rush (Andersen kick)		3	49
	UH	TD	11:27	T. Hines 54 yd rush (Shipley kick)		10	49
	UM	TD	7:59	Gash 38 yd rush (Doman kick)		10	56

### GAME NOTES

- ▶ The Wolverines scored on their first three drives, including a touchdown on just its second play from scrimmage.
- ▶ Michigan scored a touchdown on five of its first six drives and took a 42-0 lead into the locker room. The Wolverines out-gained UH 410-47 in the first half alone.
- ▶ The Warriors shutout the Wolverines in the third quarter and out-gained them 206-178 in the final two quarters.
- ▶ UH put 10 points on the board after the break, highlighted by a dynamic 54-yard scoring run by freshman Tylan Hines for his first career touchdown.
- ▶ After committing eight turnovers in its first two contests, UH enjoyed its first turnover-free game since the 2020 New Mexico Bowl.
- ▶ Virdel Edwards recorded his first career interception for UH in the third quarter.
- ▶ The Warriors got their first two sacks of the season with takedowns by both Blessman Ta'ala and John Tuitupou.
- ▶ UH had just one penalty for 10 yards, its lowest total since its 2018 win over Navy.
- ▶ Hawai'i dropped to 9-25 overall against current members of the Big Ten conference, including a 1-11 road record.

### TEAM STAT COMPARISON

	UH	UM
FIRST DOWNS	13	23
RUSHES-YARDS (NET)	32-140	33-268
PASSING YDS (NET)	113	320
Passes Att-Comp-Int	13-37-0	17-22-1
TOTAL OFFENSE PLAYS-YARDS	69-253	55-588
Fumble Returns-Yards	0-0	0-0
Punt Returns-Yards	0-0	6-49
Kickoff Returns-Yards	1-23	1-12
Interception Returns-Yards	1-0	0-0
Punts (Number-Avg)	10-40.5	4-41.0
Fumbles-Lost	0-0	1-0
Penalties-Yards	1-10	3-35
Possession Time	32:40	27:20
Third-Down Conversions	7 of 19	2 of 6
Fourth-Down Conversions	0 of 1	0 of 0
Red-Zone Scores-Chances	1-2	5-5
Sacks By: Number-Yards	2-17	1-6

### HAWAI'I TOP PERFORMERS

RUSHING:	No.	Yds.	Avg.	TD	LG
T. Hines	8	75	9.4	1	54
Parson	12	28	2.3	0	7
Johnson	5	25	5.0	0	16
PASSING:	C-Att.-I	Yds	TD	LG	SK
Yellen	13-36-0	113	0	21	1
RECEIVING:	No.	Yds.	TD	LG	
J. Phillips	3	33	0	19	
C. Hines	3	14	0	6	
Panoke	2	17	0	13	
Murray	2	15	0	13	
DEFENSE:	TOT	SK	TFL	INT	PBU
Pavihi	6	0.0	0.0	0	0
Edwards	5	0.0	0.0	1	0
Thompson	4	0.0	0.0	0	0

# 2022 GAME RECAPS

## GAME 4

**DUQUESNE** 14  
**HAWAI'I** 24

Sept. 17, 2022 • 6:00 p.m. HT

Honolulu, O'ahu • Ching Complex

Attendance: 8,991



	1	2	3	4	OT	Final
Duquesne (1-3)	3	3	0	8	-	14
<b>Hawai'i (1-3)</b>	<b>7</b>	<b>7</b>	<b>0</b>	<b>10</b>	<b>-</b>	<b>24</b>

### SCORING SUMMARY

					UH	DU
1st	DU	FG	6:17	Bruzdewicz 26 yd field goal	0	3
2nd	UH	TD	4:20	Parson 5 yd rush (Shipley kick)	7	3
	UH	TD	11:00	Parson 17 yd rush (Shipley kick)	14	3
	DU	FG	0:00	Bruzdewicz 30 yd field goal	14	6
4th	UH	TD	14:08	Pavihi 50 yd interception return	21	6
	UH	FG	6:33	Shipley 29 yd field goal	24	6
	DU	TD	2:15	Menders 29 yd pass from Perrantes (Hart from Perrantes)	24	14

### GAME NOTES

- ▶ Hawai'i picked up its first win of the season and gave head coach Timmy Chang his first career victory..
- ▶ The Rainbow Warriors made a pair of big plays on special teams in the first half, before forcing three turnovers at key moments in the second half to seal the win.
- ▶ UH earned the victory despite finishing with just 184 yards of total offense, while running 46 offensive plays and losing the time of possession battle 37:02-22:58..
- ▶ UH improved to 2-0 against Duquesne and have now won its last 19 games against FCS teams dating back to the 2001 season.
- ▶ The Warriors won their last fifth straight Homecoming game.
- ▶ Malik Hausman recorded a pair of interceptions, both of them in the second half and both in the endzone to squash a pair of Duquesne scoring drives.
- ▶ Hausman is the first UH player to come away with multiple interceptions and at least three pass breakups in a game since Nov. 24, 2012 (John Hardy-Tuliau). Hausman leads the team with three interceptions..
- ▶ UH blocked its first punt since 2019 when Kaulana Makaula blocked a Duquesne punt in the second quarter to set up a UH touchdown.

### TEAM STAT COMPARISON

	UH	DU
FIRST DOWNS	13	24
RUSHES-YARDS (NET)	25-91	38-134
PASSING YDS (NET)	93	230
Passes Att-Comp-Int	14-21-1	22-43-3
TOTAL OFFENSE PLAYS-YARDS	46-184	81-364
Fumble Returns-Yards	0-0	0-0
Punt Returns-Yards	1-28	0-0
Kickoff Returns-Yards	3-67	1-17
Interception Returns-Yards	3-73-1	1-0
Punts (Number-Avg)	3-40.3	4-19.0
Fumbles-Lost	3-1	0-0
Penalties-Yards	8-75	3-17
Possession Time	22:58	37:02
Third-Down Conversions	4 of 10	7 of 17
Fourth-Down Conversions	1 of 1	1 of 1
Red-Zone Scores-Chances	3-4	2-4
Sacks By: Number-Yards	1-10	3-22

### HAWAI'I TOP PERFORMERS

RUSHING:	No.	Yds.	Avg.	TD	LG
Parson	11	58	5.3	2	17
Bryant-Lelei	10	57	5.7	0	19
PASSING:	C-Att-I	Yds	TD	LG	SK
Yellen	13-20-1	86	0	20	2
Schager	1-1-0	7	0	7	1
RECEIVING:	No.	Yds.	TD	LG	
Scott	7	53	0	13	
Panoke	4	22	0	11	
J. Phillips	1	20	0	20	
DEFENSE:	TOT	SK	TFL	INT	PBU
Tufaga	8	0.0	0.0	0	1
Edwards	7	0.0	0.0	0	1
Pavihi	4	1.0	1.0	1	0
Hausman	2	0.0	0.0	2	3

# 2022 GAME RECAPS

## GAME 5

**HAWAI'I 26**  
**NEW MEXICO STATE 45**

Sept. 25, 2022 • 6:00 p.m. MT

Las Cruces, N.M. • Aggie Memorial Stadium

Attendance: 12,879



	1	2	3	4	OT	Final
<b>Hawai'i (1-4)</b>	<b>7</b>	<b>3</b>	<b>7</b>	<b>9</b>	-	<b>26</b>
New Mexico State (1-4)	14	21	7	3	-	45

### SCORING SUMMARY

						UH	NMSU
1st	UH	TD	11:55	Parson 1 yd rush (Shipley kick)		7	0
	NMS	TD	9:00	Thomas 27 yd rush (Money kick)		7	7
	NMS	TD	3:58	Frakes 20 yd rush (Money kick)		7	14
2nd	NMS	TD	14:57	Jones 3 yd rush (Money kick)		7	21
	NMS	FG	10:34	Shipley 23 yd field goal		10	21
	NMS	TD	3:41	Jones 2 yd rush (Money kick)		10	28
	NMS	TD	0:16	Whitford 1 yd pass from Frakes (Money kick)		10	35
3rd	NMS	TD	7:02	Watkins 1 yd rush		10	42
	UH	TD	1:46	Walthall 16 yd pass from Schager		17	42
4th	UH	FG	10:55	Shipley 30 yd field goal		20	42
	NMS	FG	6:53	Money 26 yd field goal		20	45
	UH	TD	1:28	Parson 1 yd rush (2 pt attempt failed)		26	45

### GAME NOTES

- ▶ The loss was UH's first-ever to the Aggies, as the Rainbow Warriors came in to the game 10-0 all-time versus New Mexico St.
- ▶ UH was also undefeated in its previous four visits to Las Cruces.
- ▶ The Aggies scored 45 points, their most-ever against UH. The previous high was 34 points (2011, '21), which they eclipsed in the first half alone (35 points).
- ▶ UH has dropped 21 of its last 23 non-conference regular-season road games dating back to 2010.
- ▶ UH threw its first touchdown pass of the season when Braden Schager found Jalen Walthall for a 16-yard score. UH entered the game as one of two teams in the nation to have not thrown at TD pass with the other being South Florida.
- ▶ UH won the turnover battle for the third straight game and the offense enjoyed a turnover free game for the second time in the last three games.
- ▶ Caleb Phillips led UH with a career-high eight catches for 138 yards. It was the best performance by a UH player this year in both receptions and receiving yards.
- ▶ Jalen Walthall scored his first career touchdown on a 16-yard pass Schager.
- ▶ Virdeell Edwards II recorded his second interception of the season with a third-quarter pick. Both of his interceptions have come on the road (also at Michigan).

### TEAM STAT COMPARISON

	UH	NMSU
FIRST DOWNS	23	19
RUSHES-YARDS (NET)	37-150	45-357
PASSING YDS (NET)	261	81
Passes Att-Comp-Int	22-39-0	8-15-1
TOTAL OFFENSE PLAYS-YARDS	76-411	60-438
Fumble Returns-Yards	0-0	0-0
Punt Returns-Yards	1-4	2-38
Kickoff Returns-Yards	2-25	0-0
Interception Returns-Yards	1-0	0-0
Punts (Number-Avg)	4-36.8	2-52.0
Fumbles-Lost	0-0	1-0
Penalties-Yards	6-39	8-69
Possession Time	32:47	27:13
Third-Down Conversions	4 of 16	6 of 11
Fourth-Down Conversions	4 of 5	1 of 1
Red-Zone Scores-Chances	5-5	6-6
Sacks By: Number-Yards	0-0	1-4

### HAWAI'I TOP PERFORMERS

RUSHING:	No.	Yds.	Avg.	TD	LG
Parson	16	69	4.3	2	16
T. Hines	6	39	6.5	0	36
Johnson	4	23	5.8	0	12

PASSING:	C-Att-I	Yds	TD	LG	SK
Schager	22-39-0	261	1	40	1

RECEIVING:	No.	Yds.	TD	LG
C. Phillips	8	138	0	40
Scott	4	31	0	15
J. Phillips	3	40	0	24
Walthall	2	23	1	16

DEFENSE:	TOT	SK	TFL	INT	PBU
Pavihi	7	0.0	0.0	0	0
Pei	6	0.0	1.0	0	1
Edwards	4	0.0	0.0	1	0

# 2022 GAME RECAPS

## GAME 6

**HAWAI'I** 14  
**SAN DIEGO ST.** 16

Oct. 8, 2022 • 7:30 p.m. PT

San Diego, Calif. • Snapdragon Stadium

Attendance: 33,073



	1	2	3	4	OT	Final
<b>Hawai'i (1-5, 0-1)</b>	<b>0</b>	<b>0</b>	<b>7</b>	<b>7</b>	-	<b>14</b>
San Diego State (3-3, 1-1)	0	3	7	6	-	16

SCORING SUMMARY				UH	SDSU
2nd	SDSU	FG	0:39 Browning 45 yd field goal	0	3
3rd	SDSU	TD	10:58 Bryd 15 yd pass from Mayden (Browning kick)	0	10
	UH	TD	8:27 Bowens 66 yd pass from Schager (Shipley kick)	7	10
	SDSU	FG	11:16 Browning 30 yd field goal	7	13
	UH	TD	1:19 Parson 22 yd rush (Shipley kick)	14	13
	SDSU	FG	0:07 Browning 26 yd field goal	14	16

### GAME NOTES

- ▶ Jack Browning connected on a 26-yard field goal with seven seconds left to lift the Aztecs over the Rainbow Warriors in UH's first game at Snapdragon Stadium.
- ▶ UH had taken the lead, 14-13, with 1:19 left on a Dedrick Parson touchdown run Parson has scored in five of six games and has a team-high seven touchdowns.
- ▶ SDSU has won 18 of the last 22 in the series, including 10 of the last 11 at home.
- ▶ Four of the last five meetings have been decided by seven points or less.
- ▶ UH lost its first MW opener on the road since 2017 at Wyoming. UH had won its previous three MW openers on the road (2018, '19, '20).
- ▶ UH limited SDSU to just three points in the first half, the lowest output by a UH opponent this year. The Warriors also held the Aztecs to just 95 yards for the game, nearly 100 yards below their average.
- ▶ UH had a season high 6.0 tackles-for-loss, including a pair of sacks.

### TEAM STAT COMPARISON

	UH	SDSU
FIRST DOWNS	17	22
RUSHES-YARDS (NET)	24-146	35-95
PASSING YDS (NET)	196	322
Passes Att-Comp-Int	20-34-0	24-36-0
TOTAL OFFENSE PLAYS-YARDS	58-342	71-417
Fumble Returns-Yards	0-0	0-0
Punt Returns-Yards	3-0	1-10
Kickoff Returns-Yards	5-93	0-0
Interception Returns-Yards	0-0	0-0
Punts (Number-Avg)	7-45.1	5-44.8
Fumbles-Lost	2-1	0-0
Penalties-Yards	2-11	4-33
Possession Time	23:50	36:10
Third-Down Conversions	3 of 10	7 of 16
Fourth-Down Conversions	0 of 0	1 of 1
Red-Zone Scores-Chances	0-0	3-4
Sacks By: Number-Yards	2-17	0-0

### HAWAI'I TOP PERFORMERS

RUSHING:	No.	Yds.	Avg.	TD	LG
Parson	14	70	5.0	1	22
T. Hines	8	68	8.5	0	27
PASSING:	C-Att-I	Yds	TD	LG	SK
Schager	20-34-0	196	1	66	0
RECEIVING:	No.	Yds.	TD	LG	
Bowens	9	108	1	66	
Nishigaya	3	36	0	15	
Walthall	3	29	0	12	
C. Phillips	2	6	0	4	
DEFENSE:	TOT	SK	TFL	INT	PBU
Pavihi	10	0.0	0.5	0	0
Manuma	10	0.0	0.0	0	0
Pei	8	0.0	0.0	0	2
Tufaga	6	0.0	1.5	0	0

# 2022 GAME RECAPS

## GAME 7

NEVADA  
HAWAI'I

16  
31

Oct. 15, 2022 • 6:00 p.m. HT

Honolulu, O'ahu • Ching Complex

Attendance: 9,231



	1	2	3	4	OT	Final
Nevada (2-5, 0-3)	7	6	3	0	-	16
<b>Hawai'i (2-5, 1-1)</b>	<b>14</b>	<b>7</b>	<b>0</b>	<b>10</b>	-	<b>31</b>

### SCORING SUMMARY

					UH	NV
1st	UH	TD	11:25	Parson 1 yd rush (Shipley kick)	7	0
	NV	TD	4:06	Lee 1 yd rush (Killam kick)	7	7
	UH	TD	2:21	Bowens 48 yd pass from Schager (Shipley kick)	14	7
2nd	NV	FG	12:39	Killam 36 yd field goal	14	10
	UH	TD	9:11	Parson 9-yd rush (Shipley kick)	21	10
	NV	FG	2:10	Killam 48 yd field goal	21	13
3rd	NV	FG	3:19	Killam 20 yd field goal	21	16
4th	UH	TD	10:13	Parson 2-yd rush (Shipley kick)	28	16
	UH	FG	1:37	Shipley 27 yd field goal	31	16

### GAME NOTES

- ▶ UH handed head coach Timmy Chang his first-ever conference win and his first-ever win over an FBS opponent.
- ▶ UH scored a season-high 31 points and rushed for a season high 223 yards.
- ▶ The Warriors have limited its second straight opponent to just 16 points in each of its last two games and held Nevada to 277 yards of total offense, s season-low by a UH opponent.
- ▶ UH has defeated Nevada three times in the last four meetings.
- ▶ The Warriors recorded a season-high six offensive plays of 20 or more yards (4 pass, 2 rush).
- ▶ UH eclipsed its season-high for tack-for-loss for the second straight game with 7.0 versus Nevada. UH has 13 TFLS in the last two games.
- ▶ Dedrick Parson tallied 136 yards for his second career 100-yard performance and tied his career high with three rushing touchdowns.
- ▶ Zion Bowens scored for the second straight game with a 48-yard TD.
- ▶ John Tuitupou recorded his team-best third sack of the season with his strip sack of Nate Cox in the fourth quarter that helped seal the UH win.

### TEAM STAT COMPARISON

	UH	NEV
FIRST DOWNS	17	20
RUSHES-YARDS (NET)	46-223	28-89
PASSING YDS (NET)	173	188
Passes Att-Comp-Int	13-25-1	22-38-0
TOTAL OFFENSE PLAYS-YARDS	66-277	66-277
Fumble Returns-Yards	0-0	0-0
Punt Returns-Yards	0-0	1-28
Kickoff Returns-Yards	3-36	2-34
Interception Returns-Yards	0-0	0-0
Punts (Number-Avg)	3-38.0	3-31.7
Fumbles-Lost	2-0	2-1
Penalties-Yards	8-70	3-34
Possession Time	30:26	29:34
Third-Down Conversions	8 of 17	4 of 13
Fourth-Down Conversions	4 of 4	2 of 3
Red-Zone Scores-Chances	4-4	3-3
Sacks By: Number-Yards	1-4	1-5

### HAWAI'I TOP PERFORMERS

RUSHING:	No.	Yds.	Avg.	TD	LG
Parson	24	136	5.7	3	26
T. Hines	12	70	5.8	0	30
Bryant-Lelei	3	3	1.0	0	5

PASSING:	C-Att.-I	Yds	TD	LG	SK
Schager	13-25-1	173	1	48	1

RECEIVING:	No.	Yds.	TD	LG
Bowens	4	79	1	48
Scott	4	14	0	10
Cenacle	2	42	0	24
Walthall	1	28	0	28

DEFENSE:	TOT	SK	TFL	INT	PBU
Pavihi	8	0.0	0.0	0	0
Nelson II	8	0.0	0.0	0	1
Manuma	7	0.0	1.0	0	0
Tuitupou	4	1.0	1.0	0	0

# 2022 GAME RECAPS

## GAME 8

**HAWAI'I** **13**  
**COLORADO ST.** **17**

Oct. 22, 2022 • 2:00 p.m. MT

Fort Collins, Colo. • Canvas Stadium

Attendance: 22,843



	1	2	3	4	OT	Final
<b>Hawai'i (2-6, 1-2)</b>	<b>3</b>	<b>10</b>	<b>0</b>	<b>0</b>	-	<b>13</b>
Colorado State (2-5, 2-1)	0	3	7	7	-	17

### SCORING SUMMARY

					UH	CSU
1st	UH	FG	9:24	Shipleigh 27 yd field goal	3	0
2nd	CSU	FG	12:41	Boyle 38 yd field goal	3	3
	UH	TD	7:15	C. Phillips 1 yd pass from Schager (Shipleigh kick)	10	3
	UH	FG	0:00	Shipleigh 23 yd field goal	13	3
3rd	CSU	TD	9:23	Morrow 1 yd rush (Boyle kick)	13	10
4th	CSU	TD	1:28	Morrow 10 yd rush (Boyle kick)	13	17

### GAME NOTES

- ▶ The Rams snapped a two-game skid against the Warriors and have won eight of the last ten meetings.
- ▶ UH dropped to 0-4 on the road this season. The last two road losses have come by a combined six points.
- ▶ UH held its third straight opponent to 17 points or less. It's the first time since 2009 that UH has held three straight opponents to 17 points or less.
- ▶ UH has committed only two turnovers in four road games this season. Both turnovers came in the last minute of the game.
- ▶ UH has surrendered just one sack in the last three games.
- ▶ In his second straight start, Logan Taylor again eclipsed his career high with a team-best 16 tackles.
- ▶ It was the most tackles by a Rainbow Warrior this year and the most since Darius Muasau had 16 at Utah State last season.
- ▶ Caleb Phillips scored his first touchdown of the season and the third of his career with a 1-yd catch in the second quarter for UH's lone TD of the day.
- ▶ Freshman Peter Manuma had a team-high 10 tackles in his first career start. Andrew Choi and Noah Kema also made their first starts for the UH defense.

### TEAM STAT COMPARISON

	UH	CSU
FIRST DOWNS	15	19
RUSHES-YARDS (NET)	22-84	40-209
PASSING YDS (NET)	173	177
Passes Att-Comp-Int	18-30-1	17-24-0
TOTAL OFFENSE PLAYS-YARDS	52-257	64-386
Fumble Returns-Yards	0-0	0-0
Punt Returns-Yards	1-0	0-0
Kickoff Returns-Yards	1-24	0-0
Interception Returns-Yards	0-0	0-0
Punts (Number-Avg)	5-41.4	2-32.5
Fumbles-Lost	3-0	0-0
Penalties-Yards	4-23	5-50
Possession Time	24:15	35:06
Third-Down Conversions	4 of 12	3 of 12
Fourth-Down Conversions	0 of 0	3 of 6
Red-Zone Scores-Chances	3-3	2-4
Sacks By: Number-Yards	0-0	0-0

### HAWAI'I TOP PERFORMERS

RUSHING:	No.	Yds.	Avg.	TD	LG
Parson	15	71	4.7	0	17
T. Hines	2	21	10.5	0	18

PASSING:	C-Att.-I	Yds	TD	LG	SK
Schager	18-30-1	173	1	26	0

RECEIVING:	No.	Yds.	TD	LG
Parson	6	29	0	7
Bowens	2	38	1	26
Scott	2	38	0	24
C. Phillips	3	13	1	6

DEFENSE:	TOT	SK	TFL	INT	PBU
Taylor	16	0.0	1.5	0	0
Manuma	10	0.0	0.0	0	1
Hausman	8	0.0	1.0	0	0
Nelson	6	0.0	1.5	0	0



# 2022 GAME RECAPS

## GAME 9



# WYOMING

# 27



# HAWAI'I

# 20

October 29, 2022 • 6:00 p.m. HT

Honolulu, O'ahu • Ching Complex

Attendance: 9,346



	1	2	3	4	OT	Final
Wyoming (6-3, 4-1)	0	10	3	14	-	27
<b>Hawai'i (2-7, 1-3)</b>	<b>7</b>	<b>3</b>	<b>3</b>	<b>7</b>	<b>-</b>	<b>20</b>

### SCORING SUMMARY

	UH	TD	Time	Description	UH	WY
1st	UH	TD	8:12	Parson 22 yd pass from Schager (Shipley kick)	7	0
2nd	UH	FG	11:37	Shipley 29 yd field goal	10	0
	WY	TD	9:46	Peasley 35 yd rush	10	7
	WY	FG	1:54	Hoyland 34 yd field goal	10	10
3rd	WY	FG	7:34	Hoyland 38 yd field goal	10	13
	UH	FG	2:08	Shipley 20 yd field goal	13	13
4th	WY	TD	12:09	McNeely 61 yd rush (Hoyland kick)	13	20
	WY	TD	4:12	Peasley 4 yd rush (Hoyland kick)	13	27
	UH	TD	1:40	Bowens 20 yd pass from Schager (Shipley kick)	20	27

### GAME NOTES

- ▶ Wyoming regained possession of the Paniolo Trophy.
- ▶ UH had defeated Wyoming in its previous two meetings in Honolulu since becoming Mountain West rivals.
- ▶ All three of UH's Mountain West losses have been by a single possession (by a combined 13 points).
- ▶ UH enjoyed its third turnover-free game this season. Ironically, the Warriors have lost all three of those games.
- ▶ Wyoming rushed for 365 yards, the second highest total by a UH opponent this year (Vanderbilt, 404).
- ▶ The Warriors allowed an opponent to score better than 20 points for the first time since its Sept. 24 loss at New Mexico State.
- ▶ Tylan Hines posted his first career 100-yard rushing game. The freshman finished with 103 yards on just 11 carries..
- ▶ Peter Manuma recorded his first two career interceptions with a pair of picks of Andrew Peasley. The freshman also added a sack and forced fumble.
- ▶ Mathew Shipley missed just his second field goal attempt this season when his 37-yd attempt hit the left upright. He hit two FGs later and is 11-13 on the year.
- ▶ Shipley also booted a career-long 63-yard punt in the fourth quarter.

### TEAM STAT COMPARISON

	UH	WY
FIRST DOWNS	22	19
RUSHES-YARDS (NET)	29-145	44-365
PASSING YDS (NET)	205	76
Passes Att-Comp-Int	23-46-0	7-15-2
TOTAL OFFENSE PLAYS-YARDS	75-350	59-441
Fumble Returns-Yards	0-0	0-0
Punt Returns-Yards	3-17	0-0
Kickoff Returns-Yards	4-78	0-0
Interception Returns-Yards	2-30	0-0
Punts (Number-Avg)	5-45.4	4-41.5
Fumbles-Lost	1-0	1-0
Penalties-Yards	2-20	6-60
Possession Time	26:52	33:08
Third-Down Conversions	6 of 17	4 of 11
Fourth-Down Conversions	2 of 3	0 of 0
Red-Zone Scores-Chances	2-3	3-3
Sacks By: Number-Yards	3-23	1-6

### HAWAI'I TOP PERFORMERS

RUSHING:	No.	Yds.	Avg.	TD	LG
T. Hines	11	103	9.4	0	20
Parson	12	29	2.4	0	11
Schager	4	14	3.5	0	9

PASSING:	C-Att-I	Yds	TD	LG	SK
Schager	23-45-0	205	2	23	1

RECEIVING:	No.	Yds.	TD	LG
Bowens	4	35	1	20
Cenacle	4	22	0	8
Parson	3	48	1	22
Mokiao-Atimalala	3	34	0	15

DEFENSE:	TOT	SK	TFL	INT	PBU
Taylor	13	1.0	1.5	0	0
Edwards	6	0.0	0.0	0	0
B. Ta'ala	6	0.0	1.0	0	0
Manuma	5	1.0	1.0	2	0

# 2022 GAME RECAPS

## GAME 10


# HAWAI'I 13

# FRESNO STATE 55

Nov. 5, 2022 • 7:30 p.m. PT

Fresno, Calif. • Valley Children's Stadium

Attendance: 39,005



	1	2	3	4	OT	Final
Hawai'i (2-8, 1-4)	0	0	0	13	-	13
Fresno State (5-4, 4-1)	17	14	10	14	-	55

### SCORING SUMMARY

	UH	FS
1st FS FG 6:54 Montano 31 yd field goal	0	3
FS TD 4:55 Lockridge 31 yd interception return (Montano kick)	0	10
FS TD 1:59 Mims 22 yd rush (Montano kick)	0	17
2nd FS TD 7:16 Moreno-Cropper 7 yd pass from Haener (Lynch kick)	0	24
FS TD 0:41 Brooks 16 yd pass from Haener (Lynch kick)	0	31
3rd FS FG 9:12 Lynch 25 yd field goal	0	34
FS TD 6:22 Moreno-Cropper 59 yd pass from Haener (Lynch kick)	0	41
4th FS TD 14:18 Remigio 11 yd pass from Haener (Lynch kick)	0	48
FS TD 9:33 Gilliam 7 yd pass from Haener (Lynch kick)	0	55
UH TD 3:45 Bryant-Lelei 1 yd rush (Shipley kick)	7	55
UH TD 0:35 Mokiao-Atimalala 4 yd pass from Schager (Shipley kick blocked)	13	55

### GAME NOTES

- ▶ The 42-point loss was the second largest ever against the Bulldogs in 55 all-time meetings.
- ▶ UH dropped to 0-5 on the road this season, including 0-3 in Mountain West play.
- ▶ Since the teams joined the Mountain West in 2012, Fresno State has won eight of the 11 match-ups.
- ▶ Hawai'i has dropped nine of its last 10 national TV games dating back to last year.
- ▶ UH was shutout at half for the third time this season (also at Michigan and San Diego State).
- ▶ UH gave up its first passing touchdown in four games with a second-quarter Bulldog score. UH last surrendered a passing TD in its road loss to San Diego State on October 8.
- ▶ Fresno State's 327 passing yards were the most by a UH opponent this year.
- ▶ Tamatoa Mokiao-Atimalala scored his first career-touchdown on a 4-yard pass from Brayden Schager.
- ▶ Tylan Hines exceeded 100 yards from scrimmage for the second straight game after finishing with a team-highs in rushing (79) and receiving (48).

### TEAM STAT COMPARISON

	UH	FS
FIRST DOWNS	21	27
RUSHES-YARDS (NET)	34-158	39-245
PASSING YDS (NET)	204	327
Passes Att-Comp-Int	20-40-1	24-29-0
TOTAL OFFENSE PLAYS-YARDS	74-362	68-572
Fumble Returns-Yards	0-0	0-0
Punt Returns-Yards	0-0	1-4
Kickoff Returns-Yards	3-45	0-0
Interception Returns-Yards	0-0	1-31
Punts (Number-Avg)	3-46.0	1-26.0
Fumbles-Lost	0-0	0-0
Penalties-Yards	3-19	1-15
Possession Time	27:44	32:16
Third-Down Conversions	6 of 15	8 of 12
Fourth-Down Conversions	1 of 4	1 of 1
Red-Zone Scores-Chances	2-2	6-6
Sacks By: Number-Yards	1-3	2-9

### HAWAI'I TOP PERFORMERS

RUSHING:	No.	Yds.	Avg.	TD	LG
T. Hines	11	79	7.2	0	13
Schager	8	49	6.1	0	24
Bryant-Lelei	6	17	2.8	1	8

PASSING:	C-Att-I	Yds	TD	LG	SK
Schager	20-40-1	204	1	33	2

RECEIVING:	No.	Yds.	TD	LG
T. Hines	4	48	0	22
Makiao-Atimalala	3	27	1	12
C. Phillips	3	23	0	15
Cenacle	2	35	0	33

DEFENSE:	TOT	SK	TFL	INT	PBU
Taylor	11	0.0	0.0	0	0
Lee	9	0.0	0.0	0	0
Manuma	8	0.0	0.0	0	1
Pavihi	7	0.0	1.5	0	0

# 2022 GAME RECAPS

## GAME 11

**UTAH STATE** 41  
**HAWAI'I** 34

Nov. 12, 2022 • 6:00 p.m. HT

Honolulu, O'ahu • Ching Complex

Attendance: 8,862



	1	2	3	4	OT	Final
Utah State (5-5, 4-2)	10	14	10	7	-	41
<b>Hawai'i (2-9, 1-5)</b>	<b>0</b>	<b>10</b>	<b>7</b>	<b>17</b>	<b>-</b>	<b>34</b>

### SCORING SUMMARY

						UH	US
1st	US	TD	10:44	Sterzer 68 yd pass from Legas (Coles kick)		0	7
	US	FG	1:43	Coles 21 yd field goal		0	10
2nd	UH	TD	14:39	Panoke 11 yd pass from Schager (Shipley kick)		7	10
	US	TD	11:35	Lane 16 yd pass from Legas (Coles kick)		7	17
	UH	FG	8:08	Shipley 49 field goal		10	24
	US	TD	1:26	Tyler jr 35 yd pass from Legas (Coles kick)		10	24
3rd	UH	TD	9:01	Bryant-Lelei 4 yd rush (Shipley kick)		17	24
	US	TD	3:18	Tyler Jr. 4 yd rush (Coles kick)		17	31
	US	FG	0:42	Coles 42 yd field goal		17	34
4th	UH	TD	12:26	C. Phillips 31 yd pass from Schager (Shipley kick)		24	34
	US	TD	4:33	Larsen 36 yd interception return (Coles kick)		24	41
	UH	TD	3:33	Hines 69 yd rush (Shipley kick)		31	41
	UH	FG	0:18	Shipley 19 field goal		34	41

### GAME NOTES

- ▶ The Aggies have won all six contests as Mountain West members. Prior to that while the schools were part of the Western Athletic Conference, UH won five of the seven contests.
- ▶ Saturday's meeting marked just the third time in 18 all-time meetings that the game was decided by single digits. The other times that happened were in 2011 and 1927.
- ▶ UH set new season highs in points scored (34), total offense (541), passing yards (306) and rushing yards (235).
- ▶ UH set season high in tackles-for-loss (8) and sacks (4).
- ▶ UH racked up a season-high in penalty yards (115). The 10 penalties assessed were the second most this season (12 vs. Western Kentucky).
- ▶ UH had an opponent return an interception for a touchdown for the second straight week and the third time this season when Ike Larsen returned a Brayden Schager pass 36 yards for a Utah State score in the fourth quarter.
- ▶ Brayden Schager set career highs in passing yards (306) and attempts (46).
- ▶ Logan Taylor finished with 13 tackles for his fourth straight game with double-digit stops. He is the first UH player with double-digit tackles in four straight games since Darius Muasau did it in the first four games of 2020.

### TEAM STAT COMPARISON

	UH	US
FIRST DOWNS	27	18
RUSHES-YARDS (NET)	34-235	44-136
PASSING YDS (NET)	306	238
Passes Att-Comp-Int	23-47-3	16-24-0
TOTAL OFFENSE PLAYS-YARDS	81-541	69-374
Fumble Returns-Yards	0-0	0-0
Punt Returns-Yards	2-(-3)	0-0
Kickoff Returns-Yards	1-10	0-0
Interception Returns-Yards	0-0	3-38
Punts (Number-Avg)	4-32.0	6-43.8
Fumbles-Lost	1-1	0-0
Penalties-Yards	10-115	9-80
Possession Time	29:49	30:11
Third-Down Conversions	4 of 14	6 of 16
Fourth-Down Conversions	3 of 4	1 of 1
Red-Zone Scores-Chances	3-3	4-5

### HAWAI'I TOP PERFORMERS

RUSHING:	No.	Yds.	Avg.	TD	LG
Parson	16	101	6.3	0	17
T. Hines	9	97	10.8	1	69
Bryant-Lelei	6	48	8.0	1	43
PASSING:	C-Att.-I	Yds	TD	LG	SK
Schager	23-46-3	306	2	31	2
RECEIVING:	No.	Yds.	TD	LG	
Bowens	5	97	0	31	
Panoke	5	70	1	28	
Walthall	3	40	0	20	
C. Phillips	2	30	1	31	
DEFENSE:	TOT	SK	TFL	INT	PBU
Taylor	13	0.0	0.0	0	0
Manuma	9	0.0	0.0	0	0
Pei	8	1.5	1.5	0	0
Pavihi	7	0.0	2.0	0	0

# 2022 GAME RECAPS

## GAME 12

**UNLV** **25**  
**HAWAI'I** **31**

Nov. 19, 2022 • 6:00 p.m. HT

Honolulu, O'ahu • Ching Complex

Attendance: 9,346



	1	2	3	4	OT	Final
UNLV (4-7, 2-5)	6	7	3	9	-	25
<b>Hawai'i (3-9, 2-5)</b>	<b>7</b>	<b>0</b>	<b>14</b>	<b>10</b>	<b>-</b>	<b>31</b>

### SCORING SUMMARY

						UH	UNLV
1st	LV	FG	6:54	Gutierrez 27 yd field goal		0	3
	UH	TD	7:42	Mokia-Atimalala 15 yd pass from Schager		7	3
	LV	FG	0:59	Gutierrez 48 yd field goal		7	6
2nd	LV	TD	3:17	Wiemer 1 yd pass from Brumfield		7	13
3rd	UH	TD	10:40	C. Phillips 10 yd pass from Schager		14	13
	LV	FG	1:35	Gutierrez 42 yd field goal		14	16
	UH	TD	1:01	Bowens 55 yd pass from Schager		21	16
4th	UH	FG	12:17	Shipley 30 yd field goal		24	16
	LV	TD	8:13	Shelton 3 yd fumble recovery (Brumfield pass failed)		24	22
	UH	TD	2:51	Parson 34 yd rush		31	22
	LV	FG	1:08	Gutierrez 40 yd field goal		31	25

### GAME NOTES

- ▶ Behind a second half surge and a number of big plays on both sides of the ball, the Hawai'i football team knocked off UNLV, 31-25 on Senior Night.
- ▶ UH regained possession of the Island Showdown Trophy, the lone rivalry trophy out of four the Rainbow Warriors hold.
- ▶ The home team has won 12 of the last 14 match-ups in the series.
- ▶ UH snapped a season-long four-game losing streak.
- ▶ Hawai'i has won its last five Senior Night games and 10 of its last 11
- ▶ UH won for the first time in six games this year when they committed more turnovers than their opponent
- ▶ UH scored better than 30 points for the second straight game and for the third time overall.
- ▶ Dedrick Parson finished with 19 carries and 115 yards for his second straight 100-yard game and third of the season.
- ▶ Brayden Schager's three touchdown passes were a career high
- ▶ Logan Taylor recorded his first career interception with a pick of Doug Brumfield on the final play of the third quarter. Taylor also finished with a team-leading 11 tackles. He is the first UH player to record double-digit tackles in five straight games since Jahlan Tavai in 2017.

### TEAM STAT COMPARISON

	UH	UNLV
FIRST DOWNS	19	21
RUSHES-YARDS (NET)	36-167	36-139
PASSING YDS (NET)	202	288
Passes Att-Comp-Int	16-27-0	23-37-1
TOTAL OFFENSE PLAYS-YARDS	63-369	73-427
Fumble Returns-Yards	0-0	2-8-1
Punt Returns-Yards	1-3	2-14
Kickoff Returns-Yards	2-33	2-48
Interception Returns-Yards	1-11	0-0
Punts (Number-Avg)	5-43.4	4-40.0
Fumbles-Lost	3-2	0-0
Penalties-Yards	5-54	7-65
Possession Time	25:23	34:37
Third-Down Conversions	7 of 14	4 of 14
Fourth-Down Conversions	0 of 0	0 of 1
Red-Zone Scores-Chances	3-4	3-3
Sacks By: Number-Yards	3-17	1-27

### HAWAI'I TOP PERFORMERS

RUSHING:	No.	Yds.	Avg.	TD	LG
Parson	19	115	6.1	1	34
T. Hines	9	63	7.0	0	39

PASSING:	C-Att-I	Yds	TD	LG	SK
Schager	16-27-0	202	3	55	1

RECEIVING:	No.	Yds.	TD	LG
Walthall	5	50	0	22
C. Phillips	4	35	1	11
Bowens	2	60	1	55
Panoke	2	37	0	28
Mokiao-Atimalala	1	15	1	15

DEFENSE:	TOT	SK	TFL	INT	PBU
Taylor	11	0.0	1.0	1	0
Pei	10	0.0	0.0	0	0
Pavihi	8	1.0	1.0	0	0
Manuma	6	0.0	1.0	0	2

# 2022 GAME RECAPS

## GAME 13

**HAWAI'I** 14  
**SAN JOSÉ STATE** 27

Nov. 26, 2022 • 12:30 p.m. PT

San Jose, Calif. • CEFCU Stadium

Attendance: 15,012



	1	2	3	4	OT	Final
<b>Hawai'i (3-10, 2-6)</b>	<b>0</b>	<b>6</b>	<b>0</b>	<b>8</b>	-	<b>14</b>
San José State (7-4, 5-3)	7	7	7	6	-	27

### SCORING SUMMARY

						HAW	SJS
1st	SJS	TD	4:17	Cooks 5 yd pass from Cordeiro (Schive kick)		0	7
2nd	UH	FG	7:36	Shiple 46 yd field goal		3	7
	UH	FG	5:56	Shiple 27 yd field goal		6	7
	SJS	TD	1:09	Cooks 7 yd pass from Cordeiro (Schive kick)		6	14
3rd	SJS	TD	9:46	Robinson 1 yd run (Schive kick)		6	21
4th	SJS	FG	14:51	Schive 26 yd field goal		6	24
	UH	TD	12:41	Fiso 22 yd pass from Schager (Bowens pass)		14	24
	SJS	FG	7:08	Schive 21 yd field goal		14	27

### GAME NOTES

- ▶ UH finished the year 3-10 for its first 10-loss season since 2015 (3-10). UH has five 10-loss seasons in program history.
- ▶ San José State retains the Dick Tomey Legacy Trophy with its third straight win in the series.
- ▶ UH had a three-game win streak at CEFCU Stadium snapped. The Warriors last loss in San Jose came in 2011.
- ▶ The home team won for just the third time in the last 10 meetings and fifth time in the last 15 meetings.
- ▶ Hawai'i finished the season 0-6 on the road this year, including 0-4 in Mountain West play. The last time UH went winless on the road was in 2015 (also 0-6).
- ▶ UH did not commit a turnover for the fourth time this season.
- ▶ UH rushed for a season low 43 yards (previously 84 at Colorado State).
- ▶ Logan Taylor finished with a team-high 13 tackles and is the first player since Jacob Espiau in 2001 to record six straight games with double-digit tackles.
- ▶ Virdele Edwards picked off Chevan Cordeiro in the second quarter for his third interception this year, tied for the team lead (Malik Hausman).
- ▶ In his final game after 64 career games with the Rainbow Warriors, Blessman Ta'ala finished with a career-best seven tackles.

### TEAM STAT COMPARISON

	UH	SJS
FIRST DOWNS	17	19
RUSHES-YARDS (NET)	26-43	40-191
PASSING YDS (NET)	230	208
Passes Att-Comp-Int	45-25-0	26-17-1
TOTAL OFFENSE PLAYS-YARDS	71-273	66-399
Fumble Returns-Yards	0-0	0-0
Punt Returns-Yards	0-0	0-0
Kickoff Returns-Yards	5-43	1-15
Interception Returns-Yards	1-10	0-0
Punts (Number-Avg)	4-38.0	2-34.5
Fumbles-Lost	0-0	0-0
Penalties-Yards	4-35	6-42
Possession Time	27:44	32:16
Third-Down Conversions	5 of 17	6 of 12
Fourth-Down Conversions	2 of 4	1 of 2
Red-Zone Scores-Chances	1-2	5-5
Sacks By: Number-Yards	1-5	3-22

### HAWAI'I TOP PERFORMERS

RUSHING:	No.	Yds.	Avg.	TD	LG
Parson	12	28	2.3	0	8
T. Hines	4	13	3.2	0	7
Bryant-Lelei	2	5	2.5	0	5
PASSING:	C-Att-I	Yds	TD	LG	SK
Schager	25-45-0	230	1	27	3
RECEIVING:	No.	Yds.	TD	LG	
Bowens	6	48	0	12	
C. Phillips	5	38	0	17	
Panoke	5	33	0	9	
Fiso	2	49	1	27	
DEFENSE:	TOT	SK	TFL	INT	PBU
Taylor	13	0.0	0.0	0	0
Pei	9	0.0	1.0	0	0
Manuma	7	0.0	0.0	0	0
Ta'ala	7	0.0	1.0	0	0

# CAREER LEADERS



**CHANG**



**BRENNAN**



**MONIZ**

## PASSING

No	Player	Years	GP	Att	Com	Int	Pct	Yds	TD	CPG	YPG	Eff
1.	Timmy Chang	2000-04	53	2,436	1,388	80	.570	17,072	117	26.2	322.1	125.1
2.	Colt Brennan	2005-07	38	1,584	1,115	42	.703	14,193	131	29.3	373.5	167.6
3.	Bryant Moniz	2009-11	34	1,271	791	30	.622	10,169	75	23.3	299.1	144.2
4.	Cole McDonald	2017-19	33	1,004	616	24	.614	8,032	70	18.7	205.1	146.8
5.	Chevan Cordeiro	2018-21	36	835	489	22	.586	6,167	45	13.6	171.3	133.1
6.	Dan Robinson	1997-99	25	914	453	30	.496	6,038	39	18.2	243.4	112.6
7.	Garrett Gabriel	1987-90	34	661	356	31	.539	5,631	47	10.5	165.6	139.5
8.	Dru Brown	2016-17	25	747	463	15	.620	5,273	37	18.5	210.9	139.3
9.	Raphel Cherry	1981-84	37	680	353	24	.519	5,046	28	9.5	136.3	114.3
10.	Sean Schroeder	2012-13	23	720	408	26	.567	4,838	39	17.7	210.3	123.8
11.	Gregg Tipton	1985-86	24	665	367	28	.552	4,775	23	15.3	199.0	118.5
12.	Ikaika Woolsey	2013-16	50	684	338	28	.494	4,233	24	6.8	84.7	104.8
13.	Nick Rolovich	2000-01	14	541	296	13	.547	4,176	40	21.1	298.3	139.1
14.	Warren Jones	1985-88	29	477	249	21	.522	3,885	23	8.6	134.0	127.7
15.	Michael Carter	1990-93	46	521	229	16	.440	3,504	26	5.0	76.2	110.8
16.	Larry Arnold	1967-69	25	512	273	23	.533	3,329	33	10.9	133.2	118.9
17.	Greg Alexander	2008-09	13	395	252	9	.638	3,328	23	19.4	256.0	149.2
18.	<b>Brayden Schager</b>	<b>2021-22</b>	<b>18</b>	<b>507</b>	<b>286</b>	<b>15</b>	<b>.564</b>	<b>2,963</b>	<b>15</b>	<b>15.9</b>	<b>164.6</b>	<b>109.3</b>
19.	Jeff Duva	1977-78	22	405	218	17	.538	2,950	25	9.9	134.1	126.9
20.	Mike Biscotti	1970-72	29	332	160	22	.482	2,161	12	5.5	74.5	101.5



**ALLEN**



**SAINT JUSTE**



**CARTER**


## RUSHING

No	Player	Years	GP	Att	Gain	Loss	Net	Avg	TD	YPG
1.	Gary Allen	1978-81	43	647	3,654	203	3,451	5.3	19	80.3
2.	Diocemy Saint Juste	2013-14, '16-17	49	570	3,217	115	3,102	5.4	13	63.3
3.	Michael Carter	1990-93	46	557	3,046	518	2,528	4.5	39	55.0
4.	Travis Sims	1989-92	38	367	2,319	8	2,311	6.3	14	60.8
5.	Joey Iosefa	2011-14	32	512	2,314	96	2,218	4.3	21	69.3
6.	Larry Sherrer	1969-71	26	373	2,290	116	2,174	5.8	26	83.6
7.	Jamal Farmer	1988-91	27	440	2,163	39	2,124	4.8	31	78.7
8.	Heikoti Fakava	1985-88	47	455	2,137	26	2,111	4.6	31	44.9
9.	Wilbert Haslip	1975-78	37	421	2,124	51	2,073	4.9	11	56.0
10.	Albert Holmes	1971-73	29	381	2,086	145	1,941	5.1	18	66.9
11.	Bill Massey	1968-70	35	298	1,853	74	1,779	6.2	17	59.3
12.	Steven Lakalaka	2013-16	43	422	1,766	49	1,717	4.1	19	39.9
13.	Paul Harris	2015-16	26	278	1,746	46	1,700	6.1	8	65.4
14.	Nate Ilaoa	2002-03, '05-06	37	222	1,719	30	1,689	7.6	20	45.6
15.	Alex Green	2009-10	27	232	1,711	59	1,652	7.1	20	61.2
16.	George Bell	1977-79	42	380	1,686	45	1,641	4.3	14	39.1
17.	Anthony Edgar	1981-82	21	319	1,622	77	1,545	4.8	16	73.6
18.	David Toloumu	1978-81	43	315	1,620	110	1,510	4.8	17	35.1
19.	Nuu Faaola	1982-85	32	304	1,521	34	1,487	4.9	12	46.5
20.	Charles Tharp	1997-98	24	341	1,572	97	1,475	4.3	9	61.5


# CAREER LEADERS



**SALAS**



**RIVERS**



**BESS**

## RECEIVING

No	Player	Years	GP	Rec	Yards	YPR	TD	RPG	YPG
1.	Greg Salas	2007-10	49	285	4,345	15.2	26	5.8	88.7
2.	Jason Rivers	2003-04, '06-07	51	292	3,919	13.4	35	5.7	76.8
3.	Davone Bess	2005-07	39	293	3,610	12.3	41	7.5	92.5
4.	Ryan Grice-Mullen	2005-07	35	237	3,370	14.2	36	6.7	96.2
5.	Ashley Lelie	1999-2001	36	194	3,341	17.2	32	5.4	92.8
6.	Chad Owens	2001-04	44	239	3,031	12.7	29	5.4	68.9
7.	Justin Colbert	1999-2002	45	212	2,905	13.7	14	4.7	64.6
8.	Walter Murray	1982-85	45	178	2,865	16.1	20	3.9	63.7
9.	John Ursua	2016-18	33	189	2,662	14.1	24	5.7	80.7
10.	Marcus Kemp	2013-16	51	176	2,570	14.6	13	3.5	50.4
11.	Kealoha Pilaes	2007-10	47	209	2,491	11.9	22	4.4	53.0
12.	Britton Komine	2001-04	41	164	2,276	13.9	19	4.0	55.5
13.	Chris Roscoe	1987-89	34	108	2,265	21.0	22	3.2	66.6
14.	Channon Harris	1999-2001	36	161	2,186	13.6	17	4.1	60.7
15.	Royce Pollard	2008-11	42	154	2,140	13.9	15	3.7	51.0
16.	Cedric Byrd II	2018-19	29	177	2,067	11.7	19	6.1	71.3
17.	Craig Stutzmann	1998-2001	46	177	2,025	11.4	18	3.8	44.0
18.	JoJo Ward	2018-19	29	116	1,999	17.2	20	4.0	68.9
19.	Jared Smart	2018-21	37	149	1,863	12.5	8	4.0	50.4
20.	Billy Ray Stutzmann	2010-13	44	148	1,845	12.4	9	3.4	41.9



**GABRIEL**



**CHERRY**



**ROBINSON**

## TOTAL OFFENSE

No	Player	Years	GP	Plays	Rush	Pass	Net	TD	YPP	YPG
1.	Timmy Chang	2000-04	53	2,587	-162	17,072	16,910	123	6.5	319.1
2.	Colt Brennan	2005-07	38	1,851	547	14,193	14,740	146	7.9	387.9
3.	Bryant Moniz	2009-11	34	1,491	512	10,169	10,681	88	7.2	314.1
4.	Cole McDonald	2017-19	33	1,255	880	8,032	8,912	82	7.1	270.1
5.	Chevan Cordeiro	2018-21	36	1,130	1,083	6,167	7,250	58	6.4	201.4
6.	Garrett Gabriel	1987-90	34	902	550	5,631	6,181	57	6.9	181.8
7.	Michael Carter	1990-93	45	1,095	2,528	3,504	6,032	58	5.5	160.4
8.	Raphel Cherry	1981-84	37	1,073	898	5,046	5,944	43	5.5	160.4
9.	Dan Robinson	1997-99	25	1,059	-118	6,038	5,920	45	5.6	236.8
10.	Dru Brown	2016-17	25	893	313	5,273	5,586	43	6.3	223.4
11.	Warren Jones	1985-88	28	753	879	3,885	4,764	33	6.3	164.3
12.	Sean Schroeder	2012-13	23	827	-220	4,838	4,618	42	5.6	200.8
13.	Gregg Tipton	1985-86	24	832	-159	4,775	4,616	27	5.5	192.3
14.	Ikaika Woolsey	2013-16	50	663	382	4,233	4,615	28	7.1	106.7
15.	Nick Rolovich	2000-01	14	598	25	4,176	4,201	40	7.0	300.1
16.	Greg Alexander	2008-09	13	522	242	3,328	3,570	26	6.8	274.6
17.	Gary Allen	1978-81	43	657	3,451	36	3,487	24	5.3	81.1
18.	Jeff Duva	1977-78	22	557	163	2,950	3,113	29	5.6	141.5
19.	Larry Arnold	1967-69	25	593	-228	3,329	3,101	34	5.2	124.0
20.	<b>Brayden Schager</b>	<b>2021-22</b>	<b>18</b>	<b>566</b>	<b>-3</b>	<b>2,963</b>	<b>2,960</b>	<b>15</b>	<b>5.2</b>	<b>164.4</b>

# CAREER LEADERS

## ALL-PURPOSE YARDS

No	Player	Years	GP	Rush	Rec	PR	KOR	IR	Net	YPG
1.	Chad Owens	2001-04	44	62	3,031	1,014	1,354	0	5,461	124.1
2.	Gary Allen	1978-81	43	3,451	895	86	126	0	4,558	106.0
3.	Greg Salas	2007-10	49	0	4,345	55	0	0	4,400	89.8
4.	Jeff Snyder	1989-91	35	864	1,317	895	1,061	0	4,137	118.2
5.	Jason Rivers	2003-04, '06-'07	51	0	3,919	0	0	0	3,919	76.8
6.	Davone Bess	2005-07	39	6	3,610	261	0	0	3,877	99.4
7.	Diocemy Saint Juste	2013-14, '16-17	49	3,102	219	0	460	0	3,781	77.2
8.	Nate Ilaoa	2002-03, '05-'06	37	1,689	1,694	0	0	0	3,383	91.4
9.	Kealoha Pilares	2007-10	47	701	2,491	31	156	0	3,379	71.9
10.	Ryan Grice-Mullen	2005-07	35	0	3,370	0	0	0	3,370	96.2
11.	Ashley Lelie	1998-2001	36	0	3,341	0	0	0	3,341	92.8
12.	Walter Murray	1982-85	45	102	2,865	0	172	0	3,139	69.7
13.	Ross Dickerson	2003-06	49	38	1,674	0	1,421	0	3,133	63.9
14.	Darrick Branch	1989-92	47	-14	1,614	390	1,105	0	3,095	65.8
15.	Justin Colbert	1999-2002	45	-1	2,905	7	88	0	2,999	66.6
16.	Matt Harding	1992-95	48	147	712	136	1,911	0	2,906	60.5
17.	Paul Harris	2015-16	26	1,700	168	0	973	0	2,841	109.3
18.	Dane McArthur	1987-90	44	962	1,784	0	84	0	2,830	64.3
19.	David Toloumu	1978-81	43	1,510	262	57	994	0	2,823	65.7
20.	Larry Sherrer	1969-71	26	2,174	305	24	268	0	2,771	106.6

## SCORING

No	Player	Years	GP	TD	XPK	XPR/P	FG	PTS	PPG
1.	Jason Elam	1988-92	51	0	158-161	0-1	79-100	395	7.7
2.	Justin Ayat	2001-04	53	0	191-209	0-0	59-89	368	6.9
3.	Dan Kelly	2005-08	53	0	200-212	0-0	45-69	335	6.3
4.	Davone Bess	2005-07	39	41	0-0	2-2	0-0	250	6.4
5.	Tyler Hadden	2011-14	50	0	111-115	0-0	43-67	240	4.8
6.	Michael Carter	1990-93	45	38	0-0	0-5	0-0	228	5.2
	Chad Owens	2001-04	44	38	0-0	0-0	0-0	228	5.2
8.	<b>Matthew Shipley</b>	<b>2020-22</b>	<b>35</b>	<b>0</b>	<b>95-96</b>	<b>0-0</b>	<b>42-55</b>	<b>221</b>	<b>6.3</b>
9.	Ryan Grice-Mullen	2005-07	35	36	0-0	0-0	0-0	216	6.1
10.	Jason Rivers	2003-04, '06-07	51	35	0-0	0-0	0-0	210	4.1
11.	Heikoti Fakava	1985-88	47	34	0-0	0-1	0-0	204	4.3
12.	Jamal Farmer	1988-91	27	33	0-0	1-2	0-0	200	7.5
13.	Scott Enos	2009-10	27	0	105-105	0-0	29-40	192	7.1
	Ashley Lelie	1999-2001	36	32	0-0	0-0	0-0	192	5.3
15.	Eric Hannum	1996-2000	49	0	81-90	0-0	36-59	189	3.9
16.	Ryan Meskell	2017-19	41	0	110-111	0-0	26-39	188	4.6
17.	Carlton Oswalt	1993-96	45	0	105-112	0-0	26-43	183	4.1
18.	Kealoha Pilares	2007-10	47	30	0-0	0-0	0-0	180	3.8
	Larry Sherrer	1969-71	26	30	0-0	0-0	0-0	180	6.0
20.	Nate Ilaoa	2002-03, '05-06	37	29	0-0	0-0	0-0	174	4.7

## PUNTING (AVG./ATTEMPT)

No	Player	Years	No	Yds	Avg	Lg
1.	Rigoberto Sanchez	2015-16	144	6,457	44.84	73
2.	Jason Elam	1988-92	84	3,655	43.51	78
3.	Mat McBriar	2000-02	131	5,531	42.22	73
4.	Alex Dunnachie	2009-12	199	8,364	42.03	73
5.	John Morse	1922-25	101	4,234	41.92	80
6.	Chad Shrout	1995, '97-99	263	10,849	41.25	78
7.	Stan Gaudion	2017-20	130	5,340	41.08	56
8.	Stephen Wilson	1993-94	109	4,462	40.80	68
9.	Greg Cummins	1977-78	124	5,042	40.66	73
10.	Tom McCarthy	1983-84	116	4,710	40.60	74



# CAREER LEADERS

## KICKOFF RETURN

No	Player	Years	GP	No	Yds	Avg	TD	RPG	YPG
1.	Mike Edwards	2011-12	25	84	2,301	27.4	3	3.4	92.0
2.	Keelan Ewaliko	2014-17	45	102	2,218	21.7	1	2.3	49.3
3.	Matt Harding	1992-95	48	86	1,911	22.2	1	1.8	34.4
4.	Larry Khan-Smith	1987-90	41	70	1,658	23.7	1	1.7	40.4
5.	Malcolm Lane	2006-08	38	55	1,452	26.4	2	1.4	38.2
6.	Ross Dickerson	2003-06	49	59	1,421	24.1	2	1.2	29.0
7.	Chad Owens	2001-04	44	46	1,354	29.4	2	1.0	30.8
8.	Jamal Garland	1999-2000	22	56	1,268	22.6	0	2.5	57.6
9.	Darrick Branch	1989-92	47	46	1,105	23.5	2	1.0	23.5
10.	Jeff Sydnor	1989-91	35	46	1,061	23.1	0	1.3	30.3

## PUNT RETURN

No	Player	Years	GP	No	Yds	Avg	TD	RPG	YPG
1.	Chad Owens	2001-04	44	85	1,014	11.9	6	1.9	23.0
2.	Jeff Sydnor	1989-91	35	77	920	11.9	2	2.2	26.3
3.	Dana McLemore	1978-81	41	96	847	8.8	2	2.3	20.7
4.	Scott Harding	2011-14	49	88	831	9.4	1	1.8	17.0
5.	Marco Johnson	1983-87	31	75	698	9.3	0	2.1	22.5
6.	Eddie Klaneski	1994-97	44	61	579	9.5	0	1.3	13.1
7.	Clifton Herbert	2000-03	38	57	512	9.0	0	1.5	13.5
	Lonnie Williams	1967-68	19	47	512	10.9	0	2.5	26.9
9.	Darrick Branch	1989-92	47	36	394	10.9	1	0.7	8.3
10.	Jamal Garland	1999-2000	21	49	359	7.3	0	2.5	18.0



**ELIMIMIAN**



**TAVAI**



**STANLEY**

## CAREER TACKLES LEADERS

No	Player	Years	GP	UA	AST	TOT	AVG	SK	TFL
1.	Solomon Elimimian	2005-08	51	239	195	434	8.5	7.5	30.5
2.	Jahlani Tavai	2015-18	47	220	171	391	8.3	17.5	41.0
3.	Levi Stanley	1969-73	43	199	167	366	8.5	-	-
4.	David Dworsky	1969-71	32	169	179	348	10.9	-	-
5.	Steve Lehor	1979-82	34	169	157	326	9.6	5.0	12.0
6.	Adam Leonard	2005-08	48	168	148	316	6.6	5.5	25.0
	Nate Jackson	1998-2001	42	183	133	316	7.5	7.0	14.0
8.	Corey Paredes	2008-11	54	179	136	315	5.8	4.5	16.5
9.	Thadius Jefferson	1983-86	43	183	115	298	6.9	9.0	20.0
10.	Hyrum Peters	2000-03	48	215	81	296	6.2	4.0	9.0
11.	Khoury Bethley	2018-21	51	219	74	293	5.7	7.0	19.5
12.	Leonard Peters	2002-04, '06	52	180	110	290	5.6	9.0	2.0
13.	Mark Odom	1987-90	45	185	104	289	6.4	36.0	68.0
14.	Pisa Tinoisamoa	2000-02	35	206	79	285	8.1	15.5	38.0
15.	Solomon Matautia	2016-19	53	159	121	280	5.3	3.0	17.5
16.	Darius Muasau	2019-21	37	176	98	274	7.4	11.5	26.5
17.	Randy Ingraham	1970-71	21	137	129	266	12.7	-	-
18.	Chris Brown	1999-2002	48	164	98	262	5.5	10.0	20.0
19.	Al Noga	1984-87	47	169	92	261	5.6	33.0	70.0
20.	Jacob Espiau	1999-2001	29	160	89	249	8.6	1.0	5.0

# CAREER CHARTS

## PASSING

### YARDS

Rk	Player	Yards	Years
1.	Timmy Chang	17,072	2000-04
2.	Colt Brennan	14,193	2005-07
3.	Bryant Moniz	10,169	2009-11
4.	Cole McDonald	8,032	2017-19
5.	Chevan Cordeiro	6,167	2018-21
6.	Dan Robinson	6,038	1997-99
7.	Garrett Gabriel	5,631	1987-90
8.	Dru Brown	5,273	2016-17
9.	Raphel Cherry	5,046	1981-84
10.	Sean Schroeder	4,838	2012-13

### YARDS PER GAME

Rk	Player	Avg.	Years
1.	Colt Brennan	373.5	2005-07
2.	Timmy Chang	322.1	2000-04
3.	Bryant Moniz	299.1	2009-11
4.	Nick Rolovich	298.3	2000-01
5.	Cole McDonald	243.4	2017-19
6.	Dan Robinson	241.5	1997-99
7.	Dru Brown	210.9	2016-17
8.	Sean Schroeder	210.3	2012-13
9.	Gregg Tipton	199.0	1985-86
10.	Chevan Cordeiro	171.3	2018-21

### 300-YARD GAMES

Rk	Player	Games	Years
1.	Timmy Chang	36	2000-04
2.	Colt Brennan	30	2005-07
3.	Bryant Moniz	20	2009-11
4.	Cole McDonald	13	2017-19
5.	Nick Rolovich	8	2000-01
6.	Dan Robinson	7	1997-99
7.	Chevan Cordeiro	6	2018-21
	Sean Schroeder	6	2012-13
	Garrett Gabriel	6	1987-90
10.	Dru Brown	4	2016-17
	Greg Alexander	4	2008-09

### 400-YARD GAMES

Rk	Player	Games	Years
1.	Colt Brennan	20	2005-07
2.	Timmy Chang	11	2000-04
3.	Cole McDonald	6	2017-19
4.	Bryant Moniz	5	2009-11
5.	Nick Rolovich	3	2000-01
	Dan Robinson	3	1997-99
7.	Chevan Cordeiro	2	2018-21
	Greg Alexander	2	2008-09
9.	Sean Schroeder	1	2012-13
	Garrett Gabriel	1	1987-90

### 500-YARD GAMES

Rk	Player	Games	Years
1.	Colt Brennan	4	2005-07
2.	Nick Rolovich	3	2000-01
3.	Bryant Moniz	2	2009-11
4.	Timmy Chang	1	2000-04
	Dan Robinson	1	1997-99

## ATTEMPTS

Rk	Player	Att	Years
1.	Timmy Chang	2,436	2000-04
2.	Colt Brennan	1,584	2005-07
3.	Bryant Moniz	1,271	2009-11
4.	Cole McDonald	1,004	2017-19
5.	Dan Robinson	914	1997-99
6.	Chevan Cordeiro	835	2018-21
7.	Dru Brown	747	2016-17
8.	Sean Schroeder	720	2012-13
9.	Ikaika Woolsey	684	2013-16
10.	Raphel Cherry	680	1981-84

## COMPLETIONS

Rk	Player	Comp	Years
1.	Timmy Chang	1,388	2000-04
2.	Colt Brennan	1,115	2005-07
3.	Bryant Moniz	791	2009-11
4.	Cole McDonald	616	2017-19
5.	Chevan Cordeiro	489	2018-21
6.	Dru Brown	463	2016-17
7.	Dan Robinson	453	1997-99
8.	Sean Schroeder	408	2012-13
9.	Gregg Tipton	367	1985-86
10.	Garrett Gabriel	356	1987-90

## TOUCHDOWNS

Rk	Player	TDs	Years
1.	Colt Brennan	131	2005-07
2.	Timmy Chang	117	2000-04
3.	Bryant Moniz	75	2009-11
4.	Cole McDonald	70	2017-19
5.	Garrett Gabriel	47	1987-90
6.	Chevan Cordeiro	45	2018-21
7.	Nick Rolovich	40	2000-01
8.	Sean Schroeder	39	2012-13
	Dan Robinson	39	1997-99
10.	Dru Brown	37	2016-17
	Raphel Cherry	28	1981-84

## RUSHING

### YARDS

Rk	Player	Yards	Years
1.	Gary Allen	3,451	1978-81
2.	Diocemy Saint Juste	3,102	2013-14; '16-17
3.	Michael Carter	2,528	1990-93
4.	Travis Sims	2,311	1989-92
5.	Joey Iosefa	2,218	2011-14
6.	Larry Sherrer	2,174	1969-71
7.	Jamal Farmer	2,124	1989-91
8.	Heikoti Fakava	2,111	1985-88
9.	Wilbert Haslip	2,073	1975-78
10.	Albert Holmes	1,941	1971-73

# CAREER CHARTS

## RUSHING YDS/GAME

Rk	Player	Avg.	Years
1.	Larry Sherrer	83.6	1969-71
2.	Gary Allen	80.3	1978-81
3.	Jamal Farmer	78.7	1989-91
4.	Anthony Edgar	73.6	1981-82
5.	Joey Iosefa	69.3	2011-14
6.	Albert Holmes	66.9	1971-73
7.	Diocemy Saint Juste	63.3	2013-14; '16-17
8.	Charles Tharp	61.5	1997-98
9.	Alex Green	61.2	2009-10
10.	Travis Sims	60.8	1989-92

## 100-YARD GAMES

Rk	Player	Games	Years
1.	Gary Allen	15	1978-81
2.	Diocemy Saint Juste	13	2013-14; '16-17
3.	Travis Sims	10	1989-92
4.	Larry Sherrer	9	1969-71
5.	Michael Carter	8	1990-93
6.	Paul Harris	7	2015-16
	Charles Tharp	7	1997-98
	Albert Holmes	7	1971-73
9.	Joey Iosefa	6	2011-14
	Jamal Farmer	6	1988-91
	Heikoti Fakava	6	1985-88
	Anthony Edgar	6	1981-82

## TOUCHDOWNS

Rk	Player	TDs	Years
1.	Michael Carter	39	1990-93
2.	Jamal Farmer	31	1989-90
	Heikoti Fakava	31	1985-88
4.	Larry Sherrer	26	1969-71
5.	Joey Iosefa	21	2011-14
6.	Alex Green	20	2009-10
	Nate Ilaoa	20	2002-03; '05-06
	Glenn Freitas	20	1993-96
9.	Dedrick Parson	19	2021-22
	Steven Lakalaka	19	2013-16
	Gary Allen	19	1978-81

## ATTEMPTS

Rk	Player	Att	Years
1.	Gary Allen	647	1978-81
2.	Diocemy Saint Juste	570	2013-14; '16-17
3.	Michael Carter	557	1990-93
4.	Joey Iosefa	512	2011-14
5.	Heikoti Fakava	455	1985-88
6.	Jamal Farmer	440	1988-91
7.	Steven Lakalaka	422	2013-16
8.	Wilbert Haslip	421	1975-78
9.	Albert Holmes	381	1971-73
10.	George Bell	380	1977-79

## RECEIVING

### YARDS

Rk	Player	Yards	Years
1.	Greg Salas	4,345	2007-10
2.	Jason Rivers	3,919	2003-04; '06-07
3.	Davone Bess	3,610	2005-07
4.	Ryan Grice-Mullen	3,370	2005-07
5.	Ashley Lelie	3,341	1999-2001
6.	Chad Owens	3,031	2001-04
7.	Justin Colbert	2,905	1999-2002
8.	Walter Murray	2,865	1982-85
9.	John Ursua	2,662	2016-18
10.	Marcus Kemp	2,506	2013-16

### 100-YARD GAMES

Rk	Player	Games	Years
1.	Greg Salas	19	2007-10
	Davone Bess	19	2005-07
3.	Jason Rivers	17	2003-04; '06-07
4.	Ryan Grice-Mullen	16	2005-07
5.	John Ursua	12	2016-18
6.	Ashley Lelie	10	1999-2001
	Justin Colbert	10	1999-2002
	Walter Murray	10	1982-85
9.	Marcus Kemp	9	2013-16
	Chad Owens	9	2001-04

### RECEPTIONS

Rk	Player	Rec	Years
1.	Davone Bess	293	2005-07
2.	Jason Rivers	292	2003-04; '06-07
3.	Greg Salas	285	2007-10
4.	Chad Owens	239	2001-04
5.	Ryan Grice-Mullen	237	2005-07
6.	Justin Colbert	212	1999-2002
7.	Kealoha Pilares	209	2007-10
8.	Ashley Lelie	194	1999-2001
9.	John Ursua	189	2016-18
10.	Walter Murray	178	1982-85

### TOUCHDOWNS

Rk	Player	TDs	Years
1.	Davone Bess	41	2005-07
2.	Ryan Grice-Mullen	36	2005-07
3.	Jason Rivers	35	2003-04; '06-07
4.	Ashley Lelie	32	1999-2001
5.	Chad Owens	29	2001-04
6.	Greg Salas	26	2007-10
7.	John Ursua	24	2016-18
8.	Kealoha Pilares	22	2007-10
	Chris Roscoe	22	1987-89
10.	JoJo Ward	20	2017-18
	Walter Murray	20	1982-85

# CAREER CHARTS

## TOTAL OFFENSE

### TOTAL YARDS

Rk	Player	Yards	Years
1.	Timmy Chang	16,910	2000-04
2.	Colt Brennan	14,740	2005-07
3.	Bryant Moniz	10,681	2009-11
4.	Cole McDonald	8,912	2017-19
5.	Chevan Cordeiro	7,250	2018-21
6.	Garrett Gabriel	6,181	1987-90
7.	Michael Carter	6,032	1990-93
8.	Raphel Cherry	5,944	1981-84
9.	Dan Robinson	5,920	1997-99
10.	Dru Brown	5,273	2016-17

### TOTAL YARDS/GAME

Rk	Player	Avg.	Years
1.	Colt Brennan	387.9	2005-07
2.	Timmy Chang	319.1	2000-04
3.	Bryant Moniz	314.1	2009-11
4.	Nick Rolovich	300.1	2000-01
5.	Greg Alexander	274.6	2008-09
6.	Cole McDonald	270.1	2017-19
7.	Dan Robinson	236.8	1997-99
8.	Dru Brown	223.4	2016-17
9.	Chevan Cordeiro	201.4	2018-21
10.	Sean Schroeder	200.8	2012-13

## ALL-PURPOSE

### YARDS

Rk	Player	Yards	Years
1.	Chad Owens	5,461	2001-04
2.	Gary Allen	4,558	1978-81
3.	Greg Salas	4,400	2007-10
4.	Jeff Sydner	4,137	1989-91
5.	Jason Rivers	3,919	2003-04, '06-'07
6.	Davone Bess	3,877	2005-07
7.	Diocemy Saint Juste	3,781	2013-14, '16-17
8.	Nate Ilaoa	3,383	2002-03, '05-'06
9.	Kealoha Pilares	3,379	2007-10
10.	Ryan Grice-Mullen	3,370	2005-07

### YARDS/GAME

Rk	Player	Avg.	Years
1.	Chad Owens	124.1	2001-04
2.	Calvin Turner Jr.	123.8	2020-21
3.	Jeff Sydner	118.2	1989-91
4.	Paul Harris	109.3	2015-16
5.	Larry Sherrer	106.6	1969-71
6.	Gary Allen	106.0	1978-81
7.	Davone Bess	99.4	2005-07
8.	Ryan Grice-Mullen	96.2	2005-07
9.	Mike Edwards	93.5	2011-12
10.	Ashley Lelie	92.8	1998-2001

## SCORING

### POINTS

Rk	Player	Points	Years
1.	Jason Elam	395	1989-92
2.	Justin Ayat	368	2001-04
3.	Dan Kelly	335	2005-08
4.	Davone Bess	250	2005-07
5.	Tyler Hadden	240	2011-14
6.	Michael Carter	228	1990-93
	Chad Owens	228	2001-04
8.	<b>Mathew Shipley</b>	<b>221</b>	<b>2020-22</b>
9.	Ryan Grice-Mullen	216	2005-07
10.	Jason Rivers	210	2003-04, '06-07

### TOUCHDOWNS

Rk	Player	TDs	Years
1.	Davone Bess	41	2005-07
2.	Chad Owens	38	2001-04
	Michael Carter	38	1990-93
4.	Ryan Grice-Mullen	36	2005-07
5.	Jason Rivers	35	2003-04, '06-07
6.	Heikoti Fakava	34	1985-88
7.	Jamal Farmer	33	1988-91
8.	Ashley Lelie	32	1999-2001
9.	Kealoha Pilares	30	2007-10
	Larry Sherrer	30	1969-71

### TDS RESPONSIBLE FOR

Rk	Player	TDs	Years
1.	Colt Brennan	146	2005-07
2.	Timmy Chang	123	2000-04
3.	Bryant Moniz	88	2009-11
4.	Cole McDonald	82	2017-19
5.	Chevan Cordeiro	58	2018-21
	Michael Carter	58	1990-93
7.	Garrett Gabriel	57	1987-90
8.	Dan Robinson	45	1997-99
9.	Dru Brown	43	2016-17
	Raphel Cherry	43	1981-84

### FIELD GOALS

Rk	Player	FGs	Years
1.	Jason Elam	79	1988-92
2.	Justin Ayat	59	2001-04
3.	Dan Kelly	45	2005-08
4.	Tyler Hadden	43	2011-14
5.	<b>Matthew Shipley</b>	<b>42</b>	<b>2020-22</b>
5.	Eric Hannum	36	1996-2000
6.	Richard Spelman	34	1982-84
7.	Scott Enos	29	2009-10
	Rod Valverde	29	1985-87
9.	Curtis Goodman	28	1975-77

# CAREER CHARTS

## KICKOFF RETURNS

### YARDS

Rk	Player	Yards	Years
1.	Mike Edwards	2,301	2011-12
2.	Keelan Ewaliko	2,218	2014-17
3.	Matt Harding	1,911	1992-95
4.	Larry Khan-Smith	1,658	1987-90
5.	Malcolm Lane	1,452	2006-08
6.	Ross Dickerson	1,421	2003-06
7.	Chad Owens	1,354	2001-04
8.	Jamal Garland	1,268	1999-2000
9.	Darrick Branch	1,105	1989-92
10.	Jeff Sydner	1,061	1989-91

### RETURN AVG. (min 2 yrs/24 returns)

Rk	Player	Avg.	Years
1.	Chad Owens	29.4	2001-04
2.	Mike Edwards	27.4	2011-12
3.	Malcolm Lane	26.4	2006-08
4.	David Toloumu	25.5	1978-81
5.	Calvin Turner Jr.	24.4	2020-21
	Ryan Mouton	24.4	2007-08
7.	Dustin Blount	24.1	2009-10
	Ross Dickerson	24.1	2003-06
9.	Larry Khan-Smith	23.7	1987-90
10.	Darrick Branch	23.5	1989-92

### TOUCHDOWNS

Rk	Player	TDs	Years
1.	Mike Edwards	3	2011-12
2.	Ryan Mouton	2	2007-08
	Malcolm Lane	2	2006-09
	Ross Dickerson	2	2003-06
	Chad Owens	2	2000-04
	Darrick Branch	2	1989-92

## PUNT RETURNS

### YARDS

Rk	Player	Yards	Years
1.	Chad Owens	1,014	2001-04
2.	Jeff Sydner	920	1989-91
3.	Dana McLemore	847	1978-81
4.	Scott Harding	831	2011-14
5.	Marco Johnson	698	1983-87
6.	Eddie Klaneski	579	1994-97
7.	Clifton Herbert	512	2000-03
	Lonnie Williams	512	1967-68
9.	Darrick Branch	394	1989-92
10.	Jamal Garland	359	1999-2000

### RETURN AVG. (min 2 yrs/24 returns)

Rk	Player	Avg.	Years
1.	Jeff Sydner	11.95	1989-91
2.	Chad Owens	11.93	2001-04
3.	Roger Weatherby	11.56	1970-71
4.	Darrick Branch	10.94	1989-92
5.	Lonnie Williams	10.89	1967-68
6.	Davone Bess	10.44	2005-07
7.	Eddie Klaneski	9.49	1994-97
8.	Scott Harding	9.44	2011-14
9.	Marco Johnson	9.31	1983-87
10.	Clifton Herbert	8.99	2000-03

### TOUCHDOWNS

Rk	Player	TDs	Years
1.	Chad Owens	6	2001-04
2.	Bobby Ahu	3	1969
3.	Jeff Sydner	2	1989-91
	Dana McLemore	2	1978-81

## PUNTING

### AVG./ATTEMPT

Rk	Player	Avg.	Years
1.	Rigoberto Sanchez	44.84	2015-16
2.	Jason Elam	43.51	1988-92
3.	Mat McBriar	42.22	2000-02
4.	Alex Dunnachie	42.03	2009-12
5.	John Morse	41.92	1922-25
6.	Chad Shrout	41.25	1995, '97-99
7.	Stan Gaudion	41.08	2017-20
8.	Stephen Wilson	40.80	1993-94
9.	Greg Cummins	40.66	1977-78
10.	Tom McCarthy	40.60	1983-84

### ATTEMPTS

Rk	Player	Att.	Years
1.	Chad Shrout	263	1995, '97-99
2.	Kyle Ah Loo	206	1986-89
3.	Alex Dunnachie	199	2009-12
4.	Kurt Milne	175	2003-06
5.	Scott Harding	157	2011-14
6.	Rigoberto Sanchez	144	2015-16
7.	Mat McBriar	131	2000-02
8.	Stan Gaudion	130	2017-20
9.	Greg Cummins	124	1977-78
10.	Frank Natividad	123	1981-82

# CAREER CHARTS

## DEFENSE

### Tackles

Rk	Player	Tackles	Years
1.	Solomon Elimimian	434	2005-08
2.	Jahlani Tavai	391	2015-18
3.	Levi Stanley	366	1969-73
4.	David Dworsky	348	1969-71
5.	Steve Lehor	326	1979-82
6.	Adam Leonard	316	2005-08
	Nate Jackson	316	1998-2001
8.	Corey Paredes	315	2008-11
9.	Thadius Jefferson	298	1983-86
10.	Hyrum Peters	296	2000-03

### Sacks

Rk	Player	Sacks	Years
1.	Mark Odom	36	1987-90
2.	Al Noga	33	1984-87
3.	Travis LaBoy	24	2001-03
4.	Melila Purcell	20	2003-06
5.	Pete Noga	19	1983, '85-86
6.	David Veikune	18	2006-08
7.	Jahlani Tavai	17.5	2015-18
8.	Paipai Falemalu	16.5	2009-12
9.	Art Laurel	16	2010-13
	Alvis Satele	16	1981-84
11.	Pisa Tinoisamoa	15.5	2000-02
12.	Falaniko Noga	15	1980-83
13.	Beau Yap	14	2011-14
14.	Kaimana Padello	13.5	2016-19
15.	Colin Scotts	13	1983-85
	Herman Talley	13	1989, '91

\*complete stats for this category are not available

### Tackles For Loss

Rk	Player	TFLS	Years
1.	Al Noga	70.0	1984-87
2.	Mark Odom	68.0	1987-90
3.	Travis LaBoy	50.0	2001-03
4.	Falaniko Noga	43.0	1980-83
5.	Jahlani Tavai	41.0	2015-18
6.	Pisa Tinoisamoa	38.0	2000-02
7.	Melila Purcell	36.5	2003-06
8.	Alvis Satele	35.0	1981-84
9.	Beau Yap	31.0	2012-14
10.	Solomon Elimimian	30.5	2005-08

\*complete stats for this category are not available

### Interceptions

Rk	Player	Int.	Years
1.	Mana Silva	14	2008-10
2.	Keoni Jardine	13	1977-80
	Kelvin Millhouse, Jr.	13	2001-03
4.	Abraham Elimimian	12	2001-04
5.	Walter Briggs	11	1986-89
	Harold Stringert	11	1972-73
7.	Kent Kafentzis	10	1981-82, '84-85
8.	Trayvon Henderson	9	2013-14, '16-17
	Kyle Kafentzis	9	1983-86
	Quincy LeJay	9	1998-99
	Ken Shibata	9	1973-74
	Jeris White	9	1970-73



MANA SILVA



MARK ODOM



TRAVIS LABOY

# SINGLE-SEASON CHARTS

## PASSING

### Yards

Rk	Player	Yards	Year
1.	Colt Brennan	5,549	2006
2.	Bryant Moniz	5,040	2010
3.	Timmy Chang	4,474	2002
4.	Colt Brennan	4,343	2007
5.	Colt Brennan	4,301	2005
6.	Timmy Chang	4,258	2004
7.	Timmy Chang	4,199	2003
8.	Cole McDonald	4,135	2019
9.	Cole McDonald	3,875	2018
10.	Dan Robinson	3,853	1999

### Yards Per Game

Rk	Player	Avg.	Year
1.	Colt Brennan	396.4	2006
2.	Colt Brennan	361.9	2007
3.	Bryant Moniz	360.0	2010
4.	Colt Brennan	358.4	2005
5.	Nick Rolovich	336.1	2001
6.	Timmy Chang	327.5	2004
7.	Timmy Chang	323.0	2003
8.	Dan Robinson	321.1	1999
9.	Timmy Chang	319.6	2002
10.	Timmy Chang	304.1	2000

### 300-Yard Games

Rk	Player	Games	Year
1.	Colt Brennan	13	2006
2.	Bryant Moniz	11	2010
3.	Colt Brennan	9	2005
	Timmy Chang	9	2004
	Timmy Chang	9	2003
	Timmy Chang	9	2002
7.	Colt Brennan	8	2007
8.	Cole McDonald	7	2018
	Nick Rolovich	7	2001
10.	Cole McDonald	6	2019
	Sean Schroeder	6	2013
	Timmy Chang	6	2000
	Dan Robinson	6	1999

### 400-Yard Games

Rk	Player	Games	Year
1.	Colt Brennan	9	2006
2.	Colt Brennan	6	2007
3.	Colt Brennan	5	2005
4.	Cole McDonald	3	2019
	Cole McDonald	3	2018
	Bryant Moniz	3	2010
	Timmy Chang	3	2004
	Timmy Chang	3	2003
	Timmy Chang	3	2002
	Nick Rolovich	3	2001
	Dan Robinson	3	1999

### 500-Yard Games

Rk	Player	Games	Year
1.	Nick Rolovich	3	2001
2.	Colt Brennan	2	2007
	Bryant Moniz	2	2010

### Attempts

Rk	Player	Att	Year
1.	Timmy Chang	624	2002
2.	Timmy Chang	602	2004
3.	Timmy Chang	601	2003
4.	Colt Brennan	559	2006
5.	Dan Robinson	556	1999
6.	Bryant Moniz	555	2010
7.	Colt Brennan	515	2005
8.	Cole McDonald	511	2019
9.	Colt Brennan	510	2007
10.	Cole McDonald	484	2018

### Completions

Rk	Player	Comp	Year
1.	Colt Brennan	406	2006
2.	Bryant Moniz	361	2010
3.	Colt Brennan	359	2007
4.	Timmy Chang	358	2004
5.	Timmy Chang	353	2003
6.	Colt Brennan	350	2005
7.	Timmy Chang	349	2002
8.	Cole McDonald	326	2019
9.	Dan Robinson	288	1999
10.	Cole McDonald	285	2018

### Touchdowns

Rk	Player	TDs	Year
1.	Colt Brennan	58	2006
2.	Bryant Moniz	39	2010
3.	Colt Brennan	38	2007
	Timmy Chang	38	2004
5.	Cole McDonald	36	2018
6.	Colt Brennan	35	2005
7.	Nick Rolovich	34	2001
8.	Cole McDonald	33	2019
9.	Timmy Chang	29	2003
10.	Sean Schroeder	28	2003
	Dan Robinson	28	1999

## RUSHING

### Yards

#### (1,000-yard Seasons)

Rk	Player	Yards	Year
1.	D. Saint Juste	1,510	2017
2.	Travis Sims	1,498	1992
3.	Alex Green	1,199	2010
4.	Albert Holmes	1,146	1972
5.	Paul Harris	1,132	2015
6.	Larry Sherrer	1,129	1971
7.	Michael Carter	1,092	1991
8.	Nuu Faaola	1,064	1985
9.	Gary Allen	1,040	1979
10.	D. Saint Juste	1,006	2016
	Gary Allen	1,006	1981

### Rushing Yds/Game

Rk	Player	Avg.	Year
1.	D. Saint Juste	125.8	2017
2.	Travis Sims	124.8	1992
3.	Albert Holmes	104.2	1972
4.	Larry Sherrer	102.6	1971
5.	Gary Allen	100.6	1981
6.	Gary Allen	94.5	1979
7.	Paul Harris	94.3	2015
8.	Michael Carter	91.0	1991
9.	Nuu Faaola	88.7	1985
10.	Alex Green	85.6	2010

### 100-Yard Games

Rk	Player	G	Year
1.	Travis Sims	9	1992
2.	D. Saint Juste	8	2017
3.	Paul Harris	6	2015
	Michael Carter	6	1991
	Gary Allen	6	1979
	Albert Holmes	6	1972
7.	Nuu Faaola	5	1985
	Gary Allen	5	1981
	Larry Sherrer	5	1971
10.	D. Saint Juste	4	2016
	Alex Green	4	2010
	Nate Ilaoa	4	2006
	James Fenderson	4	2000
	Charles Tharp	4	1997

### Attempts

Rk	Player	Att	Year
1.	D. Saint Juste	282	2017
2.	Michael Carter	221	1991
3.	Travis Sims	220	1992
4.	Larry Sherrer	204	1971
5.	Nuu Faaola	203	1985
6.	Anthony Edgar	201	1982
7.	Jamal Farmer	199	1989
	Albert Holmes	199	1972
9.	Paul Harris	197	2015
10.	Charles Tharp	195	1997

### Touchdowns

Rk	Player	TDs	Year
1.	Alex Green	18	2010
	Jamal Farmer	18	1989
3.	Michael Carter	16	1991
	Heikoti Fakava	16	1987
	Larry Sherrer	16	1971
6.	Steven Lakalaka	13	2016
	Nate Ilaoa	13	2006
8.	Heikoti Fakava	12	1988
	Albert Holmes	12	1972
10.	Dedrick Parson	11	2022
	Bill Massey	11	1969

# SINGLE-SEASON CHARTS

## RECEIVING

### Season Yards (1,000 Yards)

Rk	Player	Yds	Year
1.	Greg Salas	1,889	2010
2.	Ashley Lelie	1,713	2001
3.	Greg Salas	1,590	2009
4.	R. Grice-Mullen	1,372	2007
5.	John Ursua	1,343	2018
6.	Kealoha Pilares	1,306	2010
7.	Justin Colbert	1,302	2002
8.	Chad Owens	1,290	2004
9.	Davone Bess	1,266	2007
10.	Dwight Carter	1,253	1999
11.	R. Grice-Mullen	1,228	2005
12.	Davone Bess	1,220	2006
13.	Jason Rivers	1,178	2006
14.	Jason Rivers	1,174	2007
15.	JoJo Ward	1,134	2019
	Chad Owens	1,134	2003
17.	Jared Smart	1,129	2019
18.	Davone Bess	1,124	2005
19.	Ashley Lelie	1,110	2000
20.	Marcus Kemp	1,100	2016
21.	Cedric Byrd II	1,097	2019
22.	Chris Roscoe	1,043	1989
23.	Royce Pollard	1,011	2011

### 100-Yard Games - Season

Rk	Player	G	Year
1.	Greg Salas	10	2010
2.	Greg Salas	8	2009
3.	John Ursua	7	2018
	Ryan Grice-Mullen	7	2007
	Jason Rivers	7	2007
	Davone Bess	7	2005
	Ashley Lelie	7	2001
8.	Kealoha Pilares	6	2010
	Davone Bess	6	2007
	Davone Bess	6	2006
	Jeremiah Cockheran	6	2003
	Dwight Carter	6	1999

### Season Receptions

Rk	Player	Rec	Year
1.	Greg Salas	119	2010
2.	Davone Bess	108	2007
3.	Greg Salas	106	2009
	Ryan Grice-Mullen	106	2007
5.	Chad Owens	102	2004
6.	Cedric Byrd II	98	2019
7.	Davone Bess	96	2006
8.	Jason Rivers	92	2007
	Justin Colbert	92	2002
10.	John Ursua	89	2018
	Davone Bess	89	2005

## Season Touchdowns

Rk	Player	TDs	Year
1.	Ashley Lelie	19	2001
2.	Chad Owens	17	2004
3.	John Ursua	16	2018
4.	Kealoha Pilares	15	2010
	Davone Bess	15	2006
6.	Greg Salas	14	2010
	Davone Bess	14	2005
8.	Jason Rivers	13	2007
	Ryan Grice-Mullen	13	2007
10.	Davone Bess	12	2007
	Ryan Grice Mullen	12	2005

## TOTAL OFFENSE

### Total Yards

Rk	Player	Yards	Year
1.	Colt Brennan	5,915	2006
2.	Bryant Moniz	5,142	2010
3.	Cole McDonald	4,518	2019
4.	Timmy Chang	4,457	2002
5.	Colt Brennan	4,455	2005
6.	Colt Brennan	4,370	2007
7.	Timmy Chang	4,273	2004
8.	Cole McDonald	4,234	2018
9.	Timmy Chang	4,139	2003
10.	Dan Robinson	3,762	1999

### Total Yards/Game

Rk	Player	Avg.	Year
1.	Colt Brennan	422.5	2006
2.	Colt Brennan	371.2	2005
3.	Bryant Moniz	367.3	2010
4.	Colt Brennan	364.2	2007
5.	Nick Rolovich	336.5	2001
6.	Timmy Chang	328.7	2004
7.	Cole McDonald	325.7	2018
8.	Cole McDonald	322.7	2019
9.	Timmy Chang	318.4	2003
	Timmy Chang	318.4	2002

## ALL-PURPOSE

### All-Purpose Yards

Rk	Player	Yards	Year
1.	Jeff Sydnor	1,958	1990
2.	Greg Salas	1,887	2010
3.	Chad Owens	1,866	2004
4.	Nate Ilaoa	1,827	2006
5.	Ashley Lelie	1,713	2001
6.	D. Saint Juste	1,667	2017
7.	Greg Salas	1,647	2009
8.	Alex Green	1,562	2010
9.	Calvin Turner Jr.	1,523	2021
10.	Travis Sims	1,502	1992

## All-Purpose Yards/Game

Rk	Player	Avg.	Year
1.	Jeff Sydnor	163.2	1990
2.	Gary Allen	144.9	1981
3.	Chad Owens	143.5	2004
4.	Ashley Lelie	142.8	2001
5.	Bobby Ahu	142.1	1969
6.	Nate Ilaoa	140.5	2006
7.	D. Saint Juste	138.9	2017
8.	Greg Salas	134.8	2010
9.	Calvin Turner Jr.	133.4	2020
10.	Greg Salas	126.7	2009

## SCORING

### Points

Rk	Player	Pts	Year
1.	Chad Owens	132	2004
2.	Scott Enos (K)	122	2010
3.	Jamal Farmer	116	1989
4.	Alex Green	114	2010
	Ashley Lelie	114	2001
6.	Justin Ayat (K)	111	2001
7.	Nate Ilaoa	108	2006
8.	Dan Kelly (K)	106	2007
	Jason Elam (K)	106	1989
10.	John Ursua	104	2018

### Touchdowns

Rk	Player	TDs	Year
1.	Chad Owens	22	2004
2.	Alex Green	19	2010
	Ashley Lelie	19	2001
	Jamal Farmer	19	1989
5.	Nate Ilaoa	18	2006
6.	John Ursua	17	2018
	Heikoti Fakava	17	1987
8.	Michael Carter	16	1991
	Larry Sherrer	16	1971
10.	Kealoha Pilares	15	2010
	Davone Bess	15	2006

### Field Goals

Rk	Player	FGs	Year
1.	Richard Spelman	21	1984
2.	Jason Elam	20	1989
3.	Justin Ayat	19	2001
	Jason Elam	19	1991
	Jason Elam	19	1988
6.	Matthew Shipley	18	2021
	Tyler Hadden	18	2014
8.	Scott Enos	17	2010
	Carlton Oswalt	17	1994
	Curtis Goodman	17	1976



# SINGLE-SEASON CHARTS

## TDs Responsible For

Rk	Player	TDs	Year
1.	Colt Brennan	63	2006
2.	Colt Brennan	46	2007
3.	Bryant Moniz	43	2010
4.	Cole McDonald	40	2019
	Cole McDonald	40	2018
	Timmy Chang	40	2004
7.	Colt Brennan	37	2005
8.	Nick Rolovich	34	2001
9.	Dan Robinson	32	1999
10.	Sean Schroeder	30	2013
	Bryant Moniz	30	2011
	Timmy Chang	30	2003

## PUNTING

### Average Yards Per Punt

Rk	Player	Avg.	Year
1.	Alex Dunnachie	46.2	2012
2.	Chad Shrout	46.1	1997
3.	Rigoberto Sanchez	45.1	2015
4.	Mat McBriar	44.8	2002
5.	Rigoberto Sanchez	44.6	2016
6.	Jason Elam	44.5	1992
7.	Ben Scruton	44.1	2019
8.	Adam Stack	43.4	2020
	Mat McBriar	43.4	2001
10.	Alex Dunnachie	43.0	2010
	Stephen Wilson	43.0	1993

### Attempts

Rk	Player	Att.	Year
1.	Scott Harding	86	2014
2.	Chad Shrout	82	1998
3.	Eric Hannum	77	1996
4.	Paul Dombroski	76	1976
5.	Rigoberto Sanchez	74	2015
6.	John Masters	72	1974
7.	Rigoberto Sanchez	70	2016
8.	Tim Grasso	68	2008
	Chad Shrout	68	1997
10.	Frank Natividad	65	1981

## KICKOFF RETURNS

### Return Average (min 12 returns)

Rk	Player	Avg.	Year
1.	Chad Owens	33.6	2001
2.	Mike Edwards	30.4	2012
3.	Malcolm Lane	29.2	2007
4.	David Toloumu	27.5	1979
5.	Calvin Turner Jr.	27.0	2020
6.	Larry Khan-Smith	26.6	1988
7.	Malcolm Lane	26.5	2008
8.	Keelan Ewaliko	26.3	2015
9.	David Toloumu	26.1	1980
10.	Chad Owens	25.1	2002

## PUNT RETURNS

### Return Avg. (min 9 returns)

Rk	Player	Avg.	Year
1.	Jeff Sydner	15.4	1989
2.	Chad Owens	14.8	2004
3.	Scott Harding	12.8	2012
4.	Marco Johnson	12.4	1985
5.	Jeff Sydner	12.1	1990
6.	Roger Weatherby	11.6	1970
7.	Bobby Ahu	11.4	1969
8.	Feiamma Armstrong	11.0	2000
9.	Eddie Klaneski	10.6	1997
10.	Marco Johnson	10.4	1986

## DEFENSE

### Tackles

Rk	Player	Tkl	Year
1.	Jeff Ulbrich	169	1999
2.	Corey Paredes	151	2010
3.	Tim Buchanan	148	1968
4.	Randy Ingraham	145	1970
5.	Tom Murphy	144	1977
6.	Solomon Elimimian	141	2007
7.	Levi Stanley	140	1973
8.	Jahlani Tavai	129	2016
	Pisa Tinoisamoa	129	2002
	Thad Jefferson	129	1985
	David Dworsky	129	1971

### Sacks

Rk	Player	Sacks	Year
1.	Al Noga	17.0	1986
2.	Travis LaBoy	13.0	2003
	Mark Odom	13.0	1989
4.	Mark Odom	11.0	1990
	Mark Odom	11.0	1987
6.	Gavin Robertson	10.0	1988
7.	Melila Purcell	9.5	2006
8.	Art Laurel	9.0	2011
	David Veikune	9.0	2008
	Pete Noga	9.0	1986
	Colin Scotts	9.0	1986
	Alvis Satele	9.0	1984

\*complete stats for this category not available

### Tackles For Loss

Rk	Player	Tkl	Year
1.	Al Noga	31.0	1986
2.	Mark Odom	24.0	1989
3.	Travis LaBoy	22.0	2003
4.	Jahlani Tavai	19.5	2016
5.	K. Tulimasealii	18.5	2015
6.	Gavin Robertson	18.0	1988
	Al Noga	18.0	1987
8.	Pisa Tinoisamoa	17.5	2002
9.	Travis LaBoy	17.0	2001
10.	David Veikune	16.5	2008

\*complete stats for this category not available

## Interceptions

Rk	Player	Int	Year
1.	Walter Briggs	9	1989
2.	Mana Silva	8	2010
3.	Nate Jackson	7	2000
	Quincy LeJay	7	1999
	Ken Shibata	7	1974
6.	Mana Silva	6	2009
	Tony Pang Kee	6	1990
	Tim Paul	6	1974
	Harold Stringert	6	1973
	Jeris White	6	1971
	Steve Adler	6	1970
	George Lumpkin	6	1970



ALEX DUNNACHIE



WALTER BRIGGS



JEFF ULBRICH

# YEARLY LEADERS

## PASSING

Year	Name	Comp	Att	Yards	TD
1967	Dick Hough	109	197	1,419	9
1968	Larry Arnold	154	278	1,821	21
1969	Larry Arnold	110	211	1,378	11
1970	Howard Gay	68	140	851	7
1971	Elroy Chong	71	156	1,041	7
1972	Mike Biscotti	54	110	772	6
1973	Casey Ortez	103	178	1,385	10
1974	Alex Kaloi	120	240	1,214	6
1975	Alex Kaloi	64	132	793	4
1976	Joe McReynolds	36	76	373	1
1977	Jeff Duva	105	197	1,478	10
1978	Jeff Duva	113	208	1,463	14
1979	Mike Stennis	42	92	565	5
1980	Mike Stennis	71	141	869	3
1981	Tim Lyons	72	142	970	4
1982	Bernard Quarles	103	188	1,350	7
1983	Raphel Cherry	170	299	2,478	18
1984	Raphel Cherry	143	295	2,055	6
1985	Gregg Tipton	156	288	2,130	12
1986	Gregg Tipton	211	377	2,645	11
1987	Warren Jones	84	168	1,326	4
1988	Warren Jones	138	259	2,268	19
1989	Garrett Gabriel	143	249	2,145	17
1990	Garrett Gabriel	165	320	2,752	25
1991	Michael Carter	81	205	1,172	4
1992	Michael Carter	51	115	787	6
1993	Michael Carter	91	179	1,489	15
1994	John Hao	86	152	1,181	6
1995	Johnny Macon	68	152	985	6
1996	Glenn Freitas	129	234	1,157	8
1997	Josh Skinner	109	195	1,416	3
1998	Dan Robinson	163	354	2,155	11
1999	Dan Robinson	288	556	3,853	18
2000	Timmy Chang	245	469	3,041	19
2001	Nick Rolovich	233	405	3,361	34
2002	Timmy Chang	349	624	4,474	25
2003	Timmy Chang	353	601	4,199	29
2004	Timmy Chang	358	602	4,258	38
2005	Colt Brennan	350	515	4,301	35
2006	Colt Brennan	406	559	5,549	58
2007	Colt Brennan	359	510	4,343	38
2008	Greg Alexander	154	245	1,895	14
2009	Bryant Moniz	182	319	2,396	14
2010	Bryant Moniz	361	555	5,040	39
2011	Bryant Moniz	248	397	2,733	22
2012	Sean Schroeder	175	244	1,878	11
2013	Sean Schroeder	233	376	2,960	28
2014	Ikaika Woolsey	210	416	2,538	13
2015	Max Wittek	128	271	1,542	7
2016	Dru Brown	209	335	2,488	19
2017	Dru Brown	254	412	2,785	18
2018	Cole McDonald	285	484	3,875	36
2019	Cole McDonald	326	511	4,135	33
2020	Chevan Cordeiro	195	313	2,083	14
2021	Chevan Cordeiro	195	353	2,793	17
2022	Brayden Schager	221	400	2,348	13

## RUSHING

Year	Name	Att	Yards	Avg	TD
1967	Larry Cook	100	362	3.6	3
1968	Emory Holmes	139	714	5.1	5
1969	Bill Massey	144	840	5.8	11
1970	Larry Sherrer	106	722	6.6	9
1971	Larry Sherrer	204	1,129	5.5	16
1972	Albert Holmes	199	1,146	5.8	12
1973	Albert Holmes	166	715	4.3	6
1974	Regis Grice	115	472	4.1	2
1975	Norris Birdsong	165	731	4.4	6
1976	Wilbert Haslip	139	730	5.4	2
1977	Wilbert Haslip	134	698	5.2	3
1978	Gary Allen	98	521	5.3	1
1979	Gary Allen	162	1,040	6.4	8
1980	Gary Allen	193	884	4.6	2
1981	Gary Allen	194	1,006	5.2	8
1982	Anthony Edgar	201	900	4.5	7
1983	Dino Babers	76	295	3.9	3
1984	Raphel Cherry	168	424	2.5	3
1985	Nuu Faaola	203	1,064	5.2	10
1986	Danny Crowell	164	724	4.4	6
1987	Heikoti Fakava	163	792	4.9	16
1988	Heikoti Fakava	194	860	4.4	12
1989	Jamal Farmer	199	986	5.0	18
1990	Jamal Farmer	159	664	4.2	9
1991	Michael Carter	221	1,092	4.9	16
1992	Travis Sims	220	1,498	6.8	9
1993	Calvin Melvin	139	831	6.0	3
1994	Tupu Alualu	129	638	4.9	3
1995	Brett Washington	90	574	6.4	2
1996	Carlos Shaw	99	394	4.0	2
1997	Charles Tharp	195	796	4.1	7
1998	Charles Tharp	146	679	4.7	2
1999	Avion Weaver	114	645	5.7	4
2000	James Fenderson	113	651	5.8	7
2001	Mike Bass	108	558	5.2	3
2002	John West	59	451	7.6	5
2003	John West	64	422	6.6	4
2004	Michael Brewster	113	722	6.4	6
2005	Nate Ilaoa	85	643	7.6	6
2006	Nate Ilaoa	131	990	7.6	13
2007	Kealoha Pilares	68	388	5.7	3
2008	Daniel Libre	99	443	4.5	6
2009	Leon Wright-Jackson	74	554	7.5	7
2010	Alex Green	146	1,199	8.2	18
2011	Joey Iosefa	110	548	5.0	7
2012	Will Gregory	137	691	5.0	3
2013	Joey Iosefa	126	590	4.7	5
2014	Steven Lakalaka	159	646	4.1	2
2015	Paul Harris	197	1,132	5.7	6
2016	Diocemy Saint Juste	165	1,006	6.1	3
2017	Diocemy Saint Juste	282	1,510	5.4	7
2018	Fred Holly III	108	468	4.3	4
2019	Miles Reed	174	908	5.2	8
2020	Chevan Cordeiro	116	483	4.2	7
2021	Dae Dae Hunter	101	651	6.4	3
2022	Dedrick Parson	187	830	4.4	11

# YEARLY LEADERS

## RECEIVING

Year	Name	Rec	Yards	Avg/G	TD
1967	Jim Schultz	60	956	95.6	7
1968	McKinley Reynolds	49	711	71.1	7
	Rich Leon	51	653	65.3	6
1969	Dave Patterson	36	435	43.5	3
1970	Henry Sovio	29	339	30.8	0
1971	Henry Sovio	36	527	47.9	2
1972	Golden Richards	23	414	59.1	5
1973	Allen Brown	46	735	81.7	2
1974	Mel deLaura	42	482	43.8	2
1975	Larry Jackson	12	186	16.9	3
	Mike Fletcher	12	177	16.0	0
	Mike Vierra	12	166	15.0	0
1976	Mike Fletcher	23	284	25.8	2
1977	Rick Wagner	19	270	24.5	2
1978	DeWayne Jett	18	382	34.7	5
	Walt Little	24	293	26.6	3
1979	DeWayne Jett	21	271	24.6	5
1980	Ron Pennick	23	282	25.6	2
	Gary Allen	26	257	23.3	1
1981	Gary Allen	21	367	36.7	2
	Merv Lopes	23	313	28.4	2
1982	Walter Murray	31	494	44.9	5
1983	Walter Murray	44	773	70.2	7
1984	Walter Murray	37	625	56.8	1
1985	Walter Murray	66	673	56.0	7
1986	David Dyas	33	562	46.8	1
	Ron Hall	42	508	42.3	2
1987	Dane McArthur	24	391	32.5	2
1988	Chris Roscoe	44	859	71.5	9
1989	Chris Roscoe	47	1,043	80.2	9
1990	Jeff Sydner	47	820	68.3	7
	Dane McArthur	49	696	58.0	8
1991	Jeff Sydner	34	421	38.2	2
1992	Darrick Branch	25	491	40.9	5
1993	Brian Gordon	27	419	34.9	4
1994	Brannon Kennedy	23	462	38.5	2
	Clint Kuboyama	27	315	26.3	2
1995	Dillan Micus	31	536	44.7	3
	Eddie Klaneski	36	513	42.8	1
1996	Dillan Micus	27	366	33.3	1
1997	Charles Tharp	42	435	36.3	1
1998	Wesley Morris	51	692	57.7	4
1999	Dwight Carter	77	1,253	104.4	9
2000	Ashley Lelie	74	1,110	92.5	11
2001	Ashley Lelie	84	1,713	142.8	19
2002	Justin Colbert	92	1,302	93.0	8
2003	Chad Owens	85	1,134	103.1	9
2004	Chad Owens	102	1,290	99.2	17
2005	Ryan Grice-Mullen	85	1,228	102.3	12
	Davone Bess	89	1,124	93.7	14
2006	Davone Bess	96	1,220	87.1	15
2007	Ryan Grice-Mullen	106	1,372	105.5	13
	Davone Bess	108	1,266	97.4	12
2008	Michael Washington	62	789	56.4	6
	Greg Salas	57	831	59.4	3
2009	Greg Salas	106	1,590	122.3	8
2010	Greg Salas	119	1,889	134.9	14
2011	Billy Ray Stutzmann	78	910	70.0	4
	Royce Pollard	71	1,011	84.2	8
2012	Billy Ray Stutzmann	35	447	44.7	0
2013	Chris Gant	59	973	81.1	9
2014	Quinton Pedroza	59	674	56.2	3
	Marcus Kemp	56	797	61.3	3
2015	Marcus Kemp	36	563	43.3	2
2016	Marcus Kemp	73	1,100	78.6	8
2017	John Ursua	47	667	111.2	5
	Dylan Collie	56	636	53.0	4
2018	John Ursua	89	1,343	103.3	16
2019	Cedric Byrd II	98	1,097	73.1	10
	JoJo Ward	65	1,134	75.6	11
2020	Jared Smart	36	320	35.6	1
	Calvin Turner Jr.	33	546	60.7	6
2021	Nick Mardner	46	913	70.2	5
	Calvin Turner Jr.	73	876	67.4	4
2022	Zion BOWENS	35	494	54.9	4

## TOTAL OFFENSE

Year	Name	Plays	Rush	Pass	Yards	TD
1967	Dick Hough	279	205	1,419	1,624	9
1968	Larry Arnold	326	-31	1,821	1,790	21
1969	Larry Arnold	242	-102	1,378	1,276	11
1970	Howard Gay	175	-28	851	823	7
1971	Larry Sherrer	204	1,129	0	1,129	16
1972	Albert Holmes	199	1,146	0	1,146	12
1973	Casey Ortez	228	-115	1,385	1,270	10
1974	Alex Kaloi	344	231	1,214	1,445	6
1975	Alex Kaloi	260	334	793	1,127	4
1976	Wilbert Haslip	140	730	18	748	2
1977	Jeff Duva	268	79	1,478	1,557	11
1978	Jeff Duva	289	93	1,463	1,556	16
1979	Gary Allen	164	1,040	31	1,071	8
1980	Mike Stennis	217	201	869	1,070	8
1981	Gary Allen	197	1,006	5	1,011	9
1982	Bernard Quarles	295	345	1,350	1,695	12
1983	Raphel Cherry	446	266	2,478	2,744	26
1984	Raphel Cherry	463	424	2,055	2,479	3
1985	Gregg Tipton	380	-62	2,130	2,068	3
1986	Gregg Tipton	452	-97	2,645	2,548	1
1987	Warren Jones	255	193	1,326	1,519	6
1988	Warren Jones	460	669	2,268	2,937	8
1989	Garrett Gabriel	352	246	2,145	2,391	22
1990	Garrett Gabriel	412	120	2,752	2,872	28
1991	Michael Carter	426	1,092	1,172	2,264	20
1992	Travis Sims	220	1,498	0	1,498	9
1993	Michael Carter	333	648	1,489	2,137	26
1994	John Hao	210	112	1,181	1,293	8
1995	Johnny Macon	259	378	985	1,363	12
1996	Glenn Freitas	349	352	1,157	1,509	11
1997	Josh Skinner	253	-31	1,416	1,385	5
1998	Dan Robinson	438	-27	2,155	2,128	13
1999	Dan Robinson	616	-91	3,853	3,762	32
2000	Timmy Chang	492	-49	3,041	2,992	21
2001	Nick Rolovich	454	4	3,361	3,365	34
2002	Timmy Chang	663	-17	4,474	4,457	26
2003	Timmy Chang	644	-60	4,199	4,139	30
2004	Timmy Chang	639	0	4,258	4,258	40
2005	Colt Brennan	614	154	4,301	4,455	37
2006	Colt Brennan	645	366	5,549	5,915	63
2007	Colt Brennan	592	25	4,343	4,368	46
2008	Greg Alexander	335	139	1,895	2,034	17
2009	Bryant Moniz	377	117	2,396	2,513	15
2010	Bryant Moniz	636	102	5,040	5,142	43
2011	Bryant Moniz	478	293	2,733	3,026	30
2012	Sean Schroeder	398	-169	1,878	1,709	12
2013	Sean Schroeder	429	-60	2,969	2,909	30
2014	Ikaika Woolsey	526	203	2,538	2,741	14
2015	Max Wittek	309	-89	1,542	1,453	8
2016	Dru Brown	423	306	2,488	2,794	23
2017	Dru Brown	470	7	2,785	2,792	20
2018	Cole McDonald	618	359	3,875	4,234	40
2019	Cole McDonald	612	383	4,135	4,518	40
2020	Chevan Cordeiro	429	483	2,083	2,566	21
2021	Chevan Cordeiro	469	342	2,793	3,135	20
2022	Brayden Schager	445	47	2,348	2,395	13

# YEARLY LEADERS

## ALL-PURPOSE

Year	Player	Rush	Rec	PR	KOR	Yds
1967	Jim Schultz	0	956	0	0	956
1968	Emory Holmes	714	52	0	466	1,232
1969	Bobby Ahu	531	87	262	541	1,421
1970	Larry Sherrer	742	104	0	191	1,017
1971	Larry Sherrer	1,129	97	24	37	1,287
1972	Albert Holmes	1,146	27	0	0	1,173
1973	Allen Brown	78	735	0	0	813
1974	Arnold Morgado	436	143	0	208	787
1975	Norris Birdsong	731	76	0	85	892
1976	Wilbert Haslip	730	21	0	0	751
1977	Gerald Green	548	266	123	0	977
1978	Gary Allen	521	51	10	126	698
1979	Gary Allen	1,040	220	0	0	1,260
1980	Gary Allen	884	257	0	0	1,141
1981	Gary Allen	1,006	367	76	0	1,449
1982	Anthony Edgar	900	120	0	0	1,020
1983	Walter Murray	8	773	0	17	798
1984	Walter Murray	61	625	0	0	686
1985	Nuu Faala	1,064	179	0	0	1,243
1986	Danny Crowell	724	336	0	0	1,060
1987	Heikoti Fakava	792	186	0	0	978
1988	Larry Khan-Smith	39	119	0	852	1,010
1989	Jamal Farmer	986	152	0	0	1,138
1990	Jeff Sydney	390	820	483	265	1,958
1991	Jeff Sydney	296	421	144	495	1,356
1992	Travis Sims	1,498	4	0	0	1,502
1993	Brian Gordon	543	419	0	169	1,131
1994	Matt Harding	24	166	69	633	892
1995	Matt Harding	1	89	11	673	774
1996	Carlos Shaw	394	134	0	129	657
1997	Charles Tharp	796	435	0	192	1,423
1998	Wesley Morris	0	692	0	476	1,168
1999	Dwight Carter	0	1,253	0	0	1,253
2000	Ashley Lelie	0	1,023	0	0	1,023
2001	Ashley Lelie	0	1,713	0	0	1,713
2002	Justin Colbert	0	1,302	7	0	1,309
2003	Chad Owens	6	1,134	136	25	1,301
2004	Chad Owens	0	1,290	531	45	1,866
2005	Ryan Grace-Mullen	18	1,228	0	0	1,246
2006	Nate Ilaoa	990	837	0	0	1,827
2007	Davone Bess	0	1,266	175	0	1,441
2008	Malcolm Lane	0	613	0	635	1,248
2009	Greg Salas	0	1,590	57	0	1,647
2010	Greg Salas	0	1,889	-2	0	1,887
2011	Mike Edwards	0	0	19	1,086	1,105
2012	Mike Edwards	18	0	0	1,215	1,233
2013	Chris Gant	14	973	0	401	1,388
2014	Marcus Kemp	13	797	0	0	797
2015	Paul Harris	1,132	151	0	138	1,421
2016	Paul Harris	568	17	0	835	1,420
2017	D. Saint Juste	1,510	157	0	0	1,667
2018	John Ursua	4	1,343	0	0	1,347
2019	Cedric Byrd II	36	1,097	42	24	1,199
2020	Calvin Turner Jr.	331	546	0	324	1,201
2021	Calvin Turner Jr.	316	876	46	285	1,523
2022	Dedrick Parson	830	171	-3	-4	994

## SCORING

Year	Player	TD	XP	FG	Pts
1967	Jim Schultz	7	1	0	44
1968	McKinley Reynolds	8	0	0	48
	Ralph Kaspari	8	0	0	48
1969	Bill Massey	11	0	0	66
1970	Bill Massey	9	2	0	56
1971	Larry Sherrer	16	0	0	96
1972	Albert Holmes	12	0	0	72
1973	Reinhold Stuprich (K)	0	22	15	67
1974	Reinhold Stuprich (K)	0	18	9	45
1975	Curtis Goodman (K)	0	18	10	48
1976	Norris Birdsong	7	0	0	42
1977	Curtis Goodman (K)	0	24	15	69
1978	Peter Kim (K)	0	28	4	40
1979	Jim Asmus (K)	0	34	13	73
1980	Jim Asmus (K)	0	29	13	68
1981	Lee Larsen (K)	0	36	12	72
1982	Lee Larsen (K)	0	24	12	60
1983	Richard Spelman (K)	0	25	12	61
1984	Richard Spelman (K)	0	22	21	85
1985	Kerry Brady (K)	0	20	16	68
1986	Rod Valverde (K)	1	26	13	71
1987	Heikoti Fakava	17	0	0	102
1988	Jason Elam (K)	0	38	19	95
1989	Jamal Farmer	19	1 (2)	0	116
1990	Jeff Sydney	12	2 (4)	0	76
1991	Michael Carter	16	0	0	96
1992	Jason Elam (K)	0	44	16	92
1993	Michael Carter	12	0	0	72
1994	Carlton Oswald (K)	0	16	17	37
1995	Glenn Freitas	12	0	0	72
1996	Carlton Oswald (K)	0	18	7	39
1997	Eric Hannum (K)	0	18	15	63
1998	Chad Shrout (K)	0	10	7	31
1999	Eric Hannum (K)	0	35	11	68
2000	Ashley Lelie	11	0	0	66
2001	Ashley Lelie	19	0	0	114
2002	Justin Ayat (K)	0	55	15	100
2003	Justin Ayat (K)	0	30	14	72
2004	Chad Owens	22	0	0	132
2005	Davone Bess	14	0	0	84
2006	Nate Ilaoa	18	0	0	108
2007	Dan Kelly (K)	0	70	12	106
2008	Dan Kelly (K)	0	41	10	71
2009	Scott Enos (K)	0	34	12	70
2010	Scott Enos (K)	0	71	17	122
2011	Joey Iosefa	8	0	0	48
	Bryant Moniz	8	0	0	48
	Royce Pollard	8	0	0	48
2012	Tyler Hadden (K)	0	29	13	68
2013	Chris Gant	10	1 (2)	0	64
2014	Tyler Hadden (K)	0	28	18	82
2015	Rigoberto Sanchez (K)	0	23	8	47
2016	Rigoberto Sanchez (K)	0	49	13	88
2017	Diocemy Saint Juste	8	0	0	48
2018	John Ursua	17	1 (2)	0	104
2019	Ryan Meskell (K)	0	64	10	94
2020	Calvin Turner Jr.	11	2 (4)	0	70
2022	Matthew Shipley	0	27	16	75

# YEARLY LEADERS

## PUNTING

Year	Player	NO	YDS	AVG	LG
1967	Dick Hough	47	1,594	33.9	57
1968	Rich Leon	64	2,351	36.7	61
1969	John Reardon	52	1,759	33.8	48
1970	Bob Leahy	57	2,124	37.3	61
1971	Eddie Davis	28	958	34.2	47
1972	John Masters	62	2,310	37.3	52
1973	Bob Lueke	63	2,451	38.9	66
1974	John Masters	72	2,786	38.7	71
1975	Jim Lyons	57	2,129	37.4	61
1976	Paul Dombroski	76	2,967	39.0	53
1977	Greg Cummins	63	2,623	41.6	73
1978	Greg Cummins	61	2,419	39.7	58
1979	Jim Asmus	58	2,303	39.7	56
1980	Jim Asmus	61	2,373	38.9	54
1981	Frank Natividad	65	2,491	38.3	57
1982	Frank Natividad	58	2,277	39.3	57
1983	Tom McCarthy	61	2,494	40.9	74
1984	Tom McCarthy	55	2,216	40.3	57
1985	Ben Ma'afala	60	2,298	38.3	62
1986	Kyle Ah Loo	61	2,301	37.7	56
1987	Kyle Ah Loo	61	2,304	37.8	64
1988	Kyle Ah Loo	48	1,954	40.7	54
1989	Kyle Ah Loo	36	1,537	42.7	61
1990	Winston Haynes	44	1,570	35.7	54
1991	Winston Haynes	42	1,647	39.2	53
1992	Jason Elam	49	2,179	44.5	78
1993	Stephen Wilson	46	1,976	43.0	68
1994	Stephen Wilson	63	2,476	39.3	54
1995	Chad Shrout	51	1,968	38.6	78
1996	Eric Hannum	77	3,073	39.9	70
1997	Chad Shrout	68	3,133	46.1	71
1998	Chad Shrout	82	3,173	41.2	62
1999	Chad Shrout	62	2,575	41.5	60
2000	Mat McBriar	43	1,647	38.3	65
2001	Mat McBriar	40	1,736	43.4	69
2002	Mat McBriar	48	2,148	44.8	73
2003	Kurt Milne	63	2,501	39.7	55
2004	Kurt Milne	54	2,154	39.9	55
2005	Kurt Milne	41	1,479	36.1	52
2006	Kurt Milne	17	646	38.0	52
2007	Tim Grasso	35	1,390	39.7	51
2008	Tim Grasso	68	2,750	40.4	56
2009	Alex Dunnachie	42	1,647	39.2	66
2010	Alex Dunnachie	52	2,234	43.0	61
2011	Alex Dunnachie	56	2,221	39.7	62
2012	Alex Dunnachie	49	2,262	46.2	73
2013	Scott Harding	56	2,251	40.2	62
2014	Scott Harding	86	3,554	41.3	66
2015	Rigoberto Sanchez	74	3,335	45.1	73
2016	Rigoberto Sanchez	70	3,122	44.6	57
2017	Stan Gaudion	58	2,440	42.1	55
2018	Stan Gaudion	49	1,998	40.8	56
2019	Ben Scruton	20	882	44.1	65
2020	Adam Stack	44	1,910	43.4	61
2021	Matthew Shipley	55	2,281	41.5	54
2022	Matthew Shipley	63	2,567	40.7	63

## KICKOFF RETURNS

Year	Player	NO	YDS	AVG	TD
1968	Emory Holmes	19	466	24.5	0
1969	Bobby Ahu	22	541	24.6	1
1970	Larry Sherrer	9	191	21.2	0
1971	John Duckworth	13	252	19.4	0
1972	Golden Richards	9	192	21.3	0
1973	John Duckworth	10	203	20.3	0
1974	Larry Roberson	19	359	18.9	0
1975	Larry Jackson	11	239	21.7	0
1976	DeWayne Jett	24	360	15.0	0
1977	Burton Coloma	9	192	21.3	0
1978	O.J. Hamilton	13	231	17.8	0
1979	David Toloumu	13	357	27.5	0
1980	David Toloumu	15	391	26.1	0
1981	David Toloumu	11	246	22.4	0
1982	Kent Kafentzis	9	155	17.2	0
1983	Mike Akiu	22	491	22.3	0
1984	Marcel Williams	13	243	22.7	0
1985	Marcel Williams	8	244	30.5	0
1986	Koldene Walsh	11	258	23.5	0
1987	Marcel Williams	14	335	23.9	0
1988	Larry Khan-Smith	32	852	26.6	1
1989	Larry Khan-Smith	16	357	22.3	0
1990	Larry Khan-Smith	21	449	21.4	0
1991	Darrick Branch	22	542	24.6	1
1992	Darrick Branch	21	488	23.2	1
1993	Matt Harding	15	346	23.1	0
1994	Matt Harding	31	633	20.4	0
1995	Matt Harding	31	673	21.7	0
1996	Gerald Lacey	14	274	19.6	0
1997	Eleu Kane	18	394	21.9	0
1998	Wesley Morris	21	476	22.7	0
1999	Jamal Garland	33	751	22.8	0
2000	Jamal Garland	23	517	22.5	0
2001	Chad Owens	24	807	33.6	2
2002	Chad Owens	19	477	25.1	0
2003	John West	19	446	23.5	0
2004	Jason Ferguson	32	679	21.2	0
2005	Andre Taylor	28	600	21.4	0
2006	Ross Dickerson	26	650	25.0	1
2007	Malcolm Lane	25	730	29.2	2
2008	Malcolm Lane	24	635	26.5	0
2009	Jovonte Taylor	37	918	24.8	0
2010	Dustin Blount	28	691	24.7	0
2011	Mike Edwards	44	1,086	24.7	0
2012	Mike Edwards	40	1,215	30.4	3
2013	Chris Gant	19	401	21.1	0
2014	Keelan Ewaliko	29	589	20.3	0
2015	Keelan Ewaliko	22	578	26.3	1
2016	Paul Harris	34	835	24.6	0
2017	Keelan Ewaliko	36	742	20.6	0
2018	Justice Augafa	19	409	21.5	0
2019	Lincoln Victor	22	494	22.5	0
2020	Calvin Turner Jr.	12	324	27.0	1
2021	Calvin Turner Jr.	13	285	21.9	0
2022	Jalen Perdue	23	432	18.8	0

# YEARLY LEADERS

## PUNT RETURNS

Year	Player	NO	YDS	AVG	TD
1968	Lon Williams	39	381	9.8	0
1969	Bobby Ahu	23	262	11.4	3
1970	Roger Weatherby	18	208	11.6	0
1971	John Duckworth	6	26	4.3	0
1972	Golden Richards	13	78	6.0	0
1973	Harold Stringert	21	157	7.5	1
1974	Ed Gilliam	6	30	5.0	0
1975	Dale Bunn	26	232	8.9	1
1976	Gerald Green	13	47	3.6	0
1977	Gerald Green	14	123	8.8	1
1978	O.J. Hamilton	8	80	10.0	0
1979	Dana McLemore	32	327	10.2	2
1980	Dana McLemore	27	237	8.8	0
1981	Dana McLemore	31	261	8.4	0
1982	Vernon Gearing	21	174	8.3	0
1983	Marco Johnson	14	170	10.0	0
1984	Vincent Sides	21	150	7.1	0
1985	Marco Johnson	10	124	12.4	0
1986	Marco Johnson	28	290	10.4	0
1987	Marco Johnson	18	100	5.6	0
1988	Walter Briggs	23	204	8.9	0
1989	Jeff Snyder	19	293	15.4	1
1990	Jeff Snyder	40	483	12.1	1
1991	Jeff Snyder	18	144	8.0	0
1992	Matt Harding	1	44	44.0	1
1993	Zac Odom	19	128	6.7	0
1994	Matt Harding	2	69	34.5	2
1995	Eddie Klaneski	9	55	6.1	0
1996	Eddie Klaneski	18	165	9.2	0
1997	Eddie Klaneski	34	359	10.6	0
1998	Charles Tharp	17	153	9.0	0
1999	Jamal Garland	38	282	7.4	0
2000	Feiamma Armstrong	12	132	11.0	0
2001	Chad Owens	18	216	12.0	1
2002	Chad Owens	17	131	7.7	0
2003	Clifton Herbert	30	271	9.0	0
2004	Chad Owens	36	531	14.8	5
2005	Andre Taylor	5	37	7.4	0
2006	Myron Newberry	22	130	5.9	0
2007	Davone Bess	18	175	9.7	0
2008	Aaron Bain	8	41	5.1	0
2009	Ryan Henry	18	93	5.2	0
2010	Ryan Henry	9	48	5.3	0
2011	Scott Harding	19	141	7.4	0
2012	Scott Harding	23	295	12.8	1
2013	Scott Harding	21	175	8.3	0
2014	Scott Harding	25	220	8.8	0
2015	Nick Nelson	19	141	7.4	0
2016	John Ursua	8	63	7.9	0
2017	Dylan Collie	4	19	4.8	0
2018	Justice Augafa	13	103	7.9	0
2019	Cedric Byrd II	9	42	4.7	0
2020	Melquise Stovall	5	55	11.0	0
2021	Calvin Turner Jr.	6	46	7.7	0
2022	Dior Scott	6	21	3.5	0

## TACKLES

Year	Player	UA	AST	TOT
1968	Tim Buchanan	69	98	148
1969	David Dworsky	62	67	129
1970	Randy Ingraham	73	72	145
1971	David Dworsky	54	72	126
1972	Levi Stanley	63	50	113
1973	Levi Stanley	77	63	140
1974	John Woodcock	77	49	126
1975	John Woodcock	72	44	116
1976	John Annilo	45	24	69
1977	Tom Murphy	47	97	144
1978	Scott Voeller	81	41	122
1979	Steve Lehor	62	55	117
1980	Steve Lehor	50	65	115
1981	Doug Kyle	59	32	91
1982	Carl Kenneybrew	73	40	113
1983	Rich Miano	64	19	83
1984	Rich Miano	62	48	110
1985	Thad Jefferson	81	48	129
1986	Al Noga	64	26	90
1987	William Bell	64	19	83
1988	Walter Briggs	67	45	112
1989	Joaquin Barnett	70	30	100
1990	Terry Whitaker	52	50	102
1991	Tony Pang Kee	66	21	87
1992	Bryan Addison	58	35	93
1993	Junior Faavae	42	30	72
1994	Junior Faavae	76	20	96
1995	Clint Kuboyama	62	25	87
1996	Eddie Klaneski	79	35	114
1997	Eddie Klaneski	78	50	128
1998	Anthony Smith	66	37	103
1999	Jeff Ulbrich	42	127	169
2000	Jacob Espiau	79	47	126
2001	Chris Brown	84	40	124
2002	Pisa Tinoisamoa	89	40	129
2003	Ikaika Curnan	71	50	121
2004	Leonard Peters	77	43	120
2005	Kila Kamakawiwo'ole	48	36	84
2006	Adam Leonard	62	52	114
2007	Solomon Elimimian	68	73	141
2008	Solomon Elimimian	64	57	121
2009	Blaze Soares	58	49	107
2010	Corey Paredes	83	68	151
2011	Corey Paredes	58	49	107
2012	Paipai Falemalu	37	19	56
	Marrell Jackson	40	16	56
2013	Brenden Daley	54	36	90
2014	Taz Stevenson	69	19	88
2015	Julian Gener	62	33	95
2016	Jahlani Tavai	86	43	129
2017	Jahlani Tavai	66	58	124
2018	Solomon Matautia	54	38	92
2019	Khoury Bethley	61	22	83
2020	Darius Muasau	68	36	104
2021	Darius Muasau	64	45	109
2022	Logan Taylor	49	36	85

# YEARLY LEADERS

## INTERCEPTIONS

Year	Player	NO	YDS	AVG	TD
1968	Steve Rodriguez	3	20	6.7	0
1969	Mike Bengston	4	116	29.0	1
1970	Steve Adler	6	102	17.0	1
	George Lumpkin	6	91	15.2	0
1971	Jeris White	6	141	23.5	2
1972	Harold Stringert	5	47	9.4	1
1973	Harold Stringert	6	70	11.7	1
1974	Ken Shibata	7	49	7.0	0
1975	Mike Perkins	4	43	10.8	0
1976	John Annilo	3	27	9.0	0
1977	Keoni Jardine	5	40	8.0	0
1978	Junior Talaesea	3	64	21.3	0
1979	Keoni Jardine	5	68	13.6	0
1980	Lyndell Jones	5	53	10.6	0
1981	Dana McLemore	4	106	26.5	0
1982	Steve Lehor	4	5	1.3	0
1983	Rich Miano	3	13	4.3	0
	Kurt Kafentzis	3	1	0.3	0
1984	Kent Kafentzis	4	47	11.8	0
	Kurt Kafentzis	4	4	1.0	0
1985	Kent Kafentzis	4	64	16.0	1
	Kyle Kafentzis	4	3	0.8	0
1986	Kyle Kafentzis	4	39	9.8	1
1987	William Bell	3	97	32.3	1
	Leon Austin	3	33	11.0	1
1988	Mike Tresler	4	47	11.8	0
1989	Walter Briggs	9	116	12.9	1
1990	Tony Pang Kee	6	67	11.2	0
1991	Zac Odom	2	37	18.5	0
1992	Bryan Addison	4	50	12.5	1
1993	Lindsey Yowell	2	1	0.5	0
1994	Jason Ross	4	38	9.5	0
1995	Clint Kuboyama	2	0	0.0	0
1996	Eddie Klaneski	5	72	14.4	1
1997	Eddie Klaneski	2	0	0.0	0
	Chris Shinnick	2	14	7.0	0
1998	Quincy LeJay	2	90	45.0	0
1999	Quincy LeJay	7	151	21.6	3
2000	Nate Jackson	7	57	8.1	0
2001	Kelvin Millhouse, Jr.	5	111	22.2	1
2002	Hyrum Peters	4	176	44.0	3
	Kelvin Millhouse, Jr.	4	17	4.2	0
2003	Kelvin Millhouse, Jr.	4	28	7.0	1
	Abraham Elimimian	4	17	4.2	0
2004	Abraham Elimimian	5	30	6.0	1
2005	Turmarian Moreland	4	36	9.0	0
2006	Gerard Lewis	3	33	11.0	0
	Leonard Peters	3	101	33.7	2
2007	Adam Leonard	4	117	29.2	2
	Myron Newberry	4	98	24.5	1
2008	Keao Montellh	5	36	7.2	0
2009	Mana Silva	6	28	4.7	0
2010	Mana Silva	8	60	7.5	0
2011	Richard Torres	3	150	50.0	2
	Aaron Brown	3	17	5.7	0
	John Hardy-Tuliau	3	7	2.5	0
2012	John Hardy-Tuliau	3	52	17.3	1
2013	Trayvon Henderson	3	23	7.7	0
2014	TJ Taimatuia	2	45	22.5	0
	Daniel Lewis, Jr.	2	20	10.0	0
	Trayvon Henderson	2	0	0.0	0
2015	Dany Mulanga	1	36	36.0	0
	Jalen Rogers	1	(-3)	(-3.0)	0
	Julian Gener	1	3	3.0	0
2016	Jalen Rogers	4	0	0.0	0
2017	Solomon Matautia	3	60	20.0	1
2018	Zach Wilson	2	13	6.5	0
2019	Kai Kaneshiro	3	59	19.7	1
	Ikem Okeke	3	62	20.7	0
2020	Eugene Ford	2	0	0.0	0
	Quentin Frazier	2	6	3.0	0
	Michael Washington	2	2	1.0	0
2021	Khoury Bethley	5	120	24.0	1
2022	Malik Hausman	3	23	7.7	0
	Viridel Edwards	3	10	3.3	0

## SACKS

Year	Player	NO.	Yds
1984	Alvis Satele	9.0	
1985	Al Noga	8.0	
	Pete Noga	8.0	
1986	Al Noga	17.0	
1987	Mark Odom	11.0	-
1988	Gavin Robertson	10.0	-
1989	Mark Odom	13.0	-
1990	Mark Odom	11.0	-
1991	Junior Tagoai	6.0	-
	Herman Talley	6.0	-
1992	Junior Tagoai	6.0	43
1993	George (Tupuola) Noga	6.0	34
1994	Rod York	7.0	38
1995	Geroge Noga	6.0	51
1996	Doug Rosevold	4.0	37
1997	Brian Chapman	6.0	32
	Kam Cobb-Adams	6.0	35
1998	Houdini Jackson	3.0	-
1999	Jeff Ulbrich	8.0	67
2000	Pisa Tinoisamoa	4.0	27
	Chris Brown	4.0	18
2001	Pisa Tinoisamoa	5.0	20
2002	Travis Laboy	7.0	41
2003	Travis LaBoy	13.0	86
2004	Melila Purcell	6.0	49
2005	Kila Kamakawiwo'ole	8.0	62
2006	Melila Purcell	9.5	39
2007	David Veikune	7.0	19
2008	David Veikune	9.0	53
2009	Corey Paredes	4.0	29
2010	Kamalu Umu	5.0	23
	Paipai Falemalu	5.0	41
2011	Art Laurel	9.0	61
2012	Tavita Woodard	5.5	39
2013	Beau Yap	5.5	51
2014	Beau Yap	4.5	19
2015	Kennedy Tulimasealii	3.5	21
2016	Jahlani Tavai	7.0	32
2017	Jahlani Tavai	5.5	38
2018	Kaimana Padello	8.5	87
2019	Kaimana Padello	3.0	12
2020	Darius Muasau	4.5	15
2021	Darius Muasau	7.0	47
2022	John Tuitupou	3.5	22

# SINGLE-GAME RECORDS

## PASSING YARDS

Rk	Player	Yards	Opponent	Date	C-A-I TD	Result
1.	Bryant Moniz	560	San José State	11/20/10	32-44-2	3 W, 41-7
2.	Colt Brennan	559	Arizona State*	12/24/06	33-42-1	5 W, 41-24
3.	Colt Brennan	548	at Louisiana Tech	09/08/07	43-61-1	4 W, 45-44 (OT)
4.	Colt Brennan	545	at San José State	10/12/07	44-75-4	4 W, 42-35 (OT)
5.	Nick Rolovich	543	BYU	12/08/01	29-52-1	8 W, 72-45
6.	Timmy Chang	534	at Louisiana Tech	10/18/03	33-46-4	5 W, 44-41
7.	Bryant Moniz	532	Louisiana Tech	10/02/10	42-58-0	4 W, 41-21
8.	Dan Robinson	530	Navy	11/20/99	37-63-1	5 W, 48-41
9.	Colt Brennan	515	New Mexico St.	10/15/05	38-53-1	7 W, 49-28
10.	Nick Rolovich	505	Air Force	11/24/01	30-46-0	5 W, 52-30
11.	Nick Rolovich	500	Miami (Ohio)	11/17/01	30-53-1	7 W, 52-51
12.	Sean Schroeder	499	at Wyoming	11/23/13	37-50-1	6 L, 56-59 (OT)
13.	Colt Brennan	495	Boise State	11/23/07	40-53-2	5 W, 39-27
14.	Cole McDonald	493	BYU*	12/24/19	28-46-0	4 W, 38-34
15.	Greg Alexander	477	at UNLV	09/19/09	31-48-1	3 L, 33-34

\*Hawai'i Bowl

## ATTEMPTS

Rk	Player	Att	Opponent	Date	C-Y-I	TD	Result
1.	Colt Brennan	75	at San José State	10/12/07	44-545-4	4	W, 42-35 (OT)
2.	Timmy Chang	70	Rice	09/27/03	42-397-0	2	W, 41-21
3.	Timmy Chang	66	Florida Atlantic	09/04/04	38-302-0	2	L, 28-35 (OT)
4.	Timmy Chang	64	at Rice	11/16/02	35-369-1	2	W, 33-28
	Timmy Chang	64	San José State	10/28/00	34-403-2	3	L, 48-57
6.	Dan Robinson	63	Navy	11/20/99	37-530-1	5	W, 48-41
7.	Colt Brennan	61	at Louisiana Tech	09/08/07	43-548-1	4	W, 45-44 (OT)
	Timmy Chang	61	at Fresno State	10/25/02	36-462-1	2	W, 31-21
	Timmy Chang	61	at UNLV	9/19/03	37-363-3	2	L, 22-33
10.	Timmy Chang	60	Fresno State	10/11/03	40-353-0	5	W, 55-28

## COMPLETIONS

Rk	Player	Comp	Opponent	Date	A-Y-I	TD	Result
1.	Colt Brennan	44	at San José State	10/12/07	75-545	4	W, 42-35 (OT)
2.	Colt Brennan	43	at Louisiana Tech	09/08/07	61-548-1	4	W, 45-44 (OT)
3.	Bryant Moniz	42	Louisiana Tech	10/02/10	58-532-0	4	W, 41-21
	Colt Brennan	42	Washington	09/08/07	50-442-0	5	W, 35-28
	Timmy Chang	42	Rice	09/27/03	70-397-0	2	W, 41-21
6.	Colt Brennan	40	Boise State	11/23/07	53-495-2	5	W, 39-27
	Timmy Chang	40	Fresno State	10/11/03	60-353-0	5	W, 55-28
8.	Colt Brennan	38	New Mexico State	10/15/05	53-515-1	7	W, 49-28
	Timmy Chang	38	Florida Atlantic	09/04/04	66-302-0	2	L, 28-35 (OT)

## TOUCHDOWNS

Rk	Player	TDs	Opp.	Date	C-A-I	Yds	Result
1.	Nick Rolovich	8	BYU	12/08/01	29-52-1	543	W, 72-45
2.	Bryant Moniz	7	UC Davis	09/24/11	30-40-0	424	W, 56-14
	Colt Brennan	7	New Mexico State	10/15/05	38-53-1	515	W, 49-28
	Nick Rolovich	7	Miami (OH)	11/17/01	30-53-1	500	W, 52-51
5.	Cole McDonald	6	Navy	09/01/18	30-41-0	428	W, 59-41
	Sean Schroeder	6	at Wyoming	11/23/13	37-50-1	499	L, 56-59
	Bryant Moniz	6	Charleston Southern	09/25/10	19-27-2	395	W, 66-7
	Colt Brennan	6	New Mexico State	10/27/07	29-46-1	425	W, 50-13
	Colt Brennan	6	Northern Colorado	09/01/07	34-40-0	416	W, 63-6
	Colt Brennan	6	at Utah State	11/04/06	18-29-1	413	W, 63-10
	Timmy Chang	6	Idaho	11/20/04	23-31-2	376	W, 52-21



# SINGLE-GAME RECORDS

## RUSHING

### YARDS

Rk	Player	Yards	Opponent	Date	Att	YPC	TD
1.	Alex Green	327	at New Mexico State	11/22/10	19	17.2	3
2.	Pete Wilson	270	BYU	11/17/50	-	-	4
3.	Jamal Farmer	242	Air Force	12/09/89	35	6.9	2
	Anthony Edgar	242	Air Force	11/27/82	22	11.0	3
5.	Diocemy Saint Juste	241	at Nevada	10/07/17	25	9.6	1
6.	Wilbert Haslip	221	Idaho	09/24/77	22	10.0	2
7.	Joey Iosefa	219	UNLV	11/22/14	35	6.3	2
8.	Michael Carter (QB)	214	at Wyoming	08/31/91	33	6.5	2
9.	Diocemy Saint Juste	205	Nevada	10/01/16	19	10.8	0
10.	Diocemy Saint Juste	202	San José State	10/14/17	39	5.2	2
	Diocemy Saint Juste	202	Western Carolina	09/02/17	25	8.1	1
	Travis Sims	202	at UTEP	10/31/92	28	7.2	0
	Gary Allen	202	UTEP	10/27/79	24	8.4	1
14.	Larry Sherrer	196	Santa Clara	10/16/71	22	8.9	2
15.	Walter Briggs (QB)	194	at New Mexico	10/10/87	33	5.9	1

### ATTEMPTS

Rk	Player	Att	Opponent	Date	Yards	YPC	TD
1.	Diocemy Saint Juste	39	San José State	10/14/17	202	5.2	2
2.	Joey Iosefa	37	San Diego State	11/16/13	155	4.2	1
3.	Joey Iosefa	35	UNLV	11/22/14	219	6.3	2
	Joey Iosefa	35	at Navy	11/09/13	191	5.5	1
	Jamal Farmer	35	Air Force	12/09/89	242	6.9	2
	Nuu Faaola	35	San Diego State	11/30/85	150	4.3	1
7.	Michael Carter (QB)	33	at Wyoming	08/31/91	214	6.5	2
	Walter Briggs (QB)	33	at New Mexico	10/10/87	194	5.9	1
	Norris Birdsong	33	Cal State Fullerton	11/01/75	155	4.7	2

### TOUCHDOWNS

Rk	Player	TD	Opp.	Date	Att	Yards	YPC
1.	Heikoti Fakava	5	Yale	10/03/87	8	26	3.3
2.	Alex Green	4	at Utah State	10/23/10	14	172	12.3
	Glenn Freitas (QB)	4	at UNLV	09/30/95	12	65	5.4
	Glenn Freitas (QB)	4	UTEP	09/23/95	24	122	5.1
	Ivin Jasper (QB)	4	UTEP	09/25/93	10	23	2.3
	Larry Sherrer	4	New Mexico	11/27/71	29	113	3.9
	Bill Massey	4	Cal State Los Angeles	11/01/69	18	180	10.0
	Pete Wilson	4	BYU	11/17/50	-	270	-

# SINGLE-GAME RECORDS

## RECEIVING

### RECEPTIONS

Rk	Player	Rec	Opponent	Date	Yards	YPC	TD
1.	Kealoha Pilares	18	Louisiana Tech	10/02/10	217	12.1	2
2.	Greg Salas	16	New Mexico State	11/14/09	196	12.3	1
3.	Davone Bess	15	Boise State	11/23/07	181	12.1	2
4.	Cedric Byrd II	14	Arizona	8/24/19	224	16.0	4
	Jason Rivers	14	Washington	12/01/07	167	11.9	4
	Ryan Grice-Mullen	14	at San José State	10/12/07	175	12.5	1
	Jason Rivers	14	at Louisiana Tech	09/08/07	176	12.6	1
	Jason Rivers	14	Arizona State*	12/24/06	308	22.0	2
	Davone Bess	14	Fresno State	10/29/05	158	11.3	1
	Chad Owens	14	Army	11/22/03	168	12.0	1
11.	John Ursua	13	at San José State	09/29/18	148	11.4	3
	Greg Salas	13	Tulsa	12/24/10	214	16.5	2
	Kealoha Pilares	13	at UNLV	09/19/09	146	11.2	0
	Ryan Grice-Mullen	13	New Mexico State	10/27/07	195	15.0	3
	Chad Owens	13	Michigan State	12/04/04	283	21.8	4
	Chad Owens	13	Florida Atlantic	09/04/04	89	6.8	1

\*Hawai'i Bowl

### YARDS

Rk	Player	Yards	Opponent	Date	Rec	YPC	TD
1.	Jason Rivers	308	Arizona State*	12/24/06	14	22.0	2
2.	Ashley Lelie	285	Air Force	11/24/01	9	31.7	3
3.	Chad Owens	283	Michigan State	12/04/04	13	21.8	4
4.	John Ursua	272	at Massachusetts	08/26/17	12	22.7	1
5.	Ashley Lelie	262	BYU	12/08/01	8	32.8	2
6.	Britton Komine	238	Nevada	10/12/02	8	29.8	2
7.	Cedric Byrd II	224	Arizona	08/24/19	14	16.0	4
8.	Dwight Carter	220	Eastern Illinois	09/11/99	9	24.4	1
9.	Kealoha Pilares	217	Louisiana Tech	10/02/10	18	12.1	2
10.	Royce Pollard	216	at Louisiana Tech	10/01/11	10	21.6	3
11.	Greg Salas	214	Tulsa*	12/24/10	13	16.5	2
12.	Ashley Lelie	211	Miami (OH)	11/17/01	6	35.2	3
13.	Dwight Carter	208	Navy	11/20/99	10	20.8	2
14.	Jeremiah Cockheran	207	Alabama	11/30/02	9	23.0	1
15.	Allen Brown	206	Puget Sound	10/20/73	9	22.9	0
16.	Walter Murray	201	Oklahoma	12/03/83	10	20.1	2

\*Hawai'i Bowl

### TOUCHDOWNS

Rk	Player	TD	Opponent	Date	Rec	Yards	YPC
1.	JoJo Ward	4	Oregon State	09/02/19	10	189	18.9
	Cedric Byrd II	4	Arizona	08/24/19	14	224	16.0
	Chris Gant	4	at Wyoming	11/23/13	8	174	21.8
	Jason Rivers	4	Washington	12/01/07	14	167	11.9
	Ryan Grice-Mullen	4	New Mexico State	10/15/05	9	137	15.2
	Chad Owens	4	Michigan State	12/04/04	13	283	21.8
	Chad Owens	4	Northwestern	11/27/04	9	155	17.2

# SINGLE-GAME RECORDS

## TOTAL OFFENSE

### YARDS

Rk	Player	Yards	Opponent	Date	Pass	Rush	TDRF
1.	Bryant Moniz	581	Louisiana Tech	10/02/10	532	49	4
2.	Colt Brennan	574	Arizona State*	12/24/06	559	15	5
3.	Colt Brennan	561	New Mexico State	10/15/05	515	46	7
4.	Nick Rolovich	558	BYU	12/08/01	543	15	8
5.	Bryant Moniz	546	San José State	11/20/10	560	-14	3
6.	Colt Brennan	544	at San José State	10/12/07	545	-1	5
7.	Colt Brennan	540	at Louisiana Tech	09/08/07	548	-8	5
8.	Timmy Chang	527	at Louisiana Tech	10/18/03	534	-7	5
9.	Dan Robinson	525	Navy	11/20/99	530	-5	6
10.	Nick Rolovich	515	Miami (OH)	11/17/01	500	15	7
11.	Cole McDonald	514	at Colorado State	08/25/18	418	96	5
12.	Colt Brennan	513	Boise State	11/23/07	495	18	6
13.	Nick Rolovich	500	Air Force	11/23/01	505	-5	5
14.	Sean Schroeder	484	at Wyoming	11/23/13	499	-15	6
15.	Cole McDonald	483	BYU*	12/24/19	493	-10	5

\*Hawai'i Bowl

### TDS RESPONSIBLE FOR

Rk	Player	TD	Opponent	Date	Pass	Rush	Yards
1.	Nick Rolovich	8	Brigham Young	12/8/01	8	0	543
2.	Bryant Moniz	7	UC Davis	09/24/11	7	0	474
	Bryant Moniz	7	Charleston Southern	09/25/10	6	1	415
	Colt Brennan	7	New Mexico State	10/15/05	7	0	561
	Nick Rolovich	7	Miami (OH)	11/17/01	7	0	505

## ALL-PURPOSE

### YARDS

Rk	Player	Yards	Opponent	Date	Rush	Rec	KR	PR
1.	Chad Owens	342	BYU	12/08/01	0	0	249	93
2.	Alex Green	327	at New Mexico State	11/20/10	327	10	0	0
3.	Jason Rivers	308	Arizona State*	12/24/06	308	0	0	0
4.	Chad Owens	301	Michigan State	12/04/04	0	283	0	18
5.	Jeff Sydnier	299	at San Diego State	11/09/90	53	124	114	8
6.	Ashley Lelie	285	Air Force	11/23/01	285	0	0	0
7.	Ross Dickerson	283	at New Mexico State	10/21/06	0	125	158	0
	Jeff Sydnier	283	BYU	12/01/90	34	143	12	111
9.	Chad Owens	276	Northwestern	11/27/04	0	155	17	104
10.	John Ursua	272	at Massachusetts	08/26/17	0	272	0	0
	Jeff Sydnier	272	Maine	10/06/90	62	87	12	111

\*Hawai'i Bowl

# SINGLE-GAME RECORDS

## SCORING

### POINTS

Rk	Player	Pts	Opponent	Date	TD	FG	XP/2P
1.	Chad Owens	30	Northwestern	11/27/04	5	0	0
	Heikoti Fakava	30	Yale	10/03/87	5	0	0
3.	Chris Gant	26	at Wyoming	11/23/13	4	0	1

### TOUCHDOWNS

Rk	Player	Pts	Opponent	Date	Rush	Rec	Ret
1.	Chad Owens	5	Northwestern	11/27/04	0	4	1
	Heikoti Fakava	5	Yale	10/03/87	5	0	0
3.	JoJo Ward	4	Oregon State	09/02/19	0	4	0
	Cedric Byrd II	4	Arizona	08/24/19	0	4	0
	Chris Gant	4	at Wyoming	11/23/13	0	4	0
	Alex Green	4	at Utah State	10/23/10	4	0	0
	Jason Rivers	4	Washington	12/01/07	0	4	0
	Ryan Grice-Mullen	4	New Mexico State	10/15/05	0	4	0
	Chad Owens	4	Michigan State	12/04/04	0	4	0
	Glenn Freitas (QB)	4	at UNLV	09/30/95	4	0	0
	Glenn Freitas (QB)	4	UTEP	09/23/95	4	0	0
	Ivin Jasper (QB)	4	UTEP	09/25/93	4	0	0
	Larry Sherrer	4	New Mexico	11/27/71	4	0	0
	Bill Massey	4	Cal State Los Angeles	11/01/69	4	0	0
	Pete Wilson	4	BYU	11/17/50	4	0	0

### FIELD GOALS

Rk	Player	FGs	Opp.	Date	Att	Long	Avg.
1.	Lee Larsen	5	New Mexico	10/17/81	6	40	36.8
	Reinhold Stuprich	5	BYU	09/14/74	7	44	31.0
3.	Tyler Hadden	4	at Colorado	09/20/14	4	41	31.3
	Dan Kelly	4	at Fresno State	10/04/08	5	41	35.0
	Justin Ayat	4	UTEP	10/25/03	4	33	27.5
	Eric Hannum	4	UNLV	12/02/00	4	40	34.3
	Jason Elam	4	at Wyoming	08/31/91	5	55	33.8
	Jason Elam	4	UTEP	11/04/89	4	53	34.0
	Jason Elam	4	at San Diego State	10/15/88	4	48	36.5
	Rodrigo Valverde	4	Utah	10/17/87	4	41	36.3
	Reinhold Stuprich	4	Santa Clara	11/10/73	4	50	37.8

# SINGLE-GAME RECORDS

## DEFENSE

### TACKLES

Rk	Player	Tkls	Opponent	Date	Solo	Ast
1.	Eddie Klaneski	23	at Fresno State	09/28/96	15	8
2.	Blaine Gaison	22	West Virginia	10/11/80	-	-
	Dave Dworsky	22	UC Santa Barbara	11/22/69	-	-
	Tim Buchanan	22	California	11/30/68	-	-
5.	Steve Lehor	21	Wyoming	11/17/79	15	6
6.	Solomon Elimimian	20	Utah State	10/06/07	6	14
	Nate Jackson	20	Miami	11/17/01	15	5
	Junior Faavae	20	Fresno State	09/24/94	15	5
	Thad Jefferson	20	Air Force	11/23/85	12	8

### TACKLES FOR LOSS

Rk	Player	TFL	Opponent	Date	Yards	Avg/Yd
1.	Julian Gener	5.0	Fresno State	11/14/15	18	3.6
	Art Laurel	5.0	South Alabama	12/01/12	32	6.4
	Travis LaBoy	5.0	San Diego State	12/07/02	19	3.8
	Houston Ala	5.0	Alabama	11/30/02	13	2.6
	Pisa Tinoisamoa	5.0	vs. Montana	09/08/01	21	4.2
	Mark Odom	5.0	at Colorado State	09/10/88	9	1.8
	Falaniko Noga	5.0	New Mexico	10/18/80	47	9.4

### SACKS (SINCE 1982)

Rk	Player	Sks	Opponent	Date	Yards
1.	Mark Odom	4.0	BYU	10/28/89	44
2.	Paipai Falemalu	3.0	San José State	11/20/10	33
	Melila Purcell	3.0	at New Mexico State	10/21/06	3
	Pisa Tinoisamoa	3.0	Montana	09/08/01	16
	Pisa Tinoisamoa	3.0	SMU	10/14/00	18
	David Maevea	3.0	San José State	09/17/88	13
	Al Noga	3.0	UTEP	09/20/86	21
	Kent Kafentzis	3.0	Long Beach State	09/21/85	32
	Alvis Satele	3.0	at Colorado State	09/15/84	26
	M.L. Johnson	3.0	Utah	10/20/84	17

### INTERCEPTIONS

Rk	Player	Int	Opponent	Date	Rt Yds
1.	Abraham Elimimian	3	at UTEP	10/15/04	30
	Kenny Harper	3	BYU	12/01/90	20
	Tony Pang Kee	3	Cal State Fullerton	10/20/90	45
	Hal Stringert	3	at Washington	9/15/73	29
	Eugene Tokuhama	3	at Fresno State	9/17/66	-
	Joe Kaulukukui	3	San José State	12/3/38	107

### BLOCKED KICKS

Rk	Player	Blks	Opp.	Date	Kicks
1.	Meffy Koloamatangi	2	Western Carolina	09/02/17	2 FG
	Robert Grant	2	at SMU	10/06/01	2 punts
	Sean Butts	2	Boise State	11/10/01	1 FG, 1 PAT
	Matt Harding	2	UTEP	10/01/94	1 punt, 1 FG
	Matt Harding	2	San Diego State	10/09/93	2 FG
	Falaniko Noga	2	New Mexico	10/18/80	1 FG, 1 PAT

# PASSING RECORDS

## YARDS

**Quarter:** 282, Dan Robinson vs. Navy, Nov. 20, 1999 (2nd - 15 of 26)

**Half:** 424, Bryant Moniz vs. UC Davis, Sept. 24, 2011 (1st - 30 of 40)

**Game:** 560, Bryant Moniz vs. San José State, Nov. 20, 2010 (32 of 42)

**Two Consecutive Games:** 1,048, Nick Rolovich (505 vs. Air Force, Nov. 24; 543 vs. Brigham Young, Dec. 8, 2001)

**Three Consecutive Games:** 1,548, Nick Rolovich (500 vs. Miami-Ohio, Nov. 17; 505 vs. Air Force, Nov. 24; 543 vs. Brigham Young, Dec. 8, 2001)

**Four Consecutive Games:** 1,806, Nick Rolovich (258 vs. Boise State, Nov. 10; 500 vs. Miami-Ohio, Nov. 17; 505 vs. Air Force, Nov. 24; 543 vs. Brigham Young, Dec. 8, 2001)

**Season:** 5,549, Colt Brennan, 2006

**Two Years:** 9,892, Colt Brennan, 2006-07

**Career:** 17,072, Timmy Chang, 2000-04

### Yards Per Game

**Season:** 396.4, Colt Brennan, 2006

**Career:** 373.5, Colt Brennan, 2005-07

### 300-Yard Games

**Season:** 13, Colt Brennan, 2006

**Career:** 36, Timmy Chang, 2000-04

### Consecutive Games Gaining 200+ Yards

**Season:** 14, Colt Brennan, 2006 (Sept. 2, 2006 at Alabama - Dec. 24, 2006 vs. Arizona State)

**Career:** 34, Colt Brennan (Sept. 3, 2005 vs. USC - Nov. 10, 2007 vs. Fresno State)

### Consecutive Games Gaining 300+ Yards

**Season:** 12, Colt Brennan, 2006 (Sept. 23, 2006 vs. Boise State - Dec. 24, 2006 vs. Arizona State)

**Career:** 14, Timmy Chang (Sept. 30, 2001 vs. Tulsa - Sept. 6, 2002 at Brigham Young); 14, Colt Brennan (Sept. 23, 2006 vs. Boise State - Sept. 8, 2007 at La. Tech)

### Most Games Gaining 200+ Yards

**Season:** 14, Colt Brennan, 2006

**Career:** 47, Timmy Chang, 2000, 2002-04

### BY CLASS

#### Freshman

**Game:** 403, Timmy Chang vs. San José State Oct. 28, 2000

**Season:** 3,041, Timmy Chang, 2000

#### Sophomore

**Game:** 515, Colt Brennan vs. New Mexico St., Oct. 15, 2005

**Season:** 4,474, Timmy Chang, 2002

### Junior

**Game:** 560, Bryant Moniz vs. San José State, Nov. 20, 2010

**Season:** 5,549, Colt Brennan, 2006

### Senior

**Game:** 548, Colt Brennan at Louisiana Tech, Sept. 8, 2007

**Season:** 4,343, Colt Brennan, 2007

## ATTEMPTS

**Quarter:** 30, Timmy Chang vs. San José State, Oct. 28, 2000 (2nd - comp. 12)

**Half:** 45, Timmy Chang vs. San José State, Oct. 28, 2000 (1st - comp. 20)

**Game:** 75, Colt Brennan at San José State, Oct. 12, 2007 (comp. 45)

**Season:** 624, Timmy Chang, 2002 (comp. 349)

**Career:** 2,436, Timmy Chang, 2000-04 (comp. 1,388)^

### Yards Per Attempt

**Game (min. 15 att.):** 17.0, Warren Jones at Utah, Sept. 24, 1988 (16 for 272)

**(min. 25 att.):** 15.2, Garrett Gabriel vs. Brigham Young, Oct. 28, 1989 (29 for 440)

**(min. 35 att.):** 13.3, Colt Brennan vs. Arizona State, Dec. 24, 2006 (33 for 559)

**Season (min. 150 att.):** 9.9, Colt Brennan, 2006 (559 for 5,549)

**(min. 200 att.):** 9.9, Colt Brennan, 2006 (559 for 5,549)

**Career (min. 300 att.):** 9.0, Colt Brennan, 2005-07 (1,584 for 14,193)

## COMPLETIONS

**Quarter:** 19, Colt Brennan vs. N. Colorado, Sept. 1, 2007 (1st- att. 21)

**Half:** 34, Colt Brennan vs. N. Colorado, Sept. 1, 2007 (1st - att. 40)

**Game:** 44, Colt Brennan at San José State, Oct. 12, 2007 (att. 75)

### Over Multiple Games

**Two Consecutive Games:** 79, Timmy Chang at UNLV (37), Sept. 19; and vs. Rice (42), Sept. 27, 2003

**Three Consecutive Games:** 111, Timmy Chang at USC (32), Sept. 13; at UNLV (37), Sept. 19; and vs. Rice (42), Sept. 27, 2003

**Four Consecutive Games:** 140, Timmy Chang at UNLV (37), Sept. 19; vs. Rice (42), Sept. 27; at Tulsa (21), Oct. 4; and vs. Fresno State (40), Oct. 11, 2003

**Season:** 406, Colt Brennan, 2006 (att. 559)

**Career:** 1,388, Timmy Chang, 2000-04 (att. 2,436)

# PASSING RECORDS

## Completions Per Game

Season: 29.91, Colt Brennan, 2007 (359 in 12 games)

Career: 29.34, Colt Brennan, 2005-07 (1,115 in 38 games)

## Consecutive Completions

Game: 20, Colt Brennan vs. Washington, Dec. 1, 2007

Two Games: 22, Jason Whieldon vs. Army (16), Nov. 22 and vs. Alabama (6), Nov. 29, 2003

## Completions Percentage

Game (min. 15): 94.1%, Jason Whieldon vs. Army, Nov. 22, 2003 (16 of 17)

(min. 20): 87.9%, Sean Schroeder at Navy, Nov. 9, 2013 (29 of 33)

(min. 30): 87.9%, Sean Schroeder at Navy, Nov. 9, 2013 (29 of 33)

(min. 40): 84.0%, Colt Brennan vs. Washington, Dec. 1, 2007 (42 of 50)

Season (min. 150): 72.6%, Colt Brennan, 2006 (406 of 559)

(min. 200): 72.6%, Colt Brennan, 2006 (406 of 559)

Career (min. 300): 70.4%, Colt Brennan, 2005-07 (1,115 of 1,584)<sup>^</sup>

## Yards Per Completion

Game (min. 10 comp.): 24.7, Warren Jones at Utah, Sept. 24, 1988 (11 for 272)

(min. 20 comp.): 20.0, Garrett Gabriel vs. Brigham Young, Oct. 28, 1989 (22 for 440)

Season (min. 100 comp.): 16.67, Garrett Gabriel, 1990 (165 for 2,752)

Career (min. 175 comp): 15.8, Garrett Gabriel, 1987-90 (356 for 5,631)

(min. 300 comp): 12.7, Colt Brennan, 2005-07 (1,115 for 14,193)

## TOUCHDOWNS

### Touchdowns

Quarter: 4, Nick Rolovich vs. Brigham Young, Dec. 8, 2001 (3rd); Timmy Chang vs. Idaho, Nov. 20, 2004 (2nd); Colt Brennan vs. N. Colorado, Sept. 1, 2007 (1st); Bryant Moniz vs. UC Davis, Sept. 24, 2011 (1st)

Half: 7, Bryant Moniz vs. UC Davis, Sept. 24, 2011 (1st)

Game: 8, Nick Rolovich vs. Brigham Young, Dec. 8, 2001

Season: 58, Colt Brennan, 2006

2 Years: 96, Colt Brennan, 2006-07

At Conclusion of Junior Season: 93, Colt Brennan, 2005-06

Career: 131, Colt Brennan, 2005-07

### Consecutive Games Throwing A Touchdown

Season: 14, Colt Brennan (Sept. 2, 2006 at Alabama - Dec. 24, 2006 vs. Arizona State)

Career: 34, Colt Brennan (Sept. 3, 2005 vs. USC - Nov. 10, 2007 vs. Fresno State)

## Touchdown Passes In First Career Game (UH)

3, Max Wittek vs. Colorado, Sept. 3, 2015

3, Gregg Tipton vs. Kansas, Aug. 31, 1985

## Touchdowns With Same Passer And Receiver

Season: 17, Timmy Chang to Chad Owens, 2004

Career: 39, Colt Brennan to Davone Bess, 2005-07

## Attempts-To-Touchdown Ratio

Season: 9.6, Colt Brennan, 2006 (58 TD in 559 att.)

Career: 12.1, Colt Brennan, 2005-07 (131 TD in 1584 att.)

## Longest Touchdown Pass

95, Don Botelho to Colin Chock vs. Willamette, Oct. 11, 1957

## INTERCEPTIONS

Game: 5, Inoke Funaki at Boise State, Oct. 7, 2008 (att 34); Colt Brennan at Idaho, Sept. 29, 2007 (att. 49); Timmy Chang at Rice, Oct. 21, 2000 (att. 48)

Season: 22, Timmy Chang, 2002 (att. 624)

Career: 80, Timmy Chang, 2000-04 (att. 2,436)<sup>^</sup>

## Fewest Interceptions

Season (min. 75 att.): 1, Mike Stennis, 1979 (att. 92); Bernard Quarles, 1981 (att. 76)

(min. 100 att.): 2, Michael Carter, 1993 (att. 179); Johnny Macon, 1995 (att. 152)

(min. 200 att.): 5, Raphael Cherry, 1984 (att. 295)

Career (min. 300 att.): 13, Nick Rolovich, 2000-01 (att. 541)

## Lowest Interception Percentage

Season (min. 100 attempts): 1.11, Michael Carter, 1993 (2 in 179 att.)

(min. 200 att.): 1.25, Bryant Moniz, 2011 (5 in 397 att.)

Career (min. 250 attempts): 2.01, Dru Brown, 2016-17 (15 in 747 att.)

## Consecutive Attempts Without An INT

Season: 182, Colt Brennan, 2006 (during six games from Sept. 30 to Nov. 4)

Career: 200, Timmy Chang, 2000-04 (during five games from Dec. 25, 2003, to Oct. 9, 2004)

## EFFICIENCY RATING

### Efficiency Rating

Game (min. 15 att.): 273.4, Warren Jones at Utah, Sept. 24, 1988 (11 of 16, 272 yards, 3 TD, 0 int.)

Season (min. 100 att.): 186.0, Colt Brennan, 2006 (559 att.)

Career (min. 300 att.): 167.6, Colt Brennan, 2005-07 (1,584 att.)

<sup>^</sup>NCAA Record

# RUSHING RECORDS

## YARDS

**Quarter:** 123, Alex Green vs. New Mexico State, Nov. 22, 2010 (2nd - 4 rushes)

**Half:** 190, Anthony Edgar vs. Air Force, Nov. 27, 1982

**Game:** 327, Alex Green vs. New Mexico State, Nov. 22, 2010

**Season:** 1,510 Diocemy Saint Juste, 2017 (282 att, 12 games)

**Career:** 3,451, Gary Allen, 1978-81 (647 rushes)

### Yards Per Game

**Season:** 125.8, Diocemy Saint Juste, 2017 (1,510 in 12 games)

**Career:** 83.6, Larry Sherrer, 1968-71 (2,174 in 26 games)

### OVER MULTIPLE GAMES

**Two Consecutive Games:** 463, Alex Green, 2010 (327 vs. New Mexico State, 136 vs. UNLV)

**Three Consecutive Games:** 540, Diocemy Saint Juste, 2017 (97 vs. Colorado State, 241 at Nevada, 202 vs. San José State)

**Four Consecutive Games:** 664, Larry Sherrer, 1971 (159 vs. Cal State-LA, 196 vs. Santa Clara, 180 vs. New Mexico Highlands, 129 vs. UCSB)

**Five Consecutive Games:** 814, 540, Diocemy Saint Juste, 2017 (Western Carolina through Nevada)

**Six Consecutive Games:** 1,016, Diocemy Saint Juste, 2017 (Western Carolina through San José St.)

**Seven Consecutive Games:** 1,056, Diocemy Saint Juste, 2017 (Western Carolina through San Diego State)

**Eight Consecutive Games:** 1,167, Diocemy Saint Juste, 2017 (Western Carolina through UNLV)

**Nine Consecutive Games:** 1,271, Diocemy Saint Juste, 2017 (Western Carolina through Fresno State)

**10 Consecutive Games:** 1,393, Diocemy Saint Juste, 2017 (Western Carolina through Utah State)

### OVER MULTIPLE SEASONS

**Two Consecutive Seasons:** 2,516, Diocemy Saint Juste (1,006 in '16, 1,510 in '17)

**Three Consecutive Seasons:** 2,930, Gary Allen (1,040 in '79, 884 in '80, 1,006 in '81)

### BY CLASS

#### Freshman

**Game:** 242, Jamal Farmer vs. Air Force, Dec. 9, 1989 (35 rushes)

**Season:** 986, Jamal Farmer, 1989 (199 att.)

#### Sophomore

**Game:** 214, Michael Carter at Wyoming, Aug. 31, 1991 (33 att.)

**Season:** 1,092, Michael Carter, 1991 (221 att.)

#### Junior

**Game:** 221, Wilbert Haslip vs. Idaho, Sept. 24, 1977 (22 att.)

**Season:** 1,146, Albert Holmes, 1972 (199 att.)

#### Senior

**Game:** 327, Alex Green vs. New Mexico St., Nov. 22, 2010 (19 att.)

**Season:** 1,510, Diocemy Saint Juste, 2017 (282 att)

### Net Yards Gained By A Quarterback

**Game:** 214, Michael Carter at Wyoming, Aug. 31, 1991 (33 att.)

**Season:** 1,092, Michael Carter, 1991 (221 att.)

**Career:** 2,528, Michael Carter, 1990-93 (557 att.)

### 100-Yard Games

**Season:** 9, Travis Sims, 1992

**Career:** 15, Gary Allen, 1978-81

### 100-Yard Games By A Quarterback

**Season:** 6, Michael Carter, 1991

**Career:** 8, Michael Carter, 1990-93

### Consecutive 100-Yard Games

4, Paul Harris, 2015

(b. Nov. 7 vs. UNLV, e. Nov. 28 vs. ULM)

4, Gary Allen, 1979

(b. Oct. 13 vs. Santa Clara, e. Nov. 3 vs. Temple)

4, Norris Birdsong, 1975

(b. Oct. 4 vs. Rutgers, e. Nov. 1 vs. CS Fullerton)

4, Larry Sherrer, 1971

(b. Oct. 9 vs. Cal State-LA, e. Oct. 30 vs. UCSB)

### 200-Yard Games

**Season:** 3, Diocemy Saint Juste, 2017

**Career:** 4, Diocemy Saint Juste, 2013-14; '16-17

### Consecutive 200-Yard Games

2, Diocemy Saint Juste, 2017

(241 at Nevada; 202 vs. San José State)

### Fewest Rushes, Gained 100 Yards Or More

**Game:** 2, Brian Gordon at Brigham Young, Sept. 11, 1993 (100 yards)



# RUSHING RECORDS

## Net Yards Gained By Two Players

**Game:** 371, Pete Wilson (270) and Jimmy Asato (101) vs. Brigham Young, Nov. 17, 1950

**Season:** 2,038, Travis Sims (1,498) and Michael Carter (540), 1992

## Net Yards Gained In First Game Of Career

103, Mike Vierra vs. Texas A&I, Sept. 13, 1975

## Net Yards Gained In Opening Game Of Season

214, Michael Carter at Wyoming, Aug. 31, 1991

## Net Yards Gained Against One Opponent

Career: 554, Diocemy Saint Juste vs. Nevada, 2013-14; '16-17 (63 rushes)

## 50-Yard Rushes

**Game:** 2, Dae Dae Hunter at Nevada, Oct. 16, 2021 (75 & 81 both TDs); Alex Green at New Mexico State, Nov. 22, 2010 (62 & 71); Anthony Edgar vs. Air Force, Nov. 27, 1982 (69 & 70, both TDs); Gary Allen vs. Temple, Nov. 3, 1979 (77 & 55, both TDs)

**Season:** 5, Gary Allen, 1979

**Career:** 8, Gary Allen, 1978-81

## Average Gain Per Rush

**Game (min. 15 rushes):** 17.2, Alex Green vs. New Mexico St., Nov. 22, 2010 (19 for 327)

(min. 20 rushes): 10.0, Wilbert Haslip vs. Idaho, Sept. 24, 1977 (22 for 221)

(min. 30 rushes): 6.5, Michael Carter at Wyoming, Aug. 31, 1991 (33 for 214)

**Season (min. 150 rushes):** 6.8, Travis Sims, 1992 (220 for 1,498)

**Career (min. 300 rushes):** 6.3, Travis Sims, 1989-92 (367 for 2,313)

## 1,000-Yard Seasons

2, Diocemy Saint Juste, 2016, 2017; Gary Allen, 1979, 1981

## ATTEMPTS

**Game:** 39, Diocemy Saint Juste vs. San José State, Oct. 14, 2017 (202 yards)

**Season:** 282, Diocemy Saint Juste, 2017 (1,510 yards)

**Career:** 647, Gary Allen, 1978-81 (3,451 yards)

## Attempts Per Game

**Season (min 6 games):** 25.2, Joey Iosefa, 2014 (151 in 6 games)

**Career:** 16.0, Joey Iosefa, 2011-14 (512 in 32 games)

## Consecutive Carries

**Game:** 8, John Lister vs. Lamar, Sept. 15, 2012

## TOUCHDOWNS

### Touchdowns

**Game:** 5, Heikoti Fakava vs. Yale, Oct. 3, 1987

**Season:** 18, Jamal Farmer, 1989; Alex Green, 2010

**Career:** 39, Michael Carter, 1990-93

### Most Touchdowns by a Freshman

**Game:** 3, Jamal Farmer vs. Utah, Sept. 23, 1989

**Season:** 18, Jamal Farmer, 1989

### Touchdowns By A Quarterback

**Game:** 4, Glenn Freitas at UNLV, Sept. 30, 1995; Glenn Freitas vs. UTEP, Sept. 23, 1995; Ivin Jasper vs. UTEP, Sept. 25, 1993

**Season:** 16, Michael Carter, 1991

**Career:** 39, Michael Carter, 1990-93

### Consecutive Games With A Rushing TD

7, Steven Lakalaka, 2016

(begin Sept. 10 vs. UT Martin, ended Nov. 5 vs. San Diego State)

7, Alex Green, 2010

(begin Oct. 23 vs. Utah State, ended career conclusion)

7, Michael Carter, 1991-92

(begin Oct. 19 at BYU, ended Sept. 12 at Air Force)

### Longest Touchdown Rush

95, Paul Harris vs. UC Davis, Sept. 19, 2015

### Longest Non-Scoring Rush

76, Joe Kaulukukui vs. Denver, Nov. 12, 1938

# RECEIVING RECORDS

## YARDS

### Yards Gained

**Game:** 308, Jason Rivers vs. Arizona State, Dec. 24, 2006 (14 rec)

**Season:** 1,889, Greg Salas, 2010 (119 rec)

**Career:** 3,919, Jason Rivers, 2003-07 (292 rec)

### Yards Gained By A Running Back

**Season:** 837, Nate Ilaoa, 2006 (67 rec)

**Career:** 1,111, Nate Ilaoa, 2005-06 (103 rec)

### Yards Gained Per Game

**Season:** 142.8, Ashley Lelie, 2001 (1,713 yards in 12)

**Career:** 92.56, Davone Bess, 2005-07 (3,610 in 39)

### Average Gain Per Reception

**Game (min. 5):** 35.16, Ashley Lelie vs. Miami-Ohio, Nov. 17, 2001 (6 for 211)

**Season (min. 25):** 22.19, Chris Roscoe, 1989 (47 for 1,043)

**Career (min. 50):** 20.97, Chris Roscoe, 1987-89 (108 for 2,265)

### BY CLASS

#### Freshman

**Game:** 188, Ryan Grice-Mullen vs. Boise State Oct. 1, 2005

**Season:** 1,228, Ryan Grice-Mullen, 2005

#### Sophomore

**Game:** 272, John Ursua at Massachusetts, Aug. 26, 2017

**Season:** 1,220, Davone Bess, 2006

#### Junior

**Game:** 308, Jason Rivers vs. Arizona State, Dec. 24, 2006

**Season:** 1,590, Greg Salas, 2009

#### Senior

**Game:** 285, Ashley Lelie vs. Air Force, Nov. 24, 2001

**Season:** 1,889, Greg Salas, 2010

### Two or More Players, Same Team, Each Gaining 1,000 Yards

**Season:** Ryan Grice-Mullen (1,228) and Davone Bess (1,124), 2005; Davone Bess (1,220) and Jason Rivers (1,178), 2006; Ryan Grice-Mullen (1,372), Davone Bess (1,266) and Jason Rivers (1,174), 2007<sup>^</sup>; Greg Salas (1,889) and Kealoha Pilaes (1,306), 2010; JoJo Ward (1,134), Jared Smart (1,129), and Cedric Byrd II (1,097), 2019<sup>^</sup>

### Most 100-Yard Receiving Games (one team)

**Season:** 20, Davone Bess (6), Jason Rivers (5), Ryan Grice-Mullen (4), Ross Dickerson (2), Ian Sample (2), Nate Ilaoa (1), 2006

### 100-Yard Games

**Season:** 10, Greg Salas, 2010

**Career:** 19, Davone Bess, 2005-07; Greg Salas, 2007-10

### Consecutive 100-Yard Games

**Season:** 6, Greg Salas, 2010 (began Sept. 25 vs. Charleston Southern, ended Nov. 6 at Boise State)

### 200-Yard Games

**Season:** 3, Ashley Lelie, 2001

**Career:** 3, Ashley Lelie, 1999-2001

### Consecutive 200-Yard Games

**Season:** 3, Ashley Lelie, 2001 (Miami, OH; Air Force; BYU)

### Yards Gained In Two Consecutive Games

547, Ashley Lelie, 2001 (285 vs. Air Force; 262 vs. BYU)

### Yards Gained In Three Consecutive Games

758, Ashley Lelie, 2001 (211 vs. Miami (OH); 285 vs. Air Force; 262 vs. BYU)

### 100-Yard Games

**Season:** 10, Greg Salas, 2010

**Career:** 19, Davone Bess, 2005-07; Greg Salas, 2007-10

### <sup>^</sup>Consecutive 100-Yard Games

**Season:** 6, Greg Salas, 2010 (began Sept. 25 vs. Charleston Southern, ended Nov. 6 at Boise State)

### 200-Yard Games

**Season:** 3, Ashley Lelie, 2001

**Career:** 3, Ashley Lelie, 1999-2001

### Consecutive 200-Yard Games

**Season:** 3, Ashley Lelie, 2001 (Miami, OH; Air Force; BYU)

### Yards Gained In Two Consecutive Games

547, Ashley Lelie, 2001 (285 vs. Air Force; 262 vs. BYU)

### Yards Gained In Three Consecutive Games

758, Ashley Lelie, 2001 (211 vs. Miami (OH); 285 vs. Air Force; 262 vs. BYU)

<sup>^</sup> NCAA record shared

# RECEIVING RECORDS

## RECEPTIONS

### Receptions

**Game:** 18, Kealoha Pilares vs. Louisiana Tech, Oct. 2, 2010

**Season:** 119, Greg Salas, 2010 (1,889)

**Career:** 293, Davone Bess, 2005-07 (3,610 yards)

### Receptions Per Game

**Season:** 8.50, Greg Salas, 2010 (119 in 14)

**Career:** 7.51, Davone Bess, 2005-07 (293 in 39)

### Consecutive Games Catching A Pass

**Career:** 50, Jason Rivers  
(Sept. 13, 2003, through Jan. 1, 2008)

### Receptions By A Running Back

**Season:** 67, Nate Ilaoa, 2006 (837 yards)

**Career:** 103, Nate Ilaoa, 2006 (1,111 yards)

### BY CLASS

#### Freshman

**Game:** 14, Davone Bess vs. Fresno State, Oct. 29, 2005

**Season:** 89, Davone Bess, 2005

#### Sophomore

**Game:** 12, John Ursua at Massachusetts, Aug. 26, 2017;  
Chad Owens at Boise State, Oct. 5, 2002

**Season:** 96, Davone Bess, 2006

#### Junior

**Game:** 16, Greg Salas vs. New Mexico State, Nov. 14, 2009

**Season:** 108, Davone Bess, 2007

#### Senior

**Game:** 18, Kealoha Pilares vs. Louisiana Tech, Oct. 2, 2010

**Season:** 119, Greg Salas, 2010

### Two or More Players, Same Team, Each Catching 60 Passes Or More

**Season:** Davone Bess (96), Jason Rivers (72) and Nate Ilaoa (67), 2006; Davone Bess (108), Ryan Grice-Mullen (106), Jason Rivers (92), and C.J. Hawthorne (62), 2007; Greg Salas (106) and Kealoha Pilares (66), 2009; Greg Salas (119), Kealoha Pilares (88), Royce Pollard (64), 2010; Billy Ray Stutzmann (78), Royce Pollard (71), Jeremiah Ostrowski (65), 2011; Cedric Byrd II (98), Jason-Matthew Sharsh (87), Jared Smart (87) and JoJo Ward (65), 2019

## TOUCHDOWNS

### Touchdowns

**Game:** 4, Chad Owens vs. Northwestern, Nov. 27, 2004 and vs. Michigan State, Dec. 4, 2004; Ryan Grice-Mullen vs. New Mexico State, Oct. 15, 2005; Jason Rivers vs. Washington, Dec. 1, 2007; Chris Gant at Wyoming, Nov. 23, 2013; Cedric Byrd II vs. Arizona, Aug. 24, 2019; JoJo Ward vs. Oregon State, Sept. 7, 2019

**Season:** 19, Ashley Lellie, 2001 (84 rec)

**Career:** 41, Davone Bess, 2005-07 (293 rec)

### Most Touchdowns by a Freshman

**Game:** 4, Ryan Grice-Mullen vs. New Mexico State, Oct. 15, 2005

**Season:** 14, Davone Bess, 2005 (89 rec)

### Longest Touchdown Reception

95, Colin Chock from Don Botelho vs. Willamette, Oct. 11, 1957

### Longest Non-Scoring Reception

87, Ross Dickerson from Colt Brennan at Nevada, Nov. 5, 2005

### Consecutive Games With A Receiving TD

8, Chris Roscoe, 1988

(begin Oct. 8 vs. UT Martin, end conclusion of year)

# TOTAL OFFENSE/ALL-PURPOSE RECORDS

## PLAYS

### Plays

**Game:** 90, Colt Brennan at San José State, Oct. 12, 2007 (544 yards, 5 TDs)

**Season:** 663, Timmy Chang, 2002 (4,457 yards)

**Career:** 2,587, Timmy Chang, 2000-04 (16,910 yds)^

## YARDS

### Yards Gained

**Game:** 581, Bryant Moniz vs. Louisiana Tech, Oct. 2, 2010 (49 rush, 532 pass)

**Season:** 5,915, Colt Brennan, 2006 (366 rush, 5,549 pass)

**2 Years:** 10,370, Colt Brennan, 2005-06 (520 rush, 9,850 pass)

**Career:** 16,910, Timmy Chang, 2000-04 (-162 rush, 17,072 pass)

### Yards Gained Per Game

**Season:** 422.5, Colt Brennan, 2006 (5,915 in 14)

**Career:** 387.9, Colt Brennan, 2005-07 (14,740 in 38)^

### Average Gain Per Play

**Game:** 14.3, Bryant Moniz vs. Charleston Southern, Sept. 25, 2010 (29 for 415)

**Season:** 9.2, Colt Brennan, 2006 (645 for 5,915)

**Career (min. 3,000 yards):** 7.66, Colt Brennan, 2005-07 (1,851 for 14,193)

### Most Games Gaining 300+ Yards

**Season:** 14, Colt Brennan, 2006^

**Career:** 32, Colt Brennan, 2005-07

### Consecutive Games Gaining 300+ Yards

**Season:** 14, Colt Brennan, 2006^

**Career:** 25, Colt Brennan, 2005-07^

### Consecutive Games Gaining 400+ Yards

**Season:** 6, Colt Brennan, 2006

**Career:** 8, Colt Brennan, 2005-07

## TDS RESPONSIBLE FOR

### Touchdowns Responsible For

**Game:** 8, Nick Rolovich vs. Brigham Young, Dec. 8, 2001 (8 pass)

**Season:** 63, Colt Brennan, 2006 (58 pass, 5 rush)

**2 Years:** 109, Colt Brennan, 2006-07 (96 pass, 13 rush)

**Career:** 146, Colt Brennan, 2005-07 (131 pass, 15 rush)

### Points Responsible For

**Game:** 48, Nick Rolovich vs. Brigham Young, Dec. 8, 2001 (8 pass)

**Season:** 384, Colt Brennan, 2006 (58 pass, 5 rush, 3 two-point conv.)

**2 Years:** 660, Colt Brennan, 2006-07 (96 pass, 13 rush, 3 two-point conv.)

**Career:** 886, Colt Brennan, 2005-07 (131 pass, 15 rush, 5 two-point conv.)

### Points Responsible For Per Game

**Season:** 27.4, Colt Brennan, 2006 (58 pass, 5 rush, 3 two-point conv.)

**2 Years:** 25.3, Colt Brennan, 2006-07 (96 pass, 13 rush, 3 two-point conv.)

**Career:** 23.3, Colt Brennan, 2005-07 (131 pass, 15 rush, 5 two-point conv.)

## ALL-PURPOSE

### Attempts

**Season:** 310, Diocemy Saint Juste, 2017 (3,102 yards)

**Career:** 731, Gary Allen, 1978-81 (4,558 yards)

### Yards

**Game:** 342, Chad Owens vs. Brigham Young, Dec. 8, 2001 (93 pr, 249 kor)

**Season:** 1,958, Jeff Sydner, 1990 (390 rush, 820 rec, 483 pr, 265 kor)

**Career:** 5,461, Chad Owens, 2000-04 (62 rush, 1,031 rec, 1,014 pr, 1,354 kor)

### Yards Per Game

**Season:** 163.16, Jeff Sydner, 1990 (1958 in 12)

**Career (min. 20 Games):** 124.1, Chad Owens, 2000-04 (5,461 in 44)

### 50-Yard Rushes (All-Purpose)

**Career:** 10, Gary Allen, 1978-81

## MISCELLANEOUS

### 6,000 Passing Yards & 1,000 Rushing Yards

**Career:** Chevan Cordeiro (2018-21; 6,167 pass & 1,083 rush)

### 5,000-Yard Passer, 1,000 Yard Rusher and 1,000-Yard Receiver in the Same Season^

2010 (Bryant Moniz [5,040 passer], Alex Green [1,199 rusher], Greg Salas [1,889 receiver] and Kealoha Pilares [1,306 receiver])

<sup>^</sup>NCAA Record

# SCORING RECORDS

## POINTS

**Game:** 30, Heikoti Fakava vs. Yale, Oct. 3, 1987 (5 TDs); Chad Owens vs. Northwestern, Nov. 27, 2004 (5 TDs)

**Season:** 132, Chad Owens, 2004 (22 TDs)

**Career:** 395, Jason Elam, 1988-92 (79 FG, 158 PAT)

### Points Per Game

**Season:** 10.5, Jamal Farmer, 1989 (116 in 11)

**Career:** 10.4, Jeff Sydner, 1989-91 (303 in 29)

## TOUCHDOWNS

**Game:** 5, Heikoti Fakava vs. Yale, Oct. 3, 1987; Chad Owens vs. Northwestern, Nov. 27, 2004

**Season:** 22, Chad Owens, 2004

**Career:** 41, Davone Bess, 2005-07

## KICKING

### Points Kicking

**Game:** 15, Reinhold Stuprich vs. Brigham Young, Sept. 14, 1974 (5 FG); Lee Larsen vs. New Mexico, Oct. 17, 1981 (5 FG)

**Season:** 122, Scott Enos, 2010 (17 FG, 71 PAT)

**Career:** 395, Jason Elam, 1988-92 (79 FG, 158 PAT)

### Points Kicking Per Game

**Season:** 9.25, Justin Ayat, 2001 (111 in 12)

**Career (min. 20 games):** 7.76, Jason Elam, 1988-91 (303 in 39)

### PATs Attempted

**Game:** 10, Justin Ayat vs. Brigham Young, Dec. 8, 2001 (made 9)

**Season:** 74, Dan Kelly, 2007 (made 70)

**Career:** 212, Dan Kelly, 2005-08 (made 200)

### PATs

**Game:** 9, Justin Ayat vs. Brigham Young, Dec. 8, 2001 (att. 10); 9, Dan Kelly vs. Charleston Southern, Sept. 22, 2007 (att. 9); 9, Scott Enos vs. Charleston Southern, Sept. 25, 2010 (att. 9)

**Season:** 71, Scott Enos, 2010 (att. 71)

**Career:** 200, Dan Kelly, 2005-08 (att. 212)

### Consecutive PATs Made

**Season:** 71, Scott Enos, 2010

**Career:** 105, Scott Enos, 2009-10 (Sept. 4, 2009 through Dec. 24, 2010)

### PATs Percentage

**Season (min. 25 att.):** 1.000, Scott Enos, 2010 (71 of 71)

**Career (min. 50 att.):** 1.000, Scott Enos, 2009-10 (105 of 105)

## Field Goals Made

**Game:** 5, Reinhold Stuprich vs. Brigham Young, Sept. 14, 1974 (25-24-39-44-23 yards); Lee Larsen vs. New Mexico, Oct. 17, 1981 (40-38-40-34-32 yards)

**Season:** 21, Richard Spelman, 1984 (29 att.)

**Career:** 79, Jason Elam, 1988-92 (100 att.)

## Consecutive Field Goals Made

**Season:** 20, Jason Elam, 1989

**Career:** 20, Jason Elam, 1988-91

## Field Goals Made Per Game

**Season:** 1.9, Richard Spelman, 1984 (21 in 11)

**Career:** 1.54, Jason Elam, 1988-92 (79 in 51)

## Field Goals Attempted

**Game:** 7, Reinhold Stuprich vs. Brigham Young, Sept. 14, 1974 (made 5)

**Season:** 30, Curtis Goodman, 1977 (made 15)

**Career:** 100, Jason Elam, 1988-92 (made 79)

## Field-Goal Percentage

**Season (min 10 att.):** 1.000, Rigoberto Sanchez, 2016 (13-13)

**Career (min 40 att.):** .790, Jason Elam, 1988-92 (79-100)

## Longest Field Goal Made

56, Jason Elam vs. BYU, Sept. 26, 1992; Justin Ayat vs. Tulsa, Oct. 2, 2004

# SPECIAL TEAMS RECORDS

## PUNTING

### Attempts

**Game:** 21, Rusty Holt vs. Occidental, Nov. 24, 1927

**Season:** 86, Scott Harding, 2014 (3,554 yards)

**Career:** 263, Chad Shrout, 1995, '97-99

### Yards

**Game:** 815, John Morse vs. Colorado, Jan. 1, 1925 (16 punts)

**Season:** 3,554, Scott Harding, 2014 (86 punts)

**Career:** 10,849, Chad Shrout, 1995, '97-99

### Average Per Attempt

**Game (min. 5):** 53.8, Mat McBriar vs. Tulane, Dec. 25, 2002 (5 for 269)

**Season (min. 30):** 46.2, Alex Dunnachie, 2012 (49 for 2,262)

**Career (min. 75):** 44.8, Rigoberto Sanchez, 2015-16 (144 for 6,457)

### Lowest Average Allowed On Returns

**Season (min. 30):** 1.6, Scott Harding, 2014 (29 yards, 18 returns)

**Career (min. 75):** 2.6, Jim Asmus, 1979-80 (75 yards, 29 returns)

### Longest Punt

80, John Morse vs. Colorado State, Jan. 1, 1925

## KICKOFF RETURNS

### Returns

**Game:** 10, John Ferguson at Fresno State, Nov. 12, 2004 (165 yards)

**Season:** 44, Mike Edwards, 2011 (1,086 yards)

**Career:** 102, Keelan Ewaliko, 2014-17 (2,218 yards)

### Return Yards

**Game:** 249, Chad Owens vs. Brigham Young, Dec. 8, 2001 (6 returns)

**Season:** 1,215, Mike Edwards, 2011 (40 returns)

**Career:** 2,301, Mike Edwards, 2011-12 (84 returns)

### Return Average

**Game (min. 3):** 50.3, Chad Owens vs. Air Force, Nov. 24, 2001 (3 for 151)

**Season (min. 1.2/g):** 33.6, Chad Owens, 2001 (24 for 807)

**Career (min. 30):** 29.4, Chad Owens, 2000-04 (46 for 1,354)

### Touchdown Returns

**Season:** 3, Mike Edwards, 2012

**Career:** 3, Mike Edwards, 2011-12

### 90-Yard Returns

**Season:** 3, Mike Edwards, 2012

**Career:** 3, Mike Edwards, 2011-12

### Longest Return For A Touchdown

103, Tom Kaulukukui vs. UCLA, Nov. 15, 1935

### Longest Non-Scoring Return

91, Malcolm Lane at New Mexico State, Nov. 8, 2008

## PUNT RETURNS

### Returns

**Game:** 7, Charles Tharp vs. New Mexico, Oct. 24, 1998 (78 yards); Scott Harding vs. Northern Iowa, Sept. 3, 2014 (76 yards)

**Season:** 40, Jeff Sydner, 1990 (483 yards)

**Career:** 96, Dana McLemore, 1978-81 (847 yards)

### Return Yards

**Game:** 184, Bobby Ahu vs. Linfield, Nov. 15, 1969 (4 returns)

**Season:** 531, Chad Owens, 2004 (36 returns)

**Career:** 1,014, Chad Owens, 2001-04 (85 returns)

### Return Average

**Game (min. 3):** 46.0, Bobby Ahu vs. Linfield, Nov. 15, 1969 (4 for 184)

**Season (min. 1.2/g):** 15.4, Jeff Sydner, 1989 (19 for 293)

**Career (min. 1.2/g):** 11.95, Jeff Sydner, 1989-91 (77 for 920)

### Touchdown Returns

**Game:** 3, Bobby Ahu vs. Linfield, Nov. 15, 1969 (4 for 184)

**Season:** 5, Chad Owens, 2004<sup>^</sup>

**Career:** 6, Chad Owens, 2001-04

### 50-Yard Returns

**Season:** 5, Chad Owens, 2001-04

**Career:** 6, Chad Owens, 2001-04

### Longest Return For A Touchdown

85, Gerald Green vs. Arizona, Dec. 3, 1977

### Longest Non-Scoring Return

63, Dusky Brash vs. Oregon State, Jan. 1, 1924

## KICK RETURNS (AT LEAST 1 PUNT & 1 KICKOFF)

### Touchdown Returns

**Game:** 2, Chad Owens vs. BYU, Dec. 8, 2001<sup>^</sup>

**Season:** 4, Bobby Ahu, 1969 (3 punts, 1 kickoff)

**Career:** 8 Chad Owens, 2001-04 (6 punts, 2 kickoffs)<sup>^</sup>

<sup>^</sup>NCAA Record

# SPECIAL TEAMS/DEFENSIVE RECORDS

## Return Yards

**Game:** 342, Chad Owens vs. BYU, Dec. 8, 2001<sup>^</sup>  
(93 on punt returns, 249 on kickoff returns)

**Season:** 1,023, Chad Owens, 2001 (807 KOR, 216 punt)

**Career:** 2,368, Chad Owens, 2001-04 (1,354 on 46 KOR; 1,014 yards on 85 punt returns)

## TACKLES

### Total Tackles

**Game:** 23, Eddie Klaneski at Fresno State, Sept. 28, 1996

**Season:** 169, Jeff Ulbrich, 1999

**Career:** 434, Solomon Elimimian, 2005-08

### Unassisted Tackles

**Game:** 16, Bryan Addison vs. Pittsburgh, Dec. 5, 1992

**Season:** 89, Pisa Tinoisamoa, 2002

**Career:** 239, Solomon Elimimian, 2005-08

### Assisted Tackles

**Game:** 18, Jeff Ulbrich vs. Navy, Nov. 20, 1999

**Season:** 127, Jeff Ulbrich, 1999

**Career:** 195, Solomon Elimimian, 2005-08

## SACKS

### Sacks

**Game:** 4, Mark Odom vs. Brigham Young, Oct. 28, 1989

**Season:** 17, Al Noga, 1986

**Career:** 36, Mark Odom, 1987-90

## TACKLES FOR LOSS

### Tackles For Loss

**Game:** 5, seven times, last by Julian Gener vs. Fresno State, 11/14/15 (18 yards)

**Season:** 31, Al Noga, 1986 (136 yards)

**Career:** 70, Al Noga, 1984-87

## FUMBLES

### Forced Fumbles

**Game:** 3, Darius Muasau vs. Colorado State, Nov. 20, 2021

**Season:** 6, Al Noga, 1986

**Career:** 15, Al Noga, 1984-87

### Fumbles Recovered

**Game:** 3, Dee Miller vs. Fresno State, Nov. 13, 1999

**Season:** 5, Dave Dworsky, 1969; Cliff LaBoy, 1975; John Woodcock, 1975

**Career:** 10, Cliff LaBoy, 1973-75

## INTERCEPTIONS

### Interceptions

**Game:** 3, 6x, last by Abraham Elimimian at UTEP, Oct. 15, 2004 (30 yards)

**Season:** 9, Walter Briggs, 1989 (116 yards)

**Career:** 14, Mana Silva, 2008-10 (143 yards)

### Interception Return Yards

**Game:** 107, Joe Kaulukukui vs. San José State, Dec. 3, 1938 (3 int.)

**Season:** 176, Hyrum Peters, 2002

**Career:** 241, Quincy LeJay, 1998-99 (9 int.)

### Most Interceptions Returned for Touchdowns

**Season:** 3, Quincy LeJay, 1999; Hyrum Peters, 2002

**Career:** 3, Quincy LeJay, 1998-99; Hyrum Peters, 2000-03

### Longest Scoring Interception Return

100, Rojesterman Farris II vs. Army, Nov. 30, 2019

### Longest Non-Scoring Interception Return

68, Kelvin Millhouse vs. Air Force, Nov. 24, 2001; Albert Lee vs. San José State, Dec. 3, 1938

## PASS BREAK UPS

**Game:** 5, Cortez Davis vs. San José State, Nov. 9, 2019; Kelvin Millhouse vs. San José State, Nov. 3, 2001

**Season:** 18, Cortez Davis, 2021; Kelvin Millhouse, 2001

**Career:** 46, Kelvin Millhouse, 2001-03

## BLOCKED KICKS

### Blocked Kicks (FG, PAT, Punt)

**Game:** 2, six times, last by Meffy Koloamatangi vs. Western Carolina, Sept. 2, 2017 (2 FG)

**Season:** 6, Mike Akiu, 1982 (4 FG, 1 PAT, 1 punt)

**Career:** 12, Matt Harding, 1992-95 (6 punt, 5 FG, 1 PAT)

### Blocked Field Goals

**Game:** 2, Meffy Koloamatangi vs. Western Carolina, Sept. 2, 2017; Matt Harding vs. San Diego State, Oct. 9, 1993<sup>^</sup>

**Season:** 4, Mike Akiu, 1982; Matt Harding, 1992

### Blocked Punts

**Game:** 2, Robert Grant at SMU, Oct. 6, 2001

**Career:** 6, Matt Harding, 1992-95

<sup>^</sup>NCAA Record

# TEAM RECORDS

## TOTAL OFFENSE

### Most Plays

Game: 101 at San José State, Oct. 12, 2007

Season: 78.9, 2013 (947 in 12)

### Most Yards Gained

Game: 741 vs. Army, Nov. 22, 2003 (198 rush, 543 pass)

Season: 7,829, 2006 (14 games)

### Fewest Yards Gained

Game: 57 vs. Utah, Oct. 4, 1947 (57 rush, 0 pass)

### Yards Gained Per Game

Season: 559.2, 2006 (7,828 in 14)

### Average Gain Per Play

Season: 8.6, 2006 (913 plays, 7,829 yards)

### Touchdowns Rushing, Passing

Season: 84, 2006 (22 rush, 62 pass)

### Touchdowns Rushing, Passing Per Game

Season: 6.0, 2006 (84 in 14)

### Most First Downs

Game: 38 vs. Army, Nov. 22, 2003

Season: 26.0, 2006 (365 in 14)

### Fewest First Downs

Game: 2 vs. Utah, Oct. 4, 1947

### Most Turnovers

Season: 51, 1974 (19 interceptions; 32 fumbles)

### Fewest Turnovers

Season: 15, 1984 (5 interceptions; 10 fumbles)

## PASSING

### Attempts

Game: 75, at San José State, Oct. 12, 2007 (comp. 44)

Season: 754, 2003 (14 games)

### Completions

Game: 44, at San José St., Oct. 12, 2007 (att. 75)

Season: 459, 2007 (13 games)

### Most Yards

Game: 593 vs. San José State, Nov. 20, 2010

Season: 6,178, 2006 (14 games)

### Fewest Yards

Game: (-8) vs. San José State, Nov. 30, 1957 (1 for 9)

### Yards Per Game

Season: 441.3, 2006 (6,178 in 14)

### Average Gain Per Attempt

Season: 10.0, 2006 (615 for 6,178 yards)

### Average Gain Per Completion

Season: 16.45, 1988 (139 for 2,287 yards)

### Attempts Per Game

Season: 53.9, 2003 (754 in 14)

### Completions Per Game

Season: 35.3, 2007 (459 in 13)

### Completion Percentage

Season: 72.2%, 2006 (444 of 615)

### Touchdown Passes

Season: 62, 2006 (14 games)

### Touchdowns Per Game

Season: 4.43, 2006 (62 in 14 games)

### Pass Efficiency Rating

Season: 185.9, 2006 (5615 att., 444 comp., 12 INT, 6,178 yards, 62 TDs)

### Interceptions

Game: 9 vs. Pacific, Dec. 16, 1949

Season: 26, 1970 (11 games)

### Lowest Interception Percentage

Season: 1.66, 1984 (5 of 301)

## RUSHING

### Most Rushes

Game: 84 vs. Cal Poly-Pomona, Dec. 25, 1922

Season: 630, 1992 (3,522 yards)

### Most Yards Gained

Game: 489 vs. Lewis & Clark, Sept. 21, 1957

Season: 3,519, 1992 (12 games)

### Most Yards Gained Per Game

Season: 293.3, 1992 (3,519 in 12)

### Highest Average Gain Per Rush

Season: 5.6, 1992 (631 rushes for 3,522 yards)

### Most Rushes Per Game

Season: 56.1, 1981 (617 in 11 games)

### Most Touchdowns Rushing Per Game

Season: 2.9, 1969 (29 in 10 games)

### Most Fumbles

Game: 9 vs. Santa Clara, Oct. 25, 1975

Season: 71, 1974 (lost 32)

### Most Fumbles By Both Teams

Game: 14, Brigham Young (9), UH (5), Dec. 8, 2001

### Most Fumbles Lost

Game: 8 vs. Fresno State, Nov. 22, 1957

Season: 32, 1974 (fumbled 71)

### Most Fumbles Lost By Both Teams

Game: 12, Fresno State (4) and UH (8), Nov. 22, 1957

### Fewest Fumbles

Season: 14, 1968 & 2020 (lost 6 in 9 games; both years)

### Fewest Fumbles Lost Per Game

Season: 0.5, 2017 (lost 6 in 12 games)

### Most Consecutive Games Without Losing A Fumble

Season: 7, 1981



# TEAM RECORDS

## PENALTIES

### Most Penalties Against

Game: 17 vs. Rutgers, Nov. 30, 1974 (185 yards); vs. Long Beach State, Sept. 21, 1985 (136 yards)

Season: 9.7, 2000 (116 in 12 games for 830 yards)

### Most Penalties By Both Teams

Game: 32, at San José State (16 for 201) and UH (16 for 197), Nov. 6, 1999

### Fewest Penalties Per Game

Season: 4.0, 1969 (40 in 10 games for 430 yards)

### Most Yards Penalized

Game: 205 vs. Portland State, Oct. 22, 1977 (14 penalties)

Season: 96.8, 1977 (1,065 in 11 games, 94 penalties)

### Most Yards Penalized By Both Teams

Game: 398, at San José State (201) and UH (197), Nov. 6, 1999 (32 penalties)

### Fewest Yards Penalized Per Game

Season: 43.0, 1969 (430 in 10 games, 40 penalties); 42.9, 2020 (386 in 9 games, 48 penalties)\*

*COVID-shortened season*

## SCORING

### Points

Game: 72 vs. Brigham Young, Dec. 8, 2001 (72-45)

Season: 656, 2006 (14 games)

### Points In A Loss

Regulation: 48 vs. San José St. (57), Oct. 28, 2000

Overtime: 56 at Wyoming (59), Nov. 23, 2013

### Points Per Game

Season: 46.9, 2006 (656 in 14)

### Points In Two Consecutive Games

Season: 131, 2006 (68-10 vs. Idaho, Oct. 28, and 63-10 at Utah State, Nov. 4)

### Points By A Losing Opponent

Game: 51 by Miami-Ohio (UH 52), Nov. 17, 2001

### Points By Both Teams

Game: 117 vs. Brigham Young (45) and UH (72), Dec. 8, 2001

### Touchdowns

Game: 10 vs. Brigham Young, Dec. 8, 2001; at Fresno State, Oct. 14, 2006

Season: 5.84, 2007 (76 in 13)

### PATs Attempted

Game: 10 vs. Brigham Young, Dec. 8, 2001; at Fresno State, Oct. 14, 2006

### PATs Made

Game: 9 vs. Prairie View, Oct. 20, 1979; vs. Long Beach State, Sept. 9, 1989; vs. Utah, Oct. 23, 1989; vs. Brigham Young, Dec. 8, 2001; vs. No. Colorado, Sept. 1, 2007; vs. Charleston Southern, Sept. 22, 2007; vs. Charleston Southern, Sept. 25, 2010

Season: 5.3, 2007 (70 in 13 games, att. 74)

### Consecutive PATs Made

Season: 71, 2010

2 Seasons: 105, 2009-10

### Two-Point Conversions Made Per Game

Season: 0.42, 1991 (5 in 12 games, att. 10)

### Field Goals Attempted

Game: 7 vs. Brigham Young, Sept. 14, 1974 (made 5)

### Field Goals Made

Game: 5 vs. Brigham Young, Sept. 14, 1974 (att. 7); vs. New Mexico, Oct. 17, 1981 (att. 6)

Season: 1.9, 1984 (21 in 11, att. 29)

## KICKOFF RETURNS

### Returns

Game: 12 vs. Boise State, Oct. 24, 2009 (237)

Season: 5.6, 1976 (62 in 11)

### Fewest Returns Per Game

Season: 2.1, 1981 (23 in 11)

### Return Yards

Game: 249 vs. BYU, Dec. 8, 2001 (6 returns)

Season: 124.0, 2012 (1,488 in 12)

### Return Average

Game (min. 3): 50.3 vs. Air Force, Nov. 24, 2001 (3 returns, 151 yards)

Season: 30.3, 2001 (39 for 1,180 yards)

## PUNT RETURNS

### Returns

Game: 13 vs. Occidental, Nov. 24, 1927

Season: 4.6, 1968 (41 in 9)

### Fewest Returns Per Game

Season: 0.5, 2017 (6 in 12)

### Return Yards

Game: 188 vs. Linfield, Nov. 15, 1969 (5 returns)

Season: 42.8, 1990 (514 in 12)

### Return Average

Game (min. 5): 37.6 vs. Linfield, Nov. 15, 1969 (5 returns)

Season: 14.0, 2004 (38 for 532 yards)

### Touchdown Returns

Game: 3 vs. Linfield, Nov. 15, 1969

# TEAM RECORDS

## PUNTING

### Attempts

Game: 21 vs. Occidental, Nov. 24, 1927

Season: 7.2, 1968 (65 in 9)

### Fewest Attempts Per Game

Season: 1.21, 2006 (17 in 14)^

### Average

Game (min. 5): 53.8 vs. Tulane, Dec. 25, 2002 (5 for 269)

Season: 44.83, 2015 (81 for 3,631 yards)

### Net Average

Season: 41.51, 2015 (81 for 3,631 yards, 209 yards

returned, 3 TBs)

### Fewest Punt Returns Allowed

Season: 4, 2011 (30 yards)^

## TOTAL DEFENSE

### Average Points Allowed

Season: 11.8, 1967 (118 in 10 games)

### Average Yards Allowed

Season: 208.3, 1967 (2,083 in 10 games)

### Fewest Yards Allowed

Game: 35 vs. Cal State-LA, Oct. 9, 1971 (-6 rush, 41 pass)

Season: 2,083, 1967 (2,083 yards on 658 plays)

### Most Yards Allowed

Game: 793, at Wyoming, Nov. 23, 2013 (295 rush, 498 pass)

### Fewest Rushing, Passing Touchdowns Allowed Per Game

Season: 1.4, 1973 (15 in 11 games)

### Sacks

Game: 10, Brigham Young, Oct. 28, 1989; vs. Idaho, Nov. 20, 2004

Season: 46, 2003 (46 sacks for a loss of 303 yards)

### Tackles For Loss

Game: 15. v. Alabama, Nov. 29, 2003; at SMU, Sept. 25, 1999

Season: 111, 2002

### Takeaways

Season: 41, 2x, 1974 & 1975 (21 int. & 20 fumble rec.)

### Most Points Scored By The Defense

Season: 32, 2002 (5 TDs, 1 safety); 2007 (5 TDs, 1 safety)

### Most Touchdowns Scored By The Defense

Season: 5, 1980; 1999; 2002; 2007; 2010; 2021

### Fewest Plays Allowed

Game: 43, Oregon State, Dec. 2, 2006

(31 rush, 13 pass)

Season: 65.8, 1967 (658 in 10 games)

## RUSH DEFENSE

### Fewest Rushes Allowed

Game: 17, Central Florida, Oct. 21, 1995 (11 yards)

### Fewest Rushing Yards Allowed

Game: (-55), Brigham Young, Oct. 28, 1989

Season: 96.0, 1989 (1,152 in 12)

### Most Yards Lost By Opponents Per Game

Season: 49.7, 1967 (497 in 10 games on 453 rushes)

### Lowest Average Yards Allowed Per Attempt

Season: 2.3, 1967 (453 for 1043)

### Most Fumbles Recovered

Game: 6 vs. BYU, Dec. 8, 2001; vs. Fresno State Nov. 13, 1999

Season: 32, 1974

## PASS DEFENSE

### Fewest Attempts Allowed

Game: 0, Air Force, Nov. 16, 2012

### Fewest Completions Allowed

Game: 0, Air Force, Nov. 16, 2012 (att. 0)

### Fewest Yards Allowed

Game: 0, Air Force, Nov. 16, 2012 (att. 0)

Season: 104.0, 1967 (1,040 in 10 games)

### Fewest Yards Allowed Per Attempt

Season: 5.1, 1967 (205 for 1040)

### Fewest Yards Allowed Per Completion

Season: 10.5, 1986 (178 for 1873)

### Lowest Completion Percentage Allowed

Season: .371, 1974 (78 of 210)

### Fewest Touchdowns Allowed By Passing

Season: 3, 1973

### Interceptions

Game: 9, San José State, Nov. 3, 1938

Season: 26, 1970

### Interceptions Per Game

Season: 2.4, 1970 (26 in 11)

### Interception Percentage

Season: .100, 1975 (21 of 208 attempts)

### Interception-Return Yardage

Season: 421, 2007 (20 interceptions)

### Interception-Return Yards Per Game

Season: 32.3, 2007 (421 in 13)

### Interception-Return Average

Season: 26.9, 2001 (14 for 377)

### Interceptions Returned For A TD

Season: 5, 2007

# TEAM RECORDS

## KICKING

### Blocked Kicks

Game: 3 vs. Western Carolina, Sept. 2, 2017 (2FG, XPA)  
 Season: 8, 1980 (3 FG, 3 P, 2 XP); 1982 (4 FG, 3 P, 1 XP)

### Most Blocked Punts

Season: 3, 1978 (11 games, 46 punts); 1979 (11 games, 72 punts); 1980 (11 games, 64 punts); 1981 (11 games, 76 punts); 1982 (11 games, 63 punts); 1984 (11 games, 58 punts); 2011 (13 games, 62 punts)

### RETURNS

#### Lowest Punt-Return Average Allowed

Season: 1.6, 2014 (18 for 29 yards)

#### Lowest Kickoff-Return Average Allowed

Season: 14.0, 1967 (41 for 575 yards)

## MISCELLANEOUS

### Victories In A Season

12, 2007 (13 games)

### Victories In Two Consecutive Seasons

23, 2006 and '07

### Consecutive Victories

Season: 12, 2007  
 2 Seasons: 13, 2006-07 (Dec. 24, 2006 vs. Arizona State through Dec. 1, 2007 vs. Washington)

### Consecutive Home Victories

Season: 9, 1989 (Sept. 2-Tulane through Nov. 25-Oregon St.)  
 2 Seasons: 11, 1988-89 (Nov. 26, 1988-Air Force through Nov. 25, 1989-Oregon State)

### Consecutive Losses

19, beginning Oct. 18, 1997 (Brigham Young) through Sept. 4, 1999 (USC)

### Consecutive Home Losses

13, beginning Oct. 25, 1997 through Sept. 4, 1999

### Consecutive Road Losses

17, beginning Nov. 12, 2011 (Nevada) through Nov. 8, 2014 (Colorado State)

### Consecutive Winning Seasons

9, 1967 through 1975

### Consecutive Losing Seasons

5, 1994 through 1998; 2011 through 2015

### Consecutive Games Without A Tie

#### (Prior to tie-breaker rule)

166 from Sept. 20, 1969 (16-16 New Mexico Highlands) through Oct. 1, 1983 (27-27 San Diego State)

**Total Shutouts Posted By UH: 32**

**Total Shutouts Posted By Opponents: 41**

## ALL-TIME SHUTOUTS

Date	Opponent	Score
01/01/24	Oregon State	7-0
01/01/25	Colorado	13-0
12/12/25	Colorado State	41-0
11/24/27	Occidental	20-0
12/08/28	Occidental	32-0
01/01/31	Idaho	37-0
01/01/35	California	14-0
11/15/39	at San Diego State	13-0
9/14/41	at Pacific	14-0
10/11/47	at Montana State	14-0
10/9/48	at Redlands	55-0
9/17/55	at Nebraska	6-0
11/09/56	Southern Oregon	59-0
11/30/56	San José State	20-0
9/28/57	at Humboldt State	26-0
10/11/57	Willamette	27-0
11/13/64	Redlands	26-0
10/15/66	Humboldt State	7-0
10/5/68	British Columbia	48-0
11/23/68	Nevada	21-0
11/21/70	Pacific	14-0
11/28/70	Fresno State	49-0
10/9/71	Cal State-LA	26-0
10/0/79	Prairie View A&M	65-0
9/13/80	Abilene Christian	41-0
9/11/82	Montana	40-0
9/10/83	Colorado State	34-0
10/15/83	at UNLV	23-0
9/5/87	Cal State Fullerton	44-0
9/25/93	UTEP	52-0
11/12/94	Southeast Missouri	34-0
9/25/99	at SMU	20-0
9/24/05	at Idaho	24-0
11/15/14	at San José State	13-0

## ALL-TIME OPPONENT SHUTOUTS

Date	Opponent	Score
12/15/20	Nevada	0-14
12/26/21	Oregon	0-47
01/01/29	Oregon	0-6
11/23/29	at Oregon	0-7
12/14/29	Santa Clara	0-25
11/15/30	at USC	0-52
01/01/32	Oklahoma	0-7
01/01/41	Fresno State	0-3
10/4/47	at Utah	0-35
12/13/47	Denver	0-27
9/22/51	at Tulsa	0-58
10/06/51	at Cincinnati	0-34
11/26/54	Nebraska	50-0
9/23/55	at San José State	0-34
10/20/56	at Iowa	0-34
11/30/57	San José State	0-12
9/13/58	at Kentucky	0-51
10/30/59	Pacific	0-6
11/30/62	San José State	0-19
12/6/63	Pacific	0-6
9/26/64	at Cal State-LA	0-43
10/03/64	at Fresno State	0-28
11/20/64	New Mexico	0-20
10/2/65	at Pacific	0-21
11/13/65	UC Santa Barbara	0-3
10/08/66	at Air Force	0-54
10/22/66	Pacific	0-41
11/26/66	at Utah State	0-48
10/21/67	at Humboldt State	0-13
11/2/74	Western Illinois	0-31
11/08/75	at Long Beach State	0-10
11/27/76	Oregon State	0-59
11/11/95	at Colorado State	0-22
9/14/96	at Wyoming	0-66
9/28/96	at Fresno State	0-20
10/4/97	at Colorado State	0-63
9/26/98	Arkansas State	0-20
10/3/98	SMU	0-28
9/24/12	at Brigham Young	0-47
9/12/15	at Ohio State	0-38
9/26/15	at Wisconsin	0-28
10/13/15	at Boise State	0-55
11/5/16	at San Diego State	0-55
11/18/17	at Utah State	0-38

*collegiate opponents only*

# TOP TEAM PERFORMANCES

## SCORING

OVERALL			
POINTS	SCORE	OPPONENT	DATE
72	72-45	Brigham Young	12/08/01
68	68-37	at Fresno State	10/14/06
68	68-10	Idaho	10/28/06
67	67-20	Utah	09/23/89
66	66-7	UTEP	10/13/01
66	66-10	Charleston So.	09/22/07
66	66-7	Charleston So.	09/25/10

HOME			
POINTS	SCORE	OPPONENT	DATE
72	72-45	Brigham Young	12/08/01
68	68-10	Idaho	10/28/06
67	67-20	Utah	09/23/89
66	66-7	UTEP	10/13/01
66	66-10	Charleston So.	09/22/07
66	66-7	Charleston So.	09/25/10

AWAY			
POINTS	SCORE	OPPONENT	DATE
68	68-37	at Fresno State	10/14/06
63	63-10	at Utah State	11/04/06
62	62-41	at San José State	11/06/99
59	59-21	at New Mexico State	11/27/10
58	58-30	at UNLV	09/30/95

CONFERENCE (WAC & MW)			
POINTS	SCORE	OPPONENT	DATE
68	68-37	at Fresno State	10/14/06
68	68-10	Idaho	10/28/06
67	67-20	Utah	09/23/89
66	66-7	UTEP	10/13/01
63	63-10	at Utah State	11/04/06

MOUNTAIN WEST			
POINTS	SCORE	OPPONENT	DATE
56	56-59*	at Wyoming	11/23/13
54	54-3	at Nevada	9/28/19
50	50-45	Colorado State	11/20/21
48	48-10	UNLV	11/24/12
45	45-31	at New Mexico	10/26/19
44	44-41*	at San José State	09/29/18
43	43-34	at Colorado State	08/25/18

\*overtime

ALOHA STADIUM			
POINTS	SCORE	OPPONENT	DATE
72	72-45	Brigham Young	12/08/01
68	68-10	Idaho	10/28/06
67	67-20	Utah	09/23/89
66	66-7	UTEP	10/13/01
66	66-10	Charleston So.	09/22/07
66	66-7	Charleston So.	09/25/10

CLARENCE T.C. CHING COMPLEX			
POINTS	SCORE	OPPONENT	DATE
50	50-45	Colorado State	11/20/21
49	49-35	New Mexico State	10/23/21
48	48-34	Portland State	09/04/21

## OFFENSE YARDS

TOTAL YARDS			
Yards	Pass/Rush	Opponent	Date
741	543/198	Army	11/22/03
697	337/360	Utah State	11/07/09
680	559/121	Arizona State	12/24/06
674	520/154	Nevada	10/12/02
667	359/308	BYU	12/01/90
653	434/219	Purdue	11/25/06
647	532/115	Louisiana Tech	10/02/10
646	543/103	BYU	12/08/01
642	343/299	UNLV	10/24/92
641	527/114	Houston	12/24/03
638	534/104	at La. Tech	10/18/03

PASSING YARDS			
Yards	C-A	Opponent	Date
593	35-50	San José State	11/20/10
559	33-42	Arizona State	12/24/06
548	43-61	at Louisiana Tech	09/08/07
545	44-75	at San José State	10/12/07
543	42-61	Army	11/22/03
543	29-52	BYU	12/08/01
540	45-59	Northern Colorado	09/01/07
534	33-46	at Louisiana Tech	10/18/03
532	42-58	Louisiana Tech	10/02/10
531	40-59	New Mexico State	10/15/05

RUSHING YARDS			
Yards	Att	Opponent	Date
489	NA	Lewis & Clark	09/21/57
454	53	at BYU	09/11/93
453	76	at New Mexico	10/10/87
447	66	at UTEP	10/31/92
440	63	Tulsa	11/28/92
439	63	UNLV	10/31/81
436	55	at UNLV	09/30/95
424	59	Colorado State	11/28/81
422	64	at Wyoming	08/31/91
419	74	Cal State Fullerton	09/30/78

## DEFENSE YARDS

FEWEST TOTAL YARDS ALLOWED			
Yards	Pass/Rush	Opponent	Date
35	41/-6	Cal State-LA	10/09/71
68	35/33	Portland State	09/16/72
94	77/17	Pacific	11/21/70
100	111/-11	Cal State Fullerton	09/05/87
112	65/47	Fresno State	11/28/70

FEWEST PASSING YARDS ALLOWED			
Yards	C-A	Opponent	Date
0	0-0	Air Force	11/16/12
4	1-3	Ohio	09/07/96
7	1-8	Air Force	11/23/91
20	1-10	at Air Force	10/22/16
23	1-3	Air Force	11/01/91

FEWEST RUSHING YARDS ALLOWED			
Yards	Att	Opponent	Date
-55	25	BYU	10/28/89
-37	18	at San José State	11/06/99
-20	26	Weber State	09/06/08
-13	39	Colorado State	09/10/83
-11	28	Cal State Fullerton	09/05/87

# LONGEST PLAYS

## PASS PLAYS

Yds	Players	Opponent	Year
95	Don Botelho to Colin Chock	Willamette	1957
93	Chevan Cordeiro to Zion Bowens	Colorado State	2021
88	Larry Arnold to Rich Leon	UCSB	1968
88	Jimmy Olmos to Susumu Tanaka	Pacific	1939
*87	Colt Brennan to Ross Dickerson	at Nevada	2005
85	Dru Brown to John Ursua	at UMass	2017
83	Richard Furtado to George Aki	Utah	1935
*83	Gregg Tipton to Walter Murray	Wyoming	1985
83	Garrett Gabriel to Jamal Farmer	BYU	1989
82	Greg Alexander to Malcolm Lane	Idaho	2008
81	Tyler Graunke to Malcolm Lane	at UNLV	2007
81	Garrett Gabriel to Chris Roscoe	UTEP	1989
80	Cole McDonald to John Ursua	at Army	2018
*80	Bryant Moniz to Kealoha Pilares	at Colorado	2010
80	Nick Rolovich to Ashley Lelie	BYU	2001
80	Dan Robinson to Attrice Brooks	Eastern Illinois	1999
80	Rodney Glover to Matthew Harding	UNLV	1992
*80	Garrett Gabriel to Dane McArthur	Colorado State	1987

## RUN PLAYS

Yds	Player	Opponent	Year
95	Paul Harris	UC Davis	2015
87	Skippy Dyer	Fresno State	1955
86	Emory Holmes	Cal State-LA	1968
85	Michael Carter (QB)	Air Force	1991
84	James Asato	Denver	1949
84	Gary Allen	Colorado State	1981
82	Larry Sherrer	Santa Clara	1971
82	Anthony Edgar	UTEP	1981
81	Dae Dae Hunter	at Nevada	2021
81	Ben Holokai	Humboldt State	1957
81	John West	at Fresno State	2002

## INTERCEPTION RETURNS

Yds	Player	Opponent	Year
100	Rojesterman Farris II	Army	2019
99	Richard Torres	at Washington	2011
99	Paul David	UNLV	1969
92	Jeris White	UC Santa Barbara	1971
91	Ryan Mouton	at New Mexico State	2008
90	Matt Wright	UTEP	2001
90	Joe Kaulukukui	San José State	1938
79	Khoury Bethley	New Mexico State	2021
79	Stephen Gonzales	BYU	1996
76	Myron Newberry	Idaho	2007
75	Darius Muasau	New Mexico State	2021
75	Bill Wise	Occidental	1925
74	Nolan George	Lewis & Clark	1957
73	Gary Ellison	at UNLV	1995

## KICKOFF RETURNS Since 1941, official max length fixed at 100 yards

Yds	Player	Opponent	Year
103	Tommy Kaulukukui	UCLA	1935
100	Mike Edwards	Boise State	2012
100	Mike Edwards	New Mexico	2012
100	Ross Dickerson	Appalachian State	2003
100	Ross Dickerson	Idaho	2006
100	Chad Owens	BYU	2001
100	Chad Owens	Air Force	2001
98	Keelan Ewaliko	Air Force	2015
98	Darrick Branch	New Mexico	1991
97	Matthew Harding	Fresno State	1992
96	Sherwin Felleze	Arizona	1951
95	Mike Edwards	Lamar	2012
95	Skippy Dyer	Southern Oregon	1956
94	Malcolm Lane	Northern Colorado	2007
92	Calvin Turner Jr.	Houston	2020
*91	Malcolm Lane	at New Mexico State	2008

## PUNT RETURNS

Yds	Player	Opponent	Year
85	Gerald Green	Arizona	1977
82	Jeff Sydnor	Maine	1990
80	Michael Washington	Northern Colorado	2007
80	Jerry Strothers	Lewis & Clark	1956
79	Jeff Sydnor	Long Beach State	1989
76	Chad Owens	Northwestern	2004
75	Chad Owens	Nevada	2004
74	Chad Owens	BYU	2001
71	Chad Owens	San José State	2004
69	Scott Harding	UNLV	2012
69	Dana McLemore	New Mexico	1979
66	Bobby Ahu	Linfield	1968
*63	Dusky Brash	Oregon State	1924

## FIELD GOALS

Yds	Player	Opponent	Year
56	Jason Elam	BYU	1992
56	Justin Ayat	Tulsa	2004
55	Rigoberto Sanchez	at Michigan	2016
55	Justin Ayat	at Tulsa	2001
55	Jason Elam	Wyoming	1991
54	Dan Kelly	Utah State	2007
53	Jason Elam	Colorado State	1989
53	Jason Elam	UTEP	1989
52	Richard Spelman	Wyoming	1983
52	Richard Spelman	Utah	1984
52	Dan Kelly	Purdue	2006
51	Lee Larsen	UTEP	1982
51	Bach Stabile	Air Force	1994
50	Ryan Meskell	Fresno State	2019
50	Rigoberto Sanchez	Nevada	2015
50	Justin Ayat	at Fresno State	2002
50	Justin Ayat	UTEP	2001
50	Eric Hannum	at SMU	1999
50	Peter Kim	San José State	1978
50	Reinhold Stuprich	Santa Clara	1973
50	Jason Elam	at Utah	1990

## PUNTS

Yds	Player	Opponent	Year
80	John Morse	Colorado State	1925
78	Chad Shrout	at Wyoming	1995
78	Jason Elam	at Air Force	1992
74	Tom McCarthy	New Mexico	1983
73	Rigoberto Sanchez	Air Force	2015
73	Alex Dunnachie	UNLV	2012
73	Mat McBriar	Tulane	2002
73	Greg Cummins	Colorado State	1977
71	John Masters	Western Illinois	1974
71	Chad Shrout	at Colorado State	1997
70	Rusty Holt	Santa Clara	1928
70	Eric Hannum	Wisconsin	1996

\* - non-scoring play

# MARGINS

## LARGEST MARGIN OF VICTORY (ALL GAMES)

MARGIN	SCORE	OPPONENT	DATE
65	65-0	Prairie View	10/20/79
59	66-7	Charleston Southern	09/25/10
59	66-7	UTEP	10/13/01
59	59-0	Southern Oregon	11/09/56
58	68-10	Idaho	10/28/06
57	63-6	Northern Colorado	09/01/07
56	66-10	Charleston Southern	09/22/07
55	55-0	at Redlands	10/09/48
53	63-10	at Utah State	11/04/06
53	63-10	Long Beach State	09/09/89
53	59-6	Colorado State	11/28/81
52	54-2	Lamar	09/15/12
52	52-0	UTEP	09/25/93
52	62-10	Yale	10/03/87
51	54-3	at Nevada	09/28/19
49	49-0	Fresno State	11/28/70
49	52-3	Santa Clara	10/13/79
48	48-0	British Columbia	10/05/68
47	67-20	Utah	09/23/89
46	60-14	New Mexico	09/30/89
44	61-17	Louisiana Tech	11/11/06
44	44-0	Cal State Fullerton	09/05/87
42	56-14	UC Davis	09/17/11
42	56-14	Brigham Young	10/28/89
42	45-3	New Mexico	11/05/88

## LARGEST MARGIN OF VICTORY (HOME)

MARGIN	SCORE	OPPONENT	DATE
65	65-0	Prairie View	10/20/79
59	66-7	Charleston Southern	09/25/10
59	66-7	UTEP	10/13/01
59	59-0	Southern Oregon	11/09/56
58	68-10	Idaho	10/28/06
57	63-6	Northern Colorado	09/01/07
56	66-10	Charleston Southern	09/22/07
53	63-10	Long Beach State	09/09/89
53	59-6	Colorado State	11/28/81
52	54-2	Lamar	09/15/12
52	52-0	UTEP	09/25/93
52	62-10	Yale	10/03/87

## LARGEST MARGIN OF VICTORY (ROAD)

MARGIN	SCORE	OPPONENT	DATE
55	55-0	at Redlands	10/09/48
53	63-10	at Utah State	11/04/06
51	54-3	at Nevada	9/28/19
38	45-7	at Utah State	10/23/10
35	59-24	at New Mexico St.	11/27/10
35	49-14	at UNLV	09/15/07
34	40-6	at Lewis & Clark	09/26/57
31	68-37	at Fresno State	10/14/06
28	48-20	at Idaho	09/29/07
28	58-30	at UNLV	09/30/95
28	48-20	at Utah	09/24/88
28	35-7	at UTEP	11/07/81

## LARGEST MARGIN OF VICTORY (CONFERENCE)

MARGIN	SCORE	OPPONENT	DATE
59	66-7	UTEP	10/13/01
58	68-10	Idaho	10/28/06
53	63-10	at Utah State	11/04/06
53	59-6	Colorado State	11/28/81
52	52-0	UTEP	09/25/93
51	54-3	at Nevada	09/28/19
47	67-20	Utah	09/23/89
46	60-14	New Mexico	09/30/89
44	61-17	Louisiana Tech	11/11/06
42	56-14	Brigham Young	10/28/89
42	45-3	New Mexico	11/05/88

## LARGEST MARGIN OF VICTORY (CONFERENCE HOME)

MARGIN	SCORE	OPPONENT	DATE
59	66-7	UTEP	10/13/01
58	68-10	Idaho	10/28/06
53	59-6	Colorado State	11/28/81
52	52-0	UTEP	09/25/93
47	67-20	Utah	09/23/89
46	60-14	New Mexico	09/30/89
44	61-17	Louisiana Tech	11/11/06
42	56-14	Brigham Young	10/28/89
42	45-3	New Mexico	11/05/88
38	48-10	UNLV	11/24/12

## LARGEST MARGIN OF VICTORY (CONFERENCE ROAD)

MARGIN	SCORE	OPPONENT	DATE
53	63-10	at Utah State	11/04/06
51	54-3	at Nevada	09/28/19
38	45-7	at Utah State	10/23/10
35	59-24	at New Mexico St.	11/27/10
31	68-37	at Fresno State	10/14/06
28	48-20	at Idaho	09/29/07
28	58-30	at UNLV	09/30/95
28	48-20	at Utah	09/24/88
28	35-7	at UTEP	11/07/81
25	31-6	at UTEP	09/21/02
24	38-14	at Wyoming	11/27/21
24	24-0	at Idaho	09/24/05

## LARGEST MARGIN OF VICTORY (CHING COMPLEX)

MARGIN	SCORE	OPPONENT	DATE
15	31-16	Nevada	10/15/22
14	48-34	New Mexico State	10/23/21
14	49-35	Portland State	9/4/21

## LARGEST MARGIN OF VICTORY (ALOHA STADIUM)

MARGIN	SCORE	OPPONENT	DATE
65	65-0	Prairie View	10/20/79
59	66-7	Charleston Southern	9/25/10
59	66-7	UTEP	10/13/01
58	68-10	Idaho	10/28/06
57	63-6	Northern Colorado	09/01/07
56	66-10	Charleston Southern	09/22/07

# MARGINS

## LARGEST MARGIN OF DEFEAT (ALL GAMES)

MARGIN	SCORE	OPPONENT	DATE
75	0-75	Pacific	12/16/49
66	3-69	at Boise State	10/29/04
66	0-66	at Wyoming	09/14/96
65	3-68	Nebraska	12/04/76
63	0-63	at Colorado State	10/04/97
61	12-73	Nevada	12/17/48
60	3-63	at Michigan	09/03/16
59	0-59	Oregon State	11/27/76
58	0-58	at Tulsa	09/22/51
56	14-70	at Fresno State	11/12/04
55	0-55	at San Diego State	11/05/16
55	0-55	at Boise State	10/03/15
55	7-62	USC	09/04/99
54	0-54	at Air Force	10/08/66
54	20-74	Stanford	01/02/50
53	10-63	Vanderbilt	08/27/22
52	0-52	at USC	11/15/30
51	7-58	Air Force	10/31/15
51	0-51	at Kentucky	09/13/58
50	0-50	Nebraska	11/26/54
50	7-57	at Arizona	09/20/52

## LARGEST MARGIN OF DEFEAT (HOME)

MARGIN	SCORE	OPPONENT	DATE
75	0-75	Pacific	12/16/49
65	3-68	Nebraska	12/04/76
61	12-73	Nevada	12/17/48
59	0-59	Oregon State	11/27/76
55	7-62	USC	09/04/99
54	20-74	Stanford	01/02/50
53	10-63	Vanderbilt	08/27/22
51	7-58	Air Force	10/31/15
50	0-50	Nebraska	11/26/54
49	10-59	Wisconsin	11/30/96

## LARGEST MARGIN OF DEFEAT (ROAD)

MARGIN	SCORE	OPPONENT	DATE
66	3-69	at Boise State	10/29/04
66	0-66	at Wyoming	09/14/96
63	0-63	at Colorado State	10/04/97
58	0-58	at Tulsa	09/22/51
56	14-70	at Fresno State	11/12/04
55	0-55	at San Diego State	11/05/16
55	0-55	at Boise State	10/3/15
54	0-54	at Air Force	10/08/66
52	0-52	at USC	11/15/30
51	0-51	at Kentucky	09/13/58
50	7-57	at Arizona	09/20/52
48	8-56	at San Diego State	10/11/96
48	6-54	at Colorado State	09/18/65

## LARGEST MARGIN OF DEFEAT (CONFERENCE)

MARGIN	SCORE	OPPONENT	DATE
66	3-69	at Boise State	10/29/04
66	0-66	at Wyoming	09/14/96
63	0-63	at Colorado State	10/04/97
56	14-70	at Fresno State	11/12/04
55	0-55	at San Diego State	11/05/16
55	0-55	at Boise State	10/3/15
51	7-58	Air Force	10/31/15
48	8-56	at San Diego State	10/11/96

## LARGEST MARGIN OF DEFEAT (CONFERENCE HOME)

MARGIN	SCORE	OPPONENT	DATE
51	7-58	Air Force	10/31/15
45	9-54	Boise State	10/24/09
45	24-69	Nevada	09/22/12
39	17-56	Utah State	11/03/18
39	10-49	San Diego State	11/18/95
36	16-52	Boise State	11/12/16
35	14-49	Boise State	11/10/12
31	14-45	Brigham Young	11/16/96
31	14-45	San Diego State	10/09/93

## LARGEST MARGIN OF DEFEAT (CONFERENCE ROAD)

MARGIN	SCORE	OPPONENT	DATE
66	3-69	at Boise State	10/29/04
66	0-66	at Wyoming	09/14/96
63	0-63	at Colorado State	10/04/97
56	14-70	at Fresno State	11/12/04
55	0-55	at San Diego State	11/05/16
55	0-55	at Boise State	10/3/15
48	8-56	at San Diego State	10/11/96

## LARGEST MARGIN OF DEFEAT (CHING COMPLEX)

MARGIN	SCORE	OPPONENT	DATE
53	10-63	Vanderbilt	08/27/22
32	17-49	Western Kentucky	09/03/22

## LARGEST MARGIN OF DEFEAT (ALOHA STADIUM)

MARGIN	SCORE	OPPONENT	DATE
65	3-68	Nebraska	12/04/76
59	0-59	Oregon State	11/27/76
55	7-62	USC	09/04/99
51	7-58	Air Force	10/31/15
49	10-59	Wisconsin	11/30/96

# ATTENDANCE/OVERTIME GAMES

## Largest Home Crowd

50,089 vs. Brigham Young, Oct. 22, 1988  
(Aloha Stadium, Honolulu, O'ahu)

## Largest Road Crowd

110,222 at Michigan, Sept. 3, 2016  
(Michigan Stadium, Ann Arbor, Mich.)

## Largest Neutral Site Crowd

74,383 vs. Georgia, Jan. 1, 2008  
(Louisiana Superdome, New Orleans, La.; Allstate Sugar Bowl)

## Most Home Games W/ More Than 40,000 In A Season

9 in 1984 (9 games); 1989 (10 games)

## Most Sellouts In A Season (Aloha Stadium)

2 in 1981, 1982, 1986 (8 games); 1984, 1988 (9 games); 2007 (7 games)

## Largest Home Total Season Attendance

1.	445,348	1989	(44,535 avg. for 10 games)
2.	411,884	1984	(45,765 avg. for 9 games)
3.	401,864	1988	(44,652 avg. for 9 games)
4.	385,556	1987	(42,839 avg. for 9 games)
5.	359,242	1986	(44,905 avg. for 8 games)
6.	359,042	1985	(44,880 avg. for 8 games)
7.	348,095	1999	(38,677 avg. for 9 games)
8.	342,852	1980	(42,857 avg. for 8 games)
9.	340,261	1981	(42,533 avg. for 8 games)
10.	339,138	1983	(42,392 avg. for 8 games)
11.	336,183	1982	(42,023 avg. for 8 games)
12.	334,364	1979	(37,152 avg. for 9 games)
13.	331,041	1990	(41,380 avg. for 8 games)
14.	328,081	2008	(41,010 avg. for 8 games)
15.	327,295	1978	(36,366 avg. for 9 games)

## Largest Home Average Season Attendance

1.	45,765	1984	(411,884 in 9 games)
2.	44,905	1986	(359,242 in 8 games)
3.	44,880	1985	(359,042 in 8 games)
4.	42,839	1987	(385,556 in 9 games)
5.	44,652	1988	(401,864 in 9 games)
6.	44,535	1989	(445,348 in 10 games)
7.	44,432	1992	(311,022 in 7 games)
8.	43,514	2007	(304,600 in 7 games)
9.	43,450	1991	(304,148 in 7 games)
10.	42,857	1980	(342,852 in 8 games)
11.	42,533	1981	(340,261 in 8 games)
12.	42,392	1983	(339,138 in 8 games)
13.	42,023	1982	(336,183 in 8 games)
14.	41,380	1990	(331,041 in 8 games)
15.	41,308	2003	(289,155 in 7 games)

## Largest Home Crowds\*

1.	50,089	Brigham Young, Oct. 22, 1988
2.	50,000	Brigham Young, Sept. 22, 1984
	50,000	Iowa, Dec. 1, 1984
	50,000	Air Force, Nov. 23, 1985
	50,000	Brigham Young, Nov. 8, 1986
	50,000	Michigan, Dec. 6, 1986
	50,000	Brigham Young, Oct. 24, 1987
	50,000	UTEP, Oct. 8, 1988
	50,000	Notre Dame, Nov. 30, 1991
	50,000	Brigham Young, Sept. 26, 1992
	50,000	USC, Sept. 4, 1999
	50,000	Portland State, Sept. 9, 2000
	50,000	Brigham Young, Dec. 8, 2001
	50,000	Alabama, Nov. 30, 2002
	50,000	USC, Sept. 3, 2005
	50,000	Oregon State, Dec. 2, 2006
	50,000	Boise State, Nov. 23, 2007
	50,000	Washington, Dec. 1, 2007

\* all games played at Aloha Stadium

## Largest Road Crowds

1.	110,222	at Michigan, Sept. 3, 2016
2.	110,012	at Michigan, Sept. 10, 2022
3.	107,145	at Ohio State, Sept. 12, 2015
4.	93,607	at USC, Sept. 1, 2012
5.	92,138	at Alabama, Sept. 2, 2006
6.	90,575	at Florida, Aug. 30, 2008
7.	80,829	at Wisconsin, Sept. 26, 2015
8.	75,615	at Nebraska, Sept. 16, 1978
9.	74,383	vs. Georgia, Jan. 1, 2008*
10.	74,043	at Michigan State, Sept. 10, 2005

\* neutral-site game at Louisiana Superdome

## ALL-TIME OVERTIME GAMES

Date	Opponent	W/L	Score
11/22/97	Northeast Louisiana	L	20-23
11/13/99	Fresno State	W	31-24 (2ot)
10/6/01	at SMU	W	38-31
12/25/03	Houston (HB)	W	54-48 (3ot)
9/4/04	Florida Atlantic	L	28-35
9/8/07	at Louisiana Tech	W	45-44
10/12/07	at San José State	W	42-35
10/4/08	at Fresno State	W	32-29
11/21/09	at San José State	W	17-10
11/16/13	San Diego State	L	21-28
11/23/13	at Wyoming	L	56-59
10/22/16	at Air Force	W	34-27 (2ot)
9/23/17	at Wyoming	L	21-28
9/29/18	at San José State	W	44-41 (5ot)
11/24/18	at San Diego State	W	31-30

HB - denotes Hawai'i Bowl

**Total Overtime Games:** 15

**Record in OT:** 10-5

at Aloha Stadium: 2-3

on the Road: 8-2

**First OT Game:** Nov. 22, 1997 vs. Northeast Louisiana (L, 20-23)

**Longest OT Game:** 5OT vs. San José State (W, 44-41)

**Most OT Games in a Season:** 2, 2007, '13, '18

The overtime system in Division I-A football was adapted for the start of the 1996 season.



# STREAKS

## LONGEST WIN STREAK

GAMES	TEAM TO END STREAK	BEGAN	ENDED
13	Georgia	12/24/06	01/01/08
11	Brigham Young	11/01/80	11/14/81
9	Oregon State	09/30/06	12/02/06
8	Pacific	09/15/73	11/17/73
7	Iowa	09/29/84	12/01/84

## LONGEST HOME WIN STREAK

GAMES	TEAM TO END STREAK	BEGAN	ENDED
11	Air Force	11/26/88	12/09/89
10	San Diego State	09/26/92	10/09/93
9	San José State	12/24/06	09/27/08
9	Alabama	11/17/01	11/30/02
8	Oregon State	12/03/05	12/02/06
8	USC	10/02/04	09/03/05

## LONGEST ROAD WIN STREAK

GAMES	TEAM TO END STREAK	BEGAN	ENDED
7	Florida	10/14/06	08/30/08
6	Brigham Young	10/18/80	10/16/82
4	Wyoming	10/10/87	09/16/89

## LONGEST CONFERENCE WIN STREAK

GAMES	TEAM TO END STREAK	BEGAN	ENDED
15	San José State	10/07/06	09/27/08
8	Brigham Young	11/08/80	11/14/81
8	Boise State	11/07/09	11/06/10

## LONGEST WAC WIN STREAK

GAMES	TEAM TO END STREAK	BEGAN	ENDED
15	San José State	10/07/06	09/27/08
8	Brigham Young	11/08/80	11/14/81
8	Boise State	11/07/09	11/06/10

## LONGEST MW WIN STREAK (REGULAR-SEASON)

GAMES	TEAM TO END STREAK	BEGAN	ENDED
4	Wyoming	11/9/19	10/30/20
3	Nevada	08/25/18	10/20/18

## LONGEST LOSING STREAK

GAMES	TEAM TO END STREAK	BEGAN	ENDED
19	Eastern Illinois	10/18/97	09/11/99
11	Army	08/29/13	11/30/13
9	Louisiana-Monroe	09/26/15	11/28/15
8	UNLV	09/22/12	11/24/12
7	Boise State	11/11/95	09/21/96
5	four times	last in 2017	

## LONGEST HOME LOSING STREAK

GAMES	TEAM TO END STREAK	BEGAN	ENDED
13	Eastern Illinois	10/25/97	09/11/99
5	Army	08/29/13	11/30/13
5	Boise State	11/18/95	09/21/96
5	Colorado State	12/01/84	11/02/85
4	Louisiana-Monroe	10/10/15	11/28/15
4	UNLV	11/26/83	09/22/84
4	Idaho	11/27/76	09/24/77

## LONGEST ROAD LOSING STREAK

GAMES	TEAM TO END STREAK	BEGAN	ENDED
17	San José State	11/12/11	11/15/14
15	SMU	10/14/95	09/25/99
10	Brigham Young	10/26/74	10/05/79
9	San José State	11/29/14	10/08/16
6	Current	09/10/22	
6	Idaho	11/01/03	09/24/05

## LONGEST CONFERENCE LOSING STREAK

GAMES	TEAM TO END STREAK	BEGAN	ENDED
12	SMU	10/11/97	09/25/99
10	UNLV	11/05/11	11/24/12
9	Nevada	11/29/14	10/01/16
9	UTEP	09/03/94	09/23/95
8	Wyoming	09/21/13	10/11/14

## LONGEST WAC LOSING STREAK

GAMES	TEAM TO END STREAK	BEGAN	ENDED
12	SMU	10/11/97	09/25/99

## LONGEST MW LOSING STREAK

GAMES	TEAM TO END STREAK	BEGAN	ENDED
9	Nevada	11/29/14	10/01/16
8	Wyoming	09/21/13	10/11/14
7	UNLV	09/22/12	11/24/12
4	UNLV	10/22/22	11/19/22
4	Colorado State	10/16/21	11/20/21
4	San José State	10/18/14	11/15/14

# INDIVIDUAL RECORDS IN MOUNTAIN WEST GAMES

## PASSING

**Yards:** 499, Sean Schroeder at Wyoming (Nov. 23, 2013)

**Touchdowns:** 6, Sean Schroeder at Wyoming (Nov. 23, 2013)

**Attempts:** 57, Cole McDonald, at San José State, Sep. 29, 2018 (comp 34).

**Completions:** 37, Sean Schroeder at Wyoming, Nov. 23, 2013 (att. 50)

**Completion Percentage** (min. 15): 83.3%, Dru Brown vs. Nevada, Oct. 1, 2016 (15-of-18)

**Interceptions:** 4, Brayden Schager at Nevada Oct. 16, 2021 (att. 38)

**Longest Pass:** 93, Chevan Cordeiro to Zion Bowens vs Colorado State (Nov. 20, 2021).

## RUSHING

**Yards:** 241, Diocemy Saint Juste vs. Nevada, Oct. 7, 2017 (241 yards)

**Touchdowns:** 3, Dedrick Parson vs Nevada, Oct. 15, 2022

**Attempts:** 39, Diocemy Saint Juste vs. San José State, Oct. 14, 2017 (202 yards)

### Longest Touchdown Rush

81 Dae Dae Hunter at Nevada, Oct. 16, 2021.

### Longest Non-Scoring Rush

72, Paul Harris at UNLV, Nov. 7, 2015

## RECEIVING

**Yards:** 181, Cedric Byrd at Colorado State, Aug. 25, 2018 (241 yards)

**Touchdowns:** 4, Chris Gant at Wyoming, Nov. 23, 2013

**Receptions:** 13, John Ursua at San José State, Sep. 29, 2018

**Longest Reception:** 93, Zion Bowens from Chevan Cordeiro vs Colorado State Nov. 20, 2021.

## TOTAL OFFENSE

**Yards:** 514, Cole McDonald at Colorado State, Aug. 25, 2018 (418 passing, 94 rushing)

**Touchdowns Responsible For:** 6, Sean Schroeder at Wyoming, Nov. 23, 2013 (6 pass)

## ALL PURPOSE

**Yards:** 254, Paul Harris vs. UNLV, Oct. 15, 2016

## KICKING

**Field Goals Made:** 3, 2x, Matthew Shipley vs. Colorado State, Nov. 20, 2021

**Longest Field Goal:** 50, Rigoberto Sanchez at Nevada, Oct. 24, 2015

**PATs Made:** 6, Tyler Hadden vs. UNLV, Nov. 24, 2012, vs. Wyoming, Nov. 23, 2013

**Punts:** 10, 2x, last Matthew Shipley vs San José State, Sep. 18, 2021

**Longest Punt:** 73, Rigoberto Sanchez vs. Air Force, Oct. 31, 2015; Alex Dunnachie vs. UNLV, Nov. 24, 2012

**Punt Average** (min. 5): 53.4, Alex Dunnachie vs. Boise State, Nov. 10, 2012

**Punts Inside The 20:** 5, Scott Harding vs. San Diego State, Nov. 16, 2013

## KICK RETURNS

**Longest Kickoff Return:** 100, Mike Edwards vs. Boise State; vs. New Mexico, Oct. 13, 2012

**Kickoff Returns:** 7, 2x, last by Keelan Ewaliko vs. Colorado State, Sept. 30, 2017

**Kickoff Yards:** 212, Keelan Ewaliko vs. Air Force, Oct. 31, 2015

**Longest Punt Return:** 69, Scott Harding vs. UNLV, Nov. 24, 2012

**Punt Returns:** 5, Scott Harding vs. Colorado State, Oct. 26, 2013

**Returns Yards:** 96, Scott Harding vs. UNLV, Nov. 24, 2012 (4 returns)

## DEFENSE

**Tackles:** 19, Julian Gener vs. San Diego State, Oct. 10, 2015

**Tackles For Loss:** 5.0, Julian Gener vs. Fresno State, Nov. 14, 2015

**Sacks:** 2.0, 5x, last by Darius Muasau, vs Colorado State, Nov. 20, 2021

**Interceptions:** 2, 4x, last by Khoury Bethley vs. Fresno State, Oct. 2, 2021

# TOP PERFORMANCES IN MOUNTAIN WEST GAMES

## TOP INDIVIDUAL PERFORMANCES

### Passing Yards

Yds	Player	Opponent	Date
499	Sean Schroeder	at Wyoming	11/23/13
452	Cole McDonald	at San Diego State	11/24/18
418	Cole McDonald	at Colorado State	08/25/18
410	Chevan Cordeiro	New Mexico	11/07/20
406	Chevan Cordeiro	Colorado State	11/20/21

### Rushing Yards

Yds	Player	Opponent	Date
241	Diocemy Saint Juste	at Nevada	10/07/17
219	Joey Iosefa	UNLV	11/22/14
205	Diocemy Saint Juste	Nevada	10/01/16
202	Diocemy Saint Juste	San José State	10/14/17
190	Paul Harris	at UNLV	11/07/15

### Receiving Yards

Yds	Player	Opponent	Date
181	Cedric Byrd II	at Colorado State	08/25/18
174	Chris Gant	at Wyoming	11/23/13
172	Zion BOWENS	Colorado State	11/20/21
170	JoJo Ward	San José State	11/09/19
159	Chris Gant	Colorado State	10/26/13

### Total Offense

Yds	Player	Opponent	Date
514	Cole McDonald	at Colorado State	08/25/18
484	Sean Schroeder	at Wyoming	11/23/13
466	Cole McDonald	at San Diego State	11/24/18
449	Chevan Cordeiro	New Mexico	11/17/20
439	Chevan Cordeiro	at Colorado State	11/20/21

### Tackles

Yds	Player	Opponent	Date
19	Julian Gener	San Diego State	10/10/15
18	Darius Muasau	UNLV	12/12/20
17	Jerrol Garcia-Williams	Air Force	10/31/15
17	Julian Gener	Fresno State	11/14/15
16	Logan Taylor	Colorado State	10/22/22
16	Darius Muasau	at Utah State	10/30/21

## TEAM RECORDS

### TOTAL YARDS

Yards	Pass/Rush	Opponent	Date
624	499/125	at Wyoming	11/23/13
617	418/199	at Colorado State	8/25/18
578	323/255	at New Mexico	10/26/19
578	230/348	UNLV	11/22/14
566	344/222	Nevada	10/01/16

### PASSING YARDS

Yards	C-A	Opponent	Date
499	37-50	Wyoming	11/23/13
452	29-46	at San Diego State	11/24/18
418	26-37	at Colorado State	08/25/18
410	33-44	New Mexico	11/07/20
406	23-41	Colorado State	11/20/21

### RUSHING YARDS

Yards	Att	Opponent	Date
348	56	UNLV	11/22/14
344	40	Nevada	10/1/16
323	53	at Fresno State	10/24/20
278	46	UNLV	12/12/20
274	50	San José State	10/14/17

### MOST POINTS

Points	Score	Opponent	Date
56	56-59 (OT)	at Wyoming	11/23/2013
54	54-3	at Nevada	9/28/2019
50	50-45	Colorado State,	11/20/2021
48	48-10	UNLV	11/24/2012
45	45-31	at New Mexico	10/26/2019

### MARGIN OF VICTORY (HOME)

Margin	Score	Opponent	Date
38	48-10	UNLV	11/24/2012
21	38-17	Nevada	10/1/2016
17	38-21	UNLV	12/12/2020

### MARGIN OF VICTORY (AWAY)

Margin	Score	Opponent	Date
51	54-3	Nevada	9/28/2019
24	38-14	Wyoming	11/27/2021
17	34-17	San José State	10/8/2016

### MARGIN OF DEFEAT (HOME)

Margin	Score	Opponent	Date
51	58-7	Air Force	10/31/2015
45	69-24	Nevada	9/22/2012
36	52-16	Boise State	11/12/2016

### MARGIN OF DEFEAT (AWAY)

Margin	Score	Opponent	Date
55	55-0	San Diego State	11/5/2016
55	55-0	Boise State	10/3/2015
51	56-17	Utah State	11/3/2018

**Fewest Points Allowed:** 0 at San José State, Nov. 15, 2014

**Most Points Allowed:** 69 vs. Nevada, Sep. 22, 2012

**Fewest Total Yards Allowed:** 203 vs. UNLV, Nov. 24, 2012

**Most Total Yards Allowed:** 793 at Wyoming, Nov. 23, 2013

**Fewest Rushing Yards Allowed:** 37 vs. UNLV, Nov. 24, 2012

**Most Rushing Yards Allowed:** 492 vs. Air Force, Oct. 31, 2015

**Fewest Passing Yards Allowed:** 0, at Air Force, Nov. 16, 2012

**Most Passing Yards Allowed:** 537, at Colorado State, Aug. 25, 2018

**Interceptions:** 3, 2x, last at San José State, Oct. 8, 2016

**Sacks:** 6, at San José State, Oct. 8, 2016

**Turnovers Forced:** 6 vs. Fresno State, Oct. 2, 2021

## INDIVIDUAL CAREER

### Most Passes Attempted

2,436, Timmy Chang, 2000-04 (completed 1,388)

### Highest Pct. of Passes Completed (Min. 875 atts.)

70.4%, Colt Brennan, 2005-07 (1,115 of 1,584)

### Most Games Gaining 400 Yards or More

20, Colt Brennan, 2005-07\*

### Most Seasons Gaining 3,000 Yards or More

4, Timmy Chang, 2000, 2002-04  
(3,041—4,474—4,199—4,258)\*

### Interceptions

80, Timmy Chang, 2000-04 (attempted 2,436)

### Most Plays, Total Offense

2,587, Timmy Chang, 2000-04 (16,910 yards)

### Most Yards Per Game, Total Offense

387.9, Colt Brennan, 2005-07 (14,740 in 38)

### Most Seasons W/ 4,000 Yards or More, Total Offense

3 - Timmy Chang, 2002-04; Colt Brennan, 2005-07\*

### Most Consecutive Games With 300 Yards or More, Total Offense

25, Colt Brennan, 2005-07\*

### Most TDs Responsible For Per Game (Min. 100 TDs)

3.84, Colt Brennan, 2005-07 (146 in 38)

### Most Points Responsible For Per Game

23.26, Colt Brennan, 2005-07 (884 in 38)

### Most Touchdowns Scored on Kick Returns (Must Have at Least 1 Punt Return and 1 Kickoff Return)

8, Chad Owens, 2001-04 (6 punts, 2 kickoffs)\*

### Gaining 1,000 Yards on Punt Returns and 1,000 Yards on Kickoff Returns

Chad Owens, 2001-04 (1,014 & 1,354)\*

## INDIVIDUAL SEASON

### Most Games With 300 Yards or More, Total Offense

14, Colt Brennan, 2006\*

### Most Consecutive Games With 300 Yards or More, Total Offense

14, Colt Brennan, 2006\*

### Most Touchdowns Scored on Punt Returns

5, Chad Owens, 2004\*

## INDIVIDUAL GAME

### Most Touchdown Passes, Half\*

7, Bryant Moniz vs. UC Davis, Sept. 24, 2011 (1st)^

### Most Yards on Kick Returns

342, Chad Owens vs. BYU, Dec. 8, 2001  
(93 on punt returns, 249 on kickoff returns)

### Most Touchdowns Scored on Kick Returns

(At Least One Punt Return and One Kickoff Return)  
2, Chad Owens vs. BYU, Dec. 8, 2001\*

### Blocked Field Goals

2, Matt Harding vs. San Diego State, Oct. 9, 1993\*  
2, Meffy Koloamatangi, Western Carolina, Sept. 2, 2017\*

## TEAM SEASON

### Most Touchdown Passes

62, 2006 (14 games)

### Highest Passing Efficiency Rating Points (Min. 600 atts.)

185.9, 2006 (615 attempts, 444 completions, 12 interceptions, 6,178 yards, 62 TD passes)

### Most 100-Yard Receiving Games in a Season, One Team

20, 2006 (Davone Bess 6, Jason Rivers 5, Ryan Grice-Mullen 4, Ross Dickerson 2, Ian Sample 2 & Nate Ilaoa 1)

### Having a 5,000-Yard Passer, 1,000 Yard Rusher and 1,000-Yard Receiver in the Same Season\*

2010 (Bryant Moniz [5,040 passer], Alex Green [1,199 rusher], Greg Salas [1,889 receiver] and Kealoha Pilares [1,306 receiver])

### Three Players, Same Team, Each Gaining 1,000 Yards\*

2007 - Ryan Grice-Mullen (1,372), Davone Bess (1,266) & Jason Rivers (1,174);  
2019 - JoJo Ward (1,134), Jared Smart (1,129) & Cedric Byrd II (1,097)

### Punt Return Defense

Fewest Returns Allowed, Season  
4, 2011 (30 yards)\*

### Fewest Punts Per Game

1.21, 2006 (17 in 14)

### Highest Average Gain Per Kickoff Return

(Min. 35 rets.) 30.26, 2001 (39 for 1,180)

### Most Improved Won-Lost Record

8½ games, 1999 (9-4) from 1998 (0-12)

### Most Improved Won-Lost Record After Winless Season

8½ games, 1999 (9-4) from 1998 (0-12)

### Most Games Played\*

15, 2019

## TEAM GAME

### Fewest Combined Punts, Both Teams

0, Hawai'i vs. San José State, 11/9/19

## ALL-TIME RANKINGS - SEASON

### Passing Efficiency (Minimum 15 att per game)

12th, Colt Brennan (2006), 186.0

### Passing Yards

7th, Colt Brennan (2006), 5,549  
15th, Bryant Moniz (2010), 5,040

### Passing Yards Per Game

14th, Colt Brennan (2006), 396.4

### Touchdown Passes

3rd, Colt Brennan (2006), 58

### Total Offense, Yards

2nd, Colt Brennan (2006), 5,915  
19th, Bryant Moniz (2010), 5,142

### Total Offense, Yards Per Game

7th, Colt Brennan (2006), 422.5

### Receiving Yards

5th, Greg Salas (2010), 1,889

### Receiving Yards Per Game

16th, Ashley Lelie (2001), 142.8

### Touchdown Receptions

T15th, Ashley Lelie (2001), 19

### Blocked Field Goals

T2nd, Mike Akiu (1982), 4 blocks  
T2nd, Matt Harding (1992), 4 blocks

## ALL-TIME RANKINGS - CAREER

### Passing Efficiency (Minimum 500 Completions)

9th, Colt Brennan (2005-07), 167.7

### Passing Yards

2nd, Timmy Chang (2000-04), 17,072  
9th, Colt Brennan (2005-2007), 14,193

### Passing Yards Per Game

2nd, Colt Brennan (2005-07), 373.5  
13th, Timmy Chang (2000-2004), 322.1

### Touchdown Passes

4th, Colt Brennan (2005-2007), 131  
11th, Timmy Chang (2000-2004), 117

### Passing Yards Per Attempt

15th, Colt Brennan (2005-2007), 8.96

### Total Offense

2nd, Timmy Chang (2000-04), 16,910  
9th, Colt Brennan (2005-07), 14,740

### Total Offense, Yards Per Game

1st, Colt Brennan (2005-07), 387.9  
16th, Timmy Chang (2000-04), 319.1

### Receptions Per Game

16th, Davone Bess (2005-07), 7.51

### Receiving Yards

11th, Greg Salas (2007-2010), 4,345

### Touchdown Receptions

T10th, Davone Bess (2005-2007), 41

### Tackles For Loss Per Game

15th, Travis LaBoy, 2001-03, 1.47

### Career Forced Fumbles Per Game

T19th, Nate Jackson (2000-01), 0.261

### Kickoff Returns Average

13th, Chad Owens (2001-04), 29.43

### Field Goals

T16th, Jason Elam (1988-92), 79

### Blocked Punts

T4th, Matt Harding (1992-95), 6

### Blocked Field Goals

T7th, Matt Harding (1992-95), 5

### Combined Blocked Kicks

T5th, Matt Harding (1992-95), 12 [6 Punts; 5 FGs; 1 PAT]

## ANNUAL CHAMPIONS - INDIVIDUAL

### Total Offense

Year	Player	YPG
2005	Colt Brennan	371.3
2006	Colt Brennan	422.5
2010	Bryant Moniz	367.3

### Passing Champion, Efficiency

Year	Player	Eff
2006	Colt Brennan	186.0

## ANNUAL CHAMPIONS - TEAM

### Passing Offense

Year	Avg.
2006	441.3
2010	394.3

### Total Offense

Year	Avg.
2006	559.2

### Scoring Offense

Year	Avg.
2006	46.9
2007	43.4

### Kickoff Return Average

Year	Avg.
2001	30.3

\* record shared

# OPONENT RECORDS

## INDIVIDUAL

### **MOST YARDS RUSHING**

- 339 Ron Dayne (Wisconsin), 1996
- 300 Marshall Faulk (San Diego State), 1992
- 294 LaDainian Tomlinson (TCU), 2000
- 278 Deonce Whitaker (San José State), 2000
- 268 Terry Metcalf (Long Beach State), 1971

### **MOST YARDS PASSING**

- 537 K.J. Carta-Samuels (Colorado State), 2018
- 527 Todd Centeio (Colorado State), 2021
- 518 Jeff Graham (Long Beach State), 1988
- 513 Mark McKay (San Diego State), 1982
- 507 Kellen Moore (Boise State), 2010

### **MOST YARDS TOTAL OFFENSE**

- 640 Brett Smith (Wyoming), 2013
- 562 K.J. Carta-Samuels (Colorado State), 2018
- 544 Todd Centeio (Colorado State), 2021
- 531 Jeff Graham (Long Beach State), 1988
- 510 Mark McKay (San Diego State), 1982

### **MOST RECEPTIONS**

- 18 J.R. Tolver (San Diego State), 2002
- 15 Anthony Crissinger-Hill (Florida Atlantic), 2004
- 14 Chad Hansen (California), 2016
- 14 Eric Cross (Stanford), 1972
- 14 Reno Mahe (BYU), 2001
- 14 Andre Raymond (Eastern Illinois), 2002

### **MOST YARDS RECEIVING**

- 283 J.R. Tolver (San Diego State), 2002
- 256 Greg Primus (Colorado State), 1991
- 221 Chris Williams (New Mexico State), 2008
- 212 Michael Gallup (Colorado State), 2017
- 209 Patrick Rowe (San Diego State), 1990
- 207 Derrick Washington (Long Beach State), 1988
- 201 Demond Thompkins (UNLV), 1992

### **MOST ALL-PURPOSE YARDS**

- 347 Ron Dayne (Wisconsin), 1996
- 333 Terance Mathis (New Mexico), 1987
- 328 Vai Sikahema (BYU), 1985
- 326 Damaris Johnson (Tulsa), 2010
- 307 Preston Williams (Colorado State), 2018

### **MOST TOTAL TOUCHDOWNS**

- 7 Stephon Jefferson (Nevada), 2012  
(6 rushing, 1 receiving)

### **LONGEST RUNS**

- 89 Bryson Sulmin (Fresno State), 2004\*
- 87 Mike Wright (Vanderbilt), 2022
- 85 Tyson Thompson (San José State), 2004
- 85 Jared Zabransky (Boise State), 2004
- 83 Fred Henry (New Mexico), 1971\*
- 80 Numerous; last by Tim Cornett (UNLV), 2011

### **LONGEST PASS PLAYS**

- 91 Jeff Lindquist (Wash.) to John Ross, 2015
- 90 Ken Boney (CSLA) to Jewel Thomas, 1969
- 90 David Page (SMU) to Johnnie Freeman, 2001
- 90 Scott Rislov (SJSU) to Juan Walden, 2002
- 89 Don Van Galder (Utah) to Willie Arnstead, 1973\*

### **LONGEST KICKOFF RETURNS**

- 103 Errol Tucker (Utah), 1985
- 100 Carlos Wiggins (New Mexico), 2015
- 100 Marqise Lee (USC), 2012
- 100 Kevin Robinson (Utah State), 2007
- 100 Gerard Lawson (Oregon State), 2006
- 100 Chris McAlister (Arizona), 1998

### **LONGEST PUNT RETURNS**

- 92 Quinton Jones (Boise State), 2005
- 89 Ronald Johnson (USC), 2010
- 87 Rick Calhoun (Cal State Fullerton), 1986
- 86 Charlie Jones (Fresno State), 1992
- 86 Brian Roberson (Fresno State), 1995
- 84 Dwight Lowery (San José State), 2007
- 83 Jaron Dabney (BYU), 1997
- 80 S. Jackson (Whitworth), 1968

### **LONGEST FIELD GOALS**

- 55 Gene Lemmers (Long Beach State), 1989
- 53 Lucas Havrisik (Arizona), 2019
- 53 John Baron (San Diego State), 2018
- 53 Steve Tobin (Wyoming), 1980
- 53 Jake Rogers (Cincinnati), 2008
- 52 Bryce Crawford (San José State), 2017
- 52 Tyler Jones (Boise State), 2002
- 52 Brandon Coutu (Georgia), 2007
- 52 Jake Thompson (Utah State), 2013
- 52 Andre Heidari (USC), 2013
- 52 Tino Amancio (Idaho), 2008

### **LONGEST PUNTS**

- 82 Monte Robbins (Michigan), 1986
- 79 Matt Araiza (San Diego State), 2021
- 77 Mark Stock (New Mexico Highlands), 1970
- 75 Kyle Brotzman (Boise State), 2008
- 73 Kyle Hughes (New Mexico State), 2009
- 73 Henry Castellanos (UTEP), 1985

### **LONGEST INTERCEPTION RETURNS**

- 100 Harold Hicks (San Diego State), 1986
- 94 R. Ockimey (San José State), 2000
- 93 Mark Green (UNLV), 1973
- 92 Milton Bugg III (Air Force), 2019
- 85 Otha West (UTEP), 1991

\* - non-scoring play

# OPPONENT RECORDS

## TEAM

### **MOST YARDS GAINED RUSHING**

545 Air Force, 2001  
503 Fresno State, 2004  
499 Wisconsin, 1996  
492 Air Force, 2015  
479 Nebraska, 1982

### **MOST YARDS PASSING**

537 Colorado State, 2018  
527 Colorado State, 2021  
518 Long Beach State, 1988  
515 Brigham Young, 2001  
513 San Diego State, 1982

### **MOST YARDS TOTAL OFFENSE**

793 Wyoming, 2013  
775 Nevada, 1948  
737 Boise State, 2010  
684 Oregon, 1969  
679 Fresno State, 2004

### **OPPONENT SCORING (OVERALL)**

75	0-75	Pacific	12/16/49
74	20-74	Stanford	01/02/50
73	12-73	Nevada	12/17/48
70	14-70	at Fresno State	11/12/04
69	24-69	Nevada	09/22/12
69	3-69	at Boise State	10/29/04

### **OPPONENT SCORING (HOME)**

75	0-75	Pacific	12/16/49
74	20-74	Stanford	01/02/50
73	12-73	Nevada	12/17/48
69	24-69	Nevada	09/22/12
63	10-63	Vanderbilt	08/27/22
63	17-63	USC	09/03/05

### **OPPONENT SCORING (AWAY)**

70	14-70	at Fresno State	11/12/04
69	3-69	at Boise State	10/29/04
68	21-68	at Michigan State	10/02/48
66	0-66	at Wyoming	09/14/96
63	3-63	at Michigan	09/03/16
63	0-63	at Colorado State	10/04/97

### **OPPONENT SCORING (CONFERENCE)**

70	14-70	at Fresno State	11/12/04
69	24-69	Nevada	09/22/12
69	3-69	at Boise State	10/29/04
66	0-66	at Wyoming	09/14/96
63	0-63	at Colorado State	10/04/97

### **OPPONENT SCORING (CHING COMPLEX)**

63	10-63	Vanderbilt	08/27/22
49	17-49	Western Kentucky	09/03/22
45	50-45	Colorado State	11/20/21
41	17-49	Utah State	11/12/22
35	49-35	Portland State	09/04/21

*statistics incomplete prior to 1967 season*

# QUARTERBACK DEBUTS

## QB STARTING DEBUTS (SINCE 1979)

Year	Quarterback	Class	Opponent	Result	Rushing	Passing
2022	Joey Yellen	Jr.	Western Kentucky	L, 17-49	2-(-11), 0 TD	4-11-1, 36, 0 TD
2021	Brayden Schager	Fr.	#18 Fresno State	W, 27-24	4-7, 0 TD	11-27-0, 116, 2 TD
2018	Chevan Cordeiro	Fr.	Wyoming	W, 17-13	12-23, 0 TD	19-29-1, 148, 2 TD
2018	Cole McDonald	So.	at Colorado State	W, 43-34	13-96, 2 TD	26-37-0, 418, 3 TD
2016	Dru Brown	So.	Nevada	W, 38-17	7-31, 0 TD	15-18-0, 222, 2 TD
2015	Max Wittek	Sr.	Colorado	W, 28-20	4-(-17), 0 TD	19-38-2, 202, 3 TD
2013	Ikaika Woolsey	R-Fr.	#25 Fresno State	L, 37-42	12-4, 0 TD	7-19-1, 56, 0 TD
2013	Taylor Graham	Jr.	#24 USC	L, 13-30	7-(-36), 0 TD	16-41-4, 208, 1 TD
2012	Jeremy Higgins	So.	at Air Force	L, 7-21	3-(-26), 0 TD	14-23-0, 125, 1 TD
2012	Sean Schroeder	Jr.	at #1 USC	L, 10-49	11-(-10), 0 TD	24-39-2, 208, 1 TD
2011	David Graves	So.	Tulane	W, 35-23	8-57, 1 TD	21-38-2, 268, 2 TD
2009	Shane Austin	So.	at San José State	W, 17-10	5-(-29), 1 TD	28-46-0, 299, 0 TD
2009	Bryant Moniz	So.	Fresno State	L, 17-42	8-11, 0 TD	24-52-2, 283, 2 TD
2008	Inoke Funaki	Jr.	Weber State	W, 36-17	7-20, 0 TD	7-14-0, 87, 0 TD
2008	Greg Alexander	Jr.	at #5 Florida	L, 10-56	5-(-29), 0 TD	11-21-2, 57, 0 TD
2005	Colt Brennan	So.	at Michigan State	L, 14-42	7-37, 0 TD	23-31-0, 219, 2 TD
2005	Tyler Graunke	R-Fr.	#1 USC	L, 17-63	7-43, 0 TD	12-17-0, 127, 1 TD
2003	Jason Whieldon	Sr.	Appalachian State	W, 40-17	7-(-6), 0 TD	21-35-2, 359, 3 TD
2000	Timmy Chang	Fr.	Tulsa	L, 14-24	3-(-16), 0 TD	31-48-2, 313, 1 TD
2000	Nick Rolovich	Jr.	Portland State	L, 20-45	4-(-17), 0 TD	28-57-2, 367, 2 TD
1998	Dan Robinson	Jr.	at Utah	L, 21-30	6-(-13), 0 TD	15-32-0, 280, 1 TD
1997	Tim Carey	Sr.	Minnesota	W, 17-3	10-(-32), 1 TD	9-24-1, 72, 0 TD
1996	Josh Skinner	Fr.	at Wyoming	L, 0-66	11-7, 0 TD	7-19-1, 72, 0 TD
1994	John Hao	Jr.	New Mexico	L, 21-38	21-79, 1 TD	28-45, 344, 1 TD
1994	Johnny Macon	R-Fr.	Fresno State	L, 16-31	14-21, 1 TD	1-2-0, 20, 0 TD
1994	Glenn Freitas	So.	Oregon	W, 36-16	22-117, 2 TD	5-15-1, 92, 0 TD
1994	Rodney Glover	Jr.	BYU	L, 12-13	11-25, 1 TD	10-24-1, 141, 0 TD
1991	Ivin Jasper	So.	at BYU	L, 18-35	3-6, 0 TD	3-10-1, 127, 1 TD
1991	Michael Carter	So.	at Wyoming	W, 32-17	33-214, 2 TD	8-17-0, 112, 0 TD
1987	Garrett Gabriel	R-Fr.	Wyoming	L, 20-24	9-10, 0 TD	7-9-0, 73, 0 TD
1987	Walter Briggs	So.	Utah	W, 25-14	13-50, 0 TD	2-6-2, 4, 0 TD
1987	Ken Niumatalolo	So.	Yale	W, 62-10	16-83, 0 TD	1-7, 17, 0 TD
1985	Warren Jones	R-Fr.	at UTEP	W, 23-7	1-(-7), 0 TD	11-19-0, 130, 0 TD
1985	Kurt Simon	R-Fr.	Long Beach State	L, 30-33	2-(-19), 0 TD	1-1-0, 13, 0 TD
1985	Gregg Tipton	Jr.	Kansas	L, 27-33	14-6, 1 TD	21-38-0, 337, 3 TD
1982	Raphael Cherry	So.	Montana	W, 40-0	6-21, 1 TD	4-6, 48, 1 TD
1981	Bernard Quarles	Jr.	Colorado State	W, 59-6	3-62, 2 TD	5-7, 69, 1 TD
1981	Tim Lyons	Jr.	Cal State Fullerton	W, 38-12	6-20, 1 TD	13-23, 162, 0 TD
1979	Blane Gaison	Jr.	Arizona State	W, 29-17	15-57, 3 TD	1-7, 0, 0 TD
1979	Steve Rakhshani	Jr.	New Mexico	W, 20-3	6-13, 0 TD	6-13, 27, 1 TD
1979	Mike Stennis	Jr.	Utah	L, 23-27	9-24, 0 TD	4-10, 43, 0 TD



Cole McDonald accounted for 514 total yards (418 passing, 96 rushing) and five touchdowns at Colorado State in 2018, the most prolific performance ever by a UH quarterback in his starting debut.



# QUARTERBACK STARTS

## QB STARTS (SINCE 1979)

### Career Starts

Rk	Player	Starts	Years
1.	Timmy Chang	50	2000-04
2.	Colt Brennan	35	2005-07
3.	Michael Carter	34	1990-93
4.	Bryant Moniz	32	2009-11
5.	Garrett Gabriel	28	1987-90
6.	Cole McDonald	24	2017-19
	Raphel Cherry	24	1981-84
8.	Chevan Cordeiro	23	2018-21
	Ikaika Woolsey	23	2013-16
	Dan Robinson	23	1998-99

### Consecutive Starts

Rk	Player	Starts	Dates
1.	Bryant Moniz	26	Nov. 28, 2009-Nov. 12, 2011
2.	Garrett Gabriel	25	Sept. 2, 1989-Dec. 1, 1990
3.	Dru Brown	22	Oct. 1, 2016-Nov. 25, 2017
	Michael Carter	22	Oct. 10, 1992-Dec. 4, 1993
	Raphel Cherry	22	Sept. 10, 1983-Dec. 1, 1984
6.	Colt Brennan	17	Sept. 2, 2006-Sept. 15, 2007
	Dan Robinson	17	Nov. 7, 1998-Dec. 25, 1999
8.	Gregg Tipton	15	Nov. 23, 1985-Dec. 6, 1986
9.	Chevan Cordeiro	14	Oct. 24, 2020-Oct. 23, 2021
	Timmy Chang	14	Aug. 31, 2002-Dec. 25, 2002

### Career Victories

Rk	Player	Wins	Years
1.	Timmy Chang	29	2000-04
2.	Colt Brennan	25	2005-07
3.	Bryant Moniz	18	2009-11
	Michael Carter	18	1990-93
5.	Garrett Gabriel	17	1987-90
6.	Raphel Cherry	14	1981-84
7.	Chevan Cordeiro	13	2018-21
	Cole McDonald	13	2017-19
9.	Warren Jones	12	1985, '87-88
10.	Gregg Tipton	10	1985-86

### Career Win Percentage (min. 2 yrs/15 games)

Rk	Player	Pct.	Record	Years
1.	Colt Brennan	.714	25-10	2005-07
2.	Warren Jones	.706	12-5	1985, 87-88
3.	Garrett Gabriel	.625	17-10-1	1987-90
4.	Raphel Cherry	.604	14-9-1	1981-84
5.	Mike Stennis	.600	9-6	1976-77, 79-80
6.	Timmy Chang	.580	29-21	2000-04

since 1979

## W-L RECORDS

Quarterback (Years)	Record
Timmy Chang (2000-04)	29-21
Colt Brennan (2005-07)	25-10
Michael Carter (1991-92)	18-15-1
Bryant Moniz (2009-11)	18-14
Garrett Gabriel (1987-89)	17-10-1
Raphel Cherry (1982-84)	14-9-1
Chevan Cordeiro (2018-21)	13-10
Cole McDonald (2018-19)	13-11
Warren Jones (1985)	12-5
Gregg Tipton (1985)	10-10-2
Dan Robinson (1998-99)	9-14
Dru Brown (2016-17)	9-13
Mike Stennis (1979)	9-6
Nick Rolovich (2000-01)	8-4
Glenn Freitas (1994-96)	7-12-1
Tim Lyons (1981)	7-2
Bernard Quarles (1981)	6-5
Ikaika Woolsey (2013-16)	5-18
Greg Alexander (2008-09)	5-6
Brayden Schager (2021)	4-9
Sean Schroeder (2012-13)	4-14
Inoke Funaki (2008)	4-2
Tyler Graunke (2005-08)	3-2
Blane Gaison (1979)	3-0
Johnny Macon (1994)	2-7
Max Wittek (2015)	2-6
Tim Carey (1997)	2-2
Steve Rakhshani (1979)	2-2
Jason Whieldon (2003)	2-1
Ivin Jasper (1991)	2-1
Josh Skinner (1996)	1-10
Taylor Graham (2013-14)	1-3
Joey Yellen (2022)	1-2
Walter Briggs (1987)	1-2
Shane Austin (2009)	1-1
David Graves (2011)	1-1
Ken Niumatalolo (1987)	1-0
John Hao (1994-95)	0-5
Jeremy Higgins (2012)	0-1
Rodney Glover (1994)	0-1
Kurt Simon (1985)	0-1

# 100-YARD RUSHING GAMES

Yds	Player	Opponent	Date
115	Dedrick Parson	UNLV	Nov. 19, 2022
101	Dedrick Parson	Utah State	Nov. 12, 2022
103	Tylan Hines	Wyoming	Oct. 29, 2022
136	Dedrick Parson	Nevada	Oct. 15, 2022
161	Dedrick Parson	New Mexico St	Oct. 23, 2021
174	Dae Dae Hunter	at Nevada	Oct. 16, 2021
127	Dae Dae Hunter	Fresno St	Oct. 2, 2021
128	Dae Dae Hunter	Portland St	Sept. 9, 2021
116	Chevan Cordeiro	at Fresno St	Oct. 24, 2020
109	Miles Reed	at Fresno St	Oct. 24, 2020
124	Miles Reed	San Jose St	Nov. 9, 2019
140	Cole McDonald	at New Mexico	Oct. 26, 2019
101	Dayton Furuta	Wyoming	Sept. 29, 2018
114	Dayton Furuta	Duquesne	Sept. 22, 2018
100	Fred Holly III	Rice	Sept. 8, 2018
122	Diocemy Saint Juste	at Utah St	Nov. 18, 2017
104	Diocemy Saint Juste	Fresno St	Nov. 11, 2017
111	Diocemy Saint Juste	at UNLV	Nov. 4, 2017
202	Diocemy Saint Juste	San José St	Oct. 14, 2017
241	Diocemy Saint Juste	at Nevada	Oct. 7, 2017
120	Diocemy Saint Juste	at Wyoming	Sept. 23, 2017
154	Diocemy Saint Juste	at UCLA	Sept. 9, 2017
202	Diocemy Saint Juste	Western Carolina	Sept. 2, 2017
170	Diocemy Saint Juste	Middle Tennessee	Dec. 24, 2016
122	Diocemy Saint Juste	Massachusetts	Nov. 26, 2016
145	Paul Harris	Boise State	Nov. 12, 2016
205	Diocemy Saint Juste	Nevada	Oct. 1, 2016
118	Diocemy Saint Juste	vs. California	Aug. 27, 2016
166	Paul Harris	La.-Monroe	Nov. 28, 2015
179	Paul Harris	San José State	Nov. 21, 2015
126	Paul Harris	Fresno State	Nov. 14, 2015
190	Paul Harris	at UNLV	Nov. 7, 2015
114	Paul Harris	at New Mexico	Oct. 17, 2015
147	Paul Harris	UC Davis	Sept. 19, 2015
219	Joey Iosefa	UNLV	Nov. 22, 2014
135	Diocemy Saint Juste	Wyoming	Oct. 11, 2014
123	Steven Lakalaka	at Colorado	Sept. 20, 2014
124	Steven Lakalaka	Northern Iowa	Sept. 13, 2014
143	Joey Iosefa	Washington	Aug. 30, 2014
154	Joey Iosefa	Army	Nov. 30, 2013
104	Steven Lakalaka	Army	Nov. 30, 2013
150	Joey Iosefa	San Diego St.	Nov. 16, 2013
191	Joey Iosefa	at Navy	Nov. 9, 2013
106	Joey Iosefa	at Colorado St.	Oct. 27, 2012
121	Bryant Moniz	Colorado	Sept. 3, 2011
136	Alex Green	UNLV	Dec. 4, 2010
327	Alex Green	at New Mexico St.	Nov. 22, 2010
107	Alex Green	at Boise State	Nov. 6, 2010
172	Alex Green	at Utah State	Oct. 23, 2010
167	Leon Wright-Jackson	Utah State	Nov. 7, 2009
110	Alex Green	Utah State	Nov. 7, 2009
159	Nate Ilaoa	Purdue	Nov. 25, 2006
100	Nate Ilaoa	San José State	Nov. 18, 2006
151	Nate Ilaoa	Nevada	Oct. 7, 2006
104	Nate Ilaoa	UNLV	Sept. 16, 2006
151	Nate Ilaoa	San Diego State	Dec. 3, 2005
101	Michael Brewster	at Fresno State	Nov. 12, 2004

Yds	Player	Opponent	Date
150	Michael Brewster	Nevada	Oct. 9, 2004
146	Mike Bass	UTEP	Oct. 13, 2001
116	Thero Mitchell	at SMU	Oct. 6, 2001
126	James Fenderson	Louisiana Tech	Nov. 18, 2000
147	James Fenderson	Nevada	Nov. 11, 2000
124	James Fenderson	at Fresno State	Nov. 4, 2000
107	James Fenderson	at TCU	Oct. 7, 2000
125	Avion Weaver	San José State	Nov. 6, 1999
120	Charles Tharp	San José State	Nov. 7, 1998
152	Charles Tharp	at UTEP	Oct. 31, 1998
100	Charles Tharp	Arkansas State	Sept. 26, 1998
114	Charles Tharp	Notre Dame	Nov. 30, 1997
107	Charles Tharp	NE Louisiana	Nov. 22, 1997
143	Charles Tharp	Fresno State	Oct. 11, 1997
101	Charles Tharp	CS Northridge	Sept. 6, 1997
144	Russell Grant	UNLV	Oct. 19, 1996
103	Carlos Shaw	Boise State	Sept. 21, 1996
136	Johnny Macon	Air Force	Nov. 25, 1995
141	Johnny Macon	Fresno State	Nov. 4, 1995
106	Brett Washington	Fresno State	Nov. 4, 1995
118	Tony Thomas	Central Florida	Oct. 21, 1995
139	George Ornellas	at UNLV	Sept. 30, 1995
122	Glenn Freitas	UTEP	Sept. 23, 1995
118	Brett Washington	UTEP	Sept. 23, 1995
107	Tupu Alualu	Texas	Sept. 2, 1995
122	Tupu Alualu	Wyoming	Nov. 19, 1994
117	Glenn Freitas	Oregon	Sept. 10, 1994
127	Michael Carter	Tulane	Dec. 4, 1993
110	Tupu Alualu	Tulane	Dec. 4, 1993
129	Michael Carter	Utah	Nov. 6, 1993
103	Calvin Melvin	UTEP	Sept. 25, 1993
172	Calvin Melvin	at BYU	Sept. 11, 1993
166	Brian Gordon	at BYU	Sept. 11, 1993
120	Calvin Melvin	Middle Tennessee	Sept. 4, 1993
125	Travis Sims	Pittsburgh	Dec. 5, 1992
101	Travis Sims	Tulsa	Nov. 28, 1992
157	Travis Sims	Wyoming	Nov. 21, 1992
165	Travis Sims	Colorado State	Nov. 7, 1992
202	Travis Sims	at UTEP	Oct. 31, 1992
101	Brian Gordon	at UTEP	Oct. 31, 1992
180	Travis Sims	Fresno State	Oct. 16, 1992
125	Travis Sims	at Utah	Oct. 10, 1992
113	Travis Sims	at Air Force	Sept. 12, 1992
132	Travis Sims	at Oregon	Sept. 5, 1992
133	Michael Carter	Notre Dame	Nov. 30, 1991
157	Travis Sims	Air Force	Nov. 23, 1991
116	Eddie Kealoha	at San José State	Nov. 16, 1991
117	Michael Carter	UTEP	Nov. 9, 1991
108	Michael Carter	Utah	Nov. 2, 1991
124	Michael Carter	Pacific	Sept. 21, 1991
104	Jamal Farmer	Pacific	Sept. 21, 1991
166	Jamal Farmer	Utah	Sept. 14, 1991
124	Michael Carter	Utah	Sept. 14, 1991
214	Michael Carter	at Wyoming	Aug. 31, 1991
115	Jamal Farmer	at Wyoming	Aug. 31, 1991
126	Dane McArthur	BYU	Dec. 1, 1990
115	Jamal Farmer	New Mexico	Nov. 3, 1990

# 100-YARD RUSHING GAMES

Yds	Player	Opponent	Date	Yds	Player	Opponent	Date
242	Jamal Farmer	Air Force	Dec. 9, 1989	109	Norris Birdsong	Cal St Fullerton	Oct. 30, 1976
101	Jamal Farmer	Oregon State	Nov. 25, 1989	103	Mike Vierra	Texas A&I	Sept. 13, 1975
123	Lamar Young	Pacific	Nov. 11, 1989	105	Regis Grice	Rutgers	Nov. 30, 1974
118	Billy Stephens	at San Diego St.	Oct. 15, 1988	103	Arnold Morgado	Fresno State	Nov. 23, 1974
126	Hekoti Fakava	BYU	Oct. 12, 1988	116	Regis Grice	Long Beach St	Oct. 19, 1974
109	Warren Jones	BYU	Oct. 12, 1988	127	Albert Holmes	Utah	Dec. 1, 1973
101	Hekoti Fakava	San José State	Sept. 17, 1988	160	Regis Grice	Puget Sound	Oct. 20, 1973
132	Hekoti Fakava	at Colorado State	Sept. 10, 1988	129	Regis Grice	Texas Southern	Sept. 29, 1973
194	Walter Briggs	New Mexico	Oct. 10, 1987	110	Regis Grice	at Fresno State	Sept. 22, 1973
144	Hekoti Fakava	New Mexico	Oct. 10, 1987	115	Albert Holmes	at Washington	Sept. 15, 1973
157	Hekoti Fakava	Cal St Fullerton	Sept. 5, 1987	133	Albert Holmes	Stanford	Dec. 2, 1972
140	Danny Crowell	Wyoming	Nov. 29, 1986	160	Albert Holmes	San José State	Nov. 25, 1972
112	Coyle Permetter	Fresno State	Nov. 15, 1986	133	Albert Holmes	Northern Arizona	Nov. 11, 1972
153	Hekoti Fakava	New Mexico	Oct. 4, 1986	146	Albert Holmes	Montana	Oct. 21, 1972
145	Danny Crowell	UTEP	Sept. 20, 1986	121	Albert Holmes	Cal St Fullerton	Oct. 14, 1972
112	Nuu Fa'aola	BYU	Dec. 7, 1985	119	Albert Holmes	Cal Lutheran	Sept. 23, 1972
138	Nuu Fa'aola	San Diego State	Nov. 30, 1985	113	Larry Sherrer	New Mexico	Nov. 27, 1971
117	Coyle Permetter	at UTEP	Nov. 9, 1985	103	Dennis Wyckoff	Long Beach St	Nov. 20, 1971
150	Coyle Permetter	Colorado State	Nov. 2, 1985	129	Larry Sherrer	UC Santa Barbara	Oct. 30, 1971
122	Coyle Permetter	New Mexico	Oct. 26, 1985	180	Larry Sherrer	NM Highlands	Oct. 23, 1971
171	Nuu Fa'aola	Pacific	Oct. 19, 1985	196	Larry Sherrer	Santa Clara	Oct. 16, 1971
114	Nuu Fa'aola	at Fresno State	Oct. 5, 1985	159	Larry Sherrer	Cal State LA	Oct. 9, 1971
133	Nuu Fa'aola	Utah	Sept. 14, 1985	149	Larry Sherrer	Pacific	Nov. 21, 1970
136	Raphel Cherry	New Mexico	Nov. 24, 1984	172	Larry Sherrer	Linfield	Nov. 11, 1970
116	George Fletcher	New Mexico	Nov. 24, 1984	128	Bill Massey	at UNLV	Nov. 7, 1970
242	Anthony Edgar	Air Force	Nov. 27, 1982	129	Bill Massey	Cal State LA	Oct. 31, 1970
112	Anthony Edgar	Wyoming	Oct. 2, 1982	105	Don Mahi	Cal State LA	Oct. 31, 1970
105	Joe Nobles	UTEP	Sept. 25, 1982	139	Bill Massey	at UCSB	Oct. 24, 1970
157	Anthony Edgar	Montana	Sept. 11, 1982	102	Richard Thompson	Cal Poly Pomona	Oct. 10, 1970
162	Gary Allen	Colorado State	Nov. 28, 1981	154	Larry Sherrer	Santa Clara	Oct. 3, 1970
121	Gary Allen	Pacific	Nov. 21, 1981	105	Bill Massey	Oregon	Nov. 29, 1969
153	Anthony Edgar	at UTEP	Nov. 7, 1981	180	Bill Massey	Cal State LA	Nov. 1, 1969
118	David Toloumu	UNLV	Oct. 31, 1981	125	Bill Massey	at Santa Clara	Oct. 18, 1969
117	Anthony Edgar	UNLV	Oct. 31, 1981	104	Larry Sherrer	at Santa Clara	Oct. 18, 1969
189	Gary Allen	at San Diego St	Oct. 24, 1981	164	Bobby Ahu	at Puget Sound	Oct. 4, 1969
127	Gary Allen	Idaho	Sept. 26, 1981	159	Bill Massey	NM Highlands	Sept. 20, 1969
112	Anthony Edgar	Cal St Fullerton	Sept. 19, 1981	108	Emory Holmes	Linfield	Nov. 16, 1968
108	Gary Allen	Cal St Fullerton	Sept. 19, 1981	114	Emory Holmes	at Cal State LA	Nov 2, 1968
107	David Toloumu	San Diego State	Nov. 8, 1980	156	Emory Holmes	Puget Sound	Sept. 28, 1968
105	Gary Allen	San Diego State	Nov. 8, 1980	109	Jim Roberts	Utah	Dec. 2, 1967
146	Gary Allen	BYU	Oct. 25, 1980	100	Dick Hough	at Cal Western	Nov. 18, 1967
155	Gary Allen	Arizona State	Dec. 1, 1979	160	Don Hadan	UCSB	Nov. 11, 1967
106	Gary Allen	Colorado State	Nov. 24, 1979	270	Pete Wilson	BYU	Nov. 17, 1950
141	Gary Allen	Temple	Nov. 3, 1979				
202	Gary Allen	at UTEP	Oct. 27, 1979				
112	Gary Allen	Prairie View A&M	Oct. 20, 1979				
106	Gary Allen	Santa Clara	Oct. 13, 1979				
145	David Toloumu	UNLV	Sept. 29, 1979				
138	Gary Allen	BYU	Nov. 25, 1978				
147	Keith Hill	New Mexcio St	Nov. 11, 1978				
107	Gary Allen	New Mexcio St	Nov. 11, 1978				
185	George Bell	Cal St Fullerton	Sept. 30, 1978				
104	Wilbert Haslip	Cal St Fullerton	Sept. 30, 1978				
127	Wilbert Haslip	New Mexico	Sept. 9, 1978				
105	Gerald Green	Bowling Green	Nov. 19, 1977				
132	George Bell	SW Louisiana	Oct. 1, 1977				
221	Wilbert Haslip	Idaho	Sept. 24, 1977				
124	Gerald Green	New Mexico	Sept. 10, 1977				

# 100-YARD RECEIVING GAMES

Yds	Player	Opponent	Date
108	Zion Bowens	at San Diego State	Oct. 8, 2022
138	Caleb Phillips	at New Mexico St	Sept. 24, 2022
101	Jonah Panoke	Vanderbilt	Aug. 27, 2022
172	Zion Bowens	Colorado State	Nov. 20, 2021
139	Nick Mardner	at UNLV	Nov. 13, 2021
115	Dedrick Parson	at Utah State	Oct. 30, 2021
110	Calvin Turner	at Utah State	Oct. 30, 2021
120	Nick Mardner	at New Mexico St	Sept. 25, 2021
110	Nick Mardner	at Oregon State	Sept. 11, 2021
106	Calvin Turner	at Oregon State	Sept. 11, 2021
116	Calvin Turner	at San Diego St.	Nov. 14, 2020
147	Nick Mardner	New Mexico	Nov. 9, 2020
159	Jojo Ward	BYU	Dec. 24, 2019
142	Jared Smart	BYU	Dec. 24, 2019
123	Jared Smart	Army	Nov. 30, 2019
122	Cedric Byrd	Army	Nov. 30, 2019
106	Jared Smart	at UNLV	Nov. 16, 2019
170	Jojo Ward	San José State	Nov. 9, 2019
120	Kumoku Noa	at New Mexico	Oct. 26, 2019
140	Jared Smart	Air Force	Oct. 19, 2019
114	Melquise Stovall	at Boise State	Oct. 12, 2019
123	Jason-M Sharsh	at Nevada	Sept. 28, 2019
121	Jared Smart	Central Arkansas	Sept. 21, 2019
189	Jojo Ward	Oregon State	Sept. 7, 2019
224	Cedric Byrd	Arizona	Aug. 24, 2019
140	Cedric Byrd	at San Diego St	Nov. 24, 2018
120	Jojo Ward	at San Diego St	Nov. 24, 2018
148	John Ursua	UNLV	Nov. 17, 2018
109	Jojo Ward	UNLV	Nov. 17, 2018
123	John Ursua	vs Nevada	Oct. 20, 2018
148	John Ursua	at San José St	Sept. 29, 2018
123	John Ursua	at Army	Sept. 15, 2018
133	John Ursua	Rice	Sept. 8, 2018
167	John Ursua	Navy	Sept. 1, 2018
161	Jojo Ward	Navy	Sept. 1, 2018
181	Cedric Byrd	at Colorado St	Aug. 25, 2018
123	John Ursua	at Colorado St	Aug. 25, 2018
103	Dylan Collie	BYU	Nov. 25, 2017
126	John Ursua	at Nevada	Oct. 7, 2017
100	Dylan Collie	Colorado State	Sept. 30, 2017
102	John Ursua	at Wyoming	Sept. 23, 2017
104	Dylan Collie	Western Carolina	Sept. 2, 2017
272	John Ursua	at Massachusetts	Aug. 26, 2017
120	John Ursua	Middle Tennessee	Dec. 24, 2016
151	Marcus Kemp	at Air Force	Oct. 22, 2016
108	John Ursua	at Air Force	Oct. 22, 2016
126	Marcus Kemp	UNLV	Oct. 15, 2016
103	Marcus Kemp	UT Martin	Sept. 10, 2016
101	Devan Stubblefield	San José State	Nov. 21, 2015
105	Marcus Kemp	Fresno State	Nov. 14, 2015
113	Dylan Collie	at New Mexico	Oct. 17, 2015
134	Quinton Pedroza	at Wisconsin	Sept. 26, 2015
119	Marcus Kemp	UC Davis	Sept. 19, 2015
108	Devan Stubblefield	UC Davis	Sept. 19, 2015
116	Marcus Kemp	Colorado	Sept. 3, 2015
117	Marcus Kemp	at Fresno State	Nov. 29, 2014
114	Marcus Kemp	UNLV	Nov. 22, 2014
123	Quinton Pedroza	Utah State	Nov. 1, 2014
118	Quinton Pedroza	Wyoming	Oct. 11, 2014

Yds	Player	Opponent	Date
102	Marcus Kemp	Oregon State	Sept. 6, 2014
116	Chris Gant	Army	Nov. 30, 2013
174	Chris Gant	at Wyoming	Nov. 23, 2013
159	Chris Gant	Colorado State	Oct. 26, 2013
102	Chris Gant	at UNLV	Oct. 12, 2013
128	Vasquez Haynes	San José State	Oct. 4, 2013
133	Chris Gant	Fresno State	Sept. 28, 2013
111	Trevor Davis	BYU	Dec. 3, 2011
136	Billy Ray Stutzmann	Fresno State	Nov. 19, 2011
133	Jeremiah Ostrowski	at Nevada	Nov. 12, 2011
151	Royce Pollard	at Idaho	Oct. 29, 2011
104	Billy Ray Stutzmann	at San José St.	Oct. 14, 2011
216	Royce Pollard	at La Tech	Oct. 1, 2011
145	Royce Pollard	UC Davis	Sept. 24, 2011
136	Billy Ray Stutzmann	at UNLV	Sept. 17, 2011
128	Royce Pollard	at Washington	Sept. 10, 2011
214	Greg Salas	Tulsa	Dec. 24, 2010
129	Royce Pollard	Tulsa	Dec. 24, 2010
157	Kealoha Pilares	UNLV	Dec. 4, 2010
191	Greg Salas	at New Mexico St	Nov. 27, 2010
154	Kealoha Pilares	San José State	Nov. 20, 2010
144	Greg Salas	San José State	Nov. 20, 2010
168	Greg Salas	Idaho	Oct. 30, 2010
158	Greg Salas	at Utah State	Oct. 23, 2010
105	Rodney Bradley	at Utah State	Oct. 23, 2010
153	Greg Salas	Nevada	Oct. 16, 2010
148	Greg Salas	at Fresno State	Oct. 9, 2010
217	Kealoha Pilares	Louisiana Tech	Oct. 2, 2010
197	Greg Salas	Louisiana Tech	Oct. 2, 2010
131	Greg Salas	Charleston So.	Sept. 25, 2010
117	Kealoha Pilares	at Colorado	Sept. 18, 2010
104	Kealoha Pilares	at Army	Sept. 11, 2010
176	Kealoha Pilares	USC	Sept. 2, 2010
124	Greg Salas	USC	Sept. 2, 2010
106	Royce Pollard	USC	Sept. 2, 2010
147	Greg Salas	Navy	Nov. 28, 2009
102	Kealoha Pilares	Navy	Nov. 28, 2009
149	Jon Medeiros	at San José State	Nov. 21, 2009
196	Greg Salas	New Mexico State	Nov. 14, 2009
187	Greg Salas	Utah State	Nov. 7, 2009
111	Greg Salas	at Idaho	Oct. 17, 2009
109	Jovonte Taylor	at Nevada	Oct. 31, 2009
122	Greg Salas	at Louisiana Tech	Sept. 30, 2009
189	Rodney Bradley	at UNLV	Sept. 19, 2009
146	Kealoha Pilares	at UNLV	Sept. 19, 2009
104	Greg Salas	at UNLV	Sept. 19, 2009
195	Greg Salas	at Washington St	Sept. 12, 2009
150	Rodney Bradley	at Washington St	Sept. 12, 2009
180	Greg Salas	Central Arkansas	Sept. 4, 2009
109	Aaron Bain	Notre Dame	Dec. 24, 2008
131	Greg Salas	Washington State	Nov. 29, 2008
144	Malcolm Lane	Idaho	Nov. 22, 2008
100	Michael Washington	Nevada	Oct. 25, 2008
109	Michael Washington	Weber State	Sept. 6, 2008
105	Jason Rivers	vs. Georgia	Jan. 1, 2008
167	Jason Rivers	Washington	Dec. 1, 2007
121	Ryan Grice-Mullen	Washington	Dec. 1, 2007
181	Davone Bess	Boise State	Nov. 23, 2007
113	Jason Rivers	Boise State	Nov. 23, 2007

# 100-YARD RECEIVING GAMES

<u>Yds</u>	<u>Player</u>	<u>Opponent</u>	<u>Date</u>	<u>Yds</u>	<u>Player</u>	<u>Opponent</u>	<u>Date</u>
111	C.J. Hawthorne	Boise State	Nov. 23, 2007	155	Chad Owens	Northwestern	Nov. 27, 2004
137	Davone Bess	at Nevada	Nov. 16, 2007	167	Jason Rivers	Idaho	Nov. 20, 2004
112	C.J. Hawthorne	at Nevada	Nov. 16, 2007	137	Jason Rivers	Louisiana Tech	Nov. 6, 2004
128	Ryan Grice-Mullen	Fresno State	Nov. 10, 2007	159	Britton Komine	San José State	Oct. 23, 2004
195	Ryan Grice-Mullen	New Mexico State	Oct. 27, 2007	147	Britton Komine	Nevada	Oct. 9, 2004
112	Davone Bess	New Mexico State	Oct. 27, 2007	182	Chad Owens	Tulsa	Oct. 2, 2004
175	Ryan Grice-Mullen	at San José State	Oct. 12, 2007	162	Jeremiah Cockheran	Houston	Dec. 25, 2003
140	Davone Bess	at San José State	Oct. 12, 2007	143	Jason Rivers	Houston	Dec. 25, 2003
138	Jason Rivers	at San José State	Oct. 12, 2007	124	Jeremiah Cockheran	Alabama	Nov. 29, 2003
130	Jason Rivers	Utah State	Oct. 6, 2007	168	Chad Owens	Army	Nov. 22, 2003
116	C.J. Hawthorne	Utah State	Oct. 6, 2007	117	Jason Rivers	Army	Nov. 22, 2003
113	Ryan Grice-Mullen	Utah State	Oct. 6, 2007	164	Chad Owens	at Nevada	Nov. 15, 2003
162	Davone Bess	at Idaho	Sept. 29, 2007	149	Chad Owens	at San José State	Nov. 1, 2003
104	C.J. Hawthorne	at UNLV	Sept. 15, 2007	138	Michael Brewster	UTEP	Oct. 25, 2003
176	Jason Rivers	at Louisiana Tech	Sept. 8, 2007	162	Chad Owens	at Louisiana Tech	Oct. 18, 2003
162	Ryan Grice-Mullen	at Louisiana Tech	Sept. 8, 2007	102	Jeremiah Cockheran	at Louisiana Tech	Oct. 18, 2003
118	Davone Bess	at Louisiana Tech	Sept. 8, 2007	115	Gerald Welch	Fresno State	Oct. 11, 2003
130	Ryan Grice-Mullen	Northern Colorado	Sept. 1, 2007	122	Jeremiah Cockheran	Rice	Sept. 27, 2003
101	Jason Rivers	Northern Colorado	Sept. 1, 2007	112	Britton Komine	at UNLV	Sept. 19, 2003
308	Jason Rivers	Arizona State	Dec. 24, 2006	117	Jeremiah Cockheran	at USC	Sept. 13, 2003
111	Ryan Grice-Mullen	Arizona State	Dec. 24, 2006	154	Jeremiah Cockheran	Appalachian St.	Aug. 30, 2003
116	Davone Bess	Oregon State	Dec. 2, 2006	158	Justin Colbert	Tulane	Dec. 25, 2002
117	Davone Bess	Purdue	Nov. 25, 2006	207	Jeremiah Cockheran	Alabama	Nov. 30, 2002
103	Jason Rivers	Purdue	Nov. 25, 2006	117	Nate Ilaoa	at Rice	Nov. 16, 2002
143	Davone Bess	Louisiana Tech	Nov. 11, 2006	156	Justin Colbert	San José State	Nov. 2, 2002
113	Jason Rivers	Louisiana Tech	Nov. 11, 2006	119	Neal Gossett	San José State	Nov. 2, 2002
155	Nate Ilaoa	at Utah State	Nov. 4, 2006	188	Justin Colbert	at Fresno State	Oct. 25, 2002
135	Ryan Grice-Mullen	at Utah State	Nov. 4, 2006	112	Jeremiah Cockheran	at Fresno State	Oct. 25, 2002
108	Jason Rivers	Idaho	Oct. 28, 2006	140	Britton Komine	Tulsa	Oct. 19, 2002
125	Ross Dickerson	at New Mexico St	Oct. 21, 2006	103	Justin Colbert	Tulsa	Oct. 19, 2002
115	Ross Dickerson	at Fresno St	Oct. 14, 2006	238	Britton Komine	Nevada	Oct. 12, 2002
139	Davone Bess	Nevada	Oct. 7, 2006	120	Justin Colbert	Nevada	Oct. 12, 2002
107	Ian Sample	Nevada	Oct. 7, 2006	182	Chad Owens	SMU	Sept. 28, 2002
122	Ian Sample	Eastern Illinois	Sept. 30, 2006	262	Ashley Lelie	BYU	Dec. 8, 2001
106	Jason Rivers	Eastern Illinois	Sept. 30, 2006	145	Channon Harris	BYU	Dec. 8, 2001
104	Davone Bess	at Boise State	Sept. 23, 2006	285	Ashley Lelie	Air Force	Nov. 24, 2001
124	Davone Bess	UNLV	Sept. 16, 2006	211	Ashley Lelie	Miami (OH)	Nov. 17, 2001
111	Ryan Grice-Mullen	UNLV	Sept. 16, 2006	151	Justin Colbert	Miami (OH)	Nov. 17, 2001
109	Ryan Grice-Mullen	at Alabama	Sept. 2, 2006	112	Channon Harris	Boise State	Nov. 10, 2001
167	Ryan Grice-Mullen	San Diego St	Dec. 3, 2005	122	Ashley Lelie	Fresno State	Oct. 26, 2001
139	Ryan Grice-Mullen	Wisconsin	Nov. 25, 2005	121	Ashley Lelie	at SMU	Oct. 6, 2001
112	Ross Dickerson	Utah State	Nov. 12, 2005	181	Ashley Lelie	Rice	Sept. 29, 2001
110	Davone Bess	Utah State	Nov. 12, 2005	163	Ashley Lelie	vs. Montana	Sept. 8, 2001
171	Davone Bess	at Nevada	Nov. 5, 2005	139	Justin Colbert	vs. Montana	Sept. 8, 2001
110	Ross Dickerson	at Nevada	Nov. 5, 2005	111	Ashley Lelie	UNLV	Dec. 2, 2000
158	Davone Bess	Fresno State	Oct. 29, 2005	109	Neal Gossett	UNLV	Dec. 2, 2000
125	Ryan Grice-Mullen	at San José State	Oct. 22, 2005	124	Justin Colbert	Wisconsin	Nov. 25, 2000
104	Chad Mock	at San José State	Oct. 22, 2005	122	Craig Stutzmann	Louisiana Tech	Nov. 18, 2000
102	Davone Bess	at San José State	Oct. 22, 2005	170	Ashley Lelie	Nevada	Nov. 11, 2000
147	Chad Mock	New Mexico State	Oct. 15, 2005	160	Craig Stutzmann	San José State	Oct. 28, 2000
137	Ryan Grice-Mullen	New Mexico State	Oct. 15, 2005	125	Ashley Lelie	San José State	Oct. 28, 2000
128	Davone Bess	New Mexico State	Oct. 15, 2005	117	Justin Colbert	San José State	Oct. 28, 2000
188	Ryan Grice-Mullen	Boise State	Oct. 1, 2005	118	Justin Colbert	at UTEP	Sept. 23, 2000
106	Davone Bess	Boise State	Oct. 1, 2005	104	Dwight Carter	Washington State	Nov. 27, 1999
106	Davone Bess	at Idaho	Sept. 24, 2005	208	Dwight Carter	Navy	Nov. 20, 1999
116	Ross Dickerson	USC	Sept. 3, 2005	148	Channon Harris	San José State	Nov. 6, 1999
148	Jason Rivers	UAB	Dec. 24, 2004	138	Dwight Carter	Rice	Oct. 9, 1999
114	Chad Owens	UAB	Dec. 24, 2004	125	Channon Harris	Rice	Oct. 9, 1999
283	Chad Owens	Michigan State	Dec. 4, 2004	152	Dwight Carter	UTEP	Oct. 2, 1999

# 100-YARD RECEIVING/300-YARD PASSING GAMES

Yds	Player	Opponent	Date
111	Channon Harris	UTEP	Oct. 2, 1999
127	Dwight Carter	at SMU	Sept. 25, 1999
220	Dwight Carter	Eastern Illinois	Sept. 11, 1999
109	Wesley Morris	Arkansas State	Sept. 26, 1998
154	Dwight Carter	Michigan	Nov. 28, 1998
124	Wesley Morris	Michigan	Nov. 28, 1998
146	Wesley Morris	at San Diego St.	Oct. 9, 1998
111	Eleu Kane	at Utah	Sept. 19, 1998
118	Wesley Morris	NE Louisiana	Nov. 22, 1997
109	Gary Ellison	Air Force	Nov. 1, 1997
115	Charles Tharp	San Diego State	Oct. 25, 1997
145	Dillan Micus	Air Force	Nov. 25, 1995
110	Dillan Micus	Fresno State	Nov. 4, 1995
131	Brannon Kennedy	Air Force	Dec. 3, 1994
111	Brannon Kennedy	at San Diego St.	Oct. 29, 1994
104	Phil Cunningham	New Mexico	Oct. 8, 1994
106	Brian Gordon	Tulane	Dec. 4, 1993
106	Brian Gordon	California	Nov. 27, 1993
114	Cy Hirota	Air Force	Nov. 20, 1993
126	Darrick Branch	UNLV	Oct. 24, 1992
109	Matthew Harding	UNLV	Oct. 24, 1992
102	Jeff Sydnor	Utah	Nov. 2, 1991
130	Darrick Branch	at BYU	Oct. 19, 1991
143	Jeff Sydnor	BYU	Dec. 1, 1990
127	Darrick Branch	Colorado State	Nov. 24, 1990
101	Jeff Sydnor	Wyoming	Nov. 17, 1990
124	Jeff Sydnor	at San Diego St.	Nov. 10, 1990
120	Larry Khan-Smith	at San Diego St.	Nov. 10, 1990
126	Dane McArthur	New Mexico	Nov. 3, 1990
111	Darrick Branch	Pacific	Oct. 27, 1990
131	Jeff Sydnor	at Utah	Sept. 22, 1990
123	Dane McArthur	Texas A&M	Sept. 1, 1990
161	Chris Roscoe	Pacific	Nov. 11, 1989
129	Chris Roscoe	UTEP	Nov. 4, 1989
158	Chris Roscoe	BYU	Oct. 28, 1989
131	Chris Roscoe	at Colorado State	Oct. 21, 1989
105	Chris Roscoe	Long Beach State	Oct. 29, 1988
111	Dane McArthur	UTEP	Oct. 8, 1988
110	Chris Roscoe	Arkansas	Dec. 5, 1987
131	Dane McArthur	Colorado State	Nov. 7, 1987
100	Marco Johnson	New Mexico	Oct. 4, 1986
131	David Dyas	Wisconsin	Sept. 6, 1986
153	Walter Murray	Colorado State	Nov. 2, 1985
118	Walter Murray	at Wyoming	Oct. 12, 1985
105	David Dyas	Utah	Sept. 14, 1985
105	Walter Murray	Utah	Sept. 14, 1985
140	Walter Murray	Kansas	Aug. 31, 1985
100	Walter Murray	San Diego State	Oct. 27, 1984
135	Walter Murray	Fresno State	Oct. 6, 1984
113	Walter Murray	Cal St. Fullerton	Sept. 8, 1984
201	Walter Murray	Oklahoma	Dec. 3, 1983
110	Walter Murray	at Air Force	Nov. 5, 1983
104	Walter Murray	San Diego State	Nov. 6, 1982
103	Ron Pennick	at UNLV	Nov. 15, 1980
111	Walt Little	Cal St Fullerton	Sept. 30, 1978
143	Mel deLaura	BYU	Sept. 14, 1974
206	Allen Brown	Puget Sound	Oct. 20, 1973
130	Allen Brown	at Fresno State	Sept. 22, 1973
151	Henry Sovio	UC Santa Barbara	Oct. 30, 1971

123	Dana Mead	UC Santa Barbara	Nov. 22, 1969
146	McKinley Reynolds	at Cal State LA	Nov. 2, 1968
109	Rich Leon	at Cal State LA	Nov. 2, 1968
143	Rich Leon	at UCSB	Oct. 12, 1968
118	Jim Schultz	Utah	Dec. 2, 1967
104	Larry Cook	Utah	Dec. 2, 1967
118	Jim Schultz	UCSB	Nov. 11, 1967
126	Jim Schultz	Idaho State	Nov. 4, 1967
117	Jim Schultz	at Humboldt St.	Oct. 21, 1967
105	Jim Schultz	Central Washington	Oct. 14, 1967
151	Jim Schultz	Lewis & Clark	Sept. 30, 1967
127	Jim Schultz	Linfield	Sept. 23, 1967

## 300-YARD PASSING GAMES

Yds	Player	Opponent	Date
306	Brayden Schager	Utah State	Nov. 12, 2022
323	Chevan Cordeiro	at Wyoming	Nov. 27, 2021
406	Chevan Cordeiro	Colorado State	Nov. 20, 2021
366	Chevan Cordeiro	at Oregon State	Sept. 11, 2021
305	Chevan Cordeiro	Portland State	Sept. 4, 2021
410	Chevan Cordeiro	New Mexico	Nov. 7, 2020
493	Cole McDonald	BYU	Dec. 24, 2019
309	Chevan Cordeiro	San José State	Nov. 9, 2019
404	Colt McDonald	Air Force	Oct. 19, 2019
312	Colt McDonald	at Nevada	Sept. 28, 2019
300	Cole McDonald	Central Arkansas	Sept. 21, 2019
421	Cole McDonald	Oregon State	Sept. 7, 2019
378	Cole McDonald	Arizona	Aug. 24, 2019
452	Cole McDonald	at San Diego St.	Nov. 24, 2018
331	Cole McDonald	Utah State	Nov. 3, 2018
341	Cole McDonald	at San José St.	Sept. 29, 2018
321	Cole McDonald	at Army	Sept. 15, 2018
319	Cole McDonald	Rice	Sept. 9, 2018
428	Cole McDonald	Navy	Sept. 1, 2018
418	Cole McDonald	at Colorado St.	Aug. 25, 2018
362	Dru Brown	Colorado St.	Sept. 30, 2017
391	Dru Brown	at Massachusetts	Aug. 26, 2017
311	Dru Brown	Massachusetts	Dec. 24, 2016
312	Dru Brown	Air Force	Oct. 22, 2016
356	Ikaika Woolsey	Utah State	Nov. 1, 2014
322	Sean Schroeder	Army	Nov. 30, 2013
499	Sean Schroeder	at Wyoming	Nov. 23, 2013
349	Sean Schroeder	Colorado State	Oct. 26, 2013
325	Sean Schroeder	at UNLV	Oct. 12, 2013
342	Sean Schroeder	San José State	Oct. 5, 2013
321	Sean Schroeder	Fresno State	Sept. 28, 2013
338	Bryant Moniz	at Idaho	Oct. 29, 2011
303	Bryant Moniz	at San José St.	Oct. 14, 2011
410	Bryant Moniz	at Louisiana Tech	Oct. 1, 2011
424	Bryant Moniz	UC Davis	Sept. 24, 2011
333	Bryant Moniz	at Washington	Sept. 10, 2011
411	Bryant Moniz	Tulsa	Dec. 24, 2010
380	Bryant Moniz	UNLV	Dec. 4, 2010
315	Bryant Moniz	at New Mexico St.	Nov. 22, 2010
560	Bryant Moniz	San José State	Nov. 29, 2010
326	Bryant Moniz	Idaho	Oct. 30, 2010
389	Bryant Moniz	at Utah State	Oct. 23, 2010
376	Bryant Moniz	at Fresno State	Oct. 9, 2010

# 300-YARD PASSING GAMES

532	Bryant Moniz	Louisiana Tech	Oct. 2, 2010
395	Bryant Moniz	Charleston So.	Sept. 25, 2010
330	Bryant Moniz	at Colorado	Sept. 18, 2010
343	Bryant Moniz	at Army	Sept. 11, 2010
366	Bryant Moniz	Navy	Nov. 28, 2009
337	Bryant Moniz	Utah State	Nov. 7, 2009
374	Bryant Moniz	at Nevada	Oct. 31, 2009
360	Bryant Moniz	at Idaho	Oct. 17, 2009
477	Greg Alexander	at UNLV	Sept. 19, 2009
453	Greg Alexander	at Washington St.	Sept. 12, 2009
304	Greg Alexander	Central Arkansas	Sept. 4, 2009
315	Greg Alexander	Washington St	Nov. 29, 2008
442	Colt Brennan	Washington	Dec. 1, 2007
495	Colt Brennan	Boise State	Nov. 23, 2007
358	Tyler Graunke	at Nevada	Nov. 16, 2007
396	Colt Brennan	Fresno State	Nov. 10, 2007
425	Colt Brennan	New Mexico St	Oct. 27, 2007
545	Colt Brennan	at San José St	Oct. 12, 2007
369	Colt Brennan	at Idaho	Sept. 29, 2007
548	Colt Brennan	at La. Tech	Sept. 8, 2007
416	Colt Brennan	No. Colorado	Sept. 1, 2007
559	Colt Brennan	Arizona State	Dec. 24, 2006
401	Colt Brennan	Oregon State	Dec. 2, 2006
434	Colt Brennan	Purdue	Nov. 25, 2006
402	Colt Brennan	San José State	Nov. 18, 2006
406	Colt Brennan	Louisiana Tech	Nov. 11, 2006
413	Colt Brennan	at Utah State	Nov. 4, 2006
333	Colt Brennan	Idaho	Oct. 28, 2006
330	Colt Brennan	at New Mexico St	Oct. 21, 2006
409	Colt Brennan	at Fresno State	Oct. 14, 2006
419	Colt Brennan	Nevada	Oct. 7, 2006
409	Colt Brennan	Eastern Illinois	Sept. 30, 2006
388	Colt Brennan	at Boise State	Sept. 23, 2006
350	Colt Brennan	at Alabama	Sept. 2, 2006
326	Colt Brennan	San Diego State	Dec. 3, 2005
403	Colt Brennan	Wisconsin	Nov. 25, 2005
386	Colt Brennan	Utah State	Nov. 12, 2005
409	Colt Brennan	at Nevada	Nov. 5, 2005
327	Colt Brennan	Fresno State	Oct. 29, 2005
457	Colt Brennan	at San José State	Oct. 22, 2005
515	Colt Brennan	New Mexico State	Oct. 15, 2005
426	Colt Brennan	Boise State	Oct. 1, 2005
347	Colt Brennan	at Idaho	Sept. 24, 2005
405	Timmy Chang	UAB	Dec. 24, 2004
405	Timmy Chang	Northwestern	Nov. 27, 2004
376	Timmy Chang	Idaho	Nov. 20, 2004
318	Timmy Chang	San José State	Oct. 23, 2004
322	Timmy Chang	Nevada	Oct. 9, 2004
378	Timmy Chang	Tulsa	Oct. 2, 2004
363	Timmy Chang	at Rice	Sept. 18, 2004
302	Timmy Chang	Florida Atlantic	Sept. 4, 2004
475	Timmy Chang	Houston	Dec. 25, 2003
416	Timmy Chang	Michigan State	Dec. 4, 2003
356	Timmy Chang	Army	Nov. 22, 2003
332	Timmy Chang	at San José State	Nov. 1, 2003
426	Timmy Chang	UTEP	Oct. 25, 2003
534	Timmy Chang	at Louisiana Tech	Oct. 18, 2003
353	Timmy Chang	Fresno State	Oct. 11, 2003
397	Timmy Chang	Rice	Sept. 27, 2003
363	Timmy Chang	at UNLV	Sept. 19, 2003

306	Timmy Chang	at USC	Sept. 13, 2003
359	Jason Whieldon	Appalachian St.	Aug. 30, 2003
437	Timmy Chang	San Diego State	Dec. 7, 2002
372	Timmy Chang	Alabama	Nov. 30, 2002
369	Timmy Chang	at Rice	Nov. 16, 2002
365	Timmy Chang	San José State	Nov. 2, 2002
462	Timmy Chang	at Fresno State	Oct. 25, 2002
403	Timmy Chang	Tulsa	Oct. 19, 2002
381	Timmy Chang	Nevada	Oct. 12, 2002
360	Timmy Chang	at Boise State	Oct. 5, 2002
374	Timmy Chang	Eastern Illinois	Aug. 31, 2002
543	Nick Rolovich	BYU	Dec. 8, 2001
505	Nick Rolovich	Air Force	Nov. 24, 2001
500	Nick Rolovich	Miami-Ohio	Nov. 17, 2001
307	Nick Rolovich	at San José State	Nov. 3, 2001
347	Nick Rolovich	Fresno State	Oct. 26, 2001
324	Nick Rolovich	at Tulsa	Oct. 20, 2001
325	Nick Rolovich	at SMU	Oct. 6, 2001
362	Timmy Chang	Rice	Sept. 29, 2001
303	Timmy Chang	at Nevada	Sept. 22, 2001
435	Timmy Chang	vs. Montana	Sept. 8, 2001
353	Timmy Chang	UNLV	Dec. 2, 2000
361	Timmy Chang	Wisconsin	Nov. 25, 2000
391	Timmy Chang	Louisiana Tech	Nov. 18, 2000
403	Timmy Chang	San José State	Oct. 28, 2000
314	Timmy Chang	SMU	Oct. 14, 2000
313	Timmy Chang	Tulsa	Sept. 30, 2000
367	Nick Rolovich	Portland State	Sept. 9, 2000
530	Dan Robinson	Navy	Nov. 20, 1999
371	Dan Robinson	San José State	Nov. 6, 1999
400	Dan Robinson	Rice	Oct. 9, 1999
344	Dan Robinson	UTEP	Oct. 2, 1999
304	Dan Robinson	at SMU	Sept. 25, 1999
452	Dan Robinson	Eastern Illinois	Sept. 11, 1999
328	Dan Robinson	Michigan	Nov. 28, 1998
331	Josh Skinner	Air Force	Nov. 1, 1997
328	Tim Carey	CS Northridge	Sept. 6, 1997
359	John Hao	Air Force	Dec. 3, 1994
344	John Hao	New Mexico	Oct. 8, 1994
359	Garrett Gabriel	BYU	Dec. 1, 1990
325	Garrett Gabriel	Colorado State	Nov. 24, 1990
330	Garrett Gabriel	at San Diego St	Nov. 10, 1990
328	Garrett Gabriel	at Utah	Sept. 22, 1990
440	Garrett Gabriel	BYU	Oct. 28, 1989
340	Garrett Gabriel	Colorado State	Nov. 7, 1987
370	Gregg Tipton	Wisconsin	Sept. 6, 1986
337	Gregg Tipton	Kansas	Aug. 31, 1985
332	Raphel Cherry	Wyoming	Nov. 3, 1984

## SINCE 1967

# HISTORY OF HAWAI'I FOOTBALL

An entire ocean away from its nearest NCAA opponent, the University of Hawai'i football program has a unique and storied history. This year marks the program's 107th season of competition.

## THE BEGINNING

The College of Hawai'i was founded in 1907. Two years later, in 1909, the university fielded its first football team. The "Fighting Deans," as Hawai'i athletic teams were known then, defeated McKinley High School, 6-5, under head coach Austin Jones in its inaugural game. The historic game was played before 2,500 fans at O'ahu College, now known as Punahou School.

Because of limited travel opportunities, Hawai'i only played local high schools, military and club teams for its first eight seasons. In 1920, the College of Hawai'i became the University of Hawai'i and Raymond Elliot coached the first intercollegiate game against the University of Nevada (Reno). Nevada outscored Hawai'i, 14-0, at Mō'ili'ili Field on Christmas Day.

## A POT OF GOLD

The 1921 season marked the arrival of Otto "Proc" Klum, who ushered in the "Golden Age of UH Football." Known as "The Mānoa Fox," Klum served as head coach and athletics director until 1939, compiling an 84-51-7 record.

Klum coached UH to its first victory over a collegiate opponent in 1922, a Christmas Day triumph over Pomona College, 25-6, at Punahou's Alexander Field. He also took the team to its first road game in 1923 via oceanliner against that same Pomona team at the Pasadena Rose Bowl. The trip took five days. As a result of the prolonged hours of travel, later teams only traveled to the U.S. mainland every other year.

During Klum's reign, another UH tradition emerged. In the final game of the 1923 season,

a rainbow appeared over the gridiron late during the team's contest against Oregon State. The Deans scored shortly thereafter and held on to win, 7-0. Reporters started calling UH teams the "Rainbows," and the tradition began that whenever a rainbow appeared from the "Mānoa Mist" over the UH campus, Hawai'i could not lose.



## THE WONDER YEARS

Under Klum's guidance, Hawai'i produced the "Wonder Teams" of 1924-25, which went undefeated both seasons. The "Wonder Teams" outscored their opponents, 606-29, in 18 games. Among the fallen were Colorado, Colorado State and Washington State.

During the 1924 season, the Rainbows finished 8-0 and allowed only 12 points all season. The team concluded the season with a 13-0 shutout of Colorado on New Year's Day. The following season, only Washington State of the Pacific Coast Conference scored more than six points against the "Wonder Teams" and was only one of five teams to score at all. UH defeated the Cougars, 20-11, on New Year's Day to close out the 1925 season.

Among the many stars on those teams were the famed "Four Horsemen of Mānoa" - Bill "Doggie" Wise, Johnny Morse, Eddie Fernandez and Theodore "Pump" Searle—named after the gallant Notre Dame backfield.

## A NEW HOME

In 1926, the Rainbows made the newly built Honolulu Stadium, a 24,000-seat facility in

## ROARING '20s

*During the "Golden Age" of UH football, the teams produced a record of 53-21-5 in the 1920s, including consecutive undefeated seasons in 1924 (8-0) and 1925 (10-0).*





# HISTORY OF HAWAI'I FOOTBALL

Mō'ili'iili, their homefield. UH played its first game at the stadium on Nov. 11 against the Town Team. Hawai'i lost that game, 14-7, before 12,000 Armistice Day fans.

That same season, the Rainbows blanked the 8th Field Artillery and Healani by identical 101-0 scores. Against Healani, halfback Fernandez had one of the best single-game performances in UH history, scoring six times on runs, punts and an interception.

Four years later, UH played its first night game at the stadium. The Rainbows defeated the Honolulu Athletic Club, 28-0, Oct. 8, 1930, before 9,500 fans.

For 48 years, the affectionately nicknamed "Termite Palace" housed the Rainbows and their fans until the construction of Aloha Stadium in 1975.

## THE GRASS SHACK

One of the earliest stars in UH history was Thomas Kaulukukui, a 5-foot-5, 140-pound back from Hilo. As a member of UH's undefeated 1934 team, Kaulukukui helped lead the Rainbows to a 14-0 shutout of California in the New Year's Day Classic (later re-named the Poi Bowl). That team finished 6-0 and featured stars Maynard "Buster" Piltz and Anthony Morse.

The next year, Kaulukukui gained national fame and earned his nickname, the "Grass Shack," by legendary sportswriter Grantland Rice. During a 19-6 loss to UCLA at the Los Angeles Coliseum, Kaulukukui scored the team's lone touchdown, an electrifying 103-yard kickoff return, a record which still stands today.



### NO. 32

The first number retired in Hawai'i football history was worn by UH's first All-American, Thomas Kaulukukui. He still holds the school record for longest kickoff return (103) against UCLA in 1935 at the Los Angeles Coliseum and also went on to become one of UH's most successful coaches.

Following that season, Kaulukukui became UH's first All-American when he was selected by the All-America Board of Football, which included legendary Glenn "Pop" Warner.

## WAR TIME ERA

The 1940 season marked the end of Klum's 19-year tenure as football coach. The decade was also marred by World War II.

In 1941, the Rainbows just completed a 20-6 Shrine Game victory over Willamette in front of a sold-out Honolulu Stadium crowd of 24,000. The next morning, Japan invaded Pearl Harbor, resulting in the cancellation of the team's upcoming game against San José State and the 1942-45 seasons. Lost in the news of the attack was the naming of halfback Nolle Smith as a first-team Associated Press Little All-American.

UH returned to the gridiron in 1946 after the conclusion of the war. That same year also marked the program's entrance into the NCAA under head coach Kaulukukui. Hawai'i finished the season with an 8-2 record, culminating with a 19-16 victory over Utah in the Pineapple Bowl (formerly Poi Bowl).

In the late 1940s, the team began to travel by air, making the journey to the West Coast in an unheard-of nine hours. To cut down on costs, the teams stayed on the U.S. mainland for at least two weeks at a time.

Following the 1949 season, Harry "Clown" Kahuanui became the first UH player to be invited to the East-West Shrine Game and was named an honorable mention All-American by United Press International.

Kaulukukui coached until 1951 and accumulated a record of 34-18-3, becoming one of the school's winningest coaches at the time. As a result of his achievements as a player and coach, he was chosen as a charter member of the National Football Hall of Fame Association.



## TERMITE PALACE

Nicknamed for its deteriorating facade, Honolulu Stadium was home to Hawai'i football from 1926-74.

# HISTORY OF HAWAII FOOTBALL

## HAMMERIN' HANK

The 1950s marked the arrival of the Hank Vasconcellos era as head coach and athletics director. Vasconcellos, a Maui native, coached the Rainbows for nine seasons during the program's highest and lowest moments.

The 1954 season ended with a humbling 50-0 loss to Orange Bowl-bound Nebraska in front of a crowd of 20,000 fans at Honolulu Stadium.

In the rematch between the schools the next season, the Rainbows pulled off one of the biggest wins in the program's history before a crowd of 23,000 at Nebraska Stadium. As 40-point underdogs, the 27-member team won in Lincoln's 95-degree heat and 26 mile-per-hour winds. Of the 11 starters, seven played the entire 60 minutes, including star back Skippy Dyer, who broke up a Cornhusker pass on UH's 10-yard line with less than two minutes to play.

Despite a 34-0 shutout loss to San José State the next week, the Rainbows went on to finish with a 7-4 record and followed that season with a respectable 7-3 mark in 1956.

But only six years after that infamous victory over Nebraska and three consecutive losing seasons, the UH Board of Athletic Control, made up of faculty, students and alumni members, voted to abolish the football program in 1961 due to lack of finances.

## ROCKY ROAD

Football returned to intercollegiate competition in 1962 behind the urging of new athletics director Young Suk Ko. The program went through five coaches in the decade, including former player Jim Asato and offensive guru Clark Shaughnessy, who led Stanford to a Rose Bowl victory.

## 6-0!

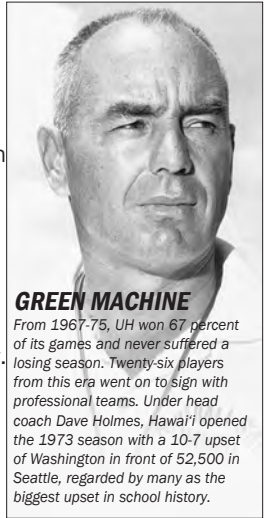
*A year after suffering a 50-0 blowout loss to Nebraska in Honolulu, the "Roaring Rainbows" upset the Cornhuskers, 6-0, in Lincoln, Sept. 17, 1955. Hartwell Freitas (with ball) scored the game's only touchdown in the fourth quarter.*

After Shaughnessy's one-year "consultant" term concluded, the program went through turmoil with the firing of Ko and surprise hiring of Phil Sarboe as head coach. Sarboe coached for one year before bolting for northern California following the 1966 season, UH's first all-collegiate schedule. Sarboe's top assistant, Don King, took over for one year but quit after a 6-4 season amid tension with athletics director Bob Martin.

## THE MODERN ERA

The arrival of head coach Dave Holmes in 1968 was the beginning of the most successful years in school history. In six years as coach, Holmes guided his teams to a 46-17-1 record, including a pair of nine-win seasons. Holmes still ranks as the all-time leader at UH in winning percentage (.718).

In 1973, Hawaii recorded its biggest upset in school history with a 10-7 road victory over the Pacific-8 Conference's Washington Huskies, who were favored by as many as 50 points. Harold Stringert intercepted three passes and lineman Levi Stanley had 11 tackles in the victory. The Rainbows won its first eight games that season and was ranked as high as No. 5 in the weekly Division II poll.



## GREEN MACHINE

*From 1967-75, UH won 67 percent of its games and never suffered a losing season. Twenty-six players from this era went on to sign with professional teams. Under head coach Dave Holmes, Hawaii opened the 1973 season with a 10-7 upset of Washington in front of 52,500 in Seattle, regarded by many as the biggest upset in school history.*



# HISTORY OF HAWAI'I FOOTBALL

But following that season, Holmes resigned due to team turmoil. Larry Price, a former player who served as an assistant to the four previous coaches, was named head coach and served at that capacity for the next three years.

During Price's tenure, UH became an NCAA Division I member, changed its nickname to the Rainbow Warriors, introduced the "Hula-T" formation, and on Sept. 13, 1975, christened the newly-built 50,000-seat Aloha Stadium against Texas A&I. Hawai'i lost its stadium debut, 43-9, before 32,247 fans.

## NATIONAL EXPOSURE

Dick Tomey, a UCLA assistant who was hired to replace Price, put UH on the national football map. Tomey headed the program from 1977-87. During his tenure, he guided Hawai'i into the Western Athletic Conference in his third year and drastically upgraded the schedule by playing the likes of Nebraska, Oklahoma, USC, Iowa and Michigan.

In the 1977 season-finale, UH hosted nationally ranked USC, a team which featured Heisman Trophy winner Charles White. A record crowd of 48,767 at Aloha Stadium watched as the Rainbow Warriors nearly pulled off the upset against John Robinson's Trojans before falling 21-5.

During the third week of the 1984 season, the Rainbow Warriors faced Brigham Young. With just five minutes remaining, UH let a 13-12 lead slip away as the Cougars scored a late touchdown for the victory and later went on to win the national championship that season.

Following the 1986 season, defensive end Al Noga became the first UH player to be named a first team All-American by the Associated Press and was tabbed as the school's first Heisman Trophy candidate.

## TRIPLE THREAT

After Tomey left UH for Arizona of the Pac-10, assistant coach Bob Wagner took over the program and introduced the spread offense or "Triple Option" to Hawai'i. During his tenure, the offense, which featured two slotbacks and one fullback, frequently placed UH among the top rushing teams in the country.

In the 1988 season-opener, ninth-ranked Iowa came to the islands and the Rainbow Warriors shocked the Hawkeyes, 27-24, behind running back Heikoti Fakava's three touchdowns. It was also a coming-out party for freshman kicker Jason Elam, who booted two critical field goals in the fourth quarter.

After just two seasons, Wagner was named WAC Coach of the Year and led the Rainbow Warriors to their first major bowl game – the Jeep Eagle Aloha Bowl. UH fell to Michigan State, 33-13, but following the season, Wagner became the first UH coach to head an all-star team in the Hula Bowl.

In 1992, behind quarterback Michael Carter, Hawai'i won a share of the WAC championship and posted its first bowl game victory, a 27-17 defeat of Illinois in the Thrifty Car Rental Holiday Bowl. UH finished the season ranked No. 20 and months later, three-time All-American kicker Elam was drafted by the Denver Broncos in the third round.

During Wagner's nine seasons as head coach, Hawai'i defeated nationally ranked rival Brigham Young three times, including a 1990 victory on the day quarterback Ty Detmer won the Heisman Trophy. In addition, Carter was one of a handful of quarterbacks in NCAA Division I history to rush and pass for 1,000 yards in the same season.

## HOUSE OF ALOHA

Aloha Stadium became the new home of UH football in 1975 and Hawai'i fans flocked to the 50,000-seat facility for 46 years until it closed following the 2020 season.



# HISTORY OF HAWAII FOOTBALL

## **B-Y-WHO?**

UH ended a 10-game losing streak to nationally ranked rival Brigham Young with an emphatic 56-14 victory on Oct. 28, 1989. The following year, the Rainbow Warriors routed the Cougars again, 59-28, on Dec. 1, the day BYU quarterback Ty Detmer won the Heisman Trophy. In the two games, UH quarterback Garrett Gabriel (right) completed 63-percent of his passes for 799 yards and seven touchdowns.



## **THE LONGEST YARD**

Wagner was fired following consecutive losing seasons and was replaced by Fred vonAppen in 1996. A former assistant coach with the NFL's San Francisco 49ers, vonAppen coached three disappointing seasons in which the Rainbow Warriors posted a 5-31 record.

UH lost 10 games in vonAppen's inaugural season and in 1998, Hawaii suffered through a winless 0-12 campaign, a first in the program's rich history. Following that season, he was replaced by alumnus June Jones, who brought with him the explosive run-and-shoot offense.

Under Jones, UH dropped the "Rainbows" from its nickname and were simply known as the "Warriors" while introducing the new "H" logo that replaced the iconic rainbow logo. The Warriors began using the new nickname and featured the green "H" helmet at the start of the 2000 season.

## **RUNNIN' -N-SHOOTIN'**

It only took one season under Jones' tutelage for the Hawaii football program to return to championship form. Jones, whose run-and-shoot offense he perfected in the NFL, posted a 9-4 record in 1999, the best by a first-year head coach at UH.

Jones and the Warriors made history by recording the NCAA's best turnaround season (from 0-12 to 9-4). UH finished the season as WAC co-champions and defeated Oregon State, 23-17, in the Jeep O'ahu Bowl.

In 2001, the Warriors capped off a stellar season by handing Brigham Young a 72-45 romp on national television. Despite a 9-3 record, Hawaii was snubbed for a bowl game. That snub became the impetus for the creation of the Hawaii Bowl.

Later that year, wide receiver Ashley Lelie became the school's first-ever NFL first-round draft pick, being selected as the 19th overall selection by the Denver Broncos.

Over the next three seasons, Jones led the Warriors to bowl appearances. After a 10-win season, UH was invited to the inaugural ConAgra Foods Hawaii Bowl, where they lost to Tulane of Conference USA, 36-28. The next season, Jones and the Warriors met Houston in the Sheraton Hawaii Bowl, a game which UH pulled out, 54-48, in triple-overtime and followed that with a 59-40 rout of UAB in the 2004 Sheraton Hawaii Bowl.

Also in 2004, quarterback Timmy Chang became the NCAA's all-time passing leader and finished his career with 17,072 passing yards. In 2006, Chang's successor, Colt Brennan, won the Sammy Baugh Trophy as the nation's top quarterback. Brennan led the nation in seven statistical categories in one of the nation's most prolific passing seasons ever. Brennan and the Warriors garnered their first Top 25 ranking in 13 years and a 41-24 Sheraton Hawaii Bowl win over Arizona State of the Pac-10.

## **BYE, BYE TY**

Warrior quarterback Timmy Chang (right) broke the NCAA career passing-yards record on Nov. 6, 2004, against Louisiana Tech at Aloha Stadium. The Saint Louis School product ended his career with 17,072 yards, surpassing the previous record of 15,031 yards set in 1991 by Ty Detmer of Brigham Young.



# HISTORY OF HAWAI'I FOOTBALL

## THE PERFECT SEASON

The next season, Brennan led UH to an undefeated 12-0 regular season and captured the program's first outright WAC championship with an emphatic win over Boise State. During their stretch run, the Warriors captivated the entire state as fans flocked Aloha Stadium with capacity crowds for the team's final three home games.

After a perfect regular season, the Warriors were invited to the Allstate Sugar Bowl, the program's first-ever BCS bowl appearance. In front of a network audience on FOX, UH fell to third-ranked Georgia, 41-10.

Brennan was invited to New York City as the school's first Heisman Trophy finalist and finished third in the final voting. At the end of his three-year career, Brennan tied or broke 31 NCAA records and was drafted in the sixth round by the Washington Redskins.

## FALL FROM GRACE

Following that record-breaking season, Jones left UH for SMU and was replaced by defensive coordinator Greg McMackin. In four seasons, McMackin guided the Warriors to two Sheraton Hawai'i Bowl appearances, including 10 wins and a share of the WAC Championship in 2010. After a turbulent 2011 season, in which the Warriors were predicted to win the WAC but finished with a 6-7 record, McMackin retired and was replaced by Honolulu-native and longtime assistant coach Norm Chow.

## CHOW TIME

Chow became the first Asian-American head coach of a major college football team after being hired at UH. He brought with him a resume that included being on the coaching staff of three national championship teams and coaching three Heisman Trophy-winning quarterbacks. The 2012 season also marked UH's entrance into

the Mountain West Conference, ending a 33-year affiliation with the WAC. UH concluded its first season under Chow with a 3-9 mark, including a 1-7 record in the MWC. After compiling a 10-36 record, in three-plus seasons, Chow was fired with four games remaining in the 2015 season.

## PRIDE ROCK

Nick Rolovich took over in December 2015 and brought a new attitude. The former Warrior quarterback re-established "Pride Rock" ending a seven-year drought in winning seasons and guiding UH to three bowl games in four seasons. In his final two seasons as head coach, Rolovich re-installed the vaunted Run-N-Shoot offense. The result: 18 combined wins, including a 10-win 2019 campaign that saw the Warriors play in the Mountain West title game for the first time in program history. In January 2020, Rolovich departed for Washington State and the Warriors officially started a new era with the hiring of former Arizona State head coach Todd Graham.

## PLAYING THROUGH A PANDEMIC

Graham took the reins during the most unusual of seasons as the world grappled with the COVID-19 pandemic in 2020. With a tough, disciplined approach, Graham led UH to just its third-ever bowl appearance on the mainland where the Rainbow Warriors defeated Houston in the New Mexico Bowl to cap an abbreviated nine-game season. UH also earned a Hawai'i Bowl bid in 2021 but the game was canceled due to COVID.

## THE BRADDAHOOD EMERGES

Graham was let go in January 2022, opening the door for UH quarterback legend Timmy Chang to return home to helm the Warriors. In his debut season UH began a the foundation for a new culture, centered around the "Braddahood."

### IN COLT WE TRUST

Colt Brennan (left) finished his career as arguably one of college football's best quarterbacks of all time. A 2007 Heisman Trophy finalist, Brennan passed for 131 career touchdowns, breaking Ty Detmer's NCAA record of 121. In all, he broke or tied 31 NCAA records and led the Warriors to two bowl games, including a perfect 12-0 regular season in 2007.



# BOWL GAME HISTORY

Date	Bowl	Opponent	Result	Location	Attendance
Dec. 25, 1989	<b>Jeep Eagle Aloha</b>	<b>Michigan State</b>	<b>L, 13-33</b>	Honolulu	50,000
<i>First appearance in an NCAA-sanctioned postseason bowl game.</i>					
Dec. 30, 1992	<b>Thrifty Car Holiday</b>	<b>Illinois</b>	<b>W, 27-17</b>	San Diego	44,457
<i>First appearance in a U.S. mainland bowl game...win catapults UH in the final polls for first time.</i>					
Dec. 25, 1999	<b>Jeep O'ahu</b>	<b>Oregon State</b>	<b>W, 23-17</b>	Honolulu	40,974
<i>Win caps an NCAA-record turnaround season as UH finishes 9-4 following an 0-12 campaign in 1998.</i>					
Dec. 25, 2002	<b>ConAgra Hawai'i</b>	<b>Tulane</b>	<b>L, 28-36</b>	Honolulu	35,513
<i>UH falls in the inaugural Hawai'i Bowl as the Warriors surrender eight sacks.</i>					
Dec. 25, 2003	<b>Sheraton Hawai'i</b>	<b>Houston</b>	<b>W, 54-48 (30T)</b>	Honolulu	29,005
<i>Longest overtime game in school history as UH outlasts Cougars in three overtimes.</i>					
Dec. 24, 2004	<b>Sheraton Hawai'i</b>	<b>UAB</b>	<b>W, 59-40</b>	Honolulu	38,754
<i>UH scores its most-ever points in a bowl game, led by Timmy Chang who surpasses 17,000 career passing yards.</i>					
Dec. 24, 2006	<b>Sheraton Hawai'i</b>	<b>Arizona State</b>	<b>W, 41-24</b>	Honolulu	43,435
<i>Jason Rivers sets NCAA bowl-game record with 307 receiving yards...Colt Brennan sets UH mark with 559 yards passing.</i>					
Jan. 1, 2008	<b>Allstate Sugar</b>	<b>Georgia</b>	<b>L, 10-41</b>	New Orleans	74,383
<i>First-ever BCS bowl appearance as UH entered with a 12-0 record...first mainland bowl in 15 years.</i>					
Dec. 24, 2008	<b>Sheraton Hawai'i</b>	<b>Notre Dame</b>	<b>L, 21-49</b>	Honolulu	45,718
<i>Sixth bowl appearance in seven years...loss ends a streak of three straight Hawai'i Bowl wins.</i>					
Dec. 24, 2010	<b>Sheraton Hawai'i</b>	<b>Tulsa</b>	<b>L, 35-62</b>	Honolulu	43,673
<i>UH suffers third straight bowl loss while giving up a bowl-record 62 points...UH still finishes with a 10-win season.</i>					
Dec. 24, 2016	<b>Hawai'i</b>	<b>Middle Tennessee</b>	<b>W, 52-35</b>	Honolulu	23,175
<i>UH ends five-year bowl drought and wins first bowl in 10 years...UH sets new bowl record with 35 first-half points.</i>					
Dec. 22, 2018	<b>SoFi Hawai'i</b>	<b>Louisiana Tech</b>	<b>L, 14-31</b>	Honolulu	30,911
<i>Second bowl game in three years for UH...UH loses but still finishes with 5-win improvement from 2017.</i>					
Dec. 24, 2019	<b>SoFi Hawai'i</b>	<b>Brigham Young</b>	<b>W, 38-34</b>	Honolulu	21,582
<i>First post-season meeting of former WAC rivals...UH wins behind Cole McDonald's 493 yards passing and 5 total TDs.</i>					
Dec. 24, 2020	<b>New Mexico</b>	<b>Houston</b>	<b>W, 28-14</b>	Frisco, Texas	2,060
<i>Third mainland bowl game and second win...Calvin Turner with 252 all-purpose yards including a 92-yard KO return.</i>					
Dec. 24, 2021	<b>EasyPost Hawai'i</b>	<b>Memphis</b>	-	Honolulu	-
<i>Bowl game canceled due to COVID-19.</i>					

**Bowl Bids:** 15 **Bowl Appearances:** 14 **All-Time Record:** 8-6 **In Hawai'i:** 6-5 **On Mainland:** 2-1



In its early years, UH participated in several New Year's Day bowl games as a way to play major mainland college teams. From 1934-35, UH competed in the New Year's Classic, later renamed the Poi Bowl in 1936 and Pineapple Bowl in 1940. The games were played at old Honolulu Stadium either on New Year's Day or Jan. 2. UH posted a 5-9 all-time record in those games, including upsets of California (14-0) in 1935 and Utah (19-16) in 1947. Due to World War II, the Pineapple Bowl was suspended from 1942-46. The bowl returned in 1947 and lasted until 1952.

## COLLEGE DIVISION BOWL HISTORY

### NEW YEAR'S CLASSIC

Date	Opponent	Result
Jan. 1, 1934	Santa Clara	L, 7-26
Jan. 1, 1935	California	W, 14-0

### POI BOWL

Date	Opponent	Result
Jan. 1, 1936	Southern California	L, 6-38
Jan. 2, 1937	Honolulu All-Stars	W, 18-12
Jan. 1, 1938	Washington	L, 13-53
Jan. 2, 1939	Cal State Los Angeles	L, 7-32

### PINEAPPLE BOWL

Date	Opponent	Result
Jan. 1, 1940	Oregon State	L, 6-39
Jan. 1, 1941	Fresno State	L, 0-3
Jan. 1, 1947	Utah	W, 19-16
Jan. 1, 1948	Redlands	W, 33-32
Jan. 1, 1949	Oregon State	L, 27-47
Jan. 2, 1950	Stanford	L, 20-74
Jan. 1, 1951	Denver	W, 28-27
Jan. 1, 1952	San Diego State	L, 13-34

# BOWL GAME APPEARANCES

<b>1989 JEEP EAGLE ALOHA BOWL</b>	
<b>MICHIGAN STATE</b>	<b>33</b>
<b>HAWAI'I</b>	<b>13</b>

**December 25, 1989**

**Aloha Stadium (50,000) ▶ Honolulu, HI**



HONOLULU - Playing on its home field of Aloha Stadium, the University of Hawai'i football team was the visitor in the Jeep Eagle Aloha Bowl VIII. The Rainbows wore their white road uniforms for the first time at home in a 33-13 loss to Michigan State.

It was Hawai'i's first appearance in an NCAA-sanctioned postseason bowl game and if stage fright had anything to do with it, it may explain why the Rainbows were guilty of

eight turnovers. Within the first 15 minutes of the game, the Rainbows had already committed four turnovers, one of which led to Blake Ezor's three-yard TD run for MSU.

The fourth turnover, a pass interception near the end of the opening quarter, resulted in Ezor taking it over from the 2 on the first play of the second quarter. This capped a 48-yard, seven-play drive with Ezor carrying five times. Moments later, an interception of a Gabriel pass by Carlos Jenkins led to a 30-yard field goal by John Langeloh. Langeloh added another field goal late in the half after a UH fumble, giving the Spartans a 19-0 lead at intermission.

Hawai'i tried to make a game of it in the second half with Gabriel hitting Chris Roscoe for an 11-yard touchdown to cut the lead to 19-6. But the Spartans then picked off their fourth interception of the game and drove 57 yards with Hyland Hickson gaining the final yard.

On the following series, Gabriel hit Dane McArthur with a 23-yard scoring toss only to see the Spartans come right back with a 48-yard drive and Ezor scoring his third touchdown of the game.

Ezor finished the game with three touchdowns, tying an Eagle Aloha Bowl record. He carried the ball 41 times for 179 yards, both new marks, and was selected by the media as the MVP for Michigan State.

## SCORING SUMMARY

1st	03:59	MSU	B. Ezor 3-yd run (kick blocked)
2nd	14:53	MSU	B. Ezor 2-yd run (J. Langeloh kick)
	07:15	MSU	J. Langeloh 30-yd field goal
	01:02	MSU	J. Langeloh 34-yd field goal
3rd	09:45	UH	Roscoe 11-yd pass from G. Gabriel (kick blocked)
4th	10:13	MSU	H. Hickson 1-yd run (J. Langeloh kick)
	08:07	UH	McArthur 23-yd pass from Gabriel (Z. Khan kick)
	05:36	MSU	B. Ezor 26-yd run (J. Langeloh kick)

## TEAM STATISTICS

	MSU	HAWAI'I
FIRST DOWNS	21	19
RUSHES-YARDS (NET)	225	82
PASSING YDS (NET)	116	198
Passes Att-Comp-Int	12-7-1	33-20-4
TOTAL OFFENSE PLAYS-YARDS	73-341	61-280

**RUSHING:** MSU-Ezor 41-179; Hawkins 1-31; Duckett 4-18. Hawai'i-McArthur 2-34; Ahuna 3-21; Farmer 8-18.

**PASSING:** MSU-Enos 7-12-2-116. Hawai'i-Gabriel 19-31-3-197; Niumatalolo 1-2-1-1.

**RECEIVING:** MSU-Bradley 4-85; Hickson 1-13; Young 1-11. Hawai'i-Roscoe 6-71.

<b>1992 THRIFTY CAR RENTAL HOLIDAY BOWL</b>	
<b>HAWAI'I</b>	<b>27</b>
<b>ILLINOIS</b>	<b>17</b>

**December 30, 1992**

**Jack Murphy Stadium (44,457) ▶ San Diego, CA**



SAN DIEGO, Calif. - Hawai'i made its first appearance in a U.S. mainland bowl game a successful one, defeating Illinois, 27-17, at Jack Murphy Stadium in San Diego, Calif.

After spotting the Illini the lead twice, 7-0 and 10-7, Hawai'i put together 20 second-half points to complete its most successful season ever with an 11-2 mark. When the final polls came out several days later, the Rainbows were ranked 20th in the nation, the

first time Hawai'i was listed in the final ratings.

With Illinois holding a 7-0 lead at the end of the first quarter, Travis Sims capped a 64-yard drive by going over from the 6-yard line to tie the score. Illinois responded on the next drive and Chris Richardson kicked a 19-yard field goal to make the score 10-7 at halftime.

The Rainbows went back to basics in the second half, sticking to their triple-option run by quarterback Michael Carter, scoring 20 unanswered points. UH took the kickoff and marched 80 yards in 13 plays with Sims going up the middle from the 1-yard-line to put Hawai'i ahead for good. After forcing the Illini to punt on the next series, Hawai'i marched 62 yards in 16 plays with Jason Elam kicking a 45-yard field goal to make it 17-10.

On its next possession, Illinois turned the ball over on its own 21-yard line. UH parlayed the turnover into a 37-yard Elam field goal to put Hawai'i up, 20-10.

UH's Zac Odom intercepted a Jason Verduzco pass and six plays later, Carter hit Darrick Branch for a 53-yard touchdown pass for a 27-10 UH lead. After the Illini scored with 4:42 remaining, Carter and UH ran out the clock. Carter was selected the Outstanding Offensive Player of the Game with 105 yards rushing and 115 yards passing. Junior Tagoai was voted the game's Outstanding Defensive Player.

## SCORING SUMMARY

1st	02:32	ILL	Wright 14-yd pass from Verduzco (Richardson kick)
2nd	08:09	UH	T. Sims 6-yd run (J. Elam kick)
	01:12	ILL	Richardson 19-yd field goal
3rd	09:29	UH	T. Sims 1-yd run (J. Elam kick)
	01:04	UH	J. Elam 45-yd field goal
4th	11:19	UH	J. Elam 37-yd field goal
	07:11	UH	D. Branch 53-yd pass from M. Carter (J. Elam kick)
	04:42	ILL	Wright 18-yd pass from Verduzco (Richardson kick)

## TEAM STATISTICS

	HAWAI'I	ILLINOIS
FIRST DOWNS	23	23
RUSHES-YARDS (NET)	59-287	32-108
PASSING YDS (NET)	115	239
Passes Att-Comp-Int	17-6-2	34-26-1
TOTAL OFFENSE PLAYS-YARDS	65-402	58-356

**RUSHING:** Hawai'i-T. Sims 29-113; M. Carter 21-105; B. Gordon 4-25. Illinois-Boyer 11-39; Feagin 7-31; Verduzco 10-30.

**PASSING:** Hawai'i-M. Carter 16-6-2-115; I. Jasper 1-0-0-0. Illinois-Verduzco 34-26-1-248.

**RECEIVING:** Hawai'i-B. Gordon 2-23; D. Branch 1-53; E. Kealoha 1-14; C. Hirota 1-14. Illinois-Wright 7-82; Strong 5-55; Feagin 4-15; Klein 3-59.


# BOWL GAME APPEARANCES

## 1999 JEEP O'AHU BOWL

<b>HAWAI'I</b>	<b>23</b>
<b>OREGON STATE</b>	<b>17</b>

**December 25, 1999**

**Aloha Stadium (40,974) ▶ Honolulu, HI**



HONOLULU - It was a fairy-tale ending for a fairy-tale season. Hawai'i capped its worst-to-first season with a 23-17 Christmas Day win over Oregon State in the Jeep O'ahu Bowl before a crowd of 40,974 at Aloha Stadium.

The Warriors, a year removed from a winless season, notched their ninth win against four losses.

Senior quarterback Dan Robinson connected with Channon Harris for two scoring

strikes and the Warrior defense recorded six sacks to help lead the school to a victory in its first bowl game in seven years.

Things didn't start well for UH. OSU running back Ken Simonton busted loose in the first half, gaining 58 yards and rushing for a touchdown, while the Warrior offense struggled.

The Warriors got their first break early in the second quarter when lineman Tony Tuioti recovered a fumble deep in Beaver territory. UH turned that into a 26-yard field goal by Eric Hannum.

Moments later, UH took a 10-7 lead when Harris finished an 80-yard drive with a 9-yard touchdown catch. OSU also failed to capitalize on numerous first-half scoring opportunities as Ryan Cesca missed field-goal attempts of 42 and 31 yards, while UH's Sean Butts blocked a third attempt.

Hawai'i took the lead for good when Robinson found a wide-open Harris for a 30-yard touchdown in the third quarter. A 23-yard field goal by Hannum four minutes later gave UH a 20-10 lead. UH sealed the game in the fourth quarter with its defense and the tough performance of O'ahu Bowl MVP Avion Weaver.

The junior running back finished the game with 150 total yards of offense, including 85 on the ground.

The Beavers (7-5) outgained the Warriors, 438-349, including 159 yards rushing by Simonton. However, the UH defense held the OSU offense scoreless for nearly the entire second half. A 13-yard run by Simonton cut the lead to 23-17 with 1:31 left, but the Beavers were unable to recover the ensuing inside kick.

### SCORING SUMMARY

1st	08:08	OSU	K. Simonton 1-yd run (R. Cesca kick)
2nd	12:40	UH	E. Hannum 26-yd field goal
	06:05	UH	C. Harris 9-yd pass from D. Robinson (Hannum kick)
	00:00	OSU	R. Cesca 37-yd field goal
3rd	06:30	UH	C. Harris 30-yd pass from D. Robinson (Hannum kick)
	02:10	UH	E. Hannum 22-yd field goal
4th	02:58	UH	E. Hannum 35-yd field goal
	01:27	OSU	K. Simonton 13-yd run (R. Cesca kick)

### TEAM STATISTICS

	HAWAI'I	OSU
FIRST DOWNS	21	24
RUSHES-YARDS (NET)	24-83	35-169
PASSING YDS (NET)	266	269
Passes Att-Comp-Int	40-23-1	40-19-0
TOTAL OFFENSE PLAYS-YARDS	64-349	75-438

**RUSHING:** Hawai'i-A. Weaver 18-84; A. Thompson 1-3; C. Stutzmann 2-2; D. Robinson 3-minus 6. OSU-K. Simonton 18-157; A. Battle 6-19; J. Smith 11-minus 7.

**PASSING:** Hawai'i-D. Robinson 40-23-1-266. OSU-J. Smith 40-19-0-269.


**RECEIVING:** Hawai'i-C. Harris 5-81; A. Weaver 5-65; C. Stutzmann 4-50; A. Lelie 4-43; D. Carter 4-29; A. Brooks 1-minus 2. OSU-Percoats 5-67; R. Prescott 4-61; K. Simonton 3-25; Houshmandzadeh 2-53; S. Kintner 2-27; M. Maurer 1-16; M. Jones 1-14; R. Thompkins 1-6.

## 2002 CONAGRA FOODS HAWAI'I BOWL

<b>TULANE</b>	<b>36</b>
<b>HAWAI'I</b>	<b>28</b>

**December 25, 2002**

**Aloha Stadium (35,513) ▶ Honolulu, HI**



HONOLULU - Tulane rode its Green Wave into Honolulu with a 36-28 victory in the ConAgra Foods Hawai'i Bowl at Aloha Stadium.

Tulane (8-5) gained 429 total yards and sacked Warrior quarterbacks eight times to win the program's fourth bowl game. But it was the Tulane special teams that sparked a 30-point second half to overcome a 14-6 halftime deficit.

The Warriors took an early 14-0 lead with touchdowns runs

by Thero Mitchell and Josh Galeai. The Green Wave settled for two field goals, 22 and 37 yards respectively, by Seth Marler to get on the board before the end of the first half.

In the second half, Tulane used big returns by Lynaris Elpheage, who cut the lead to two with a 60-yard punt return for touchdown and a 56-yard punt return to set up the go-ahead score.

Tulane added to the lead after Warrior quarterback Shawn Witherly fumbled in UH territory. One play later, Mewelde Moore rumbled 25 yards for a touchdown and Tulane had a 26-14 lead.

Hawai'i got the ball back just before the end of the third quarter after blocking a field-goal attempt and turned it into a touchdown. Witherly-Allen, facing fourth-and-one, tossed a 57-yard strike to Justin Colbert, who turned and dashed untouched to bring the Warriors within five, 26-21.

Tulane answered with a 10-play, 80-yard drive that took 4:32 off the fourth-quarter clock. Witherly-Allen hit Colbert on a crossing pattern for a 31-yard score to put the Warriors within reach, but a safety by the Green Wave ended all hopes.

Colbert caught nine passes for 158 yards and two touchdowns in his last game as a Warrior. Witherly-Allen completed 18-of-31 passes for 239 yards and two touchdowns.

### SCORING SUMMARY

1st	10:34	UH	T. Mitchell 1-yd run (J. Ayat kick)
2nd	08:35	UH	J. Galeai 2-yd run (J. Ayat kick)
	05:01	TUL	S. Marler 22-yd field goal
	02:28	TUL	S. Marler 37-yd field goal
3rd	10:44	TUL	L. Elpheage 60-yd punt return (pass failed)
	06:17	TUL	J.P. Losman 1-yd run (J.P. Losman rush)
	02:16	TUL	M. Moore 25-yd run (J.P. Losman pass failed)
4th	13:26	UH	Colbert 57-yd pass from S. Witherly-Allen (J. Ayat kick)
	08:54	TUL	J.P. Losman 3-yd run (D. Davis pass)
	05:12	UH	Colbert 31-yd pass from Witherly-Allen (J. Ayat kick)

### TEAM STATISTICS

	HAWAI'I	TULANE
FIRST DOWNS	23	25
RUSHES-YARDS (NET)	22-66	44-144
PASSING YDS (NET)	363	240
Passes Att-Comp-Int	52-32-1	39-20-0
TOTAL OFFENSE PLAYS-YARDS	74-429	83-384

**RUSHING:** Hawai'i-T. Mitchell 5-38; S. Witherly-Allen 9-21; J. West 2-9; J. Galeai 1-2; C. Owens 1-0; T. Chang 4-minus 4. Tulane-M. Moore 30-116; J.P. Losman 12-21; D. José ph 1-6; K. Coleman 1-1.

**PASSING:** Hawai'i-S. Witherly-Allen 18-31-1-239; T. Chang 14-21-0-124. Tulane-J.P. Losman 20-39-0-240.

**RECEIVING:** Hawai'i-J. Colbert 9-158; J. Cockheran 9-87; N. Ilaoa 4-34; C. Owens 3-12; B. Komine 2-36; C. Herbert 2-20; J. West 1-14; K. Jackson 1-4; T. Mitchell 1-minus 2. Tulane-M. Moore 6-80; N. Narcisse 5-64; C. Bush 3-43; C. Davis 2-28; B. Hoover 1-20; D. Davis 1-6; T. Smith 1-0; L. Elpheage 1-minus 1.




# BOWL GAME APPEARANCES

## 2003 SHERATON HAWAI'I BOWL

**HOUSTON** 48  
**HAWAI'I** 54

December 25, 2003

Aloha Stadium (29,005) ▶ Honolulu, HI



HONOLULU - An all-world performance by quarterback Timmy Chang and a defense that came up with timely big plays and three overtimes amounted to a 54-48 Hawai'i win over Houston in the Sheraton Hawai'i Bowl.

Chang came off the bench to throw for 475 yards and five touchdowns on 26-of-42 passing, and Kelvin Millhouse Jr. snagged two interceptions, one that led to the go-ahead touchdown, to help Hawai'i win its second bowl game in three

tries under head coach June Jones.

Chang completed passes to eight different receivers, including Jeremiah Cockheran, who finished with five catches for a game-high 162 yards, and true freshman Jason Rivers, who had a career night with seven catches for 143 yards and three TDs.

Quarterback Kevin Kolb, who finished 19-of-34 for 332 yards and two TDs, led the Cougars to a quick 10-0 lead. UH answered back with 10 straight points.

Houston took a 20-13 lead at the break, but the Warrior defense and Chang responded. The defense forced two punts and two interceptions, while Chang connected on 8-of-12 for 191 yards and two scores to take the lead, 27-20, at the end of the third.

Houston scored 14 points in the fourth, including the tying TD with 22 seconds left in regulation. The teams matched touchdowns in two overtimes and Michael Brewster scored the game-winner on an 8-yard run to leave it up to the Warrior defense, which held Houston to four-and-out on the final stand.

### SCORING SUMMARY

1st 11:53	HOU	C. McCullar 34-yd pass from K. Kolb (D. Bell kick)
09:05	HOU	D. Bell 21-yd field goal
05:48	UH	N. Miranda 19-yd field goal
2nd 14:28	UH	Herbert 48-yd pass from T. Chang (N. Miranda kick)
11:16	HOU	J. Battle 2-yd run (D. Bell kick)
04:42	HOU	D. Bell 35-yd field goal
01:53	UH	N. Miranda 29-yd field goal
3rd 13:23	UH	M. Brewster 1-yd run
04:35	UH	Rivers 7-yd pass from Chang, T. (N. Miranda kick)
4th 14:18	HOU	Battle 2-yd run (D. Bell kick)
09:51	UH	Rivers 4-yd pass from T. Chang (N. Miranda kick)
00:22	HOU	V. Marshall 81-yd pass from K. Kolb (D. Bell kick)
10T 15:00	UH	Komine 11-yd pass from Chang (N. Miranda kick)
15:00	HOU	A. Evans 6-yd run (D. Bell kick)
20T 15:00	HOU	J. Battle 4-yd run (D. Bell kick)
15:00	UH	Rivers 18-yd pass from Chang (N. Miranda kick)
30T 15:00	UH	M. Brewster 8-yd run (T. Chang pass failed)

### TEAM STATISTICS

	HOUSTON	HAWAI'I
FIRST DOWNS	21	26
RUSHES-YARDS (NET)	54-185	38-114
PASSING YDS (NET)	332	527
Passes Att-Comp-Int	34-19-2	47-29-1
TOTAL OFFENSE PLAYS-YARDS	88-517	85-641

**RUSHING:** Houston-J. Battle 19-124; A. Evans 22-66; M. Schirmer 2-8; K. Kolb 8-7; V. Marshall 2-minus 9. Hawai'i-M. Brewster 14-79; J. West 6-33; M. Bass 6-27; J. Whieldon 5-12; T. Chang 6-minus 36.

**PASSING:** Houston-K. Kolb 19-34-2-332. Hawai'i-T. Chang 26-42-1-475; J. Whieldon 3-5-0-52.

**RECEIVING:** Houston-V. Marshall 7-157; C. McCullar 5-103; B. Middleton 3-25; J. Pritchett 2-31; K. Kolb 1-8; M. Hopkins 1-8. Hawai'i-J. Rivers 7-143; B. Komine 7-73; J. Cockheran 5-162; M. Brewster 3-40; G. Welch 3-31; S. Poumele 2-27; C. Herbert 1-48; M. Bass 1-3.

## 2004 SHERATON HAWAI'I BOWL

**UAB** 40  
**HAWAI'I** 59

December 24, 2004

Aloha Stadium (38,754) ▶ Honolulu, HI



HONOLULU - Hawai'i outscored UAB, 31-14, in the second half to win the Sheraton Hawai'i Bowl, 59-40.

Quarterback Timmy Chang threw for 405 yards and four touchdowns, and rushed for another, while slot receiver Chad Owens caught eight passes for 114 yards and two touchdowns, and scored another on a 59-yard punt return, to put an exclamation point on both storied careers. The two were named the game's co-MVPs.

The teams traded scoring and UAB's Nick Hayes added a 36-yard field goal to make it 28-26 at halftime.

The Warriors took control in the second half. Chang threw a 15-yard strike to Owens to put Hawai'i ahead, 35-26. The pass put Chang over the 17,000-yard mark as college football's career passing leader. Four minutes later, Owens returned a punt for a 59-yard score down the near sideline to put the Warriors up, 42-26.

Justin Ayat added a 43-yard field goal, but quarterback Darrell Hackney managed an 80-yard drive and scored on a 4-yard touchdown rush to bring the score to 45-33, heading into the fourth quarter.

Chang helped put the game out of reach, putting together a 15-play, 85-yard drive, capped by a 4-yard touchdown scramble with 9:05 left to play. Hackney hit Lance Rhodes for a 17-yard touchdown to cut the Warrior lead to 12 with 2:05 left in the game, but Britton Komine returned the onside kick 42 yards to the house to end all hopes for the Blazers.

### SCORING SUMMARY

1st 11:06	UAB	R. White 51-yd pass from D. Hackney (kick blked)
10:45	UH	J. Rivers 74-yd pass from T. Chang (J. Ayat kick)
08:19	UAB	D. Burks 4-yd run (N. Hayes kick)
05:32	UH	W. Keliikipi 4-yd run (J. Ayat kick)
03:57	UH	G. Welch 29-yd pass from T. Chang (J. Ayat kick)
2nd 13:43	UAB	N. Hayes 22-yd field goal
09:14	UH	C. Owens 13-yd pass from T. Chang (J. Ayat kick)
06:03	UAB	N. Drinkard 10-yd run (Hayes kick)
00:03	UAB	N. Hayes 36-yd field goal
3rd 11:47	UH	C. Owens 15-yd pass from T. Chang (J. Ayat kick)
07:44	UH	C. Owens 59-yd punt return (J. Ayat kick)
03:41	UH	J. Ayat 43-yd field goal
00:21	UAB	D. Hackney 4-yd run (Hayes kick)
4th 09:40	UH	T. Chang 4-yd run (J. Ayat kick)
02:06	UAB	L. Rhodes 17-yd pass from D. Hackney (Hayes kick)
01:55	UH	B. Komine 42-yd kickoff return (J. Ayat kick)

### TEAM STATISTICS

	HAWAI'I	UAB
FIRST DOWNS	23	31
RUSHES-YARDS (NET)	16-84	36-173
PASSING YDS (NET)	405	417
Passes Att-Comp-Int	47-31-0	54-31-1
TOTAL OFFENSE PLAYS-YARDS	63-489	90-590

**RUSHING:** Hawai'i-M. Brewster 7-60; W. Keliikipi 6-27; T. Chang 3-minus 3. UAB-D. Burks 14-55; C. White 8-53; N. Drinkard 5-36; M. Elliott 4-26; D. Hackney 5-3.

**PASSING:** Hawai'i-T. Chang 31-46-0-405; J. Rhode 0-1-0-0. UAB-D. Hackney 31-54-1-417.

**RECEIVING:** Hawai'i-J. Rivers 11-148; C. Owens 8-114; G. Welch 6-85; B. Komine 4-44; W. Keliikipi 2-14. UAB-R. White 6-113; B. Chavez 5-81; N. Drinkard 5-58; L. Rhodes 4-64; C. Duncan 3-28; D. Burks 3-20; R. Lindsey 3-19; C. White 2-34.

# BOWL GAME APPEARANCES

## 2006 SHERATON HAWAII BOWL

HAWAII	41
ARIZONA STATE	24

December 24, 2006

Aloha Stadium (43,435) ▶ Honolulu, HI



HONOLULU – The largest crowd in Sheraton Hawaii Bowl history (43,435) saw Hawaii score 38 second-half points to defeat Arizona State, 41-24, Dec. 24 at Aloha Stadium.

Warrior quarterback Colt Brennan threw for a school-record 559 yards (33 of 42) and five touchdowns, giving him 58 touchdown passes on the season, a new NCAA record. Jason Rivers tied the school record with 14 catches for a school- and NCAA bowl game-record

308 yards and two touchdowns. Both were named Sheraton Hawaii Bowl co-Most Valuable Players, along with Arizona State's Ryan Torain who finished the game with 18 carries for 160 yards and one touchdown.

For the first time since opening day, Hawaii (11-3) did not score a touchdown in the first half, squandering scoring opportunities, a missed field goal in the first quarter and an interception in the second, allowing Arizona State to take a 10-3 halftime lead.

But the Warriors erupted for 21 points in the third quarter when Brennan threw touchdown strikes to Rivers (38 yards), and two to Ryan Grice-Mullen (7 and 36 yards, respectively) to take a 24-10 lead heading into the fourth quarter. Grice-Mullen finished with eight catches for 111 yards and two touchdowns.

Dan Kelly added a 43-yard field goal before Arizona State (7-6) scored 14 straight points to cut the Warrior lead to three, 27-24, with 10:25 left to play.

But Brennan and the Warrior offense were not finished. Brennan found Davone Bess for a 21-yard touchdown to cap an 80-yard drive, and Rivers capped a 95-yard drive with a 79-yard touchdown catch-and-run to seal the win.

### SCORING SUMMARY

1st	01:59	ASU	Ainsworth 44-yd field goal
2nd	12:35	UH	Kelly 42-yd field goal
	05:21	ASU	Smith 37-yd pass from Carpenter (Ainsworth kick)
3rd	12:29	UH	Rivers 38-yd pass from Brennan (Kelly kick)
	08:46	UH	Grice-Mullen 7-yd pass from Brennan (Kelly kick)
	02:14	UH	Grice-Mullen 36-yd pass from Brennan (Kelly kick)
4th	13:04	UH	Kelly 43-yd field goal
	12:21	ASU	Torain 12-yd run (Ainsworth kick)
	10:25	ASU	Jones 4-yd pass from Carpenter (Ainsworth kick)
	05:16	UH	Bess 21-yd pass from Brennan (Kelly kick)
	02:01	UH	Rivers 79-yd pass from Brennan (Kelly kick)

### TEAM STATISTICS

	HAWAII	ASU
FIRST DOWNS	32	18
RUSHES-YARDS (NET)	27-121	36-200
PASSING YDS (NET)	559	191
Passes Att-Comp-Int	42-33-1	26-13-0
TOTAL OFFENSE PLAYS-YARDS	69-680	62-391

**RUSHING:** Hawaii-I. N. Ilaoa 18-97; C. Brennan 7-15; R. Maui 2-9. ASU-R. Torain 18-160; D. Nance 7-21; S. DeWitty 3-17; K. Herring 3-9; R. Carpenter 5-minus 7.

**PASSING:** Hawaii-C. Brennan 33-42-1-559. ASU-R. Carpenter 13-26-0-191.

**RECEIVING:** Hawaii-I. J. Rivers 14-308; R. Grice-Mullen 8-111; D. Bess 5-65; N. Ilaoa 4-56; C. Mock 1-15; I. Sample 1-4. ASU-M. Jones 5-72; S. DeWitty 2-35; R. Torain 2-28; B. Smith 1-37; C. McGaha 1-8; B. Miller 1-8; Z. Miller 1-3.

## 2008 ALLSTATE SUGAR BOWL

HAWAII	10
GEORGIA	41

January 1, 2008

Louisiana Superdome (74,383) ▶ New Orleans, LA



NEW ORLEANS - No. 10 Hawaii (12-1) had its dreams of a perfect season come to an end with a 41-10 loss at the hands of No. 4 Georgia (11-2) in front of a sold-out crowd of 74,383 at the 2008 Allstate Sugar Bowl at the Louisiana Superdome.

Colt Brennan had his lowest career passing total as a starter, going 22-for-38 with 169 yards and three interceptions. He ended his career with 31 NCAA records.

Jason Rivers had another big bowl game, catching 10 passes for 105 yards, his fourth 100-plus yard game in four bowl games played. Ryan Grice-Mullen scored the lone touchdown reception for the Warriors.

Georgia scored on its first possession as Knowshon Moreno ran in a 17-yard touchdown before UH answered with an 11-play, 42-yard drive capped by a 41-yard field goal by Dan Kelly.

But it was all Georgia from then on, as the Bulldogs scored on their next three possessions. Moreno started it with an 11-yard touchdown run. They then followed it up with a 52-yard field goal by Brandon Coutu and an 11-yard touchdown pass from Matthew Stafford to Sean Bailey, making the score 24-3 at halftime.

Georgia would add another touchdown on a fumble recovery by Sugar Bowl Most Outstanding Player Marcus Howard. The Bulldogs added 10 more points to make it 41-3 before UH was able to score their only touchdown.

Tyler Graunke entered the game in the middle of the fourth quarter and went 13-for-19 with 142 yards while leading the Warriors to their lone touchdown drive.

### SCORING SUMMARY

1st	09:42	UGA	Moreno 17-yd run (Coutu kick)
	04:20	UH	Kelly 41-yd field goal
	00:57	UGA	Moreno 11-yd run (B. Coutu kick)
2nd	09:36	UGA	Coutu 52-yd field goal
	08:00	UGA	Bailey 11-yd pass from Stafford (Coutu kick)
3rd	08:57	UGA	Howard 0-yd fumble recovery (B. Coutu kick)
	01:40	UGA	Brown 1-yd run (B. Coutu kick)
4th	14:32	UGA	Coutu 45-yd field goal
	10:32	UH	Grice-Mullen 16-yd pass from Graunke (Kelly kick)

### TEAM STATISTICS

	HAWAII	UGA
FIRST DOWNS	20	19
RUSHES-YARDS (NET)	18-5	40-160
PASSING YDS (NET)	311	175
Passes Att-Comp-Int	57-35-4	27-14-1
TOTAL OFFENSE PLAYS-YARDS	75-306	67-335

**RUSHING:** Hawaii-K. Pilares 7-26; D. Libre 1-7; D. Farmer 1-0; C. Brennan 9-minus 38. Georgia-T. Brown 19-73; K. Moreno 9-61; A.J. Bryant 1-20; K. Lumpkin 3-7; B. Souterland 3-4; M. Stafford 2-0; TEAM 3-minus 5.

**PASSING:** Hawaii-C. Brennan 22-38-3-169; T. Graunke 13-19-1-142. Georgia-M. Stafford 14-23-1-175; J. Cox 0-4-0-0.

**RECEIVING:** Hawaii-I. J. Rivers 10-105; D. Bess 7-53; R. Grice-Mullen 6-37; C.J. Hawthorne 4-73; D. Libre 3-15; D. Farmer 2-17; K. Pilares 2-8; J. Laumoli 1-3. Georgia-M. Massaquoi 5-54; K. Durham 3-48; K. Moreno 2-26; S. Bailey 2-18; M. Moore 1-17; T. Chandler 1-12.

# BOWL GAME APPEARANCES

## 2008 SHERATON HAWAII BOWL

HAWAII	21
NOTRE DAME	49

December 24, 2008

Aloha Stadium (45,718) ▶ Honolulu, HI



HONOLULU – Hawai'i concluded its 2008 campaign with a 49-21 loss to Notre Dame in the Sheraton Hawai'i Bowl Christmas Eve at Aloha Stadium. UH finished the year with a 7-7 record.

Making its sixth bowl appearance in the last seven years, the Warriors could do little to contain the Fighting Irish who finished with a 7-6 mark. The loss ended a string of three straight Hawai'i Bowl wins for UH dating back to 2003.

Jimmy Clausen passed for 401 yards and five touchdowns to end Notre Dame's nine-game bowl-losing streak and give the Fighting Irish their first bowl win in 15 years. Clausen, who passed for 302 yards and three touchdowns in the first half, completed 22-of-26 passes en route to co-MVP honors.

Clausen shared the MVP award with sophomore receiver Golden Tate, his primary target, who hauled in six passes for 177 yards. Tate caught touchdown passes of 69, 18 and 40 yards. The three touchdown receptions tied a Hawai'i Bowl record.

Senior wide receiver Aaron Bain earned bowl MVP honors for Hawai'i after scoring two touchdowns on the day. Bain finished with career-highs in receptions (8) and yards (109). Junior quarterback Greg Alexander finished 23-of-39 for 261 yards for UH. Senior Solomon Elimimian, the school's all-time leader in tackles, led UH with nine stops, including one sack.

UH made it a 14-7 game when Bain scored on a 10-yard connection from Alexander midway through the second quarter. It was all Irish after that. Notre Dame answered right back on its next possession with a 69-yard bomb from Clausen to Tate to move its cushion to two touchdowns and begin a string of 28 unanswered points by the Fighting Irish.

### SCORING SUMMARY

1st	03:07	ND	Hughes 2-yd run (Walker kick)
2nd	10:25	ND	Grimes 14-yd pass from Clausen (Walker kick)
	08:12	UH	Bain 10-yd pass from Alexander (Kelly kick)
	06:49	ND	Tate 69-yd pass from Clausen (Walker kick)
	00:01	ND	Tate 18-yd pass from Clausen (Walker kick)
3rd	10:50	ND	Allen 18-yd pass from Clausen (Walker kick)
	07:22	ND	Tate 40-yd pass from Clausen (Walker kick)
	04:25	UH	Bain 21-yd pass from Alexander (Kelly kick)
	04:12	ND	Allen 96-yd kickoff return (Walker kick)
4th	01:45	UH	Washington 27-yd pass from Funaki (Kelly kick)

### TEAM STATISTICS

	ND	HAWAII
FIRST DOWNS	23	22
RUSHES-YARDS (NET)	34-65	19-32
PASSING YDS (NET)	413	326
Passes Att-Comp-Int	28-24-0	44-28-1
TOTAL OFFENSE PLAYS-YARDS	62-478	63-358

### INDIVIDUAL LEADERS

**RUSHING:** Notre Dame-Hughes 17-55; Gray, J. 5-13; Allen 4-9; Aldridge 1-0; Sharpley 2-0; Clausen 2-Minus 6; Team 3-Minus 6. Hawai'i-Kealoha Pilares 2-19; Inoke Funaki 1-15; Daniel Libre 1-12; Leon Wright-Jackson 1-1; David Farmer 1-1; Greg Alexander 13-Minus 16.

**PASSING:** Notre Dame-Clausen 22-26-0-401; Sharpley 2-2-0-12. Hawai'i-Greg Alexander 23-39-1-261; Inoke Funaki 5-5-0-65.

**RECEIVING:** Notre Dame-Tate 6-177; Rudolph 4-78; Grimes 4-34; Hughes 3-27; Kamara 3-21; Allen 2-59; Floyd 2-17. Hawai'i-Aaron Bain 8-109; Greg Salas 7-76; Michael Washington 6-96; Malcolm Lane 4-29; Kealoha Pilares 3-16.

## 2010 SHERATON HAWAII BOWL

HAWAII	35
TULSA	62

December 24, 2010

Aloha Stadium (43,673) ▶ Honolulu, HI



HONOLULU – A turnover-riddled Hawai'i team fell to Tulsa, 62-35, in the Sheraton Hawai'i Bowl Christmas Eve at Aloha Stadium. The Warriors finished the season with a 10-4 mark.

Tulsa scored 24 points off of six UH turnovers in the first half, including two interception returns for touchdowns. UH limited the dangerous Tulsa offense to just 94 yards and five first downs in the first half but the Golden Hurricane took advantage of an error-prone

Warrior offense to stake a 27-14 halftime lead, a lead they would not relinquish.

Tulsa All-American Damaris Johnson earned bowl MVP honors for Tulsa (10-3) after racking up 326 all-purpose yards. Johnson tallied 94 yards rushing, 101 receiving and 127 in returns en route to setting a new NCAA career mark in all-purpose yardage. Meanwhile, playing his final game as a Warrior, senior Greg Salas recorded 13 catches for a career-high 214 yards and two touchdowns.

Curnelius Arnick had two interceptions, including a 54-yard touchdown return in the second quarter to lead a Tulsa defense that recorded five interceptions.

Both offenses got into gear in the second half and the Warriors cut the Golden Hurricane lead to just six points on two occasions in the third quarter. However, Tulsa pulled away with a pair of touchdowns to take a 20-point lead into the fourth quarter.

### SCORING SUMMARY

1st	12:29	TLS	Singleton 3-yd run (Fitzpatrick kick)
	01:29	TLS	Fitzpatrick 42-yd field goal
2nd	12:54	UH	Austin 1-yd run (Enos kick)
	11:08	TLS	Flanders 54-yd interception return (Fitzpatrick kick)
	09:34	TLS	Arnick 54-yd interception return (Fitzpatrick kick)
	02:20	UH	Salas 18-yd pass from Moniz (Enos kick)
	00:16	TLS	Fitzpatrick 28-yd field goal
3rd	07:28	UH	Salas 5-yd pass from Moniz (Enos kick)
	06:57	TLS	Owens 15-yd pass from Kinne (Fitzpatrick kick)
	05:47	UH	Green 1-yd run (Enos kick)
	04:57	TLS	D. Johnson 67-yd run (Fitzpatrick kick)
	03:12	TLS	Roberson 47-yd pass from Kinne (Fitzpatrick kick)
4th	09:27	UH	Pollard 33-yd pass from Moniz (Enos kick)
	07:00	TLS	Singleton 3-yd run (Fitzpatrick kick)
	01:16	TLS	D. Johnson 9-yd pass from Kinne (Fitzpatrick kick)

### TEAM STATISTICS

	TLS	UH
FIRST DOWNS	18	28
RUSHES-YARDS (NET)	31-188	27-71
PASSING YDS (NET)	343	479
Passes Att-Comp-Int	32-17-0	56-30-5
TOTAL OFFENSE PLAYS-YARDS	63-531	83-550

### INDIVIDUAL LEADERS

**RUSHING:** Tulsa-Johnson 5-98; Clay 4-62; Singleton 3-8; Carter 1-8; Watts 3-7; Kinne 13-4; Douglas 1-2; Team 1-minus 1. Hawai'i-Green 13-31; Moniz 11-26; Heun 2-13; Austin 1-1.

**PASSING:** Tulsa-Kinne 17-31-0-343; Cole 0-1-0-0. Hawai'i-Moniz 24-47-4-411; Austin 6-9-1-68.

**RECEIVING:** Tulsa-Johnson, D. 4-101; Johnson, T. 2-71; Roberson 2-63; Clay 2-38; Owens 2-23; Watts 2-14; Johnson 1-17; Williams 1-12; Carter 1-4. Hawai'i-Salas 13-214; Pollard 8-129; Stutzmann 3-23; Ostrowski 2-72; Blount 2-13; Green 1-20; Dimude 1-8.

# BOWL GAME APPEARANCES

## 2016 HAWAII BOWL

HAWAII	52
MIDDLE TENNESSEE	35

December 24, 2016

Aloha Stadium (23,175) ▶ Honolulu, HI



HONOLULU - Hawaii capped a turnaround 2016 season by winning a thrilling 52-35 shootout over Middle Tennessee in the Hawaii Bowl.

UH reached seven wins under first-year head coach Nick Rolovich—its highest total since 2010—and halted a string of five straight losing seasons. UH also picked up its first win in the post-season since the 2006 Hawaii Bowl.

They did it in rousing fashion scoring a season-high 52 points

with big plays coming from all three phases of the game. Most Outstanding Player Dru Brown threw for 274 yards and accounted for five UH touchdowns - four through the air and one on the ground. Junior running back Diocemy Saint Juste paced UH on the ground with 170 yards - a new UH bowl record - and a total that put him over 1,000 yards for the season.

Meanwhile, the Rainbow Warrior defense played a key role in the win, forcing three turnovers that led to 21 UH points. One of those was a 68-yard interception return by Trayvon Henderson in the second quarter that completed 28 unanswered UH points.

Middle Tennessee (8-5) came into the game with one of the most potent offenses in the nation and they wasted little time jumping on the Rainbow Warriors. MT racked up 144 yards and two touchdowns on a pair of drives that put them up 14-0 just five minutes into the game.

But after a slow start, it was the UH defense that sparked a Warrior resurgence. Ikem Okeke's sack and forced fumble, Jalen Roger's interception, and Henderson's pick-six all played a part in parlaying a 14-0 deficit into a 28-14 lead. The Warriors eventually took a 35-21 advantage into the locker room, setting a new Hawaii Bowl record for most points in the first half.

### SCORING SUMMARY

1st	12:09	MT	Mathers 20-yd run (Rooker kick)
	9:46	MT	James 51-yd pass from Stockstill (Rooker kick),
	4:09	UH	'Unga 18-yd pass from Brown (SANCHEZ kick)
	02:39	UH	Lakalaka 1-yd run (Sanchez kick)
2nd	11:43	UH	Brown 2-yd run (Sanchez kick)
	07:30	UH	Henderson 68-yd interception return (Sanchez kick)
	01:41	MT	Lee 3-yd pass from Stockstill (Rooker kick)
	00:22	UH	Kemp 39-yd pass from Brown (SANCHEZ)
3rd	09:46	UH	Sanchez 23-yd field goal
	07:51	MT	Andrews 10-yd pass from Stockstill (Rooker kick)
	01:15	UH	'Unga 12-yd pass from Brown (Sanchez kick), 4th
	10:09	MT	Lee 13-yd pass from Stockstill (Rooker kick),
	03:31	UH	Collie 4-yd pass from Brown (Sanchez kick),

### TEAM STATISTICS

	MT	HAWAII
FIRST DOWNS	29	18
RUSHES-YARDS (NET)	23-110	42-205
PASSING YDS (NET)	432	295
Passes Att-Comp-Int	51-30-2	31-21-0
TOTAL OFFENSE PLAYS-YARDS	74-542	73-500

**RUSHING:** UH - Saint Juste 25-170; Harris 4-31; Brown 9-23; Lakalaka 2-1. MT - Mathers 12-57; James 6-39; Stockstill 3-8; Andrews, 2-6.

**PASSING:** UH - Brown 20-30-0-274. MT - Stockstill 30-51-2-432.

**RECEIVING:** UH - Ursua 6-120; Collie 4-17; Kemp 3-64; 'Unga 3-54; Barker 1-21; Ewaliko 1-12; Camanse-Stevens 1-6; Saint Juste 1-2. MT - Lee 10-100; James 8-162; Andrews 4-58; Mathers 4-44; Bruce 2-31; Windham, CJ 1-25; West, Terelle 1-12.

## 2018 SoFi HAWAII BOWL

HAWAII	14
LOUISIANA TECH	31

December 22, 2018

Aloha Stadium (30,911) ▶ Honolulu, HI



HONOLULU - Hawaii hit a defensive roadblock by Louisiana Tech in a 31-14 loss in the 2018 SoFi Hawaii Bowl at Aloha Stadium.

The Rainbow Warriors (8-6) totaled only 226 yards of total offense and were held to their lowest scoring output of the season. UH dropped to 4-4 all-time in the SoFi Hawaii Bowl while the Bulldogs won their fifth consecutive bowl game.

Hawaii played without wide receiver John Ursua

who did not suit up due to an undisclosed injury. UH allowed a season-high nine sacks, including 2.5 to Jaylon Ferguson, who became the NCAA's all-time sack leader in the contest. Ferguson was named La Tech's Most Outstanding Player along with Hawaii's Kendall Hune, who recovered a fumble and recorded his first career interception.

After a low-scoring first half, La Tech (8-5) reeled off 21 unanswered points on three straight possessions in the third quarter to put the game away. J'Mar Smith threw a touchdown to Jaqwis Dancy and ran in a touchdown from four yards out just before the end of the quarter for a 24-7 lead.

UH freshman Chevan Cordeiro, who came off the bench for a struggling Cole McDonald, threw an interception on Hawaii's opening possession of the second half and the Bulldogs took advantage with a five-yard touchdown run by Israel Tucker.

UH would not go down without a fight, blocking a Bulldog punt that set up a seven-yard touchdown from McDonald to Marcus Armstrong-Brown, pulling the Warriors to within 24-14. But that was as close as UH would get as Tech iced the game with a 39-yard touchdown by Kam McKnight.

### SCORING SUMMARY

1st	01:08	LT	Hale 24-yd field goal
2nd	08:20	UH	Sharsh 24-yd pass from Cordeiro (Meskell kick)
3rd	10:27	LT	Tucker 5-yd run (Hale kick)
	04:44	LT	Dancy 58-yd pass from Smith (Hale kick)
	00:55	LT	Smith 4-yd run (Hale kick)
4th	06:14	UH	Armstrong-Brown 7-yd pass from McDonald (Meskell kick)
	03:45	LT	McKnight 39-yd run (Hale kick)

### TEAM STATISTICS

	LT	HAWAII
FIRST DOWNS	21	17
RUSHES-YARDS (NET)	38-168	32-58
PASSING YDS (NET)	285	168
Passes Att-Comp-Int	31-19-1	34-17-3
TOTAL OFFENSE PLAYS-YARDS	69-453	66-226

**RUSHING:** Hawaii - F. Holly 9-57; D. Furuta 3-9; G. Ito 2-8; M. Reed 1-4; Cordeiro 7-(-9); McDonald 10 - (-11). La Tech - J. Dancy 15-57; I. Tucker 10-44; K. McKnight 2-38, J. Smith 7-21; A. Smith 1-16; Team 2-(-3); P. Okorie 1-(-5).

**PASSING:** Hawaii - C. McDonald 10-20-2-85; C. Cordeiro 7-14-1-83. La Tech - J. Smith 19-31-1-285.

**RECEIVING:** Hawaii - M. Armstrong-Brown 7-59; J. Sharsh; Byrd 3-31; G. Ito 1-6; D. Furuta 1-5. La Tech - T. Veal 8-107; A. Hardy 6-93; J. Dancy 2-63; A. Smith 2-14; I. Tucker 1-8.

# BOWL GAME APPEARANCES

## 2019 SoFi HAWAI'I BOWL

HAWAI'I	38
BRIGHAM YOUNG	34

December 24, 2019

Aloha Stadium (21,582) ▶ Honolulu, HI



HONOLULU - Hawai'i capped a memorable 2019 campaign with a dramatic 38-34 win over Brigham Young in the SoFi Hawai'i Bowl. Quarterback Cole McDonald's touchdown pass to Nick Mardner with 1:17 left and safety Khoury Bethley's second interception of the game in the closing seconds sealed the win.

McDonald, who garnered Most Valuable Player honors, finished with five total touchdowns – four passing and one rushing – and threw for

a career-high 493 yards on 28-of-46 passing. Bethley tallied a career-high 10 tackles along with his two picks.

The Rainbow Warriors (10-5) finished with 10 wins for the first time since 2010 and for just the seventh time in school history. The Warriors also snapped a five-game skid against BYU.

After an explosive first half in which the Rainbow Warriors led 31-24, UH went scoreless in the second half until Mardner's touchdown. The redshirt freshman was relatively quiet until Hawai'i's final drive, catching a 38-yarder on 3rd-and-1 and the 24-yard touchdown on the very next play.

In the first-ever postseason meeting between the former WAC rivals, the first half featured 55 combined points. The teams combined for more than 600 yards of offense in the first half alone. McDonald passed for 331 yards and three touchdowns – two to Smart – while BYU quarterback Wilson threw for 209 yards.

Wilson finished with 274 yards passing and 72 yards rushing and two scores. The Cougars held a dominant advantage on the ground, rushing for 231 yards compared to 2 for the Warriors.

BYU, which trailed throughout the first half, tied the score at 31 on its first possession of the second half on Wilson's 2-yard touchdown run. Jake Oldroyd's 20-yard field goal at the start of the fourth quarter gave the Cougars their first lead of the game.

### SCORING SUMMARY

1st	7:32	UH	Smart 7-yd pass from McDonald (Meskell PAT)
	4:55	UH	Smart 40-yd pass from McDonald (Meskell PAT)
	0:54	BY	Katoa 1-yd rush (Oldroyd PAT)
2nd	13:33	UH	McDonald 1-yd rush (Meskell PAT)
	9:42	BY	Wilson 1-yd rush (Oldroyd PAT)
	5:50	UH	Meskell 46-yd field goal
	3:16	BY	Simon 11-yd rush (Oldroyd PAT)
	1:16	UH	Sharsh 18-yd pass from McDonald (Meskell PAT)
	0:18	BY	Oldroyd 37-yd field goal
3rd	11:58	BY	Wilson 2-yd rush (Oldroyd PAT)
4th	14:37	BY	Oldroyd 20-yd field goal
	1:17	UH	Mardner 24-yd pass from McDonald (Meskell PAT)

### TEAM STATISTICS

	BYU	HAWAI'I
FIRST DOWNS	29	19
RUSHES-YARDS (NET)	40-231	27-2
PASSING YDS (NET)	274	493
Passes Att-Comp-Int	41-24-2	47-28-0
TOTAL OFFENSE PLAYS-YARDS	81-505	74-495

**RUSHING:** UH - Reed 10-17; Sharsh 1-3; Byrd II 1-2; Furuta 1-1. BYU - Allgeier 8-77; Wilson 14-72; Katoa 11-51; Hito 3-12.

**PASSING:** UH - McDonald 28-46-0-493. BYU - Wilson 24-40-2-274.

**RECEIVING:** UH - Ward 7-159; Smart 7-142; Sharsh 7-90; Byrd II 3-29; Mardner 2-62; Victor 1-6; Reed 1-5. BYU - Bushman 6-91; Simon 5-56; Hifo 5-44; Milne 3-54; Shumway 3-22; Katoa 2-7.

## 2020 NEW MEXICO BOWL

HAWAI'I	28
HOUSTON	14

December 24, 2020

Toyota Stadium (2,060) ▶ Frisco, TX



FRISCO, Texas – Hawai'i gave Rainbow Warrior fans an early Christmas Eve gift with an impressive 28-14 win over Houston. In just the team's third-ever mainland bowl appearance, the Rainbow Warriors got off to an energized start, racing out to a 21-0 half-time lead before fending off the Cougars in the second half.

The Rainbow Warriors got the job done in all three phases of the game. The Rainbow Warriors' defense pitched a

first-half shutout and recorded three interceptions. The UH offense parlayed two of those interceptions into touchdowns while playing turnover-free football. Meanwhile, UH scored the first kickoff return touchdown in New Mexico Bowl history.

Calvin Turner Jr. racked up 252 all-purpose yards and scored two touchdowns, including the previously mentioned kickoff return. Darius Muasau posted nine tackles, a sack, an interception and three quarterback hurries.

The defense provided the spark early as interceptions by Penei Pavihi and Michael Washington set up a pair of UH scores – first a 3-yard reception by Dae Dae Hunter, then a 75-yard catch-and-run by Turner Jr. Chevan Cordeiro added to the UH lead with his third touchdown of the half, a 4-yard shovel pass to converted tight end Jonah Lauulu in the second quarter. At the half, UH held a dominating 232-87 advantage in yardage.

The Cougars came out strong in the second half and after its second consecutive touchdown, it was suddenly a 21-14 game in the third quarter. But on the ensuing kickoff, Turner Jr. broke the Cougars' spirit with an electrifying 92-yard return that pushed the Rainbow Warrior advantage back to double-digits.

UH would not be threatened again as the defense reformed. Aside from Muasau, Khoury Bethley was also a star on defense with a career-high 14 tackles. He added three tackles-for-loss with two sacks, including a 14-yard takedown of Clayton Tune that cemented the UH victory late in the game.

### SCORING SUMMARY

1st	10:43	HAW	Hunter 3-yd pass from Cordeiro (Shiple kick)
	3:35	HAW	Turner Jr. 75-yd pass from Cordeiro (Shiple kick)
2nd	8:05	HAW	Lauulu 4-yd pass from Cordeiro (Shiple kick)
3rd	7:39	HOU	Dell 7-yd pass from Tune (Witherspoon kick)
	3:45	HOU	Trahan 7-yd pass from Tune (Witherspoon kick)
	3:29	HAW	Turner Jr. 92-yd kickoff return (Shiple kick)

	HAW	HOU
FIRST DOWNS	11	20
RUSHES-YARDS (NET)	34-131	38-58
PASSING YDS (NET)	136	249
Passes Att-Comp-Int	23-15-0	43-21-3
TOTAL OFFENSE PLAYS-YARDS	57-267	81-307

### INDIVIDUAL LEADERS

**RUSHING:** Houston - Car 15-47; Porter 9-30; Singleton 3-8; Smith 3-5; Holgorsen 1(-8); Tune 10(-16). Hawai'i - Turner Jr. 12-60; Hunter 12-44; Cordeiro 8-33.

**PASSING:** Houston - Tune 20-38-3-216; Holgorsen 1-5-0-33. Hawai'i - Cordeiro 15-23-0-136.

**RECEIVING:** Houston - Dell 6-112; Trahan 5-88; Porter 4-33; Sawyer 3-24; Bradley 2-14; Street 1-8. Hawai'i - Turner Jr. 4-88; Smart 3-33; Hunter 3-9; Lauulu 2-4; Stovall 2-1.

# BOWL GAME RECORDS

## OFFENSE

### INDIVIDUAL

#### Passing

Most Yards: 559, Colt Brennan vs. Arizona State (2006 Hawai'i Bowl)  
Most Completions: 33, Colt Brennan vs. Arizona State (2006 Hawai'i Bowl)  
Most Attempts: 47, Bryant Moniz vs. Tulsa (2010 Hawai'i Bowl)  
Highest Completion Pct.: 78.6 (33-42), Colt Brennan vs. Arizona State (2006 Hawai'i Bowl)  
Most Touchdowns: 5, Timmy Chang vs. Houston (2003 Hawai'i Bowl), Colt Brennan vs. Arizona State (2006 Hawai'i Bowl)  
Longest Pass Play: 79 yards, Colt Brennan to Jason Rivers vs. Arizona State (2006 Hawai'i Bowl)  
Longest Touchdown Pass: 79 yards, Colt Brennan to Jason Rivers vs. Arizona State (2006 Hawai'i Bowl)

#### Rushing

Most Yards: 170, Diocemy Saint Juste (2016 Hawai'i Bowl)  
Most Carries: 29, Travis Sims vs. Illinois (1992 Holiday Bowl)  
Most Touchdowns: 2, Travis Sims vs. Illinois (1992 Holiday Bowl); Michael Brewster vs. Houston (2003 Hawai'i Bowl)  
Longest Run: 52 yards, Chevan Cordeiro vs. Houston (2020 New Mexico Bowl)  
Longest Rushing Touchdown: 8 yards, Michael Brewster vs. Houston (2003 Hawai'i Bowl)

#### Receiving

Most Yards: 308, Jason Rivers vs. Arizona State (2006 Hawai'i Bowl)\*  
Most Receptions: 14, Jason Rivers vs. Arizona State (2006 Hawai'i Bowl)  
Most Touchdowns: 3, Jason Rivers vs. Houston (2003 Hawai'i Bowl)

### TEAM

Most Points Scored: 59 vs. UAB (2004 Hawai'i Bowl)  
Most Points Scored Half: 35 vs. Middle Tennessee (2016 Hawai'i Bowl)  
Least Points Scored: 10 vs. Georgia (2008 Sugar Bowl)  
Most Total Yards: 680 vs. Arizona State (2006 Hawai'i Bowl)  
Fewest Total Yards: 226 vs. Louisiana Tech (2018 Hawai'i Bowl)  
Most Yards Passing: 559 vs. Arizona State (2006 Hawai'i Bowl)  
Fewest Passing Yards: 115 vs. Illinois (1992 Holiday Bowl)  
Most Yards Rushing: 287 vs. Illinois (1992 Holiday Bowl)  
Fewest Rushing Yards: -5 vs. Georgia (2008 Sugar Bowl)  
Most Turnovers: 8 vs. Michigan State (1989 Aloha Bowl)  
Most Interceptions: 5 vs. Tulsa (2010 Hawai'i Bowl)  
Most Fumbles Lost: 4 vs. Michigan State (1989 Aloha Bowl)  
Sacks Allowed: 9 vs. Louisiana Tech (2018 Hawai'i Bowl)

*\*NCAA bowl-game record*

# BOWL GAME RECORDS

## DEFENSE

### INDIVIDUAL

Most Tackles

14, Khoury Bethley vs. Houston (2020 New Mexico Bowl)

Most Interceptions: 2, Khoury Bethley vs. BYU (2019 Hawai'i Bowl); Kelvin Millhouse vs. Houston (2003 Hawai'i Bowl)

Most Sacks: 2, Delmar Johnson vs. Michigan State (1989 Aloha Bowl); Darrell Tautofi vs. UAB (2004 Hawai'i Bowl);

Mel Purcell vs. Arizona State (2006 Hawai'i Bowl); Paipai Falemalu vs. Tulsa (2010 Hawai'i Bowl); Khoury Bethley (2020 New Mexico Bowl); Jeremiah Pritchard (2020 New Mexico Bowl)

### TEAM

Most Points Allowed: 62 vs. Tulsa (2010 Hawai'i Bowl)

Least Points Allowed: 14 vs. Houston (2020 New Mexico Bowl)

Most Total Yards Allowed: 590 vs. UAB (2004 Hawai'i Bowl)

Fewest Total Yards Allowed: 307 vs. Houston (2020 New Mexico Bowl)

Most Passing Yards Allowed: 432 vs. Middle Tennessee (2016 Hawai'i Bowl)

Fewest Passing Yards Allowed: 116 vs. Michigan State (1989 Aloha Bowl)

Most Rushing Yards Allowed: 231 vs. BYU (2019 Hawai'i Bowl)

Fewest Rushing Yards Allowed: 58 vs. Houston (2020 New Mexico Bowl)

Most Turnovers Caused: 3 vs. Houston (2020 New Mexico Bowl); vs. BYU (2019 Hawai'i Bowl); vs. Middle Tennessee (2016 Hawai'i Bowl)

Most Interceptions: 3 vs. Houston (2020 New Mexico Bowl)

Most Fumble Recoveries: 2 vs. Arizona State (2006 Hawai'i Bowl); vs. Tulsa (2010 Hawai'i Bowl)

Sacks: 6 vs. Oregon State (1999 O'ahu Bowl); vs. Michigan State (1989 Aloha Bowl)

## SPECIAL TEAMS

### INDIVIDUAL

Most Field Goals: 3, Eric Hannum (1999 O'ahu Bowl)

Longest Field Goal: 46 yards, Ryan Meskell vs. BYU (2019 Hawai'i Bowl)

Most Punts: 7, Adam Stack vs. Houston (2020 New Mexico Bowl); Stan Gaudion vs. Louisiana Tech (2018 Hawai'i Bowl)

Longest Punt: 73 yards, Mat McBriar vs. Tulane (2002 Hawai'i Bowl)

Longest Kickoff Return: 92, Calvin Turner Jr. vs. Houston (2020 New Mexico Bowl)

Longest Punt Return: 59, Chad Owens vs. UAB (2004 Hawai'i Bowl)

Longest Kickoff Return For A Touchdown: 92, Calvin Turner Jr. vs. Houston (2020 New Mexico Bowl)

Longest Punt Return For A Touchdown: 59, Chad Owens vs. UAB (2004 Hawai'i Bowl)

# NATIONAL TV APPEARANCES

Date	Opponent	Network	Result
11/14/81	Brigham Young	ABC	L, 3-13
10/16/82	Brigham Young	ABC	L, 25-39
11/20/82	at New Mexico	WTBS	L, 17-41
10/1/83	San Diego State	CBS	T, 27-27
12/7/85	Brigham Young	ESPN	L, 6-26
12/6/86	Michigan	ESPN	L, 10-27
11/21/87	Air Force	ESPN	L, 31-34
12/5/87	Arkansas	ESPN	L, 20-38
10/22/88	Brigham Young	ESPN	L, 23-24
12/89/89	Air Force	ESPN	T, 35-35
12/25/85	Michigan State#	ABC	L, 13-33
9/1/90	Texas A&M	ESPN	L, 13-28
11/30/91	Notre Dame	ESPN	L, 42-48
12/30/92	vs. Illinois*	ESPN	W, 27-17
9/2/95	Texas	ESPN2	L, 17-38
11/18/95	San Diego State	ESPN2	L, 10-49
8/31/96	Boston College	ESPN2	L, 21-24
11/29/97	Notre Dame	ESPN	L, 22-23
9/3/98	Arizona	ESPN2	L, 6-27
11/28/98	Michigan	ESPN2	L, 17-48
12/25/99	Oregon State%	ESPN	W, 23-17
10/26/01	Fresno State	ESPN	W, 38-34
12/8/01	Brigham Young	ESPN2	W, 72-45
9/6/02	at Brigham Young	ESPN	L, 32-35
10/25/02	at Fresno State	ESPN2	W, 31-21
11/30/02	Alabama	ESPN	L, 16-21
12/25/02	Tulane\$	ESPN	L, 28-36
9/13/03	at USC	Fox Sports Net	L, 32-61
9/19/03	at UNLV	ESPN2	L, 22-33
11/29/03	Alabama	ESPN	W, 37-29
12/6/03	Boise State	ESPN2	L, 28-45
12/25/03	Houston&	ESPN	W, 54-48 (3ot)
10/29/04	at Boise State	ESPN2	L, 3-69
11/12/04	at Fresno State	ESPN	L, 14-70
12/4/04	Michigan State	ESPN2	W, 41-38
12/24/04	UAB&	ESPN	W, 59-40
9/3/05	USC	ESPN2	L, 17-63
10/29/05	Fresno State	ABC	L, 13-27
11/25/05	Wisconsin	ESPN2	L, 24-41
12/2/06	Oregon State	ESPN	L, 32-35
12/24/06	Arizona State&	ESPN	W, 41-34
10/12/07	at San José State	ESPN	W, 42-35 (ot)
11/10/07	Fresno State	ESPN2	W, 37-30
11/16/07	at Nevada	ESPN2	W, 28-26
11/23/07	Boise State	ESPN2	W, 39-27
12/1/07	Washington	ESPN2	W, 35-28
1/1/08	vs. Georgia@	FOX	L, 10-41
10/17/08	at Boise State	ESPN	L, 7-27
12/6/08	Cincinnati	ESPN2	L, 24-29
12/24/08	Notre Dame&	ESPN	L, 21-49
9/30/09	at Louisiana Tech	ESPN2	L, 6-27
11/28/09	Navy	ESPNU	W, 24-17
12/5/09	Wisconsin	ESPN2	L, 10-51
9/2/10	USC	ESPN	L, 36-49
9/11/10	at Army	CBS College	W, 31-28
9/18/10	at Colorado	Fox College	L, 13-31
11/6/10	at Boise State	ESPNU	L, 7-42
12/24/10	Tulsa&	ESPN	L, 35-62
9/3/11	Colorado	ESPN2	W, 34-17
9/17/11	at UNLV	Mountain Network	L, 20-40
10/14/11	at San José State	ESPN	L, 27-28
11/12/11	at Nevada	ESPNU	L, 28-42
12/3/11	Brigham Young	ESPN2	L, 20-41
9/1/12	at USC	FOX	L, 14-49
9/22/12	Nevada	NBC Sports	L, 24-69
9/28/12	at Brigham Young	ESPN	L, 0-47
10/6/12	at San Diego State	CBS College	L, 14-52
11/10/12	Boise State	NBC Sports	L, 14-49
11/16/12	at Air Force	ESPN2	L, 7-21
8/29/13	USC	CBS College	L, 13-30

Date	Opponent	Network	UH-OPP
9/7/13	at Oregon State	Pac 12 Network	L, 14-33
11/2/13	at Utah State	CBS College	L, 10-47
11/9/13	at Navy	CBS College	L, 28-42
11/16/13	San Diego State	CBS College	L, 21-28(ot)
8/30/14	Washington	CBS College	L, 16-17
9/6/14	Oregon State	CBS College	L, 30-38
9/20/14	at Colorado	Pac 12 Network	L, 12-21
10/18/14	at San Diego State	CBS College	L, 10-20
11/8/14	at Colorado State	ESPNU	L, 22-49
9/3/15	Colorado	CBS Sports	W, 28-20
12/12/15	at Ohio State	Big Ten Network	L, 0-38
9/26/15	at Wisconsin	Big Ten Network	L, 0-28
10/3/15	at Boise State	ESPN2	L, 0-55
10/31/15	Air Force	CBS Sports	L, 7-58
8/26/16	vs. California	ESPN	L, 31-51
9/3/16	at Michigan	ESPN	L, 3-63
9/17/16	at Arizona	Pac 12	L, 28-47
11/5/16	at San Diego State	CBS Sports	L, 0-55
12/12/16	Boise State	CBS Sports	L, 16-52
12/24/16	Middle Tennessee^	ESPN	W, 52-35
9/9/17	at UCLA	Pac 12	L, 23-56
9/23/17	at Wyoming	ESPN2	L, 21-28 (ot)
10/7/17	at Nevada	CBS Sports	L, 21-35
10/28/17	San Diego State	ESPN2	L, 7-28
11/25/17	Brigham Young	CBS Sports	L, 20-30
8/25/18	at Colorado State	CBS Sports	W, 43-34
9/1/18	Navy	CBS Sports	W, 59-41
9/15/18	at Army	CBS Sports	L, 21-28
10/13/18	at Brigham Young	ESPN2	L, 23-49
10/27/18	at Fresno State	ESPN2	L, 20-50
11/24/18	at San Diego State	ESPNU	W, 31-30 (ot)
12/22/18	Louisiana Tech!	ESPN	L, 14-31
8/24/19	Arizona	CBS Sports	W, 45-38
9/14/19	at Washington	Pac 12	L, 20-52
9/28/19	at Nevada	ESPN2	W, 54-3
10/12/19	at Boise State	ESPN2	L, 37-59
10/19/19	Air Force	CBS Sports	L, 26-56
11/30/19	Army	CBS Sports	W, 52-31
12/7/19	at Boise State	ESPN	L, 10-31
12/24/19	Brigham Young!	ESPN	W, 38-34
10/30/20	at Wyoming	FS1	L, 7-31
11/21/20	Boise State	CBS Sports	L, 32-40
12/24/20	vs. Houston+	ESPN	W, 28-14
8/28/21	at UCLA	ESPN	L, 10-44
9/11/21	at Oregon State	FS1	L, 27-45
9/18/21	San José State	FS1	L, 13-17
10/2/21	Fresno State	CBS Sports	W, 27-24
10/16/21	at Nevada	CBS Sports	L, 17-34
11/6/21	San Diego State	FS1	L, 10-17
8/27/22	Vanderbilt	CBS Sports	L, 10-63
9/10/22	at Michigan	Big Ten Network	L, 10-56
10/8/22	at San Diego State	CBS Sports	L, 14-16
9/10/22	at Fresno State	FS2	L, 13-55

Home games played at Aloha Stadium from 1975-2020 and Clarence T.C. Ching Complex beginning in 2021.

- # Jeep Eagle Aloha Bowl (Aloha Stadium, Honolulu)
- \* at Thrifty Car Rental Holiday Bowl (Jack Murphy Stadium, San Diego, CA)
- % Jeep O'ahu Bowl (Aloha Stadium, Honolulu)
- \$ ConAgra Foods Hawai'i Bowl (Aloha Stadium, Honolulu)
- & Sheraton Hawai'i Bowl (Aloha Stadium, Honolulu)
- @ Allstate Sugar Bowl (Louisiana Superdome, New Orleans, LA)
- ^ Hawai'i Bowl (Aloha Stadium, Honolulu)
- ! SoFi Hawai'i Bowl (Aloha Stadium, Honolulu)
- + New Mexico Bowl (Toyota Stadium, Frisco, TX)

## All-Time Record on National Television: 29-92-2 (.244)

at home: 20-45-2 (.313)  
 on the road: 7-45 (.135)  
 at neutral site: 2-2 (.500)



# NATIONAL RANKINGS

## NATIONAL RANKINGS

Season	A.P.	Coaches	U.P.I.
<b>1981</b>			
Nov. 9	18	-	16
<b>1989</b>			
Oct. 2	-	-	T 20
Oct. 9	-	-	T 19
Oct. 30	-	24	-
Nov. 6	-	24	-
Nov. 13	24	24	-
Nov. 20	24	24	-
Nov. 27	23	23	19
Dec. 4	23	23	19
Dec. 11	25	25	-
<b>1992</b>			
Sept. 28	23	23	-
Nov. 1	-	25	-
Nov. 8	24	23	-
Nov. 15	-	25	-
Jan. 2 & 3	20	20	-
<b>2002</b>			
Nov. 26	-	24	-
<b>2006</b>			
Nov. 19	25	25	-
Nov. 26	24	23	-
Jan. 9	-	24	-
<b>2007</b>			
Preseason	23	24	-
Sept. 2	20	22	-
Sept. 9	24	22	-
Sept. 16	19	18	-
Sept. 23	19	17	-
Sept. 30	16	15	-
Oct. 7	16	16	-
Oct. 14	17	17	-
Oct. 21	16	16	-
Oct. 28	12	12	-
Nov. 4	14	14	-
Nov. 11	13	13	-
Nov. 18	14	14	-
Nov. 25	11	11	-
Dec. 2	10	10	-
Jan. 7 & 8	19	17	-
<b>2010</b>			
Nov. 28	25	-	-
Dec. 5	24	25	-

### Highest National Ranking (Major Polls)

A.P. - 10th (Dec. 2, 2007)

Coaches - 10th (Dec. 2, 2007)

U.P.I. - 16th (Sept. 9, 1981)

### Most Weeks Ranked (Single Season)

A.P. - 15 (2007)

Coaches - 15 (2007)

U.P.I. - 4 (1989)

## RECORD VS. RANKED TEAMS

Date	Opponent	OPP RK*	UH RK*	Result
10/20/56	at Iowa	15	-	L, 0-34
12/3/71	Nebraska	1	-	L, 3-45
10/28/72	at Tennessee	16	-	L, 2-34
11/29/75	San José State	15	-	W, 30-20
12/4/76	Nebraska	19	-	L, 3-68
9/16/78	at Nebraska	12	-	L, 10-56
12/2/78	USC	3	-	L, 5-21
10/5/79	at Brigham Young	20	-	L, 15-38
11/14/81	Brigham Young	17	18	L, 3-13
12/4/82	Nebraska	3	-	L, 16-37
9/22/84	Brigham Young	4	-	L, 13-18
11/23/85	Air Force	10	-	L, 20-27
12/7/85	Brigham Young	9	-	L, 6-26
12/6/86	Michigan	4	-	L, 10-27
9/3/88	Iowa	9	-	W, 27-24
11/19/88	Wyoming	16	-	L, 22-28
10/28/89	Brigham Young	18	-	W, 56-14
12/25/89	Michigan St. (Aloha Bowl)	22	25	L, 13-33
9/1/90	Texas A&M	13	-	L, 13-28
12/1/90	Brigham Young	4	-	W, 59-28
9/7/91	at Iowa	15	-	L, 10-53
11/30/91	Notre Dame	18	-	L, 42-48
9/3/98	Arizona	24	-	L, 6-27
11/28/98	Michigan	15	-	L, 17-48
9/4/99	USC	21	-	L, 7-62
10/7/00	at TCU	14	-	L, 21-41
10/26/01	Fresno State	18	-	W, 38-34
12/8/01	Brigham Young	9	-	W, 72-45
11/30/02	Alabama	14	-	W, 37-29
9/13/03	at USC	4	-	L, 32-61
12/6/03	Boise State	18	-	L, 28-45
10/29/04	at Boise State	18	-	L, 3-69
9/3/05	USC	1	-	L, 17-63
9/23/06	at Boise State	25	-	L, 34-41
11/23/07	Boise State	17	14	W, 39-27
1/1/08	vs. Georgia (Sugar Bowl)	4	10	L, 10-41
8/30/08	at Florida	5	-	L, 10-56
10/4/08	at Fresno State	22	-	W, 32-29 ot
10/17/08	at Boise State	15	-	L, 7-27
12/6/08	Cincinnati	13	-	L, 24-29
10/24/09	Boise State	6	-	L, 9-54
9/2/10	USC	14	-	L, 36-49
10/16/10	Nevada	19	-	W, 27-21
11/6/10	at Boise State	2	-	L, 7-42
9/1/12	at USC	1	-	L, 10-49
8/29/13	USC	24	-	L, 13-30
9/28/13	Fresno State	25	-	L, 37-42
8/30/14	Washington	25	-	L, 16-17
9/12/15	at Ohio State	1	-	L, 0-38
9/26/15	at Wisconsin	22	-	L, 0-28
9/3/16	at Michigan	7	-	L, 3-66
11/12/16	Boise State	24	-	L, 16-52
11/3/18	Utah State	18	-	L, 17-56
9/14/19	at Washington	23	-	L, 20-52
10/12/19	at Boise State	14	-	L, 37-59
12/7/19	at Boise State	19	-	L, 10-31
10/2/21	Fresno State	18	-	W, 27-24
9/10/22	at Michigan	4	-	L, 10-56

### All-Time Record vs. Nationally Ranked Teams: 11-47

at home: 10-26 | on the road: 1-20 | at neutral site: 0-1

### First Win vs. Nationally Ranked Team:

vs. No. 15 San José State (30-20), Nov. 29, 1975, Aloha Stadium

### First Win vs. Nationally Ranked Team on the Road:

at No. 22 Fresno State (32-29 ot), Oct. 4, 2008, Fresno, Calif.

### Highest Ranked Opponent:

vs. No. 1 Nebraska (lost, 45-3), Dec. 3, 1971, Honolulu Stadium

vs. No. 1 USC (lost, 63-17), Sept. 3, 2005, Aloha Stadium

at No. 1 USC (lost, 49-10), Sept. 1, 2012, Los Angeles

at No. 1 Ohio State (lost, 38-0), Sept. 12, 2015, Columbus, Ohio

### Biggest Upsets:

vs. No. 4 Brigham Young (59-28), Dec. 1, 1990, Aloha Stadium

vs. No. 9 Iowa (27-24), Sept. 3, 1988, Aloha Stadium

vs. No. 9 Brigham Young (72-45), Dec. 8, 2001, Aloha Stadium

# ALL-TIME HEAD COACHES

Year	Seasons	Coach	OVERALL RECORD				COLLEGIATE RECORD			
			W	L	T	Pct.	W	L	T	Pct.
1909-11	3	Austin Jones	8	6	0	.571	-	-	-	-
1912-14		No Team								
1915	1	John Peden	5	1	1	.786	-	-	-	-
1916	1	William Britton	3	2	1	.583	-	-	-	-
1917-19	3	David Crawford	11	1	2	.857	-	-	-	-
1920	1	Raymond Elliot	6	2	0	.750	0	1	0	.000
1921-39	19	Otto "Proc" Klum	84	51	7	.616	21	27	0	.438
1940	1	Eugene "Luke" Gill	2	5	0	.286	1	2	0	.333
1941	1	Gill/Kaulukukui*	8	1	0	.889	3	0	0	1.000
1942-45		No Team								
1946-50	5	Tom Kaulukukui	34	18	3	.645	12	18	1	.403
1951	1	Archie Kodros	4	7	0	.364	1	5	0	.167
1952-60	9	Hank Vasconcellos	43	46	3	.484	18	32	1	.363
1961		No Team								
1962-64	3	Jim Asato	15	12	0	.556	5	11	0	.313
1965	1	Clark Shaughnessy	1	8	1	.150	1	7	0	.125
1966	1	Phil Sarboe	4	6	0	.400	3	6	0	.333
1967	1	Don King	6	4	0	.600	6	4	0	.600
1968-73	6	Dave Holmes	46	17	1	.722	45	17	1	.722
1974-76	3	Larry Price	15	18	0	.455	15	18	0	.455
1977-86	10	Dick Tomey	63	46	3	.576	63	46	3	.576
1987-95	9	Bob Wagner	58	49	3	.541	58	49	3	.541
1996-98	3	Fred vonAppen	5	31	0	.139	5	31	0	.139
1999-2007	9	June Jones	76	41	0	.634	76	41	0	.634
2008-11	4	Greg McMackin	29	25	0	.537	29	25	0	.537
2012-15	4	Norm Chow	10	36	0	.217	10	36	0	.217
2015	0+	Chris Naeole^	1	3	0	.250	1	3	0	.250
2016-19	4	Nick Rolovich	28	27	0	.510	28	27	0	.510
2020-21	2	Todd Graham	11	11	0	.500	11	11	0	.500
2022	1	Timmy Chang	3	10	0	.231	3	10	0	.231
<b>Totals</b>	<b>104</b>	<b>25 coaches</b>	<b>579</b>	<b>484</b>	<b>25</b>	<b>.544</b>	<b>415</b>	<b>427</b>	<b>9</b>	<b>.493</b>

\* - indicates co-head coaches ^ - interim coach

## Conference Records

Coach	Conf.	Record	Pct.	Titles
Dick Tomey	WAC	33-24-2	.576	
Bob Wagner	WAC	31-40-1	.438	
Fred vonAppen	WAC	2-22	.083	
June Jones	WAC	47-24	.662	1992, 2007
Greg McMackin	WAC	18-13	.581	2010
Norm Chow	MW	4-25	.138	
Chris Naeole	MW	0-3	.000	
Nick Rolovich	MW	15-17	.469	2019 (division)
Todd Graham	MW	7-9	.438	
Timmy Chang	MW	2-6	.250	



June Jones led UH to a pair of WAC titles and is the only coach in school history to lead his team to an undefeated conference season (8-0, 2007).

# ALL-TIME ASSISTANT COACHES

Name	Pos.	Years
Ulima Afoa	DL	1995-96
Duane Akina	LB, DB	1983-85
Andre Allen	WR	2018-19
Paul "Rocky" Alt	SB, ST	1991-95
Dave Aranda	DL, DC	2008-11
Don Bailey	QB, OC	2015
Mark Banker	LB, AHC	1995, 2018-19
Corey Batoon	S, DC	2018-19
Al Kalani Beaver	DL, LB	1990-94
Guy Benjamin	QB, OC	1996-97
Sam Bennett	OL, TE	2020
Rick Blangiardi	LB, DC	1972-76
Chris Brown	LB	2022
Josh Brown	S	2022
Bob Burt	LB, DL	1977-79
Dom Capers	DB	1975-76
Michael Carter	QB	1995
Mike Cavanaugh	OL	1999-2004
Mayur Chaudhari	ST	2016-17
Kayo Chung	OL, LB	1954-67
Kevin Clune	DC	2014
Jim Cochran	OL, DL	1994-95
Jake Cookus	ST	2015
Darrel "Mouse" Davis	WR	2004-06, '10-11
Marcus Davis	WR	2021
Geoff DeLapp	WR, TE, SB	1984-90
Chris Demarest	ST, S	2012-14
Don Dillon	RB	1996-98
Dan Dorazio	OL, TE	1975-77
Sean Duggan	LB	2016-17
Brick Durlley	OL, TE	1974
Daryl Edralin	RB, S, LB	1980-90
Abe Elimimian	S, CB, RB	2015-22
Rich Ellerson	ST, LB, DL, AHC, DC	1981-83, '87-91
Eti Ena	DL	2022
Wally English	OC	1997
Dave Fagg	QB, OC, AHC	1979-81, '83-86
Trent Figg	AHC, DB	2021
Ken Flajole	S	1995
Mike Flores	QB, WR	1977-78
Joe Francis	RB	1968-70
Tom Freeman	OL	1975-80
Phil Frye	TE	1998
Alex Gerke	RB, OL	2008
Michael Ghobrial	ST	2018-19
Jerry Glanville	DC	2005-06
Kurt Gouveia	LB	2014-15
Bo Graham	RB, QB, OC	2020-21
Tim Green	WR, TE, QB	1997-98
Jerry Hardy	OL	1970-74
Tyson Helton	ST	2002-03
Mike Hill	OL	1982-83
Tony Hull	WR	2020
Harvey Hyde	DL	1967
Kefense Hynson	WR	2017
Paul Johnson	OC, QB, RB	1987-94
Daronte' Jones	S	2012-14
June Jones	QB	1983
Charles Kaaihue	DL	1974-80
Thom Kaumeyer	DC	2012-13
Doug Kay	DL, DC, AHC	1980-82
Tom Keele	LB, OL, OC	1969-73
Ed Kezirian	OL, TE, ST	1978-81
G.J. Kinne	OC, QB	2020
Walt Klinker	OL	1996
Cal Lee	AHC, LB, DC	2003-11
Ron Lee	WR, OC	1999-2009
Tommy Lee	OC	2012
Kevin Lempa	DC	2000-02, '16
Don Lindsey	OC, DC, AHC	1996-98
Ricky Logo	DL	2018-19
George Lumpkin	DL, LB, S, DC, AHC	1974-95, '99-2009

Name	Position	Years
Larry MacDuff	DL, ST	1984-86
Ikaika Malloe	LB, ST	2008
Ron Marciel	QB, WR	1971-72
Ken Margerum	WR	1996
Brennan Marion	WR	2020
Tom Mason	LB, DC	2015
Luke Matthews	WR	2014-15
Kim McCloud	DB	2021
Pat McClurg	OL, TE	1982-83
Bob McCray	LB	1968-69
Dennis McKnight	ST, OL	1999-2000, '07
Greg McMackin	DC	1999, 2007
Rich Miano	AHC, S	1999-2011
Trent Miles	WR/S	1995-96
Keiki Misipeka	RB	2022
Laiu Moeakiola	S	2020
Dan Morrison	QB	1999-2007
Wayne Moses	RB	2014-15
Cal Murphy	OC	1968-72
Chris Naeole	OL, AHC	2013-17
Greg Newhouse	S	1988-89
Ken Niumatalolo	OL, WR	1992-94
Greg Olejack	OL	1997-98
Dan Phillips	ST, DL	2020-21
Lewis Powell	DL	2012-14
Al "Buzz" Preston	S, WR, ST	1987-93
Larry Price	OL, DL, DC	1967-73
Mickey Pruitt	S	1997-98
Mike Rasmussen	QB, WR	1975-76
Phil Rauscher	TE	2012-13
Jeff Reinebold	DL, ST	2006-07
Ed Riewerts	OL	1984-86
Adam Rita	WR, OC	1979-82
Nick Rolovich	QB, OC	2008-11
Bob Ryan	WR	1973
Lance Samuseva	DL	2015
Victor Santa Cruz	DC, AHC, DE	2020-21
Roman Sapolu	OL	2022
Rip Scherer	RB	1977-78
Doug Semones	DL, ST	1996-98
Mike Sewak	WR, OL	1987-94
Gordon Shaw	OL	2009-11
Thomas Sheffield	AHC, ST	2022
Roy Shivers	RB	1974
Ian Shoemaker	OC, QB	2022
Vantz Singletary	DL	1999-2004
Chris Smeland	DB, LB, DC	1991-94
Brian Smith	OL, RB, TE, OC, AHC	2008-11, '16-19
Bill "Kanani" Souza	TE, OL, DL, OC, ST	1986-95
Craig Stutzmann	QB	2016-19
Wes Suan	RB	1999-2007
Legi Suaiaunoa	DC	2016-17
Al Tanara	-	1967
Myron Tarkanian	DB	1967
A'Lique Terry	OL	2021
Troy Thomas	OLB	1998
Dick Tomey	ST	2011
Chris Torney	ST, S	2010-11
Tony Tuioti	DL, LB	2010-13
Rowen Tupuivao	LB	1987
Keith Uperesa	RB	2012
Jared Ursua	WR	2022
Bob Wagner	LB, DB, DC	1977-86
Mark Weber	OL	2018-19
Chris Wiesehan	OL, RB	2012-13
Tom Williams	LB, DC	1996-98
Jordan Wynn	QB	2014
Jacob Yoro	LB, DB, DC	2017-22
Dick Zornes	S	1968-70

from 1967

# ALL-TIME LETTERWINNERS

## ◀ A-A-A ▶

Abbott, Boone \_\_\_\_\_ 2020  
 Abihai, Wadsley \_\_\_\_\_ 1972-74  
 Abreu, Frank \_\_\_\_\_ 2016  
 Abreu, Melvin \_\_\_\_\_ 1940, '46  
 Abreu, Sean \_\_\_\_\_ 1988-90  
 Abrew, Lawrence \_\_\_\_\_ 1939  
 Abrew, Melvin \_\_\_\_\_ 1939  
 Acohido, Vince \_\_\_\_\_ 1984  
 Acosta, Bob \_\_\_\_\_ 1975, '77  
 Adams, Theo \_\_\_\_\_ 1984-85, '87  
 Addison, Bryan \_\_\_\_\_ 1989-90, '92  
 Adler, Steve \_\_\_\_\_ 1970  
 Afalava, Kesi \_\_\_\_\_ 1979, '81-83  
 Affonso, William \_\_\_\_\_ 1963-64, '66  
 Afusia, Kody \_\_\_\_\_ 2011-14  
 Agbayani, Brendyn \_\_\_\_\_ 1995  
 Aguiar, Keali'i \_\_\_\_\_ 2002-03  
 Ah Loo, Kyle \_\_\_\_\_ 1986-87  
 Ah New, Joseph \_\_\_\_\_ 1951  
 Ah Quin, Zeff \_\_\_\_\_ 1996, 1998  
 Ah Sam, Mahealani \_\_\_\_\_ 1954  
 Ah Soon, Keith \_\_\_\_\_ 2005-08  
 Ah You, Wade \_\_\_\_\_ 1951  
 Ah Yuen, Keith \_\_\_\_\_ 1978-81  
 Ahart, William \_\_\_\_\_ 1978  
 Ahmad, Po'okela \_\_\_\_\_ 2007-10  
 Ahrens, Roy \_\_\_\_\_ 1934-36  
 Ahu, Aran \_\_\_\_\_ 1970, '72-73  
 Ahu, Bobby \_\_\_\_\_ 1969  
 Ahuna, Augustine \_\_\_\_\_ 1934-35  
 Ahuna, William \_\_\_\_\_ 1932-35  
 Aikman, Al \_\_\_\_\_ 1966  
 Aina, Punahou \_\_\_\_\_ 1994-95, '97  
 Ainoma, Dan \_\_\_\_\_ 1923, '25  
 Aiu, Charles \_\_\_\_\_ 1972-75  
 Aiwohi, Francis \_\_\_\_\_ 1930-33  
 Akana, Ben \_\_\_\_\_ 1946  
 Akana, Kekuhaupio \_\_\_\_\_ 1979-80  
 Akee Choy, Vernon \_\_\_\_\_ 1936-39  
 Akeo, Lester \_\_\_\_\_ 1957  
 Aki, George \_\_\_\_\_ 1934-36  
 Akina, Kainoa \_\_\_\_\_ 2003-05  
 Akina, Kamali'i \_\_\_\_\_ 2020-21  
 Akins, Curtis \_\_\_\_\_ 1974-75  
 Akiona, Francis \_\_\_\_\_ 1946  
 Akiu, Mike \_\_\_\_\_ 1982-84  
 Akiu, Mike Jr. \_\_\_\_\_ 2002-03  
 Akoteu, Sam \_\_\_\_\_ 2016-19  
 Akpan, Tony \_\_\_\_\_ 2003-05  
 Ala, Houston \_\_\_\_\_ 2000-03  
 Ala, Tui \_\_\_\_\_ 2000  
 Ala, Tuinana \_\_\_\_\_ 1973-74  
 Alama-Francis, Ikaika \_\_\_\_\_ 2003-06  
 Alapa, Keani \_\_\_\_\_ 2000-03  
 Albinio, Peter \_\_\_\_\_ 1991  
 Alcantara, Felix \_\_\_\_\_ 1968-70  
 Aleaga, Link \_\_\_\_\_ 1987  
 Alencastre, Melvin \_\_\_\_\_ 1950-51  
 Alexander, Carl \_\_\_\_\_ 1982-84  
 Alexander, Greg \_\_\_\_\_ 2008-09  
 Alexander, Kirk \_\_\_\_\_ 2005-06  
 Alfonso, William \_\_\_\_\_ 1965  
 Aliipule, Al \_\_\_\_\_ 1992-93  
 Allen, Dejon \_\_\_\_\_ 2014-17  
 Allen, Gary \_\_\_\_\_ 1978-81  
 Allen, Walter \_\_\_\_\_ 1975  
 Allen-Jones, Cameron \_\_\_\_\_ 2007-08  
 Allen-Jones, CJ \_\_\_\_\_ 2004, '06-08  
 Almadova, Bryan \_\_\_\_\_ 1980-82  
 Alo, Edmund \_\_\_\_\_ 1951  
 Alo, Kaeo \_\_\_\_\_ 2012  
 Alo, Kamalani \_\_\_\_\_ 2010-13

Alo, Kimo \_\_\_\_\_ 2009  
 Alo, Simeon \_\_\_\_\_ 1969-70, '72-73  
 Alualu, Tupu \_\_\_\_\_ 1993-95  
 Amadi, Chinedu \_\_\_\_\_ 2012  
 Amii, Grant \_\_\_\_\_ 1965, 1972  
 Amina, Jay \_\_\_\_\_ 1997  
 Amona, William \_\_\_\_\_ 1946  
 Among, William \_\_\_\_\_ 1930-33  
 Amosa, Amosa \_\_\_\_\_ 1985-88  
 Amosa, Lene \_\_\_\_\_ 1991-93  
 Amrein, Todd \_\_\_\_\_ 1987  
 Anaee, Brad \_\_\_\_\_ 1976  
 Anderson, Carlos \_\_\_\_\_ 1991-94  
 Anderson, Herbert \_\_\_\_\_ 1964  
 Anderson, John \_\_\_\_\_ 1933  
 Anderson, Michael \_\_\_\_\_ 1995  
 Andrews, Alapa'i \_\_\_\_\_ 2000-02  
 Anguay, Samson \_\_\_\_\_ 2013-14, '16  
 Annillo, John \_\_\_\_\_ 1974, '76  
 Anzai, David \_\_\_\_\_ 1964  
 Aoki, Paul \_\_\_\_\_ 1966-68  
 Apao, Dick \_\_\_\_\_ 1958  
 Apao, Dirk \_\_\_\_\_ 1984-85  
 Apelu, Augie \_\_\_\_\_ 1987-89  
 Apisa, Bill \_\_\_\_\_ 1963-64  
 Apo, Andrew \_\_\_\_\_ 1937  
 Apoliana, Francis \_\_\_\_\_ 1936  
 Apuakehau, Sani \_\_\_\_\_ 1994  
 Arafiles, Damien \_\_\_\_\_ 1998  
 Araki, Charles \_\_\_\_\_ 1952-55  
 Arelliano, Dino \_\_\_\_\_ 1981-82  
 Arimoto, Melvin \_\_\_\_\_ 1960, '62-63  
 Arioli, Ronald \_\_\_\_\_ 1953  
 Ariyoshi, Henry \_\_\_\_\_ 1952-55  
 Armstrong, Feiamma \_\_\_\_\_ 1999-2000  
 Armstrong-Brown, Marcus \_\_\_\_\_ 2017-18  
 Arnold, John \_\_\_\_\_ 1972  
 Arnold, Larry \_\_\_\_\_ 1967-69  
 Arvanetis, Mike \_\_\_\_\_ 1977-78  
 Asami, Yoshiji \_\_\_\_\_ 1949-51  
 Asato, Aaron \_\_\_\_\_ 1965  
 Asato, Jimmy \_\_\_\_\_ 1949-51  
 Ash, Terry \_\_\_\_\_ 1965  
 Asmus, Jim \_\_\_\_\_ 1979-80  
 Au, Robert \_\_\_\_\_ 1959-60, '62  
 Audick, Daniel \_\_\_\_\_ 1974-76  
 Aufai, Josh \_\_\_\_\_ 2006  
 Augafa, Justice \_\_\_\_\_ 2018-19  
 Austin, Blase \_\_\_\_\_ 1997  
 Austin, Leon \_\_\_\_\_ 1986-87  
 Austin, Phil \_\_\_\_\_ 1998-99  
 Austin, Shane \_\_\_\_\_ 2009-11  
 Autele, Tasi \_\_\_\_\_ 1990-91  
 Avery, Joe \_\_\_\_\_ 2008-11  
 Avila, Joaquin \_\_\_\_\_ 1997-2000  
 Awai, Dan \_\_\_\_\_ 1954  
 Awai, Garrett \_\_\_\_\_ 1991  
 Awaya, Payton \_\_\_\_\_ 2019, '21  
 Awtry, Ramon \_\_\_\_\_ 1953  
 Ayat, Justin \_\_\_\_\_ 2001-04  
 Ayeni, Rufus \_\_\_\_\_ 1996-97  
 Ayers, Bill \_\_\_\_\_ 1967-68, '70  
 Ayers, Pat \_\_\_\_\_ 1962  
 Ayers, William \_\_\_\_\_ 1966  
 Azunna, Chima \_\_\_\_\_ 2021

## ◀ B-B-B ▶

Babcock, Frank \_\_\_\_\_ 1955  
 Babers, Dino \_\_\_\_\_ 1979-80, '82-83  
 Babka, Beau \_\_\_\_\_ 1981  
 Bacon, James \_\_\_\_\_ 1946-47, '49

Bain, Aaron \_\_\_\_\_ 2005-08  
 Bain, John \_\_\_\_\_ 1970-71  
 Baird, Jeff \_\_\_\_\_ 1999  
 Baker, Billy \_\_\_\_\_ 1971-72  
 Baker, Kevin \_\_\_\_\_ 1977  
 Baker, Noland \_\_\_\_\_ 1978, '80-81  
 Baker, O'tay, \_\_\_\_\_ 2021  
 Balangitao, Joe \_\_\_\_\_ 1952  
 Balbour, Dave \_\_\_\_\_ 1977-78  
 Barker, Ammon \_\_\_\_\_ 2014-17  
 Barnes, Jack \_\_\_\_\_ 1970-71  
 Barnett, Joaquin \_\_\_\_\_ 1987-90  
 Barsuk, Jim \_\_\_\_\_ 1969-70  
 Bartz, Denis \_\_\_\_\_ 1971  
 Bass, Mike \_\_\_\_\_ 2001-03  
 Bass, Ray \_\_\_\_\_ 2004  
 Battin, Ryan \_\_\_\_\_ 1994-95, '97  
 Battle, Marvin \_\_\_\_\_ 1976  
 Bauman, Neal \_\_\_\_\_ 1966  
 Bayne, Wendell \_\_\_\_\_ 1937  
 Bayus, Tony \_\_\_\_\_ 1975  
 Beasley, Brian \_\_\_\_\_ 1974  
 Beaver, Alfred \_\_\_\_\_ 1963  
 Beazley, Michael \_\_\_\_\_ 1981, '83-85  
 Belcher, Brian \_\_\_\_\_ 1985-87  
 Belcher, William \_\_\_\_\_ 1960  
 Bell, Charles \_\_\_\_\_ 1960, '62  
 Bell, Craig \_\_\_\_\_ 2009  
 Bell, David \_\_\_\_\_ 1963  
 Bell, George \_\_\_\_\_ 1977-80  
 Bell, John \_\_\_\_\_ 1979-80  
 Bell, Terence \_\_\_\_\_ 2010-11  
 Bell, William \_\_\_\_\_ 1984-87  
 Bengston, Mike \_\_\_\_\_ 1969  
 Bennett, Hal \_\_\_\_\_ 1976  
 Bennett, Mike \_\_\_\_\_ 1992-94  
 Bennett, Omar \_\_\_\_\_ 2002  
 Benozza, Guy \_\_\_\_\_ 1990  
 Bento, Martin \_\_\_\_\_ 1991  
 Bernal-Wendt, Stephan \_\_\_\_\_ 2017-19, '21-22  
 Bernard, Isaiah \_\_\_\_\_ 2015, '17  
 Berry, Stanley \_\_\_\_\_ 1973-76  
 Berryman, Dan \_\_\_\_\_ 2000  
 Bertholotte, Josh \_\_\_\_\_ 2021  
 Bess, Davone \_\_\_\_\_ 2005-07  
 Bessette, Charles \_\_\_\_\_ 1946-49  
 Bethea, J.D. \_\_\_\_\_ 1980-81  
 Bethley, Khoury \_\_\_\_\_ 2018-21  
 Bethune, Benny \_\_\_\_\_ 1973-74  
 Bhonapha, Keith \_\_\_\_\_ 1999-2002  
 Bickford, Gene \_\_\_\_\_ 1971  
 Bilbro, Chris \_\_\_\_\_ 1966-67  
 Birdsong, Norris \_\_\_\_\_ 1975-76  
 Biscotti, Mike \_\_\_\_\_ 1970-72  
 Black, Chris \_\_\_\_\_ 2008-09  
 Black, Wayne \_\_\_\_\_ 1978-79  
 Blackburn, Ikaika \_\_\_\_\_ 2001-04  
 Blackburn, Orlando \_\_\_\_\_ 1931  
 Blackstead, Ted \_\_\_\_\_ 1931  
 Blakeney, Robby \_\_\_\_\_ 1992-95  
 Blangiardi, Rick \_\_\_\_\_ 1965-66  
 Blount, Dustin \_\_\_\_\_ 2009-10  
 Bobbitt, Celnell \_\_\_\_\_ 1995, '98  
 Bondi, Mauro \_\_\_\_\_ 2015  
 Bonner, Bill \_\_\_\_\_ 1947-50  
 Borden, Kamuela \_\_\_\_\_ 2018, '21-22  
 Borden, Kawika \_\_\_\_\_ 2011, '13  
 Borden, Noah \_\_\_\_\_ 2015-18  
 Boskie, Phillip \_\_\_\_\_ 1953  
 Botelho, Don \_\_\_\_\_ 1954-57  
 Bouit, Johann \_\_\_\_\_ 1991-93

Bourne, Peter \_\_\_\_\_ 1972  
 Bowens, Kwamane \_\_\_\_\_ 2013  
 Bowens, Zion \_\_\_\_\_ 2020-22  
 Boyda, Bill \_\_\_\_\_ 1968-70  
 Boyle, Michael \_\_\_\_\_ 2018  
 Bradley, Rodney \_\_\_\_\_ 2009-10  
 Bradley, Wayne \_\_\_\_\_ 1974  
 Bradshaw, English \_\_\_\_\_ 1964  
 Brady, Kerry \_\_\_\_\_ 1985  
 Branch, Darrick \_\_\_\_\_ 1989-92  
 Brantley, David \_\_\_\_\_ 1989-90  
 Brash, Lionel \_\_\_\_\_ 1947  
 Bratcher, Buck \_\_\_\_\_ 1932-33  
 Bredy, Jeff \_\_\_\_\_ 1994-95  
 Bregdan, Jeff \_\_\_\_\_ 1981, '83  
 Brennan, Colt \_\_\_\_\_ 2005-07  
 Brewster, Michael \_\_\_\_\_ 2002-04  
 Brickner, Francis \_\_\_\_\_ 1937  
 Briggs, Walter \_\_\_\_\_ 1986-89  
 Bright, Ben \_\_\_\_\_ 1995-98  
 Bright, Darius \_\_\_\_\_ 2011-12  
 Briner, Howard \_\_\_\_\_ 1937  
 Briski, Dean \_\_\_\_\_ 2022  
 Broad, Gordon \_\_\_\_\_ 1964  
 Broadway, Lamar \_\_\_\_\_ 2002-05  
 Brockaw, David \_\_\_\_\_ 1975-77  
 Brodie, Lex \_\_\_\_\_ 1934-35  
 Brogan, Tom \_\_\_\_\_ 1952  
 Brogan, William \_\_\_\_\_ 2006  
 Broman, Max \_\_\_\_\_ 2016-17  
 Brooks, Attrice \_\_\_\_\_ 1999  
 Brooks, Kent \_\_\_\_\_ 1965  
 Brooks, Rinda \_\_\_\_\_ 1997, 2000  
 Brown, Aaron \_\_\_\_\_ 2010-11  
 Brown, Abe \_\_\_\_\_ 1971-72  
 Brown, Allen \_\_\_\_\_ 1925  
 Brown, Chris \_\_\_\_\_ 1999-2002  
 Brown, Clive \_\_\_\_\_ 1959  
 Brown, Dru \_\_\_\_\_ 2016-17  
 Brown, Ronald \_\_\_\_\_ 1950  
 Brown, Tyrone \_\_\_\_\_ 2002-03  
 Browne, Danny \_\_\_\_\_ 1981  
 Brownholtz, Cole \_\_\_\_\_ 2017  
 Bruce, Steve \_\_\_\_\_ 1972  
 Brunn, Keliam \_\_\_\_\_ 2019  
 Bryant, Jeremy \_\_\_\_\_ 2009-10  
 Bryant-Lelei, Nasjzae \_\_\_\_\_ 2021-22

## ◀ C-C-C ▶

Cabral, Jeff \_\_\_\_\_ 1977-79  
 Cader, Dan \_\_\_\_\_ 1974  
 Cadiz, Joey \_\_\_\_\_ 2010-11  
 Calhoun, Akili \_\_\_\_\_ 1989-91  
 Calveria, Francis \_\_\_\_\_ 1962-64  
 Camanse-Stevens, Makoa \_\_\_\_\_ 2015-16  
 Cambra, Bruce \_\_\_\_\_ 1962  
 Cambra, Jules \_\_\_\_\_ 1956-59  
 Cambra, Lowell \_\_\_\_\_ 1962  
 Cameron, John \_\_\_\_\_ 1955

# ALL-TIME LETTERWINNERS

Campbell, Bob M. 1962-63  
 Campbell, Bob P. 1962  
 Campbell, Calvin 1940  
 Campbell, Tavis 1999-2000  
 Canon, Ryan 2000  
 Carey, James 1936  
 Carey, Tim 1997  
 Carmichael, Sidney 1936  
 Carmona, Camron 2007  
 Carpenter, Dan 1965  
 Carpenter, Richard 1949-52  
 Carpenter, Thomas 1946  
 Carroll, John 1960, '62  
 Carroll, Sam 1984-87  
 Carson, Glenn 1992-94  
 Carter, Dwight 1998-99  
 Carter, James 1974-75  
 Carter, Michael 1990-93  
 Carvalho, Bernard 1980-83  
 Casillas, Carlos 1965  
 Cassel, Kolney 2018  
 Cassidy, Murray 1969-70  
 Castillo, Romy 1969  
 Castro, Jeremy 2014-15  
 Castro, Lyle 1999, 2003  
 Castro, Nick 1981, '83  
 Cavaco, Russell 1965  
 Cavaco-Amoy, Ho'oikaika 2010, '12  
 Cephus, Aaron 2020-21  
 Cenacle, Nick 2022  
 Chan, Earnest 1930-31  
 Chang, Gordon 1952  
 Chang, Timmy 2000, 2002-04  
 Chapman, Brian 1994-97  
 Chappell, Mark 1987  
 Charles, Jade 1997  
 Chavies, Sylvester 1972-73  
 Cheney, Gary 1972  
 Cherry, Raphael 1981-84  
 Chibana, Warren 1951  
 Ching, Clayton 1955-56  
 Ching, Shawn 1988-91  
 Chistekoff, Greg 1990  
 Chock, Colin 1954-57  
 Chock, Harry 1939-40  
 Choi, Andrew 2018-20, '22  
 Choi, Zeno 2015-18  
 Chong, Elroy 1971-72  
 Choo, Andrew 1946-49  
 Chopp, Alonzo 2005-08  
 Chow, Mike 1963-65  
 Choy, Kaha'i 2010  
 Christian, Steven 2010  
 Chu, Abraham 1951  
 Chun, Kenton 2011  
 Chun, Marc 1971  
 Chung, Kai Bong 1940, '46  
 Chung, Kaiwi 2016-18  
 Chung, Kayo 1936-39  
 Chung, Norman 1960, '62  
 Chung, Raymond 1951  
 Ciacci, Lane 1973  
 Clapp, Justin 2010-12  
 Clark, Chester 1971  
 Clark, George 1933-36  
 Clark, Nicky 1975  
 Clark, Tom 1977-78  
 Clarke, Ben 2012-15  
 Clay, Brian 2011  
 Clay, Charles 2011-13  
 Clay, Tonnie 1983  
 Cleveland, Andrew 1973-76

Clore, Victor 2006-09  
 Clowers, Brett 2000-01  
 Cluney, Wilson 2002-03  
 Cobb-Adams, Kamuela 1995-98  
 Cockett, Frank 1936  
 Cockett, Herbert 1936-38  
 Cockett, Robert 1964  
 Cockheran, Jeremiah 2002-03  
 Cofer, Craig 2011-13  
 Colbert, Justin 1999-2002  
 Cole, Larry 1967  
 Coleman, Anapuni 2005  
 Coleman, Duane 1979, '81-83  
 Coleman, Tim 1978  
 Coleman, William 1946-48  
 Collie, Dylan 2015-17  
 Collins, Louis 1923-25  
 Collins, Louis 1940, '46-48  
 Collins, Sam 1996-97  
 Collins, Scott 2010  
 Coloma, Burton 1977-79  
 Colvin, John 1963  
 Cooper, Cammon 2022  
 Conkling, Lloyd 1939-40  
 Conley, John 1972  
 Conley, Kent 1977-78  
 Cook, Larry 1967  
 Cooper, Foti 1984  
 Corazza, Ron 1966  
 Cordero, David 2022  
 Cordeiro, Chevan 2018-21  
 Correa, Haku 2009-12  
 Correa, La'anui 2000-02  
 Correia, Joe 1998-99  
 Costello, Jim 1969-70  
 Costello, Rich 1966  
 Coughlin, Pat 1967  
 Coulson, Michael 1988-89  
 Coulter, Robert 1939-40  
 Cox, Jon 1966  
 Cox, Mario 2005  
 Cox, Nalei 1991-94  
 Cravalho, Josiah 2002  
 Cravens, Siaki 2010-11  
 Crayton, Earl 1970, '72  
 Crichton, Don 1981, '83  
 Crosby, George 1971  
 Cross, Chris 1965  
 Cross, William 1951  
 Crouch, Richard 1968  
 Crowell, Danny 1984-86  
 Crowell, Robert 1946-47  
 Cruickshank, Bruce 1923-25  
 Cruickshank, Ed 1962  
 Cruickshank, Jim 1922-25  
 Cruise, James 1955  
 Cruz, Luibeck 1955  
 Cullinan, Brent 1979-80  
 Cummins, Greg 1977-78  
 Cunningham, Phil 1992-95  
 Curman, Ikaika 2002-05  
 Currie, Bob 1970-71  
 Cyrus, John 1971, '73

## ◀ D-D-D ▶

Daily-Lyles, George 2010-13  
 Dale, Elijah 2018  
 Daley, Brenden 2012-13  
 Daley, Ricky 1996  
 Dalton, Donovan 2018-21  
 Dang, Johnny 1946-49  
 Daniel, Clint 2010

Daniels, Harry 1952-54  
 Danielson, William 1984  
 Darke, Billy 1967  
 David, Paul 1969  
 Davies, Pete 1962  
 Davis, Cortez 2019-21  
 Davis, Dan 1972  
 Davis, Eddie 1971  
 Davis, Joe Gary 1975  
 Davis, Joe Louis 1991  
 Davis, JoPierre 2006-08  
 Davis, Lametrius 2009-10  
 Davis, Mark 1972  
 Davis, Melvin 2015, '18  
 Davis, Trevor 2011-12  
 Dawson, Charles 1948  
 Dean, Desmond 2011  
 Dearing, Garrett 2002  
 DeBlake, Kamalu 2021  
 DeCuir, Daryl 1975  
 Decrambra, Ka'ena 2022  
 Deering, Tay 1954  
 deLaura, Davey 1998-2000  
 deLaura, Mel 1974  
 deLima, Abner 1955-57  
 DeMattei, Gaetano 2014-15  
 Derby, Brian 1982-85  
 DeRego, Larry 1959  
 Derr, Glenn 1958  
 Desoto, Manny 1971-74  
 Dew, Ben 2013  
 Dias, Clarence 1940  
 Dias, Clarence 1950  
 Dias, Ernest 1936  
 Dickerson, Ken 1946  
 Dickerson, Ross 2003-06  
 Dietrich, Greg 1967  
 Dietschy, Steve 1999-2000  
 Dileso, Anthony 1997  
 Dillehay, Dick 1967  
 Dimude, Chizzy 2009-10  
 Dine, Charles 1956  
 Directo, Dana 1986-89  
 Doi, Herbert 1947-49  
 Doi, Mansfield 1948-50  
 Doi, Masato 1954  
 Dombroski, Paul 1976  
 Domingo, Alfredo 1958, '60, '62  
 Dominique, Jay 2017-18  
 Donovan, Jim 1981-82  
 Donovan, Joshua 2012-15  
 Dornfield, Dick 1960  
 Dorothy, Lee 1962-63  
 Dorsey, Larry 1974-76  
 Dower, Frank 1946-47  
 Dowling, Jameel 2008  
 Drager, John 1931-32  
 Dreisbach, Jude 1993-94  
 Dubar, Steele 2022  
 Duckworth, John 1971-72  
 Duncan, Dan 1989-91  
 Dunn, Herbert 1936  
 Dunnachie, Alex 2009-12  
 Dunston, Bill 1968  
 Durlington, Alika 2003  
 Dustin, Rick 1969-70  
 Dutra, Charlie 2001  
 Duva, Jeff 1977-78  
 Dworsky, David 1969-71  
 Dyas, David 1983-86  
 Dyer, Skippy 1955-56

## ◀ E-E-E ▶

Eagle, Dave 1962  
 Ealy, Mekel 2019  
 Eaton, Brandon 2002-05  
 Eby, Harry 1936  
 Edens, Pat 1967  
 Edgar, Anthony 1981-82  
 Edralin, Daryl 1976  
 Edwards, Mike 2011-12  
 Edwards, Tala 1984  
 Edwards, Tru 2021  
 Edwards, Virdel 2022  
 Ekno, Jonathan 2001-04  
 Elam, Jason 1988-89, 91-92  
 Elam, Matt 1997-99  
 Eldridge, Tevarua 2015-18  
 Eleneki, Benedict 1936-37  
 Eletise, Michael 2019-20  
 Eli, Asotui 2015-17  
 Elias, James 1980-81, '83-84  
 Elimimian, Abraham 2001-04  
 Elimimian, Solomon 2005-08  
 Elkington, Ra 2022  
 Ellerson, Rich 1974, '76-77  
 Ellis, Agenhart Jr. 1963-65, '66  
 Ellis, Agenhart III 1992-95  
 Ellis, Bennie 1966  
 Ellison, Gary 1994-97  
 Emerson, Nalu 2019-22  
 Endo, Peter 1959, 1963-64  
 Enos, Rykin 2010-12  
 Enos, Scott 2009-10  
 Erwin, Lawrence 1962-64  
 Escobar, Carlos 1958  
 Esera, Tala 2003-06  
 Espiau, Jacob 1999-2000  
 Espinda, Alfred 1934-37  
 Espinda, Leonard 1937-38  
 Espinoza, Bo 1998-99  
 Estes, John 2006-09  
 Estes, Kenny 2007, '09-11  
 Estores, John 1965  
 Evaimalo, Ezra 2021-22  
 Evans, Clark 2012-13  
 Ewaliko, Keelan 2014-17

## ◀ F-F-F ▶

Faagau, Wesley 2017, '19  
 Faaliliu, Donny 2001  
 Faalologo, Penitito 2014-17  
 Faaola, Nuu 1982-85  
 Faauumu, Andrew 2009-11  
 Faavae, Brown 2003  
 Faavae, Junior 1991-94  
 Faavi, Derek 2002-05  
 Faga, Matt 2003-04  
 Failautusi, Foti 1983  
 Faimaelelei, Justin 2004-05  
 Fakava, Heikoti 1985-88  
 Falck, Ben 2021-22  
 Falemalo, Paipai 2009-12  
 Falemalo, Rashaan 2016-18  
 Falu, Jojo 2022  
 Fanning, James 1960  
 Faraimo, Preston 2000-01  
 Farmer, Brad 1976  
 Farmer, David 2005-08  
 Farmer, Jamal 1989-91  
 Farney, Mitch 2007  
 Farris II, Rojesterman 2016-19  
 Fatafehi, Wilson 1967-69  
 Faumui, Taase 1991-93  
 Feigh, Tim 1972-74

# ALL-TIME LETTERWINNERS

Felix-Fualalo, Luke \_\_\_\_\_ 2022  
 Fellezs, Sherwin 1952, '55-56  
 Fenderson, James 1999-2000  
 Fergerstrom, Victor \_\_\_\_\_ 2004-06  
 Ferguson, Jason \_\_\_\_\_ 2004-05  
 Fernandez, Charles \_\_\_\_\_ 1949  
 Fernandez, Charlie \_\_\_\_\_ 1932  
 Fernandez, Ed \_\_\_\_\_ 1923-26  
 Fernandez, Vince 1958-59, '60  
 Fernandez, Walters \_\_\_\_\_ 1925-26  
 Ferreira, Edwin \_\_\_\_\_ 1949  
 Fiaseu, Pesefea Jr. \_\_\_\_\_ 2002  
 Field, Harry \_\_\_\_\_ 1930  
 Fife, Chris \_\_\_\_\_ 1981-82  
 Finau, Malachi \_\_\_\_\_ 2022  
 Fiso, Steven \_\_\_\_\_ 2019-22  
 Fitisemanu, Aui \_\_\_\_\_ 1981-82  
 Fitzpatrick, Brian \_\_\_\_\_ 1966-69  
 Fitzsimmons, Art \_\_\_\_\_ 1947  
 Flauta, George \_\_\_\_\_ 1953  
 Flaws, Frank \_\_\_\_\_ 1972  
 Fletcher, George 1980, '82-84  
 Fletcher, Mike \_\_\_\_\_ 1974, '76  
 Fletcher, Nathan \_\_\_\_\_ 1978, '80  
 Flint, Jared \_\_\_\_\_ 2001  
 Flores, Quentin 1982, '84-85  
 Fo, Mark \_\_\_\_\_ 1974  
 Follner, Matt \_\_\_\_\_ 1985  
 Fong, Harold \_\_\_\_\_ 1937  
 Fonoti, John \_\_\_\_\_ 2005, '07-09  
 Fonseca, Travis \_\_\_\_\_ 1990-93  
 Fontes, Ray \_\_\_\_\_ 1969-70  
 Fonua, Benetton \_\_\_\_\_ 2012-15  
 Foote, Ed \_\_\_\_\_ 1969-70  
 Ford, Eugene \_\_\_\_\_ 2017-21  
 Forest, Jojo \_\_\_\_\_ 2022  
 Forester, Briton \_\_\_\_\_ 2006-07  
 Forneris, Louis \_\_\_\_\_ 1968  
 Fornes, John \_\_\_\_\_ 1966  
 Forney, Kynan \_\_\_\_\_ 1998, 2000  
 Foster, Emil \_\_\_\_\_ 1956  
 Foster, Ronald \_\_\_\_\_ 1960  
 Foster, Sam \_\_\_\_\_ 1956-59  
 Fowler, Donald \_\_\_\_\_ 1951, '53  
 Fragas, Harding \_\_\_\_\_ 1966-67  
 Francisco, Akil \_\_\_\_\_ 2018-20  
 Franco, Alfred \_\_\_\_\_ 1952  
 Frank, Larry \_\_\_\_\_ 1970-71  
 Frazier, Quentin \_\_\_\_\_ 2020-21  
 Frazier, Thomas \_\_\_\_\_ 2004  
 Freeman, John \_\_\_\_\_ 1989-90  
 Freitas, Glenn \_\_\_\_\_ 1993-96  
 Freitas, Hartwell \_\_\_\_\_ 1952-55  
 Freitas, Robin \_\_\_\_\_ 1966  
 Frias, Renfred \_\_\_\_\_ 1988-89  
 Friel, Calen \_\_\_\_\_ 2013-14  
 Fritpatrick, Bruce \_\_\_\_\_ 1971  
 Fruean, B.J. \_\_\_\_\_ 2005  
 Fruean, Renolds \_\_\_\_\_ 2005-06  
 Fruechtel, Tom \_\_\_\_\_ 1969-71  
 Fuata, Lui \_\_\_\_\_ 1999-2002  
 Fuga, Lui \_\_\_\_\_ 1999-2000, '03-04  
 Fujishige, Mitsuo \_\_\_\_\_ 1933-35  
 Fujiwara, George \_\_\_\_\_ 1949-52  
 Fukumoto, Clyde \_\_\_\_\_ 1965  
 Fukunaga, Ryan \_\_\_\_\_ 1964-65, \_\_\_\_\_ 66-67  
 Funaki, Inoke \_\_\_\_\_ 2006-09  
 Funkhouser, Robert \_\_\_\_\_ 2019  
 Funn, Randy \_\_\_\_\_ 1964  
 Furtado, Richard \_\_\_\_\_ 1933-36  
 Furuta, Dayton \_\_\_\_\_ 2016-19

## ◀ G-G-G ▶

Gabriel, Garrett \_\_\_\_\_ 1987-90  
 Gaetano, Bill \_\_\_\_\_ 1969, '71  
 Gagen, Tom \_\_\_\_\_ 1970  
 Gaison, Blane \_\_\_\_\_ 1976, '78-80  
 Galdeira, Guyton \_\_\_\_\_ 2005-08  
 Galeai, Fiti \_\_\_\_\_ 1993  
 Galeai, Josh \_\_\_\_\_ 2002  
 Galimba, Raschad \_\_\_\_\_ 1982, '84  
 Gant, Chris \_\_\_\_\_ 2012-13  
 Garcia, Harold \_\_\_\_\_ 1968  
 Garcia, Ray \_\_\_\_\_ 1962  
 Garcia-Williams, Jerrol \_\_\_\_\_ 2012-13, \_\_\_\_\_ '15-16  
 Gardener, Mark \_\_\_\_\_ 1982-83  
 Garland, Jamal \_\_\_\_\_ 1999-2000  
 Garland, Lloyd \_\_\_\_\_ 1960  
 Garner, Miles \_\_\_\_\_ 1997-2000  
 Garnier, Chris \_\_\_\_\_ 1998-99  
 Gaskill, Chris \_\_\_\_\_ 1985-87  
 Gatewood, Donald \_\_\_\_\_ 1964  
 Gaudion, Stan \_\_\_\_\_ 2017-20  
 Gay, Howard \_\_\_\_\_ 1969-70  
 Gearing, Vernon \_\_\_\_\_ 1979, '81-82  
 Gener, Julian \_\_\_\_\_ 2014-15  
 George, Henry \_\_\_\_\_ 1957-58  
 George, Indie \_\_\_\_\_ 1929-32  
 George, Kanale \_\_\_\_\_ 2000, '02  
 George, Nolan \_\_\_\_\_ 1956-59  
 George, Phil \_\_\_\_\_ 1973-76  
 George, Talbot \_\_\_\_\_ 1957-58  
 Gerard, Austin \_\_\_\_\_ 2016-17  
 Gerner, Einer \_\_\_\_\_ 1936-38  
 Gibson, Jim \_\_\_\_\_ 1965  
 Gibson, Keith \_\_\_\_\_ 1974  
 Gibson, Mike \_\_\_\_\_ 1979-80  
 Gifford, Ka'aumoana \_\_\_\_\_ 2015-16  
 Gilbertson, Keith \_\_\_\_\_ 1970  
 Gilbride, Kevin \_\_\_\_\_ 2000  
 Gilliam, Edward \_\_\_\_\_ 1974  
 Gilmore, David \_\_\_\_\_ 2000-03  
 Ginlack, Brysen \_\_\_\_\_ 2007-08, '10  
 Glover, Rodney \_\_\_\_\_ 1992-95  
 Godinet, Tony \_\_\_\_\_ 1989-90  
 Goeas, John \_\_\_\_\_ 1983-85  
 Goeas, Larry \_\_\_\_\_ 1979-82  
 Goeas, Leo \_\_\_\_\_ 1985, '87-89  
 Goeas, Levi \_\_\_\_\_ 2010  
 Gomard, James \_\_\_\_\_ 1946-49  
 Gomes, Dexter \_\_\_\_\_ 1972-74  
 Gomes, Jordan \_\_\_\_\_ 2009-11  
 Gonsalves, Maikai \_\_\_\_\_ 1933-36  
 Gonzales, Stephen \_\_\_\_\_ 1996, '98  
 Goo, Kendall \_\_\_\_\_ 1991-94  
 Goodman, Curtis \_\_\_\_\_ 1974-76  
 Goodrich, Dennis \_\_\_\_\_ 1965-68  
 Goodwin, Dan \_\_\_\_\_ 1967  
 Gordon, Brian \_\_\_\_\_ 1990-93  
 Gordon, John \_\_\_\_\_ 1970  
 Gordon, Patrick \_\_\_\_\_ 1989  
 Gosling, Doug \_\_\_\_\_ 1999-2000  
 Gossett, Neal \_\_\_\_\_ 2000-02  
 Graham, Gery \_\_\_\_\_ 1995-97  
 Graham, Jeff \_\_\_\_\_ 1975-76  
 Graham, Michael \_\_\_\_\_ 2021  
 Graham, Taylor \_\_\_\_\_ 2013-14  
 Grant, Robert \_\_\_\_\_ 1998-2001  
 Grant, Russell \_\_\_\_\_ 1996  
 Grant, Steve \_\_\_\_\_ 1968-69  
 Grasso, Tim \_\_\_\_\_ 2007-08  
 Graunke, Tyler \_\_\_\_\_ 2005-08  
 Graves, David \_\_\_\_\_ 2010-12  
 Graves, Emil \_\_\_\_\_ 2018-19

Gray, Ryan \_\_\_\_\_ 1998-99  
 Gray, Tom \_\_\_\_\_ 1958, '60  
 Greeley, Kade \_\_\_\_\_ 2017  
 Green, Alex \_\_\_\_\_ 2009-10  
 Green, Daryl \_\_\_\_\_ 1991-93  
 Green, Gerald \_\_\_\_\_ 1976-77  
 Green III, James \_\_\_\_\_ 2019-21  
 Green, Ryan \_\_\_\_\_ 1996  
 Greg, Mike \_\_\_\_\_ 1969  
 Gregory, Will \_\_\_\_\_ 2012  
 Grice, Regis \_\_\_\_\_ 1973-74  
 Grice-Mullen, Ryan \_\_\_\_\_ 2005-07  
 Griffin, David \_\_\_\_\_ 2013  
 Grimes, Tony \_\_\_\_\_ 2012  
 Grissam, Walter \_\_\_\_\_ 1992, '94-95  
 Guigni, Henry \_\_\_\_\_ 1946-47  
 Guild, Walt \_\_\_\_\_ 1978-79  
 Gutierrez, Moses \_\_\_\_\_ 1972-73  
 Guzman, Ruben \_\_\_\_\_ 2013-14

## ◀ H-H-H ▶

Haake, Alvin \_\_\_\_\_ 1946  
 Haake, Phil \_\_\_\_\_ 1946-48  
 Hackbarth, Alan \_\_\_\_\_ 1998  
 Hadama, Richard \_\_\_\_\_ 1954-56  
 Hadan, Don \_\_\_\_\_ 1967  
 Hadden, Tyler \_\_\_\_\_ 2011-14  
 Hafoka, David \_\_\_\_\_ 2010  
 Hagger, Davasyia \_\_\_\_\_ 2015-16  
 Haggerty, Kevin \_\_\_\_\_ 1983  
 Haines, Bruce \_\_\_\_\_ 1954-56  
 Hale, Barry \_\_\_\_\_ 1968  
 Haley, Wayne \_\_\_\_\_ 1966  
 Hall, Michael \_\_\_\_\_ 1960  
 Hall, Ron \_\_\_\_\_ 1983, '85-86  
 Hall, Ronald \_\_\_\_\_ 1956  
 Hall, Ryan \_\_\_\_\_ 2012  
 Halvorsen, Kyler \_\_\_\_\_ 2021-22  
 Hamilton, O.J. \_\_\_\_\_ 1978-79  
 Hammond, John \_\_\_\_\_ 1967-68  
 Han, Howard \_\_\_\_\_ 1951  
 Han, Paul \_\_\_\_\_ 1962  
 Hanawahine, Bryan \_\_\_\_\_ 1975-78  
 Hanchett, Harry \_\_\_\_\_ 1957  
 Haneberg, Scott \_\_\_\_\_ 1972-73  
 Hanes, David \_\_\_\_\_ 1966  
 Hanna, Sam \_\_\_\_\_ 1969  
 Hanneman, Nephi \_\_\_\_\_ 1964  
 Hannum, Eric \_\_\_\_\_ 1996-97, \_\_\_\_\_ '99-2000  
 Hanohano, Geordon \_\_\_\_\_ 2009-12  
 Hanohano, Moses \_\_\_\_\_ 1937  
 Hansen, Austin \_\_\_\_\_ 2008-11  
 Hansen, Ray \_\_\_\_\_ 1963  
 Hanson, Deacon \_\_\_\_\_ 1991-93  
 Hanson, John \_\_\_\_\_ 1978  
 Hao, John \_\_\_\_\_ 1992-95  
 Hapai, Henry \_\_\_\_\_ 1934-35  
 Harada, Allan \_\_\_\_\_ 1960  
 Hardesty, Lee \_\_\_\_\_ 1955  
 Harding, Matthew \_\_\_\_\_ 1992-95  
 Harding, Scott \_\_\_\_\_ 2011-14  
 Hardy-Tuliau, John \_\_\_\_\_ 2010-13  
 Harley, Patrick Lavar \_\_\_\_\_ 2001-03  
 Harmon, Paul \_\_\_\_\_ 2005  
 Harper, Kenny \_\_\_\_\_ 1990-91  
 Harrington, Dan \_\_\_\_\_ 1972  
 Harrington, David \_\_\_\_\_ 1964  
 Harris, Channon \_\_\_\_\_ 1999-2001  
 Harris, Paul \_\_\_\_\_ 2015-16  
 Harris, Shawn \_\_\_\_\_ 1994  
 Harris, Vaness \_\_\_\_\_ 1975-76  
 Harrison, Larry \_\_\_\_\_ 1967

Harrison, Mike \_\_\_\_\_ 1999-2000  
 Hart, Richard \_\_\_\_\_ 1940  
 Haslip, Wilbert \_\_\_\_\_ 1975-78  
 Hatcher, Donnell \_\_\_\_\_ 1985  
 Hausman, Malik \_\_\_\_\_ 2022  
 Hawkins, Jakeem \_\_\_\_\_ 2007  
 Hawkins, Josh \_\_\_\_\_ 1996  
 Hawthorne, C.J. \_\_\_\_\_ 2006-07  
 Hayakawa, Kenichi \_\_\_\_\_ 1935  
 Hayes, Cameron \_\_\_\_\_ 2016, '18  
 Haynes, Vasquez \_\_\_\_\_ 2013, '15  
 Haynes, Warren \_\_\_\_\_ 1936-38  
 Haynes, Winston \_\_\_\_\_ 1990-91  
 Hazama, Ralph \_\_\_\_\_ 1954  
 Head, William \_\_\_\_\_ 1958  
 Heard, Jesse \_\_\_\_\_ 1974-76  
 Hedges, Donald \_\_\_\_\_ 1951  
 Heffernan, Tom \_\_\_\_\_ 1988, '90-91  
 Heminger, Murray \_\_\_\_\_ 1925  
 Hemmings, Fred \_\_\_\_\_ 1966  
 Hemphill, Fred \_\_\_\_\_ 1980, '82-84  
 Henderson, Demitreus \_\_\_\_\_ 1992-94, '96  
 Henderson, Robert \_\_\_\_\_ 1939-40  
 Henderson, Trayvon \_\_\_\_\_ 2013-14, \_\_\_\_\_ '16-17  
 Hendrie, Max \_\_\_\_\_ 2017-18  
 Henry, Ryan \_\_\_\_\_ 2009-10  
 Hensley, Chad \_\_\_\_\_ 1967  
 Hensley, J.R. \_\_\_\_\_ 2016-19  
 Herbert, Clifton \_\_\_\_\_ 2000-03  
 Herezog, Laddie \_\_\_\_\_ 1964  
 Hernandez, Mark \_\_\_\_\_ 1994-96  
 Herrold, Don \_\_\_\_\_ 1973-75  
 Heun, Jake \_\_\_\_\_ 2009-10  
 Hewett, Kenny \_\_\_\_\_ 1984  
 Hewitt, George \_\_\_\_\_ 1965  
 Hicks, Kalen \_\_\_\_\_ 2016-19  
 Hidalgo, Bob \_\_\_\_\_ 1959  
 Higa, Richard \_\_\_\_\_ 1981-84  
 Higgins, Jeremy \_\_\_\_\_ 2012-14  
 Higgins, Jimmy \_\_\_\_\_ 1984-85  
 Higgins, Parker \_\_\_\_\_ 2019  
 Hilborn, Caden \_\_\_\_\_ 2020  
 Hildebrand, Mike \_\_\_\_\_ 1966  
 Hill, Keith \_\_\_\_\_ 1977-79  
 Hill, Steve \_\_\_\_\_ 1969-70  
 Himeno, Stanley \_\_\_\_\_ 1948-49  
 Hindle, Bill \_\_\_\_\_ 1958  
 Hines, Chuuky \_\_\_\_\_ 2022  
 Hines, Tylan \_\_\_\_\_ 2022  
 Hipa, Daniel \_\_\_\_\_ 1946  
 Hirahara, Ron \_\_\_\_\_ 1962  
 Hirohata, Kenneth \_\_\_\_\_ 1960, '62  
 Hirohata, Milton \_\_\_\_\_ 1958-60, '62  
 Hirota, Cy \_\_\_\_\_ 1991-93  
 Hirota, Jyun \_\_\_\_\_ 1946-48  
 Hisatake, Ray \_\_\_\_\_ 2008-09  
 Hittner, Brian \_\_\_\_\_ 2014-15  
 Ho, Curtis \_\_\_\_\_ 1949-50  
 Ho, Donald \_\_\_\_\_ 1950  
 Ho-Ching, Daniel \_\_\_\_\_ 1995, '97-99  
 Ho Ching, Tauiui \_\_\_\_\_ 2019-20  
 Hodge, Don \_\_\_\_\_ 1959  
 Hodges, John \_\_\_\_\_ 1940  
 Hoffman, John \_\_\_\_\_ 1967-68  
 Hogan, Omega \_\_\_\_\_ 2002-04  
 Holbrook, Mark \_\_\_\_\_ 1958  
 Hollingsworth, Cameron \_\_\_\_\_ 2002-04  
 Hollis, RJ \_\_\_\_\_ 2014-16  
 Hollowell, Britt \_\_\_\_\_ 1993  
 Holly III, Fred \_\_\_\_\_ 2017-19

# ALL-TIME LETTERWINNERS

Holmes, Albert \_\_\_ 1970, '72-73  
 Holmes, Emory \_\_\_ 1967-68  
 Holokai, Benjamin \_\_\_ 1957-58  
 Holt, James \_\_\_ 1955  
 Holt, Lemon "Rusty" 1927-29  
 Holt, Walter \_\_\_ 1925  
 Holyfield, Tony \_\_\_ 1978-81  
 Hong, Bill \_\_\_ 1962-64  
 Hong, George \_\_\_ 1947-48  
 Ho'ohuli, Watson \_\_\_ 2001,  
 \_\_\_ '03-04  
 Ho'ohuli, Wyden \_\_\_ 2022  
 Hookano, Glenn \_\_\_ 1969-70  
 Hooker, George \_\_\_ 2022  
 Hopewell, Henry \_\_\_ 1932-33  
 Hopkins, Tank \_\_\_ 2009, '11  
 Hopp, Austin \_\_\_ 2021-22  
 Hough, Dick \_\_\_ 1967  
 Howell, Noel \_\_\_ 1929-31  
 Hrdlicka, Rick \_\_\_ 1964-65, '67  
 Hubbard, Len \_\_\_ 1966  
 Huber, Jack \_\_\_ 1938  
 Hudgins, Scott \_\_\_ 1973  
 Hudson-Rasmussen, Manu \_\_\_  
 \_\_\_ 2017-18  
 Huffman, Ralph \_\_\_ 1960  
 Huggins, Jake \_\_\_ 2000  
 Hugo, Buddy \_\_\_ 1985  
 Hulsman, James \_\_\_ 1954  
 Hune, Kendall \_\_\_ 2018-19  
 Hunter, Al \_\_\_ 1994-97  
 Hunter, Dae Dae \_\_\_ 2020-21  
 Hunter, Wayne \_\_\_ 2001-02  
 Hurwitz, Loo \_\_\_ 1936  
 Hutchinson, Carl \_\_\_ 1968

## ◀ I-I-I ▶

Ieru, Raphael \_\_\_ 2006-09  
 Ihu, Grey \_\_\_ 2021  
 Ikeda, Al \_\_\_ 1962-65  
 Ilaoa, Nate \_\_\_ 2002, '05-06  
 Iloilo, Adam \_\_\_ 2005  
 Imamoto, Donald \_\_\_ 1953-54  
 Inabata, Arthur \_\_\_ 1963  
 Inferrera, Daniel \_\_\_ 2003  
 Inferrera, Jeremy \_\_\_ 2003-04  
 Ihu, Grey \_\_\_ 2022  
 Ing, James \_\_\_ 1934-35  
 Ing, Ronald \_\_\_ 1949-50  
 Ingraham, Corky \_\_\_ 1974  
 Ingraham, Randy \_\_\_ 1970-71  
 Ingram, Jake \_\_\_ 2005-08  
 Ingram, Jerome \_\_\_ 1984-85  
 Ingram, Luke \_\_\_ 2009-12  
 Inouye, Roy \_\_\_ 1951  
 Iosefa, Joey \_\_\_ 2011-14  
 Iosua, Mike \_\_\_ 1998-2001  
 Iosua, Parson \_\_\_ 1981  
 Isaacs, Alvin \_\_\_ 1947-48  
 Ito, Genta \_\_\_ 2017-18  
 Iwanaga, Archie \_\_\_ 1953, '57  
 Izuka, Daniel \_\_\_ 1956-58

## ◀ J-J-J ▶

Jackson, Houdini \_\_\_ 1998  
 Jackson, Jerrrell \_\_\_ 2014  
 Jackson, Kasey \_\_\_ 1996  
 Jackson, Kevin \_\_\_ 2000-03  
 Jackson, Larry \_\_\_ 1975  
 Jackson, Marquez \_\_\_ 2006  
 Jackson, Marrell \_\_\_ 2012-15  
 Jackson, Mike \_\_\_ 1977-78  
 Jackson, Nate \_\_\_ 1998-2001

Jackson, Orin \_\_\_ 1972  
 Jackson, Shaun \_\_\_ 1999  
 Jackson, Sterling \_\_\_ 2011-12  
 Jacobsen, Douglas \_\_\_ 1965-66  
 Jacobson, Wilson \_\_\_ 1921-22  
 Jardine, Keoni \_\_\_ 1977-80  
 Jasper, Ivin \_\_\_ 1991-93  
 Jasper, Jett \_\_\_ 2008-11  
 Jefferson, Thadius \_\_\_ 1983-86  
 Jenkins, Chuck \_\_\_ 1955  
 Jenkins, Mark \_\_\_ 1995-97  
 Jenkins, Patrick \_\_\_ 2002-03  
 Jett, DeWayne \_\_\_ 1976-79  
 Jiblit, Eric \_\_\_ 1982  
 Jiles, Jovon \_\_\_ 1998  
 Joas, Pereese \_\_\_ 2014-15  
 Johnson, Charles \_\_\_ 1936-38  
 Johnson, Chris \_\_\_ 1977-78  
 Johnson, Daniel 2006-07, '09  
 Johnson, Delmar \_\_\_ 1989, '91  
 Johnson, Derek \_\_\_ 2000  
 Johnson, Don \_\_\_ 1960-64  
 Johnson, Greg \_\_\_ 1968-70  
 Johnson, Jack \_\_\_ 1931-34  
 Johnson, John \_\_\_ 2018-19  
 Johnson, Jordan \_\_\_ 2021-22  
 Johnson, Marco 1983, '85-87  
 Johnson, M.L. \_\_\_ 1983-86  
 Johnson, Sam \_\_\_ 1984  
 Johnson, Shavondi \_\_\_ 1992-94  
 Johnson, Tom \_\_\_ 1971-72  
 Jones, Aaron \_\_\_ 1968  
 Jones, Floyd \_\_\_ 1974  
 Jones, June \_\_\_ 1974  
 Jones, Kennan \_\_\_ 2006  
 Jones, Larry \_\_\_ 1986-89  
 Jones, Lyndell \_\_\_ 1979-80  
 Jones, Mike \_\_\_ 1967-69  
 Jones, Tariq \_\_\_ 2021-22  
 Jones, Warren \_\_\_ 1985, '87-88  
 Jordan, Bill \_\_\_ 1964-65, '66-67  
 Joseph, Neal \_\_\_ 1956  
 Joy, Jim \_\_\_ 1985-87  
 Judd, Clement \_\_\_ 1930  
 Judd, Frank \_\_\_ 1933-35

## ◀ K-K-K ▶

Kaai, Bill \_\_\_ 1969-71  
 Kaaialii, Mitchell \_\_\_ 1989-91  
 Kaaihue, Henry \_\_\_ 1970  
 Kaakua, Hiram \_\_\_ 1929-30  
 Kaapuni, Sam \_\_\_ 1934-37  
 Kaaua, Archie \_\_\_ 1924-25  
 Kaawaluaole, Ted \_\_\_ 1957  
 Kaeo, Bill \_\_\_ 1924-27  
 Kafentzsis, Kent \_\_\_ 1981-82,  
 \_\_\_ '84-85  
 Kafentzsis, Kurt \_\_\_ 1981-84  
 Kafentzsis, Kyle \_\_\_ 1983-86  
 Kafentzsis, Landon \_\_\_ 2004-05  
 Kafentzsis, Mark \_\_\_ 1980-81  
 Kafentzsis, Mikhail \_\_\_ 2005  
 Kafentzsis, Sean \_\_\_ 1987  
 Kafentzsis, Tyson \_\_\_ 2005-08  
 Kahahawai-Welch, Jonah \_\_\_  
 \_\_\_ 2018-19, '21-22  
 Kahale, Chad \_\_\_ 2001-04  
 Kahn, Zehrin \_\_\_ 1987  
 Kahoano, Emrlen \_\_\_ 1982-83  
 Kahoano, Haku \_\_\_ 1988-91  
 Kaho'ohanohano, Adrian \_\_\_  
 \_\_\_ 1972-74  
 Kaho'ohanohano, Frank 1951

Kahoonei, Ken \_\_\_ 1950  
 Kahuanui, Harry \_\_\_ 1946-49  
 Kahuanui, Lance \_\_\_ 1972-75  
 Kajioka, Shayne \_\_\_ 2000-03  
 Kalakau, Willy \_\_\_ 1983-84  
 Kalama, Lonni \_\_\_ 1996-97  
 Kaleleiki, Kalani \_\_\_ 1986-89  
 Kalili, James \_\_\_ 1967, '69-70  
 Kalilimoku, Brad \_\_\_ 2004-07  
 Kalilimoku, Chad \_\_\_ 2002-03  
 Kaloi, Alex \_\_\_ 1974-76  
 Kam, Wilfred \_\_\_ 1950  
 Kama, Reynolds \_\_\_ 1992-94  
 Kamai, Sean \_\_\_ 1991  
 Kamaka, Tristin \_\_\_ 2018  
 Kamakana, John \_\_\_ 1959  
 Kamakana, Spencer \_\_\_ 1940  
 Kamakawiwo'ole, Kalani \_\_\_  
 \_\_\_ 2019-20  
 Kamakawiwo'ole, Kila \_\_\_  
 \_\_\_ 2002-05  
 Kamakeeaina, Paulo \_\_\_ 1996  
 Kamalani, Alva \_\_\_ 1947  
 Kamana, Noa \_\_\_ 2019-22  
 Kamana, William \_\_\_ 1974  
 Kane, Aaron \_\_\_ 1985-87  
 Kane, Eleu \_\_\_ 1997-98  
 Kaneshiro, Gilbert \_\_\_ 1953-54  
 Kaneshiro, Kai \_\_\_ 2018-21  
 Kanoa, Manly III 1998-2001  
 Kaonohi, Marques \_\_\_ 2003-06  
 Kapanui, Chad \_\_\_ 2001-04  
 Kapihe, Ellie \_\_\_ 1994-97  
 Kapoi, Alema \_\_\_ 2020-21  
 Kaspari, Ralph \_\_\_ 1967-69  
 Kasparovitch, Eugene \_\_\_ 1937  
 Kato, Bill \_\_\_ 1973  
 Kato, Walter \_\_\_ 1951-52  
 Katoa, Danny \_\_\_ 1994-95  
 Kau, Wendall \_\_\_ 1946  
 Kauahi, Kani \_\_\_ 1981  
 Kauaihilo, Norman \_\_\_ 1929-31  
 Kauffman, Phil \_\_\_ 2001-04  
 Kauhane, Fred \_\_\_ 1960  
 Kauhane, Jacob \_\_\_ 1958  
 Kauhane, Randy \_\_\_ 1965  
 Kauh, Sione \_\_\_ 2016  
 Kauka, Francis \_\_\_ 1936-39  
 Kauka, Jonathan 1999-2000  
 Kaulia, Nuuanu \_\_\_ 1988-91  
 Kaulukukui, Joe \_\_\_ 1937-40  
 Kaulukukui, Sol \_\_\_ 1946-49  
 Kaulukukui, Thomas 1934-37  
 Kawaguchi, Ken 1947, '49-50  
 Kawakami, Rod \_\_\_ 1968-69  
 Kawasaki, Harold 1957-59, '60  
 Kawawaki, Edward \_\_\_ 1953-56  
 Kay, Rich \_\_\_ 1968-69  
 Kealoha, Beldin \_\_\_ 1976-79  
 Kealoha, Eddie \_\_\_ 1989-91  
 Kealoha, James \_\_\_ 1974  
 Kealoha, Joe \_\_\_ 1962-63  
 Kealoha, Moses \_\_\_ 1949  
 Keanu, Kruze \_\_\_ 2022  
 Keawe, Art \_\_\_ 1958-59  
 Keckeisen, Brian \_\_\_ 1975-78  
 Keene, Jeffery \_\_\_ 2018-19  
 Keith, Lance \_\_\_ 1960  
 Kela, Samson \_\_\_ 1985  
 Keliikipi, West \_\_\_ 2003-04  
 Keliiliki, Hekili \_\_\_ 2018-21  
 Keliipuleole, Irwin \_\_\_ 1959  
 Kelly, Dan \_\_\_ 2005-08

Kema, Noah \_\_\_ 2022  
 Kema-Kaleiwahea, Makani \_\_\_  
 \_\_\_ 2015-16  
 Kemfort, Robert 1997-2000  
 Kemp, Marcus \_\_\_ 2013-16  
 Kennedy, Brannon \_\_\_ 1994-95  
 Kenneybrew, Carl \_\_\_ 1979-82  
 Keomaka, Ryan \_\_\_ 2004-07  
 Khan, Zerin \_\_\_ 1990  
 Khan-Smith, Larry \_\_\_ 1987-90  
 Kia, Aaron \_\_\_ 2006-09  
 Kiaaina, Ronald \_\_\_ 1946  
 Kiesel-Kauhane, R.J. 2006-09  
 Kilbey, Keoni \_\_\_ 1990  
 Kilcoyne, Kekoa \_\_\_ 1996-97  
 Killen, Shephard \_\_\_ 1982-84  
 Killins, Von \_\_\_ 2021-22  
 Kim, Chin Do \_\_\_ 1937-40  
 Kim, Edward \_\_\_ 1939  
 Kim, Peter \_\_\_ 1978  
 Kim, Phillip \_\_\_ 1951  
 Kim, Stanward \_\_\_ 1939  
 Kim, Wallace \_\_\_ 1956  
 Kim, Yong Hee \_\_\_ 1930  
 Kimura, Robert \_\_\_ 1946-47  
 King, Donnie \_\_\_ 2011, '13-14  
 King, Devyn \_\_\_ 2022  
 King, Jack \_\_\_ 1930-31  
 Kinilau, Sean \_\_\_ 1985-87  
 Kinoshita, Thomas \_\_\_ 1964  
 Kipper, Brandon \_\_\_ 2017  
 Kirby, John \_\_\_ 1997, '99  
 Kirkwood, Keith \_\_\_ 2013  
 Kitagawa, Kenneth \_\_\_ 1956-59  
 Kiyosaki, Tom \_\_\_ 1948-49  
 Kiyuna, Stan \_\_\_ 1962  
 Klaneski, Eddie \_\_\_ 1994-97  
 Kleidon, Greg \_\_\_ 2002  
 Kleinkopf, Karl \_\_\_ 1968-69  
 Klemm, Adrian \_\_\_ 1996-99  
 Knight, Tom \_\_\_ 1976-78  
 Knipple, Woody \_\_\_ 1984-85  
 Ko, Young Suk \_\_\_ 1940  
 Ko, Young Suk \_\_\_ 1949  
 Koahi, Al \_\_\_ 1958  
 Koani, Charlie \_\_\_ 1955  
 Koga, Gilbert \_\_\_ 1951  
 Kojima, Dwayne \_\_\_ 1993  
 Koloamatangi, Leo \_\_\_ 2013-16  
 Koloamatangi, Meffy 2015-17  
 Komatani, Harold 1937-38, '40  
 Komine, Britton \_\_\_ 2001-04  
 Kozik, Franklin \_\_\_ 1937  
 Kreutz, Henry \_\_\_ 1971  
 Kreutz, Paul \_\_\_ 1973  
 Kua, Stan \_\_\_ 1978  
 Kuboyama, Clint \_\_\_ 1994-95  
 Kuewa, Kalamaku \_\_\_ 2018-22  
 Kulbeth, Ralph \_\_\_ 1976  
 Kuna, Steve \_\_\_ 1964-65  
 Kunitomo, Casey \_\_\_ 1977  
 Kuratani, Lawrence \_\_\_ 1952  
 Kusunoki, Henry \_\_\_ 1932-35  
 Kyle, Doug \_\_\_ 1979-81

## ◀ L-L-L ▶

Laanui, Roland \_\_\_ 1954-57  
 LaBoy, Cliff \_\_\_ 1973-75  
 LaBoy, Travis \_\_\_ 2001-03  
 Lacey, Gerald \_\_\_ 1993-95  
 LaCount, Kahai \_\_\_ 2003-06  
 LaCount, Kainoa \_\_\_ 2009-10  
 LaDay, Louis \_\_\_ 1987

# ALL-TIME LETTERWINNERS

Ladd, Larry _____ 1965	Lim, Elmer _____ 2010	Mamiya, Richard ___ 1946-49	McLIn, Dennis _____ 1966
Laeli, Fale _____ 2005-08	Lincoln, Roger _____ 1964	Mane, Jason _____ 1994-96	McNicoll, Simmy _____ 1922
Lafaale, Michael ___ 2004-07	Linkner, Dylan _____ 2005-08	Maneafaiga, Bryan _____ 2004	McPherson, George _ 1938-39
Lai, Herbert _____ 1954	Lipp, Joey _____ 2007-09	Manera, Paul _____ 1989-91	McReynolds, Joe _____ 1976
Lakalaka, Steven ___ 2013-16	Lister, John _____ 2011-12	Manners, Lono _____ 2002-05	Mead, Dana _____ 1969-70
Lalau, Eric _____ 1986-87	Little, Walt _____ 1977-78	Manning, Ilm _____ 2018-22	Mears, John _____ 1971
Lam Ho, Wallace ___ 1946-47	Liu, Alan _____ 1972	Manoa, David _____ 2014-17	Meatoga, Vaughn ___ 2008-11
Lambert, Charles _____ 1946	Liu, William _____ 1954	Mansfield, Jim _____ 1991-93	Medieros, Jon _____ 2007-09
Lan, Robert _____ 1987	Lockridge, Cameron _ 2020-21	Manuma, Matt _____ 2001-04	Meier, John _____ 1971-72
Lane, Malcolm _____ 2006-08	Loeffler, Jordan _____ 2011-12	Manuma, Peter _____ 2022	Melemai, William ___ 1974-76
Langkilde, Marcus _____ 2013	Logan, Douglas _____ 1939	Manuma, Steve _____ 1970-71	Meletia, John _____ 1963
Landrum, Solomon _____ 2022	Lolotai, Moga _____ 2007-10	Manutai, Lincoln _____ 2003-04	Melvin, Calvin _____ 1992-94
LaPointe, Stan _____ 1962-63	Lolotai, Waylon _____ 2010-11	Manutai, Saipele _____ 1974-75	Mendez, David _____ 1951-52
Larsen, Greg _____ 1984-85	Loo, Keola _____ 2000	Manuwai, Makai _____ 2018-19	Mendez, Richard _____ 1952
Larsen, Lee _____ 1981-82	Look, La'akea _____ 2016-17	Manuwai, Vincent 1999-2002	Mendonca, Adolph _ 1933-35
Larsen, Walter _____ 1957-60	Look, Tim _____ 1949	Mapu, Simi _____ 1975	Merlo, Carl _____ 1975-76
Larson, Ron _____ 1962	Lopati, Junior _____ 1984	Marcellino, Jerry _____ 1976-77	Merriman, George _____ 1937
LaSalle, Steve _____ 1966-68	Lopes, John _____ 1973-75	Mardner, Nick _____ 2018-21	Meskell, Ryan _____ 2017-19
Lataimua, Tevita _____ 2013	Lopes, Merv _____ 1980-81	Marino, Moses _____ 1951-52	Meyer, Francis _____ 1937-38
Latuselu, Kala _____ 2003-04	Lorenz, Tim _____ 1985	Marquardt, Ron _____ 1966-68	Meyer, William _____ 1939-40
Lau, Fred _____ 1996-98	Louis, Clarence _____ 1934-35	Marsh, Ty _____ 2021-22	Meyers, Ian _____ 1978
Lau, Leonard _____ 1987	Louis, Tony _____ 1933	Martin, Hubbard _____ 1976-78	Miano, Rich _____ 1982-84
Lau, Micah _____ 2004-07	Lovell, Frank _____ 1939	Martin, Michael _____ 2013-14	Micus, Dillan _____ 1995-96
Lau, Norman _____ 1964	Lowe, John _____ 1937	Martinez, A.J. _____ 2005-07	Miheivic, Ed _____ 1966
Lau, Thomas _____ 1951	Loyd, Frank, Jr. _____ 2011-14	Martinez, José _____ 1998	Miller, Dan _____ 1972-73
Laulu, Jonah _____ 2018-21	Luck, Robert _____ 1965-66	Martinson, Martin _ 1930-31	Miller, Dee _____ 1999-2000
Laulu, Steve _____ 1996	Lueke, Bob _____ 1972-73	Masch, Zach _____ 2010-11	Miller, Terill _____ 1962
Laumoli, Jason _____ 2006-07	Lui, Robert _____ 1966	Mashima, Alakai _____ 2018, '20	Millhouse, Kelvin Jr. 2001-03
Laurel, Art _____ 2010-13	Lum, David _____ 1936-37	Masifilo, Daniel _____ 2013	Mills, Billy _____ 1958-59
Laurel, Clayton _____ 2009-11	Lum, Francis _____ 1947-48	Massey, Bill _____ 1968-70	Mills, Jim _____ 1979-82
Lavatai, Deroy _____ 1965	Lum, Tennyson _____ 1960	Masters, John _____ 1972, '74	Milne, Kurt _____ 2003-06
Leaf, Jared _____ 2012	Lumford, Ricky _ 1999-2000	Masterson, Ken _____ 1987	Milovale, Michael _____ 2012-13
Leahy, Bob _____ 1970	Lumpkin, George __ 1970-71	Masuda, Raymond _ 1959-60	Mims, Calvin _____ 1997-98
Leano, Jerry _____ 1995	Luster, John _____ 1968-69	Mataafa, Mason _____ 2018-20	Miranda, Nolan _____ 2003-04
Leatigaga, Chris _____ 2008-09	Lutu, Leroy _____ 2011-12	Matagiese, Siasau _____ 2011-13	Misipeka, Keiki _____ 2001
Lee, Albert _____ 1939	Lutu-Carroll, Paul _____ 2004	Matautia, Solomon _ 2016-19	Mitchell, Bill _____ 1962
Lee, Curtis _____ 1968-69	Lyman, Albert _ 1930, '32-33	Mateo, Belgelrio _____ 1956	Mitchell, Thero ___ 1999-2002
Lee, Francis _____ 1940	Lyons, Harry _____ 1991-92	Matsui, Todd _____ 1999-2000	Miyasato, James _____ 1951
Lee, Joseph _____ 1933-36	Lyons, Jim _____ 1975	Matsukawa, Sadao _ 1950-53	Miyashiro, Michael _ 2002-03
Lee, Kalae _____ 2000-01	Lyons, Tim _____ 1980-81	Matsuo, Kiyoshi _____ 1947-50	Moala, Etuate _____ 2022
Lee, Leonard _____ 2022	Lysen, Paul _____ 1965	Matsuo, Roy _____ 1957-58	Moala, Viane _____ 2016-17
Lee, Paul _____ 1971-73		Matsushima, Harris 1974-77	Moananu, Eperone ___ 2015,
Lee, Sam _____ 1948		Matsuura, Abraham _____ 1939	_____ '17-19
Lee, Warren _____ 1965	◀ M-M-M ▶	Matthews, DJuan _ 2019-21	Mock, Chad _____ 2005-06
Lee-Ho, Zachary _____ 2003	Ma'a, Thomas _____ 1953	Mauga, Ivan _____ 1991	Moe, Tanuvasa _____ 2002-05
Lefiti, Matagisia _____ 2008-11	Ma'afala, Abu _____ 2002-03	Mauia, Reagan _____ 2005-06	Moenoa, Uriah _____ 2001-04
Lefotu, Dave _____ 2011-14	Ma'afala, Ben _____ 1985	May, John _____ 1974, '76-77	Moetului, Charles _ 1984-87
Legay, Levi _____ 2010-11	Ma'afala, Nick _____ 1985-86	Mayo, Jamal _____ 2015-16	Mohoric, Mike _____ 1968-69
Lehor, Steve _____ 1979-82	Macfarlane, Walter _ 1926-29	Mayo, Ken _____ 1969-70	Mojica, Tom _____ 1962-64
Lei, Danny _____ 1981	Maclean, Burton _____ 1960	McAlevy, Charles _____ 1930	Mokiao-Atimalala, Tamatoa _ 2020-22
LeJay, Quincy _____ 1998-99	Macon, Johnny _____ 1994-97	McArthur, Dane _____ 1987-90	Moku, Sam _____ 1983-86
Lelie, Ashley _____ 1999-2001	Maddox, Melvin _____ 1973	McBriar, Mat _____ 2000-02	Moleni, Harold _____ 2012-15
Lemes, Al _____ 1925-26	Maeda, Nelson _____ 1977-79	McBride, Darryl _ 2011-12	Mollner, Mark _____ 1997-98
Lene, Jared _____ 2007	Maeva, David _____ 1987-90	McCagg, Dylan _____ 2012	Monico, Jordan _____ 2010-11
Leon, Rich _____ 1968	Mageo, Malachi _____ 2015-16	McCarthy, Tom _____ 1982-84	Moniz, Bryant _____ 2009-11
Leonard, Adam _____ 2005-08	Maggitt, Dee _____ 2011-14	McClain, Jimmy _____ 1998	Monteilh, Keao _____ 2004-05,
Leonard, Brett _____ 2010-11	Mahaley, Antwan _____ 2006-09	McCloud, Kim _____ 1987-90	_____ '07-08
Leonard, Joshua _____ 2007-08	Mahelona, Steven _____ 2001	McCray, Patrick ___ 1986-87	Montgomery, Bo _____ 2008-09
Leong, Albert _____ 1939	Mahi, Don _____ 1969-70	McCreery, Lew _____ 1952	Montiho, Cliff _____ 1973
Leong, Franklin _____ 1957	Mahoe, Ikaika _____ 2010	McDonald, Cole _____ 2017-19	Moody, Andrew _____ 1978-81
Leslie, Brandon _____ 2011-12	Mahuka, Clayton _ 1986-89	McElroy, Greg _____ 1977-78	Moore, Bob _____ 1967
Letuli, Laupepa 2006-08, '10	Mai, Dave _____ 1966	McGill, Kelly _____ 1991-94	Moore, Ernest _____ 2019-20
Letz, William _____ 1971-73	Maiailoha, Solomon _____ 1937	McGowen, Kim _____ 1974-77	Moore, James _ 1978-80, '82
Levao, Kohl _____ 2018-21	Maiava, Lesa _____ 1996	McGregor, Calvin _____ 1936	Moore, Ken _____ 1981-82
Levingston, John _____ 1983-86	Mailo, Anipati _ 1999, 2003	McGregor, Ivanhoe _____ 1936	Moore, Kona _____ 2022
Lewis, Daniel, Jr. 2014-15, '17	Maka, Francis _____ 2008	McKale, Bill _____ 1979-80	Moore, Robert _____ 1949-50
Lewis, Danney _ 1988-89, '91	Makaula, Kaulana _____ 2022	McKay, Nathan _____ 2006-08	Moreland, Turmarian 2004-05
Lewis, Gary _____ 1976-80	Malabuyoc, Joseph _____ 2010	McKeague, Allan _____ 1956	Moreno, Steve _____ 1964
Lewis, Gerard _____ 2006-07	Malala, Michael _____ 2005-06	McKenzie, Boyd _____ 1937	Morgado, Arnold _____ 1974-75
Lewis, Marlowe _____ 1991	Malapit, Edward _____ 1951-52	McKenzie, Gordon _____ 1936	Morgan, Bobby _ 1998-2000
Liana, Bronson _ 1998-2001	Malepeai, Marcus _____ 1993-95	McKinney, Zacchaeus _ 2021	Morgan, Greyson _____ 2022
Libre, Daniel _____ 2007-08	Malepeai, Marcus _____ 2011-14	McLemore, Dana _ 1978-81	Moriyama, Herbert _ 1963-65,
Liliii, Faamita _____ 1991-93	Mamiya, Christy _____ 1953-56	McLeod, Kingman _ 1978-79	_____ '66
	Mamiya, George _____ 1949-51		



# ALL-TIME LETTERWINNERS

Morley, Mike \_\_\_\_\_ 1955  
 Morris, Wesley \_\_\_\_\_ 1997-98  
 Morrow, Jeff \_\_\_\_\_ 1992-93  
 Morse, Anthony \_\_\_\_\_ 1932-35  
 Morse, John \_\_\_\_\_ 1922-25  
 Morse, Tony \_\_\_\_\_ 1933-36  
 Mose, Arasi \_\_\_\_\_ 2019-20, '22  
 Moser, Lawrence \_\_\_\_\_ 1952  
 Moses, Ernest \_\_\_\_\_ 1932-35  
 Mosley, Kyle \_\_\_\_\_ 1984-85  
 Mossman, David \_\_\_\_\_ 1989  
 Moussa, Jeremy \_\_\_\_\_ 2018  
 Mouton, Ryan \_\_\_\_\_ 2007-08  
 Muasau, Darius \_\_\_\_\_ 2020-21  
 Muasau, Sergio \_\_\_\_\_ 2020, '22  
 Muir, Blake \_\_\_\_\_ 2012  
 Mulanga, Dany \_\_\_\_\_ 2015-17  
 Mullins, Tom \_\_\_\_\_ 1954  
 Muraoka, Jason \_\_\_\_\_ 2014-15  
 Murray, Daniel \_\_\_\_\_ 2004  
 Murray, John \_\_\_\_\_ 1934-35  
 Murray, Jordan \_\_\_\_\_ 2022  
 Murray, Walter \_\_\_\_\_ 1982-85  
 Mutter, Dave \_\_\_\_\_ 1971-73  
 Myers, John \_\_\_\_\_ 1966  
 Myrick, Ollie \_\_\_\_\_ 1990-91

## ◀ N-N-N ▶

Nagata, Allan \_\_\_\_\_ 1930  
 Nagata, Fred \_\_\_\_\_ 1954-56  
 Nahalea, Albert \_\_\_\_\_ 1930-32  
 Nahoopii, Sam \_\_\_\_\_ 1951  
 Nakagawa, Dean \_\_\_\_\_ 1990-91  
 Nakagawa, Edward \_\_\_\_\_ 1946  
 Nakama, Brodie \_\_\_\_\_ 2013-16  
 Nakamoto, Robert \_\_\_\_\_ 1963  
 Nakamura, Ken \_\_\_\_\_ 1946-49  
 Nakazawa, Tony \_\_\_\_\_ 1969-70  
 Nakea, Robert \_\_\_\_\_ 1956  
 Nakikei, George \_\_\_\_\_ 1953  
 Nakumara, Takeo \_\_\_\_\_ 1923, '25  
 Narimatsu, Al \_\_\_\_\_ 1958  
 Nasca, Nathaniel \_\_\_\_\_ 2008  
 Nash, Allan \_\_\_\_\_ 1963  
 Natchsheim, Hank \_\_\_\_\_ 1947-48  
 Natividad, Frank \_\_\_\_\_ 1981-82  
 Nauahi, Viliami \_\_\_\_\_ 2008-09  
 Naukana, George \_\_\_\_\_ 1930  
 Naukana, George \_\_\_\_\_ 1958-59  
 Naumu, Arnold \_\_\_\_\_ 1951-52  
 Naumu, Johnny \_\_\_\_\_ 1939-40  
 Nautu, Branch \_\_\_\_\_ 1996  
 Naylon, Raymond \_\_\_\_\_ 1952-54  
 Neal, Dean \_\_\_\_\_ 1959  
 Neill, John \_\_\_\_\_ 1990  
 Nelson, Alexander \_\_\_\_\_ 1936  
 Nelson II, Hugh \_\_\_\_\_ 2021-22  
 Nelson, Nick \_\_\_\_\_ 2014-15  
 Nelson, Richard \_\_\_\_\_ 1951  
 Newberry, Myron \_\_\_\_\_ 2006-07  
 Newman, Jeff \_\_\_\_\_ 1989-91  
 Nickerson, Carl \_\_\_\_\_ 1973  
 Nicola, Bennett \_\_\_\_\_ 2010  
 Nielsen, Corey \_\_\_\_\_ 2010  
 Nihei, Clarence \_\_\_\_\_ 1956-59  
 Niiro, Kyle \_\_\_\_\_ 2011-12  
 Nishigaya, Koali \_\_\_\_\_ 2020-22  
 Niumatalolo, Ken \_\_\_\_\_ 1987-89  
 Noa, Henry \_\_\_\_\_ 1972-73  
 Noa, Karl \_\_\_\_\_ 2004-07  
 Noa, Kaulana \_\_\_\_\_ 1996-99  
 Noa, Kilinahe \_\_\_\_\_ 2001-04  
 Noa, Kumoku \_\_\_\_\_ 2017, '19

Nobles, Joe \_\_\_\_\_ 1980, '82-84  
 Nobriga, Ted \_\_\_\_\_ 1930-31  
 Noga, Al \_\_\_\_\_ 1984-87  
 Noga, Falaniko \_\_\_\_\_ 1980-83  
 Noga, George \_\_\_\_\_ 1993-95  
 Noga, Pete \_\_\_\_\_ 1983, '85-86  
 Nomura, Doug \_\_\_\_\_ 1981-84  
 Norman, Matt \_\_\_\_\_ 2016-17  
 Norwood, Brian \_\_\_\_\_ 1983-84, \_\_\_\_\_ '86-87  
 Novoa, Aaron \_\_\_\_\_ 2015  
 Nozoe, Walter \_\_\_\_\_ 1951-53  
 Nua, Mark \_\_\_\_\_ 1985-88  
 Nu'uuanu-Kuhi'iki, Joey \_\_\_\_\_ 2017-19

## ◀ O-O-O ▶

Oba, José ph \_\_\_\_\_ 1947-48, '50  
 Obbema, Rick \_\_\_\_\_ 1979-80  
 Oda, Stanley \_\_\_\_\_ 1956-58  
 O'Doherty, Tim \_\_\_\_\_ 1976  
 Odom, Mark \_\_\_\_\_ 1987-90  
 Odum, Zac \_\_\_\_\_ 1991-94  
 O'Grain, Cliff \_\_\_\_\_ 1959-60  
 Oka, Mamoru \_\_\_\_\_ 1953-54  
 Oka, Pat \_\_\_\_\_ 1968-70  
 Okeke, Ikem \_\_\_\_\_ 2016-19  
 Okert, John \_\_\_\_\_ 1968  
 Okimoto, Randall \_\_\_\_\_ 1995-96  
 Olchovy, Patrick \_\_\_\_\_ 2004-05  
 Oliveira, Francis \_\_\_\_\_ 1948  
 Oliveira, Shane \_\_\_\_\_ 1994-97  
 Olmos, James \_\_\_\_\_ 1939  
 Olson, Harold \_\_\_\_\_ 1937-39  
 Ono, Harry \_\_\_\_\_ 1951  
 Onosai, Joe \_\_\_\_\_ 1983-86  
 Ornellas, Kawika \_\_\_\_\_ 2009-12  
 Ortiz, Casey \_\_\_\_\_ 1973  
 Ortiz, Leo \_\_\_\_\_ 1963-64  
 Ortiz, Sterlin \_\_\_\_\_ 2020  
 Ostrowski, Jeremiah \_\_\_\_\_ 2009-12  
 Oswald, Carlton \_\_\_\_\_ 1993-96  
 Owen, Dustin \_\_\_\_\_ 1998-99  
 Owens, Brian \_\_\_\_\_ 1985-86  
 Owens, Chad \_\_\_\_\_ 2001-04

## ◀ P-P-P ▶

Paahao, Doug \_\_\_\_\_ 1987  
 Packer, Damien \_\_\_\_\_ 2013-16  
 Paclebar, Corey \_\_\_\_\_ 2010-12  
 Padello, Kaimana \_\_\_\_\_ 2016-19  
 Padello, KK \_\_\_\_\_ 2018-19  
 Paepule, Timo \_\_\_\_\_ 2004-07  
 Paetz, John \_\_\_\_\_ 1976  
 Page, Andy \_\_\_\_\_ 1981  
 Pale, Peter \_\_\_\_\_ 1990-93  
 Palimmo, Hiram \_\_\_\_\_ 1992-93  
 Pamplin, Rocky \_\_\_\_\_ 1970  
 Pang, Henry \_\_\_\_\_ 1957-60  
 Pang Kee, Tony \_\_\_\_\_ 1990-91  
 Pannell, John \_\_\_\_\_ 1966  
 Panoke, Jonah \_\_\_\_\_ 2019-22  
 Panora, Joe \_\_\_\_\_ 1978  
 Paoa, Gene \_\_\_\_\_ 1950  
 Paredes, Corey \_\_\_\_\_ 2008-11  
 Paredes, Parker \_\_\_\_\_ 2010  
 Park, Radford \_\_\_\_\_ 1978  
 Parkman, Roger \_\_\_\_\_ 1970-71  
 Parrilla, Harding \_\_\_\_\_ 1978  
 Parson, Dedrick \_\_\_\_\_ 2021-22  
 Pasouquen, Ryan \_\_\_\_\_ 2014-15  
 Patek, Jacob \_\_\_\_\_ 2006-07  
 Paternostro, Chuck \_\_\_\_\_ 1969  
 Patterson, Dave \_\_\_\_\_ 1969-70

Patterson, Don'Yeh \_\_\_\_\_ 2016  
 Patton, Kenny \_\_\_\_\_ 2002, '04-06  
 Pau, Lorgon \_\_\_\_\_ 2007  
 Paul, Matt \_\_\_\_\_ 1996-99  
 Paul, Tim \_\_\_\_\_ 1974  
 Paulo, Conrad \_\_\_\_\_ 1994-97  
 Pavihi, Penei \_\_\_\_\_ 2017-18, 20-22  
 Peapealalo, Fanupo \_\_\_\_\_ 2018-19  
 Pedersen, Erik \_\_\_\_\_ 2006-07  
 Pedro, Thomas \_\_\_\_\_ 1937-38  
 Pedroza, Quinton \_\_\_\_\_ 2014-15  
 Pei, Meki \_\_\_\_\_ 2022  
 Pekelo, John \_\_\_\_\_ 1946-47  
 Pennick, Ron \_\_\_\_\_ 1980-81  
 Peoples, Khevin \_\_\_\_\_ 2005-08  
 Peterson, Tiger \_\_\_\_\_ 2022  
 Perdue, Jalen \_\_\_\_\_ 2021-22  
 Perez-Sandoval, Omar \_\_\_\_\_ 1991  
 Perkins, Mike \_\_\_\_\_ 1973-75  
 Permetter, Coyle \_\_\_\_\_ 1985  
 Perry, Alex \_\_\_\_\_ 2022  
 Perry, George \_\_\_\_\_ 2004-05  
 Perry, Ryan \_\_\_\_\_ 2007-08  
 Peters, Hyrum \_\_\_\_\_ 2000-03  
 Peters, Leonard \_\_\_\_\_ 2002-04, '06  
 Petersen, Henry \_\_\_\_\_ 1957  
 Peterson, Mike \_\_\_\_\_ 1993-96  
 Peterson, Tiger \_\_\_\_\_ 2019-21  
 Phillips, Andy \_\_\_\_\_ 1996-99  
 Phillips, Caleb \_\_\_\_\_ 2021-22  
 Phillips, James \_\_\_\_\_ 2019-22  
 Phillips, Ne'Quan \_\_\_\_\_ 2012-15  
 Picanco, Kana'i \_\_\_\_\_ 2018-19  
 Piccola, Joe \_\_\_\_\_ 1986-87  
 Pickens, Bob \_\_\_\_\_ 1962  
 Pierce, Anthony \_\_\_\_\_ 2013  
 Pierson, Terry \_\_\_\_\_ 1969  
 Pigg, Jauron \_\_\_\_\_ 1998  
 Pigott, Bob \_\_\_\_\_ 1996-97  
 Pilanca, Asher \_\_\_\_\_ 2021  
 Pilares, Kealoha \_\_\_\_\_ 2007-10  
 Piltz, Maynard \_\_\_\_\_ 1932-35  
 Pinoski, Rich \_\_\_\_\_ 1986-87  
 Pittman, Grant \_\_\_\_\_ 1989  
 Pluckebaum, Vince \_\_\_\_\_ 1972  
 Plude, Jon \_\_\_\_\_ 1977, '80  
 Plunkett, Terry \_\_\_\_\_ 1951-52  
 Polk, James \_\_\_\_\_ 1998  
 Pollard, Royce \_\_\_\_\_ 2008-11  
 Poomaihealani, Sam \_\_\_\_\_ 1959  
 Porlas, Dane \_\_\_\_\_ 2005-08  
 Posa, Chris \_\_\_\_\_ 2016-17  
 Post, Kenneth \_\_\_\_\_ 1963  
 Poti, Blackie \_\_\_\_\_ 1989  
 Poti, Simon \_\_\_\_\_ 2014-15  
 Poueu-Luna, Bubba \_\_\_\_\_ 2011-13  
 Poussele, Se'e \_\_\_\_\_ 2003-04  
 Pounds, Mitch \_\_\_\_\_ 1980  
 Preston, Albert \_\_\_\_\_ 1978-79  
 Price, Eugene \_\_\_\_\_ 1978-80  
 Price, Larry \_\_\_\_\_ 1952  
 Price, Larry \_\_\_\_\_ 1961-64  
 Price, Mike \_\_\_\_\_ 1985  
 Price, Roy \_\_\_\_\_ 1953-56  
 Price, Tom \_\_\_\_\_ 1958  
 Pritchard, Jeremiah \_\_\_\_\_ 2016-20  
 Prohm, Benjamin \_\_\_\_\_ 1992  
 Pryor, Gene \_\_\_\_\_ 2018-21  
 Puaa Alexander \_\_\_\_\_ 1965  
 Puauali, Iosefa \_\_\_\_\_ 1996  
 Puluti, Bill \_\_\_\_\_ 1972  
 Pung, Moses \_\_\_\_\_ 1956  
 Pupunu, Karsyn \_\_\_\_\_ 2022

Purcell, Amani \_\_\_\_\_ 2006-07  
 Purcell, Elliott \_\_\_\_\_ 2007-10  
 Purcell, Melila \_\_\_\_\_ 2003-06  
 Purdy, Casey \_\_\_\_\_ 2010  
 Purdy, George \_\_\_\_\_ 1956  
 Purdy, Paul \_\_\_\_\_ 1995-96  
 Pu'u-Robinson, Jordan \_\_\_\_\_ 2012, '14

## ◀ Q-Q-Q ▶

Quaintance, Russell \_\_\_\_\_ 1935-38  
 Quarles, Bernard \_\_\_\_\_ 1981-82  
 Quina, Stan \_\_\_\_\_ 1976

## ◀ R-R-R ▶

Raappana, Richard \_\_\_\_\_ 1951  
 Rakhshani, Steve \_\_\_\_\_ 1979-80  
 Randall, Louis \_\_\_\_\_ 1989-91  
 Rasmussen, Kory \_\_\_\_\_ 2015-16  
 Rausch, Brent \_\_\_\_\_ 2008-10  
 Rawlins-Crivello, Kapono \_\_\_\_\_ 2010  
 Rea, Steve \_\_\_\_\_ 1971-72  
 Reardon, John \_\_\_\_\_ 1969  
 Reber, Mike \_\_\_\_\_ 1969-70  
 Redd, Verlon \_\_\_\_\_ 1978-81  
 Reed, Daniel \_\_\_\_\_ 1999  
 Reed, Dewey \_\_\_\_\_ 1994-95  
 Reed, Miles \_\_\_\_\_ 2018-20  
 Reed, Tanoai \_\_\_\_\_ 1993-94  
 Rego, Jayson \_\_\_\_\_ 2006-09  
 Rengal, Mike \_\_\_\_\_ 1967  
 Reuss, Nick \_\_\_\_\_ 1997  
 Reynolds, James \_\_\_\_\_ 1976  
 Reynolds, McKinley \_\_\_\_\_ 1967-68  
 Rhinelander, Harvey \_\_\_\_\_ 1962-63  
 Rhode, Jeffrey \_\_\_\_\_ 2002-05  
 Ricardo, Ramon \_\_\_\_\_ 1970-71  
 Riccardi, Chris \_\_\_\_\_ 1998-2001  
 Rice, Joshua \_\_\_\_\_ 2006-09  
 Richards, Golden \_\_\_\_\_ 1972  
 Richards, Greg \_\_\_\_\_ 1987  
 Richards, Jim \_\_\_\_\_ 1966  
 Richards, Sterling \_\_\_\_\_ 1975  
 Richardson, Pat \_\_\_\_\_ 1973, '75  
 Riewerts, Ed \_\_\_\_\_ 1979-80  
 Riley, Jim \_\_\_\_\_ 1968-69  
 Ripley, Ed \_\_\_\_\_ 1992-94  
 Ritner, Zach \_\_\_\_\_ 2018-19  
 Rivera, Benjamin \_\_\_\_\_ 1957  
 Rivers, Jason \_\_\_\_\_ 2003-04, '06-07  
 Roach, Greg \_\_\_\_\_ 1994-96  
 Roberson, Larry \_\_\_\_\_ 1974, '76  
 Roberts, Calvin \_\_\_\_\_ 2007-08  
 Roberts, Craig \_\_\_\_\_ 1978-79  
 Roberts, Jim \_\_\_\_\_ 1964-65, '66-67  
 Robertson, Ed \_\_\_\_\_ 1968  
 Robertson, Gavin \_\_\_\_\_ 1987-90  
 Robinson, Dan \_\_\_\_\_ 1998-99  
 Robinson, Erik \_\_\_\_\_ 2007-08  
 Robinson, Reggie \_\_\_\_\_ 1980-81  
 Robinson, Robbie \_\_\_\_\_ 1995-97  
 Robinson, Sean \_\_\_\_\_ 1988-90  
 Robinson, Sly \_\_\_\_\_ 1970, '72  
 Rodden, Jim \_\_\_\_\_ 1964-65  
 Rodoni, Fred \_\_\_\_\_ 1967  
 Rodrigues, Randolph \_\_\_\_\_ 1974-76  
 Rodrigues, Samson \_\_\_\_\_ 1959  
 Rodriguez, Frank \_\_\_\_\_ 1958  
 Rodriguez, Steve \_\_\_\_\_ 1968  
 Roe, Morrie \_\_\_\_\_ 1995-97  
 Rogers, Jalen \_\_\_\_\_ 2014-16  
 Rolovich, Jack \_\_\_\_\_ 2004  
 Rolovich, Nick \_\_\_\_\_ 2000-01  
 Ronquillo, Ben \_\_\_\_\_ 1962-65

# ALL-TIME LETTERWINNERS

Ronquillo, Tom \_\_\_ 1975-76  
 Rooks, Eric \_\_\_ 2018  
 Roscoe, Chris \_\_\_ 1987-89  
 Rosehill, Hogan \_\_\_ 2010  
 Rosehill, Olen \_\_\_ 1997-99  
 Rosevold, Doug \_\_\_ 1996-97  
 Ross, Jason \_\_\_ 1993-94  
 Roth, Mike \_\_\_ 1978  
 Roundtree, Dave \_\_\_ 1966  
 Runge, Bryce \_\_\_ 2004  
 Ruppert, Richard \_\_\_ 1971  
 Russell, Doug \_\_\_ 2019  
 Russell, Nathaniel \_\_\_ 2006-07  
 Rutkowski, Tracy \_\_\_ 1987  
 Rutman, Sonny \_\_\_ 1922  
 Ryder, Roy \_\_\_ 1952

Schackow, Gerald \_\_\_ 1960  
 Schager, Brayden \_\_\_ 2021-22  
 Scheible, Jon \_\_\_ 1976  
 Schichtle, Casper \_\_\_ 1959-60  
 Schichtle, Henry \_\_\_ 1959  
 Schmidt, Pat \_\_\_ 1977  
 Schmidt, Robert \_\_\_ 1960  
 Schook, Mike \_\_\_ 1978-79  
 Schroeder, Sean \_\_\_ 2012-13  
 Schroyer, John \_\_\_ 1971-72  
 Schultz, Jim \_\_\_ 1967-68  
 Scott, Dior \_\_\_ 2020-22  
 Scott, Mike \_\_\_ 1982  
 Scott, Paul \_\_\_ 2018-20  
 Scotts, Colin \_\_\_ 1983-85  
 Scruton, Ben \_\_\_ 2016-19  
 Scullion, Kevin \_\_\_ 1976-78  
 Seagrove, Curtis \_\_\_ 1967-68

Sims, Travis \_\_\_ 1989-92  
 Sing, Robert \_\_\_ 1954  
 Singh, Bobby \_\_\_ 1995-96  
 Sione, Earvin \_\_\_ 2009  
 Sjoquist, Doug \_\_\_ 1969-70  
 Skinner, Josh \_\_\_ 1996-99  
 Slade, Larry \_\_\_ 1995  
 Slade-Matautia, Austin \_\_\_ 2014  
 Slepiski Joe \_\_\_ 1965  
 Slye, Jordan \_\_\_ 2005  
 Small, Dominique \_\_\_ 2014  
 Smart, Jared \_\_\_ 2019-21  
 Smiley, Marlon \_\_\_ 1992-94  
 Smith, Allen \_\_\_ 1988-90  
 Smith, Anthony \_\_\_ 1996,  
 \_\_\_ '98-2000  
 Smith, Arthur \_\_\_ 1974-75,  
 \_\_\_ '77-78

Street, Vincent \_\_\_ 1997-98  
 Stringert, Harold \_\_\_ 1972-73  
 Strohlin, Roy \_\_\_ 1937-39  
 Strong, Frank \_\_\_ 1984  
 Stubblefield, Devan \_\_\_ 2015,  
 \_\_\_ '17-18  
 Stuckey, Jim \_\_\_ 1967  
 Stuprich, Reinhold \_\_\_ 1973-74  
 Stutzmann, Billy Ray \_\_\_ 2010-13  
 Stutzmann, Craig \_\_\_ 1998-2001  
 Sugino, Rocky \_\_\_ 1946-47  
 Sullivan, Arthur \_\_\_ 1951  
 Sumida, Mel \_\_\_ 1962  
 Sunia, Alesana \_\_\_ 2017-19  
 Sur, Hank \_\_\_ 1955-56  
 Sutherland, Bill \_\_\_ 1970  
 Sutton, Charles \_\_\_ 1973-75  
 Sweeney, Chris \_\_\_ 1999  
 Sydner, Jeff \_\_\_ 1989-91  
 Sylvester, Joe \_\_\_ 1962, '64

## ◀ S-S-S ▶

Sagapolu, Tavita \_\_\_ 1987-90  
 Sagapolutele, Anthony \_\_\_ 2022  
 Sai, Kapua \_\_\_ 2012  
 Saint Juste, Diocemy \_\_\_ 2013-14,  
 \_\_\_ '16-17  
 Sakamoto, Milton \_\_\_ 1963  
 Sakamoto, Wayne \_\_\_ 1947  
 Salas, Greg \_\_\_ 2007-10  
 Salavea, Peter \_\_\_ 1995  
 Saleamua, Granville \_\_\_ 1983-84  
 Salisbury, George \_\_\_ 1968  
 Salvador, Keahi \_\_\_ 1990-91  
 Samana, Lyno \_\_\_ 1989-91  
 Samia, Moses \_\_\_ 2011-14  
 Sample, Ian \_\_\_ 2004, '06  
 Sampson, Allen \_\_\_ 2010-11  
 Samson, Ben \_\_\_ 1959  
 Samuseva, Lance \_\_\_ 2000-03  
 San Diego, John \_\_\_ 1951-52  
 Sanchez, Rigoberto \_\_\_ 2015-16  
 Sanitosa, Scheyenne \_\_\_ 2017-18  
 Sansone, Mike \_\_\_ 1967  
 Santa Cruz, Victor \_\_\_ 1991-94  
 Santamaria, Bernard \_\_\_ 1997  
 Santiago, Keala \_\_\_ 2016-17  
 Santiago, Lane \_\_\_ 1987  
 Santiago, Louis \_\_\_ 1981-82,  
 \_\_\_ '84-85  
 Santiago, Walter \_\_\_ 1989-91  
 Santos, Jake \_\_\_ 2008  
 Santos, Lester \_\_\_ 1952  
 Santos, Ryan \_\_\_ 2001-02  
 Saole, Rustin \_\_\_ 2004-07  
 Sapolu, Jesse \_\_\_ 1979-82  
 Sapolu, London \_\_\_ 2010-11  
 Sarboe, Joe \_\_\_ 1966  
 Sardo, Joe \_\_\_ 1989-91  
 Sataua, Itai \_\_\_ 1978-79, '81-82  
 Satele, Alvis \_\_\_ 1981-84  
 Satele, Brashton \_\_\_ 2006-08  
 Satele, Hercules \_\_\_ 2004-07  
 Satele, Liko \_\_\_ 2009-11  
 Satele, Samson \_\_\_ 2003-06  
 Sato, James \_\_\_ 1947  
 Satterlee, Don \_\_\_ 1970-72  
 Saufee, Larry \_\_\_ 2004-07  
 Sauberry, Karman \_\_\_ 2000-01  
 Saunders, Rick \_\_\_ 1985-87  
 Savaiigaea, Rocky \_\_\_ 2006-09  
 Sawyer, Harry \_\_\_ 1936  
 Sayles, Terrence \_\_\_ 2017  
 Scanlan, Jerry \_\_\_ 1976-79  
 Schaaf, Mike \_\_\_ 1970-71  
 Schabacker, Bob \_\_\_ 1947  
 Schabacker, George \_\_\_ 1948-50

Searle, David \_\_\_ 1987  
 Searle, Theodore \_\_\_ 1922-25  
 Se'ei, Azia \_\_\_ 2018-19  
 Sellers, Mike \_\_\_ 2011-12  
 Sereno, William \_\_\_ 1940  
 Seti, Siave \_\_\_ 2006-07  
 Seumalo, Joe \_\_\_ 1985, '87-88  
 Shaner, Frank \_\_\_ 1940  
 Shanner, Eugene \_\_\_ 1965-66  
 Sharsh, Jason-Matthew \_\_\_ 2018-19  
 Shaw, Carlos \_\_\_ 1995-96  
 Shaw, Joe \_\_\_ 1992-95  
 Shawley, Luke \_\_\_ 2014-15  
 Sheather, Pat \_\_\_ 1958  
 Sheridan, George \_\_\_ 1963  
 Sherrin, Larry \_\_\_ 1969-71  
 Shibata, Ken \_\_\_ 1973-74  
 Shibuya, Robert \_\_\_ 1946-47  
 Shibuya, Steve \_\_\_ 1964-65  
 Shigematsu, Sean \_\_\_ 2011-14  
 Shimokawa, Ricky \_\_\_ 1993  
 Shine, Tom \_\_\_ 1966  
 Shinnick, Chris \_\_\_ 1996-97  
 Shintaku, Elton \_\_\_ 1971-74  
 Shipley, Matthew \_\_\_ 2020-22  
 Shishido, Shinji \_\_\_ 1954-55  
 Shizuro, James \_\_\_ 1954-55  
 Shon, Francis \_\_\_ 1949, '51  
 Shook, Michael \_\_\_ 1960  
 Shoup, John \_\_\_ 1960  
 Show, Michael \_\_\_ 1966  
 Shrout, Chad \_\_\_ 1995, '97-99  
 Shulte, Robert \_\_\_ 1951, '53  
 Shutter, Cayman \_\_\_ 2010-12  
 Siaosi, Ed \_\_\_ 1991, 1993  
 Sides, Vincent \_\_\_ 1981-82,  
 \_\_\_ '84-85  
 Sila (Shaw), Fo'i \_\_\_ 2019-22  
 Silen, Axel \_\_\_ 1939-40  
 Silva, Bill \_\_\_ 1967-68  
 Silva, Clement \_\_\_ 1939-40  
 Silva, Hal \_\_\_ 1946-49  
 Silva, Lawrence \_\_\_ 1937-40  
 Silva, Louis \_\_\_ 1955-57  
 Silva, Mana \_\_\_ 2008-10  
 Silva, Saffrey \_\_\_ 2001  
 Simmons, Ramsey \_\_\_ 1972-73  
 Simon, Kirk \_\_\_ 1979  
 Simon, Kurt \_\_\_ 1985  
 Simpson, Steve \_\_\_ 1968  
 Sims, Doug Jr. \_\_\_ 1999-2000  
 Sims, Jack \_\_\_ 1982-84  
 Sims, Landon \_\_\_ 2021-22  
 Sims, Marty \_\_\_ 1982-84  
 Sims, Scott \_\_\_ 1999-2000

Smith, Bernard \_\_\_ 1936-39  
 Smith, Brian \_\_\_ 1998-2001  
 Smith, Chris \_\_\_ 1998-99  
 Smith, Donald \_\_\_ 1929  
 Smith, Gary \_\_\_ 1965  
 Smith, George \_\_\_ 1968-69  
 Smith, Jeff \_\_\_ 1967  
 Smith, Nollie \_\_\_ 1937-40  
 Smith, Spencer \_\_\_ 2007-10  
 Smith, Tom \_\_\_ 1935  
 Smith, Vernon \_\_\_ 1939  
 Snickles, Pat \_\_\_ 1967-68  
 Snyder, Jerry \_\_\_ 1966  
 Soares, Blaze \_\_\_ 2006-07, '09  
 Soliai Howlett, Micah \_\_\_ 2020  
 Soli, Mataiua \_\_\_ 2022  
 Sole, Mark \_\_\_ 1976  
 Sone, Masao \_\_\_ 1931-33  
 Sopoaga, Isaac \_\_\_ 2002-03  
 Sotelo, Zhen \_\_\_ 2022  
 Soto, Eric \_\_\_ 1962-65  
 Sousa, Richard \_\_\_ 1951  
 Sovio, Henry \_\_\_ 1969-71  
 Sparks, Glenn \_\_\_ 1971  
 Spelman, Richard \_\_\_ 1982-84  
 Spencer, Bob \_\_\_ 1920-21  
 Spillner, Richard \_\_\_ 1953  
 Spithill, Jack \_\_\_ 1968-69  
 Spotts, Gary \_\_\_ 1976-78  
 Stabile, Bach \_\_\_ 1993-94  
 Stack, Adam \_\_\_ 2020-21  
 Stafford, Bill \_\_\_ 1967  
 Stanley, Levi \_\_\_ 1969-70, '72-73  
 Stant, David \_\_\_ 1988-89  
 Steeve, Doug \_\_\_ 1967  
 Steinhoff, Keoni \_\_\_ 2006-08  
 Stennis, Mike \_\_\_ 1976-77,  
 \_\_\_ '79-80  
 Stennis, Sean \_\_\_ 2003  
 Stephens, Billy \_\_\_ 1986-87  
 Stephens, David \_\_\_ 1973-74  
 Stepter, Steven \_\_\_ 2009  
 Stern, Ken \_\_\_ 1962-63  
 Stevenson, Richard \_\_\_ 1988-91  
 Stevenson, Robert \_\_\_ 1934-36  
 Stevenson, Taz \_\_\_ 2014  
 Stewart, Coby \_\_\_ 1991, '93-94  
 Stewart, Dick \_\_\_ 1962  
 Stickler, Ryan \_\_\_ 2003-04  
 Stokes, Carl \_\_\_ 1980, '83  
 Stone, Daniel \_\_\_ 1939  
 Stone, Jim \_\_\_ 1971-72  
 Stothers, Jerry \_\_\_ 1955-56  
 Stovall, Melquise \_\_\_ 2019-20  
 Stranske, Arthur \_\_\_ 1937-39

Stuckey, Jim \_\_\_ 1967  
 Stuprich, Reinhold \_\_\_ 1973-74  
 Stutzmann, Billy Ray \_\_\_ 2010-13  
 Stutzmann, Craig \_\_\_ 1998-2001  
 Sugino, Rocky \_\_\_ 1946-47  
 Sullivan, Arthur \_\_\_ 1951  
 Sumida, Mel \_\_\_ 1962  
 Sunia, Alesana \_\_\_ 2017-19  
 Sur, Hank \_\_\_ 1955-56  
 Sutherland, Bill \_\_\_ 1970  
 Sutton, Charles \_\_\_ 1973-75  
 Sweeney, Chris \_\_\_ 1999  
 Sydner, Jeff \_\_\_ 1989-91  
 Sylvester, Joe \_\_\_ 1962, '64

## ◀ T-T-T ▶

Ta'ala, Blessman \_\_\_ 2018-22  
 Ta'ala, Maurice \_\_\_ 2021-22  
 Tachibana, Alema \_\_\_ 2011  
 Tachibana, Richard \_\_\_ 1948  
 Tafuna, David \_\_\_ 1986-87  
 Tafuna, Sione \_\_\_ 1996-97, 2001  
 Tagalico, Ron \_\_\_ 1995  
 Tagawa, Kenneth \_\_\_ 1960  
 Tago, Jamie \_\_\_ 2015  
 Tagoi, Junior \_\_\_ 1991-92  
 Taimatua, TJ \_\_\_ 2011-14  
 Takahata, Edwin \_\_\_ 1957-58  
 Sole, Mark \_\_\_ 1976  
 Takayasu, Saburo \_\_\_ 1946-49  
 Takushi, David \_\_\_ 1948-51  
 Talaesea, Junior \_\_\_ 1977-78  
 Talley, Herman \_\_\_ 1989, '91  
 Tam, William \_\_\_ 1954-57  
 Tamanaha, Kenneth \_\_\_ 1962  
 Tanaka, Susumu \_\_\_ 1936-39  
 Tanigawa, Tyler \_\_\_ 1994-97  
 Tanuvasa, David \_\_\_ 1988, '90  
 Tanuvasa, Eliko \_\_\_ 2019-22  
 Tanuvasa, Maa \_\_\_ 1990-92  
 Tanuvasa, Onosai \_\_\_ 1974  
 Tarver, Marcus \_\_\_ 1978-81  
 Tate, Mark \_\_\_ 2001  
 Taulala, Marvis \_\_\_ 1994-95  
 Taufa, Viliami \_\_\_ 2001  
 Taufaasau, Henry \_\_\_ 1959  
 Taufaasau, Hugh \_\_\_ 1965-66  
 Tautalatasi, Pepe \_\_\_ 1990  
 Tautofi, Daniel \_\_\_ 2004-05  
 Tautofi, Darrell \_\_\_ 2003-04  
 Tavai, Jahlan \_\_\_ 2015-18  
 Tavai, Justus \_\_\_ 2019-21  
 Taylor, Andre \_\_\_ 2005  
 Taylor, Bill \_\_\_ 1955  
 Taylor, George \_\_\_ 1962  
 Taylor, John \_\_\_ 1982-83  
 Taylor, Jovonte \_\_\_ 2008-09  
 Taylor, Logan \_\_\_ 2021-22  
 Taylor, Rick \_\_\_ 2007-08  
 Tenno, Toshio \_\_\_ 1946-49  
 Teps, Iuta \_\_\_ 2013  
 Teshima, Karl \_\_\_ 1954-55  
 Teshima, Larry \_\_\_ 1956-57  
 Tharp, Charles \_\_\_ 1997-98  
 Thevenin, Leon \_\_\_ 1936  
 Thomas, Adrian \_\_\_ 2007-10  
 Thomas, Dave \_\_\_ 1976  
 Thomas, Derek \_\_\_ 2018-21

# ALL-TIME LETTERWINNERS

Thomas, Desmond \_2005-08  
 Thomas, Tony \_1995-96  
 Thompson, Afatia 1998-2000  
 Thompson, Alexander \_1953  
 Thompson, Chuck \_1998  
 Thompson, Henry \_1923-25  
 Thompson, Matagi \_2022  
 Thompson, Rich \_1970-72  
 Tigert, Gary \_1974  
 Time, Manase \_2018  
 Timoteo, Kalakaua \_2016-17  
 Tindall, Terry \_1964  
 Tinoco, Mike \_2009-10  
 Tinoisamoa, Pisa \_2000-02  
 Tipoti, Nofu \_1976  
 Tipton, Gregg \_1985-86  
 Tiwanak, Bronson \_2010  
 Todd, Charles \_1976  
 Todoverto, John \_1965  
 Toeaina, Andrew \_1991  
 Toilolo, Alasi \_2008-11  
 Tokuhama, Eugene \_1964-66  
 Tolliver, Mykal \_2017  
 Toloumu, David \_1978-81  
 Tom, Major \_1939  
 Tom, Melvyn \_1960  
 Toma, Edmund \_1951-54  
 Tomimoto, Dan \_1964-66  
 Tomimoto, Stan \_1964-66  
 Tominaga, Howard \_1962-64  
 Tomomitsu, Keith \_1997-98  
 Toney, Dayton \_2021  
 Tong, Sam \_1972-73, '76  
 Tonga, Aulola \_2009  
 Tonga, Pita \_2021  
 Torres, Dakota \_2015-18  
 Torres, Richard \_2008-11  
 Torres, Rudy \_1975  
 Torres-Keohokapu, Breyden \_  
 2011  
 Towns, Charles \_1995  
 Towse, Ed \_1925-28  
 Toyama, Isao \_1930-31  
 Tresler, Mike \_1987-90  
 Tribble, Gordon \_1939  
 Trifonovitch, Alex \_2016-18  
 Triglio, Frank \_1969  
 Tsuda, James \_1946-47  
 Tua, Lemoe \_1987-90  
 Tucker, Shawndel 1999-2000  
 Tucker, Wyatt \_2019-21  
 Tufaga, Isaiah \_2020-22  
 Tufaga, Tuika \_2008-09  
 Tufono, Matt \_1994-95  
 Tuiaso, Ryan \_2015-17  
 Tuiasosopo, Ana \_1983-85  
 Tuifua, David \_1994-95  
 Tuinei, Mark \_1982  
 Tuinei, Tom \_1976-79  
 Tuinei, Tumua \_2016-18  
 Tuioti, Tony \_1996-99  
 Tuioti-Mariner, Lafu 2005-08  
 Tuipulotu, Kaniela \_2010-11  
 Tuitele, Nelson \_1949  
 Tuitupou, John \_2020-22  
 Tulimaiau, Haani \_2014  
 Tulimasealii, Kennedy \_  
 2013-15  
 Tullis, Davine \_2016-17  
 Tupai, Elijah \_2014-16  
 Turner, Bill \_1969-70  
 Turner Jr., Calvin \_2020-21  
 Turner, Solo \_2021

Tuulima, Taaga \_2017-20  
 Tyreman, Steve \_1970-71

## ◀ U-U-U ▶

Uahinui, Justin \_2019  
 Uchida, Blake \_1968-69  
 Uchima, Unkei \_1939-40,  
 \_46-47  
 Ueoka, Richard \_1952-55  
 Ulbrich, Jeff \_1998-99  
 Ulu-Perry, Fred \_2017  
 Ulufale, Semeri 1977-79, '81  
 Umeda, Pat \_1966-69  
 Umiamaka, Kauka \_2021-22  
 Umu, Kamalu \_2010  
 'Unga, Matuisela \_2014-17  
 Untermann, Kent \_1981-84  
 Uperesa, Dane \_2003-06  
 Uperesa, Drew \_2009-10  
 Urban, Brenden \_2014-15  
 Ursery, Darryl \_1983-84  
 Ursua, John \_2016-18  
 Uso, Tafari \_2001  
 Uti, Niko \_2013-14  
 Uyeda, Norman \_1960

## ◀ V-V-V ▶

Vail, Jim \_1965-66  
 Vaioleti, Doug \_1990-92  
 Vaipulu, Solo \_2018-22  
 Valverde, Rodrigo \_1985-87  
 Van Ackeren, Kendrick \_2012  
 Vanness, Boyd \_1954  
 Vanterpool, Micah \_2018-22  
 Vaughn, Jason \_1998  
 Vega, Mason \_2019  
 Vegas, Keith \_1985  
 Veikune, David \_2006-08  
 Velasco, Kevin \_1976  
 Velasco, Sal \_1990  
 Vele, Justin \_2012-15  
 Veneri, John \_1992-94  
 Veu, Togi \_1985  
 Victor, Lincoln \_2019-20  
 Vierra, Albert \_1951  
 Vierra, Mike \_1975-76  
 Viliamu, Peter \_1990  
 Voeller, Scott \_1975, '77-78  
 Von Giesen, Elwood \_1946

## ◀ W-W-W ▶

Wa'a, Bubba \_2019-20  
 Wa'a, John \_2014-17  
 Wade, Everett \_1983-86  
 Wadsworth, Mike \_2009  
 Wagner, Richard \_1973-75  
 Wainee, Solomon \_1960  
 Waitley, Damon 1958-59, '60  
 Walker, Derek \_1985, '87  
 Walker, Lewis \_2009-10  
 Walker, Roy \_1965  
 Wallace, Sam \_1947-49  
 Wallace, Sam \_1956  
 Wallwork, Aylett \_1957-58,  
 \_'60, '62  
 Walsh, James \_1962  
 Walsh, Koldene \_1984  
 Walters, Dennis \_1972-73  
 Walthall, Jalen \_2022  
 Ward, JoJo \_2018-19  
 Warren, Yaphet \_1998-99  
 Washington, Brett \_1995  
 Washington, Michael \_2005-08

Washington, Michael \_2019-20  
 Watanabe, Eric \_1950-53  
 Watasaki, Sadao \_1939-40,  
 \_46-47  
 Watase, Richard \_1953  
 Watkins, Fred \_1967  
 Watson, Keahi \_2008  
 Watson, Keala \_2005-08  
 Weatherby, Roger \_1970  
 Weaver, Avion \_1997-2000  
 Weber, John \_1968-69  
 Weems, Marcus \_2003-04  
 Weidanz, Peter \_1986-89  
 Weight, Charles \_1925  
 Weir, Don \_1972-73  
 Welch, Gerald \_2000-01,  
 \_'03-04  
 Wentling, C.B. \_1995-96  
 Wescoatt, Norman \_1930  
 West, John \_2002-03  
 Westfall, Ray \_1958  
 Whieldon, Jason \_2002-03  
 Whitaker, Terry \_1988-91  
 Whitby, Ashton \_1975  
 White, Jeris \_1970-73  
 White, Rick \_1970-71  
 Whitson, Steve \_1968  
 Whitted, Lynn \_1967  
 Whittle, Bill \_1925-28  
 Wilde, John \_1966  
 Wilkes, Bob \_1957  
 Williams, Chris \_2005  
 Williams, Daryl \_1980-83  
 Williams, Donnell \_1997-98  
 Williams, Ghana \_1993  
 Williams, Khary \_1993-94  
 Williams, Lance \_2012-15  
 Williams, Lonnie Le'Trae \_  
 1998-2001  
 Williams, Lonnie Lloyd \_  
 1967-68  
 Williams, Manly \_1989-91  
 Williams, Manly \_2016-19  
 Williams, Marcel \_1984-87  
 Williams, Russell \_2015-17  
 Williams, Steve \_1965  
 Williams, Stewart \_1990-93  
 Williamson, Russ \_1976  
 Wills, Colin \_2001-02  
 Wilson, Bim \_1950  
 Wilson, Lawrence \_2005-06  
 Wilson, Pete \_1950  
 Wilson, Riley \_2020-22  
 Wilson, Stephen \_1993-94  
 Wilson, Terry \_2010  
 Wilson, Zach \_2016, '18-19  
 Wily, Aofaga \_2003  
 Winchester-Makainai, Chauncy  
 \_2010-12  
 Windell, Jim \_1965  
 Winfrey, Jerry \_1989-90  
 Winkfield, Bobby \_1973-75  
 Wise, Bernie \_1965  
 Wise, Bill \_1922-25  
 Wise, John \_1930-31  
 Wise, Jonah \_1930-31  
 Wise, Mel \_1962-63  
 Withy-Allen, Shawn \_  
 1999-2002  
 Witney, Lavon \_1937  
 Wittek, Max \_2015  
 Won, Ernest \_1936-38  
 Wong, Hauoli \_1995

Wong, John \_1939  
 Wong, Kaleo \_2008  
 Wong, Kim Sing \_1951  
 Wong, Laiana \_2002-03  
 Wong, Lionel \_1946-48  
 Wong, Mun Kin \_1940  
 Wong, Orlando \_2004  
 Wong, Pete \_1962  
 Wong, Richard \_1939-40  
 Wong, Wallace \_1947  
 Wood, Ron \_1997  
 Woodard, Tavita \_2011-13  
 Woodcock, John \_1974-75  
 Woods, Chris \_1967  
 Woodson, Anthony 1980-82, '84  
 Woodson, Jack \_1958  
 Woodward, Doug \_1968  
 Woodsey, Ikaika \_2013-16  
 Wright, Gary \_2000-03  
 Wright, Jack \_1975-78  
 Wright, Matt 1998, 2000-02  
 Wright, Robert \_1956  
 Wright, Tim \_2004  
 Wright-Jackson, Leon 2007-09  
 Wyatt, Kolby \_2021-22  
 Wyckoff, Dennis \_1971-72

## ◀ Y-Y-Y ▶

Yamada, Lloyd \_1956-57  
 Yamasaki, Ross \_1989  
 Yamashiro, David \_1979  
 Yamashita, Gerald \_1958  
 Yamashita, Tad \_1995  
 Yap, Beau \_2011-14  
 Yap, Boyd \_1981-82  
 Yee, Andy \_1962  
 Yellen, Joey \_2022  
 Yokono, Jerry \_1958  
 Yorita, Yasuo \_1972-73  
 York, Rod \_1994-95  
 Yord, Bill \_1950  
 Young, Cliff \_1962-63, 1965  
 Young, Gordon \_1925  
 Young, Lamar \_1987, '89  
 Young, Reggie \_1981-82  
 Young, Ronson \_2021  
 Yowell, Lindsey \_1993-94

## ◀ Z-Z-Z ▶

Zane, George \_1933-34  
 Zimmerman, Eugene \_1960  
 Zinker, Larry \_1966  
 Zoller, Derek \_1998  
 Zwahlen, Aaron \_2016

*Note: This list is incomplete. If anyone has any factual information regarding names not listed, please contact the UH Sports Media Relations Office.*

*Redshirts who have played in at least one game have been included in this list, beginning in the 2018 season.*

# YEARLY STATISTICS

(complete team statistics kept since 1967 season; all prior seasons are incomplete)

## YEAR-BY-YEAR (HAWAII)

Year	Rushing				Passing				Total Offense			Punt Return			Kick Return			Int Return			Penalty		Scoring			
	ATT	YDS	TD	YPG	ATT	CPL	INT	YDS	TD	YPG	PL	YDS	YPG	ATT	YDS	TD	ATT	YDS	TD	INT	YDS	TD	NO	YDS	PTS	PPG
1967	442	1728	-	172.8	233	124	6	1617	10	161.7	675	3345	334.5	35	382	-	30	630	-	12	263	-	66	614	205	20.5
1968	432	1553	18	155.3	324	171	14	2110	23	211.0	754	3663	366.3	46	446	0	41	807	0	15	171	2	56	511	312	31.2
1969	477	1932	21	193.2	302	144	22	1934	14	193.4	746	3866	386.6	30	335	3	40	950	1	14	300	3	40	430	313	31.3
1970	546	2380	25	216.4	250	121	12	1476	12	134.1	795	3856	350.5	34	349	0	34	617	0	26	259	1	63	607	286	26.0
1971	509	2013	22	183.0	288	132	20	1872	9	170.1	796	3885	353.1	35	102	0	41	747	0	21	271	2	78	727	255	23.2
1972	548	2078	21	188.9	244	106	15	1541	16	140.0	792	3619	329.0	22	82	0	32	564	0	17	141	1	81	889	282	25.6
1973	503	1739	9	158.1	243	129	18	1688	12	153.4	746	3427	311.5	37	217	1	28	453	0	13	160	1	73	858	205	18.6
1974	583	1752	14	159.3	271	128	19	1369	7	124.4	855	3121	283.7	27	24	0	39	715	0	21	219	0	78	857	175	15.9
1975	597	2367	13	215.2	157	72	11	883	4	80.3	754	3250	295.5	31	257	2	38	664	0	21	207	2	89	837	180	16.3
1976	574	2222	18	202.0	188	77	19	754	3	68.5	762	2974	270.4	18	56	0	62	949	0	16	144	0	84	818	154	14.0
1977	531	2051	17	187.4	226	121	10	1734	11	157.6	757	3795	345.0	18	226	1	36	559	0	19	243	0	94	1065	250	22.7
1978	575	2280	19	207.3	221	115	10	1503	14	136.6	796	3783	343.9	17	160	0	43	617	0	15	187	0	105	961	251	22.8
1979	590	2829	29	257.2	202	90	9	1136	10	103.3	792	3985	360.5	39	387	2	34	823	0	18	144	0	94	1028	330	30.0
1980	566	2176	20	197.8	213	104	14	1244	7	113.1	779	3420	310.9	31	269	1	34	698	0	16	190	3	98	835	260	23.6
1981	617	2893	29	263.0	226	114	7	1610	10	146.4	843	4503	409.4	37	396	3	23	444	0	13	170	0	79	750	328	29.8
1982	547	2112	18	192.0	272	144	9	1884	10	171.3	819	3996	363.3	23	197	0	27	458	0	16	174	1	79	606	240	21.8
1983	456	1363	12	123.9	315	176	17	2546	18	231.5	771	3909	355.4	30	240	0	28	560	0	15	179	0	88	777	251	22.8
1984	482	1800	15	163.6	301	148	5	2197	6	199.7	783	3997	363.4	41	292	1	29	514	0	17	126	0	71	615	217	19.7
1985	551	1866	18	155.5	342	185	13	2441	12	203.4	893	4307	358.9	33	221	0	29	607	0	20	185	2	104	869	269	22.4
1986	489	1540	16	128.3	393	216	20	2709	11	225.8	882	4249	354.1	30	297	0	44	890	0	12	115	2	83	695	238	19.8
1987	576	2414	28	201.2	312	152	14	2334	12	194.5	888	4748	395.7	33	218	0	41	877	0	21	199	2	72	596	337	28.0
1988	625	2721	24	226.8	260	139	11	2287	20	190.6	885	5008	417.3	24	207	0	50	1150	1	16	359	2	88	708	383	31.9
1989	603	3054	34	254.5	284	157	14	2312	18	192.7	887	5366	447.2	31	334	1	44	826	0	16	246	3	111	817	457	35.1
1990	495	2105	20	175.4	347	173	17	2819	26	234.9	842	4924	410.3	43	514	1	42	758	0	17	171	0	84	750	374	31.1
1991	627	3416	32	284.7	252	101	14	1592	7	132.7	879	5008	417.3	26	207	0	45	986	1	7	87	0	74	578	335	27.9
1992	<b>630</b>	<b>3519</b>	32	<b>293.3</b>	188	80	6	1346	11	109.7	818	4835	402.9	30	370	2	38	833	2	14	113	2	74	565	394	32.8
1993	569	3247	<b>35</b>	270.6	234	117	6	1937	17	161.4	803	5184	432.0	31	289	1	39	805	0	7	58	0	70	670	393	32.8
1994	516	2384	18	198.7	303	142	20	1952	11	162.7	820	4336	361.3	34	247	3	41	845	0	8	98	1	88	617	260	21.7
1995	559	2688	27	224.0	277	135	5	1892	10	157.7	835	4580	381.7	26	162	0	53	1057	0	8	115	1	98	824	285	23.8
1996	468	1632	9	136.0	304	154	15	1441	9	120.1	772	3073	256.1	25	210	0	52	991	0	7	151	2	70	595	161	13.4
1997	459	1085	14	90.4	377	210	22	2469	5	205.8	836	3554	296.2	35	359	0	42	807	0	10	56	0	88	734	189	15.8

# YEARLY STATISTICS

Year	Rushing			Passing			Total Offense			Punt Return			Kick Return			Int Return			Penalty		Scoring					
	ATT	YDS	TD	YPG	ATT	CPL	INT	YDS	TD	YPG	PL	YDS	YPG	ATT	YDS	TD	ATT	YDS	TD	INT	YDS	TD	NO	YDS	PTS	PPG
1998	432	1313	6	109.4	383	169	15	2211	11	184.3	815	3524	293.7	33	286	0	53	1052	0	3	90	0	82	664	149	12.4
1999	294	1069	13	82.2	577	297	19	3944	28	328.7	871	5013	417.8	38	282	0	45	876	0	17	272	3	115	1069	348	26.7
2000	239	885	13	73.8	609	309	23	3875	25	322.9	848	4760	396.7	30	294	0	55	1066	0	12	90	0	116	830	294	24.5
2001	285	976	13	81.3	570	327	16	4576	41	381.3	855	5552	462.7	35	395	2	39	1180	2	14	377	3	95	845	483	40.2
2002	308	1533	26	109.5	731	407	26	5406	35	386.1	1039	6939	495.6	39	334	0	59	1264	0	18	319	4	122	1041	502	35.8
2003	318	1452	18	103.7	754	444	27	5382	42	384.4	1072	6834	488.1	49	439	0	47	1019	1	15	66	1	105	929	486	34.7
2004	264	1247	17	95.9	636	370	18	4402	38	338.6	900	5649	434.5	38	532	5	62	1241	1	14	80	1	78	647	467	35.9
2005	279	1103	11	91.9	578	379	15	4611	37	384.2	857	5714	476.2	11	72	0	59	1140	0	9	114	0	101	872	368	30.6
2006	298	1651	22	117.9	615	444	12	6178	62	441.3	913	7829	559.2	29	233	0	46	909	1	14	290	3	103	929	656	46.8
2007	279	944	16	72.6	663	459	23	5713	51	439.5	942	6657	512.1	25	311	1	61	1482	3	20	421	5	91	861	564	43.4
2008	412	1323	18	94.5	490	290	22	3518	24	251.3	902	4841	345.8	31	62	0	67	1370	1	15	252	1	122	1097	345	24.6
2009	292	1306	12	100.5	569	339	17	4381	25	337.0	861	5687	437.5	23	150	0	67	1518	0	12	69	0	78	652	296	22.8
2010	308	1489	25	106.4	618	394	17	5520	42	394.3	926	7009	500.6	19	72	0	57	1149	0	23	322	3	90	836	554	39.6
2011	301	1240	22	95.4	598	359	10	4014	29	308.8	899	5254	404.2	26	227	0	60	1434	0	14	240	2	79	597	409	31.5
2012	439	1303	12	108.6	398	206	13	2266	12	188.8	837	3569	297.4	25	321	2	58	1488	3	9	79	1	71	648	254	21.2
2013	428	1375	12	114.6	519	296	22	3617	31	301.4	947	4992	416.0	25	186	0	53	1111	0	9	85	1	88	777	329	27.4
2014	524	1943	15	149.5	469	231	14	2794	15	214.9	993	4737	364.4	26	229	0	41	789	0	11	139	0	80	640	272	20.9
2015	425	1611	15	123.9	422	202	21	1542	12	192.4	847	4112	316.3	26	201	1	53	1130	1	3	36	0	107	897	229	17.6
2016	477	2293	25	163.8	438	257	15	3185	25	227.5	915	5478	391.3	8	63	0	64	1403	0	11	78	1	116	1003	396	28.3
2017	420	2018	15	168.2	423	260	8	2814	19	234.5	843	4832	402.7	6	30	0	41	812	0	9	130	1	93	826	273	22.8
2018	418	1534	11	109.6	545	320	12	4344	43	310.3	963	5878	419.9	20	173	1	40	866	0	5	17	0	83	737	431	30.8
2019	421	2009	21	133.9	635	396	17	5056	42	337.1	1056	7065	471.0	21	102	1	49	1092	0	14	323	3	103	918	508	33.9
2020	324	1372	15	152.4	195	316	6	2083	14	231.4	640	3455	383.9	12	64	0	25	583	1	12	16	0	48	386	236	26.2
2021	431	1857	22	142.8	462	260	16	3408	19	262.2	893	5265	405.0	11	69	0	30	565	0	14	297	3	68	586	374	28.8
2022	406	1784	16	137.2	490	261	12	2672	13	205.5	896	4456	342.8	13	49	0	41	656	0	10	124	1	73	653	257	19.8

Regular season games' statistics only through 2001.

Statistics include bowl games starting in 2002.

Bold indicates all-time season high.

# YEARLY STATISTICS - OPPONENT

(complete team statistics kept since 1967 season; all prior seasons are incomplete)

## YEAR-BY-YEAR (OPPONENTS)

Year	Rushing				Passing				Total Offense				Punt Return			Kick Return			Int Return			Penalty		Scoring		
	ATT	YDS	TD	YPG	ATT	CPL	INT	YDS	TD	YPG	PL	YDS	YPG	ATT	YDS	TD	ATT	YDS	TD	INT	YDS	TD	NO	YDS	PTS	PPG
1967	453	1043	-	104.3	205	88	12	1040	-	104.4	658	2083	208.3	19	132	-	41	575	-	6	67	-	64	578	118	11.8
1968	444	1365	11	136.5	261	118	15	1892	15	189.2	705	3257	325.7	37	221	1	46	751	1	14	132	1	54	553	199	19.9
1969	486	1805	17	180.5	230	109	14	1675	9	167.5	716	3480	348.0	27	149	0	56	966	1	22	240	0	45	420	235	21.3
1970	457	1345	8	122.3	334	127	<b>26</b>	1850	11	168.1	801	3196	290.5	27	116	0	52	1092	0	12	182	0	54	428	149	13.5
1971	487	1747	17	158.0	279	120	21	1726	12	156.9	766	3473	315.7	25	76	0	35	668	0	20	177	1	68	816	224	20.5
1972	461	1364	17	124.0	262	113	17	1545	7	140.4	722	2909	264.5	34	347	0	49	971	0	15	232	2	68	660	215	19.5
1973	506	1415	12	128.7	233	97	13	1333	3	121.1	739	2748	249.9	22	55	0	42	898	0	18	328	2	73	805	152	13.8
1974	657	2072	13	188.3	210	78	21	1126	10	102.4	767	3177	288.8	36	302	0	41	834	0	19	248	1	94	1013	211	19.1
1975	506	1779	12	161.7	208	105	21	1514	10	137.6	714	3288	298.9	14	138	1	31	623	1	11	109	2	77	753	201	18.2
1976	589	2993	37	<b>272.0</b>	203	104	15	1714	15	155.8	792	4707	427.9	35	222	0	26	515	0	19	196	0	98	1010	377	34.2
1977	576	2757	20	250.6	264	120	19	1659	8	150.8	840	4416	401.5	26	79	-	44	819	-	10	150	1	95	1023	233	21.2
1978	555	2214	21	201.3	264	137	15	1941	12	174.0	919	4118	374.9	23	171	1	41	749	0	10	140	1	81	938	280	25.5
1979	509	1835	19	166.8	259	126	17	1539	7	139.9	768	3374	306.7	15	42	0	50	829	0	9	160	0	82	730	213	19.4
1980	512	2031	16	184.6	318	152	14	1865	8	169.5	830	3896	354.2	20	63	1	41	755	0	14	173	1	83	747	212	19.2
1981	418	1230	3	111.8	337	171	13	2131	10	193.7	755	3361	305.5	21	78	0	47	930	1	8	49	0	70	613	130	11.8
1982	454	2151	20	195.5	305	170	16	2288	8	208.0	759	4439	403.5	25	162	1	29	415	0	9	56	0	74	657	230	21.9
1983	533	1955	21	177.7	272	143	14	1881	9	171.0	805	3836	348.7	29	122	0	38	671	0	17	118	0	59	444	236	20.4
1984	456	1719	15	156.3	301	156	17	2028	6	184.4	757	3747	340.6	26	150	0	38	686	0	5	13	0	88	665	181	16.5
1985	486	1593	21	132.8	357	204	19	2619	9	218.3	843	4212	351.0	26	169	-	40	815	-	13	76	-	77	641	261	21.8
1986	470	1350	15	112.5	321	178	11	1873	9	156.1	791	3223	268.6	29	327	1	49	762	0	21	367	<b>4</b>	85	624	235	19.5
1987	508	1537	24	128.1	361	199	20	2633	12	219.4	869	4170	347.5	27	220	1	64	1272	0	17	76	0	75	638	300	25.0
1988	483	1689	15	140.8	385	211	15	2874	19	239.5	868	4563	380.3	31	218	0	68	1495	0	11	65	0	83	727	283	23.5
1989	428	1152	16	96.0	382	212	16	2690	13	224.2	810	3842	320.2	24	196	1	78	1442	0	15	139	0	68	572	248	19.0
1990	494	1365	15	113.8	427	230	14	2794	16	232.8	921	4159	346.6	23	267	0	70	1033	0	17	137	0	82	675	257	21.4
1991	502	2222	32	185.2	321	191	7	3161	16	263.4	823	5383	448.6	41	413	2	53	991	1	14	228	2	74	695	388	32.3
1992	501	2003	23	193.5	400	222	14	3004	14	250.3	901	5007	417.3	24	315	1	59	1147	0	6	85	1	67	619	300	25.0
1993	545	2249	25	187.4	324	194	7	2879	18	239.9	873	5128	427.3	20	225	1	41	896	0	6	132	1	70	670	357	29.8
1994	549	1982	18	165.2	334	189	8	2508	14	209.0	883	4490	374.2	20	169	0	44	964	0	20	221	1	100	849	273	22.8
1995	502	2616	37	218.0	353	202	8	2563	16	213.6	855	5179	431.6	19	225	1	37	740	0	5	14	0	76	669	401	33.4
1996	538	2797	28	233.1	300	163	7	2143	21	178.6	838	4940	411.7	44	594	3	49	701	0	15	174	1	80	634	433	36.1
1997	481	1676	13	139.7	339	169	10	2188	17	182.3	820	3864	322.0	36	<b>639</b>	<b>6</b>	40	867	0	22	345	3	87	690	308	25.7

# YEARLY STATISTICS - OPPONENT

Year	Rushing			Passing			Total Offense			Punt Return			Kick Return			Int Return			Penalty		Scoring					
	ATT	YDS	TD	YPG	ATT	CPL	INT	YDS	TD	YPG	PL	YDS	YPG	ATT	YDS	TD	ATT	YDS	TD	INT	YDS	TD	NO	YDS	PTS	PPG
1998	480	2269	25	189.1	314	189	3	2484	25	207.0	839	4753	396.1	56	616	2	27	716	2	15	161	0	83	591	422	35.2
1999	567	2240	23	186.7	360	211	17	2283	16	190.3	927	4523	376.9	29	202	1	56	1053	0	19	218	0	115	936	332	25.5
2000	593	2529	26	210.8	331	184	12	2333	18	194.4	924	4862	405.2	20	149	1	47	948	0	23	487	3	96	794	399	33.2
2001	544	2183	15	181.9	447	244	14	2997	22	249.8	991	5180	431.7	18	141	0	58	1237	2	16	428	1	111	919	318	26.5
2002	596	2362	24	168.7	495	253	18	3168	21	226.3	1091	5530	395.0	25	453	3	58	1214	0	26	234	0	120	1043	389	27.7
2003	590	2217	28	158.4	461	261	15	3351	17	239.4	1051	5568	397.7	27	289	0	44	1044	0	27	293	3	98	862	427	30.5
2004	609	3284	42	252.6	423	236	14	3057	21	235.2	1032	6341	487.8	40	419	1	46	1192	0	18	195	1	111	911	499	38.3
2005	482	2251	28	187.6	380	236	9	3010	25	250.8	862	5261	438.4	16	251	1	51	989	0	15	225	2	89	874	428	35.6
2006	485	1905	13	136.1	446	224	14	3384	29	241.7	931	5289	377.8	8	62	0	66	1439	1	12	49	0	72	635	337	24.0
2007	500	1740	20	133.8	454	259	20	2782	16	214.0	954	4522	347.8	14	250	1	88	2100	2	23	229	1	85	727	331	25.5
2008	515	1989	18	142.1	409	240	15	3063	27	218.8	924	5052	360.0	27	268	1	54	1317	1	22	248	3	86	739	404	28.9
2009	537	2624	33	201.8	334	214	12	2635	16	202.7	871	5259	404.5	9	15	0	48	1059	0	17	142	1	68	641	383	29.5
2010	524	1902	20	135.9	445	262	23	3104	24	221.7	969	5006	357.6	16	229	1	90	1810	0	17	345	3	90	782	357	25.5
2011	475	2202	19	142.5	424	247	14	3184	28	244.9	899	5036	387.4	4	30	0	69	1244	0	10	138	0	81	736	378	29.1
2012	324	2282	34	190.2	308	169	9	2193	20	182.8	830	4475	372.9	30	350	0	42	917	1	13	283	4	76	748	428	35.7
2013	578	2563	27	213.6	416	248	9	3373	27	281.1	994	5936	494.7	23	93	0	34	749	0	22	314	3	69	635	465	38.8
2014	537	2240	19	172.3	421	243	11	3196	26	245.8	958	5436	418.2	18	29	0	28	770	0	14	136	0	83	698	349	26.8
2015	686	3118	33	239.8	364	224	3	2716	23	208.9	1050	5894	448.8	28	209	0	25	667	1	21	246	0	90	799	463	35.6
2016	620	3279	31	234.2	393	246	11	3183	29	227.4	1013	6462	461.6	29	292	1	44	891	0	15	281	4	96	915	522	37.3
2017	480	2522	23	210.2	334	213	9	2983	29	248.6	814	5505	458.8	27	201	0	47	957	2	8	79	1	68	619	407	33.9
2018	582	2865	35	204.6	395	242	5	3291	28	235.1	977	6156	439.7	23	104	0	46	1083	0	12	250	1	101	983	491	35.1
2019	545	3042	37	202.8	484	286	14	3428	23	228.5	1029	6470	431.3	12	165	0	30	654	0	17	220	1	88	767	478	31.9
2020	381	1905	17	211.7	145	264	12	1774	12	197.1	645	3679	408.8	20	246	0	16	373	1	6	146	1	56	521	248	27.6
2021	502	2032	24	156.3	506	289	14	3770	24	290.0	1008	5802	446.3	9	93	1	27	630	1	16	75	0	81	797	408	31.4
2022	495	2773	28	213.3	368	235	10	2923	21	224.8	863	5696	438.2	15	132	0	9	165	0	12	169	0	67	632	451	34.7

Regular-season games' statistics only through 2001.

Statistics include bowl games starting in 2002.

Bold indicates all-time season high.

# YEARLY RESULTS

YEAR	OVERALL				COLLEGIATE				CONFERENCE				BOWL	FINAL RANK	VS TOP 25	HEAD COACH	
	W	L	T	PCT	Home	Away	Neu.	W	L	T	PCT	W					L
1909	2	2	0	.500	2-2-0	0-0-0	0-0-0	-	-	-	-	-	-	-	-	-	Austin Jones
1910	4	2	0	.667	4-2-0	0-0-0	0-0-0	-	-	-	-	-	-	-	-	-	Austin Jones
1911	2	2	0	.500	2-2-0	0-0-0	0-0-0	-	-	-	-	-	-	-	-	-	Austin Jones
1912-14	No Team																
1915	5	1	1	.500	5-1-1	0-0-0	0-0-0	-	-	-	-	-	-	-	-	-	John Peden
1916	3	2	1	.583	3-2-1	0-0-0	0-0-0	-	-	-	-	-	-	-	-	-	William Britton
1917	4	0	1	.900	4-0-1	0-0-0	0-0-0	-	-	-	-	-	-	-	-	-	Dave Crawford
1918	3	1	0	.750	3-1-0	0-0-0	0-0-0	-	-	-	-	-	-	-	-	-	Dave Crawford
1919	4	0	1	.900	4-0-1	0-0-0	0-0-0	-	-	-	-	-	-	-	-	-	Dave Crawford
1920	6	2	0	.750	6-2-0	0-0-0	0-0-0	0	1	0	.000	-	-	-	-	-	Raymond Elliot
1921	3	3	2	.500	3-3-2	0-0-0	0-0-0	0	1	0	.000	-	-	-	-	-	Otto "Proc" Klum
1922	5	1	1	.786	5-1-1	0-0-0	0-0-0	1	0	0	1.000	-	-	-	-	-	Otto "Proc" Klum
1923	5	1	2	.750	5-0-1	0-1-0	0-0-0	1	1	0	.000	-	-	-	-	-	Otto "Proc" Klum
1924	8	0	0	1.000	8-0-0	0-0-0	0-0-0	2	0	0	1.000	-	-	-	-	-	Otto "Proc" Klum
1925	10	0	0	1.000	9-0-0	1-0-0	0-0-0	3	0	0	1.000	-	-	-	-	-	Otto "Proc" Klum
1926	5	4	0	.556	5-4-0	0-0-0	0-0-0	0	2	0	.000	-	-	-	-	-	Otto "Proc" Klum
1927	5	2	0	.714	5-2-0	0-0-0	0-0-0	2	1	0	.667	-	-	-	-	-	Otto "Proc" Klum
1928	2	5	0	.286	2-5-0	0-0-0	0-0-0	1	2	0	.000	-	-	-	-	-	Otto "Proc" Klum
1929	4	3	0	.571	4-2-0	0-1-0	0-0-0	0	3	0	.000	-	-	-	-	-	Otto "Proc" Klum
1930	5	2	0	.714	5-1-0	0-1-0	0-0-0	2	1	0	.667	-	-	-	-	-	Otto "Proc" Klum
1931	3	2	1	.583	3-2-1	0-0-0	0-0-0	2	1	0	.667	-	-	-	-	-	Otto "Proc" Klum
1932	2	1	1	.625	2-1-1	0-0-0	0-0-0	-	-	-	-	-	-	-	-	-	Otto "Proc" Klum
1933	4	3	0	.571	3-3-0	1-0-0	0-0-0	1	1	0	.500	-	-	-	-	-	Otto "Proc" Klum
1934	6	0	0	1.000	6-0-0	0-0-0	0-0-0	2	0	0	1.000	-	-	-	-	-	Otto "Proc" Klum
1935	5	3	0	.625	5-1-0	0-2-0	0-0-0	1	3	0	.250	-	-	-	-	-	Otto "Proc" Klum
1936	3	5	0	.375	3-5-0	0-0-0	0-0-0	0	1	0	.000	-	-	-	-	-	Otto "Proc" Klum
1937	2	6	0	.250	2-6-0	0-0-0	0-0-0	1	2	0	.333	-	-	-	-	-	Otto "Proc" Klum
1938	4	4	0	.500	4-2-0	0-2-0	0-0-0	1	4	0	.200	-	-	-	-	-	Otto "Proc" Klum
1939	3	6	0	.333	2-5-0	1-1-0	0-0-0	1	4	0	.200	-	-	-	-	-	Otto "Proc" Klum
1940	2	5	0	.286	2-5-1	0-0-0	0-0-0	1	2	0	.333	-	-	-	-	-	Eugene "Luke" Gill
1941	8	1	0	.889	6-1-0	2-0-0	0-0-0	3	0	0	1.000	-	-	-	-	-	Gill/Kaulukukui
1942-45	No Team (World War II)																
1946	8	2	0	.800	6-2-0	2-0-0	0-0-0	3	2	0	.600	-	-	-	-	-	Tom Kaulukukui



# YEARLY RESULTS

YEAR	OVERALL				Home				Away				Neu.				COLLEGIATE				CONFERENCE				BOWL	FINAL RANK	VS TOP 25	HEAD COACH				
	W	L	T	PCT	W	L	T	PCT	W	L	T	PCT	W	L	T	PCT	W	L	T	PCT	W	L	T	PCT								
1947	8	5	0	.615	7-4-0	1-1-0	0-0-0		3	5	0	.375	-	-	-	-	-	-	-	-	-	-	-	-	-	-	-	-	-	-	-	Tom Kaulukukui
1948	7	4	1	.625	6-3-1	1-1-0	0-0-0		1	4	0	.200	-	-	-	-	-	-	-	-	-	-	-	-	-	-	-	-	-	-	-	Tom Kaulukukui
1949	6	3	0	.667	5-2-0	1-1-0	0-0-0		2	3	0	.400	-	-	-	-	-	-	-	-	-	-	-	-	-	-	-	-	-	-	-	Tom Kaulukukui
1950	5	4	2	.545	5-3-1	0-1-1	0-0-0		3	4	1	.438	-	-	-	-	-	-	-	-	-	-	-	-	-	-	-	-	-	-	-	Tom Kaulukukui
1951	4	7	0	.364	4-5-0	0-2-0	0-0-0		1	5	0	.167	-	-	-	-	-	-	-	-	-	-	-	-	-	-	-	-	-	-	-	Archie Kodros
1952	5	5	2	.500	4-3-2	1-2-0	0-0-0		1	3	1	.300	-	-	-	-	-	-	-	-	-	-	-	-	-	-	-	-	-	-	-	Hank Vasconcellos
1953	5	6	0	.455	5-3-0	0-3-0	0-0-0		1	3	0	.250	-	-	-	-	-	-	-	-	-	-	-	-	-	-	-	-	-	-	-	Hank Vasconcellos
1954	4	4	0	.500	3-3-0	1-1-0	0-0-0		1	2	0	.333	-	-	-	-	-	-	-	-	-	-	-	-	-	-	-	-	-	-	-	Hank Vasconcellos
1955	7	4	0	.636	6-3-0	1-1-0	0-0-0		1	3	0	.250	-	-	-	-	-	-	-	-	-	-	-	-	-	-	-	-	-	-	-	Hank Vasconcellos
1956	7	3	0	.700	7-1-0	0-2-0	0-0-0		4	2	0	.600	-	-	-	-	-	-	-	-	-	-	-	-	-	-	0-1-0	-	-	-	-	Hank Vasconcellos
1957	4	4	1	.500	2-3-1	2-1-0	0-0-0		3	3	0	.500	-	-	-	-	-	-	-	-	-	-	-	-	-	-	-	-	-	-	-	Hank Vasconcellos
1958	5	7	0	.417	4-5-0	1-2-0	0-0-0		2	4	0	.333	-	-	-	-	-	-	-	-	-	-	-	-	-	-	-	-	-	-	-	Hank Vasconcellos
1959	3	6	0	.333	1-5-0	2-1-0	0-0-0		3	5	0	.375	-	-	-	-	-	-	-	-	-	-	-	-	-	-	-	-	-	-	-	Hank Vasconcellos
1960	3	7	0	.300	2-4-0	1-3-0	0-0-0		2	7	0	.222	-	-	-	-	-	-	-	-	-	-	-	-	-	-	-	-	-	-	-	Hank Vasconcellos
1961	No Team																															
1962	6	2	0	.750	5-1-0	1-1-0	0-0-0		2	2	0	.500	-	-	-	-	-	-	-	-	-	-	-	-	-	-	-	-	-	-	-	Jim Asato
1963	5	5	0	.500	4-4-0	1-1-0	0-0-0		1	4	0	.200	-	-	-	-	-	-	-	-	-	-	-	-	-	-	-	-	-	-	-	Jim Asato
1964	4	5	0	.444	3-3-0	1-2-0	0-0-0		2	5	0	.286	-	-	-	-	-	-	-	-	-	-	-	-	-	-	-	-	-	-	-	Jim Asato
1965	1	8	1	.150	1-5-1	0-3-0	0-0-0		1	7	0	.125	-	-	-	-	-	-	-	-	-	-	-	-	-	-	-	-	-	-	-	Clark Shaughnessy
1966	4	6	0	.400	4-3-0	0-3-0	0-0-0		3	6	0	.333	-	-	-	-	-	-	-	-	-	-	-	-	-	-	-	-	-	-	-	Phil Sarboe
1967	6	4	0	.600	5-3-0	1-1-0	0-0-0		6	4	0	.600	-	-	-	-	-	-	-	-	-	-	-	-	-	-	-	-	-	-	-	Don King
1968	7	3	0	.700	7-1-0	0-2-0	0-0-0		6	3	0	.667	-	-	-	-	-	-	-	-	-	-	-	-	-	-	-	-	-	-	-	Dave Holmes
1969	6	3	1	.650	4-3-1	2-0-0	0-0-0		6	3	1	.650	-	-	-	-	-	-	-	-	-	-	-	-	-	-	-	-	-	-	-	Dave Holmes
1970	9	2	0	.818	7-1-0	2-1-0	0-0-0		9	2	0	.818	-	-	-	-	-	-	-	-	-	-	-	-	-	-	-	-	-	-	-	Dave Holmes
1971	7	4	0	.636	7-2-0	0-2-0	0-0-0		7	4	0	.636	-	-	-	-	-	-	-	-	-	-	-	-	-	-	0-1-0	-	-	-	-	Dave Holmes
1972	8	3	0	.727	7-2-0	1-1-0	0-0-0		8	3	0	.727	-	-	-	-	-	-	-	-	-	-	-	-	-	-	0-1-0	-	-	-	-	Dave Holmes
1973	9	2	0	.818	7-2-0	2-0-0	0-0-0		9	2	0	.818	-	-	-	-	-	-	-	-	-	-	-	-	-	-	-	-	-	-	-	Dave Holmes
1974	6	5	0	.545	5-4-0	1-1-0	0-0-0		6	5	0	.545	-	-	-	-	-	-	-	-	-	-	-	-	-	-	-	-	-	-	-	Larry Price
1975	6	5	0	.545	6-3-0	0-2-0	0-0-0		6	5	0	.545	-	-	-	-	-	-	-	-	-	-	-	-	-	-	1-0-0	-	-	-	-	Larry Price
1976	3	8	0	.273	3-6-0	0-2-0	0-0-0		3	8	0	.273	-	-	-	-	-	-	-	-	-	-	-	-	-	-	0-1-0	-	-	-	-	Larry Price
1977	5	6	0	.455	5-4-0	0-2-0	0-0-0		5	6	0	.455	-	-	-	-	-	-	-	-	-	-	-	-	-	-	-	-	-	-	-	Dick Tomey
1978	6	5	0	.545	6-3-0	0-2-0	0-0-0		6	5	0	.545	-	-	-	-	-	-	-	-	-	-	-	-	-	-	0-2-0	-	-	-	-	Dick Tomey
1979	6	5	0	.545	5-4-0	1-1-0	0-0-0		6	5	0	.545	-	-	-	-	-	-	-	-	-	-	-	-	-	-	0-1-0	-	-	-	-	Dick Tomey

# YEARLY RESULTS

YEAR	OVERALL					COLLEGIATE					CONFERENCE					BOWL	FINAL RANK	VS TOP 25	HEAD COACH
	W	L	T	PCT	Home	Away	Neu.	W	L	T	PCT	W	L	T	PCT				
1980	8	3	0	.727	6-2-0	2-1-0	0-0-0	8	3	0	.727	4	3	0	.571	3rd	-	-	Dick Tomney
1981	9	2	0	.818	6-2-0	3-0-0	0-0-0	9	2	0	.818	6	1	0	.857	2nd	-	0-1-0	Dick Tomney
1982	6	5	0	.545	5-3-0	1-2-0	0-0-0	6	5	0	.545	4	4	0	.500	5th	-	0-1-0	Dick Tomney
1983	5	5	1	.500	4-3-1	1-2-0	0-0-0	5	5	1	.500	3	3	1	.500	5th	-	-	Dick Tomney
1984	7	4	0	.636	6-3-0	1-1-0	0-0-0	7	4	0	.636	5	2	0	.714	2nd	-	0-1-0	Dick Tomney
1985	4	6	2	.417	1-6-1	3-0-1	0-0-0	4	6	2	.417	4	3	1	.563	4th	-	0-2-0	Dick Tomney
1986	7	5	0	.583	6-2-0	1-3-0	0-0-0	7	5	0	.583	4	4	0	.500	4th	-	0-1-0	Dick Tomney
1987	5	7	0	.417	4-5-0	1-2-0	0-0-0	5	7	0	.417	3	5	0	.375	16th	-	-	Bob Wagner
1988	9	3	0	.750	6-3-0	3-0-0	0-0-0	9	3	0	.750	5	3	0	.625	13rd	-	1-1-0	Bob Wagner
1989	9	3	1	.731	9-1-1	0-2-0	0-0-0	9	3	1	.731	5	2	1	.688	3rd	Aloha	1-1-0	Bob Wagner
1990	7	5	0	.583	6-2-0	1-3-0	0-0-0	7	5	0	.583	4	4	0	.500	5th	-	1-1-0	Bob Wagner
1991	4	7	1	.375	3-4-0	1-3-1	0-0-0	4	7	1	.375	3	5	0	.375	5th	-	0-2-0	Bob Wagner
1992	11	2	0	.846	7-0-0	3-2-0	1-0-0	11	2	0	.846	6	2	0	.750	T1st	Holiday	-	Bob Wagner
1993	6	6	0	.500	6-2-0	0-4-0	0-0-0	6	6	0	.500	3	5	0	.375	8th	-	-	Bob Wagner
1994	3	8	1	.292	2-5-1	1-3-0	0-0-0	3	8	1	.292	0	8	0	.000	10th	-	-	Bob Wagner
1995	4	8	0	.333	3-4-0	1-4-0	0-0-0	4	8	0	.333	2	6	0	.250	9th	-	-	Bob Wagner
1996	2	10	-	.167	2-6	0-4	0-0	2	10	-	.167	1	7	-	.125	7th	-	-	Fred vonAppen
1997	3	9	-	.250	3-5	0-4	0-0	3	9	-	.250	1	7	-	.125	8th	-	-	Fred vonAppen
1998	0	12	-	.000	0-8	0-4	0-0	0	12	-	.000	0	8	-	.000	8th	-	-	Fred vonAppen
1999	9	4	-	.692	6-4	3-0	0-0	9	4	-	.692	5	2	-	.714	T1st	O'ahu	0-1	June Jones
2000	3	9	-	.250	3-5	0-4	0-0	3	9	-	.250	2	6	-	.250	16th	-	0-1	June Jones
2001	9	3	-	.750	6-2	2-1	1-0	9	3	-	.750	5	3	-	.625	14th	-	2-0	June Jones
2002	10	4	-	.714	7-2	3-2	0-0	10	4	-	.714	7	1	-	.875	2nd	Hawai'i	1-0	June Jones
2003	9	5	-	.643	7-1	2-4	0-0	9	5	-	.643	5	3	-	.625	14th	Hawai'i	0-2	June Jones
2004	8	5	-	.615	8-1	0-4	0-0	8	5	-	.615	4	4	-	.500	15th	Hawai'i	0-1	June Jones
2005	5	7	-	.417	3-4	2-3	0-0	5	7	-	.417	4	4	-	.500	5th	-	0-1	June Jones
2006	11	3	-	.786	8-1	3-2	0-0	11	3	-	.786	7	1	-	.875	2nd	Hawai'i	0-1	June Jones
2007	12	1	-	.923	7-0	5-0	0-1	12	1	-	.923	8	0	-	1.000	1st	Sugar	1-1	June Jones
2008	7	7	-	.500	5-3	2-4	0-0	7	7	-	.500	5	3	-	.625	T2nd	Hawai'i	1-3	Greg McMackin
2009	6	7	-	.462	4-3	2-4	0-0	6	7	-	.462	3	5	-	.375	T5th	-	0-1	Greg McMackin
2010	10	4	-	.714	6-2	4-2	0-0	10	4	-	.714	7	1	-	.875	T1st	Hawai'i	1-2	Greg McMackin
2011	6	7	-	.462	4-3	2-4	0-0	6	7	-	.462	3	4	-	.429	T4th	-	-	Greg McMackin

# YEARLY RESULTS

YEAR	OVERALL				COLLEGIATE				CONFERENCE				BOWL	FINAL RANK	VS TOP 25	HEAD COACH				
	W	L	T	PCT	Home	Away	Neu.	W	L	T	PCT	W					L	T	PCT	FINISH
2012	3	9	-	.250	3-3	0-6	0-0	3	9	-	.250	1	7	-	.125	19th	-	-	0-1	Norm Chow
2013	1	11	-	.083	1-5	0-6	0-0	1	11	-	.083	0	8	-	.000	6th	-	-	0-2	Norm Chow
2014	4	9	-	.308	3-4	1-5	0-0	4	9	-	.308	3	5	-	.375	4th	-	-	0-1	Norm Chow
2015	3	10	-	.231	3-4	0-6	0-0	3	10	-	.231	0	8	-	.000	6th	-	-	0-2	Chow/Chris Naeole
2016	7	7	-	.500	4-3	3-3	0-1	7	7	-	.500	4	4	-	.500	2nd	Hawai'i	-	0-2	Nick Rolovich
2017	3	9	-	.250	2-4	1-5	0-0	3	9	-	.250	1	7	-	.125	15th	-	-	-	Nick Rolovich
2018	8	6	-	.571	5-3	3-3	0-0	8	6	-	.571	5	3	-	.571	2nd	Hawai'i	-	0-1	Nick Rolovich
2019	10	5	-	.667	7-2	3-3	0-0	10	5	-	.667	5	3	-	.571	1st	Hawai'i	-	0-3	Nick Rolovich
2020	5	4	-	.556	3-2	1-2	1-0	4	4	-	.500	4	4	-	.500	7th	N. Mexico	-	0-0	Todd Graham
2021	6	7	-	.462	4-2	2-5	0-0	6	7	-	.462	3	5	-	.375	14th	Hawai'i*	-	1-0	Todd Graham
2022	3	10	-	.231	3-4	0-6	0-0	3	10	-	.231	2	6	-	.250	5th	-	-	0-2	Timmy Chang

\* canceled due to COVID-19

# ALL-TIME SERIES RECORDS

Team	W	L	T	1st Mtg	Lst Mtg
Abilene Christian	1	0	0	1980	1980
<b>Air Force</b>	<b>7</b>	<b>14</b>	<b>1</b>	<b>1966</b>	<b>2019</b>
Alabama	1	2	0	2002	2006
Appalachian State	1	0	0	2003	2003
Arizona	1	5	0	1951	2019
Arizona State	2	5	0	1954	2006
Arkansas	0	1	0	1987	1987
Arkansas State	0	1	0	1998	1998
Army West Point	4	1	0	2003	2019
Boise State	3	15	0	1996	2020
Boston College	0	1	0	1996	1996
Bowling Green	1	0	0	1977	1977
Brigham Young	9	23	0	1930	2019
California	2	3	0	1935	2016
California Lutheran	1	0	0	1972	1972
Cal Poly-Pomona	2	1	0	1922	1970
Cal State Fullerton	10	1	0	1972	1990
Cal State Los Angeles	6	6	0	1959	1973
Cal State Northridge	2	0	0	1973	1997
Central Arkansas	2	0	0	2009	2019
Central Florida	1	0	0	1995	1995
Central Washington	2	0	0	1967	1969
Charleston Southern	2	0	0	2007	2010
Cincinnati	1	2	0	1951	2008
College of Idaho	2	0	0	1950	1951
Colorado	3	2	0	1925	2015
<b>Colorado State</b>	<b>11</b>	<b>16</b>	<b>0</b>	<b>1925</b>	<b>2022</b>
Denver	5	5	0	1928	1950
Drake	1	0	0	1931	1931
Duquesne	2	0	0	2018	2022
Eastern Illinois	3	0	0	1999	2006
Florida	0	1	0	2008	2008
Florida Atlantic	0	1	0	2004	2004
Fresno State	24	30	1	1938	2022
Georgia	0	1	0	2008	2008
Grambling	0	3	0	1972	1976
Houston	2	0	0	2003	2020
Humboldt State	5	6	0	1956	1974
Idaho	10	2	0	1931	2011
Idaho State	3	0	0	1958	1967
Illinois	1	0	0	1992	1992
Iowa	1	3	0	1956	1991
Kansas	0	1	0	1985	1985
Kent State	1	1	0	1976	1993
Kentucky	0	1	0	1958	1958
Lamar	1	0	0	2012	2012
Lewis & Clark	5	1	0	1952	1967
Linfield	5	1	0	1967	1972
Long Beach State	4	5	0	1969	1989
Louisiana-Lafayette	1	0	0	1977	1977
Louisiana-Monroe	1	1	0	1997	2015
Louisiana Tech	8	3	0	2000	2018
Maine	1	0	0	1990	1990
Massachusetts	2	0	0	2016	2017
Miami-Ohio	1	0	0	2001	2001
Michigan	0	4	0	1986	2022
Michigan State	1	4	0	1947	2005
Middle Tennessee	2	0	0	1993	2016
Minnesota	1	0	0	1997	1997
Missouri	0	0	1	1994	1994
Montana	4	1	0	1947	2001
Montana State	1	1	0	1947	1976
Navy	3	1	0	1999	2018
Nebraska	1	5	0	1954	1982
<b>Nevada</b>	<b>12</b>	<b>15</b>	<b>0</b>	<b>1920</b>	<b>2022</b>
<b>New Mexico</b>	<b>16</b>	<b>10</b>	<b>0</b>	<b>1964</b>	<b>2020</b>
New Mexico-Highlands	1	1	1	1969	1971
<b>New Mexico State</b>	<b>10</b>	<b>1</b>	<b>0</b>	<b>1978</b>	<b>2022</b>
Northern Arizona	1	0	0	1972	1972
Northern Colorado	1	0	0	2007	2007

Team	W	L	T	1st Mtg	Lst Mtg
Northern Iowa	1	0	0	2014	2014
Northwestern	1	1	0	1998	2004
Notre Dame	0	3	0	1991	2008
Occidental	4	0	0	1924	1928
Ohio	0	1	0	1996	1996
Ohio State	0	1	0	2015	2015
Oklahoma	0	2	0	1932	1983
Oklahoma State	0	1	0	1995	1995
<b>Oregon</b>	<b>3</b>	<b>4</b>	<b>0</b>	<b>1921</b>	<b>1994</b>
Oregon State	4	8	0	1924	2021
Pacific	10	16	0	1939	1991
Parsons	0	1	0	1966	1966
Pittsburgh	1	0	0	1992	1992
Portland	1	0	0	1941	1941
Portland State	5	1	0	1972	2021
Prairie View A&M	1	0	0	1979	1979
Puget Sound	4	0	0	1968	1973
Purdue	1	0	0	2006	2006
Redlands	4	0	0	1947	1964
Rice	3	5	0	1999	2018
Rutgers	1	1	0	1974	1975
St. Mary's (CA)	0	1	0	1947	1947
<b>San Diego State</b>	<b>11</b>	<b>24</b>	<b>2</b>	<b>1939</b>	<b>2022</b>
San Francisco	1	0	0	1931	1931
<b>San José State</b>	<b>22</b>	<b>22</b>	<b>1</b>	<b>1936</b>	<b>2022</b>
Santa Clara	7	4	0	1927	1979
SMU	4	1	0	1998	2002
South Alabama	1	0	0	2012	2012
South Carolina	2	0	0	1977	1981
South Dakota State	0	1	0	1926	1926
SE Missouri State	1	0	0	1994	1994
Southern Miss	0	1	0	1977	1977
Southern Oregon	2	0	0	1956	1959
<b>Stanford</b>	<b>0</b>	<b>3</b>	<b>0</b>	<b>1946</b>	<b>1972</b>
TCU	0	2	0	1999	2000
Temple	0	1	0	1979	1979
Tennessee	0	2	0	1972	1975
Texas	0	1	0	1995	1995
Texas A&I	0	2	0	1975	1976
Texas A&M	0	1	0	1990	1990
Texas Southern	1	0	0	1973	1973
Tulane	3	1	0	1989	2011
Tulsa	5	4	0	1951	2010
UAB	1	0	0	2004	2004
UC Davis	2	0	0	2011	2015
UCLA	0	4	0	1935	2021
UC Santa Barbara	2	5	0	1965	1971
<b>UNLV</b>	<b>19</b>	<b>13</b>	<b>0</b>	<b>1969</b>	<b>2022</b>
USC	0	9	0	1930	2013
U.S. International	6	1	0	1962	1970
Utah	12	15	0	1926	1998
Utah State	6	12	0	1927	2022
UTEP	18	13	0	1948	2004
UT Martin	1	0	0	2016	2016
<b>Vanderbilt</b>	<b>0</b>	<b>1</b>	<b>0</b>	<b>2022</b>	<b>2022</b>
Washington	2	4	0	1938	2019
Washington State	3	2	0	1926	2009
Weber State	1	0	0	2008	2008
West Virginia	1	0	0	1980	1980
Western Carolina	1	0	0	2017	2017
Western Illinois	0	1	0	1974	1974
Western Kentucky	0	1	0	2022	2022
Whitworth	2	0	0	1966	1968
Willamette	3	0	2	1941	1962
Wisconsin	1	6	0	1986	2015
<b>Wyoming</b>	<b>11</b>	<b>16</b>	<b>0</b>	<b>1978</b>	<b>2022</b>
Yale	1	0	0	1987	1987

**Bold indicates 2023 opponents**

*Record against collegiate teams only*

# VERSUS THE CONFERENCES

## MOUNTAIN WEST

	Mtgs	W	L	T	Last 10	Streak	Home	Away	Neutral
Air Force	22	7	14	1	3-7	L1	5-8-1	2-6	0-0
Boise State	18	3	15	0	1-9	L8	3-7	0-8	0-0
Colorado State	27	11	16	0	2-8	L1	8-7	3-9	0-0
Fresno State	55	24	30	1	3-7	L1	15-15	9-15-1	0-0
Nevada	27	12	15	0	4-6	W1	10-6	2-9	0-0
New Mexico	26	16	10	0	3-7	W2	12-6	4-4	0-0
San Diego State	37	11	24	2	2-8	L3	7-12-2	4-12	0-0
San José State	45	22	22	1	5-5	L3	13-15	9-7-1	0-0
UNLV	32	19	13	0	5-5	W1	13-3	6-10	0-0
Utah State	18	6	12	0	2-8	L7	4-6	2-6	0-0
Wyoming	27	11	16	0	3-7	L1	7-8	4-8	0-0
<b>Totals</b>	<b>334</b>	<b>142</b>	<b>187</b>	<b>5</b>	<b>4-6</b>	<b>L1</b>	<b>97-92-3</b>	<b>45-95-2</b>	<b>0-0</b>

## AMERICAN ATHLETIC

	W	L	T	Home	Away	Strk
Florida Atlantic	0	1	0	0-1	0-0	L1
Navy	3	1	0	3-0	0-1	W1
Rice	3	5	0	3-2	0-3	W1
SMU	4	1	0	2-1	2-0	W4
Temple	0	1	0	0-1	0-0	L1
Tulane	3	1	0	3-1	0-0	W1
Tulsa	5	4	0	3-2	2-2	L1
UAB	1	0	0	1-0	0-0	W1
<b>Totals</b>	<b>19</b>	<b>14</b>	<b>0</b>	<b>15-8</b>	<b>4-6</b>	<b>W2</b>

## ATLANTIC COAST

	W	L	T	Home	Away	Strk
Boston College	0	1	0	0-1	0-0	L1
Pittsburgh	1	0	0	1-0	0-0	W1
<b>Totals</b>	<b>1</b>	<b>1</b>	<b>0</b>	<b>1-1</b>	<b>0-0</b>	<b>L1</b>

## BIG TEN

	W	L	T	Home	Away	Strk
Illinois	1	0	0	0-0	0-0	W1
Iowa	1	3	0	1-1	0-2	L1
Michigan	0	4	0	0-2	0-2	L4
Michigan State	1	4	0	1-2	0-2	L1
Minnesota	1	0	0	1-0	0-0	W1
Nebraska	1	5	0	0-4	1-1	L4
Northwestern	1	1	0	1-1	0-0	W1
Ohio State	0	1	0	0-0	0-1	L1
Purdue	1	0	0	1-0	0-0	W1
Rutgers	1	1	0	1-0	0-1	L1
Wisconsin	1	6	0	1-4	0-2	L6
<b>Totals</b>	<b>9</b>	<b>25</b>	<b>0</b>	<b>7-14</b>	<b>1-11</b>	<b>L5</b>

## BIG 12

	W	L	T	Home	Away	Strk
Brigham Young	9	23	0	9-13	0-10	L5
Central Florida	1	0	0	1-0	0-0	W1
Cincinnati	1	2	0	1-1	0-1	L1
Houston	2	0	0	1-0	0-0	W2
Kansas	0	1	0	0-1	0-0	L1
Oklahoma	0	2	0	0-2	0-0	L2
Oklahoma State	0	1	0	0-1	0-0	L1
TCU	0	2	0	0-1	0-1	L2
Texas	0	1	0	0-1	0-0	L1
West Virginia	1	0	0	1-0	0-0	W1
<b>Totals</b>	<b>14</b>	<b>32</b>	<b>0</b>	<b>13-20</b>	<b>0-12</b>	<b>L6</b>

## CONFERENCE USA

	W	L	T	Home	Away	Strk
Louisiana Tech	8	3	0	5-1	3-2	L1
Middle Tennessee	2	0	0	2-0	0-0	W2
New Mexico State	10	1	0	6-0	4-1	L1
Southern Miss	0	1	0	0-1	0-0	L1
UTEP	18	13	0	12-5	6-8	L1
Western Kentucky	0	1	0	0-1	0-0	L1
<b>Totals</b>	<b>38</b>	<b>19</b>	<b>0</b>	<b>25-8</b>	<b>13-11</b>	<b>L4</b>

## INDEPENDENTS

	W	L	T	Home	Away	Strk
Army West Point	4	1	0	3-0	1-1	W1
Massachusetts	2	0	0	1-0	1-0	W2
Notre Dame	0	3	0	0-3	0-0	L3
<b>Totals</b>	<b>6</b>	<b>4</b>	<b>0</b>	<b>4-3</b>	<b>2-1</b>	<b>L1</b>

## MID-AMERICAN

	W	L	T	Home	Away	Strk
Bowling Green	1	0	0	1-0	0-0	W1
Kent State	1	1	0	1-1	0-0	W1
Miami-Ohio	1	0	0	1-0	0-0	W1
Ohio	0	1	0	0-1	0-0	L1
<b>Totals</b>	<b>3</b>	<b>2</b>	<b>0</b>	<b>3-2</b>	<b>0-0</b>	<b>W1</b>

## PAC-12

	W	L	T	Home	Away	Strk
Arizona	1	5	0	1-3	0-2	W1
Arizona State	2	5	0	2-3	0-2	W2
California	2	3	0	1-2	1-0	L1
Colorado	3	2	0	3-0	0-2	W1
Oregon	3	4	0	2-3	1-1	W3
Oregon State	4	8	0	4-5	0-3	L1
Stanford	0	3	0	0-3	0-0	L3
UCLA	0	4	0	0-1	0-3	L4
USC	0	9	0	0-6	0-3	L9
Utah	12	15	0	9-8	3-7	L2
Washington	2	4	0	1-2	1-2	L3
Washington State	3	2	0	2-2	1-0	W2
<b>Totals</b>	<b>32</b>	<b>64</b>	<b>0</b>	<b>25-38</b>	<b>7-25</b>	<b>L3</b>

## SOUTHEASTERN

	W	L	T	Home	Away	Strk
Alabama	1	2	0	1-1	0-1	L1
Arkansas	0	1	0	0-1	0-0	L1
Florida	0	1	0	0-0	0-1	L1
Georgia	0	1	0	0-0	0-0	L1
Kentucky	0	1	0	0-0	0-1	L1
Missouri	0	0	1	0-0-1	0-0	T1
South Carolina	2	0	0	2-0	0-0	W2
Tennessee	0	2	0	0-1	0-1	L2
Texas A&M	0	1	0	0-1	0-0	L1
Vanderbilt	0	1	0	0-1	0-0	L1
<b>Totals</b>	<b>3</b>	<b>10</b>	<b>1</b>	<b>3-6-1</b>	<b>0-4</b>	<b>L4</b>

## SUN BELT

	W	L	T	Home	Away	Strk
Appalachian State	1	0	0	1-0	0-0	W1
Arkansas State	0	1	0	0-1	0-0	L1
Louisiana	1	0	0	1-0	0-0	W1
Louisiana-Monroe	1	1	0	1-1	0-0	W1
South Alabama	1	0	0	1-0	0-0	W1
<b>Totals</b>	<b>4</b>	<b>2</b>	<b>0</b>	<b>4-2</b>	<b>0-0</b>	<b>W3</b>

# ALL-TIME SERIES RESULTS

## ABILENE CHRISTIAN

### UH leads, 1-0

Home: 1-0 Away: 0-0

Date	Score	Mar.	W/L	Site
09/13/80	41-0	+41	W	H

## AIR FORCE

### AF leads, 14-7-1

Home: 5-8-1 Away: 2-6

Date	Score	Mar.	W/L	Site
10/08/66	0-54	-54	L	A
11/29/80	20-12	+8	W	H
11/27/82	45-21	+24	W	H
11/05/83	10-45	-30	L	A
11/23/85	20-27	-7	L	H
08/30/86	17-24	-7	L	A
11/21/87	31-34	-3	L	H
11/26/88	19-14	+5	W	H
12/09/89	35-35	+0	T	H
09/08/90	3-27	-24	L	A
11/23/91	20-24	-4	L	H
09/12/92	6-3	+3	W	A
11/20/93	45-17	+28	W	H
12/03/94	24-37	-13	L	H
11/25/95	28-45	-17	L	H
10/26/96	7-34	-27	L	A
11/01/97	27-34	-7	L	H
11/24/01	52-30	+22	W	H
11/16/12	7-21	-14	L	A
10/31/15	7-58	-51	L	H
10/22/16	34-27ot	+7	W	A
10/19/19	26-56	-30	L	H

## ALABAMA

### ALA leads, 2-1

Home: 1-1 Away: 0-1

Date	Score	Mar.	W/L	Site
11/30/02	16-21	-5	L	H
11/29/03	37-29	+8	W	H
09/02/06	17-25	-8	L	A

## APPALACHIAN STATE

### UH leads, 1-0

Home: 1-0 Away: 0-0

Date	Score	Mar.	W/L	Site
08/30/03	40-17	+23	W	H

## ARIZONA

### Ariz leads, 5-1

Home: 1-3 Away: 0-2

Date	Score	Mar.	W/L	Site
12/21/51	21-32	-11	L	H
09/20/52	7-57	-50	L	A
12/03/77	10-17	-7	L	H
09/03/98	6-27	-21	L	H
09/17/16	28-47	-19	L	A
08/24/19	45-38	+7	W	H

## ARIZONA STATE

### ASU leads, 5-2

Home: 2-3 Away: 0-2

Date	Score	Mar.	W/L	Site
09/18/54	14-28	-14	L	A
12/02/55	6-39	-33	L	H
09/20/58	6-47	-41	L	A
12/04/59	6-14	-8	L	H
12/07/74	3-26	-23	L	H

## ARIZONA STATE (CONT.)

12/01/79	29-17	+12	W	H
12/24/06	41-24	+17	W	H

## ARKANSAS

### ARK leads, 1-0

Home: 0-1 Away: 0-0

Date	Score	Mar.	W/L	Site
12/05/87	20-38	-18	L	H

## ARKANSAS STATE

### ASU leads, 1-0

Home: 0-1 Away: 0-0

Date	Score	Mar.	W/L	Site
09/26/98	0-20	-20	L	H

## ARMY WEST POINT

### UH leads, 4-1

Home: 3-0 Away: 1-1

Date	Score	Mar.	W/L	Site
11/22/03	59-28	+31	W	H
09/11/10	31-28	+3	W	A
11/30/13	49-42	+7	W	H
09/15/18	21-28	-7	L	A
11/30/19	52-31	+21	W	H

## BOISE STATE

### BSU leads, 15-3

Home: 3-7 Away: 0-8

Date	Score	Mar.	W/L	Site
09/21/96	20-14	+6	W	H
09/18/99	34-19	+15	W	H
11/10/01	21-28	-7	L	H
10/05/02	31-58	-27	L	A
12/06/03	28-45	-17	L	H
10/29/04	3-69	-66	L	A
10/01/05	41-44	-3	L	H
09/23/06	34-41	-7	L	A
11/23/07	39-27	+12	W	H
10/17/08	7-27	-20	L	A
10/24/09	9-54	-45	L	H
11/06/10	7-42	-35	L	A
11/10/12	14-49	-35	L	H
10/03/15	0-55	-55	L	A
11/12/16	16-52	-36	L	H
10/12/19	37-59	-22	L	A
12/07/19	10-31	-21	L	A
11/21/20	32-40	-8	L	H

## BOSTON COLLEGE

### BC leads, 1-0

Home: 0-1 Away: 0-0

Date	Score	Mar.	W/L	Site
08/31/96	21-24	-3	L	H

## BOWLING GREEN

### UH leads, 1-0

Home: 1-1 Away: 0-0

Date	Score	Mar.	W/L	Site
11/19/77	41-21	+20	W	H

## BRIGHAM YOUNG

### BYU leads, 23-9

Home: 9-13 Away: 0-10

Date	Score	Mar.	W/L	Site
12/10/30	49-13	+36	W	H
11/17/50	39-7	+32	W	H

## BRIGHAM YOUNG (CONT.)

Date	Score	Mar.	W/L	Site
09/29/51	7-20	-13	L	A
11/25/60	13-6	+7	W	H
09/14/74	15-13	+2	W	H
11/25/78	13-31	-18	L	H
10/05/79	15-38	-23	L	A
09/14/80	7-34	-27	L	H
11/14/81	3-13	-10	L	H
10/16/82	25-39	-14	L	A
09/22/84	13-18	-5	L	H
12/07/85	6-26	-20	L	H
11/08/86	3-10	-7	L	H
10/24/87	14-16	-2	L	H
10/22/88	23-24	-1	L	H
10/28/89	56-14	+42	W	H
12/01/90	59-28	+31	W	H
10/19/91	18-35	-17	L	A
09/26/92	36-32	+4	W	H
09/11/93	38-41	-3	L	A
09/03/94	12-13	-1	L	H
10/28/95	7-45	-38	L	A
11/16/96	14-45	-31	L	H
10/18/97	3-17	-14	L	A
10/17/98	9-31	-22	L	H
12/08/01	72-45	+27	W	H
09/06/02	32-35	-3	L	A
12/03/11	20-41	-21	L	H
09/28/12	0-47	-47	L	A
11/25/17	20-30	-10	L	H
10/13/18	23-49	-26	L	A
12/24/19	38-34	+4	W	H

## CALIFORNIA

### Cal leads, 3-2

Home: 1-2 Away: 1-0 Neutral: 0-1

Date	Score	Mar.	W/L	Site
01/01/35	14-0	+14	W	H
11/30/68	12-17	-5	L	H
11/27/93	18-42	-24	L	H
09/17/94	21-7	+14	W	A
08/27/16	31-51	-20	L	N

## CENTRAL ARKANSAS

### UH leads, 2-0

Home: 2-0 Away: 0-0

Date	Score	Mar.	W/L	Site
09/04/09	25-20	+5	W	H
09/21/19	35-16	+19	W	H

## CENTRAL FLORIDA

### UH leads, 1-0

Home: 1-0 Away: 0-0

Date	Score	Mar.	W/L	Site
10/21/95	45-14	+31	W	H

## CHARLESTON SOUTHERN

### UH leads, 2-0

Home: 2-0 Away: 0-0

Date	Score	Mar.	W/L	Site
09/22/07	66-10	+56	W	H
09/25/10	66-7	+59	W	H

# ALL-TIME SERIES RESULTS

## CINCINNATI

### CINCY leads, 2-1

Home: 1-1 Away: 0-1

Date	Score	Mar.	W/L	Site
10/06/51	0-34	-34	L	A
11/23/02	20-19	+1	W	H
12/06/08	24-29	-5	L	H

## COLORADO

### UH leads, 3-2

Home: 3-0 Away: 0-2

Date	Score	Mar.	W/L	Site
01/01/25	13-0	+13	W	H
09/18/10	13-31	-18	L	A
09/03/11	34-17	+17	W	H
09/20/14	12-21	-9	L	A
09/03/15	28-20	+8	W	H

## COLORADO STATE

### CSU leads, 16-11

Home: 8-6 Away: 3-10

Date	Score	Mar.	W/L	Site
12/12/25	41-0	+41	W	H
12/04/64	6-13	-7	L	H
09/18/65	6-54	-48	L	A
09/17/77	16-20	-4	L	H
11/24/79	24-10	+14	W	H
11/28/81	59-6	+53	W	H
09/18/82	23-13	+10	W	A
09/10/83	34-0	+34	W	H
09/15/84	3-10	-7	L	A
11/02/85	34-14	+20	W	H
10/18/86	7-31	-24	L	A
11/07/87	39-38	+1	W	H
09/10/88	31-23	+8	W	A
10/21/89	16-31	-15	L	A
11/24/90	27-30	-3	L	H
09/28/91	16-28	-12	L	A
11/07/92	24-13	+11	W	H
11/11/95	0-22	-22	L	A
10/05/96	16-28	-12	L	H
10/04/97	0-63	-63	L	A
10/27/12	27-42	-15	L	A
10/26/13	28-35	-7	L	H
11/08/14	22-49	-27	L	A
09/30/17	21-51	-30	L	H
08/25/18	43-34	+9	W	A
11/20/21	50-45	+5	W	H
10/22/22	13-17	-4	L	A

## DRAKE

### UH leads, 1-0

Home: 1-0 Away: 0-0

Date	Score	Mar.	W/L	Site
12/19/31	19-13	+6	W	H

## DUQUESNE

### UH leads, 2-0

Home: 2-0 Away: 0-0

Date	Score	Mar.	W/L	Site
09/22/18	42-21	+21	W	H
09/17/22	24-14	+10	W	H

## EASTERN ILLINOIS

### UH leads, 3-0

Home: 3-0 Away: 0-0

Date	Score	Mar.	W/L	Site
09/11/99	31-27	+4	W	H
08/31/02	61-36	+25	W	H
09/30/06	44-9	+35	W	H

## FLORIDA

### FLA leads, 1-0

Home: 0-0 Away: 0-1

Date	Score	Mar.	W/L	Site
08/30/08	10-56	-46	L	A

## FLORIDA ATLANTIC

### FAU leads, 1-0

Home: 0-1 Away: 0-0

Date	Score	Mar.	W/L	Site
09/04/04	28-35 ot	-7	L	H

## FRESNO STATE

### FSU leads, 30-24-1

Home: 15-15 Away: 9-15-1

Date	Score	Mar.	W/L	Site
11/18/38	13-15	-2	L	A
12/02/39	2-38	-36	L	H
01/01/41	0-3	-3	L	H
11/11/46	7-2	+5	W	A
12/06/47	27-13	+14	W	H
12/02/49	41-14	+27	W	H
10/06/50	20-34	-14	L	A
09/25/54	25-20	+5	W	A
11/26/55	18-20	-2	L	H
10/27/56	20-39	-19	L	A
11/22/57	8-31	-23	L	H
11/27/59	13-22	-9	L	H
09/24/60	7-17	-10	L	A
10/03/64	0-28	-28	L	A
11/27/65	3-7	-4	L	H
09/17/66	27-28	-1	L	A
11/25/67	29-19	+10	W	H
11/28/70	49-0	+49	W	H
10/02/71	8-19	-11	L	H
09/22/73	13-10	+3	W	A
11/23/74	21-7	+14	W	H
10/06/84	27-15	+12	W	H
10/05/85	24-24	+0	T	A
11/15/86	24-13	+11	W	H
10/17/92	47-45	+2	W	H
11/13/93	21-45	-24	L	A
09/24/94	16-31	-15	L	H
11/04/95	42-37	-5	W	H
09/28/96	0-20	-20	L	A
10/11/97	28-16	+12	W	H
11/14/98	12-51	-39	L	A
11/13/99	31-24 ot	+7	W	H
11/04/00	27-45	-18	L	A
10/26/01	38-34	+4	W	H
10/25/02	31-21	+10	W	A
10/11/03	55-28	+27	W	H
11/12/04	14-70	-56	L	A
10/29/05	13-27	-14	L	H
10/14/06	68-37	+31	W	A
11/10/07	37-30	+7	W	H
10/04/08	32-29 ot	+3	W	A
10/10/09	17-42	-25	L	H
10/09/10	49-27	+22	W	A

## FRESNO STATE (CONT.)

Date	Score	Mar.	W/L	Site
11/19/11	21-24	-3	L	H
11/03/12	10-45	-35	L	A
09/28/13	37-42	-5	L	H
10/29/14	21-28	-7	L	H
11/14/15	14-42	-28	L	H
11/19/16	14-13	+1	W	A
11/11/17	21-31	-10	L	H
10/27/18	20-50	-30	L	A
11/02/19	38-41	-3	L	H
10/24/20	34-19	+15	W	A
10/02/21	27-24	+3	W	H
11/05/22	13-55	-42	L	A

## GEORGIA

### UGA leads, 1-0

Home: 0-0 Away: 0-0 Neut: 0-1

Date	Score	Mar.	W/L	Site
01/01/08	10-41	-31	L	N

## GRAMBLING

### GSU leads, 3-0

Home: 0-3 Away: 0-0

Date	Score	Mar.	W/L	Site
11/04/72	7-46	-39	L	H
09/20/75	6-20	-14	L	H
10/02/76	23-34	-11	L	H

## HOUSTON

### Hawai'i leads, 2-0

Home: 1-0 Away: 0-0 Neu: 1-0

Date	Score	Mar.	W/L	Site
12/25/03	54-48 3ot	+6	W	H
12/24/20	28-14	+14	W	N

## IDAHO

### UH leads, 10-2

Home: 7-1 Away: 3-1

Date	Score	Mar.	W/L	Site
01/01/31	37-0	+37	W	H
10/23/60	6-14	-8	L	H
09/24/77	45-26	+19	W	H
09/26/81	21-6	+15	W	H
11/20/04	52-21	+31	W	H
09/24/05	24-0	+24	W	A
10/28/06	68-10	+58	W	H
09/29/07	48-20	+28	W	A
11/22/08	49-17	+32	W	H
10/17/09	23-35	-12	L	A
10/30/10	45-10	+35	W	H
10/29/11	16-14	+2	W	A

## IDAHO STATE

### UH leads, 3-0

Home: 2-0 Away: 1-0

Date	Score	Mar.	W/L	Site
11/29/58	40-19	+21	W	H
09/26/59	14-8	+6	W	A
11/04/67	21-6	+15	W	H

## ILLINOIS

### UH leads, 1-0

Home: 0-0 Away: 0-0 Neutral: 1-0

Date	Score	Mar.	W/L	Site
12/30/92	27-17	+10	W	N

# ALL-TIME SERIES RESULTS

## IOWA

Iowa leads, 3-1

Home: 1-1 Away: 0-2

Date	Score	Mar.	W/L	Site
10/20/56	0-34	-34	L	A
12/01/84	6-17	-11	L	H
09/03/88	27-24	+3	W	H
09/07/91	10-53	-43	L	A

## KANSAS

Kansas leads, 1-0

Home: 0-1 Away: 0-0

Date	Score	Mar.	W/L	Site
08/31/85	27-33	-6	L	H

## KENT STATE

Tied 1-1

Home: 1-1 Away: 0-0

Date	Score	Mar.	W/L	Site
11/06/76	6-27	-21	L	H
09/18/93	49-17	+32	W	H

## KENTUCKY

UK leads, 1-0

Home: 0-0 Away: 0-1

Date	Score	Mar.	W/L	Site
09/13/58	0-51	-51	L	A

## LAMAR

UH leads, 1-0

Home: 1-0 Away: 0-0

Date	Score	Mar.	W/L	Site
09/15/12	54-2	+52	W	H

## LOUISIANA

UH leads, 1-0

Home: 1-0 Away: 0-0

Date	Score	Mar.	W/L	Site
10/01/77	20-6	+14	W	H

## LOUISIANA-MONROE

SERIES TIED, 1-1

Home: 1-1 Away: 0-0

Date	Score	Mar.	W/L	Site
11/22/97	20-23	ot -3	L	H
11/28/15	28-26	+2	W	H

## LOUISIANA TECH

UH leads, 8-3

Home: 5-1 Away: 3-2

Date	Score	Mar.	W/L	Site
11/18/00	27-10	+17	W	H
10/18/03	44-41	+3	W	A
11/06/04	34-23	+11	W	H
10/08/05	14-46	-32	L	A
11/11/06	61-17	+44	W	H
09/08/07	45-44	ot +1	W	A
10/11/08	24-14	+10	W	H
09/30/09	6-27	-21	L	A
10/02/10	41-21	+20	W	H
10/01/11	44-26	+18	W	A
12/22/18	14-31	-17	L	H

## MAINE

UH leads, 1-0

Home: 1-0 Away: 0-0

Date	Score	Mar.	W/L	Site
10/06/90	44-3	+41	W	H

## MASSACHUSETTS

UH leads, 2-0

Home: 1-0 Away: 1-0

Date	Score	Mar.	W/L	Site
11/26/16	46-40	+6	W	H
08/26/17	38-35	+3	W	A

## MIAMI-OHIO

UH leads, 1-0

Home: 1-1 Away: 0-0

Date	Score	Mar.	W/L	Site
11/17/01	52-51	+1	W	H

## MICHIGAN

UM leads, 4-0

Home: 0-2 Away: 0-2

Date	Score	Mar.	W/L	Site
12/06/86	10-27	-17	L	H
11/28/98	17-48	-31	L	H
09/03/16	3-63	-60	L	A
09/10/22	10-56	-46	L	A

## MICHIGAN STATE

MSU leads, 4-1

Home: 1-2 Away: 0-2

Date	Score	Mar.	W/L	Site
11/29/47	19-58	-39	L	H
10/02/48	21-68	-47	L	A
12/25/89	13-33	-20	L	H
12/04/04	38-41	+3	W	H
09/10/05	14-42	-28	L	A

## MIDDLE TENNESSEE

UH leads, 2-0

Home: 2-0 Away: 0-0

Date	Score	Mar.	W/L	Site
09/04/93	35-14	-21	W	H
12/24/16	52-35	+17	W	H

## MINNESOTA

UH leads, 1-0

Home: 1-0 Away: 0-0

Date	Score	Mar.	W/L	Site
08/30/97	17-3	+14	W	H

## MISSOURI

Tied, 0-0-1

Home: 0-0-1 Away: 0-0

Date	Score	Mar.	W/L	Site
11/26/94	32-32	0	T	H

## MONTANA

UH leads, 4-1

Home: 4-1 Away: 0-0

Date	Score	Mar.	W/L	Site
12/20/47	12-14	-2	L	H
11/13/71	25-11	+14	W	H
10/21/72	30-3	+27	W	H
09/11/82	40-0	+40	W	H
09/08/01	30-12	+18	W	H

## MONTANA STATE

Tied, 1-1

Home: 0-1 Away: 1-0

Date	Score	Mar.	W/L	Site
10/11/47	14-0	+14	W	A
11/13/76	7-28	-21	L	H

## NAVY

UH leads, 3-1

Home: 3-0 Away: 0-1

Date	Score	Mar.	W/L	Site
11/20/99	48-41	+7	W	H
11/28/09	24-17	+7	W	H
11/09/13	28-42	-14	L	A
09/01/18	59-41	+18	W	H

## NEBRASKA

NEB leads, 5-1

Home: 0-4 Away: 1-1

Date	Score	Mar.	W/L	Site
11/26/54	0-50	-50	L	H
09/17/55	6-0	+6	W	A
12/04/71	3-45	-42	L	H
12/04/76	3-68	-65	L	H
09/16/78	10-56	-46	L	A
12/04/82	16-37	-21	L	H

## NEVADA

UN leads, 15-12

Home: 10-6 Away: 2-9

Date	Score	Mar.	W/L	Site
12/15/20	0-14	-14	L	H
12/07/46	7-26	-19	L	H
12/17/48	12-73	-61	L	H
11/23/68	21-0	+21	W	H
11/11/00	37-17	+20	W	H
09/22/01	20-28	-8	L	A
10/12/02	59-34	+25	W	H
11/15/03	14-24	-10	L	A
10/09/04	48-26	+22	W	H
11/05/05	28-38	-10	L	A
10/07/06	41-34	+7	W	H
11/16/07	28-26	+2	W	A
10/25/08	38-31	+7	W	H
10/31/09	21-31	-10	L	A
10/16/10	27-21	+6	W	H
11/12/11	28-42	-14	L	A
09/22/12	24-69	-45	L	H
09/21/13	9-31	-22	L	A
10/25/14	18-26	-8	L	H
10/24/15	20-30	-10	L	A
10/01/16	38-17	+21	W	H
10/07/17	21-35	-14	L	A
10/20/18	22-40	-18	L	H
09/28/19	54-3	+51	W	A
11/28/20	24-21	+3	W	H
10/16/21	17-34	-17	L	A
10/15/22	31-16	+15	W	H

## NEW MEXICO

UH leads, 15-10

Home: 11-6 Away: 4-4

Date	Score	Mar.	W/L	Site
11/20/64	0-20	-20	L	H
11/27/71	28-21	+7	W	H
09/10/77	26-35	-9	L	H
09/09/78	22-16	+6	W	H



# ALL-TIME SERIES RESULTS

## NEW MEXICO (CONT.)

Date	Score	Mar.	W/L	Site
09/22/79	20-3	+17	W	H
10/18/80	31-14	+17	W	A
10/17/81	23-13	+10	W	H
11/20/82	17-41	-24	L	A
10/22/83	25-16	+9	W	H
11/24/84	48-13	+35	W	H
10/26/85	27-17	+10	W	A
10/04/86	27-10	+17	W	H
10/10/87	41-31	+10	W	A
11/05/88	45-3	+42	W	H
09/30/89	60-14	+46	W	H
11/03/90	43-16	+27	W	H
09/14/91	35-13	+22	W	H
10/02/93	14-41	-27	L	A
10/08/94	21-38	-17	L	H
10/14/95	10-24	-14	L	A
10/24/98	20-30	-10	L	H
10/13/12	23-35	-12	L	H
10/17/15	27-28	-1	L	A
10/29/16	21-28	-7	L	H
10/26/19	45-31	+14	W	A
11/07/20	39-33	+6	W	H

## NEW MEXICO STATE

### UH leads, 10-1

Home: 6-0 Away: 4-1

Date	Score	Mar.	W/L	Site
11/11/78	35-20	+15	W	H
10/15/05	49-28	+21	W	H
10/21/06	49-30	+19	W	A
10/27/07	50-13	+37	W	H
11/08/08	42-30	+12	W	A
11/14/09	24-6	+18	W	H
11/27/10	59-24	+35	W	A
10/22/11	45-34	+11	W	H
09/25/21	41-21	+20	W	A
10/23/21	48-34	+14	W	H
09/24/22	26-45	-19	L	A

## NORTHERN ARIZONA

### UH leads, 1-0

Home: 1-0 Away: 0-0

Date	Score	Mar.	W/L	Site
11/11/72	20-13	+7	W	H

## NORTHERN COLORADO

### UH leads, 1-0

Home: 1-0 Away: 0-0

Date	Score	Mar.	W/L	Site
09/01/07	63-6	+57	W	H

## NORTHERN IOWA

### UH leads, 1-0

Home: 1-0 Away: 0-0

Date	Score	Mar.	W/L	Site
09/13/14	27-24	+3	W	H

## NORTHWESTERN

### Tied, 1-1

Home: 1-1 Away: 0-0

Date	Score	Mar.	W/L	Site
11/21/98	21-47	-26	L	H
11/27/04	49-41	+8	W	H

## NOTRE DAME

### ND leads, 3-0

Home: 0-3 Away: 0-0

Date	Score	Mar.	W/L	Site
11/30/91	42-48	-6	L	H
11/29/97	22-23	-1	L	H
12/24/08	21-49	-28	L	H

## OHIO

### OU leads, 1-0

Home: 1-1 Away: 0-0

Date	Score	Mar.	W/L	Site
09/07/96	10-21	-11	L	H

## OHIO STATE

### OSU leads, 1-0

Home: 0-0 Away: 0-1

Date	Score	Mar.	W/L	Site
09/12/15	0-38	-38	L	A

## OKLAHOMA

### OU leads, 2-0

Home: 0-2 Away: 0-0

Date	Score	Mar.	W/L	Site
01/01/32	0-7	-7	L	H
12/03/83	17-21	-4	L	H

## OKLAHOMA STATE

### OSU leads, 1-0

Home: 0-1 Away: 0-0

Date	Score	Mar.	W/L	Site
12/02/95	20-24	-4	L	H

## OREGON

### UO leads, 4-3

Home: 2-3 Away: 1-1

Date	Score	Mar.	W/L	Site
12/26/21	0-47	-47	L	H
01/01/29	0-6	-6	L	H
11/23/29	0-7	-7	L	A
11/29/69	16-57	-41	L	H
12/03/88	41-17	+24	W	H
09/05/92	24-21	+3	W	A
09/10/94	36-16	+20	W	H

## OREGON STATE

### OSU leads, 8-4

Home: 4-5 Away: 0-3

Date	Score	Mar.	W/L	Site
01/01/24	7-0	+7	W	H
01/01/40	6-39	-33	L	H
01/01/49	27-47	-20	L	H
11/27/76	0-59	-59	L	H
11/25/89	23-21	+2	W	H
12/25/99	23-17	+6	W	H
12/02/06	32-35	-3	L	H
09/13/08	7-45	-38	L	A
09/07/13	14-33	-19	L	A
09/06/14	30-38	-8	L	H
09/07/19	31-28	+3	W	H
09/11/21	27-45	-18	L	A

## PITTSBURGH

### UH leads, 1-0

Home: 1-0 Away: 0-0

Date	Score	Mar.	W/L	Site
12/05/92	36-23	+13	W	H

## PORTLAND STATE

### UH leads, 5-1

Home: 4-1 Away: 1-0

Date	Score	Mar.	W/L	Site
09/16/72	38-13	+25	W	A
10/18/75	24-7	+17	W	H
10/16/76	20-17	+3	W	H
10/22/77	21-12	+9	W	H
09/09/00	20-45	-25	L	H
09/04/21	49-35	+14	W	H

## PRAIRIE VIEW A&M

### UH leads, 1-0

Home: 1-0 Away: 0-0

Date	Score	Mar.	W/L	Site
10/20/79	65-0	+65	W	H

## PURDUE

### UH leads, 1-0

Home: 1-0 Away: 0-0

Date	Score	Mar.	W/L	Site
11/25/06	42-35	+7	W	H

## RICE

### Rice leads, 5-3

Home: 2-2 Away: 1-3

Date	Score	Mar.	W/L	Site
10/09/99	19-38	-19	L	H
10/21/00	13-38	-25	L	A
09/29/01	24-27	-3	L	H
11/16/02	33-28	+5	W	A
09/27/03	41-21	+20	W	H
09/18/04	29-41	-12	L	A
10/04/14	14-28	-14	L	A
09/08/18	43-29	+14	W	H

## RUTGERS

### SERIES TIED, 1-1

Home: 1-0 Away: 0-1

Date	Score	Mar.	W/L	Site
11/30/74	28-16	+12	W	H
10/04/75	3-7	-4	L	A

## SAN DIEGO STATE

### SDSU leads 24-11-2

Home: 7-12-2 Away: 4-1-2

Date	Score	Mar.	W/L	Site
11/15/39	13-0	+13	W	A
12/07/40	33-7	+26	W	H
09/20/50	27-49	-22	L	H
01/01/52	13-34	-21	L	H
09/26/53	7-40	-33	L	A
11/08/80	31-6	+25	W	H
10/24/81	28-10	+18	W	A
11/06/82	28-31	-3	L	H
10/01/83	27-27	+0	T	H
10/27/84	16-10	+6	W	H
11/30/85	10-10	+0	T	H
11/22/86	5-35	-30	L	A
10/31/87	21-29	-8	L	H
10/15/88	32-30	+2	W	A
10/07/89	31-24	+7	W	H
11/10/90	38-44	-6	L	A
10/05/91	21-47	-26	L	H
11/14/92	28-52	-24	L	A
10/09/93	14-45	-31	L	H
10/29/94	23-38	-15	L	A

# ALL-TIME SERIES RESULTS

## SAN DIEGO STATE (CONT.)

Date	Score	Mar.	W/L	Site
11/18/95	10-49	-39	L	H
10/11/96	8-56	-48	L	A
10/25/97	3-10	-7	L	H
10/09/98	13-35	-22	L	A
12/07/02	41-40	+1	W	H
12/03/05	49-38	+11	W	H
10/06/12	14-52	-38	L	A
11/16/13	21-28	ot -7	L	H
10/18/14	10-20	-10	L	A
10/10/15	14-28	-14	L	H
11/05/16	0-55	-55	L	A
10/28/17	7-28	-21	L	H
11/24/18	31-30	ot +1	W	A
11/23/19	14-11	+3	W	H
11/14/20	10-34	-24	L	A
11/06/21	10-17	-7	L	H
10/08/22	14-16	-2	L	A

## SAN JOSÉ STATE

UH leads, 22-22-1

Home: 13-15 Away: 9-7-1

Date	Score	Mar.	W/L	Site
12/11/36	8-13	-5	L	H
12/04/37	6-7	-1	L	H
12/03/38	13-12	+1	W	H
09/23/55	0-34	-34	L	A
11/30/56	20-0	+20	W	H
11/30/57	0-12	-12	L	H
09/27/58	8-6	+2	W	A
10/03/59	14-44	-30	L	A
12/02/60	6-48	-42	L	H
11/30/62	0-19	-19	L	H
11/25/72	28-14	+14	W	H
11/24/73	3-23	-20	L	H
11/09/74	11-23	-21	L	H
11/29/75	30-20	+10	W	H
09/11/76	7-48	-41	L	A
11/05/77	14-24	-10	L	A
10/07/78	25-11	+14	W	H
09/17/88	36-27	+9	W	H
11/16/91	35-35	+0	T	A
11/09/96	17-38	-21	L	H
11/15/97	14-38	-24	L	A
11/07/98	17-45	-28	L	H
11/06/99	62-41	+21	W	A
10/28/00	48-57	-9	L	H
11/03/01	34-10	+24	W	H
11/02/02	40-31	+9	W	H
11/01/03	13-10	+3	W	A
10/23/04	46-28	+18	W	H
10/22/05	45-38	+7	W	A
11/18/06	54-17	+37	W	H
10/12/07	42-35	ot +7	W	A
09/27/08	17-20	-3	L	H
11/21/09	17-10	ot +7	W	A
11/20/10	41-7	+34	W	H
10/14/11	27-28	-1	L	A
10/05/13	27-37	-10	L	H
11/15/14	13-0	+13	W	A
11/21/15	23-42	-19	L	H
10/08/16	34-17	+17	W	A
10/14/17	37-26	+11	W	H
09/29/18	44-41	5ot +3	W	A
11/09/19	42-40	+2	W	H
12/05/20	24-35	-11	L	H

## SAN JOSÉ STATE (CONT.)

Date	Score	Mar.	W/L	Site
09/18/21	13-17	-4	L	H
11/26/22	14-27	-13	L	A

## SOUTH ALABAMA

UH leads, 1-0

Home: 1-0 Away: 0-0

Date	Score	Mar.	W/L	Site
12/01/12	23-7	+16	W	H

## SOUTH CAROLINA

UH leads, 2-0

Home: 2-0 Away: 0-0

Date	Score	Mar.	W/L	Site
11/26/77	24-7	+17	W	H
12/05/81	33-10	+23	W	H

## SOUTH DAKOTA STATE

SDSU leads, 1-0

Home: 0-1 Away: 0-0

Date	Score	Mar.	W/L	Site
12/25/26	2-9	-7	L	H

## SE MISSOURI STATE

UH leads, 1-0

Home: 1-0 Away: 0-0

Date	Score	Mar.	W/L	Site
11/12/94	34-0	+34	W	H

## SMU

UH leads, 4-1

Home: 2-1 Away: 2-0

Date	Score	Mar.	W/L	Site
10/03/98	0-28	-28	L	H

## SMU (CONT.)

Date	Score	Mar.	W/L	Site
09/25/99	20-0	+20	W	A
10/14/00	30-15	+15	W	H
10/06/01	38-31	ot +7	W	A
09/29/02	42-10	+32	W	H

## SOUTHERN MISS

S. MISS leads, 1-0

Home: 0-1 Away: 0-0

Date	Score	Mar.	W/L	Site
10/15/77	26-28	-2	L	H

## STANFORD

Stanford leads, 3-0

Home: 0-3 Away: 0-0

Date	Score	Mar.	W/L	Site
12/23/46	7-18	-11	L	H
01/02/50	20-74	-54	L	H
12/02/72	7-39	-32	L	H

## TEMPLE

TEMPLE leads, 1-0

Home: 0-1 Away: 0-0

Date	Score	Mar.	W/L	Site
11/03/79	34-31	-3	L	H

## TENNESSEE

TENN leads, 2-0

Home: 0-1 Away: 0-1

Date	Score	Mar.	W/L	Site
10/28/72	2-34	-32	L	A
12/04/75	6-28	-22	L	H

## TEXAS

TEXAS leads, 1-0

Home: 0-1 Away: 0-0

Date	Score	Mar.	W/L	Site
09/02/95	17-38	-21	L	H

## TEXAS A&M

TAMU leads, 1-0

Home: 0-1 Away: 0-0

Date	Score	Mar.	W/L	Site
09/01/90	13-28	-15	L	H

## TEXAS SOUTHERN

UH leads, 1-0

Home: 1-0 Away: 0-0

Date	Score	Mar.	W/L	Site
09/29/73	24-21	+3	W	H

## TCU

TCU leads, 2-0

Home: 0-1 Away: 0-1

Date	Score	Mar.	W/L	Site
10/29/99	14-34	-20	L	H
10/07/00	21-41	-20	L	A

## TULANE

UH leads, 3-1

Home: 3-1 Away: 0-0

Date	Score	Mar.	W/L	Site
09/02/89	31-26	+5	W	H
12/04/93	56-17	+39	W	H
12/25/02	28-36	-8	L	H
11/26/11	35-23	+12	W	H

## TULSA

UH leads, 5-4

Home: 3-2 Away: 2-2

Date	Score	Mar.	W/L	Site
09/22/51	0-58	-58	L	A
11/28/92	38-9	+29	W	H
10/23/99	35-21	+14	W	A
09/30/00	14-24	-10	L	H
10/20/01	36-15	+21	W	A
10/19/02	37-14	+23	W	H
10/04/03	16-27	-10	L	A
10/02/04	44-16	+28	W	H
12/24/10	35-62	-27	L	H

## UAB

UH leads, 1-0

Home: 1-0 Away: 0-0

Date	Score	Mar.	W/L	Site
12/24/04	59-40	+19	W	H

## UC DAVIS

UH leads, 2-0

Home: 2-0 Away: 0-0

Date	Score	Mar.	W/L	Site
09/24/11	56-14	+42	W	H
09/19/15	47-27	+20	W	H

# ALL-TIME SERIES RESULTS

## UCLA

### UCLA leads, 4-0

Home: 0-1 Away: 0-3

Date	Score	Mar.	W/L	Site
11/15/35	6-19	-13	L	A
01/02/39	7-32	-25	L	H
09/09/17	23-56	-33	L	A
08/28/21	10-44	-34	L	A

## UNLV

### UH leads, 19-13

Home: 13-3 Away: 6-10

Date	Score	Mar.	W/L	Site
10/25/69	57-19	+38	W	H
11/07/70	28-21	+7	W	A
10/27/73	31-29	+2	W	H
10/26/74	8-33	-25	L	A
10/14/78	20-30	-20	L	A
09/29/79	31-48	-17	L	H
11/15/80	24-19	+5	W	A
10/31/81	57-21	+36	W	H
10/15/83	23-0	+23	W	A
09/29/84	16-12	+4	W	H
10/24/92	55-25	+30	W	H
09/30/95	58-30	+28	W	A
10/19/96	38-28	+10	W	H
09/20/97	15-25	-10	L	A
12/02/00	32-34	-2	L	H
09/19/03	22-33	-11	L	A
09/16/06	42-13	+29	W	H
09/15/07	49-14	+35	W	A
09/19/09	33-34	-1	L	A
12/04/10	59-21	+38	W	H
09/17/11	20-40	-20	L	A
11/24/12	48-10	+38	W	H
10/12/13	37-39	-2	L	A
11/22/14	37-35	+2	W	H
11/07/15	21-41	-20	L	A
10/15/16	38-41	-3	L	H
11/04/17	23-31	-8	L	A
11/17/18	35-28	+7	W	H
11/16/19	21-7	+14	W	A
12/12/20	38-21	+17	W	H
11/13/21	13-27	-14	L	A
11/19/22	31-25	+6	W	H

## USC

### USC leads, 9-0

Home: 0-6 Away: 0-3

Date	Score	Mar.	W/L	Site
11/15/30	0-52	-52	L	A
01/01/36	6-38	-32	L	H
12/02/78	5-21	-16	L	H
09/04/99	7-62	-55	L	H
09/13/03	32-61	-29	L	A
09/03/05	17-63	-45	L	H
09/02/10	36-49	-13	L	H
09/01/12	10-49	-39	L	A
08/29/13	13-30	-17	L	H

## UTAH

### UTAH leads, 15-12

Home: 9-8 Away: 3-7

Date	Score	Mar.	W/L	Site
12/18/26	7-17	-10	L	H
12/14/35	21-20	+1	W	H
12/17/38	13-14	-1	L	H

## UTAH (CONT.)

Date	Score	Mar.	W/L	Site
11/11/39	19-34	-15	L	A
01/01/47	19-16	+3	W	H
10/04/47	0-35	-35	L	H
12/16/50	28-40	-12	L	H
10/03/53	24-47	-23	L	H
12/06/58	20-47	-27	L	H
09/17/60	6-33	-27	L	A
12/02/67	20-25	-5	L	H
12/01/73	7-6	+1	W	H
09/08/79	23-27	-4	L	H
10/09/82	10-7	+3	W	H
09/24/83	25-28	-3	L	A
10/20/84	20-17	+3	W	H
09/14/85	27-29	-2	L	H
1/01/86	33-13	+20	W	A
10/17/87	25-14	+11	W	H
09/24/88	48-20	+28	W	A
09/23/89	67-20	+47	W	H
09/22/90	19-7	+12	W	A
11/02/91	52-26	+26	W	H
10/10/92	17-38	-21	L	A
11/06/93	41-30	+11	W	H
10/15/94	3-14	-11	L	A
09/19/98	21-30	-9	L	A

## UTAH STATE

### USU leads, 12-6

Home: 4-6 Away: 2-6

Date	Score	Mar.	W/L	Site
12/17/27	21-20	+1	W	H
09/14/57	12-26	-14	L	A
12/11/59	6-48	-42	L	H
09/11/65	12-31	-19	L	A
11/26/66	0-48	-48	L	H
11/12/05	50-23	+27	W	H
11/04/06	63-10	+53	W	A
10/06/07	52-37	+25	W	H
11/01/08	14-30	-16	L	A
11/07/09	49-6	+43	W	H
10/23/10	45-7	+38	W	A
11/05/11	31-35	-4	L	H
11/02/13	10-47	-37	L	A
11/01/14	14-35	-21	L	H
11/18/17	0-38	-38	L	A
11/03/18	17-56	-39	L	H
10/30/21	31-51	-20	L	A
11/12/22	34-41	-7	L	H

## UTEP

### UH leads, 18-13

Home: 12-5 Away: 6-8

Date	Score	Mar.	W/L	Site
12/4/48	6-49	-43	L	H
10/01/49	7-14	-7	L	A
12/01/50	13-46	-33	L	H
10/04/52	26-42	-16	L	A
11/15/75	21-9	+12	W	H
11/20/76	28-12	+16	W	H
11/04/78	35-13	+22	W	H
10/27/79	27-12	+15	W	A
10/04/80	14-34	-20	L	H
11/07/81	35-7	+28	W	A
09/25/82	17-10	+7	W	H
10/29/83	25-24	+1	W	H
10/13/84	24-20	+4	W	A

## UTEP (CONT.)

Date	Score	Mar.	W/L	Site
11/09/85	23-7	+16	W	A
09/20/86	31-21	+10	W	H
09/26/87	13-37	-24	L	A
10/08/88	25-42	-17	L	H
11/04/89	26-7	+19	W	H
10/13/90	10-12	-2	L	A
11/09/91	24-41	-17	L	H
10/31/92	41-21	+20	W	A
09/25/93	52-0	+52	W	H
10/01/94	28-34	-6	L	A
09/23/95	42-21	+21	W	H
10/31/98	13-30	-17	L	A
10/02/99	33-3	+30	W	H
09/23/00	7-39	-32	L	A
10/13/01	66-7	+59	W	H
09/21/02	31-6	+25	W	A
10/25/03	31-15	+16	W	H
10/16/04	20-51	-31	L	A

## UT MARTIN

### UH leads, 1-0

Home: 1-0 Away: 0-0

Date	Score	Mar.	W/L	Site
09/10/16	41-36	+5	W	H

## VANDERBILT

### VU leads, 1-0

Home: 0-1 Away: 0-0

Date	Score	Mar.	W/L	Site
08/27/22	10-63	-53	L	H

## WASHINGTON

### UW leads, 2-4

Home: 1-2 Away: 1-2

Date	Score	Mar.	W/L	Site
01/02/38	13-53	-40	L	H
09/15/73	10-7	+3	W	A
12/01/07	35-28	+7	W	H
09/10/11	32-40	-8	L	A
08/30/14	16-17	-1	L	H
09/14/19	20-52	-32	L	A

## WASHINGTON STATE

### UH leads, 3-2

Home: 2-2 Away: 1-0

Date	Score	Mar.	W/L	Site
01/01/26	20-11	+9	W	H
01/01/30	7-28	-21	L	H
11/27/99	14-22	-8	L	H
11/29/08	24-10	+14	W	H
09/12/09	38-20	+18	W	A

## WEBER STATE

### UH leads, 1-0

Home: 1-0 Away: 0-0

Date	Score	Mar.	W/L	Site
09/6/08	36-17	+19	W	H

## WESTERN ILLINOIS

### WI leads, 1-0

Home: 0-1 Away: 0-0

Date	Score	Mar.	W/L	Site
11/02/74	0-31	-31	L	H

# ALL-TIME SERIES RESULTS/COMEBACKS

## WESTERN KENTUCKY

### WK leads, 1-0

Home: 0-1 Away: 0-0

Date	Score	Mar.	W/L	Site
09/03/22	17-49	-32	L	H

## WISCONSIN

### WISC leads, 6-1

Home: 1-4 Away: 0-2

Date	Score	Mar.	W/L	Site
09/06/86	20-17	+3	W	H
09/12/87	7-28	-21	L	A
11/30/96	10-59	-49	L	H
11/25/00	18-34	-16	L	H
11/25/05	24-41	-17	L	H
12/05/09	10-51	-41	L	H
09/26/15	0-28	-28	L	A

## WYOMING

### WYO leads, 16-11

Home: 7-8 Away: 4-8

Date	Score	Mar.	W/L	Site
11/18/78	27-22	+5	W	H
11/17/79	13-21	-8	L	H
09/27/80	20-45	-25	L	A
10/10/81	14-9	+5	W	A
10/02/82	10-28	-18	L	H
11/26/83	13-31	-18	L	H
11/03/84	31-28	+3	W	H
10/12/85	26-18	+8	W	A
11/29/86	35-19	+16	W	H
11/28/87	20-24	-4	L	H
11/19/88	22-28	-6	L	H
09/16/89	15-20	-5	L	A
11/17/90	38-17	+21	W	H
08/31/91	32-17	+15	W	A
11/21/92	42-18	+24	W	H
10/23/93	10-48	-38	L	A
11/19/94	10-13	-3	L	H
09/16/95	6-52	-46	L	A
09/14/96	0-66	-66	L	A
09/13/97	6-35	-29	L	H
11/23/13	56-59 ot	-3	L	A
10/11/14	38-28	+10	W	H
09/23/17	21-28 ot	-7	L	A
10/06/18	17-13	+4	W	H
10/30/20	7-31	-24	L	A
11/27/21	38-14	+24	W	A
10/29/22	20-27	-7	L	H

## YALE

### UH leads, 1-0

Home: 1-0 Away: 0-0

Date	Score	Mar.	W/L	Site
10/03/87	62-10	+52	W	H

## LARGEST COMEBACKS

Deficit	Time	Final	Opponent	Date
21 (7-28)	4:12 2Q	35-28	vs. Washington	12/1/07
21 (0-21)	7:54 2Q	41-38	vs. Michigan State	12/4/04
15 (13-28)	14:21 4Q	35-28	vs. UNLV	11/17/18
15 (8-23)	14:03 2Q	47-45	vs. Fresno State	10/17/92
14 (10-24)	4:29 3Q	27-24	vs. Fresno State	10/2/21
14 (14-28)	2:25 2Q	31-28	vs. Oregon State	9/7/19
14 (3-17)	6:12 2Q	44-41(5ot)	at San José State	9/29/18
14 (0-14)	7:32 1Q	42-21	vs. Duquesne	9/22/18
14 (0-14)	4:10 1Q	52-35	vs. Middle Tennessee	12/24/16
14 (21-35)	3:54 4Q	42-35	at San José State	10/12/07
14 (0-14)	1:44 1Q	45-44	at Louisiana Tech	9/8/07
14 (7-21)	2:51 2Q	49-38	vs. San Diego State	12/3/05
14 (0-14)	11:02 2Q	37-29	vs. Alabama	11/29/03
14 (7-21)	0:43 2Q	52-51	vs. Miami (Ohio)	11/17/01
14 (13-27)	2:46 3Q	38-34	at Fresno State	10/26/01
14 (3-17)	7:05 3Q	38-31	at SMU	10/6/01
14 (7-21)	0:32 2Q	38-28	vs. UNLV	10/19/96
14 (0-14)	13:14 2Q	35-14	vs. Middle Tennessee	9/4/93
14 (0-14)	4:42 2Q	30-21	vs. Pacific	9/21/91

## LARGEST FOURTH-QUARTER COMEBACKS

Deficit	Time	Score	Opponent	Date
15 (13-28)	14:21	35-28	vs. UNLV	11/17/18
14 (10-24)	12:07	27-24	vs. Fresno State	10/2/21
14 (21-35)	3:54	42-35	at San José State	10/12/07
12 (9-21)	13:44	31-21	at Fresno State	10/25/02
11 (29-40)	10:58	41-40	vs. San Diego State	12/7/02
11 (16-27)	11:45	38-34	at Fresno State	10/26/01

## Rallies In The Final 2 Minutes

Time of Score	Trailed By	Final	Opponent	Date
1:26	3 (10-13)	17-13	vs. Wyoming	10/6/18
	<i>JoJo Ward 38-yard pass from Chevan Cordeiro</i>			
0:48	4 (31-35)	38-35	at UMass	8/26/17
	<i>Metuisea Unga 7-yard pass from Dru Brown</i>			
0:59	6 (7-13)	14-13	at Fresno State	11/19/16
	<i>Steven Lakalaka 2-yard run</i>			
0:00	4 (31-35)	37-35	UNLV	11/22/14
	<i>Marcus Kemp 20-yard pass from Ikaika Woolsey</i>			
0:32	1 (13-14)	16-14	at Idaho	10/29/11
	<i>Kenton Chun 35-yard field goal</i>			
0:11	1 (25-26)	28-26	at Nevada	11/16/07
	<i>Dan Kelly 45-yard field goal</i>			
0:31	7 (28-35)	42-35	at San José State	10/12/07*
	<i>Colt Brennan 2-yard run</i>			
1:34	3 (35-38)	45-44	at Louisiana Tech	9/8/07*
	<i>Dan Kelly 49-yard field goal</i>			
0:00	2 (49-51)	52-51	Miami (Ohio)	11/17/01
	<i>Justin Ayat 24-yard field goal</i>			
0:13	3 (31-34)	38-34	Fresno State	10/26/01
	<i>Ashley Lelie 14-yard pass from Nick Rolovich</i>			
0:37	3 (29-32)	36-32	BYU	9/26/92
	<i>Marlowe Lewis 10-yard pass from Ivin Jasper</i>			
0:49	4 (27-31)	34-31	Long Beach State	10/29/88
	<i>Warren Jones 1-yard run</i>			
1:50	7 (31-38)	39-38	Colorado State	11/7/87
	<i>Chris Roscoe 15-yard pass from Garrett Gabriel, Gabriel run</i>			
0:13	4 (13-17)	20-17	Wisconsin	9/6/86
	<i>Gregg Tipton 1-yard run</i>			
1:24	4 (13-17)	20-17	Utah	10/20/84
	<i>Nuu Faaola 6-yard run</i>			
0:13	3 (17-20)	24-20	at UTEP	10/13/84
	<i>Junior Lopati 7-yard run</i>			
1:29	7 (17-24)	25-24	UTEP	10/29/83
	<i>Dino Babers 1-yard run, Shephard Killen pass from Raphael Cherry</i>			

\*won in overtime since 1982

# ALL-TIME HOMECOMING RESULTS

Season	Opponent	W/L	Score	Mar
1949	Pacific	L	0-75	-75
1950	Utah	L	28-40	-12
1951	Arizona	L	21-32	-11
1952	Willamette	T	7-7	-
1953	Lewis & Clark	W	34-12	+22
1954	Nebraska	L	0-50	-50
1955	Arizona State	L	6-39	-33
1956	San José State	W	20-0	+20
1957	Fresno State	L	8-31	-23
1958	Utah	L	20-47	-27
1959	Utah State	L	6-48	-42
1960	Lewis & Clark	L	13-18	-5
1961	No season			
1962	Willamette	W	14-12	+2
1963	Cal Western	L	13-16	-3
1964	New Mexico	L	0-20	-20
1965	Cal Western	W	10-8	+2
1966	Parsons	L	10-21	-11
1967	Fresno State	W	29-19	+10
1968	Nevada	W	21-0	+21
1969	UNLV	W	57-19	+38
1970	Cal St. Los Angeles	W	31-7	+24
1971	UC Santa Barbara	W	23-14	+9
1972	Cal State Fullerton	W	49-15	+34
1973	Cal St. Northridge	W	28-3	+25
1974	Fresno State	W	21-7	+14
1975	Santa Clara	W	48-40	+8
1976	Portland State	W	20-17	+3
1977	Portland State	W	21-12	+9
1978	Pacific	L	17-27	-10
1979	Temple	L	31-34	-3
1980	West Virginia	W	16-13	+3
1981	UNLV	W	57-21	+36
1982	San Diego State	L	28-31	-3
1983	New Mexico	W	25-16	+9
1984	Wyoming	W	31-28	+3
1985	Colorado State	W	34-14	+20
1986	Brigham Young	L	3-10	-7
1987	San Diego State	L	21-29	+8
1988	New Mexico	W	45-3	+42
1989	UTEP	W	26-7	+19
1990	Pacific	W	35-24	+11
1991	San Diego State	L	21-47	-26
1992	UNLV	W	55-25	+30
1993	Utah	W	41-30	+11
1994	Wyoming	L	10-13	-3
1995	San Diego State	L	10-49	-39
1996	San José State	L	17-38	-21
1997	Northeast Louisiana	L	20-23*	-3
1998	San José State	L	17-45	-28
1999	UTEP	W	33-3	+30
2000	SMU	W	30-15	+15
2001	Boise State	L	21-28	-7
2002	Nevada	W	59-34	+25
2003	UTEP	W	31-15	+16
2004	San José State	W	46-28	+18
2005	New Mexico State	W	49-28	+21
2006	Idaho	W	68-10	+58
2007	New Mexico State	W	50-13	+37
2008	Louisiana Tech	W	24-14	+10
2009	Utah State	W	49-36	+13
2010	Idaho	W	45-10	+35

Season	Opponent	W/L	Score	Mar
2011	New Mexico State	W	45-34	+11
2012	New Mexico	L	23-35	-12
2013	Colorado State	L	28-35	-7
2014	Nevada	L	18-26	-8
2015	San Diego State	L	14-28	-14
2016	UNLV	L	38-41	-3
2017	San José State	W	37-26	+11
2018	Duquesne	W	42-21	+21
2019	Central Arkansas	W	35-16	+19
2020	None			
2021	Fresno State	W	27-24	+3
2022	Duquesne	W	24-14	+10

**All-Time Record:** 41-29-1 (.584)

**Longest Win Streak:** 11 (1967-77); **Longest Losing Streak:**

5, 2x (1994-98; 2012-16); **Largest Margin of Victory:** 58


(68-10 vs. Idaho, 2006); **Largest Margin of Defeat:** 75

(75-0 vs. Pacific, 1949)

\*overtime

# ALL-TIME RESULTS

The University of Hawai'i football program officially began as a club sport in 1909 as the "Fighting Deans," two years after the College of Hawai'i was founded. The College of Hawai'i became the University of Hawai'i in 1920. The University of Hawai'i became a member of the National Collegiate Athletic Association (NCAA) in 1946 and the football program played its first all-college schedule in 1966.



**AUSTIN JONES**  
**Years:** 1909-11 (3)  
**Record:** 8-6  
**Note:** Program's first head coach

## 1909 (2-2)

**Coach:** Austin Jones

Date	School	Result	Score	Attendance
10/23	McKinley HS	W	6-5	2,500
10/30	O'ahu College (Punahou)	L	0-23	
11/13	McKinley HS	W	10-0	
11/20	O'ahu College (Punahou)	L	0-11	

## 1910 (4-2)

**Coach:** Austin Jones

Date	School	Result	Score
10/29	McKinley HS	W	16-0
11/05	McKinley HS	W	24-0
11/12	McKinley HS	W	36-0
11/19	O'ahu College (Punahou)	W	3-2
11/24	O'ahu College (Punahou)	L	0-9
12/03	O'ahu College (Punahou)	L	0-5

## 1911 (2-2)

**Coach:** Austin Jones

Date	School	Result	Score
10/28	McKinley HS	W	21-0
11/11	Punahou Academy	L	0-17
11/18	McKinley HS	W	6-3
11/30	Punahou Academy	L	5-29

## 1912-14 NO TEAMS



**JOHN PEDEN**  
**Years:** 1915 (1)  
**Record:** 5-1-1

## 1915 (5-5-1)

**Coach:** John Peden

Date	School	Result	Score
10/09	Kamehameha HS	L	0-7
10/16	McKinley HS	W	17-0
10/30	Punahou Academy	W	15-13
11/05	Mills (Mid-Pacific Inst.)	W	50-0
11/13	Punahou Academy	T	0-0
11/17	Kamehameha HS	W	20-16
11/20	McKinley HS	W	19-0




**WILLIAM BRITTON**  
**Years:** 1916 (1)  
**Record:** 3-2-1

## 1916 (3-2-1)

**Coach:** William Britton

Date	School	Result	Score
10/14	Punahou Academy	T	12-12
10/21	McKinley HS	W	14-0
10/27	Mills (Mid-Pacific Inst.)	W	38-6
11/04	Kamehameha HS	L	0-10
11/18	Kamehameha HS	W	9-6
11/25	National Guard	L	6-7



**DAVID CRAWFORD**  
**Years:** 1917-19 (3)  
**Record:** 11-1-2

## 1917 (4-0-1)

**Coach:** David Crawford

Date	School	Result	Score
10/06	Punahou Academy	T	0-0
10/13	Kamehameha HS	W	7-6
10/20	McKinley HS	W	48-0
10/27	Punahou Academy	W	21-0
11/3	Kamehameha HS	W	12-0

## 1918 (3-1)

**Coach:** David Crawford

Date	School	Result	Score
11/09	Aero Squadron	W	21-0
11/16	1st Infantry (Ft. Shafter)	L	7-34
11/23	Aero Squadron	W	27-7
11/28	Signal Corps	W	7-6

## 1919 (4-0-1)

**Coach:** David Crawford

Date	School	Result	Score
11/01	Outrigger Canoe Club	T	6-6
11/09	Outrigger Canoe Club	W	27-7
11/15	Schofield	W	10-6
11/29	Luke Field	W	68-0
12/06	Town Team	W	27-2



**RAYMOND ELLIOTT**  
**Years:** 1920 (1) **Record:** 6-2  
**Notes:** Coached first collegiate game vs. Nevada.

## 1920 (6-2)

**Coach:** Raymond Elliot

Date	School	Result	Score	Attendance
11/06	Pearl Harbor Navy	W	19-0	
11/13	Luke Field	T	47-0	
11/18	Punahou Academy	W	21-0	
11/27	Schofield	W	41-0	
12/04	Palama	W	7-0	
12/11	Outrigger Canoe Club	L	0-3	
12/18	Waikiki	W	23-14	
12/25	Nevada	L	0-14	4,000

# ALL-TIME RESULTS



## OTTO "PROC" KLUM

**Years:** 1921-39 (19) **Record:** 84-51-7

**Notes:** Winningest coach in school history with 84 wins in 19 years.

### 1921 (3-3-2)

**Coach:** Otto "Proc" Klum

Date	School	Result	Score
10/08	Honolulu AC	L	6-7
10/14	Hawai'i Marines	T	0-0
10/29	National Guard	W	29-7
11/05	Pearl Harbor Navy	L	0-35
11/11	Palama	W	13-6
11/26	Outrigger Canoe Club	T	12-12
12/03	Town Team	W	7-0
12/26	Oregon	L	0-47

### 1922 (5-1-1)

**Coach:** Otto "Proc" Klum

Date	School	Result	Score
10/07	Field Artillery	W	20-0
10/14	Fort Ruger	W	88-0
11/04	National Guard	W	40-0
11/11	Palama	W	27-0
11/25	Navy (HI)	L	10-13
12/09	Town Team	T	6-6
12/25	Cal Poly-Pomona	W	25-6

### 1923 (5-1-2)

**Coach:** Otto "Proc" Klum

Date	School	Result	Score
09/29	Coast Defense	W	83-6
10/06	Town Team	W	13-0
10/20	Hawai'i Army	W	27-7
11/03	National Guard	W	10-0
11/12	Pearl Harbor Navy	T	19-19
11/29	at Cal Poly-Pomona	L	7-14
12/18	Town Team	T	6-6
01/01	Oregon State	W	7-0

### 1924 (8-0)

**Coach:** Otto "Proc" Klum

Date	School	Result	Score	Attendance
10/04	13th Field Artillery	W	41-0	
10/11	Town Team	W	21-6	
11/11	Army (HI)	W	37-0	
11/22	Navy (HI)	W	16-3	
11/29	Town Team	W	19-0	
12/06	Occidental	W	18-3	
12/13	Healani	W	20-0	
01/01	Colorado	W	13-0	10,000

### 1925 (10-0)

**Coach:** Otto "Proc" Klum

Date	School	Result	Score	Attendance
09/26	11th Field Artillery	W	68-0	
09/26	27th Infantry	W	20-0	
10/03	National Guard	W	86-0	
10/10	Healani	W	74-0	
10/24	Palama	W	42-0	
10/31	Pearl Harbor Navy	W	43-0	
11/11	Town Team	W	14-6	
11/26	at Occidental	W	13-0	35,000
12/12	Colorado State	W	41-0	
01/01	Washington State	W	20-11	12,000

### 1926 (5-4)

**Coach:** Otto "Proc" Klum

Date	School	Result	Score	Attendance
10/02	Field Artillery	W	101-0	
10/09	UH Alumni	L	0-2	
10/16	Healani	W	101-0	
10/30	National Guard	W	26-7	
11/11	Town Team	L	7-14	10,000
11/19	Navy (HI)	W	33-13	
12/04	SF Olympic Club	W	34-0	
12/18	Utah	L	7-17	
12/25	South Dakota State	L	2-9	

### 1927 (5-2)

**Coach:** Otto "Proc" Klum

Date	School	Result	Score	Attendance
10/08	UH Alumni	L	2-3	
10/22	O'ahu Blues	W	20-13	
11/02	Pearl Harbor Navy	W	24-7	
11/11	Town Team	W	10-0	
11/24	at Occidental	W	20-0	45,000
12/17	Utah State	W	21-20	
01/02	Santa Clara	L	12-18	16,000

### 1928 (2-5)

**Coach:** Otto "Proc" Klum

Date	School	Result	Score	Attendance
10/06	UH Alumni	L	6-13	
11/06	Mailles	L	13-38	
11/13	Palama	W	38-0	
11/24	Town Team	L	20-39	
12/08	Occidental	W	32-0	
12/15	Denver	L	12-13	
01/01	Oregon	L	0-6	

### 1929 (4-3)

**Coach:** Otto "Proc" Klum

Date	School	Result	Score	Attendance
10/05	UH Alumni	W	22-0	
10/15	Honolulu AC	W	14-0	
10/26	St. Louis Alumni	W	32-6	
11/11	Town Team	W	13-0	
11/23	at Oregon	L	0-7	12,000
12/14	Santa Clara	L	0-25	
01/01	Washington State	L	7-28	12,000

### 1930 (5-2)

**Coach:** Otto "Proc" Klum

Date	School	Result	Score	Attendance
09/27	UH Alumni	W	12-6	
10/08	Honolulu AC	W	28-0	9,500
10/22	St. Louis Alumni	W	19-7	7,500
10/29	Town Team	L	0-7	10,000
11/15	at USC	L	0-52	17,500
12/10	Brigham Young	W	49-13	10,000
01/01	Idaho	W	37-0	12,000

### 1931 (3-2-1)

**Coach:** Otto "Proc" Klum

Date	School	Result	Score	Attendance
10/24	St. Louis Alumni	L	13-20	6,000
11/04	McKinley Alumni	W	20-6	
11/18	Town Team	T	6-6	7,000
12/09	San Francisco	W	18-14	11,000
12/19	Drake	W	19-13	7,000
01/01	Oklahoma	L	0-7	10,000

# ALL-TIME RESULTS

## 1932 (2-1-1)

Coach: Otto "Proc" Klum

Date	School	Result	Score	Attendance
10/01	McKinley Alumni	L	0-13	3,000
10/19	Kamehameha Alumni	T	0-0	2,500
11/02	St. Louis Alumni	W	12-2	
11/19	Town Team	W	20-13	

## 1933 (4-3)

Coach: Otto "Proc" Klum

Date	School	Result	Score	Attendance
09/27	McKinley Alumni	W	13-7	7,000
10/11	St. Louis Alumni	L	0-14	6,000
10/25	Kamehameha Alumni	L	12-19	4,500
11/11	at Denver	W	7-6	
11/23	Hawai'i Navy	W	21-7	
12/02	Town Team (HC)	W	13-7	
01/01	Santa Clara (NYC)	L	7-26	12,755

## 1934 (6-0)

Coach: Otto "Proc" Klum

Date	School	Result	Score	Attendance
10/10	McKinley Alumni	W	13-0	
10/31	Town Team	W	26-7	13,000
11/16	Kamehameha Alumni	W	33-0	13,000
12/01	St. Louis Alumni	W	20-0	
12/15	Denver	W	36-14	18,000
01/01	California (NYC)	W	14-0	19,000

## 1935 (5-3)

Coach: Otto "Proc" Klum

Date	School	Result	Score	Attendance
09/27	St. Louis Alumni	W	18-0	9,000
10/04	McKinley Alumni	W	40-0	8,000
10/16	Kamehameha Alumni	W	19-7	12,000
10/25	Town Team	W	10-7	18,000
11/09	at Denver	L	7-14	15,000
11/15	at UCLA	L	6-19	15,000
12/14	Utah	W	21-20	17,000
01/01	USC (PB)	L	6-38	12,000

## 1936 (3-5)

Coach: Otto "Proc" Klum

Date	School	Result	Score	Attendance
10/02	McKinley Alumni	L	0-26	10,000
10/09	Town Team	L	6-13	7,000
10/16	Kamehameha Alumni	L	13-20	5,000
10/23	McKinley Alumni	W	13-0	3,500
10/30	Kamehameha Alumni	L	12-18	5,000
12/02	Town Team	W	12-7	5,500
12/11	San José State	L	8-13	17,500
01/02	Honolulu All-Stars	W	18-12	5,000

## 1937 (2-6)

Coach: Otto "Proc" Klum

Date	School	Result	Score	Attendance
10/08	McKinley Alumni	W	21-13	4,500
10/15	Town Team	L	7-19	17,000
10/22	Kamehameha Alumni	L	6-27	8,000
11/12	Town Team	L	7-21	
11/19	Kamehameha Alumni	L	18-53	
12/04	San José State (S)	L	6-7	18,500
12/18	Denver	W	7-6	16,000
01/02	Washington (PB)	L	13-53	13,000

## 1938 (4-4)

Coach: Otto "Proc" Klum

Date	School	Result	Score	Attendance
10/07	Kamehameha Alumni	W	18-8	9,000
10/14	Town Team	W	19-12	15,000
10/21	Pearl Harbor Navy	W	33-0	16,000
11/12	at Denver	L	12-20	
11/18	at Fresno State	L	13-15	5,000
12/03	San José State (S)	W	13-12	18,000
12/17	Utah	L	13-14	18,000
01/02	UCLA (PB)	L	7-32	18,000

## 1939 (3-6)

Coach: Otto "Proc" Klum

Date	School	Result	Score	Attendance
10/06	Polar Bears	W	12-6	18,000
10/13	Healani	L	13-24	14,000
10/20	Pearl Harbor Navy	W	30-0	9,000
10/26	Polar Bears	L	6-7	13,000
11/11	at Utah	L	19-34	15,000
11/15	at San Diego State	W	13-0	4,000
12/02	Fresno State (S)	L	2-38	21,000
12/16	Pacific	L	6-19	18,000
01/01	Oregon State (PB)	L	6-39	13,000



### EUGENE "LUKE" GILL

Years: 1940-41 (2) Record: 10-6

Notes: Served as co-coach in 1941, the last season before World War II.

## 1940 (2-5)

Coach: Eugene "Luke" Gill

Date	School	Result	Score	Attendance
10/18	Polar Bears	L	28-35	15,000
10/25	Healani	L	13-28	15,000
11/01	Polar Bears	W	21-20	
11/15	Healani	L	4-25	7,000
12/07	San Diego State (S)	W	33-7	22,000
12/14	Denver	L	16-19	22,000
01/01	Fresno State (PB)	L	0-3	20,000



### TOMMY KAULUKUKUI

Years: 1941, '46-50 (6) Record: 42-19-3

Note: Former All-American led UH to 3 Pineapple Bowl victories.

## 1941 (8-1)

Coaches: Eugene "Luke" Gill & Tom Kaulukukui

Date	School	Result	Score	Attendance
09/14	at Pacific	W	14-0	12,000
09/20	at Portland	W	33-6	9,000
10/10	Hawai'i Bears	W	20-6	19,000
10/17	Na Ali'i	W	19-6	15,000
10/27	Healani	L	6-26	19,000
11/07	Na Ali'i	W	33-14	4,000
11/19	Hawai'i Bears	W	27-13	5,500
11/26	Healani	W	21-6	11,000
12/06	Willamette (S)	W	20-6	24,000

## 1942-45 NO TEAMS



# ALL-TIME RESULTS

## 1946 (8-2, Independent)

Coach: Tom Kaulukukui

Date	School	Result	Score	Attendance
09/25	Hawaiian Pine	W	14-6	8,000
10/02	Ka'ala	W	44-0	3,500
10/09	Olympic	W	27-0	
10/16	Lanakila	W	73-6	2,500
11/01	at Pacific	W	19-13	7,000
11/11	at Fresno State	W	7-2	15,000
11/27	Healani	W	58-6	
12/07	Nevada (S)	L	7-26	25,000
12/23	Stanford	L	7-18	17,000
01/01	Utah (PB)	W	19-16	22,000

## 1947 (8-5, Independent)

Coach: Tom Kaulukukui

Date	School	Result	Score	Attendance
09/17	Mo'ili'i Bears	W	18-6	19,000
09/27	St. Mary's (CA)	L	7-27	27,000
10/04	at Utah	L	0-35	23,518
10/11	at Montana State	W	14-0	10,000
10/22	Olympic	W	40-15	5,000
10/29	Kaialums	W	65-0	
11/05	Leialums	W	26-0	10,000
11/12	Mickalums	W	33-13	
11/29	Michigan State	L	19-58	14,000
12/06	Fresno State (S)	W	27-13	26,000
12/13	Denver	L	0-27	5,000
12/20	Montana	L	12-14	5,000
01/01	Redlands (PB)	W	33-32	12,000

## 1948 (7-4-1, Independent)

Coach: Tom Kaulukukui

Date	School	Result	Score	Attendance
09/07	Kauai Broncos	W	20-0	2,000
09/17	Cardinals	W	47-0	7,000
09/22	Islanders	T	20-20	2,000
10/02	at Michigan State	L	21-68	30,281
10/09	at Redlands	W	55-0	
10/21	Olympic	W	52-12	2,000
11/03	Leilehua Vandals	W	53-7	18,000
11/11	Ford Island	W	39-6	14,000
11/24	Leilehua Vandals	W	14-7	
12/04	Texas Mines (UTEP)	L	6-49	14,000
12/17	Nevada	L	12-73	11,000
01/01	Oregon State (PB)	L	27-47	14,000

## 1949 (6-3, Independent)

Coach: Tom Kaulukukui

Date	School	Result	Score	Attendance
09/23	Mo'ili'i Cards	W	59-6	9,000
10/01	at Texas Western (UTEP)	L	7-14	15,000
10/07	at Denver	W	27-14	15,000
10/28	Islanders	W	98-7	5,500
11/04	Mo'ili'i Cards	W	34-0	2,500
11/11	Leilehua	W	76-6	2,000
12/02	Fresno State	W	41-14	15,000
12/16	Pacific (HC)	L	0-75	28,000
01/02	Stanford (PB)	L	20-74	20,000

## 1950 (5-4-2, Independent)

Coach: Tom Kaulukukui

Date	School	Result	Score	Attendance
09/20	San Diego State	L	27-49	12,000
09/27	Leilehua	T	6-6	
10/06	at Fresno State	L	20-34	11,000
10/14	at Willamette	T	21-21	
10/20	College of Idaho	W	43-14	
11/08	Islanders	W	41-6	

11/17	Brigham Young	W	39-7	12,000
11/22	Cardinals	W	24-6	
12/01	Texas Western (UTEP)	L	13-46	12,000
12/16	Utah (HC)	L	28-40	7,000
01/01	Denver (PB)	W	28-27	11,000



## ARCHIE KODROS

Years: 1951 (1)

Record: 4-7

## 1951 (4-7, Independent)

Coach: Archie Kodros

Date	School	Result	Score	Attendance
09/12	Town Team	W	8-2	18,000
09/22	at Tulsa	L	0-58	15,000
09/29	at Brigham Young	L	7-20	8,000
10/06	at Cincinnati	L	0-34	20,000
10/24	Mickalums	W	40-20	1,000
11/07	Town Team	W	47-13	1,500
11/18	Sub Pac (San Diego)	L	33-35	14,000
11/30	College of Idaho	W	31-13	11,000
12/16	Pendleton	L	26-31	5,000
12/21	Arizona (HC)	L	21-32	
01/01	San Diego State (PB)	L	13-34	10,000



## HANK VASCONCELLOS

Years: 1952-60 (9) Record: 43-46-3

Note: Coached UH to a 6-0 upset of Nebraska in Lincoln.

## 1952 (5-5-2, Independent)

Coach: Hank Vasconcellos

Date	School	Result	Score	Attendance
09/12	Town Team	W	42-0	20,000
09/20	at Arizona	L	7-57	18,000
09/26	at Lewis & Clark	W	21-20	3,700
10/04	at Texas Western (UTEP)	L	26-42	10,000
10/15	Hawaiian AC	W	47-0	
10/22	Barber's Point	W	40-20	
10/30	Hawai'i 49ers	T	21-21	9,000
11/05	Town Team	W	40-7	900
11/16	Hawai'i 49ers	L	14-41	
11/28	Willamette (HC)	T	7-7	8,500
12/05	Pacific	L	13-49	7,000
12/13	Barber's Point	L	7-16	

## 1953 (5-6, Independent)

Coach: Hank Vasconcellos

Date	School	Result	Score	Attendance
09/04	Islanders	W	13-6	22,000
09/17	Kaneohe Marines	W	22-13	7,500
09/26	at San Diego State	L	7-40	
10/03	at Utah	L	24-47	
10/10	at Pacific	L	8-26	11,000
10/21	Pearl Harbor Navy	L	7-12	
11/01	Hawai'i 49ers	L	13-27	6,000
11/08	Pacific Army	W	28-6	
11/15	Barber's Point	W	26-0	500
11/22	Pearl Harbor Marines	L	7-27	3,000
12/04	Lewis & Clark (HC)	W	34-12	7,500

## 1954 (4-4, Independent)

Coach: Hank Vasconcellos

Date	School	Result	Score	Attendance
09/03	Prep All-Stars	W	14-13	20,000
09/18	at Arizona State	L	14-28	12,000
09/25	at Fresno State	W	25-20	10,000

# ALL-TIME RESULTS

10/06	Pearl Harbor Navy	W	28-27	4,500
10/13	Hawai'i Rams	L	0-13	6,000
10/24	Pacific Army	L	7-14	
11/14	Hawai'i Marines	W	45-13	
11/26	Nebraska (HC)	L	0-50	20,000

## 1955 (7-4, Independent)

**Coach:** Hank Vasconcellos

Date	School	Result	Score	Attendance
09/02	Prep All-Stars	W	33-7	18,000
09/17	at Nebraska	W	6-0	23,000
09/23	at San José State	L	0-34	16,000
10/07	Pearl Harbor Navy	W	19-12	6,000
10/28	Hawai'i Marines	W	20-19	9,000
11/05	Pearl Harbor Navy	W	25-0	7,000
11/16	Hawai'i Rams	W	26-12	5,000
11/21	Hawai'i Marines (forfeit)	L	0-2	
11/26	Fresno State	L	18-20	9,000
12/02	Arizona State (HC)	L	6-39	13,000
12/11	Hawai'i Rams	W	34-21	1,000

## 1956 (7-3, Independent)

**Coach:** Hank Vasconcellos

Date	School	Result	Score	Attendance
08/31	Prep All-Stars	W	21-7	22,000
09/21	Pearl Harbor Navy	W	59-7	
09/28	Humboldt State	W	33-6	12,000
10/07	Hawai'i Rams	W	32-7	1,000
10/20	at (#15) Iowa	L	0-34	40,000
10/27	at Fresno State	L	20-39	7,000
11/09	Southern Oregon	W	59-0	5,500
11/18	Hawai'i Marines	L	2-7	4,000
11/24	Lewis & Clark	W	45-6	6,000
11/30	San José State (HC)	W	20-0	6,000

## 1957 (4-4-1, Independent)

**Coach:** Hank Vasconcellos

Date	School	Result	Score	Attendance
09/14	at Utah State	L	12-26	5,000
09/21	at Lewis & Clark	W	40-6	
09/28	at Humboldt State	W	26-0	5,000
10/11	Willamette	W	27-0	11,000
10/27	Pearl Harbor Navy	W	26-7	
11/03	Hawai'i Marines	T	7-7	9,000
11/11	Hawai'i Rams	L	6-7	5,000
11/22	Fresno State (HC)	L	8-31	9,000
11/30	San José State (S)	L	0-12	13,000

## 1958 (5-7, Independent)

**Coach:** Hank Vasconcellos

Date	School	Result	Score	Attendance
08/22	Honolulu All-Stars	W	6-0	23,000
09/13	at Kentucky	L	0-51	16,000
09/20	at Arizona State	L	6-47	
09/27	at San José State	W	8-6	11,500
10/10	San Diego Marines	L	0-27	5,000
10/19	Hawai'i Rams	W	12-7	2,000
10/26	Hawai'i Marines	L	23-28	3,000
11/02	Hawai'i Rams	L	6-8	2,000
11/08	Hawai'i Marines	W	12-8	4,000
11/14	Humboldt State	L	6-12	
11/29	Idaho State	W	40-19	2,000
12/06	Utah (HC, S)	L	20-47	18,000

## 1959 (3-6, Independent)

**Coach:** Hank Vasconcellos

Date	School	Result	Score	Attendance
08/21	Hawai'i All-Stars	L	0-13	18,792
09/19	at Southern Oregon	W	20-13	

09/26	at Idaho State	W	14-8	5,000
10/03	at San José State	L	14-44	
10/30	Pacific (S)	L	0-6	20,000
11/13	Cal State-LA	W	27-6	7,000
11/27	Fresno State	L	13-22	8,000
12/04	Arizona State	L	6-14	8,000
12/11	Utah State (HC)	L	6-48	7,000

## 1960 (3-7, Independent)

**Coach:** Hank Vasconcellos

Date	School	Result	Score	Attendance
08/26	Honolulu All-Stars	W	7-0	21,127
09/10	at Cal State-LA	W	20-7	7,800
09/17	at Utah	L	6-33	16,160
09/24	at Fresno State	L	7-17	20,000
10/01	at Pacific	L	20-28	8,000
10/23	Idaho	L	6-14	12,000
10/28	Humboldt State	L	15-29	9,000
11/11	Lewis & Clark (HC)	L	13-18	7,000
11/25	Brigham Young	W	13-6	10,000
12/02	San José State	L	6-48	20,000

## 1961 NO TEAM



### JIM ASATO

**Years:** 1962-64 (3) **Record:** 15-12

**Note:** Posted 6-2 record in 1962 following one-year hiatus.

## 1962 (6-2, Independent)

**Coach:** Jim Asato

Date	School	Result	Score	Attendance
09/12	Old Timers	W	19-14	3,000
09/22	at Cal Western (USIU)	W	14-8	6,000
09/29	at Cal State-LA	L	6-10	3,267
10/17	Kaimuki Spartans	W	27-0	1,039
10/31	Tantalus Rangers	W	13-0	2,000
11/07	Haikiki Surfers	W	19-0	2,000
11/24	Willamette (HC)	W	14-12	12,038
11/30	San José State (S)	L	0-19	13,547

## 1963 (5-5, Independent)

**Coach:** Jim Asato

Date	School	Result	Score	Attendance
09/19	AAH All-State	W	25-12	2,000
09/28	at Humboldt State	L	13-30	5,500
10/05	at Redlands	W	7-6	
10/17	AAH All-Stars	W	26-14	1,415
10/23	Hawai'i Colts	W	21-14	8,000
11/02	Cal State-LA	L	7-43	7,576
11/13	Hawai'i Colts	W	28-0	2,468
11/26	Cal Western (HC-USIU)	L	13-16	4,303
11/30	Service Stars	L	20-26	3,171
12/06	Pacific (S)	L	0-6	8,560

## 1964 (4-5, Independent)

**Coach:** Jim Asato

Date	School	Result	Score	Attendance
09/07	Hawai'i 49ers	W	6-2	5,023
09/19	at Cal Western (USIU)	W	24-3	23,400
09/26	at Cal State-LA	L	0-43	4,073
10/03	at Fresno State	L	0-28	8,500
10/16	Humboldt State	L	14-19	3,353
11/13	Redlands (S)	W	26-0	10,351
11/20	New Mexico (HC)	L	0-20	5,000
11/27	Service Stars	W	28-3	2,641
12/04	Colorado State	L	6-13	4,096

# ALL-TIME RESULTS



## CLARK SHAUGHNESSY

**Years:** 1965 (1) **Record:** 1-8-1

**Note:** Inducted into College Football Hall of Fame in 1968.

### 1965 (1-8-1, Independent)

**Coach:** Clark Shaughnessy

Date	School	Result	Score	Attendance
09/04	Hawai'i Colts	T	26-26	4,006
09/11	at Utah State	L	12-31	7,000
09/18	at Colorado State	L	6-54	11,700
09/25	Humboldt State	L	6-14	5,500
10/02	at Pacific	L	0-21	4,000
10/30	Cal State-LA (S)	L	7-37	14,000
11/13	UC Santa Barbara	L	0-3	2,807
11/20	Cal Western (HC-USIU)	W	10-8	
11/27	Fresno State	L	3-7	2,356
12/03	Service Stars	L	15-26	1,807



## PHIL SARBOE

**Years:** 1966 (1) **Record:** 4-6

**Note:** Played three seasons in NFL...former Washington State coach.

### 1966 (4-6, Independent)

**Coach:** Phil Sarboe

Date	School	Result	Score	Attendance
09/17	at Fresno State	L	27-28	12,000
09/24	at UC Santa Barbara	L	6-24	
10/01	British Columbia	W	27-6	6,734
10/08	at Air Force	L	0-54	37,786
10/15	Humboldt State	W	7-0	4,500
10/22	Pacific	L	0-41	7,000
10/29	Cal Western (USIU)	W	21-17	
11/05	Whitworth	W	12-6	1,000
11/19	Parsons (HC)	L	10-21	7,500
11/26	Utah State (S)	L	0-48	10,000



## DON KING

**Years:** 1967 (1)

**Record:** 6-4

**Note:** UH's third coach in three years.

### 1967 (6-4, Independent)

**Coach:** Don King

Date	School	Result	Score	Attendance
09/23	Linfield	L	13-15	20,000
09/30	Lewis & Clark	W	34-3	15,000
10/14	Central Washington	W	30-7	20,000
10/21	at Humboldt State	L	0-13	3,500
10/28	Cal State-LA	L	3-9	17,500
11/04	Idaho State	W	21-6	11,500
11/11	UC Santa Barbara (S)	W	15-7	17,500
11/18	at Cal Western (USIU)	W	40-14	4,000
11/25	Fresno State (HC)	W	29-19	18,500
12/02	Utah	L	20-25	18,500



## DAVE HOLMES

**Years:** 1968-73 (6) **Record:** 46-17-1

**Note:** Guided teams to six winning seasons and two 9-win campaigns.

### 1968 (7-3, Independent)

**Coach:** Dave Holmes

Date	School	Result	Score	Attendance
09/21	Humboldt State	W	34-20	15,478
09/28	Puget Sound	W	38-28	15,440
10/05	British Columbia	W	48-0	15,891
10/12	at UC Santa Barbara	L	14-49	8,500
10/19	Santa Clara (S)	W	23-12	19,852
11/02	at Cal State-LA	L	33-46	2,914
11/09	Whitworth	W	54-14	8,721
11/16	Linfield	W	35-13	12,950
11/23	Nevada (HC)	W	21-0	14,005
11/30	California	L	12-17	19,042

### 1969 (6-3-1, Independent)

**Coach:** Dave Holmes

Date	School	Result	Score	Attendance
09/20	New Mexico Highlands	T	16-16	21,447
09/27	Central Washington	W	38-6	14,840
10/04	at Puget Sound	W	30-20	7,000
10/11	Long Beach State	L	14-28	11,515
10/18	at Santa Clara	W	33-26	7,133
10/25	UNLV (HC)	W	57-19	15,965
11/01	Cal State-LA (S)	W	52-28	20,223
11/15	Linfield	W	41-14	13,282
11/22	UC Santa Barbara	L	16-21	15,290
11/29	Oregon	L	16-57	21,717

### 1970 (9-2, Independent)

**Coach:** Dave Holmes

Date	School	Result	Score	Attendance
09/19	U.S. International	W	14-13	16,889
09/26	at Long Beach State	W	23-14	10,351
10/03	Santa Clara	W	39-24	16,175
10/10	Cal Poly-Pomona	W	29-10	16,410
10/24	at UC Santa Barbara	L	20-22	5,000
10/31	Cal State-LA (HC)	W	31-7	10,121
11/07	at UNLV	W	28-21	5,002
11/14	Linfield	W	19-17	17,181
11/21	Pacific (S)	W	14-0	17,362
11/28	Fresno State	W	49-0	9,319
12/05	New Mexico Highlands	L	10-21	14,503

### 1971 (7-4, Independent)

**Coach:** Dave Holmes

Date	School	Result	Score	Attendance
09/25	Linfield	W	44-6	18,132
10/02	at Fresno State	L	8-19	10,500
10/09	Cal State-LA	W	26-0	14,449
10/16	Santa Clara	W	32-14	15,224
10/23	New Mexico Highlands	W	28-9	14,069
10/30	UC Santa Barbara (HC)	W	23-14	12,624
11/06	at Pacific	L	17-40	6,226
11/13	Montana (S)	W	25-11	19,025
11/20	Long Beach State	L	21-46	14,510
11/27	New Mexico	W	28-21	14,792
12/04	(#1) Nebraska	L	3-45	23,002

# ALL-TIME RESULTS

## 1972 (8-3, Independent)

Coach: Dave Holmes

Date	School	Result	Score	Attendance
09/16	at Portland State	W	38-13	5,514
09/23	Cal Lutheran	W	38-10	17,590
10/07	Puget Sound	W	27-10	17,067
10/14	Cal State Fullerton (HC)	W	49-15	16,324
10/21	Montana	W	30-3	17,901
10/28	at (#16) Tennessee	L	2-34	63,903
11/04	Grambling	L	7-46	23,003
11/11	Northern Arizona (S)	W	20-13	13,100
11/18	Linfield	W	36-17	12,769
11/25	San José State	W	28-14	14,912
12/02	Stanford	L	7-39	18,397

## 1973 (9-2, Independent)

Coach: Dave Holmes

Date	School	Result	Score	Attendance
09/15	at Washington	W	10-7	52,500
09/22	at Fresno State	W	13-10	8,683
09/29	Texas Southern	W	24-21	23,500
10/06	Cal State-LA	W	16-9	23,015
10/20	Puget Sound	W	30-7	23,000
10/27	UNLV	W	31-29	23,011
11/03	Cal State Northridge (HC)	W	28-3	19,281
11/10	Santa Clara (S)	W	40-9	22,987
11/17	Pacific	L	3-28	23,206
11/24	San José State	L	3-23	20,777
12/01	Utah	W	7-6	15,662



### LARRY PRICE

Years: 1974-76 (3)

Record: 15-18

Note: Led UH to Division I status.

## 1974 (6-5, Independent)

Coach: Larry Price

Date	School	Result	Score	Attendance
09/14	Brigham Young	W	15-13	23,000
09/21	Humboldt State	W	35-9	18,555
10/05	at Pacific	W	23-14	11,842
10/19	Long Beach State	W	28-21	20,278
10/26	at UNLV	L	8-33	15,418
11/02	Western Illinois	L	0-31	18,372
11/09	San José State	L	11-32	13,629
11/16	Santa Clara (S)	L	3-9	14,064
11/23	Fresno State (HC)	W	21-7	10,628
11/30	Rutgers	W	28-16	16,308
12/07	Arizona State	L	3-26	23,000

## 1975 (6-5, Independent)

Coach: Larry Price

Date	School	Result	Score	Attendance
09/13	Texas A&I	L	9-43	32,247
09/20	Grambling	L	6-20	29,422
10/04	at Rutgers	L	3-7	17,000
10/18	Portland State	W	24-7	20,157
10/25	Santa Clara (HC)	W	48-40	21,133
11/01	Cal State Fullerton	W	16-7	19,178
11/08	at Long Beach State	L	0-10	13,210
11/15	UTEP	W	21-9	18,664
11/22	Pacific (S)	W	17-10	21,208
11/29	(#15) San José State	W	30-20	21,697
12/04	Tennessee	L	6-28	40,585

## 1976 (3-8, Independent)

Coach: Larry Price

Date	School	Result	Score	Attendance
09/11	at San José State	L	7-48	19,500
09/18	Texas A&I	L	21-56	22,708
09/25	at Pacific	L	12-21	8,625
10/02	Grambling	L	23-34	20,891
10/16	Portland State (HC)	W	20-17	18,860
10/30	Cal State Fullerton	W	27-7	17,207
11/06	Kent	L	6-27	17,447
11/13	Montana State (S)	L	7-28	20,515
11/20	UTEP	W	28-12	14,169
11/27	Oregon State	L	0-59	16,594
12/04	(#19) Nebraska	L	3-68	33,737



### DICK TOMEY

Years: 1977-86 (10) Record: 63-46-3

Note: Circle of Honor inductee who guided UH into WAC.

## 1977 (5-6, Independent)

Coach: Dick Tomey

Date	School	Result	Score	Attendance
09/10	New Mexico	L	26-35	26,532
09/17	Colorado State	L	16-20	26,193
09/24	Idaho	W	45-26	25,463
10/01	SW Louisiana	W	20-6	31,762
10/08	at Pacific	L	7-37	10,364
10/15	Southern Mississippi	L	26-28	26,474
10/22	Portland State (HC)	W	21-12	29,949
11/05	at San José State	L	14-24	8,145
11/19	Bowling Green State	W	41-21	28,034
11/26	South Carolina	W	24-7	30,146
12/03	Arizona	L	10-17	30,994

## 1978 (6-5, Independent)

Coach: Dick Tomey

Date	School	Result	Score	Attendance
09/09	New Mexico	W	22-16	40,701
09/16	at (#12) Nebraska	L	10-56	75,615
09/30	Cal State Fullerton	W	42-33	36,618
10/07	San José State	W	25-11	36,049
10/14	at UNLV	L	20-30	17,010
10/28	Pacific (HC)	L	17-27	36,867
11/04	UTEP	W	35-13	27,240
11/11	New Mexico State	W	35-20	25,193
11/18	Wyoming (S)	W	27-22	40,182
11/25	Brigham Young	L	13-31	35,678
12/02	(#3) USC	L	5-21	48,767

## 1979 (6-5/3-4 WAC, T4th)

Coach: Dick Tomey

Date	School	Result	Score	Attendance
09/08	Utah*	L	23-27	41,511
09/22	New Mexico*	W	20-3	40,079
09/29	UNLV*	L	31-48	44,143
10/05	at (#20) Brigham Young*	L	15-38	34,741
10/13	Santa Clara	W	52-3	35,455
10/20	Prairie View	W	65-0	28,839
10/27	at UTEP*	W	27-12	26,003
11/03	Temple (HC)	L	31-34	33,742
11/17	Wyoming* (S)	L	13-21	36,743
11/24	Colorado State*	W	24-10	31,812
12/01	Arizona State	W	29-17	42,040

# ALL-TIME RESULTS

## 1980 (8-3/4-3 WAC, 3rd)

Coach: Dick Tomey

Date	School	Result	Score	Attendance
09/13	Ablene Christian	W	41-0	46,649
09/20	Pacific	W	25-14	43,900
09/27	at Wyoming*	L	20-45	20,883
10/04	UTEP*	L	14-34	40,421
10/11	West Virginia (HC)	W	16-13	41,889
10/18	at New Mexico*	W	31-14	15,813
10/25	Brigham Young*	L	7-34	49,139
11/01	Cal State Fullerton	W	31-21	38,166
11/08	San Diego State*	W	31-6	36,485
11/15	at UNLV*	W	24-19	27,239
11/29	Air Force*	W	20-12	46,203

## 1981 (9-2/6-1 WAC, 2nd)

Coach: Dick Tomey

Date	School	Result	Score	Attendance
09/19	Cal State Fullerton	W	38-12	45,061
09/26	Idaho	W	21-6	43,719
10/10	at Wyoming*	W	14-9	19,931
10/17	New Mexico*	W	23-13	46,692
10/24	at San Diego State*	W	28-10	33,167
10/31	UNLV* (HC)	W	57-21	46,153
11/07	at UTEP*	W	35-7	9,600
11/14	(#17) Brigham Young*	L	3-13	45,355
11/21	Pacific	L	17-23	36,368
11/28	Colorado State*	W	59-6	32,955
12/05	South Carolina	W	33-10	43,958

## 1982 (6-5/4-4 WAC, 5th)

Coach: Dick Tomey

Date	School	Result	Score	Attendance
09/11	Montana	W	40-0	43,317
09/18	at Colorado State*	W	23-13	24,290
09/25	UTEP*	W	17-10	42,924
10/02	Wyoming*	L	10-28	43,493
10/09	Utah*	W	10-7	43,381
10/16	at Brigham Young*	L	25-39	65,178
10/30	Cal State Fullerton	W	9-3	34,133
11/06	San Diego State* (HC)	L	28-31	42,050
11/20	at New Mexico*	L	17-41	23,028
11/27	Air Force*	W	45-21	40,019
12/04	(#3) Nebraska	L	16-37	46,866

## 1983 (5-5-1/3-3-1 WAC, 5th)

Coach: Dick Tomey

Date	School	Result	Score	Attendance
09/10	Colorado State*	W	34-0	43,266
09/17	Long Beach State	L	21-23	46,350
09/24	at Utah*	L	25-28	30,258
10/01	San Diego State*	T	27-27	34,153
10/15	at UNLV	W	23-0	16,520
10/22	New Mexico* (HC)	W	25-16	47,799
10/29	UTEP*	W	25-24	40,785
11/05	at Air Force*	L	10-45	26,501
11/19	Pacific	W	31-21	38,290
11/26	Wyoming*	L	13-31	43,352
12/03	Oklahoma	L	17-21	45,143

## 1984 (7-4/5-2 WAC, 2nd)

Coach: Dick Tomey

Date	School	Result	Score	Attendance
09/08	Cal State Fullerton	L	13-21	45,066
09/15	at Colorado State*	L	3-10	25,754
09/22	(#4) Brigham Young*	L	13-18	50,000
09/29	UNLV	W	16-12	41,904
10/06	Fresno State	W	27-15	41,999
10/13	at UTEP*	W	24-20	21,121

10/20	Utah*	W	20-17	43,804
10/27	San Diego State*	W	16-10	44,017
11/03	Wyoming* (HC)	W	31-28	48,804
11/24	New Mexico*	W	48-13	46,290
12/01	Iowa	L	6-17	50,000

## 1985 (4-6-2/4-3-1 WAC, 4th)

Coach: Dick Tomey

Date	School	Result	Score	Attendance
08/31	Kansas	L	27-33	46,626
09/14	Utah*	L	27-29	46,591
09/21	Long Beach State	L	30-33	43,076
10/05	at Fresno State	T	24-24	29,676
10/12	at Wyoming*	W	26-18	14,433
10/19	Pacific	L	15-24	41,500
10/26	at New Mexico*	W	27-17	19,111
11/02	Colorado State* (HC)	W	34-14	43,451
11/09	at UTEP*	W	23-7	12,910
11/23	(#10) Air Force*	L	20-27	50,000
11/30	San Diego State*	T	10-10	40,316
12/07	(#9) Brigham Young*	L	6-26	47,482

## 1986 (7-5/4-4 WAC, 4th)

Coach: Dick Tomey

Date	School	Result	Score	Attendance
08/30	at Air Force*	L	17-24	46,242
09/06	Wisconsin	W	20-17	45,403
09/20	UTEP*	W	31-21	46,427
10/04	New Mexico*	W	27-10	46,119
10/18	at Colorado State*	L	7-31	28,310
10/25	Cal State Fullerton	W	26-15	40,423
11/01	at Utah*	W	33-13	26,274
11/08	Brigham Young* (HC)	L	3-10	50,000
11/15	Fresno State	W	24-13	40,487
11/22	at San Diego State*	L	5-35	23,838
11/29	Wyoming*	W	35-19	40,383
12/06	(#4) Michigan	L	10-27	50,000



### BOB WAGNER

Years: 1987-95 (9) Record: 58-49-3

Note: Coached first WAC championship team, first mainland bowl game.

## 1987 (5-7/3-5 WAC, T6th)

Coach: Bob Wagner

Date	School	Result	Score	Attendance
09/05	Cal State Fullerton	W	44-0	45,408
09/12	at Wisconsin	L	7-28	53,509
09/26	at UTEP*	L	13-37	46,921
10/03	Yale	W	62-10	43,238
10/10	at New Mexico*	W	41-31	15,565
10/17	Utah*	W	25-14	41,133
10/24	Brigham Young*	L	14-16	50,000
10/31	San Diego State* (HC)	L	21-29	41,437
11/07	Colorado State*	W	39-38	38,578
11/21	Air Force*	L	31-34	43,340
11/28	Wyoming*	L	20-24	39,690
12/05	Arkansas	L	20-38	42,712

## 1988 (9-3/5-3 WAC, T3rd)

Coach: Bob Wagner

Date	School	Result	Score	Attendance
09/03	(#9) Iowa	W	27-24	46,721
09/10	at Colorado State*	W	31-23	21,741
09/17	San José State	W	36-27	45,683
09/24	at Utah*	W	48-20	32,892
10/08	UTEP*	L	25-42	50,000
10/15	at San Diego State*	W	32-30	27,142
10/22	Brigham Young*	L	23-24	50,089

# ALL-TIME RESULTS

10/29	Long Beach State	W	34-31	37,498
11/05	New Mexico* (HC)	W	45-3	39,953
11/19	(#16) Wyoming*	L	22-28	43,177
11/26	Air Force*	W	19-14	43,942
12/03	Oregon	W	41-17	44,801

## 1989 (9-3-1/5-2-1 WAC, 3rd)

Coach: Bob Wagner

Date	School	Result	Score	Attendance
09/02	Tulane	W	31-26	47,489
09/09	Long Beach State	W	63-10	42,317
09/16	at Wyoming*	L	15-20	20,102
09/23	Utah*	W	67-20	42,417
09/30	New Mexico*	W	60-14	41,706
10/07	San Diego State*	W	31-24	42,958
10/21	at Colorado State*	L	16-31	29,774
10/28	(#18) Brigham Young*	W	56-14	50,000
11/04	UTEP* (HC)	W	26-7	44,752
11/11	Pacific	W	34-26	39,167
11/25	Oregon State	W	23-21	45,763
12/09	Air Force*	T	35-35	48,799
12/25	(#22) Michigan State (AB)	L	13-33	50,000

## 1990 (7-5/4-4 WAC, 5th)

Coach: Bob Wagner

Date	School	Result	Score	Attendance
09/01	(#13) Texas A&M	L	13-28	45,700
09/08	at Air Force*	L	3-27	40,213
09/22	at Utah*	W	19-7	29,140
10/06	Maine	W	44-3	41,264
10/13	at UTEP*	L	10-12	16,121
10/20	Cal State Fullerton	W	45-21	37,712
10/27	Pacific (HC)	W	35-24	39,941
11/03	New Mexico*	W	43-16	38,626
11/10	at San Diego State*	L	38-44	20,450
11/17	Wyoming*	W	38-17	39,103
11/24	Colorado State*	L	27-30	39,000
12/01	(#4) Brigham Young*	W	59-28	49,695

## 1991 (4-7-1/3-5 WAC, 5th)

Coach: Bob Wagner

Date	School	Result	Score	Attendance
08/31	at Wyoming*	W	32-17	22,508
09/07	at (#15) Iowa	L	10-53	70,044
09/14	New Mexico*	W	35-13	43,300
09/21	Pacific	W	30-21	39,928
09/28	at Colorado State*	L	16-28	30,476
10/05	San Diego State* (HC)	L	21-47	44,023
10/19	at Brigham Young*	L	18-35	65,866
11/02	Utah*	W	52-26	42,781
11/09	UTEP*	L	24-41	40,356
11/16	at San José State	T	35-35	20,289
11/23	Air Force*	L	20-24	43,760
11/30	(#18) Notre Dame	L	42-48	50,000

## 1992 (11-2/6-2 WAC, T1st)

Coach: Bob Wagner

Date	School	Result	Score	Attendance
09/05	at Oregon	W	24-21	32,560
09/12	at Air Force*	W	6-3	39,269
09/26	Brigham Young*	W	36-32	50,000
10/10	at Utah*	L	17-38	30,506
10/17	Fresno State*	W	47-45	44,175
10/24	UNLV (HC)	W	55-25	43,665
10/31	at UTEP*	W	41-21	20,734
11/07	Colorado State*	W	24-13	43,458
11/14	at San Diego State*	L	28-52	50,151
11/21	Wyoming*	W	42-18	43,151
11/28	Tulsa	W	38-9	40,292
12/05	Pittsburgh	W	36-23	46,281
12/30	vs. Illinois (HOB)	W	27-17	44,457

## 1993 (6-6/3-5 WAC, 8th)

Coach: Bob Wagner

Date	School	Result	Score	Attendance
09/04	Middle Tennessee State	W	35-14	41,753
09/11	at Brigham Young*	L	38-41	65,771
09/18	Kent	W	49-17	38,931
09/25	UTEP*	W	52-0	40,388
10/02	at New Mexico*	L	14-41	28,873
10/09	San Diego State*	L	14-45	49,276
10/23	at Wyoming*	L	10-48	25,208
11/06	Utah* (HC)	W	41-30	39,279
11/13	at Fresno State*	L	21-45	39,808
11/20	Air Force*	W	45-17	38,991
11/27	California	L	18-42	41,260
12/04	Tulane	W	56-17	36,576

## 1994 (3-8-1/0-8 WAC, 10th)

Coach: Bob Wagner

Date	School	Result	Score	Attendance
09/03	Brigham Young*	L	12-13	48,352
09/10	Oregon	W	36-16	40,492
09/17	at California	W	21-7	41,000
09/24	Fresno State*	L	16-31	41,405
10/01	at UTEP*	L	28-34	21,238
10/08	New Mexico*	L	21-38	37,061
10/15	at Utah*	L	3-14	30,210
10/29	at San Diego State*	L	23-38	34,096
11/12	Southeast Missouri	W	34-0	33,675
11/19	Wyoming* (HC)	L	10-13	35,654
11/26	Missouri	T	32-32	33,979
12/03	Air Force*	L	24-37	36,371

## 1995 (4-8/2-6 WAC, 9th)

Coach: Bob Wagner

Date	School	Result	Score	Attendance
09/02	Texas	L	17-38	43,243
09/16	at Wyoming*	L	6-52	21,631
09/23	UTEP*	W	42-21	38,688
09/30	at UNLV	W	58-30	15,764
10/14	at New Mexico*	L	10-24	25,201
10/21	Central Florida	W	45-14	31,463
10/28	at Brigham Young*	L	7-45	64,680
11/04	Fresno State*	W	42-37	31,228
11/11	at Colorado State*	L	0-22	25,235
11/18	San Diego State* (HC)	L	10-49	33,351
11/25	Air Force*	L	28-45	32,459
12/02	Oklahoma State	L	20-24	32,001



### FRED VONAPPEN

Years: 1996-98 (3) Record: 5-31

Notes: Single-season record 12 losses in 1998.

## 1996 (2-10/1-7 WAC, 7th)

Coach: Fred vonAppen

Date	School	Result	Score	Attendance
08/31	Boston College	L	21-24	37,402
09/07	Ohio	L	10-21	32,069
09/14	at Wyoming*	L	0-66	15,182
09/21	Boise State	W	20-14	35,497
09/28	at Fresno State*	L	0-20	36,428
10/05	Colorado State*	L	16-28	32,010
10/11	at San Diego State*	L	8-56	27,098
10/19	UNLV*	W	38-28	29,536
10/26	at Air Force*	L	7-34	36,454
11/09	San José State* (HC)	L	17-38	30,300
11/16	Brigham Young*	L	14-45	32,445
11/30	Wisconsin	L	10-59	34,727

# ALL-TIME RESULTS

## 1997 (3-9/1-7 WAC, 8th)

Coach: Fred vonAppen

Date	School	Result	Score	Attendance
08/30	Minnesota	W	17-3	35,248
09/06	CS Northridge	W	34-21	33,138
09/13	Wyoming*	L	6-35	42,369
09/20	at UNLV*	L	15-25	27,117
10/04	at Colorado State*	L	0-63	30,047
10/11	Fresno State*	W	28-16	28,206
10/18	at Brigham Young*	L	3-17	64,558
10/25	San Diego State*	L	3-10	29,342
11/01	Air Force*	L	27-34	29,850
11/15	at San José State*	L	14-38	9,437
11/22	Northeast Louisiana (HC)	L	20-23 ot	27,862
11/29	Notre Dame	L	22-23	41,509

## 1998 (0-12/0-8 WAC, 8th)

Coach: Fred vonAppen

Date	School	Result	Score	Attendance
09/03	(#24) Arizona	L	6-27	38,745
09/19	at Utah*	L	21-30	37,699
09/26	Arkansas State	L	0-20	28,159
10/03	SMU*	L	0-28	25,912
10/09	at San Diego State*	L	13-35	20,320
10/17	Brigham Young*	L	9-31	29,944
10/24	New Mexico*	L	20-30	25,234
10/31	at UTEP*	L	13-30	15,207
11/07	San José State* (HC)	L	17-45	26,716
11/14	at Fresno State*	L	12-51	33,505
11/21	Northwestern	L	21-47	25,918
11/28	(#15) Michigan	L	17-48	34,193



### JUNE JONES

Years: 1999-2007 (9) Record: 76-41

Note: Six bowl game appearances, including Sugar Bowl in 2007.

## 1999 (9-4/5-2 WAC, T1st)

Coach: June Jones

Date	School	Result	Score	Attendance
09/04	(#21) USC	L	7-62	50,000
09/11	Eastern Illinois	W	31-27	28,762
09/18	Boise State	W	34-19	31,751
09/25	at SMU*	W	20-0	15,131
10/02	UTEP* (HC)	W	33-3	39,021
10/09	Rice*	L	19-38	37,975
10/23	at Tulsa*	W	35-21	15,756
10/29	TCU*	L	14-34	36,026
11/06	at San José State*	W	62-41	15,367
11/13	Fresno State*	W	31-24 2ot	37,283
11/20	Navy	W	48-41	41,895
11/27	Washington State	L	14-22	45,382
12/25	Oregon State (OB)	W	23-17	40,974

## 2000 (3-9/2-6 WAC, T6th)

Coach: June Jones

Date	School	Result	Score	Attendance
09/09	Portland State	L	20-45	50,000
09/23	at UTEP*	L	7-39	36,637
09/30	Tulsa*	L	14-24	36,430
10/07	at (#14) TCU*	L	21-41	31,896
10/14	SMU* (HC)	W	30-15	36,635
10/21	at Rice*	L	13-38	22,521
10/28	San José State*	L	48-57	33,855
11/04	at Fresno State*	L	27-45	42,160
11/11	Nevada*	W	37-17	33,731
11/18	Louisiana Tech	W	27-10	31,963
11/25	Wisconsin	L	18-34	41,313
12/02	UNLV	L	32-34	34,792

## 2001 (9-3/5-3 WAC, T4th)

Coach: June Jones

Date	School	Result	Score	Attendance
09/08	vs. Montana#	W	30-12	12,863
09/22	at Nevada*	L	20-28	15,876
09/29	Rice*	L	24-27	35,443
10/06	at SMU*	W	38-31 ot	12,082
10/13	UTEP*	W	66-7	34,128
10/20	at Tulsa*	W	36-15	17,629
10/26	(#18) Fresno State*	W	38-34	37,900
11/03	San José State*	W	34-10	36,566
11/10	Boise State* (HC)	L	21-28	45,012
11/17	Miami-Ohio	W	52-51	33,148
11/24	Air Force	W	52-30	41,148
12/08	(#9) Brigham Young	W	72-45	50,000

## 2002 (10-4/7-1 WAC, 2nd)

Coach: June Jones

Date	School	Result	Score	Attendance
08/31	Eastern Illinois	W	61-36	39,958
09/06	at Brigham Young	L	32-35	63,085
09/21	at UTEP*	W	31-6	35,170
09/29	SMU*	W	42-10	36,096
10/05	at Boise State*	L	31-58	25,857
10/12	Nevada*(HC)	W	59-34	39,616
10/19	Tulsa*	W	37-14	34,098
10/25	at Fresno State*	W	31-21	37,615
11/02	San José State*	W	40-31	36,784
11/16	at Rice*	W	33-28	19,714
11/23	Cincinnati	W	20-19	36,851
11/30	(#14) Alabama	L	16-21	50,000
12/07	San Diego State	W	41-40	36,671
12/25	Tulane (HB)	L	28-36	35,513

## 2003 (9-5/5-3 WAC, T4th)

Coach: June Jones

Date	School	Result	Score	Attendance
08/30	Appalachian State	W	40-17	42,996
09/13	at (#4) USC	L	32-61	73,654
09/19	at UNLV	L	22-33	34,287
09/27	Rice*	W	41-21	40,040
10/04	at Tulsa*	L	16-27	17,342
10/11	Fresno State*	W	55-28	41,153
10/18	at Louisiana Tech*	W	44-41	19,128
10/25	UTEP* (HC)	W	31-15	40,136
11/01	at San José State*	W	13-10	13,523
11/15	at Nevada*	L	14-24	15,268
11/22	Army	W	59-28	41,668
11/29	Alabama	W	37-29	43,477
12/06	(#18) Boise State*	L	28-45	39,685
12/25	Houston (HB)	W	54-48 3ot	29,005

## 2004 (8-5/4-4 WAC, T5th)

Coach: June Jones

Date	School	Result	Score	Attendance
09/04	Florida Atlantic	L	28-35 ot	35,624
09/18	at Rice*	L	29-41	8,109
10/02	Tulsa*	W	44-16	44,429
10/09	Nevada*	W	48-26	35,078
10/16	at UTEP*	L	20-51	44,381
10/23	San José State* (HC)	W	46-28	36,264
10/29	at (#18) Boise State*	L	3-69	29,591
11/06	Louisiana Tech*	W	34-23	32,987
11/12	at Fresno State*	L	14-70	38,956
11/20	Idaho	W	52-21	30,864
11/27	Northwestern	W	49-41	33,846
12/04	Michigan State	W	41-38	41,654
12/24	UAB (HB)	W	59-40	38,754

# ALL-TIME RESULTS

## 2005 (5-7/4-4 WAC, 5th)

**Coach:** June Jones

Date	School	Result	Score	Attendance
09/03	(#1) USC	L	17-63	50,000
09/10	at Michigan State	L	14-42	74,043
09/24	at Idaho*	W	24-0	15,635
10/01	Boise State*	L	41-44	31,695
10/08	at Louisiana Tech*	L	14-46	16,242
10/15	New Mexico State* (HC)	W	49-28	29,002
10/22	at San José State*	W	45-38	18,129
10/29	Fresno State*	L	13-27	28,196
11/05	at Nevada*	L	28-38	11,723
11/12	Utah State*	W	50-23	27,892
11/25	Wisconsin	L	24-41	34,031
12/03	San Diego State	W	49-38	28,326

## 2006 (11-3/7-1 WAC, 2nd)

**Coach:** June Jones

Date	School	Result	Score	Attendance
09/02	at Alabama	L	17-25	92,138
09/16	UNLV	W	42-13	32,008
09/23	at (#25) Boise State*	L	34-41	30,652
09/30	Eastern Illinois	W	44-9	29,358
10/07	Nevada*	W	41-34	33,761
10/14	at Fresno State*	W	68-37	39,122
10/21	at New Mexico State*	W	49-30	17,318
10/28	Idaho* (HC)	W	68-10	34,051
11/04	at Utah State*	W	63-10	10,291
11/11	Louisiana Tech*	W	61-17	32,083
11/18	San José State*	W	54-17	33,622
11/25	Purdue	W	42-35	47,825
12/02	Oregon State	L	32-35	50,000
12/24	Arizona State (HB)	W	41-24	43,435

## 2007 (12-1/8-0 WAC, 1st)

**Coach:** June Jones

Date	School	Result	Score	Attendance
09/01	Northern Colorado	W	63-6	40,252
09/08	at Louisiana Tech*	W	45-44 ot	22,135
09/15	at UNLV	W	49-14	38,125
09/22	Charleston Southern	W	66-10	37,723
09/29	at Idaho*	W	48-20	13,807
10/06	Utah State*	W	52-37	36,360
10/12	at San José State*	W	42-35 ot	20,473
10/27	New Mexico State* (HC)	W	50-13	41,218
11/10	Fresno State*	W	37-30	49,047
11/16	at Nevada*	W	28-26	22,437
11/23	(#17) Boise State*	W	39-27	50,000
12/01	Washington	W	35-28	50,000
01/01	vs. (#4) Georgia (SB)	L	10-41	74,383



### GREG MCMACKIN

**Years:** 2008-11 (4) **Record:** 29-25

**Note:** 2nd-highest win total for first-year head coach (7).

## 2008 (7-7/5-3 WAC, T2nd)

**Coach:** Greg McMackin

Date	School	Result	Score	Attendance
08/30	at (#5) Florida	L	10-56	90,575
09/06	Weber State	W	36-17	39,446
09/13	at Oregon State	L	7-45	45,059
09/27	San José State*	L	17-20	40,571
10/04	at (#22) Fresno State*	W	32-29 ot	40,572
10/11	Louisiana Tech* (HC)	W	24-14	40,246
10/17	at (#15) Boise State*	L	7-27	32,342
10/25	Nevada*	W	38-31	40,225
11/01	at Utah State*	L	14-30	12,112

11/08	at New Mexico State*	W	42-30	10,861
11/22	Idaho*	W	49-17	39,014
11/29	Washington State	W	24-10	42,312
12/06	(#13) Cincinnati	L	24-29	40,549
12/24	Notre Dame (HB)	L	21-49	45,718

## 2009 (6-7/3-5 WAC, T5th)

**Coach:** Greg McMackin

Date	School	Result	Score	Attendance
09/04	Central Arkansas	W	25-20	35,751
09/12	at Washington State^	W	38-20	42,912
09/19	at UNLV	L	33-34	29,717
09/30	at Louisiana Tech*	L	6-27	21,263
10/10	Fresno State*	L	17-42	38,556
10/17	at Idaho*	L	23-35	12,763
10/24	(#6) Boise State*	L	9-54	37,928
10/31	at Nevada*	L	21-31	14,735
11/07	Utah State* (HC)	W	49-36	31,499
11/14	New Mexico State*	W	24-6	32,628
11/21	at San José State*	W	17-10 ot	18,327
11/28	Navy	W	24-17	40,643
12/05	Wisconsin	L	10-51	40,069

## 2010 (10-4/7-1 WAC, T1st)

**Coach:** Greg McMackin

Date	School	Result	Score	Attendance
09/02	(#14) USC	L	36-49	44,204
09/11	at Army	W	31-28	30,042
09/18	at Colorado	L	13-31	47,840
09/25	Charleston Southern	W	66-7	30,300
10/02	Louisiana Tech*	W	41-21	29,469
10/09	at Fresno State*	W	49-27	38,494
10/16	(#19) Nevada*	W	27-21	42,031
10/23	at Utah State*	W	45-7	17,111
10/30	Idaho* (HC)	W	45-10	37,466
11/06	at (#2) Boise State*	L	7-42	34,060
11/20	San José State*	W	41-7	33,523
11/27	at New Mexico State*	W	59-24	11,841
12/04	UNLV	W	59-21	37,820
12/24	Tulsa (HB)	L	35-62	43,673

## 2011 (6-7, 3-4 WAC, T4th)

**Coach:** Greg McMackin

Date	School	Result	Score	Attendance
09/03	Colorado	W	34-17	37,001
09/10	at Washington	L	32-40	63,252
09/17	at UNLV	L	20-40	21,248
09/24	UC Davis	W	56-14	30,756
10/01	at Louisiana Tech*	W	44-26	25,212
10/14	at San José State*	L	27-28	24,643
10/22	New Mexico State* (HC)	W	45-34	33,671
10/29	at Idaho*	W	16-14	10,461
11/05	Utah State*	L	31-35	30,301
11/12	at Nevada*	L	28-42	16,527
11/19	Fresno State*	L	21-24	28,907
11/26	Tulane	W	35-23	27,411
12/03	Brigham Young	L	20-41	34,446



# ALL-TIME RESULTS



## NORM CHOW

**Year:** 2012-15 (4) **Record:** 10-36

**Note:** 1st Asian-American coach of major FBS program.

### 2012 (3-9, 1-7 MW, T9th)

**Coach:** Norm Chow

Date	School	Result	Score	Attendance
09/01	at (#1) USC	L	10-49	93,706
09/15	Lamar	W	54-2	31,442
09/22	Nevada*	L	24-69	31,417
09/28	at Brigham Young	L	0-47	62,022
10/06	at San Diego State*	L	14-52	50,586
10/13	New Mexico* (HC)	L	23-35	31,632
10/27	at Colorado State*	L	27-42	16,573
11/03	at Fresno State*	L	10-45	30,755
11/10	Boise State*	L	14-49	29,471
11/16	at Air Force*	L	7-21	25,313
11/24	UNLV*	W	48-10	28,359
12/01	South Alabama	W	23-7	27,865

### 2013 (1-11, 0-8 MW, 6th - West)

**Coach:** Norm Chow

Date	School	Result	Score	Attendance
08/29	(#24) USC	L	13-30	39,058
09/07	at Oregon State	L	14-33	38,179
09/21	at Nevada*	L	9-31	23,240
09/28	(#25) Fresno State*	L	37-42	28,755
10/05	San José State*	L	27-37	27,146
10/12	at UNLV*	L	37-39	22,755
10/26	Colorado State* (HC)	L	28-35	29,752
11/02	at Utah State*	L	10-47	21,428
11/09	at Navy	L	28-42	33,327
11/16	San Diego State*	L	21-28 ot	28,530
11/23	at Wyoming*	L	56-59 ot	12,227
11/30	Army	W	49-42	32,690

### 2014 (4-9, 3-5 MW, 4th - West)

**Coach:** Norm Chow

Date	School	Result	Score	Attendance
08/30	(#25) Washington	L	16-17	36,411
09/06	Oregon State	L	30-38	29,050
09/13	Northern Iowa	W	27-24	24,999
09/20	at Colorado	L	12-21	39,478
10/04	at Rice	L	14-28	17,465
10/11	Wyoming*	W	38-28	24,273
10/18	at San Diego State*	L	10-20	35,686
10/25	Nevada*(HC)	L	18-26	27,061
11/01	Utah State*	L	14-35	24,761
11/08	at Colorado State*	L	22-49	25,236
11/15	at San José State*	W	13-0	17,962
11/22	UNLV*	W	37-35	25,604
11/29	at Fresno State*	L	21-28	32,580

### 2015 (3-10, 0-8 MW, 6th - West)

**Coaches:** Norm Chow (9 gms) & Chris Naeole (4 gms)

Date	School	Result	Score	Attendance
09/03	Colorado	W	28-20	24,255
09/12	at (#1) Ohio State	L	0-38	107,145
09/19	UC Davis	W	47-27	25,714
09/26	at (#22) Wisconsin	L	0-28	80,829
10/03	at Boise State*	L	0-55	35,907
10/10	San Diego State*(HC)	L	14-28	28,543
10/17	at New Mexico*	L	27-28	20,541
10/24	at Nevada*	L	20-30	19,992
10/31	Air Force*	L	7-58	22,430
11/07	at UNLV*	L	21-41	20,006
11/14	Fresno State*	L	14-42	21,485
11/21	San José State*	L	23-42	20,320
11/28	Louisiana-Monroe	W	28-26	21,284



## NICK ROLOVICH

**Year:** 2016-19 (4) **Record:** 28-27

**Note:** Three bowl games in four seasons and UH's first Mountain West divisional title

### 2016 (7-7, 4-4 MW, 2nd - West)

**Coach:** Nick Rolovich

Date	School	Result	Score	Attendance
08/27	vs. California\$	L	31-51	61,247
09/03	at (#7) Michigan	L	3-63	110,222
09/10	UT Martin	W	41-36	22,900
09/17	at Arizona	L	28-47	50,116
10/01	Nevada*	W	38-17	23,503
10/08	at San José State*	W	34-17	16,837
10/15	UNLV*(HC)	L	38-41	31,287
10/22	at Air Force*	W	34-27 ot	29,132
10/29	New Mexico*	L	21-28	23,964
11/05	at San Diego State*	L	0-55	41,644
11/12	(#24) Boise State*	L	16-52	22,731
11/19	at Fresno State*	W	14-13	26,951
11/26	Massachusetts	W	46-40	22,739
12/24	Middle Tennessee (HB)	W	52-35	23,175

### 2017 (3-9, 1-7 MW, T5th - West)

**Coach:** Nick Rolovich

Date	School	Result	Score	Attendance
08/26	at Massachusetts	W	38-35	12,145
09/02	Western Carolina	W	41-18	25,472
09/09	at UCLA	L	23-56	50,444
09/23	at Wyoming*	L	21-28 ot	17,796
09/30	Colorado State*	L	21-51	25,687
10/07	at Nevada*	L	21-35	16,566
10/14	San José State*(HC)	W	37-26	25,019
10/28	San Diego State*	L	7-28	23,018
11/04	at UNLV*	L	23-31	16,278
11/11	Fresno State*	L	21-31	21,357
11/18	at Utah State*	L	0-38	17,650
11/25	Brigham Young	L	20-30	24,910

### 2018 (8-6, 5-3 MW, 2nd - West)

**Coach:** Nick Rolovich

Date	School	Result	Score	Attendance
08/25	at Colorado State*	W	43-34	31,007
09/01	Navy	W	59-41	29,702
09/08	Rice	W	43-29	23,112
09/15	at Army West Point	L	21-28	31,133
09/22	Duquesne (HC)	W	42-21	26,175
09/29	at San José State*	W	44-41 5ot	16,363
10/06	Wyoming*	W	17-13	23,907
10/13	at Brigham Young	L	23-49	52,354
10/20	Nevada*	L	22-40	24,475
10/27	at Fresno State*	L	20-50	33,659
11/03	(#18) Utah State*	L	17-56	21,476
11/17	UNLV*	W	35-28	25,697
11/24	at San Diego State*	W	31-30 ot	28,014
12/22	Louisiana Tech (HB)	L	14-31	30,911

# ALL-TIME RESULTS

## 2019 (10-5, 5-3 MW, T1st - West)

**Coach:** Nick Rolovich

Date	School	Result	Score	Attendance
08/24	Arizona	W	45-38	22,396
09/07	Oregon State	W	31-28	26,807
09/14	at (#23) Washington	L	20-52	67,589
09/21	Central Arkansas (HC)	W	35-16	23,465
09/28	at Nevada*	W	54-3	15,137
10/12	(#14) at Boise State*	L	37-59	36,902
10/19	Air Force*	L	26-56	23,757
10/26	at New Mexico*	W	45-31	12,617
11/02	Fresno State	L	38-41	22,058
11/09	San José State*	W	42-40	19,858
11/16	at UNLV*	W	21-7	21,317
11/23	San Diego State*	W	14-11	24,911
11/30	Army	W	52-31	26,256
12/07	at (#19) Boise State (MWC)	L	10-31	23,561
12/24	Brigham Young (HB)	W	38-34	21,582

## TODD GRAHAM

**Year:** 2020-21 (2) **Record:** 11-11

**Note:** First coach to lead UH to bowl berths in each of his first two seasons.

## 2020 (5-4, 4-4 MW, 5th)

**Coach:** Todd Graham

Date	School	Result	Score	Attendance
10/24	at Fresno State*	W	34-19	0
10/30	at Wyoming*	L	7-31	6,232
11/07	New Mexico*	W	39-33	0
11/14	at San Diego State*	L	10-34	0
11/21	Boise State*	L	32-40	0
11/28	Nevada*	W	24-21	0
12/05	San José State*	L	24-35	0
12/12	UNLV*	W	38-21	0
12/24	vs. Houston (NMB)	W	28-14	2,060

## 2021 (6-7, 3-5 MW, T4th - West)

**Coach:** Todd Graham

Date	School	Result	Score	Attendance
08/28	at UCLA	L	10-44	32,982
09/04	Portland State	W	49-35	0
09/11	at Oregon State	L	27-45	27,701
09/18	San José State*	L	13-17	0
09/25	at New Mexico State	W	41-21	13,932
10/02	(#18) Fresno State*	W	27-24	0
10/16	at Nevada*	L	17-34	22,098
10/23	New Mexico State	W	48-34	1,000
10/30	at Utah State*	L	31-51	19,219
11/06	San Diego State*	L	10-17	6,239
11/13	at UNLV*	L	13-27	19,623
11/20	Colorado State*	W	50-45	6,575
11/27	at Wyoming*	W	38-14	14,213

\* denotes conference game (WAC 1979-2011; MWC 2012)

NYC - New Year's Classic

PB - Poi Bowl (known as Pineapple Bowl since 1946)

HC - Homecoming

S - Shrine Game

AB - Aloha Bowl (Honolulu)

HOB - Holiday Bowl (San Diego, Calif.)

OB - Jeep O'ahu Bowl (Honolulu)

HB - Hawai'i Bowl (Honolulu)

SB - Allstate Sugar Bowl (New Orleans, La.)

NMB - New Mexico Bowl (Frisco, Texas)

MWC - Mountain West Championship

# - game played at War Memorial Stadium (Wailuku, Maui)

^ - game played at Qwest Field (Seattle, WA)

\$ - game played at ANZ Stadium (Sydney, Australia)



## TIMMY CHANG

**Year:** 2022 (1) **Record:** 3-10

**Note:** Third former UH quarterback to take the helm during the collegiate era.

## 2022 (3-10, 2-6 MW, 5th - West)

**Coach:** Timmy Chang

Date	School	Result	Score	Attendance
08/27	Vanderbilt	L	10-63	9,346
09/03	Western Kentucky	L	17-49	9,346
09/10	at (#4) Michigan	L	10-56	110,012
09/17	Duquesne	W	24-14	8,991
09/24	at New Mexico State	L	26-45	12,879
10/08	at San Diego State*	L	14-16	33,073
10/15	Nevada*	W	31-16	9,231
10/22	at Colorado State*	L	13-17	22,843
10/29	Wyoming*	L	20-27	9,346
11/05	at Fresno State*	L	13-55	39,005
11/12	Utah State*	L	34-41	8,862
11/19	UNLV*	W	31-25	9,346
11/26	San José State*	L	14-27	15,012

# MEMORABLE GAMES AT ALOHA STADIUM

## ALL-TIME ATTENDANCE & RECORD

Year	Record	Total	Avg.
1975	6-3	254,501	28,278
1976	3-6	210,263	23,363
1977	5-4	255,547	28,394
1978	6-3	327,295	36,366
1979	5-4	334,364	37,152
1980	6-2	342,852	42,857
1981	6-2	340,261	42,533
1982	5-3	336,183	42,023
1983	4-3-1	339,138	42,392
1984	6-3	411,884	45,765
1985	1-6-1	359,042	44,880
1986	6-2	359,242	44,905
1987	4-5	385,556	42,839
1988	6-3	401,864	44,652
1989	9-0-1	445,348	44,535
1990	6-2	331,041	41,380
1991	3-4	304,148	43,450
1992	7-0	311,022	44,432
1993	6-2	326,454	40,807
1994	2-5-1	306,989	38,374
1995	3-4	242,433	34,633
1996	2-6	263,986	32,998
1997	3-5	267,524	33,441
1998	0-8	234,821	29,353
1999	5-4	348,095	38,677
2000	3-5	298,719	37,340
2001	6-2	313,345	39,168
2002	7-1	310,074	38,759
2003	6-1	289,155	41,308
2004	7-1	294,404	36,801
2005	3-4	229,142	32,735
2006	7-1	292,708	36,588
2007	7-0	304,600	43,514
2008	5-3	328,081	41,010
2009	4-3	257,074	36,725
2010	6-2	298,486	37,311
2011	4-3	222,493	31,785
2012	3-3	180,186	30,031
2013	1-5	185,931	30,988
2014	3-4	192,159	27,451
2015	3-4	164,031	23,433
2016	4-3	170,299	24,328
2017	2-4	145,463	24,244
2018	5-3	205,455	25,682
2019	7-2	211,090	23,544
2020	3-2	N/A	N/A
<b>Total</b>		<b>12,628,170</b>	<b>35,572</b>
<b>Record</b>		<b>211-145-4</b>	<b>.592</b>
		<b>46 seasons</b>	



Overlooking the turquoise waters of Pearl Harbor, Aloha Stadium served as home to the University of Hawai'i football team for 46 years. UH made its stadium debut on Sept. 13, 1975, against Texas A&I and played its final game on Dec. 12, 2020, with a 38-21 win over UNLV.

**Dec. 2, 1978** — The stadium's first sold-out crowd witnessed the 1978 season-finale as No. 3-ranked and eventual national champion USC scored two late touchdowns for a 21-5 victory.

**Sept. 22, 1984** — UH's would-be, go-ahead score slipped through Walter Murray's hands in the endzone with 0:40 left, preserving BYU's 18-13 victory and national championship season.

**Sept. 3, 1988** — Heikoti Fakava rushed for three touchdowns and placekicker Jason Elam booted two critical field goals as UH upset 9th-ranked Iowa 27-24 in the 1988 season-opener.

**Oct. 28, 1989** — Before a raucous sold-out crowd of 50,000, UH snapped a 10-game losing streak to rival BYU with a 56-14 blowout victory led by quarterback Garrett Gabriel's 440 yards and four touchdowns.

**Dec. 25, 1989** — UH played in the program's first postseason bowl game in the Jeep Eagle Aloha Bowl in front of a sellout crowd. The Rainbow Warriors lost to Michigan State 33-13.

**Dec. 1, 1990** — On the day BYU quarterback Ty Detmer won the Heisman Trophy, the Rainbows routed the 4th-ranked Cougars for the second straight year with a 59-28 drubbing as Kenny Harper intercepted Detmer three times and Jeff Snyder struck a Heisman pose after his TD.

**Nov. 21, 1992** — UH defeated Wyoming 42-18 to win a share of its first Western Athletic Conference title which earned the Rainbows a spot in their first mainland bowl appearance in the Thrifty Car Rental Holiday Bowl.

**Nov. 13, 1999** — On the heels of a winless 1998 campaign, UH completed a worst-to-first WAC campaign with a 31-24 overtime victory over Fresno State to win a share of the conference title in an NCAA-record turnaround 9-4 season.

**Dec. 8, 2001** — Returner Chad Owens and quarterback Nick Rolovich set NCAA records in a 72-45 rout of rival BYU on national television that capped a nine-win season.

**Nov. 6, 2004** — Quarterback Timmy Chang broke the NCAA-record for career passing yards in UH's 34-23 win over Louisiana Tech.

**Nov. 23, 2007** — The crowd stormed the field after Hawai'i captured its first outright WAC championship with a 39-27 victory over 17th-ranked Boise State.

**Dec. 1, 2007** — Quarterback Colt Brennan rallied the Warriors from a 21-point deficit with a 35-28 win over Washington which capped a perfect 12-0 regular season and earned UH a trip to the Allstate Sugar Bowl.

**Oct. 16, 2010** — UH shut down 19th-ranked Nevada and quarterback Colin Kaepernick with a 27-21 victory, forcing three turnovers including a memorable forced fumble by Corey Paredes at the goal line.

**Nov. 22, 2014** — Ikaika Woolsey found Marcus Kemp with a 20-yard touchdown as time expired, giving UH an improbable 37-35 victory over UNLV on Senior Night.

**Dec. 24, 2019** — Cole McDonald threw five touchdown passes including one to Nick Mardner with 1:17 remaining as UH defeated rival BYU 38-34 in a classic Hawai'i Bowl which capped a 10-win season.



**ALOHA STADIUM**


# ALL-AMERICANS



**Gary Allen**




**Larry Arnold**



**Justin Ayat**



**Davone Bess**



**Colt Brennan**




**Walter Briggs**



**Allen Brown**



**Tim Buchanan**



**Alex Dunnachie**



**Jeff Duva**



**Mike Edwards**



**Jason Elam**



**Solomon Elimimian**



**Blane Gaison**



**Alex Green**



**Ryan Grice-Mullen**



**Scott Haneberg**



**Scott Harding**



**Randy Ingraham**



**Henry Kahuanui**



**Jim Kalili**



**Thomas Kaulukukui**



**Larry Khan-Smith**



**Cliff Laboy**



**Steve Lehor**



**Ashley Lelie**



**Vince Manuwai**



**Dana McLemore**



**Rich Miano**



**Uriah Moenoa**



**Walter Murray**



**Al Noga**



**Falaniko Noga**



**Chad Owens**



**McKinley Reynolds**



**Ed Riewerts**

# ALL-AMERICANS



**Jason Rivers**



**Richard Rupert**



**Greg Salas**



**Jesse Sapolu**



**Hercules Satele**



**Samson Satele**



**Larry Sherrer**



**Mana Silva**



**Nolle Smith**



**Henry Sovio**



**Richard Spelman**



**Levi Stanley**



**Jim Stone**



**Tom Tuinei**



**John Ursua**



**Jeris White**



**John Woodcock**

## ACADEMIC ALL-AMERICANS

*UH has featured eight Academic All-Americans, six of whom have been honored by the College of Sports Information Directors (CoSIDA), the organization that presents the official Academic All-America award. Wide receiver Kealoha Pilares (2010), defensive back Chris Shinnick (1997) and running back Travis Sims (1992) are the school's first-team recipients.*



**Kealoha Pilares**  
1st TM WR (2010)




**Chris Shinnick**  
1st TM DB (1997)



**Travis Sims**  
1st TM RB (1992)



**Jason Elam**  
2nd TM PK (1992)



**William Bell**  
2nd TM DB (1987)



**Rick Wagner**  
2nd TM WR (1977)



**Don Satterlee**  
2nd TM LB (1971)



**Tony Nakazawa**  
2nd TM OL (1970)

# ALL-AMERICANS

A total of 35 former Rainbow Warriors have earned All-America recognition from UH's first All-American Tommy Kaulukukui to Heisman Trophy finalist Colt Brennan. The 35 All-Americans have earned 65 citations. UH's only first team Associated Press All-American is defensive lineman Al Noga in 1986.

- 2014 **Scott Harding** 2nd team, P, FWAA  
2012 **Alex Dunnachie** honorable mention, P, SI.com  
**Mike Edwards** honorable mention, KR, SI.com  
2010 **Greg Salas** 3rd team, WR, AP  
honorable mention, WR, SI.com  
**Alex Green** honorable mention, AP, SI.com  
**Mana Silva** honorable mention, DB, SI.com  
2009 **Greg Salas** honorable mention, WR, SI.com  
2007 **Davone Bess** 3rd team, WR, AP  
2nd team, WR, Walter Camp Foundation  
2nd team, WR, Sporting News  
honorable mention, SI.com  
**Colt Brennan** 3rd team, QB, AP  
2nd team, QB, SI.com  
**Ryan Grice-Mullen** 2nd team, WR, SI.com  
**Jason Rivers** honorable mention, WR, SI.com  
**Hercules Satele** 1st team, OL, FWAA  
honorable mention, OL, SI.com  
2006 **Davone Bess** honorable mention, WR, SI.com  
**Colt Brennan** 2nd team, QB, Walter Camp  
Foundation, 3rd team AP, honorable mention,  
SI.com  
**Samson Satele** 2nd team, C, SI.com  
2004 **Chad Owens** 2nd team, WR & PR, SI.com  
2nd team, all-purpose player, AP  
3rd team, WR & PR, CollegeFootballNews.com  
2002 **Vince Manuwai** 1st team, OG, SI.com  
1st team, CBSSports.com  
2001 **Ashley Lelie** 2nd team, WR, CBSSports.com  
3rd team, WR, AP  
3rd team, WR, The Sporting News  
3rd team, WR, Football News  
1992 **Jason Elam** 1st team PK, Kodak  
1st team, PK, Scripps & Howard  
1991 **Jason Elam** 2nd team PK, Football News  
3rd team, PK, AP  
1989 **Walter Briggs** 2nd team DB, UPI  
**Jason Elam** 2nd team PK, The Sporting News  
1988 **Larry Khan-Smith** 2nd team, RS, AP  
1986 **Al Noga** 1st team, DL, AP  
1985 **Walter Murray** 1st team, WR, Gannett News  
Service 3rd team, WR, AP  
1984 **Rich Miano** honorable mention, DB, AP  
**Richard Spelman** honorable mention, PK, AP  
1983 **Falaniko Noga** National Strength & Conditioning  
Association  
1981 **Gary Allen** honorable mention, TB, AP  
**Falaniko Noga** honorable mention, NG, AP  
**Dana McLemore** honorable mention, CB, AP  
1980 **Gary Allen** honorable mention, TB, AP  
**Blane Gaison** honorable mention, DB, AP  
**Falaniko Noga** honorable mention, NG, AP  
**Ed Riewerts** honorable mention, C, AP  
**Jesse Sapolu** honorable mention, OG, AP  
1979 **Gary Allen** honorable mention, TB, AP  
**Tom Tuinei** honorable mention, DT, AP  
1978 **Gary Allen** honorable mention, TB, AP  
**Jeff Duva** honorable mention, QB, AP  
1974 **Cliff LaBoy** honorable mention, DL, AP  
**John Woodcock**, honorable mention, DL, AP  
1973 **Jeris White** first team, DB, Time Magazine  
and The Sporting News  
1949 **Harry Kahuanui** honorable mention, DE, UPI  
1935 **Tommy Kaulukukui** All-American Board of  
Football



AL NOGA

# ALL-AMERICANS



**JEFF DUVA**

**GARY ALLEN (1978-81)** - Four-time honorable mention A.P. All-American tailback. Set 30 school rushing, total offense and all-purpose yardage records, including most career rushes (647), yards gained rushing (3,451) and 100-yard rushing games (15). Three-time first team all-WAC and three-time honorable mention A.P. all-Coast.

**LARRY ARNOLD (1967-69)** - Honorable mention A.P. Little All-American quarterback in 1968 in which he completed 154-of-278 passes for 1,917 yards and 21 touchdowns. Set 20 passing and total offense school records, including career passing yards (3,425) and touchdowns (33).

**DAVONE BESS (2005-07)** - A.P. third team All-American who finished his three-year career as the school's leader in receptions (293) and second in receiving yards (3,610). Scored a record 41 touchdowns, including an NCAA-best 39 touchdowns with quarterback Colt Brennan.

**COLT BRENNAN (2005-07)** - Finished third in the Heisman Trophy race in 2007. Two-time third-team A.P. All-American quarterback in 2006-07. Set or tied 31 NCAA records during his three-year career, including career touchdown passes (131). Won the Sammy Baugh Trophy in 2006. Two-time WAC Offensive Player of the Year.

**WALTER BRIGGS (1986-89)** - Second team All-American by U.P.I. in 1989 after posting single-season school-record nine interceptions. Also named first team all-WAC.

**ALLEN BROWN (1973)** - Honorable mention A.P. Little All-American wide receiver in 1973. Led the team with 46 receptions for 735 yards and two touchdowns in only nine games played.

**TIM BUCHANAN (1968)** - First team A.P. Little All-American linebacker in 1968. School-record 168 total tackles.

**ALEX DUNNACHIE (2009-12)** - Honorable mention All-American by SI.com. As a senior, set UH single-season record with a 46.16 average, which ranked fourth nationally. Ranked third all-time at UH with a 42.0 career average.

**JEFF DUVA (1977-78)** - A.P. honorable mention All-American quarterback in 1978, in which he completed 113-of-208 passes for 1,463 yards and 14 touchdowns. Set nine UH records including career record for most yards passing per game (134.1).

**MIKE EDWARDS (2011-12)** - All-American honorable mention by SI.com and third team by CBSSports.com after leading the country in kickoff-return yardage (1,215). Also set UH and MW records with three kickoff-return touchdowns. In just two seasons, established new school career kickoff-return yardage record (2,301).



**JASON ELAM**

**JASON ELAM (1988-92)** - First-team All-American place-kicker. Finished his career ranked third in NCAA history with 395 points, including 79-of-100 in field-goal attempts. All-time points leader in UH and WAC history. Converted 91 straight extra points from 1988-91. School-record 56-yard field goal against BYU in 1992.

**BLANE GAISON (1976, '78-80)** - Honorable mention A.P. All-American in 1980 playing both quarterback and defensive back. Second on the team with 85 tackles and two interceptions after playing quarterback during the first three games of the season.

**ALEX GREEN (2009-10)** - Honorable mention All-American by SI.com in 2010 after racking up 1,199 rushing yards and 18 touchdowns. Broke a half-dozen school records, including a 60-year-old school record when he rushed for 327 yards in a win at New Mexico State.

**RYAN GRICE-MULLEN (2005-07)** - Second team All-American by CNN/SI in 2007, in which he hauled in 106 receptions for 1,372 yards and 13 touchdowns. Finished his career ranked fourth in career receptions (237), third in receiving yards (3,370) and second in touchdowns (36).

**SCOTT HANEBERG (1972-73)** - Honorable mention A.P. Little All-American offensive tackle in 1973. Also named first team Little All-Coast.

**SCOTT HARDING (2011-14)** - Dubbed the "Most Interesting Man in College Football" by *Grantland* for being the team's starting punter, punt returner, and receiver. Second-team All-American punter by FWAA who led the nation with 86 punts - a UH single-season record - in 2014.

**RANDY INGRAHAM (1970-71)** - Two-time honorable mention A.P. Little All-American linebacker from 1970-71. Recorded 266 career total tackles, including 145 in 1970. Also named first team Little All-Coast in 1971 and second team in 1970.

**HARRY KAHUANUI (1946-49)** - Honorable mention All-American defensive end by U.P.I. in 1949. Nicknamed "Clown," he was the first UH player invited to the East-West Shrine Game.

**JIM KALILI (1967, '69-70)** - A.P. second team Little All-American offensive guard in 1970. Also named first team Little All-American by Western States in 1969.

**TOMMY KAULUKUKUI (1934-37)** - School's first All-American in 1935 by the All-American Board of Football. Nicknamed "Grass Shack" by legendary sportswriter Grantland Rice, still holds school-record 103-yard kickoff return in loss to UCLA in 1935.

# ALL-AMERICANS



**FALANIKO NOGA**

**LARRY KHAN-SMITH (1987-90)** - A.P. second team All-American in 1988 as a return specialist. Set four UH kick-return records including a 26.6 average, which ranked fifth nationally. Also named first team all-WAC.

**CLIFF LABOY (1973-75)** - Honorable mention A.P. All-American defensive tackle in 1974 in which he recorded 89 total tackles and 13 sacks. Also forced three fumbles and recovered five. Had 230 career tackles and school-record 10 career fumbles recovered.

**ASHLEY LELIE (1999-2001)** - Record-breaking 2001 season in which he set school and WAC records for receiving yards (1,713) and touchdowns (19). Finished his career as the school-record holder for receiving yards (3,341) and touchdowns (32). School's highest NFL Draft pick, taken with the 19th pick by Denver.

**VINCE MANUWAI (1999-2002)** - First team All-American by CNN/SI and CBSsports.com in 2002. Three-year starter at right guard in which he did not allow a sack. Named to the "watch list" of both the Outland Trophy and Lombardi awards.


**DANA MCLEMORE (1978-81)** - Honorable mention A.P. All-American cornerback in 1981, with four interceptions. Also named all-WAC as a punt returner, who returned two for touchdowns and set six UH records. Recorded seven career interceptions.

**RICH MIANO (1984)** - Honorable mention All-American by the Associated Press. Led the team in tackles in back-to-back seasons, including 110 in 1984. The first-team all-conference pick and eventual 11-year NFL vet, also led the team with nine passes defended that season.

**WALTER MURRAY (1982-85)** - A first-team All-American wide receiver by Gannett News Service in 1985, set 10 school receiving records during his career. Finished with 178 receptions for 2,867 yards and 20 touchdowns, including single-season records for receptions (66) and touchdowns (7).

**AL NOGA (1984-87)** - School's only A.P. first team All-American in 1986. Touted as the "Samoan Sack Man," was promoted as the school's first Heisman Trophy candidate. Named the WAC's Defensive Player of the Year and was a finalist for the Outland Trophy. Set single-season school records of 17 sacks, 31 tackles-for-loss and six forced fumbles.

**FALANIKO NOGA (1980-83)** - Honorable mention All-American by the A.P. in 1981 and a *Blue Chips Magazine* freshman and sophomore All-American. A four-year starter on the defensive line, was named either first team or second team all-WAC all four years. Set UH single-season (16) and career (43) records for tackles-for-loss.



**JESSE SAPOLU**

**CHAD OWENS (2001-04)** - Second team All-American in 2004 in which he set an NCAA-record five punt returns for touchdowns. Also tied NCAA career record with eight returns for touchdowns (six punts, two kickoffs). School record-holder in all-purpose yards (5,461). Holds NCAA single-game kick-return record with 342 yards against BYU in 2001.

**MCKINLEY REYNOLDS (1967-68)** - Honorable mention A.P. Little All-American in 1968, in which he hauled in 49 catches for 711 yards and seven touchdowns.

**ED RIEWERTS (1979-80)** - Honorable mention A.P. All-American in 1980. Two-year starter at center. Also named first team all-WAC as a senior.

**JASON RIVERS (2003-04, '06-07)** - School's career leader in receiving yards (3,919), who also ranks second in receptions (292) and third in touchdowns (35). School- and all-time collegiate bowl-record 308 yards receiving in 2006 Sheraton Hawai'i Bowl against Arizona State.

**RICHARD RUPPERT (1971)** - Second-team Little All-American offensive guard by Kodak.

**GREG SALAS (2007-10)** - Third-team A.P. All-American in 2010 and honorable mention by SI.com in '09 and '10. A 2010 Fred Biletnikoff Award semifinalist, he finished second nationally in receiving yards per game (134.9) and third in receptions per game (8.5). UH's career record-holder for receiving yards (4,345), he also set single-season records for receptions (119) and receiving yards (1,889). The only player in school history to post two 100-plus catch seasons.


**JESSE SAPOLU (1979-82)** - A.P. honorable mention All-American offensive guard in 1980. Four-year starter on the offensive line and also played on defensive front. Also named first team all-WAC in 1980.

**HERCULES SATELE (2004-07)** - First-team All-American offensive lineman by the Football Writers' Association of America. Two-year starter at left guard.

**SAMSON SATELE (2003-06)** - Second-team All-American center by SI.com. First team all-WAC in 2005 and '06 and second-teamer in 2003 and '04. Started all 53 games in his career. FWAA first-team Freshman All-American in 2003.

**LARRY SHERRER (1969-71)** - Honorable mention A.P. Little All-American tailback in 1971. Also named first team Little all-Coast in 1971 and second team in 1970. Set 10 rushing and scoring school records including most yards rushing (2,174) and touchdowns (30).





**JOHN WOODCOCK**

**MANA SILVA (2008-10)** - Honorable mention All-American by SI.com after logging 85 tackles and eight interceptions, the second most in the nation. Finished his career as the school's all-time leader with 14 picks.

**NOLLE SMITH** - First team A.P. Little All-American halfback in 1941. Co-captain of his senior year, which ended abruptly due to the attack on Pearl Harbor.

**HENRY SOVIO (1969-71)** - Honorable mention A.P. Little All-American tight end in 1971. Led the team with 36 receptions, 527 yards receiving and two touchdowns. Also served as placekicker, converting 12-of-22 career attempts.

**RICHARD SPELMAN (1984)** - Honorable mention All-American by the Associated Press at placekicker. Established a school record with 21 field goals made in 1984 and was perfect (22-22) on extra points.

**LEVI STANLEY (1969-70, '72-73)** - Second team A.P. Little All-American defensive tackle in 1973. Earned honorable mention Little All-American honors in 1972. Led team in tackles as a junior and senior and compiled a school-record 366 career total tackles.

**JIM STONE (1971-72)** - Third team A.P. Little All-American defensive end in 1971. Also earned honorable mention Little All-American honors as a senior in 1972. Recorded 132 career tackles.

**TOM TUINEI (1976-79)** - Honorable mention A.P. All-American defensive tackle in 1979. Also named first team all-WAC. Recorded 62 tackles and team-leading 12-for-loss as a senior. Had career totals of 269 total tackles, including 100 as a sophomore in 1977.

**JOHN URSUA (2016-18)** - 2nd Team A.P. Midseason All-American wide receiver in 2018. Also first team all-MW and Biletnikoff Award semifinalist. Led the nation in receiving TDs (16) while ranking fifth nationally in receiving yards.

**JERIS WHITE (1970-73)** - First team All-American by *Time* and *The Sporting News* in 1973 at defensive back. Single-season school-record six interceptions in 1971. Two-time first team all-Little Coast. Recorded nine career interceptions.

**JOHN WOODCOCK (1974-75)** - Honorable mention A.P. All-American defensive tackle in 1974 in which he led the team with 126 total tackles. Also led the team as a senior in 1975, recording 116 tackles and eight sacks.

## LITTLE ALL-AMERICANS

- 1973 **Levi Stanley** 2nd team, DT, AP  
**Jeris White** honorable mention, DB, AP  
**Scott Haneberg** honorable mention, OT, AP  
**Allen Brown** honorable mention, WR, AP
- 1972 **Jim Stone** honorable mention, DL, AP  
**Levi Stanley** honorable mention, DT, AP
- 1971 **Jim Stone** 3rd team, DE, AP  
**Randy Ingraham** honorable mention, LB, AP  
**Larry Sherrer** honorable mention, TB, AP  
**Henry Sovio** honorable mention, TE, AP  
**Richard Ruppert** 2nd team, OG, Kodak
- 1970 **Jim Kalili** 2nd team, OG, AP;  
honorable mention, OG, Kodak  
**Randy Ingraham** honorable mention, LB, AP
- 1969 **Jim Kalili** 1st team, OG, Western States
- 1968 **Tim Buchanan** 1st team, LB, AP  
**Larry Arnold** honorable mention, QB, AP  
**McKinley Reynolds** honorable mention, TE, AP
- 1941 **Nolle Smith** 1st-string berth, HB, AP

## FRESHMAN ALL-AMERICANS

- 2011 **Scott Harding** 1st team, PR, FWAA  
2nd team, Yahoo! Sports
- 2005 **Davone Bess** 1st Team, WR, FWAA;  
1st team, WR, Rivals.com;  
1st team, WR, The Sporting News;  
2nd Team, WR, CollegeFootballNews.com;  
2nd Team, WR, Scout.com  
**Ryan Grice-Mullen** 3rd Team, WR,  
CollegeFootballNews.com;  
honorable mention, WR, Scout.com;  
honorable mention, WR, The Sporting News  
**Solomon Elimimian** 1st Team, WR, Scout.com;  
honorable mention, LB, The Sporting News
- 2003 **Samson Satele** 1st team, OL, Scripps/FWAA
- 2001 **Justin Ayat** 1st team, PK, Football News  
**Uriah Moenoa** 4th team, OL, The Sporting News  
**Chad Owens** 1st team, FWAA
- 1980 **Falaniko Noga** 1st team, NG, Blue Chips Magazine
- 1979 **Steve Lehor** honorable mention, LB, The Sporting News

## SOPHOMORE ALL-AMERICAN

- 1981 **Falaniko Noga** 1st team, NG, Blue Chips Magazine

## MID-SEASON ALL-AMERICAN

- 2018 **John Ursua** 2nd team, AP, USA Today

# DISTINGUISHED ALUMNI

Former University of Hawai'i quarterbacks Timmy Chang and Colt Brennan re-wrote the school passing and total offense record books with a combined 93 records. The duo also tied or broke 45 NCAA records including career records for yardage (Timmy Chang, 17,072) and touchdowns (Colt Brennan, 131). Those records have since been broken by Houston's Case Keenum.

Chang, a four-year starter from 2000-04, also set the NCAA record for career total offense (16,910) and at the conclusion of his career, ranked third in touchdown passes (117). Brennan, who succeeded Chang from 2005-07, was second all-time in total offense (14,740) and passing efficiency (167.6) and third in career passing yards (14,193) at the conclusion of his career.



## TIMMY CHANG (2000-04)

- ▶ Set NCAA passing-yards record (17,072), breaking Ty Detmer's record in the first quarter against Louisiana Tech on Nov. 6, 2004, at Aloha Stadium.
- ▶ 2000 WAC Freshman of the Year and first team all-WAC in 2004. Also named second team all-WAC in 2002 and honorable mention in 2000 and '03.
- ▶ Two-time Sheraton Hawai'i Bowl Most Outstanding Player (2003 and '04). Led UH to victories over Houston in 2003 (475 yds, 5 TDs) and UAB in 2004 (405 yds, 4 TDs).
- ▶ Posted 36 career games with 300 or more yards passing and 11 career games with 400 or more yards. Career-best 534 yards passing at Louisiana Tech on Oct. 18, 2003.
- ▶ Then school-record six touchdown passes against Idaho on Nov. 20, 2004. Recorded 37 career multiple-touchdown games.
- ▶ Started first three games of 2001 season before sitting out the rest of the season and earning a medical hardship.

### CHANG'S CAREER STATS

PASSING	G-GS	EFF	CMP	ATT	INT	PCT	YDS	TD	LONG	AVG/G
<b>2000</b>	10-9	112.0	245	469	19	52.2	3,041	19	74	304.1
<b>2001</b>	3-3	130.9	83	140	6	59.3	1,100	6	52	366.7
<b>2002</b>	14-14	122.3	349	624	22	55.9	4,474	25	72	319.6
<b>2003</b>	13-11	126.7	353	601	20	58.7	4,199	29	72	323.0
<b>2004</b>	13-13	135.4	358	602	13	59.5	4,258	38	75	327.5
<b>TOTALS</b>	<b>53-50</b>	<b>125.1</b>	<b>1,388</b>	<b>2,436</b>	<b>80</b>	<b>57.0</b>	<b>17,072</b>	<b>117</b>	<b>75</b>	<b>322.1</b>



## COLT BRENNAN (2005-07)

- ▶ Broke or tied 31 NCAA records upon completion of his three-year career, including career touchdown passes (131), single-season touchdown passes (58 in 2006) and most touchdowns responsible for in a career (146).
- ▶ Finished third in the Heisman Trophy voting and was a finalist for the Johnny Unitas Award in 2007. Also named third-team Associated Press All-American.
- ▶ In 2006, captured the Sammy Baugh Award, was a finalist for the Davey O'Brien Award and Cingular National Player of the Year, and was sixth in the Heisman race.
- ▶ Two-time WAC Offensive Player of the Year (2006 and '07) and two-time, first team all-WAC.
- ▶ Posted 30 career games with 300 or more yards passing, 20 career games with 400 or more yards, and four career games with 500 or more yards.
- ▶ Then school-record 559 yards passing against Arizona State in the 2006 Sheraton Hawai'i Bowl.
- ▶ Led the nation in total offense (422.5), touchdown passes (58), passing efficiency (185.96), points responsible for (27.7), completion percentage (72.6%), passing yards (5,549) and passing yards per game (396.4) during record-breaking 2006 season. Broke or tied 20 NCAA records, 17 WAC records and 41 school records that year.

### BRENNAN'S CAREER STATS

PASSING	G-GS	EFF	CMP	ATT	INT	PCT	YDS	TD	LONG	AVG/G
<b>2005</b>	12-10	155.5	350	515	13	68.0	4,301	35	87	358.4
<b>2006</b>	14-14	186.0	406	559	12	72.6	5,549	58	79	396.4
<b>2007</b>	12-11	166.3	359	510	17	70.4	4,343	38	67	361.9
<b>TOTALS</b>	<b>38-35</b>	<b>167.6</b>	<b>1,115</b>	<b>1,584</b>	<b>42</b>	<b>70.4</b>	<b>14,193</b>	<b>131</b>	<b>87</b>	<b>373.5</b>

# NATIONAL AWARDS



Colt Brennan (far left) finished third in the 2007 Heisman Memorial Trophy, which was won by Florida's Tim Tebow.

## CINGULAR NATIONAL PLAYER OF THE YEAR

2006 Colt Brennan (Finalist)

## HEISMAN MEMORIAL TROPHY

(Nation's top player)

2007 Colt Brennan (3rd Place)

2006 Colt Brennan (6th Place)

## JOHNNY UNITAS AWARD

(Nation's top senior quarterback)

2007 Colt Brennan (Finalist)

2004 Timmy Chang (Finalist)

## SAMMY BAUGH AWARD

(Nation's top quarterback)

2006 Colt Brennan (Winner)

## DAVEY O'BRIEN AWARD

(Nation's top quarterback)

2007 Colt Brennan (Semifinalist)

2006 Colt Brennan (Finalist)

## MANNING AWARD

(Nation's top quarterback)

2006 Colt Brennan (Finalist)

## RIMINGTON AWARD

(Nation's top center)

2009 John Estes (Finalist)

## FRED BILETNIKOFF AWARD

(Nation's top receiver)

2018 John Ursua (Semifinalist)

2010 Greg Salas (Semifinalist)

2004 Chad Owens (Semifinalist)

2001 Ashley Lelie (Semifinalist)

## OUTLAND TROPHY

(Nation's top defensive player)

1986 Al Noga (Finalist)

## WUERFFEL TROPHY

(Community service)

2018 Noah Borden (Semifinalist)

## LOU GROZA AWARD

(Nation's top placekicker)

1992 Jason Elam (Finalist)

2021 Matthew Shipley (Semifinalist)

## RAY GUY AWARD

(Nation's top punter)

2014 Scott Harding (Semifinalist)

## MOSI TATUPU AWARD

(Nation's top special teams player)

2004 Chad Owens (Winner)

## JET AWARD

(Nation's top return specialist)

2012 Mike Edwards (Finalist)

## BURLSWORTH TROPHY

(Nation's top player who started as walk-on)

2011 Bryant Moniz (Semifinalist)

## POLYNESIAN FOOTBALL HALL OF FAME COLLEGE PLAYER OF THE YEAR

(Nation's top player of Polynesian descent)

2020 Darius Muasau (Finalist)

2018 John Ursua (Finalist)

2017 Jahlani Tavai (Finalist)

2014 Scott Harding (Finalist)

## NATIONAL COACH OF THE YEAR

Associated Press

2007 June Jones (3rd Place)

## Paul "Bear" Bryant Award

2007 June Jones (Finalist)

1999 June Jones (Finalist)

## CNN/Sports Illustrated

1999 June Jones (Winner)

## American Football Coach/Schutt Sports

1999 June Jones (Winner)

## The Sporting News

1999 June Jones (Winner)



## INDIVIDUAL HONORS

### Special Teams Player of the Year

Mike Edwards, KR, 2012

### Coach of the Year

Nick Rolovich, 2019

### All-Conference

- 2022 Ilm Manning, 1st TM, OL  
Caleb Phillips, 1st TM, TE  
Micah Vanterpool, 2nd TM, OL  
Tylan Hines, HM, RB  
Peter Manuma, HM, DB  
Dedrick Parson, HM, RB  
Blessman Ta'ala, HM, DL  
John Tuitupou, HM, DL
- 2021 Darius Muasau, 1st TM, LB  
Khoury Bethley, 1st TM, DB  
Cortez Davis, 2nd TM, DB  
Calvin Turner Jr, 2nd TM, WR  
Jonah Lulu, HM, DL  
Kohl Levao, HM, OL  
Ilm Manning, HM, OL  
Nick Mardner, HM, WR  
Micah Vanterpool, HM, OL
- 2020 Darius Muasau, 1st TM, LB  
Cortez Davis, 2nd TM, DB  
Calvin Turner Jr, 2nd TM, WR  
Chevan Cordeiro, HM, QB  
Quentin Frazier, HM, DB  
Jared Smart, HM, WR  
Blessman Ta'ala, HM, DL
- 2019 Cedric Byrd II, 1st TM, WR  
Ilm Manning, 2nd TM, OL  
Cole McDonald, 2nd TM, QB  
JoJo Ward, 2nd TM, WR  
Cortez Davis, HM, DB  
Rojesterman Farris II, HM, DB  
Solomon Matautia, HM, LB  
Kaimana Padello, HM, DL  
Gene Pryor, HM, OL  
Blessman Ta'ala, HM, DL  
Taaga Tuulima, HM, OL
- 2018 John Ursua, 1st TM, WR  
Kaimana Padello, 2nd TM, DL  
Zeno Choi, HM, DL  
Rojesterman Farris II, HM, DB  
Cole McDonald, HM, QB  
Jahlani Tavai, HM, LB  
Solo Vaipulu, HM, OL
- 2017 Dejon Allen, 1st TM, OL  
Jahlani Tavai, 2nd TM, LB  
Diocemy Saint Juste, 2nd TM, RB  
Meffy Koloamatangi, HM, DL  
Viane Moala, HM, DL

- 2016 Jahlani Tavai, 1st TM, LB  
Dejon Allen, 2nd TM, OL  
Trayvon Henderson, HM, DB  
Marcus Kemp, HM, WR  
Leo Koloamatangi, HM, OL  
Meffy Koloamatangi, HM, DL  
Jalen Rogers, HM, DB  
Rigoberto Sanchez, HM, PK
- 2015 Kennedy Tulimasealii, 1st TM, DL  
Dejon Allen, HM, OL  
Ben Clarke, HM, OL  
Julian Gener, HM, LB  
Nick Nelson, HM, DB  
Rigoberto Sanchez, HM, P



**MIKE EDWARDS**

- 2014 Scott Harding, 1st TM, P;  
HM, PR  
Kody Afusia, HM, OL  
Ben Clarke, HM, OL  
Tyler Hadden, HM, PK  
Sean Shigematsu, HM, OL  
Taz Stevenson, HM, DB  
Beau Yap, HM, DL



**JAHLANI TAVAI**

- 2013 Beau Yap, 2nd TM, DL  
Ben Clarke, HM, OL  
Brenden Daley, HM, LB  
Clark Evans, HM, TE  
Scott Harding, HM, P  
John Hardy-Tuliau, HM, DB  
Art Laurel, HM, LB  
Siasau Matagiese, HM, DL  
Ne'Quan Phillips, HM, DB

- 2012 Mike Edwards, 1st TM, KR;  
2nd TM DB  
Alex Dunnachie, 2nd TM, P  
Paipai Falemalu, 2nd TM, DL  
Ben Clarke, HM, OL  
Tavita Woodard, HM, DL



**NICK ROLOVICH**

# CONFERENCE AWARDS

## PLAYER OF THE WEEK

- 2021 Cameron Lockridge (DB), Defensive, Sept. 27  
Brayden Schager (QB), Freshman, Oct. 4  
Khoury Bethley (DB), Defensive, Oct. 4 & 25  
Darius Muasau (LB), Defensive, Nov. 22  
Chevan Cordeiro (QB), Offensive, Nov. 29  
Matthew Shipley (PK/P), Special Teams, Nov. 29
- 2020 Darius Muasau (LB), Defensive, Dec. 14
- 2019 Cedric Byrd II (WR), Offensive, Sept. 2  
JoJo Ward (WR), Offensive, Sept. 9  
Cole McDonald (QB), Offensive, Sept. 30  
Chevan Cordeiro (QB), Offensive, Nov. 11
- 2018 Cole McDonald (QB), Offensive, Sept. 3  
Ryan Meskell (PK), Special Teams, Oct. 1
- 2016 Jahlani Tavai (LB), Defensive, Oct. 24  
Rigoberto Sanchez (P), Special Teams, Oct. 10  
Viane Moala (DL), Special Teams, Nov. 21
- 2015 Jerrol Garcia-Williams (LB), Defensive, Sept 21
- 2014 Scott Harding (PR), Special Teams, Sept. 15  
TJ Taimatuia (LB), Defensive, Nov. 17
- 2012 John Hardy-Tuliau (DB), Defensive, Nov. 26  
Tyler Hadden (PK), Special Teams, Dec. 3

## MW SCHOLAR-ATHLETE

- 2022 Jojo Faló, Andrew Faoliu, Jake Farrell, Jonah Kahahawai-Welch, Micah Mariteragi, Scott Marshall, Fo'i Shaw, Landon Sims, Eliki Tanuvasa, Logan Taylor, John Tutupou, D.J. Utu
- 2021 Jake Farrell, Kyler Halvorsen, Noa Kamanā, Alema Kapoi, Hekili Keliiliki, Fo'i Shaw, Landon Sims, Eliki Tanuvasa, Logan Taylor, Wyatt Tucker, D.J. Utu
- 2020 Ben Falck, Jake Farrell, Noa Kamanā, Alema Kapoi, Hekili Keliiliki, Alaka'i Mashima, Jonah Panoke, Fo'i Shaw, Eliki Tanuvasa, Logan Taylor
- 2019 Tauivi Ho Ching, Kalani Kamakawiwo'ole, Hekili Keliiliki, Kaimana Padello, KK Padello, Jonah Panoke, Ben Scruton, Ekili Tanuvasa
- 2018 Kamuela Borden, Noah Borden, Michael Boyle, Genta Ito, Hekili Keliiliki, KK Padello, Ben Scruton
- 2017 Noah Borden, Genta Ito, Ben Scruton
- 2016 Noah Borden, Kaimana Padello, Ben Scruton
- 2015 Noah Borden, Makoa Camanse-Stevens, Ben Clarke, Harold Moleni
- 2014 Ben Clarke, Harold Moleni, Luke Shawley
- 2013 Ben Clarke, Ben Dew, Daniel Masifilo, Harold Moleni, Brodie Nakama
- 2012 Justin Clapp, Ben Clarke, Harold Moleni, Jordan Pu'u-Robinson

## ACADEMIC ALL-MW

- 2022 Kamuela Borden, Nick Cenacle, Ben Falck, Kyler Halvorsen, Malik Hausman, Tylan Hines, Jonah Kahahawai-Welch, Noa Kamana, Noah Kema, Kalamaku Kuewa, Tamatoa Mokiao-Atimalala, Dedrick Parson, Meki Pei, Caleb Phillips, Karsyn Pupunu, Brayden Schager, Fo'i Shaw, Landon Sims, Eliki Tanuvasa, Logan Taylor
- 2021 Khoury Bethley, Kamuela Borden, Quentin Frazier, Michael Graham, Kyler Halvorsen, Noa Kamana Kai Kaneshiro, Alema Kapoi, Hekili Keliiliki Kalamaku Kuewa, Jonah Lauulu, Ilim Manning

- Tamatoa Mokiao-Atimalala, Darius Muasau  
Jonah Panoke, Caleb Phillips, Fo'i Shaw, Adam Stack  
Eliki Tanuvasa, Wyatt Tucker, Riley Wilson
- 2020 Payton Awaya, Khoury Bethley, Kamuela Borden  
Zach Bowers, Ezra Evaimalo, Ben Falck, Jake Farrell  
Kenneth Fitzgerald, Quentin Frazier, Stan Gaudion  
Tauivi Ho Ching, Jonah Kahahawai-Welch, Kalani Kamakawiwo'ole, Kila Kamakawiwo'ole, Noa Kamana  
Alema Kapoi, Hekili Keliiliki, Kalamaku Kuewa, Leonard Lee, Ilim Manning, Alaka'i Mashima, Mason Mataafa, Tamatoa Mokiao-Atimalala, Darius Muasau, Koali Nishigaya, Jonah Panoke, Tiger Peterson, Asher Pilanca, Ka'eo Rezentes, Matthew Shipley, Foi Shaw, Eliki Tanuvasa, Logan Taylor, Dayton Toney, Wyatt Tucker, Taaga Tuulima, Justin Uahinui, Mason Vega  
Riley Wilson, Elias Wong
- 2019 Khoury Bethley, Cedric Byrd II, Stan Gaudion, Emil Graves, Kalen Hicks, Fred Holly III, Jonah Kahahawai-Welch, Noa Kamana, Jeffery Keene, Hekili Keliiliki, Ilim Manning, Makai Manuwa, Ryan Meskell, Darius Muasau, Kaimana Padello, Kana'i Picanco, Ben Scruton, Jason-Matthew Sharsh, Wyatt Tucker, Taaga Tuulima, Mason Vega, Lincoln Victor
- 2018 Khoury Bethley, Kamuela Borden, Noah Borden, Cedric Byrd, Zeno Choi, Elijah Dale, Tevarua Eldridge, Stan Gaudion, J.R. Hensley, Kalen Hicks, Fred Holly III, Hekili Keliiliki, Ilim Manning, Makai Manuwai, Mason Mataafa, Solomon Matautia, Ryan Meskell, Kaimana Padello, Kana'i Picanco, Ben Scruton, Jason-Matthew Sharsh, Taaga Tuulima, Solo Vaipulu, Micah Vanterpool
- 2017 Isaiah Bernard, Noah Borden, Dru Brown, Zeno Choi, Dylan Collie, Jay Dominique, Tevarua Eldridge, Asotui Eli, Wesley Fa'agau, Penitito Faalologo, Stan Gaudion, J.R. Hensley, Solomon Matautia, Ryan Meskell, Matt Norman, Kaimana Padello, Chris Posa, Ben Scruton, Taaga Tuulima, Russell Williams, Jr.
- 2016 Noah Borden, Dru Brown, Makoa Camanse-Stevens, Zeno Choi, Tevarua Eldridge, Asotui Eli, Penitito Faalologo, Davasyia Hagger, Steven Lakalaka, La'akea Look, Solomon Matautia, Brodie Nakama, Kaimana Padello, Ben Scruton, Russell Williams Jr.
- 2015 Isaiah Bernard, Noah Borden, Duke Bukoski, Makoa Camanse-Stevens, Ben Clarke, Keelan Ewaliko, Penitito Faalologo, Davasyia Hagger, Marrell Jackson, Pereese Joas, Leo Koloamatangi, Meffy Koloamatangi, Eperone Moananu, Harold Moleni, Jason Muraoka, Brodie Nakama, Damien Packer, Ryan Pasoquen, Kory Rasmussen, Ikaika Woolsey
- 2014 Ben Clarke, Keelan Ewaliko, Penitito Fa'alologo, Marrell Jackson, Steven Lakalaka, Michael Martin, Harold Moleni, Jason Muraoka, Brodie Nakama, Damien Packer, Ryan Pasoquen, Quinton Pedroza, Simon Poti, Jordan Pu'u-Robinson, Luke Shawley, Sean Shigematsu, Haani Tulimaiau, Niko Utu, Ikaika Woolsey
- 2013 Kwamane Bowens, Ben Clarke, Ben Dew, Taylor Graham, Tyler Hadden, Marrell Jackson, Marcus Kemp, Keith Kirkwood, Leo Koloamatangi, Steven Lakalaka, Frank Loyd Jr., Michael Martin, Daniel Masifilo, Harold Moleni, Brodie Nakama, Damien Packer, Ne'Quan Phillips, Diocemy Saint Juste, Sean Schroeder, Iuta Tepa, Kennedy Tulimasealii
- 2012 Kaoe Alo, Ben Clarke, Benetton Fonua, Scott Harding, Marrell Jackson, Mike Milovale, Harold Moleni, Blake Muir, Sean Shigematsu, Cayman Shutter, Kendrick Van Ackerenn

# CONFERENCE AWARDS



## INDIVIDUAL HONORS

### **Kearney Award**

*Top athlete in the WAC*

Colt Brennan, QB, 2007

### **Offensive Player of the Year**

Colt Brennan, QB, 2006, '07

### **Defensive Player of the Year**

Solomon Elimimian (co-POY), LB, 2008

Travis LaBoy, DL, 2003

Al Noga, DT, 1986

### **Special Teams Player of the Year**

Jason Elam, PK, 1992

### **Offensive Unit of the Year**

Colt Brennan, QB; Davone Bess, WR;

Ryan Grice-Mullen, WR;

C.J. Hawthorne, WR;

Jason Rivers, WR; 2007

### **Freshman of the Year**

Davone Bess, WR, 2005

Timmy Chang, QB, 2000

Charles Sharp, RB, 1997

(Pacific Division)

Jamal Farmer, RB, 1989

### **Newcomer of the Year**

Falaniko Noga, DL, 1980

Tom Tuinei, DL, 1979

### **Coach of the Year**

June Jones, 1999, 2006, '07

Bob Wagner, 1989, '92

Dick Tomey, 1981

2011 Bryant Moniz, 1st TM, QB  
Aaron Brown, 1st TM, LB  
Brett Leonard, 2nd TM, OL  
Vaughn Meatoga, 2nd TM, DL  
Corey Paredes, 2nd TM, LB  
Royce Pollard, 2nd TM, WR  
Richard Torres, 2nd TM, DB  
Kaniela Tuipulotu, 2nd TM, DL

2010 Corey Paredes, 1st TM, LB  
Greg Salas, 1st TM, WR  
Mana Silva, 1st TM, DB  
Scott Enos, 2nd TM, PK  
Alex Green, 2nd TM, RB  
Laupepa Letuli, 2nd TM, OL  
Bryant Moniz, 2nd TM, QB  
Kealoha Pilaes, 2nd TM, WR

Adrian Thomas, 2nd TM, OL  
Kaniela Tuipulotu, 2nd TM, DL

2009 John Estes, 1st TM, OL  
Greg Salas, 1st TM, WR  
Blaze Soares, 1st TM, LB  
Aaron Kia, 2nd TM, OL

2008 John Estes, 1st TM, OL  
Solomon Elimimian, 1st TM, LB  
Adam Leonard, 1st TM, LB  
Ryan Mouton, 1st TM, DB  
Mike Washington, 2nd TM, WR  
David Veikune, 2nd TM, DL  
Keala Watson, 2nd TM, DL

2007 Colt Brennan, 1st TM, QB  
Davone Bess, 1st TM, WR  
Ryan Grice-Mullen, 1st TM, WR  
John Estes, 1st TM, OL  
Hercules Satele, 1st TM, OL  
David Veikune, 1st TM, DL  
Michael Lafaele, 1st TM, DL  
Adam Leonard, 1st TM, LB  
Solomon Elimimian, 1st TM, LB  
Myron Newberry, 1st TM, DB  
Dan Kelly, 1st TM, PK  
Jason Rivers, 2nd TM, WR

2006 Colt Brennan, 1st TM, QB  
Davone Bess, 1st TM, WR  
Tala Esera, 1st TM, OL  
Nate Ilaoa, 1st TM, RB  
Samson Satele, 1st TM, OL  
Ikaika Alama-Francis, 1st TM, DL  
Leonard Peters, 1st TM, DB  
Melila Purcell, 1st TM, DL  
Ross Dickerson, 1st TM, KR  
Michael Lafaele, 2nd TM, DL  
Adam Leonard, 2nd TM, LB  
Jason Rivers, 2nd TM, WR  
Dane Uperesa, 2nd TM, OL

2005 Davone Bess, 1st TM, WR  
Lono Manners, 1st TM, DB  
Samson Satele, 1st TM, OL  
Ikaika Alama-Francis, 2nd TM, DL  
Brandon Eaton, 2nd TM, OL  
Tala Esera, 2nd TM, OL  
K. Kamakawiwo'ole, 2nd TM, LB  
Melila Purcell, 2nd TM, DL

2004 Timmy Chang, 1st TM, QB  
Abraham Elimimian, 1st TM, CB  
Chad Owens, 1st TM, WR  
Chad Owens, 2nd TM, RS  
Samson Satele, 2nd TM, OG  
Tala Esera, RV, OT  
Uriah Moenoa, RV, OG  
Melila Purcell, RV, DE  
Jason Rivers, RV, WR

2003 Travis LaBoy, 1st TM, DE  
Kelvin Millhouse, 1st TM, CB  
Chad Owens, 1st TM, WR  
Hyrum Peters, 1st TM, S  
Isaac Sopoaga, 1st TM, DT  
Samson Satele, 2nd TM, OG  
Timmy Chang, RV, QB

Jeremiah Cockheran, RV, WR  
Ikaika Curman, RV, LB  
Abraham Elimimian, RV, CB

2002 Justin Colbert, 1st TM, WR  
Vince Manuwai, 1st TM, OG  
Mat McBriar, 1st TM, P  
Hyrum Peters, 1st TM, SS  
Pisa Tinoisamoa, 1st TM, LB  
Chris Brown, 2nd TM, LB  
Timmy Chang, 2nd TM, QB  
Lui Fuata, 2nd TM, C  
Kelvin Millhouse, 2nd TM, CB  
Isaac Sopoaga, 2nd TM, DT  
Britton Komine, RV, WR  
Chad Owens, RV, WR

2001 Chris Brown, 1st TM, LB  
Manly Kanoa, 1st TM, OG  
Ashley Lelie, 1st TM, WR  
Nate Jackson, 2nd TM, S  
Travis LaBoy, 2nd TM, DE  
Mat McBriar, 2nd TM, P  
Vince Manuwai, 2nd TM, OG  
Chad Owens, 2nd TM, RS  
Pisa Tinoisamoa, 2nd TM, LB

2000 Kynan Forney, 1st TM, OL  
Jacob Espiau, 2nd TM, DB  
James Fenderson, 2nd TM, RB  
Nate Jackson, 2nd TM, DB  
Ashley Lelie, 2nd TM, WR  
Rinda Brooks, RV, LB  
Chris Brown, RV, DL  
Timmy Chang, RV, QB  
Jamal Garland, RV, ST  
Robert Kemfort, RV, LB  
Vince Manuwai, RV, OL  
Craig Stutzmann, RV, WR

1999 Dwight Carter, 1st TM, WR  
Jamal Garland, 1st TM, ST  
Adrian Klemm, 1st TM, OL  
Quincy LeJay, 1st TM, DB  
Kaulana Noa, 1st TM, DL  
Jeff Ulbrich, 1st TM, LB  
Matt Paul, 2nd TM, DL  
Dan Robinson, 2nd TM, QB;  
Chad Shrout, 2nd TM, P  
Dee Miller, RV, DB  
Dustin Owen, RV, OL  
Andy Phillips, RV, OL  
Craig Stutzmann, RV, WR  
Yaphet Warren, RV, LB  
Avion Weaver, RV, RB

1998 Wesley Morris, RV, WR  
Tony Tuioti, RV, DL  
Matt Paul, RV, LB

1997 Eddie Klaneski, 1st TM, DB  
Chad Shrout, 1st TM, P  
Shane Oliveira, 2nd TM, OL  
Gary Ellison, RV, TE  
Kaulana Noa, RV, OL  
Charles Sharp, RV, RB  
Doug Rosevold, RV, LB  
Chris Shinnick, RV, DB

# CONFERENCE AWARDS

- 1996 Eddie Klaneski, 1st TM, DB  
Ben Bright, RV, DL  
Demetrius Henderson, RV, DB
- 1995 George Noga, 2nd TM, DT  
Marcus Malepeai, HM, OL  
Shane Oliveira, HM, OL  
Tupu Alualu, HM, RB  
Eddie Klaneski, HMn, SB  
Brett Washington, HM RB  
Brian Chapman, HMn, DL  
Rod York, HM, DL  
Agenhart Ellis, HM, LB  
Danny Katoa, HM, LB  
Clint Kuboyama, HM, DB  
Carlton Oswalt, HM, PK  
Chad Shrout, HM, P  
Matt Harding, HM, RS
- 1994 Junior Faavae, 1st TM, LB  
Kendall Goo, HM, OL  
Kelly McGill, HM, OL  
George Noga, HM, DL  
Nalei Cox, HM, DL  
Ed Ripley, HM, DL  
Carlos Anderson, HM, DB  
Zac Odom, HM, DB  
Jason Ross, HM, DB  
Stephen Wilson, HM, P
- 1993 Peter Pale, 2nd TM, OL  
Al Aliipule, 2nd TM, LB  
Travis Fonseca, HM, OL  
Lene Aмосa, HM, OL  
Michael Carter, HM, QB  
Brian Gordon, HM, RB  
Taase Faamui, HM, DL  
Stewart Williams, HM, LB  
Carlos Anderson, HM, DB  
Stephen Wilson, HM, P
- 1992 Jason Elam, 1st TM, PK; 2nd TM, P  
Travis Sims, 1st TM, RB  
Maa Tanuvasa, 1st TM, DL  
Doug Vaoletti, 1st TM, OL  
Bryan Addison, 2nd TM, DB  
Darrick Branch, 2nd TM, WR  
Michael Carter, HM, QB  
Taase Faamui, HM, DL  
Peter Pale, HM, OL
- 1991 Jason Elam, 1st TM, PK  
Mitch Kaaialii, 2nd TM, OL  
Manly Williams, 2nd TM, LB  
Jeff Sydner, 2nd TM, RS; HM, RB  
Haku Kahoano, HM, DL  
Kenny Harper, HM, DB
- 1990 Mark Odom, 1st TM, LB  
Jeff Sydner, 1st TM, RS  
Shawn Ching, 2nd TM, C  
Garrett Gabriel, 2nd TM, QB  
Tony Pang-Kee, 2nd TM, DB  
David Tanuvasa, 2nd TM, DL  
Jamal Farmer, HM, RB  
Larry Khan-Smith, HM, RS  
David Maeva, HM, LB
- Dane McArthur, HM, RB  
Kim McCloud, HM, DB  
Mike Tresler, HM, DB
- 1989 Larry Jones, 1st TM, OL  
Jason Elam, 1st TM, PK  
Dana Directo, 1st TM, DL  
Mark Odom, 1st TM, LB  
Walter Briggs, 1st TM, DB  
Joaquin Barnett, 2nd TM, LB  
Leo Goeas, 2nd TM, OL  
Chris Roscoe, 2nd TM, WR  
Jeff Sydner, 2nd TM, RS  
Herman Talley, 2nd TM, DL  
Mike Tresler, 2nd TM, DB  
Jamal Farmer, HM, RB  
Michael Coulson, HM, DB  
Allen Smith, HM, OL
- 1988 Amosa Aмосa, 1st TM, OL  
Heikoti Fakava, 1st TM, RB  
Larry Khan-Smith, 1st TM, RS  
David Maeva, 1st TM, LB  
Dana Directo, 2nd TM, DL  
Jason Elam, 2nd TM, PK  
Larry Jones, 2nd TM, OL  
Mark Nua, 2nd TM, OL  
Joe Seumalo, 2nd TM, DL  
Mike Tresler, 2nd TM, DB  
Walter Briggs, HM, DB  
Chris Roscoe, HM, WR
- 1987 Heikoti Fakava, 1st TM, RB  
Al Noga, 1st TM, DL  
Amosa Aмосa, 2nd TM, OL  
William Bell, 2nd TM, DB  
Leon Austin, HM, DB  
Rod Valverde, HM, PK
- 1986 M.L. Johnson, 1st TM, LB  
Marco Johnson, 1st TM, KR  
Kyle Kafentzis, 1st TM, DB  
Al Noga, 1st TM, DL  
David Dyas, 2nd TM, WR  
Ron Hall, 2nd TM, TE  
Pete Noga, 2nd TM, LB  
Joe Onosai, 2nd TM, OL  
Colin Scotts, 2nd TM, DL  
Matt Follner, HM, DL  
Thad Jefferson, HM, LB  
Mark Nua, HM, OL
- 1985 Kent Kafentzis, 1st TM, DB  
Walter Murray, 1st TM, WR  
Al Noga, 1st TM, DL  
Nuu Faaola, 2nd TM, RB  
Thad Jefferson, 2nd TM, LB  
Joe Onosai, 2nd TM, OL  
David Dyas, HM, WR
- 1984 Rich Miano, 1st TM, DB  
Richard Spelman, 1st TM, PK  
Raphel Cherry, 2nd TM, QB  
Walter Murray, 2nd TM, WR  
Darryl Ursery, 2nd TM, OL  
Alvis Satele, HM, LB
- 1983 Rich Miano, 1st TM, DB  
Kesi Afalava, 2nd TM, DL  
Mike Akiu, 2nd TM, KR  
Bernard Carvalho, 2nd TM, OT  
Falaniko Noga, 2nd TM, LB
- 1982 Anthony Edgar, 2nd TM, RB  
Carl Kenneybrew, 2nd TM, LB  
Jim Mills, 2nd TM, TE  
Falaniko Noga, 2nd TM, NG  
Jim Donovan, HM, OG  
Steve Lehor, HM, LB  
Walter Murray, HM, WR  
Frank Natividad, HM, P  
Bernard Quarles, HM, QB  
Jesse Sapolu, HM, C
- 1981 Gary Allen, 1st TM, TB  
Jim Asmus, 1st TM, PK  
Dana McLemore, 1st TM, DB  
Falaniko Noga, 1st TM, DL  
Dave Barbour, 2nd TM, TE  
Anthony Edgar, 2nd TM, RB  
Dana McLemore, 2nd TM, RS  
Andy Moody, 2nd TM, LB  
Jesse Sapolu, 2nd TM, OL  
Itai Sataua, 2nd TM, DL  
David Toloumu, 2nd TM, RB  
Carl Kenneybrew, HM, LB  
Lee Larsen, HM, PK  
Frank Natividad, HM, P
- 1980 Gary Allen, 1st TM, TB  
Jim Asmus, 1st TM, PK  
Blane Gaison, 1st TM, DB

# CONFERENCE AWARDS

## WAC PLAYER OF THE WEEK

- 2011 Bryant Moniz (QB), Offensive, Sept. 5, Sept. 27  
Paipai Falemalu (DL), Defensive, Sept. 5  
Aaron Brown (LB), Defensive, Oct. 31
- 2010 Bryant Moniz (QB), Offensive, Sept. 13, Nov. 1,  
Nov. 22, Dec. 6  
Kealoha Pilares (WR), Offensive, Oct. 4  
Alex Green (RB), Offensive, Oct. 25, Nov. 29  
Corey Paredes (LB), Defensive, Oct. 18, Oct. 25  
Mana Silva (DB), Defensive, Nov. 1  
Aaron Brown (LB), Defensive, Nov. 22
- 2009 Greg Salas (WR), Offensive, Sept. 7  
Greg Alexander (QB), Offensive, Sept. 14  
Leon Wright-Jackson (RB), Nov. 9  
Corey Paredes (LB), Defensive, Sept. 14  
Blaze Soares (LB), Defensive, Nov. 30  
Alex Dunnachie (P), Special Teams, Dec. 7
- 2008 Tyler Graunke (QB), Offensive, Sept. 8  
Greg Alexander (QB), Offensive, Oct. 27  
Keao Monteilh (DB), Defensive, Oct. 6  
Solomon Elimimian (LB), Defensive, Nov. 24
- 2007 Colt Brennan (QB), Off., Sept. 3, Sept. 10, Oct. 29, Nov. 26  
Myron Newberry (DB), Defensive, Oct. 1  
Solomon Elimimian (LB), Def., Sept. 17, Oct. 8, Nov. 26  
Dan Kelly (PK), Special Teams, Sept. 10, Nov. 19
- 2006 Nate Ilaoa (RB), Offensive, Sept. 18  
Colt Brennan (QB), Offensive, Oct. 9, Oct. 16, Nov. 6  
Melila Purcell (DL), Defensive, Oct. 23, Nov. 20  
Ross Dickerson (KR), Special Teams, Oct. 23, Oct. 30
- 2005 Colt Brennan (QB), Offensive, Sept. 26, Oct. 17  
Kila Kamakawiwo'ole (DL), Defensive, Sept. 26  
Ryan Keomaka (DB), Defensive, Dec. 5  
Dan Kelly (PK), Special Teams, Nov. 14
- 2004 Timmy Chang (QB), Offensive, Nov. 8  
Jason Rivers (WR), Offensive, Nov. 22  
Chad Owens (WR/PR), Offensive, Nov. 29;  
Special Teams, Oct. 11, Nov. 29  
Justin Ayat (PK), Special Teams, Oct. 4
- 2003 Jeremiah Cockheran (WR), Offensive, Sept. 11  
Timmy Chang (QB), Offensive, Oct. 13  
Melila Purcell (DL), Defensive, Oct. 27  
Ross Dickerson (KR), Special Teams, Sept. 1  
Kurt Milne (P), Special Teams, Dec. 1
- 2002 Timmy Chang (QB), Offensive, Oct. 28  
Hyrum Peters (DB), Defensive, Sept. 23  
Travis LaBoy (DE), Defensive, Dec. 9
- 2001 Nick Rolovich (QB), Offensive, Nov. 19  
Travis LaBoy (DL), Defensive, Oct. 8  
Pisa Tinoisamoa (LB), Defensive, Oct. 22  
Justin Ayat (PK), Special Teams, Oct. 22  
Mat McBriar (P), Special Teams, Nov. 5  
Chad Owens (KR), Special Teams, Nov. 26
- 2000 Pisa Tinoisamoa (LB), Defensive, Oct. 16  
Jacob Espiau (DB), Defensive, Nov. 20
- 1999 Dan Robinson (QB), Offensive, Sept. 13, Nov. 8  
Quincy LeJay (DB), Defensive, Sept. 20  
Jeff Ulbrich (LB), Defensive, Sept. 27  
Chad ShROUT (P), Special Teams, Sept. 13, Nov. 22  
Jamal Garland (RS), Special Teams, Sept. 20
- 1997 Tim Carey (QB), Offensive, Sept. 8  
Eddie Klaneski (DB), Defensive, Sept. 1  
Chad ShROUT (P/PK), Special Teams, Sept. 1
- 1995 Glenn Freitas (QB), Offensive, Oct. 2  
Johnny Macon (QB), Offensive, Nov. 6
- 1994 Junior Faavae (LB), Defensive, Sept. 10
- 1993 Michael Carter (QB), Offensive, Nov. 6

- George Tupuola (DL), Defensive, Sept. 4
- 1992 Michael Carter (QB), Offensive, Oct. 31  
Travis Sims (RB), Offensive, Nov. 21
- 1991 Michael Carter (QB), Offensive, Nov. 6
- 1990 Tony Pang-Kee (DB), Defensive, Oct. 20  
Mark Odom (LB), Defensive, Nov. 17
- 1989 Joaquin Barnett (LB), Defensive, Sept. 23  
Mark Odom (LB), Defensive, Oct. 28  
Louis Randall (LB), Defensive, Nov. 4
- 1988 Heikoti Fakava (RB), Offensive, Sept. 3  
Mike Tresler (LB), Defensive, Sept. 24  
Gavin Robertson (LB), Defensive, Oct. 15
- 1987 Warren Jones (QB), Offensive, Sept. 5  
Eric Lalau (DB), Defensive, Oct. 17
- 1986 Gregg Tipton (QB), Offensive, Sept. 6  
Danny Crowell (RB), Offensive, Sept. 20  
Al Noga (DL), Defensive, Oct. 4, Nov. 1
- 1985 Walter Murray (WR), Offensive, Nov. 4
- 1984 Raphael Cherry (QB), Offensive, Sept. 18  
Thad Jefferson (LB), Defensive, Sept. 22  
Marty Sims (DB), Defensive, Oct. 27
- 1983 James Elias (LB), Defensive, Sept. 10  
Falaniko Noga (DL), Defensive, Oct. 15
- 1982 Raphael Cherry (QB), Offensive, Sept. 18
- 1981 Tim Lyons (QB), Offensive, Sept. 19  
Gary Allen (RB), Offensive, Nov. 28
- 1980 Falaniko Noga (DL), Defensive, Oct. 18  
Blaine Gaison (DB), Defensive, Nov. 15

## STAN BATES AWARD

(WAC's Top Scholar-Athlete)

- 1992 Jason Elam  
1981 Blaine Gaison

## ACADEMIC ALL-WAC

- 2011 Shane Austin, Kenton Chun, Justin Clapp, Scott Harding, Levi Legay, Vaughn Meatoga, Corey Paredes, Royce Pollard, Alasi Toilolo, Kaniela Tuipulotu
- 2010 Shane Austin, Justin Clapp, Vaughn Meatoga, Corey Paredes, Kealoha Pilares, Royce Pollard, Mana Silva, Spencer Smith, Alasi Toilolo, Kaniela Tuipulotu, Kamalu Umu
- 2009 Haku Correa, Paipai Falemalu, Inoke Funaki, Aaron Kia, Mana Lolotai, Antwan Mahaley, Vaughn Meatoga, Jon Medeiros, Corey Paredes, Kealoha Pilares, Royce Pollard, Liko Satele, Mana Silva, Spencer Smith, Tuika Tufaga, Michael Wadsworth
- 2008 Greg Alexander, Solomon Elimimian, David Farmer, Austin Hansen, Aaron Kia, Antwan Mahaley, Vaughn Meatoga, Kealoha Pilares, Royce Pollard, Mana Silva, Spencer Smith, Richard Torres, David Veikune, Keala Watson
- 2007 Solomon Elimimian, David Farmer, Guyton Galdeira, Tim Grasso, C.J. Hawthorne, Tyson Kafentzis, Karl Noa, Kealoha Pilares, Amani Purcell, Rustin Saole, Spencer Smith, David Veikune, Keala Watson, Leon Wright-Jackson
- 2006 Solomon Elimimian, Renolds Fruean, Jake Ingram, Tyson Kafentzis, Aaron Kia, Michael Malala, Myron Newberry, Karl Noa, Jacob Patek, Amani Purcell, Blaze Soares, Dane Uperesa, David Veikune, Keala Watson
- 2005 Renolds Fruean, Jake Ingram, Landon Kafentzis, Tyson Kafentzis, Dylan Linkner, Michael Malala, Karl Noa, Kenny Patton, Dane Uperesa, Keala Watson



# AWARDS & HONORS

- 2004 Karl Noa, Kenny Patton, Dane Uperesa  
2003 Keani Alapa, Ikaika Blackburn, David Gilmore  
2002 Keani Alapa, David Gilmore, Shawn Withy-Allen  
2001 Mike Iosua, Hyrum Peters  
2000 David Gilmore, Mike Iosua  
Bobby Morgan, Hyrum Peters  
1999 Bobby Morgan, Daniel Reed, Dan Robinson,  
Yaphet Warren  
1998 Damien Arafiles, Dan Robinson  
1997 Rufus Ayeni, Lonn Kalama, Kekoa Kilcoyne, Johnny  
Macon, Dan Robinson, Chris Shinnick, Tyler Tanigawa,  
Ron Wood  
1996 Lonn Kalama, Bobby Singh, Tyler Tanigawa  
1995 Michael Anderson, Tyler Tanigawa  
1994 Johnny Macon, Carlton Oswald  
1993 Phil Cunningham, SB; Travis Fonseca,  
OL; Deacon Hanson, OL/LS  
1992 Jason Elam, PK/P  
1991 Johann Bouit, WR; Shawn Ching, C; Dan  
Duncan, LB; Jason Elam, PK/P; Travis  
Fonseca, OL; Haku Kahoano, DL; Paul  
Manera, OL; Dean Nakagawa, DB; Tony  
Pang-Kee, DB; Travis Sims, RB  
1990 Jason Elam, Dane McArthur, Mark Odom, Tony Pang-  
Kee, Mike Tresler, Tasi Autele, Dan Duncan, Tom  
Heffernan, Haku Kahoano, Zerin Khan, Larry Khan-  
Smith, Kim McCloud, Joe Sardo, Travis Sims, David  
Tanuvasa  
1989 Dana Directo, Jason Elam, Dane McArthur  
1988 Dane McArthur, Dana Directo  
1987 Rick Saunders  
1980 Blane Gaison  
1979 Blane Gaison

## ALL-COAST

- 1986 Al Noga, 1st TM, DL, UPI  
1985 Walter Murray, 1st TM, WR, UPI  
1984 Rich Miano, 1st TM, DB, UPI  
1981 Gary Allen, HM, TB, AP & UPI  
Falaniko Noga, HM, NG, AP & UPI  
Dana McLemore, HM, DB, AP & UPI  
1980 Gary Allen, H.M., TB, AP & UPI  
Blane Gaison, HM, DB, AP & UPI  
Falaniko Noga, HM, NG, AP & UPI  
Jesse Sapolu, HM, OG, AP & UPI  
1979 Gary Allen, HM, TB, AP  
1973 Levi Stanley, HM, DT, UPI  
1968 Rich Leon, HM, WR, UPI

## LITTLE ALL-COAST

- 1973 Allen Brown, 1st TM, WR, UPI  
Scott Haneberg, 1st TM, OT, UPI  
Levi Stanley, 1st TM, DT, UPI  
Jeris White, 1st TM, DB, UPI  
Harold Stringert, 2nd TM, DB, UPI  
1972 Albert Holmes, 1st TM, RB, UPI  
Tom Johnson, 1st TM, OG, UPI  
Golden Richards, 1st TM, WR, UPI  
Jeris White, 1st TM, DB, UPI  
Jim Stone, 2nd TM, DL, UPI  
Mike Biscotti, H.M., QB, UPI  
Bill Letz, H.M., LB, UPI  
Levi Stanley, H.M., DL, UPI  
1971 Randy Ingraham, 1st TM, LB, UPI

- Larry Sherrer, 1st TM, TB, UPI  
1970 Jim Kalili, 1st TM, OG, UPI  
Randy Ingraham, 2nd TM, LB, UPI  
Larry Sherrer, 2nd TM, TB, UPI  
Ed Foote, H.M., C, UPI  
Bill Massey, H.M., FB, UPI  
1969 Jon Weber, 1st TM, OT, UPI  
Bill Massey, H.M., FB, UPI  
Jack Spithill, H.M., LB, UPI  
1967 Dennis Goodrich, 2nd TM, LB, UPI  
John Hoffman, 2nd TM, DE, UPI  
Larry Cole, H.M., DE, UPI  
Jim Schultz, H.M., SE, UPI

## HALL OF FAME



### CFL HALL OF FAME

Solomon Elimimian  
Jim Mills



### POLYNESIAN HALL OF FAME

Ken Niumatalolo (coach)  
Tommy Kalakukui (contributor)  
Harry Montague-Field  
Al Noga  
Falaniko Noga  
Jesse Sapolu  
Ma'a Tanuvasa  
Mark Tuinei



### HAWAII'I STATE HALL OF FAME

Tommy Kaulukukui  
Otto "Proc" Klum  
Jesse Sapolu  
Ma'a Tanuvasa  
Mark Tuinei  
Jeris White



### UH SPORTS CIRCLE OF HONOR

Gary Allen, Dr. Charles Araki, Jimmy Asato,  
Charlie Bessette, Rick Blangiardi, Don  
"Spud" Botelho, Colt Brennan, Skippy  
Dyer, Jason Elam, Blane Gaison, Jyun  
"Curly" Hirota, Dave Holmes, John "Jack" Johnson, Harry  
"Clown" Kahanui, Solomon "Sol" Kaulukukui, Thomas  
"Tommy" Kaulukukui, Otto "Proc" Klum, Harold Kometani,  
Dr. Richard Mamiya, Anthony "Tony" Morse, Alapati "Al"  
Noga, Falaniko "Niko" Noga, Joe Onosai, Maynard "Buster"  
Piltz, Larry Price, Jesse Sapolu, Theodore "Pump" Searle,  
Larry Sherrer, Nolle Smith, Levi Stanley, Ma'a Tanuvasa,  
Dick Tomey, Hank Vasconcellos, Bob Wagner, Jeris White,  
William "Doggie" Wise

### Teams

1924 and '25; 1955; 1992; 2007



### NCAA SILVER ANNIVERSARY

Jason Elam (2017)

# WARRIOR CLUB

*In 1977, most of the team awards were discontinued in favor of the Warrior Club. The award was given annually from 1977-2011 and resumed in 2017. The purpose of this award is to recognize all players who give winning performances for the majority of the season.*

2017	Jeremiah Pritchard		
2011	Kaniela Tuipulotu		
2010	Jeremy Bryant, Alex Green		
2009	Rocky Savaiigaea		
2008	John Estes, Solomon Elimimian, Tim Grasso		
2007	Colt Brennan, Adam Leonard, Timo Paepule		
2006	Colt Brennan, Nate Ilaoa, Ikaika Alama-Francis, Melila Purcell, Timo Paepule		
2005	Davone Bess, Tanuvasa Moe, Kila Kamakawiwo'ole, Timo Paepule		
2004	Michael Brewster, Chad Owens, Melila Purcell		
2003	Ikaika Curman, Kurt Milne, Samson Satele		
2002	Keith Bhonapha, Vince Manuwai, Hyrum Peters		
2001	Keith Bhonapha, Jacob Espiau, Vince Manuwai		
2000	Sean Butts, Jacob Espiau, Kynan Forney		
1999	Joaquin Avila, Kaulana Noa, Quincy LeJay		
1998	Eleu Kane, Kamuela Cobb-Adams, Chris Garnier		
1997	Johnny Macon, Doug Rosevold, Tyler Tanigawa		
1996	Demitreus "Doe" Henderson, Fred Lau, Jason Mane		
1995	Matt Harding, Eddie Klaneski, Johnny Macon, Shane Oliveira, Tyler Tanigawa, Rod York		
1994	Glenn Freitas, Matt Harding, Ed Ripley, Stephen Wilson, Rod York		
1993	Deacon Hanson		
1992	Bryan Addison, Al Aliipule, Robert Blakeney, Darrick Branch, Johann Bouit, Glenn Carson, Michael Carter, Jason Elam, Deacon Hanson, Matthew Harding, Eddie Kealoha, Shavondi Johnson, Jeff Morrow, Ivan Mauga, Victor Santa Cruz, Walter Santiago, Joe Shaw, Travis Sims, Junior Tagoi, Maa Tanuvasa, Stewart Williams		
1991	Jason Elam, Walter Santiago		
1990	Sean Abreu, Travis Fonseca, Garrett Gabriel, Kenny Harper, Larry Khan-Smith, Dane McArthur, Kim McCloud, Tony Pang-Kee, Walter Santiago, Joe Sardo, Richard Stevenson, Jeff Snyder		
1989	Sean Abreu, Bryan Addison, Kyle Ah Loo, Dan Ahuna, Shawn Alivado, Walter Briggs, Michael Coulson, Dana Directo, Jason Elam, Jamal Farmer, Garrett Gabriel, Leo Goeas, Patrick Gordon, Larry Jones, Mitchell Kaaiiali, Kalani Kaleleiki, Leonard Lau, Dane McArthur, Kim McCloud, David Maeva, Mark Odum, Sean Robinson, Chris Roscoe, Joe Sardo, Allen Smith, David Stant, Jeff Snyder, Mike Tresler, Lemoe Tua, Terry Whitaker, Lamar Young		
1988	Kyle Ah Loo, Aмоса Amosa, Brian Belcher, Walter Briggs, Michael Coulson, Amani Davis, Dana Directo, Jason Elam, Heikoti Fakava, Leo Goeas, Larry Jones, Larry Khan-Smith, Kim McCloud, David Maeva, Doug Paahao, Greg Richards, Chris Roscoe, Billy Stephens, Mike Tresler		
1987	Leon Austin, Dana Directo, Chris Gaskill, Brian Norwood, Doug Paahao, Lemoe Tua, Rod Valverde <b>Warrior of the Year:</b> Leon Austin		
1986	Amosa Amosa, Leon Austin, Sam Carroll, Danny Crowell, Dana Directo, David Dyas, Matt Follner, Chris Gaskill, Ron Hall, Kenny Hewitt, Thad Jefferson, M.L. Johnson, Willy Kalakau, Aaron Kane, Johnnie Levingston, Pat McCray, Sam Moku, Al Noga, Pete Noga, Brian Norwood, Mark Nua, Joe Onosai, Joe Piccola, Rick Saunders, Colin Scotts, Gregg Tipton, Rod Valverde, Everett Wade, Koldene Walsh <b>Warriors of the Year:</b> Sam Moku and M.L. Johnson		
1985	Theo Adams, Dirk Apao, Michael Beazley, Kerry Brady, Danny Crowell, Brian Derby, Nuu Faaola, Quentin Flores, John Goeas, Ron Hall, Buddy Hugo, Thad Jefferson, M.L. Johnson, Kent Kafentzsis, Kyle Kafentzsis, Ben Maafala, Sam Moku, Kyle Mosley,		
	Walter Murray, Al Noga, Pete Noga, Joe Onosai, Louis Santiago, Colin Scotts, Vincent Sides, Ana Tuiasosopo, Everett Wade <b>Warrior of the Year:</b> M.L. Johnson		
1984	Carl Alexander, Michael Beazley, Raphael Cherry, James Elias, Nuu Faaola, George Fletcher, Quentin Flores, John Goeas, Thad Jefferson, M.L. Johnson, Kent Kafentzsis, Kurt Kafentzsis, Kyle Kafentzsis, Junior Lopati, Tom McCarthy, Rich Miano, Joe Onosai, Granville Saleamua, Louis Santiago, Alvis Satele, Colin Scotts, Vincent Sides, Jack Sims, Richard Spelman, Ana Tuiasosopo, Kent Unterman, Darryl Ursery <b>Warriors of the Year:</b> Nuu Faaola and Rich Miano		
1983	Kesi Afalava, Mike Akiu, Dino Babers, Raphael Cherry, Bernard Carvalho, James Elias, Mark Gardner, Tom McCarthy, Rich Miano, Falaniko Noga, Doug Nomura, Johnny Taylor, Kent Unterman <b>Warrior of the Year:</b> Rich Miano		
1982	Mike Akiu, Dino Babers, Duane Coleman, Jim Donovan, Vernon Gearing, Larry Goeas, Kent Kafentzsis, Emlen Kahoano, Carl Kenneybrew, Rich Miano, Jim Mills, James Moore, Kenny Moore, Walter Murray, Frank Natividad, Falaniko Noga, Bernard Quarles, Jesse Sapolu, Anthony Woodson <b>Warrior of the Year:</b> Larry Goeas		
1981	Gary Allen, Bryan Almadova, Nolan Baker, Duane Coleman, James Elias, Larry Goeas, Mark Kafentzsis, Kani Kauahi, Carl Kenneybrew, Doug Kyle, Lee Larsen, Merv Lopes, Tim Lyons, Dana McLemore, Jim Mills, Andy Moody, Ken Moore, Falaniko Noga, Ron Pennick, Verlon Redd, Reggie Robinson, Jesse Sapolu, Itai Sataua, David Toloumu, Daryl Williams, Anthony Woodson <b>Warrior of the Year:</b> Larry Goeas		
1980	Gary Allen, Bryan Almadova, Jim Asmus, Dino Babers, Dave Barbour, George Bell, Blane Gaison, Larry Goeas, Keoni Jardine, Lyndell Jones, Mark Kafentzsis, Doug Kyle, Merv Lopes, Tim Lyons, Dana McLemore, Andy Moody, James Moore, Falaniko Noga, Rick Obbema, Ron Pennick, Eugene Price, Verlon Redd, Ed Riewerts, Reggie Robinson, Jesse Sapolu, Mike Stennis, Marcus Tarver, David Toloumu <b>Warriors of the Year:</b> Larry Goeas and Falaniko Noga		
1979	Keith Ah Yuen, Gary Allen, Jim Asmus, Wayne Black, Blane Gaison, Larry Goeas, Keoni Jardine, Lyndell Jones, Doug Kyle, Steve Lehor, Dana McLemore, Andy Moody, James Moore, Rick Obbema, Eugene Price, Ed Riewerts, Jesse Sapolu, Itai Sataua, Jerry Scanlan, Mike Schook, Marcus Tarver, Tom Tuinei		
1978	Gary Allen, Mike Arvanetis, Dave Barbour, Wayne Black, Jeff Cabral, Tom Clark, Burton Coloma, Greg Cummings, Jeff Duva, Blane Gaison, Wilbert Haslip, Mike Jackson, DeWayne Jett, Chris Johnson, Nelson Maeda, Greg McElroy, Kevin Scullion, Arthur Smith, Gary Spotts, Junior Talaesea, Tom Tuinei, Scott Voeller, Jack Wright		
1977	Mike Arvanetis, Kent Conley, Greg Cummings, Jeff Duva, Curtis Goodman, Gerald Green, Wilbert Haslip, Floyd Jones, Harris Matsushima, Tom Murphy, Pat Schmidt, Tom Tuinei, Rick Wagner, Jack Wright		

# TEAM AWARDS

## ALEC WATERHOUSE

### MOST VALUABLE PLAYER

The Alec Waterhouse Most Valuable Player Award is named after the founder and chairman of the Na Koa Football Booster Club and an original member of the 'Ahahui Koa Anuenue Board of Directors. Waterhouse's substantial contributions made possible the purchase of weight room equipment for the UH Physiology Research and Training Facility, which is named in his honor. The award has been presented annually since 1977. No awards were presented in 2020 and '21

2019	Cole McDonald
2018	John Ursua
2017	Diocemy Saint Juste
2016	Marcus Kemp
2015	Ben Clarke
2014	Scott Harding
2013	Scott Harding
2012	Mike Edwards
2011	Bryant Moniz
2010	Bryant Moniz
2009	John Estes
2008	David Veikune
2007	Colt Brennan
2006	Ross Dickerson
2005	Derek Faavi
2004	Timmy Chang
2003	Travis LaBoy
2002	Pisa Tinoisamoa
2001	Ashley Lelie, Chris Brown, Sean Butts
2000	James Fenderson
1999	Dan Robinson, Jeff Ulbrich
1998	Wesley Morris
1997	Eddie Klaneski
1996	Eddie Klaneski
1995	Clint Kuboyama
1994	Junior Faavae
1993	Michael Carter
1992	Travis Sims
1991	Jason Elam
1990	Garrett Gabriel
1989	Walter Briggs
1988	Amosa Amosa
1987	William Bell, Heikoti Fakava
1986	Al Noga
1985	Kent Kafentzis
1984	Raphel Cherry
1983	Raphel Cherry
1982	Carl Kenneybrew, Jesse Sapolu
1981	Gary Allen
1980	Blane Gaison
1979	Gary Allen, Blane Gaison
1978	Wilbert Haslip
1977	Harris Matsushima

## BEN YEE MOST

### INSPIRATIONAL AWARD

The Ben Yee Most Inspirational Award is presented annually to the player(s) who exemplifies courage and leadership during the season. Ben Yee was a long-time supporter of UH football who formed the Na Koa Football Booster Club with Alec Waterhouse and Ed Wong. From 1969-76, the award was named after former head coach Clark Shaughnessy. No award was presented from 1977-94; 2012-15 and 2020-21.

2019	Jeremiah Pritchard
2018	Kaimana Padello
2017	Kalepo Naotala
2016	RJ Hollis
2011	Corey Paredes
2010	Corey Paredes
2009	Blaze Soares
2008	Jake Ingram, Ryan Mouton
2007	Michael Lafaele
2006	Tala Esera
2005	Meliila Purcell
2004	Lui Fuga
2003	Lance Samuseva
2002	Lance Samuseva
2001	Mike Iosua
2000	Lui Fuga, Nate Jackson, Vince Manuwai
1999	Joe Correia
1998	Wesley Morris
1997	Chris Shinnick
1996	Eddie Klaneski
1995	Mike Petersen
1976	A.J. Cleveland
1975	Arnold Morgado
1974	Cliff Laboy
1973	Simeon Alo
1972	Elroy Chong
1971	Randy Ingraham
1970	Jim Kalili
1969	Jack Spithill

### MOST VALUABLE SCOUTS

2019	Off.: Jaden Allen Def.: Alema Kapoi
2018	Off.: Stephan Bernal-Wendt Def.: Jonah Lauulu
2017	Off.: Tristan Kamaka Def.: KK Padello
2016	Off.: Genta Ito Def.: Cole Carter
2015	Off.: John Ursua Def.: Tevarua Eldridge
2014	Off.: Ryan Tuiaso, Tavita Eli Def.: Ka'au Gifford, Tumua Tuinei
2013	Off.: John Wa'a Def.: David Manoa
2012	Off.: Taylor Graham, Hunter Hollowed Def.: Brian Clay, Joshua Donovan
2011	Kendrick Van Ackeren
2010	Daryl McBride, Jr.
2009	Brett Leonard
2008	Off.: Shane Austin Def.: Alasi Toilolo ST: Ryan Perry
2007	Off.: Jake Santos

	Def.: Elliott Purcell ST: Kenny Estes
2006	Off.: William Brogan Def.: Ryan Perry ST: Jayson Rego
2005	Off.: John Estes Def.: C.J. Tausaga ST: Joshua Rice
2004	Off.: Keith AhSoon Def.: Lafu Tuioti-Mariner ST: Orlando Wong
2003	Off.: Doug Wylie Def.: Laiana Wong ST: Rustin Saole
2002	Off.: Garrett Dearing Def.: Tanuvasa Moe ST: Gary Wright
2001	Off.: Michael Brewster Def.: Ikaika Curnan ST: Gary Wright
2000	Off.: Jonathan Kauka Def.: Colin Wills ST: Kelvin Millhouse, Jr.
1999	Off.: Kevin Gilbride Def.: Gary Wright
1998	Off.: Thero Mitchell Def.: Chris Riccardi
1997	Off.: Fred Lau Def.: Jay Amina
1996	Off.: Quincy Jacobs Def.: Scott Sherwood ST: Damien Arafiles
1995	Off.: Sione Tafuna, Hunter Young Def.: Sam Collins ST: Alan Hackbarth
1994	Off.: Bojo Ring Def.: Kamuela Cobb-Adams ST: Dennis Kauwe
1993	Off.: Johnny Macon Def.: Brian Chapman ST: Will Ogburn
1992	Off.: Todd Woods Def.: Tama Satele ST: Greg Roach
1991	Off.: Rod York Def.: Benjamin Prohm
1990	Off.: Ivin Jasper Def.: Nalei Cox
1989	Off.: Ollie Myrick Def.: David Tanuvasa
1988	Off.: Darin Oshiro Def.: Manly Williams
1987	Off.: Nuuanu Kaulia Def.: Haku Kahoano
1986	Off.: Warren Jones Def.: Ross Yamasaki
1985	Off.: Kalani Kaleleiki Def.: Larry Jones
1984	Off.: Greg Tipton Def.: Tim Lorenz
1983	Off.: Charlie Moetului Def.: John Goeas
1982	Off.: Kevin Haggerty Def.: Colin Scotts
1981	Off.: Quentin Flores Def.: Jack Sims
1980	Off.: Ron Han Def.: Rich Miano
1979	Off.: Rip Gourley Def.: Kelly Scullion
1977	Off.: E.E. Price Def.: Harding Parilla

# ALL-STAR GAMES

## HULA BOWL

More than 150 former Rainbow Warriors have participated in the Hula Bowl, which ran from 1947-2008, before being revived after the 2019 season. A UH player was named the bowl's MVP three times (Nick Rolovich, 2002; Blane Gaison, 1982; and Tim Buchanan; 1970) while Chris Brown was defensive player of the game in 2003.

2021	Kohl Levao, OL Jared Smart, WR	1999	Quincy LeJay, DB Andy Phillips, OL Dan Robinson, QB Tony Tuioti, DL	1981	Jim Asmus, K/P Blane Gaison, DB (MVP)
2020	Rlco Bussey, WR Taaga Tuulima, OL			1980	DeWayne Jett, WR Jerry Scanlan, TE
2019	Dayton Furuta, RB Jason-Matthew Sharsh, WR Solomon Matautia, LB Ikem Okeke, DB Kaimana Padello, DL JoJo Ward, WR	1998	Ben Bright, DL Stephen Gonzales, LB Mark Mollner, LB	1979	Jeff Duva, QB Wilbert Haslip, RB
2007	C.J. Hawthorne, WR Michael Lafaele, DL Myron Newberry, DB Karl Noa, DL Jacob Patek, DB Amani Purcell, DL Jason Rivers, WR Hercules Satele, OL Larry Sauafea, OL	1997	Eddie Klaneski, DB Shane Oliveira, OL Chris Shinnick, DB	1978	Harris Matsushima, DT Paul Schmidt, DB
2006	Ikaika Alama-Francis, DE Ross Dickerson, WR Nate Ilaoa, RB Reagan Mauia, RB Leonard Peters, S Melila Purcell, DE Dane Uperesa, OL	1996	Demitreus Henderson, DB	1976	Cliff Laboy, DL Arnold Morgado, RB Pat Richardson, DL John Woodcock, DL
2005	Brandon Eaton, OL Kila Kamakawiwo'ole, LB Lono Manners, DB Tanuvasa Moe, LB/LS	1995	Matt Harding, ST Clint Kuboyama, DB George Noga, DT	1975	Ken Shibata, DB
2004	Timmy Chang, QB Uriah Moenoa, OL Chad Owens, WR	1994	Carlos Anderson, CB Junior Faavae, LB Kendall Goo, OL John Veneri, SB	1974	Levi Stanley, DL
2003	Houston Ala, DL Jeremiah Cockheran, WR Hyrum Peters, S Lance Samuseva, DT	1993	Lene Amosa, OL Taase Faumui, DL Travis Fonseca, OL Brian Gordon, SB Ivin Jasper, SB/QB Peter Pale, OL Stewart Williams, LB	1972	Larry Sherrer, RB
2002	Chris Brown, LB Sean Butts, S Justin Colbert, WR Laanui Correa, DE Lui Fuata, OL Mat McBriar, P	1992	Bryan Addison, DB Jason Elam, PK/P Travis Sims, RB Maa Tanuvasa, DL Doug Vaioleti, OL	1971	Jim Kalili, G
2001	Jacob Espiau, S Mike Iosua, DT Nate Jackson, S Manly Kanoa, OG Nick Rolovich, QB (MVP) Craig Stutzmann, WR	1991	Shawn Ching, OL Manly Williams, DL	1970	Jack Spithill, OT Jon Weber, OT
2000	Rinda Brooks, LB James Fenderson, RB Robert Kemfort, LB Dee Miller, DB Doug Sims, DL	1990	Garrett Gabriel, QB Dane McArthur, RB Mark Odom, LB Sean Robinson, OL Mike Tresler, DB	1969	Tim Buchanan, LB (MVP) McKinley Reynolds, E
		1989	Walter Briggs, DB Leo Goeas, OL Chris Roscoe, WR	1968	Larry Cole, DT Dick Hough, B
		1988	Amosa Amosa, OL Heikoti Fakava, RB	1967	Agenhart Ellis, T
		1987	Sam Carroll, LB Marco Johnson, WR Al Noga, DT	1965	Larry Price, T
		1986	Ron Hall, TE M.L. Johnson, LB	1964	Joe Kealoha, T
		1985	Raphel Cherry, QB Rich Miano, DB	1963	Milton Hirohata, T
		1984	Bernard Carvalho, OL	1961	Cliff Ograin, E Henry Pang, G
		1983	Carl Kenneybrew, LB Jesse Sapolu, G Reggie Young, FB	1960	Dan Izuka, G George Naukana, T
		1982	Gary Allen, WR Dana McLemore, DB	1958	Colin Chock, E Roland Laanui, T Bill Tam, G
				1957	Ed Kawawaki, B Dick Miller, B Roy Price, T
				1956	Charles Araki, T Henry Ariyoshi, G Roy Dowd, G Hartwell Freitas, B Richard Ueoka, E
				1954	Joe Matsukawa, B Walter Nozoe, G Ed Toma, G Eric Watanabe, G
				1953	Melvin Abreu, B Charles Bessette, B Ellsworth Bush, E Dick Carpenter, B Edwin Ferreira, T Saburo Takayesu, G

# ALL-STAR GAMES

## SENIOR BOWL

Since 1950, the Senior Bowl has showcased the nation's top collegiate players who completed their eligibility. A total of 20 former Rainbow Warriors have travelled to Mobile, Ala., site of the all-star game.

2017	Trayvon Henderson, DB
2012	Luke Ingram, LS
2010	Greg Salas, WR
2008	David Veikune, DL Jake Ingram, LS
2007	Colt Brennan, QB
2005	Samson Satele, C
2004	Abraham Elimimian, DB
2003	Travis LaBoy, DE Isaac Sopoaga, DT
2002	Vince Manuwai, OL Pisa Tinoisamoa, LB
2000	Kynan Forney, OL
1999	Adrian Klemm, OL Kaulana Noa, OL Jeff Ulbrich, LB
1987	Al Noga, DT
1986	Kent Kafentzis, DB Walter Murray, WR
1974	Jeris White, DB

## EAST-WEST SHRINE GAME

Established in 1925, the East-West Shrine Game is the oldest college all-star game in the country. A total of 22 former Warriors have competed in the game.

2021	Calvin Turner Jr., WR
2017	Dejon Allen, OL
2011	Vaughn Meatoga, DL Kaniela Tuipulotu, DL
2010	Alex Green, RB Laupepa Letuli, OL
2009	John Estes, OL
2008	Ryan Mouton, DB
2007	Jason Rivers, WR
2006	Ikaika Alama-Francis, DE Tala Esera, OT
2004	Timmy Chang, QB Chad Owens, WR
2003	Kelvin Millhouse, Jr., CB Isaac Sopoaga, DT
2002	Chris Brown, LB
2001	Manly Kanoa, OG
1993	Taase Faumui, DT
1992	Jason Elam, PK
1984	Falaniko Noga, LB
1976	John Woodcock, DT
1949	Harry Kahuanui, E

## NFLPA COLLEGIATE BOWL

2019	Rojesterman Farris II, DB
2017	Diocemy Saint Juste, RB
2016	Leo Koloamatangi, OL Rigoberto Sanchez, PK
2013	Chris Gant, WR Sean Schroeder, QB
2011	Zach Masch, DL

## SPIRAL TROPICAL BOWL

2021	Colby Burton, DB Eugene Ford, DB Gene Pryor, OL
------	---

## OTHER DEFUNCT GAMES

### BLUE-GRAY GAME

1986	Kent Kafentzis, DB
------	--------------------

### CASINO DEL SOL CHALLENGE

2012	Alex Dunnachie, P Paipai Falemalu, DL
2011	Aaron Brown, LB Brett Leonard, OL Royce Pollard, WR

### COLLEGE ALL-STAR GAME

1976	John Woodcock, DT
------	-------------------

### COACHES ALL-AMERICA GAME

1976	John Woodcock, DT
------	-------------------

### JAPAN BOWL

1992	Jason Elam, PK
1991	Herman Talley, LB
1989	Larry Jones, OL
1988	Mark Nua, OL
1983	Carl Kenneybrew, LB Jesse Sapolu, G Reggie Young, FB
1982	Gary Allen, WR
1982	Dana McLemore, DB
1980	Scott Voeller, LB
1979	Gary Spotts, DL
1978	Harris Matsushima, DL

### OLYMPIA GOLD BOWL

1982	David Toloumu, RB
------	-------------------

# NFL WARRIORS



**DAVONE BESS**



**RIGOBERTO SANCHEZ**



**ISAAC SOFOAGA**



**VINCE MANUWAI**

Player	Yrs At UH	Pos.	NFL Team (Years)
Bryan Addison	1989	DB	Houston Oilers (1995)
Charles Aiu	1972-75	OT	San Diego Chargers (1976-78) Seattle Seahawks (1978)
Mike Akiu	1982-84	WR	Houston Oilers (1985-86)
Ikaika Alama-Francis	2003-06	DE	Detroit Lions (2007-08) Miami Dolphins (2010-11)
Gary Allen	1978-81	RB	Houston Oilers (1982-83) Dallas Cowboys (1983-84)
Jim Asmus	1979-80	PK	San Francisco (1987)
Dan Audick^	1974-76	OT	St. Louis Cardinals (1977, 1983-84) San Francisco 49ers (1981-82)
Davone Bess	2005-07	WR	San Diego Chargers (1978-80) Miami Dolphins (2008-12) Cleveland Browns (2013)
Kerry Brady	1985	PK	Dallas Cowboys (1987) Indianapolis Colts (1988) Buffalo Bills (1989)
Colt Brennan	2005-07	QB	Washington Redskins (2008-09)
Tim Buchanan	1968	LB	Cincinnati Bengals (1969)
Raphel Cherry	1981-84	DB	Washington Redskins (1985) Detroit Lions (1987-88)
Larry Cole^	1967	DE	Dallas Cowboys (1968-80)
Trevor Davis	2011-12	WR	Green Bay Packers (2016-18) Oakland Raiders (2019)
Jason Elam^	1989-92	PK-P	Denver Broncos (1993-2007) Atlanta Falcons (2008-09)
John Estes	2006-09	C	Jacksonville Jaguars (2011)
Nuu Faaola	1982-85	RB	New York Jets (1986-89) Miami Dolphins (1989)
Taase Faumui	1991-93	DT	Pittsburgh Steelers (1994-95) Oakland Raiders (1997)
James Fenderson	1999-2000	RB	New Orleans Saints (2001-03)
Kynan Forney	1998, 2000	OT	Atlanta Falcons (2001-07) San Diego Chargers (2008) Jacksonville Jaguars (2009)
Blane Gaison	1976, '78-80	DB	Atlanta Falcons (1981-84)
Jerro Garcia-Williams	2012-13, '15-16	LB	Denver Broncos (2017)
Leo Goegas	1985, '87-89	OL	San Diego Chargers (1990-92) Los Angeles/St. Louis Rams (1993-96) Baltimore Ravens (1997) Detroit Lions (1972)
John Gordon	1970	OT	Green Bay Packers (2011-12)
Alex Green	2009-10	RB	New York Jets (2013)
Ron Hall	1983, '85-86	TE	Tampa Bay Buccaneers (1987-93) Detroit Lions (1994-95)
Wilbert Haslip	1975-78	RB	Kansas City Chiefs (1979)
C.J. Hawthorne	2006-07	WR	Buffalo Bills (2008-09)
Trayvon Henderson	2013-14, 16-17	WR	Cincinnati Bengals (2019-21)
John Hoffman	1967-68	DE	Washington Redskins (1969-70) Chicago Bears (1971) St. Louis Cardinals (1972) Denver Broncos (1972)
Wayne Hunter	2001-02	OT	Seattle Seahawks (2003-05) Jacksonville Jaguars (2006) New York Jets (2008-11) St. Louis Rams (2012) Buffalo Bills (2015)
Jake Ingram	2005-08	LS	New England Patriots (2009-10) New Orleans Saints (2010) Tennessee Titans (2011)
Joey Iosefa	2011-14	RB	New England Patriots (2015)
M.L. Johnson	1983-86	LB	Seattle Seahawks (1987-89)
June Jones	1974	QB	Atlanta Falcons (1977-81)
Kurt Kafentzis	1981-84	DB	Houston Oilers (1987)
Mark Kafentzis	1980-81	DB	Cleveland Browns (1982) Baltimore/Indianapolis Colts (1983-84)
Kani Kauahi	1981	OL	Seattle Seahawks (1982-86) Green Bay Packers (1988) Phoenix Cardinals (1989-91, '93) Kansas City Chiefs (1992)
Marcus Kemp^	2013-16	WR	<b>Kansas City Chiefs (2017-22)</b>
Keith Kirkwood	2013	WR	<b>New Orleans Saints (2018-19, 22)</b> <b>Carolina Panthers (2021)</b>
Adrian Klemm^	1996-99	OT	New England Patriots (2000-04) Green Bay Packers (2005)
Leo Koloamatangi	2013-16	OL	Detroit Lions (2018) New York Jets (2019)
Travis LaBoy	2001-03	DE	Tennessee Titans (2004-07) Arizona Cardinals (2008) San Francisco 49ers (2010) San Diego Chargers (2011)

# NFL WARRIORS

Player	Yrs At UH	Pos.	NFL Team (Years)
Ashley Lelie	1999-2001	WR	Denver Broncos (2002-05) Atlanta Falcons (2006) San Francisco 49ers (2007) Oakland Raiders (2008)
Vince Manuwai	1999-2002	OG	Jacksonville Jaguars (2003-10)
Reagan Mauia	2005-06	RB	Miami Dolphins (2007) Cincinnati Bengals (2008) Arizona Cardinals (2009) Dallas Cowboys (2004-11) Philadelphia Eagles (2012) Pittsburgh Steelers (2013) San Diego Chargers (2014)
Mat McBriar	2000-02	P	San Francisco 49ers (1982-86, '87) New Orleans Saints (1986) New York Jets (1985-89) Philadelphia Eagles (1991-94) Atlanta Falcons (1995)
Dana McLemore^	1978-81	DB	Baltimore/Indianapolis Colts (1983-84)
Rich Miano	1982-84	DB	Kansas City Chiefs (1977-80) Tennessee Titans (2009-10, '12)
Jim Mills	1979-82	OT	Indianapolis Colts (1986-87)
Arnold Morgado	1974-75	RB	Oakland Raiders (2018-19)
Ryan Mouton	2007-08	DB	St. Louis Rams (2000-01)
Walter Murray	1982-85	WR	Minnesota Vikings (1988-92) Washington Redskins (1993)
Nick Nelson	2014-15	WR	Indianapolis Colts (1994)
Kaulana Noa	1996-99	OT	St. Louis/Phoenix Cardinals (1984-88) Detroit Lions (1989-91)
Al Noga	1984-87	DT	St. Louis Cardinals (1987)
Falaniko Noga	1980-83	LB	Jacksonville Jaguars (2005-07) Carolina Panthers (2011-13) Cleveland Browns (2007-08)
Pete Noga	1983, '85-86	LB	Dallas Cowboys (1973-79) St. Louis Rams (2011)
Chad Owens	2001-04	WR	New England Patriots (2012)
Kealoha Pilares	2007-10	WR	Philadelphia Eagles (2012)
Melila Purcell	2003-06	DE	New York Jets (2013-14)
Golden Richards^	1972	WR	Detroit Lions (2015)
Greg Salas	2007-10	WR	Buffalo Bills (2015-16)
<b>Rigoberto Sanchez</b>	<b>2015-16</b>	<b>P</b>	<b>Indianapolis Colts (2017-22)</b>
Jesse Sapolu^	1979-82	OL	San Francisco 49ers (1983-84, '87-97)
Brashton Satele	2006-08	LB	New York Jets (2010)
Hercules Satele	2004-07	OL	Arizona Cardinals (2008)
Samson Satele	2003-06	C	Miami Dolphins (2007-08; '14) Oakland Raiders (2009-11) Indianapolis Colts (2012-13)
Jerry Scanlan	1976-79	OT	Washington Redskins (1980-81)
Colin Scotts	1983-85	DT	St. Louis Cardinals (1987)
Mana Silva	2008-10	DB	Dallas Cowboys (2011-12) Buffalo Bills (2012)
Jack Sims	1982-84	OL	Seattle Seahawks (1987)
Isaac Sopoaga	2002-03	DT	San Francisco 49ers (2004-12) Philadelphia Eagles (2013) New England Patriots (2013)
Jeff Sydnor	1989-91	WR/KR	Philadelphia Eagles (1992-95)
Maa Tanuvasa^	1990-92	DL	Los Angeles Rams (1993) Denver Broncos (1995-2000) San Diego Chargers (2001)
<b>Jahlani Tavai</b>	<b>2015-18</b>	<b>LB</b>	<b>Detroit Lions (2019-20)</b> <b>New England Patriot (2021-22)</b>
Johnny Taylor	1982-83	LB	Atlanta Falcons (1984-86) Miami Dolphins (1986) San Diego Chargers (1987)
Pisa Tinoisamoa	2000-02	LB	St. Louis Rams (2003-08) Chicago Bears (2009-10)
Mark Tuinei^	1982	DT	Dallas Cowboys (1983-1997)
Tom Tuinei	1976-79	DT	Detroit Lions (1980)
Jeff Ulbrich	1998-99	LB	San Francisco 49ers (2000-09)
John Ursua	2016-18	WR	Seattle Seahawks (2019-21)
David Veikune	2006-08	DE	Cleveland Browns (2009) Denver Broncos (2010)
Jeris White^	1970-73	DB	Miami Dolphins (1974-76) Tampa Bay Buccaneers (1977-79) Washington Redskins (1980-82)
Hauoli Wong	1995	OL	Oakland Raiders (2003)
John Woodcock	1974-75	DT	Detroit Lions (1976-80) San Diego Chargers (1981-82)



**MARCUS KEMP**



**LEO KOLOAMATANGI**



**GREG SALAS**



**JAHLANI TAVAI**

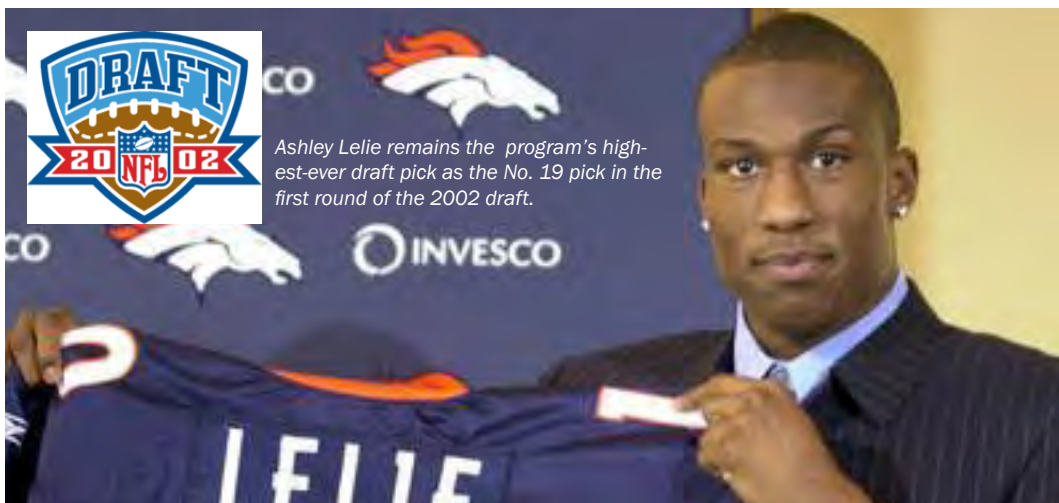
*bold indicates active player through 2021 season*

*^ - Super Bowl Champion*

# NFL DRAFT PICKS



Ashley Lelie remains the program's highest-ever draft pick as the No. 19 pick in the first round of the 2002 draft.



A total of 73 former Rainbow Warriors have been selected in the NFL Draft. In the 2002 draft, wide receiver Ashley Lelie was the program's highest pick, taken in the first round (19th overall) by the Denver Broncos. A record five players were taken in the 2007 draft.

Player	Year	Rd	Pick	Pos	Team
Cole McDonald	2020	7	224	QB	Tennessee Titans
Jahlani Tavai	2019	2	43	LB	Detroit Lions
John Ursua	2019	7	236	WR	Seattle Seahawks
Joey Iosefa	2015	7	231	RB	Tampa Bay Buccaneers
Aaron Brown	2012	7	209	LB	St. Louis Rams
Alex Green	2011	3	96	FB	Green Bay Packers
Greg Salas	2011	4	112	WR	St. Louis Rams
Kealoha Pilares	2011	5	132	WR	Carolina Panthers
David Veikune	2009	2	52	DL	Cleveland Browns
Ryan Mouton	2009	3	94	DB	Tennessee Titans
Jake Ingram	2009	6	198	LS	New England Patriots
Colt Brennan	2008	6	186	QB	Washington Redskins
Ikaika Alama-Francis	2007	2	58	DE	Detroit Lions
Samson Satele	2007	2	60	C	Miami Dolphins
Reagan Mauia	2007	6	181	FB	Miami Dolphins
Melila Purcell	2007	6	200	DE	Cleveland Browns
Nate Iloa	2007	7	236	FB	Philadelphia Eagles
Chad Owens	2005	6	185	WR	Jacksonville Jaguars
Travis LaBoy	2004	2	42	DE	Tennessee Titans
Isaac Sopoaga	2004	4	104	DT	San Francisco 49ers
Pisa Tinoisamoa	2003	2	43	OLB	St. Louis Rams
Vince Manuwai	2003	3	72	G	Jacksonville Jaguars
Wayne Hunter	2003	3	73	T	Seattle Seahawks
Ashley Lelie	2002	1	19	WR	Denver Broncos
Kynan Forney	2001	7	219	G	Atlanta Falcons
Adrian Klemm	2000	2	46	T	New England Patriots
Jeff Ulbrich	2000	3	86	LB	San Francisco 49ers
Kaulana Noa	2000	4	104	T	St. Louis Rams
Ta'ase Faumui	1994	4	122	DE	Pittsburgh Steelers
Jason Elam	1993	3	70	K	Denver Broncos
Maa Tanuvasa	1993	8	209	DT	Los Angeles Rams
Darrick Branch	1993	8	220	WR	Tampa Bay Buccaneers
Jeff Snyder	1992	6	160	WR	Philadelphia Eagles
Leo Goeas	1990	3	60	T	San Diego Chargers



# NFL DRAFT PICKS

<b>Player</b>	<b>Year</b>	<b>Rd</b>	<b>Pick</b>	<b>Pos</b>	<b>Team</b>
Leo Goeas	1990	3	60	T	San Diego Chargers
Al Noga	1988	3	71	DE	Minnesota Vikings
Marco Johnson	1988	10	271	WR	Houston Oilers
Colin Scotts	1987	3	70	DT	St. Louis Cardinals
Ron Hall	1987	4	87	TE	Tampa Bay Buccaneers
Joe Onosai	1987	6	151	T	Dallas Cowboys
M.L. Johnson	1987	9	243	LB	Seattle Seahawks
Walter Murray	1986	2	45	WR	Washington Redskins
Kent Kafentzis	1986	9	227	DB	St. Louis Cardinals
Nuu Faaola	1986	9	245	RB	New York Jets
Raphel Cherry	1985	5	122	DB	Washington Redskins
Rich Miano	1985	6	166	DB	New York Jets
Mike Akiu	1985	7	170	WR	Houston Oilers
Bernard Carvalho	1984	7	194	OL	Miami Dolphins
Niko Noga	1984	8	201	LB	St. Louis Cardinals
Anthony Edgar	1983	7	174	RB	Philadelphia Eagles
Jim Mills	1983	9	225	T	Baltimore Colts
Jesse Sapolu	1983	11	289	G	San Francisco 49ers
Gary Allen	1982	6	148	RB	Houston Oilers
David Toloumu	1982	7	176	RB	Atlanta Falcons
Mark Kafentzis	1982	8	199	DB	Cleveland Browns
Dana McLemore	1982	10	269	DB	San Francisco 49ers
DeWayne Jett	1980	9	222	WR	Detroit Lions
Tom Tuinei	1980	9	223	DT	Detroit Lions
Wilbert Haslip	1979	8	210	RB	San Diego Chargers
Dan Audick	1977	4	106	T	Pittsburgh Steelers
John Woodcock	1976	3	76	DT	Detroit Lions
Curtis Akins	1976	9	254	C	Washington Redskins
Jeris White	1974	2	52	DB	Miami Dolphins
Levi Stanley	1974	17	425	DT	San Francisco 49ers
Golden Richards	1973	2	46	WR	Dallas Cowboys
John Conley	1973	16	410	TE	Dallas Cowboys
Richard Ruppert	1972	10	257	T	Kansas City Chiefs
Henry Sovio	1972	13	327	TE	Atlanta Falcons
Rocky Pamplin	1971	10	239	RB	New Orleans Saints
Ed Foote	1971	16	403	C	San Diego Chargers
Larry Arnold	1970	12	308	QB	Los Angeles Rams
Tim Buchanan	1969	8	187	LB	Cincinnati Bengals
McKinley Reynolds	1969	10	241	TE	New Orleans Saints
Larry Cole	1968	16	428	DE	Dallas Cowboys

# NFL FREE AGENTS

More than 100 Rainbow Warriors have signed NFL free-agent contracts since 1966. UH has had a player drafted or signed as a free agent every year since 2000. Active NFL players Marcus Kemp (Kansas City Chiefs), and Rigo Sanchez (Indianapolis Colts) are among the former Rainbow Warriors who have made the 53-man roster for their respective teams as a free agent.

Player	Year	Pos	Team
Zion Bowens	2023	WR	Washington Commanders
Ilim Manning	2023	OL	San Francisco 49ers
Jordan Murray	2023	TE	Houston Texans
Caleb Phillips	2023	TE	New York Giants
Cortez Davis	2022	DB	Denver Broncos
Eugene Ford	2022	DB	Jacksonville Jaguars
Gene Pryor	2022	OL	Kansas City Chiefs
Jared Smart	2022	WR	Arizona Cardinals
Rico Bussey	2021	WR	Pittsburgh Steelers
Rojesterman Farris II	2020	DB	Atlanta Falcons
Jojo Ward	2020	WR	Arizona Cardinals
Dejon Allen	2018	OL	Chicago Bears
Trayvon Henderson	2018	DB	Cincinnati Bengals
Jerrol Garcia-Williams	2017	LB	Denver Broncos
Marcus Kemp	2017	WR	Kansas City Chiefs
Leo Koloamatangi	2017	OL	Detroit Lions
Rigoberto Sanchez	2017	PK/P	Indianapolis Colts
Ben Clarke	2016	OL	Kansas City Chiefs
Max Wittek	2016	QB	Jacksonville Jaguars
Kody Afusia	2015	OL	Arizona Cardinals
Charles Clay	2014	DB	Green Bay Packers
Brenden Daley	2014	LB	Atlanta Falcons
Mike Edwards	2013	DB	New York Jets
Paipai Falemalu	2013	DL	Cleveland Browns
Luke Ingram	2013	LS	Pittsburgh Steelers
Zach Masch	2012	DL	Seattle Seahawks
Royce Pollard	2012	WR	New York Jets
Vaughn Meatoga	2012	DL	Washington Redskins
Corey Paredes	2012	LB	Minnesota Vikings
Liko Satele	2012	DL	Arizona Cardinals
Rodney Bradley	2011	WR	Baltimore Ravens
Laupepa Letuli	2011	OL	Dallas Cowboys
Mana Silva	2011	S	Dallas Cowboys
John Estes	2010	OL	Jacksonville Jaguars
Ray Hisatake	2010	OL	Carolina Panthers
Aaron Kia	2010	OL	New York Jets
Brashton Satele	2010	LB	New York Jets
Jameel Dowling	2009	CB	Arizona Cardinals
Solomon Elimimian	2009	LB	Buffalo Bills
Joshua Leonard	2009	DT	Houston Texans
Davone Bess	2008	WR	Miami Dolphins
Ryan Grice-Mullen	2008	WR	Houston Texans/ Chicago Bears
C.J. Hawthorne	2008	WR	Atlanta Falcons
Jason Rivers	2008	WR	Tennessee Titans
Hercules Satele	2008	C	Arizona Cardinals
Tala Esera	2007	OT	Miami Dolphins
Kenny Patton	2007	CB	Oakland Raiders
Leonard Peters	2007	S	New York Jets
Dane Uperesa	2007	OT	Cincinnati Bengals
Lawrence Wilson	2007	DT	Baltimore Ravens
Timmy Chang	2005	QB	Arizona Cardinals
Abraham Elimimian	2005	CB	San Diego Chargers
Lui Fuga	2005	DT	San Diego Chargers
Jeremiah Cockheran	2004	WR	Cincinnati Bengals
Kevin Jackson	2004	DE	Green Bay Packers
Kelvin Millhouse, Jr.	2004	CB	Miami Dolphins
Chris Brown	2003	LB	Baltimore Ravens
Mat McBriar	2003	P	Denver Broncos
Robert Grant	2002	S	Cincinnati Bengals
Mike Iosua	2002	DL	San Francisco 49ers
Nate Jackson	2002	S	Tennessee Titans

Player	Year	Pos	Team
Manly Kanoa	2002	OL	Atlanta Falcons
Nick Rolovich	2002	QB	Denver Broncos
Brian Smith	2002	OL	Baltimore Ravens
James Fenderson	2001	RB	New Orleans Saints
Dwight Carter	2000	WR	San Francisco 49ers
Andy Phillips	2000	OG	San Diego Chargers
Dustin Owen	2000	C	San Francisco 49ers
Dan Robinson	2000	QB	Baltimore Ravens
Yaphet Warren	2000	LB	Seattle Seahawks
Brannon Kennedy	1996	WR	Washington Redskins
Kendall Goo	1995	OL	New Orleans Saints
Bryan Addison	1993	DB	Oakland Raiders
Travis Sims	1993	RB	Denver Broncos
Mitch Kaialii	1992	OT	San Diego Chargers
Walter Briggs	1989	DB	Houston Oilers
Chris Roscoe	1989	WR	Chicago Bears
William Bell	1988	RB	Chicago Bears
Kerry Brady	1988	PK	Buffalo Bills
Sam Carroll	1988	DT	Oakland Raiders
Heikoti Fakava	1988	RB	Seattle Seahawks
Daniel Crowell	1987	RB	St. Louis Cardinals
David Dyas	1987	WR	Green Bay Packers
Kyle Kafentzis	1987	DB	Chicago Bears
Pete Noga	1987	LB	St. Louis Cardinals
Ana Tuiaosopo	1986	DL	Kansas City Chiefs
Jim Asmus	1985	K	Washington Redskins
Kurt Kafentzis	1985	DB	Houston Oilers
Tom McCarthy	1985	P	Kansas City Chiefs
Jack Sims	1985	OL	Seattle Seahawks
Carl Kennybrew	1984	LB	Denver Broncos
Johnny Taylor	1984	LB	Atlanta Falcons
Mark Tuinei	1983	OL	Dallas Cowboys
Dave Barbour	1982	TE	Denver Broncos
Kani Kauahi	1982	OL	San Francisco 49ers
Merv Lopes	1982	WR	Denver Broncos
Marcus Tarver	1982	LB	Denver Broncos
Reggie Young	1982	RB	Denver Broncos
Verlon Redd	1981	DB	San Francisco 49ers
Jim Asmus	1980	PK	Buffalo Bills
Blane Gaison	1980	DB	Atlanta Falcons
Rick Obbema	1980	DT	Philadelphia Eagles
Larry Dorsey	1979	DB	New England Patriots
Jerry Scanlan	1979	OT	Washington Redskins
Arthur Smith	1978	TE	Denver Broncos
Floyd Jones	1977	DE	Dallas Cowboys
Pat Schmidt	1977	S	Los Angeles Rams
Andrew Cleveland	1976	LB	Philadelphia Eagles
Charles Aiu	1976	OT	San Diego Chargers
Don Herrold	1975	LB	Los Angeles Rams
Cliff LaBoy	1975	DE	San Francisco 49ers
Arnold Morgado	1975	RB	Kansas City Chiefs
Bob Winkfield	1975	OL	Minnesota Vikings
James Kalili	1974	OG	Washington Redskins
Howard Stringert	1973	DB	San Diego Chargers
Larry Dorsey	1972	DB	New England Patriots
Larry Sherrer	1972	RB	New York Giants
Dennis Wyckoff	1972	RB	Dallas Cowboys
John Gordon	1970	OT	Washington Redskins
John Hammond	1969	DT	Washington Redskins
John Hoffman	1968	DE	Washington Redskins
Mark Rengal	1967	DT	New Orleans Saints
Larry Price	1966	OL	Los Angeles Rams

# 'BOWS IN THE SUPER BOWL

A total of 13 former Rainbow Warriors have competed in the Super Bowl with 11 of them earning the distinction of champion. Larry Cole made five Super Bowl appearances as a defensive lineman for the Dallas Cowboys and became the first UH player to compete in the game in 1971. Meanwhile, Jesse Sapolu won four Super Bowl rings as the starting center for the San Francisco 49ers.

## Super Bowl Champions

Name	Pos.	Team	Year
Dan Audick	OT	San Francisco 49ers	1982
Larry Cole	DE	Dallas Cowboys	1972, 1978
Jason Elam	PK	Denver Broncos	1998, 1999
Marcus Kemp	WR	Kansas City Chiefs	2020, 2023
Adrian Klemm	OT	New England Patriots	2002, 2004, 2005
Dana McLemore	DB	San Francisco 49ers	1985
Golden Richards	WR	Dallas Cowboys	1978
Jesse Sapolu	OL	San Francisco 49ers	1985, 1989, 1990, 1995
Ma'a Tanuvasa	DL	Denver Broncos	1998, 1999
Mark Tuinei	OT	Dallas Cowboys	1993, 1994, 1996
Jeris White	CB	Washington Redskins/Commanders	1983

## Super Bowl Participants

Name	Pos.	Team	Year
Dan Audick	OT	San Francisco 49ers	1982
Larry Cole	DE	Dallas Cowboys	1971, 1972, 1976, 1978, 1979
Jason Elam	PK	Denver Broncos	1998, 1999
Marcus Kemp	WR	Kansas City Chiefs	2020, 2023
Adrian Klemm	OT	New England Patriots	2002, 2004, 2005
Travis Laboy	DL	Arizona Cardinals	2009
Dana McLemore	CB	San Francisco 49ers	1985
Golden Richards	WR	Dallas Cowboys	1976, 1978
Isaac Sopoaga	DL	San Francisco 49ers	2013
Jesse Sapolu	OL	San Francisco 49ers	1985, 1989, 1990, 1995
Ma'a Tanuvasa	DL	Denver Broncos	1998, 1999
Mark Tuinei	OT	Dallas Cowboys	1993, 1994, 1996
Jeris White	CB	Washington Redskins/Commanders	1983



Marcus Kemp is the most recent UH player to compete in the Super Bowl. He earned his second ring with the Kansas City Chiefs when they defeated the Philadelphia Eagles in Super Bowl LVII on Feb. 12, 2023 in Glendale, Ariz.



Dozens of former UH players have enjoyed professional careers over the decades in far-ranging leagues from the AFL, to the CFL to NFL Europe. One such player is UH's all-time tackles leader Solomon Elimimian who became a CFL first-ballot Hall of Famer in 2023. UH also saw a half dozen Rainbow Warriors take part in the newly rebooted XFL in 2023.

## CANADIAN FOOTBALL LEAGUE (CFL)

### BRITISH COLUMBIA LIONS

Kesi Afalava, DT, free agent, 1984  
 Dino Babers, RB, free agent, 1984  
 Solomon Elimimian, LB, free agent, 2010  
 Ryan Grice-Mullen, WR, free agent, 2008  
 Mefy Koloamatangi, DL, free agent, 2019  
 Adam Leonard, LB, free agent, 2010  
 David Maeva, LB, 3rd round, 1996  
 Chad Mock, WR, free agent, 2007  
 Craig Stutzmann, WR, free agent, 2002  
 Makani Kema-Kaleiwahea, LB, FA, 2018

### CALGARY STAMPEDERS

Channon Harris, WR, free agent, 2002  
 Bryant Moniz, QB, free agent, 2014  
 Ken Moore, TE, free agent, 1982  
 Brian Norwood, DB, free agent, 1988  
 Mark Odom, OLB, free agent, 1991  
 Bernard Quarles, QB, free agent, 1985  
 Alvis Satele, LB, free agent, 1985  
 Joe Seumalo, DL, free agent, 1988  
 Anthony Woodson, LB, free agent, 1984

### HAMILTON TIGER-CATS

Timmy Chang, QB, free agent, 2007  
 Larry Dorsey, DB, free agent, 1979  
 Alex Green, RB, free agent, 2017  
 Jacob Patek, DB, free agent, 2009  
 Penei Pavihi, 1st round (Global Draft), 2023  
 Kealoha Piliars, WR, free agent, 2015  
 Royce Pollard, WR, free agent, 2017

### EDMONTON ELKS

Warren Jones, qb, free agent, 1988  
 Ryan Meskell, pk, free agent, 2022  
 Hyrum Peters, db, free agent, 2004

### MONTREAL ALOUETTES

Bill Massey, RB, free agent, 1970  
 Chad Owens, WR, free agent, 2009  
 Jacob Patek, DB, free agent, 2010  
 Jalen Rogers, DB, free agent, 2017

### OTTAWA REDBLACKS

Charles Clay, LB, free agent, 2014  
 Blessman Ta'ala, 1st round (Global Draft), 2023

### SASKATCHEWAN ROUGHRIDERS

Colt Brennan, QB, free agent, 2011  
 Justin Colbert, WR, free agent, 2003  
 Solomon Elimimian, LB, free agent, 2019  
 Dane McArthur, SB, free agent, 1991  
 Kim McCloud, DB, free agent, 1991  
 Pat Richardson, DE, free agent, 1975  
 Ramsey Simmons, DE, free agent, 1973  
 David Veikune, DE, free agent, 2011

### TORONTO ARGONAUTS

Dejon Allen, OL, free agent, 2021  
 Saipele Manutai, LB, free agent, 1975  
 Cole McDonald, QB, free agent, 2021  
 Zac Odom, DB, free agent, 1995

### WINNIPEG BLUE BOMBERS

Michael Coulson, CB, free agent, 1989  
 Matt Elam, DT, free agent, 2000  
 Tui Eilii, OL, 4th round, 2019  
 Joe Nobles, WR, free agent, 1986

## WORLD LEAGUE OF AMERICAN FOOTBALL/NFL EUROPE

### AMSTERDAM ADMIRALS

Abraham Elimimian, DB, 2006-07  
 Taase Faumui, DL, 1998  
 Tanuvasa Moe, LB, 2007

### BARCELONA DRAGONS

Kaulana Noa, OL, 2002

### FRANKFURT GALAXY

Theo Adams, OL, 1996  
 Darrick Branch, WR, 1998

### ORLANDO THUNDER

Chris Roscoe, WR, 1991

### LONDON MONARCHS

Theo Adams, OL, 1991-92  
 Larry Jones, OL, 1991-92

### RHEIN FIRE

Dwight Carter, WR, 2001  
 Timmy Chang, QB, 2006  
 Nick Ma'afala, DL, 1995  
 Nick Rolovich, QB, 2003  
 Joe Seumalo, DL, 1995  
 Doug Sims, DL, 2005  
 Junior Tagoi, DL, 1995

### SACRAMENTO SURGE

Mark Nua, OL, 1991

**ARENA FOOTBALL LEAGUE (AFL)****CLEVELAND GLADIATORS**

Shane Austin, QB, 2014

**COLORADO CRUSH**

Chad Owens, WR, 2008

**COLUMBUS DESTROYERS**

Nate Iloa, RB, free agent, 2008

**DALLAS DESPERADOS**

Shawndel Tucker, free agent, 2001

**GEORGIA FORCE**

Bryant Moniz, QB, free agent, 2012

Richard Torres, DB, free agent, 2012

**GRAND RAPIDS RAMPAGE**

Brandon Eaton, free agent, 2008

**LAS VEGAS GLADIATORS**

Nick Rolovich, QB, free agent, 2004

**LOS ANGELES KISS**

Kody Afusia, OL, free agent, 2015

Charles Clay, DB, free agent, 2015

**ORLANDO PREDATORS**

Jameel Dowling, DB, free agent, 2013

**PITTSBURGH POWER**

Shane Austin, QB, free agent, 2013

Mike Washington, WR, free agent, 2011

**SAN JOSÉ SABERCATS**

Al Noga, DL, free agent, 1996

Ray Hisatake, OL, free agent, 2011

Aaron Kia, OL, free agent, 2011

Francis Maka, DL, free agent, 2011

Reagan Mauia, RB, free agent, 2012

**SAN ANTONIO TALONS**

Ray Hisatake, OL, free agent, 2012

**UNITED FOOTBALL LEAGUE (UFL)****Hartford Colonials**

Colt Brennan, QB, free agent, 2011

Ryan Grice-Mullen, WR, FA, 2011

Jacob Patek, DB, free agent, 2011

**Sacramento Mountain Lions**

Kainoa LaCount, OL, 7th round, 2011

Mana Silva, DB, 10th round, 2011

**UNITED STATES FOOTBALL LEAGUE (USFL)****ARIZONA WRANGLERS**

Pat Schmidt, DB, free agent, 1983

**DENVER GOLD**

Fred Hemphill, DB, 17th round, 1985

**HOUSTON GAMBLERS**

JoJo Ward, WR, free agent, 2022

**MEMPHIS SHOWBOATS**

Lyndell Jones, DB, free agent, 1984

**NEW JERSEY GENERALS**

Tony Holyfield, DL, free agent, 1984

**OKLAHOMA OUTLAWS**

Tom Knight, DB, free agent, 1983

Mitch Pounds, DT, free agent, 1983

**WORLD FOOTBALL LEAGUE (WFL)****HAWAIIANS**

Regis Grice, RB, free agent, 1974

Albert Holmes, RB, free agent, 1974

Glenn Hookano, WR, free agent, 1974

**PHILADELPHIA BELL**

Tim Paul, DB, free agent, 1974

**PORTLAND STORM**

Dan Miller, LB, free agent, 1973

**SOUTHERN CALIFORNIA SUN**

Mike Biscotti, QB, 1975

Ken Shibata, DB, free agent, 1974

**XFL****DC DEFENDERS**

Cortez Davis, DB, 6th rd, 2022

**HOUSTON ROUGHNECKS**

Cole McDonald, QB, free agent, 2022

Cedric Byrd, WR, 3rd rd, 2022

**SAN ANTONIO BRAHMAS**

Kohl Levao, OL, 8th rd, 2022

Calvin Turner, Jr., 2nd rd, WR, 2022

**SEATTLE DRAGONS**

Roe Farris III, DB, 8th rd, 2022

## PANIOLO TROPHY

**Established:** 1979

**Current Holder:** Wyoming (27-20; 2022)



- Awarded to the winner of the Hawai'i-Wyoming football game.
- The term paniolo is used to reference cowboys in Hawai'i.
- Donated by the Wyoming Paniolo Society, a group of Hawai'i residents with roots in Wyoming in an effort to strengthen the bond of friendship between the two institutions.
- The trophy was awarded annually from 1979-97 when both teams were members of the Western Athletic Conference.
- Renewed in 2013 when the teams met for the first time as Mountain West rivals.

## KUTER TROPHY (pronounced COO-ter)

**Established:** 1980

**Current Holder:** Air Force (56-26; 2019)

- Awarded to the winner of the Hawai'i-Air Force football game.
- Named for the late General Laurence S. Kuter, the first head of the Pacific Air Forces Command in 1957.
- Conceived by UH, sponsored by the Pacific Air Command, and designed by the Air Force Academy.
- Presented annually from 1980-97 when both teams were members of the Western Athletic Conference.
- Renewed in 2001 during a non-conference game and again with UH joining the Mountain West Conference in 2012.



## ISLAND SHOWDOWN TROPHY

**Established:** 2017

**Current Holder:** Hawai'i (31-25; 2022)



- Awarded to the winner of the Hawai'i-UNLV football game.
- Sponsored by The California Hotel, the trophy includes both a pineapple - a Vegas-style gold pineapple - and a variation of the Welcome to Fabulous Las Vegas sign.
- Las Vegas has earned the nickname "The Ninth Island" for its long-standing popularity with Hawai'i visitors and transplants.
- Debuted in 2017, although UNLV and Hawai'i squared off 25 times between 1969 and 2016.

## DICK TOMEY LEGACY TROPHY

**Established:** 2019

**Current Holder:** San José State (27-14; 2022)

- Awarded to the winner of the Hawai'i-San José State game.
- Tomey put Hawai'i football on the NCAA Division I map as its head coach for 10 seasons (1977-86).
- After a successful 14-year stint at Arizona, he went on to coach at San José State for five seasons, (2005-09), where he revitalized and energized the Spartan program.
- San José State and Hawai'i first met on the football field on Dec. 11, 1936 and squared off 19 times as non-conference opponents before becoming Western Athletic Conference rivals in 1996 and later Mountain West foes in 2013.





FOUNDED  
**1907**

Land, Sea, Sun,  
and Space Grant  
Designation



LOCATION  
Honolulu,  
O'ahu, HI



**99**  
Bachelors  
Programs

RESEARCH 1  
Designated by the  
Carnegie Institute

ACCREDITATION  
Western Association  
of Schools and  
Colleges (WASC)

TOP 1.5%  
UH Mānoa is  
consistently  
ranked among  
the top 1.5% of  
nearly 24,000  
universities in  
the world!



**87**  
Masters  
Programs

CAMPUS SIZE  
320 Acres

AVG. CLASS SIZE  
33 Lower Division  
20 Upper Division

**52**  
Doctorate  
Programs

### STUDENT CHARACTERISTICS



**60%**  
Hawai'i  
(in-state)



**34%**  
Out-of-State &  
U.S. National



**6%**  
International



**128**  
Countries  
& Regions  
Represented

**19,098**

Total Fall 2021  
Enrollment  
(14,120 Undergraduate,  
4,978 Graduate)

### UNIVERSITY DISTINCTIONS

- 1st place for the Best College in the State of Hawai'i (2021, Honolulu Star Advertiser).
- Ranked in the top 18 International Business undergraduate programs (U.S. News & World Report).
- 25 foreign languages are taught on our campus, the most of any university in the U.S.
- Ranked top 2% in the world for academic and research excellence (2022 Quacquarelli Symonds (QS) World University Rankings).
- Ranked in the top 30 public universities for federal research funding in engineering & science (National Science Foundation).



Average  
temperature



Hawai'i has 2  
official languages:  
Hawaiian & English



The island of O'ahu is  
surrounded by 130 beaches



UH Mānoa is the 6th most  
ethnically diverse university  
in the United States (2021,  
US News and World Report)

# HAWAII

## 2023

### SCHEDULE



AT VANDERBILT  
AUG. 26<sup>TH</sup>



VS. STANFORD  
SEPT. 1<sup>ST</sup>



VS. ALBANY  
SEPT. 9<sup>TH</sup>



AT OREGON  
SEPT. 16<sup>TH</sup>



VS. NEW MEXICO STATE  
SEPT. 23<sup>RD</sup>



AT UNLV  
SEPT. 30<sup>TH</sup>



VS. SAN DIEGO STATE  
OCT. 14<sup>TH</sup>



AT NEW MEXICO  
OCT. 21<sup>ST</sup>



VS. SAN JOSE STATE  
OCT. 28<sup>TH</sup>



AT NEVADA  
NOV. 4<sup>TH</sup>



VS. AIR FORCE  
NOV. 11<sup>TH</sup>



AT WYOMING  
NOV. 18<sup>TH</sup>



VS. COLORADO STATE  
NOV. 25<sup>TH</sup>