



2023

TCU FACT BOOK

COLORADO
SEPT 2



OCT 14
Yale

NEBRASKA
SEPT 9



OCT 21
Baylor

HOUSTON
SEPT 10



NOV 2
Texas Tech

SMU
SEPT 23



NOV 11
Texas

WEST VIRGINIA
SEPT 30



NOV 18
Baylor

OKLAHOMA STATE
OCT 7



NOV 24
Oklahoma

TABLE OF CONTENTS

PLAYERS

All Players _____ 4-39

COACHES / STAFF

Sonny Dykes _____ 40-43

Assistant Coaches _____ 44-54

Support Staff _____ 55

2022 SEASON IN REVIEW

2022 Results / Team Stats _____ 56

Individual Statistics _____ 56-57

Defensive Statistics _____ 58

Game-By-Game Team Statistics _____ 59

Game-By-Game Individual Statistics _____ 60-63

Opponent Game-By-Game Team Statistics _____ 64

Specialty Statistics _____ 65

Season Superlatives _____ 66

RECORDS

Amon G. Carter Stadium Records (All-Time) _____ 67

Team Offensive Records (All-Time) _____ 68-69

Individual Records (All-Time) _____ 70-80

Opponent Records (All-Time) _____ 81-83

Longest Plays in TCU History (All-Time) _____ 84

Miscellaneous Records (All-Time) _____ 85

Bowl Records (All-Time) _____ 86-87

HISTORY

Year-By-Year Records _____ 88

TCU in the National Rankings _____ 89

TCU in the Associated Press Poll _____ 90-92

All-Time Series Records _____ 93

All-Time Series Results _____ 94-104

Bowl History _____ 105-116

Individual Honors _____ 117

All-Conference Selections _____ 118-120

All-Star Game Selections _____ 121

Frogs in the Draft _____ 122

All-Time Letterwinners _____ 123-129

Rogers Trophy Winners _____ 130

CREDITS

The 2023 TCU Football Fact Book is a publication of
TCU Football Communications. Design and layout by
Alexia Scodeller.



24 **BRANT AHLFINGER**
 RB • 5-10 • 223 • REDSHIRT FRESHMAN
 FORT WORTH, TEXAS • ALL SAINTS' EPISCOPAL



2022 | REDSHIRT

Did not see game action in his first year in the program.

10 **THOMAS ARMSTRONG**
 LB • 6-3 • 235 • JUNIOR
 HOLLYWOOD, FLA. • CHAMINADE-MADONNA COLLEGE PREPARATORY



2022 | JUNIOR

Suffered a season-ending injury in the opening game at Colorado.

2021 | SOPHMORE

Played in 11 games ... totaled three tackles on the season with two coming on special teams.

2020 | RED SHIRT FRESHMAN

Saw his first collegiate action in the final three games of the season ... did not record a tackle.

2019 | RED SHIRT

Utilized a redshirt season after being sidelined by injury.

HIGH SCHOOL

Three-star recruit ... rated by 247Sports as the No. 100 defensive end in the nation and the No. 202 overall player in Florida ... had 93 stops with 17 sacks and an interception as a senior ... totaled 12 tackles, including 3.5 for loss, with 1.5 sacks and a quarterback hurry in a 38-10 win over King's Academy in the Class 3A state championship game ... chose TCU over USF and Rutgers.

14 **DJ ALLEN**
 WR • 5-11 • 205 • REDSHIRT FRESHMAN
 GLADEWATER, TEXAS • GLADEWATER HIGH SCHOOL



2022 | RED SHIRT

Sidelined for the season due to injury.

HIGH SCHOOL

Four-star recruit ranked by 247Sports as the No. 28 wide receiver in the nation ... rated the No. 27 player in Texas and No. 161 nationally ... named Most Valuable Player for District 6-3A Division I his junior and senior years ... passed for 741 yards and three touchdowns as a senior while rushing for 1,008 yards and 10 touchdowns ... also caught 12 passes for 288 yards and a score ... recorded 24 tackles, a sack, eight pass breakups, a forced fumble and fumble recovery on defense ... also contributed on special teams ... totaled 71 receptions, 1,604 yards receiving and 18 touchdowns in his Gladewater career ... added 1,133 yards rushing and 10 touchdowns on the ground ... a first-team Texas District 8-3A-I selection at wide receiver his sophomore year ... helped Gladewater to a 10-4 record and a 3A Division I state quarterfinal appearance ... also lettered in basketball, baseball and track and field ... placed fourth as a junior at the 2021 Texas 3A state meet in the 100 (10.92) and eighth in the long jump (20-9) ... set personal records of 10.82 in the 100 and 22-8.25 in the long jump at regionals that year ... ran 10.87 in the 100 as a sophomore.

9 **EMANI BAILEY**
 RB • 5-9 • 207 • JUNIOR
 DENTON, TEXAS • RYAN HIGH SCHOOL • LOUISIANA



2022 | JUNIOR

Played in 14 games ... led the Big 12 with an 8.1 yards per carry average ... placed fourth on TCU with 250 yards rushing ... added seven receptions for 43 yards ... his 30-yard touchdown run with 24 seconds left in the second quarter at West Virginia gave TCU a 28-21 halftime lead it would not relinquish ... rushed for a season-best 58 yards on 11 carries while adding two receptions for 23 yards in the 62-14 victory over Iowa State ... ran for 42 yards on three carries, including a 35-yard gain, in his TCU debut in the season-opening win at Colorado ... his first TCU touchdown came on a season long 37-yard carry for the final points of the game in a 59-17 win over Tarleton ... had 24 yards rushing and a 14-yard reception in the 55-24 rout of Oklahoma.

89 **STAYTON ANKROM**
 WR • 6-2 • 201 • REDSHIRT FRESHMAN
 SAN ANTONIO, TEXAS • REAGAN HIGH SCHOOL



2022 | REDSHIRT

Did not see game action.

2021 | SOPHOMORE (LOUISIANA)


Placed third on the Ragin' Cajuns with 642 yards rushing while playing in 11 of 14 games ... averaged 6.3 yards per carry with eight touchdowns ... had the two best games of his career in the final two contests of the season ... ran for a career-high and team-best 117 yards on 14 carries, including a 35-yard touchdown, in the Sun Belt Conference Championship Game victory over Appalachian State ... the 35-yard run was a career-long ... also had three receptions for 29 yards in the game ... ran for 94 yards on 17 attempts with two receptions for 26 yards in the New Orleans Bowl win over Marshall, capping a 13-1 season for Louisiana ... rushed for 89 yards on 11 carries against Ohio and 81 yards on seven attempts versus South Alabama ... had at least one reception in eight of his 11 games ... totaled 15 catches for 153 yards on the season ... had a career long 32-yard reception to go with 60 yards rushing against Liberty.

2020 | FRESHMAN (LOUISIANA)

Played in five games ... rushed for 60 yards on 10 carries for the year ... ran for a season-best 28 yards on five attempts at Texas State ... had 27 yards rushing on three carries against Georgia Southern.


HIGH SCHOOL

Rated by 247Sports as the No. 61 running back in the nation ... rushed for 4,026 yards and 51 touchdowns as a three-year starter ... ran for 1,498 yards on an 11.7 per carry average and 22 touchdowns as a senior ... named to the Dallas Morning News All-Area First Team ... set Ryan's single-game rushing record with 275 yards against

27	<p>JORDYN BAILEY WR • 5-10 • 170 • FRESHMAN DENTON, TEXAS • RYAN HIGH SCHOOL</p>	
----	---	---

HIGH SCHOOL

An ESPN four-star recruit ... younger brother of current TCU running back Emani Bailey ... rated the No. 91 wide receiver in the nation and No. 102 overall prospect in the state of Texas ... had 30 receptions for 396 yards and six touchdowns as a senior ... added 336 yards rushing and two touchdowns on the ground ... also competes in track and field ... ran an 11.36 in the 100, a 22.78 in the 200 and long jumped 22-0 as a junior.

43	<p>BLAKE BALDWIN LB • 6-0 • 220 • SOPHOMORE CLOVIS, CALIFORNIA • CLOVIS EAST HIGH SCHOOL</p>	
----	---	---

2022 | REDSHIRT FRESHMAN


Played in two games ... appeared in wins over Tarleton and Iowa State.

2021 | REDSHIRT

Did not see game action.

HIGH SCHOOL

First-Team All-Tri-River Athletic Conference at linebacker ... Team Most Valuable Player as a senior ... four-year varsity starter and two-year Team Captain ... in just five games his senior year, he led the conference with 49 tackles, four sacks and four tackles for loss ... also saw action at fullback and had four receiving touchdowns ... earned Clover East's Iron Man Award as the hardest worker on the team his junior year.

0	<p>SHAD BANKS JR. LB • 6-1 • 250 • JUNIOR HOUSTON, TEXAS • NORTH SHORE HIGH SCHOOL • TEXAS A&M</p>	
---	---	--

2022 | SOPHOMORE

Played in all 15 games with starts against Texas and in the Big 12 Championship Game versus Kansas State ... totaled a career-high 10 tackles, including nine solo, with one for loss against the Wildcats ... posted four stops against the Longhorns as TCU allowed just 199 yards of offense in its 17-10 win in Austin ... placed 11th on the team with 39 tackles ... recovered a Kansas fumble at the TCU 1-yard line in the 38-31 victory over the Jayhawks ... also had a 37-yard kickoff return in the game on his first career attempt ... recorded his first career sack as part of a then career-best five tackles in the 34-24 victory over Texas Tech ... forced a fumble and had two stops in the 38-28 regular-season win over Kansas State ... had at least one tackle for loss four times in a late season five-game stretch ... averaged 27.0 yards on three kickoff returns for the season.

2021 | FRESHMAN

Had the game-saving interception with 1:03 to play in the 30-28 win over No. 12 Baylor ... it was his first career pick ... also had a tackle for loss in the game ... did not have a kickoff return but was back deep early in the season ... totaled 12 tackles on

the year with 11 being solo ... had a season-best three stops against Kansas State and Kansas ... played in 11 games ... tied for the team lead with four special teams tackles.

HIGH SCHOOL

Consensus four-star recruit by 247Sports, Rivals and ESPN ... ranked by ESPN as the No. 98 overall player in the nation ... a first-team MaxPreps All-American and District 21-6A Offensive Most Valuable Player as a wide receiver his senior year ... limited by injury to just five games as a junior, but was still first-team all-district as North Shore High School went 15-1 and won its second consecutive Texas 6A D-I state championship ... helped North Shore to a 16-0 record and the Texas 6A D-I state title as a sophomore ... originally signed with Texas A&M.

All-America candidate in 2020 ... participant in The Opening Regionals camp ... three-sport athlete who also played basketball and baseball ... son of Allen Battle, who was a Major League Baseball outfielder for the St. Louis Cardinals and Oakland Athletics ... chose TCU over Texas A&M, Kentucky, Tennessee and Nebraska.

<p style="font-size: 48pt; font-weight: bold; margin: 0;">17</p> <p style="font-weight: bold; margin: 0;">JONATHAN BAX</p> <p style="font-size: 10pt; margin: 0;">LB • 6-3 • 235 • FRESHMAN NEW ORLEANS, LOUISIANA • EDNA KARR HIGH SCHOOL</p>	
--	---

<p style="font-size: 48pt; font-weight: bold; margin: 0;">17</p> <p style="font-weight: bold; margin: 0;">TRENT BATTLE</p> <p style="font-size: 10pt; margin: 0;">RB • 6-1 • 210 • SOPHOMORE DAPHNE, ALABAMA • DAPHNE HIGH SCHOOL</p>	
---	---

HIGH SCHOOL

Three-star recruit ... the No. 30 overall prospect in Louisiana ... rated as the nation's No. 69 edge rusher ... recorded two sacks and three tackles for loss against rival Warren Easton his senior year ... helped lead Edna Karr to an 11-1 record, a No. 1 playoff seed and the Louisiana 4A state semifinals his junior year.

CAREER HONORS

- 2022 First-Team Academic All-Big 12

2022 | REDSHIRT FRESHMAN

Played in all 15 games with his first career start coming in the 29-28 win at Baylor ... placed among the team leaders with four special teams tackles, including a stop for no gain after a 50-yard Jordy Sandy punt to pin Michigan at its own 25, prior to the Wolverines going 4-and-out on their final series in TCU's 51-45 College Football Playoff Semifinal win ... had a career long 21-yard reception, two plays after recovering a muffed punt, in the Big 12 Championship Game against Kansas State ... had seven catches for 91 yards on the season ... totaled a career-best two receptions for 20 yards in the win at Baylor ... had 19-yard receptions in victories over SMU and Iowa State ... rushed for 38 yards on nine carries for the year ... ran for a career-high 20 yards on three attempts in the 55-24 rout of Oklahoma.

<p style="font-size: 48pt; font-weight: bold; margin: 0;">18</p> <p style="font-weight: bold; margin: 0;">JACK BECH</p> <p style="font-size: 10pt; margin: 0;">WR • 6-2 • 220 • JUNIOR LAFAYETTE, LOUISIANA • ST. THOMAS MORE HIGH SCHOOL • LSU</p>	
---	--

2021 | REDSHIRT

Did not see game action.

HIGH SCHOOL

Consensus three-star recruit ... rated by ESPN as the No. 15 quarterback in the 2021 class ... ranked in the 247Sports composite as the No. 1 quarterback, pro or dual threat, in Alabama ... also the nation's No. 23 dual-threat quarterback and No. 31 overall player in the state ... threw for 1,868 yards and 21 touchdowns in his junior season while rushing for 10 scores ... selected as a Sports Illustrated

2022 | SOPHOMORE (LSU)

Played in 12 games with four starts ... his starts were against Florida State, New Mexico, UAB and Texas A&M ... had season totals of 16 receptions for 200 yards and a touchdown ... the TD came on a 17-yard catch against Southern ... caught a season-high six passes for 43 yards in a win over New Mexico ... had two receptions for 43 yards versus Georgia in the SEC Championship Game.

2021 | FRESHMAN (LSU)

Led LSU as a true freshman with 43 receptions while ranking third on the team with 489 yards receiving ... had three touchdowns ... appeared in 13 games with seven starts ... caught at least one pass in his first 12 collegiate games ... the receiving touchdowns were against Central Michigan, Alabama and Arkansas ... made his collegiate debut against UCLA with one reception for 17 yards ... scored his first touchdown on a 20-yard reception in the second quarter in a win over Central Michigan ... had a breakout game versus Auburn with career-highs of seven receptions and 84 yards ... hauled in a career-long 40-yard reception on a 3rd-and-15 against Auburn to set up a field goal that put LSU up 13-0 in the second quarter ... caught an 8-yard touchdown pass in the third quarter at Alabama ... in a comeback win over Texas A&M, he extended LSU's game-winning drive

with an 11-yard reception on a 4th-and-6 at the LSU 19 ... the Tigers scored five plays later with 20 seconds remaining to win, 27-24.

HIGH SCHOOL

Rated a four-star recruit and a top 10 player in the state of Louisiana by ESPN and Rivals ... a three-star recruit by 247Sports and the No. 13 overall player in Louisiana ... first-team all-state as both a junior and senior ... named a second team All-American by MaxPreps following the 2020 season ... a Sports Illustrated All America candidate ... won a combined five Louisiana Division II State Championships during his prep career ... won state titles in football as both a junior and senior ... also a member of St. Thomas More's basketball team that captured three straight championships (2019-21) ... closed his high school career with 173 receptions for 3,236 yards and 37 touchdowns in 35 games ... caught 69 passes for 1,391 yards and 16 touchdowns as a senior ... led St. Thomas to an 11-2 record and the Division II Louisiana State Championship as a junior ... had 91 receptions for 1,668 yards and 20 touchdowns ... as a sophomore in 2018, he helped St. Thomas More to an 11-2 record and a state runner-up finish.

11	<p>CHACE BIDDLE S • 6-0 • 207 • SOPHOMORE GARLAND, TEXAS • GARLAND HIGH SCHOOL</p>	
-----------	---	--

2022 | FRESHMAN

Played in 12 games ... three of his four tackles on the season came on special teams.

HIGH SCHOOL

Four-star recruit ... rated by 247Sports as the No. 11 safety in the nation, No. 29 overall player in Texas and No. 160 in the country ... ranked by ESPN as the sixth-best safety in the nation ... invited to the Under Armour All-America Game and the Polynesian Bowl ... helped Garland to a 10-1 record and a Texas 6A Division II playoff appearance ... totaled 100 tackles, including seven for loss, with five interceptions and nine pass breakups in his prep career ... recorded 33 tackles as a senior with six for loss along with three interceptions and three pass breakups ... also ran track with a 10.70 time in the 100 as a sophomore and a 22.12 in the 200 as a freshman.

97	<p>EASTON BLACK PK/P • 6-3 • 195 • REDSHIRT FRESHMAN PEORIA, ARIZONA • SUNRISE MOUNTAIN HIGH SCHOOL</p>	
-----------	--	---

2022 | FRESHMAN

Did not see game action.

47	<p>JAKE BOOZER LB • 6-2 • 225 • SOPHOMORE WACO, TEXAS • BISHOP LOUIS REICHER CATHOLIC SCHOOL</p>	
-----------	---	---

2022 | REDSHIRT FRESHMAN


Saw his lone playing time in the 62-14 win over Iowa State.

2021 | REDSHIRT

Did not see game action.

HIGH SCHOOL

A quarterback at Bishop Louis Reicher Catholic School ... passed for 1,472 yards and 13 touchdowns as a senior while rushing for 427 yards and eight touchdowns ... earned all-district honors his junior year ... threw for 1,428 yards and ran for 1,024 yards and 21 scores.

28	<p>MILLARD BRADFORD S • 5-11 • 190 • SENIOR HELOTES, TEXAS • O'CONNOR HIGH SCHOOL • FORK UNION MILITARY ACADEMY</p>	
-----------	--	---

CAREER HONORS

- 2022 Honorable-Mention All-Big 12

2022 | SENIOR

Placed fifth on the team with 58 tackles while ranking third with eight pass breakups ... started all 12 games he played ... missed three contests midseason due to injury ... had a team best and season-high eight tackles, including 2.0 for loss, with a pass breakup in the College Football Playoff Semifinal win over Michigan ... returned an interception 36 yards for a touchdown to cap a 24-point first quarter in a 62-14 victory over Iowa State ... totaled at least seven tackles and a pass breakup in four of the last five contests, including the 29-28 win at Baylor, the Big 12 Championship Game and CFP National Championship ... began the year with two pass breakups and four solo stops in the 38-13 victory at Colorado ... had six stops, including five solo, in the 55-24 rout of Oklahoma ... had five tackles with one for loss as TCU held Texas to 199 yards of offense in a 17-10 win in Austin ... also had a TFL as

part of five stops in the 34-24 victory over Texas Tech.

2021 | JUNIOR

Played in 11 games with starts in eight of the final nine contests ... missed the West Virginia game due to injury ... placed fourth on TCU with 52 tackles, including 2.5 for loss ... Team Captain for the first time in the 31-28 win over Kansas ... totaled a team-best and season-high 10 tackles at Oklahoma State ... recorded five stops, including his first career sack, in the 30-28 win over No. 12 Baylor ... had an interception against Texas to go with eight stops, including one for loss, in just the second start of his career ... also posted eight tackles and a pass breakup at Oklahoma ... had a PBU and two stops in the 52-31 victory at Texas Tech ... closed the campaign with a team-high seven tackles at Iowa State.

2020 | SOPHOMORE


Appeared in all 10 games with his first career start coming in the 59-23 win at Kansas ... totaled a career-high 3.5 tackles for loss among eight stops to go with a quarterback hurry against the Jayhawks ... came back the next week with another eight tackles and a pass breakup in the 29-22 victory over No. 15 Oklahoma State ... placed fifth on TCU with 44 tackles and 6.5 for loss on the season ... 35 of his stops were solo ... had a tackle for loss as part of five stops in the 33-23 win at Baylor ... recorded seven stops, including one for loss, against Oklahoma, giving him 20 tackles in two career games versus the Sooners ... had a TFL as part of four stops against Kansas State.

2019 | FRESHMAN

Played in all 12 games ... placed 12th on TCU with 23 tackles ... tied for third on the team with four special teams stops ... made his collegiate debut with two tackles for loss in the season-opening win over UAPB ... also had two tackles for loss as part of a career-high 13 stops, including 10 solo, at Oklahoma ... had a spectacular strip and recovery of the ball in the same motion while tackling OU quarterback Jalen Hurts in the game ... recorded three tackles versus Baylor.

PRIOR TO TCU

Rated by 247Sports as the No. 1 prep school player in the country at Fork Union Military Academy ... ranked as the nation's No. 54 safety prospect coming out of O'Connor High School ... chose TCU over Arizona State, Purdue, Virginia Tech and Houston.

<p>79</p>	<p>TOMMY BROCKERMEYER OL • 6-5 • 310 • SOPHOMORE FORT WORTH, TEXAS • ALL SAINTS' EPISCOPAL HIGH SCHOOL • ALABAMA</p>	
------------------	---	---

2022 | REDSHIRT FRESHMAN (ALABAMA)


Played in two games ... his collegiate debut came against ULM ... also played 10 snaps at right tackle, with a knock-down block, against Austin Peay.

2021 | REDSHIRT (ALABAMA)

Did not see game action.

HIGH SCHOOL

Ranked as a five-star prospect and a top-three tackle by all major recruiting sites ... the No. 1 offensive tackle by ESPN.com where he also ranked as the No. 2 prospect on the ESPN 300 ... Texas' top-rated player by ESPN.com, PrepStar, Rivals and the 247Composite ... PrepStar's No. 4 prospect on the Top 150 Dream Team ... the nation's No. 5 recruit and No. 2 offensive tackle on the 247Composite ... No. 8 on the Rivals 250 list and the third-rated tackle by the site ... also tabbed the 10th-rated five-star prospect by Rivals ... the 10th-ranked player nationally on the Top 247 list and No. 2 tackle according to 247Sports ... selected to the Under Armour All-America Game roster ... twin brother, James, is an offensive lineman at Alabama ... father, Blake, was an All-America offensive tackle at Texas and played nine years in the NFL.

<p>9</p>	<p>MARCEL BROOKS LB • 6-2 • 215 • JUNIOR FORT WORTH, TEXAS • MARCUS HIGH SCHOOL • LSU</p>	
-----------------	--	---

2022 | REDSHIRT

Limited by injury to three games ... sidelined for the opening three contests before returning to play in three games and then suffering a season-ending injury ... had three tackles in his season debut in the 55-24 rout of Oklahoma ... recorded two tackles the next week in a 38-31 win at Kansas, including a key stop on the Jayhawks' final series.

2021 | JUNIOR

Played in eight games ... made the transition to wide receiver while also contributing on special teams ... totaled five receptions for 46 yards ... had two catches for 16 yards in the opener against Duquesne ... had a season long 17-yard reception at Kansas State.

2020 | SOPHOMORE

Saw action in six games, primarily on special teams ...

recorded two tackles on the season with both stops coming in the season opener against Iowa State.

2019 | FRESHMAN (LSU)

Played in 11 games ... totaled eight tackles with 1.5 sacks ... his first collegiate sack came against Florida and resulted in an 8-yard loss ... also had a half-sack as part of two stops versus Texas A&M ... posted a season-best three tackles at Ole Miss.

HIGH SCHOOL

Five-star recruit who was listed in the ESPN 300 at No. 97 ... named a second-team prep All-American by MaxPreps ... rated the No. 2 outside linebacker in the country, the No. 3 prospect in Texas and the No. 23 national recruit by 247Sports ... ranked by Rivals as the nation's No. 3 outside linebacker prospect, the No. 9 recruit in Texas and the No. 58 national prospect ... played in the 2019 Army All-American Bowl and the 2019 Polynesian Bowl ... saw action at Marcus as an outside linebacker, safety and wide receiver ... had 31 receptions for 635 yards as a receiver his senior year in 2018.

59	<p>TICO BROWN DL • 6-2 • 295 • SENIOR KOKOMO, INDIANA • HOMESTEAD HIGH SCHOOL • MISSOURI STATE</p>	
----	---	--

CAREER HONORS

2020 Third-Team All-MAC, Pro Football Focus

2022 | SENIOR (MISSOURI STATE)

Played in all 11 games with seven starts ... totaled 26 tackles with a half sack and three quarterback hurries ... posted four stops and a blocked kick versus No. 2 South Dakota State ... also had four tackles at No. 10 Arkansas ... had three tackles, including a half sack, in his season debut at Central Arkansas ... also totaled three stops at North Dakota and in a home win over Youngstown State.

2021 | JUNIOR (CENTRAL MICHIGAN)

Made seven starts while playing in eight games ... totaled 18 tackles and a pair of sacks.

2020 | SOPHOMORE (CENTRAL MICHIGAN)

Started all six games and made 14 tackles.

2019 | REDSHIRT FRESHMAN (CENTRAL MICHIGAN)


Saw action in all 14 games and recorded 13 stops.

2018 | REDSHIRT (CENTRAL MICHIGAN)

Did not see game action in his redshirt season.

HIGH SCHOOL

A two-time all-state selection at defensive tackle ... First-Team All-Summit Athletic Conference as a junior and senior ... named to the Fort Wayne Journal Gazette All-Northeast Indiana Team his final two years ... totaled 224 career tackles, including 39.0 for loss, with a school record 21.5 sacks ... also forced three fumbles and had five pass breakups ... named Homestead's Defensive Most Valuable Player his last three seasons ... led the Spartans to an 8-2 record in 2017 and back-to-back sectional titles his last two seasons.

18	<p>ISH BURDINE CB • 6-1 • 195 • JUNIOR SLIDELL, LOUISIANA • SLIDELL HIGH SCHOOL • MISSOURI</p>	
----	---	---

2022 | JUNIOR

Played in the opening two games before a season-ending injury ... totaled three tackles ... had two stops against Tarleton and one in his TCU debut in the season opening 38-13 win at Colorado.

2021 | SOPHOMORE (MISSOURI)

Played in five games ... totaled seven tackles, including six solo stops, on the season.

2020 | REDSHIRT FRESHMAN (MISSOURI)

Saw action in eight games ... totaled nine tackles and three pass breakups ... posted a career-high three stops against No. 12 Georgia ... had one tackle and two PBUs versus No. 17 LSU ... made one tackle and defended a pass at No. 21 Tennessee.


2019 | REDSHIRT (MISSOURI)

Injured during fall camp and missed the first 11 games of the season ... returned to action in the finale at Arkansas and made a tackle.

HIGH SCHOOL

Four-star recruit by ESPN and 247Sports ... the nation's No. 32 safety prospect by ESPN and No. 35 in the country at the position by 247Sports ... Rivals listed him as a three-star prospect ... the top-ranked safety in the state of Louisiana ... made 48 tackles, 35 solo, with a pair of interceptions as a senior ... posted 36 stops with 26 solo and four picks his junior year ... also returned kickoffs and punts ... had a kickoff return for a touchdown in both his junior and senior seasons ... first-team all-district defensive back as a junior ... held a 4.0 grade-point average.

1 **ABE CAMARA**
 S • 6-0 • 190 • JUNIOR
 ALPARETTA, GEORGIA • WEST FORSYTH HIGH SCHOOL • COFFEYVILLE COMMUNITY COLLEGE



2022 | JUNIOR

Made his first eight career starts while playing in all 15 games ... started the opening seven contests and the 29-28 win at Baylor ... placed sixth on TCU with 54 tackles ... ranked fourth with six pass breakups ... totaled six tackles, including one for loss, in the College Football Playoff Semifinal win over Michigan ... had his first career interception and a career-best eight tackles in the victory at SMU ... forced a fumble to go with five solo stops in the 55-24 rout of Oklahoma ... also had five solo tackles in the win at Baylor ... recorded two pass breakups against Tarleton and Texas Tech.

2021 | SOPHOMORE

Played in eight games ... totaled two tackles ... had solo stops at Texas Tech and Kansas State.

PRIOR TO TCU (COFFEYVILLE CC)

Ranked by 247Sports as the nation's No. 1 JUCO safety and No. 43 overall player.

HIGH SCHOOL

Rated the No. 58 prospect in Georgia and No. 917 nationally as a senior at West Forsyth High School ... posted 100 tackles with two interceptions, two forced fumbles and seven pass breakups as a senior ... first-team all-region as a junior after recording 94 tackles, including seven for loss, with three interceptions and five PBUs ... totaled 194 stops over his two seasons on the varsity ... received Overall Player of the Game honors six times and Offensive Player of the Game once his senior year.

7 **CHANNING CANADA**
 CB • 6-1 • 190 • SOPHOMORE
 BOUTTE, LOUISIANA • HAHNVILLE HIGH SCHOOL • TRINITY VALLEY COMMUNITY COLLEGE



PRIOR TO TCU

The nation's top-ranked junior college cornerback and No. 3 overall JUCO recruit ... four-star recruit ... also the No. 1 prospect from the state of Louisiana ... totaled 21 tackles, including three for loss, with four pass breakups his final year at Trinity Valley.

33 **MAX CARROLL**
 LB • 6-3 • 220 • FRESHMAN
 MEMPHIS, TENNESSEE • BRIARCREST CHRISTIAN HIGH SCHOOL



HIGH SCHOOL

Four-star recruit ... rated by 247Sports as the nation's No. 22 athlete recruit and No. 11 in the state of Tennessee ... the No 3 player in The Commercial Appeal's Dandy Dozen, a collection of the top college football prospects in the Memphis area as picked by the newspaper ... the Division II-AAA West Most Valuable Player as a junior ... had 525 yards receiving and eight touchdowns ... also totaled 38 tackles, three forced fumbles and two interceptions.

98 **AVION CARTER**
 DL • 6-4 • 285 • FRESHMAN
 AMARILLO, TEXAS • TASCOSA HIGH SCHOOL



HIGH SCHOOL

Four-star recruit ... rated by 247Sports as the nation's No. 35 defensive lineman and No. 43 overall prospect in Texas ... No. 193 in the ESPN 300 ... Texas District 2-5A-I Defensive Player of the Year as a junior ... totaled 66 tackles, including 10 for loss, along with eight sacks ... First-Team Texas District 2-5A-I at defensive end as a sophomore.


42 **ZACHARY CHAPMAN**
 DL • 6-5 • 260 • FRESHMAN
 MISSOURI CITY, TEXAS • FORT BEND MARSHALL HIGH SCHOOL



HIGH SCHOOL

An On3 four-star recruit ... rated the nation's No. 51 defensive lineman and the No. 72 overall prospect in Texas ... also competed in the shot put ... posted junior year throws of 41-8, 40-11 and 40-1.

21 **BUD CLARK**
 S • 6-2 • 190 • SOPHOMORE
 ALEXANDRIA, LOUISIANA • ALEXANDRIA HIGH SCHOOL



CAREER HONORS

- 2022 Honorable-Mention All-Big 12

2022 | SOPHOMORE

His team-best five interceptions were the most by a Horned Frog since 2019 (Ar'Darius Washington, 5) ... the five

picks were second in the Big 12 and tied for 11th nationally ... his fifth and final interception of the season was returned 41 yards for a touchdown for the first points of the game in the College Football Playoff Semifinal win over Michigan ... also recovered a Wolverines fumble in the end zone that resulted in a touchback ... totaled five tackles in the contest ... played in 12 games while starting the final eight ... sidelined by injury for the opening three games ... his interception in the 29-28 win at Baylor was in the TCU end zone to end a Bears' scoring threat late in the first half ... the first three picks of his career came in consecutive games against Oklahoma State, Kansas State and West Virginia ... the streak of a pick in three straight contests was the longest by a Horned Frog since Chris Hackett had an interception in four straight in 2014 ... placed fifth on the team with five pass breakups and 10th with 45 tackles, including 35 solo ... totaled a season-best eight tackles in the Big 12 Championship Game against Kansas State ... recorded a tackle for loss among six stops in the 62-14 win over Iowa State ... recorded two pass breakups and his first career interception in the 43-40 double-overtime win over Oklahoma State ... also had two PBUs with four solo tackles as TCU held Texas to just 199 yards of total offense in a 17-10 win in Austin.

2021 | REDSHIRT


Started all four games he played which also marked his first four career starts ... that stretch came in the opening five games of the campaign ... did not play the final seven contests due to injury ... totaled 10 tackles on the season ... recorded a career-high four stops in the 34-32 win over Cal ... had three tackles against Duquesne and SMU.

2020 | FRESHMAN

Appeared in all 10 games ... his three tackles on the season came on special teams, tying him for third on TCU in that category ... had solo stops in late-season wins over Kansas and Oklahoma State as well as an assisted tackle versus Oklahoma.

HIGH SCHOOL

Four-star signee ... rated the No. 13 overall player in Louisiana and No. 31 safety in the country ... has a No. 325 overall prospect ranking nationally ... also a baseball letterman at Alexandria ... chose TCU over LSU, Oklahoma and Ole Miss.

<h1>85</h1>	<p>PARKER CLARK WR • 6-1 • 195 • REDSHIRT FRESHMAN FORT WORTH, TEXAS • ALL SAINTS' EPISCOPAL SCHOOL</p>	
-------------	--	---

2022 | FRESHMAN

Did not see game action.

74

ANDREW COKER

OL • 6-7 • 315 • JUNIOR
KATY, TEXAS • JAMES E. TAYLOR HIGH SCHOOL



CAREER HONORS

- 2022 Honorable-Mention All-Big 12
- 2022 Second-Team Academic All-Big 12
- 2022 Big 12 Champions for Life
- 2021 Second-Team Academic All-Big 12
- 2019-20 Academic All-Big 12 Rookie Team

2022 | JUNIOR

Made the start at right tackle in all 15 games ... extended his streak to 27 consecutive starts over two seasons, the longest on the team for a returning player in 2023 ... his 1,043 total snaps placed second on TCU's offense, just one behind Steve Avila (1,044) for the team lead ... played a season-best 95 snaps (88 offense, 7 special teams) in the 43-40 double-overtime victory versus Oklahoma State ... came back the next week with his second-best total on the year of 88 snaps (82 offense, 6 special teams) in the 38-28 win over Kansas State.

2021 | SOPHOMORE

Started all 12 games at right tackle ... joined left tackle Obinna Eze as the only TCU offensive linemen to start all 12 contests.

2020 | REDSHIRT FRESHMAN


Started the opening eight games at right tackle, marking his first collegiate starts ... the only Horned Frog offensive lineman to start the first eight games ... did not play in the final two contests.

2019 | REDSHIRT

Played in three games, preserving a redshirt season ... saw action against Kansas, Oklahoma State and Texas Tech.

HIGH SCHOOL

A three-star recruit by 247Sports ... rated as the No. 41 offensive tackle in the nation and No. 69 overall player in Texas in the 247Sports composite rankings ... named to the First-Team Tops in Texas by Dave Campbell's Texas Football ... selected to the Whataburger Super Team ... three-year starter ... earned second-team all-district honors as a junior ... honorable mention all-district his sophomore year ... chose TCU over Florida, Georgia, Oklahoma, Texas A&M and Texas.

<h1 style="font-size: 48px; margin: 0;">77</h1>	<p>BRANDON COLEMAN OL • 6-6 • 320 • SENIOR DENTON, TEXAS • DENTON HIGH SCHOOL • TRINITY VALLEY COMMUNITY COLLEGE</p>	
---	---	---

CAREER HONORS

- 2022 Honorable-Mention All-Big 12

2022 | JUNIOR

Started all 15 games at left tackle, giving him starts in 23 of the last 24 contests dating back to 2021 ... placed third on the TCU offense with 1,036 snaps played, just eight behind team leader Steve Avila (1,044) ... played a season-best 88 snaps in the 43-40 double-overtime win against Oklahoma State ... came back the next week with 82 snaps in the 38-28 victory over Kansas State.

2021 | SOPHOMORE


Started eight of the last nine games, including at left guard in seven of the final eight ... his start at right guard against Texas marked his first collegiate start ... played in 11 games overall.

2020 | REDSHIRT

Played in the opening four games before a season-ending injury.

PRIOR TO TCU (TRINITY VALLEY COMMUNITY COLLEGE)


Three-star recruit by 247Sports and ESPN ... rated by 247Sports as the No. 7 JUCO recruit from Texas and the No. 7 offensive tackle in the JUCO ranks ... the No. 46 overall JUCO recruit nationally ... ranked by JCGridiron.com as the No. 9 JUCO offensive tackle in the country ... born in Virginia but spent most of his childhood in Berlin, Germany ... moved back to the United States in 2016 ... a standout at Denton High School before transferring to Trinity Valley Community College in Athens, Texas ... chose TCU over Iowa State, Florida State and Missouri.

<h1 style="font-size: 48px; margin: 0;">0</h1>	<p>CAM COOK RB • 5-11 • 195 • FRESHMAN ROUND ROCK, TEXAS • STONY POINT HIGH SCHOOL</p>	
--	---	---

HIGH SCHOOL

Four-star recruit ... the No. 23 running back in the nation and No. 61 overall prospect in Texas ... rushed for 1,589 yards and 20 touchdowns on a 9.4 per carry average as a senior ... closed his three-year varsity career with 2,899 yards and 29 touchdowns ... averaged 8.4 yards per carry and 120.8 yards per game ... also had eight receptions for 141 yards and a touchdown his senior year ... rushed for 695 yards on an 8.0 per carry mark in seven games as a junior ... First-Team Texas

District 25-6A as a sophomore when he ran for 615 yards on a 7.0 per carry average ... also played varsity baseball and competed in the long jump and 4x100 relay in track and field ... won the long jump district championship as a junior with a 22-4.5 mark.

<h1 style="font-size: 48px; margin: 0;">12</h1>	<p>TERRENCE COOKS JR. LB • 6-2 • 230 • SOPHOMORE PEARLAND, TEXAS • SHADOW CREEK HIGH SCHOOL</p>	
---	--	---

2022 | REDSHIRT FRESHMAN

Suffered a season-ending injury in preseason camp.

2021 | REDSHIRT (TEXAS)

Played in one game for the Longhorns ... saw action against Rice.

HIGH SCHOOL

Two-time all-district honoree and member of Shadow Creek's undefeated 2019 5A Division 1 State Championship team ... listed No. 44 on the Austin American-Statesman's Fab 55 ... ranked No. 209 nationally, No. 25 among outside linebackers and No. 33 in Texas by ESPN ... rated No. 29 at his position and No. 56 in Texas by 247Sports ... ranked No. 33 at his position and No. 52 in the state by Rivals ... rated the No. 2 inside linebacker and No. 48 overall in the state by Dave Campbell's Texas Football ... a PrepStar Top 350 All-American ... selected second-team All-District 23-6A in 2020 ... recorded 72 tackles, including 47 solo stops, nine tackles for loss, five sacks, seven pressures, two fumble recoveries and two forced fumbles as a senior ... tallied 25 tackles, including 12 solo, three tackles for loss, one sack and a forced fumble against Pearland ... helped Shadow Creek to an appearance in the 6A Division II regional playoffs in 2020 ... a second-team honoree on Dave Campbell's Texas Football Super Team in 2020 ... selected second-team All-District 10-5A Division 1 in 2019 ... notched 72 tackles, including 49 solo tackles, two tackles for loss and three forced fumbles as a junior ... helped Shadow Creek to the 2019 5A Division I state championship with a 16-0 record, including a 7-0 district mark and title ... played at Fulshear High School as a sophomore in 2018 ... tabbed first-team All-District 13-4A Division I that year ... played at Houston Christian as a freshman in 2017 ... collected 39 tackles, including 4.5 for loss, 2.5 sacks, three pressures, three fumble recoveries, two forced fumbles and one blocked field goal ... his father, Terrence Cooks Sr., played linebacker at Nicholls State and in the NFL for the New England Patriots.

46

DAVEION CRAWFORD

S • 5-11 • 210 • SENIOR
LA PORTE, TEXAS • LA PORTE HIGH SCHOOL •
ELLSWORTH COMMUNITY COLLEGE



2022 | JUNIOR

Played in the 59-17 win over Tarleton.

2021 | SOPHOMORE

Did not see game action.

83

KEAGAN CUNNINGHAM

WR • 6-2 • 172 • SOPHOMORE
DENTON, TEXAS • RYAN HIGH SCHOOL



2022 | FRESHMAN

Saw action in two games ... played in wins over Tarleton and Iowa State.

81

CHASE CURTIS

TE • 6-5 • 235 • SENIOR
PITTSBURG, KANSAS • PITTSBURG HIGH
SCHOOL • NEOSHO COUNTY COMMUNITY
COLLEGE



CAREER HONORS

- 2022 First-Team Academic All-Big 12

2022 | JUNIOR

Saw action in all 15 games, primarily on special teams ... ranked among the team leaders with four special teams tackles ... his first career reception went for 37 yards in the 59-17 win over Tarleton.

2021 | REDSHIRT

Sidelined for the season due to injury.

2020 | SOPHOMORE

Played in the final three games of the season ... tied for the team lead with four special teams tackles, all solo stops ... recorded two tackles against both Oklahoma State and Louisiana Tech ... had a rushing attempt in the LA Tech game.

HIGH SCHOOL

A first-team all-state selection in football, basketball and baseball ... chose to play baseball at Neosho County Community College.

44

RICK D'ABREU

DL • 6-2 • 280 • SENIOR
CHESTER, VIRGINIA • THOMAS DALE HIGH
SCHOOL • EAST CAROLINA



2022 | JUNIOR (EAST CAROLINA)

Played in nine games ... had two tackles for loss, including 1.5 sacks, among his five stops on the season ... the TFLs and sacks came in a 34-13 win over UCF.

2021 | SOPHOMORE (EAST CAROLINA)

Started six of the 12 games he played ... totaled 33 tackles, including 15 solo ... placed third on the team with 3.5 sacks ... recorded at least one stop in all 12 games with multiple tackles in nine contests ... posted a season-best five tackles against Charleston Southern ... his sacks came versus South Carolina, Tulane and Cincinnati ... had a TFL against South Florida ... recorded two quarterback hurries versus Charleston Southern and Tulane.

2020 | REDSHIRT FRESHMAN (EAST CAROLINA)

Started all nine games at defensive tackle ... totaled 24 tackles with 23 coming on running plays ... placed fifth on the team with 3.5 TFLs ... had a sack for a loss of 14 yards at Cincinnati ... forced a fumble against Navy and had a quarterback hurry versus SMU ... recorded multiple tackles in six games ... made his first collegiate start against UCF and had four tackles ... recorded a career-best 10 stops, including five solo, against Navy ... had three tackles versus Tulane and Cincinnati before contributing two in separate games against Temple and SMU in successive weeks to close the season.

2019 | FRESHMAN (EAST CAROLINA)

Appeared in 11 of 12 games ... recorded 10 tackles on the season ... had at least one stop in five contests and collected multiple tackles on three occasions ... posted a season-high four tackles against Tulsa ... had two stops versus Navy and Temple ... recorded three quarterback hurries, including two versus Temple ... his first career tackle came in the fourth quarter at Navy.

HIGH SCHOOL

Three-star recruit by 247Sports.com ... invited to play for the U.S. National Team in the International Federation of American Football U-19 World Championship in Mexico City ... his team captured a bronze medal competing in a field that consisted of teams from Mexico, Canada, Sweden, Japan and Australia ... three-year letterman ... completed his prep career with 141 tackles (83 solo), 28.0 for loss, 15.0 sacks and 22 quarterback pressures in 24 contests ... limited to just three games as a senior because of injury ... still recorded 31 solo stops, 13.0 TFLs, 7.0 sacks and 10 quarterback pressures ... part of a Thomas Dale program that went 9-3 overall, including 5-1 in region, and advanced to the second round of the state playoffs ... produced a season-high 13 tackles

with 4.0 for loss and 2.0 sacks versus Bird ... posted 10 stops, including 5.0 TFLs, and 2.0 sacks against Cosby ... had a personal-best 3.0 sacks as part of eight tackles versus Hermitage ... played in 10 games as a junior with 72 total tackles, 7.0 sacks and six quarterback hurries to help TDHS to similar 9-3 and 5-1 marks and a 50-0 playoff win versus Franklin County ... had three games with at least 12 tackles ... recorded at least one sack in six contests with a season-high two against Bird ... during his first full-time varsity campaign as a sophomore in 2016, he helped lead the Knights to a 9-3 record which included a 33-9 first-round playoff victory over James River ... appeared in 11 games and totaled 38 stops, 2.0 TFLs, a sack and six pressures ... turned in a season best 10-tackle effort versus Petersburg.

Honor Roll member ... his father, Tim Deery, played football and baseball at UTA as well as baseball at Texas Wesleyan.

<h2>35</h2> <p>COLTON DOBSON WR • 5-11 • 170 • SOPHOMORE NOLENSVILLE, TENNESSEE • NOLENSVILLE HIGH SCHOOL</p>	
--	---

2022 | REDSHIRT FRESHMAN


Played in one game, the 62-14 win over Iowa State.

2021 | REDSHIRT

Did not see game action.


HIGH SCHOOL

A 4-A All-State defensive back and First-Team Region 4-4A his senior year ... totaled 50 tackles, 12 pass breakups and seven interceptions, including two Pick 6s, during his career.

<h2>95</h2> <p>MARKIS DEAL DL • 6-5 • 315 • FRESHMAN GARLAND, TEXAS • NAAMAN FOREST HIGH SCHOOL</p>	
--	---

HIGH SCHOOL

Four-star recruit ... rated by 247Sports as the nation's No. 10 defensive lineman and No. 129 overall prospect ... the No. 25 recruit in the state of Texas ... ranked No. 213 in the ESPN 300 ... totaled 41 tackles, seven sacks and nine quarterback hurries as a senior ... District 9-6A Two-Way Line-man of the Year as a junior ... played on both the offensive and defensive lines as a sophomore ... also competed in basketball and track and field ... qualified for the 6A state shot put finals with a 54-9 at regionals, followed by a 56-10 PR at state as a junior ... also eclipsed 150 feet in the discus several times, including a 160-4 PR his junior year ... threw a 49-10.5 shot put and a 136-9 discus as a sophomore.

<h2>92</h2> <p>LUKE DODDS DL • 6-4 • 250 • SOPHOMORE ROUND ROCK, TEXAS • ROUND ROCK HIGH SCHOOL</p>	
--	--

2022 | REDSHIRT FRESHMAN

Played in two games ... appeared in victories over Tarleton and Iowa State.

2021 | REDSHIRT

Did not see game action.

HIGH SCHOOL

Earned all-state and unanimous all-district honors at defensive end his senior year ... totaled a Round Rock High School season record 13 sacks as a senior ... also had 20 tackles for loss and three forced fumbles ... chose TCU over Baylor and Indiana.


<h2>51</h2> <p>COLTIN DEERY OL • 6-4 • 345 • SOPHOMORE GLEN MILLS, PENNSYLVANIA • MALVERN PREP HIGH SCHOOL • MARYLAND</p>	
--	---

2022 | FRESHMAN (MARYLAND)

Made two starts at center while playing in 10 games ... his first career start came in a 31-24 win over Northwestern as the Terrapins totaled 423 yards of offense ... also started the following game at Wisconsin.

HIGH SCHOOL

Rated by ESPN as the No. 12 center in the nation ... the 2021 Inter-AC Player of the Year ... was also first-team all-state and all-conference ... played on both the offensive and defensive lines ... Helped lead Malvern Prep to the Inter-AC Championship his senior year ... was also one of the top 10 scholastic wrestlers in the nation in his weight class ... earned All-Mainline All Area honors in wrestling ... a Distinguished

<h2>52</h2> <p>EZRA DOTSON-OYETADE OL • 6-3 • 285 • SOPHOMORE GARLAND, TEXAS • LAKEVIEW CENTENNIAL HIGH SCHOOL • ARIZONA STATE</p>	
---	---

2022 | REDSHIRT FRESHMAN


Appeared in two games ... saw playing time in wins over Tarleton and Iowa State.

2021 | REDSHIRT (ARIZONA STATE)

Did not see game action.

HIGH SCHOOL

Consensus four-star recruit and top-7 center prospect in the nation by all the major recruiting services ... named by 247Sports as the No. 2 center in the country and No. 271 overall recruit ... member of the Rivals 250 as the nation's No. 3 center and No. 178 recruit ... ranked as the No. 88 player in Sports Illustrated's Postseason SI99 Football Prospect Rankings ... invited to the 2021 All-American Bowl ... selected to the Polynesian Bowl, an All-Star game featuring the best high school players of Polynesian heritage and other ancestries.

<h1>11</h1>	<p>JOJO EARLE WR • 5-10 • 176 • JUNIOR FORT WORTH, TEXAS • ALEDO HIGH SCHOOL • ALABAMA</p>	
-------------	---	---

CAREER HONORS

- 2020 Freshman All-SEC (Return Specialist)

2022 | SOPHOMORE (ALABAMA)

Played in eight games with five starts ... sidelined early in the season by injury ... recorded 12 catches for 155 yards and two touchdowns ... got the start in his season debut at Arkansas and caught a 22-yard touchdown pass ... scored Alabama's first points of the game with a 31-yard touchdown catch against Mississippi State ... totaled three receptions for 38 yards in the game ... also caught three passes versus Ole Miss and Austin Peay ... had a 42-yard reception against Tennessee.

2021 | FRESHMAN (ALABAMA)

Totaled 12 receptions for 148 yards with a long catch of 39 ... had a career-best and team-high seven catches for 85 yards against Mercer ... converted three first downs while averaging 12.1 yards per grab ... added three punt returns in the game for 45 yards while a long of 29 ... selected as one of the team's offensive players of the week by the Alabama coaches ... also tabbed as a special teams player of the week by the Crimson Tide staff for his efforts against LSU when he returned three punts for 31 yards with a long of 17 ... had a 19-yard reception and two punt returns for 17 yards versus Texas A&M ... made his first career start against Southern Miss ... converted a pair of first downs on his two catches for 25 yards against Miami ... caught an 18-yard pass against Florida.

HIGH SCHOOL

Earned four-star rankings across the board ... the No. 48 player nationally, No. 5 wide receiver and No. 10 player from Texas on the 247Composite ... listed at No. 77 on the Top 247 and the No. 11 wide receiver by 247Sports ... tabbed the No. 54 overall recruit and eighth-rated wide

receiver by Rivals ... the 11th-ranked player from the state of Texas according to 247Sports, Rivals and ESPN.com ... No. 70 on the ESPN 300 and the No. 9 wide receiver nationally while ranking 12th in the Midlands Region by ESPN ... selected to the Under Armour All-America Game ... caught 84 passes for 1,601 yards and 15 touchdowns as a junior while rushing for 429 yards and 11 scores ... added 65 catches for 1,090 yards and 16 touchdowns as a sophomore with 266 yards rushing and three TDs ... two-sport standout in football and track and field (100 meters, 200 meters, long jump, relays) ... helped Aledo to a 15-1 record and second consecutive Texas 5A D-II state championship in 2019

<h1>40</h1>	<p>FRANKLIN ESTRADA III RB • 5-11 • 193 • SOPHOMORE CARROLLTON, TEXAS • HEBRON HIGH SCHOOL</p>	
-------------	---	---

2022 | REDSHIRT FRESHMAN


Played in two games, appearing in wins against Kansas State and Iowa State ... recovered a fumbled snap on the final play of the game in the 62-14 victory over the Cyclones.

2021 | REDSHIRT

Did not see game action.

HIGH SCHOOL

Team Captain at Hebron ... received academic all-state honors ... also a Dave Campbell's Texas Football Scholar Athlete of the Week.

<h1>22</h1>	<p>MAJOR EVERHART WR • 5-11 • 175 • REDSHIRT FRESHMAN AMARILLO, TEXAS • TASCOSA HIGH SCHOOL</p>	
-------------	--	---

2022 | REDSHIRT

Played in two games, preserving a redshirt season ... saw action in home wins against Tarleton and Iowa State ... did not record a reception.

HIGH SCHOOL

Three-star recruit ... rated by 247Sports as the No. 37 running back in the nation and No. 59 overall player in Texas ... rushed for 1,647 yards and 15 touchdowns as a senior while adding four receptions for 154 yards and two touchdowns ... Texas 2-5A Division I First-Team All-District as a sophomore and junior ... also a track and field standout ... placed fifth in the 200 meters and sixth in the 100 as a junior at the 2021 5A state meet ... ran a 10.38 in the 100 and 21.42 in the 200.

20 **ROHAN FLUELLEN**
 WR • 6-0 • 175 • FRESHMAN
 GILMER, TEXAS • GILMER HIGH SCHOOL



HIGH SCHOOL

Ranked by 247Sports as a three-star recruit ... the No. 45 athlete in the nation and No. 102 prospect in Texas ... District 8-4A Division II Offensive Most Valuable Player as a junior ... District 8-4A D-II Offensive Newcomer of the Year as a sophomore ... caught two touchdown passes in Gilmer's 4A D-II state championship game ... also lettered in basketball and track and field ... recorded a 10.94 in the 100 as a junior ... ran the third leg of Gilmer's Texas 4A sixth-place 4x200 relay team as a sophomore ... the first leg of Gilmer's regional-qualifying 4x100 relay ... also a member of the 4x400 relay ... triple jumped 37-7 1/2 as a sophomore.

equaled that total with seven stops in the 41-31 victory at West Virginia ... recorded six tackles in the 55-24 rout of Oklahoma.

2021 | JUNIOR

Played in all 12 games with his first two career starts coming in the final two contests, versus Kansas and Iowa State ... placed ninth on the team with 37 tackles ... totaled a career-high nine stops against Oklahoma State ... his first career start, the 31-28 win over Kansas, saw him record a quarterback hurry to go with three tackles ... closed the season the following week with six stops at Iowa State ... his four special teams tackles on the season tied for the team lead, marking the third consecutive year he's either placed first or tied for the top spot in that category ... had a tackle for loss against West Virginia.

14 **RANDON FONTENETTE**
 S • 6-3 • 215 • FRESHMAN
 FREEPORT, TEXAS • BRAZOSPORT HIGH SCHOOL



HIGH SCHOOL

Four-star recruit ... the nation's No. 26 safety and No. 51 prospect from the state of Texas ... totaled 82 tackles, including one for loss, with four interceptions, a fumble recovery and blocked kick as a senior ... rushed for 1,024 yards and 14 touchdowns on a 5.3 per carry average while passing for 1,000 yards and nine scores ... District 12-4A D-I Offensive Most Valuable Player as a junior ... threw for 1,440 yards and 21 touchdowns while rushing for 1,066 yards and 12 scores on a 6.5 per carry mark ... recorded 32 tackles, one for loss, two interceptions and a forced fumble on defense ... unanimous First-Team All-District 12-4A D-I at safety as a sophomore ... posted 81 tackles and three pass breakups ... added five receptions for 78 yards.

2020 | SOPHOMORE

Tied for the team lead with four special teams tackles ... played in all 10 games with 14 stops on the season ... recorded his first career interception to go with three tackles against Kansas State ... totaled a career-high six tackles, all solo, in the 59-23 win at Kansas ... also had three solo stops at West Virginia.

2019 | FRESHMAN

Led TCU with seven special teams tackles ... played in all 12 games ... totaled a season-best three stops in the 51-14 win over Kansas ... also had two tackles in the 33-31 victory at Texas Tech.

HIGH SCHOOL

The No. 79 athlete in the nation and No. 136 overall player in Texas in the 247Sports composite rankings ... three-star recruit ... played quarterback, running back and defensive back for Newton ... passed for nearly 1,500 yards and ran for almost 700 ... had 52 tackles and two interceptions on defense ... named the District 10-3A-II Overall Most Valuable Player as a junior ... the District 10-3A-II Defensive Newcomer of the Year his sophomore year ... totaled 1,977 yards passing and 30 touchdowns at quarterback and more than 700 yards rushing and 16 touchdowns as a running back ... had 147 tackles and five interceptions while at defensive back ... chose TCU over Arkansas, Utah, Baylor and Vanderbilt.

15 **JOSH FOSTER**
 S • 6-2 • 200 • SENIOR
 NEWTON, TEXAS • NEWTON HIGH SCHOOL



2022 | SENIOR

Played in 14 games with his lone start coming in the 43-40 double-overtime win over Oklahoma State ... posted three tackles against the Cowboys ... had a season-high seven tackles (all solo), including one for loss, with a pass breakup in the 38-31 win at Kansas ...

90

CALEB FOX
DL • 6-3 • 295 • JUNIOR
THE WOODLANDS, TEXAS • THE WOODLANDS HIGH SCHOOL • STEPHEN F. AUSTIN



CAREER HONORS

- 2020 Southland Conference Freshman of the Year

2022 | JUNIOR

Played in all 15 games ... placed third on the team with four quarterback hurries ... had 2.5 tackles for loss among 28 stops on the year ... totaled a season-best four tackles, including one for loss, and a QBH in the 55-24 rout of Oklahoma ... also had four stops with a TFL in the Big 12 Championship Game versus Kansas State ... took part in a tackle for loss in the College Football Playoff Semifinal win over Michigan ... assisted on four stops in the 43-40 double-overtime victory against Oklahoma State ... made his TCU debut with two tackles and a quarterback hurry in the season opening 38-13 win at Colorado.

2021 | SOPHOMORE (STEPHEN F. AUSTIN)

Played in all 12 games ... totaled 21 tackles, including 3.0 for loss, with 2.0 sacks ... also had a quarterback hurry.

2020 | FRESHMAN (STEPHEN F. AUSTIN)

Totaled 7.0 tackles for loss in just eight games ... had 2.5 sacks with 17 tackles on the year ... had a season-best 3.0 tackles for loss, including a sack, as part of a career-high six stops against Angelo State ... posted five tackles with 1.5 for loss versus Western Colorado ... recorded 2.0 TFLs with a sack against Eastern Kentucky in the season finale.

HIGH SCHOOL

First-team all-district as a junior.

98

LOGAN FREDERIC
LS • 6-3 • 210 • REDSHIRT FRESHMAN
LITTLETON, COLORADO • HERITAGE HIGH SCHOOL



2022 | FRESHMAN

Did not see game action.

69

GANNON GAUBERT
OL • 6-1 • 315 • REDSHIRT FRESHMAN
DALLAS, TEXAS • HIGHLAND PARK HIGH SCHOOL



2022 | REDSHIRT FRESHMAN

Did not see game action.

26

VERNON GLOVER
CB • 6-1 • 175 • FRESHMAN
DICKINSON, TEXAS • DICKINSON HIGH SCHOOL



HIGH SCHOOL

Three-star recruit ... rated by 247Sports as the No. 89 cornerback in the nation and No. 154 overall prospect in Texas ... First-Team All-District 24-6A as a junior ... ESPN Elite Underclassmen Houston Camp Defensive Back Most Valuable Player in the spring of his sophomore year.

54

QUINTON HARRIS
OL • 6-8 • 315 • REDSHIRT FRESHMAN
ARLINGTON, TEXAS • SEGUIN HIGH SCHOOL



2022 | REDSHIRT

Did not see game action in his first year on campus.

HIGH SCHOOL

Three-star recruit ... 247Sports ranked him the No. 146 offensive tackle in the nation and No. 193 recruit in the state of Texas ... received second-team all-district honors as a senior ... helped Seguin total 2,881 yards rushing and 1,291 passing on the season ... also lettered in basketball, including posting a double-double with 10 points and 11 rebounds in a win over Bowie his senior year.

76

GARRETT HAYES
OL • 6-5 • 315 • JUNIOR
ATHENS, TEXAS • ATHENS HIGH SCHOOL



2022 | SOPHOMORE

Saw action in 14 of 15 games ... totaled 162 snaps on the season, primarily on special teams ... played a season-best 13 offensive snaps in the 55-24 win over Oklahoma.

2021 | REDSHIRT FRESHMAN

Played in nine games, the opening nine contests of the season.

2020 | REDSHIRT

Appeared in two games ... received playing time in late-season wins over Kansas and Louisiana Tech.

HIGH SCHOOL

Consensus 4-star recruit ... the third-highest rated signee in the 20 recruiting classes under TCU head coach Gary

Patterson ... ranked by 247Sports as the No. 10 offensive tackle in the nation and No. 74 recruit ... the No. 12 overall player in Texas ... rated No. 97 overall by ESPN ... invited to play in the All-American Bowl ... first-team all-district as a junior ... chose TCU over numerous offers that included LSU, Oklahoma, Oklahoma State, Baylor, Ole Miss, Arkansas, Colorado and Florida State.

<p>6</p>	<p>JAMOI HODGE LB • 6-2 • 235 • SENIOR WINSTON-SALEM, NORTH CAROLINA • REYNOLDS HIGH SCHOOL • INDEPENDENCE COMMUNITY COLLEGE</p>	
-----------------	---	---

CAREER HONORS

- 2022 Honorable-Mention All-Big 12

2022 | JUNIOR

Started all 15 games ... placed third on TCU with 82 tackles and 4.5 sacks ... ranked fourth with 8.0 tackles for loss ... had a career-best game in the 41-31 win at West Virginia, totaling a career-high 13 stops, including 2.0 for loss, with a sack and pass breakup ... the 13 tackles were the most by a Horned Frog on the season ... recorded his first career interception to go with seven tackles, including a sack, in the 38-31 win at Kansas ... had 1.5 tackles for loss with a sack as part of eight stops in the victory over No. 8 Oklahoma State ... also had sacks in wins over SMU and Iowa State ... contributed five solo tackles in the College Football Playoff Semifinal win over Michigan.

2021 | SOPHOMORE


The first seven starts of his career came in the final seven games ... placed third on TCU with 60 stops ... tied for fifth with 3.5 tackles for loss ... posted a TFL in four games ... totaled a career-high eight tackles against Texas, Kansas State and Oklahoma State ... the eight stops versus the Longhorns surpassed his career total of six entering the game ... recorded his first career sack while adding a pass breakup in the K-State game.

2020 | REDSHIRT

Played in the opening two games before a season-ending injury ... did not record a tackle.

HIGH SCHOOL

A 247Sports three-star recruit ... ranked as the No. 3 outside linebacker in North Carolina and No. 47 nationally ... the No. 12 overall player in the Tar Heel state ... chose TCU over Louisville, Nebraska, Arizona and SMU.

<p>24</p>	<p>AVERY HELM CB • 6-1 • 185 • JUNIOR MISSOURI CITY, TEXAS • FORT BEND MAR- SHALL HIGH SCHOOL • THE UNIVERSITY OF FLORIDA</p>	
------------------	--	---

CAREER HONORS

- 2022 SEC Fall Academic Honor Roll

2022 | SOPHOMORE (FLORIDA)

Started the first four games and appeared in 10 total ... recorded eight tackles for the season ... had a season-best two stops in consecutive games against No. 20 Kentucky and USF ... had a pass breakup and assisted on a tackle versus LSU.

2021 | REDSHIRT FRESHMAN (FLORIDA)


Made nine starts while playing in 11 games ... 17 of his 22 tackles on the season were solo stops while recording three pass breakups ... had a career-best five tackles and a PBU against Vanderbilt ... recorded four solo tackles versus Samford ... had three solo stops in the Florida State game ... had a pass breakup to go with two tackles against Tennessee ... also had two solo stops at LSU ... posted three tackles and a PBU versus South Florida.

2020 | REDSHIRT

Made his collegiate debut in the Cotton Bowl against Oklahoma.

HIGH SCHOOL

Totaled seven interceptions, 16 passes defended and 44 tackles in 24 career varsity games ... led Fort Bend Marshall to back-to-back UIL Conference 5A Division II State Championship appearances in 2018 and 2019 with an overall record of 29-2 ... also played quarterback throughout his high school career.

<p>57</p>	<p>JOHNNY HODGES LB • 6-2 • 240 • JUNIOR DARNESTOWN, MARYLAND • QUINCE ORCHARD HIGH SCHOOL • NAVY</p>	
------------------	---	---

CAREER HONORS

- 2022 Big 12 Defensive Newcomer of the Year
- 2022 Second-Team All-Big 12
- 2022 Associated Press Second-Team All-Big 12
- 2022 Big 12 Defensive Player of the Week, vs. Texas

- 2022 Big 12 Co-Newcomer of the Week, vs. Texas Tech

2022 | JUNIOR

Led TCU with 87 tackles, the most by a Horned Frog since Garret Wallow had 90 in 2020 ... placed third on the team with 9.5 tackles for loss ... started all 14 games he played ... sidelined by injury and missed the Big 12 Championship Game ... earned Big 12 Defensive Player of the Week honors after a season-high 11 stops, including 1.5 for loss, as TCU held Texas to 199 yards of total offense in a 17-10 win in Austin ... also reached double figures with a team-best 10 tackles in victories over Oklahoma and Oklahoma State ... posted five stops, including one for loss, in the College Football Playoff Semifinal win over Michigan ... recorded a sack as part of two tackles for loss and seven stops in the 42-34 victory at SMU ... also took part in a sack with 1.5 TFLs and seven tackles in the 29-28 win at Baylor ... led the Horned Frogs with eight tackles in the 34-24 victory over Texas Tech ... either topped or tied for the team lead in tackles in five games.

2021 | SOPHOMORE (NAVY)

Placed fourth on Navy with 50 tackles, despite playing just nine games ... made seven starts ... totaled a career-high 14 tackles, including one for loss, with an interception and pass breakup against SMU ... posted seven stops with two for loss, a sack and forced fumble versus Tulsa ... had six tackles and a quarterback hurry against Cincinnati ... also had six stops versus Memphis ... broke up two passes to go with two tackles against Marshall ... had two quarterback hurries and three stops in the Air Force game ... posted five tackles against Houston and four versus Notre Dame.

2020 | FRESHMAN (NAVY)

Played in seven games with one start ... posted 13 tackles on the season, including one for loss ... made his first collegiate start in the season finale against Army and recorded four stops with a TFL ... had three tackles against Tulsa and a pair of solo stops at SMU ... part of a defensive effort that saw Navy hold Tulane scoreless in the second half and to just 82 yards of offense over the final 30 minutes in a 27-24 victory ... made his collegiate football debut in the season opener against BYU and totaled four tackles ... originally a lacrosse player at Navy ... played in one game before his lone lacrosse season was cut short due to COVID-19 ... caused a turnover in a 19-3 win over Furman.

HIGH SCHOOL

Three-sport athlete who earned three letters in football, four in lacrosse and one in basketball ... First-Team All-Met as an inside linebacker as a senior ... helped lead Quince Orchard to the 2018 Maryland 4A state championship at Navy-Marine Corps Memorial Stadium ... earned Honorable-Mention All-Met honors in lacrosse his junior year.

10

JOSH HOOVER
QB • 6-1 • 196 • REDSHIRT FRESHMAN
HEATH, TEXAS • ROCKWALL-HEATH HIGH SCHOOL



2022 | REDSHIRT

Saw his lone action of the season in the 59-17 win over Tarleton ... had a 2-yard completion on his only pass attempt

HIGH SCHOOL

Rated by 247Sports as the No. 33 quarterback in the nation, No. 72 overall player in Texas and No. 539 in the country ... three-star recruit ... named the 2021 Landry Award winner, an honor given to the top high school football player from North Texas presented by CBS 11 and the Fellowship of Christian Athletes ... concluded his prep career with 9,953 yards passing and 108 touchdowns with a 60.7 completion percentage (609-of-1,004) ... added five rushing touchdowns ... completed 63.7 percent (191-of-300) of his passes for 3,252 yards and 40 touchdowns as a senior ... District 10-6A Offensive Most Valuable Player as a junior ... first-team all-district as a sophomore ... also lettered in baseball ... his father, Alex Hoover, was a linebacker at Colorado State and in the NFL.

40

KEVIYAN HUDDLESTON
DL • 6-2 • 255 • FRESHMAN
TYLER, TEXAS • CHAPEL HILL HIGH SCHOOL



HIGH SCHOOL

Rated a three-star recruit by 247Sports ... the No. 55 edge rusher in the country and No. 90 overall prospect in Texas ... played on both sides of the ball as a junior, seeing action at defensive end and offensive tackle ... helped lead Chapel Hill to an 11-4 record and a Texas 4A Division I state semifinal appearance ... also played basketball and threw the discus ... posted a 111-4 discus throw as a sophomore.

94

MICHEAL IBUKUN-OKEYODE
DL • 6-6 • 265 • REDSHIRT FRESHMAN
GARLAND, TEXAS • ROWLETT HIGH SCHOOL




2022 | REDSHIRT

Preserved a redshirt by playing in just four regular-season games, the opening four contests of the year, and the exempt College Football Playoff Semifinal at the Vrbo Fiesta Bowl ... his lone tackle came in his TCU debut, the season

opening 38-13 win at Colorado.

HIGH SCHOOL

Three-star recruit ... rated by the 247Sports as the No. 23 edge rusher in the nation and No. 49 overall player in Texas ... No. 401 nationally in the 247 composite rankings ... Dallas Morning News Defensive Player of the Week when he had a 39-yard pick-six, nine tackles including two for loss with a sack, two forced fumbles and a fumble recovery against North Garland ... first-team all-district as a junior and honorable-mention all-district his sophomore year ... 2019 Rowlett Special Teams Player of the Year.

6	<p>CHASE JACKSON WR • 6-2 • 180 • SOPHOMORE CHOCTAW, OKLAHOMA • CHOCTAW HIGH SCHOOL</p>	
----------	--	---

2022 | REDSHIRT FRESHMAN

Played in seven games ... had two receptions for 7 yards ... had a 2-yard catch against Tarleton and a 5-yard grab versus Oklahoma.

2021 | REDSHIRT

Did not see game action.

HIGH SCHOOL

Consensus three-star recruit ... rated by 247Sports as the No. 1 receiver in Oklahoma and No. 61 in the nation ... also the No. 10 overall player in Oklahoma ... totaled 1,342 receiving yards and 15 touchdowns as a junior in the 2019 season ... helped Choctaw reach the Oklahoma 6A-II state semifinal game ... chose TCU over Texas, Indiana and Minnesota.

25	<p>JAMEL JOHNSON S • 6-1 • 200 • FRESHMAN ARLINGTON, TEXAS • SEGUIN HIGH SCHOOL</p>	
-----------	--	---

HIGH SCHOOL

Four-star recruit ... the nation's No. 33 safety and No. 345 overall recruit ... rated the No. 60 overall prospect in Texas ... ranked No. 196 in the ESPN 300 ... first-team all-district as a sophomore ... District 5-5A-II Freshman of the Year.

55	<p>BLAKE JONES DL • 6-2 • 240 • REDSHIRT FRESHMAN BRENHAM, TEXAS • BRENHAM HIGH SCHOOL</p>	
-----------	---	---

2022 | FRESHMAN

Did not see game action.

12	<p>LAFAYETTE KAIUWAY TE • 6-6 • 250 • FRESHMAN ARLINGTON, TEXAS • SAM HOUSTON HIGH SCHOOL</p>	
-----------	--	---

HIGH SCHOOL

Three-star recruit ... the nation's No. 27 tight end in the 247Sports Composite and No. 92 overall prospect in Texas ... the seventh-ranked player on The Dallas Morning News' top 50 recruits list for the class of 2023 ... First-Team Texas 8-6A All-District as a junior ... caught 27 passes for 403 yards and nine touchdowns ... competed in the 110 hurdles and 300 hurdles as a sophomore.

39	<p>GRIFFIN KELL PK • 6-0 • 190 • SENIOR ARLINGTON, TEXAS • ARLINGTON HIGH SCHOOL</p>	
-----------	---	--

CAREER HONORS

- 2022 First-Team All-Big 12
- 2022 Associated Press First-Team All-Big 12
- 2022 Big 12 Special Teams Player of the Week, vs. Baylor
- 2022 Lou Groza Award Star of the Week, vs. Oklahoma State
- 2020 Big 12 Special Teams Player of the Week, vs. Texas
- 2020 Lou Groza Award Star of the Week, vs. Texas

2022 | SENIOR

His 40-yard field goal as time expired to beat Baylor, 29-28, was one of the nation's most memorable plays of the season ... it was TCU's first game-winning field goal on the final play of regulation since 2014, when Jaden Oberkrom nailed a 37-yard kick to beat West Virginia, 31-30, in Morgantown ... went 17-of-19 on field-goal attempts in his third season as the starter ... 16 of his makes came in the final 11 games ... one of his two misses was blocked while the other, a 55-yard attempt in the Big 12 Championship Game, was just wide ... the 89.5 made percentage was third in the Big 12 and tied for 14th nationally ... closed the season with 46 career made field goals to rank sixth all-time at

TCU ... his 279 career points placed fourth ... had a streak of 12 consecutive makes to tie for fifth-best in TCU history ... had a career best 54-yard field goal, fifth-longest in TCU history, against Iowa State ... made a season-best three field goals (47, 35 and 34 yards) in the 43-40 double-overtime win over No. 8 Oklahoma State ... had a fourth quarter 33-yard field goal for TCU's final points in the 51-45 College Football Playoff Semifinal win over Michigan ... made all seven of his season attempts between 40 and 49 yards.

2021 | JUNIOR

Served as TCU's starting place-kicker for the third consecutive season ... had the game-winning 25-yard field goal with 6 seconds left in the 31-28 victory over Kansas ... 14-of-18 on field goals for the season ... made his first three attempts, including a 46-yard effort, in a 30-28 victory versus No. 12 Baylor, running his consecutive streak to 11 which tied for eighth-longest in TCU history ... had a season-long 48-yard field goal in the 52-31 win at Texas Tech ... was 4-of-4 on the season with attempts of at least 40 yards, including a 44-yard make at Oklahoma State ... had at least one field goal in 10 games ... made all 42 of his extra-point attempts.

2020 | SOPHOMORE

Converted 12-of-17 field goals and 36-of-37 extra-point attempts in his first season as the starting place-kicker ... made all four of his field-goal tries (27, 32, 49, 28 yards) in the 33-31 win at No. 9 Texas ... the four field goals tied for fifth-most in a game by a Horned Frog ... had four games with multiple made field goals ... was 10-of-11 on attempts inside 40 yards ... went 10-of-12 in TCU wins ... converted eight of his last 10 attempts on the season ... made kicks from 33 and 34 yards in the 33-23 victory at Baylor ... also had two field goals (43, 37) in the following week's 34-18 win over Texas Tech ... also had a pair of 32-yard makes at West Virginia ... recorded 26 touchbacks on 59 kickoffs.

2019 | FRESHMAN

Saw action in 11 games ... made 3-of-4 field goals with his only miss being from 57 yards at Iowa State ... converted a 35-yard field goal and his lone PAT attempt of the year while adding a season-best three touchbacks on kickoffs in his collegiate debut in the opener against UAPB ... had a career-long 52-yard field goal in the 37-27 win over No. 15 Texas ... also had a 47-yard make against Baylor ... totaled 12 touchbacks on 33 kickoffs for the season.

HIGH SCHOOL

A second-team 6A all-state selection as a senior by the Texas Sportswriters Association ... also first-team All-Tarrant County by the Fort Worth Star-Telegram ... two-time District 4 6A Special Teams Player of the Year ... three-

year starter ... converted 25-of-31 field-goal attempts in his career, including 13-of-16 his senior year ... had a career-long 50-yard effort ... 97-of-99 on PATs over his final three years, including 68-of-69 as a senior ... also handled punting duties ... trained under TCU All-America place-kicker Jaden Oberkrom ... chose TCU over Colorado, Texas Tech and Houston.

<p>39</p>	<p>MATTHEW KERR LB • 6-4 • 230 • SOPHOMORE MASON, TEXAS • MASON HIGH SCHOOL</p>	
------------------	--	---

CAREER HONORS

- 2021-22 Academic All-Big 12 Rookie Team

2022 | REDSHIRT FRESHMAN

His lone appearance on the season came in the 62-14 win over Iowa State.

2021 | REDSHIRT

Played in the season-opening 45-3 win over Duquesne ... it was his lone action on the year.

HIGH SCHOOL

First-team all-state quarterback and the unanimous District 14-2A Most Valuable Player as a senior ... totaled 29 touchdowns his senior year ... was also all-district at quarterback and safety as a junior ... accounted for 26 touchdowns that season ... also lettered in track and field and tennis.

<p>41</p>	<p>HUNTER KREPP WR • 6-1 • 180 • REDSHIRT FRESHMAN DALLAS, TEXAS • JESUIT DALLAS</p>	
------------------	---	---

2022 | REDSHIRT

Redshirted in his first season on campus ... did not see game action.

HIGH SCHOOL

First-Team District 7-6A as a senior ... totaled a district-best 60 receptions for 1,349 yards and 15 touchdowns ... had at least one touchdown in each regular-season game ... caught a season long 75-yard touchdown in the area round against Guyer ... began the year with three straight 100-yard games ... also contributed on special teams ... Team Captain ... the District 7-6A Offensive Newcomer of the Year as

a junior ... totaled 34 receptions for 754 yards and 10 touchdowns ... had a 90-yard kickoff return for a touchdown against Rockwall ... ran a 4.49 in the 40 ... also competed in track and field as a senior ... placed seventh in the 100 meters with a 10.61 at the Texas State Championships ... was the District 7-6A and Region I-6A champion ... ran a personal-best 10.46 at the Area 7-6A meet ... ranked in the top 25 in the state and top 50 in the United States.

2020 | SOPHOMORE

Started the final seven games of the season at left guard, marking the first seven starts of his career ... did not play in the opening two games before making his TCU debut in week three against Kansas State.

2019 | REDSHIRT FRESHMAN

Did not see game action due to injury.

2018 | REDSHIRT


Sidelined for the season because of injury.

HIGH SCHOOL

Three-star recruit by 247Sports.com ... ranked as the No. 3 center in Texas and No. 15 in the country ... rated the No. 89 overall player in Texas by ESPN ... first-team all-district as a junior ... chose TCU over Baylor and Texas Tech.

99

LUKE LAMINACK
PK • 5-11 • 182 • SOPHOMORE
AMARILLO, TEXAS • AMARILLO HIGH SCHOOL



2022 | FRESHMAN

Served as TCU's kickoff specialist in all 15 games ... also handled field goals and PATs in the 59-17 win over Tarleton ... connected on a 36-yard field goal ... had a season-best seven touchbacks in the opening two games of the season, his collegiate debut against Colorado and Tarleton ... also had six touchbacks in the College Football Playoff Semifinal win over Michigan and the 43-40 double-overtime victory against Oklahoma State ... totaled 49 touchbacks on the season while recording two tackles.

36

JOE LATERZA
WR • 6-5 • 202 • SOPHOMORE
ARLINGTON HEIGHTS, ILLINOIS • SAINT VIATOR HIGH SCHOOL



2022 | REDSHIRT FRESHMAN

Played in one game, the 62-14 win over Iowa State.

2021 | REDSHIRT

Did not see game action.

HIGH SCHOOL

All-conference at wide receiver as a senior ... had 17 receptions for 251 yards and four touchdowns as well as a kickoff return for a touchdown ... also started at long snapper for three years.

53

JOHN LANZ
OL • 6-4 • 315 • SENIOR
ARGYLE, TEXAS • GUYER HIGH SCHOOL



CAREER HONORS

- 2021 Second-Team Academic All-Big 12
- 2020 Second-Team Academic All-Big 12

2022 | SENIOR

Appeared in 14 of 15 games ... placed sixth among TCU offensive linemen with 489 snaps played ... totaled a season-best 61 snaps in the 38-28 win over Kansas State.

2021 | JUNIOR

Played in eight games with five starts at left guard ... started the opening four contests, giving him 11 straight starts for the longest streak among TCU offensive lineman ... was then sidelined by injury before returning to the starting lineup at left guard in game 10 at Oklahoma State ... it was his first start since Oct. 2 against Texas.

22

JORDAN LESTER
S • 6-2 • 190 • FRESHMAN
MESQUITE, TEXAS • HORN HIGH SCHOOL



HIGH SCHOOL

Three-star recruit ... the nation's No. 87 safety ... rated the No. 174 prospect in Texas ... posted 55 tackles and two interceptions as a junior ... totaled 57 tackles in a starting role as a sophomore.

20

CHAMP LEWIS

CB • 6-1 • 180 • REDSHIRT FRESHMAN
NEW ORLEANS, LOUISIANA • WARREN EASTON
HIGH SCHOOL



2022 | REDSHIRT

Sidelined for the season due to injury.

HIGH SCHOOL

Three-star prospect ... ranked by 247Sports as the No. 44 player in Louisiana and No. 76 cornerback nationally ... also ran track ... placed second in the 110-meter hurdles (14.31) and third in the 300-meter hurdles (39.98) as a junior at the Louisiana 4A state meet in May 2021.

51

LUKE LINGARD

LB • 6-1 • 225 • SOPHOMORE
COLLEYVILLE, TEXAS • COLLEYVILLE HERI-
TAGE HIGH SCHOOL



2022 | REDSHIRT FRESHMAN

Played in three games ... saw action in the opening two contests, versus Colorado and Tarleton, and the 62-14 win over Iowa State in the regular-season finale ... recorded a solo tackle, quarterback hurry and pass breakup in the 38-13 victory at Colorado ... assisted on a tackle in the 59-17 win over Tarleton.

2021 | REDSHIRT

Did not see game action.

96

CONNOR LINGREN

DL • 6-5 • 315 • REDSHIRT FRESH-
MAN
COLLEGE STATION, TEXAS • COLLEGE STA-
TION HIGH SCHOOL



2022 | REDSHIRT

Sidelined most of the season due to injury ... made his lone appearance in the 62-14 win over Iowa State.

HIGH SCHOOL

Ranked by 247Sports as a three-star recruit ... the No. 146 defensive lineman in the nation and No. 160 overall player in Texas ... first-team 5A Division I All-State ... totaled 79 tackles with 19 for loss, four sacks, three forced fumbles and eight quarterback pressures as a senior ... instrumental in College Station posting a 15-1 overall record and 8-0 district mark while allowing just 10 points and 80.6 rushing yards per game ... a five-time College Station Defensive Player of the Game his senior year ... had career numbers of 148 tackles, 40 for loss and five sacks.

72

JASPER LOTT

OL • 6-5 • 295 • SOPHOMORE
ARGYLE, TEXAS • ARGYLE HIGH SCHOOL



2022 | REDSHIRT FRESHMAN

Did not see game action.

2021 | REDSHIRT

Played in two games, preserving a redshirt season ... saw action in the opener against Duquesne and the finale at Iowa State.

HIGH SCHOOL

Three-star recruit ... listed by ESPN as the No. 22 tight end in the country ... the 247Sports composite rankings have him the No. 9 offensive tackle in Texas and No. 69 in the nation ... also the No. 108 overall player in Texas ... ranked as the No. 1 tight end recruit in the state by Dave Campbell's Texas Football ... a 2020 Sports Illustrated All-America candidate ... earned Texas District 7-4A-I first-team honors at tight end as a junior ... totaled 222 receiving yards and seven touchdowns on the season ... helped lead Argyle to a 13-1 record and a Texas 4A D-1 state quarterfinal appearance ... a multi-position player at Argyle, lining up at tight end, tackle and defensive end ... chose TCU over a multitude of schools that included LSU, Auburn, Oklahoma State and Texas Tech.

34

ZACH MARCHESSELLI

LB • 6-2 • 225 • JUNIOR
BROKEN ARROW, OKLAHOMA • BROKEN AR-
ROW HIGH SCHOOL



2022 | JUNIOR

Saw action in all 15 games ... ranked among the team leaders with four special teams tackles ... totaled nine stops overall ... recorded a career-high three tackles in the 59-17 win over Tarleton ... had two stops in the 55-24 rout of Oklahoma.

2021 | SOPHOMORE

Played in 10 games ... totaled four tackles on the year, including two on special teams ... recorded a season-best two stops at Iowa State.

2020 | REDSHIRT FRESHMAN

Saw action in four of the final six games ... did not record a tackle.

2019 | REDSHIRT

Played in three games, preserving a redshirt season ... saw action in consecutive games against Kansas, Iowa State

and Kansas State.

HIGH SCHOOL

A three-star recruit by 247Sports ... rated as the No. 9 overall player in Oklahoma and No. 46 linebacker in the nation ... totaled 202 tackles, including 150 solo, 2.0 sacks, two interceptions and two fumble recoveries over his junior and senior years ... helped lead Broken Arrow to the Oklahoma Class 6A state championship ... also a state champion wrestler ... chose TCU over Arkansas, Nebraska, Texas Tech, Colorado and Kansas State.

<p>42</p>	<p>BRENT MATISCIK TE • 6-2 • 247 • JUNIOR MCKINNEY, TEXAS • MCKINNEY BOYD HIGH SCHOOL</p>	
------------------	--	---

CAREER HONORS

- 2021 Second-Team Academic All-Big 12
- 2020 First-Team Academic All-Big 12
- 2019-20 Academic All-Big 12 Rookie Team

2022 | JUNIOR

Served as the team's short and long snapper ... played in all 15 games.

2021 | SOPHOMORE

Played in 11 games ... had two rushing attempts on the season.

2020 | REDSHIRT FRESHMAN

Saw action in three games ... played against West Virginia, Kansas and Louisiana Tech.

2019 | REDSHIRT

Played in one game to preserve a redshirt season ... saw action in the opener against UAPB.

<p>16</p>	<p>JAIONTE MCMILLAN CB • 5-11 • 190 • SOPHOMORE ATLANTA, GEORGIA • ROCKDALE COUNTY HIGH SCHOOL</p>	
------------------	---	---

2022 | SOPHOMORE

Played in 14 games ... tied Namdi Obiazor for the team lead with six special teams tackles ... totaled 10 stops overall ... his first career interception came in the 59-17 win over Tarleton ... had pass breakups in consecutive victories over SMU and Oklahoma ... recorded a tackle for loss among two stops in the season opening 38-13 win at Colorado ... had two tackles in the College Football Playoff Semifinal win against Michigan ... also totaled two

stops in the 34-24 victory over Texas Tech.

2021 | REDSHIRT FRESHMAN

Played in four games ... saw action against SMU in week three and the final three contests of the season ... had one tackle.

2020 | REDSHIRT

Saw action in three games ... played against Iowa State, West Virginia and Louisiana Tech.

<p>99</p>	<p>SONI MISI DL • 6-2 • 330 • SENIOR ROHNERT PARK, CALIFORNIA • RANCHO COTATE HIGH SCHOOL • SANTA ROSA JUNIOR COLLEGE</p>	
------------------	--	---

2022 | SENIOR

Appeared in four games ... played in the opening two contests before being sidelined by injury the next 11 games ... returned to action for the two College Football Playoff games ... took part in a tackle for loss in the 51-45 semifinal win over Michigan in his first game since week two ... also had a tackle against Georgia in the national championship.

2021 | JUNIOR

Played in four games ... did not have a tackle.

2020 | SOPHOMORE

Saw action in eight games while making the first three starts of his TCU career ... started in the opener against Iowa State and in consecutive games against Texas Tech and West Virginia ... totaled five stops on the year ... had a season-best two tackles in the 33-31 win at No. 9 Texas.

2019 | REDSHIRT

Played in four games, preserving a redshirt season ... his action came in the opening four contests ... did not record any tackles.

PRIOR TO TCU (SANTA ROSA JUNIOR COLLEGE)

Rated by 247Sports as the No. 15 JUCO defensive tackle in the nation and No. 25 overall player in California ... comes from the same Santa Rosa JC that produced TCU two-time All-America cornerback Jason Verrett ... earned all-conference honors after totaling 43 tackles with 4.5 sacks ... chose TCU over New Mexico and San Jose State

91 TYMON MITCHELL
DL • 6-3 • 310 • JUNIOR
NASHVILLE, TENNESSEE • FRANKLIN ROAD
ACADEMY • GEORGIA



2022 | JUNIOR

Played in all 15 games ... ranked fourth on TCU with 3.0 sacks ... recorded 3.5 tackles for loss among his 20 stops on the season ... had 1.5 TFLs, including a sack, as part of a career-best four stops in the 55-24 rout of Oklahoma ... also had a sack as TCU held Texas to 199 yards of offense in a 17-10 win in Austin ... his first sack as a Horned Frog and in his career came in the 42-34 victory at SMU ... recovered a fumble to go with a tackle in the 62-14 win versus Iowa State.

2021 | SOPHOMORE (GEORGIA)

Played in five games for the Bulldogs' national championship team ... saw action in wins over UAB, Vanderbilt, Arkansas, Missouri and Charleston Southern ... had two tackles against UAB and Vandy ... recorded a stop in the Charleston Southern game.

2020 | REDSHIRT FRESHMAN (GEORGIA)

His lone action came in the season-opening win at Arkansas ... had one tackle.

2019 | REDSHIRT (GEORGIA)

Co-recipient of Defensive Scout Team Player of the Year ... played in two games, versus Murray State and Arkansas State ... totaled a career-high four tackles against Arkansas State.

HIGH SCHOOL

Four-star prospect by Rivals.com ... ranked as the No. 19 defensive tackle nationally and No. 9 overall player in the state of Tennessee ... the No. 23 defensive tackle in the country by PrepStar Magazine ... ESPN.com's No. 33 defensive tackle in the nation ... helped Franklin Road Academy to an 8-5 record and the TSSAA Division II Class AA state semifinals ... named The Tennessean Nashville All-Region Division II-AA Middle Defensive Player of the Year as a senior ... listed No. 9 on The Tennessean Dandy Dozen, a collection of top-12 college football prospects in the Nashville area ... named The Tennessean Nashville All-Region Division II-AA Middle Co-Defensive Most Valuable Player as a junior ... selected to the Tennessee Football Coaches Association All-State Team ... recorded 74 tackles, including 11 for loss, and three sacks his junior year ... also competed on the wrestling team in the 285-pound weight class ... finished in third place in the 2018 TSSAA State Wrestling Championships with a 17-2 record.

4 CHANDLER MORRIS
QB • 6-0 • 190 • SOPHOMORE
HIGHLAND PARK, TEXAS • HIGHLAND PARK HIGH
SCHOOL



CAREER HONORS

- 2021 Big 12 Offensive Player of the Week, vs. Baylor
- 2021 Manning Award Star of the Week, vs. Baylor
- 2021 Earl Campbell Tyler Rose Award Player of the Week, vs. Baylor

2022 | REDSHIRT FRESHMAN

Made the start in the season opening 38-13 win at Colorado ... left the game in the third quarter due to injury ... completed 13-of-20 passes for 111 yards while adding 18 yards rushing on four carries ... did not return to action until Nov. 5 in the 34-24 win over Texas Tech ... completed 5-of-6 passes for 34 yards, including a 2-yard touchdown to Jordan Hudson, in the 62-14 regular-season finale victory against Iowa State ... also saw action versus Georgia in the College Football Playoff National Championship.

2021 | REDSHIRT

Played in four games, preserving a redshirt season ... made his first career start in the 30-28 win over Baylor and earned Big 12 Offensive Player of the Week honors after totaling 531 yards of offense (461 passing, 70 rushing), the second-best total in TCU history ... the 461 yards passing were the fourth-most in a game by a Horned Frog and ranked third in Big 12 history for a player in his first career start ... it was also the third-most nationally since 2012 for a player in his first career start, trailing only Kenny Hill, his position coach, who had 511 in 2014 ... had TCU's first 400-yard passing game since Hill threw for 449 versus Oklahoma in 2016 ... scored his first touchdown as a Horned Frog in the Baylor game on a 12-yard first-quarter keeper, finishing the contest with 70 yards rushing on 11 carries ... also had a 7-yard reception in the game ... started the following week at Oklahoma State before a season-ending injury ... made his TCU debut in the opener against Duquesne and had a 20-yard touchdown pass on his first career attempt ... came off-the-bench to complete 9-of-14 passes for 111 yards while rushing for 38 yards on eight carries at Kansas State.

2020 | FRESHMAN (OKLAHOMA)

Saw action in five games at quarterback ... completed 3-of-5 passes for 39 yards and rushed five times for 44 yards and two touchdowns ... completed 1-of-2 pass attempts for 2 yards in a 55-20 Cotton Bowl win over No. 10 Florida ... scored on a 2-yard touchdown run on the first drive of the Big 12 Championship win over No. 8 Iowa State ... ran for a 13-yard touchdown versus Kansas ... rushed once for 4

yards at Texas Tech ... completed both pass attempts for 37 yards (14 and 23) and rushed twice for 25 yards in his collegiate debut against Missouri State.

HIGH SCHOOL

An Under Armour All-American ... four-star quarterback by ESPN and three-star prospect by 247Sports and Rivals ... ranked as the No. 196 recruit in the country by ESPN and No. 517 by 247Sports ... the No. 7 dual-threat quarterback by ESPN and No. 17 by 247Sports ... the No. 32 recruit in the state of Texas by ESPN, No. 66 by 247Sports and No. 109 by Rivals ... went 27-2 as a starter his final two seasons when he accounted for 7,694 passing yards, 88 passing touchdowns, 1,286 rushing yards and 37 rushing TDs ... led Highland Park to a 16-0 record and Class 5A-1 state title as a junior in 2018 when he threw for 4,036 yards and 46 touchdowns with just six interceptions ... completed 64.4 percent of his passes ... ran for 651 yards and 20 scores ... named state championship game Most Valuable Player after completing 23-of-35 passes for 262 yards and three touchdowns in a 27-17 win over Alvin Shadow Creek ... threw for 3,658 yards and 42 touchdowns as a senior in 2019 while adding 635 rushing yards and 17 scores en route to being named district MVP by coaches ... his father, Chad, is a longtime football coach and former head coach at SMU and Arkansas ... originally chose Oklahoma over Arkansas, Auburn, USC and many others.

<p>2</p>	<p>JOSH NEWTON CB • 6-0 • 190 • SENIOR MONROE, LOUISIANA • OUACHITA PARISH HIGH SCHOOL • ULM</p>	
-----------------	---	---

CAREER HONORS

- 2022 First-Team All-Big 12
- 2022 Associated Press First-Team All-Big 12

2022 | SENIOR

Started all 15 games ... ranked second on the team with 12 pass breakups while his three interceptions tied for second ... only teammate Tre’Vius Hodges-Tomlinson (15) had more PBUs in the Big 12 ... his picks included a 57-yard return for a touchdown in the 62-14 win over Iowa State ... added two pass breakups and four solo tackles against the Cyclones ... also had interceptions in back-to-back games versus Tarleton and SMU ... added a tackle for loss and PBU in the 42-34 win over the Mustangs ... totaled 35 stops on the year ... had a season-best four tackles in four games ... posted a season-best three pass breakups to go with four tackles in the 34-24 win over Texas Tech ... had three tackles, including one for loss, in the College Football Playoff Semifinal win over

Michigan ... recorded a tackle for loss on his first snap as a Horned Frog in the season opening 38-13 win at Colorado ... broke up two passes with four solo stops in the Big 12 Championship Game against Kansas State ... also had two PBUs with four tackles in the 43-40 double-overtime win over No. 8 Oklahoma State.

2021 | JUNIOR (ULM)

Had a team-best eight pass breakups and two interceptions ... placed fifth with 48 tackles and 5.0 for loss ... started nine games, including the final seven of the season ... led a 31-28 upset win over Liberty with five tackles, an interception and two pass breakups ... had three PBUs with four stops the next game against South Alabama ... had a pick to go with five tackles, four solo, at LSU ... totaled a career-best six stops with a quarterback hurry versus Texas State ... broke up two passes with five tackles, including one for loss, against Arkansas State.

2020 | SOPHOMORE (ULM)

Played in 10 games with 16 tackles ... had a team-best five pass breakups ... recorded an interception against Appalachian State ... totaled a season-best four tackles, including one for loss, with a pass breakup versus UTEP.

2019 | REDSHIRT FRESHMAN (ULM)

Started all 12 games at boundary corner after making the transition from wide receiver during spring practice ... totaled 20 tackles and two pass breakups ... recorded a season-best four stops, including three solo, versus Arkansas State ... had two tackles and a PBU in the season finale at Louisiana.

2018 | REDSHIRT (ULM)

Did not see game action.

HIGH SCHOOL

First-team all-district as a senior ... played in the Louisiana High School Coaches Association’s East-West All-Star Game ... two-year starter at wide receiver ... had 35 receptions for 733 yards, a 20.9 average, and 11 touchdowns in 2017 ... recorded five straight 100-yard receiving games ... caught six passes for 112 yards and a touchdown versus Covington in the second round of the playoffs ... had six catches for a career-high 138 yards and three TDs (38, 61 and 17 yards) against Ruston.

68

MIKE NICHOLS

OL • 6-5 • 315 • JUNIOR
JUSTIN, TEXAS • NORTHWEST HIGH SCHOOL



2022 | SOPHOMORE

Saw action in the opening five games before a season-ending injury ... played a career-high 43 offensive snaps in the 55-24 win over Oklahoma.

2021 | REDSHIRT FRESHMAN

Played in six contests.

2020 | REDSHIRT

Appeared in two games ... saw playing time in late-season wins over Kansas and Louisiana Tech.

HIGH SCHOOL

A three-star recruit by 247Sports and ESPN ... rated as the No. 35 offensive tackle in the nation and No. 58 overall prospect in Texas ... chose TCU over Baylor and SMU.

87

BLAKE NOWELL

WR • 6-4 • 207 • JUNIOR
ARDMORE, OKLAHOMA • PLAINVIEW HIGH SCHOOL



CAREER HONORS

- 2021 Second-Team Academic All-Big 12

2022 | SOPHOMORE

Played in 13 games ... totaled six receptions for 86 yards ... had a career-best three catches for 60 yards, including a career long 44-yard grab in the 59-17 win over Tarleton ... also had two receptions for 17 yards in the 62-14 victory against Iowa State ... opened the season with a 9-yard catch in the 38-13 win at Colorado.

2021 | REDSHIRT FRESHMAN

His first collegiate reception was a 20-yard touchdown in his Horned Frogs debut ... it came on the first TCU pass from Chandler Morris for the final points in a 45-3 season-opening victory over Duquesne ... totaled three receptions for 34 yards on the year ... had a 12-yard catch in the 30-28 win over No. 12 Baylor.

2020 | REDSHIRT

Did not see game action in his first year in the program.

HIGH SCHOOL

Three-star recruit by 247Sports and ESPN ... ranked by 247Sports as the No. 153 wide receiver recruit nationally

and No. 14 prospect from Oklahoma ... Rivals had him as the No. 8 overall recruit in the state ... also lettered in track and field ... finished third in the 400 meters at the Oklahoma Class 4A state championships ... chose TCU over Iowa State, Kansas State, Kansas, Minnesota and Navy.

4

NAMDI OBIAZOR

LB • 6-3 • 225 • JUNIOR
EDEN PRAIRIE, MINNESOTA • EDEN PRAIRIE HIGH SCHOOL • IOWA WESTERN COMMUNITY COLLEGE



2022 | JUNIOR

Played in all 15 games with two starts, in consecutive games against Kansas State and West Virginia ... placed eighth on the team with 49 tackles ... tied for team-high honors with five stops in his TCU debut in the season opening 38-13 win at Colorado ... totaled a career-best seven tackles three times in a four-game stretch in wins against Oklahoma State, Kansas State and Texas Tech ... the seven stops versus K-State tied for the TCU lead ... also had a pass breakup in the game ... recorded a tackle for loss against Texas Tech and a PBU in the 17-10 win at Texas.

PRIOR TO TCU (IOWA WESTERN CC)

A First-Team 2021 NJCAA All-American ... played in 10 games and recorded 20 tackles, including one for loss, with two pass breakups ... totaled 31 stops, an interception and four PBUs over his two seasons at Iowa Western ... also blocked a kick.

97

PAUL OYEWALE

DL • 6-4 • 275 • REDSHIRT FRESHMAN
HOUSTON, TEXAS • LANGHAM CREEK HIGH SCHOOL




2022 | REDSHIRT

Played in three games to preserve a redshirt season ... his action came in consecutive games in wins over Tarleton, SMU and Oklahoma ... his lone tackle on the year was in his TCU debut, the 59-17 victory over Tarleton.

HIGH SCHOOL

Rated by 247Sports as the nation's No. 74 defensive lineman and No. 75 overall player in Texas ... three-star recruit ... totaled 56 tackles, including 12 for loss, three sacks and five quarterback hurries as a senior.

13	<p>LUKE PARDEE QB • 6-1 • 180 • SOPHOMORE HOUSTON, TEXAS • KLEIN CAIN HIGH SCHOOL</p>	
----	--	---

2022 | SOPHOMORE
 Did not see game action.

2021 | REDSHIRT FRESHMAN
 Did not appear in any games.

2020 | REDSHIRT
 Did not see game action in his first year on campus.

HIGH SCHOOL
 First-team All-District 15-6A as a junior and senior ... finalist for 2019 Houston Area Player of the Year ... led Klein Cain to its first-ever playoff berth ... a four-time Houston Area Player of the Week recipient ... two-year team captain ... first-team academic all-state ... recipient of a Houston Touchdown Club Scholar-Athlete Award as a senior.

73	<p>WILLIS PATRICK OL • 6-4 • 355 • SENIOR GRAND PRAIRIE, TEXAS • MANSFIELD HIGH SCHOOL • JACKSON STATE</p>	
----	---	--

CAREER HONORS
 - 2021 Associated Press Division II All-American
 - 2021 Division II Conference Commissions Association All-American
 - 2021 Lone Star Conference Offensive Lineman of the Year
 - 2021 First-Team All-Lone Star Conference

2022 | SENIOR (JACKSON STATE)
 Started all 11 games he played ... key part of Jackson State's 12-1 team that averaged 37.7 points and 445.5 yards per game.


2021 | JUNIOR (ANGELO STATE)
 Helped lead Angelo State to an 11-3 record and trip to the quarterfinal round of the Division II playoffs ... the Rams averaged 35.9 points and 441.1 yards per game.

2020 | SOPHOMORE (ANGELO STATE)
 Started four games in an abbreviated season.

2019 | REDSHIRT FRESHMAN (ANGELO STATE)
 Played in six contests.

2018 | REDSHIRT
 Did not see game action.

HIGH SCHOOL
 A two-time first team all-district selection ... named Mansfield High School's Offensive Line Most Valuable Player ... Team Captain.

3	<p>MARK PERRY S • 6-0 • 215 • SENIOR RANCHO CUCAMONGA, CALIFORNIA • RANCHO CUCAMONGA HIGH SCHOOL • COLORADO</p>	
---	--	---

CAREER HONORS
 - 2022 First-Team Academic All-Big 12

2022 | SENIOR
 Placed second on TCU with 84 tackles ... made 14 starts while playing in all 15 games ... his 6.5 tackles for loss ranked fifth on the team ... took part in a TFL in seven contests ... totaled a season-high and team-best nine tackles, including 1.0 for loss, in the 42-34 win at SMU ... also led TCU with eight stops in the 38-31 victory over Kansas ... tied for team-best honors with seven tackles in wins over Kansas State and Baylor ... made his TCU debut with four solo tackles in the season opening 38-13 win over Colorado, his former team ... had 1.5 tackles for loss among five stops in the 55-24 victory against Oklahoma ... recorded five solo tackles, including one for loss, as TCU held Texas to 199 yards of total offense in a 17-10 win in Austin.

2021 | JUNIOR (COLORADO)
 Played in all 12 games and had a team-best three interceptions ... placed third on the Buffaloes with 72 tackles, including two for loss ... tied for third with four pass breakups ... totaled a career-high 11 tackles to go with a fumble recovery on just 55 snaps against USC ... had nine tackles, including one for loss, the previous game versus Arizona State ... also had eight stops, seven solo, and a pass breakup against Minnesota ... all three of his interceptions were in the final seven games ... had picks against Arizona, UCLA and Utah ... posted seven tackles against Oregon.

2020 | SOPHOMORE (COLORADO)
 Played in all five regular season games before missing the Alamo Bowl ... made starts against UCLA and Arizona, totaling a season-high three tackles in both games ... also had three stops and a pass breakup versus Stanford ... totaled 10 tackles on the year, including one that saved a touchdown ... played 253 snaps for the season ... saw extensive action on special teams with a critical field goal block against San Diego State ... a member of Colorado's track and field team in Spring 2021 ... competed in the 100 meters and 4x100


... ran the second leg on the 4x100 team that posted a time of 40.11 at the Air Force Twilight Open for the sixth-best mark in Colorado history ... ran the 4x100 two other times, winning the CU Invitational with a mark of 41.83 and coming in eighth with a 40.75 at the Pac-12 Championships ... ran the 100 meters four times with a best of 10.65, the top mark of any Colorado runner in 2021 and winning the event at the CU Invitational ... other 100-meter times included 10.71 to win at the Air Force Twilight Open and 10.73 to finish second at the Jerry Quiller Classic.

2019 | FRESHMAN (COLORADO)

Played in the final nine games of the season with a start at Washington State ... recorded three tackles and a pass breakup against the Cougars in his first collegiate start ... totaled 12 tackles on the season with four for loss, 1.5 sacks, three quarterback pressures and three PBUs ... all three of his tackles against Washington went for a loss with 1.5 sacks ... named Colorado's Special Teams Player of the Week in the Oregon game.

HIGH SCHOOL

Four-star prospect by 247Sports which ranked him as the No. 48 safety in the nation and No. 78 player in California ... first-team All-CIF and All-Baseline League ... Most Valuable Player of the Rancho Cucamonga team that won the league championship his senior year ... rushed for 905 yards and 14 touchdowns on an 8.7 per carry mark ... added 13 catches for 120 yards and a touchdown ... posted 57 tackles, including three for loss, four pass breakups, a quarterback hurry and forced fumble ... earned all-league honors as a junior when he had 19 tackles, including one for loss ... attended Etiwanta High School as a sophomore where he played wide receiver and had 12 catches for 214 yards and a touchdown.

<h1>29</h1>	<p>JACOB PORTER QB • 6-2 • 178 • REDSHIRT FRESHMAN FORT WORTH, TEXAS • TIMBER CREEK HIGH SCHOOL</p>	
-------------	--	---

2022 | REDSHIRT


Did not see game action in his first year on campus.

<h1>78</h1>	<p>COOPER POWERS OL • 6-5 • 315 • FRESHMAN CONCORD, CALIFORNIA • DE LA SALLE HIGH SCHOOL</p>	
-------------	---	---

HIGH SCHOOL

Three-star recruit ... rated by 247Sports as the nation's

No. 61 interior offensive lineman ... California's No. 84 overall prospect in the 247Sports Composite.

<h1>36</h1>	<p>RYAN QUINTANAR LB • 6-0 • 220 • SOPHOMORE LOS ANGELES, CALIFORNIA • LOYOLA HIGH SCHOOL</p>	
-------------	--	---

2022 | REDSHIRT FRESHMAN

Appeared in one game ... received playing time in the 62-14 win over Iowa State and had a solo tackle.

2021 | REDSHIRT

Did not see game action.

<h1>50</h1>	<p>BRIONE RAMSEY-BROOKS OL • 6-5 • 455 • FRESHMAN DALLAS, TEXAS • SOUTH OAK CLIFF HIGH SCHOOL</p>	
-------------	--	---

HIGH SCHOOL

Rated by 247Sports as a three-star recruit ... the No. 108 interior lineman in the country and No. 235 prospect in Texas ... helped lead South Oak Cliff to back-to-back Texas 5A D-II state championships his junior and senior years ... Texas 5A first-team all-state selection by the Texas Sportswriters Association (TSWA) ... first-team all-district as a sophomore.

<h1>88</h1>	<p>CURTIS RAYMOND III TE • 6-4 • 230 • SENIOR DRIPPING SPRINGS, TEXAS • DRIPPING SPRINGS HIGH SCHOOL • CORNELL</p>	
-------------	---	---

CAREER HONORS

- 2022 First-Team Academic All-Big 12

2022 | SENIOR

Played in nine games, including eight of the last 10 ... all his action came on special teams.

2021 | SENIOR (CORNELL)

Had 27 receptions for 534 yards and four touchdowns ... the 19.8 yards per catch ranked second in the Ivy League and 14th nationally ... had four receptions of at least 40 yards ... his first collegiate catch went for a touchdown against VMI ... also had a scoring grab against Columbia on his final reception of the season ... posted a catch in all 10 contests with three games of at least 80 yards ... totaled a career-best 96 yards receiving on four catches, including a touchdown, against Brown ... caught four passes for

80 yards, including a 43-yard snag, at Yale ... had three receptions for 50 yards and a touchdown in a win over Colgate.

2020 | JUNIOR (CORNELL)

Season canceled due to COVID-19.

2019 | SOPHOMORE (CORNELL)

Sidelined for the season due to injury.

2018 | FRESHMAN (CORNELL)

Did not see action.

HIGH SCHOOL

A two-time all-district wide receiver ... Team Captain as a senior ... surpassed 1,000 career receiving yards and scored 19 touchdowns while setting a school record for consecutive games (23) with a reception ... closed his career ranking second in school history for receiving yards in a game (196), third in career touchdown receptions (19) and season touchdown catches (11, 2017) as well as fifth in career yards receiving (1,114) ... a two-time academic all-district selection and a second-team academic all-state honoree as a senior ... guided Dripping Springs to the fourth round of the state playoffs for the first time as a junior and to the program's first undefeated regular season as a senior ... also lettered in track and baseball.

down, against TCU ... came back the next week with a career-high seven receptions for 73 yards in a win over Texas ... completed a 32-yard pass to go with four catches in a victory at Baylor ... had an 83-yard touchdown, Oklahoma State's longest pass play since 2019, as part of three receptions for a career-best 90 yards versus Iowa State ... began the season with a 45-yard touchdown catch against Central Michigan on OSU's opening series of the year ... caught five passes in consecutive games against Oklahoma and West Virginia to close the regular season.

2021 | FRESHMAN (OKLAHOMA STATE)

Played in 10 games with starts in the final three contests ... placed fourth on the team with 23 catches for 168 yards and two touchdowns ... led all OSU freshmen in receptions ... had a season-high six catches, including a 14-yard touchdown, in the win at Texas Tech ... his other score came on a 2-yard reception in the fourth quarter of the win over Kansas ... recorded a season long 20-yard catch in the PlayStation Fiesta Bowl win over No. 5 Notre Dame ... total four receptions for 42 yards in the game ... had five catches for 33 yards in the Big 12 Championship Game versus Baylor.

HIGH SCHOOL

Three-star prospect by 247Sports, Rivals and ESPN ... ranked by ESPN as the No. 118 wide receiver in the country and the No. 124 player in Texas ... two-time all-district honoree in Texas 20-6A (2018 and 2019) ... school career record holder in receptions and receiving yards with more than 140 catches for 2,200 yards ... had a team-best 35 receptions for 660 yards and 10 touchdowns as a senior ... helped lead Ridge Point to an 8-3 overall record, reaching the quarterfinals of the Texas Class 6A-I playoffs ... voted team Most Valuable Player as a junior ... two-sport athlete who also participated in track and field ... an all-academic selection each year ... his father, Bucky Richardson, was a quarterback at Texas A&M and with the Houston Oilers ... grandpa, Rex Turner, played for Texas State and the Dallas Cowboys and his uncle, Jeff Turner, played at Texas Tech.

44	<p>BEN REPPENHAGEN TE • 6-3 • 251 • SOPHOMORE EDINA, MINNESOTA • SAINT THOMAS ACADEMY</p>	
-----------	--	---

2022 | SOPHOMORE


Did not see game action.

2021 | REDSHIRT FRESHMEN

Saw his lone action of the season in the opener against Duquesne.

2020 | REDSHIRT

Did not see game action in his first year on campus.

7	<p>JP RICHARDSON WR • 6-0 • 190 • JUNIOR MISSOURI CITY, TEXAS • RIDGE POINT HIGH SCHOOL • OKLAHOMA STATE</p>	
----------	---	---

2022 | SOPHOMORE (OKLAHOMA STATE)

Voted by his teammates as a season captain ... played in all 13 games with four starts ... placed second on the Cowboys with 49 receptions for 503 yards and four touchdowns ... had five catches for 51 yards, including a 22-yard touch-

13	<p>JAYLON ROBINSON WR • 5-9 • 180 • SENIOR FORT WORTH, TEXAS • ALL SAINTS' EPISCOPAL SCHOOL • OLE MISS</p>	
-----------	---	---

CAREER HONORS

- 2020 First-Team All-American Athletic Conference
- 2020 AAC All-Academic Team
- 2019 AAC All-Academic Team

2022 | SENIOR (OLE MISS)

Played in eight games with two starts ... totaled five catches for 29 yards on the season ... also rushed for 27 yards ... had

four kickoff returns for 55 yards ... recorded a season-best two catches for 17 yards against Central Arkansas ... had an 8-yard reception and 5-yard rush versus Troy in his Ole Miss debut ... had an 8-yard rush against Alabama.

2021 | JUNIOR (UCF)

Appeared in seven games with six starts ... sidelined five games by injury ... ranked third on the team with 322 receiving yards on just 18 receptions, an average of 17.9 yards per catch ... had two touchdowns ... caught six passes for 140 yards and a touchdown versus Boise State ... had a scoring grab as part of four receptions for 47 yards at Louisville, before missing the majority of the game with an injury ... recorded two receptions for 50 yards against SMU.

2020 | SOPHOMORE (UCF)

Played in and started all 10 games ... placed second on the team with 55 receptions for 979 yards and six touchdowns ... went over 100 yards receiving in his first four games with the Knights, tying for the second-longest streak in program history ... recorded 100 or more yards receiving six times on the season, tying for third-best at UCF and the most since Brandon Marshall in 2005 ... his 17.8 yards per catch ranked 10th-best in a season at UCF ... had career-high totals of 10 receptions, 173 yards and two touchdowns at Memphis ... also had nine receptions for 150 yards and two touchdowns versus East Carolina ... caught six passes for 105 yards versus Georgia Tech in his Knights' debut ... totaled 111 yards on just three catches against Tulsa ... also went over 100 yards with 107 on five grabs at Houston and 113 on four receptions versus Temple ... had a touchdown as part of five catches and 32 yards receiving in the Cincinnati game ... caught five passes for 81 yards at South Florida ... had four catches for 44 yards, including a touchdown, in the Boca Raton Bowl against BYU.

2019 | REDSHIRT FRESHMAN (UCF)

Did not see game action.

2018 | REDSHIRT (OKLAHOMA)

Played in four games as a true freshman, preserving a redshirt season ... had three receptions for 28 yards ... caught two passes for 17 yards in the season opener versus Florida Atlantic ... had a season long 11-yard grab against UCLA.


HIGH SCHOOL

Rated a four-star recruit by Rivals and a three-star prospect by 247Sports and ESPN ... ranked as the No. 58 wide receiver in the country by Rivals and No. 90 by ESPN ... tabbed the 46th-best athlete in the nation by 247Sports ... rated the No. 44 overall prospect in Texas by Rivals, No. 71 by ESPN and No. 85 by 247Sports ... caught over 100 passes for more than 1,400 yards and 18 touchdowns at All Saints' ... also recorded over 800 return yards during his career.

55

**ROBBY
ROCHESTER**

OL • 6-5 • 285 • SOPHOMORE
SOUTHLAKE, TEXAS • CARROLL HIGH
SCHOOL • UCONN



2022 | SOPHOMORE

Played in 13 games in his first season in the program.

2021 | FRESHMAN (UCONN)

Saw action in two games for the Huskies.

2020 | REDSHIRT (UCONN)

UConn did not compete in the 2020 season.


HIGH SCHOOL

Played on the offensive line at Southlake Carroll ... the Dragons rushed for 2,977 yards and threw for 4,025 his senior year in 2019 ... led his team to a 13-1 record, including 7-0 in the district, in reaching the state quarterfinals.

80

**D'ANDRE
ROGERS**

TE • 6-4 • 250 • SOPHOMORE
SAMMAMISH, WASHINGTON • EASTSIDE
CATHOLIC HIGH SCHOOL



CAREER HONORS

- 2022 First-Team Academic All-Big 12

2022 | REDSHIRT FRESHMAN


Saw action in 12 games, primarily on special teams ... did not record a reception.

2021 | REDSHIRT

Played in four games, preserving a redshirt season ... saw action in four of the opening five contests ... did not have a reception.

HIGH SCHOOL

Rated by 247Sports as a four-star recruit and the No. 8 tight end in the country ... Rivals rated him the No. 6 player in the state of Washington ... received an invitation to play in the 2020 Polynesian Bowl ... caught 33 passes for 452 yards and six touchdowns midway through his senior year before being sidelined for the season by injury ... chose TCU over a multitude of offers that included Alabama, Florida, Georgia, LSU, Ohio State, Texas, and USC.

<p>1 CORDALE RUSSELL WR • 6-4 • 210 • FRESHMAN MESQUITE, TEXAS • NORTH MESQUITE HIGH SCHOOL</p>	
---	---

HIGH SCHOOL

Four-star recruit ... rated by 247Sports as the nation’s No. 13 wide receiver ... also listed as the No. 17 prospect in Texas and No. 92 in the country ... No. 278 in the ESPN 300 ... the 13th-ranked player on The Dallas Morning News’ top 50 recruits list for the class of 2023 ... utilized as a receiver and edge rusher as a senior ... totaled 34 receptions for 725 yards and nine touchdowns ... averaged 21.3 yards per catch ... recorded 21 receptions for 317 yards and four touchdowns his junior year ... Texas District 11-6A Newcomer of the Year as a sophomore when he had 38 receptions for 638 yards, an average of 16.8 per catch, and six touchdowns ... also played basketball and ran track ... First-Team All-District 10-6A in basketball as a junior, helping lead North Mesquite to a Texas 6A first-round playoff appearance ... long jumped 18-3 in limited Spring 2022 reps ... ran anchor for North Mesquite’s Texas 6A regional-qualifying 4x100 relay.

on a career-high 14 carries in the Cotton Bowl win over Cincinnati ... also had a reception against the Bearcats ... rushed for 66 yards and a touchdown on 12 attempts against New Mexico State ... rushed eight times for 41 yards, including a 20-yard touchdown for his first career score, against Miami ... ran for 30 yards on seven carries with a long gain of 16 versus Mercer ... had 27 yards on four attempts against Mississippi State ... had a career long 36-yard reception in the Arkansas game.

2020 | REDSHIRT FRESHMAN (ALABAMA)

Rushed for 134 yards on 30 carries before a season-ending injury ... had one reception ... ran for a career-high 80 yards on 12 attempts against Mississippi State ... had a long gain of 25 yards against the Bulldogs ... carried seven times for 39 yards versus Tennessee while also being back deep on kickoff returns ... rushed twice for 14 yards in the Texas A&M game.

2019 | REDSHIRT (ALABAMA)

Suffered a season-ending injury ... received a medical hardship.

HIGH SCHOOL

The top-rated running back prospect by Rivals and on the 247Composite ... ranked among the top players in the country across all positions ... selected as the No. 11 prospect on USA Today’s Chosen 25 rankings ... tabbed the No. 1 running back and second-rated player in Florida along with a No. 3 overall national ranking by Rivals ... listed as the No. 6 player in the country and No. 2 player in Florida on the 247Composite ... the No. 14 player nationally and second-rated running back overall and player in the Sunshine State by 247Sports ... selected as the No. 16 player on the ESPN 300 ... ranked the No. 2 runner and No. 9 player in the Southeast Region by ESPN ... selected to play in the All-American Bowl in San Antonio ... participated in Nike’s “The Opening” Finals in Frisco in 2018 ... his position coach at IMG was former NFL running back Cadillac Williams.

<p>30 KYLAN SALTER LB • 6-2 • 220 • FRESHMAN CEDAR HILL, TEXAS • CEDAR HILL HIGH SCHOOL</p>	
---	--

HIGH SCHOOL

Three-star recruit ... rated in the 247Sports Composite as the No. 58 linebacker in the nation and No. 102 overall prospect in Texas ... totaled 115 tackles, including 16 for loss, with four forced fumbles as a junior ... returned two fumbles for touchdowns ... also ran track ... a member of Cedar Hill’s 4x200 and 4x400 relay teams as a junior.

<p>2 TREY SANDERS RB • 6-0 • 222 • JUNIOR PORT SAINT JOE, FLORIDA • IMG ACADEMY • ALABAMA</p>	
---	---

2022 | JUNIOR (ALABAMA)

Appeared in 10 games ... totaled 80 yards rushing and a touchdown on 14 carries ... added two receptions for 13 yards ... found the end zone from 6 yards as part of four carries for 35 yards against ULM ... had a 10-yard reception and 5-yard rush versus Utah State.

2021 | SOPHOMORE (ALABAMA)

Played in 13 games ... rushed for 314 yards and two touchdowns ... caught six passes for 55 yards ... totaled 67 yards

<p>31 JORDY SANDY P • 6-3 • 215 • SENIOR TRARALGON, AUSTRALIA • PROKICK AUSTRALIA</p>	
---	---

CAREER HONORS

- 2022 Honorable-Mention All-Big 12
- 2022 Ray Guy Award Ray’s 8, vs. Oklahoma State
- 2021 Ray Guy Award Ray’s 8, vs. Texas
- 2020 Second-Team All-Big 12
- 2020 Second-Team AP All-Big 12
- 2020 Ray Guy Award Ray’s 4, vs. Texas Tech

2022 | SENIOR

Donated \$20 to Fort Worth's Hope Center for Autism for each punt inside the 20-yard line ... the final total was \$360 with 18 punts inside the 20 ... had only three touchbacks on 63 punts in his fourth season as a starter ... opponents had just seven punt returns for 45 yards with 39 fair catches ... had five punts of at least 50 yards, including a key 50-yard boot late in the College Football Playoff Semifinal win over Michigan ... Trent Battle made the tackle for no gain on the Wolverines' return, pinning Michigan at its own 25 before a 4-and-out to seal TCU's victory ... also had a 51-yard punt in the game ... had a season long 59-yard kick at Kansas as part of averaging a season-best 45.3 yards on four punts ... averaged 43.5 yards with a long of 51 in the 34-24 win over Texas Tech ... recorded a 53-yard punt in the 42-34 victory at SMU ... averaged 39.9 yards per attempt on the season ... was the holder on PATs and field goals for a fourth consecutive year.

2021 | JUNIOR

His career-high 43.3-yard average was the best by a TCU player since Ethan Perry's 44.5 mark in 2012 ... 13 of 43 punts went inside the 20, including six inside the 10, with just three touchbacks ... opponents were held to 10 punt return yards on the season ... his 64-yard punt against Cal was TCU's longest since 2014 ... averaged 50.4 yards on five punts in the 34-32 win over the Golden Bears ... also had a 62-yard punt downed at the 1-yard line versus Texas ... had a 45.7 average on three boots in the 52-31 victory at Texas Tech ... had eight punts of at least 50 yards on the year ... served for a third consecutive season as the holder on PATs and field goals.

2020 | SOPHOMORE

His 41.0 average was the highest by a Horned Frog since Ethan Perry's 44.5 mark in 2012 ... the 41.0 average placed second in the Big 12 ... 24 of his 57 punts on the season went inside the 20-yard line with 10 boots inside the 10 ... had eight punts of at least 50 yards with only three touchbacks ... had at least one 50-yard punt in five of 10 games ... helped TCU place second in the Big 12 in net punting (38.9) ... averaged 45.4 yards on five punts in the 34-18 win over Texas Tech ... equaled a career long with a 55-yard punt as part of a 43.9-yard average on seven attempts against Kansas State ... averaged 42.9 yards on seven punts with a long of 54 in the 29-22 win over No. 15 Oklahoma State ... also averaged 42.8 and 42.5 yards in wins over Texas and Baylor, respectively ... continued to serve as the holder on PATs and field goals.

2019 | FRESHMAN

Placed 25 of his 61 punts on the season inside the opponent 20, including 12 inside the 10 ... had seven punts go inside the 5-yard line ... had just five touchbacks ... recorded nine

punts of at least 50 yards, including three at Oklahoma with 50, 53 and 55-yard boots ... averaged a season-best 45.5 yards on his six attempts at OU ... posted 55- and 54-yard punts against Kansas and Baylor, respectively ... also served as the holder on field goals and extra-point attempts for first-team All-Big 12 place-kicker Jonathan Song.

PRIOR TO TCU

Rated by 247Sports as the No. 5 punter in the Class of 2019 ... ranked No. 1 in Australia ... chose TCU over Texas Tech.

49

AUSTIN SCHEETS

WR • 6-8 • 209 • SOPHOMORE
COLLEYVILLE, TEXAS • COVENANT CHRISTIAN ACADEMY • WEATHERFORD COLLEGE



2022 | FRESHMAN

Did not see game action.

86

DREW SCOTT

WR • 6-2 • 198 • SENIOR
DALLAS, TEXAS • HIGHLAND PARK HIGH SCHOOL



2022 | JUNIOR

Did not appear in a game.

2021 | SOPHOMORE

Did not see game action.

HIGH SCHOOL

Three-sport letterman in football, basketball and lacrosse ... also a captain in each sport ... all-district in football as he helped lead Highland Park to the 2018 state championship ... also a two-time all-district selection in lacrosse.

61

RILEY SELF

OL • 6-4 • 305 • SOPHOMORE
LUFKIN, TEXAS • LUFKIN HIGH SCHOOL



2022 | REDSHIRT FRESHMAN

Did not appear in any games.

2021 | REDSHIRT

Did not see game action.

<p>43 JOE STAUBACH WR • 6-1 • 190 • REDSHIRT FRESHMAN DALLAS, TEXAS • JESUIT DALLAS</p>	
---	---

2022 | REDSHIRT

Redshirted in his first year on campus ... did not see game action.

<p>65 MIKE STOKER OL • 6-5 • 315 • FRESHMAN DALLAS, TEXAS • SOUTH OAK CLIFF HIGH SCHOOL</p>	
---	---

HIGH SCHOOL

Three-star recruit ... the nation's 85th-ranked interior offensive lineman in the 247Sports Composite ... the No. 194 overall prospect in Texas ... played both left tackle and right tackle on the offensive line ... helped lead South Oak Cliff to back-to-back state championships.

<p>56 BEN TAYLOR -WHITFIELD OL • 6-6 • 325 • FRESHMAN DUNCANVILLE, TEXAS • DUNCANVILLE HIGH SCHOOL</p>	
--	--

HIGH SCHOOL

Three-star recruit ... the nation's 73rd-ranked offensive tackle in the 247Sports Composite ... No. 160 overall prospect in Texas ... played at offensive tackle in leading Duncanville to a 13-2 record and trip to the Class 6A Division I title game his junior year.

<p>84 WARREN THOMPSON WR • 6-3 • 205 • SENIOR SEFFNER, FLORIDA • ARMWOOD HIGH SCHOOL • ARKANSAS • FLORIDA STATE</p>	
---	---

2022 | SENIOR (ARKANSAS)

Played in nine games ... had 12 receptions for 178 yards and two touchdowns ... totaled a season-best three catches for 36 yards, including a 23-yard touchdown, in a 44-30 win at South Carolina ... had a 56-yard touchdown at Texas A&M ... opened the season with two catches for 22 yards in a 31-24 victory over Cincinnati ... also had two receptions against Liberty ... had a 29-yard grab at Auburn.

2021 | JUNIOR (ARKANSAS)

Made three starts and played in all 13 games in his first year at Arkansas ... caught 19 passes for 304 yards, an average of 16.0 per catch, and two touchdowns ... recorded at least one catch in 10 games, including a stretch of six consecutive contests ... caught four passes for a career-high 76 yards and a touchdown at Ole Miss ... had three catches for 21 yards against Texas ... hauled in a career long 60-yard pass for his first touchdown as a Razorback against Georgia Southern ... had two receptions for 12 yards at Georgia ... recorded two receptions for 51 yards, including a 40-yard grab, at Alabama ... also posted two catches against Auburn and Mississippi State ... had a 23-yard reception in a road win at LSU ... caught a 12-yard pass in the Outback Bowl victory against Penn State.

2020 | SOPHOMORE (FLORIDA STATE)

Played in six games with one start ... totaled five receptions for 104 yards and a score ... his first collegiate touchdown was a 24-yard reception at North Carolina State.

2019 | REDSHIRT FRESHMAN (FLORIDA STATE)


Appeared in six games ... had six receptions for 91 yards ... his first two collegiate receptions totaled 50 yards in the season opener against Boise State.

2018 | REDSHIRT (FLORIDA STATE)

Played in four games to preserve a redshirt season ... did not total any receptions.

HIGH SCHOOL

Consensus four-star recruit ... rated by the 247Sports Composite as the No. 154 player in the nation ... ranked No. 201 in the ESPN 300 ... caught 50 passes for 866 yards and 10 touchdowns over his final two seasons at Armwood ... had 487 yards receiving and six touchdowns as a senior ... helped lead his team to the 2017 6A state championship game ... caught a 5-yard touchdown in the title game to give Armwood a 9-0 lead over Miami Northwestern.

<p>15 GRANT TISDALE QB • 6-0 • 226 • SENIOR ALLEN, TEXAS • ALLEN HIGH SCHOOL • SOUTHEASTERN LOUISIANA</p>	
---	---

CAREER HONORS

- 2021 Southland Commissioner's Fall Academic Honor Roll
- 2019 Ole Miss Athletic Director's Spring Honor Roll

2022 | JUNIOR (SOUTHEASTERN LOUISIANA)

Played in one game.

2021 | SOPHOMORE (SOUTHEASTERN LOUISIANA)

Did not see game action.

2021 | CISCO JUNIOR COLLEGE

Played in three games for Cisco in Spring 2021 ... completed 8-of-14 passes for 111 yards and a touchdown.

2020 | REDSHIRT FRESHMAN (OLE MISS)

Did not see game action ... moved to wide receiver at the start of fall camp.

2019 | REDSHIRT (OLE MISS)

Played in one game ... completed both of his pass attempts for 56 yards and a touchdown against No. 2 Alabama ... had two rushes for 10 yards.

HIGH SCHOOL

Consensus four-star recruit by ESPN and Rivals ... three-star prospect by 247Sports and the 247Sports Composite ... ranked as the No. 12 dual-threat quarterback in the nation by Rivals ... the No. 45 recruit out of Texas by ESPN ... named to the MaxPreps High School Football All-America Team as a senior ... totaled 101 touchdowns, 69 passing and 32 rushing, in his high school career ... threw for 5,088 yards with only nine interceptions ... accounted for 47 touchdowns as a senior with just four picks ... closed his senior season as the quarterback for the fourth-ranked team in Texas ... led Allen to the 2017 6A state championship with a 16-0 record as a junior ... first-team all-district his junior year ... honorable-mention all-state by the Texas Associated Press Sports Editors ... was 30-1 as a starting quarterback at Allen.

32	<p>KEVIN WARD S • 6-0 • 205 • SOPHOMORE SPRINGFIELD, MISSOURI • KICKAPOO HIGH SCHOOL</p>	
----	---	---

2022 | REDSHIRT FRESHMAN

Appeared in one game ... Saw playing time in the 59-17 win over Tarleton.

2021 | REDSHIRT

Did not see game action.

HIGH SCHOOL

All-conference at defensive back his junior and senior years ... totaled 62 tackles and six pass breakups as a senior ... also had 595 yards rushing ... had 38 tackles, five interceptions, five pass breakups, and three tackles for loss his junior year.

27	<p>JIMMY WEIRICK QB • 5-11 • 195 • SENIOR PICKERINGTON, OHIO • PICKERINGTON NORTH HIGH SCHOOL • WOFFORD</p>	
----	--	---

CAREER HONORS

- 2022 Southern Conference Player of the Week, vs. East Tennessee State
- 2022 Southern Conference Academic Honor Roll
- 2019 Southern Conference Academic Honor Roll

2022 | SENIOR (WOFFORD)

Set school season records for passing yards (2,480), completions (187) and attempts (322) ... threw for 12 touchdowns ... closed his Wofford career fourth on the program's all-time list for passing yards (3,360) ... started all 11 games in his final season as a Terrier ... passed for a single-game school record 428 yards against Furman, completing 25-of-42 attempts with two touchdowns ... also threw for 409 yards versus East Tennessee State ... competed 14-of-20 passes at Virginia Tech for 161 yards ... went 25-of-39 in the air for 359 yards and a touchdown against Kennesaw State ... had 232 yards passing and three touchdowns versus The Citadel.

2021 | JUNIOR (WOFFORD)

Played in two games before a season-ending injury ... went 21-of-38 passing with 15 carries for 74 yards and a pair of touchdowns.

2020-21 | SOPHOMORE (WOFFORD)

Started all five games ... completed 57.1 percent (40-of-70) of his passes for 553 yards and three touchdowns ... also had a rushing score ... threw for a season-high 170 yards, including a 75-yard touchdown, versus VMI ... completed all four of his attempts for 42 yards and a touchdown against The Citadel ... 12-of-18 in the air for 173 yards in the season opener against Mercer.

2019: | REDSHIRT FRESHMAN (WOFFORD)

Played in three contests, including an FCS playoff game against Kennesaw State when he completed 5-of-7 passes for 58 yards and a touchdown.

2018 | REDSHIRT (WOFFORD)

Saw action in two games ... ran for a 63-yard touchdown against VMI as part of four carries for 69 yards ... also completed 5-of-6 passes for 35 yards in the game while adding a 37-yard punt.

HIGH SCHOOL

First team All-District, All-Metro and All-Ohio ... was also

the All-Ohio D1 Offensive Player of the Year ... four-year starter ... passed for 2,680 yards and 34 touchdowns as a senior while rushing for 1,083 yards and 12 scores ... helped lead Pickerington North to a 10-3 record and the regional finals ... holds all his school's passing records ... threw for 2,827 yards and 28 touchdowns as a junior ... also rushed for 364 rushing yards and seven touchdowns ... missed most of his sophomore season due to injury ... passed for 1,118 yards and 11 touchdowns as a freshman ... also played basketball and competed in the high jump on the track and field team.

19

JARED WILEY
TE • 6-7 • 260 • SENIOR
TEMPLE, TEXAS • TEMPLE HIGH SCHOOL • TEXAS



CAREER HONORS

- 2022 Honorable-Mention All-Big 12
- 2022 First-Team Academic All-Big 12
- 2021 First-Team Academic All-Big 12
- 2020 Second-Team Academic All-Big 12

2022 | SENIOR

Placed fifth on TCU with a career-best 24 receptions, surpassing his career total (19) entering the season after three years at Texas ... tied for fourth on the team with four touchdown catches ... his 10-yard scoring reception from Max Duggan with 1:57 to play tied the Oklahoma State game at 30-30, as TCU went on to rally from a 17-point deficit for a 43-40 double-overtime win ... caught the game-tying 2-point pass from Duggan with 1:51 remaining to cap TCU's 11-point fourth quarter comeback in the Big 12 Championship Game against Kansas State ... the top-two receiving games of his career both came against K-State ... totaled a career-high five receptions for 74 yards, including a 4-yard touchdown, in the 38-28 regular-season win before recording four catches for 28 yards in the Big 12 title game ... his first touchdown as a Horned Frog was on a 6-yard catch against Tarleton ... had two receptions for 13 yards in his TCU debut in the season opening 38-13 win at Colorado ... had an 8-yard touchdown catch in the 42-34 win at SMU ... caught a 6-yard pass in the College Football Playoff Semifinal win over Michigan.

2021 | JUNIOR (TEXAS)

Played in 11 games with eight starts ... totaled nine receptions for 67 yards and two touchdowns ... had a season-best three catches for 26 yards and a touchdown against Rice ... the scoring grab versus the Owls came on a season long 20-yard catch ... had a 2-yard touchdown on his lone reception against Oklahoma ... recorded two catches versus Baylor and Kansas State.

2020 | SOPHOMORE (TEXAS)

Saw action in all nine regular-season games with starts against Texas Tech and Baylor ... caught nine passes for 166 yards and one touchdown ... recorded two catches for 63 yards, including a career long 52-yard reception, versus TCU ... had two receptions for 14 yards against Oklahoma ... caught two passes for 70 yards, including a 47-yard catch, versus Baylor ... had a 7-yard touchdown catch against No. 13 Iowa State ... did not play in the Alamo Bowl due to injury.

67

HUDSON WHITE
OL • 6-2 • 290 • SOPHOMORE
ABILENE, TEXAS • WYLIE HIGH SCHOOL



2022 | REDSHIRT FRESHMAN

Did not see game action.

2021 | REDSHIRT

Played in the season-opening win against Duquesne.

13

MASON WHITE
CB • 6-1 • 185 • JUNIOR
VAN NUYS, CALIFORNIA • BIRMINGHAM CHARTER HIGH SCHOOL • MOUNT SAN ANTONIO COLLEGE



PRIOR TO TCU

Totaled five interceptions and six pass breakups to go with 37 tackles, including five for loss, as a sophomore at Mount SAC ... also blocked a kick ... had 16 tackles and two picks his freshman year.

23

JAVEON WILCOX
S • 6-1 • 200 • FRESHMAN
TEMPLE, TEXAS • LAKE BELTON HIGH SCHOOL



HIGH SCHOOL


Four-star recruit ... the No. 35 safety recruit in the nation by 247Sports and No. 67 overall prospect in Texas ... totaled 125 tackles, including two for loss, as a senior ... also had three interceptions, two pass breakups, a forced fumble and fumble recovery ... added 14 receptions for 336 yards and eight touchdowns ... posted 96 tackles and a forced fumble as a junior with seven receptions for 162 yards and two touchdowns ... also had a rushing score ... played basketball and competed in track and field ... recorded a 5-10 high jump as a sophomore and an 18-0 long jump as a freshman.

2019 | FRESHMAN (TEXAS)

Played in 12 games with two starts ... started against No. 13 Baylor and Texas Tech ... made his collegiate debut in the Louisiana Tech game ... had his first career start at No. 13 Baylor ... his first career reception went for 15 yards in the regular-season finale versus Texas Tech.

HIGH SCHOOL

Ranked as the No. 97 prospect in Texas and No. 31 at tight end nationally by Rivals ... No. 157 recruit in Texas and No. 55 tight end in the country by 247Sports ... rated No. 140 in Texas and No. 24 at tight end by ESPN ... named co-Offensive Player of the Year in District 12-6A as a senior ... served as Temple's starting quarterback ... completed 149-of-258 passes (57.8 percent) for 2,314 yards and an area-leading 27 touchdowns with just five interceptions ... added 207 yards rushing with one touchdown ... led an offense that averaged 40.5 points per game ... registered four games with at least four passing touchdowns, including passing for 366 yards against Belton ... did not play in the fourth quarter of many of Temple's first eight games due to large leads ... helped Temple to an 8-3 overall record, including a 6-2 district mark and an appearance in the 6A Division 2 bi-district playoffs in its first year in 6A his senior season ... selected first-team All-District 18-5A as a tight end as a junior ... caught 26 passes for 328 yards and four touchdowns as a junior ... spent limited time at quarterback and attempted 10 passes ... part of an offense that averaged 35.7 points per game ... had three or more receptions in five games and posted season highs of 58 yards and two touchdowns against Magnolia West ... helped Temple to a 10-4 overall record, including a 5-1 district mark and an appearance in the 5A Division 1 quarterfinals his junior year ... selected first-team All-District 18-5A as a punter as a sophomore ... was also the primary place-kicker ... converted all five of his field goal attempts with a long of 32 ... made 34-of-38 PATs ... rushed for three touchdowns on 11 carries ... helped Temple to a 12-4 overall record, including a 5-1 district mark and an appearance in the 5A Division 1 title game in 2016 ... also played baseball.

52	<p>DAMONIC WILLIAMS DL • 6-2 • 320 • SOPHOMORE TORRANCE, CALIFORNIA • ALEMANY HIGH SCHOOL</p>	
----	--	---

CAREER HONORS


- 2022 Honorable-Mention Big 12 Defensive Freshman of the Year
- 2022 True Freshman All-American, 247Sports
- 2022 Freshman All-American, College Football News

2022 | FRESHMAN

Started all 15 games ... made his TCU debut at the age of 17 when he started the season opener at Colorado two days before he turned 18 ... had an immediate impact when he combined with Jamoi Hodge on a stop for no gain when the Buffaloes went for it on 4th-and-1 at the TCU 15 on the game's opening series ... also had a sack in the game while totaling three tackles in the 38-13 win in Boulder ... also posted a sack in the 55-24 rout of Oklahoma ... recorded 1.5 tackles for loss, a forced fumble and three stops in the 38-28 win over Kansas State ... also had a TFL in the Big 12 Championship Game against K-State ... totaled a career-high six tackles, including one for loss, in the 43-40 double overtime victory over No. 8 Oklahoma State.

HIGH SCHOOL

Three-star recruit ranked by 247Sports as the nation's No. 50 defensive tackle ... rated the No. 35 overall player in California.

71	<p>MARCUS WILLIAMS OL • 6-7 • 340 • JUNIOR LONGVIEW, TEXAS • LONGVIEW HIGH SCHOOL</p>	
----	--	--

CAREER HONORS

- 2022 Second-Team Academic All-Big 12
- 2020 First-Team Academic All-Big 12

2022 | JUNIOR

Appeared in 13 of 15 games ... totaled 103 snaps on the year ... played a season-best 19 offensive snaps in the 62-14 win over Iowa State ... also played 13 snaps on offense in the 55-24 victory against Oklahoma.

2021 | SOPHOMORE

Saw action in one game, the season-opening 45-3 win over Duquesne.

2020 | REDSHIRT FRESHMAN

Played in two games ... made his TCU debut at West Virginia ... also saw action in the regular-season finale against Louisiana Tech.


2019 | REDSHIRT

Redshirted in his first season on campus ... did not appear in any games.

HIGH SCHOOL

The No. 130 offensive tackle in the nation and No. 206 overall player in Texas ... three-star recruit by 247Sports ... helped Longview reach the Class 6A Division I semifinals ...

instrumental in the Lobos averaging close to 300 yards per game rushing ... chose TCU over Baylor, Houston and SMU.

<p>3</p> <p>SAVION WILLIAMS WR • 6-5 • 225 • JUNIOR MARSHALL, TEXAS • MARSHALL HIGH SCHOOL</p>	
--	---

2022 | JUNIOR

Placed fourth on TCU with 29 receptions, more than quadrupling his career total (7) entering the season ... started all 15 games ... had a career-best five receptions for 48 yards, including a 2-yard touchdown, in the 62-14 victory over Iowa State in the regular-season finale ... it was his second straight game with a career-high in catches ... totaled four receptions for 54 yards the previous week in the 29-28 win at Baylor ... had a career-high 97 yards receiving, including a career long 57-yard reception and a 29-yard touchdown as part of three catches in the 41-31 win at West Virginia ... his first career touchdown was a 19-yard score to cap the game's opening series in the 42-34 victory over SMU ... tied a then career-best with three receptions for 44 yards in the contest ... also provided TCU's first points of the game the following week with another 19-yard touchdown catch on TCU's opening series in the 55-24 rout of Oklahoma ... began the season with a career-high three receptions for 31 yards in the opener at Colorado ... had at least three catches in seven games.

2021 | SOPHOMORE

Played in seven games ... totaled six receptions for 71 yards ... had two catches against Duquesne, Oklahoma and West Virginia ... had a career long 16-yard reception against the Mountaineers.

2020 | FRESHMAN

Led TCU with a 22.3-yard average on kickoff returns ... had 14 of the team's 20 kickoff returns on the year ... had a season long 30-yard return as part of three attempts for 82 yards in the 33-23 win at Baylor ... also had 26-yard returns versus Oklahoma and West Virginia ... played in seven games ... his lone reception on the season went for 8 yards in the 52-10 win over Louisiana Tech.

HIGH SCHOOL

Four-star recruit by 247Sports ... rated as the No. 28 wide

receiver in the nation ... played quarterback his senior year and led Marshall to a district championship ... received Offensive Player of the Week honors from the Longview News-Journal when he was 11-of-18 passing for 238 yards and two touchdowns while adding 12 carries for 149 yards and two rushing scores versus Jacksonville ... honorable mention All-East Texas as a junior ... also lettered in basketball and track and field ... chose TCU over Texas, Baylor, Texas Tech, Arkansas and SMU.


<p>41</p> <p>TJ WILLSON LB • 6-0 • 215 • REDSHIRT FRESHMAN LOOMIS, CALIFORNIA • DEL ORO HIGH SCHOOL</p>	
---	---

2022 | REDSHIRT

Saw his lone action of the season in the 59-17 win over Tarleton.

HIGH SCHOOL

A First-Team All-Metro defensive back in the Sierra Foothill League ... totaled 34 tackles and four interceptions during his senior season that was shortened to five games due to COVID-19 ... named Del Oro's Boy Athlete of the Year and Football Most Valuable Player ... also a member of his school's baseball and track and field teams.

<p>21</p> <p>COREY WREN RB • 5-10 • 195 • JUNIOR NEW ORLEANS, LOUISIANA • JOHN CURTIS CHRISTIAN SCHOOL • FLORIDA STATE</p>	
--	---

2022 | JUNIOR

Limited by injury to seven games ... played in the opening six contests and then again in the College Football Playoff National Championship ... rushed for 34 yards on the year with a season-best 28 on three carries, including a 22-yard gain, against Tarleton ... totaled three receptions ... had two catches versus Oklahoma in the 55-24 win ... also caught a pass against Georgia.

2021 | SOPHOMORE (FLORIDA STATE)

Played in seven games ... returned three kickoffs for 65 yards ... had two kickoff returns for 52 yards, including a career long 33-yard effort, in the season opener versus No. 9 Notre Dame ... also played against Jacksonville State, Wake Forest, Miami and Boston College.

2020 | FRESHMAN (FLORIDA STATE)

Saw action in five contests ... had three kickoff returns for 45 yards at No. 5 Notre Dame ... made his collegiate debut at No. 12 Miami ... also played in a 41-24 win versus

Jacksonville State as well as against Pitt and NC State.

HIGH SCHOOL

Three-star recruit ranked as the 25th-best athlete nationally in the 247Sports Composite ... rated by Rivals as the No. 18 athlete nationally and 19th among Louisiana prospects ... totaled 3,126 all-purpose yards in his high school career ... averaged 11.4 yards per carry, rushing for 2,309 yards on 202 attempts ... totaled 36 touchdowns ... rushed for 1,146 yards and 17 touchdowns as a senior ... also had 132 yards and two touchdowns receiving as well as 272 return yards with one touchdown ... helped lead John Curtis Christian to the semifinal round of the state championships ... played on an undefeated and state champion team his junior year ... totaled 1,265 all-purpose yards with 10 rushing touchdowns and one punt return score ... ran for 269 yards and five touchdowns as a sophomore ... also competed in track and field and was a four-time indoor state champion in the 60 meters ... broke the state record with a time of 6.79 seconds in the 2020 state championship, bettering his mark of 6.82 from 2018 ... his personal-best of 10.41 in the 100 was the fastest in Louisiana in 2019 and No. 5 nationally.

2020 | REDSHIRT FRESHMAN (TEXAS A&M)

Appeared in five games ... contributed on special teams ... did not record a reception.

2019 | REDSHIRT (TEXAS A&M)

Played in four games to preserve a redshirt season ... did not have a reception.

HIGH SCHOOL

Under Armor All-American ... ranked by 247Sports as the No. 12 wide receiver in the nation and No. 11 prospect in Texas ... named to Dave Campbell's Texas Football Tops in Texas Second Team ... recorded 42 receptions for 619 yards and seven touchdowns in nine games as a senior ... caught 32 receptions for 545 yards and seven touchdowns in 10 games his junior year ... also played basketball.

16	<p>DYLAN WRIGHT WR • 6-3 • 210 • JUNIOR DALLAS, TEXAS • WEST MESQUITE HIGH SCHOOL • MINNESOTA</p>	
----	--	--

2022 | JUNIOR (MINNESOTA)

Started four of the 12 games he played ... totaled 17 receptions for 280 yards and a touchdown ... had a 16-yard scoring grab against Colorado as part of two catches for 31 yards ... tied a career-high with five receptions for 86 yards at Wisconsin ... recorded three catches for 54 yards at Michigan State ... his two receptions at Nebraska totaled 54 yards ... caught two passes for 14 yards against Syracuse.

2021 | SOPHOMORE (MINNESOTA)

Played in 12 games ... led the Golden Gophers with an average of 20.3 yards per reception ... caught 18 passes for 365 yards and two touchdowns ... made his Minnesota debut against Ohio State and totaled five receptions for 57 yards and a touchdown ... hauled in three passes for 73 yards and a touchdown versus Miami (Ohio) ... had a 39-yard reception at Colorado and caught a 34-yard pass at Indiana ... contributed a 27-yard grab against Wisconsin ... recorded two catches versus Nebraska and Illinois ... caught two passes for 58 yards against West Virginia in the Guaranteed Rate Bowl.

COACHING STAFF



Football Coaching Staff



SONNY DYKES
HEAD COACH
2ND SEASON

Sonny Dykes was introduced as TCU's head football coach on Nov. 30, 2021.

Dykes won 10 National Coach of the Year awards in his first season leading the Horned Frogs. TCU became the first program from the state of Texas to make the College Football Playoff and first from the Big 12 Conference to reach the CFP National Championship. Picked to finish seventh in the Big 12, the Horned Frogs were No. 2 in the final Associated Press poll. TCU also became the first team to be in the CFP National Championship after starting the season unranked and just the third program since 1998 to play for a national title while beginning the season outside the top 25. TCU's six wins over ranked opponents, including a victory over No. 2 Michigan in the CFP Semifinal at the Vrbo Fiesta Bowl, tied for the national lead.

Dykes is only the third head coach in the CFP era to guide his team to the playoffs in his first season at the helm. The unanimous Big 12 Coach of the Year, Dykes became the first head football coach in TCU and Big 12 history to start 12-0 in his first season. He was just the fourth head coach nationally since 1996 to accomplish the feat.

TCU was the first Big 12 team to complete the regular season with a 12-0 record since 2009 and the first league member to go 9-0 in conference play since 2016. TCU's 13 wins in 2022 tied a program record.

Dykes had three players win national awards. Quarterback Max Duggan was the recipient of the Davey O'Brien Award, Johnny Unitas Golden Arm Award and Earl Campbell Tyler Rose Award while finishing second in Heisman Trophy voting. Cornerback Tre'Vius Hodges-Tomlinson won the Paycom Jim Thorpe Award as the nation's top defensive back, and Derius Davis captured the Jet Award as the country's Return Specialist of the Year.

TCU's eight selections in the 2023 NFL Draft led the Big 12 and schools in the state of Texas, placed fourth nationally and set a program record since the NFL went to its current seven round format in 1994. The Horned Frogs also had three players sign NFL free-agent contracts from their 2022 College Football Playoff team.

Dykes arrived at TCU after serving the previous four seasons as head coach at SMU, where he completed one of the more remarkable turnarounds in college football. Behind an offense that consistently ranked among the nation's best, Dykes guided SMU to 19 weeks in the national top 25 and three consecutive winning seasons for the first time since the mid-1980s.

The son of legendary Texas Tech football coach Spike Dykes, Sonny Dykes rebuilt SMU through his deep ties to the state of Texas, focus on recruiting in the Dallas-Fort Worth Metroplex and utilization of the transfer portal.

Dykes returned to TCU after being an integral part of past Horned Frogs' success. Before becoming SMU's head coach, he served as an offensive analyst for TCU in 2017. He was instrumental in the Horned Frogs posting an 11-3 record, reaching the Big 12 Championship Game and finishing with a No. 9 national ranking after a 39-37 victory over Stanford in the Alamo Bowl.

Dykes was 30-18 at SMU with a 25-10 record over his last three seasons. Included in that total were SMU's first consecutive victories over TCU since 1992-93. His .625 winning percentage ranked fourth in program history for head coaches of more than two seasons. The 25 victories over three years tied for the second-most by an FBS team in Texas and just one off the lead. The 2019 Mustangs went 10-3, their most wins since 1984, and earned their highest national ranking (14) since 1985.

Known for his offensive mind, Dykes had the Mustangs 13th in the nation in total offense in 2021 with an average of

465.9 yards per game. SMU was 12th in 2020 and ninth in 2019.

Dykes was named a finalist for both the 2019 Eddie Robinson Coach of the Year Award and the Paul “Bear” Bryant Award. He was also a semifinalist for the George Munger Coach of the Year Award.

In addition to setting numerous school records and ranking among the national leaders in most major offensive categories, Dykes also left his mark on the other side of the ball. In 2019, SMU led the FBS in sacks per game and ranked third in tackles for loss. SMU’s 51 sacks and 111 TFLs were program records. SMU had nine players receive all-conference honors, its highest total since 2011.

Dykes also served as head football coach at Cal (2013-16) and Louisiana Tech (2010-12).

In 2011, Dykes was the Western Athletic Conference Coach of the Year as the Bulldogs won the WAC Championship and earned a Poinsettia Bowl appearance against TCU.

While at Cal, Dykes took a team from one win in 2013 to an 8-5 record two years later and a win over Air Force at the Lockheed Martin Armed Forces Bowl in Amon G. Carter Stadium.

Cal’s eight wins in 2015 marked the school’s most since 2009. The Golden Bears also cracked the national rankings for the first time since 2010, climbing as high as No. 19. Additionally, Dykes led Cal to a pair of wins over Texas.

Dykes developed quarterback Jared Goff into the No. 1 overall pick in the 2016 National Football League Draft.

Under Dykes, Cal’s offense set a modern-era record for points scored and shattered all the program’s offensive marks. Cal became the first college football team in history to have six players with 40 or more receptions and three 500-yard rushers in the same season.

In Dykes’ first season in Berkeley, the Golden Bears became the first team in the program’s modern era to score 55 or more points in a game three times, including at least 40 on five occasions and 30 or more 10 times.

Dykes came to Cal after spending three seasons as head coach at Louisiana Tech. In his final campaign in 2012, he directed an offense that led the nation in both scoring (51.5 points per game) and total offense (577.9 yards per game). The 51.5 points per game marked the fifth-best scoring average in history by an FBS team.

After inheriting a LA Tech team that was 4-8 the year before his arrival, it took Dykes just two seasons to lead the Bulldogs to the 2011 WAC title. It was the program’s first league championship in a decade. He compiled a 22-15 overall record with the Bulldogs and won 16 of 17 regular-season games during one stretch.

Dykes’ 2012 Louisiana Tech team had road victories over Illinois, Houston and Virginia while reaching as high as No. 18 in the national rankings.

Prior to becoming a head coach, Dykes worked as an assistant in the Pac-12, Big 12 and SEC under Mike Stoops (Arizona), Mike Leach (Texas Tech) and Hal Mumme (Kentucky).

As offensive coordinator and quarterbacks coach at Arizona for three seasons (2007-09), Dykes helped the Wildcats to the 2008 Las Vegas Bowl and 2009 Holiday Bowl. Arizona had previously gone 10 seasons without a bowl appearance. Under Dykes’ direction, Arizona’s offense set multiple school records and ranked among the national leaders in passing yards and scoring.

Prior to his tenure at Arizona, Dykes spent seven seasons at his alma mater Texas Tech, serving as receivers coach from 2000-04 and adding the title of co-offensive coordinator from 2005-06. The Red Raiders made seven straight postseason appearances and won 56 games during the span, including four bowl victories over his last five seasons. In 2006, Dykes received the Mike Campbell Top Assistant Coach Award from the American Football Coaches Association, the same year he was recognized as one of the top 25 recruiters in the country by Rivals.

Dykes began his collegiate coaching career with a two-year stint (1995-96) at Navarro College in Corsicana, Texas. He also was a baseball assistant at Monahans High School in Texas in 1994 and a football assistant at Richardson's J.J. Pearce High School in 1995.

Born in Big Spring, Texas, Dykes received his bachelor's degree in history from Texas Tech in 1993 and was a member of the Red Raiders baseball team for two seasons. He and his wife, Kate, have two daughters, Ally and Charlie, and a son, Daniel.



KENDAL BRILES

ASSOCIATE HEAD COACH • OFFENSIVE
COORDINATOR • QUARTERBACKS
1ST SEASON

Kendal Briles joined the TCU football staff in January 2023 as associate head coach, offensive coordinator and quarterbacks coach.

A 2015 Broyles Award Finalist, Briles comes to TCU after serving the last three seasons in a similar role at Arkansas. TCU will be his sixth school as an offensive coordinator. Prior to his time in Fayetteville, Briles directed offenses and was the play caller at Florida State, Houston, Florida Atlantic and Baylor. At each of his stops, his units were ranked among the nation's leaders in offense as well as showing dramatic improvement from the year prior to his arrival.

The 2022 season saw Arkansas rank seventh nationally in rushing (236.7 yards per game) and 15th in total offense (471.4 yards per game). The Razorbacks' 3,075 yards rushing were their most since 2003. Arkansas' balance on offense made it one of just three FBS teams in 2022 to average more than 230 yards rushing and 230 passing per game.

Briles made an immediate impact at Arkansas in his first season in 2020. He inherited an offense that averaged just 21.4 points and 340.1 yards per game the previous year and led the Razorbacks to an improvement of more than 50 yards per game with an average of 391.5 per contest. The following season, Arkansas posted its best offensive numbers in five seasons with averages of 30.9 points and 441.7 yards per game.

Briles' emphasis on both the running game and passing game was immediately noticeable. Arkansas led all Power 5 teams in 2021 and ranked second in the FBS with 227.8 rushing yards per game, the most since the Razorbacks set a school record in 2007. The Hogs eclipsed 300 yards rushing three times, including a season-best 353 in the Outback Bowl win over Penn State. Arkansas' rushing attack defined explosive with 113 runs of 10-plus yards to rank second nationally.

Briles' impact on the passing game was also noticeable in the Razorbacks' record book. The top-two seasons in completion percentage came under Briles. In 2020, Feleipe Franks set a program record by connecting on 68.5 percent of his passes. In 2021, KJ Jefferson posted the second-best mark at 67.3 percent.

At Florida State in 2019, Briles took over a struggling unit that ranked 103rd in total offense (361.2 yards per game) and 113th in scoring (21.9 points). In his lone season in Tallahassee, he engineered an offensive turnaround that saw the Seminoles average 29.1 points and 403.2 yards per game. FSU's running game saw the biggest improvement, going from one of the worst in the FBS (91.1 yards per game) in 2018 to 133.8 each contest.

Briles was behind one of the most explosive offenses in the nation in 2018 at Houston. The Cougars ranked in the top 10 in both total offense (512.5 yards per game) and points per game (43.9). Houston was one of just three teams to place in the top-25 nationally in passing and rushing, averaging 295.5 yards in the air and 216.8 on the ground. The Cougars defined explosive, scoring at least 30 points in each of the first 12 games of the season, including 40-plus points in the opening eight contests. Houston led the NCAA with at least 40 points in 10 games. The offense scored in 47 of 52 quarters. Houston had 42 scoring drives of less than two minutes and ranked fifth in the country with 92 plays of 20-plus yards. Its 44 plays of at least 30 yards placed seventh in the nation.

Briles coordinated the offense at FAU in 2017, helping the Owls to top-10 rankings in rushing (285.3 yards per game), scoring (40.6 points per game) and total offense (498.4 per game). Briles was instrumental in FAU winning its first Conference USA championship, including a victory in the Boca Raton Bowl. Devin Singletary became FAU's first Associated Press All-American as he led the nation with 32 rushing touchdowns, en route to being a third-round pick by the Chicago Bears.

The first nine years of Briles' coaching career came at Baylor. His first game as the play caller was the 2015 Cotton Bowl, when the Bears set an NCAA bowl record with 601 passing yards against Michigan State. He served in numerous roles at Baylor, including inside receivers coach, passing game coordinator and recruiting coordinator before taking over as the of-

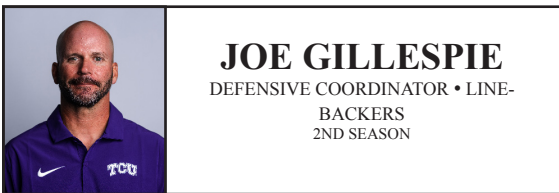
ensive coordinator and quarterbacks coach his final two seasons in Waco. His recruiting efforts were recognized in 2013 and 2014 as the Big 12's Recruiter of the Year.

In 2015, Briles led Baylor's offense to historic numbers. The Bears topped the nation at 48.1 points per game and 616.2 yards of total offense, the third-best mark in NCAA history. Behind an NCAA bowl record 645 rushing yards and a bowl mark 756 in total offense, Baylor closed the season with a win over No. 10 North Carolina in the Russell Athletic Bowl. Briles' 2016 unit led the Big 12 in rushing with 241.2 yards per game. Baylor's 2013 offense, when he was passing game coordinator, produced the second-highest total offense season average in NCAA history at 618.8 yards per game.

During his seven years as the Bears' wide receivers coach, Briles tutored four All-Americans and five eventual NFL receivers.

Briles was an outstanding high school quarterback in Texas. He earned Texas 4A Offensive Player of the Year honors in each of his final two seasons after generating 9,322 yards of total offense and accounting for 98 touchdowns. He began his collegiate playing career at Texas. After redshirting in 2001, he played seven games at safety and intercepted two passes in 2002. He then transferred to Houston and moved to wide receiver, catching 70 passes for 680 yards and a touchdown. He earned his bachelor's degree in sport management from Houston in 2005 and was inducted into the Texas High School Football Hall of Fame in 2014.

Briles and his wife, Sarah, have three children: sons Jaytn and Kru, and daughter Kinley.



Joe Gillespie arrived at TCU in December 2021 as defensive coordinator and linebackers coach.

In his first season with the Horned Frogs, Gillespie directed one of the nation's most improved defenses in yards per game and points per game allowed en route to an appearance in the College Football Playoff National Championship. In a 17-10 win at Texas, TCU held the Longhorns to no offensive touchdowns and just 199 total yards while limiting Doak Walker Award winner Bijan Robinson to 29 yards rushing on 12 carries.

Gillespie coached all three TCU starting linebackers to postseason honors in 2022. Dee Winters was First-Team All-Big 12, the Defensive Most Valuable Player in the CFP Semifinal win over Michigan and a sixth-round draft pick of the San Francisco 49ers. Johnny Hodges was the Big 12 Defensive Newcomer of the Year and Second-Team All-Big 12, while Jamoi Hodge was Honorable-Mention All-Big 12.

Gillespie previously spent seven seasons at Tulsa, including the final three as defensive coordinator. He was a high school football coach for 20 years in the state of Texas.

In 2020, Gillespie was named National Linebackers Coach of the Year by FootballScoop and was a finalist for Defensive Coordinator of the Year.

At Tulsa, Gillespie coached consensus All-America linebacker Zaven Collins, who won the 2020 Chuck Bednarik Award, Bronko Nagurski Trophy and Lombardi Award. Collins was selected by the Arizona Cardinals as the 16th-overall pick in the 2021 NFL Draft.

Gillespie helped transition the Hurricane from a base 4-man front to a 3-3-5 alignment, and the defensive numbers improved dramatically. The Hurricane ended the 2018 regular season with the nation's eighth-best pass defense and held

opponents to more than 120 yards less in total offense than a year earlier.

Gillespie was a part of three bowl teams with the Hurricane, including the 2015 Independence Bowl, 2016 Miami Beach Bowl and 2020 Armed Forces Bowl.

Before coming to Tulsa, Gillespie served seven years (2008-14) as the athletic director and head football coach at Stephenville High School. His teams compiled a 72-23 record (.758), winning a 2012 state championship, three district titles while sharing one and advancing to the state playoffs seven times.

The 2012 Yellow Jackets went 13-1 en route to their Class 3A state title. A year later, in 2013, Stephenville was 12-2 and advanced to the Class 4A state semifinals. Gillespie's 2014 team finished 9-4 and reached the state quarterfinal round.

In his first season, Gillespie led Stephenville to a 10-4 record and a quarterfinal appearance in the 2008 Class 4A state playoffs. His 2009 team recorded a 9-3 mark and was undefeated in District 7-4A. In 2010, the Yellow Jackets advanced to the Class 4A state quarterfinals. The 2011 team went 11-3 and again reached the Class 4A state quarterfinals.

Gillespie earned District Coach of the Year honors four times (2009, 2011, 2012 and 2013) and was the Big Country Coach of the Year on three occasions (2008, 2011 and 2012).


Among the many eventual college players Gillespie coached at Stephenville was NFL quarterback Jarrett Stidham.

Before becoming Stephenville's head coach in February 2008, Gillespie served 13 years as an assistant coach at the school. He coached under Art Briles for five years, Texas High School Hall of Honor inductee Mike Copeland for three seasons and Chad Morris for five years.

As an assistant coach, Gillespie helped lead Stephenville to state titles in 1998 and 1999. Gillespie coached linebackers and safeties under Morris and was the co-defensive coordinator and secondary coach under Copeland.

A Stephenville native, Gillespie earned his bachelor's degree in kinesiology from Angelo State in 1994.

Gillespie and his wife, Jodi, have three children: sons Josh and Jake, daughter Chelsea and son-in-law Tyler as well as grandson Emmerson and granddaughter Ayla.



A.J. Ricker arrived at TCU in December 2021 as co-offensive coordinator and offensive line coach.

In his first year with the Horned Frogs, Ricker was instrumental in TCU ranking among the national leaders in all major offensive categories en route to an appearance in the College Football Playoff National Championship.

Four TCU offensive linemen earned postseason honors in 2022, led by left guard Steve Avila being a Consensus All-American and second-round draft pick of the Los Angeles Rams. Center Alan Ali was First-Team All-Big 12 and a free-agent signee with the Minnesota Vikings, while offensive tackles Andrew Coker and Brandon Coleman were Honorable-Mention All-Big 12.

Ricker served the previous two seasons in the same roles under Head Coach Sonny Dykes at SMU.

A Broyles Award nominee, Ricker coached SMU offensive linemen Jaylon Thomas and Hayden Howerton to all-conference honors.

In his first season with the Mustangs, Ricker helped lead them to top-10 national rankings in scoring offense (41.8) and total offense (489.8). SMU was 13th in passing offense (309.0). Its highest ranking in those categories the previous season was 27th in passing offense while scoring and total offense didn't make the top 50. The Mustangs also ranked 14th in the FBS in fewest sacks allowed per game (1.31), surrendering just 17 on the season.

Ricker made the move to SMU after serving in the same capacity at Kansas in 2018. He was an offensive analyst at Oklahoma State in 2017 and Houston in 2016.

While Ricker was in Stillwater, the Cowboys posted the nation's top passing offense with 389.2 yards per game and ranked second nationally in total offense (568.9).

Ricker spent two seasons (2014-15) coaching the offensive line at Missouri, his alma mater. He helped the Tigers to an SEC Eastern Division title in 2014. Mizzou totaled 5,138 yards of offense that season, including 2,648 passing and 2,490 rushing.

At Mizzou, Ricker mentored Mitch Morse into a 2015 second-round draft pick by the Kansas City Chiefs. He also coached Even Boehm to a fourth-round selection by the Arizona Cardinals in 2016.

Prior to his time at Mizzou, Ricker served as a graduate assistant at Western Michigan (2006-07). He was promoted to full-time offensive line coach in 2008.

Ricker served in the same capacity at St. Joseph's College in Indiana in 2009 and was promoted to head coach in 2010. Ricker then returned to Western Michigan (2011-12) to serve as the offensive line coach and run game coordinator. In 2013, he was the offensive line coach at Illinois.

Ricker was an All-Big 12 center at Missouri from 2000-03 and Team Captain for two seasons. He started a program record 47 consecutive games and was part of Mizzou's first bowl-eligible team since 1998.

Ricker earned a degree in agriculture in 2004 and went on to sign a free-agent contract with the Chicago Bears, before being allocated to the Rhein Fire of NFL Europe in 2005. He was a member of the 2006 Tampa Bay Storm in the Arena League.

He and his wife, Lauren, have two sons, Andrew and Luke, and one daughter, Carly.



Carlton Buckels joined the TCU staff in January 2022 as cornerbacks coach.

In his first season with the Horned Frogs, Buckels coached Tre'Vius Hodges-Tomlinson into becoming the Paycom Jim Thorpe Award winner as the nation's top defensive back and a Los Angeles Rams draft pick. Josh Newton joined Hodges-Tomlinson in giving TCU a pair of First-Team All-Big 12 cornerbacks.

Buckels spent the previous four seasons (2018-21) at Tulsa, where he worked with TCU Defensive Coordinator Joe Gillespie. After serving his first three years as safeties coach, he was promoted to defensive passing game coordinator and

moved to cornerbacks for the 2021 campaign.

Tulsa’s 2020 defense ranked second in the American Athletic Conference for total defense, scoring defense, rushing defense, pass defense and pass defense efficiency. The Hurricane were in the top-20 nationally for fewest passing yards, pass defense efficiency and total defense.

In 2018, Buckels’ first year with the Hurricane, Tulsa led the AAC and ranked eighth nationally in pass defense (174.6 yards per game).

Buckels came to Tulsa following one season as the defensive coordinator and secondary coach at Belhaven University in Jackson, Miss.

Buckels’ collegiate coaching stops have included Delta State (2001-02), Southeastern Louisiana (2003-04), New Mexico State (2005-07), North Texas (2009-10) and Baylor (2011-16). In the summer of 2010, Buckels worked with the NFL’s Oakland Raiders coaching staff as part of the Bill Walsh Minority Coaching Fellowship Program.

A native of Louisiana, Buckels played collegiately at LSU and coached high school football in the state.

Buckels received his start in collegiate coaching at his alma mater, LSU, where he served as a graduate assistant under Nick Saban and Gerry Dinardo. He worked with the defense and special teams while earning his master’s degree in 2001.

Before beginning his collegiate coaching career, Buckels was a defensive assistant at Hammonds (La.) High School from 1996-99, helping the Tornados to the Class 4A state semifinals in 1996 and 1997.

Buckels was a two-time all-state defensive back at Amite (La.) High School before going to LSU. A four-year letterman (1989-92), Buckels served as Team Captain and earned Special Teams Most Valuable Player honors in 1991. He totaled six career interceptions, including one returned for a touchdown.

After LSU, Buckels played professionally with the CFL’s Baltimore Stallions and the semi-pro Louisiana Bayou Thunder.

Buckels and his wife, Kyra, have three sons: Justin, Carsyn and Carlon.



Paul Gonzales was named TCU’s safeties coach in 2018 after serving the previous three seasons as cornerbacks coach.

TCU’s 2022 College Football Playoff team saw its safeties play a major role. Millard Bradford and Bud Clark were Honorable-Mention All-Big 12 while Mark Perry placed second on the team with 84 tackles. Clark’s five interceptions were the most by a Horned Frog since fellow safety Ar’Darius Washington in 2019. Clark’s final pick of the season was returned 41 yards for a touchdown for TCU’s first points in its CFP Semifinal win over Michigan.

In his five seasons as safeties coach, Gonzales has mentored four players into the NFL. The most recent was 2021 safety T.J. Carter with the Los Angeles Rams.

Under the tutelage of Gonzales, Tre’von Moehrig won the 2020 Paycom Jim Thorpe Award as the nation’s top defensive back. He was named to seven All-America teams and was a second-round draft pick of the Las Vegas Raiders. Addition-

ally, Washington signed a free-agent contract with the Baltimore Ravens.

In 2019, Gonzales coached Moehrig into first-team All-Big 12 honors. Washington was named a Freshman All-American and Vernon Scott became a seventh-round draft pick of the Green Bay Packers. Pro Football Focus rated Moehrig and Washington as the nation's top-two safeties.

In his first season as safeties coach, Gonzales mentored Innis Gaines and Ridwan Issahaku into second-team All-Big 12 recognition. Gaines signed a free-agent contract with the Packers.

Gonzales also made an immediate impact in his debut campaign with the cornerbacks in 2015, as the position was instrumental in the Horned Frogs ranking first in the Big 12 in opponent completion percentage (49.8) and fewest touchdown passes allowed (17). TCU was second in the conference in pass efficiency defense (112.6).


The 2016 campaign saw Gonzales coach Ranthony Texada into a second-team Associated Press All-Big 12 selection. Texada earned first-team All-Big 12 honors in 2017 while also being named to multiple All-America teams. He was a free-agent signee by the Washington Redskins.

Gonzales spent the previous three seasons as a graduate assistant with the TCU defense. He worked with the safeties and linebackers.

Gonzales came to TCU in 2012 after two years as the defensive backs coach at Pacific University. He served as a defensive assistant at UC Davis (2008-09) and was an offensive assistant at Pioneer High School in Woodland, Calif., in 2007.

A native of San Jose, Calif., Gonzales was a four-year letterman for the UC Davis baseball team. He earned his degree from UC Davis in communication and psychology.

Gonzales and his wife, Noel, have two sons: Weston and Chase.



Anthony Jones arrived at TCU in March 2022 as running backs coach.

In his first season, Jones made an immediate impact as his running backs played a major role in the Horned Frogs reaching the College Football Playoff National Championship.

Kendre Miller, a third-round draft pick of the New Orleans Saints, earned First-Team All-Big 12 honors and was a Doak Walker Award Semifinalist. His 1,399 yards made him TCU's first 1,000-yard rusher since 2016. It was also the most by a Horned Frog since LaDainian Tomlinson led the nation with 2,158 in 2000. Fifth-year senior Emari Demercado also had a career-best season with 681 yards rushing, including 150 in the CFP Semifinal win over Michigan. He signed a free-agent contract with the Arizona Cardinals.

Jones joined the Horned Frogs after four seasons (2018-21) as running backs coach and recruiting coordinator at Memphis. The Tigers made a bowl appearance each season. The 2021 Memphis team totaled at least 400 yards of offense in seven games, including 680 in a win at Arkansas State and 614 at Tulsa.

Jones made his mark at Memphis with four running backs drafted in a three-year period. He was selected for the AFCA 35 Under 35 Leadership Institute as well as the 2022 NCAA and NFL Coaches Academy.

In his first two seasons with the running backs, Memphis totaled 6,533 rushing yards and 78 touchdowns. In 2020, Jones

and the running backs helped Memphis rank 22nd in the nation in total offense (453.1) while finishing the year 17th in both passing offense (307.9) and first downs (260).

In the 2021 NFL Draft, Kenneth Gainwell was picked in the fifth round by the Philadelphia Eagles. Gainwell was the 2019 American Athletic Conference Rookie of the Year and Football Writers Association of America Freshman of the Year. He was second in the AAC and 12th nationally in rushing with 1,459 yards.

At Memphis, Jones also coached Antonio Gibson into a third-round selection by the Washington Football Team in the 2020 NFL Draft. In 2019, Darrell Henderson and Tony Pollard were both drafted. Henderson was selected in the third round by the Los Angeles Rams, while Pollard was taken in the fourth round by the Dallas Cowboys.

Jones was a wide receiver at the University of Tennessee at Chattanooga, where he earned first-team All-SoCon honors. After his playing career at Chattanooga, he spent 2007 as a graduate assistant coach with the Mocs. He then returned to his high school alma mater, Westwood in Memphis, as an assistant coach from 2007-10. He became the program's head coach in 2010.

As Westwood's head coach, he guided the Longhorns to their first winning season in 18 years. It marked the first of three straight conference and regional championships (2010, 2011, 2012).

In 2013, Jones left to take over the program at Cordova High School. His first season at Cordova saw it post the first winning season in nine years. Three years later, his 2016 Wolves registered the most wins (12) in school history and advanced to the Tennessee Secondary School Athletic Association Division I Class 6A state playoffs semifinal round, before falling to the eventual state champions. In 2017, Jones led Cordova to an 8-3 record and a TSSAA Division I Class 6A playoff appearance.

In six seasons at the high school level, Jones coached 75 players to football scholarships.

Jones was named an AutoZone Liberty Bowl High School All-Star Game assistant coach three times (2012, 2014 and 2015) and was selected to coach in the 2017 Toyota East-West All-Star Classic in Clarksville, Tenn. Jones was awarded District 16A Coach of the Year honors in 2011 and 2012 and also the District 14A Coach of the Year in 2013.

A 2007 Chattanooga graduate with a degree in business, Jones holds a master's degree in education from Union University.

Jones and his wife, Christina, have two children: Kenzie and Kaylie.



Malcolm Kelly joined the TCU football staff as outside receivers coach in March 2019 and was promoted by Head Coach Sonny Dykes to assistant head coach in 2022.

Kelly has coached two first-round NFL Draft picks in the last four seasons with Quentin Johnston taken by the Los Angeles Chargers in 2023 and Jalen Reagor by the Philadelphia Eagles in 2020.

Johnston was TCU's Offensive Most Valuable Player in its 2022 College Football Playoff Semifinal win over Michigan, totaling six receptions for 163 yards with a 76-yard touchdown. He had team-best totals of 60 receptions, 1,069 yards and six touchdowns on the season. Johnston became TCU's first 1,000-yard receiver since Reagor (1,061) in 2018. Johnston's

career 19.0 yards per catch average ranks first in TCU history for players with at least 100 receptions.

Johnston earned All-America honors in 2022, was a Biletnikoff Award Semifinalist and repeated as a First-Team All-Big 12 selection. Reagor was also a two-time All-Big 12 recipient.

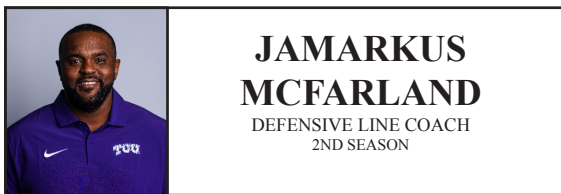
Kelly came to the Horned Frogs after spending the previous two seasons at the University of Houston. He was a graduate assistant in 2017 before being elevated into an analyst position for the 2018 campaign. He began his path towards becoming a collegiate coach when he worked in a quality control role at Texas A&M-Commerce in 2016.

A two-time First-Team All-Big 12 honoree and a 2005 Freshman All-American at Oklahoma, Kelly totaled 144 receptions for 2,285 yards and 21 touchdowns in just three seasons. When he left Norman, Kelly ranked second all-time at Oklahoma with his 21 touchdown catches and nine career 100-yard receiving games. He tied a school record with 11 receptions as a sophomore versus Texas Tech in 2006.

Kelly was selected in the second round of the 2008 NFL Draft by Washington and was with the Redskins for three seasons. He made 10 starts in 2009 and had 25 receptions for 347 yards. After concluding his NFL career, Kelly worked in private business before arriving at Texas A&M-Commerce.

A native of Longview, Texas, Kelly was a two-time first-team all-state selection at Longview High School.

Kelly is engaged to Alexis Gunn. They have a daughter, Phoenix.



JaMarkus McFarland joined the TCU football staff in February 2022 as defensive line coach.

In his first season, McFarland was instrumental in the Horned Frogs reaching the College Football Playoff National Championship. He coached Dylan Horton into being a fourth-round NFL Draft pick by the Houston Texans. Horton set a CFP single-game record with 4.0 sacks in TCU's semifinal win over Michigan at the Fiesta Bowl.

Before arriving in Fort Worth, McFarland served three seasons at Stephen F. Austin. As assistant head coach and defensive line coach in 2021, McFarland helped lead the Lumberjacks to an 8-4 record, national ranking and FCS playoff berth.

Under McFarland, the SFA defensive line recorded 27 sacks in 2021. It was part of 40 sacks overall, ranking third in the country. SFA's defense led the WAC in scoring defense, total defense, takeaways, sacks and opponent third down conversion percentage while also placing among the national leaders in each category.

The 2020 season saw SFA top the Southland Conference in pass defense efficiency, interceptions and takeaways while ranking second in scoring defense and total defense.

Prior to SFA, McFarland was a defensive graduate assistant at his alma mater Oklahoma. The Sooners won three straight Big 12 Championships during those years, playing in the 2016 Sugar Bowl, 2017 Rose Bowl and 2018 Orange Bowl.

A native of Lufkin, Texas, McFarland was a four-year letterman at Oklahoma. He earned All-Big 12 honors his senior year when he posted a career-high 28 tackles, including six for loss and three sacks. He totaled 17.0 TFLs and six sacks for his career, helping the Sooners to three Big 12 Championships. He was a three-time First-Team Academic All-Big 12 recipient and an ESPN.com All-Big 12 Freshman Team honoree.

McFarland was signed by the San Diego Chargers in 2013 and by the Canadian Football League's British Columbia Lions

in 2015.

McFarland earned his bachelor's degree in human relations from Oklahoma in 2012. He received his master's in human relations, also from OU, in 2017 while recording a 4.0 grade point average.

McFarland and his wife, Shakiyla, have a son, JaMarkus, Jr., and daughter, Savanna.



Doug Meacham rejoined the TCU football program in 2020.

Serving as inside receivers coach under Head Coach Sonny Dykes, Meacham mentored Taye Barber and Derius Davis into All-Big 12 honors in 2022 as the Horned Frogs reached the College Football Playoff National Championship. Davis was a fourth-round NFL Draft pick of the Los Angeles Chargers while Barber, a four-time All-Big 12 recipient including three years under Meacham, signed a free-agent contract with the Tampa Bay Buccaneers.

Meacham was TCU's offensive coordinator in 2021, a role he previously held from 2014-16 when the Horned Frogs had record-setting offenses and ranked among the nation's leaders in every major statistical category.

In 2015, for the second straight year, TCU set numerous single-season school records. Additionally, the Horned Frogs ranked third nationally in total offense (562.8 yards per game) and seventh in scoring (42.1 points per game).

Meacham's first season at TCU, in 2014, saw the Horned Frogs become the nation's most improved offense in total yards (+188.2 ypg) and scoring (+21.4 ppg). TCU's 21.4 points per game improvement broke the Big 12 record of 19.1 set by Oklahoma in 1999 (35.8; 16.7, 1998) and was the largest improvement by any team since Northwestern went up 24.0 points between 1999-00.

The 2014 Horned Frogs ranked second in the nation in scoring (46.5 ppg) and tied for fifth in total offense (533.0 ypg). TCU set 26 school records for offense in winning its first Big 12 championship as well as the Chick-fil-A Peach Bowl with a 42-3 victory over Ole Miss.

Meacham was a 2014 finalist for the Broyles Award, recognizing the nation's top assistant coach.

Prior to returning to the Horned Frogs, Meacham was offensive coordinator of the XFL's St. Louis BattleHawks. After leaving TCU following the 2016 season, he served as offensive coordinator at Kansas. Meacham came to the Horned Frogs after serving as co-offensive coordinator and quarterbacks coach at the University of Houston in the 2013 season.

TCU is one of seven schools that Meacham has been an offensive coordinator. In addition to his role with the Horned Frogs, Meacham coordinated offenses at Kansas (2017-18), Houston (2013), Samford (2002-04), Henderson State (1999-00), Jacksonville State (1997-99) and Georgia Military (1994-96).

Prior to arriving at Houston, Meacham spent eight seasons (2005-12) as the tight ends/inside receivers coach at Oklahoma State. He was the Cowboys' passing game coordinator in the 2008-09 campaigns. Meacham was part of two of the most successful eras in Oklahoma State football history, first as a student-athlete (1984-87) and then during his tenure as an assistant coach.

The Cowboys ranked in the top 10 nationally in offense and averaged at least 40 points in five of Meacham's last six seasons in Stillwater. Oklahoma State was in the top five in the country in total offense in the 2010-12 campaigns, when it scored more than 50 points 15 times, broke the 60-point mark in seven contests, 70 points twice and the 80-point plateau once.

Meacham coached 2012 first-team All-Big 12 receiver Josh Stewart into one of the best sophomore seasons in OSU history with 101 catches for 1,210 yards and seven touchdowns. Stewart’s 101 receptions were the fourth-most in school history and his 1,210 receiving yards trailed only Justin Blackmon (Jacksonville Jaguars) and Dez Bryant (Dallas Cowboys) on the all-time OSU list for sophomore wideouts.

Inside receiver Josh Cooper (Cleveland Browns) and tight end Brandon Pettigrew (Detroit Lions) were among other OSU standouts coached directly by Meacham.

Meacham was instrumental in establishing a record-setting offense at Samford. He directed an attack in 2004 that set several school records, including passing yards (2,986), pass completions (256) and completion percentage (59.8).

Prior to Samford, Meacham worked the same kind of magic at Henderson State, where he was offensive coordinator and offensive line coach. During the 2000 season, Meacham coached an offense that broke two Division II national passing and receiving records, four Gulf South Conference marks and nine school passing and receiving records.

Meacham’s history of record-breaking offenses, however, began even before his stint at Henderson. Upon joining the staff at Jacksonville State in 1997, the Gamecocks went 7-4 and recorded the biggest turnaround in Division I-AA. During his tenure at Jacksonville State, Meacham’s offensive unit broke 21 school passing and receiving records.

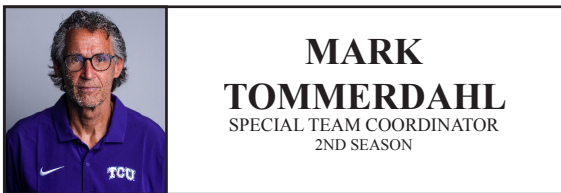
Meacham also spent three years as the offensive coordinator at Georgia Military College. He first joined the GMC staff in 1991 and served as offensive line and tight ends coach. In 1994, he was promoted to offensive coordinator and helped guide the school to an impressive 35-8 record during his tenure.

During his playing days at Oklahoma State, Meacham was on teams that participated in four bowl games (1983 Bluebonnet, 1984 Gator, 1985 Gator and 1987 Sun). He was a three-year starter on the offensive line for the Cowboys and had a string of 35 consecutive starts. The Cowboys were 34-9 during his time in Stillwater.

Meacham earned All-Big Eight honors and was an Honorable-Mention All-American as a senior. He was a captain of the 1987 Sun Bowl team that defeated West Virginia. Meacham blocked for both 1988 Heisman Trophy winner Barry Sanders and two-time Big Eight Player of the Year Thurman Thomas.

In high school, Meacham was a three-year starter and two-time all-district selection at Arlington’s Sam Houston High School.

Meacham and his wife, Kendall, have three children: Peyton, Cole and Brooks.



Mark Tommerdahl returned to TCU in December 2021 as special teams coordinator. He was initially a Horned Frog for three seasons (1998-2000) as special teams coordinator and tight ends coach.

Tommerdahl was the architect of one of college football’s moments of the year in 2022 when TCU’s “Bazooka” play saw Griffin Kell convert a 40-yard field goal as time expired for a 29-28 win over Baylor. Kell earned First-Team All-Big 12 honors. Tommerdahl’s impact was felt in all aspects of TCU’s special teams as Derius Davis was the 2022 recipient of the Jet Award as the nation’s top return specialist.

Before arriving back in Fort Worth, Tommerdahl spent the previous three seasons (2019-21) as associate head coach and overseeing the special teams units at Texas Tech. He has been a special teams coordinator for over 25 seasons, including

at Cal and Louisiana Tech where he served under TCU Head Coach Sonny Dykes. Tommerdahl was the Golden Bears' assistant head coach in the 2015 and 2016 campaigns.

In his first season at Texas Tech in 2019, Tommerdahl coached punter Austin McNamara into Freshman All-America honors and freshman place-kicker Trey Wolff to All-Big 12 accolades. The Red Raiders blocked seven kicks during Tommerdahl's time in Lubbock.

Tommerdahl's special teams units played a significant role in Purdue's success in 2018. True freshman Rondale Moore was a standout in the return game en route to winning the Paul Hornung Award as the nation's most versatile player.

In Tommerdahl's lone season (2017) at Utah State, the Aggies led the Mountain West and ranked fourth nationally with four blocked punts. Utah State was also among the top-25 teams nationally in kick return defense, allowing only 18.1 yards per return.

The Golden Bears led the Pac-12 and ranked 14th nationally in kick return defense during Tommerdahl's final season, limiting opponents to only 18.0 yards per return. Dylan Kiumph was also among the nation's top punters with a 44.8 average, while kicker Matt Anderson was a semifinalist for the Lou Groza Award.

Cal blocked three punts during the 2015 season en route to an 8-5 record, its first eight-win season since 2009. The Golden Bears ranked second nationally in blocked punts as well as fewest opponent punt returns (6) and punt return yards allowed (62). Trevor Davis became one of the most explosive players in the country under Tommerdahl's guidance in 2014, earning First-Team All-Pac 12 honors after averaging a school record 32.6 yards per kick return which ranked second nationally. He became only the 20th player in FBS history to return two kickoffs for a touchdown in a game as he found the end zone from 100 and 98 yards at Washington State.

Prior to his arrival at Cal, Tommerdahl coached one of the top punters in NCAA history in two-time Ray Guy Award winner Ryan Allen at Louisiana Tech. He became the first player to win the accolade in consecutive seasons (2011-12) and only the second two-time recipient. Tommerdahl also mentored tight end Dennis Morris to All-America honors during his first season in 2009.

Tommerdahl moved to Louisiana Tech from ULM in 2008, where he stayed one season as the assistant head coach, special teams coordinator and tight ends coach. Before that, he spent five years at Texas A&M where he oversaw the Aggies' special teams and tight ends, including Martellus Bennett who was a second-round NFL Draft selection and spent 10 years in the league.

Tommerdahl was also the special teams coordinator and tight ends coach in similar stops at Alabama (2001-02), New Mexico (1997) and Minnesota (1995-96). Alabama won the 2002 SEC West Division title during his final season in Tuscaloosa as the Crimson Tide closed the year at No. 11 in the Associated Press poll.

A native of Fergus Falls, Minn., Tommerdahl began his coaching career in 1984 as a graduate assistant at Wyoming. He spent 11 seasons in various capacities with the Cowboys, helping Wyoming to four bowl appearances and three WAC titles during that time.

Tommerdahl earned his bachelor's degree in business and physical education from Concordia College in Minnesota and an MBA with an emphasis in marketing from Wyoming in 1986.

Tommerdahl's wife, Annette, holds a doctorate degree in counseling education with an emphasis in university administration.



**ANTHONY
CRESPINO**
GENERAL MANAGER •
FOOTBALL
2ND SEASON



MATT LEWIS
ASSISTANT ATHLETICS
DIRECTOR FOR PLAYER
DEVELOPMENT
21ST SEASON



JEFF JORDAN
ASSISTANT DIRECTOR
FOR PLAYER PERSONNEL
2ND SEASON



TYLER OLKER
DIRECTOR OF PLAYER
PERSONNEL
2ND SEASON



JOE GRILZ
DIRECTOR OF NFL AND
SCOUTING RELATIONS
2ND SEASON



ERON HODGES
DIRECTOR OF RECRUIT-
ING • DEFENSIVE
ANALYSIS
2ND SEASON



**DAVE
ROBERSON**
DIRECTOR OF RECRUIT-
ING STRATEGY
1ST SEASON



**SARAH
WOODRUFF**
DIRECTOR OF FOOTBALL
OPERATIONS
2ND SEASON



MITCH KIRSCH
SENIOR OFFENSIVE
ANALYST
2ND SEASON



**MIKE
ANTHONY**
SENIOR OFFENSIVE
ANALYST
1ST SEASON



MARK CALA
OFFENSIVE ANALYST
1ST SEASON



**MOOKIE
CARLILE**
DEFENSIVE ANALYST
2ND SEASON



JOSH CREECH
DEFENSIVE ANALYST
2ND SEASON



**BONNER
BORDELON**
SPECIAL TEAMS
ANALYST
2ND SEASON



**LAUREN
CRAINE**
DIRECTOR OF ON-
CAMPUS RECRUITING
1ST SEASON



**TYLER
BULLARD**
DIRECTOR OF FOOTBALL
VIDEO
2ND SEASON



**ANDREA
ROBERTS**
ASSISTANT TO HEAD
FOOTBALL COACH
5TH SEASON




**MADDIE
ANDERSON**
DIRECTOR OF FOOTBALL
GRAPHIC DESIGN
2ND SEASON



JON PETRIE
COORDINATOR OF CRE-
ATIVE VIDEO
2ND SEASON



KAZ KAZADI
ASSISTANT ATHLET-
ICS DIRECTOR FOR
FOOTBALL HUMAN
PERFORMANCE
2ND SEASON




KYLE BOLTON
ASSOCIATE DIRECTOR -
HUMAN PERFORMANCE
SPEED
2ND SEASON



RYAN JACKSON
ASSOCIATE DIRECTOR
- FOOTBALL HUMAN
PERFORMANCE NUTRI-
TION
2ND SEASON



**TYRELL
BROWN**
ASSOCIATE DIRECTOR -
HUMAN PERFORMANCE
MOVEMENT SPECIALIST
2ND SEASON



**CHARLES "REV"
SIMMONS III**
ASSOCIATE DIRECTOR - FOOT-
BALL HUMAN PERFORMANCE
2ND SEASON



SHAUNA BOLES
DIRECTOR OF RECOVERY
AND WELLNESS
2ND SEASON



DAVID GABLE
ASSOCIATE ATHLETIC
DIRECTOR FOR SPORTS
MEDICINE
21ST SEASON



JASON JONES
DIRECTOR OF FOOTBALL
EQUIPMENT
2ND SEASON



**JACOB
OEHRLEIN**
GRADUATE ASSISTANT
OFFENSE
2ND SEASON



**MATTHEW
OUBRE**
GRADUATE ASSISTANT
OFFENSE
2ND SEASON



**LUKE
BROCKERMEIER**
GRADUATE ASSISTANT
DEFENSE
1ST SEASON



**PEYTON
SEARCY**
GRADUATE ASSISTANT
DEFENSE
2ND SEASON



EMILY DEVERS
GRADUATE ASSISTANT
COACHES VIDEO
2ND SEASON



LUKE HESLEP
GRADUATE ASSISTANT
CREATIVE VIDEO
2ND SEASON

2022 RESULTS (13-2 OVERALL, 9-0 BIG 12)

DATE	TCU	OPP	OPPONENT	RESULT	SCORE	OVERALL	CONFERENCE	TV	ATTEN
Sept. 2	—	—	at Colorado	W	38-13	1-0	0-0	ESPN	47,868
Sept. 10	—	—	Tarleton State	W	59-17	2-0	0-0	Big 12 Now	43,197
Sept. 24	—	—	at SMU	W	42-34	3-0	0-0	ESPNU	35,570
Oct. 1	—	18	Oklahoma*	W	55-24	4-0	1-0	ABC	49,095
Oct. 8	17	19	at Kansas*	W	38-31	5-0	2-0	FS1	47,233
Oct. 15	13	8	Oklahoma State*	Wot2	43-40	6-0	3-0	ABC	49,594
Oct. 22	8	17	Kansas State*	W	38-28	7-0	4-0	FS1	47,881
Oct. 29	7	—	at West Virginia *	W	41-31	8-0	5-0	ESPN	50,426
Nov. 5	7	—	Texas Tech*	W	34-24	9-0	6-0	FOX	44,760
Nov. 12	4	18	at Texas*	W	17-10	10-0	7-0	ABC	104,203
Nov. 19	4	—	at Baylor *	W	29-28	11-0	8-0	FOX	44,393
Nov. 26	4	—	Iowa State*	W	62-14	12-0	9-0	FOX	44,846
Dec. 3	3	10	vs. Kansas State	Lot	28-31	12-1	9-0	ABC	69,335
Dec. 31	3	2	vs. Michigan	W	51-45	13-1	9-0	ESPN	71,723
Jan. 9	2	1	vs. Georgia	L	7-65	13-2	9-0	ESPN	72,628

* - Big 12 game

TEAM STATISTICS

	TCU	OPP
SCORING	582	435
Points Per Game	38.8	20.0
Points Off Turnovers	91	59
FIRST DOWNS	317	318
Rushing	141	132
Passing	154	162
Penalty	22	24
RUSHING YARDAGE	2899	2383
Yards gained rushing	3290	2735
Yards lost rushing	391	352
Rushing Attempts	566	558
Average Per Rush	5.1	4.3
Average Per Game	193.3	158.9
TDs Rushing	37	29
PASSING YARDAGE	3926	3740
Comp-Att-Int	292-454-8	284-514-16
Average Per Pass	8.6	7.3
Average Per Catch	13.4	13.2
Average Per Game	261.7	249.3
TDs Passing	33	25
TOTAL OFFENSE	6825	6123
Total Plays	1020	1072
Average Per Play	6.7	5.7
Average Per Game	455.0	408.2
KICK RETURNS: #-Yards	45-907	48-1093
PUNT RETURNS: #-Yards	25-301	7-45
INT RETURNS: #-Yards	16-282	8-11
KICK RETURN AVERAGE	20.2	22.8
PUNT RETURN AVERAGE	12.0	6.4
INT RETURN AVERAGE	17.6	1.4
FUMBLES-LOST	12-8	19-6
PENALTIES-Yards	72-744	78-640
Average Per Game	49.6	42.7
PUNTS-Yards	63-2512	69-3022
Average Per Punt	39.9	43.8
Net punt average	38.2	37.3
KICKOFFS-Yards	106-6596	80-4804
Average Per Kick	62.2	60.1
Net kick average	38.9	39.0
TIME OF POSSESSION/Game	30:28	29:32
3RD-DOWN Conversions	80/201	80/219
3rd-Down Pct	40%	37%
4TH-DOWN Conversions	14/27	20/42
4th-Down Pct	52%	48%
SACKS BY-Yards	30-187	29-224
MISC YARDS	0	0
TOUCHDOWNS SCORED	76	55
FIELD GOALS-ATTEMPTS	18-21	17-23
ON-SIDE KICKS	0-0	0-1
RED-ZONE SCORES	(51-61) 84%	(49-58) 84%
RED-ZONE TOUCHDOWNS	(42-61) 69%	(37-58) 64%
PAT-ATTEMPTS	(68-71) 96%	(50-51) 98%
ATTENDANCE	279373	329693
Games/Avg Per Game	6/46562	6/54949
Neutral Site Games		3/71229

TEAM STATISTICS (CONT.)

SCORING BY QUARTERS	1ST	2ND	3RD	4TH	OT	TOTAL
TCU	155	129	137	148	13	582
Opponents	82	127	102	111	13	43

INDIVIDUAL STATISTICS

RUSHING	GP	ATT	GAIN	LOSS	NET	AVG	TD	LONG	YPG
Miller, Kendre	14	224	1427	28	1399	6.2	17	75	99.9
Demercado, Emari	15	121	712	31	681	5.6	6	69	45.4
Duggan, Max	10	137	692	269	423	3.1	9	67	28.2
Bailey, Emari	14	31	252	2	250	8.1	2	37	17.9
Jackson, Sam	5	9	74	10	64	7.1	2	32	12.8
Battle, Trent	15	9	38	0	38	4.2	0	11	2.5
Wren, Corey	7	6	34	0	34	5.7	0	22	4.9
Davis, Derius	14	3	30	0	30	10.0	1	27	2.1
Morris, Chandler	4	6	27	3	24	4.0	0	15	6.0
Barber, Taye	15	1	0	2	-2	-2.0	0	0	-0.1
Johnston, Quentin	14	3	4	11	-7	-2.3	0	2	-0.5
TEAM	15	16	0	35	-35	-2.2	0	0	-2.3
Total.....	15	566	3290	391	2899	5.1	37	75	193.3
Opponents.....	15	558	2735	352	2383	4.3	29	54	158.9

PASSING	GP	EFFIC	CMP-ATT-INT	PCT	YDS	TD	LNG	YPG
Duggan, Max	15	159.2	267-419-8	63.7	3698	32	80	246.5
Morris, Chandler	4	124.0	18-27-0	66.7	145	1	20	36.3
Jackson, Sam	5	205.8	5-5-0	100.0	63	0	39	12.6
Barber, Taye	15	251.2	1-1-0	100.0	18	0	18	1.2
Hoover, Josh	1	116.8	1-1-0	100.0	2	0	2	2.0
TEAM	15	0.0	0-1-0	0.0	0	0	0	0.0
Total.....	15	157.4	292-454-8	64.3	3,926	33	80	261.7
Opponents.....	15	126.2	284-514-16	55.3	3,740	25	78	249.3

RECEIVING	GP	NO.	YDS	AVG	TD	LONG	YPG
Johnston, Quentin	14	60	1069	17.8	6	76	76.4
Davis, Derius	14	42	531	12.6	5	80	37.9
Barber, Taye	15	37	613	16.6	5	77	40.9
Williams, Savion	15	29	392	13.5	4	57	26.1
Wiley, Jared	15	24	245	10.2	4	30	16.3
Miller, Kendre	14	16	116	7.3	0	21	8.3
Hudson, Jordan	14	14	174	12.4	3	31	12.4
Demercado, Emari	15	13	65	5.0	1	18	4.3
Spivey, Geor'quarius	15	11	136	12.4	1	23	9.1
Henderson, Gunnar	15	11	223	20.3	2	62	14.9
Bailey, Emari	12	7	43	6.1	0	16	3.1
Battle, Trent	14	7	91	13.0	0	21	6.1
Nowell, Blake	13	6	86	14.3	0	44	6.6
Convright, Blair	15	5	63	12.6	0	17	4.2
Wren, Corey	7	3	3	1.0	0	2	0.4
Brown, Quincy	2	3	31	10.3	2	17	15.5
Jackson, Chase	7	2	7	3.5	0	5	1.0
Curtis, Chase	15	1	37	37.0	0	37	2.5
Duggan, Max	15	1	1	1.0	0	1	0.1

INDIVIDUAL STATISTICS (CONT.)

Total.....	15	292	3926	13.4	33	80	261.7
Opponents.....	15	284	3740	13.2	25	78	249.3

TOTAL OFFENSE	GP	PLAYS	RUSH	PASS	TOTAL	YPG
Duggan, Max	15	556	423	3698	4121	274.7
Miller, Kendre	14	224	1399	0	1399	99.9
Demercado, Emari	15	121	681	0	681	45.4
Bailey, Emani	14	31	250	0	250	17.9
Morris, Chandler	4	33	24	145	169	42.3
Jackson, Sam	5	14	64	63	127	25.4
Battle, Trent	15	9	38	0	38	2.5
Wren, Corey	7	6	34	0	34	4.9
Davis, Derius	14	3	30	0	30	2.1
Barber, Taye	15	2	-2	18	16	1.1
Hoover, Josh	1	1	0	2	2	2.0
Johnston, Quentin	14	3	-7	0	-7	-0.5
TEAM	15	0	-35	0	-35	-2.3
Total.....	15	1020	2899	3926	6825	455.0
Opponents.....	15	1072	2383	3740	6123	408.2

INTERCEPTIONS	NO.	YDS	AVG	TD	LONG
Clark, Bud	5	83	16.6	1	41
Hodges-Tomlinson, T.	3	20	6.7	0	21
Newton, Josh	3	114	38.0	1	57
Winters, Dee	1	29	29.0	1	29
Bradford, Millard	1	36	36.0	1	36
Hodge, Jamoi	1	0	0.0	0	0
McMillian, Jaionte	1	0	0.0	0	0
Camara, Abe	1	0	0.0	0	0
Total.....	16	282	17.6	4	57
Opponents.....	8	11	1.4	0	8

FUMBLE RETURNS	NO.	YDS	AVG	TD	LG
Uguak, Lval	1	19	19.0	0	19
Winters, Dee	1	0	0.0	0	0
Tymon, Mitchell	1	0	0.0	0	0
Clark, Bud	1	0	0.0	0	0
Banks, Shadrach	1	0	0.0	0	0
Battle, Trent	1	0	0.0	0	0
Total.....	6	19	3.2	0	19
Opponents.....	8	48	6.0	1	48

SCORING	TD	FGS	PAT						PTS
			KICK	RUSH	RCV	PASS	DXP	SAF	
Kell, Griffin	0	17-19	62-64	0-0	0	0-0	0	0	113
Miller, Kendre	17	0-0	0-0	0-0	0	0-0	0	0	102
Duggan, Max	9	0-0	0-0	0-0	0	0-1	0	0	54
Davis, Derius	8	0-0	0-0	0-1	0	0-0	0	0	50
Demercado, Emari	7	0-0	0-0	0-0	0	0-0	0	0	42
Johnston, Quentin	6	0-0	0-0	0-0	0	0-0	0	0	36
Barber, Taye	5	0-0	0-0	0-0	0	0-1	0	0	30
Wiley, Jared	4	0-0	0-0	0-0	1	0-0	0	0	26
Williams, Savion	4	0-0	0-0	0-0	0	0-0	0	0	24
Hudson, Jordan	3	0-0	0-0	0-0	0	0-0	0	0	18
Jackson, Sam	2	0-0	0-0	0-0	0	0-0	0	0	12
Henderson, Gunnar	2	0-0	0-0	0-0	0	0-0	0	0	12
Bailey, Emani	2	0-0	0-0	0-0	0	0-0	0	0	12
Brown, Quincy	2	0-0	0-0	0-0	0	0-0	0	0	12
Laminack, Luke	0	1-2	6-7	0-0	0	0-0	0	0	9
Clark, Bud	1	0-0	0-0	0-0	0	0-0	0	0	6
Newton, Josh	1	0-0	0-0	0-0	0	0-0	0	0	6
Bradford, Millard	1	0-0	0-0	0-0	0	0-0	0	0	6
Winters, Dee	1	0-0	0-0	0-0	0	0-0	0	0	6
Spivey, Geor'quarius	1	0-0	0-0	0-0	0	0-0	0	0	6
Total.....	76	18-21	68-71	0-1	1	0-1	0	0	582
Opponents.....	55	17-23	50-51	0-1	1	0-1	0	0	435

ALL-PURPOSE YARDS	G	RUSH	REC	PR	KOR	IR	TOT	YPG
Miller, Kendre	14	1399	116	0	0	0	1515	108.2
Davis, Derius	14	30	531	268	572	0	1401	100.1
Johnston, Quentin	14	-7	1069	0	0	0	1062	75.9
Demercado, Emari	15	681	65	0	185	0	931	62.1
Barber, Taye	15	-2	613	28	31	0	670	44.7
Duggan, Max	15	423	1	0	0	0	424	28.3
Williams, Savion	15	0	392	0	0	0	392	26.1
Bailey, Emani	14	250	43	0	0	0	293	20.9
Wiley, Jared	15	0	245	0	0	0	245	16.3
Henderson, Gunnar	15	0	223	8	0	0	231	15.4

Hudson, Jordan	14	0	174	0	0	0	174	12.4
Battle, Trent	15	38	91	0	24	0	153	10.2
Spivey, Geor'quarius	15	0	136	0	0	0	136	9.1
Newton, Josh	15	0	0	0	0	114	114	7.6
Nowell, Blake	13	0	86	0	0	0	86	6.6
Clark, Bud	12	0	0	0	0	83	83	6.9
Banks, Shadrach	15	0	0	0	81	0	81	5.4
Jackson, Sam	5	64	0	0	0	0	64	12.8
Conwright, Blair	15	0	63	0	0	0	63	4.2
Wren, Corey	7	34	3	0	0	0	37	5.3
Curtis, Chase	15	0	37	0	0	0	37	3.0
Bradford, Millard	12	0	0	0	0	36	36	3.0
Brown, Quincy	2	0	31	0	0	0	31	15.5
Winters, Dee	15	0	0	0	0	29	29	1.9
Morris, Chandler	4	24	0	0	0	0	24	6.0
Winters, Dee	12	0	0	0	0	7	7	0.6
Hodges-Tomlinson, T	15	0	0	0	0	20	20	1.3
Marcheselli, Zach	15	0	0	0	14	0	14	0.9
Jackson, Chase	7	0	7	0	0	0	7	1.0
Daniels, Noah	7	0	0	-3	0	0	-3	-0.4
TEAM	15	-35	0	0	0	0	-35	-2.3
Total.....	15	2899	3926	301	907	282	8315	554.3
Opponents.....	15	2383	3740	45	1093	11	7272	484.8

PUNTING	NO.	YDS	AVG	LONG	TB	FC	I20	50+	BLK
Sandy, Jordy	63	2512	39.9	59	3	39	18	5	0
Total.....	63	2512	39.9	59	3	39	18	5	0
Opponents.....	69	3022	43.8	64	8	17	25	17	0

PUNT RETURNS	NO.	YDS	AVG	TD	LONG
Davis, Derius	18	268	14.9	2	82
Barber, Taye	5	28	5.6	0	12
Henderson, Gunnar	1	8	8.0	0	8
Daniels, Noah	1	-3	-3.0	0	0
Total.....	25	301	12.0	2	82
Opponents.....	7	45	6.4	0	16

KICKOFFS	NO.	YDS	AVG	TB	OB	RETN	NET	YDLN
Laminack, Luke	106	6596	62.2	49	2			
Total.....	106	6596	62.2	49	2	48	38.9	26
Opponents.....	80	4804	60.1	30	2	47	39	236

KICK RETURNS	NO.	YDS	AVG	TD	LONG
Davis, Derius	28	572	20.4	0	57
Demercado, Emari	7	185	26.4	0	62
Barber, Taye	3	31	10.3	0	22
Marcheselli, Zach	3	14	4.7	0	8
Banks, Shadrach	3	81	27.0	0	37
Battle, Trent	1	24	24.0	0	24
Total.....	45	907	20.2	0	62
Opponents.....	48	1093	22.8	0	52

FIELD GOALS	FGM-A	PCT	01-19	20-29	30-39	40-49	50+	LG	BLK
Kell, Griffin	17-19	89.5	0-0	0-0	9-10	7-7	1-2	54	1
Laminack, Luke	1-2	50.0	0-0	0-0	1-2	0-0	0-0	36	0
Opponents.....	1-2	73.9	0-0	4-4	6-8	5-9	2-2	59	0

FG SEQUENCE	TCU	OPPONENT
Colorado	(33)	(37), (43)
Tarleton St.	36, (36)	(47)
Kansas	(39)	(40), 31
Oklahoma St.	(47), (35), (34)	(35), (34), (32), (52)
Kansas St.	(43)	44, 40
West Virginia	(30), (46)	(33)
Texas Tech	(40), (30)	(29)
Texas	34, (34)	(22)
Baylor	(40)	46
Iowa St.	(36), (54)	45, 34
Kansas St.	55, (42), (42)	(31)
Michigan	(33)	(42), (59), (21)
Oklahoma		(43)
Georgia		(24)

Numbers in parentheses indicate field goal was made.

DEFENSIVE STATISTICS

PLAYER	GP	UA	Ast	Total	TFL- Yds	Sacks- Yds	Int- Yds	BRUP	QBH	FR- Yds	FF	BLK	Saf
Hodges, Johnny	14	44	43	87	9.5-35	2-16	.	1	1
Perry, Mark	15	59	25	84	6.5-12	.	.	2
Hodge, Jamoi	15	42	40	82	7.0-27	3.5-20	1-0	2	3
Winters, Dee	15	48	31	79	14.5-59	7.5-40	1-29	2	7	1-0	.	.	.
Bradford, Millard	12	41	17	58	3.5-9	.	1-36	8
Camara, Abe	15	43	11	54	1.0-1	.	1-0	6	.	.	1	.	.
Horton, Dylan	15	32	20	52	15-80	10.5-75	.	4	6	.	1	.	.
Hodges-Tomlinson, T.	15	40	10	50	2-7	.	3-20	15	.	.	1	.	.
Obiazor, Namdi	15	31	18	49	0.5-1	.	.	2
Clark, Bud	12	35	10	45	1.0-1	.	5-83	5	.	1-0	.	.	.
Banks, Shadrach	15	29	10	39	4.0-16	1.0-8	.	.	.	1-0	1	.	.
Newton, Josh	15	26	9	35	2.5-6	.	3-114	12
Foster, Josh	14	22	7	29	1.0-12	.	.	1
Fox, Caleb	15	6	22	28	2.5-2	.	.	.	4
Williams, Dameron	15	12	15	27	4.5-14	1.5-8	1	.	.
Cooper, Terrell	15	8	14	22	3.0-6	0.5-1	.	1	1	.	1	.	.
Mitchell, Tymoni	15	10	10	20	3.5-16	3-15	.	.	.	1-0	.	.	.
Ellis, George	15	8	7	15	2-3	.	.	1	1
Stewart, Kee'yon	13	13	1	14	.	.	.	3	.	.	1	.	.
McMillan, Jaionte	14	9	1	10	1.0-2	.	1-0	2
McCuin, Deshawn	10	8	2	10	.	.	.	1
Uguak, Lwal	14	4	6	10	1.0-4	0.5-4	.	.	1	1-19	.	.	.
Marcheselli, Zach	15	5	4	9
Battle, Trent	15	4	2	6	1-0	.	.	.
Brooks, Marcel	3	3	2	5
Daniels, Noah	7	3	1	4	.	.	.	2
Biddle, Chace	12	3	1	4
Harris, Wyatt	6	1	3	4
Curtis, Chase	15	2	2	4
Perkins-McAllister, D'Arco	10	2	1	3	.	.	.	1
Burdine, Ish	2	2	1	3
Misi, Soni	4	1	1	2	0.5-0
Davis, Derius	14	2	.	2
Wiley, Jared	15	2	.	2
Lingard, Luke	3	1	1	2	.	.	.	1	1
Laminack, Luke	15	1	1	2
Nowell, Blake	13	.	1	1
Quintanar, Ryan	1	1	.	1
Johnston, Quentin	14	1	.	1
Ibukun-Okeyode, Michael	5	1	.	1
Blue-Eli, Doug	4	.	1	1
Jackson, Chase	7	1	.	1
Hayes, Garrett	14	1	.	1
Oyewale, Paul	3	.	1	1
Covington, Marvin	1	1
Ellison, Colt	4	2
Total.....	15	607	352	959	86.0-313	30-187	16-282	73	27	6-19	7	0	0
Opponents.....	15	577	424	1001	82-369	29-224	8-11	40	30	8-48	8	1	0



JOSH NEWMAN
Cornerback

GAME-BY-GAME TEAM STATISTICS

OFFENSE	RUSHING				RECEIVING				PASSING				KICK RET				PUNT RET				TOT OFF
	NO.	YDS	TD	LG	NO.	YDS	TD	LG	C-A-I	YDS	TD	LG	NO.	YDS	TD	LG	NO.	YDS	TD	LG	
at Colorado	30	275	4	43	15	138	0	20	15-23-0	138	0	20	0	0	0	0	3	72	1	60	413
Tarleton St.	37	180	3	37	28	450	5	44	28-34-0	450	5	44	3	45	0	22	0	0	0	0	630
at SMU	35	191	3	63	23	296	3	80	23-30-0	296	3	80	3	85	0	57	1	15	0	15	487
Oklahoma	41	361	5	69	24	307	3	73	24-34-0	307	3	73	1	19	0	19	1	1	0	1	668
at Kansas	31	144	2	18	23	308	3	53	23-33-1	308	3	53	4	88	0	37	2	4	0	4	452
Oklahoma St.	43	224	3	21	23	286	2	48	23-40-0	286	2	48	5	81	0	19	4	42	0	27	510
Kansas St.	56	215	2	48	17	280	3	65	17-26-0	280	3	65	2	35	1	25	0	0	0	0	495
at West Virginia	27	153	1	51	16	341	3	71	16-28-1	341	3	71	3	68	0	28	1	-3	0	0	494
Texas Tech	51	234	1	50	12	195	2	38	12-23-0	195	2	38	4	55	0	20	3	93	1	82	429
at Texas	44	159	1	75	19	124	1	31	19-29-0	124	1	31	2	20	0	15	3	10	0	8	283
at Baylor	27	115	3	21	24	327	1	77	24-36-1	327	1	77	1	20	0	20	3	21	0	12	442
Iowa State	38	131	2	25	22	246	4	37	22-30-0	246	4	37	3	105	0	62	1	8	0	8	377
vs. Kansas St.	37	218	2	40	18	251	1	53	18-36-1	251	1	53	4	76	0	34	2	7	0	7	469
vs. Michigan	41	263	3	69	14	225	2	76	14-29-2	225	2	76	4	75	0	23	1	31	0	31	488
vs. #1 Georgia	28	36	1	10	14	152	0	60	14-23-2	152	0	60	6	135	0	30	0	0	0	0	188
TCU	566	2899	37	75	292	3926	33	80	292-454-8	3926	33	80	45	907	0	62	25	301	2	82	6825
Opponent	558	2383	29	54	284	3740	25	78	284-514-16	3740	25	78	48	1093	0	52	7	45	0	16	6123

GAMES PLAYED: 15 AVG PER RUSH: 5.1 AVG PER CATCH: 13.4 PASS EFFICIENCY: 157.4
 KICK RET AVG: 20.2 PUNT RET AVG: 12.0 ALL PURPOSE AVG/GAME: 554.3 TOTAL OFFENSE AVG/GM: 455.0

GAME-BY-GAME STARTERS

Pos.	CU	TAR	SMU	OU	KU	OSU	KSU	WVU	TTU	UT	BU	ISU
XWR	Johnston	Johnston	Johnston	Johnston	Barber	Johnston	Johnston	Johnston	Johnston	Johnston	Spivey	Conwright
YWR	Spivey	Spivey	Spivey	Davis	DiNunzio (TE)		Davis	Davis	Davis	Davis	Davis	Spivey
LT	Coleman	Coleman	Coleman	Coleman	Coleman	Coleman	Coleman	Coleman	Coleman	Coleman	Coleman	Coleman
LG	Avilla	Avilla	Avilla	Avilla	Avilla	Avilla	Avilla	Avilla	Avilla	Avilla	Avilla	Avilla
C	Ali	Ali	Ali	Ali	Ali	Ali	Ali	Ali	Ali	Ali	Ali	Ali
RG	Harris	Harris	Harris	Harris	Harris	Harris	Harris	Harris	Harris	Harris	Harris	Harris
RT	Coker	Coker	Coker	Coker	Coker	Coker	Coker	Coker	Coker	Coker	Coker	Coker
WR	Barber	Barber	Barber	Barber	Wiley (TE)	Barber	Barber	Barber	Barber	Barber	Battle (RB)	Wiley (TE)
WR	Williams	Williams	Williams	Williams	Williams	Williams	Williams	Williams	Williams	Williams	Williams	Williams
QB	Duggan	Duggan	Duggan	Duggan	Duggan	Duggan	Duggan	Duggan	Duggan	Duggan	Duggan	Duggan
RB	Miller	Miller	Miller	Miller	Miller	Miller	Miller	Miller	Miller	Miller	Miller	Miller

Pos.	CU	TAR	SMU	OU	KU	OSU	KSU	WVU	TTU	UT	BU	ISU
DE	Horton	Horton	Horton	Horton	Horton	Horton	Horton	Horton	Horton	Horton	Horton	Horton
NT	Williams	Williams	Williams	Williams	Williams	Williams	Williams	Williams	Williams	Williams	Williams	Williams
DE	Cooper	Cooper	Cooper	Cooper	Cooper	Cooper	Cooper	Cooper	Cooper	Cooper	Cooper	Cooper
SLB	Winters	Winters	Winters	Winters	Winters	Winters	Winters	Winters	Winters	Winters	Winters	Winters
MLB	Hodge	Hodge	Hodge	Hodge	Hodge	Hodge	Hodge	Hodge	Hodge	Hodge	Hodge	Hodge
WLB	Hodges	Hodges	Hodges	Hodges	Hodges	Hodges	Hodges	Hodges	Hodges	Hodges	Williams	Williams
CB	Newton	Newton	Newton	Newton	Newton	Newton	Newton	Newton	Newton	Newton	Hodge	Hodge
FS	Camara	Camara	Camara	Camara	Camara	Camara	Camara	Clark	Clark	Clark	Clark	Clark
N	Bradford	Bradford	Bradford	Bradford	Bradford	Foster	Obiazor	Bradford	Bradford	Bradford	Bradford	Bradford
SS	Perry	Perry	Perry	Perry	Perry	Perry	Perry	Perry	Perry	Perry	Camara	Perry
CB	H-Tomlinson	H-Tomlinson	H-Tomlinson	H-Tomlinson	H-Tomlinson	H-Tomlinson	H-Tomlinson	H-Tomlinson	H-Tomlinson	H-Tomlinson	H-Tomlinson	H-Tomlinson

Pos.	KSU	UM	UGA
WR	Johnston	Johnston	Johnston
TE	Davis	Davis	Wiley
LT	Coleman	Coleman	Coleman
LG	Avilla	Avilla	Avilla
C	Ali	Ali	Ali
RG	Harris	Harris	Harris
RT	Coker	Coker	Coker
WR	Wiley (TE)	Barber	Davis
WR	Williams	Williams	Williams
QB	Duggan	Duggan	Duggan
RB	Miller	Miller	Dermercado

Pos.	KSU	UM	UGA
DE	Horton	Horton	Horton
NT	Williams	Williams	Williams
DE	Cooper	Cooper	Cooper
SLB	Banks	Winters	Winters
MLB	Hodge	Hodge	Hodge
WLB	Winters	Hodges	Hodges
CB	Newton	Newton	Newton
FS	Clark	Clark	Clark
N	Bradford	Bradford	Bradford
SS	Perry	Perry	Perry
CB	H-Tomlinson	H-Tomlinson	H-Tomlinson

GAME-BY-GAME INDIVIDUAL STATISTICS

GAME-BY-GAME RUSHING (ATT-YDS/TD)

	SEASON	CU	TSU	SMU	OU	KU	OSU	KSTATE	WVU	TTU	UT	BAYLOR	ISU
Miller, Kendre	224-1399/17	8-52/1	13-56/1	17-142/1	13-136/2	18-88/1	22-104/2	29-153/2	12-120/1	21-158/1	21-138/1	10-41/1	15-72/2
Duggan, Max	137-423/9	3-41/0	5-3/0	10--11/0	5-116/2	9-55/1	11-57/1	15-13/0	6-2/0	12-6/0	10--41/0	8-50/1	3-3/0
Demercado, Emari	121-681/6	4-49/1	6-7/0	6-64/2	8-62/1	3-2/0	9-62/0	8-43/0	6-10/0	11-43/0	11-65/0	8-26/1	6-12/0
Bailey, Emani	31-250/2	3-42/0	4-47/1	-	5-24/0	-	-	1-9/0	1-30/1	4-31/0	DNP	-	11-58/0
Jackson, Sam	9-64/2	3-44/1	3-25/1	DNP	3--5/0	DNP	-	DNP	DNP	DNP	DNP	DNP	-
Battle, Trent	9-38/0	2-4/0	3-14/0	-	3--20/0	-	-	-	-	-	-	-	1-0/0
Wren, Corey	6-34/0	-	3-28/0	-	3-6/0	-	-	DNP	DNP	DNP	DNP	DNP	DNP
Morris, Chandler	6-24/0	4-18/0	DNP	DNP	DNP	DNP	DNP	DNP	DNP	DNP	DNP	DNP	1-2/0
Davis, Derius	3-30/1	1-27/1	-	-	-	-	1-1/0	-	-	-	-	DNP	-
Johnston, Quentin	3--7/0	-	-	-	1-2/0	-	-	-	2--9/0	-	-	-	DNP
Barber, Taye	1--2/0	-	-	-	-	-	-	-	-	-	1--2/0	-	-

	SEASON	KSTATE	MICH	UGA
Miller, Kendre	224-1399/17	17-82/1	8-57/0	DNP
Duggan, Max	137-423/9	15-110/1	15-57/2	10--38/1
Demercado, Emari	121-681/6	4-27/0	17-150/1	14-59/0
Bailey, Emani	31-250/2	-	-	2-9/0
Jackson, Sam	9-64/2	DNP	DNP	DNP
Battle, Trent	9-38/0	-	-	-
Wren, Corey	6-34/0	DNP	DNP	-
Morris, Chandler	6-24/0	DNP	DNP	1-4/0
Davis, Derius	3-30/1	-	-	1-2/0
Johnston, Quentin	3--7/0	-	-	-
Barber, Taye	1--2/0	-	-	-

GAME-BY-GAME PASSING (CMP-ATT-INT-YDS-TD)

	SEASON	CU	TSU	SMU	OU	KU	OSU	KSTATE	WVU	TTU	UT	BAYLOR	ISU
Morris, Chandler	18-27-0-145-1	13-20-0-111-0	DNP	DNP	DNP	DNP	DNP	DNP	DNP	-	DNP	DNP	5-6-0-34-1
Barber, Taye	1-1-0-18-0	-	-	1-1-0-18-0	-	-	-	-	-	-	-	-	-
Hoover, Josh	1-1-0-2-0	DNP	1-1-0-20	DNP	DNP	DNP	DNP	DNP	DNP	DNP	DNP	DNP	DNP
Duggan, Max	267-419-8-3698-32	2-3-0-27-0	23-29-0-390-5	22-29-0-278-3	23-33-0-302-3	23-33-1-308-3	23-40-0-286-2	17-26-0-280-3	16-28-1-341-3	12-23-0-195-2	19-29-0-124-1	24-35-1-327-1	17-24-0-212-3
Jackson, Sam	5-5-0-63-0	-	4-4-0-58-0	DNP	1-1-0-5-0	DNP	-	DNP	DNP	DNP	DNP	DNP	-

	SEASON	KSTATE	MICH	UGA
Morris, Chandler	18-27-0-145-1	DNP	DNP	0-1-0-0-0
Barber, Taye	1-1-0-18-0	-	-	-
Hoover, Josh	1-1-0-2-0	DNP	DNP	DNP
Duggan, Max	267-419-8-3698-32	18-36-1-251-1	14-29-2-225-2	14-22-2-152-0
Jackson, Sam	5-5-0-63-0	DNP	DNP	DNP



JARED WILEY
Tight End



SAVION WILLIAMS
Wide Receiver

GAME-BY-GAME INDIVIDUAL STATISTICS

GAME-BY-GAME RECEIVING (REC-YDS/TD)

	SEASON	CU	TSU	SMU	OU	KU	OSU	KSTATE	WVU	TTU	UT	BAYLOR	ISU
Johnston, Quentin	60-1069/6	3-22/0	2-22/0	3-29/0	4-41/0	14-206/1	8-180/1	4-41/1	4-76/1	-	3-66/1	4-48/0	DNP
Davis, Derius	45-531/5	2-25/0	2-23/1	3-78/1	7-32/0	2-58/1	5-8/0	1-65/1	3-60/0	3-36/1	4--6/0	DNP	1-14/0
Barber, Tave	37-531/5	1-9/0	3-66/0	4-26/0	3-107/1	1-25/1	2-29/0	2-27/0	4-99/1	3-62/0	3-9/0	5-108/0	-
Williams, Savion	29-392/4	3-31/0	1-16/0	3-44/1	3-31/1	1-3/0	3-19/0	-	3-97/1	1-38/0	1-5/0	4-54/0	5-48/1
Wiley, Jared	24-245/4	2-13/0	1-6/1	2-20/1	-	-	2-23/1	5-74/1	-	-	1-10/0	1-15/0	3-36/0
Miller, Kendre	16-116/0	1-1/0	1-21/0	1-10/0	1-3/0	2-5/0	1-17/0	1-18/0	1--1/0	1-5/0	1-10/0	2-14/0	1-12/0
Hudson Jordan	14-174/3	1-8/0	5-76/1	1-18/0	1-10/0	-	-	DNP	-	1-5/0	1-8/0	-	2-15/2
Demercado, Emari	13-65/1	-	-	1-18/0	-	-	2-10/0	2-3/0	1-10/0	1-16/1	2-6/0	2-6/0	-
Henderson, Gunnar	11-223/2	-	2-56/0	3-31/0	1-62/1	-	-	-	-	1-20/0	-	3-52/1	1-2/0
Spivey, Geor'quarius	11-136/1	1-20/0	1-23/0	1-3/0	-	1-10/0	-	1-16/0	-	-	1-6/0	-	3-43/1
Battle, Trent	7-91/0	-	1-3/0	1-19/0	-	-	-	-	-	-	1-9/0	2-20/0	1-19/0
Bailey, Emani	4-43/0	-	-	-	1-14/0	2-1/0	-	1-3/0	-	-	DNP	-	2-23/0
Nowell, Blake	6-86/0	1-9/0	3-60/0	-	-	-	-	-	-	-	-	-	2-17/0
Conwright, Blair	5-63/0	-	1-8/0	-	-	-	-	-	-	1-13/0	-	1-10/0	1-17/0
Brown, Quincy	3-31/0	-	3-31/2	DNP	DNP	DNP	DNP	DNP	DNP	DNP	DNP	DNP	DNP
Wren, Corey	3-3/0	-	-	-	2-2/0	-	-	DNP	DNP	DNP	DNP	DNP	DNP
Jackson, Chase	2-7/0	DNP	1-2/0	DNP	1-5/0	-	-	-	DNP	DNP	DNP	-	DNP
Curtis, Chase	1-37/0	-	1-37/0	-	-	-	-	-	-	-	-	-	-
Duggan, Max	1-1/0	-	-	-	-	-	-	-	-	-	1-1/0	-	-

	SEASON	KSTATE	MICH	UGA
Johnston, Quentin	60-1069/6	4-139/0	6-163/1	1-3/0
Davis, Derius	45-531/5	2-25/0	2-12/0	5-101/0
Barber, Tave	37-531/5	3-26/1	2-12/1	1-8/0
Williams, Savion	29-392/4	1-6/0	-	-
Wiley, Jared	24-245/4	4-28/0	1-6/0	2-14/0
Miller, Kendre	16-116/0	2-1/0	-	DNP
Hudson Jordan	14-174/3	-	2-34/0	-
Demercado, Emari	13-65/1	-	1--2/0	1--2/0
Henderson, Gunnar	11-223/2	-	-	-
Spivey, Geor'quarius	11-136/1	1-5/0	-	1-10/0
Battle, Trent	7-91/0	1-21/0	-	-
Bailey, Emani	4-43/0	-	-	1-2/0
Nowell, Blake	6-86/0	DNP	-	DNP
Conwright, Blair	5-63/0	-	-	1-15/0
Brown, Quincy	3-31/0	DNP	DNP	DNP
Wren, Corey	3-3/0	DNP	DNP	1-1/0
Jackson, Chase	2-7/0	DNP	DNP	-
Curtis, Chase	1-37/0	-	-	-
Duggan, Max	1-1/0	-	-	-

GAME-BY-GAME INDIVIDUAL STATISTICS

TOTAL TACKLES (UNASSISTED-ASSISTED)

	UA-A	TOT	CU	TSU	SMU	OU	KU	OSU	KSTATE	WVU	TTU	UT	BAYLOR	ISU
Hodges, Johnny	44-43	87	1-3	1-3	4-3	5-5	2-0	3-7	2-1	5-2	2-6	5-6	4-3	2-1
Perry, Mark	59-25	84	4-0	2-0	5-4	3-2	6-2	4-1	6-1	4-3	2-3	5-0	6-1	2-0
Hodge, Jamoi	42-40	82	4-1	3-2	1-2	0-2	3-4	2-6	1-3	8-5	3-3	2-2	1-2	2-3
Winters, Dee	48-31	79	4-1	0-1	2-3	3-5	3-0	3-4	4-2	1-3	3-1	3-0	4-1	2-4
Bradford, Millard	41-17	58	4-0	1-0	1-3	5-1	2-0	DNP	DNP	DNP	2-3	4-1	6-1	2-0
Camara, Abe	43-11	54	2-0	1-0	6-2	5-0	4-1	3-1	1-2	4-0	2-1	-	5-0	1-0
Horton, Dylan	32-20	52	0-1	1-1	3-1	3-1	0-2	2-1	0-2	4-1	0-3	3-2	3-2	1-0
Hodges-Tomlinson, T.	40-10	50	3-0	1-0	5-1	1-1	6-0	2-1	4-0	3-1	1-0	1-1	4-1	2-1
Obiazor, Namdi	31-18	49	4-1	2-0	1-0	2-3	1-1	2-5	4-3	2-1	5-2	-	1-0	4-0
Clark, Bud	35-10	45	DNP	DNP	DNP	1-0	1-0	0-1	1-0	4-0	3-1	4-0	4-1	4-2
Banks, Shadrach	29-10	39	3-0	1-1	1-0	1-1	-	-	2-0	2-1	3-2	3-1	3-0	1-3
Newton, Josh	26-9	35	2-0	2-0	2-0	2-0	2-1	2-2	1-1	1-1	3-1	-	-	4-0
Foster, Josh	22-7	29	1-1	-	-	4-2	7-0	2-1	-	5-2	1-1	DNP	-	1-0
Fox, Caleb	6-22	28	0-2	0-2	0-1	0-4	-	0-4	1-0	2-0	1-1	0-1	0-1	0-1
Williams, Damonic	12-15	27	1-2	1-0	1-1	0-2	1-0	1-5	2-1	2-0	-	-	2-1	0-1
Cooper, Terrel	8-14	22	0-1	-	1-1	0-1	2-0	0-3	-	-	1-3	-	1-1	1-0
Mitchel, Tymon	10-10	20	1-0	1-1	1-1	0-3	-	0-1	1-0	0-1	1-1	1-0	1-0	0-1
Ellis, George	8-7	15	-	2-1	1-0	0-1	2-1	0-1	1-0	-	1-0	-	0-1	0-2
Stewart, Kee'yon	13-1	14	0-1	1-0	6-0	DNP	1-0	-	-	1-0	-	DNP	1-0	2-0
McMillan, Jaionte	9-1	10	2-0	1-0	-	1-0	-	-	-	-	1-1	1-0	-	1-0
McCuin, Deshawn	8-2	10	DNP	DNP	DNP	2-0	1-1	DNP	1-0	-	-	-	2-0	2-1
Uguak, Lwal	4-6	10	-	1-2	1-0	1-1	-	-	-	0-1	0-1	-	-	1-1
Marcheselli, Zach	5-4	9	-	1-2	-	1-1	1-0	-	-	-	1-0	-	-	0-1
Battle, Trent	4-2	6	-	-	-	0-1	-	-	-	1-0	2-0	-	-	-
Brooks, Marcel	3-2	5	DNP	DNP	DNP	1-2	2-0	-	DNP	DNP	DNP	DNP	DNP	DNP
Daniels, Noah	3-1	4	1-0	1-1	-	DNP	DNP	DNP	-	1-0	-	DNP	DNP	-
Biddle, Chase	3-1	4	-	0-1	-	1-0	DNP	-	1-0	-	-	1-0	-	-
Curtis, Chase	2-2	4	-	-	-	0-1	-	-	-	1-0	1-0	-	-	-
Harris, Wyatt	1-3	4	-	0-1	1-1	0-1	DNP	-	DNP	-	DNP	DNP	DNP	DNP
Burdine, Ish	2-1	3	1-0	1-1	DNP	DNP	DNP	DNP	DNP	DNP	DNP	DNP	DNP	DNP
D'Arco Perkins-McAllister	2-1	3	-	0-1	-	-	-	1-0	-	1-0	-	-	DNP	DNP
Davis, Derius	2-0	2	-	-	-	-	-	-	-	-	-	-	DNP	-
Wiley, Jared	2-0	2	-	-	-	-	-	-	-	1-0	-	-	-	-
Misi, Soni	1-1	2	-	-	DNP	DNP	DNP	DNP	DNP	DNP	DNP	DNP	DNP	DNP
Laminack, Luke	1-1	2	-	-	-	0-1	-	-	-	-	-	-	-	1-0
Lingard, Luke	1-1	2	1-0	0-1	DNP	DNP	DNP	DNP	DNP	DNP	DNP	DNP	DNP	-
Hayes, Garret	1-0	1	-	-	DNP	-	-	-	-	-	-	-	-	-
Ibukun-Okeyode, Michael	1-0	1	1-0	-	-	-	DNP	DNP	DNP	DNP	DNP	DNP	DNP	DNP
Jackson, Chase	1-0	1	DNP	1-0	DNP	-	-	-	-	DNP	DNP	DNP	-	DNP
Quintanar, Ryan	1-0	1	DNP	DNP	DNP	DNP	DNP	DNP	DNP	DNP	DNP	DNP	DNP	1-0
Johnston, Quentin	1-0	1	-	-	-	-	-	-	-	-	-	-	-	DNP
Nowell, Blake	0-1	1	-	-	-	-	0-1	-	-	-	-	-	-	-
Oyewale, Paul	0-1	1	DNP	0-1	-	-	DNP	DNP	DNP	DNP	DNP	DNP	DNP	DNP
Blue-Eli, Doug	0-1	1	-	0-1	-	-	DNP	DNP	DNP	DNP	DNP	DNP	DNP	DNP

	UA-A	TOT	KSTATE	MICH	UGA
Hodges, Johnny	44-43	87	DNP	3-2	5-1
Perry, Mark	59-25	84	5-3	2-2	3-3
Hodge, Jamoi	42-40	82	1-4	5-0	6-1
Winters, Dee	48-31	79	5-3	7-0	4-3
Bradford, Millard	41-17	58	3-4	7-1	4-3
Camara, Abe	43-11	54	2-1	5-1	2-2
Horton, Dylan	32-20	52	5-0	5-1	2-2
Hodges-Tomlinson, T.	40-10	50	2-0	3-0	2-3
Obiazor, Namdi	31-18	49	1-1	2-0	0-1
Clark, Bud	35-10	45	6-2	4-1	3-2
Banks, Shadrach	29-10	39	9-1	-	-
Newton, Josh	26-9	35	4-0	1-2	0-1
Foster, Josh	22-7	29	-	-	1-0
Fox, Caleb	6-22	28	1-3	0-1	1-1
Williams, Damonic	12-15	27	1-2	-	-
Cooper, Terrel	8-14	22	0-1	1-0	1-3
Mitchel, Tymon	10-10	20	0-1	1-0	1-0
Ellis, George	8-7	15	-	-	1-0
Stewart, Kee'yon	13-1	14	-	-	1-0
McMillan, Jaionte	9-1	10	DNP	2-0	-
McCuin, Deshawn	8-2	10	-	DNP	-
Uguak, Lwal	4-6	10	DNP	-	-
Marcheselli, Zach	5-4	9	1-0	-	-
Battle, Trent	4-2	6	-	1-1	-
Brooks, Marcel	3-2	4	DNP	DNP	DNP
Daniels, Noah	3-1	4	DNP	DNP	DNP
Biddle, Chase	3-1	4	DNP	-	DNP
Curtis, Chase	2-2	4	-	0-1	-
Harris, Wyatt	1-3	4	DNP	DNP	DNP
Burdine, Ish	2-1	3	DNP	DNP	DNP
D'Arco Perkins-McAllister	2-1	3	DNP	DNP	DNP
Davis, Derius	2-0	2	-	1-0	1-0
Wiley, Jared	2-0	2	-	1-0	-
Misi, Soni	1-1	2	DNP	0-1	1-0

GAME-BY-GAME INDIVIDUAL STATISTICS

TOTAL TACKLES (UNASSISTED-ASSISTED) CONT...

	UA-A	TOT	KSTATE	MICH	UGA
Laminack, Luke	1-1	2	-	-	-
Lingard, Luke	1-1	2	DNP	DNP	DNP
Hayes, Garret	1-0	1	1-0	-	-
Ibukun-Okeyode, Michael	1-0	1	DNP	-	DNP
Jackson, Chase	1-0	1	DNP	DNP	-
Quintanar, Ryan	1-0	1	DNP	DNP	DNP
Johnston, Quentin	1-0	1	-	-	1-0
Nowell, Blake	0-1	1	DNP	-	DNP
Oyewale, Paul	0-1	1	DNP	DNP	DNP
Blue-Eli, Doug	0-1	1	DNP	DNP	DNP

TACKLES FOR LOSS (TFL-YARDS)

	UA-A	TOT	CU	TSU	SMU	OU	KU	OSU	KSTATE	WVU	TTU	UT	BAYLOR	ISU
Horton, Dylan	13-4	15.0	-	0.5-0	-	-	0.5-2	1.0-1	-	2.0-12	0.5-2	1.0-6	1.5-7	1.0-1
Winters, Dee	13-3	14.5	2.5-14	-	0.5-1	2.0-7	-	2.0-4	-	-	2.5-9	-	1.0-4	-
Hodges, Johnny	7-5	9.5	-	0.5-1	2.0-15	0.5-2	1.0-3	-	-	-	0.5-1	1.5-4	1.5-6	-
Hodge, Jamoi	4-6	7.0	-	-	0.5-2	-	0.5-3	1.5-3	0.5-0	1.5-8	1.5-4	-	-	1.0-7
Perry, Mark	5-3	6.5	-	-	1.0-1	1.5-2	-	-	-	-	0.5-2	1.0-1	1.0-3	-
Williams, Damonic	3-3	4.5	1.0-5	-	-	0.5-3	-	0.5-1	1.5-3	-	-	-	-	-
Banks, Shadrach	4-0	4.0	-	-	-	-	-	-	-	-	1.0-8	1.0-5	1.0-1	-
Mitchell, Tymon	3-1	3.5	-	-	1.0-3	1.5-6	-	-	-	-	-	1.0-7	-	-
Bradford, Millard	3-1	3.5	-	-	-	-	-	DNP	DNP	DNP	1.0-5	0.5-1	-	-
Cooper, Terrell	2-2	3.0	0.5-1	-	1.0-1	-	-	-	-	-	0.5-1	-	1.0-3	-
Newton, Josh	2-1	2.5	1.0-1	-	1.0-4	-	-	-	-	-	-	-	-	-
Fox, Caleb	1-3	2.5	-	-	-	1.0-1	-	-	-	-	-	-	-	-
Hodges-Tomlinson, T.	2-0	2.0	-	-	-	-	-	-	1.0-3	-	-	-	-	1.0-4
Ellis, George	2-0	2.0	-	2.0-3	-	-	-	-	-	-	-	-	-	-
McMillan, Jaionte	1-0	1.0	1.0-2	-	-	-	-	-	-	-	-	-	-	-
Clark, Bud	1-0	1.0	DNP	DNP	DNP	-	-	-	-	-	-	-	-	1.0-1
Foster, Josh	1-0	1.0	-	-	-	-	1.0-12	-	-	-	-	DNP	-	-
Camara, Abe	1-0	1.0	-	-	-	-	-	-	-	-	-	-	-	-
Uguak, Lwal	0-2	1.0	-	-	-	-	-	-	-	0.5-4	0.5-0	-	-	-
Obiazor, Namdi	0-1	0.5	-	-	-	-	-	-	-	-	0.5-1	-	-	-
Misi, Soni	0-1	0.5	-	-	DNP	DNP	DNP	DNP	DNP	DNP	DNP	DNP	DNP	DNP

	UA-A	TOT	KSTATE	MICH	UGA
Horton, Dylan	13-4	15.0	2.0-16	4.0-32	1.0-1
Winters, Dee	13-3	14.5	1.0-12	3.0-8	-
Hodges, Johnny	7-5	9.5	DNP	1.0-2	1.0-1
Hodge, Jamoi	4-6	7.0	-	-	-
Perry, Mark	5-3	6.5	1.0-2	0.5-1	-
Williams, Damonic	3-3	4.5	1.0-2	-	-
Banks, Shadrach	4-0	4.0	1.0-2	-	-
Mitchell, Tymon	3-1	3.5	-	-	-
Bradford, Millard	3-1	3.5	-	2.0-3	-
Cooper, Terrell	2-2	3.0	-	-	-
Newton, Josh	2-1	2.5	-	0.5-1	-
Fox, Caleb	1-3	2.5	1.0-1	0.5-0	-
Hodges-Tomlinson, T.	2-0	2.0	-	-	-
Ellis, George	2-0	2.0	-	-	-
McMillan, Jaionte	1-0	1.0	DNP	-	-
Clark, Bud	1-0	1.0	-	-	-
Foster, Josh	1-0	1.0	-	-	-
Camara, Abe	1-0	1.0	-	1.0-1	-
Uguak, Lwal	0-2	1.0	DNP	-	-
Obiazor, Namdi	0-1	0.5	-	-	-
Misi, Soni	0-1	0.5	DNP	0.5-0	-

SACKS (SACKS-YARDS)

	UA-A	TOT	CU	TSU	SMU	OU	KU	OSU	KSTATE	WVU	TTU	UT	BAYLOR	ISU
Horton, Dylan	9-3	10.5	-	-	-	-	0.5-2	-	-	2.0-12	0.5-2	1.0-6	0.5-5	-
Winters, Dee	7-1	7.5	1-12	-	0.5-1	2.0-7	-	1.0-1	-	-	2.0-7	-	-	-
Hodge, Jamoi	2-3	3.5	-	-	0.5-2	-	0.5-3	1.0-3	-	0.5-5	-	-	-	1.0-7
Mitchell, Tymon	3-0	3.0	-	-	1.0-3	1.0-5	-	-	-	-	-	1.0-7	-	-
Hodges, Johnny	1-2	2.0	-	-	1.0-9	0.5-2	-	-	-	-	-	-	0.5-5	-
Williams, Damonic	1-1	1.5	1.0-5	-	-	0.5-3	-	-	-	-	-	-	-	-
Banks, Shadrach	1-0	1.0	-	-	-	-	-	-	-	-	1.0-8	-	-	-
Cooper, Terrell	0-1	0.5	-	-	-	-	-	-	-	-	0.5-1	-	-	-
Uguak, Lwal	0-1	0.5	-	-	-	-	-	-	-	D0.5-4	-	-	-	-

	UA-A	TOT	KSTATE	MICH	UGA
Horton, Dylan	9-3	10.5	2-16	4-32	-
Winters, Dee	7-1	7.5	1-12	-	-
Hodge, Jamoi	2-3	3.5	-	-	-
Mitchell, Tymon	3-0	3.0	-	-	-
Hodges, Johnny	1-2	2.0	DNP	-	-
Williams, Damonic	1-1	1.5	-	-	-
Banks, Shadrach	1-0	1.0	-	-	-
Cooper, Terrell	0-1	0.5	-	-	-
Uguak, Lwal	0-1	0.5	DNP	-	-

OPPONENT GAME-BY-GAME TEAM STATISTICS

OFFENSE	RUSHING				RECEIVING				PASSING				KICK RET				PUNT RET				TOT OFF
	NO.	YDS	TD	LG	NO.	YDS	TD	LG	C-A-I	YDS	TD	LG	NO.	YDS	TD	LG	NO.	YDS	TD	LG	
at Colorado	29	113	0	24	26	235	1	35	26-41-0	235	1	35	0	0	0	0	0	0	0	0	438
Tarleton St.	28	85	1	11	11	210	1	42	11-26-2	210	1	42	3	78	0	40	0	0	0	0	295
at SMU	37	104	3	22	27	372	2	45	27-49-2	372	2	45	0	0	0	0	0	0	0	0	476
Oklahoma	49	179	3	20	14	176	0	78	14-32-0	176	0	78	7	174	0	47	0	0	0	0	355
at Kansas	38	189	0	40	21	351	4	52	21-34-1	351	4	52	3	55	0	31	0	0	0	0	540
Oklahoma St.	41	141	3	29	16	245	1	44	16-36-1	245	1	44	1	23	0	23	0	0	0	0	386
Kansas St.	30	158	2	47	14	232	2	37	14-23-2	232	2	37	4	101	0	41	0	0	0	0	390
at West Virginia	40	155	1	38	23	275	2	36	23-39-1	275	0	36	5	85	0	25	0	0	0	0	430
Texas Tech	39	195	0	38	16	157	2	47	16-32-1	157	2	47	4	82	0	26	2	17	0	15	352
at Texas	22	28	3	9	17	171	0	25	17-39-1	171	0	25	2	73	0	52	0	0	0	0	199
at Baylor	46	232	1	27	21	269	1	74	21-30-1	269	1	74	4	69	0	24	1	-2	0	0	501
Iowa State	31	159	2	43	19	171	1	24	19-38-2	171	1	24	5	110	0	31	0	0	0	0	330
vs. Kansas St.	44	205	3	44	18	199	2	40	18-32-0	199	2	40	6	138	0	31	2	14	0	11	404
vs. Michigan	40	186	3	54	21	342	2	50	21-35-2	342	2	50	3	78	0	31	2	16	0	16	528
vs. #1 Georgia	44	254	5	21	20	335	4	37	20-28-0	335	4	37	1	27	0	27	0	0	0	0	589
TCU	566	2899	37	75	292	3926	33	80	292-454-8	3926	33	80	45	907	0	62	25	301	2	82	6825
Opponent	558	2383	29	54	284	3740	25	78	284-514-16	3740	25	78	48	1093	0	52	7	45	0	16	6123

GAMES PLAYED: 15
KICK RET AVG: 22.8

AVG PER RUSH: 4.3
PUNT RET AVG: 6.4

AVG PER CATCH: 13.2
ALL PURPOSE AVG/GAME: 484.8

PASS EFFICIENCY: 126.2
TOTAL OFFENSE AVG/GM: 408.2



SPECIALTY STATS

TCU INSIDE OPPONENT RED ZONE

Date	Opponent	W/L	Score	Times	Times	Total	Rush	Pass	FGs	----- Failed to score inside RZ -----					Game	
				In RZ	Scored					Pts	TDs	TDs	Made	FGA		Downs
Sept. 2	at Colorado	W	38-13	3	3	17	2	2	0	1	1	0	0	0	0	0
Sept.10	Tarleton State	W	38-13	9	7	45	6	2	4	1	2	0	0	1	0	0
Sept. 24	at SMU	W	59-17	3	3	21	3	1	2	0	0	0	0	0	0	0
Oct. 1	Oklahoma	W	42-34	5	4	28	4	3	1	0	0	1	0	0	0	0
Oct. 8	at Kansas	W	55-24	2	2	14	2	2	0	0	0	0	0	0	0	0
Oct. 15	Oklahoma State	W	38-31	7	6	33	4	3	1	2	2	1	0	0	0	0
Oct. 22	Kansas State	W	43-40	3	3	21	3	2	1	0	0	0	0	0	0	0
Oct. 29	at West Virginia	W	38-28	1	1	3	0	0	0	1	1	0	0	0	0	0
Nov.5	Texas Tech	W	41-31	6	3	17	2	1	1	1	1	3	0	0	0	0
Nov.12	at Texas	W	34-24	2	1	3	0	0	0	1	2	0	0	0	0	0
Nov.19	at Baylor	W	17-10	3	3	20	3	3	0	0	0	0	0	0	0	0
Nov. 26	Iowa State	W	62-14	6	6	38	5	1	4	1	1	0	0	0	0	0
Dec. 3	vs Kansas State	L	28-31	5	3	22	3	2	1	0	0	1	1	0	0	0
Dec.31	vs Michigan	W	51-45	5	5	31	4	3	1	1	1	0	0	0	0	0
Jan. 9	vs Georgia	L	7-65	1	1	7	1	1	0	0	0	0	0	0	0	0
Totals				61	51	320	42	26	16	9	11	6	1	1	0	0

51 of 61 (83.6%)

OPPONENTS INSIDE TCU RED ZONE

Date	Opponent	W/L	Score	Times	Times	Total	Rush	Pass	FGs	----- Failed to score inside RZ -----					Game	
				In RZ	Scored					Pts	TDs	TDs	Made	FGA		Downs
Sept. 2	at Colorado	W	38-13	3	2	6	0	0	0	2	2	1	0	0	0	0
Sept.10	Tarleton State	W	38-13	1	1	7	1	1	0	0	0	0	0	0	0	0
Sept. 24	at SMU	W	59-17	4	4	27	4	3	1	0	0	0	0	0	0	0
Oct. 1	Oklahoma	W	42-34	3	3	21	3	3	0	0	0	0	0	0	0	0
Oct. 8	at Kansas	W	55-24	5	3	17	2	0	2	1	2	0	0	1	0	0
Oct. 15	Oklahoma State	W	38-31	7	7	37	4	3	1	3	3	0	0	0	0	0
Oct. 22	Kansas State	W	43-40	2	2	14	2	1	1	0	0	0	0	0	0	0
Oct. 29	at West Virginia	W	38-28	5	4	24	3	2	1	1	1	1	0	0	0	0
Nov.5	Texas Tech	W	41-31	2	2	10	1	1	0	1	1	0	0	0	0	0
Nov.12	at Texas	W	34-24	2	1	3	0	0	0	1	1	1	0	0	0	0
Nov.19	at Baylor	W	17-10	5	4	28	4	3	1	0	0	0	1	0	0	0
Nov. 26	Iowa State	W	62-14	3	2	14	2	1	1	0	1	0	0	0	0	0
Dec. 3	vs Kansas State	L	28-31	3	3	17	2	1	1	1	1	0	0	0	0	0
Dec.31	vs Michigan	W	51-45	7	5	32	4	3	1	1	1	1	0	1	0	0
Jan. 9	vs Georgia	L	7-65	6	6	37	5	4	1	1	1	0	0	0	0	0
Totals				58	49	294	37	26	11	12	14	4	1	2	0	0

49 of 58 (84.5%)

TIME OF POSSESSION

Date	Opponent	Overall	1st Qtr	2nd Qtr	3rd Qtr	4th Qtr
Sept. 2	at Colorado	26:42	02:37	05:15	09:39	09:11
Sept.10	Tarleton State	34:42	09:35	10:37	04:44	09:46
Sept. 24	at SMU	31:18	09:34	04:10	05:37	11:57
Oct. 1	Oklahoma	32:49	06:54	10:03	07:24	08:28
Oct. 8	at Kansas	26:01	08:40	07:54	04:42	04:45
Oct. 15	Oklahoma State	33:05	07:06	07:51	05:53	12:15
Oct. 22	Kansas State	38:05	06:51	10:18	10:47	10:09
Oct. 29	at West Virginia	23:44	05:55	04:42	00:53	12:32
Nov.5	Texas Tech	34:39	06:20	08:40	07:03	12:36
Nov.12	at Texas	37:22	10:10	09:42	05:55	11:35
Nov. 19	at Baylor	26:02	04:45	04:37	06:25	10:15
Nov. 26	Iowa State	33:52	09:25	06:18	07:45	10:24
Dec. 3	vs Kansas State	28:00	08:28	05:18	04:16	09:58
Dec.31	vs Michigan	27:35	06:18	06:54	6:15	08:08
Jan. 9	vs Georgia	23:01	04:42	06:31	04:39	07:09
TCU	Total	456:57	107:20	108:32	91:57	149:08
	Average	30:28	07:09	07:14	06:08	09:57
Opponents	Total	443:03	361:22	141:11	104:55	104:00
	Average	29:32	06:12	09:25	07:00	06:56

3RD-DOWN CONVERSIONS

Game	Overall	Pct.
Colorado	5-11	45.5%
Tarleton State	7-12	58.3%
at SMU	5-11	45.5%
Oklahoma	7-14	50.0%
at Kansas	5-11	45.5%
at Oklahoma State	3-13	23.1%
at Kansas State	10-19	52.6%
at West Virginia	5-12	41.7%
Texas Tech	5-15	33.3%
at Texas	7-18	38.9%
at Baylor	4-10	40.0%
Iowa State	5-13	38.5%
vs Kansas State	2-15	13.3%
vs Michigan	8-16	50.0%
vs Georgia	2-11	18.2%
TCU	80-201	39.8%
Opponents	80-219	36.5%

4TH-DOWN CONVERSIONS

Game	Overall	Pct.
Colorado	2-2	100%
Tarleton State	2-2	100%
at SMU	0-1	0.0%
Oklahoma	0-2	0.0%
at Kansas	0-1	0.0%
at Oklahoma State	0-1	0.0%
at Kansas State	2-4	50.0%
at West Virginia	2-2	100.0%
Texas Tech	0-3	0.0%
at Texas	0-0	0.0%
at Baylor	0-0	0.0%
Iowa State	3-3	100.0%
vs Kansas State	3-4	75.0%
vs Michigan	0-0	0.0%
vs Georgia	0-2	0.0%
TCU	14-27	51.9%
Opponents	20-42	47.6%

SEASON SUPERLATIVES

TCU TEAM	HIGH	GAME
Rushes	56	Kansas St. (Oct. 22, 2022)
Yards Rushing	361	Oklahoma (Oct. 1, 2022)
Yards Per Rush	9.2	at Colorado (Sept. 2, 2022)
TD Rushes	5	Oklahoma (Oct. 1, 2022)
Pass attempts	40	Oklahoma St. (Oct. 15, 2022)
Pass completions	28	Tarleton St. (Sept. 10, 2022)
Yards Passing	450	Tarleton St. (Sept. 10, 2022)
Yards Per Pass	13.2	Tarleton St. (Sept. 10, 2022)
TD Passes	5	Tarleton St. (Sept. 10, 2022)
Total Plays	83	Oklahoma St. (Oct. 15, 2022)
Total Offense	668	Oklahoma (Oct. 1, 2022)
Yards Per Play	9.0	at West Virginia (Oct. 29, 2022)
Points	62	Iowa St. (Nov. 26, 2022)
Sacks By	4	Texas Tech (Nov. 5, 2022)
	4	vs Michigan (N) (Dec. 31, 2022)
	4	Oklahoma (Oct. 1, 2022)
First Downs	29	Oklahoma (Oct. 1, 2022)
Penalties	10	at SMU (Sept. 24, 2022)
Penalty Yards	94	at SMU (Sept. 24, 2022)
Turnovers	3	vs Georgia (N) (Jan. 9, 2022)
	3	vs Michigan (N) (Dec. 31, 2022)
Punts	7	at Texas (Nov. 12, 2022)
Punting Avg	45.3	at Kansas (Oct. 8, 2022)
Long Punt	59	at Kansas (Oct. 8, 2022)
Punts inside 20	4	at Texas (Nov. 12, 2022)
Long Punt Return	82	Texas Tech (Nov. 5, 2022)

TCU INDIVIDUAL	HIGH	PLAYER, GAME
Rushes	29	Miller, Kendre vs Kansas St. (Oct. 22, 2022)
Yards Rushing	158	Miller, Kendre vs Texas Tech (Nov. 5, 2022)
TD Rushes	2	Duggan, Max vs Michigan (N) (Dec. 31, 2022)
	2	Miller, Kendre vs Iowa St. (Nov. 26, 2022)
	2	Miller, Kendre vs Kansas St. (Oct. 22, 2022)
	2	Miller, Kendre vs Oklahoma St. (Oct. 15, 2022)
	2	Miller, Kendre vs Oklahoma (Oct. 1, 2022)
	2	Duggan, Max vs Oklahoma (Oct. 1, 2022)
	2	Dermercado, Emari at SMU (Sept. 24, 2022)
Long Rush	75	Miller, Kendre at Texas (Nov.12, 2022)
Pass attempts	40	Duggan, Max vs Oklahoma St. (Oct. 15, 2022)
Pass completions	24	Duggan, Max at Baylor (Nov. 19, 2022)
Yards Passing	390	Duggan, Max vs Tarleton St. (Sept. 10, 2022)
TD Passes	5	Duggan, Max vs Tarleton St. (Sept. 10, 2022)
Long Pass	80	Duggan, Max at SMU (Sept. 24, 2022)
Receptions	14	Johnston, Quentin at Kansas (Oct. 8, 2022)
Yards Receiving	206	Johnston, Quentin at Kansas (Oct. 8, 2022)
TD Receptions	2	Hudson, Jorda vs Iowa St. (Nov. 26, 2022)
	2	Brown, Quincy vs Tarleton St. (Sept. 10, 2022)
Long Reception	80	Davis, Derius at SMU (Sept. 24, 2022)
Punts	7	Sandy, Jordy at Texas (Nov.12, 2022)
Punting Avg	45.3	Sandy, Jordy at Kansas (Oct. 8, 2022)
Long Punt	59	Sandy, Jordy at Kansas (Oct. 8, 2022)
Punts inside 20	4	Sandy, Jordy at Texas (Nov.12, 2022)
Long Punt Return	82	Davis, Derius vs Texas Tech (Nov. 5, 2022)
Long Kickoff Return	62	Dermercado, Emari vs Iowa St. (Nov. 26, 2022)
Tackles	13	Hodge, Jamoi at West Virginia (Oct. 29, 2022)
Sacks	4.0	Horton, Dylan vs Michigan (N) (Dec. 31, 2022)
Tackles For Loss	4.0	Horton, Dylan vs Michigan (N) (Dec. 31, 2022)

OPPONENT TEAM	HIGH	GAME
Rushes	49	Oklahoma (Oct. 1, 2022)
Yards Rushing	254	vs Georgia (N) (Jan. 9, 2022)
Yards Per Rush	5.8	vs Georgia (N) (Jan. 9, 2022)
TD Rushes	5	vs Georgia (N) (Jan. 9, 2022)
Pass attempts	49	at SMU (Sept. 24, 2022)
Pass completions	27	at SMU (Sept. 24, 2022)
Yards Passing	372	at SMU (Sept. 24, 2022)
Yards Per Pass	12.0	vs Georgia (N) (Jan. 9, 2022)

TD Passes	4	at Kansas (Oct. 8, 2022)
		vs Georgia (N) (Jan. 9, 2022)
Total Plays	86	at SMU (Sept. 24, 2022)
Total Offense	589	vs Georgia (N) (Jan. 9, 2022)
Yards Per Play	8.2	vs Georgia (N) (Jan. 9, 2022)
Points	65	vs Georgia (N) (Jan. 9, 2022)
Sacks By	5	vs Georgia (N) (Jan. 9, 2022)
	5	at Texas (Nov. 12, 2022)
	5	at SMU (Sept. 24, 2022)
First Downs	32	vs Georgia (N) (Jan. 9, 2022)
Penalties	8	Iowa St. (Nov. 26, 2022)
Penalty Yards	80	Oklahoma (Oct. 1, 2022)
Turnovers	3	vs Michigan (N) (Dec. 31, 2022)
	3	Iowa St. (Nov. 26, 2022)
Punts	8	Oklahoma (Oct. 1, 2022)
Punting Avg	49.3	at SMU (Sept. 24, 2022)
Long Punt	64	at SMU (Sept. 24, 2022)
	64	vs Michigan (N) (Dec. 31, 2022)
Punts inside 20	4	Kansas St. (Oct. 22, 2022)
Long Punt Return	16	vs Michigan (N) (Dec. 31, 2022)

OPPONENT INDIVIDUAL	HIGH	PLAYER, GAME
Rushes	26	Vaughn, Deuce Kansas St. (N) (Dec. 3, 2022)
Yards Rushing	130	Vaughn, Deuce Kansas St. (N) (Dec. 3, 2022)
TD Rushes	3	Siggers, Tre at SMU (Sept. 24, 2022)
Long Rush	54	Edwards, Donovan vs Michigan (N) (Dec. 31, 2022)
Pass attempts	49	Mordecai, Tanner at SMU (Sept. 24, 2022)
Pass completions	27	Mordecai, Tanner at SMU (Sept. 24, 2022)
Yards Passing	372	Mordecai, Tanner at SMU (Sept. 24, 2022)
TD Passes	4	Stetson, Bennet vs Georgia (N) (Jan. 9, 2022)
		Bean, Jason at Kansas (Oct. 8, 2022)
Long Pass	78	Gabriel, Dillon vs Oklahoma (Oct. 1, 2022)
Receptions	8	Bailey, Jake at SMU (Sept. 24, 2022)
Yards Receiving	163	Bailey, Jake at SMU (Sept. 24, 2022)
TD Receptions	2	McConkey, Ladd vs Georgia (N) (Jan. 9, 2022)
		Skinner, Quentin at Kansas (Oct. 8, 2022)
Long Reception	78	Willis, Brayden vs Oklahoma (Oct. 1, 2022)
Field Goals	4	Brown, Tanner vs Oklahoma St. (Oct. 15, 2022)
Long Field Goal	59	Moody, Jake vs Michigan (N) (Dec. 31, 2022)
Punts	8	Turk, Michael vs Oklahoma (Oct. 1, 2022)
Punting Avg	49.3	Bujcevski, Ryan at SMU (Sept. 24, 2022)
Long Punt	64	Robbins, Brad vs Michigan (N) (Dec. 31, 2022)
		Bujcevski, Ryan at SMU (Sept. 24, 2022)
Punts inside 20	4	Zentner, Ty Kansas St. (N) (Dec. 3, 2022)
Long Punt Return	16	Henning, A.J vs Michigan (N) (Dec. 31, 2022)
Long Kickoff Return	52	Robinson, Keilan at Texas (Nov.12, 2022)
Tackles	16	Cobb, Mason vs Oklahoma St. (Oct. 15, 2022)
Sacks	3	Paul, Nelson at SMU (Sept. 24, 2022)
Tackles For Loss	3.5	Barron, Jahdae at Texas (Nov.12, 2022)
Interceptions	2	Bullard, Jakevs Georgia (N) (Jan. 9, 2022)

AMON G. CARTER STADIUM RECORDS (ALL-TIME)

TEAM

FIRST DOWNS

1.	36	TCU vs. Texas Tech, 1990
2.	35	TCU vs. West Virginia, 2015
	35	TCU vs. South Dakota State, 2016
4.	33	TCU vs. Iowa State, 2014
	33	TCU vs. Samford, 2014
	33	Texas A&M vs. TCU, 1991
7.	32	TCU vs. Texas Tech, 2014
	32	TCU vs. Utah, 2009
	32	Northwestern vs. TCU, 2004
	32	TCU vs. Kansas State, 1984
	32	Baylor vs. TCU, 1984
12.	31	TCU vs. Texas, 2015
	31	TCU vs. New Mexico, 1993
	31	TCU vs. Tulane, 1985
	31	SMU vs. TCU, 1985

YARDS RUSHING

1.	606	Texas A&M vs. TCU, 1977 (59 carries)
2.	504	TCU vs. BYU, 1987 (64 carries)
3.	475	TCU vs. UTEP, 1999 (61 carries)
4.	467	SMU vs. TCU, 1985 (72 carries)
5.	463	TCU vs. Kansas State, 1984 (69 carries)
6.	444	Arkansas vs. TCU, 1989 (63 carries)
7.	436	TCU vs. UT, 1970 (51 carries)
8.	425	TCU vs. Rice, 1984 (59 carries)
9.	401	TCU vs. Austin College, 1932 (54 carries)

YARDS PASSING

1.	525	TCU vs. Iowa State, 2014
2.	524	Houston vs. TCU, 1989
3.	513	Northwestern vs. TCU, 2004
4.	480	TCU vs. Texas Tech, 2014
5.	454	TCU vs. SMU, 2015
6.	450	TCU vs. Tarleton, 2022
7.	449	TCU vs. OU, 2016
8.	439	TCU vs. South Dakota State, 2016
9.	429	Houston vs. TCU, 1991
10.	419	TCU vs. Texas Tech, 1990
11.	415	TCU vs. Oklahoma State, 2014
	415	North Carolina vs. TCU, 1997
13.	408	TCU vs. Baylor, 1980
14.	403	TCU vs. Stephen F. Austin, 2015
15.	399	TCU vs. Iowa State, 2020

YARDS TOTAL OFFENSE

1.	785	TCU vs. Texas Tech, 2014 (305 rush, 480 pass)
2.	722	TCU vs. Iowa State, 2014 (197 rush, 525 pass)
3.	720	TCU vs. SMU, 2015 (266 rush, 454 pass)
4.	687	Texas A&M vs. TCU, 1977 (606 rush, 81 pass)
5.	676	TCU vs. Oklahoma State, 2014 (261 rush, 415 pass)
6.	668	TCU vs. Oklahoma, 2022 (361 rush, 307 pass)
7.	667	TCU vs. Rice, 1984 (425 rush, 242 pass)
8.	662	TCU vs. South Dakota State, 2016 (223 rush, 439 pass)
9.	658	Arkansas vs. TCU, 1970 (354 rush, 304 pass)
10.	637	Northwestern vs. TCU, 2004 (124 rush, 513 pass)
11.	636	SMU vs. TCU, 1985 (467 rush, 169 pass)
12.	630	TCU vs. Tarleton, 2022 (180 rush, 450 pass)
13.	627	TCU vs. Stephen F. Austin (224 rush, 403 pass)
14.	625	TCU vs. Kansas (319 rush, 306 pass)
15.	624	TCU vs. San Diego State, 2006 (275 rush, 349 pass)

INDIVIDUAL

YARDS RUSHING

1.	406*	LaDainian Tomlinson, vs. UTEP, 1999 (43 carries)
2.	305	LaDainian Tomlinson, vs. UTEP, 2000 (33 carries)
3.	300	LaDainian Tomlinson, vs. San Jose State, 1999 (23 carries)
4.	294	LaDainian Tomlinson, vs. Hawai'i, 2000 (49 carries)
5.	287	Lonta Hobbs, vs. Memphis, 2002 (33 carries)
6.	247	Bobby Davis, vs. UT-Arlington, 1970 (18 carries)
7.	243	LaDainian Tomlinson, vs. Northwestern, 2000 (39 carries)
8.	239	Kenneth Davis, vs. Kansas State, 1984 (29 carries)
9.	231	LaDainian Tomlinson, vs. Fresno State, 2000 (42 carries)
10.	230	John Dottley, vs. Mississippi, 1949 (22 carries) <i>* NCAA record at time</i>

YARDS PASSING

1.	513	Brett Basanez, Northwestern, 2004
2.	488	Andre Ware, Houston, 1989
3.	460	Trevone Boykin vs. Iowa State, 2014
4.	454	Trevone Boykin vs. SMU, 2015
5.	449	Kenny Hill vs. Oklahoma, 2016
6.	439	Kenny Hill vs. South Dakota State, 2016
7.	433	Trevone Boykin vs. Texas Tech, 2014
8.	429	David Klingler, Houston, 1991
9.	419	Matt Vogler vs. Texas Tech, 1990
10.	415	Chris Keldorf, North Carolina, 1997
11.	410	Trevone Boykin vs. Oklahoma State, 2014
12.	408	Steve Stamp vs. Baylor, 1980
13.	394	Casey Pachall vs. West Virginia, 2013
14.	382	Jon Denton, UNLV, 1996
15.	390	Max Duggan, Tarleton, 2022

YARDS RECEIVING

1.	257	Dennis Northcutt, Arizona, 1999 (10 receptions)
2.	226	Jimmy Young vs. Wyoming, 2008 (5 receptions)
3.	225	Josh Doctson vs. Oklahoma State, 2014 (7 receptions)
4.	210	Taj Williams vs. Oklahoma, 2016 (5 receptions)
5.	202	Jonathan Fields, Northwestern, 2004 (8 receptions)
	202	James Maness vs. Rice, 1984 (5 receptions)
7.	194	Manny Hazard, Houston, 1989 (19 receptions)
8.	184	Josh Doctson vs. West Virginia, 2015 (12 receptions)
9.	180	Quentin Johnston vs. Oklahoma State, 2022 (8 receptions)
	180	Richard Woodley vs. Texas Tech, 1990 (18 receptions)
11.	174	Phillip Epps vs. Baylor, 1980 (8 receptions)
12.	171	Josh Doctson vs. SMU, 2015 (5 receptions)
13.	168	Paschal Volz, New Mexico, 1997 (9 receptions)
14.	165	Deante' Gray vs. Texas Tech, 2014 (4 receptions)
15.	163	Raymond Bonner, Baylor, 1992 (10 receptions)

LONGEST PLAYS

RUN FROM SCRIMMAGE

1.	95	Greg Hill, Texas A&M, 1993
2.	93	King Hill, Rice, 1957
3.	90	Donny Anderson, Texas Tech, 1964
4.	89	Kendre Miller vs. Louisiana Tech, 2020
	89	LaDainian Tomlinson, UTEP, 2000
	89	LaDainian Tomlinson, San Jose St., 1999
7.	83	Jalen Reagor, Oklahoma State, 2018
8.	82	Tony Jeffery, Houston, 1987
	82	Kenneth Davis, North Texas, 1984
	82	Terry Orr, Texas, 1984
	82	Cy Leland, Abilene Christian, 1930

PASS COMPLETION

1.	99	Scott Ankrom to James Maness, vs. Rice, 1984
2.	95	Fred Mortensen to John Jefferson, vs. Arizona State, 1975
3.	92	Trevone Boykin to Deante' Gray, vs. Texas Tech, 2014
4.	89	Max Knake to Jimmy Oliver, vs. Texas Tech, 1994
	89	Doug Samuels to Eric McPherson, vs. Utah State, 1981
6.	88	Rodney Allison to Brian Nelson, vs. Texas Tech, 1976
7.	86	Leon Clay to Stephen Shipley, vs. Air Force, 1989
	86	Cody Carlson to Derrick McAdoo, vs. Baylor, 1986

PUNT YARDAGE

1.	94	Carl Knox, Oklahoma State, 1947
2.	81	Dave Sherer, SMU, 1957
3.	80	Clinton Parson, Rice, 1990
4.	78	Grassy Hinton, Abilene Christian, 1930
5.	77	Chris Becker, Baylor, 1986

PUNT RETURNS

1.	92	Lawrence Elkins, Baylor, 1962
2.	90	KaVontae Turpin, Kansas, 2017
3.	89	Jerry Levias, SMU, 1968
4.	84	LaDoughyous McCalla, Rice, 1997
	84	Arthur Whittington, SMU, 1974
6.	83	Jim Lucas, Rice, 1943

KICKOFF RETURNS

1.	100	Derius Davis, West Virginia, 2021
	100	Phillip Epps, Rice, 1978
3.	99	KaVontae Turpin, Oklahoma, 2018
	99	Greg McCoy, UNLV, 2011
	99	Carl Swierc, Rice, 1973
6.	98	Kim Phillip, North Texas, 1986
7.	96	LaTarence Dunbar, Houston, 2002
8.	94	Greg McCoy, ULM, 2011
9.	85	Aaron Brown, Wyoming, 2008
	85	Red Oliver, Austin College, 1932
	85	Blanford Spearman, Abilene Christian, 1930

INTERCEPTION RETURNS

1.	100	Bill Hobbs, Texas A&M, 1967
2.	99	Quincy Butler, Southern Miss, 2004
3.	97	Kenny Bryant, Oregon, 1977
4.	92	Bill Conaster, Texas A&M, 1969
5.	82	Anthony Hickman, New Mexico, 1991
6.	80	Billy Fondren, Texas, 1968

FIELD GOALS

1.	57	Jaden Oberkrom vs. West Virginia, 2015
	57	Michael Reeder vs. UTEP, 1996
3.	56	Steve Mormon vs. Oregon, 1977
	56	Mike Dean, Texas, 1974

TEAM OFFENSE RECORDS (ALL-TIME)

FEWEST PASSING YARDS—GAME

1. _____ 0 _____ 7 times, last at Ohio State _____ Sept. 28, 1957

PASSING YARDS—SEASON

1. _____ 4,517 _____ 2015
 2. _____ 4,240 _____ 2014
 3. _____ 3,926 _____ 2022

PASSING (CONT.)

FEWEST PASSING YARDS—SEASON

1. _____ 452 _____ 1957

PASSING TOUCHDOWNS—GAME

1. _____ 7 _____ vs. Texas Tech _____ Oct. 25, 2014
 2. _____ 6 _____ vs. Jackson State _____ Sept. 2, 2017
 _____ 6 _____ vs. Texas _____ Oct. 3, 2015
 4. _____ 5 _____ vs. Tarleton _____ Sept. 10, 2022
 _____ 5 _____ vs. Kansas _____ Oct. 21, 2017
 _____ 5 _____ vs. Oklahoma _____ Oct. 1, 2016
 _____ 5 _____ vs. SMU _____ Sept. 19, 2015
 _____ 5 _____ vs. Stephen F. Austin _____ Sept. 12, 2015
 _____ 5 _____ vs. Iowa State _____ Dec. 6, 2014
 _____ 5 _____ at SMU _____ Sept. 27, 2014
 _____ 5 _____ vs. Boise State _____ Nov. 12, 2011
 _____ 5 _____ vs. San Diego State _____ Nov. 18, 2006
 _____ 5 _____ at Houston _____ Nov. 3, 1990
 _____ 5 _____ vs. UT-Arlington _____ Sept. 19, 1981
 _____ 5 _____ vs. Rice _____ Nov. 20, 1965

PASSING TOUCHDOWNS—SEASON

1. _____ 39 _____ 2015
 2. _____ 37 _____ 2014
 3. _____ 33 _____ 2022
 4. _____ 29 _____ 2010
 5. _____ 28 _____ 2017
 6. _____ 26 _____ 2012
 7. _____ 25 _____ 2011
 8. _____ 24 _____ 2009
 _____ 24 _____ 1990
 10. _____ 21 _____ 2004

PASSES INTERCEPTED—GAME

1. _____ 9 _____ at Baylor _____ Oct. 29, 1949
 2. _____ 7 _____ at Texas A&M _____ Oct. 15, 1966
 _____ 7 _____ at Texas _____ Nov. 13, 1943
 _____ 7 _____ vs. Baylor _____ Nov. 22, 1930
 5. _____ 6 _____ 4 times

Records not complete for this category before 1953.

PASSES INTERCEPTED—SEASON

1. _____ 32 _____ 1966

FEWEST PASSES INTERCEPTED—SEASON

1. _____ 5 _____ 1955
 2. _____ 6 _____ 2010
 3. _____ 7 _____ 2011
 4. _____ 8 _____ 2022

CONSECUTIVE PASSES WITHOUT INTERCEPTION

1. _____ 125 _____ 1988

PASSING FIRST DOWNS—GAME

1. _____ 24 _____ at Texas Tech _____ Sept. 26, 2015
 _____ 24 _____ vs. UT-Arlington _____ Sept. 18, 1971

FEWEST PASSING FIRST DOWNS—GAME

1. _____ 0 _____ 16 times, last: vs. Rice _____ Oct. 13, 1979

PASSING FIRST DOWNS—SEASON

1. _____ 190 _____ 2015
 2. _____ 173 _____ 2014
 3. _____ 154 _____ 2022
 4. _____ 150 _____ 2016
 5. _____ 147 _____ 2007

FEWEST PASSING FIRST DOWNS—SEASON

1. _____ 20 _____ 1943

SCORING

POINTS SCORED—GAME

1. _____ 82 _____ vs. Texas Tech _____ Oct. 25, 2014
 2. _____ 70 _____ vs. Stephen F. Austin _____ Sept. 12, 2015
 3. _____ 69 _____ vs. New Mexico _____ Oct. 22, 2011

4. _____ 68 _____ vs. Austin College _____ Oct. 22, 1932
 5. _____ 67 _____ vs. Stephen F. Austin _____ Sept. 6, 2008

POINTS SCORED—HALF (SINCE WORLD WAR II)

1. _____ 45 _____ vs. Texas Tech _____ Oct. 25, 2014
 2. _____ 42 _____ vs. Grambling State _____ Sept. 8, 2012
 _____ 42 _____ vs. Stephen F. Austin _____ Sept. 6, 2008
 _____ 42 _____ at Utah State _____ Sept. 15, 1984
 5. _____ 41 _____ vs. Oklahoma _____ Oct. 1, 2022
 _____ 41 _____ vs. New Mexico _____ Oct. 22, 2011

POINTS SCORED—QUARTER

1. _____ 35 _____ vs. Tulsa (3rd Q) _____ Oct. 16, 1999

POINTS SCORED—SEASON

1. _____ 604 _____ 2014
 2. _____ 582 _____ 2022
 3. _____ 547 _____ 2015
 4. _____ 541 _____ 2010
 5. _____ 531 _____ 2011

FEWEST POINTS SCORED—SEASON

1. _____ 55 _____ 1966

TOUCHDOWNS SCORED—GAME

1. _____ 10 _____ vs. Stephen F. Austin _____ Sept. 12, 2015
 _____ 10 _____ vs. Texas Tech _____ Oct. 25, 2014
 _____ 10 _____ vs. New Mexico _____ Oct. 22, 2011
 _____ 10 _____ vs. Austin College _____ Oct. 22, 1932
 5. _____ 9 _____ vs. Jackson State _____ Sept. 2, 2017
 _____ 9 _____ at New Mexico _____ Nov. 27, 2010
 _____ 9 _____ vs. Tennessee Tech _____ Sept. 11, 2010
 _____ 9 _____ vs. Stephen F. Austin _____ Sept. 6, 2008
 _____ 9 _____ at Utah State _____ Sept. 15, 1984

TOUCHDOWNS SCORED—SEASON

1. _____ 77 _____ 2014
 2. _____ 76 _____ 2022
 3. _____ 73 _____ 2010
 4. _____ 70 _____ 2011
 5. _____ 69 _____ 2015

FEWEST TOUCHDOWNS SCORED—SEASON

1. _____ 5 _____ 1966

FIELD GOALS ATTEMPTED—GAME

1. _____ 6 _____ vs. UAPB _____ Aug. 31, 2019 (made 6)
 _____ 6 _____ vs. Texas Tech _____ Oct. 20, 2012 (made 6)
 3. _____ 5 _____ vs. Cincinnati _____ Nov. 15, 2003 (made 5)
 _____ 5 _____ at Cincinnati _____ Sept. 2, 2002 (made 5)
 _____ 5 _____ at Texas _____ Nov. 13, 1965 (made 4)

FIELD GOALS ATTEMPTED—SEASON

1. _____ 34 _____ 2003 (made 28)
 2. _____ 30 _____ 2012 (made 22)
 _____ 30 _____ 2002 (made 23)

FEWEST FIELD GOALS ATTEMPTED—SEASON

1. _____ 2 _____ 1953

FIELD GOALS MADE—GAME

1. _____ 6 _____ vs. UAPB _____ Aug. 31, 2019
 _____ 6 _____ vs. Texas Tech _____ Oct. 20, 2012
 3. _____ 5 _____ vs. Cincinnati _____ Nov. 15, 2003
 _____ 5 _____ at Cincinnati _____ Sept. 2, 2002
 5. _____ 4 _____ 12 times, last at Texas _____ Oct. 3, 2020

FIELD GOALS MADE—SEASON

1. _____ 28 _____ 2003 (attempted 34)
 2. _____ 26 _____ 2019 (attempted 28)
 3. _____ 23 _____ 2002 (attempted 30)
 4. _____ 23 _____ 1995 (attempted 25)
 5. _____ 22 _____ 2014 (attempted 27)
 _____ 22 _____ 2012 (attempted 30)
 _____ 22 _____ 2007 (attempted 27)

FEWEST FIELD GOALS MADE—SEASON

1. _____ 0 _____ 7 times, last: 1960

PATS ATTEMPTED—GAME

1. _____ 10 _____ vs. Stephen F. Austin _____ Sept. 12, 2015
 _____ 10 _____ vs. Texas Tech _____ Oct. 25, 2014
 _____ 10 _____ vs. New Mexico _____ Oct. 22, 2011
 _____ 10 _____ vs. Austin College _____ Oct. 22, 1932
 5. _____ 9 _____ vs. Jackson State _____ Sept. 2, 2017

PATS ATTEMPTED—SEASON

1. _____ 77 _____ 2014
 2. _____ 73 _____ 2010
 3. _____ 64 _____ 2022
 _____ 64 _____ 2011
 5. _____ 63 _____ 2009

PATS MADE—GAME

1. _____ 10 _____ vs. Stephen F. Austin _____ Sept. 12, 2015
 _____ 10 _____ vs. Texas Tech _____ Oct. 25, 2014
 3. _____ 9 _____ vs. New Mexico _____ Oct. 22, 2011
 _____ 9 _____ at New Mexico _____ Nov. 27, 2010
 _____ 9 _____ vs. Jackson State _____ Sept. 2, 2017
 6. _____ 8 _____ vs. South Dakota State _____ Sept. 3, 2016
 _____ 8 _____ vs. Grambling State _____ Sept. 8, 2012
 _____ 8 _____ vs. Texas State _____ Sept. 19, 2009
 _____ 8 _____ vs. Stephen F. Austin _____ Sept. 6, 2008
 _____ 8 _____ at SMU _____ Nov. 24, 2000
 _____ 8 _____ vs. Tulsa _____ Oct. 16, 1999

 _____ 8 _____ at Utah State _____ Sept. 15, 1984
 _____ 8 _____ vs. Austin College _____ Oct. 22, 1932

PATS MADE—SEASON

1. _____ 76 _____ 2014
 2. _____ 68 _____ 2010
 3. _____ 62 _____ 2022
 3. _____ 61 _____ 2011
 _____ 61 _____ 2009
 5. _____ 60 _____ 2015

FUMBLES

FUMBLES—GAME

1. _____ 10 _____ vs. Memphis _____ Nov. 30, 2002 (lost 2)
 2. _____ 9 _____ vs. North Texas _____ Oct. 18, 1986 (lost 5)
 _____ 9 _____ at SMU _____ Nov. 28, 1964 (lost 6)

FUMBLES—SEASON

1. _____ 43 _____ 1953, 1985

FEWEST FUMBLES—SEASON

1. _____ 11 _____ 2016
 2. _____ 12 _____ 2015
 3. _____ 14 _____ 1941

FUMBLES LOST—GAME

1. _____ 6 _____ at SMU _____ Nov. 6, 1964 (9 total)
 _____ 6 _____ at Texas Tech _____ Oct. 12, 1963 (7 total)
 _____ 6 _____ at Rice _____ Nov. 25, 1950 (8 total)

FUMBLES LOST—SEASON

1. _____ 28 _____ 1953

FEWEST FUMBLES LOST—SEASON

1. _____ 4 _____ 2015
 2. _____ 5 _____ 2004
 3. _____ 6 _____ 2016

PUNTING

PUNTS—GAME

1. _____ 26 _____ at Hardin-Simmons _____ Oct. 4, 1930
 2. _____ 24 _____ vs. Mississippi State _____ Oct. 24, 1936
 3. _____ 17 _____ vs. Santa Clara _____ Dec. 12, 1936
 _____ 17 _____ at Centenary _____ Oct. 28, 1933

FEWEST PUNTS—GAME

1. _____ 0 _____ vs. Air Force _____ Oct. 23, 2010
 _____ 0 _____ at Colorado State _____ Nov. 25, 2006

PUNTS—SEASON

1. _____ 141 _____ 1936

FEWEST PUNTS—SEASON

1. _____ 35 _____ 1956

PENALTIES

PENALTIES—GAME

1. _____ 22 _____ at Rice _____ Oct. 8, 1977 (174 yds)
 2. _____ 16 _____ at Cincinnati _____ Sept. 2, 2002 (102 yds)
 _____ 16 _____ at Southern Miss _____ Dec. 7, 2001 (118 yds)
 _____ 16 _____ vs. Arizona _____ Sept. 5, 1999 (98 yds)

INDIVIDUAL RUSHING RECORDS (ALL-TIME)

RUSHING YARDS—CAREER

1. LADAINIAN TOMLINSON (1997-00)

Year	Att.	Yards	Avg.	TDs
1997	126	538	4.3	6
1998	144	717	5.0	8
1999	268	1,850	6.9	18
2000	369	2,158	5.8	22
Total	907	5,263	5.8	54

2. TONY JEFFERY (1984-87)

Year	Att.	Yards	Avg.	TDs
1984	165	840	5.1	9
1985	176	695	3.9	4
1986	122	861	7.1	8
1987	202	1,353	6.7	10
Total	665	3,749	5.6	31

3. ANDRE DAVIS (1992-95)

Year	Att.	Yards	Avg.	TDs
1992	1	1	1.0	0
1993	189	867	4.6	8
1994	260	1,494	5.7	7
1995	186	820	4.4	6
Total	638	3,182	5.0	21

4. LONTA HOBBS (2002-06)

Year	Att.	Yards	Avg.	TDs
2002	157	1,029	6.6	12
2003	169	659	3.9	9
2004	125	647	5.2	10
2005	18	71	3.9	0
2006	145	665	4.6	7
Total	614	3,071	5.0	38

5. KENNETH DAVIS (1982-85)

Year	Att.	Yards	Avg.	TDs
1982	113	549	4.9	5
1983	145	682	4.7	3
1984	211	1,611	7.6	15
1985	24	152	6.3	0
Total	493	2,994	6.1	23

- 6. 2,783 Basil Mitchell, 1994-98 (547 att.)
- 7. 2,771 Robert Merrill, 2003-05 (567 att.)
- 8. 2,763 Curtis Modkins, 1989-92 (672 att.)
- 9. 2,618 Jim Swink, 1954-56 (413 att.)
- 10. 2,602 Matthew Tucker, 2009-12 (494 att.)

RUSHING YARDS—GAME

- 1. *406 L. Tomlinson vs. UTEP, 1999 (43 att.)
- 2. 343 Tony Jeffery vs. Tulane, 1986 (16 att.)
- 3. 325 Andre Davis vs. New Mexico, 1994 (31 att.)
- 4. 305 L. Tomlinson vs. UTEP, 2000 (33 att.)
- 5. 300 L. Tomlinson vs. San Jose State, 1999 (23 att.)
- 6. 294 L. Tomlinson vs. Hawai'i, 2000 (49 att.)
- 7. 287 Lonta Hobbs vs. Memphis, 2002 (33 att.)
- 8. 269 L. Tomlinson vs. Arkansas State, 1999 (40 att.)
- 9. 247 Bobby Davis vs. UTA, 1970 (18 att.)
- 10. 243 L. Tomlinson vs. Northwestern, 2000 (39 att.)

*-NCAA record at time

RUSHING YARDS—SEASON

- 1. ^2,158 LaDainian Tomlinson, 2000 (369 att.)
- 2. ^1,850 LaDainian Tomlinson, 1999 (268 att.)
- 3. 1,611 Kenneth Davis, 1984 (211 att.)
- 4. 1,494 Andre Davis, 1994 (260 att.)
- 5. 1,399 Kendre Miller, 2022 (224 att.)
- 6. 1,353 Tony Jeffery, 1987 (202 att.)
- 7. 1,283 Jim Swink, 1955 (157 att.)
- 8. 1,272 Aaron Green, 2015 (244 att.)
- 9. 1,111 Basil Mitchell, 1998 (166 att.)
- 10. 1,107 Robert Merrill, 2003 (201 att.)
- 11. 1,078 Ed Wesley, 2010 (166 att.)

^—Led Nation

*all 1,000-yard rushers listed

ATTEMPTS—GAME

- 1. 49 Tomlinson vs. Hawai'i, 2000 (294 yds)
- 2. 43 Tomlinson vs. UTEP, 1999 (406 yds)
- 3. 42 Tomlinson vs. Fresno State, 2000 (231 yds)
- 4. 41 Tomlinson vs. Rice, 2000 (200 yds)
- 5. 40 Tomlinson vs. Arkansas State, 1999 (269 yds)
- 40 Mike Luttrell vs. Rice, 1973 (137 yds)
- 7. 39 Tomlinson vs. Northwestern, 2000 (243 yds)
- 8. 37 Ray McKown vs. Arkansas, 1952 (83 yds)
- 9. 36 Ross Montgomery vs. Baylor, 1968 (177 yds)
- 36 Ross Montgomery vs. Baylor, 1967 (213 yds)

ATTEMPTS—SEASON

- 1. 369 LaDainian Tomlinson, 2000 (2,158 yds)
- 2. 268 LaDainian Tomlinson, 1999 (1,850 yds)
- 3. 260 Andre Davis, 1994 (1,494 yds)
- 4. 244 Aaron Green, 2015 (1,272 yds)
- 5. 224 Kendre Miller, 2022 (1,399 yds)
- 6. 211 Kenneth Davis, 1984 (1,611 yds)
- 7. 209 Curtis Modkins, 1990 (893 yds)
- 8. 208 Mike Luttrell, 1973 (865 yds)
- 9. 203 Kyle Hicks, 2016 (1,042 yds)
- 10. 202 Tony Jeffery, 1987 (1,353 yds)

ATTEMPTS—CAREER

- 1. 907 LaDainian Tomlinson, 1997-00 (5,263 yds)
- 2. 672 Curtis Modkins, 1989-92 (2,763 yds)
- 3. 665 Tony Jeffery, 1984-87 (3,749 yds)
- 4. 636 Andre Davis, 1992-95 (3,182 yds)
- 5. 614 Lonta Hobbs, 2002-06 (3,071 yds)
- 6. 567 Robert Merrill, 2003-05 (2,771 yds)
- 7. 562 Lindy Berry, 1946-49 (1,745 yds)
- 8. 547 Mike Luttrell, 1972-74 (2,312 yds)
- 9. 518 Basil Mitchell, 1994, 1996-98 (2,783 yds)
- 10. 507 Trevone Boykin, 2012-15 (2,049 yds)

RUSHING TOUCHDOWNS—GAME

- 1. 6 LaDainian Tomlinson vs. UTEP, 1999
- 2. 5 Kyle Hicks at Baylor, 2016
- 5 Tony Jeffery vs. Tulane, 1986
- 4. 4 Joseph Turner vs. San Diego State, 2007
- 4 Jeff Ballard vs. New Mexico, 2005
- 4 LaDainian Tomlinson vs. Hawai'i, 2000
- 4 LaDainian Tomlinson vs. Tulsa, 1999
- 4 Andre Davis vs. New Mexico, 1993
- 4 Ross Montgomery vs. Baylor, 1967
- 4 Jim Swink vs. Texas, 1955
- 4 Bobby Jack Floyd vs. Rice, 1950
- 4 Harold McClure vs. Texas, 1936

RUSHING TOUCHDOWNS—SEASON

- 1. 22 LaDainian Tomlinson, 2000
- 2. 18 LaDainian Tomlinson, 1999
- ^18 Jim Swink, 1955
- 4. 17 Kendre Miller, 2022
- 5. 15 Kenneth Davis, 1984
- 6. 13 Cy Leland, 1929
- 7. 12 Kyle Hicks, 2016
- 12 Matthew Tucker, 2011
- 12 Lonta Hobbs, 2002
- ^—Led Nation

RUSHING TOUCHDOWNS—CAREER

- 1. 54 LaDainian Tomlinson, 1997-00
- 2. 38 Lonta Hobbs, 2002-06
- 3. 33 Matthew Tucker, 2009-12
- 4. 31 Tony Jeffery, 1984-87
- 5. 29 Joseph Turner, 2006-09
- 6. 28 Max Duggan, 2019-22
- 28 Jim Swink, 1954-56
- 8. 27 Trevone Boykin, 2012-15
- 9. 26 Kendre Miller, 2020-22
- 10. 23 Kenneth Davis, 1982-85

100-YARD GAMES—SEASON

- 1. 11 LaDainian Tomlinson, 2000
- 2. 9 Kenneth Davis, 1984
- 3. 8 Jim Swink, 1955
- 4. 7 Kendre Miller, 2022

- 7 LaDainian Tomlinson, 1999
- 7 Andre Davis, 1994
- 7 Basil Mitchell, 1998

100-YARD GAMES—CAREER

- 1. 21 LaDainian Tomlinson, 1997-00
- 2. 16 Andre Davis, 1992-95
- 3. 13 Tony Jeffery, 1984-87
- 13 Kenneth Davis, 1982-85
- 5. 12 Basil Mitchell, 1994, 1996-98
- 6. 11 Kendre Miller, 2020-22
- 11 Lonta Hobbs, 2002-06
- 11 Jim Swink, 1954-56
- 9. 10 Aaron Green, 2013-15
- 10 Robert Merrill, 2003-05

200-YARD GAMES—SEASON

- 1. 5 LaDainian Tomlinson, 2000
- 2. 3 LaDainian Tomlinson, 1999
- 3 Kenneth Davis, 1984

YARDS PER CARRY—GAME (min. 10 atts.)

- 1. 21.4 Tony Jeffery vs. Tulane, 1986 (16-343)
- 2. 15.7 Jim Swink vs. Texas, 1955 (15-235)
- 3. 15.4 Kendre Miller vs. Texas Tech, 2021 (12-185)
- 4. 15.1 Waymon James vs. Wyoming, 2011 (12-181)
- 5. 14.0 Tony Jeffery vs. Utah State, 1984 (13-182)
- 6. 13.7 Bobby Davis vs. UTA, 1970 (18-247)
- 7. 13.6 Waymon James vs. Portland State, 2011 (10-136)

YARDS PER CARRY—SEASON (min. 50 atts.)

- 1. ^8.17 Jim Swink, 1955 (157-1,283)
- 2. 7.68 Zach Evans, 2020 (54-415)
- 3. ^7.63 Kenneth Davis, 1984 (211-1,611)
- 4. 7.51 Kendre Miller, 2021 (83-623)
- 5. 7.23 Waymon James, 2011 (121-875)
- 6. 7.18 Kendre Miller, 2020 (54-388)
- 7. ^7.15 Cy Leland, 1929 (95-680)
- 8. 7.14 Aaron Green, 2014 (129-922)
- 9. 7.05 Tony Jeffery, 1986 (122-861)

^—Led Nation

YARDS PER CARRY—CAREER (min. 200 atts.)

- 1. 6.68 Kendre Miller, 2020-22 (361-2,410)
- 2. 6.42 Waymon James, 2010-13 (280-1,798)
- 3. 6.34 Jim Swink, 1954-56 (413-2,618)
- 4. 6.31 Ed Wesley, 2009-11 (387-2,457)
- 5. 6.07 Kenneth Davis, 1982-85 (493-2,994)
- 6. 5.80 LaDainian Tomlinson, 1997-00 (907-5,263)
- 7. 5.68 Cy Leland, 1928-30 (238-1,352)
- 8. 5.62 Darius Anderson, 2016-19 (430-2,418)

YARDS PER GAME—SEASON

- 1. ^196.2 LaDainian Tomlinson, 2000 (11-2,158)
- 2. ^168.2 LaDainian Tomlinson, 1999 (11-1,850)
- 3. 146.5 Kenneth Davis, 1984 (11-1,611)
- 4. 135.8 Andre Davis, 1994 (11-1,494)
- 5. 135.3 Tony Jeffery, 1987 (10-1,353)
- 6. 128.6 Lonta Hobbs, 2002 (8-1,029)
- 7. 128.3 Jim Swink, 1955 (10-1,283)
- ^—Led Nation

YARDS PER GAME—CAREER (min. 15 gms)

- 1. 119.6 LaDainian Tomlinson, 1997-00 (44-5,263)
- 2. 93.7 Tony Jeffery, 1984-87 (40-3,749)
- 3. 88.1 Kenneth Davis, 1982-85 (34-2,994)
- 4. 79.2 Robert Merrill, 2002-06 (567-2,771)
- 5. 78.7 Lonta Hobbs, 2002-06 (39-3,071)

400-YARD CLUB

- 1. *406 LaDainian Tomlinson vs. UTEP, 1999 (43 att., 9.4 avg., 6 TD)

*-NCAA record at time

300-YARD CLUB

- 1. 343 Tony Jeffery vs. Tulane, 1986 (16 att., 21.4 avg., 5 TD)
- 2. 325 Andre Davis vs. New Mexico, 1994 (31 att., 10.4 avg., 2 TD)

INDIVIDUAL RUSHING RECORDS (ALL-TIME)

- 3. 305 LaDainian Tomlinson vs. UTEP, 2000
(33 att., 9.2 avg., 3 TD)
- 4. 300 LaDainian Tomlinson vs. San Jose State, 1999
(23 att., 13.0 avg., 2 TD)

200-YARD CLUB

- 1. 294 LaDainian Tomlinson vs. Hawai'i, 2000
(49 att., 6.0 avg.)
- 2. 287 Lonta Hobbs vs. Memphis, 2002
(33 att., 8.7 avg.)
- 3. 269 LaDainian Tomlinson vs. Arkansas State, 1999
(40 att., 6.7 avg.)
- 4. 247 Bobby Davis vs. Texas-Arlington, 1970
(18 att., 13.7 avg.)
- 5. 243 LaDainian Tomlinson vs. Northwestern, 2000
(39 att., 6.2 avg.)
- 6. 239 Kenneth Davis vs. Kansas State, 1984
(29 att., 8.2 avg.)
- 7. 235 Jim Swink vs. Texas, 1955
(15 att., 15.7 avg.)
- 8. 231 LaDainian Tomlinson vs. Fresno State, 2000
(42 att., 5.5 avg.)
- 9. 226 Joseph Turner vs. San Diego State, 2007
(33 att., 6.8 avg.)
- 10. 221 Andre Davis vs. Rice, 1994
(30 att., 7.3 avg.)
- 11. 220 Basil Mitchell vs. UNLV, 1998
(26 att., 8.5 avg.)
- 12. 219 Kenneth Davis vs. North Texas, 1984
(16 att., 13.7 avg.)
- 13. 215 Basil Mitchell vs. Tulsa, 1996
(23 att., 9.3 avg.)
- 14. 213 Ross Montgomery vs. Baylor, 1967
(36 att., 5.9 avg.)
- 15. 209 Ed Wesley vs. Air Force, 2010
(28 att., 7.5 avg.)
- 16. 207 Tony Jeffery vs. BYU, 1987
(19 att., 10.9 avg.)
- 17. 204 Robert Merrill vs. Houston, 2003
(22 att., 9.3 avg.)
- 18. 203 Kenneth Davis vs. Texas Tech, 1984
(29 att., 7.0 avg.)
- 19. 200 LaDainian Tomlinson vs. Rice, 2000
(41 att., 4.9 avg.)

100-YARD CLUB (ATTEMPTS)

- 1. 199 Corey Connally vs. Houston, 2001 (30)
- 2. 197 Tony Jeffery vs. Rice, 1987 (34)
- 3. 195 Curtis Modkins vs. Oklahoma State, 1990 (31)
- 4. 194 Sewo Olonilua vs. Cal, 2018 (32)
- 194 Tony Jeffery vs. Houston, 1987 (28)
- 6. 192 Kyle Hicks at Baylor, 2016 (26)
- 7. 190 Zach Evans vs. California, 2021 (22)
- 8. 186 Basil Mitchell vs. Iowa State, 1998 (21)
- 9. 185 Kendre Miller at Texas Tech, 2021 (12)
- 185 Basil Mitchell vs. USC, 1998 (19)
- 11. 182 Tony Jeffery vs. Utah State, 1984 (13)
- 12. 181 Waymon James vs. Wyoming, 2011 (12)
- 181 Tony Darthard vs. Rice, 1987 (14)
- 14. 180 LaDainian Tomlinson vs. Tulsa, 1997 (27)
- 180 Mike Luttrell vs. Texas Tech, 1972 (32)
- 16. 179 Daris Anderson at Purdue, 2019 (16)
- 179 Andre Davis vs. SMU, 1994 (25)
- 18. 178 LaDainian Tomlinson vs. Tulsa, 1999 (16)
- 178 Kevin Haney vs. Tulsa, 1979 (22)
- 20. 177 Aaron Green vs. Kansas, 2015 (30)
- 177 Tommy Palmer vs. Air Force, 1989 (22)
- 177 Ross Montgomery vs. Baylor, 1968 (36)
- 23. 176 LaDainian Tomlinson vs. Nevada, 2000 (24)
- 24. 174 LaDainian Tomlinson vs. SMU, 2000 (26)
- 174 Andre Davis vs. Iowa State, 1995 (29)
- 174 Tony Jeffery vs. Baylor, 1987 (19)
- 174 Gilbert Bartosh vs. Rice, 1950 (24)
- 28. 173 Kenneth Davis vs. Baylor, 1984 (20)
- 173 Cy Leland vs. Abilene Christian, 1930 (15)
- 30. 171 Aaron Green vs. Kansas State, 2014 (18)
- 31. 170 Robert Merrill vs. San Diego State, 2005 (29)
- 170 LaDainian Tomlinson vs. Arizona, 1999 (28)

- 170 James Hodges vs. Texas A&M, 1970 (34)
- 34. 167 Andre Davis vs. New Mexico, 1993 (31)
- 167 Bobby Davis vs. Oklahoma State, 1971 (19)
- 36. 166 Aaron Brown vs. Colorado State, 2006 (14)
- 166 Andre Davis vs. Houston, 1995 (28)
- 166 Tony Jeffery vs. Texas, 1987 (28)
- 166 Jim Fauver vs. Clemson, 1974 (17)
- 166 Steve Landon vs. Texas Tech, 1965 (15)
- 41. 165 Ed Wesley vs. Baylor, 2010 (19)
- 165 LaDainian Tomlinson vs. Tulsa, 1998 (27)
- 43. 164 Aaron Green vs. SMU, 2015 (21)
- 164 Norm Bulaich vs. Texas Tech, 1966 (27)
- 45. 163 Aaron Brown vs. Utah, 2005 (17)
- 163 Steve Judy vs. Baylor, 1969 (16)
- 47. 162 Aaron Green at Texas Tech, 2015 (28)
- 48. 161 Darius Anderson vs. SMU, 2010 (19)
- 161 Marcus Gilbert vs. Texas Tech, 1982 (28)
- 50. 160 Andre Davis vs. Tulane, 1993 (27)
- 160 Darius Anderson vs. Oklahoma State, 2017 (26)
- 52. 158 Lonta Hobbs vs. East Carolina, 2002 (22)
- 158 Jim Swink vs. Baylor, 1955 (14)
- 158 Kendre Miller vs. Texas Tech, 2022 (21)
- 55. 156 Ricky Madison vs. Louisville, 2001 (31)
- 56. 155 L. Tomlinson vs. San Jose State, 2000 (32)
- 155 Raymond Rhodes vs. Texas Tech, 1970 (22)
- 155 Bobby Jack Floyd vs. Rice, 1950 (16)
- 59. 154 Max Duggan vs. Texas Tech, 2020 (19)
- 154 Darius Anderson vs. Ohio State, 2018 (12)
- 154 Tony Darthard vs. Texas A&M, 1987 (26)
- 154 Kenneth Davis vs. Texas A&M, 1983 (18)
- 154 Norm Bulaich vs. Iowa, 1968 (20)
- 64. 153 Kendre Miller vs. KState, 2022 (29)
- 65. 152 Kenneth Davis vs. Tulane, 1985 (24)
- 152 Ronald Clinkscale vs. SMU, 1952 (25)
- 67. 151 Corey Connally vs. Army, 2001 (31)
- 151 Basil Mitchell vs. UNLV, 1996 (21)
- 69. 150 Andre Davis vs. Houston, 1994 (26)
- 150 Emari Demercado vs. Michigan, 2022 (17)
- 71. 149 Robert Merrill vs. Southern Miss, 2004 (24)
- 149 Blanford Spearman vs. Arkansas, 1932 (12)
- 73. 148 Robert Merrill vs. Arizona, 2003 (31)
- 74. 147 Anthony Guley vs. North Texas, 1985 (22)
- 147 Jim Swink vs. Texas, 1954 (11)
- 76. 146 Stephan Howland vs. Rice, 1985 (17)
- 146 Ed Wesley vs. San Diego State, 2011 (24)
- 78. 145 Kenneth Davis vs. Utah State, 1984 (13)
- 79. 144 Andre Davis vs. Rice, 1995 (34)
- 144 Jim Swink vs. Texas A&M, 1954 (13)
- 81. 143 Zach Evans vs. Texas Tech, 2021 (17)
- 143 Robert Merrill vs. Tulane, 2004 (34)
- 83. 142 Lonta Hobbs vs. Northwestern, 2004 (23)
- 142 Tony Jeffery vs. North Texas, 1987 (22)
- 142 Tony Jeffery vs. North Texas, 1986 (24)
- 142 Kendre Miller vs. SMU, 2022 (17)
- 87. 141 Andre Davis vs. Texas, 1995 (35)
- 141 Kenneth Davis vs. Texas A&M, 1984 (21)
- 89. 140 L. Tomlinson vs. Arkansas State, 2000 (23)
- 140 Mike Luttrell vs. Indiana, 1972 (19)
- 91. 139 Jim Swink vs. Alabama, 1955 (18)
- 139 John Morton vs. Rice, 1949 (26)
- 93. 138 Andre Davis vs. Texas A&M, 1993 (22)
- 138 Kendre Miller vs. Texas, 2022 (21)
- 95. 137 Ed Wesley vs. Utah, 2009 (12)
- 137 Robert Merrill vs. Houston, 2004 (30)
- 137 Ricky Madison vs. Louisville, 2002 (23)
- 137 Mike Luttrell vs. Rice, 1973 (40)
- 137 Mike Luttrell vs. Texas A&M, 1972 (19)
- 137 Jim Swink vs. Kansas, 1955 (8)
- 101. 136 Kendre Miller vs. Louisiana Tech (5)
- 136 Waymon James vs. Portland State, 2016 (10)
- 136 Kendre Miller vs. OU, 2022 (13)
- 136 Curtis Modkins vs. New Mexico, 1992 (16)
- 136 Steve Judy vs. Texas A&M, 1970 (21)
- 106. 135 Andre Davis vs. Baylor, 1994 (24)
- 135 David Rascoe vs. Kansas State, 1986 (20)
- 135 Ray McKown vs. Texas A&M, 1952 (14)
- 109. 134 Ed Wesley vs. Oregon State, 2010 (17)
- 134 Matthew Tucker vs. Wyoming, 2009 (11)
- 134 Marty Whelan vs. Texas A&M, 1969 (17)
- 134 Jim Swink vs. Texas Tech, 1955 (19)

- 113. 133 LaDainian Tomlinson vs. Rice, 1999 (19)
- 133 Mike Luttrell vs. Baylor, 1973 (25)
- 115. 132 Robert Merrill vs. Southern Miss, 2003 (16)
- 132 Marty Whelan vs. Rice, 1969 (20)
- 117. 131 Matthew Tucker vs. San Diego State, 2010 (22)
- 131 Tony Darthard vs. Boston College, 1988 (22)
- 131 Marcus Jackson vs. San Diego State, 2008 (27)
- 131 Tony Darthard vs. Bowling Green, 1988 (16)
- 131 Kenneth Davis vs. Houston, 1984 (22)
- 131 Jim Swink vs. SMU, 1955 (18)
- 131 Gil Bartosh vs. Oklahoma State, 1950 (20)
- 124. 130 Zach Evans vs. Louisiana Tech (7)
- 130 Jack Spikes vs. Kansas, 1959 (23)
- 130 Kenneth Davis vs. Baylor, 1982 (18)
- 130 Norm Bulaich vs. Rice, 1969 (21)
- 128. 129 Joseph Turner vs. Texas State, 2009 (13)
- 129 Aaron Brown vs. New Mexico, 2005 (14)
- 130. 128 Aaron Green at Kansas, 2014 (19)
- 131. 127 Basil Mitchell vs. Wyoming, 1998 (18)
- 132. 126 Aaron Green at Oklahoma, 2015 (23)
- 126 Bobby Davis vs. Houston, 1985 (19)
- 126 Jimmy Allen vs. Rice, 1977 (19)
- 135. 125 LaDainian Tomlinson vs. SMU, 1999 (32)
- 125 Basil Mitchell vs. Vanderbilt, 1998 (24)
- 125 Kenneth Davis vs. Rice, 1984 (18)
- 125 Bobby Davis vs. UTA, 1971 (28)
- 125 Tommy Crutcher vs. SMU, 1962 (18)
- 140. 124 Trevone Boykin vs. Kansas, 2015 (11)
- 124 Aaron Brown vs. Colorado State, 2007 (22)
- 124 Lonta Hobbs vs. Tulane, 2002 (23)
- 124 LaDainian Tomlinson vs. East Carolina, 1999 (36)
- 124 Andre Davis vs. Houston, 1993 (22)
- 124 Ken Wineburg vs. Alabama, 1956 (18)
- 124 Jim Swink vs. Miami, 1955 (14)
- 147. 123 Trevone Boykin vs. Kansas State, 2014 (17)
- 123 Lonta Hobbs vs. Texas Tech, 2004 (19)
- 123 Lonta Hobbs vs. Southern Miss, 2002 (15)
- 150. 122 Scott Ankrum vs. Tulane, 1985 (21)
- 122 Mike Luttrell vs. Tulsa, 1972 (18)
- 122 Jim Swink vs. Texas, 1956 (18)
- 122 Ken Wineburg vs. Texas Tech, 1956 (23)
- 154. 121 Jalen Reagor vs. Oklahoma State, 2018 (5)
- 121 Aaron Green at Kansas State, 2015 (11)
- 121 LaDainian Tomlinson vs. Navy, 2000 (33)
- 121 Curtis Modkins vs. Arkansas, 1990 (23)
- 121 Tommy Crutcher vs. Texas Tech, 1963 (20)
- 121 Cy Leland vs. Hardin-Simmons, 1929 (21)
- 160. 120 Ed Wesley vs. Wyoming, 2011 (19)
- 120 Tommy Palmer vs. Southern Miss, 1989 (21)
- 120 Marcus Gilbert vs. Texas A&M, 1982 (17)
- 120 Kendre Miller vs. West Virginia, 2022 (12)
- 164. 119 Robert Merrill vs. Vanderbilt, 2003 (29)
- 119 LaDainian Tomlinson vs. Tulsa, 2000 (27)
- 119 Andre Davis vs. Texas A&M, 1994 (33)
- 167. 118 LaDainian Tomlinson vs. Southern Miss, 2000 (28)
- 118 Emery Nix vs. UCLA, 1942 (14)
- 169. 117 Darwin Barlow at Baylor, 2020 (16)
- 117 Kyle Hicks vs. Iowa State, 2016 (12)
- 117 Lonta Hobbs vs. Boise State, 2003 (23)
- 117 Connie Sparks vs. Arkansas, 1938 (22)
- 173. 116 Ricky Madison vs. Army, 2002 (19)
- 116 Curtis Modkins vs. SMU, 1989 (18)
- 116 Marcus Gilbert vs. Auburn, 1981 (16)
- 116 Raymond Rhodes vs. Texas, 1970 (16)
- 116 Max Duggan vs. OU, 2022 (5)
- 178. 115 Max Duggan at Kansas State, 2019 (13)
- 115 Darius Anderson vs. Kansas, 2019 (18)
- 115 Ed Wesley vs. Wyoming, 2010 (17)
- 115 Marcus Jackson at SMU, 2008 (7)
- 115 Joseph Turner vs. New Mexico, 2007 (115)
- 115 Ricky Madison vs. Tulane, 2003 (23)
- 115 Tony Darthard vs. Houston, 1988 (24)
- 115 Kent Marshall vs. Indiana, 1972 (24)
- 115 Bobby Jack Floyd vs. Kentucky, 1952 (14)
- 115 James Lucas vs. Rice, 1943 (18)
- 188. 114 B.J. Catalan at SMU, 2014 (19)
- 189. 113 Zach Evans vs. Texas, 2021 (15)
- 113 Zach Evans vs. SMU, 2021 (15)
- 113 LaDainian Tomlinson vs. Fresno State, 1998 (20)
- 113 Larry Harris vs. Baylor, 1971 (17)

INDIVIDUAL RUSHING RECORDS (ALL-TIME)

113	Shawn Robinson vs. Texas Tech, 2017 (10)	101	Tony Darthard vs. Baylor, 1987 (14)	100	Basil Mitchell vs. SMU, 1996 (26)
194.	112 Kendre Miller vs. Kansas, 2021 (12)	101	Marty Whelan vs. Texas Tech, 1969 (18)	100	Curtis Modkins vs. Texas Tech, 1989 (23)
	112 Basil Mitchell vs. Rice, 1997 (20)	101	Beecher Montgomery vs. Kansas, 1942 (17)	100	Tony Jeffery vs. Houston, 1985 (23)
	112 Scott Ankrom vs. Baylor, 1988 (17)	101	Howard Grubbs vs. Texas A&M, 1929 (16)	100	Billy Sadler vs. Texas Tech, 1972 (19)
	112 Tony Jeffery vs. Kansas State, 1984 (17)	279.	101 Zach Evans at Kansas, 2020 (12)	100	Red Oliver vs. Texas, 1932 (23)
	112 Jim Swink vs. Texas Tech, 1956 (19)		100 Robert Merrill vs. Army, 2003 (15)	100	Darius Anderson vs. Texas, 2017 (18)
199.	111 Ricky Madison vs. Colorado State, 2002 (19)		100 Basil Mitchell vs. Rice, 1998 (18)		100 Howard Grubbs vs. Texas Tech, 1929 (21)
	111 John Williams vs. UNLV, 1996 (11)				
	111 Jimmy Allen vs. Rice, 1979 (23)				
	111 Cy Leland vs. Texas Tech, 1929 (19)				
203.	110 Brandon Hassell vs. Boise State, 2003 (19)				
	110 Curtis Modkins vs. Houston, 1992 (20)				
	110 Tony Jeffery vs. SMU, 1986 (17)				
	110 Bobby Davis vs. Kansas State, 1986 (7)				
	110 Marcus Gilbert vs. Rice, 1982 (25)				
	110 Craig Richardson vs. Arkansas, 1979 (20)				
	110 Larry Bulaich vs. Baylor, 1964 (25)				
	110 Jack Spikes vs. Arkansas, 1958 (23)				
	110 Max Duggan vs. K State, 2022 (15)				
212.	109 Darius Anderson vs. Arkansas, 2017 (15)				
	109 Lonta Hobbs vs. Northern Illinois, 2006 (18)				
	109 Robert Merrill vs. Iowa State, 2005 (11)				
	109 Jim Shofner vs. Alabama, 1957 (18)				
	109 Davey O'Brien vs. Rice, 1938 (11)				
	109 Hal McClure vs. SMU, 1936 (17)				
	109 Cy Leland vs. Texas A&M, 1929 (22)				
219.	108 Waymon James vs. Colorado State, 2011 (15)				
	108 Tommy Palmer vs. Texas, 1989 (19)				
	108 Jack Spikes vs. Air Force, 1959 (17)				
	108 Henry Crowsey vs. Rice, 1954 (12)				
223.	107 Andre Davis vs. Texas Tech, 1994 (23)				
	107 Cedric Jackson vs. Missouri, 1989 (20)				
	107 Scott Ankrom vs. Boston College, 1987 (15)				
	107 Tony Jeffery vs. Texas A&M, 1985 (21)				
	107 Ronnie Littleton vs. Rice, 1973 (21)				
	107 Larry Harris vs. UTA, 1970 (15)				
	107 Buddy Dike vs. Rice, 1956 (20)				
	107 Jim Swink vs. Mississippi, 1956 (19)				
	107 James Lucas vs. Arkansas, 1943 (18)				
232.	106 Sewo Olonilua at Purdue, 2019 (18)				
	106 Aaron Brown at Utah, 2008 (15)				
	106 Lonta Hobbs vs. Army, 2004 (18)				
	106 Lonta Hobbs vs. Louisville, 2002 (22)				
	106 Curtis Modkins vs. W. Michigan, 1992 (22)				
	106 Scott Ankrom vs. Bowling Green, 1988 (15)				
	106 Kenneth Davis vs. Kansas, 1983 (23)				
	106 Marcus Gilbert vs. Baylor, 1982 (17)				
	106 Jim Shofner vs. Kansas, 1957 (17)				
241.	105 B.J. Catalan at West Virginia, 2014 (20)				
	105 Trevorris Johnson vs. Texas Tech, 2014 (10)				
	105 Aaron Green vs. Texas Tech, 2014 (6)				
	105 Aaron Brown vs. UNLV, 2005 (18)				
	105 John Williams vs. Kansas, 1996 (15)				
	105 Tony Darthard vs. Texas A&M, 1988 (29)				
	105 David Rascoe vs. BYU, 1987 (23)				
	105 Buddy Dike vs. Alabama, 1956 (24)				
	105 James Lucas vs. Okla. State, 1943 (20)				
	105 Buster Brannon vs. Austin Coll., 1932 (22)				
251.	104 Max Duggan vs. Oklahoma State, 2020 (19)				
	104 Kyle Hicks at Kansas, 2016 (18)				
	104 Aaron Green vs. Iowa State, 2014 (13)				
	104 Basil Mitchell vs. UNLV, 1997 (20)				
	104 Mike Luttrell vs. Rice, 1972 (24)				
	104 Kendre Miller vs. OSU, 2022 (22)				
257.	103 Kyle Hicks vs. West Virginia, 2016 (15)				
	103 Darius Anderson vs. Texas, 2016 (3)				
	103 Andre Davis vs. Baylor, 1993 (24)				
	103 Pete Stout vs. Miami, 1947 (27)				
	103 Howard Grubbs vs. SMU, 1929 (13)				
262.	102 Kendre Miller at Kansas State, 2021 (14)				
	102 B.J. Catalan vs. Oklahoma State, 2014 (10)				
	102 Waymon James vs. SDSU, 2010 (23)				
	102 Aaron Brown vs. Boise State, 2008 (14)				
	102 Lonta Hobbs vs. Houston, 2003 (22)				
	102 Basil Mitchell vs. Colorado State, 1998 (14)				
	102 Scott Bednarski vs. Boston Coll., 1988 (13)				
	102 Roscoe Tatum vs. Houston, 1986 (16)				
	102 Kenneth Davis vs. Texas, 1984 (16)				
	102 Marvin Lasater vs. Pittsburgh, 1959 (23)				
272.	101 Darius Anderson vs. Iowa State, 2017 (12)				
	101 Aaron Green vs. Oregon, 2015 (25)				
	101 Trevone Boykin at Texas Tech, 2013 (20)				

YEARLY RUSHING LEADERS (YARDS)

Year	Player	Yards	Att	Avg	TD
1973	Mike Luttrell	865	208	4.2	5
1972	Mike Luttrell	906	178	5.1	9
1971	Bobby Davis	701	130	5.4	1
1970	Raymond Rhodes	786	176	4.5	2
1969	Marty Whelan	657	153	4.3	2
1968	Ross Montgomery	645	170	3.8	7
Year	Player	Yards	Att	Avg	TD
1967	Ross Montgomery	700	198	3.5	3
1966	Ross Montgomery	467	109	4.5	1
1965	Kenny Post	555	150	3.7	3
1964	Jim Fauver	789	154	5.1	6
1963	Tommy Crutcher	473	108	4.4	4
1962	Tommy Crutcher	533	106	5.0	2
1961	Tommy Crutcher	577	148	3.9	4
1960	R. E. Dodson	276	70	3.9	1
1959	Jack Spikes	660	140	4.7	4
1958	Jack Spikes	580	124	4.7	2
1957	Jim Shofner	682	131	5.2	6
1956	Jim Swink	665	157	4.2	5
1955	Jim Swink	1,283	157	8.2	18
1954	Jim Swink	670	99	6.8	6
1953	Sam Morrow	220	55	4.0	3
1952	Mal Fowler	376	116	3.2	1
1951	Bobby Jack Floyd	444	134	3.3	8
1950	Gilbert Bartosh	710	171	4.1	3
1949	John Morton	607	158	3.8	6
1948	Lindy Berry	783	190	4.1	4
1947	Pete Stout	452	135	3.4	7
1946	Lindy Berry	379	112	3.4	4
1945	Jesse Mason	302	70	4.3	3
1944	Jesse Mason	279	64	4.4	4
1943	Jim Lucas	398	118	3.4	1
1942	Emery Nix	407	129	3.2	4
1941	Frank Medanich	245	78	3.1	1
1940	Frank Kring	253	65	3.9	2
1939	Kyle Gillespie	233	53	4.4	3
1938	Davey O'Brien	462	127	3.6	4
1937	Davey O'Brien	442	166	3.2	6
1936	Glenn Roberts	288	83	3.5	3
1935	Jimmy Lawrence	432	75	4.0	7
1934	Taldon Manton	343	105	3.3	2
1933	Jimmy Lawrence	431	107	4.0	2
1932	Blanard Spearman	442	68	6.4	4
1931	Blanard Spearman	377	93	4.1	4
1930	Cy Leland	583	119	4.9	9
1929	Cy Leland	680	95	7.2	11
1928	Howard Grubbs	376	70	5.4	4
1927	Jimmy Allen	445	125	3.5	2
1926	Tony Accomando	283	88	3.2	4
1925	Ronnie Littleton	232	88	2.6	1
1924	Mike Luttrell	541	161	3.4	2

[^]Led nation

INDIVIDUAL PASSING RECORDS (ALL-TIME)

PASSING YARDS—CAREER

1. TREVONE BOYKIN (2012-15)

Year	Att.	Comp.	Pct.	Yds.	TDs
2012	292	167	57.2	2,054	15
2013	176	105	59.7	1,198	7
2014	492	301	61.2	3,901	33
2015	396	257	64.9	3,575	31
Total	1,356	830	61.2	10,728	86

2. ANDY DALTON (2007-10)

Year	Att.	Comp.	Pct.	Yds.	TDs
2007	371	222	59.8	2,459	10
2008	307	182	59.3	2,242	11
2009	323	199	61.6	2,756	23
2010	316	209	66.1	2,857	27
Total	1,317	812	61.7	10,314	71

3. MAX DUGGAN (2019-2022)

Year	Att.	Comp.	Pct.	Yds.	TDs
2019	339	181	53.4	2,077	15
2020	240	146	60.8	1,795	10
2021	227	145	63.9	2,048	16
2022	419	267	63.7	3,698	32
Total	1,225	739	60.3	9,618	73

4. MAX KNAKE (1992-95)

Year	Att.	Comp.	Pct.	Yds.	TDs
1992	73	32	43.8	379	3
1993	357	207	58.0	2,130	12
1994	316	184	58.2	2,624	24
1995	369	199	53.9	2,237	10
Total	1,115	622	55.8	7,370	49

5. KENNY HILL (2016-17)

Year	Att.	Comp.	Pct.	Yds.	TDs
2016	440	269	61.1	3,208	17
2017	400	269	67.3	3,152	23
Total	840	538	64.0	6,360	40

- 6. 5,415 Casey Pachal, 2010-13 (431-685)
- 7. 5,123 Steve Stamp, 1978-81 (350-674)
- 8. 4,621 Casey Printers, 1999-01 (324-578)
- 9. 4,204 Jeff Ballard, 2003-06 (330-540)
- 10. 3,963 Leon Clay, 1989-92 (326-656)
- 11. 3,886 Steve Judy, 1969-71 (317-679)
- 12. 3,763 Brandon Hassell, 2003-04 (259-457)
- 13. 3,696 David Rascoe, 1985-88 (306-655)
- 14. 3,384 Sam Baugh, 1934-36 (270-587)
- 15. 3,256 Steve Bayuk, 1975-78 (284-593)

PASSING YARDS—GAME

- 1. 690 Matt Vogler vs. Houston, 1990 (44-79)
- 2. 485 Trevone Boykin at Texas Tech, 2015 (34-54)
- 3. 473 Casey Pachal vs. Boise State, 2011 (24-37)
- 4. 461 Chandler Morris vs. Baylor, 2021 (29-41)
- 5. 460 Trevone Boykin vs. Iowa State, 2014 (30-41)
- 6. 454 Trevone Boykin vs. SMU, 2015 (21-30)
- 7. 452 Kenny Hill at SMU, 2016 (31-45)
- 8. 449 Kenny Hill vs. Oklahoma, 2016 (26-44)
- 9. 445 Trevone Boykin at Oklahoma State, 2015 (35-57)
- 10. 439 Kenny Hill vs. South Dakota State, 2016 (33-49)
- 11. 436 Trevone Boykin at Iowa State, 2015 (27-32)
- 12. 433 Trevone Boykin vs. Texas Tech, 2014 (22-39)
- 13. 419 Matt Vogler vs. Texas Tech, 1990 (36-72)
- 14. 410 Trevone Boykin vs. Oklahoma State, 2014 (26-39)
- 15. 408 Steve Stamp vs. Baylor, 1981 (24-43)

*all 400-yard passing games listed

PASSING YARDS—SEASON

- 1. 3,901 Trevone Boykin, 2014 (301-492)
- 2. 3,698 Max Duggan, 2022 (267-419)
- 3. 3,575 Trevone Boykin, 2015 (257-396)
- 4. 3,208 Kenny Hill, 2016 (269-440)
- 5. 3,152 Kenny Hill, 2017 (269-400)
- 6. 2,921 Casey Pachal, 2011 (228-343)
- 7. 2,857 Andy Dalton, 2010 (209-316)
- 8. 2,756 Andy Dalton, 2009 (199-323)
- 9. 2,624 Max Knake, 1994 (184-316)

- 10. 2,459 Andy Dalton, 2007 (222-371)

ATTEMPTS—GAME (COMPLETIONS/YARDS)

- 1. 79 Matt Vogler vs. Houston, 1990 (44/690)
- 2. 72 Matt Vogler vs. Texas Tech, 1990 (36/419)
- 3. 59 Max Knake vs. Okla. St., 1993 (29/296)
- 4. 58 Casey Pachal vs. West Virginia, 2013 (40/394)
- 5. 57 Trevone Boykin at Oklahoma State, 2015 (35/445)
- 57 Max Knake vs. Kansas, 1995 (32/391)
- 7. 56 Kenny Hill vs. Arkansas, 2016 (36/377)
- 8. 54 Trevone Boykin at Texas Tech, 2015 (34/485)
- 9. 53 Steve Stamp vs. Baylor, 1980 (28/408)
- 10. 51 Matt Vogler vs. Texas, 1990 (20/208)

ATTEMPTS—SEASON (COMPLETIONS/YARDS)

- 1. 492 Trevone Boykin, 2014 (301/3,901)
- 2. 440 Kenny Hill, 2016 (269/3,208)
- 3. 419 Max Duggan, 2022 (267/3,698)
- 4. 400 Kenny Hill, 2017 (269/3,152)
- 5. 396 Trevone Boykin, 2015 (257/3,575)
- 6. 371 Andy Dalton, 2007 (222/2,459)
- 7. 369 Max Knake, 1995 (199/2,237)
- 8. 357 Max Knake, 1993 (207/2,130)
- 9. 343 Casey Pachal, 2011 (228/2,921)
- 10. 339 Max Duggan, 2019 (181/2,077)

ATTEMPTS—CAREER (COMPLETIONS/YARDS)

- 1. 1,356 Trevone Boykin, 2012-15 (830/10,728)
- 2. 1,317 Andy Dalton, 2007-10 (812/10,314)
- 3. 1,225 Max Duggan, 2019-22 (739/9,618)
- 4. 1,115 Max Knake, 1992-95 (423/7,370)
- 5. 840 Kenny Hill, 2016-17 (538/6,360)
- 6. 685 Casey Pachal, 2010-13 (431/6,850)
- 7. 674 Steve Stamp, 1978-81 (350/5,123)
- 8. 669 Steve Judy, 1969-71 (317/3,886)
- 9. 655 David Rascoe, 1985-88 (306/3,696)
- 10. 626 Leon Clay, 1989-92 (326/3,963)

COMPLETIONS—GAME (ATTEMPTS/YARDS)

- 1. 44 Matt Vogler vs. Houston, 1990 (79/690)
- 2. 40 Casey Pachal vs. West Virginia, 2013 (40/394)
- 3. 36 Kenny Hill vs. Arkansas, 2016 (56/377)
- 36 Matt Vogler vs. Texas Tech, 1990 (72/419)
- 5. 35 Trevone Boykin at Oklahoma State, 2015 (57/445)
- 6. 34 Trevone Boykin at Texas Tech, 2015 (45/485)
- 7. 33 Kenny Hill vs. South Dakota State, 2016 (49/439)
- 33 Trevone Boykin vs. West Virginia, 2015 (48/389)
- 33 Max Knake vs. SMU, 1993 (49/288)
- 10. 32 Max Knake vs. Kansas, 1995 (57/391)

COMPLETIONS—SEASON (ATTEMPTS/YARDS)

- 1. 301 Trevone Boykin, 2014 (492/3,901)
- 2. 269 Kenny Hill, 2017 (400/3,152)
- 269 Kenny Hill, 2016 (440/3,208)
- 4. 267 Max Duggan, 2022 (419/3,698)
- 5. 257 Trevone Boykin, 2015 (396/3,575)
- 6. 228 Casey Pachal, 2011 (228/2,921)
- 7. 222 Andy Dalton, 2007 (371/2,459)
- 8. 209 Andy Dalton, 2010 (316/2,857)
- 9. 207 Max Knake, 1993 (357/2,130)
- 10. 199 Andy Dalton, 2009 (323/2,756)

COMPLETIONS—CAREER (ATTEMPTS/YARDS)

- 1. 830 Trevone Boykin, 2012-15 (1,356/10,728)
- 2. 812 Andy Dalton, 2007-10 (1,317/10,314)
- 3. 739 Max Duggan, 2019-22 (1,225/9,618)
- 4. 622 Max Knake, 1992-95 (1,115/7,370)
- 5. 538 Kenny Hill, 2016-17 (840/6,360)
- 6. 431 Casey Pachal, 2010-13 (685/5,415)
- 7. 350 Steve Stamp, 1978-81 (674/5,123)
- 8. 330 Jeff Ballard, 2003-06 (540/4,204)
- 9. 326 Leon Clay, 1989-92 (626/3,963)
- 10. 324 Casey Printers, 1999-01 (578/4,621)

COMPLETION PCT.—GAME (MIN. 15 ATT.)

- 1. 91.3 Andy Dalton vs. Baylor, 2010 (21-23)
- 2. 87.0 Jeff Ballard vs. SDSU, 2006 (20-23)
- 3. 86.7 Max Knake vs. Rice, 1994 (13-15)
- 4. 84.4 Trevone Boykin at Iowa State, 2015 (27-32)
- 5. 82.4 Andy Dalton vs. Wyoming, 2010 (14-17)

- 82.4 Casey Printers vs. Navy, 2000 (14-17)
- 7. 80.8 Andy Dalton vs. Utah 2010 (21-26)
- 80.8 Jeff Ballard vs. Air Force, 2006 (21-26)
- 9. 80.0 Kenny Hill vs. SMU, 2017 (24-30)
- 80.0 Casey Pachal vs. Kansas, 2012 (24-30)
- 80.0 Casey Pachal vs. Air Force, 2011 (20-25)
- 80.0 Tye Gunn vs. Army, 2002 (12-15)

COMPLETION PERCENTAGE—SEASON

- 1. 67.3 Kenny Hill, 2017 (269-400)
- 2. 66.5 Casey Pachal, 2011 (228-343)
- 3. 66.1 Andy Dalton, 2010 (209-316)
- 4. 64.9 Trevone Boykin, 2015 (257-396)
- 5. 63.9 Max Duggan, 2021 (145-227)
- 6. 63.7 Max Duggan, 2022 (267-419)
- 7. 61.9 Jeff Ballard, 2006 (190-307)
- 8. 61.6 Andy Dalton, 2009 (199-323)
- 9. 61.2 Trevone Boykin, 2014 (301-492)
- 10. 61.1 Kenny Hill, 2016 (269-440)

COMPLETION PERCENTAGE—CAREER

- 1. 64.0 Kenny Hill, 2016-17 (538-840)
- 2. 62.9 Casey Pachal, 2010-13 (431-685)
- 3. 61.7 Andy Dalton, 2007-2010 (812-1,317)
- 4. 61.2 Trevone Boykin, 2012-15 (830-1,356)
- 5. 61.1 Jeff Ballard, 2003-06 (330-540)
- 6. 60.3 Max Duggan, 2019-22 (739-1,225)
- 7. 59.3 Shawn Robinson, 2017-18 (137-231)
- 8. 57.9 Sean Stille, 1999-02 (168-290)
- 9. 56.7 Brandon Hassell, 2003-04 (259-457)
- 10. 56.6 Mike Collins, 2018-19 (82-145)

LOWEST INTERCEPTION PERCENTAGE—SEASON

- 1. 1.4 Brandon Hassell, 2004 (3-217)
- 2. 1.6 Max Duggan, 2020 (4-240)
- 1.6 Andy Dalton, 2008 (5-307)
- 1.6 Jeff Ballard, 2006 (5-307)
- 5. 1.9 Andy Dalton, 2010 (6-316)
- 1.9 Max Duggan, 2022 (8-419)
- 7. 2.0 Kenny Hill, 2017 (8-400)
- 2.0 Trevone Boykin, 2014 (10-492)

Casey Pachal, 2011 (7-343)

- 10. 2.2 Max Knake, 1994 (7-316)

LOWEST INTERCEPTION PERCENTAGE—CAREER

- 1. 2.22 Jeff Ballard, 2003-06 (12-540)
- 2. 2.27 Andy Dalton, 2007-2010 (30-1,317)
- 3. 2.29 Max Duggan, 2019-22 (28-1,225)
- 4. 2.40 Brandon Hassell, 2003-04 (11-457)
- 5. 2.50 Kenny Hill, 2016-17 (21-840)
- 6. 2.60 Tye Gunn, 2002-05 (12-460)
- 7. 2.62 Casey Pachal, 2010-13 (18-685)
- 8. 2.72 Trevone Boykin, 2012-15 (37-1,356)
- 9. 3.21 Max Knake, 1992-95 (24-746)

TOUCHDOWN PASSES—GAME

- 1. 7 Trevone Boykin vs. Texas Tech, 2014
- 2. 5 Max Duggan vs. Tarleton, 2022
- 5 Kenny Hill vs. Kansas, 2017
- 5 Kenny Hill vs. Oklahoma, 2016
- 5 Trevone Boykin vs. Texas, 2015
- 5 Trevone Boykin vs. SMU, 2015
- 5 Casey Pachal vs. Boise State, 2011
- 5 Jeff Ballard vs. San Diego State, 2006
- 5 Matt Vogler vs. Houston, 1990
- 5 Steve Stamp vs. UTA, 1981

TOUCHDOWN PASSES—SEASON

- 1. 33 Trevone Boykin, 2014

INDIVIDUAL PASSING RECORDS (ALL-TIME)

2. _____ 32 _____ Max Duggan, 2022
3. _____ 31 _____ Trevone Boykin, 2015
4. _____ 27 _____ Andy Dalton, 2010
5. _____ 25 _____ Casey Pachall, 2011
6. _____ 24 _____ Max Knake, 1994
7. _____ 23 _____ Kenny Hill, 2017
- _____ 23 _____ Andy Dalton, 2009
9. _____ 19 _____ Davey O'Brien, 1938
10. _____ 18 _____ Sam Baugh, 1935

TOUCHDOWN PASSES—CAREER

1. _____ 86 _____ Trevone Boykin, 2012-15
2. _____ 73 _____ Max Duggan, 2019-22
3. _____ 71 _____ Andy Dalton, 2007-10
4. _____ 49 _____ Max Knake, 1992-95
5. _____ 42 _____ Casey Pachall, 2010-13
6. _____ 40 _____ Kenny Hill, 2016-17
- _____ 40 _____ Sam Baugh, 1934-36
8. _____ 37 _____ Casey Printers, 1999-01
9. _____ 34 _____ Steve Stamp, 1978-81
10. _____ 33 _____ Leon Clay, 1989-92

PASSES INTERCEPTED—GAME

1. _____ 7 _____ Ricky Bridges vs. Texas A&M, 1966
2. _____ 6 _____ Steve Judy vs. Rice, 1970
- _____ 6 _____ Lindy Berry vs. Baylor, 1949
- _____ 6 _____ Sam Baugh vs. Texas A&M, 1936

PASSES INTERCEPTED—SEASON

1. _____ 23 _____ Lindy Berry, 1949
2. _____ 20 _____ Sam Baugh, 1936
3. _____ 19 _____ Jimmy Dan Elzner, 1976
- _____ 19 _____ Steve Bayuk, 1978

PASSES INTERCEPTED—CAREER

1. _____ 54 _____ Sam Baugh, 1934-36
2. _____ 45 _____ Steve Stamp, 1978-81

CONSECUTIVE COMPLETIONS—SINGLE GAME

1. _____ 14 _____ Jeff Ballard vs. SDSU, 2006
2. _____ 12 _____ Kenny Hill vs. Texas, 2017
3. _____ 11 _____ Casey Pachall vs. Air Force, 2011
- _____ 11 _____ Andy Dalton vs. Baylor, 2010
5. _____ 10 _____ Tim Schade vs. Okla. St., 1991
6. _____ 9 _____ Shawn Robinson vs. Iowa State, 2018
- _____ 9 _____ Casey Pachall vs. Grambling State, 2012

CONSECUTIVE COMPLETIONS

1. _____ 16 _____ Casey Pachall, 2012
2. _____ 14 _____ Jeff Ballard, 2006
3. _____ 13 _____ Max Knake, 1993

CONSECUTIVE PASSES WITHOUT INTERCEPTION

1. _____ 154 _____ Jeff Ballard, 2006
2. _____ 143 _____ Max Duggan, 2019

PASSES ATTEMPTED WITHOUT INT.—GAME

1. _____ 57 _____ Max Knake vs. Kansas, 1995

YEARLY PASSING LEADERS (YARDS)

Year	Player	Yards	Att.	Com.	Pct.	TD
2022	Max Duggan	3,698	419	267	63.7	32
2021	Max Duggan	2,048	227	145	63.9	16
2020	Max Duggan	1,795	240	146	60.8	10
2019	Max Duggan	2,077	339	181	53.4	15
2018	Shawn Robinson	1,334	124	204	60.8	9
2017	Kenny Hill	3,152	400	269	67.3	23
2016	Kenny Hill	3,208	440	269	61.1	17
2015	Trevone Boykin	3,575	257	396	64.9	31
2014	Trevone Boykin	3,901	301	492	61.2	33
2013	Casey Pachall	1,468	236	133	56.4	6
2012	Trevone Boykin	2,054	167	292	57.2	15
2011	Casey Pachall	2,921	343	228	66.5	25
2010	Andy Dalton	2,857	316	209	66.1	27
2009	Andy Dalton	2,756	323	199	61.6	23
2008	Andy Dalton	2,242	307	182	59.3	11
2007	Andy Dalton	2,459	371	222	59.8	10
2006	Jeff Ballard	2,394	307	190	61.9	13
2005	Jeff Ballard	1,801	232	139	59.9	13
2004	Brandon Hassell	1,724	217	123	56.7	10
2003	Brandon Hassell	2,039	240	136	56.7	10
2002	Sean Stilley	1,371	204	114	55.9	6
2001	Casey Printers	1,824	252	136	54.0	13
2000	Casey Printers	1,584	176	102	58.0	16
1999	Casey Printers	1,213	150	86	57.3	8
1998	Patrick Batteaux	519	114	55	48.2	1
1997	Jeff Dover	1,063	199	97	48.7	5
1996	Jeff Dover	1,456	221	129	58.4	9
1995	Max Knake	2,237	369	199	53.9	10
1994	Max Knake	2,624	316	184	58.2	24
1993	Max Knake	2,130	357	207	58.0	12
1992	Leon Clay	1,526	287	143	49.8	8
1991	Tim Schade	1,253	168	101	60.1	5
1990	Matt Vogler	1,646	261	136	48.4	7
1989	Ron Jiles	1,763	286	145	50.9	9
1988	David Rascoe	660	137	58	42.3	3
1987	David Rascoe	1,110	173	88	50.9	9
1986	David Rascoe	985	180	89	49.4	6
1985	David Rascoe	941	165	71	43.0	5
1984	Anthony Gulley	1,022	131	71	54.2	6
1983	Anthony Sciaraffa	1,423	183	95	51.9	3
1982	Rueben Jones	1,036	136	65	47.8	2
1981	Steve Stamp	2,013	235	130	55.3	14
1980	Steve Stamp	1,830	247	127	51.4	14
1979	Steve Stamp	777	137	64	46.7	2
1978	Steve Bayuk	1,118	241	114	47.3	4
1977	Steve Bayuk	1,474	250	114	45.6	14
1976	Jimmy Elzner	1,354	233	100	42.9	5
1975	Lee Cook	1,307	226	105	46.5	5
1974	Lee Cook	1,191	237	106	44.7	5
1973	Kent Marshall	575	110	47	42.7	2
1972	Terry Drennan	310	47	26	55.3	3
1971	Steve Judy	882	139	60	43.2	6
1970	Steve Judy	1,327	247	113	45.7	10
1969	Steve Judy	1,677	283	144	50.9	12
1968	Ted Fay	978	144	70	48.6	3

Year	Player	Yards	Att.	Com.	Pct.	TD
1967	P.D. Shabay	689	99	50	50.5	4
1966	Rick Bridges	520	86	42	48.9	1
1965	Kent Nix	634	106	50	47.2	3
1964	Kent Nix	624	117	51	43.6	5
1963	Gray Mills	526	93	45	48.4	4
1962	Sonny Gibbs	1,013	169	89	52.7	7
1961	Sonny Gibbs	999	137	71	51.8	8
1960	Sonny Gibbs	473	111	47	42.3	3
1959	Donald George	315	62	24	38.7	1
1958	Hunter Enis	585	103	51	49.5	3
1957	Dick Finney	230	37	14	37.8	0
1956	Chuck Curtis	867	119	53	44.5	4
1954	Ron Clinkscale	341	57	21	36.8	2
1953	Ray McKown	564	91	36	39.6	2
1952	Ray McKown	895	146	74	50.7	5
1951	Ray McKown	860	120	61	50.8	6
1950	Gil Bartosh	1,023	150	77	51.3	8
1949	Lindy Berry	1,445	220	106	48.2	7
1948	Lindy Berry	706	134	61	45.5	2
1947	Lindy Berry	429	67	31	46.3	1
1946	Leon Joslin	149	23	8	34.8	0
1945	Leon Joslin	954	143	69	48.3	3
1944	Joe Kucera	316	47	29	61.7	1
1943	Jim Lucas	608	133	45	33.8	2
1942	Emery Nix	674	154	66	42.9	4
1941	Emery Nix	620	84	31	36.9	3
1940	Kyle Gillespie	319	77	29	37.7	1
1939	Glenn Cowart	683	106	52	49.1	2
1938	Davey O'Brien	1,457	166	93	56.0	19
1937	Davey O'Brien	947	237	96	40.5	5
1936	Sam Baugh	[^] 1,196	206	104	50.5	12
1935	Sam Baugh	[^] 1,241	210	97	46.2	18
1934	Sam Baugh	883	171	69	40.4	10
1933	John Kitchen	304	40	17	42.5	1
1932	Hubert Dennis	432	39	20	51.3	2
1931	Grassy Hinton	206	17	13	76.5	3
1930	Vance Woolwin	308	71	22	31.0	2
1929	Howard Grubbs	836	107	51	47.7	5
1928	Howard Grubbs	509	85	28	32.9	1

[^]-Led Nation

INDIVIDUAL OFFENSE RECORDS (ALL-TIME)

TOTAL OFFENSE YARDS—CAREER

1. TREVONE BOYKIN (2012-15)

Year	Gms	Rush	Pass	Total	Avg.
2012	12	417	2,054	2,471	205.9
2013	12	313	1,198	1,511	125.9
2014	13	707	3,901	4,608	354.5
2015	11	612	3,575	4,187	380.6
Total	48	2,049	10,728	12,777	266.2

2. ANDY DALTON (2007-10)

Year	Gms	Rush	Pass	Total	Avg.
2007	13	232	2,459	2,691	207.0
2008	11	432	2,242	2,674	243.1
2009	13	512	2,756	3,268	251.4
2010	13	435	2,857	3,292	253.2
Total	50	1,611	10,314	11,925	238.5

3. MAX DUGGAN (2019-PRESENT)

Year	Gms	Rush	Pass	Total	Avg.
2019	12	555	2,077	2,632	219.3
2020	10	526	1,795	2,321	232.1
2021	10	352	2,048	2,400	240.0
2022	15	423	3,698	4,121	274.7
Total	47	1,856	9,618	11,474	244.1

43. KENNY HILL (2016-17)

Year	Gms	Rush	Pass	Total	Avg.
2016	13	609	3,208	3,817	293.6
2017	13	325	3,152	3,477	167.5
Total	26	934	6,360	7,294	280.5

5. MAX KNAKE (1992-95)

Year	Gms	Rush	Pass	Total	Avg.
1992	7	-44	379	335	47.9
1993	11	6	2,130	2,136	194.2
1994	11	-84	2,624	2,540	230.9
1995	11	-98	2,237	2,139	194.5
Total	40	-220	7,370	7,150	178.8

6. 5,607 Casey Pachal, 2010-13 (192 R, 5,415 P)
7. 5,263 LaDainian Tomlinson, 1997-00 (5,236 R, 0 P)
8. 4,940 Jeff Ballard, 2003-06 (736 R, 4204 P)
9. 4,904 Casey Printers, 1999-01 (283 R, 4,621 P)
10. 4,797 Steve Stamp, 1978-81 (-326 R, 5,123 P)

TOTAL OFFENSE YARDS—SEASON

1. 4,608 Trevone Boykin, 2014 (707 R, 3,901 P)
2. 4,187 Trevone Boykin, 2015 (612 R, 3,575 P)
3. 4,121 Max Duggan, 2022 (423 R, 3,698 P)
4. 3,817 Kenny Hill, 2016 (609 R, 3,208 P)
5. 3,477 Kenny Hill, 2017 (325 R, 3,152 P)
6. 3,292 Andy Dalton, 2010 (435 R, 2,857 P)
7. 3,268 Andy Dalton, 2009 (512 R, 2,756 P)
8. 2,972 Casey Pachal, 2011 (51 R, 2,921 P)
9. 2,817 Jeff Ballard, 2006 (423 R, 2,394 P)
10. 2,691 Andy Dalton, 2007 (232 R, 2,459 P)

TOTAL OFFENSE YARDS—GAME

1. 696 Matt Vogler vs. Houston, 1990 (6 R, 690 P)
2. 531 Chandler Morris vs. Baylor (70 R, 431 P)
3. 527 Trevone Boykin at Texas Tech, 2015 (42 R, 485 P)
4. 518 Trevone Boykin at Oklahoma St., 2015 (73 R, 445 P)
5. 510 Trevone Boykin at Iowa State, 2015 (74 R, 436 P)
6. 504 Trevone Boykin vs SMU, 2015 (50 R, 454 P)
- 504 Trevone Boykin vs. Iowa State, 2014 (44 R, 460 P)
8. 484 Kenny Hill vs. South Dakota St., 2016 (45 R, 439 P)
9. 473 Trevone Boykin vs West Virginia, 2015 (84 R, 389 P)
10. 470 Kenny Hill vs. Arkansas, 2016 (93 R, 377 P)

ALL-PURPOSE YARDS—GAME

1. 426 LaDainian Tomlinson vs. UTEP, 1999 (406 R, 6 REC, 14 KR)
2. 347 Corey Rodgers vs. Louisville, 2004 (4 R, 114 REC, 191 KR, 38 PR)
- 347 Andre Davis vs. New Mexico, 1994 (325 R, 22 REC)
- 347 Tony Jeffery vs. Tulane, 1986 (343 R, 4 REC)

ALL-PURPOSE YARDS—SEASON

1. 2,198 LaDainian Tomlinson, 2000 (2,158 R, 40 REC)
- 2,016 Andre Davis, 1944 (1,494 R, 522 REC)
- 1,974 LaDainian Tomlinson, 1999 (1,805 R, 55 REC, 69 KR)

ALL-PURPOSE YARDS—CAREER

1. 6,337 LaDainian Tomlinson, 1997-00 (5,263 R, 236 REC, 838 KR)
- 4,864 Andre Davis, 1992-95 (3,182 R, 1,084 REC, 598 KR)
- 4,798 Corey Rodgers, 2003-05 (2,111 REC, 1,747 KR, 825 PR, 115 R)
- 4,792 KaVontae Turpin, 2015-18 (1,748 REC, 198 KR, 741 PR, 318 R)
- 4,488 Aaron Brown, 2005-08 (2,596 R, 857 REC, 1,015 KR, 20 PR)
- 4,467 Tony Jeffery, 1984-87 (3,749 R, 637 REC, 81 KR)
- 4,063 Lindy Berry, 1946-49 (1,745 R, 1,372 PR, 729 KR, 185 IR, 32 REC)

POINTS SCORED—GAME

1. 36 LaDainian Tomlinson vs. UTEP, 1999 (6 TD)
- 30 Kenny Hill at Baylor, 2016 (5 TD)
- 30 Tony Jeffery vs. Tulane, 1986 (5 TD)
- 26 Andre Davis vs. UNM, 1993 (4 TD, PAT run)
- 26 J. Swink vs. Texas, 1955 (4 TD, 2 PAT)
- 24 9 times, last: K. Turpin vs. Texas, 2015 (4 TD)

POINTS SCORED—SEASON

1. 142 Jaden Oberkrom, 2014 (22 FG, 76 PAT)
- 132 LaDainian Tomlinson, 2000 (22 TD)
- 125 Jim Swink, 1955 (20 TD, 5 PAT)
- 122 Jaden Oberkrom, 2015 (21 FG, 59 PAT)
- 122 Nick Browne, 2003 (28 FG, 38 PAT) [^]-Led Nation

POINTS SCORED—CAREER

1. 451 Jaden Oberkrom, 2012-15 (79 FG, 214 PAT)
- 407 Ross Evans, 2008-11 (56 FG, 239 PAT)
- 324 LaDainian Tomlinson, 1997-00 (54 TD)
- 299 Nick Browne, 2001-03 (65 FG, 104 PAT)
- 279 Griffin Kell, 2019-23 (46 FG, 141 PAT)
- 259 Michael Reeder, 1994-97 (57 FG, 88 PAT)
- 254 Chris Manfredini, 2005-07 (47 FG, 113 PAT)
- 246 Lonta Hobbs, 2002-06 (41 TD)
- 237 Chris Kaylakie, 1998-00 (41 FG, 114 PAT)

POINTS RESPONSIBLE FOR—GAME

1. 42 Trevone Boykin vs. Texas Tech, 2014 (7 P)
- 36 Kenny Hill vs. Kansas, 2017 (1 R, 5 P)
- 36 Trevone Boykin vs. SMU, 2015 (1 R, 5 P)
- 36 Trevone Boykin at SMU, 2014 (2 R, 4 P)
- 36 Jeff Ballard vs. SDSU, 2006 (1 R, 5 P)
- 36 Jeff Ballard vs. New Mexico, 2005 (4 R, 2 P)
- 36 LaDainian Tomlinson vs. UTEP, 1999 (6 R)
- 34 Casey Pachal vs. Boise State, 2011 (5 P, 2 2PAT)
- 34 Casey Pachal vs. Baylor, 2011 (1R, 4 P, 2 2PAT)
- 30 Shawn Robinson vs. Southern, 2018 (2 R, 3 P)
- 30 Kenny Hill at Baylor, 2016 (5 TD)
- 30 Trevone Boykin at Iowa State, 2015 (1R, 4 P)
- 30 Trevone Boykin vs. Texas, 2015 (5 P)
- 30 Trevone Boykin vs. Iowa State, 2014 (1 REC, 4 P)
- 30 Trevone Boykin vs. Baylor, 2012 (1R, 4P)
- 30 Andy Dalton vs. New Mexico, 2009 (1 R, 4 P)
- 30 Andy Dalton vs. Wyoming, 2008 (1 R, 4 P)

- 30 Casey Printers vs. SMU, 2000 (1R, 4 P)
- 30 Leon Clay vs. SMU, 1990 (2 R, 3 P)
- 30 Leon Clay vs. Arkansas, 1990 (1R, 4 P)
- 30 Matt Vogler vs. Houston, 1990 (5 P)
- 30 David Rascoe vs. Texas Tech, 1987 (1R, 4 P)
- 30 Tony Jeffery vs. Tulane, 1986 (5 R)
- 30 Steve Stamp vs. UT-Arlington, 1981 (5 P)
- 30 Kent Nix vs. Rice, 1965 (1R, 4 P)

POINTS RESPONSIBLE FOR—SEASON

1. 252 Trevone Boykin , 2014 (8 TD R, 33 TD P, 1 TD REC)
- 248 Max Duggan, 2022 (9 TD R, 32 TD P, 1 PAT P)
- 244 Trevone Boykin , 2015 (9 TD R, 31 TD P, 1 PAT Pass)
- 192 Andy Dalton, 2010 (6 TD R, 27 TD P)
- 180 Kenny Hill, 2017 (5 TD R, 23 TD P, 2 REC)

POINTS RESPONSIBLE FOR—CAREER

1. 688 Trevone Boykin, 2012-15 (18 TD R, 55 TD P, 1 TD REC)
- 610 Max Duggan, 2019-22 (28 TD R, 73 TD P, 2 PAT P)
- 558 Andy Dalton, 2007-10 (22 TD R, 71 TD P)
- 344 Kenny Hill, 2016-17 (40 P, 15 R, 2 Rec., 1 PAT Pass)
- 324 LaDainian Tomlinson, 1997-2000 (54 TD)
- 299 Nick Browne, 2001-03 (65 FG, 104 PAT)
- 282 Casey Pachal, 2010-13 (5 TD R, 42 TD P)
- 264 Sammy Baugh, 1934-36 (5 TD R, 39 TD P)

TOUCHDOWNS SCORED—SEASON

1. 22 LaDainian Tomlinson, 2000 (22 R)
- 20 Jim Swink, 1955 (18 R, 1 REC, 1 IR)
- 18 LaDainian Tomlinson, 1999 (18 R)
- 17 Kendra Miller, 2022 (17 R)
- 14 Kenneth Davis, 1984 (15 R, 2 REC)
- 14 Kyle Hicks, 2016 (12 R, 2 REC)
- 14 Josh Doctson, 2015 (14 REC)

TOUCHDOWNS SCORED—CAREER

1. 54 LaDainian Tomlinson, 1997-00 (54 R)
- 41 Lonta Hobbs, 2002-06 (38 R, 3 REC)
- 34 Matthew Tucker, 2009-12 (33 R, 1 REC)
- 34 Tony Jeffery, 1984-87 (31 R, 3 REC)
- 32 Jim Swink, 1954-56 (28 R, 3 REC, 1 IRET)

TOUCHDOWNS RESPONSIBLE FOR—GAME

1. 7 Trevone Boykin vs. Texas Tech, 2014 (7 P)
- 6 Kenny Hill vs. Kansas, 2017 (1R, 5 P)
- 6 Trevone Boykin vs. SMU, 2015 (1R, 5 P)
- 6 Trevone Boykin at SMU, 2014 (2 R, 4 P)
- 6 Jeff Ballard vs. SDSU, 2006 (1R, 5 P)
- 6 Jeff Ballard vs. New Mexico, 2005 (4 R, 2 P)
- 6 LaDainian Tomlinson vs. UTEP, 1999 (6 R)

TOUCHDOWNS RESPONSIBLE FOR—SEASON

1. 42 Trevone Boykin, 2014 (1 REC, 8 R, 33 P)
- 41 Max Duggan, 2022 (9 R, 42 P)
- 40 Trevone Boykin , 2015 (9 R, 31 P)
- 33 Andy Dalton, 2010 (6 R, 27 P)
- 30 Kenny Hill, 2017 (5 R, 23 P, 2 Rec)
- 27 Kenny Hill, 2016 (10 R, 17 P)
- 27 Casey Pachal, 2011 (2 R, 25 P)
- 26 Andy Dalton, 2009 (3 R, 23 P)
- 25 Max Knake, 1994 (1R, 24 P)
- 22 LaDainian Tomlinson, 2000 (4 R, 2 P)
- 22 Davey O'Brien, 1938 (3 R, 19 P)

TOUCHDOWNS RESPONSIBLE FOR—CAREER

1. 114 Trevone Boykin, 2012-15 (1 Rec., 27 R, 86 P)
- 101 Max Duggan, 2019-22 (28 R, 73 P)
- 93 Andy Dalton, 2007-10 (22 R, 71 P)
- 57 Kenny Hill, 2016-17 (2 REC, 15 R, 40 P)
- 54 LaDainian Tomlinson, 1997-00 (54 R)
- 51 Max Knake, 1992-95 (2 R, 49 P)
- 47 Casey Pachal, 2010-13 (5 R, 42 P)
- 45 Casey Printers, 1999-01 (8 R, 37 P)
- 44 Sammy Baugh, 1934-36 (5 R, 39 P)
- 43 Jeff Ballard, 2003-06 (16 R, 27 P)

INDIVIDUAL PLACE KICKING RECORDS (ALL-TIME)

POINTS BY KICKING—GAME

- 23 Jaden Oberkrom vs. Texas Tech, 2012 (6 FG, 5 PAT)
- 22 Jaden Oberkrom vs. Texas Tech, 2014 (4 FG, 10 PAT)
- 19 Nick Browne vs. Cincinnati, 2003 (5 FG, 4 PAT)
- 18 Jeff Wilkinson vs. Arkansas, 1990 (4 FG, 6 PAT)
- 17 Jonathan Song vs. UAPB, 2019 (5 FG, 2 PAT)
- 17 Nick Browne vs. Cincinnati, 2002 (5 FG, 2 PAT)
- 16 Jaden Oberkrom vs. West Virginia, 2015 (4 FG, 4 PAT)
- 16 Jaden Oberkrom at Baylor, 2014 (3 FG, 7 PAT)
- 15 Griffin Kell at Texas, 2020 (4 FG, 3 PAT)
- 15 Jonathan Song at Texas Tech, 2019 (4 FG, 3 PAT)
- 15 Chris Manfredini vs. UNLV, 2005 (3 FG, 6 PAT)

POINTS BY KICKING—SEASON

- 142 Jaden Oberkrom, 2014 (22 FG, 76 PAT)
- 122 Jaden Oberkrom, 2015 (21 FG, 59 PAT)
- 122 Nick Browne, 2003 (28 FG, 38 PAT)
- 113 Griffin Kell, 2022 (17 FG, 62 PAT)
- 108 Jonathan Song, 2019 (23 FG, 39 PAT)
- 108 Jaden Oberkrom, 2012 (22 FG, 42 PAT)
- 106 Ross Evans, 2009 (15 FG, 61 PAT)
- 105 Nick Browne, 2002 (23 FG, 36 PAT)
- 103 Chris Manfredini, 2007 (22 FG, 37 PAT)
- 103 Ross Evans, 2011 (14 FG, 61 PAT)

POINTS BY KICKING—CAREER

- 451 Jaden Oberkrom, 2012-15 (79 FG, 214 PAT)
- 407 Ross Evans, 2008-11 (56 FG, 239 PAT)
- 299 Nick Browne, 2001-03 (65 FG, 104 PAT)
- 279 Griffin Kell, 2019-22 (46 FG, 141 PAT)
- 259 Michael Reeder, 1994-97 (57 FG, 88 PAT)
- 254 Chris Manfredini, 2005-06 (37 FG, 113 PAT)
- 237 Chris Kaylakie, 1998-00 (41 FG, 114 PAT)
- 224 Jonathan Song, 2015-19 (40 FG, 104 PAT)
- 205 Ken Ozee, 1982-85 (35 FG, 100 PAT)
- 182 Jeff Wilkinson, 1990-92 (32 FG, 86 PAT)

FIELD GOALS MADE—GAME

- 6 Jaden Oberkrom vs. Texas Tech, 2012 (att. 6)
- 5 Jonathan Song vs. UAPB, 2019 (att. 5)
- 5 Nick Browne vs. Cincinnati, 2003 (att. 5)
- 5 Nick Browne vs. Cincinnati, 2002 (att. 5)
- 4 23 times, last: Griffin Kell at Texas, 2020 (att. 4)

FIELD GOALS MADE—SEASON

- 28 Nick Browne, 2003 (att. 33)
- 23 Jonathan Song, 2019 (att. 24)
- 23 Nick Browne, 2002 (att. 30)
- 23 Michael Reeder, 1995 (att. 25)
- 22 Jaden Oberkrom, 2014 (att. 27)
- 22 Jaden Oberkrom, 2012 (att. 30)
- 22 Chris Manfredini, 2007 (att. 27)
- 21 Jaden Oberkrom, 2015 (att. 25)
- 17 Griffin Kell, 2022 (att. 19)
- 16 Ross Evans, 2008 (att. 20)
- 16 Chris Kaylakie, 2000 (att. 18)
- 16 Lee Newman, 1986 (att. 19)

FIELD GOALS MADE—CAREER

- 79 Jaden Oberkrom, 2012-15 (att. 100)
- 65 Nick Browne, 2001-03 (att. 83)
- 57 Michael Reeder, 1994-97 (att. 76)
- 56 Ross Evans, 2008-11 (att. 68)
- 47 Chris Manfredini, 2005-07 (att. 54)
- 46 Griffin Kell, 2019-22 (att. 58)
- 41 Chris Kaylakie, 1998-00 (att. 56)
- 40 Jonathan Song, 2015-19 (att. 44)
- 38 Greg Porter, 1978-81 (att. 56)
- 35 Lee Newman, 1986-88 (att. 47)
- 35 Ken Ozee, 1982-85 (att. 52)

CONSECUTIVE FIELD GOALS MADE

- 19 Chris Manfredini, 2005-06
- 14 Jonathan Song, 2019
- 13 Jaden Oberkrom, 2014
- 13 Michael Reeder, 1995
- 12 Griffin Kell, 2022
- 12 Ross Evans, 2008
- 12 Chris Manfredini, 2007
- 12 Nick Browne, 2003
- 11 Nick Browne, 2002
- 10 Jaden Oberkrom, 2012

FIELD GOAL ATTEMPTS—GAME

- 6 Jaden Oberkrom, 2012 vs. Texas Tech (made 6)
- 6 Jeff Wilkinson, 1991 vs. SMU (made 3)

FIELD GOAL ATTEMPTS—SEASON

- 33 Nick Browne, 2003 (made 28)
- 30 Jaden Oberkrom, 2012 (made 22)
- 30 Nick Browne, 2002 (made 23)
- 27 Jaden Oberkrom, 2014 (made 22)
- 27 Chris Manfredini, 2007 (made 22)
- 25 Jaden Oberkrom, 2015 (made 21)
- 25 Michael Reeder, 1995 (made 23)
- 24 Jonathan Song, 2019 (made 23)
- 22 Jeff Wilkinson, 1992 (made 10)
- 20 Ross Evans, 2008 (made 16)
- 20 Nick Browne, 2001 (made 14)
- 20 Chris Kaylakie, 1998 (made 15)
- 20 Michael Reeder, 1996 (made 11)

FIELD GOAL ATTEMPTS—CAREER

- 100 Jaden Oberkrom, 2012-15 (made 79)
- 83 Nick Browne, 2001-03 (made 65)
- 76 Michael Reeder, 1994-97 (made 57)
- 68 Ross Evans, 2008-11 (made 56)
- 58 Griffin Kell, 2019-22 (made 46)
- 56 Chris Kaylakie, 1998-00 (made 41)
- 56 Jeff Wilkinson, 1990-92 (made 32)
- 56 Greg Porter, 1978-81 (made 38)
- 54 Chris Manfredini, 2005-07 (made 47)
- 52 Ken Ozee, 1982-85 (made 35)

EXTRA POINTS MADE—GAME

- 10 Jaden Oberkrom vs. Texas Tech, 2014 (att. 10)
- 9 Jaden Oberkrom vs. Stephen F. Austin, 2015 (att. 9)
- 9 Ross Evans vs. New Mexico, 2010 (att. 9)
- 9 Ross Evans vs. New Mexico, 2011 (att. 10)
- 8 12 times - last: B. Hatfield at Baylor, 2016 (att. 8)

EXTRA POINTS MADE—SEASON

- 76 Jaden Oberkrom, 2014 (att. 77)
- 68 Ross Evans, 2010 (att. 73)
- 62 Griffin Kell, 2022 (att. 64)
- 61 Ross Evans, 2009 (att. 63)
- 61 Ross Evans, 2011 (att. 64)
- 59 Jaden Oberkrom, 2015 (att. 60)
- 50 Chris Kaylakie, 2000 (att. 51)
- 49 Ross Evans, 2008 (att. 55)
- 45 Ken Ozee, 1984 (att. 47)
- 42 Jaden Oberkrom, 2012 (att. 42)

EXTRA POINTS MADE—CAREER

- 239 Ross Evans, 2008-11 (att. 255)
- 214 Jaden Oberkrom, 2012-15 (att. 216)
- 141 Griffin Kell, 2019-22 (att. 144)
- 114 Chris Kaylakie, 1998-00 (att. 117)
- 113 Chris Manfredini, 2005-07 (att. 122)
- 104 Jonathan Song, 2015-19 (att. 107)
- 104 Nick Browne, 2001-03 (att. 107)
- 100 Ken Ozee, 1982-85 (att. 105)
- 88 Michael Reeder, 1994-97 (att. 89)
- 86 Jeff Wilkinson, 1989-92 (att. 88)

EXTRA POINT ATTEMPTS—GAME

- 10 Jaden Oberkrom vs. Texas Tech, 2014 (made 10)
- 10 Ross Evans vs. New Mexico, 2011 (made 9)
- 9 Jaden Oberkrom vs. Stephen F. Austin, 2015 (made 9)
- 9 Ross Evans vs. New Mexico, 2010 (made 9)
- 9 Ross Evans vs. Tennessee Tech, 2010 (made 8)

- 9 Ken Ozee vs. Utah State, 1984 (made 8)
- 8 12 times - last: J. Song vs. SMU, 2017 (att. 8)

EXTRA POINT ATTEMPTS—SEASON

- 77 Jaden Oberkrom, 2014 (made 76)
- 73 Ross Evans, 2010 (made 68)
- 64 Griffin Kell, 2022 (made 62)
- 64 Ross Evans, 2011 (made 61)
- 63 Ross Evans, 2009 (made 61)
- 60 Jaden Oberkrom, 2015 (made 59)
- 55 Ross Evans, 2008 (made 49)
- 51 Chris Kaylakie, 2000 (made 50)
- 47 Ken Ozee, 1984 (made 45)
- 44 Chris Manfredini, 2005 (made 40)

EXTRA POINT ATTEMPTS—CAREER

- 255 Ross Evans, 2008-11 (made 239)
- 216 Jaden Oberkrom, 2012-15 (made 214)
- 144 Griffin Kell, 2019-22 (made 141)
- 122 Chris Manfredini, 2005-07 (made 113)
- 117 Chris Kaylakie, 1998-00 (made 114)
- 107 Jonathan Song, 2015-19 (made 104)
- 107 Nick Browne, 2001-03 (made 104)
- 105 Ken Ozee, 1982-85 (made 100)
- 89 Michael Reeder, 1994-97 (made 88)
- 88 Jeff Wilkinson, 1989-92 (made 86)

PAT PERCENTAGE—SEASON

- 100.0 Griffin Kell, 2021 (42-of-42)
 - 100.0 Jonathan Song, 2019 (39 of 39)
 - 100.0 Jaden Oberkrom, 2012 (42 of 42)
 - 100.0 Nick Browne, 2003 (38 of 38)
- #Top four of 12 TCU kickers who were perfect in a season.*

PAT PERCENTAGE—CAREER

- .991 Jaden Oberkrom, 2012-15 (214 of 216)
- .989 Michael Reeder, 1994-97 (88 of 89)
- .979 Griffin Kell, 2019-22 (141 of 144)
- .977 Jeff Wilkinson, 1989-92 (86 of 88)
- .974 Chris Kaylakie, 1998-00 (114 of 117)

CONSECUTIVE PAT—SEASON

- 55 Jaden Oberkrom, 2014
- 47 Jaden Oberkrom, 2015
- 42 Griffin Kell, 2021
- 42 Jaden Oberkrom, 2012
- 40 Chris Kaylakie, 2000
- 39 Jonathan Song, 2019
- 38 Ross Evans, 2009
- 38 Nick Browne, 2003
- 37 Jaden Oberkrom, 2013
- 37 Chris Manfredini, 2007

CONSECUTIVE PAT—CAREER

- 102 Jaden Oberkrom, 2014-15
- 100 Jaden Oberkrom, 2012-14
- 79 Michael Reeder, 1994-97
- 77 Griffin Kell, 2021-22
- 52 Chris Kaylakie, 1998-00
- 47 Ross Evans, 2009-10
- 44 Jonathan Song, 2018-19
- 41 Jeff Wilkinson, 1989-91
- 40 Nick Browne, 2001-03
- 39 Chris Manfredini, 2006-07

TWO-POINT CONVERSION ATT.—GAME

- 3 Reuben Jones vs. Texas Tech, 1981 (made 0)
- 3 Hunter Enis vs. Texas Tech, 1958 (made 0)

TWO-POINT CONVERSION ATT.—SEASON

- 7 Hunter Enis, 1958 (made 2)

TWO-POINT CONVERSION ATT.—CAREER

- 7 Hunter Enis, 1956-58 (made 2)

TWO-POINT CONVERSIONS MADE—SEASON

- 3 Andre Davis, 1994 (att. 3)

INDIVIDUAL PUNTING RECORDS (ALL-TIME)

PUNTS—GAME

1. 24 Davey O'Brien vs. Miss. State, 1936
(782 yards, 32.6 avg.)
2. 19 Grassy Hinton vs. Hardin-Simmons, 1930
(684 yards, 36.0 avg.)
3. 12 by four different TCU punters

PUNTS—SEASON

1. 89 Sam Baugh, 1936
(3,453 yards, 38.8 avg.)
2. 84 Cameron Young, 1976
(3,234 yards, 38.5 avg.)
3. 83 Cameron Young, 1979
(3,272 yards, 40.9 avg.)
- 83 Carl Knox, 1947
(3,295 yards, 39.7 avg.)

PUNTS—CAREER

1. 320 Cameron Young, 1976-79
(12,947 yards, 40.5 avg.)
2. 273 Ethan Perry, 2012-15
(11,107 yards, 40.7 avg.)
3. 265 Chris Becker, 1985-88
(11,407 yards, 43.0 avg.)

PUNTING YARDS—GAME

1. 782 Davey O'Brien vs. Miss. St., 1936
(24 punts)
2. 684 Grassy Hinton vs. Hardin-Simmons, 1930
(19 punts)

PUNTING YARDS—SEASON

1. 3,450 Sammy Baugh, 1936
(89 punts, 38.8 avg.)
2. 3,387 Stan Talley, 1980
(81 punts, 41.8 avg.)
3. 3,368 Royce Huffman, 1997
(80 punts, 41.6 avg.)

PUNTING YARDS—CAREER

1. 12,947 Cameron Young, 1976-79
(320 punts, 40.5 avg.)
2. 11,407 Chris Becker, 1985-88
(265 punts, 43.0 avg.)
3. 11,107 Ethan Perry, 2012-15
(273 punts, 40.7 avg.)

PUNTING AVERAGE—GAME

1. 54.8 James Gargus vs. Utah St., 1981
(4 punts, 219 yards)
2. 54.7 Royce Huffman vs. BYU, 1996
(3 punts, 164 yards)
3. 52.8 Joey Biasatti vs. Tulane, 2001
(5 punts, 264 yards)

PUNTING AVERAGE—SEASON

1. 46.1 Chris Becker, 1986
(59 punts, 2,717 yards)
2. 44.5 Ethan Perry, 2012
(63 punts, 2,804 yards)
3. 44.2 James Gargus, 1981
(59 punts, 2,608 yards)
4. 44.0 Chris Becker, 1987
(59 punts, 2,594 yards)
5. ^43.3 Jordy Sandy, 2021
(43 punts, 1,861 yards)
6. ^43.0 Sammy Baugh, 1935
(66 punts, 2,837 yards)

[^]-Led Nation

PUNTING AVERAGE—CAREER (min. 80 atts)

1. 43.0 Chris Becker, 1985-88
(265 punts, 11,407 yards)
2. 42.6 James Gargus, 1981-84
(255 punts, 10,858 yards)
3. 41.4 Derek Wash, 2005-07
(81 punts, 3,356 yards)
- 41.4 Royce Huffman, 1996-99
(262 punts, 10,835 yards)
5. 41.1 Joey Biasatti, 1999-02
(168 punts, 6,898 yards)

YEARLY PUNTING LEADERS (YARDS)

Year	Player	Atts	Yds	Avg
2022	Jordy Sandy	63	2,512	39.9
2021	Jordy Sandy	43	1,861	43.3
2020	Jordy Sandy	57	2,337	41.0
2019	Jordy Sandy	61	2,340	38.4
2018	Adam Nunez	41	1,619	39.5
2017	Adam Nunez	62	2,439	39.3
2016	Adam Nunez	72	2,851	39.6
2015	Ethan Perry	66	2,571	39.0
2014	Ethan Perry	64	2,507	39.2
2013	Ethan Perry	80	3,225	40.3
2012	Ethan Perry	63	2,804	44.5
2011	Anson Kelton	47	1,890	40.2
2010	Anson Kelton	43	1,769	41.1
2009	Anson Kelton	59	2,213	37.5
2008	Anson Kelton	54	2,230	41.3
2007	Derek Wash	64	2,723	42.5
2006	Bryan Cortney	39	1,506	38.6
2005	Bryan Cortney	62	2,394	38.6
2004	John Braziel	62	2,458	39.6
2003	John Braziel	66	2,568	38.9
2002	Joey Biasatti	77	3,060	39.7
2001	Joey Biasatti	65	2,757	42.4
2000	Joey Biasatti	26	1,081	41.6
1999	Royce Huffman	61	2,575	41.3
1998	Royce Huffman	63	2,569	40.8
1997	Royce Huffman	81	3,368	41.6
1996	Royce Huffman	57	2,431	42.6
1995	Beau Stephens	46	1,832	39.8
1994	Beau Stephens	46	1,832	39.8
1993	Kevin Cordesman	61	2,262	37.1
1992	Kevin Cordesman	81	2,911	35.9
1991	Trey Becan	36	1,304	36.2
1990	Kevin Cordesman	60	2,026	33.8
1989	Rex Roberts	46	1,689	37.0
1988	Chris Becker	72	2,913	40.5
1987	Chris Becker	59	2,594	43.9
1986	Chris Becker	59	2,717	46.1
1985	Chris Becker	75	3,183	42.4
1984	James Gargus	61	2,477	40.6
1983	James Gargus	66	2,828	42.8
1982	James Gargus	69	2,945	42.7
1981	James Gargus	59	2,608	44.2
1980	Stan Talley	81	3,387	41.8
1979	Cameron Young	83	3,272	40.9
1978	Cameron Young	79	3,246	41.1
1977	Cameron Young	77	3,199	41.5
1976	Cameron Young	84	3,230	38.5
1975	Lee Cook	60	2,379	39.7
1974	Greg Anderson	75	2,805	37.4
1973	Greg Anderson	72	2,745	38.1
1972	Greg Anderson	75	2,903	38.7
1971	John Hetherly	33	1,200	36.4
1970	Royce Huffman	22	801	36.4
1969	Marty Whelan	37	1,401	37.1
1968	Mike Hall	51	2,119	41.6
1967	Donnie Gibbs	74	2,896	39.1
1966	Donnie Gibbs	61	2,613	42.5
1965	Donnie Gibbs	62	2,342	37.8
1964	Jim Fauver	51	1,836	36.0
1963	Garry Thomas	49	1,804	40.9
1962	Garry Thomas	41	1,592	38.8
1961	Garry Thomas	40	1,545	38.6
1960	Donald George	33	1,236	37.5
1959	Jimmy Gilmore	26	921	35.4
1958	Jimmy Gilmore	34	1,224	36.0
1957	Jimmy Gilmore	30	1,120	35.0
1956	Ken Wineburg	18	592	32.9
1955	Ray Taylor	25	883	35.3
1954	Ray Taylor	44	1,845	41.9
1953	Ray McKown	33	1,286	38.9
1952	Ray McKown	72	2,637	36.6
1951	Ray McKown	43	1,613	37.5
1950	Jimmy Hickey	38	1,361	35.8
1949	Jimmy Hickey	28	1,106	39.5
1948	Leon Joslin	65	2,237	34.4
1947	Carl Knox	83	3,302	41.0
1946	Carl Knox	36	1,287	35.8
1945	Leon Joslin	28	994	34.4
1944	Ransom Jackson	58	1,721	29.7
1943	Jim Lucas	61	2,269	37.2
1942	Trotter Adams	60	2,080	34.7
1941	Kyle Gillespie	37	1,317	35.6
1940	Connie Sparks	31	1,270	41.0
1939	Kyle Gillespie	37	1,358	38.8
1938	Jack Odle	19	789	41.5
1937	Davey O'Brien	64	2,124	33.1
1936	Sam Baugh	89	3,450	38.7
1935	Sam Baugh	66	^2,837	43.0
1934	Sam Baugh	43	1,821	42.3
1933	Dan Harston	40	1,501	37.5
1932	Buster Brannon	43	1,651	38.4
1931	Grassy Hinton	30	1,176	39.2
1930	Grassy Hinton	54	1,943	36.0
1929	Vance Woolwine	13	496	38.2

[^]-Led Nation

INDIVIDUAL RETURN RECORDS (ALL-TIME)

PUNT RETURNS

RETURNS—GAME

1. 14 _____ Cy Leland vs. Hardin-Simmons, 1930 (118 yards)
2. 10 _____ Sammy Baugh vs. SMU, 1936 (98 yards)

RETURNS—SEASON

1. ^58 _____ Davey O'Brien, 1937 (549 yards, 9.4 avg.)
2. 48 _____ Cy Leland, 1930 (473 yards, 9.9 avg.)
3. 41 _____ Brian Bonner, 2007 (535 yards, 13.0 avg.)
4. ^40 _____ Lindy Berry, 1947 (494 yards, 12.4 avg.)
5. 39 _____ Jeremy Kerley, 2009 (563 yds, 14.4 avg.)
^Led Nation

RETURNS—CAREER

1. 116 _____ Davey O'Brien, 1936-38 (1,186 yards, 10.2 avg.)
2. 104 _____ Lindy Berry, 1946-49 (1,372 yards, 13.2 avg.)

YARDS RETURNED—GAME

1. 160 _____ Deante' Gray vs. Grambling State, 2012 (5 atts.)
2. 146 _____ Lindy Berry vs. Miami, 1947 (7 atts.)
3. 143 _____ LaVar Veale vs. Nevada, 2000 (8 atts.)
4. 139 _____ Jalen Reagor vs. Kansas, 2019 (4 atts.)
5. 123 _____ Jeremy Kerley vs. SMU, 2009 (4 atts.)
6. 120 _____ LaVar Veale vs. SMU, 2000 (9 atts.)
7. 119 _____ Jim Lucas vs. Rice, 1943 (6 atts.)
8. 118 _____ Cy Leland vs. Hardin-Simmons, 1930 (14 atts.)

YARDS RETURNED—SEASON

1. 563 _____ Jeremy Kerley, 2009 (39 atts.)
2. 549 _____ Davey O'Brien, 1937 (58 atts.)
3. 535 _____ Brian Bonner, 2007 (41 atts.)
4. 494 _____ Lindy Berry, 1947 (40 atts.)
5. 487 _____ Jeremy Kerley, 2009 (39 atts.)

YARDS RETURNED—CAREER

1. 1,372 _____ Lindy Berry, 1946-49 (104 atts.)
2. 1,299 _____ Jeremy Kerley, 2007-10 (94 atts.)
3. 1,186 _____ Davey O'Brien, 1936-38 (116 atts.)
4. 991 _____ Sammy Baugh, 1934-36 (88 atts.)

RETURN AVERAGE—GAME

1. 52.0 _____ Cy Leland vs. Baylor, 1929 (2 atts., 104 yards)
2. 41.0 _____ KaVontae Turpin vs. South Dakota State, 2016 (2 atts., 82 yards)
3. 40.5 _____ Phillip Epps vs. Texas Tech, 1981 (2 atts., 81 yards)
4. 40.0 _____ Derius Davis vs. Southern, 2018 (2 att., 80 yards)
5. 37.3 _____ KaVontae Turpin at SMU, 2018 (3 atts., 112 yards)

RETURN AVERAGE—SEASON (min. 10 atts)

1. 20.8 _____ Jalen Reagor, 2019 (15 atts., 312 yards)
2. 20.4 _____ Linzy Cole, 1969 (15 atts., 306 yards)

RETURN AVERAGE—CAREER (min. 20 atts)

1. 17.8 _____ Jalen Reagor, 2017-19 (23 atts., 409 yards)
2. 16.0 _____ Blanford Spearman, 1930-32 (45 atts., 721 yards)
3. 14.8 _____ Linzy Cole, 1968-69 (22 atts., 325 yards)
4. 14.2 _____ KaVontae Turpin, 2015-19 (52 atts., 741 yards)
5. 13.8 _____ Jeremy Kerley, 2007-10 (94 atts., 1,299 yards)

TOUCHDOWNS RETURNED—SEASON

1. 3 _____ Linzy Cole, 1969

TOUCHDOWNS RETURNED—CAREER

1. 5 _____ Derius Davis, 2018-22
2. 4 _____ KaVontae Turpin, 2015-18
3. 3 _____ Linzy Cole, 1968-69
- 3 _____ Blanford Spearman, 1930-32

KICKOFF RETURNS

RETURNS—GAME

1. 8 _____ Cory Rodgers vs. Louisville, 2004 (191 yards)
2. 7 _____ Greg McCoy vs. SMU, 2011 (129 yards)

- 7 _____ LaTarence Dunbar at Tulane, 2001 (151 yards)
4. 6 _____ Greg McCoy vs. Baylor, 2011 (229 yards)
- 6 _____ LaTarence Dunbar at UAB, 2001 (106 yards)
- 6 _____ Toby Morey vs. Texas A&M, 1990 (128 yards)
- 6 _____ Clinton Brown vs. SMU, 1984 (163 yards)
- 6 _____ Allen Hooker vs. Nebraska, 1975 (83 yards)

RETURNS—SEASON

1. 32 _____ Greg McCoy, 2011
2. 31 _____ Cory Rodgers, 2004
3. 28 _____ Derius Davis, 2022
- 28 _____ B.J. Catalon, 2013
- 28 _____ Allen Hooker, 1975
6. 27 _____ KaVontae Turpin, 2015
7. 26 _____ Toby Morey, 1990
8. 25 _____ LaTarence Dunbar, 2001
9. 23 _____ Cory Rodgers, 2003
- 23 _____ Toby Morey, 1991
- 23 _____ Charles Britton, 1989

RETURNS—CAREER

1. 71 _____ KaVontae Turpin, 2015-18
- 71 _____ Cory Rodgers, 2003-05
- 61 _____ LaTarence Dunbar, 1998-10
- 59 _____ Toby Morey, 1989-91
- 52 _____ Derius Davis, 2018-22

YARDS RETURNED—GAME

1. 229 _____ Greg McCoy vs. Baylor, 2011 (6 atts.)
2. 191 _____ Cory Rodgers vs. Louisville, 2004 (8 atts.)
3. 172 _____ Jeremy Kerley vs. SMU, 2010 (5 atts.)
4. 163 _____ Skye Dawson vs. Iowa State, 2012 (5 atts.)
- 163 _____ Clinton Brown vs. SMU, 1984 (6 atts.)
- 163 _____ Frank Horak vs. Texas Tech, 1956 (4 atts.)

YARDS RETURNED—SEASON

1. 979 _____ Greg McCoy, 2011 (32 atts.)
2. 743 _____ B.J. Catalon, 2013 (28 atts.)
3. 729 _____ KaVontae Turpin, 2015 (27 atts.)
4. 723 _____ Cory Rodgers, 2004 (31 atts.)
5. 615 _____ Toby Morey, 1990 (26 atts.)
6. 572 _____ Derius Davis, 2022 (28 atts.)
7. 557 _____ Allen Hooker, 1975 (28 atts.)
8. 527 _____ Jeremy Kerley, 2010 (37 atts.)
9. 526 _____ Aaron Brown, 2008 (18 atts.)
10. 515 _____ Cory Rodgers, 2005 (17 atts.)

YARDS RETURNED—CAREER

1. 1,985 _____ KaVontae Turpin, 2015-18 (71 atts.)
2. 1,747 _____ Cory Rodgers, 2003-05 (71 atts.)
3. 1,513 _____ LaTarence Dunbar, 1999-02 (61 atts.)
4. 1,505 _____ Greg McCoy, 2008-11 (47 atts.)
5. 1,276 _____ Toby Morey, 1989-91 (59 atts.)
6. 1,145 _____ Derius Davis, 2018-22 (52 atts.)
7. 1,015 _____ Aaron Brown, 2005-08 (37 atts.)
8. 1,006 _____ Jeremy Kerley, 2007-10 (37 atts.)
9. 997 _____ B.J. Catalon, 2012-14 (36 atts.)
10. 947 _____ Allen Hooker, 1973-75 (47 atts.)

RETURN AVERAGE—GAME

1. 105.0 _____ Charlie Casper, vs. Texas 1933 (1 att., 105 yards)
2. 100.0 _____ LaTarence Dunbar vs. SMU, 2000 (1 att., 100 yards)
3. 99.0 _____ Greg McCoy vs. UNLV, 2011 (1 att., 99 yards)
4. 95.0 _____ LaTarence Dunbar vs. Nevada, 2000 (1 att., 95 yards)
5. 94.0 _____ B.J. Catalon at Baylor, 2014 (1 att., 94 yards)

RETURN AVERAGE—SEASON (min. 5 atts)

1. 35.9 _____ Greg McCoy, 2009 (10 atts., 359 yards)
2. 34.1 _____ Reggie Hunt, 1999 (13 atts., 443 yards)
3. ^33.7 _____ LaTarence Dunbar, 2000 (15 atts., 506 yards)
4. 33.4 _____ Greg McCoy, 2010 (5 atts., 167 yards)
5. 31.8 _____ B.J. Catalon, 2014 (8 atts., 254 yards)

^Led Nation

RETURN AVERAGE—CAREER (MIN. 20)

1. 32.02 _____ Greg McCoy, 2008-11 (47 atts., 1,505 yards)
2. 27.96 _____ KaVontae Turpin, 2015-18 (71 atts., 1,985 yards)
3. 27.69 _____ B.J. Catalon (2012-14 (36 atts., 997 yards)
4. 27.43 _____ Aaron Brown, 2005-08 (37 atts., 1,015 yards)
5. 27.19 _____ Jeremy Kerley, 2007-10 (37 atts., 1,006 yards)
6. 25.84 _____ Jim Fauver, 1962-64 (26 atts., 672 yards)
7. 24.80 _____ LaTarence Dunbar, 1999-02 (61 atts., 1,513 yards)
8. 24.61 _____ Cory Rodgers, 2003-05 (71 atts., 1,747 yards)
9. 23.95 _____ Marcus Brock, 2003-07 (20 atts., 479 yards)
10. 23.87 _____ Derius Davis, 2018-present (24 atts., 573 yards)

TOUCHDOWNS RETURNED—SEASON

1. 2 _____ four: Greg McCoy 2011; Cory Rodgers, 2005; LaTarence Dunbar 2000; Freddie Pouncy, 1971

TOUCHDOWNS RETURNED—CAREER

1. 3 _____ L. Dunbar, 1999-02; G. McCoy 2008-11
2. 2 _____ five: KaVontae Turpin, 2015-18; B.J. Catalon, 2012-14; Cory Rodgers, 2003-05; Freddie Pouncy, 1971; Red Oliver, 1930-32

COMBINED PUNT/KICK RETURNS

RETURNS—GAME

1. 15 _____ Cy Leland vs. Hardin-Simmons, 1930 (14 PR, 1 KR; 153 yards)

RETURNS—SEASON

1. 66 _____ Davey O'Brien, 1937 (58 PR, 8 KR; 787 yards)

RETURNS—CAREER

1. 140 _____ Cory Rodgers, 2003-05 (71 KR, 69 PR; 2,572 yards)
2. 137 _____ Lindy Berry, 1946-49 (104 PR, 33 KR; 2,101 yards)

YARDS RETURNED—GAME

1. 229 _____ Cory Rodgers vs. Louisville, 2004 (8 KR, 3 PR)
- 229 _____ Greg McCoy vs. Baylor, 2011 (6 KR)

YARDS RETURNED—SEASON

1. 1,042 _____ Jeremy Kerley, 2009 (18 KR-479 yards; 39 PR-563 yards)
2. 979 _____ Greg McCoy, 2011 (37 KR-979 yards)
3. 915 _____ Jeremy Kerley, 2010 (19 KR-527 yards; 30 PR-388 yards)
4. 910 _____ KaVontae Turpin, 2015 (27 KR-729 yards; 17 PR-181 yards)
5. 906 _____ Cory Rodgers, 2004 (31 KR-723 yards; 18 PR-183 yards)

YARDS RETURNED—CAREER

1. 2,726 _____ KaVontae Turpin, 2015-18 (52 PR-741 yards; 71 KR-1,985 yards)
2. 2,572 _____ Cory Rodgers, 2003-05 (69 PR-825 yards; 71 KR-1,747 yards)
3. 2,305 _____ Jeremy Kerley, 2007-10 (94 PR-1,299 yards; 37 KR-1,066 yards)

TOUCHDOWNS—SEASON

1. 3 _____ Linzy Cole, 1969 (3 punts)

TOUCHDOWNS—CAREER

1. 6 _____ Derius Davis, 2018-22 (1 kickoff; 5 punts)
- 6 _____ KaVontae Turpin, 2015-18 (2 kickoff; 4 punts)
- 3 _____ Greg McCoy, 2008-11 (3 kickoffs)
- 3 _____ LaTarence Dunbar, 1999-02 (3 kickoffs)
- 3 _____ Linzy Cole, 1968-69 (3 punts)
- 3 _____ Blanford Spearman, 1930-32 (3 punts)

INDIVIDUAL DEFENSIVE RECORDS (ALL-TIME)

TACKLES

TACKLES—GAME

- 30 Scott Taft vs. UTEP, 1997
- 30 Kyle Clifton vs. Houston, 1983
- 29 Scott Harris vs. Kansas State, 1985
- 27 Charlie Abel vs. Baylor, 1977
- 25 Jim Bayuk vs. Texas A&M, 1978
- 23 Ty Summers vs. Baylor, 2015
- 23 Kyle Clifton vs. Texas, 1983
- 23 Kyle Clifton vs. SMU, 1983
- 23 Kevin Dean vs. North Texas, 1985
- 22 Joe Hines vs. SMU, 1982

TACKLES—SEASON

- 189 Kyle Clifton, 1983 (82 UT, 107 AT)
- 179 Darrell Patterson, 1980 (47 UT, 132 AT)
- 167 Kelvin Newton, 1980 (38 UT, 129 AT)
- 161 Jim Bayuk, 1978 (68 UT, 93 AT)
- 153 Joseph Phipps 1998 (95 UT, 58 AT)
- 144 Reggie Anderson, 1993 (63 UT, 81 AT)
- 139 Joe Hines, 1981 (91 UT, 48 AT)
- 139 Kevin Dean, 1985 (56 UT, 83 AT)
- 138 Scott Harris, 1985 (60 UT, 78 AT)
- 136 Paul Dawson, 2014 (81 UT, 55 AT)
- 136 Floyd Terrell, 1987 (85 UT, 51 AT)

TACKLES—CAREER

- 544 Darrell Patterson, 1979-82
- 392 Reggie Anderson, 1990-91, 93-94
- 391 Kent Tramel, 1983-87
- 382 Lenoy Jones, 1992-95
- 374 Falanda Newton, 1985-88
- 371 Brad Smith, 1989-92
- 366 Kelvin Newton, 1977-80
- 365 Kevin Dean, 1983-86
- 361 Jim Bayuk, 1977-80
- 358 Greg Evans, 1990-93

UNASSISTED TACKLES—GAME

- 21 Scott Taft vs. UTEP, 1997
- 16 Joe Hines vs. Texas, 1981
- 15 three players, last: Kyle Clifton vs. Houston, 1983

UNASSISTED TACKLES—SEASON

- 95 Joseph Phipps, 1998
- 93 Darrell Patterson, 1981
- 91 Joe Hines, 1981
- 85 Reggie Hunt, 1998
- 85 Floyd Terrell, 1987
- 82 Kyle Clifton, 1983

UNASSISTED TACKLES—CAREER

- 286 Darrell Patterson, 1979-82
- 246 Falanda Newton, 1985-88
- 217 Lenoy Jones, 1992-95
- 211 Reggie Anderson, 1990-91, 93-94
- 210 Greg Evans, 1990-93
- 195 Travin Howard, 2014-17
- 195 Reggie Hunt, 1996-99
- 194 Jason Phillips, 2005-08
- 194 Curtis Fuller, 1998-00
- 194 Kent Tramel, 1983-87

ASSISTED TACKLES—GAME

- 20 Scott Harris vs. Kansas State, 1985
- 17 Jim Bayuk vs. Texas Tech, 1978
- 16 Ty Summers vs. Baylor, 2015
- 16 Kyle Clifton vs. SMU, 1983
- 15 three players, last: Kyle Clifton vs. Houston, 1983

ASSISTED TACKLES—SEASON

- 132 Darrell Patterson, 1980
- 129 Kelvin Newton, 1980
- 107 Kyle Clifton, 1983

ASSISTED TACKLES—CAREER

- 258 Darrell Patterson, 1979-82
- 241 Jim Bayuk, 1977-80
- 229 Kelvin Newton, 1977-80

- 217 Kevin Dean, 1983-86
- 197 Kent Tramel, 1983-87
- 183 Brad Smith, 1989-92
- 181 Reggie Anderson, 1990-91, 93-94
- 178 Michael Moulton, 1991-94

TACKLES FOR LOSS

TACKLE FOR LOSS YARDS—SEASON

- 125 Jerry Hughes, 2008
- 120 Bo Schobel, 2003
- 120 LaMarcus McDonald, 2002
- 108 LaMarcus McDonald, 2001
- 94 Vincent Pryor, 1994
- 91 Devonte Fields, 2012
- 90 Chase Ortiz, 2007
- 85 Brandon Williams, 2003
- 83 Tommy Blake, 2006
- 83 Royal West, 1994

TACKLE FOR LOSS YARDS—CAREER

- 236 LaMarcus McDonald, 2000-02
- 230 Jerry Hughes, 2006-09
- 216 Aaron Schobel, 1997-00
- 207 Chase Ortiz, 2004-07
- 211 Tommy Blake, 2004-07
- 209 Royal West, 1991-94
- 205 Bo Schobel, 2000-03
- 190 Vincent Pryor, 1991-94
- 179 Roosevelt Collins, 1988-91
- 152 Marvin Godbolt, 2001-04

QUARTERBACK SACKS

SACKS—GAME

- 5.5 Mat Boesen vs. Baylor, 2017
- 4.5 Vincent Pryor vs. Texas Tech, 1994
- 4.5 David Spradlin vs. Baylor, 1987
- 4.0 Dylan Horton vs. Michigan, 2022
- 4.0 Jerry Hughes vs. BYU, 2008

SACKS—SEASON

- 17.0 Bo Schobel, 2003 (101 yards)
- 15.0 Jerry Hughes, 2008 (113 yards)
- 11.5 Mat Boesen, 2017 (71 yards)
- 11.5 Jerry Hughes, 2009 (72 yards)
- 10.5 Dylan Horton, 2022 (75 yards)
- 10.0 Devonte Fields, 2012 (74 yards)
- 10.0 Aaron Schobel, 1999 (63 yards)
- 9.5 Chris Piland, 1995 (50 yards)
- 9.0 Ochaun Mathis, 2020 (62 yards)
- 9.0 Josh Carraway, 2015 (41 yards)
- 9.0 Stansly Maponga, 2011 (54 yards)
- 9.0 Chase Ortiz, 2007 (70 yards)
- 9.0 Chase Ortiz, 2005 (64 yards)
- 9.0 Royal West, 1993 (58 yards)

SACKS—CAREER

- 31.0 Aaron Schobel, 1997-00 (220 yards)
- 28.5 Jerry Hughes, 2006-09 (207 yards)
- 28.5 Bo Schobel, 2000-03 (155 yards)
- 23.0 Tommy Blake, 2004-07 (154 yards)
- 22.0 Royal West, 1991-94 (138 yards)
- 20.5 Chase Ortiz, 2004-07 (154 yards)
- 19.0 Josh Carraway, 2012, 14-16 (111 yards)
- 18.0 Roosevelt Collins, 1988-91 (108 yards)

SACK YARDS—GAME

- 34 Vincent Pryor, vs. Texas Tech, 1994

SACK YARDS—SEASON

- 113 Jerry Hughes, 2008 (15.0 sacks)
- 101 Bo Schobel, 2003 (17.0 sacks)
- 75 Dylan Horton, 2022 (10.5 sacks)
- 74 Devonte Fields, 2012 (10.0 sacks)
- 74 LaMarcus McDonald, 2002 (8.5 sacks)
- 72 Jerry Hughes, 2009 (11.5 sacks)
- 71 Mat Boesen, 2017 (11.5 sacks)
- 70 Chase Ortiz, 2007 (9.0 sacks)
- 65 Aaron Schobel, 1998 (7.5 sacks)
- 65 Vincent Pryor, 1994 (8.0 sacks)

INTERCEPTIONS

INTERCEPTIONS—GAME

- 3 Joseph Phipps vs. Oklahoma, 1998
- 3 Allen Hooker vs. Rice, 1975
- 3 Ronald Fraley vs. Baylor, 1952
- 3 Homer Tompkins vs. Kansas, 1949
- 3 Hubert Dennis vs. Rice, 1930

INTERCEPTIONS—SEASON

- 8 Jason Goss, 2002
- 8 Sean Thomas, 1984
- 8 Ronald Fraley, 1952
- 7 four players, last: Chris Hackett, 2014

INTERCEPTIONS—CAREER

- 18 Ronald Fraley, 1951-53
- 16 Davey O'Brien 1936-38
- 16 Jimmy Lawrence, 1933-35
- 15 Falanda Newton, 1985-88
- 14 Jason Goss, 1999-02
- 14 Greg Evans, 1990-93
- 13 Sam Carter, 2012-14
- 13 Darrell Lester, 1933-35

INTERCEPTION RETURN YARDS—GAME

- 104 Lyle Blackwood vs. Washington, 1971
- 99 Quincy Butler vs. Southern Miss, 2004
- 98 Vernon Scott at Oklahoma, 2019
- 94 Jeff Gladney vs. Texas Tech, 2017
- 91 Sam Carter vs. SMU, 2013

INTERCEPTION RETURN YARDS—SEASON

- 155 Lyle Blackwood, 1971 (5 Int.)
- 131 Chris Hackett, 2014 (7 Int.)
- 128 John Richards, 1965 (5 Int.)

INTERCEPTION RETURN YARDS—CAREER

- 274 Falanda Newton, 1985-88 (15 Int.)
- 242 Greg Evans, 1990-93 (14 Int.)
- 195 Sam Carter, 2012-14 (13 Int.)

RETURN AVERAGE—GAME (MIN. 2 INT.)

- 52.0 Lyle Blackwood vs. Washington, 1971

RETURN AVERAGE—SEASON (MIN. 5 INT.)

- 31.0 Lyle Blackwood, 1971 (5-155)

RETURN AVERAGE—CAREER (MIN. 8 INT.)

- 23.1 Lindy Berry, 1946-49 (8-185)
- 18.9 John Richards, 1964-66 (9-170)

TOUCHDOWNS RETURNED—SEASON

- 2 Elisha Olabode, 2012
- Tank Carder, 2011
- Billy Fondren, 1968

TOUCHDOWNS RETURNED—CAREER

- 3 Tank Carder, 2008-2011
- 2 Derrick Kindred, 2012-15
- 2 Elisha Olabode, 2010-13
- 2 Tony Rand, 1989-92
- 2 Billy Fondren, 1967-69
- 2 Charlie Casper, 1932-34

LONGEST INTERCEPTION RETURNS

- 99 Quincy Butler vs. Southern Miss, 2004
- 98 Vernon Scott at Oklahoma, 2019
- 94 Jeff Gladney vs. Texas Tech, 2017
- 85 Falanda Newton vs. Houston, 1986
- 83 Lyle Blackwood vs. Washington, 1971

FUMBLE RETURNS

LONGEST FUMBLE RETURNS

- 95 Larry Terrell vs. Rice, 1959
- 89 Charlie Owens vs. Texas A&M, 2001
- 80 Robert Lyles vs. Texas, 1983

OPPONENT TEAM OFFENSIVE RECORDS (ALL-TIME)

RUSHING

CARRIES—GAME

1. 85 at Arkansas Oct. 4, 1938

FEWEST CARRIES—GAME

1. 15 Texas Tech Sept. 16, 2006
15 Arkansas Oct. 1, 1938

CARRIES—SEASON

1. 714 1980

FEWEST CARRIES—SEASON

1. 325 1938

RUSHING YARDS—GAME

1. 606 Texas A&M Nov. 19, 1977
2. 518 at Texas A&M Nov. 20, 1976
3. 517 at Texas Nov. 15, 1969
4. 507 at Houston Nov. 1, 1980

FEWEST RUSHING YARDS—GAME

1. -53 Tulane Nov. 9, 2002
2. -47 Louisville Nov. 23, 2001
3. -34 SMU Nov. 30, 1957
4. -32 at Hardin-Simmons Nov. 4, 1932
5. -25 Kansas Nov. 21, 2017
6. -26 at Louisville Oct. 19, 2002
-26 UT Arlington Sept. 18, 1971
8. -23 USC Dec. 31, 1998
9. -20 Northern Illinois Dec. 19, 2006
10. -16 SMU Oct. 3, 2009
-16 East Carolina Dec. 22, 1999

RUSHING YARDS—SEASON

1. 3,419 1980

FEWEST RUSHING YARDS—SEASON

1. 476 1932

HIGHEST AVERAGE PER CARRY—GAME

1. 8.4 at Texas A&M Nov. 20, 1976

LOWEST AVERAGE PER CARRY—GAME

1. -2.3 Tulane Nov. 9, 2002
2. -1.5 SMU Nov. 30, 1957

LOWEST AVERAGE PER CARRY—SEASON

1. 1.72 2008
2. ^1.98 2002
3. 2.16 2006
4. 2.35 2000
^—Led Nation

TOUCHDOWNS RUSHING—GAME

1. 8 Texas Nov. 16, 1974

TOUCHDOWNS RUSHING—SEASON

1. 38 1977

FEWEST TOUCHDOWNS RUSHING—SEASON

1. 0 1932

FIRST DOWNS RUSHING—GAME

1. 27 at Houston Nov. 1, 1980

FEWEST FIRST DOWNS RUSHING—GAME

1. 0 SMU Oct. 3, 2009
0 Northern Illinois Dec. 19, 2006
0 at Arizona Sept. 27, 2003
0 Fresno State Oct. 10, 1998
0 at Hardin-Simmons Oct. 4, 1930
0 at Texas A&M Oct. 18, 1930

FIRST DOWNS RUSHING—SEASON

1. 180 1984

FEWEST FIRST DOWNS RUSHING—SEASON

1. 35 2008
2. 41 1942

PASSING

ATTEMPTS—GAME

1. 72 Houston Nov. 4, 1989
2. 65 at Houston Oct. 31, 1992
3. 63 Houston Oct. 30, 1993
4. 62 Northwestern Sept. 2, 2004
62 at New Mexico Sept. 10, 1994
62 Houston Nov. 23, 1991
7. 60 BYU Sept. 19, 1987
8. 56 at Houston Nov. 3, 1990
56 Baylor Oct. 27, 1984
10. 55 at Baylor Oct. 11, 2014
55 at West Virginia Nov. 3, 2012
55 at Hawai'i Oct. 30, 1999

FEWEST ATTEMPTS—GAME

1. 0 Kansas Sept. 20, 1947
2. 1 at Texas A&M Oct. 20, 1956

ATTEMPTS—SEASON

1. 514 2022
2. 465 2007
3. 445 2014
4. 442 2015
5. 436 2017

FEWEST ATTEMPTS—SEASON

1. 99 1954

COMPLETIONS—GAME

1. 42 at Houston Oct. 31, 1992
42 Houston Nov. 4, 1989
3. 39 Northwestern Sept. 2, 2004
4. 37 Houston Oct. 7, 1995
37 at New Mexico Sept. 10, 1994
37 at Houston Nov. 3, 1990
37 at Houston Oct. 29, 1988
8. 33 at Texas A&M Nov. 20, 1982
9. 32 at West Virginia Nov. 3, 2012
32 BYU Sept. 19, 1987

FEWEST COMPLETIONS—GAME

1. 0 many times, last: Rice 1962

COMPLETIONS—SEASON

1. 284 2022
2. 250 2007
3. 244 2016
4. 239 2018
5. 234 2011

FEWEST COMPLETIONS—SEASON

1. 34 1956

YARDS—GAME

1. 563 at Houston Nov. 3, 1990
2. 517 at BYU Sept. 24, 2005
3. 513 Northwestern Sept. 2, 2004
4. 510 at Baylor Oct. 11, 2014
5. 490 at BYU Oct. 15, 1988
6. 471 at Texas Tech Sept. 18, 2004
7. 449 at Texas Tech Nov. 9, 1985
8. 443 at Houston Oct. 30, 1976
9. 434 at Houston Oct. 25, 2003
10. 429 Houston Nov. 23, 1991

FEWEST YARDS—GAME

1. 0 many times

YARDS—SEASON

1. 3,740 2022
2. 3,344 2004

3. 3,325 2003
4. 3,185 2017
5. 3,106 2016

FEWEST YARDS—SEASON

1. 497 1956

PASSES INTERCEPTED—GAME

1. 9 Howard Payne Sept. 21, 1935
2. 8 at Centenary Oct. 26, 1935
3. 7 Baylor Nov. 2, 1968
7 Rice Nov. 12, 1930
5. 6 many times

PASSES INTERCEPTED—SEASON

1. 45 1935

FEWEST PASSES INTERCEPTED—SEASON

1. 3 1974

TOUCHDOWN PASSES—GAME

1. 7 Texas Tech Oct. 20, 2012
7 at Houston Nov. 3, 1990

TOUCHDOWN PASSES—SEASON

1. 29 2004

FEWEST TOUCHDOWN PASSES—SEASON

1. 3 1932

FIRST DOWNS PASSING—GAME

1. 20 at BYU Sept. 24, 2005
20 at Tulane Sept. 13, 1986

FEWEST FIRST DOWNS PASSING—GAME

1. 0 many times, last: New Mexico 2011

FIRST DOWNS PASSING—SEASON

1. 141 2004

FEWEST FIRST DOWNS PASSING—SEASON

1. 19 1956 and 1938

OPPONENT TEAM OFFENSIVE RECORDS (ALL-TIME)

TOTAL OFFENSE

OFFENSIVE PLAYS—GAME

- 109 Baylor 2014 (54 R, 55 P)
- 105 New Mexico 1994 (43 R, 62 P)
- 103 Texas A&M 1986 (68 R, 35 P)

FEWEST PLAYS—GAME

- 28 Kansas 1947 (28 R, 0 P)

OFFENSIVE PLAYS—SEASON

- 1,072 2022 (558 R, 514 P)

FEWEST PLAYS—SEASON

- 496 1937 (329 R, 167 P)

FIRST DOWNS—GAME

- 39 at Baylor Oct. 11, 2014
- 38 at Texas A&M Nov. 22, 1986
- 37 at Arkansas Oct. 4, 1980
- 35 at Oklahoma Nov. 13, 2021
- 34 at Houston Nov. 3, 1990
- 33 at BYU Sept. 24, 2005
- 32 at Texas Tech Sept. 26, 2015
- 32 Northwestern Sept. 2, 2004
- 32 at New Mexico Sept. 10, 1994
- 32 Baylor Oct. 27, 1984
- 32 at Baylor Oct. 24, 1981
- 32 at Penn State Oct. 23, 1971
- 32 at Texas Nov. 15, 1969

FEWEST FIRST DOWNS—GAME

- 0 at Hardin-Simmons Oct. 4, 1930
- 0 at Texas A&M Oct. 18, 1930
- 1 Austin College Oct. 22, 1932
- 1 at Hardin-Simmons Nov. 4, 1932
- 2 8 times, last: Kansas, Sept. 20, 1947

FIRST DOWNS—SEASON

- 318 2022

FEWEST FIRST DOWNS—SEASON

- 60 1932

FIRST DOWNS BY PENALTY—GAME

- 6 at Texas Tech Sept. 26, 2015
- 6 at Kansas State Oct. 10, 2015
- 6 UT-Arlington Sept. 19, 1981

FIRST DOWNS BY PENALTY—SEASON

- 35 2015

FEWEST FIRST DOWNS BY PENALTY—SEASON

- 2 1937

TOTAL OFFENSE YARDS—GAME

- 827 at Houston Nov. 3, 1990
- 782 at Baylor Oct. 11, 2014
- 705 at Texas A&M Nov. 22, 1986
- 699 at Texas Tech Nov. 9, 1985
- 687 Texas A&M Nov. 19, 1977
- 684 at Houston Oct. 25, 2003
- 658 Arkansas Oct. 3, 1970
- 651 at Texas Nov. 15, 1969
- 637 Northwestern Sept. 2, 2004
- 636 SMU Sept. 28, 1985

FEWEST TOTAL OFFENSE YARDS—GAME

- 32 at Hardin-Simmons Nov. 4, 1932
- 5 at Texas Tech Sept. 24, 1955
- 8 Texas Tech Oct. 25, 1930
- 12 at Arkansas Oct. 4, 1941
- 12 at Texas A&M Oct. 18, 1930

TOTAL OFFENSE YARDS OFFENSE—SEASON

- 6,123 2022
- 5,547 2016
- 5,179 2015

FEWEST TOTAL OFFENSE YARDS—SEASON

- 1,093 1932

SCORING

POINTS SCORED—GAME

- 81 Texas Nov. 16, 1974

POINTS SCORED—SEASON

- 435 2022

FEWEST POINTS SCORED—SEASON

- 55 1966

TOUCHDOWNS SCORED—GAME

- 11 Texas Nov. 16, 1974

TOUCHDOWNS SCORED—SEASON

- 55 2022
- 55 1977

FEWEST TOUCHDOWNS SCORED—SEASON

- 3 1932

FIELD GOALS ATTEMPTED—GAME

- 6 Northwestern Sept. 2, 2004
- 6 Tulsa Oct. 18, 1980

FIELD GOALS ATTEMPTED—SEASON

- 30 1981

FEWEST FIELD GOALS ATTEMPTED—SEASON

- 0 1953

FIELD GOALS MADE—GAME

- 5 at Oklahoma State Oct. 27, 2012
- 5 at Arkansas Oct. 1, 1988

FIELD GOALS MADE—SEASON

- 24 2013

FEWEST FIELD GOALS MADE—SEASON

- 0 7 times, last: 1957

PATS ATTEMPTED—GAME

- 11 Texas Nov. 16, 1974

PATS ATTEMPTED—SEASON

- 56 1976 (made 53)

FEWEST PATS ATTEMPTED—SEASON

- 3 1932

PATS MADE—GAME

- 10 at Texas Tech Sept. 18, 2004
- 10 Texas Nov. 16, 1974

PATS MADE—SEASON

- 53 1976

FEWEST PATS MADE—SEASON

- 0 1932

PUNTING

PUNTS—GAME

- 20 Mississippi State Oct. 24, 1936
- 18 Tulsa Nov. 11, 1939

FEWEST PUNTS—GAME

- 0 at Houston Nov. 1, 1980

PUNTS—SEASON

- 138 1936

FEWEST PUNTS—SEASON

- 36 1961

TURNOVERS

TURNOVERS—GAME

- 10 Kansas (6 int., 4 fum.) Sept. 18, 1949
- 9 at Houston (5 int., 4 fum.) Oct. 31, 1992

FUMBLES

FUMBLES—GAME

- 11 at Centenary Nov. 6, 1937 (lost 7)
- 10 at Houston Oct. 30, 1976 (lost 5)

FUMBLES—SEASON

- 53 1974

FEWEST FUMBLES—SEASON

- 9 1995

FUMBLES LOST—GAME

- 7 at Texas A&M Oct. 21, 1944 (9 total)
- 7 at Centenary Nov. 6, 1937 (11 total)
- 6 at Northwestern Sept. 7, 2002 (6 total)
- 5 many times

FUMBLES LOST—SEASON

- 27 1978

OPPONENT INDIVIDUAL OFFENSIVE RECORDS (ALL-TIME)

INDIVIDUAL PASSING

ATTEMPTS—GAME

- 65 Jimmy Klingler, Houston, 1992
- 63 Andre Ware, Houston, 1989
- 62 Brett Basanez, Northwestern, 2004
- 62 Stoney Case, New Mexico, 1994
- 62 David Klingler, Houston, 1991
- 55 Bryce Petty, Baylor, 2014
- 55 Dan Robinson, Hawai'i, 1999
- 55 Tom Muecke, Baylor, 1984
- 54 Geno Smith, West Virginia, 2012
- 53 David Klingler, Houston, 1990

COMPLETIONS—GAME

- 42 Andre Ware, Houston, 1989
- 42 Jimmy Klingler, Houston, 1992
- 39 Brett Basanez, Northwestern, 2004
- 37 Stoney Case, New Mexico, 1994
- 36 David Klingler, Houston, 1990
- 35 Chuck Clements, Houston, 1995
- 32 Geno Smith, West Virginia, 2012
- 32 Gary Kubiak, Texas A&M, 1982
- 31 Ryan Willis, Kansas, 2016
- 31 Dan Freiburger, SMU, 1992
- 31 Shawn Bell, Baylor, 2006

YARDS—GAME

- 563 David Klingler, Houston, 1990
- 517 John Beck, BYU, 2005
- 513 Brett Basanez, Northwestern, 2004
- 510 Bryce Petty, Baylor, 2014
- 490 Sean Covey, BYU, 1988
- 477 Andre Ware, Houston, 1989
- 441 Sonny Cumbie, Texas Tech, 2004
- 434 Kevin Kolb, Houston, 2003
- 429 David Klingler, Houston, 1991
- 422 Billy Tolliver, Texas Tech, 1985

TOUCHDOWNS PASSING—GAME

- 7 Seth Doege, Texas Tech, 2012
- 7 David Klingler, Houston, 1990
- 6 Bryce Petty, Baylor, 2014
- 6 Andre Ware, Houston, 1989

COMPLETION PERCENTAGE—GAME (MIN. 15 ATT.)

- 80.0 Matt Kiefer, Missouri, 1990
(28-of-35)
- 80.0 Bubba McGallion, Houston, 1976
(12-of-15)
- 79.2 Brock Purdy, Iowa State, 2019
(19-of-24)
- 77.7 Roch Hontas, Tulane, 1979
(28-of-36)
- 77.7 Robert Griffin III, Baylor, 2011
(21-of-27)

PASSES INTERCEPTED—GAME

- 5 Garrett Gilbert, SMU, 2012
- 5 Jimmy Klingler, Houston, 1992
- 5 Tommy Kramer, Rice, 1975
- 5 Chuck Hixson, SMU, 1970
- 5 Jim Barnes, Centenary, 1940

INDIVIDUAL RUSHING

CARRIES—GAME

- 43 Anthony Hutchison, Texas Tech, 1982
- 37 Johnny Hector, Texas A&M, 1980
- 36 Keylon Kincade, SMU, 2002
- 36 Eric Metcalf, Texas, 1987
- 35 Bijan Robinson, Texas, Oct. 3, 2021
- 35 Trevor Cobb, Rice, 1992

YARDS—GAME

- 242 Breece Hall, Iowa State, 2021
- 233 Bam Morris, Texas Tech, 1993
- 230 Curtis Dickey, Texas A&M, 1978
- 226 Sloan Hood, Houston, 1985
- 223 Chubba Hubbard, Oklahoma State, 2019

TOUCHDOWNS RUSHING—GAME

- 5 Billy Taylor, Texas Tech, 1977

YARDS PER CARRY—GAME (min. 10 att)

- 13.4 Breece Hall, Iowa State, 2021
- 12.3 June Henley, Kansas, 1995
- 12.1 Darren Lewis, Texas A&M, 1987
- 11.6 Jerry Eckwood, Arkansas, 1975
- 11.5 Earnest Jackson, Texas A&M, 1981

INDIVIDUAL RECEIVING

RECEPTIONS—GAME

- 19 Manny Hazard, Houston, 1989
- 13 Brent Leonard, Louisiana-Monroe, 2011
- 13 Manny Hazard, Houston, 1990
- 13 Tom Waddle, Boston College, 1988
- 12 Darius Johnson, SMU, 2011
- 12 Kendall Wright, Baylor, 2011
- 12 Mark Philmore, Northwestern, 2004
- 12 Jason Phillips, Houston, 1987
- 11 Tyler Lockett, Kansas State, 2014
- 11 Jeremy Johnson, SMU, 2013
- 11 Tavon Austin, West Virginia, 2012
- 11 Jovon Bouknight, Wyoming, 2005
- 11 Will Ursin, Tulane, 1993
- 11 Sam Smith, Houston, 1992
- 11 James Grant, Houston, 1991
- 11 James Dixon, Houston, 1988
- 11 Jason Phillips, Houston, 1988
- 11 Earl Cooper, Rice, 1979

RECEIVING YARDS—GAME

- 257 Dennis Northcutt, Arizona, 1999
- 232 Brandon Middleton, Houston, 2003
- 215 Sterling Shepard, Oklahoma, 2014
- 211 Jarrett Hicks, Texas Tech, 2004
- 206 Manuel Johnson, Oklahoma, 2008
- 202 Jonathan Fields, Northwestern, 2004
- 202 Matt Bellini, BYU, 1988
- 201 Stanley Morgan, Tennessee, 1973
- 196 Jake Wieneke, South Dakota State, 2016
- 194 Manny Hazard, Houston, 1989

TOUCHDOWNS RECEPTIONS—GAME

- 4 Don Bass, Houston, 1976
- 3 Jadon Haselwood, Oklahoma, 2021
- 3 JJ Arcega-Whiteside, Stanford, 2017
- 3 James Washington, Oklahoma State, 2015
- 3 Eric Ward, Texas Tech, 2012
- 3 Josh Lenz, Iowa State, 2012
- 3 Manuel Johnson, Oklahoma, 2008
- 3 Todd Watkins, BYU, 2005
- 3 Jonathan Fields, Northwestern, 2004
- 3 Dennis Northcutt, Arizona, 1999
- 3 Raymond Bonner, Baylor, 1992
- 3 Michael Grant, Houston, 1990
- 3 Manny Hazard, Houston, 1989
- 3 Ansel Cole, Texas Tech, 1985
- 3 Alton Baldwin, Arkansas, 1945

AVG. GAIN PER RECEPTION—GAME (MIN. 3 REC.)

- 41.7 Vincent Brown, San Diego State, 2010
(4-for-167 yards)
- 41.2 Manuel Johnson, Oklahoma, 2008
(5-for-206 yards)
- 38.7 Brandon Middleton, Houston, 2003
(6-for-232 yards)
- 38.6 Tom Scott, Washington, 1971
(3-for-116 yards)
- 38.6 Mark Zeno, Tulane, 1986
(3-for-116 yards)

INDIVIDUAL TOTAL OFFENSE

PLAYS—GAME

- 78 David Klingler, Houston, 1991
- 77 Stoney Case, New Mexico, 1994
- 70 Jimmy Klingler, Houston, 1992
- 69 Brett Basanez, Northwestern, 2004
- 67 Andre Ware, Houston, 1989
- 65 Bryce Petty, Baylor, 2014
- 64 Geno Smith, West Virginia, 2012
- 63 David Klingler, Houston, 1990
- 63 Tom Muecke, Baylor, 1984

TOTAL OFFENSE YARDS—GAME

- 625 David Klingler, Houston, 1990
- 578 Kevin Kolb, Houston, 2003
- 548 Brett Basanez, Northwestern, 2004
- 533 Bryce Petty, Baylor, 2014
- 509 John Beck, BYU, 2005
- 507 Andre Ware, Houston, 1989
- 484 Terrence Jones, Tulane, 1986
- 479 Sean Covey, BYU, 1988
- 464 Stoney Case, New Mexico, 1994
- 435 Sonny Cumbie, Texas Tech, 2004

TOUCHDOWNS RESPONSIBLE FOR—GAME

- 7 Seth Doege, Texas Tech, 2012
- 7 David Klingler, Houston, 1990
- 6 Bryce Petty, Baylor, 2014
- 6 Andre Ware, Houston, 1989
- 5 Robert Griffin III, Baylor, 2011
- 5 John Beck, BYU, 2005
- 5 Richard Irvin, Tulane, 2004
- 5 Darrrell Hackney, UAB, 2004
- 5 Kevin Kolb, Houston, 2003
- 5 Billy Joe Tolliver, Texas Tech, 1985
- 5 Billy Taylor, Texas Tech, 1977

TOUCHDOWNS SCORED—GAME

- 5 Billy Taylor, Texas Tech, 1977
- 4 _____ many times

INDIVIDUAL KICKING

FIELD GOALS ATTEMPTED—GAME

- 6 Brian Huffman, Northwestern, 2004
- 6 Stu Crum, Tulsa, 1980
- 5 _____ five different players

FIELD GOALS MADE—GAME

- 5 Quinn Sharp, Oklahoma State, 2012
- 5 Kendall Trainor, Arkansas, 1988
- 4 _____ five different players,
last: Cameron Dicker, Texas, 2021

PATS ATTEMPTED—GAME

- 10 Alex Trlica, Texas Tech, 2004
- 10 Billy Schott, Texas, 1974
- 9 _____ many times

PATS MADE—GAME

- 10 Alex Trlica, Texas Tech, 2004
- 10 Billy Schott, Texas, 1974
- 9 _____ three different players, last:
Scott Slater, Texas A&M, 1986

LONGEST PLAYS (ALL-TIME)

TCU'S LONGEST PLAYS _____

RUSHING

1. 93 Darius Anderson vs. Ohio State, 2018
2. 89 Kendre Miller vs. Louisiana Tech, 2020
- 89 LaDainian Tomlinson vs. UTEP, 2000
- 89 LaDainian Tomlinson vs. San Jose St., 1999
5. 87 Andre Davis vs. New Mexico, 1994
6. 86 Aaron Green vs. Kansas State, 2015
7. 83 Jalen Reagor vs. Oklahoma State, 2018
8. 82 Cy Leland vs. Abilene Christian, 1930
- 82 Kenneth Davis vs. North Texas, 1984
- 82 Tony Jeffery vs. Houston, 1987
11. 81 Max Duggan vs. Texas Tech, 2020
- 81 Tony Jeffery vs. Tulane, 1986
13. 80 Corey Connally vs. Houston, 2001
- 80 LaDainian Tomlinson vs. Tulsa, 1999
- 80 Curtis Modkins vs. New Mexico, 1992
- 80 Tony Jeffery vs. Baylor, 1987
- 80 Marcus Gilbert vs. Auburn, 1981
- 80 Ken Wineburg vs. Kansas, 1956
- 80 Jim Swink vs. Kansas, 1955

PASSING

1. 99 Scott Ankrom to James Maness, vs. Rice, 1984
2. 98 Brandon Hassell to Reggie Harrell, vs. Arizona, 2003
3. 94 Trevone Boykin to Josh Boyce vs. West Virginia, 2012
4. 93 Kenny Hill to Jalen Reagor vs. Stanford, 2017
- 93 Andy Dalton to Josh Boyce vs. Utah, 2010
6. 92 Trevone Boykin to Deante' Gray vs. Texas Tech, 2014
7. 89 Max Knake to Jimmy Oliver, vs. Texas Tech, 1994
8. 88 Leon Clay to Kyle McPherson, vs. Arkansas, 1990
- 88 Matt Vogler to Kyle McPherson, vs. Houston, 1990
10. 86 Bram Kohlhausen to KaVontae Turpin vs. Oklahoma, 2015
- 86 Leon Clay to Stephen Shipley, vs. Air Force, 1989
12. 84 Trevone Boykin to Josh Doctson vs. Oklahoma State, 2014
- 84 Marcus Jackson to Aaron Brown, vs. Baylor, 2006
- 84 Jeff Ballard to Michael DePriest, vs. Iowa State, 2005
15. 82 Tye Gunn to Michael DePriest, vs. Northwestern, 2004
- 82 Steve Stamp to Stanley Washington, vs. Texas Tech, 1980

PUNT RETURNS

1. 93 Cy Leland vs. Baylor, 1929
2. 90 KaVontae Turpin vs. Kansas, 2017
- 90 Jim Shofner vs. Ohio State, 1957
4. 89 Danny Colbert vs. Oklahoma St., 1970
5. 85 LaVar Veale vs. Nevada, 2000
6. 83 Jim Lucas vs. Rice, 1943
7. 82 Derius Davis, vs. Texas Tech, 2022
8. 81 KaVontae Turpin vs. South Dakota State, 2016
- 81 Linzy Cole vs. Texas Tech, 1969
10. 78 KaVontae Turpin vs. SMU, 2018
11. 76 Desmon White vs. Stanford, 2017
12. 73 Jalen Reagor vs. Kansas, 2019
- 73 Derius Davis vs. Southern, 2018
14. 71 Jeremy Kerley vs. SMU, 2009

KICKOFF RETURNS

1. 105 Charles Casper vs. Texas, 1933
2. 100 Derius Davis vs. West Virginia, 2021
- 100 B.J. Catalon vs. LSU, 2013
- 100 Cory Rodgers vs. BYU, 2005
- 100 LaTarence Dunbar vs. SMU, 2000
- 100 Frank Horak vs. Texas Tech, 1965
- 100 Phillip Epps vs. Rice, 1978
- 100 Carl Knox vs. Oklahoma A&M, 1946
9. 99 KaVontae Turpin vs. Oklahoma, 2018
- 99 Greg McCoy vs. UNLV, 2011

INTERCEPTION RETURNS

1. 99 Quincy Butler vs. Southern Miss, 2004
2. 98 Vernon Scott at Oklahoma, 2019
3. 94 Jeff Gladney vs. Texas Tech, 2017
4. 85 Falanda Newton vs. Houston, 1986
5. 83 Lyle Blackwood vs. Washington, 1971
6. 82 Anthony Hickman vs. New Mexico, 1991
7. 80 Billy Fondren vs. Texas, 1968
8. 78 LaVar Veale vs. Tulsa, 1998
9. 77 Paul Llewellyn vs. Bowling Green, 1988
10. 75 Rico Wesley vs. Baylor, 1992
- 75 Dennis McGehee vs. Nebraska, 1975

FUMBLE RETURNS

1. 95 Larry Terrell vs. Rice, 1959
2. 89 Charlie Owens vs. Texas A&M, 2001
3. 80 Robert Lyles vs. Texas, 1983
4. 65 Curtis Fuller vs. Colorado St., 1998
5. 60 Blair Cherry vs. Rice, 1923
6. 58 Marvin Lasater vs. Rice, 1958
7. 56 Josh Carraway vs. Baylor, 2015
8. 55 Reginald Cottingham vs. Texas, 1980

FIELD GOALS

1. 57 Jaden Oberkrom vs. West Virginia, 2015
- 57 Michael Reeder vs. UTEP, 1996
3. 56 Jaden Oberkrom vs. Kansas State, 2013
- 56 Steve Mormon vs. Oregon, 1977
5. 54 Griffin Kell, vs. Iowa State, 2022
6. 53 Jaden Oberkrom vs. Minnesota, 2015
- 53 Jaden Oberkrom vs. Michigan State, 2012
8. 52 Griffin Kell vs. Texas, 2019
- 52 Peter LoCoco vs. Wyoming, 2005
- 52 Michael Reeder vs. Kansas, 1996
- 52 Michael Reeder vs. UTEP, 1997
- 52 Ken Ozee vs. Texas, 1982
- 52 Greg Porter vs. Utah State, 1981
14. 51 Chris Manfredini, vs. Wyoming, 2007
- 51 Michael Reeder vs. UTEP, 1996
- 51 Jeff Wilkinson vs. Houston, 1992
- 51 Ken Ozee vs. Baylor, 1982
18. 50 Jaden Oberkrom vs. Kansas State, 2015
- 50 Jaden Oberkrom vs. Iowa State, 2012
- 50 Ross Evans vs. New Mexico, 2008
- 50 Nick Browne vs. Vanderbilt, 2003
- 50 Nick Browne vs. Cincinnati, 2002
- 50 Nick Browne vs. Louisville, 2001
- 50 Chris Kaylakie vs. Vanderbilt, 1998
- 50 Ken Ozee vs. SMU, 1982
- 50 Steve Mormon vs. Baylor, 1977
- 50 Berl Simmons vs. Texas Tech, 1971

PUNTING

1. 94 Carl Knox vs. Oklahoma A&M, 1947
2. 85 Sammy Baugh vs. SMU, 1934
3. 82 Jim Fauver vs. Kansas, 1964
4. 79 Joey Biasatti vs. Nevada, 2000
- 79 Cameron Young vs. Texas, 1977
6. 78 Grassy Hinton vs. Abilene Christian, 1930
7. 77 Carl Knox vs. Texas, 1946
- 77 Chris Becker vs. Baylor, 1986
9. 74 Royce Huffman vs. North Carolina, 1997
- 74 James Gargus vs. Houston, 1983

OPPONENT'S LONGEST PLAYS _____

RUSHING

1. 96 Chris Gilbert, Texas, 1967
2. 95 Greg Hill, Texas A&M, 1993
3. 93 King Hill, Rice, 1957
4. 92 Chubba Hubbard, Oklahoma State, 2019
5. 90 Darrell Smith, Texas A&M, 1976
- 90 Donnie Anderson, Texas Tech, 1964
7. 87 Isaac Wallace, South Dakota State, 2016
8. 82 Terry Orr, Texas, 1984

PASSING

1. 97 Kevin O'Connell to Chaz Shilens, San Diego State, 2007
2. 95 Fred Mortenson to John Jefferson, Arizona State, 1975
3. 89 Doug Samuels to Eric McPherson, Utah State, 1981
- 89 Joe Jack Pearce to Raymond Reeves, Baylor, 1931
5. 88 Rodney Allison to Brian Nelson, Texas Tech, 1976
6. 87 Jimmy Williams to Derek Russell, Arkansas, 1988

PUNT RETURNS

1. 95 Josh Stewart, Oklahoma State, 2013
2. 92 Lawrence Elkins, Baylor, 1962
- 92 Fred Jacobs, Rice, 1942
4. 89 Jerry Levias, SMU, 1968
5. 87 Sam Simmons, Northwestern, 1999
6. 84 LaDoughyous McCalla, Rice, 1997
- 84 Leonard Harris, Texas Tech, 1983
- 84 Arthur Whittington, SMU, 1974

KICKOFF RETURN

1. 100 Fred Smith, Tulane, 2003
- 100 Jason Wright, Northwestern, 2002
3. 99 Carl Swierc, Rice, 1973
- 99 Macon Hughes, Rice, 1970
5. 98 DeVondrick Nealy, Iowa State, 2013
- 98 Kim Phillips, North Texas, 1986

INTERCEPTION RETURNS

1. 100 Bill Hobbs, Texas A&M, 1967
2. 99 Joe Joiner, Baylor, 1945
3. 97 Kenny Bryant, Oregon, 1977
4. 95 David Verner, Oklahoma State, 1993
- 95 Howard Fields, Baylor, 1979

FIELD GOALS

1. 59 Jake Moody, Michigan, 2022
2. 57 Ryan Harrison, Air Force, 2007
3. 56 Mike Dean, Texas, 1974
4. 55 Ken Vinyard, Texas Tech, 1966
5. 54 Aaron Elling, Wyoming, 1998

PUNTING

1. 81 Dave Sherer, SMU, 1957
2. 80 Clinton Parsons, Rice, 1990

MISCELLANEOUS RECORDS (ALL-TIME)

SINGLE-GAME SCORING

POINTS SCORED

- 82 vs. Texas Tech, 2014 (82-27)
- 70 vs. Stephen F. Austin, 2015 (70-7)
- 69 vs. New Mexico, 2011 (69-0)
- 68 vs. Austin College, 1932 (68-0)
- 67 vs. Stephen F. Austin, 2008 (67-7)
- 66 vs. New Mexico, 2010 (66-17)
- 63 vs. Jackson State, 2017 (63-0)
- 62
- 62 at Baylor, 2016 (62-22)
- 62 vs. Tennessee Tech, 2010 (62-7)
- 62 vs. Houston, 2003 (62-55)
- 62 vs. SMU, 2000 (62-7)
- 62 vs. Utah State, 1984 (62-18)
- 62 vs. Abilene Christian, 1930 (62-0)

POINTS ALLOWED

- 81 vs. Texas, 1974 (16-81)
- 74 vs. Texas A&M, 1986 (10-74)
- 72 vs. Texas, 1915 (0-72)
- 70 vs. Texas Tech, 2004 (35-70)
- 69 vs. Texas, 1969 (7-69)
- 66 vs. Penn State, 1971 (14-66)
- 65 vs. Georgia, 2023 (7-65)
- 64 vs. Nebraska, 1976 (10-64)
- 63 vs. Oklahoma State, 2021 (17-63)
- 63 vs. Texas Tech, 1985 (7-63)
- 63 vs. Houston, 1978 (6-63)
- 63 vs. Centre College, 1920 (7-63)

POINTS-COMBINED

- 119 at Baylor, 2014 (58-61)
- 117 vs. Houston, 2003 (62-55)
- 109 vs. Texas Tech, 2014 (82-27)
- 109 vs. Texas Tech, 2012 (53-56, 3ot)
- 107 at Texas Tech, 2015 (55-52)
- 105 vs. Texas Tech, 2004 (35-70)
- 101 vs. BYU (OT), 2005 (51-50)
- 100 vs. South Dakota, 2016 (59-41)
- 98 vs. Oklahoma, 2016 (46-52)
- 98 vs. Baylor, 2011 (48-50)
- 97 at Kansas State, 2015 (52-45)
- 97 vs. Texas, 1974 (16-81)
- 96 vs. Michigan, 2022 (51-45)
- 95 vs. Houston, 1992 (46-49)
- 94 vs. Houston, 1991 (49-45)

LARGEST MARGIN VICTORY

- 69 vs. New Mexico, 2011 (69-0)
- 68 vs. Austin College, 1932 (68-0)
- 63 vs. Jackson State, 2017 (63-0)
- 63 vs. Stephen F. Austin, 2015 (70-7)
- 62 vs. Abilene Christian, 1930 (62-0)
- 61 vs. Daniel Baker, 1929 (61-0)
- 60 vs. Stephen F. Austin, 2008 (67-7)
- 59 vs. Austin College, 1917 (59-0)
- 59 vs. Deaf & Dumb Inst., 1908 (59-0)
- 56 at SMU, 2014 (56-0)
- 56 vs. Grambling State, 2012 (56-0)
- 55 vs. Texas Tech, 2014 (82-27)
- 55 vs. Tennessee Tech, 2010 (62-7)
- 55 vs. SMU, 2000 (62-7)
- 55 vs. Daniel Baker, 1932 (55-0)

LARGEST MARGIN DEFEAT

- 72 vs. Texas, 1915 (0-72)
- 65 vs. Texas, 1974 (16-81)
- 64 vs. Texas A&M, 1986 (10-74)
- 62 vs. Texas, 1969 (7-69)
- 62 vs. Ohio State, 1969 (0-62)
- 58 vs. Georgia, 2022 (7-65)
- 58 vs. Penn State, 1978 (0-58)
- 58 vs. Texas, 1970 (0-58)
- 57 vs. Houston, 1978 (6-63)
- 56 vs. Texas A&M, 1993 (3-59)
- 56 vs. Texas Tech, 1985 (7-63)

WINS/LOSSES

UNDEFEATED AND UNTIED TEAM

- 2010 13-0-0
- 1938 11-0-0

UNDEFEATED BUT TIED TEAMS

- 1932 10-0-1
- 1929 9-0-1
- 1899 0-0-1

LONGEST UNDEFEATED STREAK

- 20 1928-30

VICTORIES-SEASON

- 13 2022
- 13 2010
- 12 1935, 2009, 2014
- 11 1938, 2003, 2005, 2006, 2008, 2011, 2015, 2017
- 10 1932, 1933, 2000, 2002

LOSSES-SEASON

- 11 1976
- 10 1975, 1980, 1997

LONGEST WINNING STREAK

- 16 2014-15

LONGEST LOSING STREAK

- 20 1974-75

LONGEST HOME WINNING STREAK

- 22 2007-11
- 14 2014-16
- 13 2001-03

LONGEST ROAD NON-LOSING STREAK

- 14 1928-31

LONGEST HOME NON-WINNING STREAK

- 16 1977-80

LONGEST ROAD NON-WINNING STREAK

- 22 1973-77

SHUTOUTS-SEASON

- 9 1930
- 7 1931, 1932, 1936

SHUTOUTS SUFFERED-SEASON

- 5 1902, 1903, 1904, 1906
- 4 1898, 1919, 1924, 1947

CONSECUTIVE SHUTOUTS

- 6 1930

CONSECUTIVE SHUTOUTS SUFFERED

- 12 1898-03

ATTENDANCE

HOME ATTENDANCE-SEASON TOTAL

- 316,179 2016
- 313,036 2014
- 280,604 2015
- 279,373 2022
- 276,281 2012
- 276,704 2021
- 264,481 2017
- 261,587 2013
- 257,288 2019
- 257,205 2018

HOME ATTENDANCE-SEASON AVERAGE

- 46,767 2015
- 46,562 2022
- 46,047 2012
- 45,168 2016
- 44,719 2014
- 44,080 2017
- 43,598 2013
- 42,881 2019
- 42,868 2018
- 42,466 2010

TEAM BOWL RECORDS (ALL-TIME)

SCORING

POINTS SCORED

- 51 vs. Michigan, 2022 CFP Semifinal, Fiesta Bowl
- 47 vs. Oregon, 2016 Alamo Bowl
- 42 vs. Ole Miss, 2014 Peach Bowl
- 39 vs. Stanford, 2017 Alamo Bowl
- 37 vs. Northern Illinois, 2006 Poinsettia Bowl

POINTS ALLOWED

- 63 vs. Centre College, 1921 Fort Worth Dixie Classic
- 41 vs. Oregon, 2016 Alamo Bowl
- 40 vs. Georgia, 1942 Orange Bowl
- 37 vs. Stanford, 2017 Alamo Bowl
- 34 vs. Boise State, 2003 Fort Worth Bowl
- 34 vs. Oklahoma A&M, 1945 Cotton Bowl

TOUCHDOWNS SCORED

- 7 vs. Michigan, 2022 CFP Semifinal, Fiesta Bowl
- 6 vs. Ole Miss, 2014 Peach Bowl
- 5 vs. Stanford, 2017 Alamo Bowl
- 5 vs. Oregon, 2016 Alamo Bowl
- 5 vs. Northern Illinois, 2006 Poinsettia Bowl
- 4 vs. Louisiana Tech, 2011 Poinsettia Bowl
- 4 vs. Boise State, 2003 Fort Worth Bowl
- 4 vs. USC, 1998 Sun Bowl
- 4 vs. Syracuse, 1957 Sun Bowl
- 4 vs. Georgia, 1942 Orange Bowl

OFFENSE

OFFENSIVE PLAYS

- 94 vs. Oregon, 2016 Alamo Bowl
- 87 vs. Boise State, 2008 Poinsettia Bowl
- 86 vs. Boise State, 2003 Fort Worth Bowl
- 80 vs. Cal, 2018 Cheez-It Bowl
- 80 vs. Louisiana Tech, 2011 Poinsettia Bowl
- 80 vs. Colorado State, 2002 Liberty Bowl

TOTAL OFFENSE YARDS

- 545 vs. Oregon, 2016 Alamo Bowl
- 494 vs. Boise State, 2003 Fort Worth Bowl
- 488 vs. Michigan, 2022 CFP Semifinal, Fiesta Bowl
- 488 vs. Stanford, 2017 Alamo Bowl
- 456 vs. Northern Illinois, 2006 Poinsettia Bowl

FIRST DOWNS

- 28 vs. Boise State, 2008 Poinsettia Bowl
- 27 vs. Oregon, 2016 Alamo Bowl
- 26 vs. Boise State, 2003 Fort Worth Bowl
- 24 vs. Ole Miss, 2014 Peach Bowl
- 23 vs. Northern Illinois, 2006 Poinsettia Bowl

PASSING

PASSING YARDS

- 371 vs. Oregon, 2016 Alamo Bowl
- 341 vs. Stanford, 2017 Alamo Bowl
- 275 vs. Iowa State, 2005 Houston Bowl
- 272 vs. Boise State, 2009 Fiesta Bowl
- 258 vs. Northern Illinois, 2006 Poinsettia Bowl

PASS ATTEMPTS

- 47 vs. Oregon, 2016 Alamo Bowl
- 44 vs. Boise State, 2009 Fiesta Bowl
- 41 vs. Stanford, 2017 Alamo Bowl
- 37 vs. Ole Miss, 2014 Peach Bowl
- 36 vs. Boise State, 2008 Poinsettia Bowl

COMPLETIONS

- 30 vs. Oregon, 2016 Alamo Bowl
- 28 vs. Stanford, 2017 Alamo Bowl
- 27 vs. Ole Miss, 2014 Peach Bowl
- 25 vs. Boise State, 2009 Fiesta Bowl
- 21 vs. Houston, 2007 Texas Bowl
- 21 vs. Iowa State, 2005 Houston Bowl

PASSES INTERCEPTED

- 6 vs. Georgia, 1942 Orange Bowl

RUSHING

RUSHING YARDS

- 314 vs. USC, 1998 Sun Bowl
- 280 vs. Boise State, 2003 Fort Worth Bowl
- 275 vs. Boise State, 2008 Poinsettia Bowl
- 263 vs. Michigan, 2022 CFP Semifinal, Fiesta Bowl
- 262 vs. Cal, 2018 Cheez-It Bowl

CARRIES

- 61 vs. USC, 1998 Sun Bowl
- 59 vs. Cal, 2018 Cheez-It Bowl
- 57 vs. Boise State, 2003 Fort Worth Bowl
- 54 vs. Mississippi, 1956 Cotton Bowl
- 52 vs. Colorado State, 2002 Liberty Bowl

PUNTING

PUNTS

- 14 vs. LSU, 1936 Sugar Bowl

PUNTING AVERAGE

- 49.8 vs. Texas A&M, 2001 galleryfurniture.com Bowl

PENALTIES

PENALTIES

- 14 vs. Iowa State, 2005 Houston Bowl
- 11 vs. Houston, 2007 Texas Bowl
- 11 vs. Texas A&M, 2001 galleryfurniture.com Bowl
- 9 vs. Colorado State, 2002 Liberty Bowl

PENALTY YARDS

- 134 vs. Iowa State, 2005 Houston Bowl
- 87 vs. Texas A&M, 2001 galleryfurniture.com Bowl
- 85 vs. Houston, 2007 Texas Bowl
- 83 vs. Oregon, 2016 Alamo Bowl
- 85 vs. Michigan, 2022 CFP Semifinal, Fiesta Bowl

DEFENSE

FEWEST YARDS RUSHING BY AN OPPONENT

- 23 vs. USC, 1998 Sun Bowl
- 20 vs. Northern Illinois, 2006 Poinsettia Bowl
- 16 vs. East Carolina, 1999 Mobile Alabama Bowl

FEWEST YARDS PASSING BY AN OPPONENT

- 8 vs. Kentucky, 1952 Cotton Bowl
- 50 vs. Colorado State, 2002 Liberty Bowl
- 59 vs. Carnegie Tech, 1939 Sugar Bowl
- 59 vs. LSU, 1936 Sugar Bowl
- 62 vs. Syracuse, 1957 Cotton Bowl
- 80 vs. Northern Illinois, 2006 Poinsettia Bowl

FEWEST TOTAL OFFENSE YARDS BY AN OPPONENT

- 60 vs. Northern Illinois, 2006 Poinsettia Bowl
- 101 vs. LSU, 1936 Sugar Bowl
- 129 vs. Ole Miss, 2014 Peach Bowl
- 139 vs. Colorado State, 2002 Liberty Bowl
- 168 vs. Carnegie Tech, 1936 Sugar Bowl

INDIVIDUAL BOWL RECORDS (ALL-TIME)

OFFENSE

TOTAL OFFENSE YARDS

- 396 Bram Kohlhausen vs. Oregon, 2016 Alamo Bowl
- 374 Kenny Hill vs. Stanford, 2017 Alamo Bowl
- 372 Max Duggan vs. Michigan, 2022 CFP Semifinal, Fiesta Bowl
- 281 Andy Dalton vs. Boise State, 2008 Poinsettia Bowl
- 277 Jeff Ballard vs. Northern Illinois, 2006 Poinsettia Bowl
- 275 Jeff Ballard vs. Iowa State, 2005 Houston Bowl
- 270 Brandon Hassell vs. Boise State, 2003 Fort Worth Bowl
- 266 Andy Dalton vs. Houston, 2007 Texas Bowl
- 247 Andy Dalton vs. Wisconsin, 2011 Rose Bowl
- 238 Trevone Boykin vs. Michigan State, 2012 Buffalo Wild Wings Bowl

OFFENSIVE PLAYS

- 56 Bram Kohlhausen vs. Oregon, 2016 Alamo Bowl
- 51 Andy Dalton vs. Boise State, 2008 Poinsettia Bowl
- 49 Kenny Hill vs. Stanford, 2017 Alamo Bowl
- 49 Jeff Ballard vs. Iowa State, 2005 Houston Bowl
- 45 Brandon Hassell vs. Boise State, 2003 Fort Worth Bowl

SCORING

POINTS SCORED

- 18 Jeff Ballard vs. Northern Illinois, 2006 Poinsettia Bowl
- 16 L.D. Meyer vs. Marquette, 1937 Cotton Bowl
- 16 Bruce Alford vs. Georgia, 1942 Orange Bowl
- 16 Jim Swink vs. Mississippi, 1956 Cotton Bowl

TOUCHDOWNS SCORED

- 3 Jeff Ballard vs. Northern Illinois, 2006 Poinsettia Bowl
- 2 Desmon White vs. Stanford, 2017 Alamo Bowl
- 2 Kenny Hill vs. Stanford, 2017 Alamo Bowl
- 2 John Diarse vs. Georgia, 2016 Liberty Bowl
- 2 Bram Kohlhausen vs. Oregon, 2016 Alamo Bowl
- 2 Josh Doctson vs. Ole Miss, 2014 Peach Bowl
- 2 Cory Rodgers vs. Boise St., 2003 Fort Worth Bowl
- 2 LaDainian Tomlinson vs. Southern Miss, 2000 Mobile Bowl
- 2 LaDainian Tomlinson vs. East Carolina, 1999 Mobile Bowl
- 2 Patrick Batteaux vs. USC, 1998 Sun Bowl
- 2 Basil Mitchell vs. USC, 1998 Sun Bowl
- 2 L.D. Meyer vs. Marquette, 1937 Cotton Bowl
- 2 Bruce Alford vs. Georgia, 1942 Orange Bowl
- 2 Jim Swink vs. Mississippi, 1956 Cotton Bowl

RUSHING

RUSHING YARDS

- 194 Sewo Olonilua vs. Cal, 2018 Cheez-It Bowl
- 185 Basil Mitchell vs. USC, 1998 Sun Bowl
- 150 Emari Demercado vs. Michigan, 2022 CFP Semifinal, Fiesta Bowl
- 124 LaDainian Tomlinson vs. East Carolina, 1999 Mobile Alabama Bowl
- 118 LaDainian Tomlinson vs. Southern Miss, 2000 Mobile Alabama Bowl

CARRIES

- 36 LaDainian Tomlinson vs. East Carolina, 1999 Mobile Alabama Bowl
- 32 Sewo Olonilua vs. Cal, 2018 Cheez-It Bowl
- 28 LaDainian Tomlinson vs. Southern Miss, 2000 Mobile Alabama Bowl
- 28 Patrick Batteaux vs. USC, 1998 Sun Bowl
- 25 Aaron Green vs. Oregon, 2016 Alamo Bowl

PASSING

PASSING YARDS

- 351 Bram Kohlhausen vs. Oregon, 2016 Alamo Bowl
- 314 Kenny Hill vs. Stanford, 2017 Alamo Bowl
- 275 Jeff Ballard vs. Iowa State, 2005 Houston Bowl
- 272 Andy Dalton vs. Boise State, 2009 Fiesta Bowl
- 258 Jeff Ballard vs. Northern Illinois, 2006 Poinsettia Bowl

PASS ATTEMPTS

- 45 Bram Kohlhausen vs. Oregon, 2016 Alamo Bowl
- 44 Andy Dalton vs. Boise State, 2009 Fiesta Bowl
- 40 Kenny Hill vs. Stanford, 2017 Alamo Bowl

- 35 Andy Dalton vs. Boise State, 2008 Poinsettia Bowl
- 33 Jeff Ballard vs. Iowa State, 2005 Houston Bowl

COMPLETIONS

- 28 Bram Kohlhausen vs. Oregon, 2016 Alamo Bowl
- 27 Kenny Hill vs. Stanford, 2017 Alamo Bowl
- 25 Andy Dalton vs. Boise State, 2009 Fiesta Bowl
- 22 Trevone Boykin vs. Ole Miss, 2014 Peach Bowl
- 22 Andy Dalton vs. Boise State, 2008 Poinsettia Bowl

RECEIVING

RECEPTIONS

- 9 Shaun Nixon vs. Oregon, 2016 Alamo Bowl
- 8 Kyle Hicks vs. Stanford, 2017 Alamo Bowl
- 7 Earl Clark vs. Carnegie Tech, 1939 Sugar Bowl
- 7 Adrian Madise vs. Texas A&M, 2001 galleryfurniture.com Bowl
- 6 Quentin Johnston vs. Michigan, 2022 CFP Semifinal, Fiesta Bowl
- 6 Josh Doctson vs. Ole Miss, 2014 Peach Bowl
- 6 Jeremy Kerley vs. Wisconsin, 2011 Rose Bowl
- 6 Walter Bryant vs. Boise State, 2008 Poinsettia Bowl
- 6 Reggie Harrell vs. Boise State, 2003 Fort Worth Bowl
- 6 Quentily Harmon vs. Northern Illinois, 2006 Poinsettia Bowl

RECEIVING YARDS

- 169 Jalen Reagor vs. Stanford, 2017 Alamo Bowl
- 163 Quentin Johnston vs. Michigan, 2022 CFP Semifinal, Fiesta Bowl
- 107 Reggie Harrell vs. Boise State, 2003 Fort Worth Bowl
- 97 Michael DePriest vs. Iowa State, 2005 Houston Bowl
- 94 Quentily Harmon vs. Northern Illinois, 2006 Poinsettia Bowl

PUNTING

PUNTS

- 14 Sammy Baugh vs. LSU, 1936 Sugar Bowl

PUNTING AVERAGE

- 49.8 Joey Biasatti vs. Texas A&M, 2001 galleryfurniture.com Bowl

RETURNS

PUNT RETURNS

- 6 Brian Bonner vs. Northern Illinois, 2006 Poinsettia Bowl

PUNT RETURN YARDS

- 89 Brian Bonner vs. Northern Illinois, 2006 Poinsettia Bowl

KICKOFF RETURNS

- 5 LaDainian Tomlinson vs. USC, 1998 Sun Bowl

KICKOFF RETURN YARDS

- 91 LaDainian Tomlinson vs. USC, 1998 Sun Bowl
- 89 LaTarence Dunbar vs. Texas A&M, 2001 galleryfurniture.com Bowl

INTERCEPTION RETURN YARDS

- 72 Jawuan Johnson vs. Cal, 2018 Cheez-It Bowl

LONGEST INTERCEPTION RETURN

- 72 Jawuan Johnson vs. Cal, 2018 Cheez-It Bowl

TCU IN THE FINAL NATIONAL RANKINGS

1929 (NO. 7)

TCU's first Southwest Conference championship team, led by halfback Cy Leland, quarterback Howard Grubbs and All-America guard Mike Brumbelow, finished the season undefeated (9-0-1) and was placed No. 7 in the nation in an unofficial AP ranking. The familiar AP poll of today was not originated until 1936.

1932 (NO. 4)

The undefeated Horned Frogs (10-0-1) rose to true national prominence in '32 as they romped through the Southwest Conference race with ease and wound up No. 4 in the country in the final rankings of Illustrated Football magazine, the game's leading authority of the era. Six members of the starting line, anchored by All-America guard Johnny Vaught, were named all-conference, as were both halfbacks, Blanford Spearman and Red Oliver. When Pittsburgh was invited to the Rose Bowl over TCU, the Frogs tried to arrange a post-season game against Tulane, another highly regarded team, but nothing came of it.

1933 (NO. 9)

Coach Francis Schmidt produced three teams in the nation's Top 10 during his five seasons at TCU. The 1933 squad was the third. Paced by halfback Charlie Casper, the Frogs rolled to a 9-2-1 record but closed fast with stunning victories over Texas (30-0), Rice (26-3) and SMU (26-6). This finish impressed the syndicated sportswriter Grantland Rice so much he put TCU No. 9 in the final national rankings of his popular annual ratings service known as Grantland Rice's Cities Service Football Guide.

1935 (NO. 1 • NATIONAL CHAMPIONS)

As a TCU lineup produced two All-Americans for the first time – quarterback Sammy Baugh and center Darrell Lester – the Frogs reached the zenith of a national championship in the thrilling season of '35. The Frogs were tabbed No. 1 after the bowl games by the Williamson Rating System, the most authoritative poll in the land at the time. TCU wound up No. 1 after its 3-2 victory over powerful LSU in the Sugar Bowl. The Frogs' only loss had been a narrow one (20-14) to SMU in "The Game of the Century." But when the Mustangs were upset by Stanford 7-0 in the Rose Bowl on New Year's Day, the same afternoon that TCU whipped LSU in New Orleans, Williamson crowned TCU No. 1.

1936 (NO. 5)

Injuries, freaky upsets and a couple of foul-weather scoreless ties couldn't keep Sammy Baugh and center Darrell Lester from repeating as All-American and leading the Frogs to No. 5 in the nation in the final Williamson Rating System. Along the way, Baugh knocked off conference champion Arkansas, rudely upset the nation's last remaining perfect-record team, Santa Clara, and then won a duel with Marquette in the inaugural Cotton Bowl Classic. All of that left the Frogs with a 9-2-2 record.

1938 (NO. 1 • NATIONAL CHAMPIONS)

A dream season. This incredible Frogs team handily went 11-0, including the 15-7 victory over No. 5 Carnegie Tech in the Sugar Bowl. TCU captured every meaningful No. 1 ranking – AP, Williamson, Helms – turned out eight all-conference players on various selections, and three All-Americans, quarterback Davey O'Brien, center Ki Aldrich, and tackle I.B. Hale. O'Brien received the Heisman, Maxwell and Camp trophies. As the true national champions, the Frogs outpolled three other undefeated elevens in '38 – Tennessee, Oklahoma and Duke.

1941 (NO. 10)

Quarterback cohorts Kyle Gillespie and Emery Nix led the Frogs to a 7-2-1 record with the aid of All-America tackle Derrell Palmer and all-conference end Bruce Alford. Their only losses were to top-10 teams, No. 6 Fordham and No. 9 Texas A&M. But later, Nix sparked TCU to a memorable 14-7 upset of No. 1-ranked Texas. Ultimately, at the end of the regular season, the Williamson Rating System thought highly enough of the Frogs to rank them No. 10 in the nation. They became the first Southwest Conference team to play in the Orange Bowl, where they lost a wild one to Georgia, 40-26.

1951 (NO. 10)

Sophomore Ray McKown, running and passing out of the old Dutch Meyer spread formation, carried the Frogs to their most surprising conference title with only a 6-4 record. Still, these Frogs were ranked No. 10 in the nation in the UPI poll at the season's end. In so doing, McKown earned All-America honors, as did Keith Flowers and tackle Doug Conaway. In the Cotton Bowl game, TCU outgained Bear Bryant's Kentucky team by a huge margin, but saw no fewer than five drives stall inside Kentucky's 10-yard line, and were outscored, 20-7.

1955 (NO. 5)

Jim Swink set rushing and scoring records galore as the Frogs loitered the whole season among the nation's elite and won the Southwest Conference championship. In the end, with a 9-1 regular season record, they were ranked No. 3 by the Litkenhouse System, No. 5 by UPI, and No. 6 by AP. Swink was a unanimous All-America halfback and runner-up for the Heisman Trophy and

center Hugh Pitts also made All-America.

1958 (NO. 9)

The Frogs breezed to an 8-2 record and the conference crown behind the passing of Hunter Enis, the running of Jack Spikes and Marvin Lasater, and the line play of All-America tackle Don Floyd. TCU was ranked No. 9 in the final UPI poll and No. 10 by the AP. In the Cotton Bowl game they fought undefeated and No. 6-ranked Air Force to a 0-0 tie.

1959 (NO. 7)

These Frogs basically put three All-Americans on the field with fullback Jack Spikes and tackles Don Floyd, a repeat selection, and Bob Lilly, who would be a unanimous choice in '60. They bruised their way to another 8-2 record, tying Texas and Arkansas for the conference title. When all the votes were in from the final polls, TCU was ranked No. 7 by AP and No. 8 by UPI.

2000 (NO. 18 ESPN/USA TODAY; NO. 21 AP)

LaDainian Tomlinson became one of college football's greatest ball carriers – only the second player in history to rush for more than 2,000 yards in a season and more than 5,000 in a career. Behind "LT," the Frogs sped to a 10-2 season record and the WAC championship. This performance enticed the Dunkel Index, one of the eight selectors for the Bowl Championship Series, to rate the Frogs No. 7 in the nation, their highest ranking in 40 seasons.

2002 (NO. 22 ESPN/USA TODAY; NO. 23 AP)

After a season-opening overtime loss at Cincinnati, the Frogs reeled off 10 wins in their next 11 games. The Frogs gained a share of the Conference USA title and posted an AXA Liberty Bowl win over Colorado State. Linebacker LaMarcus McDonald, the league's Defensive Player of the Year, led a squad that ranked first in the nation in both total defense and in stopping the run.

2003 (NO. 24 ESPN/USA TODAY; NO. 25 AP)

The Frogs reeled off 10 straight wins to open the season, climbing as high as No. 10 in the national rankings. Their success, which included five three-point wins, caught the attention of the nation, as they moved to sixth in the BCS standings, the highest ranking ever for a school from a non-BCS conference. A late season loss at Southern Miss kept the Frogs from winning their second-straight conference title. The Horned Frogs hosted nationally-ranked Boise State in the inaugural PlainsCapital Fort Worth Bowl and dropped an exciting 34-31 contest. Nick Browne was the Conference USA Special Teams Player of the Year and earned All-America accolades. Defensive end Bo Schobel set a school record for sacks while earning second-team All-America honors from the AP. Head coach Gary Patterson was one of three finalists for the Eddie Robinson Coach of the Year honors.

2005 (NO. 9 USA TODAY; NO. 11 AP)

TCU (11-1, 8-0) closed the season ranked ninth by *USA Today* for its highest appearance in a final poll since finishing seventh in the 1959 campaign. TCU opened and closed 2005 with victories over Big 12 bowl teams, winning at Oklahoma and then defeating Iowa State. In its first season of Mountain West Conference play, TCU became just the third team in league history to post an undefeated record (8-0). In the process, TCU captured its first outright league championship since sweeping through the Southwest Conference en route to the 1938 national title. TCU paced the Mountain West Conference with 18 all-conference selections with Cory Rodgers a consensus All-American at kick returner. Gary Patterson was the MWC Coach of the Year with tailback Aaron Brown named Freshman of the Year. Linebacker Jason Phillips and defensive end Tommy Blake were Freshman and Sophomore All-Americans, respectively.

2006 (NO. 21 USA TODAY; NO. 22 AP)

TCU (11-2, 6-2) posted its fourth 10-win season in the last five years. The Frogs became one of just five teams in the nation to reach 11 victories three times in the last four campaigns. The Frogs finished the campaign ranked 21st by the AP and 22nd in the *USA Today* poll. It represented the fifth time in the past seven years that TCU closed the season in the top 25. The Frogs ranked second nationally in total defense (234.9 yards per game) and run defense (60.8 yards per game) while placing third in scoring defense (12.3 points per game). TCU was one of three teams nationally to not allow a 100-yard rushing game by an opposing running back.

2008 (NO. 7 USA TODAY; NO. 7 AP)

TCU finished with its highest national ranking in half a century when it appeared at No. 7 in the final release of the AP and *USA Today* polls. The Frogs reached 10 wins for the fifth time in seven years with an 11-2 record. The only losses came at the hands of then-No. 2 Oklahoma, which played in the BCS Championship Game, and Utah, the nation's only undefeated team at 13-0. A Poinsettia Bowl win over previously-unbeaten Boise State capped off the season. The Horned Frogs featured the nation's top-ranked defensive unit in 2008, leading the nation in total defense for the third time in nine seasons by surrendering just 217.8 yards per game, in addition to topping the country in run defense (47.1 ypg). Junior defensive end Jerry Hughes was a consensus first-team All-America selection

after leading the nation with 15 sacks and six forced fumbles.

2009 (NO. 6 USA TODAY; NO. 6 AP)

The 2009 Frogs experienced the program's most successful season since the 1930's by earning an at-large bid to the Fiesta Bowl—the school's first BCS berth since the system was adopted by major college football. The team finished the year No. 6 in both polls for its best end-of-season ranking since the 1938 national title season following a 17-10 loss to Boise State in the Fiesta Bowl. Three Frogs were named All-Americans, including defensive end Jerry Hughes, who became only the second consensus first-team pick in school history, while Patterson was honored with nine different National Coach of the Year awards. Hughes also reeled in a pair of major national honors in the Ted Hendricks Award and Lott Trophy, while quarterback Andy Dalton was named MWC Offensive Player of the Year. The Hughes-led defense led the nation in total defense (239.7 ypg) for the fourth time in the decade, while the Frog offense broke school records for points scored (38.3 ppg) and total offense (456.7 ypg).

2010 (NO. 2 USA TODAY; NO. 2 AP)

TCU (13-0) defeated Wisconsin, 21-19, in the Rose Bowl to cap its first undefeated season since capturing the 1938 national championship with an 11-0 ledger. It's the first 13-win season at TCU and just the second undefeated and untied campaign in program history. The Frogs finished second in the AP and *USA Today* polls, marking its highest season-ending ranking since 1938. The Frogs posted their third straight top-10 final ranking, marking the first time TCU has finished in the top-10 in three consecutive seasons. TCU is the only school in the nation to finish in both the AP and *USA Today* top 10 the last three years. TCU led the nation in total defense for a third straight year in 2010 and has now finished first in that category more times (five) than any other program since the NCAA began tracking statistics in 1937. Jake Kirkpatrick claimed the Rimington Trophy, given to the nation's best center, while Tejay Johnson became the third consensus first-team All-American in TCU history.

2011 (NO. 13 USA TODAY; NO. 14 AP)

Bolstered by a win at No. 5 Boise State, TCU posted its fourth-straight top-15 finish in both polls in 2011. The Frogs are one of just four schools to finish in the top-15 of both major polls over the last four seasons. The Horned Frogs opened the year No. 14 in the Associated Press poll and No. 15 in the *USA Today*. TCU fell out of the polls after a loss to SMU, but closed the year with eight-straight wins, including a 31-24 triumph over Louisiana Tech in the Poinsettia Bowl. Its biggest win of the season came Nov. 12, when TCU went on the road and defeated No. 5 Boise State. In snapping Boise State's 35-game home winning streak, TCU paved the way for its third-straight Mountain West title.

2014 (NO. 3 USA TODAY; NO. 3 AP)

Behind a high-powered offense and stingy defense, the Horned Frogs closed the season No. 3 nationally, marking its seventh all-time top-five finish. The Horned Frogs went 12-1 and capped their season with a 42-3 rout of No. 9 Ole Miss in the Chick-fil-A Peach Bowl, marking their fifth win over a ranked opponent.

2015 (NO. 7 USA TODAY; NO. 7 AP)

By appearing at No. 7 in both major polls, the Horned Frogs posted their second straight top-10 final ranking. TCU's 11-2 record marked its eighth 11-win campaign in the last 11 seasons. The Horned Frogs closed the year by rallying from a 31-0 halftime deficit for a 47-41, triple-overtime victory over Oregon in the Valero Alamo Bowl. The comeback tied for the largest ever in a bowl game and the second-largest in any FBS game in history. TCU's successful 2015 season came despite suffering a rash of injuries that saw 20 starters sidelined at various points in the year.

2017 (NO. 9 USA TODAY; NO. 9 AP)

Picked to finish fifth in the preseason Big 12 poll, the Horned Frogs proved the prognosticators wrong by placing second in conference play with a 7-2 record and earning a spot in the Big 12 Championship Game. The Horned Frogs were 11-3 overall and capped their season by rallying from an 18-point deficit for a 39-37 victory over Stanford in the Valero Alamo Bowl. TCU was ninth in season-ending polls to become one of just five programs nationally to earn a top-10 final ranking in at least three of the past four seasons.

2022 (NO. 2 USA TODAY; NO. 2 AP)

TCU became the first program from the state of Texas to make the College Football Playoff and first from the Big 12 Conference to reach the CFP National Championship. Picked to finish seventh in the Big 12, the Horned Frogs were No. 2 in the final Associated Press poll. TCU also became the first team to be in the CFP National Championship after starting the season unranked and just the third program since 1998 to play for a national title while beginning the season outside the top 25. TCU's six wins over ranked opponents, including a victory over No. 2 Michigan in the CFP Semifinal at the Vrbo Fiesta Bowl, tied for the national lead.

TCU IN THE ASSOCIATED PRESS POLL

Date	Record	Rank
Nov. 9	5-2-1	18
Nov. 23	7-2-1	18
Nov. 30	7-2-2	16

Rank	Team	Record
1	Minnesota	7-1-0
2	LSU	9-1-0
3	Pittsburgh	8-1-1
4	Alabama	8-0-1
5	Washington	7-2-1
6	Santa Clara	8-1-0
7	Northwestern	7-1-0
8	Notre Dame	6-2-1
9	Nebraska	7-2-0
10	Pennsylvania	7-1-0
11	Duke	9-1-0
12	Yale	7-1-0
13	Dartmouth	7-1-0
14	Duquesne	8-2-0
15	Fordham	5-1-2
16	TCU	9-2-2
17	Tennessee	6-2-2
18	Arkansas	7-3-0
19	Navy	6-3-0
20	Marquette	7-2-0

Date	Record	Rank
Nov. 22	3-4-2	14
Nov. 29	4-4-2	16

Rank	Team	Record
1	Pittsburgh	9-0-1
2	California	10-0-1
3	Fordham	7-0-1
4	Alabama	9-1-0
5	Minnesota	6-2-0
6	Villanova	8-0-1
7	Dartmouth	7-0-2
8	LSU	9-2-0
9	Notre Dame	6-2-1
10	Santa Clara	9-0-0
11	Nebraska	6-1-2
12	Yale	6-1-1
13	Ohio State	6-2-0
14	Arkansas	6-2-2
15	Holy Cross	8-0-2
16	TCU	4-4-2
17	Colorado	8-1-0
18	Rice	6-3-2
19	North Carolina	7-1-1
20	Duke	7-2-1

Date	Record	Rank
Oct. 17	4-0-0	7
Oct. 24	5-0-0	4
Oct. 31	6-0-0	2
Nov. 7	7-0-0	1
Nov. 14	8-0-0	2
Nov. 21	9-0-0	2
Nov. 28	10-0-0	2
Dec. 5	10-0-0	1

Rank	Team	Record
1	TCU	11-0-0
2	Tennessee	11-0-0
3	Duke	9-1-0
4	Oklahoma	10-1-0
5	Notre Dame	8-1-0

6	Carnegie Mellon	7-2-0
7	USC	9-2-0
8	Pittsburgh	8-2-0
9	Holy Cross	8-1-0
10	Minnesota	6-2-0
11	Texas Tech	10-1-0
12	Cornell	5-1-1
13	Alabama	7-1-1
14	California	10-1-0
15	Fordham	6-1-2
16	Michigan	6-1-1
17	Northwestern	4-2-2
18	Villanova	8-0-1
19	Tulane	7-2-1
20	Dartmouth	7-2-0

Date	Record	Rank
Nov. 17	6-2-0	19

Date	Record	Rank
Oct. 12	3-0-0	17
Oct. 19	4-0-0	12
Oct. 26	5-0-0	9
Nov. 16	6-2-0	18

Date	Record	Rank
Nov. 5	5-2-0	13
Nov. 12	5-2-0	13
Nov. 26	5-4-0	11
Dec. 3	6-4-0	11

Rank	Team	Record
1	Tennessee	10-1-0
2	Michigan State	9-0-0
3	Maryland	10-0-0
4	Illinois	9-0-1
5	Georgia Tech	11-0-1
6	Princeton	9-0-0
7	Stanford	9-2-0
8	Wisconsin	7-1-1
9	Baylor	8-2-1
10	Oklahoma	8-2-0
11	TCU	6-5-0
12	California	8-2-0
13	Virginia	8-1-0
14	San Francisco	9-0-0
15	Kentucky	8-4-0
16	Boston	6-4-0
17	UCLA	5-3-1
18	Washington St.	7-3-0
19	Holy Cross	8-2-0
20	Clemson	7-3-0

Date	Record	Rank
Preseason	0-0-0	9

Date	Record	Rank
Sept. 20	1-0-0	20
Oct. 18	3-2-0	20
Oct. 25	4-2-0	17

Date	Record	Rank
Sept. 26	2-0-0	10
Oct. 3	3-0-0	8
Oct. 10	4-0-0	7

Oct. 17	4-1-0	18
Oct. 24	5-1-0	14
Oct. 31	6-1-0	10
Nov. 7	6-1-0	8
Nov. 14	7-1-0	7
Nov. 21	8-1-0	7
Nov. 28	9-1-0	6

Rank	Team	Record
1	Oklahoma	11-0-0
2	Michigan State	9-1-0
3	Maryland	10-1-0
4	UCLA	9-2-0
5	Ohio State	7-2-0
6	TCU	9-2-0
7	Georgia Tech	9-1-1
8	Auburn	8-2-1
9	Notre Dame	8-2-0
10	Ole Miss	10-1-0
11	Pittsburgh	7-4-0
12	Michigan	7-2-0
13	USC	6-4-0
14	Miami (Fla.)	6-3-0
15	Miami (Ohio)	9-0-0
16	Stanford	6-3-1
17	Texas A&M	7-2-1
18	Navy	6-2-1
19	West Virginia	8-2-0
20	Army	6-3-0

Date	Record	Rank
Preseason	0-0-0	7
Sept. 24	1-0-0	4
Oct. 1	1-0-0	8
Oct. 8	2-0-0	4
Oct. 15	3-0-0	4
Oct. 22	3-1-0	10
Nov. 5	4-2-0	17
Nov. 19	5-3-0	18
Nov. 26	6-3-0	14
Dec. 3	7-3-0	14

Rank	Team	Record
1	Oklahoma	10-0-0
2	Tennessee	10-1-0
3	Iowa	9-1-0
4	Georgia Tech	10-1-0
5	Texas A&M	9-0-1
6	Miami (Fla.)	8-1-1
7	Michigan	7-2-0
8	Syracuse	7-2-0
9	Michigan State	7-2-0
10	Oregon State	7-3-1
11	Baylor	9-2-0
12	Minnesota	6-1-2
13	Pittsburgh	7-3-1
14	TCU	8-3-0
15	Ohio State	6-3-0
16	Navy	6-1-2
17	George Washington	8-1-1
18	USC	8-2-0
19	Clemson	7-2-2
20	Colorado	8-2-1

Date	Record	Rank
Sept. 30	1-0-1	18
Nov. 11	4-2-1	17

Date	Record	Rank
Preseason	0-0-0	8
Sept. 22	1-0-0	6

Oct. 13	3-1-0	20
Oct. 20	4-1-0	16
Oct. 27	4-1-0	18
Nov. 3	5-1-0	11
Nov. 10	6-1-0	9
Nov. 17	7-1-0	7
Nov. 24	8-1-0	7
Dec. 1	8-2-0	10

Rank	Team	Record
1	LSU	11-0-0
2	Iowa	8-1-1
3	Army	8-0-1
4	Auburn	9-0-1
5	Oklahoma	10-1-0
6	Air Force	9-0-2
7	Wisconsin	7-1-1
8	Ohio State	6-1-2
9	Syracuse	8-2-0
10	TCU	8-2-1
11	Ole Miss	9-2-0
12	Clemson	8-3-0
13	Purdue	6-1-2
14	Florida	6-4-1
15	South Carolina	7-3-0
16	California	7-4-0
17	Notre Dame	6-4-0
18	SMU	6-4-0
19	Oklahoma State	8-3-0
20	Rutgers	8-1-0

Date	Record	Rank
Preseason	0-0-0	13
Sept. 21	1-0-0	9
Oct. 19	3-2-0	16
Oct. 26	4-2-0	15
Nov. 2	5-2-0	17
Nov. 9	5-2-0	18
Nov. 16	6-2-0	10
Nov. 23	7-2-0	8
Nov. 30	8-2-0	7
Dec. 7	8-2-0	7

Rank	Team	Record
1	Syracuse	11-0-0
2	Ole Miss	10-1-0
3	LSU	9-2-0
4	Texas	9-2-0
5	Georgia	10-1-0
6	Wisconsin	7-3-0
7	TCU	8-3-0
8	Washington	10-1-0
9	Arkansas	9-2-0
10	Alabama	7-2-2
11	Clemson	9-2-0
12	Penn State	9-2-0
13	Illinois	5-3-1
14	USC	8-2-0
15	Oklahoma	7-3-0
16	Wyoming	9-1-0
17	Notre Dame	5-5-0
18	Missouri	6-5-0
19	Florida	5-4-1
20	Pittsburgh	6-4-0

Date	Record	Rank
Preseason	0-0-0	11

Date	Record	Rank
Oct. 31	6-1-0	20

TCU IN THE ASSOCIATED PRESS POLL

Nov. 7	7-1-0	15
Nov. 14	8-1-0	12
Nov. 21	8-2-0	17

1990

Date	Record	Rank
Oct. 23	5-1-0	24

2000

Date	Record	Rank
Preseason	0-0	20
Aug. 28	0-0	22
Sept. 3	0-0	20
Sept. 10	1-0	20
Sept. 17	2-0	18
Sept. 24	3-0	16
Oct. 1	4-0	14
Oct. 8	5-0	12
Oct. 15	5-0	11
Oct. 22	6-0	11
Oct. 29	7-0	9
Nov. 5	7-1	18
Nov. 12	8-1	15
Nov. 19	9-1	13
Nov. 26	10-1	13
Dec. 3	10-1	13
Postseason	10-2	21

2000 FINAL POLL

Rank	Team	Record
1	Oklahoma	13-0
2	Miami (Fla.)	11-1
3	Washington	11-1
4	Oregon State	11-1
5	Florida State	11-2
6	Virginia Tech	11-1
7	Oregon	10-2
8	Nebraska	10-2
9	Kansas State	11-3
10	Florida	10-3
11	Michigan	9-3
12	Texas	9-3
13	Purdue	8-4
14	Colorado State	10-2
15	Notre Dame	9-3
16	Clemson	9-3
17	Georgia Tech	9-3
18	Auburn	9-4
19	South Carolina	8-4
20	Georgia	8-4
21	TCU	10-2
22	LSU	8-4
23	Wisconsin	9-4
24	Mississippi State	8-4
25	Iowa State	9-3

2002

Date	Record	Rank
Nov. 10	7-1	25
Nov. 17	8-1	22

2002 FINAL POLL

Rank	Team	Record
1	Ohio State	14-0
2	Miami (Fla.)	12-1
3	Georgia	13-1
4	USC	11-2
5	Oklahoma	12-2
6	Texas	11-2
7	Kansas State	11-2
8	Iowa	11-2
9	Michigan	10-3
10	Washington St.	10-3
11	Alabama	10-3
12	N.Carolina State	11-3

13	Maryland	11-3
14	Auburn	9-4
15	Boise State	12-1
16	Penn State	9-4
17	Notre Dame	10-3
18	Virginia Tech	10-4
19	Pittsburgh	9-4
20	Colorado	9-5
21	Florida State	9-5
22	Virginia	9-5
23	TCU	10-2
24	Marshall	11-2
25	West Virginia	9-4

2003

Date	Record	Rank
Preseason	0-0	25
Sept. 1	0-0	25
Sept. 7	2-0	22
Sept. 14	2-0	20
Sept. 21	3-0	19
Sept. 28	4-0	20
Oct. 5	5-0	T18
Oct. 12	6-0	16
Oct. 19	7-0	15
Oct. 26	8-0	15
Nov. 2	8-0	13
Nov. 9	9-0	10
Nov. 16	10-0	10
Nov. 23	10-1	19
Nov. 30	11-1	T18
Dec. 7	11-1	T18

2003 FINAL POLL

Rank	Team	Record
1	USC	12-1
2	LSU	13-1
3	Oklahoma	12-2
4	Ohio State	11-2
5	Miami	11-2
6	Michigan	10-3
7	Georgia	11-3
8	Iowa	10-3
9	Washington State	10-3
10	Miami (Ohio)	13-1
11	Florida State	10-3
12	Texas	10-3
13	Ole Miss	10-3
14	Kansas State	11-4
15	Tennessee	10-3
16	Boise State	13-1
17	Maryland	10-3
18	Purdue	9-4
19	Nebraska	10-3
20	Minnesota	10-3
21	Utah	10-2
22	Clemson	9-4
23	Bowling Green	11-3
24	Florida	8-5
25	TCU	11-2

2005

Date	Record	Rank
Sept. 5	1-0	22
Oct. 10	5-1	25
Oct. 17	6-1	21
Oct. 24	7-1	20
Oct. 31	8-1	20
Nov. 7	9-1	18
Nov. 14	10-1	15
Nov. 21	10-1	15
Nov. 28	10-1	15
Dec. 5	10-1	14
Postseason	11-1	11

2005 FINAL POLL

Rank	Team	Record
------	------	--------

1	Texas	13-0
2	USC	12-1
3	Penn State	11-1
4	Ohio State	10-2
5	West Virginia	11-1
6	LSU	11-2
7	Virginia Tech	11-2
8	Alabama	10-2
9	Notre Dame	9-3
10	Georgia	10-3
11	TCU	11-1
12	Florida	9-3
12	Oregon	10-2
14	Auburn	9-3
15	Wisconsin	10-3
16	UCLA	10-2
17	Miami (Fla.)	9-3
17	Miami (Fla.)	9-3
18	Boston College	9-3
19	Louisville	9-3
20	Texas Tech	9-3
21	Texas Tech	9-3
21	Clemson	8-4
22	Oklahoma	8-4
23	Florida State	8-5
24	Nebraska	8-4
25	California	8-4

2006

Date	Record	Rank
Preseason	0-0	21
Sept. 4	1-0	22
Sept. 11	2-0	20
Sept. 18	3-0	16
Sept. 25	3-0	17
Dec. 4	10-2	25

2006 FINAL POLL

Rank	Team	Record
1	Florida	13-1
2	Ohio State	12-1
3	LSU	11-2
4	USC	11-2
5	Boise State	13-0
6	Louisville	12-1
7	Wisconsin	12-1
8	Michigan	11-2
9	Auburn	11-2
10	West Virginia	11-2
11	Oklahoma	11-3
12	Rutgers	11-2
13	Texas	10-3
14	California	10-3
15	Arkansas	10-4
16	BYU	11-2
17	Notre Dame	10-3
18	Wake Forest	11-3
19	Virginia Tech	10-3
20	Boston College	10-3
21	Oregon State	10-4
22	TCU	11-2
23	Georgia	9-4
24	Penn State	9-4
25	Tennessee	9-4

2007

Date	Record	Rnk
Preseason	0-0	22
Sept. 2	1-0	19

2008

Date	Record	Rank
Sept. 21	4-0	24
Oct. 19	7-1	15
Oct. 26	8-1	12
Nov. 2	9-1	11
Nov. 9	9-2	15
Nov. 16	9-2	15

Nov. 23	10-2	14
Nov. 30	10-2	11
Dec. 7	10-2	11
Postseason	11-2	7

2008 FINAL POLL

Rank	Team	Record
1.	Florida (60)	13-1
2.	USC	12-1
3.	Texas	12-1
4.	Utah (1)	13-0
5.	Oklahoma	12-2
6.	Alabama	12-2
7.	TCU	11-2
8.	Penn State	11-2
9.	Oregon	10-3
10.	Georgia	10-3
11.	Ohio State	10-3
12.	Texas Tech	11-2
13.	Boise State	12-1
14.	Virginia Tech	10-4
15.	Ole Miss	9-4
16.	Missouri	10-4
17.	Cincinnati	11-2
18.	Oklahoma State	9-4
19.	Oregon State	9-4
20.	Iowa	9-4
21.	BYU	10-3
22.	Georgia Tech	9-4
23.	Florida State	9-4
24.	Michigan State	9-4
25.	California	9-4

2009

Date	Record	Rank
Preseason	0-0	17
Sept. 6	0-0	16
Sept. 13	1-0	15
Sept. 20	2-0	15
Sept. 27	3-0	11
Oct. 4	4-0	10
Oct. 11	5-0	12
Oct. 18	6-0	10
Oct. 25	7-0	8
Nov. 1	8-0	6
Nov. 8	9-0	4
Nov. 15	10-0	4
Nov. 22	11-0	4
Nov. 29	12-0	4
Dec. 6	12-0	4
Postseason	12-1	6

2009 FINAL POLL

Rank	Team	Record
1.	Alabama (60)	14-0
2.	Texas	13-1
3.	Florida	13-1
4.	Boise State	14-0
5.	Ohio State	11-2
6.	TCU	12-1
7.	Iowa	11-2
8.	Cincinnati	12-1
9.	Penn State	11-2
10.	Virginia Tech	10-3
11.	Oregon	10-3
12.	Brigham Young	11-2
13.	Georgia Tech	11-3
14.	Nebraska	10-4
15.	Pittsburgh	10-3
16.	Wisconsin	10-3
17.	LSU	9-4
18.	Utah	10-3
19.	Miami (FL)	9-4
20.	Ole Miss	9-4
21.	Texas Tech	9-4
22.	USC	9-4
23.	Central Michigan	12-2
24.	Clemson	9-5

25. _____ West Virginia _____ 9-4

2010

Date	Record	Rank
Preseason	0-0	6
Sept. 5	1-0	4
Sept. 12	2-0	4
Sept. 19	3-0	4
Sept. 26	4-0	5
Oct. 3	5-0	5
Oct. 10	6-0	4
Oct. 17	7-0	5
Oct. 24	8-0	4
Oct. 31	9-0	3
Nov. 7	10-0	3
Nov. 14	11-0	3
Nov. 21	11-0	3
Nov. 28	12-0	3
Dec. 5	12-0	3
Postseason	13-0	2

2010 FINAL POLL

Rank	Team	Record
1.	Auburn (56)	14-0
2.	TCU (1)	13-0
3.	Oregon	12-1
4.	Stanford	12-1
5.	Ohio State	12-1
6.	Oklahoma	12-2
7.	Boise State	12-1
8.	LSU	11-2
9.	Wisconsin	11-2
10.	Oklahoma State	11-2
11.	Alabama	10-3
12.	Arkansas	10-3
13.	Nevada	13-1
14.	Michigan State	11-2
15.	Virginia Tech	11-3
16.	Florida State	10-4
17.	Mississippi State	9-4
18.	Missouri	10-3
19.	Nebraska	10-4
20.	Central Florida	11-3
21.	Texas A&M	9-4
22.	South Carolina	9-5
23.	Utah	10-3
24.	Maryland	9-4
25.	North Carolina State	9-4

2011

Date	Record	Rank
Preseason	0-0	14
Sept. 4	0-1	25
Sept. 11	1-1	23
Sept. 18	2-1	20
Sept. 25	3-1	20
Nov. 13	8-2	19
Nov. 20	9-2	19
Nov. 27	9-2	18
Dec. 4	10-2	16
Postseason	11-2	14

2011 FINAL POLL

Rank	Team	Record
1.	Alabama	12-1
2.	LSU (1)	13-1
3.	Oklahoma State (4)	12-1
4.	Oregon	12-2
5.	Arkansas	11-2
6.	USC	10-2
7.	Stanford	11-2
8.	Boise State	12-1
9.	South Carolina	11-2
10.	Wisconsin	11-3
11.	Michigan State	11-3
12.	Michigan	11-2
13.	Baylor	10-3
14.	TCU	11-2
15.	Kansas State	10-3

16.	Oklahoma	10-3
17.	West Virginia	10-3
18.	Houston	13-1
19.	Georgia	10-4
20.	Southern Miss	12-2
21.	Virginia Tech	11-3
22.	Clemson	10-4
23.	Florida State	9-4
24.	Nebraska	9-4
25.	Cincinnati	10-3

2012

Date	Record	Rank
Preseason	0-0	20
Sept. 2	0-0	20
Sept. 9	1-0	16
Sept. 16	2-0	17
Sept. 23	3-0	15
Sept. 30	4-0	15

2013

Date	Record	Rank
Preseason	0-0	20
Sept. 1	0-1	24
Sept. 8	1-1	24

2014

Date	Record	Rank
Sept. 28	3-0	25
Oct. 5	4-0	9
Oct. 12	4-1	12
Oct. 19	5-1	10
Oct. 26	6-1	10
Nov. 2	7-1	6
Nov. 9	8-1	5
Nov. 16	9-1	5
Nov. 23	9-1	6
Nov. 30	10-1	4
Dec. 7	11-1	6
Postseason	12-1	3

2014 FINAL POLL

Rank	Team	Record
1.	Ohio State (59)	14-1
2.	Oregon	13-2
3.	TCU	12-1
4.	Alabama	12-2
5.	Michigan State	13-1
5.	Florida State	13-1
7.	Baylor	11-2
8.	Georgia Tech	11-3
9.	Georgia	10-3
10.	UCLA	10-3
11.	Mississippi State	10-3
12.	Arizona State	10-3
13.	Wisconsin	11-3
14.	Missouri	11-3
15.	Clemson	10-3
16.	Boise State	12-2
17.	Ole Miss	9-4
18.	Kansas State	9-4
19.	Arizona	10-4
20.	USC	9-4
21.	Utah	9-4
22.	Auburn	8-5
23.	Marshall	13-1
24.	Louisville	9-4
25.	Memphis	10-3

2015

Date	Record	Rank
Preseason	0-0	2
Sept. 8	1-0	3
Sept. 13	2-0	3
Sept. 20	3-0	3
Sept. 27	4-0	4
Oct. 4	5-0	2

Oct. 11	6-0	3
Oct. 18	7-0	4
Oct. 25	7-0	5
Nov. 1	8-0	5
Nov. 8	8-1	13
Nov. 15	9-1	11
Nov. 22	9-2	15
Nov. 29	10-2	11
Dec. 6	10-2	11
Postseason	11-2	7

2015 FINAL POLL

Rank	Team	Record
1.	Alabama (61)	14-1
2.	Clemson	14-1
3.	Stanford	12-2
4.	Ohio State	12-1
5.	Oklahoma	11-2
5.	Michigan State	12-2
7.	TCU	11-2
8.	Houston	13-1
9.	Iowa	12-2
10.	Ole Miss	10-3
11.	Notre Dame	10-3
12.	Michigan	10-3
13.	Baylor	10-3
14.	Florida State	10-3
15.	North Carolina	11-3
16.	LSU	9-3
17.	Utah	10-3
18.	Navy	11-2
19.	Oregon	9-4
20.	Oklahoma State	10-3
21.	Wisconsin	10-3
22.	Tennessee	9-4
23.	Northwestern	10-3
24.	Western Kentucky	12-2
25.	Florida	10-

2016

Date	Record	Rank
Preseason	0-0	13
Sept. 5	1-0	15
Oct. 3	3-1	21

2017

Date	Record	Rank
Sept. 4	1-0	23
Sept. 11	2-0	20
Sept. 18	3-0	16
Sept. 25	4-0	9
Oct. 2	4-0	8
Oct. 9	5-0	6
Oct. 16	6-0	4
Oct. 23	7-0	4
Oct. 30	7-1	10
Nov. 6	8-1	8
Nov. 13	8-2	11
Nov. 20	9-2	10
Nov. 27	10-2	10
Dec. 4	10-3	13
Postseason	11-3	9

2017 FINAL POLL

Rank	Team	Record
1.	Alabama (57)	13-1
2.	Georgia	13-2
3.	Oklahoma	12-2
4.	Clemson	12-2
5.	Ohio State	12-2
6.	UCF (4)	13-0
7.	Wisconsin	13-1
8.	Penn State	11-2
9.	TCU	11-3
10.	Auburn	10-4
11.	Notre Dame	10-3
12.	USC	11-3
13.	Miami (FL)	10-3
14.	Oklahoma State	10-3

15.	Michigan State	10-3
16.	Washington	10-3
17.	Northwestern	10-3
18.	LSU	9-4
19.	Mississippi State	9-4
20.	Stanford	9-5
21.	South Florida	10-2
22.	Boise State	11-3
23.	NC State	9-4
24.	Virginia Tech	9-4
25.	Memphis	10-3

2018

Date	Record	Rank
Preseason	0-0	16
Sept. 3	1-0	16
Sept. 8	2-0	15
Sept. 16	2-1	17

2019

Date	Record	Rank
Sept. 15	2-0	25

2022

Date	Record	Rank
Oct. 2	4-0	17
Oct. 9	5-0	13
Oct. 16	6-0	8
Oct. 23	7-0	7
Nov. 1	8-0	7
Nov. 6	9-0	4
Nov. 13	10-0	4
Nov. 20	11-0	4
Nov. 27	12-0	3
Dec. 4	12-1	3
Postseason	13-2	2

2022 FINAL POLL

Rank	Team	Record
1.	Georgia	15-0
2.	TCU	13-2
3.	Michigan	13-1
4.	Ohio State	11-2
5.	Alabama	11-2
6.	Tennessee	11-2
7.	Penn State	11-2
8.	Washington	11-2
9.	Tulane	12-2
10.	Utah	10-4
11.	Florida State	10-3
12.	USC	11-3
13.	Clemson	11-3
14.	Kansas State	10-4
15.	Oregon	10-3
16.	LSU	10-4
17.	Oregon State	10-3
18.	Notre Dame	9-4
19.	Troy	12-2
20.	Mississippi State	9-4
21.	UCLA	9-4
22.	Pittsburgh	9-4
23.	Southern Carolina	8-5
24.	Fresno State	10-4
25.	Texas	8-5

ALL-TIME SERIES RECORDS

Opponent	Games	W	L	T	First	Last
Abilene Christian	2	2	0	0	1923	1930
Air Force	11	8	2	1	1958	2011
Alabama	5	3	2	0	1955	1975
Arizona	2	1	1	0	1999	2003
Arizona State	2	0	2	0	1974	1975
Arkansas	70	25	43	2	1920	2017
Arkansas-Pine Bluff	1	1	0	0	2019	2019
Arkansas State	2	2	0	0	1999	2000
Army	6	6	0	0	2001	2006
Auburn	3	0	3	0	1966	1981
Austin College	23	18	5	0	1905	1933
Ball State	1	1	0	0	1991	1991
 Baylor	118	58	53	7	1899	2022
Boise State	4	2	2	0	2003	2011
Boston College	2	1	1	0	1987	1988
Bowling Green	1	1	0	0	1988	1988
Britten Training School	1	1	0	0	1912	1912
Burleson College	1	1	0	0	1913	1913
BYU	11	6	5	0	1987	2011
California	2	2	0	0	2018	2021
Carnegie Tech	1	1	0	0	1938	1938
Carruthers Field	1	0	1	0	1918	1918
Centenary	13	8	4	1	1923	1941
Centre College	1	0	1	0	1920	1920
Chatham AFB	1	1	0	0	1944	1944
Cincinnati	3	1	2	0	2002	2004
Clemson	4	2	2	0	1959	2009
Colorado	1	1	0	0	2022	2022
Colorado State	9	8	1	0	1998	2011
Dallas University	3	1	2	0	1913	1922
Daniel Baker	15	11	4	0	1903	1934
Deaf & Dumb Institute	2	2	0	0	1906	1908
Decatur Baptist	1	0	1	0	1919	1919
Detroit	1	0	1	0	1940	1940
Duquesne	1	1	0	0	2021	2021
East Carolina	3	1	2	0	1999	2002
East Dallas	1	1	0	0	1897	1897
East Texas State	4	4	0	0	1924	1930
Epworth	1	0	1	0	1910	1910
First Texas Artillery	1	1	0	0	1917	1917
Florida State	3	2	1	0	1963	1965
Fordham	2	0	2	0	1937	1941
Fort Worth Central H.S.	1	1	0	0	1911	1911
Fort Worth University	6	2	2	2	1897	1907
Fresno State	3	2	1	0	1998	2000
Georgia	5	0	5	0	1941	2022
Georgia Tech	2	0	2	0	1967	1968
Grambling State	1	1	0	0	2012	2012
Hardin-Simmons	12	9	1	2	1920	1933
Haskell	1	0	1	0	1921	1921
Hawai'i	2	2	0	0	1999	2000
Houston	25	12	13	0	1976	2007
Houston Heavyweight's	2	0	1	1	1896	1896
Howard Payne	8	6	2	0	1912	1936
Idaho	1	1	0	0	1973	1973
Indiana	4	4	0	0	1941	1972
Iowa	3	1	2	0	1958	1968
Iowa State	14	9	5	0	1995	2022
Jackson State	1	1	0	0	2017	2017
Kansas	38	25	9	4	1942	2021
Kansas State	17	8	9	0	1922	2022
Kentucky	1	0	1	0	1951	1951
Louisiana-Monroe	1	1	0	0	2011	2011
Louisiana Tech	2	2	0	0	2011	2020
Louisville	4	3	1	0	2001	2004
Loyola-New Orleans	2	2	0	0	1934	1935
LSU	9	2	6	1	1931	2013
Marquette	4	4	0	0	1936	1958
Memphis	1	1	0	0	2002	2002
Meridian	2	2	0	0	1916	1917
Miami (Fla.)	9	3	6	0	1946	1992
Michigan	1	1	0	0	2022	2022
Michigan State	2	0	2	0	1953	2012
Minnesota	3	2	1	0	1974	2015
Ole Miss	7	2	5	0	1947	2014
Mississippi State	1	0	0	1	1936	1936
Missouri	2	1	1	0	1989	1990
Missouri Osteopaths	2	2	0	0	1920	1921
Navy	2	2	0	0	2000	2003
Nebraska	7	1	6	0	1951	2001

Opponent	Games	W	L	T	First	Last
Nevada	1	1	0	0	2000	2000
New Mexico	13	10	3	0	1991	2011
Nicholls	0	0	0	0	2023	2023
North Carolina	3	0	3	0	1940	1997
North Dakota	1	1	0	0	1933	1933
North Texas	18	16	2	0	1913	2002
Northern Illinois	1	1	0	0	2006	2006
Northwestern	4	3	1	0	1999	2004
Northwestern State (La.)	1	0	1	0	2001	2001
Notre Dame	1	0	1	0	1972	1972
Ohio State	7	1	5	1	1937	2018
Oklahoma	23	6	17	0	1944	2022
Oklahoma School of Mines	1	1	0	0	1914	1914
Oklahoma State (A&M)	32	13	17	2	1915	2021
Oregon	3	2	1	0	1977	2015
Oregon State	1	1	0	0	2010	2010
Penn State	4	1	3	0	1942	1942
Pensacola NAS	1	1	0	0	1920	1921
Phillips University	2	1	0	1	1920	1920
Pittsburgh	2	1	0	1	1959	1960
Polytechnic	5	3	1	1	1909	1912
Portland State	1	1	0	0	2011	2011
Purdue	3	1	2	0	1969	2019
Rice	79	41	35	3	1914	2000
Samford	1	1	0	0	2014	2014
San Diego State	7	7	0	0	2005	2011
San Jose State	2	1	1	0	1999	2000
Santa Clara	3	3	0	0	1934	1936
Second Texas 132nd	1	0	1	0	1917	1917
SMU	101	52	42	7	1915	2022
South Dakota State	1	1	0	0	2016	2016
South Plains AAF	1	1	0	0	1944	1944
Southeast Oklahoma	1	1	0	0	1920	1920
Southeastern Louisiana	1	1	0	0	2013	2013
Southern	1	1	0	0	2018	2018
Southern Miss	6	4	2	0	1989	2004
Southwest Oklahoma	3	2	0	1	1911	1913
Southwestern State	1	0	1	0	1916	1916
Southwestern U.	11	7	4	0	1908	1920
Stanford	2	3	0	0	2007	2017
Stephen F. Austin	2	2	0	0	2008	2015
Syracuse	1	1	0	0	1956	1956
Taylor	1	1	0	0	1901	1901
Temple	2	1	1	0	1938	1939
Tennessee	2	0	2	0	1973	1976
Tennessee Tech	1	1	0	0	2010	2010
Texas	93	28	64	1	1897	2022
Texas A&M	92	29	56	7	1897	2001
Texas Military	1	1	0	0	1931	1931
Texas State	1	1	0	0	2009	2009
Texas Tech	65	30	32	3	1926	2022
Toby's Business College	2	2	0	0	1896	898
Trinity	23	16	4	3	1901	1952
Tulane	12	8	4	0	1978	2004
Tulsa	19	14	5	0	1922	2000
UAB	3	1	2	0	2001	2004
UC Davis	1	1	0	0	2006	2006
UCLA	4	1	3	0	1939	1961
UNLV	10	9	1	0	1996	2011
USC	5	3	2	0	1951	1998
USF	2	1	1	0	2003	2004
Utah	8	3	5	0	1996	2010
Utah State	3	2	0	1	1981	1984
UT Arlington	8	6	2	0	1970	1981
UTEP (Texas-El Paso)	5	3	2	0	1965	2000
Vanderbilt	4	3	1	0	1995	2003
Virginia	3	2	1	0	1994	2012
Wake Forest	1	1	0	0	1952	1952
Washington	1	0	1	0	1971	1971
Washington State	2	1	1	0	1953	1990
Western Michigan	1	0	0	1	1992	1992
West Texas State	1	1	0	0	1921	1921
West Virginia	12	5	7	0	1984	2022
Wisconsin	2	1	0	1	1970	2010
Wyoming	8	6	2	0	1998	2011
YMCA	1	1	0	0	1913	1913
111 Ambulance	1	1	0	0	1917	1917
Totals	1,289	667	565	57	1896	2021

Bold - 2023 opponents

ALL-TIME SERIES RESULTS

ABILENE CHRISTIAN (2-0-0)

1925	21-9	W
1930	62-0	W

AIR FORCE (8-2-1)

1958	vs. 0-0*	T
1987	@ 10-21	L
1989	27-9	W
1998	35-34	W
2005	@ 48-10	W
2006	38-14	W
2007	@ 17-20 (OT)	L
2008	44-10	W
2009	@ 20-17	W
2010	38-7	W
2011	@ 35-19	W

*Cotton Bowl

ALABAMA (3-2-0)

1955	@ 21-0	W
1956	@ 23-6	W
1957	28-0	W
1974	@ 3-41	L
1975	@ 0-45	L

ARIZONA (1-1-0)

1999	31-35	L
2003	@ 13-10 (OT)	W

ARIZONA STATE (0-2-0)

1974	@ 7-37	L
1975	10-33	L

ARKANSAS (25-43-2)

1920	@ 19-2	W
1921	19-14	W
1924	0-20	L
1925	3-0	W
1926	@ 10-7	W
1927	3-10	L
1930	40-0	W
1931	@ 7-0	W
1932	34-12	W
1933	0-13 (forfeit)	W
1934	10-24	L
1935	@ 13-7	W
1936	18-14	W
1937	@ 7-7	T
1938	21-14	W
1939	@ 13-14	L
1940	20-0	W
1941	@ 9-0	W
1942	13-6	W
1943	13-0	W
1944	6-6	T
1945	@ 14-27	L
1946	14-34	L
1947	@ 0-6	L
1948	14-27	L
1949	@ 7-27	L
1950	13-6	W
1951	vs. 17-7*	W
1952	13-7	W
1953	@ 6-13	L
1954	13-20	L
1955	@ 26-0	W
1956	41-6	W
1957	vs. 7-20*	L
1958	12-7	W
1959	@ 0-3	L
1960	0-7	L
1961	vs. 3-28*	L
1962	14-42	L
1963	@ 3-18	L
1964	6-29	L
1965	vs. 0-28*	L
1966	0-21	L
1967	@ 0-26	L
1968	7-17	L
1969	@ 6-24	L
1970	14-49	L
1971	@ 15-49	L
1972	13-27	L
1973	@ 5-13	L

1974	0-49	L
1975	@ 8-19	L
1976	@ 14-46	L
1977	6-42	L
1978	@ 3-42	L
1979	13-16	L
1980	@ 7-44	L
1981	28-24	W
1982	@ 0-35	L
1983	21-38	L
1984	@ 32-31	W
1985	0-41	L
1986	@ 17-34	L
1987	10-20	L
1988	@ 10-53	L
1989	19-41	L
1990	vs. 54-26*	W
1991	21-22	L
2016	38-41 (20T)	L
2017	@ 28-7	W

*Little Rock

ARKANSAS-PINE BLUFF (1-0-0)

2019	39-7	W
------	------	---

ARKANSAS STATE (2-0-0)

1999	@ 24-21	W
2000	52-3	W

ARMY (6-0-0)

2001	38-20	W
2002	@ 46-27	W
2003	27-0	W
2004	@ 21-17	W
2005	38-17	W
2006	@ 31-17	W

AUBURN (0-3-0)

1966	@ 6-7	L
1980	7-10	L
1981	@ 16-24	L

AUSTIN COLLEGE (18-5-0)

1905	@ 21-0	W
1907	@ 27-0	W
1909	@ 18-3	W
1911	@ 0-39	L
1911	8-18	L
1912	@ 7-0	W
1914	13-0	W
1915	@ 28-0	W
1916	28-2	W
1917	@ 59-0	W
1918	25-0	W
1919	@ 0-6	L
1920	9-7	L
1922	@ 7-20	L
1923	0-26	L
1925	21-0	W
1926	7-0	W
1927	20-13	W
1928	21-0	W
1930	33-7	W
1931	38-0	W
1932	68-0	W
1933	@ 33-0	W

BALL STATE (1-0-0)

1991	22-16	W
------	-------	---

BAYLOR (58-53-7)

1899	@ 0-0	T
1901	0-36	L
1901	0-42	L
1902	0-0	T
1902	0-6	L
1902	0-20	L
1903	0-14	L
1903	0-5	L
1904	0-0	T
1904	0-17	L
1904	@ 5-0	W
1905	16-0	W
1905	6-10	L

1905	17-0	W
1907	6-6	T
1907	@ 11-10	W
1907	@ 8-16	L
1908	15-0	W
1908	10-6	W
1908	8-23	L
1909	@ 9-0	W
1909	@ 11-0	W
1909	@ 3-6	L
1910	@ 0-52	L
1910	3-10	L
1911	@ 0-12	L
1912	22-0	W
1914	@ 14-28	L
1915	@ 0-51	L
1916	14-32	L
1917	34-0	W
1918	@ 12-7	W
1919	0-7	L
1920	@ 21-9	W
1925	vs. 7-7*	T
1926	vs. 7-7*	T
1927	@ 14-0	W
1928	6-7	L
1929	@ 34-7	W
1930	14-35	L
1931	@ 19-6	W
1932	27-0	W
1933	@ 0-7	L
1934	34-12	W
1935	@ 28-0	W
1936	28-0	W
1937	@ 0-6	L
1938	39-7	W
1939	@ 0-27	L
1940	14-12	W
1941	@ 23-12	W
1942	7-10	L
1945	@ 7-6	W
1946	19-16	W
1947	@ 14-7	W
1948	3-6	L
1949	@ 14-40	L
1950	14-20	L
1951	@ 20-7	W
1952	20-20	T
1953	@ 7-25	L
1954	7-12	L
1955	@ 28-6	W
1956	7-6	W
1957	@ 19-6	W
1958	22-0	W
1959	@ 14-0	W
1960	14-6	W
1961	@ 14-28	L
1962	28-26	W
1963	@ 13-32	L
1964	17-14	W
1965	@ 10-7	W
1966	6-0	W
1967	@ 29-7	W
1968	47-14	W
1969	@ 31-14	W
1970	24-17	W
1971	@ 34-27	W
1972	9-42	L
1973	@ 34-28	W
1974	7-21	L
1975	@ 6-24	L
1976	19-24	L
1977	@ 9-48	L
1978	21-28	L
1979	@ 3-16	L
1980	6-21	L
1981	@ 21-34	L
1982	38-14	W
1983	@ 21-56	L
1984	38-28	W
1985	@ 0-45	L
1986	17-28	L
1987	@ 24-0	W
1988	24-14	W
1989	@ 9-27	L

1990	21-27	L
1991	@ 9-26	L
1992	20-41	L
1993	@ 38-13	W
1994	18-44	L
1995	@ 24-27	L
2006	@ 17-7	W
2007	27-0	W
2010	45-10	W
2011	@ 48-50	L
2012	@ 49-21	W
2013	38-41	L
2014	@ 58-61	L
2015	28-21 (20T)	W
2016	@ 62-22	W
2017	45-22	W
2018	@ 16-9	W
2019	23-29 (30T)	L
2020	@ 33-23	W
2021	30-28	W
2022	@ 29-28	W

*Dallas

BOISE STATE (2-2-0)

2003	vs. 31-34*	L
2008	vs. 17-16!	W
2009	vs. 10-17^	L
2011	@ 36-35	W

*Fort Worth Bowl ! ! Poinsettia Bowl ^ Fiesta Bowl

BOSTON COLLEGE (1-1-0)

1987	@ 20-38	L
1988	31-17	W

BOWLING GREEN (1-0-0)

1988	49-12	W
------	-------	---

BRITTEN TRAINING SCHOOL (1-0-0)

1912	@ 16-0	W
------	--------	---

BURLESON COLLEGE (1-0-0)

1913	@ 25-0	W
------	--------	---

BYU (6-5-0)

1987	33-12	W
1988	@ 18-31	L
1996	21-45	L
1997	10-31	L
2005	@ 51-50 (OT)	W
2006	17-31	L
2007	@ 22-27	L
2008	32-7	W
2009	@ 38-7	W
2010	31-3	W
2011	vs. 38-28*	W

*at Cowboys Stadium

CALIFORNIA (2-0-0)

2018	vs. 10-7 (OT)*	W
2021	34-32	W

*Cheez-It Bowl

CARNEGIE TECH (1-0-0)

1938	vs. 15-7*	W
------	-----------	---

*Sugar Bowl

CARRUTHERS FIELD (0-1-0)

1918	6-7	L
------	-----	---

CENTENARY (8-4-1)

1923	0-23	L
1926	24-14	W
1927	@ 3-7	L
1929	@ 28-0	W
1933	@ 0-0	T
1934	@ 0-13	L
1935	@ 27-7	W
1936	26-0	W
1937	@ 9-10	L
1938	13-0	W
1939	@ 21-0	W
1940	41-6	W
1941	35-7	W

ALL-TIME SERIES RESULTS

CENTRE COLLEGE (0-1-0)

1920 _____ vs. 7-63* _____ L
**Fort Worth Classic*

CHATHAM AAF (1-0-0)

1944 _____ @ 19-7 _____ W

CINCINNATI (1-2-0)

2002 _____ @ 29-36 (OT) _____ L
 2003 _____ 43-10 _____ W
 2004 _____ @ 10-21 _____ L

CLEMSON (2-2-0)

1959 _____ vs. 7-23* _____ L
 1964 _____ 14-10 _____ W
 1965 _____ @ 0-3 _____ L
 2009 _____ @ 14-10 _____ W
**Bluebonnet Bowl*

COLORADO (1-0-0)

2022 _____ @ 38-13 _____ W

COLORADO STATE (8-1-0)

1998 _____ @ 21-42 _____ L
 2002 _____ vs. 17-3* _____ W
 2005 _____ 33-6 _____ W
 2006 _____ @ 45-14 _____ W
 2007 _____ 24-12 _____ W
 2008 _____ @ 13-7 _____ W
 2009 _____ 44-6 _____ W
 2010 _____ @ 27-0 _____ W
 2011 _____ 34-10 _____ W
**AXA Liberty Bowl*

DALLAS UNIV. (1-2-0)

1913 _____ 0-10 _____ L
 1913 _____ @ 0-6 _____ L
 1922 _____ @ 21-6 _____ W

DANIEL BAKER (11-4-0)

1903 _____ @ 5-10 _____ L
 1906 _____ @ 0-4 _____ L
 1914 _____ @ 0-33 _____ L
 1916 _____ @ 23-0 _____ W
 1922 _____ 13-21 _____ L
 1923 _____ 47-6 _____ W
 1924 _____ 13-12 _____ W
 1925 _____ 12-0 _____ W
 1926 _____ 5-3 _____ W
 1927 _____ 27-0 _____ W
 1928 _____ 21-0 _____ W
 1929 _____ 61-0 _____ W
 1932 _____ 55-0 _____ W
 1933 _____ @ 28-6 _____ W
 1934 _____ @ 33-7 _____ W

DEAF & DUMB INST. (2-0-0)

1906 _____ 17-6 _____ W
 1908 _____ 59-0 _____ W

DECATUR BAPTIST (0-1-0)

1919 _____ @ 0-20 _____ L

DETROIT (0-1-0)

1940 _____ @ 0-3 _____ L

DUQUESNE (1-0-0)

2021 _____ 45-3 _____ W

EAST CAROLINA (1-2-0)

1999 _____ vs. 28-14* _____ W
 2001 _____ 30-37 _____ L
 2002 _____ @ 28-31 _____ L
**Mobile Alabama Bowl*

EAST DALLAS (1-0-0)

1897 _____ @ 6-0 _____ W

EAST TEXAS STATE (4-0-0)

1924 _____ 43-0 _____ W
 1925 _____ 31-0 _____ W
 1928 _____ 21-0 _____ W
 1930 _____ 40-0 _____ W

EPWORTH (0-1-0)

1910 _____ 0-30 _____ L

FIRST TEXAS ARTILLERY (1-0-0)

1917 _____ 14-7 _____ W

FLORIDA STATE (2-1-0)

1963 _____ @ 13-0 _____ W
 1964 _____ 0-10 _____ L
 1965 _____ 7-3 _____ W

FORDHAM (0-2-0)

1937 _____ @ 6-7 _____ L
 1941 _____ @ 14-28 _____ L

FT. WORTH CENTRAL HS (1-0-0)

1911 _____ 24-0 _____ W

FORT WORTH UNIV. (2-2-2)

1897 _____ @ 32-0 _____ W
 1898 _____ 0-0 _____ T
 1904 _____ @ 0-4 _____ W
 1906 _____ 0-6 _____ L
 1906 _____ 9-6 _____ W
 1907 _____ 0-0 _____ T

FRESNO STATE (2-1-0)

1998 _____ 21-10 _____ W
 1999 _____ @ 19-28 (OT) _____ L
 2000 _____ 24-7 _____ W

GEORGIA (0-5-0)

1941 _____ vs. 26-40* _____ L
 1980 _____ @ 3-34 _____ L
 1988 _____ @ 10-38 _____ L
 2016 _____ 23-31^ _____ L
 2022 _____ 7-65# _____ L
**Orange Bowl | ^AutoZone Liberty Bowl II
 #College Football Playoff National Championship*

GEORGIA TECH (0-2-0)

1967 _____ @ 9-24 _____ L
 1968 _____ @ 7-17 _____ L

GRAMBLING STATE (1-0-0)

2012 _____ 56-0 _____ W

HARDIN-SIMMONS (9-1-2)

1920 _____ 31-2 _____ W
 1921 _____ @ 7-10 _____ L
 1922 _____ vs. 7-7* _____ T
 1923 _____ 16-0 _____ W
 1924 _____ @ 7-0 _____ W
 1925 _____ 28-16 _____ W
 1928 _____ @ 19-3 _____ W
 1929 _____ @ 20-0 _____ W
 1930 _____ @ 0-0 _____ T
 1931 _____ @ 6-0 _____ W
 1932 _____ @ 27-0 _____ W
 1933 _____ 20-0 _____ W
**Dallas*

HASKELL (0-1-0)

1921 _____ 0-14 _____ L

HAWAI'I (2-0-0)

1999 _____ @ 34-14 _____ W
 2000 _____ 41-21 _____ W

HOUSTON (12-13-0)

1976 _____ @ 21-49 _____ L
 1977 _____ 14-42 _____ L
 1978 _____ @ 6-63 _____ L
 1979 _____ 10-21 _____ L
 1980 _____ @ 5-37 _____ L
 1981 _____ 16-20 _____ L
 1982 _____ @ 27-31 _____ L
 1983 _____ 21-28 _____ L
 1984 _____ @ 21-14 _____ W
 1985 _____ 21-26 _____ L
 1986 _____ @ 30-14 _____ W
 1987 _____ 35-7 _____ W
 1988 _____ @ 12-40 _____ L
 1989 _____ 10-55 _____ L

1990 _____ @ 35-56 _____ L
 1991 _____ 49-45 _____ W
 1992 _____ @ 46-49 _____ L
 1993 _____ 38-10 _____ W
 1994 _____ @ 31-10 _____ W
 1995 _____ 31-21 _____ W
 2001 _____ @ 34-17 _____ W
 2002 _____ 34-17 _____ W
 2003 _____ @ 62-55 _____ W
 2004 _____ 34-27 _____ W
 2007 _____ vs. 20-13* _____ W
**Texas Bowl*

HOUSTON HEAVYWEIGHTS (0-1-1)

1896 _____ @ 0-22 _____ L
 1896 _____ 0-0 _____ T

HOWARD PAYNE (6-2-0)

1912 _____ 53-0 _____ W
 1913 _____ @ 6-0 _____ W
 1914 _____ @ 14-0 _____ W
 1916 _____ @ 42-0 _____ W
 1922 _____ 14-26 _____ L
 1923 _____ @ 7-20 _____ L
 1935 _____ 41-0 _____ W
 1936 _____ @ 6-0 _____ W

IDAHO (1-0-0)

1973 _____ 30-14 _____ W

INDIANA (4-0-0)

1941 _____ @ 20-14 _____ W
 1948 _____ @ 7-6 _____ W
 1949 _____ @ 13-6 _____ W
 1972 _____ @ 31-28 _____ W

IOWA (1-2-0)

1958 _____ @ 0-17 _____ L
 1967 _____ @ 9-24 _____ L
 1968 _____ 28-17 _____ W

IOWA STATE (9-5-0)

1995 _____ 27-10 _____ W
 1998 _____ @ 31-21 _____ W
 2005 _____ vs. 27-24* _____ W
 2012 _____ 23-37 _____ L
 2013 _____ @ 21-17 _____ W
 2014 _____ 55-3 _____ W
 2015 _____ @ 45-21 _____ W
 2016 _____ 41-20 _____ W
 2017 _____ @ 7-14 _____ L
 2018 _____ 17-14 _____ W
 2019 _____ @ 24-49 _____ L
 2020 _____ 34-37 _____ L
 2021 _____ @ 14-48 _____ L
 2022 _____ 62-14 _____ W
**EV1.net Houston Bowl*

JACKSON STATE (1-0-0)

2017 _____ 63-0 _____ W

KANSAS (25-9-4)

1942 _____ 41-6 _____ W
 1944 _____ vs. 7-0* _____ W
 1945 _____ 18-0* _____ W
 1946 _____ vs. 0-0* _____ T
 1947 _____ vs. 0-0* _____ T
 1948 _____ @ 14-13 _____ W
 1949 _____ @ 28-0 _____ W
 1950 _____ @ 14-7 _____ W
 1951 _____ 13-27 _____ L
 1952 _____ @ 0-13 _____ L
 1953 _____ 13-0 _____ W
 1954 _____ @ 27-6 _____ W
 1955 _____ 47-14 _____ W
 1956 _____ @ 32-0 _____ W
 1957 _____ 13-13 _____ T
 1958 _____ @ 42-0 _____ W
 1959 _____ 14-7 _____ W
 1960 _____ @ 7-21 _____ L
 1961 _____ 17-16 _____ W
 1962 _____ @ 6-3 _____ W
 1963 _____ 10-6 _____ W

1964 _____ @ 3-7 _____ L
 1982 _____ @ 19-30 _____ L
 1983 _____ 16-16 _____ T
 1994 _____ 31-21 _____ W
 1995 _____ @ 20-38 _____ L
 1996 _____ 17-52 _____ L
 1997 _____ @ 10-17 _____ L
 2012 _____ @ 20-6 _____ W
 2013 _____ 27-17 _____ W
 2014 _____ @ 34-30 _____ W
 2015 _____ 23-17 _____ W
 2016 _____ @ 24-23 _____ W
 2017 _____ 43-0 _____ W
 2018 _____ @ 26-27 _____ L
 2019 _____ 51-14 _____ W
 2020 _____ @ 59-23 _____ W
 2021 _____ 31-28 _____ W
 2022 _____ @ 38-31 _____ W
**Kansas City*

KANSAS STATE (8-9-0)

1922 _____ @ 0-45 _____ L
 1983 _____ @ 3-20 _____ L
 1984 _____ 42-10 _____ W
 1985 _____ @ 24-22 _____ W
 1986 _____ 35-22 _____ W
 2012 _____ 10-23 _____ L
 2013 _____ @ 31-33 _____ L
 2014 _____ 41-20 _____ W
 2015 _____ @ 52-45 _____ W
 2016 _____ 6-30 _____ L
 2017 _____ @ 26-6 _____ W
 2018 _____ 14-13 _____ W
 2019 _____ @ 17-24 _____ L
 2020 _____ 14-21 _____ L
 2021 _____ @ 12-31 _____ L
 2022 _____ 38-28 _____ W
 2022 _____ 28-31* (OT) _____ L
**Big 12 Championship (Arlington)*

KENTUCKY (0-1-0)

1951 _____ vs. 7-20* _____ L
**Cotton Bowl*

LOUISIANA-MONROE (1-0-0)

2011 _____ 38-17 _____ W

LOUISIANA TECH (2-0-0)

2011 _____ vs. 31-24* _____ W
 2020 _____ 52-10 _____ W
**Poinsettia Bowl*

LOUISVILLE (3-1-0)

2001 _____ 37-22 _____ W
 2002 _____ @ 45-31 _____ W
 2003 _____ 31-28 _____ W
 2004 _____ @ 28-55 _____ L

LOYOLA-NEW ORLEANS (2-0-0)

1934 _____ @ 7-0 _____ W
 1935 _____ @ 14-0 _____ W

LSU (2-6-1)

1931 _____ 3-0 _____ W
 1932 _____ @ 3-3 _____ T
 1935 _____ vs. 3-2* _____ W
 1943 _____ @ 0-14 _____ L
 1959 _____ @ 0-10 _____ L
 1962 _____ @ 0-5 _____ L
 1963 _____ @ 14-28 _____ L
 1968 _____ @ 7-10 _____ L
 2013 _____ vs. 27-37# _____ L
**Sugar Bowl | #Cowboys Classic (Arlington)*

MARQUETTE (4-0-0)

1936 _____ vs. 16-6* _____ W
 1938 _____ @ 21-0 _____ W
 1957 _____ @ 26-7 _____ W
 1958 _____ 36-8 _____ W
**Cotton Bowl*

MEMPHIS (1-0-0)

2002 _____ 27-20 _____ W

ALL-TIME SERIES RESULTS

MERIDIAN (2-0-0)

1916 @ 7-0 W
1917 20-0 W

MIAMI (FLA.) (3-6-0)

1946 @ 12-20 L
1947 @ 19-6 W
1955 @ 21-19 W
1956 0-14 L
1962 @ 20-21 L
1969 @ 9-14 L
1976 @ 0-49 L
1977 21-17 W
1992 @ 10-45 L

MICHIGAN (1-0-0)

2022 @ 51-45 W
**College Football Playoff Semifinal at Fiesta Bowl*

MICHIGAN STATE (0-2-0)

1953 @ 19-26 L
2012 vs. 16-17* L
**Buffalo Wild Wings Bowl*

MINNESOTA (2-1-0)

1974 @ 7-9 L
2014 30-7 W
2015 @ 23-17 W

OLE MISS (2-5-0)

1947 vs. 9-13* L
1949 33-27 W
1950 @ 7-19 L
1955 vs. 13-14# L
1982 @ 9-27 L
1983 7-20 L
2014 vs. 42-3^ L
**Delta Bowl | #Cotton Bowl | ^Peach Bowl*

MISSISSIPPI STATE (0-0-1)

1936 vs. 0-0* T
**Dallas*

MISSOURI (1-1-0)

1989 @ 10-14 L
1990 @ 20-19 W

MISSOURI OSTEOPATHS (2-0-0)

1920 19-3 W
1921 7-0 W

NAVY (2-0-0)

2000 @ 24-0 W
2003 17-3 W

NEBRASKA (1-6-0)

1951 @ 28-7 W
1965 @ 14-34 L
1966 @ 10-14 L
1967 0-29 L
1975 @ 14-56 L
1976 @ 10-64 L
2001 @ 7-21 L

NEVADA (1-0-0)

2000 @ 41-10 W

NEW MEXICO (10-3-0)

1991 60-7 W
1992 @ 7-24 L
1993 35-34 W
1994 @ 44-29 W
1996 @ 7-27 L
1997 10-40 L
2005 49-28 W
2006 @ 27-21 W
2007 37-0 W
2008 @ 26-3 W
2009 51-10 W
2010 @ 66-17 W
2011 69-0 W

NORTH CAROLINA (0-3-0)

1940 @ 14-21 L

1994 @ 17-27 L
1997 10-31 L

NORTH DAKOTA (1-0-0)

1933 19-7 W

NORTH TEXAS/STATE (16-2-0)

1913 @ 13-0 W
1914 40-0 W
1918 39-0 W
1919 6-14 L
1929 25-0 W
1930 @ 47-0 W
1931 33-6 W
1932 14-2 W
1933 @ 13-0 W
1934 27-0 W
1935 28-11 W
1984 34-3 W
1985 14-10 W
1986 20-24 L
1987 19-10 W
1999 27-3 W
2001 @ 19-5 W
2002 16-10 W

NORTHERN ILLINOIS (1-0-0)

2006 vs. 37-7* W
**Poinsettia Bowl*

NORTHWESTERN (3-1-0)

1999 @ 7-17 L
2000 41-14 W
2002 @ 48-24 W
2004 48-45 (20T) W

NORTHWESTERN STATE (0-1-0)

2001 24-27 (OT) L

NOTRE DAME (0-1-0)

1972 @ 0-21 L

OHIO STATE (1-5-1)

1937 @ 0-14 L
1957 @ 18-14 W
1961 @ 7-7 T
1966 @ 7-14 L
1969 @ 0-62 L
1973 @ 3-37 L
2018 vs. 28-40* L
**at Cowboys Stadium (Advocare Showdown)*

OKLAHOMA (6-17-0)

1944 vs. 19-34* L
1945 13-7 W
1946 12-14 L
1947 @ 20-7 W
1948 18-21 L
1954 @ 16-21 L
1993 3-35 L
1996 @ 20-7 W
1998 9-10 L
2005 @ 17-10 W
2008 @ 10-35 L
2012 17-24 L
2013 @ 17-20 L
2014 37-33 W
2015 @ 29-30 L
2016 46-52 L
2017 @ 20-38 L
2017 vs. 17-41# L
2018 27-52 L
2019 @ 24-28 L
2020 14-33 L
2021 @ 31-52 L
2022 55-24 W
**Oklahoma City | #Big 12 Championship (Arlington)*

OKLA. SCHOOL OF MINES (1-0-0)

1914 20-0 W

OKLAHOMA STATE/A&M (14-17-2)

1915 0-13 L
1919 7-14 L
1921 @ 21-28 L
1922 22-14 W
1923 @ 7-6 W
1924 17-10 W
1925 @ 7-22 L
1926 3-0 W
1943 vs. 25-0* W
1944 vs. 0-34# L
1945 12-25 L
1946 vs. 6-7* L
1947 7-14 L
1948 @ 21-14 W
1949 33-33 T
1950 @ 7-18 L
1970 @ 20-34 L
1971 14-14 T
1990 31-21 W
1991 @ 24-21 W
1992 13-11 W
1993 @ 22-27 L
2012 @ 14-36 L
2013 @ 10-24 L
2014 42-9 W
2015 @ 29-49 L
2016 6-31 L
2017 @ 44-31 W
2018 31-24 W
2019 @ 27-34 L
2020 29-22 W
2021 @ 17-63 L
2022 vs. 43-40 (20T) W
**Oklahoma City | #Cotton Bowl*

OREGON (2-1-0)

1977 24-29 L
1978 @ 14-10 W
2015 vs. 47-41* (30T) W
**Valero Alamo Bowl*

OREGON STATE (1-0-0)

2010 vs. 30-21* W
**Cowboys Stadium*

PENN STATE (1-3-0)

1953 @ 21-27 L
1954 20-7 W
1971 @ 14-66 L
1978 @ 0-58 L

PENSACOLA NAS (1-0-0)

1942 @ 21-0 W

PHILLIPS UNIVERSITY (1-0-1)

1920 3-0 W
1921 @ 0-0 T

PITTSBURGH (1-0-1)

1959 @ 13-3 W
1960 7-7 T

POLYTECHNIC (3-1-1)

1909 @ 42-0 W
1910 6-6 T
1911 3-16 L
1912 33-3 W
1912 21-7 W

PORTLAND STATE (1-0-0)

2011 55-13 W

PURDUE (1-2-0)

1969 35-42 L
1970 @ 0-15 L
2019 @ 34-13 W

RICE (41-35-3)

1914 @ 0-0 T
1915 @ 3-33 L
1916 7-7 T
1917 @ 0-26 L
1923 @ 6-0 W

1924 3-7 L
1928 @ 7-0 W
1929 24-0 W
1930 20-0 W
1931 7-6 W
1932 @ 16-6 W
1933 26-3 W
1934 @ 7-2 W
1935 27-6 W
1936 @ 13-0 W
1937 7-2 W
1938 @ 29-7 W
1939 21-0 W
1940 @ 6-14 L
1941 0-0 T
1942 @ 0-26 L
1943 6-13 L
1944 @ 9-6 W
1945 14-13 W
1946 @ 0-13 L
1947 0-7 L
1948 @ 7-21 L
1949 14-20 L
1950 @ 26-14 W
1951 22-6 W
1952 @ 6-12 L
1953 6-19 L
1954 @ 0-6 L
1955 35-0 W
1956 @ 20-17 W
1957 0-20 L
1958 @ 21-10 W
1959 35-6 W
1960 @ 0-23 L
1961 16-35 L
1962 @ 30-7 W
1963 7-33 L
1964 @ 0-31 L
1965 42-14 W
1966 @ 10-21 L
1967 14-10 W
1968 @ 24-14 W
1969 21-17 W
1970 @ 15-17 L
1971 20-19 W
1972 @ 21-25 L
1973 9-14 L
1974 @ 14-26 L
1975 28-21 W
1976 23-26 L
1977 @ 35-15 W
1978 14-21 L
1979 @ 17-7 W
1980 24-28 L
1981 @ 28-41 L
1982 24-16 W
1983 @ 34-3 W
1984 45-24 W
1985 @ 27-34 L
1986 31-37 L
1987 @ 30-16 W
1988 21-10 W
1989 @ 30-16 W
1990 38-28 W
1991 @ 38-28 W
1992 12-29 L
1993 @ 19-34 L
1994 27-25 W
1995 @ 33-28 W
1996 17-30 L
1997 @ 19-38 L
1998 12-14 L
1999 @ 21-42 L
2000 37-0 W

SAMFORD (1-0-0)

2014 48-14 W

SAN DIEGO STATE (7-0-0)

2005 @ 23-20 W
2006 52-0 W
2007 @ 45-33 W
2008 41-7 W
2009 @ 55-12 W
2010 40-35 W

ALL-TIME SERIES RESULTS

2011 @ 27-14 W

SAN JOSE STATE (1-1-0)

1999 42-0 W
2000 @ 24-27 L

SANTA CLARA (3-0-0)

1934 @ 9-7 W
1935 vs. 10-6* W
1936 vs. 9-0* W

*San Francisco

SECOND TEXAS 132ND (0-1-0)

1917 7-14 L

SMU (52-42-7)

1915 43-0 W
1916 48-3 W
1917 21-0 W
1918 0-1 (forfeit) L
1921 @ 13-6 W
1922 0-0 T
1923 @ 0-40 L
1924 0-6 L
1926 @ 13-14 L
1927 6-28 L
1928 @ 15-6 W
1929 7-7 T
1930 @ 13-0 W
1931 0-0 T
1932 @ 8-0 W
1933 26-6 W
1934 @ 0-19 L
1935 14-20 L
1936 @ 0-0 T
1937 3-0 W
1938 @ 20-7 W
1939 7-14 L
1940 @ 0-16 L
1941 15-13 W
1942 @ 14-6 W
1943 0-20 L
1944 @ 6-9 L
1945 0-34 L
1946 @ 13-30 L
1947 19-19 T
1948 @ 7-7 T
1949 21-13 W
1950 @ 27-13 W
1951 13-2 W
1952 @ 14-7 W
1953 13-0 W
1954 @ 6-21 L
1955 20-13 W
1956 @ 21-6 W
1957 21-0 W
1958 @ 13-20 L
1959 19-0 W
1960 @ 13-0 W
1961 28-28 T
1962 @ 14-9 W
1963 22-15 W
1964 @ 17-6 W
1965 10-7 W
1966 0-21 L
1967 @ 14-28 L
1968 14-21 L
1969 @ 17-19 L
1970 26-17 W
1971 @ 18-16 W
1972 22-35 L
1973 @ 19-21 L
1974 13-33 L
1975 @ 13-28 L
1976 @ 14-34 L
1977 21-45 L
1978 @ 14-45 L
1979 7-27 L
1980 @ 14-17 L
1981 9-20 L
1982 @ 13-16 L
1983 17-21 L
1984 @ 17-26 L
1985 21-56 L
1986 @ 21-31 L

1989 28-10 W
1990 @ 42-21 W
1991 18-10 W
1992 @ 9-21 L
1993 15-21 L
1994 @ 35-14 W
1995 19-16 W
1996 @ 24-27 L
1997 21-18 W
1998 @ 6-10 L
1999 21-0 W
2000 @ 62-7 W
2001 @ 38-10 W
2002 17-6 W
2003 @ 20-13 W
2004 44-0 W
2005 @ 10-21 L
2007 21-7 W
2008 @ 48-7 W
2009 39-14 W
2010 @ 41-24 W
2011 33-40 (OT) L
2012 @ 24-16 W
2013 48-17 W
2014 @ 56-0 W
2015 56-37 W
2016 @ 33-3 W
2017 56-36 W
2018 @ 42-12 W
2019 38-41 L
2021 34-42 L
2022 @ 42-34 W

SOUTH DAKOTA STATE (1-0-0)

2016 59-41 W

SOUTH PLAINS AAF (1-0-0)

1944 34-0 W

SOUTHEAST OKLAHOMA (1-0-0)

1920 20-0 W

SOUTHEASTERN LOUISIANA (1-0-0)

2013 38-17 W

SOUTHERN MISS (4-2-0)

1989 19-17 W
2000 vs. 21-28* L
2001 @ 14-12 W
2002 37-7 W
2003 @ 28-40 L
2004 42-17 W

*Mobile Alabama Bowl

SOUTHWEST OKLAHOMA (2-0-1)

1911 @ 25-0 W
1911 @ 24-0 W
1913 @ 0-0 T

SOUTHWESTERN STATE (0-1-0)

1916 @ 13-41 L

SOUTHWESTERN (7-4-0)

1908 @ 14-5 W
1909 @ 12-0 W
1910 @ 3-25 L
1911 @ 0-21 L
1912 @ 20-0 W
1914 @ 9-10 L
1915 21-0 W
1917 20-6 W
1918 @ 14-6 W
1919 0-10 L
1920 21-16 W

STANFORD (3-0-0)

2007 @ 38-36 W
2008 31-14 W
2017 vs. 39-37* W

*Valero Alamo Bowl

STEPHEN F. AUSTIN (2-0-0)

2008 67-7 W
2015 70-7 W

SYRACUSE (1-0-0)

1956 vs. 28-27* W
*Cotton Bowl

TARLETON (1-0-0)

2022 59-17 W

TAYLOR (1-0-0)

1901 5-0 W

TEMPLE (1-1-0)

1938 @ 28-6 W
1939 @ 11-13 L

TENNESSEE (0-2-0)

1973 @ 7-39 L
1976 @ 0-31 L

TENNESSEE TECH (1-0-0)

2010 62-7 W

TEXAS (28-64-1)

1897 @ 10-18 L
1898 0-15 L
1898 @ 0-29 L
1904 @ 0-40 L
1905 @ 0-11 L
1906 @ 0-22 L
1908 @ 6-11 L
1909 @ 0-24 L
1912 @ 10-30 L
1915 @ 0-72 L
1918 @ 0-19 L
1924 0-13 L
1927 @ 0-0 T
1928 0-6 L
1929 @ 15-12 W
1930 0-7 L
1931 @ 0-10 L
1932 14-0 W
1933 @ 30-0 W
1934 19-20 L
1935 @ 28-0 W
1936 27-6 W
1937 @ 14-0 W
1938 28-6 W
1939 @ 19-25 L
1940 14-21 L
1941 @ 14-7 W
1942 13-7 W
1943 @ 7-46 L
1944 7-6 W
1945 @ 0-20 L
1946 14-0 W
1947 @ 0-20 L
1948 7-14 L
1949 @ 14-13 W
1950 7-21 L
1951 @ 21-32 L
1952 7-14 L
1953 @ 3-13 L
1954 34-35 L
1955 @ 47-20 W
1956 46-0 W
1957 @ 2-14 L
1958 22-8 W
1959 @ 14-9 W
1960 2-3 L
1961 @ 6-0 W
1962 0-14 L
1963 @ 0-17 L
1964 13-28 L
1965 @ 25-10 W
1966 3-13 L
1967 @ 24-17 W
1968 21-47 L
1969 @ 7-69 L
1970 0-58 L
1971 @ 0-31 L
1972 0-27 L
1973 @ 7-52 L
1974 16-81 L
1975 @ 11-27 L
1976 7-34 L

1977 @ 14-44 L
1978 0-41 L
1979 @ 10-35 L
1980 26-51 L
1981 @ 15-31 L
1982 21-38 L
1983 @ 14-20 L
1984 23-44 L
1985 @ 0-20 L
1986 16-45 L
1987 @ 21-24 L
1988 21-30 L
1989 @ 17-31 L
1990 10-38 L
1991 @ 0-32 L
1992 23-14 W
1993 @ 3-24 L
1994 18-34 L
1995 @ 19-27 L
2007 @ 13-34 L
2012 @ 20-13 W
2013 7-30 L
2014 @ 48-10 W
2015 50-7 W
2016 @ 31-9 W
2017 24-7 W
2018 @ 16-31 L
2019 37-27 W
2020 @ 33-31 W
2021 27-32 L
2022 @ 17-10 W

TEXAS A&M (29-56-7)

1897 @ 30-6 W
1898 0-16 L
1902 0-22 L
1903 @ 6-14 L
1903 @ 0-16 L
1903 0-11 L
1904 @ 0-29 L
1905 @ 0-20 L
1905 11-24 L
1906 @ 0-42 L
1906 0-22 L
1907 @ 5-32 L
1908 10-13 L
1909 @ 0-0 T
1910 @ 0-35 L
1910 6-23 L
1914 @ 0-40 L
1915 10-13 L
1919 0-48 L
1924 @ 0-28 L
1925 3-0 W
1926 @ 13-13 T
1927 0-0 T
1928 @ 6-0 W
1929 13-7 W
1930 @ 3-0 W
1931 6-0 W
1932 @ 17-0 W
1933 13-7 W
1934 @ 13-0 W
1935 19-14 W
1936 @ 7-18 L
1937 7-7 T
1938 @ 34-6 W
1939 6-20 L
1940 @ 7-21 L
1941 0-14 L
1942 @ 7-2 W
1943 0-13 L
1944 @ 13-7 W
1945 13-12 W
1946 @ 0-14 L
1947 26-0 W
1948 @ 27-14 W
1949 28-6 W
1950 @ 23-42 L
1951 20-14 W
1952 @ 7-7 T
1953 7-20 L
1954 @ 21-7 W
1955 16-19 L

ALL-TIME SERIES RESULTS

1956	6-7	L
1957	0-7	L
1958	@ 24-8	W
1959	39-6	W
1960	@ 14-14	T
1961	15-14	W
1962	@ 20-14	W
1963	14-14	T
1964	@ 14-9	W
1965	17-9	W
1966	@ 7-35	L
1967	0-20	L
1968	@ 7-27	L
1969	16-6	W
1970	@ 31-15	W
1971	14-3	W
1972	@ 13-10	W
1973	16-35	L
1974	@ 0-17	L
1975	6-14	L
1976	@ 10-59	L
1977	23-52	L
1978	@ 7-15	L
1979	7-30	L
1980	@ 10-13	L
1981	7-37	L
1982	@ 14-34	L
1983	10-20	L
1984	@ 21-35	L
1985	6-53	L
1986	@ 10-74	L
1987	24-42	L
1988	@ 0-18	L
1989	7-44	L
1990	@ 10-56	L
1991	7-44	L
1992	@ 10-37	L
1993	3-59	L
1994	@ 17-34	L
1995	6-38	L
2001	vs. 9-28*	L

*galleryfurniture.com Bowl

TEXAS MILITARY (1-0-0)		
1931	@ 40-0	W
TEXAS STATE (1-0-0)		
2009	56-21	W
TEXAS TECH (30-32-3)		
1926	28-16	W
1927	16-6	W
1928	28-6	W
1929	@ 22-0	W
1930	26-0	W
1936	@ 0-7	L
1942	@ 6-13	L
1943	20-40	L
1944	14-0	W
1945	@ 0-12	L
1950	19-6	W
1951	@ 19-33	L
1955	@ 32-0	W
1956	@ 7-21	L
1958	26-0	W
1959	@ 14-8	W
1960	21-7	W
1961	@ 0-10	L
1962	35-13	W
1963	35-3	W
1964	10-25	L
1965	@ 24-28	L
1966	6-3	W
1967	16-0	W
1968	@ 14-31	L
1969	35-26	W
1970	@ 14-22	L
1971	17-6	W
1972	@ 31-7	W
1973	10-24	L
1974	@ 0-28	L
1975	0-34	L
1976	10-14	L
1977	@ 17-49	L
1978	17-27	L

1979	@ 3-3	T
1980	24-17	W
1981	@ 39-39	T
1982	14-16	L
1983	@ 10-10	T
1984	27-16	W
1985	@ 7-63	L
1986	14-36	L
1987	@ 35-36	L
1988	10-23	L
1989	@ 7-37	L
1990	28-40	L
1991	@ 30-16	W
1992	28-31	L
1993	@ 21-49	L
1994	24-17	W
1995	@ 6-27	L
2004	@ 35-70	L
2006	12-3	W
2012	53-56 (30T)	L
2013	@ 10-20	L
2014	82-27	W
2015	@ 55-52	W
2016	24-27 (20T)	L
2017	@ 27-3	W
2018	14-17	L
2019	@ 33-31	W
2020	34-18	W
2021	@ 52-31	W
2022	34-24	W

TOBY'S BUSINESS COLLEGE (2-0-0)		
1896	8-6	W
1898	@ 41-0	W

TRINITY (16-4-3)		
1901	0-0	T
1902	0-28	L
1902	0-17	L
1903	@ 0-30	L
1905	6-0	W
1907	@ 27-0	W
1907	@ 6-5	W
1908	@ 11-10	W
1908	22-0	W
1910	18-6	W
1910	@ 9-0	W
1911	30-0	W
1912	@ 48-13	W
1914	7-7	T
1915	@ 25-0	W
1916	35-0	W
1917	@ 20-6	W
1919	@ 7-0	W
1920	@ 20-7	W
1921	19-3	W
1922	@ 7-7	T
1923	10-16	L
1952	@ 47-0	W

TULANE (8-4-0)		
1978	@ 13-7	W
1979	19-33	L
1985	30-13	W
1986	@ 48-31	W
1993	14-7	W
1994	@ 30-28	W
1995	16-11	W
1996	@ 7-35	L
2001	@ 22-48	L
2002	17-10	W
2003	@ 38-35	W
2004	31-35	L

TULSA (14-5-0)		
1921	16-0	W
1922	@ 0-21	L
1931	@ 0-13	L
1934	@ 14-12	W
1935	@ 13-0	W
1936	@ 10-7	W
1937	20-13	W
1938	@ 21-0	W
1939	16-0	W

1940	@ 0-7	L
1941	6-0	W
1972	@ 35-9	W
1979	@ 24-17	W
1980	17-23	L
1996	@ 31-24	W
1997	22-33	L
1998	@ 17-7	W
1999	56-17	W
2000	@ 17-3	W

UAB (1-2-0)		
2001	@ 17-38	L
2003	27-24	W
2004	@ 25-41	L

UC DAVIS (1-0-0)		
2006	46-13	W

UCLA (1-3-0)		
1939	@ 2-6	L
1942	@ 7-6	W
1952	@ 0-14	L
1961	@ 7-28	L

UNLV (9-1-0)		
1996	42-34	W
1997	@ 19-21	L
1998	@ 41-18	W
2005	51-3	W
2006	@ 25-10	W
2007	34-10	W
2008	@ 44-14	W
2009	41-0	W
2010	@ 48-6	W
2011	56-9	W

USC (3-2-0)		
1951	@ 26-28	L
1954	@ 20-7	W
1960	@ 7-6	W
1977	@ 0-51	L
1998	vs. 28-19*	W

*Sun Bowl

USF (1-1-0)		
2003	@ 13-10	W
2004	44-45 (20T)	L

UTAH (3-5-0)		
1996	@ 7-21	L
1997	18-32	L
2005	23-20 (OT)	W
2006	@ 7-20	L
2007	20-27	L
2008	@ 10-13	L
2009	55-28	W
2010	@ 47-7	W

UTAH STATE (2-0-1)		
1981	13-13	T
1982	24-9	W
1984	@ 62-18	W

UT ARLINGTON (6-2-0)		
1970	31-7	W
1971	42-0	W
1972	38-14	W
1973	49-13	W
1974	12-3	W
1975	7-24	L
1979	14-21	L
1981	38-16	W

UTEP/TEXAS WESTERN (3-2-0)		
1965	vs. 12-13*	L
1996	18-0	W
1997	@ 17-24	L
1999	52-24	W
2000	47-14	W

*Sun Bowl

VANDERBILT (3-1-0)		
1995	@ 16-3	W

1997	@ 16-40	L
1998	19-16 (20T)	W
2003	30-14	W

VIRGINIA (2-1-0)		
1994	vs. 10-20*	L
2009	30-14	W
2012	27-7	W

*Independence Bowl

WAKE FOREST (1-0-0)		
1952	27-9	W

WASHINGTON (0-1-0)		
1971	@ 26-44	L

WASHINGTON STATE (1-1-0)		
1953	@ 21-7	W
1990	3-21	L

WESTERN MICHIGAN (0-0-1)		
1992	17-17	T

WEST TEXAS STATE (1-0-0)		
1921	30-0	W

WEST VIRGINIA (5-7-0)		
1984	vs. 14-31*	L
2012	@ 39-38 (20T)	W
2013	27-30 (OT)	L
2014	@ 31-30	W
2015	40-10	W
2016	@ 10-34	L
2017	31-24	W
2018	@ 10-47	L
2019	17-20	L
2020	@ 6-24	L
2021	17-29	L
2022	@ 41-31	W

*Bluebonnet Bowl

WISCONSIN (1-0-1)		
1970	@ 14-14	T
2010	vs. 21-19*	W

*Rose Bowl

WYOMING (6-2-0)		
1998	27-34	L
2005	@ 28-14	W
2006	26-3	W
2007	@ 21-24	L
2008	54-7	W
2009	@ 45-10	W
2010	45-0	W
2011	31-20	W

YMCA (1-0-0)		
1913	32-6	W

111 AMBULANCE (1-0-0)		
1917	@ 6-0	W

YEAR-BY-YEAR RESULTS

1896 – (1-1-1)

Coach: none

Toby's Business College	W	8-6
at Houston Heavyweights	L	0-22
Houston Heavyweights	T	0-0

1897 – (3-1)

Coach: Joe J. Field

at East Dallas	W	6-0
at Texas	L	10-18
at Texas A&M	W	30-6
at Ft. Worth University	W	32-0

1898 – (1-3-1)

Coach: James Morrison

Texas	L	0-15
at Toby's Business Coll.	W	41-0
Ft. Worth University	T	0-0
at Texas	L	0-29
Texas A&M	L	0-16

1899 – (0-0-1)

Coach: none

at Baylor	T	0-0
-----------	---	-----

1900 – NO GAMES PLAYED

1901 – (1-2-1)

Coach: none

Baylor	L	0-36
Trinity	T	0-0
Baylor	L	0-42
Taylor	W	5-0

1902 – (0-5-1)

Coach: H. E. Hildebrand

Trinity University	L	0-28
at Baylor	T	0-0
Texas A&M	L	0-22
Baylor	L	0-6
at Trinity	L	0-17
Baylor	L	0-20

1903 – (0-7)

Coach: none

10/03 Baylor	L	0-14
10/10 Texas A&M	L	0-11
10/17 at Daniel Baker	L	5-10
10/24 at Trinity	L	0-30
10/31 Baylor	L	0-5
11/14 at Texas A&M	L	0-16
11/28 at Texas A&M	L	6-14

1904 – (1-4-1)

Coach: C.E. Cronk

10/01 Baylor	T	0-0
10/08 at Texas	L	0-40
10/15 at Fort Worth University	L	0-4
10/22 at Texas A&M	L	0-29
10/29 Baylor	L	0-17
11/24 at Baylor	W	5-0

1905 – (4-4)

Coach: E. J. Hyde

09/23 Baylor	W	16-0
09/30 at Texas A&M	L	0-20
10/07 at Texas	L	0-11
10/14 at Austin College	W	21-0
10/21 Trinity	W	6-0
10/28 Baylor	L	6-10
11/04 Texas A&M	L	11-24
11/11 Baylor	W	17-0

1906 – (2-5)

Coach: E. J. Hyde

10/06 Fort Worth University	L	0-6
10/13 at Texas	L	0-22
10/20 at Daniel Baker	L	0-4
10/27 at Texas A&M	L	0-42
11/10 Texas A&M	L	0-22
11/17 Deaf & Dumb Institute	W	17-6
11/29 Fort Worth University	W	9-6

1907 – (4-2-2)

Coach: E. J. Hyde

09/28 at Fort Worth University	T	0-0
10/05 at Baylor	T	6-6
10/12 at Austin College	W	27-0
10/19 at Trinity	W	27-0
10/26 at Baylor	W	11-10
11/05 at Texas A&M	L	5-32
11/16 at Trinity	W	6-5
11/23 at Baylor	L	8-16

1908 – (6-3)

Coach: J.R. Langley

09/26 Deaf & Dumb Institute	W	59-0
10/03 Baylor	W	15-0
10/10 at Texas	L	6-11
10/17 at Trinity	W	11-10
10/24 Baylor	W	10-6
10/31 Texas A&M	L	10-13
11/07 Trinity	W	22-0
11/14 at Southwestern	W	14-5
11/26 Baylor	L	8-23

1909 – (5-2-1, 2-0 TIAA)

Coach: J.R. Langley

10/02 at Polytechnic	W	42-0
10/09 at Texas A&M	T	0-0
10/16 at Baylor	W	9-0
10/23 at Austin College*	W	18-3
10/30 at Texas	L	0-24
11/06 at Baylor	W	11-10
11/15 at Southwestern*	W	12-0
11/25 at Baylor	L	3-6

* - Texas Intercollegiate Athletic Association game

1910 – (2-6-1, 0-1 TIAA)

Coach: Kemp Lewis

10/01 Polytechnic	T	6-6
10/08 at Texas A&M	L	0-35
10/15 at Southwestern*	L	3-25
10/22 at Baylor	L	0-52
10/29 Trinity	W	18-6
11/05 Texas A&M	L	6-23
11/12 at Trinity	W	9-0
11/19 Baylor	L	3-10
12/03 Epworth	L	0-30

* - Texas Intercollegiate Athletic Association game

1911 – (4-5, 0-3 TIAA)

Coach: Henry W. Lever

Trinity	W	30-0
at Southwestern*	L	0-21
at Austin College*	L	0-39
at Baylor	L	0-12
Austin College*	L	8-18
Polytechnic	L	3-16
FW Central High	W	24-0
at SW Oklahoma	W	25-0
at SW Oklahoma	W	24-0

* - Texas Intercollegiate Athletic Association game

1912 – (8-1, 3-0 TIAA)

Coach: W. T. Stewart

at Britten Training School	W	16-0
at Texas	L	10-30
at Southwestern*	W	20-0
Baylor	W	22-0
at Austin College*	W	7-0
Polytechnic	W	33-3
Howard Payne*	W	53-0
at Trinity	W	48-13
Polytechnic	W	21-7

* - Texas Intercollegiate Athletic Association game

1913 – (4-2-1, 1-0 TIAA)

Coach: Fred Cahoon

at SW Oklahoma	T	0-0
10/11 YMCA	W	32-6
10/18 Dallas	L	0-10
at Howard Payne*	W	6-0
at Burleson College	W	23-0
at North Texas State	W	15-0
at Dallas	L	0-6

* - Texas Intercollegiate Athletic Association game

1914 – (4-4-2, 2-2 TIAA)

Coach: S. A. Boles

09/26 North Texas State	W	40-0
10/02 at Southwestern*	L	9-10
10/10 Okla. School of Mines	W	20-0
10/16 at Texas A&M	L	0-40
10/24 at Rice	T	0-0
10/31 at Baylor	L	14-28
11/07 Austin College*	W	13-0
11/14 at Daniel Baker*	L	0-33
11/16 at Howard Payne*	W	14-0
11/30 Trinity	T	7-7

* - Texas Intercollegiate Athletic Association game

1915 – (4-5, 2-0 TIAA)

Coach: E. Y. Freeland

10/02 at Texas	L	0-72
10/08 SMU	W	43-0
10/16 Texas A&M	L	10-13
10/23 at Austin College*	W	28-0
10/30 at Rice	L	3-33
11/06 at Trinity	W	25-0
11/13 Southwestern*	W	21-0
11/16 Oklahoma A&M	L	0-13
11/25 at Baylor	L	0-51

* - Texas Intercollegiate Athletic Association game

1916 – (6-2-1, 3-0 TIAA)

Coach: Milton Daniel

09/30 at Meridian	W	7-0
10/07 Austin College*	W	28-2
10/14 at SMU	W	48-3
10/27 Rice	T	7-7
11/04 Trinity	W	35-0
11/11 at Southwestern State	L	13-41
11/18 at Daniel Baker*	W	23-0
11/25 at Howard Payne*	W	42-0
11/30 Baylor	L	14-32

* - Texas Intercollegiate Athletic Association game

1917 – (8-2, 2-0 TIAA)

Coach: Milton Daniel

09/29 Meridian	W	20-0
10/06 First Texas Artillery	W	14-7
10/13 at Rice	L	0-26
10/20 SMU	W	21-0
10/27 at Trinity	W	20-6
11/03 Southwestern*	W	20-6
11/10 at Austin College*	W	59-0
11/17 2nd TX 132nd Infantry	L	7-14
11/24 at 111 Ambulance	W	6-0
11/29 Baylor	W	34-0

* - Texas Intercollegiate Athletic Association game

1918 – (4-3, 2-0 TIAA)

Coach: E. M. Tipton

09/28 at Texas	L	0-19
10/05 Carruthers Field	L	6-7
at SMU (forfeit)	L	0-1
10/19 at Southwestern*	W	14-6
11/02 North Texas State	W	39-0
11/09 Austin College*	W	25-0
11/28 at Baylor	W	12-7

* - Texas Intercollegiate Athletic Association game

1919 – (1-7, 0-2 TIAA)

Coach: T. D. Hackney

10/04 North Texas State	L	6-14
10/11 at Decatur Baptist	L	0-20
10/18 Oklahoma A&M	L	7-14
10/25 Southwestern*	L	0-10
11/01 at Trinity	W	7-0
11/08 Texas A&M	L	0-48
11/15 at Austin College*	L	0-6
11/27 Baylor	L	0-7

* - Texas Intercollegiate Athletic Association game

1920 – (9-1, 3-0 TIAA CHAMPIONS)

Coach: W. L. Driver

10/02 Southeast Oklahoma	W	20-0
10/09 Austin College*	W	9-7
10/16 at Arkansas	W	19-2
10/23 at Trinity	W	20-7
10/30 Phillips	W	3-0
11/06 Missouri Osteopaths	W	19-3
11/13 at Baylor	W	21-9
11/20 Southwestern*	W	21-16
11/27 Hardin-Simmons*	W	31-2

Fort Worth Dixie Classic (Fort Worth, Texas)

01/01 vs. Centre College	L	7-63
--------------------------	---	------

* - Texas Intercollegiate Athletic Association game

1921 – (6-3-1, 0-1 TIAA)

Coach: W. L. Driver

09/24 West Texas State	W	30-0
10/01 at Hardin-Simmons*	L	7-10
10/08 at Oklahoma A&M	L	21-28
10/15 Trinity	W	19-3
10/21 Tulsa	W	16-0
10/29 at Phillips University	T	0-0
11/05 Missouri Osteopaths	W	7-0
11/12 at SMU	W	13-6
11/19 Haskell	L	0-14
11/24 Arkansas	W	19-14

* - Texas Intercollegiate Athletic Association game

1922 – (2-5-3, 0-3-1 TIAA)

Coach: John McKnight

10/07 at Dallas	W	21-6
10/14 vs. Hardin-Simmons* ¹	T	7-7
10/21 Daniel Baker*	L	13-21
10/28 at Tulsa	L	0-21
11/04 Oklahoma A&M	W	22-14
11/11 at Austin College*	L	7-20
11/18 Howard Payne*	L	14-26
11/24 at Trinity	T	7-7
11/30 at Kansas State	L	0-45
12/09 SMU	T	0-0

* - Texas Intercollegiate Athletic Association game

1 - Dallas

1923 – (4-5; 2-1 SWC)

Coach: Madison A. Bell

10/06 at Oklahoma A&M*	W	7-6
10/13 Hardin-Simmons	W	16-0
10/20 Daniel Baker	W	47-6
10/27 Centenary	L	0-23
11/04 at SMU*	L	0-40
11/10 Austin College	L	0-26
11/17 at Howard Payne	L	7-20
11/24 Trinity	L	10-16
11/29 at Rice*	W	6-0

* - Southwest Conference game

1924 – (4-5; 1-5 SWC)

Coach: Madison A. Bell

09/27 East Texas State	W	43-0
10/04 Daniel Baker	W	13-12
10/11 Oklahoma A&M*	W	17-10
10/18 at Hardin-Simmons	W	7-0
10/25 Rice*	L	3-7
11/01 SMU*	L	0-6
11/07 at Texas A&M*	L	0-28
11/15 Texas*	L	0-13
11/27 Arkansas*	L	0-20

* - Southwest Conference game

1925 – (7-1-1; 2-1-1 SWC)

Coach: Madison A. Bell

East Texas State	W	31-0
Daniel Baker	W	12-0
vs. Baylor* ¹	T	7-7
Hardin-Simmons	W	28-16
10/24 at Oklahoma A&M*	L	7-22
10/31 Abilene Christian	W	21-9
11/07 Texas A&M*	W	3-0
11/14 Arkansas*	W	3-0
Austin College	W	21-0

* - Southwest Conference game

1 - Dallas

1926 – (6-1-2; 1-1-2 SWC)

Coach: Madison A. Bell

Daniel Baker	W	5-3
Centenary	W	24-14
10/12 vs. Baylor* ¹	T	7-7
Austin College	W	7-0
Oklahoma A&M	W	3-0
Texas Tech	W	28-16
11/05 at Texas A&M*	T	13-13
11/13 at Arkansas*	W	10-7
11/25 at SMU*	L	13-14

* - Southwest Conference game

1 - Dallas

YEAR-BY-YEAR RESULTS

HISTORY

1927 – (4-3-2; 1-2-2 SWC)

Coach: Madison A. Bell

09/24	Daniel Baker	W	27-0
10/01	at Texas*	T	0-0
10/08	Texas Tech	W	16-6
10/15	Austin College	W	20-13
10/22	Texas A&M*	T	0-0
10/29	at Baylor*	W	14-0
11/05	Arkansas*	L	3-10
11/11	at Centenary	L	3-7
11/24	SMU*	L	6-28

* - Southwest Conference game

1928 – (8-2; 3-2 SWC)

Coach: Madison A. Bell

09/22	East Texas State	W	21-0
09/29	Daniel Baker	W	21-0
10/06	at Hardin-Simmons	W	19-3
10/13	Austin College	W	21-0
10/20	at Texas A&M*	W	6-0
10/27	Texas Tech	W	28-6
11/03	Baylor*	L	6-7
11/10	at Rice*	W	7-0
11/17	Texas*	L	0-6
11/29	at SMU*	W	15-6

* - Southwest Conference game

1929 – (9-0-1; 4-0-1 SWC CHAMPIONS)

Coach: Francis A. Schmidt

09/28	Daniel Baker	W	61-0
10/05	at Hardin-Simmons	W	20-0
10/12	at Centenary	W	28-0
10/19	Texas A&M*	W	13-7
10/26	at Texas Tech	W	22-0
11/02	North Texas State	W	25-0
11/09	Rice*	W	24-0
11/16	at Texas*	W	15-12
11/23	at Baylor*	W	34-7
11/30	SMU*	T	7-7

* - Southwest Conference game

1930 – (9-2-1; 4-2 SWC)

Coach: Francis A. Schmidt

09/19	at North Texas State	W	47-0
09/20	East Texas State	W	40-0
09/27	Austin College	W	33-7
10/04	at Hardin-Simmons	T	0-0
10/11	Arkansas*	W	40-0
10/18	at Texas A&M*	W	3-0
10/25	Texas Tech	W	26-0
11/01	Ablene Christian	W	62-0
11/08	Rice*	W	20-0
11/15	Texas*	L	0-7
11/22	Baylor*	L	14-35
11/29	at SMU*	W	13-0

* - Southwest Conference game

1931 – (9-2-1; 4-1-1 SWC)

Coach: Francis A. Schmidt

09/18	at Texas Military	W	40-0
09/19	North Texas State	W	33-6
09/26	LSU	W	3-0
10/03	at Tulsa	L	0-13
10/10	Austin College	W	38-0
10/17	Texas A&M*	W	6-0
10/23	at Hardin-Simmons	W	6-0
10/31	at Arkansas*	W	7-0
11/07	Rice*	W	7-6
11/14	at Texas*	L	0-10
11/21	at Baylor*	W	19-6
11/28	SMU*	T	0-0

* - Southwest Conference game

1932 – (10-0-1; 6-0 SWC CHAMPIONS)

Coach: Francis A. Schmidt

09/17	North Texas State	W	14-2
09/24	at LSU	T	3-3
10/01	Daniel Baker	W	55-0
10/08	Arkansas*	W	34-12
10/15	at Texas A&M*	W	17-0
10/22	Austin College	W	68-0
10/29	Baylor*	W	27-0
11/04	at Hardin-Simmons	W	27-0
11/11	Texas*	W	14-0
11/19	at Rice*	W	16-6
11/26	at SMU*	W	8-0

* - Southwest Conference game

1933 – (10-1-1; 5-1 SWC)

Coach: Francis A. Schmidt

09/15	at Austin College	W	33-0
09/22	at Daniel Baker	W	28-6
09/29	at North Texas State	W	13-0
10/07	at Arkansas* (forfeit)	W	0-13
10/14	Hardin-Simmons	W	20-0
10/21	Texas A&M*	W	13-7
10/28	at Centenary	T	0-0
11/04	at Baylor*	L	0-7
11/11	North Dakota	W	19-7
11/18	at Texas*	W	30-0
11/25	Rice*	W	26-3
12/02	SMU*	W	26-6

* - Southwest Conference game

1934 – (8-4; 3-3 SWC)

Coach: Dutch Meyer

09/21	at Daniel Baker	W	33-7
09/29	North Texas State	W	27-0
10/06	Arkansas*	L	10-24
10/13	at Tulsa	W	14-12
10/20	at Texas A&M*	W	13-0
10/27	at Centenary	L	0-13
11/03	Baylor*	W	34-12
11/10	at Loyola-New Orleans	W	7-0
11/17	Texas*	L	19-20
11/24	at Rice*	W	7-2
12/01	at SMU*	L	0-19
12/08	Santa Clara	W	9-7

* - Southwest Conference game

1935 – (12-1; 5-1 SWC / NATIONAL CHAMPIONS)

Coach: Dutch Meyer

09/21	Howard Payne	W	41-0
09/28	North Texas State	W	28-11
10/05	at Arkansas*	W	13-7
10/12	at Tulsa	W	13-0
10/19	Texas A&M*	W	19-14
10/26	at Centenary	W	27-7
11/02	at Baylor*	W	28-0
11/09	at Loyola-New Orleans	W	14-0
11/16	at Texas*	W	28-0
11/23	Rice*	W	27-6
11/30	SMU*	L	14-20
12/07	vs. Santa Clara ¹	W	10-6

* - Southwest Conference game

Sugar Bowl (New Orleans)

01/01	vs. LSU	W	3-2
-------	---------	---	-----

1 - San Francisco

1936 – (9-2-2; 4-1-1 SWC)

Coach: Dutch Meyer

09/18	at Howard Payne	W	6-0
09/26	at Texas Tech	L	0-7
10/03	Arkansas*	W	18-14
10/10	at Tulsa	W	10-7
10/17	at Texas A&M*	L	7-18
10/24	vs. Mississippi State ¹	T	0-0
10/31	Baylor*	W	28-0
11/07	Texas*	W	27-6
11/14	(18) Centenary	W	26-0
11/21	(18) at Rice*	W	13-0
11/28	at SMU*	T	0-0
12/12	vs. (16) Santa Clara ²	W	9-0

* - Southwest Conference game

Cotton Bowl (Dallas)

01/01	vs. Marquette	W	16-6
-------	---------------	---	------

1 - Dallas

2 - San Francisco

1937 – (4-4-2; 3-1-2 SWC)

Coach: Dutch Meyer

09/25	at Ohio State	L	0-14
10/02	at Arkansas*	T	7-7
10/09	Tulsa	W	20-13
10/16	Texas A&M*	T	7-7
10/23	at Fordham	L	6-7
10/30	at #5 Baylor*	L	0-6
11/06	at Centenary	L	9-10
11/13	at Texas*	W	14-0
11/20	Rice*	W	7-2
11/27	(14) SMU*	W	3-0

* - Southwest Conference game

1938 – (11-0; 6-0 SWC CHAMPIONS / NATIONAL CHAMPS)

Coach: Dutch Meyer

09/24	Centenary	W	13-0
10/01	Arkansas*	W	21-14
10/08	at Temple	W	28-6
10/15	at Texas A&M*	W	34-6
10/22	(7) at Marquette	W	21-0
10/29	(4) Baylor*	W	39-7
11/05	(2) at Tulsa	W	21-0
11/12	(1) Texas*	W	28-6
11/19	(2) at Rice*	W	29-7
11/26	(2) at SMU*	W	20-7

* - Southwest Conference game

Sugar Bowl (New Orleans)

01/02	(1) vs. Carnegie Tech	W	15-7
-------	-----------------------	---	------

* - Southwest Conference game

1939 – (3-7; 1-5 SWC)

Coach: Dutch Meyer

09/29	at #7 UCLA	L	2-6
10/07	at Arkansas*	L	13-14
10/14	at Temple	L	11-13
10/21	#1 Texas A&M*	L	6-20
10/28	at Centenary	W	21-0
11/04	at Baylor*	L	0-27
11/11	Tulsa	W	16-0
11/18	at Texas*	L	19-25
11/25	Rice*	W	21-0
12/02	SMU*	L	7-14

* - Southwest Conference game

1940 – (3-7; 2-4 SWC)

Coach: Dutch Meyer

09/28	Centenary	W	41-6
10/06	Arkansas*	W	20-0
10/12	at North Carolina	L	14-21
10/19	at #6 Texas A&M*	L	7-21
10/26	at Tulsa	L	0-7
11/02	Baylor*	W	14-12
11/09	at Detroit	L	0-3
11/16	Texas*	L	14-21
11/23	at Rice*	L	6-14
11/30	at #16 SMU*	L	0-16

* - Southwest Conference game

1941 – (7-3-1; 4-1-1 SWC)

Coach: Dutch Meyer

09/27	Tulsa	W	6-0
10/04	at Arkansas*	W	9-0
10/11	at Indiana	W	20-14
10/18	#9 Texas A&M*	L	0-14
10/25	vs. Fordham ¹	L	14-28
11/01	at Baylor*	W	23-12
11/08	Centenary	W	35-7
11/15	at #1 Texas*	W	14-7
11/22	(19) Rice*	T	0-0
11/29	SMU*	W	15-13

* - Southwest Conference game

Orange Bowl (Miami)

01/01	vs. Georgia	L	26-40
-------	-------------	---	-------

1 - New York

1942 – (7-3; 4-2 SWC)

Coach: Dutch Meyer

09/25	(13) at #13 UCLA	W	7-6
10/03	Arkansas*	W	13-6
10/10	Kansas	W	41-6
10/17	(17) at #9 Texas A&M*	W	7-2
10/24	(12) at Pensacola NAS	W	21-0
10/31	(9) Baylor*	L	7-10
11/07	at Texas Tech	L	6-13
11/14	#8 Texas*	W	13-7
11/21	(18) at Rice*	L	0-26
11/28	at SMU*	W	14-6

* - Southwest Conference game

1943 – (2-6; 1-4 SWC)

Coach: Dutch Meyer

10/02	vs. Arkansas* ¹	W	13-0
10/16	Texas A&M*	L	0-13
10/23	vs. Oklahoma A&M ²	W	25-0
10/30	at LSU	L	0-14
11/06	Texas Tech	L	20-40
11/13	at #16 Texas*	L	7-46
11/20	Rice*	L	6-13
11/27	SMU*	L	0-20

* - Southwest Conference game

1 - Little Rock, Ark.

2 - Oklahoma City, Okla.

1944 – (7-3-1; 3-1-1 SWC CHAMPIONS)

Coach: Dutch Meyer

09/23	vs. Kansas ¹	W	7-0
09/30	South Plains AAF	W	34-0
10/07	Arkansas	T	6-6
10/21	at Texas A&M*	W	13-7
10/28	vs. Oklahoma ²	L	19-34
11/04	at Chatham AAF	W	19-7
11/11	Texas Tech	W	14-0
11/18	Texas*	W	7-6
11/25	at Rice*	W	9-6
12/02	at SMU*	L	6-9

Cotton Bowl (Dallas)

01/01	vs. Oklahoma A&M	L	0-34
-------	------------------	---	------

* - Southwest Conference game

1 - Kansas City, Mo.

2 - Oklahoma City, Okla.

1945 – (5-5; 3-3 SWC)

Coach: Dutch Meyer

09/22	vs. Kansas ¹	W	18-0
09/29	at Baylor*	W	7-6
10/06	at Arkansas*	L	14-27
10/20	Texas A&M*	W	13-12
10/27	Oklahoma A&M	L	12-25
11/03	at Oklahoma	W	13-7
11/10	at Texas Tech	L	0-12
11/17	at #17 Texas*	L	0-20
11/24	Rice*	W	14-13
12/01	SMU*	L	0-34

* - Southwest Conference game

1 - Kansas City, Mo.

1946 – (2-7-1; 2-4 SWC)

Coach: Dutch Meyer

09/21	vs. Kansas ¹	T	0-0
09/28	Baylor*	W	19-16
10/05	Arkansas*	L	14-34
10/12	at Miami (Fla.)	L	12-20
10/19	at Texas A&M*	L	0-14
10/26	vs. Oklahoma A&M ²	L	6-7
11/09	Oklahoma	L	12-14
11/16	#6 Texas*	W	14-0
11/23	at Rice*	L	0-13
11/30	at SMU*	L	13-30

* - Southwest Conference game

1 - Kansas City, Mo.

2 - Oklahoma City, Okla.

1947 – (4-5-2; 2-3-1 SWC)

Coach: Dutch Meyer

09/20	vs
-------	----

YEAR-BY-YEAR RESULTS

1950 – (5-5; 3-3 SWC)

Coach: Dutch Meyer

09/23	at Kansas	W	14-7	
09/30	at Oklahoma A&M	L	7-18	
10/07	Arkansas*	W	13-6	
10/14	Texas Tech	W	19-6	
10/21	at Texas A&M*	L	23-42	
10/28	at Ole Miss	L	7-19	
11/04	Baylor*	L	14-20	
11/18	#6 Texas*	L	7-21	
11/25	at Rice*	W	26-14	
12/02	at SMU*	W	27-13	

* - Southwest Conference game

1951 – (6-5; 5-1 SWC CHAMPIONS)

Coach: Dutch Meyer

09/22	Kansas	L	13-27	
09/29	at #12 Nebraska	W	28-7	
10/06	vs. Arkansas* ¹	W	17-7	
10/13	at Texas Tech	L	19-33	
10/20	Texas A&M*	W	20-14	
10/27	at USC	L	26-28	
11/03	at #8 Baylor*	W	20-7	
11/17	at #15 Texas*	L	21-32	
11/24	Rice*	W	22-6	
12/01	SMU*	W	13-2	

Cotton Bowl (Dallas)

01/01	vs. Kentucky	L	7-20	
-------	--------------	---	------	--

 * - Southwest Conference game
1- Little Rock, Ark.

1952 – (4-4-2; 2-2-2 SWC)

Coach: Dutch Meyer

09/20	(9) at #17 Kansas	L	0-13	
09/27	at #6 UCLA	L	0-14	
10/04	Arkansas*	W	13-7	
10/11	at Trinity	W	47-0	
10/18	at Texas A&M*	T	7-7	
11/01	Baylor*	T	20-20	
11/08	Wake Forest	W	27-9	
11/15	#9 Texas*	L	7-14	
11/22	at Rice*	L	6-12	
11/29	at SMU*	W	14-7	

* - Southwest Conference game

1953 – (3-7; 1-5 SWC)

Coach: Abe Martin

09/19	Kansas	W	13-0	
10/03	at Arkansas*	L	6-13	
10/10	at Michigan State	L	19-26	
10/17	Texas A&M*	L	7-20	
10/24	at Penn State	L	21-27	
10/31	at #3 Baylor*	L	7-25	
11/07	at Washington State	W	21-7	
11/13	at #10 Texas*	L	3-13	
11/21	Rice*	L	6-19	
11/28	SMU*	W	13-0	

* - Southwest Conference game

1954 – (4-6; 1-5 SWC)

Coach: Abe Martin

09/18	at Kansas	W	27-6	
09/25	(20) at Oklahoma	L	16-21	
10/02	Arkansas*	L	13-20	
10/08	at USC	W	20-7	
10/16	at Texas A&M*	W	21-7	
10/23	(17) Penn State	W	20-7	
10/30	Baylor*	L	7-12	
11/13	Texas*	L	34-35	
11/20	at Rice*	L	0-6	
11/27	at SMU*	L	6-21	

* - Southwest Conference game

1955 – (9-2; 5-1 SWC CHAMPIONS)

Coach: Abe Martin

09/18	Kansas	W	47-14	25,000
09/24	at Texas Tech	W	32-0	
10/01	(10) at Arkansas*	W	26-0	
10/08	(8) at Alabama	W	21-0	
10/15	(7) #11 Texas A&M*	L	16-19	
10/21	(18) at Miami (Fla.)	W	21-19	44,045
10/29	(14) at Baylor*	W	28-6	32,222
11/12	(8) at Texas*	W	47-20	55,000
11/19	(7) Rice*	W	35-0	
11/26	(7) SMU*	W	20-13	33,000

Cotton Bowl (Dallas)

01/02	(6) vs. Ole Miss	L	13-14	75,504
-------	------------------	---	-------	--------

* - Southwest Conference game

1956 – (8-3; 5-1 SWC)

Coach: Abe Martin

09/23	(7) at Kansas	W	32-0	28,000
10/06	(8) Arkansas*	W	41-6	
10/13	(4) at Alabama	W	23-6	
10/20	(4) at #5 Texas A&M*	L	6-7	42,000
10/27	(10) Miami (Fla.)	L	0-14	25,000
11/03	(10) Baylor*	W	7-6	
11/10	(17) at Texas Tech	L	7-21	
11/17	Texas*	W	46-0	
11/24	(18) at Rice*	W	20-17	
12/01	(14) at SMU*	W	21-6	32,500

Cotton Bowl (Dallas)

01/01	(14) vs. #8 Syracuse	W	28-27	68,000
-------	----------------------	---	-------	--------

* - Southwest Conference game

1957 – (5-4-1; 2-4 SWC)

Coach: Abe Martin

09/21	Kansas	T	13-13	20,000
09/28	at Ohio State	W	18-14	81,784
10/05	vs. (18) Arkansas* ¹	L	7-20	37,000
10/12	Alabama	W	28-0	20,000
10/19	#1 Texas A&M*	L	0-7	47,000
10/26	at Marquette	W	26-7	10,925
11/02	at Baylor*	W	19-6	30,000
11/16	(17) at Texas*	L	2-14	30,000
11/23	Rice*	L	0-20	20,000
11/30	SMU*	W	21-0	25,000

 * - Southwest Conference game
1- Little Rock, Ark.

1958 – (8-2-1; 5-1 SWC CHAMPIONS)

Coach: Abe Martin

09/20	(8) at Kansas	W	42-0	20,000
09/27	(6) at Iowa	L	0-17	54,500
10/04	Arkansas*	W	12-7	25,000
10/11	Texas Tech	W	26-0	22,000
10/18	(20) at Texas A&M*	W	24-8	26,500
11/01	(18) Baylor*	W	22-0	
11/08	(11) Marquette	W	36-8	
11/15	(9) #16 Texas*	W	22-8	39,000
11/22	(7) at Rice*	W	21-10	55,000
11/29	(7) at #18 SMU*	L	13-20	49,000

Cotton Bowl (Dallas)

01/01	(10) vs. Air Force	T	0-0	75,504
-------	--------------------	---	-----	--------

* - Southwest Conference game

1959 – (8-3; 5-1 SWC CO-CHAMPIONS)

Coach: Abe Martin

09/19	(13) Kansas	W	14-7	25,000
09/26	(9) at LSU	L	0-10	67,000
10/03	at Arkansas*	L	0-3	21,000
10/10	at Texas Tech	W	14-8	23,000
10/17	Texas A&M*	W	39-6	
10/24	(16) at Pittsburgh	W	13-3	27,397
10/31	(15) at Baylor*	W	14-0	26,000
11/14	(18) at #2 Texas*	W	14-9	43,000
11/21	(10) Rice*	W	35-6	
11/28	(8) SMU*	W	19-0	40,000

Bluebonnet Bowl (Houston)

12/19	(7) vs. Clemson	L	7-23	55,000
-------	-----------------	---	------	--------

* - Southwest Conference game

1960 – (4-4-2; 3-3-1 SWC)

Coach: Abe Martin

09/17	(11) at Kansas	L	7-21	32,000
09/24	at USC	W	7-6	31,475
10/01	#14 Arkansas*	L	0-7	38,000
10/08	Texas Tech*	W	21-7	25,000
10/15	at Texas A&M*	T	14-14	16,000
10/22	Pittsburgh	T	7-7	25,000
10/29	#7 Baylor*	W	14-6	35,000
11/12	#11 Texas*	L	2-3	
11/19	at #10 Rice*	L	0-23	
11/26	at SMU*	W	13-0	20,000

* - Southwest Conference game

1961 – (3-5-2; 2-4-1 SWC)

Coach: Abe Martin

09/23	#8 Kansas	W	17-16	27,000
09/30	at Ohio State	T	7-7	82,878
10/07	vs. Arkansas* ¹	L	3-28	41,000
10/14	at Texas Tech*	L	0-10	25,500
10/21	Texas A&M*	W	15-14	43,000
11/04	at #9 Baylor*	L	14-28	23,000
11/11	at #16 UCLA	L	7-28	29,230
11/18	at #1 Texas*	W	6-0	50,000
11/25	Rice*	L	16-35	22,000
12/02	SMU*	T	28-28	20,000

 * - Southwest Conference game
1- Little Rock, Ark.

1962 – (6-4; 5-2 SWC)

Coach: Abe Martin

09/22	at Kansas	W	6-3	35,000
09/29	at Miami (Fla.)	L	20-21	51,251
10/06	#15 Arkansas*	L	14-42	42,536
10/13	Texas Tech*	W	35-13	22,000
10/20	at Texas A&M*	W	20-14	23,000
11/03	Baylor*	W	28-26	20,000
11/10	at LSU	L	0-5	66,500
11/17	#5 Texas*	L	0-14	43,392
11/24	at Rice*	W	30-7	
12/01	at SMU*	W	14-9	15,400

* - Southwest Conference game

1963 – (4-5-1; 2-4-1 SWC)

Coach: Abe Martin

09/21	Kansas	W	10-3	28,000
09/28	at Florida State	W	13-0	16,000
10/05	at #12 Arkansas*	L	3-18	32,000
10/12	at Texas Tech*	W	35-3	31,500
10/19	Texas A&M*	T	14-14	37,372
11/02	at Baylor*	L	13-32	36,000
11/09	at LSU	L	14-28	67,000
11/16	at #1 Texas*	L	0-17	58,000
11/30	SMU*	W	22-15	19,294
12/07	Rice*	L	7-33	13,000

* - Southwest Conference game

1964 – (4-6; 3-4 SWC)

Coach: Abe Martin

09/19	at Kansas	L	3-7	38,000
09/26	Florida State	L	0-10	20,000
10/03	#11 Arkansas*	L	6-29	20,000
10/10	Texas Tech*	L	10-25	23,902
10/17	at Texas A&M*	W	14-9	21,500
10/24	Clemson	W	14-10	14,154
10/31	Baylor*	W	17-14	22,119
11/14	#5 Texas*	L	13-28	36,000
11/21	at Rice*	L	0-31	25,000
11/28	at SMU*	W	17-6	12,000

* - Southwest Conference game

1965 – (6-5; 5-2 SWC)

Coach: Abe Martin

09/18	at #1 Nebraska	L	14-34	52,650
09/25	Florida State	W	7-3	18,506
10/02	vs. #4 Arkansas* ¹	L	0-28	47,000
10/09	at Texas Tech*	L	24-28	35,000
10/16	#9 Texas A&M*	W	17-9	35,096
10/23	at Clemson	L	0-3	33,000
10/30	at Baylor*	W	10-7	32,000
11/13	at Texas*	W	25-10	51,500
11/20	Rice*	W	42-14	16,606
11/27	SMU*	W	10-7	19,000

Sun Bowl (El Paso, Texas)

12/19	vs. Texas Western	L	12-13	27,450
-------	-------------------	---	-------	--------

 * - Southwest Conference game
1- Little Rock, Ark.

1966 – (2-8; 2-5 SWC)

Coach: Abe Martin

09/17	at #3 Nebraska	L	10-14	60,974
09/24	at Ohio State	L	7-14	75,374
10/01	#7 Arkansas*	L	0-21	44,415
10/08	Texas Tech*	W	6-3	25,064
10/15	at #21 Texas A&M*	L	7-35	28,500
10/22	at Auburn	L	6-7	40,000
10/29	#12 Baylor*	W	6-0	24,378
11/12	Texas*	L	3-13	31,457
11/19	at Rice*	L	10-21	
11/26	#18 SMU*	L	0-21	30,757

* - Southwest Conference game

1967 – (4-6; 4-3 SWC)

Coach: Fred Taylor

09/23	at Iowa	L	9-24	46,731
09/30	at Georgia Tech	L	9-24	55,299
10/07	at Arkansas*	L	0-26	40,000
10/21	Texas A&M*	L	0-20	37,166
10/28	Nebraska	L	0-29	16,656
11/04	at Baylor*	W	29-7	25,000
11/11	Texas Tech*	W	16-0	23,428
11/18	at Texas*	W	24-17	51,000
11/25	Rice*	W	14-10	16,600
12/02	at SMU*	L	14-28	17,000

* - Southwest Conference game

1968 – (3-7; 2-5 SWC)

Coach: Fred Taylor

YEAR-BY-YEAR RESULTS

1974 – (1-10; 0-7 SWC)
Coach: Jim Shofner

09/14	UTA	W	12-3	17,210
09/21	at Arizona State	L	7-37	50,811
09/28	at Minnesota	L	7-9	32,622
10/05	#20 Arkansas*	L	0-49	30,210
10/12	SMU*	L	13-33	16,492
10/19	at #8 Texas A&M*	L	0-17	36,701
10/26	at Alabama	L	3-41	63,191
11/02	Baylor*	L	7-21	18,792
11/09	at Texas Tech*	L	0-28	40,189
11/16	#7 Texas*	L	16-81	24,983
11/23	at Rice*	L	14-26	12,000

* - Southwest Conference game

1975 – (1-10; 1-6 SWC)
Coach: Jim Shofner

09/12	UTA	L	7-24	17,442
09/20	Arizona State	L	10-33	13,122
09/27	at #4 Nebraska	L	14-56	75,931
10/04	at Arkansas*	L	8-19	51,250
10/10	at SMU*	L	13-28	15,883
10/18	#6 Texas A&M*	L	6-14	34,210
10/25	at Alabama	L	0-45	52,000
11/01	at Baylor*	L	6-24	41,500
11/08	Texas Tech*	L	0-34	18,200
11/15	at #7 Texas*	L	11-27	34,500
11/22	Rice*	W	28-21	12,875

* - Southwest Conference game

1976 – (0-11; 0-8 SWC)
Coach: Jim Shofner

09/11	at SMU*	L	14-34	24,328
09/18	at Tennessee	L	0-31	79,564
09/25	at #6 Nebraska	L	10-64	74,981
10/02	at Arkansas*	L	14-46	37,186
10/09	Rice*	L	23-26	14,210
10/23	at Miami (Fla.)	L	0-49	10,539
10/30	at #14 Houston*	L	21-49	18,263
11/06	#10 Texas Tech*	L	10-14	20,986
11/13	Texas*	L	7-34	16,523
11/20	at #16 Texas A&M*	L	10-59	44,055
11/27	Baylor*	L	19-24	11,480

* - Southwest Conference game

1977 – (2-9; 1-7 SWC)
Coach: F. A. Dry

09/10	SMU*	L	21-45	19,576
09/17	Oregon	L	24-29	15,031
09/24	at #2 USC	L	0-51	54,620
10/01	#12 Arkansas*	L	6-42	22,713
10/08	at Rice*	W	35-15	12,000
10/22	Miami (Fla.)	W	21-17	12,224
10/29	Houston*	L	14-42	17,853
11/05	at Texas Tech*	L	17-49	42,124
11/12	at #1 Texas*	L	14-44	54,000
11/19	#11 Texas A&M*	L	23-52	28,563
11/26	at Baylor*	L	9-48	15,000

* - Southwest Conference game

1978 – (2-9; 0-8 SWC)
Coach: F. A. Dry

09/09	at SMU*	L	14-45	41,112
09/23	at Oregon	W	14-10	30,500
09/30	at Penn State	L	0-58	76,832
10/07	at #4 Arkansas*	L	3-42	54,430
10/14	Rice*	L	14-21	14,433
10/21	at Tulane	W	13-7	22,748
10/28	Baylor*	L	21-28	16,722
11/04	at #11 Houston*	L	6-63	30,011
11/11	Texas Tech*	L	17-27	17,228
11/18	#9 Texas*	L	0-41	20,014
11/25	at Texas A&M*	L	7-15	41,484

* - Southwest Conference game

1979 – (2-8-1; 1-6-1 SWC)
Coach: F. A. Dry

09/15	SMU*	L	7-27	28,732
09/22	Tulane	L	19-33	15,208
09/29	UTA	L	14-21	20,212
10/06	#13 Arkansas*	L	13-16	25,317
10/13	at Rice*	W	17-7	12,000
10/20	at Tulsa	W	24-17	20,000
10/27	at Baylor*	L	3-16	36,250
11/03	Houston*	L	10-21	25,412
11/10	at Texas Tech*	T	3-3	40,091
11/17	at #6 Texas*	L	10-35	61,597
11/24	Texas A&M*	L	7-30	27,229

* - Southwest Conference game

1980 – (1-10; 1-7 SWC)
Coach: F. A. Dry

09/13	Auburn	L	7-10	22,812
09/20	at SMU*	L	14-17	29,622
09/27	at Georgia	L	3-34	59,200
10/04	at #14 Arkansas*	L	7-44	42,314
10/11	Rice*	L	24-28	15,226
10/18	Tulsa	L	17-23	12,367
10/25	#11 Baylor*	L	6-21	22,385
11/01	at Houston*	L	5-37	25,502
11/08	Texas Tech*	W	24-17	18,752
11/15	Texas*	L	26-51	20,569
11/22	at Texas A&M*	L	10-13	48,250

* - Southwest Conference game

1981 – (2-7-2; 1-6-1 SWC)
Coach: F. A. Dry

09/05	at Auburn	L	16-24	48,000
09/19	UTA	W	38-16	18,071
09/26	SMU*	L	9-20	25,862
10/03	#18 Arkansas*	W	28-24	30,313
10/10	at Rice*	L	28-41	15,000
10/17	Utah State	T	13-13	15,357
10/24	at Baylor*	L	21-34	40,000
10/31	Houston*	L	16-20	13,257
11/07	at Texas Tech*	T	39-39	37,714
11/14	at #10 Texas*	L	15-31	60,038
11/21	Texas A&M*	L	7-37	29,483

* - Southwest Conference game

1982 – (3-8; 2-6 SWC)
Coach: F. A. Dry

09/11	Utah State	W	24-9	17,423
09/18	at Kansas	L	19-30	
09/25	at SMU*	L	13-16	34,321
10/02	at #10 Arkansas*	L	0-35	54,868
10/09	Rice*	W	24-16	20,278
10/16	at Ole Miss	L	9-27	37,218
10/23	Baylor*	W	38-14	23,811
10/30	at Houston*	L	27-31	21,103
11/06	Texas Tech*	L	14-16	22,104
11/13	#20 Texas*	L	21-38	22,468
11/20	at Texas A&M*	L	14-34	51,892

* - Southwest Conference game

1983 – (1-8-2; 1-6-1 SWC)
Coach: Jim Wacker

09/10	Kansas	T	16-16	27,244
09/17	at Kansas State	L	3-20	25,400
09/24	SMU*	L	17-21	34,405
10/01	Arkansas*	L	21-38	28,310
10/08	at Rice*	W	34-3	10,000
10/15	Ole Miss	L	7-20	21,176
10/22	at Baylor*	L	21-56	35,876
10/29	Houston*	L	21-28	16,810
11/05	at Texas Tech*	T	10-10	37,507
11/12	at #2 Texas*	L	14-20	61,156
11/19	Texas A&M*	L	10-20	28,640

* - Southwest Conference game

1984 – (8-4; 5-3 SWC)
Coach: Jim Wacker

09/15	at Utah State	W	62-18	12,009
09/22	Kansas State	W	42-10	28,412
09/29	at SMU*	L	17-26	58,206
10/06	at Arkansas*	W	32-31	42,208
10/13	Rice*	W	45-24	22,612
10/20	North Texas State	W	34-3	18,795
10/27	Baylor*	W	38-28	23,885
11/03	(20) at Houston*	W	21-14	20,102
11/10	(15) Texas Tech*	W	27-16	34,075
11/17	(12) #10 Texas*	L	23-44	47,280
11/24	(17) at Texas A&M*	L	21-35	38,209

Bluebonnet Bowl (Houston)
vs. West Virginia L 14-31 43,260

* - Southwest Conference game

1985 – (3-8; 0-8 SWC)
Coach: Jim Wacker

09/14	Tulane	W	30-13	31,512
09/21	at Kansas State	W	24-22	15,500
09/28	SMU*	L	21-56	42,414
10/05	#10 Arkansas*	L	0-41	40,112
10/12	at Rice*	L	27-34	10,000
10/19	North Texas State	W	14-10	19,914
10/26	at #13 Baylor*	L	0-45	42,500
11/02	Houston*	L	21-26	19,854
11/09	at Texas Tech*	L	7-63	33,536
11/16	at Texas*	L	0-20	66,397
11/23	Texas A&M*	L	6-53	38,782

* - Southwest Conference game

1986 – (3-8; 1-7 SWC)
Coach: Jim Wacker

09/13	at Tulane	W	48-31	34,187
09/20	Kansas State	W	35-22	26,139
09/27	at SMU*	L	21-31	35,481
10/04	at #8 Arkansas*	L	17-34	41,808
10/11	Rice*	L	31-37	21,092
10/18	North Texas State	L	20-24	16,021
10/25	Baylor*	L	17-28	24,101
11/01	at Houston*	W	30-14	10,125
11/08	Texas Tech*	L	14-36	25,729
11/15	Texas*	L	16-45	27,517
11/22	at #11 Texas A&M*	L	10-74	59,126

* - Southwest Conference game

1987 – (5-6; 3-4 SWC)
Coach: Jim Wacker

09/5	at Boston Coll.	L	20-38	30,000
09/12	at Air Force	L	10-21	41,000
09/19	BYU	W	33-12	22,615
10/03	Arkansas*	L	10-20	39,017
10/10	at Rice*	W	30-16	11,700
10/17	North Texas State	W	19-10	23,291
10/24	at Baylor*	W	24-0	36,138
10/31	Houston*	W	35-7	25,257
11/07	at Texas Tech*	L	35-36	28,516
11/14	at Texas*	L	21-24	63,642
11/21	#8 Texas A&M*	L	24-42	40,164

* - Southwest Conference game

1988 – (4-7; 2-5 SWC)
Coach: Jim Wacker

09/10	at Georgia	L	10-38	72,680
09/17	Bowling Green	W	49-12	18,706
09/24	Boston College	W	31-17	25,335
10/01	at Arkansas*	L	10-53	41,240
10/08	Rice*	W	21-10	25,102
10/15	at BYU	L	18-31	64,103
10/22	Baylor*	W	24-14	25,221
10/29	at Houston*	L	12-40	15,582
11/05	Texas Tech*	L	10-23	29,363
11/12	Texas*	L	21-30	29,083
11/19	at #13 Texas A&M*	L	0-18	52,969

* - Southwest Conference game

1989 – (4-7; 2-6 SWC)
Coach: Jim Wacker

09/09	at Missouri	L	10-14	39,449
09/16	Texas A&M*	L	7-44	42,960
09/23	Southern Miss	W	19-17	15,839
09/30	SMU*	W	28-10	26,023
10/07	#7 Arkansas*	L	19-41	25,734
10/14	at Rice*	W	30-16	12,100
10/21	Air Force	W	27-9	23,593
10/28	at Baylor*	L	9-27	35,713
11/04	Houston*	L	10-55	19,112
11/11	at Texas Tech*	L	7-37	39,255
11/18	at Texas*	L	17-31	50,882

* - Southwest Conference game

1990 – (5-6; 3-5 SWC)
Coach: Jim Wacker

09/01	Washington State	L	3-21	25,198
09/08	at Missouri	W	20-19	35,284
09/22	Oklahoma State	W	31-21	25,082
09/29	at SMU*	W	42-21	20,100
10/06	vs. #21 Arkansas* ¹	W	54-26	51,512
10/13	Rice*	W	38-28	23,704
10/27	(24) Baylor*	L	21-27	28,035
11/03	at Houston*	L	35-56	25,727
11/10	Texas Tech*	L	28-40	28,730
11/17	#7 Texas*	L	10-38	39,007
11/24	at #19 Texas A&M*	L	10-56	40,378

* - Southwest Conference game
1- Little Rock, Ark.

1991 – (7-4; 4-4 SWC)
Coach: Jim Wacker

09/07	New Mexico	W	60-7	22,005
09/14	Ball State	W	22-16	25,383
09/21	at Oklahoma State	W	24-21	37,206
09/28	at Texas Tech*	W	30-16	40,276
10/05	Arkansas*	L	21-22	34,246
10/19	at Rice*	W	38-28	22,400
10/26	at #22 Baylor*	L	9-26	39,102
11/02	SMU*	W	18-10	23,941
11/07	Texas A&M*	L	7-44	27,010
11/16	at Texas*	L	0-32	57,656
11/23	Houston*	W	49-45	20,091

* - Southwest Conference game

1992 – (2-8-1; 1-6 SWC)
Coach: Pat Sullivan

09/05	at New Mexico	L	7-24	24,742
09/12	Western Michigan	T	17-17	26,272
09/26	at SMU*	L	9-21	18,100
10/03	Oklahoma State	W	13-11	27,222
10/10	Baylor*	L	20-41	25,911
10/17	at #1 Miami	L	10-45	42,915
10/24	Rice*	L	12-29	21,716
10/31	at Houston*	L	46-49	15,126
11/07	#20 Texas*	W	23-14	27,238
11/14	Texas Tech*	L	28-31	26,386
11/21	at #4 Texas A&M*	L	10-37	55,086

* - Southwest Conference game

1993 – (4-7; 2-5 SWC)
Coach: Pat Sullivan

09/04	Oklahoma	L	3-35	40,418
09/11	New Mexico	W	35-34	18,184
09/25	SMU*	L	15-21	26,799
10/02	at Oklahoma State	L	22-27	40,007
10/09	at Rice*	L	19-34	17,000
10/16	Tulane	W	14-7	22,487
10/23	at Baylor*	W	3	

YEAR-BY-YEAR RESULTS

1998 – (7-5; 4-4 WAC)

Coach: Dennis Franchione

09/05	at Iowa State	W	31-21	33,008
09/12	Oklahoma	L	9-10	38,256
09/26	#23 Air Force*	W	35-34	26,418
10/03	Vanderbilt	W 2ot	19-16	26,210
10/10	Fresno State*	W	21-10	28,013
10/17	at SMU*	L	6-10	26,360
10/24	at Colorado State*	L	21-42	31,640
10/31	Wyoming*	L	27-34	23,080
11/07	Rice*	L	12-14	21,111
11/14	at Tulsa*	W	17-7	12,628
11/21	at UNLV*	W	41-18	15,441
Sun Bowl (El Paso, Texas)				
12/31	vs. USC	W	28-19	46,612

* - Western Athletic Conference game

1999 – (8-4; 5-2 WAC CO-CHAMPIONS)

Coach: Dennis Franchione

09/05	#15 Arizona	L	31-35	34,612
09/11	at Northwestern	L	7-17	26,494
09/25	at Arkansas State	W	24-21	14,781
10/02	at Fresno State*	L ot	19-26	37,712
10/09	San Jose State*	W	42-0	21,093
10/16	Tulsa*	W	56-17	27,957
10/23	at Rice*	L	21-42	28,535
10/30	at Hawaii**	W	34-14	36,026
11/13	North Texas	W	27-3	27,133
11/20	UTEP*	W	52-24	21,218
11/26	SMU*	W	21-0	25,725
Mobile Alabama Bowl (Mobile, Ala.)				
12/22	vs. #20 East Carolina	W	28-14	34,200

* - Western Athletic Conference game

2000 – (10-2; 7-1 WAC CO-CHAMPIONS)

Coach: Dennis Franchione

09/09	at Nevada*	W	41-10	19,797
09/16	Northwestern	W	41-14	30,796
09/23	Arkansas State	W	52-3	32,167
09/30	at Navy	W	24-0	28,477
10/07	Hawaii**	W	41-21	31,896
10/21	at Tulsa*	W	17-3	20,034
10/28	Rice*	W	37-0	30,762
11/04	at San Jose State*	L	24-27	15,681
11/11	Fresno State*	W	24-7	29,316
11/18	UTEP*	W	47-14	41,068
11/24	at SMU*	W	62-7	35,551
GMAC Mobile Alabama Bowl (Mobile, Ala.)				
12/20	vs. Southern Miss	L	21-28	40,300

* - Western Athletic Conference game

2001 – (6-6; 4-3 CONFERENCE USA)

Coach: Gary Patterson

08/25	at #4 Nebraska	L	7-21	77,473
09/01	at North Texas	W	19-5	22,837
09/08	at SMU	W	38-10	24,122
09/22	Northwestern State	L ot	24-27	30,409
09/29	at Houston*	W	34-17	19,708
10/13	at Tulane*	L	22-48	18,778
10/20	Army*	W	38-20	38,168
10/30	East Carolina*	L	30-37	25,134
11/10	at UAB*	L	17-38	16,972
11/23	#17 Louisville*	W	37-22	22,176
12/07	at Southern Miss*	W	14-12	23,114
galleryfurniture.com Bowl (Houston)				
12/28	vs. Texas A&M	L	9-28	53,480

* - Conference USA game

2002 – (10-2; 6-2 C-USA CO-CHAMPIONS)

Coach: Gary Patterson

09/02	at Cincinnati*	L ot	29-36	25,518
09/07	at Northwestern	W	48-24	21,422
09/14	SMU	W	17-6	30,621
09/21	North Texas	W	16-10	33,281
10/05	Houston*	W	34-17	24,088
10/12	at Army*	W	46-27	32,454
10/19	at Louisville*	W	45-31	34,127
10/30	Southern Miss*	W	37-7	26,612
11/09	Tulane*	W	17-10	27,694
11/23	at East Carolina*	L	28-31	23,189
11/30	Memphis*	W	27-20	24,583
AXA Liberty Bowl (Memphis, Tenn.)				
12/31	vs. #23 Colorado State	W	17-3	55,207

* - Conference USA game

2003 – (11-2; 7-1 CONFERENCE USA)

Coach: Gary Patterson

09/01	(25) at Tulane*	W	38-35	28,966
09/06	(25) Navy	W	17-3	35,688
09/20	(20) Vanderbilt	W	30-14	37,192
09/27	(19) at Arizona	W ot	13-10	39,282
10/04	(20) Army*	W	27-0	39,282
10/10	(18) at USF*	W	13-10	33,368
10/18	(16) UAB*	W	27-24	28,927
10/25	(15) at Houston*	W	62-55	21,136
11/05	(13) Louisville*	W	31-28	33,681
11/15	(10) Cincinnati*	W	43-10	42,161
11/20	(10) at Southern Miss*	L	28-40	30,141
11/29	(19) at SMU	W	20-13	20,112
PlainsCapital Fort Worth Bowl (Fort Worth)				
12/23	(19) vs. #18 Boise State	L	31-34	30,028

* - Conference USA game

2004 – (5-6; 3-5 CONFERENCE USA)

Coach: Gary Patterson

09/02	Northwestern	W 2ot	48-45	26,843
09/11	SMU	W	44-0	33,458
09/18	at Texas Tech	L	35-70	51,271
09/25	USF*	L 2ot	44-45	27,546
10/02	at Army*	W	21-17	32,707
10/15	at UAB*	L	25-41	33,280
10/23	Houston*	W	34-27	36,276
10/30	at Cincinnati*	L	10-21	20,453
11/10	at #12 Louisville*	L	28-55	40,107
11/20	Southern Miss*	W	42-17	27,992
11/27	Tulane*	L	31-35	24,362

* - Conference USA game

2005 – (11-1; 8-0 MWC CHAMPIONS)

Coach: Gary Patterson

09/03	at #5 Oklahoma	W	17-10	84,332
09/10	(22) at SMU	L	10-21	22,416
09/15	Utah*	W ot	23-20	25,220
09/24	at BYU*	W ot	51-50	58,320
10/01	New Mexico*	W	49-28	32,251
10/08	at Wyoming*	W	28-14	27,723
10/15	(25) Army	W	38-17	34,478
10/22	(21) at Air Force*	W	48-10	33,210
10/29	(20) at San Diego State*	W	23-20	21,698
11/05	(20) Colorado State*	W	33-6	36,284
11/12	(18) UNLV*	W	51-3	28,035
EV1.net Houston Bowl (Houston)				
12/31	(14) vs. Iowa State	W	27-24	37,286

* - Mountain West Conference game

2006 – (11-2; 6-2 MWC)

Coach: Gary Patterson

09/03	(22) at Baylor	W	17-7	42,733
09/09	(23) UC Davis	W	46-13	25,272
09/16	(20) #24 Texas Tech	W	12-3	45,647
09/28	(17) BYU*	L	17-31	32,190
10/05	at Utah*	L	7-20	43,790
10/21	at Army	W	31-17	33,614
10/28	Wyoming*	W	26-3	31,394
11/04	at UNLV*	W	25-10	13,916
11/11	at New Mexico*	W	27-21	32,754
11/18	San Diego State*	W	52-0	26,287
11/25	at Colorado State*	W	45-14	16,146
12/02	Air Force*	W	38-14	30,767
Poinsettia Bowl (San Diego)				
12/19	(25) vs. Northern Illinois	W	37-7	29,709

* - Mountain West Conference game

2007 – (8-5; 4-4 MWC)

Coach: Gary Patterson

09/01	(22) Baylor	W	27-0	35,606
09/08	(19) at #7 Texas	L	13-34	84,621
09/13	at Air Force*	L ot	17-20	31,556
09/22	SMU	W	21-7	31,511
09/29	Colorado State*	W	24-12	32,870
10/06	at Wyoming*	L	21-24	23,077
10/13	at Stanford	W	38-36	37,777
10/18	Utah*	L	20-27	25,391
11/03	New Mexico*	W	37-0	28,369
11/08	at BYU*	L	22-27	64,241
11/17	UNLV*	W	34-10	26,425
11/24	at San Diego State*	W	45-33	18,350
Texas Bowl (Houston)				
12/28	vs. Houston	W	20-13	62,097

* - Mountain West Conference game

2008 – (11-2; 7-1 MWC)

Coach: Gary Patterson

08/30	at New Mexico*	W	26-3	31,583
09/06	Stephen F. Austin	W	67-7	27,074
09/13	Stanford	W	31-14	25,531
09/20	at SMU	W	48-7	30,923
09/27	(23) at #2 Oklahoma	L	10-35	85,158
10/04	San Diego State*	W	41-7	30,620
10/11	at Colorado State*	W	13-7	27,130
10/16	#8 BYU*	W	32-7	36,180
10/25	(15) Wyoming*	W	54-7	30,103
11/01	(12) at UNLV*	W	44-14	16,121
11/06	(11) at #9 Utah*	L	10-13	45,666
11/22	(15) Air Force*	W	44-10	32,823
Poinsettia Bowl (San Diego)				
12/23	(11) vs. #9 Boise State	W	17-16	34,628

* - Mountain West Conference game

2009 – (12-1; 8-0 MWC CHAMPIONS)

Coach: Gary Patterson

09/12	(16) at Virginia	W	30-14	48,336
09/19	(15) Texas State	W	56-21	35,249
09/26	(14) at Clemson	W	14-10	70,000
10/03	(10) SMU	W	38-14	37,130
10/10	(9) at Air Force*	W	20-17	30,104
10/17	(8) Colorado State*	W	44-6	31,156
10/24	(7) at #16 BYU*	W	38-7	64,641
10/31	(6) UNLV*	W	41-0	33,541
11/07	(4) at San Diego State*	W	55-12	21,708
11/14	(4) #16 Utah*	W	55-28	50,307
11/21	(4) at Wyoming*	W	45-10	15,031
11/28	(4) New Mexico*	W	51-10	41,738
Fiesta Bowl (Glendale, Ariz.)				
01/04	(3) vs. #6 Boise State	L	10-17	73,227

* - Mountain West Conference game

2010 – (13-0; 8-0 MWC CHAMPIONS)

Coach: Gary Patterson

09/04	(6) vs. #22 Oregon State ¹	W	30-21	46,138
09/11	(4) Tennessee Tech	W	62-7	37,117
09/18	(4) Baylor	W	45-10	47,393
09/24	(4) at SMU	W	41-24	35,481
10/02	(5) at Colorado State*	W	27-0	22,553
10/09	(5) Wyoming*	W	45-0	38,081
10/16	(4) BYU*	W	31-3	40,416
10/23	(4) Air Force*	W	38-7	46,096
10/30	(4) at UNLV*	W	48-6	16,745
11/06	(3) at #5 Utah*	W	47-7	46,522
11/13	(3) San Diego State*	W	40-35	45,694
11/27	(4) at New Mexico*	W	66-17	18,640
Rose Bowl (Pasadena, Calif.)				
01/01	(3) vs. #15 Wisconsin	W	21-19	94,118

¹ - Mountain West Conference game
1 - Cowboy Classic (Arlington, Texas)

2011 – (11-2; 7-0 MWC CHAMPIONS)

Coach: Gary Patterson

09/02	(14) at Baylor	L	48-50	43,753
09/10	(25) at Air Force*	W	35-19	42,107
09/17	(23) Louisiana-Monroe	W	38-17	32,719
09/24	(20) Portland			

YEAR-BY-YEAR RESULTS

2018 – (7-6; 4-5 BIG 12)

Coach: Gary Patterson

09/01	(16) Southern	W	55-7	42,219
09/07	(16) at SMU	W	42-12	24,216
09/15	(15) vs. #4 Ohio State ¹	L	28-40	64,362
09/22	(17) at Texas*	L	16-31	95,124
09/29	Iowa State*	W	17-14	42,664
10/11	Texas Tech*	L	14-17	44,387
10/20	#9 Oklahoma*	L	27-52	45,055
10/27	at Kansas*	L	26-27	15,069
11/03	Kansas State*	W	14-13	40,486
11/10	at #7 West Virginia*	L	10-47	60,007
11/17	at Baylor*	W	16-9	45,140
11/24	Oklahoma State*	W	31-24	42,394
Cheez-It Bowl (Phoenix)				
12/26	vs. California	Wot	10-7	33,121

* - Big 12 Conference game
1 - Advocare Showdown (Arlington, Texas)

2019 – (5-7; 3-6 BIG 12)

Coach: Gary Patterson

08/31	Arkansas-Pine Bluff	W	39-7	40,422
09/14	at Purdue	W	34-13	60,037
09/21	(25) SMU	L	38-41	41,250
09/28	Kansas*	W	51-14	41,960
10/05	at Iowa State*	L	24-49	59,553
10/19	at Kansas State*	L	17-24	48,298
10/26	#15 Texas*	W	37-27	47,660
11/02	at Oklahoma State*	L	27-34	52,861
11/09	#12 Baylor*	L 3ot	23-29	45,870
11/16	at Texas Tech*	W	33-31	50,459
11/23	at #8 Oklahoma*	L	24-28	82,241
11/29	West Virginia*	L	17-20	40,126

* - Big 12 Conference game

2020 – (6-4; 5-4 BIG 12)

Coach: Gary Patterson

09/26	Iowa State*	L	34-37	11,852
10/03	at #9 Texas*	W	33-31	17,753
10/10	Kansas State*	L	14-21	12,208
10/24	Oklahoma*	L	14-33	12,440
10/31	at Baylor*	W	33-23	11,667
11/07	Texas Tech*	W	34-18	12,356
11/14	at West Virginia*	L	6-24	11,111
11/28	at Kansas*	W	59-23	—
12/05	Oklahoma State*	W	29-22	12,594
12/12	Louisiana Tech	W	52-10	10,472

* - Big 12 Conference game

2021 – (5-7; 3-6 BIG 12)

Coach: Gary Patterson/Jerry Kill

09/04	Duquesne	W	45-3	35,377
09/11	California	W	34-32	38,631
09/25	SMU	L	34-42	46,672
10/02	Texas*	L	27-32	43,337
10/09	at Texas Tech*	W	52-31	55,821
10/16	at #4 Oklahoma*	L	31-52	84,391
10/23	West Virginia*	L	17-29	37,288
10/30	at Kansas State*	L	12-31	44,339
11/06	#12 Baylor*	W	30-28	40,338
11/13	at #11 Oklahoma State*	L	17-63	54,549
11/20	Kansas*	W	31-28	35,061
11/26	at Iowa State*	L	14-48	57,775

* - Big 12 Conference game

2022 – (13-2; 9-0 BIG 12)

Coach: Sonny Dykes

09/02	at Colorado	W	38-13	47,868
09/11	Tarleton	W	59-17	43,197
09/24	at SMU	W	42-34	35,570
10/01	#18 Oklahoma*	W	55-24	49,095
10/08	(17) at #19 Kansas*	W	38-31	47,233
10/15	(13) #8 Oklahoma St.*	W2ot	43-40	49,594
10/22	(8) #17 Kansas State*	W	38-28	47,881
10/29	(7) at West Virginia*	W	41-31	50,426
11/05	(7) Texas Tech*	W	34-24	44,760
11/12	(4) at #18 Texas*	W	17-10	104,203
11/19	(4) at Baylor*	W	29-28	44,393
11/26	(4) Iowa State*	W	62-14	44,846
Big 12 Championship (Arlington)				
12/03	(3) vs. #10 Kansas State	Lot	28-31	69,335
College Football Playoff Semifinal at Fiesta Bowl (Glendale, Ariz.)				
12/31	(3) vs. #2 Michigan	W	51-45	71,723
CFP National Championship (Los Angeles)				
01/09	(3) vs. #1 Georgia	L	7-65	72,628

* - Big 12 Conference game

BOWL HISTORY

1936 SUGAR BOWL TCU 3, LSU 2 · Jan. 1, 1936

NEW ORLEANS, La. — Bernie Moore, coach of the LSU football team, was skeptical that TCU's 3 to 2 victory in the Sugar Bowl game was a conclusive test of the squads. "My conclusion of the game was that the slippery field eliminated at least 30 percent of the offensive power of both teams," he said. Dutch Meyer, coach of TCU, said he thought the contest before a capacity crowd of 35,000 was the "finest I've ever seen played in the rain."



Yesterday's "baseball score" game was a thriller which kept the spectators in their seats despite a slow rain which fell throughout the second half ... LSU scored in the second quarter after passes and runs brought the ball to the TCU two-inch line where it changed hands on downs. When (Sammy) Baugh attempted to pass from behind the goal line he stepped over the end zone, automatically giving LSU a safety for a two-point lead. The Texans came back in the same period to recover a Louisiana fumble on the Louisiana 40 and pushed down to the LSU 16. Taldon Manton then kicked a field goal from the Tiger 26. From that point on the game was a battle of mighty defensives.

TCU played most of the game minus the services of three of her brightest stars — Left Halfback George Kline, All-American Center Darrell Lester and Halfback Rex Clark ... Clark played only one down and that was by the courtesy of Coach Meyer who wanted the injured senior star to be able to say he played in the 1936 Sugar Bowl game ... Baugh made the longest run of the day — a 44-yard gallop.

— Fort Worth Star-Telegram

1937 COTTON BOWL TCU 16, Marquette 6 · Jan. 1, 1937

DALLAS — With a sling-back attack that whipped over a field goal and two touchdowns in the first 25 minutes of play and with a sturdy defense that piled up the Marquette Golden Avalanche, TCU captured a spectacular football game here this New Year's Day. The score in the Cotton Bowl classic was 16-6.



So sudden, sharp and dazzling was the sweep of action of the battle that 15,000 spectators, who braved threatening weather, forgot the gray gloom of the afternoon. Led by Sammy Baugh, who out-passed and outplayed "Buzz" Buivid to cinch his claim to the title of the greatest passer of the season, the Texans uncorked an offense that flared into long gains both on the ground and in the air. Although it was Baugh who paced the attack and won the attention of the crowd, it was L.D. Meyer who did the real damage.

He scored all of TCU's 16 points. He kicked a 33-yard field goal for the first three points in the opening minutes. Before the first quarter had ended, Meyer collaborated with Sambo on a 55-yard pass-and-run gain for the first Frog TD, and in the second quarter he took an 18-yard heave from Vic Montgomery for the last score. Meyer even converted after the first touchdown.

A 60-yard punt return by Art Guepe in the first quarter accounted for all of Marquette's points.

— Fort Worth Star-Telegram

1939 SUGAR BOWL TCU 15, Carnegie Tech 7 · Jan. 2, 1939

NEW ORLEANS, La. — It was with power, passes and kicking that the Christians made the two touchdowns and one field goal that enabled them to win, 15-7. Carnegie's most consistent method of attack was a bristling, quick-starting and hard-hitting offense, but it was with a brilliant 38-yard pass in the last seconds of the first half that the Skibos scored ... The second half started with the Pittsburghers leading, 7-6. The first time they got possession of the hoghide, the Frogs proved irresistible. Moving with giant strides, they went 80 yards and a touchdown on five plays.



TCU punted one time. That fact alone indicates accurately how fearfully effective was the ground-gaining maneuvers of the big white-shirted representatives ... The one punt figured in making TCU's first touchdown ... When the Skibos punted out, the TCU regulars took over and went 48 yards on 11 plays to take a 6-0 lead ...

Carnegie took the next kickoff and went to town with big, fast and tough George Muha doing most of the dirty work ... Earl Clark intercepted a pass and ran 25 yards to the Carnegie 35 yard-line, but Durward Horner, a TCU end, had been offside so the play was called back ... It was on fourth down of this series of plays that Petey Moroz cut loose with his long fine pass for the Carnegie touchdown ...

The third quarter (Davey) O'Brien passed to Horner down the middle ... The end caught the ball between two Skibos, but evaded both of them and ran 24 yards across the goal line.

— Fort Worth Star-Telegram

TCU 3, LSU 2

TCU	0	3	0	0	—	3
LSU	0	2	0	0	—	2

Attendance — 35,000

TEAM STATISTICS

	TCU	LSU
First downs	6	9
Rushes-yards	49-121	45-120
Passing yards	54	59
Return yards	31	42
Passes	8-3-1	21-3-3
Punts	14-46-0	13-44-7
Fumbles-Lost	2-1	3-2
Penalties-yards	4-20	3-33

INDIVIDUAL STATISTICS

Rushing

TCU — Lawrence 6-54, Baugh 22-45, Manton 14-15, Kline 1-6, Harrell 3-1, Roberts 1-1, McCall 1-0, Montgomery 1-(-1).

LSU — Crass 15-34, Reed 6-29, FATHEREE 6-117, Mickal 8-16, Seago 3-13, Bowman 6-10, Kohm 1-1.

Passing

TCU — Baugh 2-7-1-29; Lawrence 1-1-0-25.

LSU — Mickal 2-14-3-36; Crass 1-7-0-23.

Receiving

TCU — Walls 1-25, Meyer 1-18, Lawrence 1-11.

LSU — Barrett 3-59.

TCU 16, MARQUETTE 6

TCU	10	6	0	0	—	16
Marquette	6	0	0	0	—	6

Attendance — 15,000

TEAM STATISTICS

	TCU	MU
First Downs	16	10
Rushes-yards	34-169	32-55
Passing yards	149	134
Return yards	81	109
Passes	20-9-3	21-11-3
Punts	4-32.5	6-39.5
Fumbles-lost	1-0	1-0
Penalties-yards	5-35	3-25

INDIVIDUAL STATISTICS

Rushing

TCU — McClure 5-48, Roberts 11-46, Baugh 2-28, Montgomery 4-26, McCall 5-17, Clifford 1-4, Hall 1-3, Wilkinson 2-2, Blackmon 2-(-1), O'Brien 1-(-4).

MU — Guepe (Art) 12-31, Cuff 7-30, Guepe (Al) 1-2, Buivid 12-(-8).

Passing

TCU — Baugh 5-13-2-100; O'Brien 3-6-1-33;

Montgomery 1-1-0-16.

MU — Buivid 9-18-3-111; Guepe (Art) 2-3-0-23.

Receiving

TCU — Meyer 3-79, McCall 2-32, Roach 2-26, McClure 1-7, Montgomery 1-5.

MU — Cuff 3-30, Anderson 3-14, Buivid 2-23, Guepe (Art) 1-41, Guepe (Al) 1-19, Cooper 1-7.

TCU 15, CARNEGIE TECH 7

TCU	0	6	6	3	—	15
Carnegie Tech	0	7	0	0	—	7

Attendance — 50,000

TEAM STATISTICS

	TCU	CT
First Downs	17	8
Rushes-yards	39-141	41-109
Passing yards	224	59
Return yards	36	0
Passes	28-17-0	88-33-2
Punts	1-40-0	6-42-0
Fumbles-lost	2-2	2-1

INDIVIDUAL STATISTICS

Rushing

TCU — Hall 6-47, Sparks 14-37, Wilkinson 5-22, Ware 3-19, O'Brien 5-8, Odle 1-7, Clifford 2-5, McClanahan 1-1, Clark 2-(-3).

CT — Muha 16-69, Condit 10-31, Ingalls 11-7, Laposki 5-7, Zawaacki 22-4, Jordano 4-4, Lee 1-2, Betz 1-(-5).

Passing

TCU — O'Brien 17-27-0-224; Odle 0-1-0-0.

CT — Moroz 1-2-0-38; Condit 2-5-1-21; Jordano 0-1-1-0.

Receiving

TCU — Clark 7-81, Hall 5-75, Looney 2-21, Horner 1-44, Ware 1-3, Wilkinson 1-0.

CT — Muha 1-38, Fisher 1-2

BOWL HISTORY

1942 ORANGE BOWL

Georgia 40, TCU 26 · Jan. 1, 1942

MIAMI, Fla. — In the wildest, weirdest football battle ever waged in this corner of the country, the Georgia Bulldogs outscored the courageous TCU Horned Frogs 40-26 ... Coach Wally Butts' fast team, well-equipped on ground and in the air, almost chased the Frogs off the field for 35 minutes... The score mounted to 40-7 with only a few minutes played in the second half.



But the Frogs are not quitters ... Everything was against them. They couldn't hold the enemy, they couldn't move themselves and they were battered and weary from their empty-handed efforts. But there was too much tradition behind those purple shirts. Suddenly, almost as if a fresh wind had blown into the stadium, the tide turned. They knocked over three touchdowns in rapid order. They turned back every Georgia thrust. The great comeback in the last 25 minutes saved the Frogs from humiliation.

Bruce Alford was the Frog star ... He blocked a punt, he made two great catches for touchdowns... After the rest period, Texas supporters hoped for a rally. But Georgia stepped out and banged 80 yards for still another touchdown that promised to make it a rout ... From that moment to the final gun it was the Bulldogs who held on and the Frogs who ripped.

— Fort Worth Star-Telegram

1945 COTTON BOWL

Oklahoma A&M 34, TCU 0 · Jan. 1, 1945

DALLAS — With speed, spirit and spiraling passes, the Cowboys of Oklahoma A&M completely out-classed the TCU Horned Frogs in the ninth annual Cotton Bowl football game here this crystal clear New Year's afternoon to win, 34-0. Except for the second quarter when they staved off repeated threats, the Frogs were never able to cope with the double-pronged attack ... The first touchdown, scored in the fifth minute, climaxed a 59-yard advance. The second whirled 61 yards, the third 62 yards, the fourth 40 yards and the fifth 66 yards .



The Frogs moved on the ground several times when in their own territory, but after crossing the 50-yard line they were always thwarted by the bullying tactics of the burly Cowboy line ... Only once did the Frogs get inside the A&M 35-yard line and that was on a pass interception.

Bob Ruff was the only TCU back who was able to gain with any consistency, although Jesse Mason did some good work for a short time.


Coach Dutch Meyer tried all kinds of defenses against the Aggies, including a seven-man line which moved fullback Cox into the line. None of them worked for more than a few minutes at a time. The Aggies were too good in too many different ways.

— Fort Worth Star-Telegram

1948 DELTA BOWL

Ole Miss 13, TCU 9 · Jan. 2, 1948

MEMPHIS, Tenn. — Trailing a hard-trying TCU team by nine points, the great Charley Conerly suddenly soared to the dramatic heights of football throwing expected of him. In just five minutes his rifle arm accounted for two touchdowns as the Confederates bested the Christians, 13-9, in the first Delta Bowl game.



In the closing minutes of the third period, Conerly launched a passing flurry that carried exactly 80 yards in eight plays ... The Frogs, still going strong, marched right back to the Rebel 37 where an intercepted pass sat Conerly up in business again. This time he threw only two passes...and they ate up just 63 yards to win the ball game.

In more ways than one, it was a tough game for the Frogs to lose... But they fumbled badly, losing the ball twice at crucial moments.

There were nine minutes yet to play and the Frogs gave the enemy fans a heart attack by holding the leather. Just six of them from their one-yard line, where Otis Kelvey was dropped on the kickoff, the Christians powered right up field for 59 yards... But the last threat died when Knox's pass was batted up and intercepted by the Ole Miss linebacker on the Reb 38.

— Fort Worth Star-Telegram

GEORGIA 40, TCU 26

Georgia	19	14	7	0	—	40
TCU	7	0	7	12	—	26

Attendance — 39,000

TEAM STATISTICS

	TCU	UGA
First Downs	7	12
Rushes-yards	31-56	47-188
Passing yards	143	282
Return yards	23-9-6	23-12-4
Passes	7-36.6	4-21.0
Punts	3-0	3-2
Fumbles-lost	3-0	3-2
Penalties	1-15	8-59

INDIVIDUAL STATISTICS

Rushing

TCU — Gillespie 10-35, Sparks 3-18, Conway 3-10, Bierman 2-7, Nix 1-6, Ramsey 1-1, Kring 1-1, Medanich 6-(-5), Brumbaugh 1-(-7), Bagley 3-(-10).
UGA — Sinkwich 22-112, Todd 6-38, Keuper 8-18, Davis 3-10, Bray 2-5.

Passing

TCU — Gillespie 5-11-2-93; Ramsey 1-1-0-17; Nix 2-8-3-25; Kring 1-1-0-8; Bagley 0-1-1-0, Montgomery 0-1-0-0.
UGA — Sinkwich 9-11-2-234; Todd 3-12-2-48.

Receiving

TCU — Alford 4-57, Kring 1-53, Bierman 1-12, Hall 1-8, Gillespie 1-8, Taylor 1-5.
UGA — Davis 4-70, Kimsey 3-74, Conger 2-98, Keuper 2-26.

OKLAHOMA A&M 34, TCU 0

Oklahoma A&M	14	0	7	13	—	34
TCU	0	0	0	0	—	0

Attendance — 37,500

TEAM STATISTICS

	TCU	A&M
First Downs	5	20
Rushes-yards	27-74	60-295
Passing yards	31	199
Return yards	26	82
Passes	10-3-3	17-9-1
Punts	8-34.0	6-31.0
Fumbles-lost	2-1	1-1
Penalties-yards	5-25	7-75

INDIVIDUAL STATISTICS

Rushing

TCU — Ruff 7-35, Mason 8-26, Busby 1-12, Cox 1-4, Jackson 3-4, Hadaway 7-(-7).
A&M — Spavital 18-120, Fenimore 16-63, Hankins 9-57, Thomas 7-25, Creager 5-16, Stafford 2-7, Conner 1-6, Moore 1-3, Karraker 1-(-2).

Passing

TCU — Hadaway 3-6-1, 31 yards, Cox 0-3-1, Busby 0-1-1.
A&M — Fenimore 6-13-1-136; Thomas 2-2-0-54; Creager 1-2-0-9.

Receiving

TCU — Jackson 1-34, Ruff 1-minus 1, Gaxxen 1-(-2).
A&M — Hankins 4-13, Creager 2-54, Moore 1-17, Armstrong 1-16, Thomas 1-9.

OLE MISS 13, TCU 9

Ole Miss	0	0	0	13	—	13
TCU	0	9	0	0	—	9

Attendance — 28,600

TEAM STATISTICS

	TCU	MISS
First Downs	15	15
Rushes-yards	46-141	35-111
Passing yards	55	186
Return yards	73	23
Passes	11-6-2	30-12-4
Punts	5-42.8	3-40.6
Fumbles-lost	2-2	1-1
Penalties-yards	5-45	7-35

INDIVIDUAL STATISTICS

Rushing

TCU — Stout 15-73, McKelvey 7-26, Barry 19-20, Knox 2-17, Browning 1-7, Joslin 1-1, Bloxom 1-(-3).
MISS — Salmon 6-48, Harrell 6-18, Jenkins 5-17, Bowen 6-16, Stalling 1-9, Conerly 10-(-1).

Passing

TCU — Berry 3-5-1-32; Stout 2-4-0-17; Knox 1-2-1-6
MISS — Conerly 12-28-3-186; Wilson 0-2-1-0.

Receiving


TCU — Bailey 3-23, Stout 1-13, Kilman 1-13, Boal 1-6.
MISS — Johnson 3-79, Howell 2-25, Salmon 2-23, Bowen 2-20, Poole 1-22, Harper 1-9, Odom 1-8.

BOWL HISTORY

1952 COTTON BOWL

Kentucky 20, TCU 7 · Jan. 1, 1952

DALLAS — TCU, distressingly flat except for one magnificent minute-and-half surge late in the third quarter, succeeded only in making it a masterpiece of frustration. And so the four-times-beaten Wildcats from the Bluegrass State thoroughly trounced the Southwest Conference champions before a capacity throng of 75,349 ... 20-7. Kentucky scored on two surges of 52 and 57 yards in the first and second quarters to post its 13-0 halftime lead.



Frogs, who had bogged down once on the four, wasted another 59-yard push to the 24 early in the second quarter. Here, Clark intercepted a Mal Fowler pass returned to the Kentucky 43 and the Wildcats tromped on here for 57 yards and another touchdown in 11 plays ... TCU made its 48-yard move to the five after this and came back later in the quarter with its 51-yard march to the one all for nothing ... (Gilbert) Bartosh drew his first chance of the game ... Here Bartosh called a direct snap — back Bobby Jack Floyd went 43 yards for touchdown on the longest run of the day.

Against the wind in the fourth Bartosh guided the Frogs 40 yards ... The TCU command sent in McKown to punt and he obliged with his neat kick-out on the 8. But here, where holding 'em was imperative for TCU, Tom Fillion broke loose for 17 yards on a third-down-seven-to-go-play ... Kentucky held the ball, put TCU in the hole with the kick and Bartosh was spilled for losses.

— Fort Worth Star-Telegram

1956 COTTON BOWL

Ole Miss 14, TCU 13 · Jan. 2, 1956

DALLAS — The University of Mississippi Rebels, champions of the Southeastern Conference, spotted the TCU Horned Frogs, champions of the Southwest Conference, 13 points in the 20th annual Cotton Bowl football game before 75,000 spectators here this warm and sunny Monday afternoon and then swung back to win by the margin of a single point, 14-13 ... (TCU) actually lost the game for being in motion on a conversion effort.




They made the 14th point on the first try, but because a player was in motion, they had to try again from five yards farther back, and missed. They probably lost the game on the opening kickoff when quarterback Chuck Curtis made the mistake of receiving and running with the ball. He was so badly injured when tackled that he never returned to action ... In spite of the handicap, the Horned Frogs scored a touchdown in the first quarter and counted in the second to lead 13-0 before the Rebels got their first touchdown to make it 13-7 at the half ... Mississippi won the game in the 11th minute of the fourth quarter ... Billy Lott scored on a five-yard gallop around his right wing. The Rebs' winning move traveled exactly the same distance as their first touchdown parade: 66 yards ... The Frogs went 44 and 75 yards for their touchdowns.

— Fort Worth Star-Telegram

1957 COTTON BOWL

TCU 28, Syracuse 27 · Jan. 1, 1957

DALLAS — Harold Pollard's four-for-four conversions and the blocking of Syracuse's third point-after-touchdown attempt by (Chico) Mendoza produced a 28-27 Cotton Bowl victory for TCU after 18 years of waiting. The Frogs had dropped five successive bowl appearances and had not recorded a post-season triumph since 1939. It was a moving offensive show all the way with the TCU passing providing a balance Syracuse couldn't stop and the Saltine Warriors riding powerfully on a running game spearheaded by the All-America halfback, Jim Brown. He gained 132 yards and was voted the game's outstanding back. The Frogs' All-American tackle, Norman Hamilton, was the one defender who came nearest to stopping Brown consistently and he was chosen as the game's outstanding lineman.



Syracuse scored in the last two minutes to give the game its touch of such hair-breadth closeness. For much of the afternoon it was TCU's game and a couple of times seemed on the verge of turning decisive.

There was a unique twist to the first-half scoring in that each team intercepted passes and then drove 70 yards to score and each recovered fumbles and pushed out short yardage for the second touchdowns.

— Fort Worth Star-Telegram

KENTUCKY 20, TCU 7

Kentucky	7	6	0	7	—	20
TCU	0	0	7	0	—	7

Attendance — 75,349

TEAM STATISTICS

	TCU	UK
First Downs	15	13
Rushes-yards	48-201	54-213
Passing yards	99	8
Return yards	10	70
Passes	17-5-1	20-8-1
Punts	5-40-8	6-34-6
Fumbles-lost	2-1	0-0
Penalties-yards	7-32	6-40

INDIVIDUAL STATISTICS

Rushing

TCU — Floyd 14-115, McKown 16-42, Ray 4-19, Doty 3-14, Bartosh 6-7, Medanich 3-5, Fowler 1-2, Harville 1-(-3).

UK — Fillion 10-73, Jones 11-42, Gruner 11-39, Parilli 8-22, Hamilton 3-14, Jones 3-9, Felch 4-6, Clark 3-6.

Passing

TCU — McKown 1-8-0-51; Bartosh 2-5-0-26; Fowler 2-4-1-22.

UK — Parilli 8-20-1-85.

Receiving

TCU — Medanich 3-43, Vaught 1-51, Floyd 1-5.

UK — Meilinger 3-61, Ck 2-17, Fillion 2-11.

OLE MISS 14, TCU 13

Ole Miss	0	7	0	7	—	14
TCU	7	6	0	0	—	13

Attendance — 75,000

TEAM STATISTICS

	TCU	MISS
First Downs	11	12
Rushes-yards	54-233	36-92
Passing yards	20	137
Return yards	55	35
Passes	5-2-2	21-10-2
Punts	5-29-0	6-42-7
Fumbles-lost	2-1	1-1
Penalties-yards	8-80	6-80

INDIVIDUAL STATISTICS

Rushing

TCU — Swink 19-17, Taylor 10-76, Hallbeck 12-33, Shofner 2-7, Finney 9-5, Wineburg 1-4, Pollard 1-1.

MISS — Cothren 12-79, Lott 2-7, Kinard 3-5, Day 13-3, Blair 6-(-2).

Passing

TCU — Finney 1-3-2-13; Wineburg 1-1-0-7; Swink 0-1-0-0.

MISS — Day 10-21-0-137.

Receiving

TCU — Williams 1-13, Nickel 1-7.

MISS — Kinard 6-83, Cothren 2-19, Blair 1-28, Baker 1-7.

TCU 28, SYRACUSE 27

TCU	7	7	7	7	—	28
Syracuse	0	14	0	13	—	27

Attendance — 68,000

TEAM STATISTICS

	TCU	SU
First Downs	15	16
Rushes-yards	56-133	53-235
Passing yards	204	62
Return yards	3	5
Passes	16-13-0	7-3-1
Punts	4-37-5	2-46-5
Fumbles-lost	3-2	3-3
Penalties-yards	4-40	1-5

INDIVIDUAL STATISTICS

Rushing

TCU — Dike 11-54, Swink 12-41, Wineburg 6-17, Hallbeck 13-13, Curtis 3-11, Miller 1-6, Shofner 4-5, Vacek 1-4, Finney 4-(-18).

SU — Brown 26-132, Cann 8-28, Ridlon 5-22, Zimmerman 4-21, Kuczala 3-14, Coffin 3-8, Jackson 2-4, Ackley 2-2.

Passing

TCU — Curtis 12-15-0-176; Miller 1-1-0-28.

SU — Zimmerman 1-3-0-27; Brown 1-2-1-20; Ridlon 1-2-0-15.

Receiving

TCU — Swink 4-60, Nickel 3-57, Williams 2-37, Vacek 1-28, Shofner 2-16, Wineburg 1-6.

SU — Ridlon 2-47, Massey 1-15.

BOWL HISTORY

1959 COTTON BOWL

Air Force 0, TCU 0 · Jan. 1, 1959

DALLAS — The gentlemen operating the scoreboard had the easiest occupation in all land as the Southwest Conference champions (TCU) and the future generals (Air Force Academy) from Colorado Springs played the second 0-0 deadlock in the 23-year history of the New Year's Day classic ... It was the fourth tie game ever unreeled before a Cotton Bowl assemblage ... It was a disappointing final for both clubs. The Horned Frogs took the field bearing an 8-2 record. The Falcons were unbeaten in 10 games and had their season immaculate but for a tie with Iowa. The Frogs fumbled the ball on eight occasions and on three of these wasted possession. One of these came early in the final period and surely tried the composure of Coach Abe Martin as he saw the Falcons reclaim a bobble just eight steps from the Air Force Academy's end zone.

The field, covered by tarpaulin during the snow fall earlier in the week, was damp and contributed to the uneasy handling of the ball. The visiting Falcons also had difficulty retaining the sphere and lost control on three of their five fumbles. Jack Spikes attempted both of TCU's field goals, the first early in the opening period ... The Airmen offered their severest threat midway of the second quarter ... It was here that the Frog line gave its best performance, restraining the Silver and Blue on the six, the spot from where George Pupich missed a field goal.

— Fort Worth Star-Telegram



1959 BLUEBONNET BOWL

Clemson 23, TCU 7 · Dec. 19, 1959

HOUSTON — The Frogs were drowned, 23-7, by a deadly sprinkle of Clemson passes in a seven-minute period of the final quarter ... The sudden Clemson scoring flood washed away a 7-3 lead TCU carried into the fatal final period. A narrow margin, but one that, at the time, appeared enough to send the luckless Tigers down to their fourth straight bowl defeat ...

Neither team had threatened seriously after Clemson's second quarter 22-yard field goal by Lon Armstrong, and TCU's lone touchdown, a 19-yard pass from Jack Redding to Harry Moreland with 5:45 left in the first half. Clemson had completed only one gaining pass all afternoon, that a 5-yard throw from Tiger quarterback Harvey White.

White must have spotted the silver lining in the gathering darkness for Tiger hopes. He took plenty of time behind the mammoth line and arched a long, high shot toward right end Gary Barnes, racing past TCU's Larry Dawson at the Frog 35. Armstrong added the extra point ... Two plays after the kickoff, Armstrong lassoed a pass from TCU quarterback Donald George ... From there, Lowndes Shingler, overwhelmingly voted outstanding back, came back to guide the Tigers for the final slap on the cheek to a proud TCU team which had gained wide respect as the class of the Southwest Conference, winning seven games to finish in a 3-way tie for the title.

— The Dallas Morning News



1965 SUN BOWL

Texas Western 13, TCU 12 · Dec. 19, 1965

EL PASO, Texas. — The Miners sulked off the field with a 10-point deficit at the intermission, but then pumped up Billy Stevens' arm and Joe Cook's foot and eventually deflated the Frogs, 13-12. Stevens, who gained second rank among the nation's passers this season, proved his stardom to TCU by racking up 208 yards on 21 pass completions, the most ever against an Abe Martin team. The skinny sophomore had only seven strikes in the first half as the ball-controlling Frogs rammed into a 10-0 lead. Stevens made the 31st annual post season game a vastly different story in the second half.

Stevens shot a 34-yard touchdown pass to 165-pound flanker Chuck Hughes and a startling comeback was begun ... The Miners drove 70 yards for a tying 21-yard field goal by Cook... Texas Western, a raging defensive team by this time, hopped on a TCU fumble at the Frog 29.

Cook kicked an 18-yard three-pointer FG four plays deep in the final period to boot the Miners into a 13-10 cushion. TCU's final two points were a gift. With 43 seconds left in the game ... The Miner quarterback raced back in his end zone for a safety ... The Frogs got their last chance. They could get only eight yards before the clock ran out.

Although Stevens won the great air race in the end, TCU's senior quarterback, Kent Nix got a head start.

David Smith hauling in Nix's 11-yard pass for the score ... The Frogs had another scoring opportunity in the first period ... (Bruce) Alford missed a kick from the 28.

— Fort Worth Star-Telegram



TCU 0, AIR FORCE 0

TCU	0	0	0	0	—	0
Air Force	0	0	0	0	—	0

Attendance — 75,504

TEAM STATISTICS

	TCU	AFA
First Downs	9	13
Rushes-yards	48-190	45-140
Passing yards	37	91
Return yards	59	35
Passes	11-3-0	23-12-2
Punts	9-38.8	7-38.1
Fumbles-lost	8-3	5-3
Penalties-yards	8-61	3-15

INDIVIDUAL STATISTICS

Rushing

TCU — Spikes 17-18, Moreland 3-35, Harris 7-24, Terrell 3-15, Lasater 4-15, Priddy 3-6, Dawson 5-4, Vacek 1-3, Gault 1-3, Enis 4-minus 23.
AFA — Galios 13-52, Quinlan 7-33, Lane 5-16, Pupich 7-12, Mayo 4-3.

Passing

TCU — Lasater 1-1-0-37; Enis 2-8-0-0; Dawson 0-2-0-0.
AFA — 9-19-2-70; Rosane 1-2-0-14; Kuenzel 2-2-0-7.

Receiving

TCU — Meyer 1-37, Gilmore 1-5, Harris 1-(-5).
AFA — Lane 4-27, Rodgers 2-17, Jozwiak 2-11, Rickey 1-19, Quinlan 1-10.

CLEMSON 23, TCU 7

Clemson	0	3	0	20	—	23
TCU	0	7	0	0	—	7

Attendance — 55,000

TEAM STATISTICS

	TCU	CU
First Downs	12	16
Rushes-yards	39-89	54-203
Passing yards	70	103
Return yards	10	61
Passes	17-7-4	13-6-1
Punts	5-32.0	3-37.0
Fumbles-lost	1-0	3-1
Penalties-yards	5-35	3-23

INDIVIDUAL STATISTICS

Rushing

TCU — Spikes 11-33, Harris 8-29, Priddy 3-17, Moreland 7-17, Sledge 1-11, Lasater 3-5, Redding 1-3, Terrell 1-1, Dawson 2-(-5).
CU — Shingler 3-65, Daigeneault 12-50, Cline 9-33, Mathis 6-21, Scrudato 8-21, Usry 9-14, Pavilack 2-1.

Passing

TCU — George 3-7-2-37, Redding 1-2-0-19, Sledge 1-3-1-10, Dawson 2-4-1-4, Lasater 0-1-0-0.
CU — White 4-9-1, 69 yards, Shingler 2-4-0, 24 yards.

Receiving

TCU — Moreland 2-37, Harris 2-17, Meger 1-14, Redding 1-5, Dodson 1-(-3).
CU — Usry 2-5, Barnes 1-17.

TEXAS WESTERN 13, TCU 12

Texas Western	0	0	10	3	—	13
TCU	0	10	0	2	—	12

Attendance — 27,450

TEAM STATISTICS

	TCU	TWU
First Downs	18	14
Rushes-yards	49-100	24-12
Passing yards	157	202
Return yards	42	72
Passes	28-15-3	34-21-3
Punts	4-48.5	5-39.0
Fumbles-lost	4-3	2-0
Penalties-yards	5-35	3-45

INDIVIDUAL STATISTICS

Rushing

TCU — Post 22-76, Landon 15-28, Smith 5-0, Nix 7-(-4).
TWU — Davis 14-44, Harrell 1-9, Yarborough 1-1, Stevens 8-(-42).

Passing

TCU — Nix 15-27-3-157; Landon 0-1-0-0.
TWU — Stevens 21-34-3-202.

Receiving

TCU — Campbell 6-74, Smith 5-39, Ball 3-35, Post 1-9.
TWU — Hughes 6-115, Wallace 6-26, Anderson 4-45, Yarborough 2-13, Harrell 1-13.

BOWL HISTORY

1984 BLUEBONNET BOWL

West Virginia 31, TCU 14 · Dec. 31, 1984

HOUSTON — What had promise of being the exciting finish to an “unbelievable” season turned closer to a nightmare ... at least until TCU’s dramatic, fourth-quarter comeback restored some degree of respect to the outcome in the 25th edition of the Bluebonnet Bowl. The final score was West Virginia 31, TCU 14. But for the Horned Frogs there were lots of dips and swerves along the way. For starters, a 21-point West Virginia blitz during a 14-minute span of the first half had somewhat of a sobering effect on the Purples. So did the loss of All-American running back Kenneth Davis, to a knee injury, in the early moments of the postseason classic.



After being shoved up and down the field by the Mountaineers’ offense (355 yards), while countering with little punch themselves (148 yards) during the first 30 minutes, the Horned Frogs did make a contest of it after the intermission, scoring the only touchdown of the second half while mounting a couple of other drives which nearly resulted in points. Much of TCU’s second half turnaround was due to the passing arm of senior Anthony Guley who finished with 150 yards passing including TD tosses to Dan Sharp and Keith Burnett. Senior receiver James Maness caught five passes for 90 yards but was no match statistically for the six-catch, 152-yard performance of WVU lightning bug.

-Associated Press

1994 INDEPENDENCE BOWL

Virginia 20, TCU 10 · Dec. 28, 1994

SHREVEPORT, La. — A decade slipped by before TCU’s Horned Frogs resurfaced from oblivion into the post-season... The Frogs mostly slipped however, as they trudged and muddled themselves on the rain-drenched field of Independence Stadium... Some 27,242 fans — a majority of them TCU supporters — withstood the temptation to stay home ... The view became painstakingly clear no matter the vantage point ... Virginia proved too good for these upstart Frogs and captured its first bowl triumph in five attempts since 1987 with the 20-10 victory ... “We can’t use the field as an excuse in any way,” TCU coach Pat Sullivan said. “I couldn’t be more proud of our football team, but we weren’t quite good enough in a couple of ways.”



The 15th-ranked Cavaliers (9-3) dominated at the point of attack, where so many games will be won or lost ... The Frogs and their Southwest Conference-leading offense, which averaged 411.6 yards per game during the regular season, sustained nothing on this chilly, wet night. Virginia, which entered the contest with the nation’s No. 1-ranked defensive unit against the run, surrendered only 191 yards and 11 first downs to the Frogs.

The running of junior tailback Andre Davis, who rushed for 97 yards on 24 carries, failed to provide enough offense on a night when (quarterback Max) Knake struggled. “The truth of it is I played terrible,” said Knake. “If I could have played better, there may have been a different outcome.”

-Associated Press

1998 NORWEST SUN BOWL

TCU 28, USC 19 · Dec. 31, 1998

EL PASO, Texas — With only six wins, many thought TCU was not worthy of a bowl appearance. But, the Horned Frogs proved their critics wrong in a big way.

Basil Mitchell rushed for 185 yards and two touchdowns on only 19 carries as TCU earned its first bowl victory in 41 years with a 28-19 win over USC in the 65th Sun Bowl.

Quarterback Patrick Batteaux added 94 yards and two scores for TCU, which recorded its first post-season win since defeating Syracuse in the 1957 Cotton Bowl.


TCU (7-5) dominated the line of scrimmage, rushing for 314 yards while holding USC to a Sun Bowl record minus-23, breaking by two yards the mark set by Florida State in 1951. The Trojans (8-5) also posted the lowest rushing total in school history, eclipsing the previous record of minus-11 yards against Iowa in 1976.

Mitchell fell just short of Charles Alexander’s Sun Bowl rushing record of 197 yards. He opened the scoring with a three-yard run 7:07 into the first quarter.

True freshman Carson Palmer completed 17-of-28 passes for a season-best 280 yards to rally USC.

The Horned Frogs put away the game by chewing more than six minutes off the clock before pinning USC inside its 15 with less than two minutes remaining.

-gofrogs.com



WEST VIRGINIA 31, TCU 14

West Virginia	14	17	0	0	—	31
TCU	0	7	0	7	—	14

Attendance — 46,000

TEAM STATISTICS

	TCU	WVU
First Downs	15	23
Rushing Yards	44-92	49-200
Passing yards	187	302
Return yards	26	42
Passes	12-22-1	17-31-1
Punts	6-47.5	4-37.0
Fumbles-lost	2-2	2-2
Penalties-yards	2-15	5-45

INDIVIDUAL STATISTICS

Rushing

TCU — Jeffery 10-37, Guley 13-34, Sciaraffa 6-22, Davis 6-19, Littles 1-6, Riddick 7(-6), Tatum 1(-20).

WVU — Holifield 13-84, Wolfley 7-53, Gay 9-47, Randolph 6-25, Mullen 1-11, Pecon 7-8, Hill 2-6, White 4(-34).

Passing

TCU — Guley 9-14-0-150, Sciaraffa 3-8-1-37.
WVU — White 16-30-1-280; Mullen 1-1-0-22.

Receiving

TCU — Maness 5-90, Burnett 3-65, Sharp 3-29, Davis 1-3.
WVU — Drewery 6-152, Wolfley 3-36, Bennett 2-16, Fisher 2-17, Mullen 1-62.

VIRGINIA 20, TCU 10

Virginia	0	10	10	0	—	20
TCU	0	3	0	7	—	10

Attendance — 27,242

TEAM STATISTICS

	TCU	UVA
First Downs	11	20
Rushing Yards	32-126	52-237
Passing yards	65	199
Passes	25-8-2	23-14-1
Punts	8-37.3	4-38.5
Fumbles-lost	2-1	1-0
Penalties-yards	6-39	9-66

INDIVIDUAL STATISTICS

Rushing

TCU — Davis 24-97, Knake 4-17.
UVA — Brooks 17-114, Way 24-90, Barber 3-18.

Passing

TCU — Knake 24-8-1-65.
UVA — Groh 23-14-2-199.

Receiving

TCU — Brasfield 2-11, Collins 2-14, A. Davis 2-9, Oliver 1-22, Washington 1-11.
UVA — Jeffers 3-60, Neely 3-55, Barber 3-2, Allen 2-32.

TCU 28, USC 19

USC	0	3	13	3	—	19
TCU	14	7	7	0	—	28

Attendance — 46,612

TEAM STATISTICS

	USC	TCU
First Downs	12	18
Rushes-yards	21(-23)	61-314
Passing yards	280	51
Return yards	74	110
Passes	28-17-0	6-4-0
Punts	6-45.8	5-37.8
Fumbles-lost	1-0	0-0
Penalties-yards	7-49	6-55

INDIVIDUAL STATISTICS

Rushing

USC — Morton 11-18, Papadakis 3-5, Soward 1-1, Palmer 6(-47).

TCU — Mitchell 19-185, Batteaux 28-94, Tomlinson 12-30, Williams 2-5.

Passing

USC — Palmer 17-28-0-280.
TCU — Batteaux 4-5-51-0; Tomlinson, 0-1-0-0.

Receiving

USC — Soward 6-64, Parker 4-14, Miller 3-67, Bastianelli 2-36, Morton 1-5, Harris 1-4.
TCU — Tomlinson 1-25, Maiden 1-22, Williams 1-4, Mitchell 1-0.

BOWL HISTORY

1999 MOBILE ALABAMA BOWL

TCU 28, East Carolina 14 · Dec. 22, 1999

MOBILE, Ala. — LaDainian Tomlinson ran for 124 yards and two touchdowns to lead TCU to a 28-14 victory over No. 20 East Carolina in the inaugural Mobile Alabama Bowl.

It was the second consecutive bowl upset for TCU (8-4). East Carolina (9-3) entered the game as six-point favorites.

That didn't bother the Horned Frogs, who completely shut down the Pirates' running game, holding them to minus-16 yards.

East Carolina went into the game focusing on stopping Tomlinson, whose 1,850 yards edged Heisman Trophy winner Ron Dayne for the NCAA Division I rushing title.

TCU, which alternated between quarterbacks Casey Printers and Patrick Batteaux, made it impossible for the Pirates to adjust.

Early in the first quarter, Printers gained seven yards on an option run to move TCU to the 2. Batteaux came in on the next play and pitched the ball to Tomlinson, who ran in for the touchdown. That tied the game at 7 and TCU slowly pulled away from there.

East Carolina, which couldn't run the ball at all against TCU, had to go to the air in the second half. It initially worked, but early in the fourth quarter, Russell Gary intercepted Garrard's pass and returned it 32 yards for a touchdown. That gave TCU a 28-14 lead with 14:04 to play.

— Associated Press



2000 GMAC MOBILE ALABAMA BOWL

Southern Miss 28, TCU 21 · Dec. 20, 2000

MOBILE, Ala. — Jeff Kelly's 28-yard touchdown pass to freshman Kenny Johnson with eight seconds left lifted Southern Miss to a 28-21 victory over No. 13 TCU in the Mobile Alabama Bowl.

In the first major bowl game of the season, TCU tailback LaDainian Tomlinson ran for 118 yards, his lowest total of the season. The Heisman Trophy finalist carried 28 times and scored two TDs in the third quarter.

Southern Miss (8-4) got a second chance after a fourth missed field goal, and trusted their senior quarterback instead of the shaky kicking game.

With 33 seconds left, they took over at the TCU 43-yard line after Mobile native Etric Pruitt got a hand on John Braziel's punt. Kelly threw two incompletions, then scrambled 14 yards for a first down. On the next play, he lofted a perfect strike over the middle just above safety LaVar Veale's outstretched arm, victimizing the nation's top defense.

The Horned Frogs (10-2) endured a December coaching change and uncertainty over who would lead them into the game. In the end, former defensive coordinator Gary Patterson replaced Dennis Franchione on the sidelines. Franchione left for Alabama Dec. 1 and was initially expected to coach the bowl game. TCU officials decided late last week to allow the Patterson era to begin a season early.

-gofogs.com



2001 GALLERYFURNITURE.COM BOWL

Texas A&M 28, TCU 9 · Dec. 28, 2001

HOUSTON — Byron Jones intercepted three passes in his first start and Joe Weber scored two touchdowns, helping Texas A&M end a four-game bowl losing streak with a 28-9 victory over TCU (6-6) in the galleryfurniture.com Bowl.

The Aggies (8-4) beat their former Southwest Conference rivals for the 24th straight time.

Weber, voted offensive player of the game, broke a 7-7 second-quarter tie with a 2-yard touchdown run and added a 14-yard run that put the Aggies in control with 1:14 left in the third quarter.


TCU's Casey Printers was intercepted four times.

Jones earned MVP honors and also was the defensive player of the game with three tackles. Starting in place of injured Sean Weston, Jones had only two broken-up passes on his defensive chart in 11 games before he returned his first interception 62 yards in the first quarter to the Frog 35.

The Aggies couldn't score on that chance but Jones had a 15-yard interception to the TCU 1-yard line in the second quarter, setting up Mark Farris' quarterback keeper for the score.

Charlie Owens scooped up a fumble by A&M running back Derek Farmer and returned it 89 yards for a TCU touchdown with four minutes left in the half for a 7-7 tie. It was the second longest fumble return in school history.

-gofogs.com



TCU 28, EAST CAROLINA 14

TCU	7	14	0	7	—	28
East Carolina	7	0	7	0	—	14

Attendance — 34,200

TEAM STATISTICS

	TCU	ECU
First Downs	16	12
Rushes-yards	50-186	26-(-16)
Passing yards	174	239
Return yards	69	140
Passes	19-13-1	37-20-1
Punts	6-31.7	7-38.1
Fumbles-lost	1-1	0-0
Penalties-yards	8-80	3-15

INDIVIDUAL STATISTICS

Rushing
TCU — Tomlinson 36-124, Batteaux 6-37, Printers 7-27, Layne 1-(-2).
ECU — Henry 4-22, Wilson 9-16, Alston 1-(-7), Stokes 2-(-14), Garrard 10-(-33).

Passing

TCU — Printers 13-19-174.
ECU — Garrard 19-35-1191; Alston, 1-2-0-48.

Receiving

TCU — Tomlinson 4-29, Scarborough 2-49, Maiden 2-41, Dunbar 2-16, Batteaux 1-17, James 1-13, Brown 1-9.
ECU — Wilson 8-23, Chappell 5-116, Powell 2-67, Stokes 2-9, Floyd 1-11, Henry 1-9, Burns 1-4.

SOUTHERN MISS 28, TCU 21

TCU	7	0	14	0	—	21
Southern Miss	7	0	7	14	—	28

Attendance — 40,300

TEAM STATISTICS

	TCU	USM
First Downs	16	15
Rushing yards	43-150	36-158
Passing yards	115	159
Return yards	132	100
Passes	10-22-2	11-23-0
Punts	6-33.3	4-40.5
Fumbles-lost	2-0	0-0
Penalties-yards	8-68	5-35

INDIVIDUAL STATISTICS

Rushing
TCU — Tomlinson, 28-118, 2 TD, Layne 7-31, Printers 8-1.
USM — Nance 16-14, Kelly 11-43, Woods 8-12, Team 1-(-1).

Passing

TCU — Printers, 10-22-2-115.
USM — Kelly, 11-23-0-159.

Receiving

TCU — Brown 3-37, Layne 3-14, Dunbar 2-42, Maiden 2-22.
USM — Handy 5-84, Garner 3-42, Johnson 1-29, Mills 1-7, Woods 1-(-3).

TEXAS A&M 28, TCU 9

TCU	0	7	0	2	—	9
Texas A&M	0	14	7	7	—	28

Attendance — 53,480

TEAM STATISTICS

	TCU	A&M
First Downs	11	17
Rushing Yards	24-(-26)	49-104
Passing yards	144	191
Return yards	107	143
Passes	15-30-4	9-20-0
Punts	6-49.8	7-41.7
Fumbles-lost	2-1	1-1
Penalties-yards	11-87	4-25

INDIVIDUAL STATISTICS

Rushing
TCU — Madison 11-29; Holts 3-9; Team 1-0; Dunbar 1-0; Printers 8-(-64).
TAM — Weber 9-59 2 TD; Farmer 17-33; Flemming 5-16; Joseph 8-13; Goynes 2-2; Mangum 1-0; Team 1-(-1); Long 1-(-4); Farris 5-(-14).

Passing

TCU — Printers, 15-30-4-144.
TAM — Farris, 9-19-0-191; Flemming 0-1-0-0; Long 0-0-0-0.

Receiving

TCU — Madise 7-65; Dunbar 4-36; Schobel 2-22; Williams 2-21.
TAM — Carriger 2-57; Farmer 2-18; Weber 2-25; Jones 1-82 1 TD; Taylor 1-15; Porter 1-4.

BOWL HISTORY

2002 AXA LIBERTY BOWL

TCU 17, Colorado State 3 · Dec. 31, 2002

MEMPHIS, Tenn. — TCU figured out how to stop Colorado State standout Cecil Sapp after just two runs in the Liberty Bowl.

Sapp reeled off big gains of 59 and 25 yards on the Rams' first two possessions, but had 22 yards the rest of the game, and TCU tailback Ricky Madison stole the show with 111 yards rushing and a touchdown as the Horned Frogs beat No. 23 Colorado State 17-3 Tuesday.


It was the Horned Frogs' 500th victory in school history. Madison ran for 107 of his yards in the rainy second half as TCU's offense came alive after a sloppy opening by both teams.

In the first half, the teams combined for three lost fumbles, two interceptions, a missed field goal and an unsuccessful faked field goal. Their sloppy play made for the lowest scoring first half of a Liberty Bowl since Penn State led Tulane 6-0 in 1979.

TCU (10-2) finally put together a seven-play, 62-yard scoring drive led by Lonta Hobbs in the closing minutes of the second quarter. The freshman ran for 39 yards in the drive, capped when Sean Stilley threw a 15-yard touchdown pass to LaTarence Dunbar with 1:21 remaining to put TCU up 7-0 at the break.

The Rams were held to 89 yards rushing - compared with 197 for TCU - for their lowest total of the season. TCU also outgained Colorado State 338-149.

— Associated Press



2003 PLAINSCAPITAL FORT WORTH BOWL

Boise State 34, TCU 31 · Dec. 22, 2003

FORT WORTH — Ryan Dinwiddie, who ended his career as the most efficient passer in college football, threw for 325 yards and three touchdowns to lead the No. 18 Broncos (13-1) to a 34-31 win Tuesday night over No. 19 TCU in the inaugural Fort Worth Bowl.


Their bowl win on TCU's campus wasn't secured until sophomore Mike Wynn was short on a 51-yard field goal attempt, the first kick in his college career, with 7 seconds left.

TCU (11-2) had its school-record 13-game home winning streak snapped. The Frogs had been in contention for a Bowl Championship Series spot until their only regular-season loss Nov. 20 and then turned down an invitation to last week's GMAC Bowl because it conflicted with exams.

Dinwiddie hit 19 of 35 passes with two interceptions, but his last touchdown was an 18-yarder to Derek Schouman for the winning score with 12:43 left.

"I thought we beat them on both sides of the football. Three big plays beat us," TCU coach Gary Patterson said. "There's a reason they've won a lot of games."

— Associated Press



2005 EV1.NET HOUSTON BOWL

#14 TCU 27, Iowa State 24 · Dec. 31, 2005

HOUSTON — Peter LoCoco hit a 44-yard field goal with 5:25 left in the game to put TCU on top 27-24 and the defense held Iowa State in check on the ensuing drive for the victory at Reliant Stadium.

The TCU defense forced four Iowa State turnovers and Robert Merrill reached the century mark in rushing yards for the 10th time in his career as he ran for 109 yards on 11 carries with a touchdown to help lead the Frogs to the win.


TCU scored on its opening two possessions for a 14-0 lead just 6:36 into the contest. The two touchdowns came in a 1:55 span. The Horned Frogs took the opening kickoff and drove 80 yards in 12 plays, capped by a 20-yard Merrill touchdown run.

On the second play of Iowa State's ensuing possession, Jeremy Modkins forced a fumble that was recovered by Drew Coleman, giving the Frogs possession at the Cyclone 21. Three plays later, an Aaron Brown 7-yard scoring run extended TCU's lead to 14-0.

Iowa State scored 17 points in a 4:30 stretch of the second quarter to take a 17-14 lead with 10:30 left in the first half.

The Cyclones' third turnover of the first half, a fumble recovery by David Roach, led to the Frogs going back on top. The first snap of TCU's ensuing series saw Jeff Ballard connect on an 84-yard touchdown pass to Michael DePriest to give the Frogs a 21-17 lead with 4:05 left.

— gofrogs.com



TCU 17, COLORADO STATE 3

Colorado State	0	0	3	0	—	3
TCU	0	7	0	10	—	17

Attendance — 55,207

TEAM STATISTICS

	CSU	TCU
First Downs	8	19
Rushing yards	31-89	52-197
Passing yards	50	141
Return yards	111	71
Passes	6-28-3	16-28-1
Punts	8-36.9	8-36.6
Fumbles-lost	5-3	2-1
Penalties-yards	7-49	9-70

INDIVIDUAL STATISTICS

Rushing
 CSU — Sapp 19-106; Childs 1-0; Sanders 1-(-4); Van Pelt 9-(-6); Holland 1-(-7).
 TCU — Madison 19-111; Hobbs 20-77; Holts 3-13; Stilley 7-10; Dunbar 1-0; Team 2-(-14).

Passing
 CSU — Van Pelt 4-19-1-24; Holland 2-8-2-26; Cuppari 0-1-0-0.
 TCU — Stilley 16-28-1-141.

Receiving
 CSU — Pittman 4-33; Dreessen 1-11; Cuppari 1-6.
 TCU — Dunbar 6-71; Hobbs 3-10; Madise 2-18; Williams 2-12; Madison 1-12; McCarty 1-9; Harrell 1-9.

BOISE STATE 34, TCU 31

TCU	14	10	7	0	—	31
Boise State	7	17	3	7	—	34

Attendance — 38,028

TEAM STATISTICS

	TCU	BSU
First Downs	26	19
Rushing yards	57-280	29-117
Passing yards	214	325
Return yards	99	161
Passes	15-29-1	19-35-2
Punts	4-40.8	5-36.8
Fumbles-lost	2-2	0-0
Penalties-yards	6-57	6-70

INDIVIDUAL STATISTICS

Rushing
 TCU — Hobbs 23-117; Hassell 19-110; Merrill 8-26; Rodgers 3-14; DePriest 1-14; Hayter 1-2; Kummer 2-(-3).
 BSU — Mikell 16-101; Heck 6-11; Marks 3-7; Dinwiddie 2-0; Team 1-(-1); Bady 1-(-1).

Passing
 TCU — Hassell 26-13-1-160; Kummer 2-2-0-54; McCarty 1-0-0-0.
 BSU — Dinwiddie 35-19-2-325.

Receiving
 TCU — Harrell 6-107; Rodgers 4-51; McCarty 2-2; Hobbs 1-45; Andrus 1-6; Harmon 1-3.
 BSU — Acree 8-150; Smith 3-21; Schouman 2-24; Carpenter 1-54; Gilligan 1-28; Bady 1-26; Mikell 1-10; Weldon 1-9; Heck 1-3.

TCU 27, IOWA STATE 24

TCU	14	10	0	3	—	27
Iowa State	0	17	7	0	—	24

Attendance - 37,286

TEAM STATISTICS

	TCU	ISU
First Downs	21	12
Rushes-yards	46-135	25-34
Passing yards	275	254
Return yards	87	15
Passes	21-33-1	20-33-2
Punts	7-37.4	8-42.1
Fumbles-lost	2-2	2-2
Penalties	14-134	6-51

INDIVIDUAL STATISTICS

Rushing
 TCU — Merrill 11-19, Brown 12-48, Massey 1-4, Rodgers 1-4, DePriest 1-2, Ballard 16-(-13), Team 4-(-19).
 ISU — Meyer 12-27, Coleman 3-9, Team 1-(-1), Hicks 9-(-1).

Passing
 TCU — Ballard 21-33-275.
 ISU — Meyer 20-33-254.

Receiving
 TCU — Rodgers 4-46, Bryant 4-35, DePriest 3-97, Massey 3-11, Moore 2-34, Grimmatt 2-18, Pearson 1-14, Hecht 1-12, Merrill 1-8.
 ISU — Blythe 5-15, Flynn 3-32, Barkema 3-24, Davis 3-15, Sumrall 2-41, Hicks 2-23, Nickel 2-14.

BOWL HISTORY

2006 SAN DIEGO COUNTY CREDIT UNION POINSETTIA BOWL

#25 TCU 37, No. Illinois 7 · Dec. 19, 2006

SAN DIEGO — Panned in by a bunch of tough Horned Frogs, Garrett Wolfe had nowhere to run.

The national rushing leader was held to 28 yards, a whopping 130 below his average, and No. 25 TCU won a Poinsettia Bowl mismatch against Northern Illinois 37-7.

While Wolfe was repeatedly stuffed by one of the nation's best defenses, led by end Tommy Blake, Horned Frogs quarterback Jeff Ballard ran for three touchdowns and threw for another.


Ballard looked like more of a running back as he scored on runs of 10, 1 and 6 yards. He threw a 6-yard TD pass to tight end Brent Hecht and finished with 258 passing yards.

TCU's Lonta Hobbs rushed for 114 yards and one TD. Wolfe came in leading the nation with an average of 158.3 yards rushing and 178.9 all-purpose yards.

The Horned Frogs, though, were fourth nationally in run defense after allowing only 67.6 yards per game. TCU kept alive its string of not allowing a 100-yard rusher, one of only four teams to do so this year.

Wolfe, who carried 20 times, came dangerously close to his career-low of 24 yards set in his first game, the 2004 season opener. The Huskies had only five first downs and 60 yards of total offense, compared to 23 first downs and 456 yards for TCU.

— Associated Press



2007 TEXAS BOWL

TCU 20, Houston 13 · Dec. 28, 2007

HOUSTON — Justin Watts had scored exactly one touchdown in his career at TCU before the Texas Bowl.

TD No. 2 marked the go-ahead touchdown early in the fourth quarter to help TCU to a 20-13 win over Houston.

The junior dove through the defense and danced into the end zone for an 8-yard touchdown run that made it 17-10 and gave TCU (8-5) its first lead of the game against its old Southwest Conference rival. He and Ryan Christian split carries against Houston (8-5) after starter Joseph Turner injured his knee in the first quarter and didn't return.

Quarterback Andy Dalton also ran for a touchdown for TCU. Dalton was 21-of-30 for 249 yards with one interception. Watts and Christian combined for 88 yards rushing on 12 carries.

A 15-yard leaping reception by Jimmy Young on third down kept the drive that ended in Watts' touchdown going. Young outjumped Carson Blackmon to grab the ball and managed to keep his left leg in bounds as he landed. It was initially ruled an incomplete pass, but the call was overturned after a review by officials.

The Cougars had a chance to tie it with less than 30 seconds to play but Case Keenum's pass sailed just beyond the fingertips of Jeron Harvey in the end zone. He had two more shots at the end zone, but the ball fell short on the first one and Chase Ortiz hit him as he threw the second one to end the game.

— Associated Press



2008 SAN DIEGO COUNTY CREDIT UNION POINSETTIA BOWL

#11 TCU 17, #9 Boise State 16 · Dec. 23, 2008

SAN DIEGO — Joseph Turner dove into the end zone for the winning score, and LaDainian Tomlinson went nuts on the sideline.

Turner's 17-yard run midway through the fourth quarter gave the No. 11 Horned Frogs their first lead of the night, during a 17-16 victory over No. 9 and previously undefeated Boise State in the Poinsettia Bowl.

BSU was trying to finish 13-0 for the second time in three seasons. The Broncos took a 10-0 lead on Ian Johnson's 20-yard touchdown run midway through the first quarter, but their high-scoring offense bogged down against TCU's fast, aggressive defense.

TCU piled up yards if not points until finally wearing down the Broncos' defense in the fourth quarter. The Horned Frogs moved 80 yards in 10 plays on the winning drive, with Turner finishing it off by shedding a tackle inside the 5-yard line and diving into the end zone for a 17-13 lead.

After Turner's TD, Boise State got to the TCU 14 before having to settle for Kyle Brotzman's 33-yard field goal to pull to 17-16.

The Broncos got the ball back with 6 seconds left on their 33 and tried to lateral the ball after a catch, but Jeremy Childs' desperation flip was grabbed by TCU's Matt Panfil.

TCU outgained Boise State 472 yards to 250.

— Associated Press



TCU 37, NORTHERN ILLINOIS 7

Northern Illinois	0	0	0	7	—	7
TCU	6	10	14	7	—	37

Attendance - 29,709

TEAM STATISTICS

	NIU	TCU
First Downs	5	23
Rushes-yards	29-(-20)	46-198
Passing yards	80	258
Return yards	122	127
Passes	6-19-1	19-29-0
Punts	9-40.6	6-27.3
Fumbles-lost	1-0	2-0
Penalties	0-0	7-80

INDIVIDUAL STATISTICS

Rushing

NIU — Wolfe 20-28, Anderson 3-4, Britt 1-(-4), Nicholson 5-(-48).
TCU — Hobbs 18-19, Brown 14-52, Ballard 11-19, Massey 3-18.

Passing

NIU — Nicholson 6-18-1-80. Morris 0-1-0-0.
TCU — Ballard 19-29-0-258

Receiving

NIU — Carter 2-14, Wolfe 2-2, Simon 1-62, Davis 1-2.
TCU — Harmon 6-94, Hobbs 3-61, Moore 2-26, Reagan 2-23, Bryant 2-20, Andrus 1-12, Brown 1-8, Massey 1-8, Hecht 1-6.

TCU 20, HOUSTON 13

Houston	7	3	0	3	—	13
TCU	0	7	3	10	—	20

Attendance — 62,097

TEAM STATISTICS

	UH	TCU
First Downs	20	19
Rushing yards	30-32	39-116
Passing yards	335	249
Return yards	83	120
Passes	23-38-0	21-30-1
Punts	6-50.2	7-37.6
Fumbles-lost	0-0	0-0
Penalties-yards	6-73	11-85

INDIVIDUAL STATISTICS

Rushing

UH — Alridge 15-29, Kohn 1-5, Ganaway 1-0, Keenum 13-(-2).
TCU — Watts 12-46, 1 TD, Christian 12-42, Dalton 11-17, 1 TD, Turner 3-10, Dickerson 1-1.

Passing

UH — Keenum, 23-38-0-335.
TCU — Dalton, 21-31-1-249.

Receiving

UH — Avery 10-120, McDaniel 5-55, Harvey 4-64, Kohn 1-67, 1 TD, Gilbert 1-16, Castile 1-9, Alridge 1-4.
TCU — Dickerson 3-57, Bryant 3-56, Reagan 3-35, Christian 3-30, Kerley 3-15, B. Johnson 2-17, Young 1-15, Turner 1-12, Frosch 1-9, Watts 1-3.

TCU 17, BOISE STATE 16

Boise State	10	3	0	3	—	16
TCU	0	7	3	7	—	17

Attendance - 34,628

TEAM STATISTICS

	BSU	TCU
First Downs	15	28
Rushes-yards	20-28	51-275
Passing yards	222	197
Return yards	153	105
Passes	22-35-1	22-36-2
Punts	4-48.0	4-32.0
Fumbles-lost	2-1	1-0
Penalties	4-25	6-63

INDIVIDUAL STATISTICS

Rushing

BSU — Johnson 7-28, 1 TD, Harper 3-6, Perretta 5-4, Avery 2-1, Moore 2-(-10)
TCU — Brown 14-12, 1 TD, Turner 16-84, 1 TD, Dalton 16-84, Kerley 4-10, Christian 1-6

Passing

BSU — Moore 22-35-1-222.
TCU — Dalton 22-35-1-197, Kerley 0-1-1-0.

Receiving

BSU — Childs 7-61, Pettis 4-64, Johnson 3-(-5), Perretta 2-78, Hawkins 2-10, Avery 1-6, Bissell 1-3, Brockel 1-3, Martin 1-1.
TCU — Bryant 6-67, Christian 6-53, Young 5-62, Brown 2-(-3), Reagan 1-11, Clay 1-7, Turner 1-0.

BOWL HISTORY

2016 TOSTITOS FIESTA BOWL

#6 Boise St. 17, #3 TCU 10 · Jan. 4, 2010

PHOENIX, Ariz. — Boise State reached into its bag of tricks again and stunned TCU in a Fiesta Bowl duel of unbeaten BCS busters. It was the first time two schools from leagues without automatic BCS bids have met in one of college football's biggest bowls.

After the Broncos pulled off a gutsy fake punt at their own 33-yard line, Doug Martin scored the decisive touchdown to give No. 6 Boise State a 17-10 victory over third-ranked TCU.


A 10-10 stalemate came alive when punter Kyle Brotzman hit wide-open Kyle Efaw with a 30-yard strike with about 9 minutes to play. Four plays later, Martin dove over a tackler from 2 yards out as the Broncos became the second school ever to go 14-0, joining Ohio State in 2002.

The Broncos caught the Horned Frogs napping on the fake punt by Brotzman. Kellen Moore then completed three straight passes to advance to the 2, and Martin scored to put Boise State up 17-10 with 7:21 to go.

TCU took over at its own 1 with 1:06 remaining and marched to the Boise State 30 before cornerback Brandyn Thompson disrupted a pass by Andy Dalton, and Winston Venable picked it off to end the threat. Thompson set up the winning drive with his second interception of the game. He returned his first pick 51 yards for the game's first score.

TCU's touchdown came on a 30-yard pass from Dalton to Curtis Clay that pulled the Frogs to within 10-7 at halftime.

— Associated Press



2011 ROSE BOWL

#3 TCU 21, #5 Wisconsin 19 · Jan. 1, 2011

PASADENA, Calif. — Andy Dalton threw a touchdown pass and ran for a score, linebacker Tank Carder swatted down a 2-point conversion pass attempt with 2 minutes to play, and No. 3 TCU completed a perfect season with its first Rose Bowl victory, 21-19 over fourth-ranked Wisconsin on Saturday.

Bart Johnson caught an early TD pass and recovered a late onside kick for the Mountain West champion Horned Frogs (13-0), who followed up their second straight unbeaten regular season by busting the BCS in dramatic fashion.


Dalton passed for 219 yards for TCU, which won't win the national title - that will go to either Auburn or Oregon. They meet in the BCS championship game in nine days.

Luke Shivers' 1-yard TD run put TCU ahead 21-13 early in the third quarter, but neither team scored again until Wisconsin mounted a 77-drive in the waning minutes. Montee Ball rushed for a 4-yard score with 2 minutes to play, but Carder made a perfectly timed leap at the line to bat down Scott Tolzien's throw to the end zone. The intended receiver was open in the end zone.

Dalton went 15 for 23 and rushed for a first-quarter score, winning the game's offensive MVP award. But the defense deserved the credit for hanging on when TCU couldn't score in the game's final 26 minutes.

Carder was the leader all game and the man at the end.

— Associated Press



2011 SAN DIEGO COUNTY CREDIT UNION POINSETTIA BOWL

#16 TCU 31, La. Tech 24 · Dec. 21, 2011

SAN DIEGO - Casey Pachall and the TCU Horned Frogs are headed to the Big 12 Conference on an eight-game winning streak.

Pachall highlighted a record-setting game with a 42-yard touchdown pass to Skye Dawson with 4:26 left to lift No. 16 TCU to a 31-24 victory against Louisiana Tech in the Poinsettia Bowl on Wednesday night.


It was the eighth straight victory for Mountain West Conference champion TCU (11-2), which moves to the Big 12 next year. It was the third time this season TCU overcame a fourth-quarter deficit to win, including a 36-35 victory at Boise State on Nov. 12, the Broncos' only loss.

Pachall was 15 of 29 for 206 yards. He set school single-season records with 228 completions, 2,921 yards and a completion percentage of 66.5, breaking marks previously held by Andy Dalton.

On the winning play, the sophomore took the snap in the shotgun and Dawson ran past safety Chad Boyd to pull in the long pass.

The Horned Frogs, who beat Wisconsin in the Rose Bowl last season, had hoped to make it to a BCS bowl for the third straight season.

— Associated Press



BOISE STATE 17, TCU 10

Boise State	7	3	0	7	—	17
TCU	0	7	3	0	—	10

Attendance — 73,227

TEAM STATISTICS

	BSU	TCU
First Downs	16	17
Rushing yards	32-77	36-20
Passing yards	240	272
Return yards	161	153
Passes	24-40-0	25-44-3
Punts	8-44.4	8-48.4
Fumbles-lost	1-1	2-0
Penalties-yards	7-70	7-53

INDIVIDUAL STATISTICS

Rushing
 BSU — Martin 16-42, 1 TD, Avery 12-20, Young 3-16, Moore 1-(-1)
 TCU — Turner 7-22, Tucker 1-9, Wesley 2-8, Jackson 1-7, Dalton 9-(-10)

Passing
 BSU — Ke. Moore 23-39-0-211; Brotzman 1-1-0-29.
 TCU — Dalton 25-44-3-272

Receiving
 BSU — Young 8-72, Efaw 4-75, Ki, Moore 4-28, Potter 2-21, Burroughs 2-9, Gallarda 1-16, Avery 1-13, Pettis 1-5, Martin 1-1
 TCU — Kerley 6-65, Christian 5-40, Young 4-68, Hicks 4-45, B. Johnson 3-12, Clay 2-39, 1 TD, Tucker 1-3

TCU 21, WISCONSIN 19

Wisconsin	10	3	0	6	—	19
TCU	14	0	7	0	—	21

Attendance — 94,118

TEAM STATISTICS

	WIS	TCU
First Downs	20	18
Rushing yards	46-226	26-82
Passing yards	159	219
Return yards	171	248
Passes	12-21-0	15-23-0
Punts	3-42.0	4-36.5
Fumbles-lost	1-0	0-0
Penalties-yards	6-41	4-20

INDIVIDUAL STATISTICS

Rushing
 WIS — Ball 22-132; Clay 11-76; White 8-23; Nortman 1-11; Tolzien 4-(-16).
 TCU — Dalton 9-28, 1 TD; James 4-24; Tucker 4-15; Wesley 4-13; Kerley 2-5; Shivers 1-1, 1 TD.

Passing
 WIS — Tolzien 12-21-0-159.
 TCU — Dalton 15-23-1-219.

Receiving
 WIS — Kendrick 4-36; Toon 3-46; Gilreath 2-23; Ewing 1-28; Abbrederis 1-16; Anderson 1-10.
 TCU — Kerley 6-58; Young 5-57; Boyce 1-44; Wesley 1-33; B. Johnson 1-23, 1 TD; Hicks 1-4.

TCU 31, LOUISIANA TECH 24

TCU	0	10	7	14	—	31
Louisiana Tech	3	7	14	0	—	24

Attendance — 24,607

TEAM STATISTICS

	TCU	LAT
First Downs	22	19
Rushing yards	51-190	27-96
Passing yards	206	264
Return yards	140	134
Passes	15-29-1	21-43-1
Punts	5-43.8	5-43.2
Fumbles-lost	1-1	2-1
Penalties-yards	7-66	6-31

INDIVIDUAL STATISTICS

Rushing
 TCU — Wesley 16-77, 1 TD; James 14-51; Pachall 8-31; Tucker 7-18 1 TD; Carter 1-15; Shivers 2-2; Dawson 1-(-1), Team 2-(-3).
 LAT — Lee 20-64, 1 TD; Cameron 6-23; Patton 1-9.

Passing
 TCU — Pachall 15-29-1-206.
 LAT — Cameron 21-43-1-264.

Receiving
 TCU — Boyce 5-66; Dawson 4-85, 1 TD; Porter 2-22; L. Brock 1-11; Shivers 1-10; Tucker 1-7; Jones 1-5.
 LAT — White 7-110, 1 TD; Patton 5-67, 1 TD; Ikharo 4-41; Casey 2-24; Isham 2-13; Gru 1-9.

BOWL HISTORY

2012 BUFFALO WILD WINGS BOWL

Michigan State 17, TCU 16 · Dec. 29, 2012

TEMPE, Ariz. — Dan Conroy kicked a 47-yard field goal with 1:01 left, Le'Veon Bell ran for 145 yards, and Michigan State rallied to beat TCU 17-16 in the Buffalo Wild Wings Bowl.

Michigan State labored through the first half before going on a 90-yard march capped by Connor Cook's 15-yard touchdown pass to Aaron Burbridge in the third quarter. The Spartans recovered a muffed TCU punt at the 4-yard line midway through the fourth quarter, and Bell scored two plays later by racing around left end for a 14-13 lead.

TCU rallied to set up Jaden Oberkrom for a 53-yard field goal but left Conroy too much time for his second straight postseason game-winner.

Bell, who entered the game as the nation's third-leading rusher, had nowhere to go early on. Filling holes inside and stringing plays out toward the sidelines, TCU stuffed the back on nearly every touch, holding him to 38 yards on 11 carries in the first half. MSU produced only three first downs and 76 total yards in the opening stanza.

The Frogs started gashing the Spartans for decent-sized chunks with their option midway through the first quarter, setting up Matthew Tucker's 4-yard touchdown on an end-around.

Oberkrom followed with a 47-yard field goal and added another from 31 yards after Trevone Boykin hit Josh Boyce on a 61-yard pass to put TCU up 13-0 at halftime. Boykin threw for 201 yards for TCU.

— Associated Press



2014 CHICK-FIL-A PEACH BOWL

#6 TCU 42, #9 Ole Miss 3 · Dec. 31, 2014

ATLANTA — No. 6 TCU rode three touchdown passes from Trevone Boykin and a dominant defense to a 42-3 rout of No. 9 Ole Miss in the Chick-fil-A Peach Bowl.

Josh Doctson had two touchdown catches and Aaron Green ran for a score and added a touchdown reception for the Horned Frogs (12-1).

Bo Wallace threw three interceptions, including one caught in the Rebels' end zone by defensive end James McFarland for a touchdown.

The action was as lopsided as the score. TCU finished with 423 yards and allowed only 129 to Ole Miss. The Rebels were held to 9 yards rushing in the biggest margin of victory in Peach Bowl history.

TCU led 28-0 at halftime.

Ole Miss ranked first in the nation with its average of only 13.8 points allowed. Turnovers and TCU's quick-strike offense were too much to overcome.

Wallace completed only 10 of 23 passes for 109 yards.

The Horned Frogs turned two Ole Miss turnovers into 14 points. On the Rebels' third snap of the game, a pass from Wallace was picked off by safety Chris Hackett.

Late in the half, Wallace tried to avoid a safety when pressured in his end zone by tossing the ball away, but McFarland snatched the ball up before it hit the turf for an instant touchdown and a 28-0 lead.

Wallace was sacked five times - all in the first half.

The rout continued in the third quarter as Boykin threw a touchdown passes of 27 yards to Doctson. The scoring catch moved Doctson past Reggie Harrell's team-record total of 1,012 yards receiving in 2003.

— Associated Press



2016 VALERO ALAMO BOWL

#11 TCU 47, #15 Oregon 41 · Jan. 2, 2016

SAN ANTONIO — Bram Kohlhausen's 8-yard touchdown run in the third overtime carried No. 11 TCU to a wild 47-41 victory over No. 15 Oregon in the Alamo Bowl as the Horned Frogs stormed back from a 31-0 halftime deficit behind a backup quarterback. The 31-point comeback to win tied the record for a bowl game, matching Texas Tech in the 2006 Insight Bowl against Minnesota.

Oregon stormed to the big lead early behind quarterback Vernon Adams Jr., but he was knocked out of the game late in the second quarter after taking a hard hit to the head. Oregon gained only 18 yards in regulation in the second half.


Kohlhausen started in place of TCU's Trevone Boykin and passed for 351 yards and two touchdowns and ran for two more scores.

After trailing 31-0 at halftime, TCU scored on all of its possessions in the second half and overtime. The Horned Frogs started their march back with 17 points in the third quarter, twice scoring touchdowns on fourth down. Kohlhausen threw a touchdown pass to Jaelen Austin, then ran 2 yards for his first score.

Jaden Oberkrom's 22-yard field goal with 19 seconds left tied it, and TCU scored first in the first overtime when Kohlhausen hit Emanuel Porter for a 7-yard touchdown. Oregon answered with Royce Freeman's third touchdown run.

After the teams exchanged field goals in the second overtime, Kohlhausen sneaked around the right end on an option, and seemingly disappeared behind his blockers until he was in the end zone. TCU's 2-point conversion pass attempt failed, but Oregon's final chance to tie and keep the game going ended with an incomplete pass on fourth down near the goal line.

— Associated Press



MICHIGAN STATE 17, TCU 16

TCU	7	6	0	3	—	16
Michigan State	0	0	7	10	—	17

Attendance - 44,617

TEAM STATISTICS

	TCU	MSU
First Downs	13	13
Rushes-yards	30-87	42-123
Passing yards	201	104
Return yards	89	104
Passes	13-29-1	11-27-0
Punts	7-39.3	11-43.7
Fumbles-lost	1-1	1-0
Penalties	5-39	7-72

INDIVIDUAL STATISTICS

Rushing

TCU — Boykin 13-37; Tucker 8-28, 1 TD; Catalan 7-20; S. Dawson 1-2; Team 1-0.
MSU — Bell 32-145, Cook 3-11, Hill 1(-1), Team 1(-2), Maxwell 5(-19).

Passing

TCU — Boykin 13-29-1-201.
MSU — Maxwell 6-15-0-28; Cook 4-11-0-47; Bell 1-1-0-29.

Receiving

TCU — Boyce 5-91; L. Brown 2-34; B. Carter 2-11; Tucker 2-0; C. White 1-6.
MSU — Sims 3-24; Burbridge 3-22, 1 TD; Bell 2-13; Hammock 1-29; Lippett 1-12; Mumphery 1-4.

TCU 42, OLE MISS 3

Ole Miss	0	0	0	3	—	3
TCU	14	14	14	0	—	42

Attendance - 65,706

TEAM STATISTICS

	MISS	TCU
First Downs	10	24
Rushes-yards	37-9	42-177
Passing yards	120	246
Return yards	166	72
Passes	11-27-3	27-37-3
Punts	8-43.1	4-42.2
Fumbles-lost	2-1	2-1
Penalties	6-44	5-55

INDIVIDUAL STATISTICS

Rushing

TCU — Green 18-68; Boykin 10-65; Johnson 8-31; Hicks 4-6; Murphy 1-4; Echols-Luper 1-3.
MISS — Mathers 7-26; Kincade 3-5; Wilkins 4-3; Walton 8-3; Team 1(-14); Wallace 14(-14).

Passing

TCU — Boykin 22-31-3-187; Kohlhausen 4-5-0-28.
MISS — Wallace 10-23-3-109; Kincade 1-3-0-11; Team 0-1-0-0.

Receiving

TCU — Doctson 6-59; Slanina 3-16; D. Porter 3-15; Green 2-46; E. Porter 2-20; Gray 2-18; Moore 2-12; Gilbert 1-8; White 1-8; Story 1-2; Boykin 1(-2).
MISS — Pack 4-55; Core 3-28; Mathers 1-11; Ingram 1-11; Adeboyejo 1-10; Walton 1-5.

TCU 47, OREGON 41 (30T)

Oregon	21	10	0	0	7	3	0	—	41
TCU	0	0	17	14	7	3	6	—	47

Attendance - 64,569

TEAM STATISTICS

	ORE	TCU
First Downs	21	27
Rushes-yards	48-186	47-174
Passing yards	233	371
Return yards	124	11
Passes	20-35-0	30-47-1
Punts	7-32.4	5-36.0
Fumbles-lost	4-1	1-0
Penalties	5-24	8-83

INDIVIDUAL STATISTICS

Rushing

TCU — Green 25-101; Kohlhausen 11-45; Turpin 5-16; Hicks 6-12.
ORE — Freeman 26-130; Brooks-James 3-50; Griffin 4-41; Buckner 1-10; Nelson 2-6; Benoit 2-5; Adams, Jr. 4(-8), Lockie 3(-17).

Passing

TCU — Kohlhausen 28-45-1-351; James 1-1-0-0; Sawyer 1-1-0-0.
ORE — Adams, Jr. 13-19-0-197; Lockie 7-15-0-36; Wheeler 0-1-0-0.

Receiving

TCU — Nixon 9-71; Turpin 5-65; Austin 4-67; Porter 4-53; Green 2-56; Stewart 2-39; Hicks 2-2; James 1-19.
ORE — Carrington 7-107; Addison 5-29; Stanford 3-32; Freeman 2-23; Nelson 2-12; Baylis 1-30.

BOWL HISTORY

2016 AUTOZONE LIBERTY BOWL

Georgia 31, TCU 23 · Dec. 30, 2016

MEMPHIS, Tenn. - No matter how difficult it was to find running room early on, Georgia kept trying to establish its ground attack.

That stubborn approach eventually paid off.

Nick Chubb and Sony Michel combined to rush for 229 yards and two touchdowns Friday as Georgia came from behind in the fourth quarter to beat TCU 31-23 in the AutoZone Liberty Bowl.


Chubb rushed for 142 yards and a touchdown on 17 carries, while Michel ran for 87 yards and a score on 16 attempts.

Held in check for much of the game, Chubb closed the third quarter with a 48-yard burst that set up Rodrigo Blankenship's field goal to put Georgia ahead 24-23 with 13:27 left. Chubb then rushed for 57 yards in the final period, including a 13-yard touchdown with 2:48 remaining.

Missed opportunities proved costly for the Horned Frogs, who led 16-7 in the first half and carried a 23-21 advantage into the fourth quarter.

Kenny Hill threw a pair of touchdown passes to John Diarse and also ran for a third score.

- Associated Press



2017 VALERO ALAMO BOWL

#13 TCU 39, #15 Stanford 37 · Dec. 28, 2017

SAN ANTONIO — Kenny Hill passed for two touchdowns, ran for another and even caught one as No. 13 TCU rallied from a big early deficit to beat 15th-ranked Stanford 39-37 in the Valero Alamo Bowl.


Cole Bunce's 33-yard field goal with just over 3 minutes to play won it for the Horned Frogs (11-3), who trailed 21-3 before storming back behind big plays from Hill and a 76-yard punt return from Desmon White. TCU rallied from 31 down to beat Oregon in the 2016 Alamo Bowl.

Stanford (9-5) running back Bryce Love, a Heisman Trophy finalist, rushed for 145 yards and had a 69-yard touchdown run in the third quarter. K.J. Costello had three touchdown passes to J.J. Arcega-Whiteside, the last one giving Stanford a 37-36 lead.

Hill then drove TCU to Bunce's game-winner. The Horned Frogs defense sealed it with an interception by Innis Gaines with 2:01 left.

Hill finished with 314 yards passing, a team-high 60 yards rushing and caught a 27-yard TD pass from White in his final game.

- Associated Press



2018 CHEEZ-IT BOWL

TCU 10, California 7 (OT) · Dec. 26, 2018

PHOENIX — Following an interception by Jawuan Johnson on Cal's possession in the first overtime, Jonathan Song hit a 27-yard field goal to lift TCU to a 10-7 victory in the Cheez-It Bowl at Chase Field.

Sewo Olonilua ran for a TCU bowl record 194 yards on a career-high 32 carries to earn Cheez-It Bowl Offensive MVP honors in a game that was a defensive slugfest.

The Horned Frogs had five of those interceptions from five different players, tying for the single-game high in head coach Gary Patterson's tenure.

Cal scored first on a 4-yard touchdown by Chase Garbers in the first quarter, but picks by Julius Lewis, Niko Small and Jeff Gladney kept the deficit to a minimum heading into the locker room at halftime.

TCU got on the scoreboard with three seconds remaining in the third quarter when Olonilua powered his way into the end zone from the 1-yard line to tie the game and set up Song's game-winner in overtime.

The victory gives the Frogs a winning record for the 15th time in Patterson's 18 years as head coach at TCU as they finish the 2018 campaign at 7-6.

- GoFrogs.com



GEORGIA 31, TCU 23

Georgia	7	7	7	10	—	31
TCU	9	7	7	0	—	23

Attendance - 51,087

TEAM STATISTICS

	UGA	TCU
First Downs	17	17
Rushes-yards	44-248	39-175
Passing yards	164	146
Return yards	83	149
Passes	12-21-0	18-28-0
Punts	5-34.8	3-40.3
Fumbles-lost	2-1	2-2
Penalties	7-45	2-10

INDIVIDUAL STATISTICS

Rushing

TCU — Hicks 15-88; Hill 17-72; Anderson 4-12; Turpin; 2-3; Olonilua 1-0
 UGA — Chubb 17-142; Michel 15-87; Ramsey 1-11; Eason 6-7; McKenzie 1-3; Herrien 2-1

Passing

TCU — Hill 18-27-0-146; Diarse 0-1-0-0;
 UGA — Eason 12-21-0-164

Receiving

TCU — Hicks 5-21; Graham 3-37; Stewart 3-29; White 2-21; Diarse 2-19; Sianina 1-10; Johnson 1-6; Anderson 1-3
 UGA — McKenzie 4-103; Wims 3-11; Michel 2-39; Nauta 2-8; Godwin 1-3

TCU 39, STANFORD 37

Stanford	14	7	10	6	—	37
TCU	3	7	13	16	—	39

Attendance — 57,653

TEAM STATISTICS

	STAN	TCU
First Downs	17	21
Rushing yards	34-157	26-147
Passing yards	212	341
Return yards	155	148
Passes	15-27-2	28-41-2
Punts	4-48.8	2-36.5
Fumbles-lost	1-0	1-1
Penalties-yards	3-15	1-4

INDIVIDUAL STATISTICS

Rushing

STAN — Love 26-145; Speights 2-15; Scarlett 5-4; Costello 1-(-7).
 TCU — Hill 9-60; Olonilua 5-58; Hicks 6-40; Snell 1-4; Nunez 1-1; Turpin 1-(-7); Team 3-(-9).

Passing

STAN — Costello 15-27-2-212.
 TCU — Hill 27-40-2-314; White 1-1-0-27.

Receiving

STAN — Arcega-Whiteside 5-61; Weddington 3-41; Irwin 3-17; Scarlett 2-85; Schultz 2-8.
 TCU — Hicks 8-25; Regaor 5-169; Olonilua 4-31; White 3-33; Turpin 3-12; Diarse 2-32; Hill 1-27; Stewart 1-12; Snell 1-0.

TCU 10, CALIFORNIA 7 (OT)

California	7	0	0	0	—	7
TCU	0	0	7	0	3	10

Attendance — 33,121

TEAM STATISTICS

	CAL	TCU
First Downs	14	16
Rushing yards	30-100	59-262
Passing yards	164	28
Return yards	36	245
Passes	17-33-5	8-21-4
Punts	9-38.9	6-44.7
Fumbles-lost	0-0	0-0
Penalties-yards	3-20	3-30

INDIVIDUAL STATISTICS

Rushing

CAL — Brown Jr. 14-57; Laird 7-29; Garbers 7-23; Hawkins 1-(-1); Forrest 1-(-8).
 TCU — Olonilua 32-194; Demercado 13-51; Reago 3-9; Muehlstein 9-8; Barber 1-4; Rogers 1-(-4).

Passing

CAL — Garbers 12-19-3-93; Forrest 5-14-2-71.
 TCU — Muehlstein 7-20-4-27; Rogers 1-1-0-1.

Receiving

CAL — Remigio 5-21; Ways 3-37; Brown Jr. 3-14; Noa 2-43; Duncan 1-33; Castles 1-15; Bunting 1-4; Laird 1-(-3).
 TCU — Meeking 2-4; Barber 2-3; Austin 1-15; Stewart 1-4; Olonilua 1-1; Davis 1-1.

BOWL HISTORY

2022 FIESTA BOWL

#3 TCU 51, #2 Michigan 45
Dec. 31, 2022

GLENDALE, Ariz.

— TCU led from start to finish in a thrilling 51-45 win over Michigan the College Football Playoff the Vrbo Fiesta Bowl in Glendale, Ariz.

The Horned Frogs will face Georgia on Monday, Jan. 9, in the CFP National Championship SoFi Stadium in Inglewood, Calif.

TCU became the first Big 12 member to win a CFP contest and set a program record for points scored in a bowl game. Leading 51-45 with 52 seconds to play and Michigan beginning a series at its own 25, TCU held the Wolverines without a first down to secure the victory.

Led by that defense, TCU started fast by making an impact on Michigan's opening two possessions. Facing a 4th-and-goal at the 2 on the game's first series, the Wolverines went for it and the play resulted in a sack by Dylan Horton for a loss of 8 yards. It was the first of four sacks in the game by Horton.

The Horned Frogs' defense came up big again on Michigan's next series. On the first snap, Bud Clark had a 41-yard interception return for a touchdown to give TCU a 7-0 lead. Dee Winters later added another Pick 6 for the Horned Frogs. Winters also totaled 3.0 tackles for loss in being selected the game's Defensive Most Valuable Player.

TCU's defense again made an impact in the second quarter. With Michigan having a 1st-and-goal at the 1, a fumbled handoff was recovered in the end zone by Clark for a touchback.

The Horned Frogs took their largest lead of the game at 41-22 on a Max Duggan 1-yard run with 49 seconds left in the third quarter. Duggan totaled 282 yards of offense (225 passing, 57 rushing) and four touchdowns (two rushing, two passing).

Emari Demercado rushed for a career-high 150 yards, including a career long 69-yard carry to set up a 1-yard Duggan scoring run to give TCU its biggest lead of the game at 41-22 with 49 seconds left in the third quarter.

Quentin Johnston earned Offensive Most Valuable Player honors after totaling six catches for 163 yards, including a 76-yard touchdown. It came just three plays after the Wolverines had trimmed TCU's 19-point advantage to just 41-38.

The Horned Frogs totaled 488 yards of offense against a Michigan defense that entered the game allowing just 13.4 points and 277.1 yards per game.

— GoFrogs.com



TCU 51, MICHIGAN 45

TCU	14	7	20	10	—	51
Michigan	0	6	24	15	—	45

Attendance - 71,723

TEAM STATISTICS

	TCU	UM
First Downs	19	25
Rushes-yards	41-263	40-186
Passing yards	225	342
Return yards	176	102
Passes	14-29-2	21-35-2
Punts	6-44.5	5-44.6
Fumbles-lost	1-1	3-1
Penalties	7-85	5-28

INDIVIDUAL STATISTICS

Rushing

TCU — Demercado 17-150, 1 TD; Duggan 15-57, 2 TD; Miller 8-57.
UM — Edwards 23-119; McCarthy 10-52; Wilson 1-18; Mullings 5-5; Loveland 1-(-8).

Passing

TCU — Duggan 14-29-2-225.
UM — McCarthy 20-34--2-343; Edwards 1-1-0-(-1).

Receiving

TCU — Johnston 6-163; Hudson 2-34; Barber 2-12; Derius 2-12; Wiley 1-6; Demercado 1-(-2).
UM — Bell 6-135, 1 TD; Wilson 5-104, 1 TD; Loveland 4-36; Schoonmaker 1-32; Johnson 2-30; Edwards 1-8; Henning 2-(-3).

INDIVIDUAL HONORS

ALL-AMERICA SELECTIONS

First-Team Selections (consensus choices in bold)




- 1927**
E #31 Rags Matthews, Fort Worth
- 1929**
G #44 Mike Brumbelow, Jacksboro
- 1930**
HB #5 Cy Leland, Lubbock
- 1932**
G #44 Johnny Vaught, Fort Worth
- 1934**
C #22 **Darrell Lester**, Jacksboro
- 1935**
C #22 **Darrell Lester**, Jacksboro
QB #45 Sammy Baugh, Sweetwater
- 1936**
QB #45 **Sammy Baugh**, Sweetwater
- 1937**
QB #8 Davey O'Brien, Dallas
T #22 I.B. Hale, Dallas
C #48 Ki Aldrich, Temple
- 1938**
QB #8 **Davey O'Brien**, Dallas
C #48 **Ki Aldrich**, Temple
T #22 I. B. Hale, Dallas
- 1942**
T #71 Derrell Palmer, Albany
- 1944**
T #32 Clyde Flowers, Perryton
- 1949**
QB #43 Lindy Berry, Wichita Falls
- 1951**
C #34 Keith Flowers, Perryton
QB #49 Ray McKown, Dumas
T #77 Doug Conaway, Hillsboro
- 1955**
HB #23 **Jim Swink**, Rusk
C #54 Hugh Pitts, Woodville
- 1956**
T #75 Norman Hamilton, Vanderbilt
HB #23 **Jim Swink**, Rusk
- 1958**
T #75 Don Floyd, Midlothian
- 1959**
T #75 **Don Floyd**, Midlothian
FB #20 Jack Spikes, Snyder
- 1960**
T #72 **Bob Lilly**, Throckmorton
- 1963**
FB #38 Tommy Crutcher, McKinney
- 1981**
SE #7 Stanley Washington, Dallas
- 1984**
RB #36 **Kenneth Davis**, Temple
- 1991**
TE #86 **Kelly Blackwell**, Richland Hills
- 1995**
PK #17 **Michael Reeder**, Sulphur, La.
- 2000**
TB #5 **LaDainian Tomlinson**, Waco
- 2002**
LB #44 LaMarcus McDonald, Waco
- 2003**
PK #9 **Nick Browne**, Garland
- 2005**
KR #17 Cory Rodgers, Houston
- 2008**
DE #98 **Jerry Hughes**, Sugar Land
- 2009**
DE #98 **Jerry Hughes**, Sugar Land
C #76 Jake Kirkpatrick, Tyler
LB #41 Daryl Washington, Irving
- 2010**
S #3 **Tejay Johnson**, Garland
LB #43 Tank Carder, Sweeny
DE #96 Wayne Daniels, Kilgore
RS #85 Jeremy Kerley, Hutto
C #76 Jake Kirkpatrick, Tyler
- 2011**
KR #7 Greg McCoy, Dallas
- 2012**
CB #2 Jason Verrett, Fairfield, Calif.
- 2013**
CB #2 Jason Verrett, Fairfield, Calif.
- 2014**
LB #47 **Paul Dawson**, Dallas
- 2015**
WR #9 **Josh Doctson**, Mansfield
- 2017**
DE #9 Mat Boesen, Torrance, Calif.
- 2020**
CB #1 Tre'Vius Hodges-Tomlinson, Waco
S #7 Tre'ven Moehrig, Spring Branch
- 2022**
OL #79 **Steve Avila**, Arlington
WR/PR/KR #11 Darius Davis, Saint Francisville, La.
CB #1 Tre'Vius Hodges-Tomlinson, Waco

ACADEMIC ALL-AMERICANS

Academic All-America teams have been selected by CoSIDA since 1952.

- 1952**
T Marshall Harris, Deland, Fla.
- 1955**
C Hugh Pitts, Woodville
HB Jim Swink, Rusk
- 1956**
HB Jim Swink, Rusk
- 1957**
E John Nikkel, Dalhart
- 1961**
WR Buddy Iles, New London
- 1968**
G Jim Ray, Aspermont
- 1972**
C Scott Walker, Abilene
- 1974**
S Terry Drennan, Decatur
- 1980**
T John McLean, Abilene
- 2002**
PK Nick Browne, Garland
- 2003**
PK Nick Browne, Garland
- 2010**
WR Bart Johnson, Brownwood

TCU'S RETIRED NUMBERS



ALL-CONFERENCE SELECTIONS

SOUTHWEST CONFERENCE

1925

Johnny Washmon, C, Fort Worth
Harold Brewster, T, Mineral Wells
Herman Clark, QB, Fort Worth

1926

Johnny Washmon, C, Fort Worth
Horace Brewster, T, Mineral Wells
Luther Scarborough, T, Fort Worth
Raymond Wolf, G, Houston
Rags Matthews, E, Fort Worth
Bernard Williams, FB, Fort Worth
Herman Clark, QB, Fort Worth

1927

Rags Matthews, E, Fort Worth

1928

Mike Brumbelow, G, Jacksboro
Merl Toler, HB
Jake Williams, T
Howard Grubbs, QB, Kemp

1929

Mike Brumbelow, G, Jacksboro
Howard Grubbs, QB, Kemp
Noble Atkins, C, Borger
Cy Leland, HB, Lubbock
Harlos Green, FB, Fort Worth

1930

Noble Atkins, C, Borger
Ben Boswell, T, Fort Worth
Cy Leland, HB, Lubbock

1931

Johnny Vaught, G, Fort Worth
Madison Pruitt, E, Fort Worth
Blanford Spearman, HB, Jermyn

1932

Johnny Vaught, G, Fort Worth
Madison Pruitt, E, Fort Worth
Blanford Spearman, HB, Jermyn
J.V. Townsend, C, Lufkin
Lon Evans, G, Fort Worth
Ben Boswell, T, Fort Worth
Foster Howell, T, Commerce
Red Oliver, HB

1933

Bud Taylor, G, Austin
Charley Casper, HB, San Antonio
Johnny Kitchen, HB, Okmulgee, Okla.
Darrell Lester, C, Jacksboro
Cy Perkins, T, Newcastle
Jimmy Lawrence, HB, Harlingen

1934

Jimmy Lawrence, HB, Harlingen
Darrell Lester, C, Jacksboro
Walter Roach, C, Fort Worth

1935

Darrell Lester, C, Jacksboro
Walter Roach, E, Fort Worth
Sammy Baugh, QB, Sweetwater
Tracy Kellow, G, Lufkin
Jimmy Lawrence, HB, Harlingen
L.D. Meyer, E, Fort Worth
Cotton Harrison, G, Temple

1936

Walter Roach, E, Fort Worth
Sammy Baugh, QB, Sweetwater
Ki Aldrich, C, Temple
Cotton Harrison, G, Temple

1937

Ki Aldrich, C, Temple
I.B. Hale, T, Dallas
Davey O'Brien, QB, Dallas

1938

Ki Aldrich, C, Temple
I.B. Hale, T, Dallas
Davey O'Brien, QB, Dallas
Forrest Kline, G, Gregory
Don Looney, E, Sulphur Springs
Connie Sparks, FB, Panhandle
Allie White, T, Fort Worth

1939

Durward Horner, E, Fort Worth
Don Looney, E, Sulphur Springs

1940

Bobby Sherrod, G, Fort Worth

1941

Bill Crawford, G, Fort Worth
Derrell Palmer, T, Albany
Bruce Alford, E, Waco

1942

Derrell Palmer, T, Albany
Bruce Alford, E, Waco

1943

Bill Hale, C, Amarillo
Clyde Flowers, T, Perryton
Jim Lucas, QB, Pecos

1944

Clyde Flowers, T, Perryton
Jim Cooper, C, Colorado City
Norman Cox, FB, Grand Falls

1946

Weldon Edwards, T, Comanche

1947

Pete Stout, FB, Throckmorton

1948

Morris Bailey, E, Vernon
Lindy Berry, QB, Wichita Falls

1949

Lindy Berry, QB, Wichita Falls
Morris Bailey, E, Vernon
Harold Kilmon, T, Shamrock

1950

Gilbert Bartosh, QB, Granger
Billy Moorman, E, Odessa

1951

Herbert Zimmerman, G, Mount Vernon
Keith Flowers, LB, Perryton
Ray McKown, QB, Dumas
Alton Taylor, G, Austin

1952

Morgan Williams, G, Fort Worth
Ronald Fraley, DB, Sweetwater
Wayne Martin, DB, Shamrock
Bob Blair, WR, Texarkana
Marshall Robinson, S, Fort Worth

1953

Morgan Williams, G, Fort Worth

1954

Hugh Pitts, C, Woodville

1955

Hugh Pitts, C, Woodville
Jim Swink, HB, Rusk
Norman Hamilton, T, Vanderbilt
Chuck Curtis, QB, Gainesville
Bryan Ingram, E, Dumas

1956

Jim Swink, HB, Rusk
Norman Hamilton, T, Vanderbilt

O'Day Williams, E, Graham

1957

Jim Shofner, HB, Fort Worth
Buddy Dike, FB

1958

Don Floyd, T, Midlothian
Sherrill Headrick, G, Fort Worth
Dale Walker, C, Lampasas
Marvin Lasater, HB, San Angelo
Jack Spikes, FB, Snyder

1959

Don Floyd, T, Midlothian
Bob Lilly, T, Throckmorton
Jack Spikes, FB, Snyder

1960

Bob Lilly, T, Throckmorton
Buddy Iles, E, New London

1961

Don Jackson, T, Walters, Okla.
Bobby Plummer, T, Seymour
Ray Pinion, G, Celina
Buddy Iles, E, New London

1962

Robert Mangum, G, Edinburg
Ben Nix, E, Port Lavaca
Sonny Gibbs, QB, Graham

1963

Tommy Crutcher, FB, McKinney
Steve Garmon, G, Groom

1964

Jim Fauver, HB, Houston
Steve Garmon, G, Groom
Ken Henson, C, San Angelo
Norman Evans, T, Donna

1965

Frank Horak, S, Caldwell
Larry Perry, DE, Dallas

1966

Frank Horak, HB, Caldwell
Doyle Johnson, E, Galena Park
John Richards, DB, Fort Worth

1967

Ross Montgomery, HB, Midland
Cubby Hudler, DB, Victoria
E. A. Gresham, C, Graham
Danny Cross, DT, Donna

1968

Larry Adams, DT, Wolfe City

1969

James Ray, OG, Aspermont
Linzy Cole, FL, Dallas
Jerry Miller, WR, Fort Worth

1970

John Ruthstrom, C, Houston
Hodges Mitchell, S, Dallas

1971

Ronnie Peoples, TE, Odessa
Lyle Blackwood, DB, San Antonio

1972

Charlie Davis, DT, Woodham
Lyle Blackwood, DB, San Antonio
Guy Morriss, OG, Arlington
Mike Luttrell, HB, Fort Worth
Dede Terveen, LB, Donna
Greg Anderson, P, Waco

1973

Mike Luttrell, HB, Fort Worth
Dede Terveen, LB, Donna
Gene Hernandez, DB, West Columbia

Charlie Davis, DT, Woodham

Allen Hooker, DB, Sherman

1974

Gene Hernandez, DB, West Columbia

1975

Mike Renfro, WR, Fort Worth
Allen Hooker, DB, Sherman

1976

Mike Renfro, WR, Fort Worth
Alan Teichelman, DT, Taylor

1977

Mike Renfro, WR, Fort Worth

1980

Bobby Stewart, WR, Amarillo
Stanley Washington, WR, Dallas

1981

Stanley Washington, WR, Dallas

1983

James Maness, WR, Decatur
Allanda Smith, S, Houston

1984

Kenneth Davis, RB, Temple
James Maness, WR, Decatur
Dan Sharp, TE, Boerne
Sean Thomas, CB, Sacramento, Calif.
Byron Linwood, S, Pittsburg

1985

WC Nix III, C, Sachse

1986

WC Nix III, G/C, Sachse

1987

Chris Becker, P, Taylor
Brian Brazil, OT, Pasadena
Tony Jeffery, HB, Gladewater
Falanda Newton, S, Fort Worth
David Spradlin, DE, Seminole
Ricky Stone, TE, Gilmer

1988

Mitchell Benson, DT, Fort Worth

1989

Roosevelt Collins, DE, Shreveport, La.
Mike Sullivan, OG, New Braunfels

1990

Kelly Blackwell, TE, Richland Hills
Mike Sullivan, OG, New Braunfels
Stephen Shipley, WR, Lindale

1991

Kelly Blackwell, TE, Richland Hills
Roosevelt Collins, DE, Shreveport, La.
John Marsh, OG, Santa Fe

1992

Tony Rand, CB, Aldine
Greg Evans, SS, Daingerfield

1993

Royal West, DT, Winona

1994

Brian Collins, TE, Texarkana
Andre Davis, TB, Longview
Max Knake, QB, McKinney
Barret Robbins, C, Houston
Royal West, DT, Winona

1995

Chris Piland, DE, Grapevine
Michael Reeder, PK, Sulphur, La.
Ryan Tucker, C, Midland
John Washington, WR, Longview

ALL-CONFERENCE SELECTIONS

WESTERN ATHLETIC CONFERENCE

1996

First-Team:
Ryan Tucker, C, Midland
Second-Team:
Matt Harper, DL, Broken Arrow, Okla.

1997

First-Team:
Chance McCarty, DE, Fort Worth
Scott Taft, LB, Grapevine
Second-Team:
Mark Cortez, OL, George West
Matt Harper, DL, Broken Arrow, Okla.
Royce Huffman, P, Sugar Land
Michael Reeder, PK, Sulphur, La.

1998

First-Team:
Joe Phipps, LB, Diboll
Chris Kaylakie, PK, Austin
Second-Team:
Reggie Hunt, S, Denison
Mike Keathley, OT, Glen Rose
Basil Mitchell, TB, Mt. Pleasant
Russ Sanders, G, Heidelberg, Miss.
Aaron Schobel, DE, Columbus
LaDainian Tomlinson, TB, Waco

1999

Offensive Player of the Year:
LaDainian Tomlinson
First-Team:
David Bobo, OT, Odessa
Aaron Schobel, DE, Columbus
LaDainian Tomlinson, TB, Waco (MVP)
Second-Team:
Shannon Brazzell, LB, Lewisville
London Dunlap, DE, Houston
Curtis Fuller, S, Fort Worth
Reggie Hunt, S, Denison
Mike Keathley, OT, Glen Rose
Jeff Millican, OT, Panhandle
Shawn Worthen, DT, San Antonio

2000

Offensive Player of the Year:
LaDainian Tomlinson
Defensive Player of the Year:
Aaron Schobel
First-Team:
David Bobo, OT, Odessa
Shannon Brazzell, LB, Lewisville
Curtis Fuller, S, Fort Worth
Chris Kaylakie, PK, Austin
Mike Keathley, OT, Glen Rose
Jeff Millican, OG, Panhandle
Aaron Schobel, DE, Columbus
LaDainian Tomlinson, TB, Waco
Greg Walls, CB, Picayune, Miss.
Shawn Worthen, DT, San Antonio
Second-Team:
LaTarence Dunbar, KR/PR, Dallas
Russell Gary, S, LaMarque
Honorable Mention:
Chad Bayer, LB, Smithville
Casey Printers, QB, DeSoto

CONFERENCE USA

2001

First-Team:
Victor Payne, OG, Jasper
Second-Team:
Jason Goss, CB, Fort Worth
LaMarcus McDonald, LB, Waco
Chad Pugh, DT, Saginaw

2002

Coach of the Year:
Gary Patterson
Defensive Player of the Year:
Lamarcus McDonald
Freshman of the Year:
Lonta Hobbs
First-Team:
Nick Browne, PK, Garland
Jason Goss, CB, Fort Worth
LaMarcus McDonald, LB, Waco
Jamal Powell, OT, Channelview
Bo Schobel, DE, Columbus
Second-Team:
LaTarence Dunbar, WR/KR, Dallas
Kenneth Hilliard, S, Dallas
Chad Pugh, DT, Saginaw
John Turntine, DT, Everman

2003

Special Teams Player of the Year:
Nick Browne
First-Team:
Anthony Alabi, OT, San Antonio
Nick Browne, PK, Garland
Chad Pugh, DT, Saginaw
Bo Schobel, DE, Columbus
Second-Team:
Reggie Harrell, WR, Arlington
Chase Johnson, C, Shawnee Mission, Kan.
Robert Merrill, TB, San Antonio
Mark Walker, CB, Duncanville
Third-Team:
Marvin Godbolt, S, San Antonio
Robert Pollard, DE, Beaumont
Cory Rodgers, PR, Houston

2004

First-Team:
Anthony Alabi, OT, San Antonio
Marvin Godbolt, S, San Antonio
Cody McCarty, TE, Bishop
Second-Team:
Martin Patterson, LB DeSoto
Third-Team:
Reggie Harrell, WR, Arlington
Chase Johnson, C, Shawnee Mission, Kan.
Cory Rodgers, WR/KR, Houston
Mark Walker, CB, Duncanville

MOUNTAIN WEST CONFERENCE

2005

Coach of the Year:
Gary Patterson
Freshman of the Year:
Aaron Brown
First-Team:
Tommy Blake, DE, Aransas Pass
Quincy Butler, CB, San Antonio
Chase Ortiz, DE, League City
Cory Rodgers, PR/KR, Houston
Herb Taylor, OT, Houston

Michael Toudouze, OT, San Antonio
Second-Team:
Drew Coleman, CB, Henderson
Stephen Culp, C, Tyler
Chris Manfredini, PK, Colleyville
Jeremy Modkins, S, Marlin
Jason Phillips, LB, Waller
Ranorris Ray, DT, San Antonio
Honorable Mention:
Jeff Ballard, QB, Friendswood
Aaron Brown, TB, Katy
Robert Henson, LB, Longview
Robert Merrill, TB, San Antonio
Cory Rodgers, WR, Houston
Marvin White, S, Port Barre, La.

2006

First-Team:
Tommy Blake, DE, Aransas Pass
Brian Bonner, KR, Beeville
Chase Ortiz, DE, League City
Jason Phillips, LB, Waller
Herb Taylor, OT, Houston
Marvin White, S, Port Barre, La.
Second-Team:
Jeff Ballard, QB, Friendswood
Brian Bonner, S, Beeville
Aaron Brown, TB, Katy
Matty Lindner, OG, Comfort
Honorable Mention:
Robert Henson, LB, Longview
Lonta Hobbs, TB, Clarksville
Chris Manfredini, PK, Colleyville
Blake Schlueter, C, Ganado

2007

First-Team:
Brian Bonner, RS, Beeville
Chase Ortiz, DE, League City
Second-Team:
Stephen Hodge, S, Tatum
Jason Phillips, LB, Waller
David Roach, S, Abilene
Blake Schlueter, C, Ganado
Honorable Mention:
Robert Henson, LB, Longview
Chris Manfredini, PK, Colleyville
Marshall Newhouse, OT, Dallas
Rafael Priest, CB, Dallas
Derek Wash, P, Arlington

2008

Defensive Player of the Year:
Jerry Hughes
First-Team:
Robert Henson, LB, Longview
Stephen Hodge, S, Tatum
Jerry Hughes, DE, Sugar Land
Jeremy Kerley, RS, Hutto
Jason Phillips, LB, Waller
Blake Schlueter, C, Ganado
Second-Team:
Steven Coleman, S, Dallas
Cody Moore, NT, Comfort
Marshall Newhouse, OT, Dallas
Matt Panfil, DE, Fort Worth
Rafael Priest, CB, Dallas
Honorable Mention:
Aaron Brown, RS, Katy
Marcus Cannon, OT, Odessa
Andy Dalton, QB, Katy
Anson Kelton, P, Fort Worth
Nick Sanders, CB, Kilgore
James Vess, DT, Fort Worth
Jimmy Young, WR, Monroe, La.

2009

Coach of the Year:
Gary Patterson

Offensive Player of the Year:
Andy Dalton
Defensive Player of the Year:
Jerry Hughes
Special Teams Player of the Year:
Jeremy Kerley
First-Team:
Marcus Cannon, OT, Odessa
Andy Dalton, QB, Katy
Ross Evans, PK, Burnet
Jerry Hughes, DE, Sugar Land
Jeremy Kerley, PR, Hutto
Marshall Newhouse, OT, Dallas
Rafael Priest, CB, Dallas
Nick Sanders, CB, Kilgore
Daryl Washington, LB, Irving
Second-Team:
Tank Carder, LB, Sweeney
Wayne Daniels, DE, Kilgore
Cory Grant, DT, Houston
Tejay Johnson, S, Garland
Jake Kirkpatrick, C, Tyler
Joseph Turner, TB, Austin
Honorable Mention:
Evan Frosch, TE, Midland
Antoine Hicks, WR, Arlington
Jeremy Kerley, WR, Hutto
Ed Wesley, TB, Irving
Jimmy Young, WR, Monroe, La.

2010

Offensive Player of the Year:
Andy Dalton
Defensive Player of the Year:
Tank Carder
Special Teams Player of the Year:
Jeremy Kerley
First-Team:
Tanner Brock, LB, Copperas Cove
Marcus Cannon, OL, Odessa
Tank Carder, LB, Sweeney
Andy Dalton, QB, Katy
Wayne Daniels, DL, Kilgore
Tejay Johnson, DB, Garland
Jeremy Kerley, PR/KR, Hutto
Jake Kirkpatrick, OL, Tyler
Ed Wesley, RB, Irving
Second Team:
Cory Grant, DL, Houston
Colin Jones, DB, Bridgeport
Jeremy Kerley, WR, Hutto
Stansly Maponga, DL, Carrollton
Jason Teague, DB, Carthage
Honorable Mention:
Evan Frosch, TE, Midland
D.J. Yendrey, DL, Edna
Jimmy Young, WR, Monroe, La.

2011

Defensive Player of the Year:
Tank Carder
Special Teams Player of the Year:
Greg McCoy
First-Team:
Josh Boyce, WR, Copperas Cove
Tank Carder, LB, Sweeney
Kyle Dooley, OG, Papillion, Neb.
Blaize Foltz, OG, Rose Hill, Kan.
Stansly Maponga, DE, Carrollton
Greg McCoy, KR, Dallas
Second-Team:
Kenny Cain, LB, Metairie, La.
Tekerrain Cuba, S, Tyler
Ross Evans, K, Burnet
Casey Pachall, QB, Brownwood
Honorable Mention:
Logan Brock, TE, Copperas Cove
Johnny Fobbs, S, Fort Worth
Antoine Hicks, WR, Arlington
Waymon James, TB, Sherman

ALL-CONFERENCE SELECTIONS

Greg McCoy, CB, Dallas
 Matthew Tucker, TB, Tyler
 Jason Verrett, CB, Fairfield, Calif.
 Ed Wesley, RB, Irving
 D.J. Yendrey, DT, Edna

BIG 12 CONFERENCE

2012

Defensive Freshman of the Year:

Devonte Fields

First-Team:

Devonte Fields, DE, Fort Worth
 Stansly Maponga, DE, Carrollton
 Jason Verrett, CB, Fairfield, Calif.

Second-Team:

Kenny Cain, LB, Metairie, La.
 Sam Carter, S, New Orleans, La.
 Blaize Foltz, OG, Rose Hill, Kan.
 Chucky Hunter, DD, West Monroe, La.

Honorable Mention:

Josh Boyce, WR, Copperas Cove
 B.J. Catalon, TB, Houston
 Skye Dawson, PR/KR, Mesquite
 Tayo Fabuluje, OT, Euless
 James Fry, C, Spring Branch
 Joel Hasley, LB, Aledo
 Jaden Oberkrom, PK, Arlington
 Elisha Olabode, S, Cedar Hill
 Ethan Perry, P, Spring Branch
 Eric Tausch, OG, Plano
 Matthew Tucker, TB, Tyler

2013

Co-Defensive Player of the Year:

Jason Verrett

First-Team:

Jason Verrett, CB, Fairfield, Calif.

Second-Team:

Sam Carter, S, New Orleans, La.
 Chucky Hunter, DT, West Monroe, La.

Honorable Mention:

B.J. Catalon, KR, Houston
 Jaden Oberkrom, PK, Arlington
 Kevin White, CB, Round Rock

2014

Chuck Neinas Coach of the Year:

Gary Patterson

Offensive Player of the Year:

Trevone Boykin

Defensive Player of the Year:

Paul Dawson

First-Team:

Trevone Boykin, QB, Dallas
 Paul Dawson, LB, Dallas
 Chris Hackett, S, Tyler
 Jaden Oberkrom, PK, Arlington

Second-Team:

Sam Carter, S, New Orleans
 Josh Doctson, WR, Mansfield
 Aaron Green, TB, San Antonio
 Joey Hunt, C, El Campo
 Chucky Hunter, DT, West Monroe, La.
 Halapoulivaati Vaitai, OT, Haltom
 Kevin White, CB, Round Rock

Honorable Mention:

B.J. Catalon, KR, Houston
 Cameron Echols-Luper, PR, Auburn, Ala.
 Tayo Fabuluje, OT, Euless
 Derrick Kindred, S, San Antonio
 Davion Pierson, DT, Oklahoma City, Okla.

2015

First-Team:

Josh Carraway, DE, Flower Mound

Josh Doctson, WR, Mansfield
 Joey Hunt, C, El Campo
 Derrick Kindred, S, San Antonio
 Davion Pierson, DT, Oklahoma City, Okla.

Second-Team:

Trevone Boykin, QB, Dallas
 Jaden Oberkrom, K, Arlington
 Halapoulivaati Vaitai, OT, Haltom

Honorable Mention:

Aaron Green, TB, San Antonio
 Travin Howard, LB, Longview
 Denzel Johnson, S, Gainesville
 Ty Summers, LB, San Antonio
 Mike Tuaua, DE, Rohnert Park, Calif.
 KaVontae Turpin, RS, Monroe, La.

2016

First-Team:

Josh Carraway, DE, Flower Mound
 Travin Howard, LB, Longview

Second-Team:

Aaron Curry, DT, Keller
 Denzel Johnson, S, Gainesville
 Nick Orr, S, DeSoto
 Austin Schlottmann, C, Brenham
 Ty Summers, LB, San Antonio

Honorable Mention:

Kyle Hicks, RB, Arlington
 Adam Nunez, P, Houston
 Ranthony Texada, CB, Frisco
 KaVontae Turpin, RS, Monroe, La.

2017

Defensive Newcomer of the Year:

Ben Banogu

Co-Offensive Freshman of the Year:

Jalen Reagor

Co-Defensive Freshman of the Year:

Ross Blacklock

First-Team:

Ben Banogu, DE, McKinney
 Mat Boesen, DE, Torrance, Calif.
 Travin Howard, LB, Longview
 Nick Orr, S, DeSoto
 Ranthony Texada, CB, Frisco
 KaVontae Turpin, KR/PR, Monroe, La.

Second-Team:

Matt Pryor, OG, Long Beach, Calif.

Honorable Mention:

Darius Anderson, RB, Richmond
 Jeff Gladney, CB, New Boston
 Cole Hunt, TE, El Campo
 Joseph Noteboom, OT, Plano
 Austin Schlottmann, OG, Brenham
 Ty Summers, LB, San Antonio

2018

First-Team:

Ben Banogu, DE, McKinney
 L.J. Collier, DE, Munday

Second-Team:

Jeff Gladney, CB, New Boston
 Ridwan Issahaku, S, Norcross, Ga.
 Lucas Niang, OT, New Canaan, Conn.
 Jalen Reagor, WR, Waxahachie

Honorable Mention:

Corey Bethley, DT, Katy
 Ty Summers, LB, San Antonio

2019

Defensive Freshman of the Year:

Ar'Darius Washington, S, Shreveport, La.

First-Team:

Ross Blacklock, DT, Missouri City
 Jeff Gladney, CB, New Boston
 Trevon Moehrig, S, Spring Branch
 Jonathan Song, PK, Fort Worth

Garret Wallow, LB, New Orleans, La.

Second-Team:

Jalen Reagor, WR, Waxahachie
 Pro Wells, TE, St. Petersburg, Fla.

Honorable Mention:

Darius Anderson, RB, Richmond
 Taye Barber, WR, Cypress
 Corey Bethley, DT, Katy
 Cordel Iwuagwu, OG, Houston

2020

Co-Defensive Freshman of the Year:

Khari Coleman, DE, New Orleans, La.

First-Team:

Tre'Vius Hodges-Tomlinson, CB, Waco
 Trevon Moehrig, S, Spring Branch
 Garret Wallow, LB, New Orleans, La.

Second-Team:

Ochaun Mathis, DE, Manor
 Jordy Sandy, P, Traralgon, Australia

Honorable Mention:

Steve Avila, OL, Arlington
 Taye Barber, WR, Cypress
 Khari Coleman, DE, New Orleans, La.
 Terrell Cooper, DT, Lindale
 Derius Davis, KR/PR, Saint Francisville, La.
 Quentin Johnston, WR, Temple
 T.J. Stormont, OT, Statesville, N.C.
 La'Kendrick Van Zandt, S, Henderson
 Ar'Darius Washington, S, Shreveport La.

2021

First-Team:

Quentin Johnston, WR, Temple
 Tre'Vius Hodges-Tomlinson, CB, Waco

Second-Team:

Steve Avila, C, Arlington
 Derius Davis, KR/PR, Saint Francisville, La.
 Ochaun Mathis, DE, Manor

Honorable Mention:

Taye Barber, WR, Cypress
 Dylan Horton, DE, Frisco

2022

Offensive Player of the Year:

Max Duggan

Special Teams Player of the Year:

Derius Davis

Defensive Newcomer of the Year:

Johnny Hodges

Coach of the Year:

Sonny Dykes

First-Team:

Alan Ali, OL, Fort Worth
 Steve Avila, OL, Arlington
 Derius Davis, KR/PR, Saint Francisville, La.
 Max Duggan, QB, Council Bluffs, Iowa
 Tre'Vius Hodges-Tomlinson, CB, Waco
 Quentin Johnston, WR, Temple
 Griffin Kell, PK, Arlington
 Kendre Miller, RB, Mount Enterprise
 Josh Netwon, CB, Monroe, La
 Dee Winters, LB, Brenham

Second-Team:

Johnny Hodges, LB, Darnestown, Md.

Honorable Mention:

Taye Barber, WR, Cypress
 Millard Bradford, DB, Helotes
 Bud Clark, DB, Alexandria, La.
 Andrew Coker, OL, Katy
 Brandon Coleman, OL, Denton
 Derius Davis, WR, Saint Francisville, La.

Jamoi Hodge, LB, Winston-Salem, N.C.

Dylan Horton, DL, Frisco
 Jordy Sandy, P, Traralgon, Australia
 Jared Wiley, TE, Temple

ALL-STAR GAME SELECTIONS

BLUE-GREY GAME

1940	Bobby Sherrrod, G
1942	Bruce Alford, E
1942	Derrell Palmer, T
1946	Fred Taylor, E
1948	George Brown, G
1949	Jack Archer, B
1949	Roger McAulley, T
1950	Max Eubanks, C
1960	Harry Moreland, HB
1961	Don Jackson, T
1963	Marvin Chipman, HB
1964	Larry Bulaich, HB
1964	Jim Fauver, HB
1966	Doyle Johnson, E
1966	John Richards, HB
1966	Porter Williams, G
1969	Linzy Cole, E
1971	Bobby Davis, FB
1971	Steve Judy, QB
1972	Billy Sadler, HB
1972	Guy Morriss, G
1977	James Wright, TE
1980	Stan Talley, P/TE
1982	Stanley Washington, WR
1982	Joe Hines, LB
1983	Allanda Smith, S
1986	W.C. Nix III, G/C
1987	David Spradlin, DE
1987	Clint Hailey, C
1989	Robert McWright, DB
1989	Fred Washington, DT
1990	Larry Brown, DB (MVP)
1990	Cedric Jackson, RB
1991	Roosevelt Collins, DE
1992	Tunji Bolden, LB
1993	John Oglesby, FB
1997	Chance McCarty, DE
1997	Mike Brown, TE

1936	Tillie Manton, RB
1937	Sammy Baugh, QB
1938	Davey O'Brien, QB
1938	I.B. Hale, T
1938	Ki Aldrich, C
1942	Bill Crawford, G
1945	Clyde Flowers, T
1945	Merle Gibson, E
1946	Derrell Palmer, T
1946	Bobby Sherrrod, G
1948	Weldon Edwards, T
1954	Morgan Williams, T
1956	Hugh Pitts, C
1958	Jim Shofner, HB
1961	Bob Lilly, T
1963	Sonny Gibbs, QB
1964	Tommy Crutcher, FB
1973	Guy Morriss, C

EAST-WEST SHRINE

1927	Rags Matthews, E (MVP)
1930	Mike Brumelow, G
1930	Noble Atkins, C
1944	Clyde Flowers, T
1949	Don Narrell, T
1949	Lindy Berry, QB
1952	Robert Blair, E
1954	Morgan Williams, T
1955	Ron Clinkscale, B
1957	Jim Shofner, RB
1960	Ramon Armstrong, G
1960	Don Floyd, T
1960	Jack Spikes, FB
1960	Arvie Martin, G
1960	Bob Lilly, T
1961	Ray Pinion, G
1961	Robert Plummer, T
1961	Buddy Iles, E (MVP)
1962	Sonny Gibbs, QB
1963	Tommy Crutcher, FB
1963	Robert Mangum, G
1965	Steve Garmon, G
1965	Ken Henson, C
1966	Frank Horak, DB
1968	Ross Montgomery, HB
1971	Bob Creech, DE
1980	Chris Judge, S
1985	Sean Thomas, DB
1989	Falanda Newton, DB
1992	Kelly Blackwell, TE
1996	Andre Davis, RB
1998	Chance McCarty, DE
1998	Matt Harper, DE
2000	Patrick Batteaux, WR
2000	Dennis Franchione, coach
2001	Aaron Schobel, DE
2001	Shawn Worthen, DT
2001	Cedric James, WR
2002	Charlie Owens, S
2002	Matt Schobel, TE
2004	Bo Schobel, DE
2006	Quincy Butler, CB
2006	Michael Toudouze, OT
2007	Herb Taylor, OT

CASINO DEL SOL GAME

2011	Alex Ibiloye, S
2011	Jason Teague, CB
2011	Jimmy Young, WR
2012	Anson Kelton, P
2013	Kenny Cain, LB

COACHES ALL-AMERICA BOWL

1960	Merlin Priddy, HB
1960	Marvin Lasater, HB
1961	Bob Lilly, T
1962	Ray Pinion, G
1964	Tommy Joe Crutcher, FB
1964	Robert Mangum, G
1973	Guy Morriss, C
1974	Berl Simmons, K
1974	Charlie Davis, DT
1976	Ronald Parker, TE

COLLEGE ALL-STAR

1933	Ben Boswell, T
1936	Jimmy Lawrence, HB
1936	Darrell Lester, C



AARON GREEN
RB // 2016 Senior Bowl



ANDY DALTON
QB // 2011 Senior Bowl

2007	Marvin White, S
2008	Tommy Blake, DE
2008	Chase Ortiz, DE
2008	David Roach, S
2009	Aaron Brown, RB
2009	Jason Phillips, LB
2010	Marshall Newhouse, OT
2012	Tank Carder, LB
2013	Blaize Foltz, OG
2015	Sam Carter, S
2015	Tayo Fabuluje, OT
2015	Chucky Hunter, DT
2020	Cordel Iwuagwu, OG
2022	Obinna Eze, OT
2023	Tre'Vius Hodges-Tomlinson, CB

GRIDIRON CLASSIC

2000	David Bobo, OT
2000	Jeff Garner, C
2001	Victor Payne, OG
2002	Adrian Madise, WR

HULA BOWL

1954	Morgan Williams, T
1956	Hugh Pitts, C
1957	Jim Swink, HB
1957	Norman Hamilton, T
1960	Jack Spikes, FB
1961	Bob Lilly, T
1961	Arvie Martin, C
1962	Buddy Iles, E
1962	Barret Robbins, C
1963	Sonny Gibbs, QB
1964	Tommy Joe Crutcher, FB
1965	Ken Henson, C
1967	John Richards, DB
1968	F.A. Gresham, C
1969	Ross Montgomery, HB
1982	Stanley Washington, WR
1984	James Maness, WR
1986	W.C. Nix III, C/G
1989	Falanda Newton, S
1992	Kelly Blackwell, TE
1994	Royal West, DT
1994	Jimmy Oliver, WR
1995	Andre Davis, RB
1997	Mike Brown, TE
1997	Michael Reeder, K
1999	Reggie Hunt, S
2000	Curtis Fuller, S
2004	Nick Browne, K
2004	Gary Patterson, coach
2005	Martin Patterson, LB
2007	Jeff Ballard, QB
2008	David Roach, S
2020	Anthony McKinney, OT
2022	Antonio Ortiz, SN

JAPAN BOWL

1982	Steve Stamp, QB
1983	Greg Townsend, DT

MEDAL OF HONOR BOWL

2013	Casey Pachall, QB
------	-------------------

NFLPA GAME

2011	Wayne Daniels, DE
2012	Johnny Fobbs, S
2013	Jeremy Coleman, DT
2016	Trevone Boykin, QB
2018	Kenny Hill, QB

2018	Patrick Morris, OG
2018	Matt Pryor, OT
2020	Sewo Olonilua, RB
2022	Antonio Ortiz, SN
2022	Emari Dermercado, RB

OPTIMIST ALL-AMERICA BOWL

1962	Lloyd Mynatt, LB
------	------------------

PARADISE BOWL

2002	Jason Goss, CB
2002	Kenneth Hilliard, S
2002	Jamal Powell, OL

SENIOR BOWL

1957	Charles Curtis, QB
1957	Joe Williams, C
1958	John Groom, G
1960	Don Floyd, T
1966	Frank Horak, DB
1969	Ross Montgomery, HB
1973	Guy Morriss, C
1977	Mike Renfro, E
1983	Kyle Clifton, LB
1984	James Maness, WR
1984	Sean Thomas, DB
1985	Kenneth Davis, RB
1988	Chris Becker, P
1988	Mitchell Benson, DT
1989	Fred Washington, DT
1992	Roosevelt Collins, DE
1994	Barret Robbins, C
1995	Andre Davis, RB
2000	L. Tomlinson, RB (MVP)
2000	Mike Keathley, OT
2002	LaMarcus McDonald, LB
2010	F.A. Gresham, DE
2010	Daryl Washington, LB
2011	Andy Dalton, QB
2011	Jeremy Kerley, WR
2011	Jake Kirkpatrick, C
2015	Tayo Fabuluje, OT
2015	Kevin White, CB
2016	Aaron Green, RB
2017	Josh Carraway, LB
2018	Joesph Noteboom, OT
2019	Ben Banogu, DE
2019	L.J. Collier, DE
2020	Darius Anderson, RB
2020	Jeff Gladney, CB
2021	Garret Wallow, LB
2023	Steve Avila, OL
2023	Derius Davis, WR
2023	Max Duggan, QB
2023	Dee Winters, LB
2023	Dylan Horton, DL

TEXAS VS. THE NATION

2007	Eric Buchanan, S
2008	Brian Bonner, S
2009	Stephen Hodge, S
2009	Blake Schlueter, C
2010	Clint Gresham, SN
2011	Wayne Daniels, DE
2013	Skye Dawson, WR
2013	Matthew Tucker, TB

TROPICAL BOWL

2018	Taj Williams, WR
2019	Jaelan Austin, WR

FROGS IN THE DRAFT

TCU has seen a total of 204 players drafted into the NFL since 1936. Jimmy Lawrence was the first-ever draft pick, going No. 5 overall to the Chicago Cardinals. Additionally, the Horned Frogs had nine players drafted by the AFL.

1936	Jimmy Lawrence	WB	Chicago Cardinals	1	5	Justin Rowland	DB	Chicago Bears	12	140	Jimmy Oliver	WR	San Diego Chargers	2	61		
	Wilson Groseclose	T	Boston Redskins	5	38	Joe Robb	DE	Chicago Bears	14	164	1997	Ryan Tucker	T	St. Louis Rams	4	112	
	Darrell Lester	C	Green Bay Packers	5	43	Lonny Leatherman	E	Baltimore Colts	22	264	1998	Jason Tucker	WR	Cincinnati Bengals	6	167	
1937	Sammy Baugh	QB	Washington Redskins	1	6	Jack Spikes	FB	Pittsburgh Steelers	1	6	Chance McCarty	DE	Tampa Bay Buccaneers	7	212		
	Drew Ellis	T	Philadelphia Eagles	3	21	Marv Lasater	B	Baltimore Colts	5	58	2001	LaDainian Tomlinson	RB	San Diego Chargers	1	5	
	Walter Roach	E	Pittsburgh Pirates	6	55	Marv Lasater	B	Baltimore Colts	5	58	Aaron Schobel	DE	Buffalo Bills	2	46		
	Marv Baldwin	T	Green Bay Packers	7	69	Marshall Harris	G	Pittsburgh Steelers	9	102	George Layne	RB	Kansas City Chiefs	4	108		
	Solon Holt	G	Cleveland Rams	10	100	Arvie Martin	C	Pittsburgh Steelers	10	115	Curtis Fuller	DB	Seattle Seahawks	4	127		
1939	Ki Aldrich	C	Chicago Cardinals	1	1	Ray Armstrong	DT	Philadelphia Eagles	20	236	Shawn Worthen	DT	Minnesota Vikings	4	130		
	Davey O'Brien	QB	Philadelphia Eagles	1	4	1961	Bob Lilly	DT	Dallas Cowboys	1	13	Cedric James	WR	Minnesota Vikings	4	131	
	I.B. Hale	T	Washington Redskins	1	8	Billy Gault	HB	Cleveland Browns	11	153	2002	Matt Schobel	TE	Cincinnati Bengals	3	67	
	Forrest Kline	G	Brooklyn Dodgers	9	75	1962	Sonny Gibbs	QB	Dallas Cowboys	2	18	2003	Adrian Madise	WR	Denver Broncos	5	158
	Johnny Hall	WB	Green Bay Packers	9	79	Bobby Plummer	DT	Dallas Cowboys	3	39	LaTarence Dunbar	WR	Atlanta Falcons	6	196		
	Allie White	G	Philadelphia Eagles	13	114	1963	Rudy Mathews	T	Philadelphia Eagles	18	242	2004	Bo Schobel	DE	Tennessee Titans	4	103
1940	Don Looney	E	Philadelphia Eagles	8	63	1964	Tommy Crutcher	LB	Green Bay Packers	3	41	2005	Anthony Alabi	T	Miami Dolphins	5	162
	Earl Clark	B	New York Giants	10	90	1965	Ken Henson	C	Los Angeles Rams	5	63	2006	Cory Rodgers	WR	Green Bay Packers	4	104
	Durward Horner	E	Philadelphia Eagles	12	103	Larry Bulaich	B	Green Bay Packers	9	122	Michael Toudouze	G	Indianapolis Colts	5	162		
1941	Jack Odle	QB	Chicago Bears	20	188	1967	Bruce Alford	K	Chicago Bears	5	119	Drew Coleman	DB	New York Jets	6	189	
1942	Bill Roach	E	Pittsburgh Steelers	12	101	Frank Horak	DB	Los Angeles Rams	11	278	2007	Marvin White	DB	Cincinnati Bengals	4	114	
	Woody Adams	T	Green Bay Packers	22	199	1968	Mickey McCarty	TE	Kansas City Chiefs	4	90	Herbert Taylor	T	Kansas City Chiefs	6	196	
1943	Derrell Palmer	DT	Chicago Bears	6	49	1969	Ross Montgomery	RB	Chicago Bears	3	66	2009	Jason Phillips	LB	Baltimore Ravens	5	137
	Bruce Alford	E	Philadelphia Eagles	8	62	Larry Adams	DT	Cleveland Browns	6	145	Robert Henson	LB	Washington Redskins	6	186		
1944	Clyde Flowers	T	New York Giants	3	21	Bubba Thornton	WR	Buffalo Bills	14	339	Aaron Brown	RB	Detroit Lions	6	192		
	Van Hall	B	Card-Pitt	14	132	1970	Norm Bulaich	RB	Baltimore Colts	1	18	Stephen Hodge	DB	Dallas Cowboys	6	197	
	John Bond	B	Boston Yanks	15	153	Linzy Cole	WR	Chicago Bears	9	210	Blake Schluter	C	Denver Broncos	7	225		
1945	Zeke Chronister	E	Chicago Cardinals	5	35	Jim Vanderslice	LB	San Francisco 49ers	13	321	2010	Jerry Hughes	DE	Indianapolis Colts	1	31	
	Merle Gibson	E	Chicago Bears	15	149	1971	Busty Underwood	QB	Buffalo Bills	13	316	Daryl Washington	LB	Arizona Cardinals	2	47	
1946	Pete Stout	FB	New York Giants	5	35	Bob Creech	LB	Philadelphia Eagles	14	342	Marshall Newhouse	G	Green Bay Packers	5	169		
1947	Weldon Edwards	T	Washington Redskins	14	119	1973	Guy Morriss	C	Philadelphia Eagles	2	28	2011	Andy Dalton	QB	Cincinnati Bengals	2	35
	Fred Taylor	E	Pittsburgh Steelers	22	198	Lyle Blackwood	DB	Denver Broncos	9	217	Marcus Cannon	T	New England Patriots	5	138		
	John Polzin	G	Boston Yanks	25	227	1974	Berl Simmons	K	Minnesota Vikings	8	207	Jeremy Kerley	WR	New York Jets	5	153	
	Dave Bloxom	B	Boston Yanks	26	237	Charles Davis	DT	Pittsburgh Steelers	9	229	Colin Jones	DB	San Francisco 49ers	6	190		
1948	Norm Cox	QB	Chicago Bears	31	291	Kent Marshall	DB	New Orleans Saints	14	348	Malcolm Williams	DB	New England Patriots	7	219		
1949	Doug Brightwell	C	Pittsburgh Steelers	6	56	Sid Bond	T	Philadelphia Eagles	15	375	2012	Tank Carder	LB	Buffalo Bills	5	147	
	George Brown	G	Pittsburgh Steelers	8	76	1975	Merle Wang	T	Cleveland Browns	7	161	Greg McCoy	DB	Chicago Bears	7	220	
	Leon Joslin	B	Chicago Cardinals	21	210	Gene Hernandez	DB	San Francisco 49ers	11	270	2013	Josh Boyce	WR	New England Patriots	4	102	
1950	Morris Bailey	E	San Francisco 49ers	4	49	1976	Ronald Parker	TE	Chicago Bears	16	442	Stansly Maponga	DE	Atlanta Falcons	5	153	
	Don Narrell	T	New York Yanks	7	81	1978	Mike Renfro	WR	Houston Oilers	4	98	2014	Jason Verrett	DB	San Diego Chargers	1	25
	Lindy Berry	B	San Francisco 49ers	7	89	James Wright	TE	Atlanta Falcons	7	179	2015	Paul Dawson	ILB	Cincinnati Bengals	3	99	
	Jack Archer	B	New York Yanks	8	94	1979	Marshall Harris	DE	New York Jets	8	198	Tayo Fabulujje	T	Chicago Bears	6	183	
	Roger McAuley	G	New York Yanks	11	133	1980	Wes Roberts	DE	Baltimore Colts	7	170	2016	Josh Doctson	WR	Washington Redskins	1	22
	Hal Kilman	T	Los Angeles Rams	27	350	Chris Judge	DB	Chicago Bears	11	296	Derrick Kindred	S	Cleveland Browns	4	129		
1951	Clarence Marable	T	Washington Redskins	21	246	1982	Phil Epps	WR	Green Bay Packers	12	321	Halapoulivaa Vaitai	T	Philadelphia Eagles	5	164	
1952	Keith Flowers	C	Detroit Lions	11	130	1983	Greg Townsend	DE	Los Angeles Raiders	4	110	Kolby Listenbee	WR	Buffalo Bills	6	192	
	Doug Conaway	T	Washington Redskins	14	163	Greg Townsend	DE	Los Angeles Raiders	4	110	Joey Hunt	C	Seattle Seahawks	6	215		
	Bobby Jack Floyd	FB	Green Bay Packers	15	172	Darrell Patterson	LB	New York Giants	6	151	2017	Josh Carraway	OLB	Tennessee Titans	7	227	
	Herb Zimmerman	G	Green Bay Packers	21	244	Marcus Gilbert	RB	Washington Redskins	9	251	2018	Joseph Noteboom	T	Los Angeles Rams	3	89	
	Gil Bartosh	B	New York Giants	27	314	1984	Allanda Smith	DB	Minnesota Vikings	1	13	Matt Pryor	T	Philadelphia Eagles	6	206	
1953	Bob Blair	E	Baltimore Colts	9	99	Kyle Clifton	LB	New York Jets	3	64	Travin Howard	OLB	Los Angeles Rams	7	231		
	Carlton McCormack	C	Detroit Lions	9	110	Robert Lyles	LB	Houston Oilers	5	114	2019	L.J. Collier	DE	Seattle Seahawks	1	29	
	Charley Wrenn	T	Green Bay Packers	14	164	John Thomas	DB	Philadelphia Eagles	10	256	Ben Banogu	LB	Indianapolis Colts	2	49		
	John Harville	B	Green Bay Packers	20	236	1985	Sean Thomas	DB	Cincinnati Bengals	3	70	Ty Summers	LB	Green Bay Packers	7	226	
	Wayne Martin	E	Chicago Bears	21	247	James Maness	WR	Chicago Bears	3	78	2020	Jalen Reagor	WR	Philadelphia Eagles	1	21	
1954	Hal Lambert	T	Philadelphia Eagles	6	69	Dan Sharp	TE	Miami Dolphins	8	223	Jeff Gladney	CB	Minnesota Vikings	1	31		
	Morgan Williams	G	San Francisco 49ers	13	155	1986	Kenneth Davis	RB	Green Bay Packers	2	41	Ross Blacklock	DT	Houston Texans	2	40	
	Ray McKown	B	Philadelphia Eagles	15	177	Gary Sparrin	LB	Green Bay Packers	10	263	Lucas Niang	OT	Kansas City Chiefs	3	96		
	Johnny Crouch	E	Philadelphia Eagles	21	249	1988	Tony Jeffery	RB	Phoenix Cardinals	2	38	Vernon Scott	S	Green Bay Packers	7	236	
1955	Johnny Crouch	E	Green Bay Packers	8	89	David Spradlin	LB	Houston Oilers	9	241	2021	Tre'von Moehrig	S	Las Vegas Raiders	2	43	
	Dick Laswell	T	Baltimore Colts	16	184	John Booty	DB	New York Jets	10	257	Garret WALLow	LB	Houston Texans	5	170		
	Claude Roach	G	Chicago Bears	18	215	1989	Mitchell Benson	NT	Indianapolis Colts	3	72	2023	Quentin Johnston	WR	Los Angeles Chargers	1	21
	Dave Finney	B	Philadelphia Eagles	30	357	Stan Petry	DB	Kansas City Chiefs	4	88	Steve Avila	OL	Los Angeles Rams	2	36		
1956	Hugh Pitts	LB	Los Angeles Rams	2	23	Chris Becker	P	Phoenix Cardinals	10	261	Kendree Miller	RB	New Orleans Saints	3	71		
	Ray Taylor	B	Pittsburgh Steelers	6	63	Scott Ankrum	WR	Dallas Cowboys	12	308	Dylan Horton	DL	Houston Texans	4	109		
	Bryan Ingram	E	Pittsburgh Steelers	24	279	1990	Fred Washington	DT	Chicago Bears	2	32	Darius Davis	WR	Los Angeles Chargers	4	125	
1957	Jim Swink	HB	Chicago Bears	2	25	Robert McWright	DB	New York Jets	5	134	Tre'Vus Hodge-Tomlinson	DB	Los Angeles Rams	6	182		
	Chuck Curtis	QB	New York Giants	7	85	Darrell Davis	DE	New York Jets	12	306	Dee Winters	LB	San Francisco 49ers	6	216		
	John Mitchell	C	Los Angeles Rams	9	99	1991	Cedric Jackson	RB	Detroit Lions	8	205	Max Duggan	QB	Los Angeles Chargers	7	239	
	Ken Wineburg	B	Green Bay Packers	9	100	Larry Brown	DB	Dallas Cowboys	12	320	1992	Roosevelt Collins	LB	Miami Dolphins	6	155	
	John Nikkel	E	Detroit Lions	9	107	1995	Barret Robbins	C	Oakland Raiders	2	49	1993					
	Buddy Dike	B	Philadelphia Eagles	12	134												
	Bill Curtis	B	San Francisco 49ers	28	332												
	Vern Hallbeck	B	San Francisco 49ers	29	344												
1958	Jim Shofner	DB	Cleveland Browns	1	13												
	Ken Miller	T	Cleveland Browns	14	168												
	Jim Faulk	B	Baltimore Colts	21	250												
	John Groom	G	Washington Redskins	25	294												
1959																	

ALL-TIME LETTERWINNERS

A-A-A-A-A

Charlie Abel	1977-79
Tony Accomando	1976-77
Ab Acker	1925-27
Will H. Acker	1918-20
Scott Ackroyd	1985-88
Alonzo Adams	2008-10
Earl W. Adams	1968
Homer Adams	1921, 23-24
Larry Adams	1966-68
Mike Adams	1966
Robby Adams	1987-89
Trotter Adams	1942
Woodrow Adams	1939-41
Alex Adewunmi	2012-13
Trevor Ailey	2022
Harry Akers	1928
Anthony Alabi	2001-04
Ki Aldrich	1936-38
Bill Alexander	1953-55
Bob Alexander	1928
Bret Alexander	1988-90
Clarence Alexander	1938-40
Clif Alexander	2002-04
C.T. Alexander	1897-98, 00
Isaiah Alexander	2017
Ivan Alexander	1921-22
Alan Ali	2022
Bruce Alford	1940-42
Bruce Alford, Jr.	1964-66
Rex Alford	1947-49
Andrew Allan	1975-77
Anthony Allen	1981-82
Cedric Allen	1993-96
Egypt Allen	1982-84
Jimmy Allen	1977-79
Marcus Allen	1992-95
Richard G. Allen	1939
Ricky Allen	1977-78, 80
Tony Allen	1985
Zach Allen	2014-15
Richard Allison	1933
Colson Altman	2020-21
Garrett Altman	2016-17
Angel Alvarez	1991
Jim Amburg	1950
Henry Anders	1989
Carl Anderson	1939-40
Darius Anderson	2016-19
Duke Anderson	1926
E. N. Anderson	1910-11
Eric Anderson	1997-98
Grantland Anderson	1909-10
Greg Anderson	1972-74
John Anderson	1914
Jonathan Anderson	2011-14
Marcus Anderson	1995-98
Matt Anderson	2010, 13
Reggie Anderson	1990-91, 93-94
Shirley Anderson	1943
Theo Anderson	2000
Chad Andrus	2002-03, 05-06
Ben Angeley	2004-05
Scott Ankrom	1984-85, 87-88
John Archer	1948-49
Da-Veavon Armstead	2021
Ramon Armstrong	1957-59
Thomas Armstrong	2020-22
Greg Arterberry	1981-83
Mitch Ashley	1991
Stuart Ashley	1997-00
Charles Ashmore	1904-05, 09
Noble Atkins	1928-30
J.T. Aughinbaugh	2001-02
Jaelan Austin	2015-18
Chad Avery	1993-95
Steve Avila	2019-22
Phillip Ayres	1922-24

B-B-B-B-B

Dean Bagley	1940-42
Erik Bahr	1987-89
Emani Bailey	2022
Morris Bailey	1946-49
Paul Bailey	1982-83
Don Baker	1980-82
Bob Balaban	1942
Blake Baldwin	2022
Marshall Baldwin	1908-09
Charles Bales	1967-68
Ken Balfanz	1971
Joe Ball	1963-65
Jeff Ballard	2004-06
George Baltimore	2014
Shadrach Banks	2021-22
Ben Banogu	2017-18
Elton Baptiste	1982-83
Fred Barber	1966-68
Taye Barber	2018-22
Bobby Barker	1965
Mikel Barkley	2020
Altrique Barlow	2021-22
Darwin Barlow	2020
Mike Barmore	1970
H.C. Barnard	1906
Clifford Barnes	1992-95
Steve Barnes	1976-79
Earl Barquet	2020-21
Milford Barr	1927-29
Brady Barrick	2001-02
Lee Barron	1898
Bernard Bartek	1960-62
Leon Bartlett	1972-73
Gilbert Bartosh	1950-52
Jim Barwegen	1976-77
Brian Bass	1975
Dexter Bassinger	1949-50
Lee Bassinger	1931-33
Charles Bassler	1912
Russell Bates	1978-81
Patrick Batteaux	1996-99
Travaras Battle	2010
Trent Battle	2022
Bobby Batton	1963-64
Sammy Baugh	1934-36
Howard Baxter	1928
Chad Bayer	1999-01
Ernest Bayer	1963-65
Jim Bayuk	1977-80
Steve Bayuk	1975-77
Richard A. Beach	1965-67
Trey Becan	1990-91
Chris Becker	1985-88
Scott Bednarski	1984, 86-88
John Beilue	1969-70
Thomas Bell	1979-80
Phillip Bendele	1992
Ken Bener	1979-82
James Benson	1983-84
Mitchell Benson	1985-88
Lenward Bentley	1995-97
Luke Benuska	2014-15
Bill Berry	1916
Lindy Berry	1946-49
Ray Berry	1978-79
Tookie Berry	1970-72
Corey Bethley	2017-21
Miles Bevins	1908
Joey Biasatti	2000-02
Tony Biasatti	1974-77
Chase Biddle	2022
Bobby Biehunko	1959-61
Gus Bierman	1940-41, 45
Albert Billingsley	1906-08
Linden Binion	1938-39
Phil Birdwell	1969
Bill Bishop	1974-76
Hugh Bishop	1923

John Bishop	1970
Melvin Bishop	1920-23
Tom Bishop	1946-48
Jude Bivins	1913
Miles Bivins	1907-08
Mike Black	1989-92
Ross Blacklock	2017, 19
Linnon Blackmon	1936-37
Shameik Blackshear	2019
Billy Blackstone	1940-42
Jim Blackwelder	1974-77
Kelly Blackwell	1988-91
Lyle Blackwood	1971-72
Mike Blackwood	1975
Bob Blair	1950-52
Tommy Blair	1969
Tommy Blake	2004-07
Bobby Blankenship	2002
Sir Demarco Bledsoe	2008
Bertram Bloor	1904-07
David Bloxom	1946-48
Shankle Bloxom	1947-49
George Boal	1946-49
David Bobo	1997-00
Andy Boerckel	2001-03
Mat Boesen	2016-17
Matt Boggs	2015-16
Tunji Bolden	1989-92
Duke Bolen	1943
David Bolisomi	2018-19
John Bond	1941-42
Kendall Bond	1943
Sidney Bond	1971-73
Brian Bonner	2004-07
Richard Booker	1987-90
John Booty	1986-88
Jake Boozer	2022
Kelly Bostick	1970-71
Ben Boswell	1930-32
Noah Bolticoff	2022
Maurice Bouldwin	2003-06
Trevone Boykin	2012-13
Brad Bowen	1977-79
Brandon Bowen	2018, '20
Lane Bowen	1970-72
Bill Bowers	1962-64
Mike Bowers	1977
Josh Boyce	2010-12
Chuck Boyd	1974
Kenny Boyd	2003-04
Sterling Boyd	1995-96
Trevone Boykin	2012-15
Ted Brack	1978-81
Steve Braddock	1971-73
Cecil Bradford	1916-19
Larry Bradford	2003
Nook Bradford	2019-2022
Patrick Bradford	1984-86
Chris Bradley	2014-17
Marion Brally	1917
Buster Brannon	1931-32
Chris Brasfield	1994-95
Kenny Brasher	1976
Mike Bratcher	1965-66
G.P. Braus	1908-09
David Braxton	1978-79
Zach Bray	2003-04
Jerome Braziel	2003-04
John Braziel	2000, '03-04
Brian Brazil	1983, 85-87
Shannon Brazzell	1997-00
David Breedlove	1989-92
Jeremy Breedlove	2003-04
Joe Breedlove	1980-82
Jeff Breithaupt	1973-74
Kevin Brewer	1992-95
Ron Zell Brewer	1981-83
Horace Brewster	1925-26
Rick Bridges	1966

Joe Briggs	1996-98
Charles Brightwell	1966-68
Douglas Brightwell	1945-48
Charles Britton	1989
Marion Broadley	1916
Joe Broadnax	2015-18
Logan Brock	2008-11
Marcus Brock	2003-04, 06-07
Tanner Brock	2009-10
Larry Brogdon	1969
Cliff Bronson	1988
Daryl Brookins	1982-83
Brian Brooks	1991-94
Marcel Brooks	2020-21
Shawn Brooks	2003-04
Tony Brooks	1985-86, 88
West Brooks	1979-80
Braylon Broughton	2009-11
Aaron Brown	2005-08
Allen Brown	1967-68
Brannon Brown	2021-2022
Clinton Brown	1984
Danny Brown	1973
George Brown	1946-48
Hal Brown	1984-86
John Brown	2010
Kevin Brown	1999-00, 02
LaDarius Brown	2012-13
Larry Brown	1989-90
Leslie Brown	1966
Lynn Brown	1932-33
Matt Brown	2011-13
Marvin Brown	1975
Michael Brown	1996-97
Quincy Brown	2021
Tony Brown	1993-96
Wilbur Brown	1914
Nick Browne	2001-03
Barry Browning	1996-97
Orein Browning	1947-49
Ronnie Brumbaugh	1939-41
Andre Bruce	1995-98
Michael Bruegel	2002
Mike Brumbelow	1927-29
I.B. Bryan	1945
Charles Bryant	1973-74
H.H. Bryant	1904-08
Stephen Bryant	2011, 13
Walter Bryant	2005-08
Eric Buchanan	2003-06
Harold Buchanan	1976
Bill Buck	1950-52
Larry Bulaich	1962-64
Norm Bulaich	1966, 68-69
Stanley Bull	1954-55
Mike Bulla	1986-89
Cole Bunce	2016-18
Greg Burks	2009-11
Donald Burrell	2000
Billy Bob Burdette	1956-60
Landry Burdine	1996-98
Logan Burdine	2001
Clyde Burnett	1904
William Burrell	2007-08
Keith Burnett	1984-86
Ray Burns	2011
Bryson Burtnett	2014-15
Aaron Burton	1993-94
James Busby	1944
Bob Buschmann	1944
Guy Bob Buschmann	1971
David Bush	2012
Edgar Bush	1909-10
Clarence Bussey	1911-12
W.M. Busy	1905
Bill Butler	1979-80
David Butler	1981-83
Leo Butler	1929-30
Quincy Butler	2004-05

ALL-TIME LETTERWINNERS

Jamie Byrd	2012
C-C-C-C-C	
Sean Cady	2012
E.D. Caffey	1946-47
William Cage	2006-07
Donovan Cahill	2019
Jerry Caillier	1974-76
Kenny Cain	2009-12
David Caldwell	1977
David A. Caldwell	1983-86
James Calhoun	1983
Andrew Calovich	2001-04
Pug Calvert	1916
Cyd Calvin	2014, 16
Abraham Camara	2021-22
Cash Cameron	2006
Hillard Camp	1921-22
Reggie Campbell	1989
Sonny Campbell	1964-66
Tanner Campbell	2013
Justus Canfield	2014
Derek Canine	1997
Jerry Cannaday	1965
Marcus Cannon	2007-10
Frank Cantelmi	1923-26
Ralph Cantrell	1921-24
Tank Carder	2008-11
W.G. Carnahan	1897-98
T.W. Carpenter	1931
Josh Carraway	2012, 2014-16
Barney Carroll	1942
Harold Carson	1924-26
Kit Carson	1922-23
Benny Carter	1964
Brandon Carter	2011-13
Brashant Carter	1992-95
Cecil Carter	1957
Dan Carter	1967-69
Don Carter	1970
Douglas Carter	1943
Sam Carter	2011-14
T.J. Carter	2021
Adan Casas	1988-91
Charles Casper	1932-33
B.J. Catalon	2012-14
Jason Cauble	1987-90
Jai Cavness	2008-09
C.J. Ceasar	2018-21
C.E. Chambers	1898
Kyron Chamber	2022
Terry Champagne	1973-74
Charles Champine	1979-80
Blair Cherry	1920-22
Chad Childs	2014
Daren Childs	1991
Brown Chiles	1945
Jason Chilton	1990-92
Marv Chipman	1961-63
Zygmunt Choroszy	1982-84
Christopher Chosen	2021-22
Colton Christensen	2015
Ivory Christian	1989
Ryan Christian	2006-09
Allen Christopher	2006
Ray Christopher	2007
Zeke Chronister	1943-44
Bud Clark	2020-22
Earl Clark	1937-39
Eddie Clark	1981-82
Herman Clark	1923-26
John Clark	1913
Chris Cisi	2012
N.L. Clark Jr.	1927
Rex Clark	1933-35
Robert Clark	2007
Chris Clarke	2006
Curtis Clay	2007-10
Leon Clay	1989-92

Mike Cleavinger	1999
Clifton Clemons	1995-96
Pat Clifford	1936-38
Kyle Clifton	1981-83
Ronald Clinkscale	1952-54
David Cody	1975-76
Andrew Coker	2020-22
Danny Colbert	1970
Linzy Cole	1968-69
Brandon Coleman	2020-22
Carter Coleman	1992
Drew Coleman	2004-05
Jeremy Coleman	2009-10, 2012
Joe Coleman	1932-34
Khari Coleman	2020-21
Steven Coleman	2005-08
L.J. Collier	2016-18
Aviante Collins	2012-14, 16
B.F. Collins	1907
Brian Collins	1992-95
Donovann Collins	2020-21
Mike Collins	2018
Roosevelt Collins	1988-91
Terry Collins	1967
Kevin Colon	1998-99
Perry Colston	1975-77
Drew Combs	2007-08
Larry Compton	1977
Doug Conaway	1949-51
Stephen Conley	1987-90
Adrian Conlin	1945
Corey Connally	2001-03
Patrick Connelly	1990-92
Bud Conway	1977-80
Charles Conway	1940-42
Blair Conwright	2020-22
Aubrey Cook	1915
Bob Cook	1937-39
John Cook	1944-47
Lee Cook	1973-75
Terrance Cook	1996
Jim Cooke	1981-82, '84-85
Terrence Cooks II	2022
Don Cooper	1954-56
Gary Cooper	1963-65
James Cooper	1944-45
James Cooper	1954
Jerry Cooper	1968-69
Steve Cooper	1976
Terrell Cooper	2018-22
Kevin Cordesman	1989, 91-93
LaBron Cornell	1993
Mark Cortez	1994-97
Bryan Cortney	2005-06
Thomas Costello	1943
Steve Cotaya	1981-82
Reginald Cottingham	1980-83
H.C. Couser	1931
Marvin Covington	2022
Bobby Cowan	1973-75
Glenn Cowart	1938-40
John P. Cox	1911-15
Norman Cox	1944-45
Albert Cragwall	1944
Jeff Craig	1978-79
Bill Crawford	1939-41
Davien Crawford	2022
Gary Crawford	1973
Michael Crawford	1997-98
Barry Crayton	1977
Bob Creech	1968-70
Ted Crenwelge	1959-60
Dub Crocker	1945
John Cromwell	1992
Danny Cross	1965-67
J.G. Crouch	1974-76
Johnny Crouch	1952-54
Ronny Crouch	1961
Brandy Crow	1994-95
Ashley Crowley	1921

Henry Crowsey	1954-56
Levoil Crump	1986, 88-90
Bill Crunk	1918
Tommy J. Crutcher	1961-63
Tekerrein Cuba	2008-11
George Collen	2016
Derrick Cullors	1991-93
Stephen Culp	2002-05
Gidden Culver	1916
Bob Cummings	1977
Gerald Cumpton	1958-59
Quinton Cunigan	2004-07
Jazz Cunningham	1918-19
Aaron Curry	2015-16
Bill Curtis	1953
Chase Curtis	2021-22
Chuck Curtis	1954-56

D-D-D-D-D

H.B. Dabbs	1906
Jeff Daily	1986-88
Andy Dalton	2007-10
Reeves Dalton	2003-05
Don Danford	1988
Hicks Daniel	1947
Milton Daniel	1909-11
Noah Daniels	2018, 20-22
Wayne Daniels	2006, 08-10
Tony Darthard	1986-88
Jay Davern	1993-94, 96
Andrew David	2017-18
Tanner Davidson	2003-04
Andre Davis	1992-95
Al'Dontre Davis	2018-19
Bobby Davis	1969-71
Bobby Davis	1985-88
Charles Davis	1971-73
Darrell Davis	1986-89
David Davis	1981-83
Daythan Davis	2017
Derius Davis	2018-22
Devon Davis	2001-03
Donald Davis	1976-77
Greg Davis	1995-98
Kenneth Davis	1982-84
Kevin Davis	2017
Lynn Davis	1975-77
Reggie Davis	1985-88
Larry Dawson	1958-60
Paul Dawson	2012-14
Skye Dawson	2009-12
Aundre Dean	2010-12
Kevin Dean	1983-86
Robert Deck	2008-11
Bill DeFee	1966
Jay DeFee	1969-70
Jarrod Delaney	1985-88
Kim Deloney	1978-79
Emari Demercado	2018, 20-22
Hubero Dennis	1930-32
Roy Dent	1960-62
John Denton	1981-84
Ryan DeNucci	2011, 13-14
Michael DePriest	2003-06
Tony DeStefano	1981
Davis Devereaux	2017
Ralph Diamond	1997
John Diarse	2016-17
Larry Dibbles	1970
Stu Dickens	1989-91, 93
Chuck Dickenson	1984-87
Ervin Dickerson	2004-07
William Dickerson	1991
Ad Dietzel	1930-31
Melvin Diggs	1933-35
Buddy Dike	1954-56
Kris Dike	2019-2022
Robert Dille	2009
Walker Dille	2012

Steve Dingler	1981-82
Dominic DiNunzio	2021-22
David Dixon	1970-72
Robert Dobry	1974-75
Colton Dobson	2022
Josh Doctson	2013-15
Luke Dodds	2022
John Dodson	1961
R.E. Dodson	1958-60
Rex Doerre	1976
William Doherty	1899
Robert Dominguez	2001
Jon Donahue	1995-97
Kyle Dooley	2008-11
Ezra Dotson-Oyetade	2022
Bill Doty	1951
Dan Dougherty	1990
A. Douglas	1916
Astynax Douglas	1920
Sammy Douglas	2013-14, '16-17
Jeff Dover	1996-99
Matthew Downing	2020-21
Michael Downing	2015-17
Zane Drake	1980-82
Lloyd Draper	1970-72
Marcus Draper	2004
Terry Drennan	1972-74
Mike Dry	1979-81
Ronald Dublin	1952
Carroll Dubose	1963-64
Woodrow Duckworth	1938-39
Max Duggan	2019-22
John Dull	1986-87
James Dunbar	2010-11, 13
LaTarence Dunbar	1999-02
Dave Duncan	1973-74
Alec Dunham	2015-18
George Dunlap	1936-37
London Dunlap	1997-99
Johnny Dunn	1948-50
Ken Durham	1978, 80-82
Andy Durrett	1968-69
Loraine Dutton	1917

E-E-E-E-E

Cameron Echols-Luper	2013-14
Jim Eddlemen	1928
Joe Edens	1915-16
Brian Edmondson	1997-00
Trent Edwards	1985
Weldon Edwards	1946-47
Melville Ehlers	1928
Delzon Elenburg	1955-57
Kagen Elenburg	2008
Kent Elenburg	1976
Bill Elliott	1948-49
Bill Elliott	1987-90
Criss Elliott	1916
Trey Elliott	2016-18
Drew Ellis	1934-36
George Ellis III	2018, 20-22
Justin Ellis	2005
Quint Ellis	2000-02
Colt Ellison	2019-21
Doug Elms	1983-86
Jimmy D. Elzner	1974-77
Trey Englert	2004-05, 07
Bryan Engram	1953-55
Hunter Enis	1956-58
Hubert Eoff	1946-49
Michael Epley	2017-18
Bart Epperson	1993-94
Phillip Epps	1978-81
Graham Estes	1922
Franklin Estrada II	2022
Max Eubank	1947-50
J.R. Eubanks	1969-70

ALL-TIME LETTERWINNERS

Roy Eury	1928-30
Greg Evans	1990-93
H.E. Evans	1943
John Evans	1899
Larry Evans	1970
Lon Evans	1930-32
Norman Evans	1962-64
Richard Evans	2001-02
Rico Evans	2015-18
Ross Evans	2008-11
Tom Evans	1951-52
Zach Evans	2020-21
Obinna Eze	2021
Beekie Ezell	1945-46
Don Ezell	1941-42

F-F-F-F-F

Tayo Fabuluje	2012, 2014
Gerald Falls	1975
Drake Farmer	1969-70
Milton Farmer	1948-50
Tim Faulk	1973
Jim Fauver	1962-64
Ted Fay	1967-69
Dick Fencer	1922-23
Bill Ferguson	1968-69
Jarrett Ferguson	1990
John Ferguson	1976-79
H.E. Field	1897
Bob Fields	1981-82
Charles Fields	1907-10
Devonte Fields	2012
Craig Fife	1969-71
David Finney	1952-54
Dick Finney	1955-57
Zarnell Fitch	2004-05
Todd Fitzgerald	1995-96
Heard Floore	1934
Clyde Flowers	1942-44
Keith Flowers	1949-51
Bobby J. Floyd	1950-51
Donald Floyd	1957-59
Mike Flynn	1981-84
Johnny Fobbs	2008-11
Blaize Foltz	2009-12
Brady Foltz	2012-15
Billy Fondren	1967-69
John Fonua	2007-08
G.A. Foote	1897
Corey Ford	1990, 92-93
Gary Ford	1984, 86-88
Alan Foret	1987-89
Chuck Forney	1967-69
Ross Forrest	2008-12
Jercell Fort	2009-11
Harry Fortson	1995
Bill Foster	1982
Bob Foster	1969-70
Daimarqua Foster	2020-21
Josh Foster	2019-22
Marvin Foster	1981-83
Chester Fowler	1919-21
Malvin Fowler	1951-53
Caleb Fox	2022
Jim Fox	1961-63
Raymond Fox	1913-15
C.J. Fraley	1943-46
Ronald Frailey	1951-53
Don Frazee	1923-25
Allen Freeman	1910-13
Bonner Frizzell	1904-06, '08
J.B. Frizzell	1906
T.P. Frizzell	1915
Evan Frosch	2007-10
Bill Frost	1976
Steve Frost	1969-70
James Fry	2010-12
Kevin Frye	1989-91
Pete Fulcher	1920-21

Corey Fuller	2009-12
Curtis Fuller	1998-00
Al Futrell	1978-79

G-G-G-G-G

Foy Gaddy	1947
Bill Gaffney	1943
Innis Gaines	2016-19
Jerry Gaither	1974-77
Edward Galaviz	1988-91
Bruce Galbert	2001-03
Austin Galifaro	2008
Lee Gallagher	1944
T.B. Gallaheer	1905
Tipa Galeai	2015-16
Elvis Gallegos	2003-06
Keivon Gamble	2012-13
Ben Gantt	1911-14
Cliff Gantt	1985-88
Berneer Garcia	1994
Elias Garcia	2020
Harry Garder	1943
Kris Gardner	2008-11
James Gargus	1981-84
Steve Garmon	1961, 63-64
Jeff Garner	1997-00
Ervin Garnett	1970
Rick Garnett	1971
John Garrard	1904
Dub Garren	1943-44
Ronald Garrett	1914
Travoskey Garrett	2013-14
Craig Garrison	1989-91
George Gartner	1943
Russell Gary	1996, 98-00
Billy Gault	1958-60
Chris Gaynor	2016, 2018
Donald George	1958-60
Mack George	1975-76
Wilson George	1949-51
Chuck Giammalva	1975-77
Donnie Gibbs	1965-67
Sonny Gibbs	1960-62
Merle Gibson	1944-46
Griffin Gilbert	2012, 2014
Marcus Gilbert	1979-82
Deryck Gildon	2011
Kyle Gillespie	1939-41
Butch Gilliam	1965-66
Jimmy Gilmore	1957-59
Jayhivion Gipson	2021
Jeff Gladney	2016-19
Lee Glasgow	1932
David Glass	1970
Dale Glasscock	1959-61
S.S. Glasscock	1897-99
James Gleaton	2008
James Glenn	1951-52
Ole Glover	1907
John Glud	2001-03
Marvin Godbolt	2001-04
Jeff Godley	1993
Manuel Godwin	1933-35
Caleb Golson	1912
Rode Gonzales	1958
Justo Gonzalez	1986-87
Dennis Gooch	1985-88
Rocky Goodman	1965
Josh Goolsby	2002-03
Paul Gorman	1978
Jason Goss	1999-2002
Leon Gough	1910
Ryan Graf	2016
J.R. Graham	1989-90
Isaiah Graham	2016-17
Cory Grant	2007, 09-10
Jimmie Grant	1927
Kevin Grant	1976
Lucas Gravelle	2017

Antonio Graves	2011
Jack Graves	1931-33
Roy Graves	1917
T. C. Graves	1910-11
Deante' Gray	2012-14, 16
Allen Greeman	1911
Aaron Green	2013-15
A. D. Green	1920-23
Derrick Green	2016
Guy Green	1897
Harlos Green	1929-31
Ansel Greer	1925
David Gregg	1973
Abe Greines	1915-16
Clint Gresham	2007-09
E. A. Gresham	1965-67
Kelly Griffin	2007-10
Kolby Griffin	2013-14
Aaron Griffing	1913
Austin Griffith	1928-30
Eddie Grimes	1977-80
Frankie Grimmett	1970-72
Matthew Grimmett	2003-05
Hardy Grissom	1905
John Groom	1955-57
Wilson Groseclose	1933-35
Beau Gross	1996-97
Howard Grubbs	1928-29
Mark Gudczauskas	2002
Jacques Guillot	2018
Anthony Gulley	1982-84
Steve Gunn	1967-68
Tye Gunn	2002-05
Nate Guyton	2017-18
Tyler Guyton	2021

H-H-H-H-H

Fred Haberstick	1984-85
Chris Hackett	2012-14
John Hadaway	1944
Joel Haden	1917-19, 21
Carl Hagman	1945
Clint Hailey	1986-87
Tony Haire	1917
Billy Hale	1943-46
I.B. Hale	1936-38
Jerry Hale	1970
Randy Hale	1968-69
Shadie Hale	1917
Chet Hall	1943
Colby D. Hall	1898-99
Jesse Hall	1961
Johnny Hall	1936-38
Keith Hall	1981-82
Mike Hall	1966-68
Van Hall	1941-42
Vernon Hallbeck	1954-56
Danny Hallmark	1951-53
Milton Ham	1958-60
Norman Hamilton	1954-56
James Hampton	1940-41
Phil Handler	1928-29
Travis Hanes	2016
Oscar Haney	1978-81
Mike Hanna	1973-74
Mitchell Hansen	2020-21
Ken Hanson	1970
I.C. Harbour	1904
Josh Harbuck	2001-02
Paul Harmon	1996-97
Quentily Harmon	2003-06
Bill Harp	1982-83
Baraka Harper	1990-92
Matt Harper	1996-97
Bob Harrell	1935-36, 38
Reggie Harrell	2002-04
Monroe Harrelson	1944
Don Harris	1977
Hilton Harris	2021

James Harris	1976-78
Larry Harris	1970-72
Lee Harris	1970
Marshall Harris	1957-59
Marshall E. Harris	1951-53
Marshall K. Harris	1974, 76-78
R.C. Harris	1951-53
Scott Harris	1985-88
Ted Harris	1967
Wes Harris	2018-22
Wyatt Harris	2019-22
Wylie Harris	1920
Wilbert Harrison	1934-36
Greg Harriss	1992
Dan Harston	1933
Brian Hart	1988
Mike Harter	1940-42
Brandon Hartfield	2016
Frank Hartman	1977-79
Mike Hartman	1979-81
John T. Hartness	1958
John Harville	1950-52
A.M. Harwood	1907
Joel Hasley	2011-12
Brandon Hassell	2003-04
Froggie Hawes	1916-17
Frank Hawkins	1985-88
Wade Hawkins	1927
David Hawthorne	2004-07
Chris Hayes	2004-05
Garrett Hayes	2021-22
Andrew Hayes-Stoker	1999-02
Kenny Hayter	2002-03
Sherrill Headrick	1957-58
Billy Hearne	1942
Shellie Hearran	1960
Jack Heathcott	2020
John A. Heatherly	1969-71
Mike Hebert	1985-87
Brent Hecht	2005-06
Richard Hein	1975-76
Jeff Heinichen	1973
Jesse Hejny	2004-05
James Helwig	1970
Brian Henderson	1996
Bryson Henderson	2014-15
Gunnar Henderson	2021-2022
Richard Henderson	1948
Colvern Henry	1919
Russell Hensch	1936-38
Ken Henson	1962-64
Robert Henson	2005-08
Bernie Henyon	1984
C.W. Herman	1897
Gene Hernandez	1972-74
Nathan Hernandez	2017
Jack Herring	1939
John Hetherly	1969-71
Blake Hickey	2020-21
Bobby Hickey	1970
Jimmy Hickey	1948-50
Anthony Hickman	1989-92
Brandon Hickman	1993-94
Antoine Hicks	2008-11
Kyle Hicks	2014-17
Morelle Hicks	1946-49
W. B. Higgins	1914-15
Rodney Higgs	1985-88
Jason Higham	1999-01
Ryan Hightower	2010
Tre'Vontae Hights	2016-19
Brooks Hill	1961
H. Hill	1918
Joe Hill	1997, '99-01
Kenny Hill	2016-17
Paul Hill	1934
Pete Hill	1960-61
Ray Hill	1953-54
William (Loey) Hill	1949
A.J. Hilliard	2012

ALL-TIME LETTERWINNERS

Kenneth Hilliard	2000-02
Joe Hines	1981-82
Scott Hines	1990-91
J.W. (Grassy) Hinton	1929-31
Lonta Hobbs	2002-04, 06
Jamoi Hodge	2020-22
Stephen Hodge	2005-08
James Hodges	1969-70
Johnny Hodges	2022
Tre'Vius Hodges-Tomlinson	2019-22
Robert Hogg	1917
Carlos Holcomb	1926
Richard Holden	1960
Jerry Holland	1956
Phillip Holler	1991-94
Larry Hollinquest	1997
Kellton Hollins	2017-20
Kevin Holmes	1992-95
Todd Holmes	1988-89
David Holt	1968-69
R. Holt	1897
Solon Holt	1934-36
Reggie Holts	2001-02
Bill Honey	1921-24
Alexander Honig	2022
Allen Hooker	1973-75
Geoff Hooker	2011-14
Charles Hooper	1914
Pud Hooser	1919
Robert Hoot	1977-78
Doug Hooten	1967-68
Manvel Hopes	1992-95
Jeff Hopkins	1986-88
T.B. Hopkins	1911
Frank Horak	1964-66
Ty Horn	2010-11
Dylan Horton	2020-22
Durward Horner	1938-40
Albin Houdek	1944
Mike Houston	1989, '91-93
Wil Houston	2020
Loren Houtchens	1920-21
Alex Howard	1906
Randy Howard	1963-64
Travin Howard	2014-17
Foster Howell	1929-32
Stephan Howland	1985-88
Glen P. Hudgins	1976
Tom Hudgins	1945
Cubby Hudler	1965-67
Shane Hudnall	2001-02
Jordan Hudson	2022
Chad Huffman	2005
Jerry Huffman	1960-61
Royce Huffman	1970-72
Royce Huffman II	1996-99
Jerry Hughes	2006-09
Norman Hughes	1949-51
John Hulse	1964
Burl Hulsey	1910
Ray Hummel	1978
Cole Hunt	2016-17
Jimmy Hunt	1947-49
Joey Hunt	2012-15
Kam Hunt	1995-98
Reggie Hunt	1996-99
Te'Vailance Hunt	2018-20
Chucky Hunter	2011-14
Corderra Hunter	2006-09
Hal Hunter	1912
Gaylon Hyder	1993-95

I-I-I-I-I

Alex Ibiloye	2007-10
Buddy Iles	1958-61
Jason Illian	1995-98
Kenny Iloka	2014, '16
Darius Ingram	2005-07
Guy Inman	1897

Michael Isaac	1958-61
Michael Isaac	1977-79
Rich Isel	1974-75
Ray Issahaku	2015-18
Cordel Iwuagwu	2016-19

J-J-J-J-J

Lindsey Jacks	1921-24
Cedric Jackson	1988-90
Charlie Jackson	1946, '48-50
Chase Jackson	2022
Don Jackson	1960-61
G.P. Jackson	1920
Marcus Jackson	2006-09
Michael Jackson	1989-92
Ralph Jackson	1982
Ransom Jackson	1944
Sadd Jackson	1990-93
Sam Jackson	2022
William Jackson	2004-07
Zach Jackson	2013
Henry Jacot	1980
Steve Jamail	1965-67
Cedric James	1997-00
Detrick James	2005-06
Royal James	1943
Terence James	2003-04
Tony James	2015-18
Waymon James	2010-11, 13
Michael Janak	1993-96
Chris Jeffery	1995
Tony Jeffery	1984-87
Keontae Jenkins	2020-21
Patrick Jenkins	2020-21
Ron Jiles	1986-89
Matt Joeckel	2014
Akili Johnson	1996
Bart Johnson	2007-10
Brandon Johnson	2001-03
Chase Johnson	2001-04
Darryl Johnson	1995
David Johnson	1982
David Johnson	2011-12
Denzel Johnson	2013-16
Devin Johnson	2011
Doyle Johnson	1964-66
Ed Johnson	2002
Fred Johnson	1993
Joe Johnson	1985-86
Jawuan Johnson	2018
Lawrence Johnson	1981
Mike Johnson	1980-81
Tejay Johnson	2007-10
Trevorris Johnson	2014-16
Dale Johnston	1966-67
Quentin Johnston	2020-22
Billy Jones	1983-86
Bird Jones	1999-00
Bobby Jones	1991
Buck Jones	2013-15
Calvin Jones	1990-93
Charles Jones	1997
Colin Jones	2007-10
Dalton Jones	2012
Dan Jones	1963-65
Dillon Jones	2019
Dub Jones	1905
Glen Jones	1951-52
Gregg Jones	1985-87
H. Jones	1918
Jimmy Jones	1945
Jonathan Jones	2008-11
Lenoy Jones	1992-95
Lorenzo Jones	2005
Paul Jones	1982-84
Reuben Jones	1980-82
Trevius Jones	2010, 2012
Bob Jordan	1937
Dylan Jordan	2020

Robert Jordan	1934
Charles Joslin	1945-48
Chris Judge	1976-79
Keith Judy	1974-75
Steve Judy	1969-71

K-K-K-K-K

Josh Karlin	2006-07
Danny Kasper	1975-77
Garrett Kaufman	2017
Chris Kaylakie	1998-00
Mike Keathley	1997-00
Frank Kee	2014
Griffin Kell	2019-22
Tracey Kellow	1933-35
Jason Kelly	1992-94
Anson Kelton	2008-11
Robert Kemp	1977
James Kennedy	1987
Enis Kerlee	1938-40
Jeremy Kerley	2007-10
Bill Kerr	1924
Matthew Kerr	2022
Jared Kesler	2004-05
Calvin Kiker	1917
Carlton Kile	1977
Kyle Killough	1976-77
Harold Kilman	1947-49
Chris Kim	2012
Bill Kinder	1977
Derrick Kindred	2012-15
Billy King	1996
Bryan King	1973-75
David King	1992-95
Doug King	1975-76
Shawn King	1980
Gerald Kirby	1968-70
Jake Kirkpatrick	2007-10
Johnny Kitchen	1932-33
David Kline	1966
Forrest Kline	1936-38
George Kline	1933-35
Max Knake	1992-95
H.H. Knight	1904-07
Carl Knox	1946-47
H.C. Knox	1952
Walter Knox	1922
Carl Koch	1945-47
Bram Kohlhausen	2014-15
Jon Koontz	2011-13
Alexander Kornegay	1915-16
James Koshakji	2022
Frank Kring	1939-41
Mark Krug	1974-75, '77
Joe Kucera	1944
Kyle Kummer	2004-05
Troy Kunkel	2000
La Juan Kyles	1988-90

L-L-L-L-L

Mark Labhart	1977-78
Raymone Lacey	1997-98
Lane Ladewig	1966-67
Shane Ladewig	1997-00
Dale Ladner	1971-73
Jim Ladner	1994
Rick LaFavers	1992-95
Danny Lamb	1968-69
Duke Lamb	1992-93
Blake Lambert	1978
Hal Lambert	1951-53
Standard Lambert	1929-31
Luke Laminack	2022
Tom Lamonica	1908-10
Steve Landon	1965-67
Jack Langdon	1932-34
John Lanz	2020-22
Roy (Brick) Largent	1921

Albert Lasater	1957
Marvin Lasater	1957-59
Dick Laswell	1954-55
Ed Laswell	1984-85
Joe Laterza	2022
Terrell Lathan	2012-15
Henry G. Lavender	1910-12
Jimmy Lawrence	1933-35
Quinton Lawrence	1943
Joey Lawson	1969
Tevin Lawson	2013-15
Alan Layne	1973-74
George Layne	1976
George Layne	1998-00
Owen Lease	1943
Clarence Leatch	2008-10
Lonny Leatherman	1958
Robert Lee	1969
Chris Leiss	1980
Cy Leland	1928-30
Tim Lemear	1986
Darrell G. Lester	1933-35
Darrell R. Lester	1964
Forrest Levy	1920, 23-25
Adrian Lewis	1999-00
Allen Lewis	1999-00
David Lewis	1991
Jon Lewis	2011-13
Julius Lewis	2015-19
Ken Lewis	2002, 04-06
Ron Lewis	1985-88
Thomas Lewis	1991
Larry Lilly	1966
Bob Lilly	1958-60
Abe Lincoln	1947
Matty Lindner	2005-07
Jack Lindsey	1924
Luke Lingard	2022
Larry Linger	1973-74
Aubrey Linne	1935-36
Aubrey Linne, Jr.	1958-60
Bryon Linwood	1981-84
Dick Lipscomb	1946
Garland Littles	1984, 86-87
Ronnie Littleton	1972-75
Paul Llewellyn	1986-88
Billy Lloyd	1966-68
Paul Lockman	1917
Peter LoCoco	2004-06
Doug Loeser	1996-97
Ernest Long	1923-24
Don Looney	1937-39
Keith Loosier	1985
Jasper Lott	2022
Darryl Lowe	1975-76
Dick Lowe	1947, 49-50
Buddy Lucas	1959-60
Jim Lucas	1943, 46-47
Homer Ludiker	1948-50
Craig Lund	1974
Mike Luttrell	1972-74
Tyler Luttrell	2008-10
Robert Lyles	1980-83
Artayvious Lynn	2017-20

M-M-M-M-M

Michael MacCrory	2014
Christian MacDonald	2021-2022
Marvin Macicek	1962-63
Roy Mack	1923
Roland Maclin	1952
Duff Maddox	1973-74
Adrian Madise	2001-02
Ricky Madison	2000-03
J.M. Magill	1917
Tom Magoffin	1961-63
Terrance Maiden	1997-00
Timothy Maiden	1997-00
Marcus Mallet	2011-14

ALL-TIME LETTERWINNERS

Doyle Malone	1947-49
Flander Malone	2002-04
Jeff Malonson	1990
James Maness	1981-84
Chris Manfredini	2005-07
Robert Mangum	1961-63
Talden Manton	1933-35
Stansly Maponga	2010-12
Red Marable	1947-50
Zach Marcheselli	2020-22
Rodney Marek	1966
Vernon Marlar	1966-69
Tyler Marrou	2007-08
John Marsh	1989-91
Bill Marshall	1943
Kent Marshall	1971-73
Arve Martin	1958-60
Jesse Martin	1914-15, '17
Mikyha Martin	1992-95
Othol (Abe) Martin	1928-30
Ralph Martin	1915-17
Ryan Martin	2019
W.A. Martin	1904-06
Wayne Martin	1950-52
Gary Martinec	1969-71
Stansly Maponga	2010
Jesse Mason	1944-45
Donald Massey	2005-07
Hugh Massey	1967
William Massie	1907-10
Corey Masters	1994-97
Ochaun Mathis	2019-21
Willie Mathis	1949-50
Brent Maticcik	2020-22
Bill Mattern	1951
Eddie Matthews	1968-69
Rags Matthews	1925-27
Ruby Matthews	1960-62
Tyler Matthews	2013
Steve Mauch	1974
Dwayne May	1982-83
Gene Mayes	1966-68
Robbie Mayfield	1967-68
Mason Mayne	1935-37
Oscar Mayo	1919
Jimmy McAteer	1961-63
Roger McAuley	1948-49
Scott McCall	1934-36
Chad McCarty	1998-01
Chance McCarty	1993, 95-97
Cody McCarty	2001-04
Lacy McClanahan	1935, 37-38
John McClean	1978-81
Claude McClellan	1897
J. V. McClintic	1897
Harold McClure	1934-36
Bob McCollum	1941-42
Fred McConnell	1925-26
W.E. McConnell	1921-24
Carlton McCormack	1950-52
Ralph McCormick	1910
Greg McCoy	2008-11
Deshawn McCuin	2020-22
Ray McCulloch	1929-30
Joe McCullom	1912
Jay McCullough	1905
Jay McCullough	1954-56
David McDaniel	1967-68
Otis McDaniel	2005
Casey McDermott Vai	2016, '18
LaMarcus McDonald	2000-02
Mark McDowell	1968
Bobby McEachern	1951-52
Lawrence McElroy	1961-63
Bobby McFarland	1950-51
Bose McFarland	1920
James McFarland	2012-14, '16
J.P. McFarland	1995-96
Mark McFarland	1983
Dennis McGehee	1973-75

James A. McGehee	1944
David McGinnis	1970-72
Otis McKelvey	1946-49
Mike McKendrick	1975
Anthony McKinney	2018-19
Doug McKinnon	1969-71
Scott McKinnon	1989-91
Charles McKissick	1967
Ewell McKnight	1914
Jim McKown	1913
Ray McKown	1951-53
Mike McLeod	1974-76
Scott McLeod	1992-93
James McMath	1975-76
Jaiante McMillan	2021-22
Coy McMillon	2018-21
Ron McMillon	1966
Joe McNamara	1913-15
Jim McNiel	1971, 73-74
Kyle McPherson	1990-93
David McSpadden	1957-59
Joel McVea	1980-81
Charles McWilliams	1992-95
Johnny McWilliams	1973-74
Robert McWright	1988-89
Frank Medanich	1941
John Medanich	1950-51
Caleb Medford	2021-2022
Ni'Jeel Meeking	2018
Amos Melton	1927
Chico Mendoza	1956-57
Dominic Merka	2012-15
Robert Merrill	2003-05
Wayne Merritt	1967-69
Bubba Meyer	1957-60
Dutch Meyer	1916-17, 20-21
L. D. Meyer	1934-36
John Meyers	1968-69
Wallace Meyers	1931
Anthony Mican	1975
Boyd Milby	1991-94
Dugan Miligan	1959-60
Bryan Miller	1917-18
Clyde Miller	1914
Jerry Miller	1967-69
Kendre Miller	2020-22
Kenneth Miller	1956-57
Preston Miller	2014, '16
Virgil Miller	1954-57
Wren Miller	1983-85
Jeff Millican	1997-00
Gray Mills	1961-63
Sean Millsap	1985-86
Jozie Milton	2016
Michael Milton	1976-77
Ed Minter	1981-82
Soni Misi	2020-22
George Mitcham	1945
Basil Mitchell	1995-98
Breylin Mitchell	2015
Charles Mitchell	1967-69
Hodges Mitchell	1970
John Mitchell	1955-57
Tyman Mitchell	2022
Curtis Modkins	1989-92
Jeremy Modkins	2002-05
Gerry Modzelewski	1975-76
Trevon Moehrig	2018-20
Joe Moffett	1957-59
Alex Molina	1990-91
Beecher Montgomery	1940-42
Giles Montgomery	2005-08
Jim Montgomery	1970
John Montgomery	1898
Paul Montgomery	1985-86
Ross Montgomery	1966-68
Vic Montgomery	1934-36
Kevin Moody	1978-79
John Moon	1990
Chuck Mooney	1987-90

Caylin Moore	2016
Clovis Moore	1899-1903
Cody Moore	2005-08
Derek Moore	2005-07
Greg Moore	1986-89
Jordan Moore	2012-14
Kenneth Moore	1928-29
Matt Moore	1994-95
Robert Moore	1899
Robert Moore	1928-29
Tavarus Moore	1995-98
William Moore	1899
Zack Moore	2002
Bill Moorman	1947-50
Bob Moorman	1947-50
Tommy Moorman	1951
Ted More	2000
Harry Moreland	1958-60
Toby Morey	1989-90
Cecil Morgan	1927-28
Jon Morgan	2001-03
Steve Morman	1977
Norman Morrill	1943-45
Chandler Morris	2021-2022
J.C. Morris	1979-82
Patrick Morris	2013, 2015-17
Lynn Morrison	1960-63
Guy Morriss	1970-72
Sammy Morrow	1951-53
Jody Morse	1989-92
Cody Mortensen	1995-98
John Morton	1949-50
Gene Moser	1972-74
Ian Moser	2014
Baron Mosley	1977-80
Daron Mosley	1977-80
Torrance Mosley	2014-15
Bob Moss	1940-41
Stanley Moss	2001-03
Darrell Mott	1962-64
Mike Moulton	1991-94
Tom Mraz	1973
Harold Muckleroy	1971-72
Grayson Muehlstein	2017-18
Harry Mullins	1944-45
Marvin Mullins	1995-96
Cliff Murphy	2012-14
G. Ramon Murphy	1953-54
Bobby Murray	1958
A.J. Muse	1904-05, 07
Jon Muther	2001
Austin Myers	2017-20
Wallace Myers	1931-33
Lloyd Mynatt	1960-62

N-N-N-N-N

Brandon Najarian	1993-94
Jamelle Naff	2013-15
Don Narrell	1947-49
Steve Nash	1990-91
Jim Nayfa	1964-66
Orville Neal	1955-56
Charlie Needham	1935-36
Billy Neel	1974-75
Don Neely	1967-68
Gordon Nees	1966
Bobby Nelson	1964-66
Conway Nelson	1950
John Nelson	1914-16
Orlon Nelson	1964-66
Tom Nelson	1945
Jake Neufeld	2021
Jamison Newby	2003-06
Jon Newby	1989
Marshall Newhouse	2006-09
Biss Newman	1919
Lee Newman	1985-88
Falanda Newton	1985-88
Josh Newton	2022

Kelvin Newton	1977-80
Ray Newton	1945
Lucas Niang	2016-19
John Nichols	1968-69, '71
John L. Nichols	1980
Michael Nichols	2021-22
Ava Nicholson	1923-24
Ron Nickelson	1985
John Nikkel	1955-57
Henry Niutei	2009
Ben Nix	1961-62
Emery Nix	1941-42
Fred Nix	1966-68
Kent Nix	1962-64
Palmer Nix	2022
Scott Nix	1978
WC Nix	1985-86
Ronnie Nixon	1964-66
Shaun Nixon	2015, '17
Mike Noack	1989-92
Ollie Norris	1983
Joseph Noteboom	2014-17
Blake Nowell	2021-22
Cole Novak	2016, '18
Adam Nunez	2016-18

O-O-O-O-O

Namdi Obiazor	2022
Davey O'Brien	1936-38
Kelly O'Connor	2001
Scott O'Glee	1974-76
Corry O'Meally	2014-15
J.C. O'Neal	1942-45
Fred Obenchain	1904
Jaden Oberkrom	2012-15
Zimbalist Odhams	2022
Jack Odle	1938-40
Roland Ogan	1919, '21-22
John Oglesby	1992-93
Frank Oglevie	1916
E.G. Ohnsorg	1921
Peter Okonofua	2014
Elisha Olabode	2010-13
Bernard Oldham	1995-96
Rudy Oliveira	1992
Billy Oliver	1983-84
Jimmy Oliver	1991-94
Red Oliver	1930-32
William Oliver	2005
Jeff Olson	2009-11
Sewo Olonilua	2016-19
Michael Onyemaobi	2021
Matt Orlovsky	2001-02
Nick Orr	2014-17
Todd Orsak	1989-90
Antonio Ortiz	2018-21
Chase Ortiz	2005-07
Connor Osborne	2016
Oran Osburn	1912
John Ott	1972-73
Billy Overshown	2004
Charlie Owens	1999-01
Chester Owens	1945
Joe Owens	1961-63
Marion Owens	1945
James Ozee	1955-57
Ken Ozee	1982-85

P-P-P-P-P

Steve Page	1981-84
Casey Pachall	2010-13
Bill Palmer	1927
Derrell Palmer	1940-42
Tommy Palmer	1986-89
Matt Panfil	2005-08
Luke Parde	2021-22
Luther Parker	1911-13
Ronald Parker	1974-75

ALL-TIME LETTERWINNERS

Ben Parks	1918
Hubert Parrett	1950-51
Lowell Parrish	1927
Cale Patterson	2012
Darrell Patterson	1979-82
Gary Patterson	1973-74, '76
Kendrick Patterson	1997-99, '01
Martin Patterson	2001-04
Rahmaan Patterson	2013-14
Steve Patterson	1971-73
Clifton Pattoon	1942
Victor Payne	1998-01
Marvin Pearson	2004-05
Ryan Pearson	2002-05
Lee Peebles	1926
Paul Peebles	1957-59
Larry Peel	1966
Mark Penson	1993-94
Chris Peoples	2001-03
Ronnie Peoples	1970-72
Cy Perkins	1931-33
D'Arco Perkins-McAllister	2021-22
Noah C. Perkins	1906-08
Ethan Perry	2012-15
Larry Perry	1963-65
Mark Perry	2022
Stanley Petry	1985-88
Andre Petties-Wilson	2015
S.L. Phelps	1932
Bill Phillips	1960-61
Jason Phillips	2005-08
Preston Phillips	2006-08
Preston Phillips	1964
Tracy Philyaw	1980
Joseph Phipps	1995-98
Max Pierce	1958-60
Davion Pierson	2012-15
Alan Pike	1946-47
Chris Piland	1992-95
Charlie Pillow	1969
Ray Pinion	1959-61
Roy Pitcock	1949-51
Wayne Pitcock	1946-47
Andy Pitts	1983-86
Hugh Pitts	1953-55
Hugh Pitts, Jr.	1980
Paul Pitts	1957-58
Adam Plant, Jr.	2019
Bobby Plummer	1959-61
Harold Pollard	1954-56
Robert Pollard	2000-03
Jason Pohl	1994
Lou Porch	1997-98
Ashby Porter	1993-96
David Porter	2011-14
Emanuel Porter	2014-17
Greg Porter	1978-81
Ralph Porter	1942
William J. Porter	1964-66
Kenny Post	1965-67
Freddie Pouncy	1971
Jamal Powell	2000-02
James Power	2013-14
Dicky Powers	1973-74
Jack Powers	2020-21
John Prater	1977-78
James Prather	1990
Jim Pratt	1937-38
John Preston	1980-81
James Price	1975-77
Bud Priddy	1960-62
Merlin Priddy	1957-59
Rafael Priest	2006-09
Bobby Prince	1959-60
Casey Printers	1999-01
Heine Prinzing	1917
Randy Pritchett	1969
Frank Pruett	1897
Madison Pruitt	1930-32
Matt Pryor	2014-17

Vincent Pryor	1991-94
Chad Pugh	2000-03
Leonard Pugh	1940-41
Tim Pulliam	1973-75
Saul Pullman	1958
Chad Purcell	1999-00
Rusty Putt	1970, '72-73
John W. Pyburn	1906-09
Louis Pyle	1966

Q-Q-Q-Q-Q

Jim Quinn	1974-76
Ryan Quintanar	2022

R-R-R-R-R

Sammy Rabb	1967-69
Heath Raetz	2008
Roy Lee Rambo	1958-59
Sam Ramirez	1983
Jack Ramsay	1951-52
Bill Ramsey	1940-41
Otis Ramsey	1914-15
Tony Rand	1989-92
Bill Randolph	1946
David Rascoe	1985-88
C.T. (Blue) Rattan	1905-09
Raiford Rattan	1989-91
Wm. V. Rattan	1909-10, '12
Beau Rawlins	1991-93
Jack Ray	1951-52
James J. Ray	1898-99
James Ray	1967-69
Lee Ray	1974
Luke Ray	1912-13
Nathan Ray	1970-71
Ranorris Ray	2002-05
Ruben Ray	1976-77
Deshawn Raymond	2015
Curtis Raymond	2022
Shae Reagan	2006-08
Jalen Reagor	2017-19
Jack Reding	1958-59
Keenan Reed	2017-19
Steve Reed	1991-92
Tom Reed	1901
Crawford Reeder	1913-14
Michael Reeder	1994-97
Earl Reeves	1976
Harvey Reeves	1962-64
Norman Reeves	1960
Charlie Reid	2014-17
Ivor Reid	1928
Mark Renfro	1976
Mike Renfro	1974-77
Ben Reppenhagen	2021-22
Jackie Resch	1978
Jared Retkofsky	2004-06
Dave Rettig	1962-64
Deryl Reynolds	2020-21
Fain Reynolds	1927-28
Felix Reynolds	1927
Jordy Reynolds	1988-89
Raymond Rhodes	1970
Donald R. Richard	1978-81
John Richards	1964-66
Bobby Richardson	1977-80
Craig Richardson	1978-79
Toby Richardson	1988
Bob Richey	1971
Nic Richmond	2006-09
William Riley	1967-69
Karson Ringdahl	2019
Jason Ritchmond	1991-93
Aubel Riter	1909
Claude Roach	1952-53
David Roach	2004-07
Nathan Roach	2000-01
Phil Roach	1939-41

Rollin Roach	1924
Walter Roach	1934-36
William Roach	1957-59
Joe Robb	1956-58
Barret Robbins	1991-94
Clyde Roberson	1928-30
Allen Roberts	1977
B.J. Roberts	1998-01
Glen Roberts	1934-36
Graham Roberts	1943
Rex Roberts	1989
Wesley Roberts	1976-79
Dana Robinson	1995-96
Ed Robinson	1971-73
Marshall Robinson	1951-53
Shawn Robinson	2017-18
Morris Robison	1908
Robert Rochester	2022
Cory Rodgers	2003-05
Charles Rogers	1950-52
DJ Rodgers	2022
Glynn Rogers	1935-37
Randy Rogers	1944-48
Wayne Rogers	1947-49
Curtis Rollins	1957
Henry Rose	1944-46
Justin Rose	2011
Michael Rosner	2009
Zack Roth	2010
Ricky Rougely	1985-86
Homer Rowe	1902
Justin Rowland	1958-59
Allen Rowson	1920
Tyrone Roy	1992-95
Marvin Ruchti	1976
Kenneth Ruelas	2006
Bob Ruff	1944-45
Carl Rush	1976
Vernon Russell	2005-06
Scottie Rutherford	1918-19
John Ruthstrom	1968-70
Sam Rutledge	1897
Joe Ryan	1945
Raleigh Ryan	1920-21
Hayes Rydel	1994-95

S-S-S-S-S

Billy Sadler	1971-72
Dan Salkeld	1930-32
Everett Salley	1954-55
Jerry Salley	1956-57
Mike Salvage	2005
Bobby Sanders	1962-64
Ikey Sanders	1918
Laderice Sanders	2012
Nick Sanders	2006-09
Russ Sanders	1997-98
Tyrone Sanders	2000-03
Jordy Sandy	2019-22
Don Sanford	1953, 55-56
Steve Sanford	1970
Jeff Santos	1997
John Saunders	1978
Tony Savino	2006-07
Foster Sawyer	2015-16
Luther Scarborough	1925-26
Mike Scarborough	1998-99
Tim Schade	1991
Eric Schautteet	2004
Chris Schirmer	1982-83
Ryan Schlenger	2003-05
Austin Schlottman	2014-17
Blake Schlueter	2005-08
Bubba Schmid	1945
Aaron Schobel	1997-00
Bo Schobel	2000, '02-03
Bob Schobel	1969-71
Matt Schobel	1999-2001
Darren Schultz	1990-92

Anthony Sciaraffa	1982-84
Bennie Scott	1990-91
Chris Scott	2009, 11
Danny Scott	1973-74
Drew Scott	2022
E. U. Scott	1907-08
Ken Scott	1950-51
Vernon Scott	2016-18
Joe Segulja	1974-76
Riley Self	2022
Perry Senn	1972-73
P.D. Shabay	1965-67
Paul Shabay	1987-88
Jack Shackelford	1930-32
Terry Shackelford	1967-69
Doug Shanks	1997, '99
Dan Sharp	1983-84
M.R. Sharp	1897
Tommy Sharp	1984-87
Harold Sharpe	1917
Kevin Sharples	2009-10
Chris Shaw	1985-86
Marcus Shaw	2000
Paul Shearer	1977
Rick Sheddy	1966-68
Young Sheffield	1956
Tommy Shehan	1982-85
Daniel Shelley	2010-12
Buster Shelton	1993
Joe Sherrell	1965-66
Bobby Sherrrod	1938-40
Johnny Sherrrod	1944-45
Stephen Shipley	1989-92
W. M. Shirley	1921-23
Luke Shivers	2008-11
Jim Shofner	1955-57
Fred Shook	1938-39
Bernard Short	1944
Garland Short	1979-82
Wade Shumate	1899-03
Kurt Shunkey	1979-80
Bill Sikes	1952-53
Butch Silvey	1970-72
Tracy Simien	1985-88
Berl Simmons	1971-73
Markell Simmons	2016-18
Paul Simmons	1993
Stephen Simmons	2001, '04
Torrie Simmons	1996-97
Shane Sims	2002-05
Dave Singletary	1918
Wade Sisk	2005-06
Adon Sitra	1964-66
Ty Slanina	2013-14, '16-17
Jack Sledge	1957-59
Logan Sligar	2009-10
Cody Slinkard	1997-00
Drummond Slover	1940-42
Niko Small	2015-18
Al Smith	1987
Allanda Smith	1981-83
Billy Joe Smith	1945
Bobby Smith	1963-64
Brad Smith	1985-86
Brad Smith	1989-92
Charles Smith	1899
Chris Smith	2006-09
Coke Smith	1973-74
David Smith	1964-66
Derek Smith	1980
Dick Smith	1943
Don Smith	1961-63
Don L. Smith	1932-33
Don L. Smith, Jr.	1961-63
Herman Smith	1944-46
James Smith	1964-66
John Smith	1942
Martinez Smith	1977
Paul Smith	1940
Paul Smith	1965-67

ALL-TIME LETTERWINNERS

Paul Smith	1968-69
Ray Smith	1919
Robert Smith	1992-94
Romeo Smith	1984-88
Ted Smith	1899
Jared Smitherman	2001-02
Kenedy Snell	2017
Billy Snow	1964
Paul Snow	1930-31
Paul Snow	1937-38
Jonathan Song	2017-19
Gary Spann	1981-84
Connie Sparks	1938-40
Earle Sparks	1897
Jon Sparks	1970
Nolan Sparks	1940-41
Larry Speake	1969-71
Blanard Spearman	1930-32
Jerry Spearman	1961
Andre Spencer	1987-88
JD Spielman	2020-21
Houston Spikes	1917
Jack Spikes	1957-59
Red Spillar	1918-20
Geor'quarius Spivey	2021-2022
David Spradlin	1983-85, 87
Bo Springfield	1999-01
Steve Stamp	1978-81
Ray Standley	1940
Todd Stanford	1994-97
Edward Stangl	1915-16
Frank Stangl	1922-24
Chris Staten	1994-97
Oran Steadman	1926-27
Ken Steel	1970-72
Fabian Stegall	1995-96
Beau Stephens	1994-95
Geoff Stephens	1993-96
John Stephens Jr.	2018-20
B. J. Stephenson	1954
Clint Stephenson	1990-91
Dudley Stephenson	1979
Tom Stevens	2005-07
Ronny Stevenson	1956-58
Bobby Stewart	1978-80
Ed Stewart	1912
Grover W. Stewart	1911-12
Jarrison Stewart	2015-18
Kee'yon Stewart	2019-22
Lon Stewart	1913
M.C. Stewart	1907
Russell Stewart	1974-75
Torrey Stewart	2006-07
Cecil Stiles	1910-12
Duncan Still	1977
Sean Stillely	2001-02
Freddie Stoglin	2004
David Stoltzman	2011-12
Ricky Stone	1984-85, '87-88
T.J. Storment	2020
Ja'Juan Story	2013-15
Gary Stout	1969-70
Pete Stout	1946-48
Russell Stout	1963-65
Robert Stow	1934
Jack Stratton	1912
Alvin Street	1912-14
Chester Strickland	1977-79
True Strong	1910
Frank Struska	1948-50
James Stuart	1926
Mike Sullivan	1987-90
Richard Sullivan	1964
W.W. Sumner	1931-32
Ty Summers	2015-18
Spencer Sunstrum	1979, 1981-82
Clinton Swink	1910
Jim Swink	1954-56
Jeff Sypert	1897

T-T-T-T

Clifford Taft	1961-63
Scott Taft	1994-97
Mike Taliferro	1982
Stan Talley	1979-80
Lawrence Tankersley	1922-24
Roscoe Tatum	1984, 86-88
Eric Tausch	2011-13
Aaron Taylor	1932
Alton Taylor	1949-51
Bud Taylor	1932-33
Bud Taylor	1938-39
Fred Taylor	1941, '45-46
Fred Taylor	1996
Gerald Taylor	1982-84
Harry Taylor	1923-26
Herb Taylor	2003-06
Phil Taylor	2014
Ray Taylor	1954-55
Spud Taylor	1937-39
Tommy Taylor	2001-02
Wilbur Taylor	1937
Thad Teaford	1995-96
Jason Teague	2009-10
Mickey Teems	1951-52
Alan Teichelman	1975-77
Arthur Teixeira	1943
Jack Temple	1952
Floyd Terrell	1983-85, '87
Jerry J. Terrell	1960, '62-63
Larry Terrell	1958-60
Dedrick Terveen	1972-74
Donnie Terveen	1967-69
James Teter	1960-62
Logo Tevaseu	2003-04
Ranthonny Texada	2014, '16-17
Lester Thannisch	1912
Dylan Thomas	2016-17, '19-20
Garry Thomas	1961-63
John Thomas	1980-83
Larry Thomas	1961-63
Manley O. Thomas	1906-07, '09
N. B. Thomas	1943-44
Rob Thomas	1984
Sean Thomas	1982-84
Trent Thomas	2010-13
Billy Thompson	1994-96
Bobby Thompson	2014-15
Guy Thompson	1953-55
Jurell Thompson	2009-10
Michael Thompson	2011
Ody Thompson	1926-28
Spencer Thompson	2009-11
Chris Thomsen	1988-90
Bubba Thornton	1967-68
Elmer Tidwell	1946
Jimmy Tidwill	1968-69
Otha Tiner	1932
Mark Tipps	1984-86
Jack Tittle	1935-37
Merlin Toler	1926-28
LaDainian Tomlinson	1997-00
Bill Tommaney	1983-86
Pete Tomme	1922
Homer Tompkins	1949-50
Roy Topham	1970
Michael Toudouze	2002-05
Greg Townsend	1981-82
J.W. Townsend	1931-32
Vince Townsend	1987-88
David Towson	1995-96
Ken Tramel	1983-87
Ben Trcalek	1964
Justin Trejo	2012
Julius Truelson	1933-34
Mike Tuaua	2013-15
Jason Tucker	1994-96
Matthew Tucker	2009-12
Ryan Tucker	1993-96

Dave Tudor	1916
Darron Turner	1982-84
Elwood Turner	1945-46
Joseph Turner	2006-09
Kevin Turner	1978-79
John Turntine	1999-02
KaVontae Turpin	2015-17
Ike Tyre	1981-83
Paul Tyson	1906-09

U-U-U-U

Vernon Uecker	1954-56
Lwal Uguak	2022
Busty Underwood	1968-70
Ken Upchurch	1960-62
Gene Uptograph	1964
Chad Utley	1972-73

V-V-V-V

Carlos Vacek	1955-58
Damon Vacek	1999
Al Vaiani	1947
Joe Vail	1979-80
Halapoulivaati Vaitai	2012-15
James Vanderslice	1968-69
Trey Van Pelt	1993
Tommy Van Wart	1973-74
La'Kendrick Van Zandt	2018-21
Howard Vaughn	1914-16
Johnny Vaught	1930-32
Ted Vaught	1950-52
Brad Veale	2004
LaVar Veale	1997-00
Lanny Verner	1960
Josh Vernon	2008-10
Jason Verrett	2011-13
James Vess	2005-06, 08
Steve Vest	1974
Matt Vogler	1990-91
Antanza Vongor	2019-20

W-W-W-W

Wayne Waddy	1984-87
John Wade	1977-78
Wallace Wade	1905
Robert Waggaman	1913
Howard Wagner	1968
Keith Wagner	1989-91
Ray Wakefield	1908
Kent Waldrep	1974
Bubba Walker	1988-89
Dale Walker	1956-58
Elbert Walker	1933
Jimmy Walker	1962
Mark Walker	2001-04
Pat Walker	1967-69
Ralph Walker	1928-29
Scott Walker	1970-72
Brad Wallace	1989-92
J.H.J. Wallace	1912-13
J.O. Wallace	1906-07
Jewell Wallace	1932-33
Robert Wallace	1997-98
Tony Wallace	2021
Malcolm Wallas	1952-54
Garret Wallow	2017-20
Greg Walls	1997-00
Willie Walls	1934-36
Daniel Walsh	2014, '16
Charlie Walton	1912
Kenneth Walton	1987-90
Merle Wang	1972-74
Andrew Ward	2004-05
Kevin Ward	2022
Trix Ward	1923-25
Tom Warden	1975-76
Bryan F. Ware	1911-12
Carter Ware	2018-22

Logan Ware	1938-40
Scott Warren	1979
Derek Wash	2006-07
Ar'Darius Washington	2019-20
Daryl Washington	2006-09
Fred Washington	1986-89
George Washington	1974-75
John Washington	1993-96
L. B. Washington	1981-84
Stanley Washington	1979-82
Johnny Washmon	1924-26
H. H. Watson	1903
Landyn Watson	2022
Justin Watts	2005-08
W.T. Watts	1898
Sam Weatherford	1942
Greg Webb	1968-71
Ronnie Webb	1972-73
Billy Weems	1991
Pro Wells	2019-20
Vernon Wells	1975-76
Ed Wesley	2009-11
Rico Wesley	1990-93
Steve Wesley	2015-16
Royal West	1991-94
Richard Westbrook	1965
Marty Whelan	1967-69
Allie White	1936-38
Bob White	1953
Cam White	2011-13
Hudson White	2022
Desmon White	2014-17
Godfrey White	1994-96
Kevin White	2011-14
Marvin White	2005-06
Quazzel White	2018-20
Gary Whitman	1971-73
Paul Whitmill	2014-16
Dan Wilde	1949-50
Jared Wiley	2022
Dean Wilkerson	1968-70
Jeff Wilkinson	1990-92
Ward Wilkinson	1936-38
Bernard Williams	1925-27
Brandon Williams	2001-03
Charlie Williams	1937-39
Chris Williams	1982
DeJuan Williams	2004
Derryl Williams	1994-95
Dominic Williams	2022
Fred Williams	1978-79
Jake Williams	1926-28
Jarracea Williams	2004-06
Jess Williams	1985-88
Joe Williams	1954-56
John Williams	1996
Kyle Williams	1996-99
Lance Williams	1995-98
Lee Williams	1974
Lionel Williams	1980-81
Lynwood Williams	1982
Malcolm Williams	2009-10
Marcus Williams	2022
Morgan Williams	1951-53
O'Day Williams	1954-56
Porter Williams	1964-66
Raymond Williams	1977
Ricky Williams	1962-63
Russell Williams	2014
Savion Williams	2020-22
Scott Williams	1980-82
Steve Williams	1978-79
Taj Williams	2016-17
Terran Williams	2000-02
Troy Williams	1995
Willie Williams	1977, '79-81
Lee Willie	1916
Billy Willingham	1948-50
Frank Willis	1982-83
Chuck Wills	1993-94

ROGERS TROPHY WINNERS

The TCU MVP Award is named in honor of Dan Rogers, a very successful TCU graduate and former TCU trustee. He gave his first MVP ring in 1925.

1925	Herman Clark, QB	1992	Tony Rand, CB
1926	Rags Matthews, E	1993	Royal West, DT
1927	Merlin Toler, HB	1994	Barret Robbins, C
1928	Howard Grubbs, QB	1995	Michael Reeder, PK
1929	Mike Brumbelow, G	1996	Ryan Tucker, C
1930	Noble Atkins, C	1997	Scott Taft, LB
1931	Harlos Green, FB	1998	Joseph Phipps, LB
1932	Johnny Vaught, G	1999	LaDainian Tomlinson, TB
1933	Charley Casper, HB	2000	LaDainian Tomlinson, TB
1934	Darrell Lester, C	2001	Adrian Madise, WR
1935	Jimmy Lawrence, HB	2002	LaMarcus McDonald, LB
1936	Sam Baugh, QB	2003	Nick Browne, PK
1937	Mason Mayne, G		Bo Schobel, DE
1938	Davey O'Brien, QB	2004	Cory Rodgers, WR
1939	Durward Horner, E	2005	Jeff Ballard, QB
1940	Bobby Sherrod, G	2006	Jeff Ballard, QB
1941	Bill Crawford, G	2007	Chase Ortiz, DE
1942	Bruce Alford, E	2008	Jerry Hughes, DE
1943	Clyde Flowers, T	2009	Jerry Hughes, DE
1944	James Cooper, C	2010	Andy Dalton, QB
1945	Harry Mullins, E	2011	Casey Pachall, QB
1946	Fred Taylor, E	2012	Jason Verrett, CB
1947	Carl Knox, HB	2013	Jason Verrett, CB
1948	Lindy Berry, QB	2014	Trevone Boykin, QB
1949	Don Narrell, T	2015	Trevone Boykin, QB
1950	Max Eubank, C	2016	Kyle Hicks, RB
1951	Keith Flowers, LB	2017	Travin Howard, LB
1952	Wayne Martin, E	2018	Jalen Reagor, WR
1953	Morgan Williams, G	2019	Garret Wallow, LB
1954	Johnny Crouch, E	2020	Trevon Moehrig, S
1955	Bryan Engram, E	2021	Max Duggan, QB
1956	Chuck Curtis, QB	2022	Max Duggan, QB
1957	Jim Shofner, HB		
1958	Dale Walker, C		
1959	Jack Spikes, FB		
1960	Bob Lilly, T		
1961	Sonny Gibbs, QB		
1962	Tommy Joe Crutcher, FB		
1963	Steve Garmon, G		
1964	Jim Fauver, HB		
1965	Larry Perry, DE		
1966	John Richards, DE		
1967	Cubby Hudler, DB		
1968	Larry Adams, DT		
1969	Linzy Cole, FL		
1970	Bob Creech, DE		
1971	Steve Judy, QB		
1972	Mike Luttrell, HB		
1973	Gary Whitman, LB		
1974	Terry Drennan, DB		
1975	Lee Cook, QB		
1976	Mike Renfro, WR		
1977	Mike Renfro, WR		
1978	Marshall Harris, DT		
1979	Steve Barnes, SS		
1980	Bobby Stewart, WR		
1981	Steve Stamp, QB		
1982	Joe Hines, LB		
1983	Kyle Clifton, LB		
1984	Kenneth Davis, RB		
1985	WC Nix III, C		
1986	WC Nix III, C		
1987	David Spradlin, DE		
1988	Falanda Newton, DB		
1989	Fred Washington, DT		
1990	Jason Cauble, LB		
1991	Roosevelt Collins, DE		

