

APPSTATE

2022 BASEBALL GAME NOTES



@ Campbell	Feb. 18-20	5 p.m. / 3 p.m. / 1 p.m.
Buies Creek, N.C.	Jim Perry Stadium	ESPN+ / NA / ESPN+

NCAA Regionals: 1973, 1984, 1986, 2012
Conference Champions: 1973, 1984, 1985, 1986, 1987, 2012

@appstatesports
@AppBaseball

AppStateSports
AppStateBaseball

@appstatesports
@AppBaseball



APP STATE (21-31 in 2021; 11-10 in SBC)
Location: Boone, N.C. **Nickname:** Mountaineers
Head Coach: Kermit Smith (6th season - Pfeiffer University, 2000)

AT



CAMPBELL (37-18 in 2021; 28-9 in Big South)
Location: Buies Creek, N.C. **Nickname:** Fighting Camels
Head Coach: Justin Haire (6th season - Henderson State, 2007)

PROBABLE PITCHING MATCHUPS

Game 1 App State - LHP Tyler Tuthill 2021: 4-6, 3.32 ERA, 89.1 IP, 76 Ks, 43 BBs	Campbell - RHP Thomas Harrington 2021: 3-5, 3.45 ERA, 75.2 IP, 75 Ks, 28 BBs
Game 2 App State - RHP Xander Hamilton 2021 VT: 0-0, 4.76 ERA, 5.2 IP, 6 Ks, 6 BBs	Campbell - RHP Cade Kuehler 2021: 5-2, 3.89 ERA, 44.0 IP, 41 Ks, 22 BBs
Game 3 App State - RHP Jason Cornatzer 2021: 1-2, 7.71 ERA, 16 APPs, 40 Ks, 15 BBs	Campbell - RHP Aaron Rund 2021: 2-0, 5.97 ERA, 31.2 ERA, 32 Ks, 10 BBs

2022 SCHEDULE

DATE:	OPPONENT:	RESULT:
Feb. 18	@ Campbell	
Feb. 19	@ Campbell	
Feb. 20	@ Campbell	
Feb. 22	@ Duke	
Feb. 25	@ UNCG	
Feb. 26	@ UNCG	
Feb. 27	@ UNCG	
March 1	South Carolina	
March 4	UNCW	
March 5	UNCW	
March 6	UNCW	
March 8	Davidson	
March 11	Charlotte	
March 12	Charlotte	
March 13	Charlotte	
March 15	NC A&T	
March 18	Georgia Southern*	
March 19	Georgia Southern*	
March 20	Georgia Southern*	
March 22	North Carolina	
March 25	Little Rock*	
March 26	Little Rock*	
March 27	Little Rock*	
March 29	UNC Ash.	
April 1	Texas State*	
April 2	Texas State*	
April 3	Texas State*	
April 5	ETSU	
April 8	South Alabama*	
April 9	South Alabama*	
April 10	South Alabama*	
April 12	High Point	
April 14	Coastal Carolina*	
April 15	Coastal Carolina*	
April 16	Coastal Carolina*	
April 19	Wake Forest	
April 22	ULM*	
April 23	ULM*	
April 24	ULM*	
April 26	Davidson	
April 29	Louisiana*	
April 30	Louisiana*	
May 1	Louisiana*	
May 3	ETSU	
May 6	Georgia State*	
May 7	Georgia State*	
May 8	Georgia State*	
May 13	UT Arlington*	
May 14	UT Arlington*	
May 15	UT Arlington*	
May 17	Wake Forest	
May 19	Troy*	
May 20	Troy*	
May 21	Troy*	

* Denotes Sun Belt Conference game

2021 STARTING POSITION PLAYERS RETURNING

Pos.	Name	Class	2021 Stats
2B	Luke Drumheller	Jr.	.289, 39 RBI, 10 doubles, 58 hits, 5 HR
C	Hayden Cross	Jr.	.236, 10 RBI, 3 doubles, 25 hits, 1 HR
UTL	Andrew Terrell	Jr.	.225, 15 RBI, 5 doubles, 31 hits, 1 HR
RF/RHP	Phillip Cole	Jr.	.204, 21 RBI, 11 doubles, 30 hits, 2 HR

2021 PRIMARY POSITION RESERVES RETURNING

Pos.	Name	Class	2021 Stats
UTL	Andrew Greckel	Grad.	.197, 5 RBI, 4 doubles, 12 hits, 1 HR
C	Carson Arnold	So.	.043, 2 RBI, 0 doubles, 2 hits, 0 HR
OF	Dalton Williams	Sr.	.167, 9 RBI, 1 double, 10 hits, 2 HR

2021 STARTING PITCHERS RETURNING

R/L	Name	Class	2021 Stats
LHP	Tyler Tuthill	Jr.	4-6, 3.32 ERA, 89.1 IP, 76 Ks, 43 BBs
RHP	Jason Cornatzer	R-Sr.	1-2, 7.71 ERA, 16 APPs, 40 Ks, 15 BBs
RHP	Trey Tujetsch	So.	1-6, 9.86 ERA, 42.0 IP, 38 Ks, 20 BBs

2021 RELIEVERS RETURNING

R/L	Name	Class	2021 Stats
LHP	Eli Elington	R-Jr.	3-0, 3.50 ERA, 26 APPs, 52 Ks, 17 BBs
RHP	Shane Roberts	R-Sr.	1-1, 5.51 ERA, 15 APPs, 15 Ks, 11 BBs
RHP	Cy Smith	So.	0-1, 11.25 ERA, 14APPs, 13 Ks, 17 BBs
RHP	Austin Primm	Jr.	0-0, 12.91 ERA, 8 APPs, 8 Ks, 5 BBs
RHP	Jeriah Henry	Jr.	0-0, 27.00 ERA, 5 APPs, 6 Ks, 5 BBs

NEWCOMERS (FRESHMEN)

Pos.	Name	Hometown/Previous School
OF	RJ Johnson	Franklinton, N.C./Kerr-Vance Academy HS
RHP	Seth Whitley	Maiden, N.C./North Lincoln HS
C	Braxton Church	North Wilkesboro, N.C./West Wilkes HS

NEWCOMERS (TRANSFERS)

Pos.	Name	Class	Hometown/Previous School
INF	Alex Aguila	Jr.	Hialeah, Fla./VCU&Hillsborough CC
INF/RHP	Austin St. Laurent	R-Fr.	Elon, N.C./East Carolina
C	Jacob Whitley	Grad.	Clemmons, N.C./UNCC
RHP/UTL	Xander Hamilton	So.	Raleigh, N.C./Virginia Tech
INF/RHP	Alex Reed	Jr.	Chester, S.C./Brunswick CC
RHP	Trey Jernigan	Grad.	Greenville, N.C./UNCA
OF	Dylan Rogers	So.	Spartanburg, S.C./Kentucky&Chattahoochee Valley CC
RHP	Cameron Carter	So.	Naylor, Ga./Seminole State CC
RHP	Caleb Cross	So.	Sanford, N.C./UNCA
RHP/INF	Grey LaSpaluto	So.	Gardner-Webb/Chattanooga State CC

NEWCOMERS (WALKON)

Pos.	Name	Class	Hometown/Previous School
RHP	Jordan Fisher	Fr.	Denver, N.C./East Lincoln HS

STORYLINES

ABOUT THE MOUNTAINEERS



- App State trails in the all-time series meeting record against Campbell 4-9-1 dating back to 1980. Campbell won the last meeting 9-4 back in 2016 in Boone, North Carolina.
- App State finished 11-10 in Sun Belt Conference regular-season games last season to post the sixth-best record in the 12-team league. It was the program's first winning record and the best Sun Belt finish since joining the league in 2015.
- The Mountaineers also earned their first-ever Sun Belt tourney win in 2021 with a 1-0 victory against Texas State, shortly after they closed the regular season with a series win against league-champion South Alabama.
- Only four of the defensive starting nine from the final pool-play game against Louisiana returned. Of the returnees, the Black and Gold welcomed back all-conference honorees **Tyler Tuthill** and **Luke Drumheller**.
- Both **Tyler Tuthill (SP)** and **Luke Drumheller (2B)** were named **Preseason All-Sun Belt** for the 2022 season. App State was one of only four Sun Belt squads with at least two preseason all-conference honorees to be named. Tuthill was also named to the **Perfect Game USA's All-Conference Team** for the conference.
- **Andrew Greckel** (No. 25/2022), **Austin St. Laurent** (No. 15/2023) and **RJ Johnson** (No. 5/2024) all earned top Sun Belt prospect recognition from D1Baseball.
- App State was picked to finish 10th in the Sun Belt's Preseason Coaches Poll.
- The Black and Gold reload and welcome a total of 14 newcomers, consisting of three freshmen, 10 transfers and a walk-on.
- Thirty-seven of the 54 scheduled games in 2022 for App State are set to take place in the state of North Carolina, including games against 11 different North Carolina institutions. Six of App State's 2022 opponents qualified for the 2021 NCAA tournament.
- With the Sun Belt ranking as a top-10 league (out of 31 Division I conferences) in each of **Kermit Smith's** first five seasons, the Mountaineers are 32-33 in their last 65 Sun Belt regular-season games after winning just nine times in 45 Sun Belt regular season tries during Smith's first year and a half rebuilding the program.
- Three times in the last five seasons, one of pitching coach **Justin Aspegren's** pitchers was picked in the top 13 rounds of the MLB draft. **Jack Hartman**, the 2020 closer, was a fourth-round pick of the **Pittsburgh Pirates** in 2020.
- The Mountaineers have posted a team fielding percentage ranking inside the top 10 in program history during all five years of defensive coach **Britt Johnson's** tenure. The 2021 team had a fielding percentage of .976, a program record for a full season, after recording a .981 percentage during a 2020 season cut short by the coronavirus (COVID-19) pandemic just after 17 games.
- For the sixth time in the last nine semesters, App State baseball posted a **3.0+ team GPA**.
- **Beaver Field at Jim and Bettie Smith Stadium** was named the **Ultimate AstroTurf Fan Favorite D1 Baseball Field**, beating out Power Five institutions Pittsburgh and Washington State.
- 2022 will be the 10-year anniversary of the **2012 SoCon Regular-Season Champs** and the **Charlottesville Regional** squad.
- App State had two alums playing in the Major Leagues this past MLB season: **San Francisco Giants** outfielder **Jaylin Davis** (App State from 2013-15) and a **Tampa Bay Rays** left-handed pitcher **Jeffrey Springs** (App State from 2012-15).

- **Dusty Blake**, former pitcher (1999-2003), graduate and hitting coach for App State, helped lead the **St. Louis Cardinals** to a 2021 Wild Card berth as a Major League Pitching Strategist.
- Both head coach **Kermit Smith** and **Dusty Blake** were recently inducted into the Lander Athletics Hall of Fame.

ABOUT THE CAMELS



- Campbell leads the all-time series meeting record against App State 9-4-1, which dates back to 1980. The Fighting Camels won the last meeting (2016) between the two squads 9-4 in Boone, North Carolina.
- Campbell won its third-straight Big South regular season crown in 2021.
- Despite falling in the Big South conference championship to Presbyterian, the Fighting Camels earned their first-ever at-large bid into the College World Series last season. Campbell went 2-2 in the Big South tournament and finished with an RPI of 37 to earn a trip to the Starkville Regional as the No. 3 seed.
- Campbell would advance to its second-consecutive regional final with a 19-10 win over VCU, but its season ultimately came to an end following a 6-5 loss to No. 7 and eventual College World Series Champion Mississippi State.
- The full weekend rotation from last season (Thomas Harrington (RHP), Ryan Chasse (LHP), Cade Kuehler (RHP) along with 2021 Big South Player of the Year Zach Neto (SS) have all returned to the 2022 roster. Head coach Justin Haire was named the 2021 Big South Coach of the Year.
- Kuehler ranks at No. 90 in the 2023 MLB Draft Prospects by Prospects Live.
- In 2022, 16 newcomers (seven freshmen, nine transfers) will work to offset 18 departures from last season's squad.
- Campbell checked in at No. 29 in the first 2022 preseason poll, the Fabulous 50 released by Collegiate Baseball. Campbell's second preseason top 30 ranking came by the way of Perfect Game USA, No. 28.
- The Fighting Camels were picked to win the Big South for the fourth-straight preseason poll as voted on by the league's coaches.
- Additionally, Zach Neto was picked as the 2022 Preseason Player of the Year and Thomas Harrington was tabbed the Preseason Pitcher of the Year. Neto was ranked as the third-best shortstop in D1Baseball's Top 50 SS rankings and named second team All-American by Perfect Game USA.
- Zach Neto and Connor Denning (OF) were also tabbed as Third-Team Preseason All-Americans by Collegiate Baseball.
- Bryce Arnold was also named as a top 50 third baseman by D1Baseball, coming in at No. 42.

2022 ROSTER

NUMERICAL

NO.	NAME	POS	HT	WT	CLASS	HOMETOWN	HIGH SCHOOL (COLLEGE)
2	RJ Johnson	OF	5-9	176	Fr.	Franklinton, N.C.	Kerr-Vance Academy
3	Andrew Terrell	UTL	5-10	168	Jr.	Franklin, N.C.	Franklin
4	Luke Drumheller	INF	6-1	198	Jr.	Charlotte, N.C.	Olympic
5	Alex Aguila	INF	5-7	168	Jr.	Hialeah, Fla.	Elite Squad Academy (VCU/Hillsborough CC)
6	Carson Arnold	C	5-11	188	So.	Moorestville, N.C.	Lake Norman
7	Austin St. Laurent	INF/RHP	5-11	188	R-Fr.	Elon, N.C.	Western Alamance (East Carolina)
8	Jacob Whitley	C	6-2	190	Grad.	Clemmons, N.C.	West Forsyth (UNCC)
9	Hunter Bryson	OF	5-11	190	R-Fr.	Charlotte, N.C.	Providence
10	Cameron Kepley	RHP	6-2	185	R-Sr.	Midland, N.C.	Central Cabarrus
14	Cy Smith	RHP	5-11	200	So.	Lenoir, N.C.	West Caldwell
17	Andrew Greckel	UTL	5-10	182	Grad.	Acworth, Ga.	North Cobb (Chattahoochee Valley CC)
18	Xander Hamilton	RHP/UTL	6-3	216	So.	Raleigh, N.C.	Needham B. Broughton (Virginia Tech)
19	Dalton Williams	OF	6-1	207	Sr.	Dallas, N.C.	North Gaston
21	Tyler Tuthill	LHP	6-2	215	Jr.	Clayton, N.C.	Pro5 Baseball Academy
22	Seth Whitley	RHP	6-2	179	Fr.	Maiden, N.C.	North Lincoln HS
24	Alex Reed	INF	6-0	205	Jr.	Chester, S.C.	Lewisville (Brunswick CC)
25	Trey Jernigan	RHP	6-1	197	Grad.	Greenville, N.C.	North Pitt (UNCA)
26	Jason Cornatzer	RHP	6-5	182	R-Sr.	Waxhaw, N.C.	Marvin Ridge
27	Braxton Church	C	5-9	172	Fr.	North Wilkesboro, N.C.	West Wilkes
28	Dylan Rogers	OF	6-1	206	So.	Spartanburg, S.C.	Dorman (Kentucky/Chattahoochee Valley CC)
29	Eli Ellington	LHP	6-4	228	R-Jr.	Charlotte, N.C.	Covenant Day (Gulf Coast State C.C./Charlotte)
30	Shane Roberts	RHP	6-0	209	R-Sr.	Jupiter, Fla.	Dwyer (Palm Beach State/South Carolina)
33	Austin Primm	RHP	6-3	245	Jr.	Dallas, N.C.	North Gaston
34	Phillip Cole	OF/RHP	6-1	217	Jr.	Burlington, N.C.	Western Alamance
35	Hayden Cross	C	5-11	192	Jr.	Sanford, N.C.	Southern Lee
36	Cameron Carter	RHP	5-11	196	So.	Naylor, Ga.	Naylor, Ga (Seminole State CC)
37	Caleb Cross	RHP	6-2	177	So.	Sanford, N.C.	Western Alamance (UNCA)
38	Trey Tujetsch	RHP	5-9	163	So.	Fort Mill, S.C.	Ardrey Kell (South Carolina)
40	Vasili Kaloudis	INF	6-0	190	So.	Charlotte, N.C.	Ardrey Kell
42	Jeriah Henry	RHP	6-2	200	Jr.	Lake Wales, Fla.	Lake Wales (Lawson State CC)
44	Grey LaSpaluto	RHP/INF	5-10	162	So.	Apex, N.C.	Apex Friendship (Gardner-Webb/Chattanooga State CC)
46	Jordan Fisher	RHP	6-4	188	Fr.	Denver, N.C.	East Lincoln

COACHES

1	Kermit Smith: Head coach, sixth season	Pfeiffer University, 2000
	Justin Aspegren: Assistant coach (pitching), seventh season	UC Santa Barbara, 2007
23	Britt Johnson: Assistant coach (defense), sixth season	East Carolina, 2007
31	Ryan Smoot: Volunteer assistant coach, second season	VMI, 2019

PRONUNCIATION GUIDE

Appalachian app-uh-LATCH-in

Alex Aguila	Ag-U-la
Justin Aspegren	AS-puh-grin
Jason Cornatzer	CORE-nats-ur
Luke Drumheller	Drum-HELL-er
Andrew Greckel	Greck-ULL
Jeriah Henry	Juh-RYE-uh
Vasili Kaloudis	Va-SEAL-lee Ca-LOW-dis
Cameron Kepley (hometown)	Mid-LAND (not mid-LUND)
Grey LaSpaluto	La-spa-LU-toe
Austin St. Laurent	Saint Lure-AUNT
Andrew Terrell	TEAR-ull
Tyler Tuthill	TUT-hill
Trey Tujetsch	Two-ISH

BY POSITION

PITCHERS (15 RHP, 2 LHP)

7	Austin St. Laurent	RHP
10	Cameron Kepley	RHP
14	Cy Smith	RHP
18	Xander Hamilton	RHP
21	Tyler Tuthill	LHP
22	Seth Whitley	RHP
25	Trey Jerigan	RHP
26	Jason Cornatzer	RHP
29	Eli Ellington	LHP
30	Shane Roberts	RHP
33	Austin Primm	RHP
34	Phillip Cole	RHP
36	Cameron Carter	RHP
37	Caleb Cross	RHP
38	Trey Tujetsch	RHP
42	Jeriah Henry	RHP
44	Grey LaSpaluto	RHP
46	Jordan Fisher	RHP

CATCHERS (4)

6	Carson Arnold	R/R
8	Jacob Whitley	R/R
27	Braxton Church	L/R
35	Hayden Cross	L/R

INFELDERS (6)

4	Luke Drumheller	L/R
5	Alex Aguila	S/R
7	Austin St. Laurent	R/R
24	Alex Reed	L/R
40	Vasili Kaloudis	L/R
44	Grey LaSpaluto	R/R

OUTFIELDERS (5)

2	RJ Johnson	L/L
9	Hunter Bryson	R/R
19	Dalton Williams	L/R
28	Dylan Rogers	L/L
34	Phillip Cole	R/R

UTILITY (3)

3	Andrew Terrell	R/R
17	Andrew Greckel	L/R
18	Xander Hamilton	L/R

**2022 QUICK FACTS****GENERAL INFORMATION**

Name Appalachian State University
Location Boone, N.C.
Founded 1899
Enrollment 20,641
Nickname Mountaineers
Colors Black and Gold
Affiliation NCAA Division I
Conference Sun Belt
Chancellor Dr. Sheri N. Everts
Director of Athletics Doug Gillin
Stadium Beaver Field at Jim and Bettie Smith (827)
Dimensions LF - 335, LC - 385, CF - 405, RC - 385, RF - 330
Press Box Phone 828-262-2016
Sports Information Contact Shane Harvell
SID cell phone 336-848-5598
SID email Harvellsm@appstate.edu

COACHING STAFF

Head Coach Kermit Smith
Season at Appalachian State Sixth
Alma Mater Pfeiffer University, 2000
Record at Appalachian State 92-141 (42-70 Sun Belt)
Career Record 563-500-1
Assistant Coaches
 Justin Aspegren, Seventh season (UC Santa Barbara, 2007)
 Britt Johnson, Sixth season (East Carolina, 2007)
 Ryan Smoot, Second season (VMI, 2019)

TEAM INFORMATION

2021 Overall Record 21-31
2021 Sun Belt Record/Finish 11-10/4th in Sun Belt East
2021 Postseason 1-1 in SBC Tourney
Position Starters Returning/Lost 4/4
Starting Pitchers Returning/Lost 3/1
Newcomers 14

WHEN REFERENCING APPALACHIAN STATE, PLEASE USE:

App State
 Appalachian State University
 Appalachian State
 Appalachian
 Mountaineers
 Apps
 Pronunciation: app-uh-LATCH-in

PLEASE DO NOT USE:

ASU
 Appy State
 Appy
 Pronunciation: app-uh-LAY-shun

APP STATE OFFICIAL MARKS

Primary (Block A)



Secondary (Victory Yosef)

**2021 STARTING POSITION PLAYERS RETURNING**

Pos.	Name	Class	2021 Stats
2B	Luke Drumheller	Jr.	.289, 39 RBI, 10 doubles, 58 hits, 5 HR
C	Hayden Cross	Jr.	.236, 10 RBI, 3 doubles, 25 hits, 1 HR
UTL	Andrew Terrell	Jr.	.225, 15 RBI, 5 doubles, 31 hits, 1 HR
RF/RHP	Phillip Cole	Jr.	.204, 21 RBI, 11 doubles, 30 hits, 2 HR

2021 PRIMARY POSITION RESERVES RETURNING

Pos.	Name	Class	2021 Stats
UTL	Andrew Greckel	Grad.	.197, 5 RBI, 4 doubles, 12 hits, 1 HR
C	Carson Arnold	So.	.043, 2 RBI, 0 doubles, 2 hits, 0 HR
OF	Dalton Williams	Sr.	.167, 9 RBI, 1 double, 10 hits, 2 HR

2021 STARTING PITCHERS RETURNING

R/L	Name	Class	2021 Stats
LHP	Tyler Tuthill	Jr.	4-6, 3.32 ERA, 89.1 IP, 76 Ks, 43 BBs
RHP	Jason Cornatzer	R-Sr.	1-2, 7.71 ERA, 16 APPs, 40 Ks, 15 BBs
RHP	Trey Tujetsch	So.	1-6, 9.86 ERA, 42.0 IP, 38 Ks, 20 BBs

2021 RELIEVERS RETURNING

R/L	Name	Class	2021 Stats
LHP	Eli Elington	R-Jr.	3-0, 3.50 ERA, 26 APPs, 52 Ks, 17 BBs
RHP	Shane Roberts	R-Sr.	1-1, 5.51 ERA, 15 APPs, 15 Ks, 11 BBs
RHP	Cy Smith	So.	0-1, 11.25 ERA, 14 APPs, 13 Ks, 17 BBs
RHP	Austin Primm	Jr.	0-0, 12.91 ERA, 8 APPs, 8 Ks, 5 BBs
RHP	Jeriah Henry	Jr.	0-0, 27.00 ERA, 5 APPs, 6 Ks, 5 BBs

NEWCOMERS (FRESHMEN)


Pos.	Name	Hometown/Previous School
OF	RJ Johnson	Franklinton, N.C./Kerr-Vance Academy HS
RHP	Seth Whitley	Maiden, N.C./North Lincoln HS
C	Braxton Church	North Wilkesboro, N.C./West Wilkes HS

NEWCOMERS (TRANSFERS)

Pos.	Name	Class	Hometown/Previous School
INF	Alex Aguila	Jr.	Hialeah, Fla./VCU&Hillsborough CC
INF/RHP	Austin St. Laurent	R-Fr.	Elon, N.C./East Carolina
C	Jacob Whitley	Grad.	Clemmons, N.C./UNCC
RHP/UTL	Xander Hamilton	So.	Raleigh, N.C./Virginia Tech
INF	Alex Reed	Jr.	Chester, S.C./Brunswick CC
RHP	Trey Jernigan	Grad.	Greenville, N.C./UNCA
OF	Dylan Rogers	So.	Spartanburg, S.C./Kentucky&Chattahoochee Valley CC
RHP	Cameron Carter	So.	Naylor, Ga./Seminole State CC
RHP	Caleb Cross	So.	Sanford, N.C./UNCA
RHP/INF	Grey LaSpaluto	So.	Gardner-Webb/Chattanooga State CC

NEWCOMERS (WALKON)

Pos.	Name	Class	Hometown/Previous School
RHP	Jordan Fisher	Fr.	Denver, N.C./East Lincoln HS



APP STATE BASEBALL MEDIA GUIDE

2022





THIS IS APP STATE BASEBALL

THIS IS APP STATE



JIM AND BETTIE SMITH STADIUM

A MODERN FIELD OF DREAMS

Located atop of App State's campus off of Bodenheimer Drive, Beaver Field at Jim and Bettie Smith Stadium has been the home of App State Baseball since 2007.

Most recently and before the 2020 season, a new AstroTurf Diamond Series playing surface, a new black wall padding, a fan deck in right-center field and new dugout benches were added, helping Smith Stadium win the Ultimate AstroTurf Fan Favorite D1 honors in August 2021.


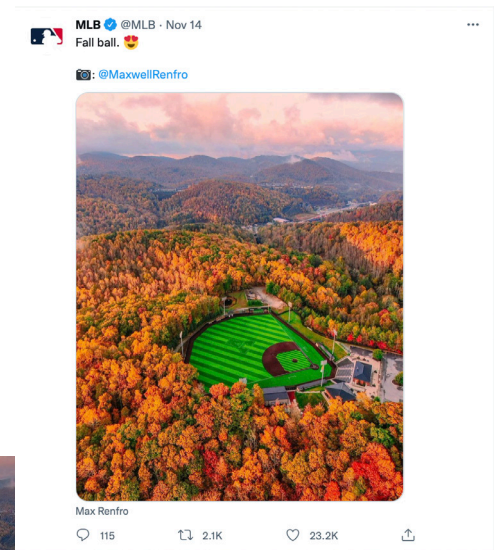
Max Renfro's viral drone shot of fall foliage surrounding Smith Stadium garnered nearly a million combined views and interactions on App State's baseball social platforms alone.

The stadium was also featured on the official MLB social networks and a MLB.com story that declaring "Appalachian State's baseball stadium is paradise."

Before the 2019 season, Adirondack chairs accompanying fire pits down

the first-base line were a part of a new viewing area for fans, and the pre-season installation of TrackMan Baseball technology now provides App State's coaches and players with valuable hitting, pitching and other analytics.

Amenities include the Beaver Clubhouse, the Don and Pat Phillips Indoor Hitting and Pitching Facility, chairback seating for 827 fans, fire pits with Adirondack chairs and a Fan Deck with more Adirondack chairs behind the wall in right-center field. On April 16, 2013, a record-setting crowd of 1,116 witnessed the Mountaineers battle Georgia Southern.





THIS IS APP STATE BASEBALL

10-YEAR ANNIVERSARY OF THE CHARLOTTESVILLE REGIONAL SQUAD

THIS IS APP STATE

“We knew that team had a chance to be really good,” former head coach Chis Pollard said. “That (was) when you said, ‘This could be something.’”

‘That ... something’ appeared down in Baton Rouge, Louisiana, as App State turned heads just five games into the season by dazzling 10,611 fans with a 1-0 shutout victory at No. 7 LSU.

In the rubber match game three of the series against the ranked Tigers, the Mountaineers dominated 11-1 to take the series. On the trip back to Boone, App State was greeted by a police escort from Blowing Rock into Boone as fans waited to celebrate the team’s arrival.

App State would also defeat Duke twice, 6-4 and 6-3, and record six series sweeps throughout the 2012 campaign. The Black and Gold posted a 21-9 record in league play (SoCon) and an overall record of 38-14 heading into the 2012

SoCon Tournament. The Mountaineers needed a 5-4 come-from-behind victory on the road at Western Carolina to clinch the SoCon Regular Season title, earning the No. 1 seed in the conference tournament.

Despite not winning the conference tournament, App State earned an at-large bid into the NCAA Tournament as the No. 3 seed in the Charlottesville Regional, hosted by Virginia. The Charlottesville Regional consisted of Virginia (38-17-1), Oklahoma (38-22), App State (39-16) and Army (41-13).

The Black and Gold opened the regional with wins over both Oklahoma (5-4) and Virginia (6-5) in a double elimination format, advancing to the regional championship matchup. The win over No. 15 Virginia was App State’s fourth of the season over a nationally ranked team. Prior to 2012 season, the Mountaineers had only one win over nationally ranked opponents since

1982. App State would drop back-to-back games to the Sooners ending their storied run, winning a program-best 41 games.

The Mountaineers gained even more national spotlight during 2012 with a No. 24 ranking by Baseball America, the first and highest top-25 recognition in any major college baseball poll in program history.

Six players from the 2012 squad earned all-conference honors, Ryan Arrowood, Will Callaway, Daniel Kassouf, Hector Crespo, Tyler Tewell and Tyler Zupcic.

Kassouf, Arrowood and Ryan Hyatt still hold three separate single-season records in program history. Kassouf sits atop the single-season home run leaderboard with 17, Arrowood recorded a program single-season high of 93 strikeouts and Hyatt produced a school record single-season mark of 16 saves.



THIS IS APP STATE BASEBALL

SOUTHERN CONFERENCE REGULAR SEASON CHAMPIONSHIPS

1973, 1984[^], 1985[^], 1986[^], 1987[^] AND 2012

[^]NORTH DIVISION *TOURNAMENT CHAMPIONS

NCAA REGIONAL APPEARANCES

1973, 1984, 1986 AND 2012

Game 1 Recap:

CHARLOTTESVILLE, Va. — Ryan Arrowood took a no-hitter into the seventh inning, the bottom three hitters in Appalachian State University's batting order combined to go 7-for-10 and the Mountaineers' bullpen didn't let a 5-1 ninth-inning lead completely dissipate in Appalachian's 5-4 win over Oklahoma in the opening round of the 2012 NCAA Division I Baseball Championship's Charlottesville Regional on Saturday night at Davenport Field.

With its first NCAA postseason victory since 1973, Appalachian (40-16) moves on to play host and top-seeded Virginia (39-17-1) on Sunday at 3 p.m. No. 2-seed Oklahoma (38-23) plays Army (41-14) in an elimination game on Sunday at 11 a.m.

Arrowood was the hero of the Mountaineers' first regional triumph in 14,252 days. The right-handed senior had his no-hitter broken up on Caleb Bushyhead's single up the middle with one out in the seventh and left the ballgame after Evan Mistach singled through the left side with two outs in the bottom of the eight to plate the only run the Sooners would manage against Arrowood, cutting the Mountaineer lead to 3-1.

Oklahoma only managed two real threats in 7.2 innings against Arrowood and sterling defensive plays squelched both opportunities. With the Mountaineers up 2-0 in the sixth, Arrowood hit two batters to put the tying run on base with one out and All-Big XII center fielder Max White coming to the plate. White ripped a 2-1 pitch into left field but Preston Troutman made a spectacular running catch just a few feet in front of the left-field wall then turned and fired the ball back into the infield to keep the runners on first and second. Two pitches later, Mistach

grounded out to keep the 2-0 lead and no-hitter intact.

Appalachian extended the lead to 3-0 on a sacrifice fly by Daniel Kassouf in the top of the eighth and it looked as though Arrowood would cruise through the bottom of the frame when he retired the first two batters. But with well over 120 pitches on his ledger, Arrowood issued a pair of two-out walks, pushing his pitch count to 137 and forcing head coach Chris Pollard to remove his senior ace, who walked off the field to a standing ovation from the crowd of 2,804.

Closer Nathan Hyatt replaced Arrowood and got Jack Mayfield to hit a soft fly ball into shallow right field. It looked as though the looper might fall in for a hit but right fielder Tyler Tewell made a terrific sliding catch in fair territory, his momentum carrying him into the ASU bullpen with the Apps' 3-1 lead still intact.

Appalachian tacked on a pair of insurance runs in the top of the ninth to take a seemingly safe 5-1 lead. Seniors Jeremy Dowdy and Trey Holmes led off the stanza with back-to-back doubles down the right-field line to stretch the lead to 4-1 and Holmes came home on his brother Noah's sacrifice fly to center field to make it 5-1.

ON THIS DATE

JUNE 2, 2012
vs. OKLAHOMA
NCAA REGIONAL IN CHARLOTTESVILLE, VA.

	R	H	E
	5	10	0
	4	2	4



THIS IS APP STATE



THIS IS APP STATE BASEBALL

THIS IS APP STATE

It turned out that the Mountaineers would need every bit of the insurance in the bottom of the ninth. Hyatt, Appalachian's single-season record-holder with 15 saves on the campaign, threw 11-straight balls to open the frame and loaded the bases on a pair of walks and a hit batter. Hyatt was removed from the game when he balked in a run that cut the Mountaineer advantage to 5-2.

Ryne Frankoff replaced Hyatt and allowed an RBI ground-out and a run-scoring wild pitch to cut the ASU lead to 5-4. After striking out OU leadoff hitter Erik Ross for the second out of the inning, Frankoff walked Cody Reine to bring White to the plate as the winning run. However, on a 1-1 pitch, Frankoff induced a lazy fly ball to right field that Tewell hauled in for the final out.

Despite the late drama, the story of the day was Arwood. He wound up allowing just one run on two hits over 7.2 innings, walking three and striking out nine. In the process, he moved to 11-0 on the season and became Appalachian's all-time leader in single-season (93) and career (252) strikeouts.

Trey Holmes (3-for-4, RBI, two runs), Troutman (2-for-3, sacrifice bunt) and Noah Holmes (2-for-3, two RBI, run) — Appalachian's No. 7, 8 and 9 hitters — led the Mountaineers' 10-hit attack off Oklahoma ace Jordan John (8-7).

Appalachian exploded out of the gates against Virginia on Sunday afternoon, scoring a run in the bottom of the first inning and five more in the second to take a commanding 6-0 lead.

The Mountaineers benefitted from a bit of good fortune to kickstart the six-run outburst. Leading off the game, Appalachian's Hector Crespo hit what appeared to be a routine popup to shallow left field. However, UVA shortstop Chris Taylor lost the ball in the sun and it dropped to the field. Crespo, who never stopped hustling after making contact, slid easily into second base for a leadoff double. Two batters later, Will Callaway ripped a double down the left field line to drive in Crespo and give the Apps a 1-0 advantage.

After starting pitcher Seth Grant wiggled his way out of a bases-loaded jam in the top of the second, the Mountaineer offense ripped UVA's Artie Lewicki for five hits and plated five runs to take the six-run lead. ASU cleanup hitter Daniel Kassouf delivered the biggest hit of the five-run frame, a two-run single through the right side of the infield that came after Virginia elected to walk Callaway to load the bases for Appalachian's home run and RBI leader.

From there, Appalachian certainly didn't play its sharpest baseball of the season but made enough plays to never relinquish the advantage. The Mountaineers committed four errors, issued four walks and hit two batters, were called for two run-scoring balks and had a base-running blunder that likely cost them a run. However, they also banged out 11 hits against a Virginia pitching staff that ranked 18th nationally with 8.01 hits allowed per nine innings this season and forced the Cavaliers to leave 12 men on base, including seven in scoring position.

Appalachian was particularly clutch after Virginia sliced the lead to 6-5 in the seventh inning, as the Mountaineers forced UVA to strand runners over the final three stanzas, four of which were left in scoring position.

Game 2 Recap:

CHARLOTTESVILLE, Va. — Appalachian State University baseball scored six runs in the first two innings then received clutch pitching and fielding performances the rest of the way to defeat top-seeded Virginia, 6-5, on Sunday in the NCAA Division I Baseball Championship Charlottesville Regional.

With the victory, third-seeded Appalachian (41-16) advances to Monday's regional championship round. The Mountaineers play the winner of Sunday night's losers' bracket contest between top-seeded Virginia (39-18-1) and No. 2-seed Oklahoma (39-23) on Monday at 4 p.m. If Appalachian loses Monday's first game, it will play a second game against the same opponent immediately after. Whoever prevails will advance to the Super Regional round at No. 8 national seed South Carolina (41-17), the winner of this weekend's Columbia Regional.

ON THIS DATE

JUNE 3, 2012
vs. VIRGINIA
NCAA REGIONAL IN CHARLOTTESVILLE, VA



R	H	E
5	9	2



6	11	4
---	----	---



THIS IS APPSTATE BASEBALL

The Cavaliers pulled within a run after Ryne Frankoff was called for a run-scoring balk two outs in the seventh and had two runners on base when Frankoff got out of the inning by inducing a routine fly out to right field.

Big defensive plays highlighted the Apps keeping Virginia off the board in the eighth inning. Second baseman Kevin Werman led off the eighth by smoking a hard-hit ground ball up the middle but Crespo made a spectacular diving stop to his right and recovered in time to throw out the speedy Werman for the first out of the inning. Later in the frame with a runner on first base and two outs, .380 hitter Stephen Bruno roped a double off the wall in left field. However, freshman left fielder Brandon Burris, who was only in the game because of an injury to regular starting outfielder Tyler Zupcic, hustled to the ball and got it back into the infield in time to keep Taylor from scoring the tying run. The play proved to be a game-saver when Frankoff got the next batter, Derek Fisher, to fly out to center on a 3-2 pitch for the final out of the inning.

Closer Nathan Hyatt issued a one-out walk in the ninth but got back-to-back grounders to end the frame with yet another runner in scoring position and send the Mountaineers to the regional championship.

Despite not having command of his breaking ball all afternoon, Grant gutted out six-plus innings and allowed just five runs (four earned) on six hits while striking out four to move to 7-3 on the season. Hyatt added to his own school record with his 16th save of the year.

At the plate, the bottom three hitters in Appalachian's batting order continued to be the Mountaineers' offensive catalysts. No. 7-hitter Trey Holmes led the charge by going 3-for-4 for the second-consecutive day while No. 8-hitter Preston Troutman went 2-for-4 and No. 9 Noah Holmes chipped in with a 1-for-3 effort that included an RBI single and a walk.

POST GAME NOTES:

-No. 3-seed Appalachian State (41-16) advances to the Charlottesville Regional championship round. The Mountaineers play the winner of Sunday night's losers' bracket contest between top-seeded Virginia (39-18-1) and No. 2-seed Oklahoma (39-23) on Monday at 4 p.m. If Appalachian loses Monday's first game, it will play a second game against the same opponent immediately after. Whoever prevails will advance to the Super Regional round at No. 8 national seed South Carolina (43-17), the winner of this weekend's Columbia Regional.

-Appalachian set a new school record with its 41st win of the season, breaking the previous mark of 40 set in 1986 (40-13-1).

-After going 14,252 days between NCAA postseason wins, the Mountaineers have now done won back-to-back NCAA

Tournament games.

-Appalachian moved to 4-6 all-time in the NCAA Division I Baseball Championship.

-The Mountaineers moved to 6-2 this season versus opponents from Bowl Championship Series conferences. Four of the six wins have been against nationally ranked teams.

-The win over No. 15 Virginia was Appalachian's fourth of the season over a nationally ranked team. Prior to this season, ASU had only one win over nationally ranked opponents since 1982.

-Seth Grant pitched six innings to set a new single-season school record with 100.2 innings pitched. He broke the record of 99.1 IP set less than 24 hours earlier by Ryan Arrowood during the Apps' 5-4 win over Oklahoma.

-Nathan Hyatt extended his school record with his 16th save of the season.

-Appalachian moved to 11-2 in one-run games this season. The Mountaineers have won eight-straight games decided by just one run.



THIS IS APP STATE BASEBALL

2012 ROSTER

THIS IS APP STATE

No.	Name	Pos.	B/T	Ht.	Wt.	Cl.	Hometown
1	Brandon Burris	IF	R/R	5-9	160	Fr.	Concord, N.C.
3	Nathan Hyatt	P	R/R	6-0	180	Jr.	Brevard, N.C.
4	Hector Crespo	IF	R/R	5-10	175	Jr.	Miami, Fla.
5	Will Helms	P	L/L	6-1	170	Sr.	Charlotte, N.C.
6	Josh Wilson	P	R/R	5-11	175	Jr.	Edgefield, S.C.
7	Zach Joyce	P	R/L	6-0	180	Jr.	Lexington, N.C.
8	Daniel Kassouf	IF	R/R	6-1	230	Sr.	Lexington, N.C.
10	Zack Briggs	IF	R/R	6-0	185	Sr.	Lexington, N.C.
11	Jordan Jessup	P	R/R	6-0	185	Sr.	Westfield, N.C.
13	John Kincaid	OF	L/L	6-0	175	Fr.	Charlotte, N.C.
15	Alex Leach	IF/OF	L/L	6-4	190	Fr.	Charlotte, N.C.
16	Chad Farmer	P	L/L	6-0	190	So.	Evans, Ga.
17	Rob Marcello	P	L/L	6-3	210	Jr.	Royal Palm Beach, Fla.
19	William Head	IF/OF	R/R	5-11	170	So.	Asheville, N.C.
20	Josh Zumbrook	C	R/R	6-1	195	So.	Wilkesboro, N.C.
21	Ryan Arrowood	P/OF	R/R	6-3	195	Sr.	Rutherfordton, N.C.
22	Preston Troutman	IF/OF	L/R	5-9	175	So.	Rockwell, N.C.
23	Michael Pierson	IF/P	L/R	6-0	180	Fr.	Coral Springs, Fla.
24	Jeremy Dowdy	C	R/R	6-3	215	Sr.	Raleigh, N.C.
25	David Port	P	R/R	5-10	175	Sr.	Dunwoody, Ga.
26	Trey Holmes	IF	L/L	6-1	210	Sr.	Rockwell, N.C.
28	Tyler Zupcic	OF	R/R	6-2	195	Jr.	Charlotte, N.C.
29	Tyler Jackson	P	L/L	6-4	220	Jr.	Jonesville, N.C.
30	Noah Holmes	IF	L/R	6-0	200	So.	Rockwell, N.C.
31	Tyler Tewell	C/OF	L/R	5-11	185	Jr.	Charlotte, N.C.
32	Will Callaway	IF	R/R	6-1	200	Jr.	Greenville, S.C.
34	Tyler Moore	P	R/R	6-5	200	Jr.	Banner Elk, N.C.
35	Derek Brown	C	R/R	6-0	200	Jr.	Siler City, N.C.
36	Ryne Frankoff	P	L/L	6-2	185	Jr.	Apex, N.C.
37	Jeffrey Springs	P	L/L	6-1	160	Fr.	Belmont, N.C.
40	Jamie Nunn	P	R/R	6-2	185	Fr.	Winston-Salem, N.C.
42	Seth Grant	P	R/R	6-4	215	Sr.	Etowah, N.C.

Head Coach: 14 Chris Pollard

Assistant Coaches: 2 Josh Jordan, 9 Chris Moore, 27 Craig Scheffler



THIS IS APPSTATE BASEBALL

THIS IS APP STATE


APPSTATE
BASEBALL

BY THE NUMBERS


19

BASEBALL ALL-AMERICANS


DANIEL KASSOUF (2012)




SOUTHERN CONFERENCE 100TH ANNIVERSARY TEAM



MIKE RAMSEY
FIRST-TEAM ALL-SOCON
1973, 1974, 1975



RANDY INGRAM
FIRST-TEAM ALL-SOCON
1976, 1977, 1978



SCOTT WAUGH
FIRST-TEAM ALL-SOCON
1989, 1990, 1991



THIS IS APPSTATE[®] BASEBALL

PROFESSIONAL SUCCESS



It was a memorable past year for the Mountaineers at the MLB level in 2020, as App State alums Jeffrey Springs (Boston Red Sox) and Jaylin Davis (San Francisco Giants) both played in the big leagues, while App State senior Jack Hartman became a fourth-round draft pick of the Pittsburgh Pirates and App State alum Hector Crespo helped the Miami Marlins reach the postseason as their Assistant Director of Player Development.

Three times in the last four seasons, one of assistant coach Justin Aspegren's pitchers has been picked in the top 13 rounds of the MLB Draft, with Colin Schmid being selected in the 13th round by the St. Louis Cardinals in 2018, a year after 2017 closer Matt Brill was taken in the 12th round by the Arizona Diamondbacks. Brill was a minor league All-Star in 2018.



THIS IS APPSTATE BASEBALL

#WEDNESDAYS

A FALL OF SERVICE

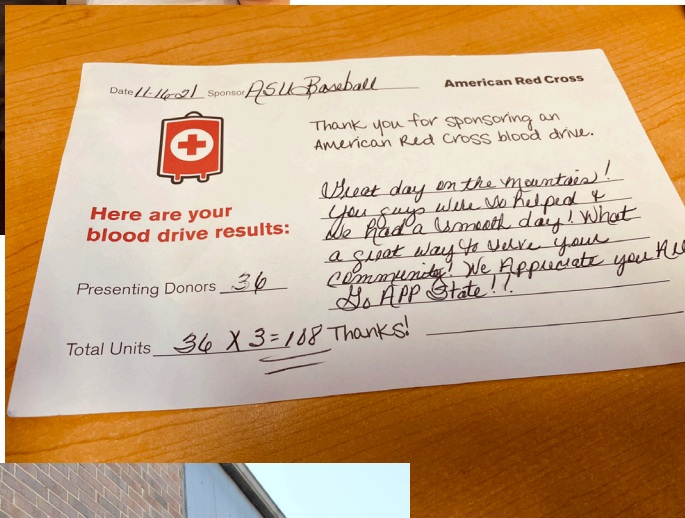
THIS IS APP STATE



"This fall, we wanted to be really intentional about the environment that we were creating with our student-athletes. In our world, we want to talk about service. We want to talk about how we are served and how we serve other people. At the core of that, I think we find gratitude and being thankful for the things we do have. When you look at the branding for WEdnesday, the capital W and the capital E, we wanted to do this."

- head coach Kermit Smith

Participated in the campus blood drive event, giving 108 units.



Lended a helping painting hand to the Hunger and Health Coalition of Boone.





THIS IS APP STATE BASEBALL

THIS IS APP STATE



Took the time to build water filters with Wine to Water for families in need across the world.

"It (WEdnesday) turned into so much more. It turned into spending time with those we were impacting and recognizing the impact that we had on those people was amazing. Our Wine to Water WEdnesday with Doc Hendley stood out to me the most. Doc Hendley stood up and gave us a phenomenal speech about who he was and what his brand represents. The biggest impact that it had on me was sitting shoulder-to-shoulder (making water filters) with my teammates and realizing that we were going to be impacting the world."

- Luke Drumheller

"The WEdnesday series was a way for me to connect with the community and my teammates. Community service is something that everyone can do. You just got to be willing to do it. The Hunger and Health Coalition one was probably the one that connected with me the most as it let me see what kind of services they provide for Boone, letting us be a little bit a part of it that day. There are so many little things that you can do for the community, but you just have to be willing to do them. Anything that you can do goes a long way."

- Trey Jernigan



Teamed up with NC Wesleyan to help safely move a lady to her new home after her house was flooded.

THIS IS APPSTATE BASEBALL

“When Jason Kuhn from Stonewall Solutions came, he talked to us and we got to learn about his experiences (as a navy seal). He has been through more in a week than I have been in my entire life. Then, getting to go out on the field and do team workout competitions with him, it just stuck with me and really showed me just how important teamwork is.”

- Hayden Cross



Partnered with Jason Khun, a former navy seal, of Stonewall Solutions to lead a team workout.



Student-athletes helping student-athletes ... placing the App State volleyball court together in Holmes Convocation Center the night before a match.

THIS IS APP STATE

CLASSROOM



3.11

FALL SEMESTER GPA

APPSTATE BASEBALL



For the sixth time in the last nine semesters, App State baseball posted a 3.0+ team GPA.



KERMIT SMITH

HEAD COACH
SIXTH SEASON
PFEIFFER, 2000

Kermit Smith, who was named the 13th head baseball coach at App State on July 14, 2016, completed his fifth season with the Mountaineers in 2021.

In 2021, App State went 11-10 in Sun Belt Conference regular season games to post the sixth-best record in the 12-team league. It was the program's first winning record and best Sun Belt finish since joining the league in 2015.

The Mountaineers also earned their first-ever Sun Belt tourney win with a 1-0 victory against Texas State, shortly after they closed the regular season with a series win against league champion South Alabama.

With the Sun Belt ranking as a top-10 league (out of 31 Division I conferences) in each of Smith's first five seasons, the Mountaineers are 32-33 in their last 65 Sun Belt regular season games after winning just nine times in 45 Sun Belt tries during Smith's first year and a half of rebuilding the program in Boone.

Playing an extremely difficult schedule — App State played 14 games last season against teams that reached an NCAA Regional — it had a winning record of 21-20 against teams outside the top 50 of the RPI.

App State was also recognized in 2021 with multiple first-team All-Sun Belt picks for the first time, tying for the second-highest total in the league. Three student-athletes received All-Sun Belt recognition.

Entering 2021, of the 28 App State players who progressed to being seniors in Smith's first four seasons, all 28 graduated. App State's cumulative GPA was at 3.10 following the 2021 spring after being a program-record 3.17 at the end of the 2020 fall.

In 2020, Smith led his team to six straight victories and nine victories over the last 10 games (with only a 15-inning loss in that stretch) to close out a





season shortened by the coronavirus (COVID-19) pandemic. The Mountaineers finished the 2020 campaign at 11-6, recording series victories over UNCG, Charleston Southern and Siena. Smith also notched his first win over a ranked Power Five opponent when App State defeated No. 24 Wake Forest 11-9 in Winston-Salem. The win was Smith's second victory over a Power Five opponent in as many years.

App State's six-game winning streak to end the season was its longest since 2012. The streak also pushed the Mountaineers to five games over .500 for the first time since 2013.

The Mountaineers, who finished No. 62 in the final RPI poll in 2020, had two hitters that batted over .300. Three times in a span of four seasons, App State had a player picked in the top 13 rounds of the MLB Draft, including Jack Hartman's fourth-round selection to the Pittsburgh Pirates in 2020.

In 2019, Smith completed his third season as the head coach of the Mountaineers, who set a program record for Sun Belt Conference victories. App State started 11-9 in league play before finishing 13-16, earning its first Sun Belt Championship tournament appearance and going 22-31 overall. That schedule included canceled road or neutral games against Gardner-Webb, North Carolina Central and Western Carolina.

With two recruiting classes in place — 32 of the 36 players on App State's roster were entering their first or second years in the program — some season highlights included a road win against Conference USA regular-season champion FAU, a three-game home sweep of then-first-place UTA, a 2-0 home weekend against ULM and a road series victory against Louisiana.

App State boasted three .300 hitters, including a team-best .337 from 2019 freshman Luke Drumheller, and 2019 freshman Tyler Tuthill tied for the team lead with six pitching victories.

The strong start to Sun Belt play followed an 8-7 run to close the league schedule in 2018. App State posted 18 overall victories after winning 19 games in Smith's debut season. A 5-2 victory against eventual NCAA qualifier Troy on April 6, 2018, gave Smith the 500th win as a college head coach, as he left both Division II Lander and Belmont Abbey as the winningest coach in the history of those programs.

With 18 newcomers on the 2018 roster and freshmen batting in the second, third and fourth

spots late in the year, App State showed promise in many areas related to pitching, hitting and defense. The team had an ERA of 4.93 (lowest since 2013), totaled 430 strikeouts from its pitching staff (third-best in program history), posted a fielding percentage of .969 (fourth-best in program history) and recorded 93 doubles (most since 2013). Its 7-4 stretch in Sun Belt play (including a road series win against ULM and road series sweep of UTA) was App State's best in four seasons as a league member.

Friday mound starter Colin Schmid was selected in the 13th round of the Major League Baseball Draft by the St. Louis Cardinals, giving App State three junior-year draft picks in Smith's two seasons with the program. Matt Brill was also taken in the first 400 picks in 2017, going in the 12th round to the Arizona Diamondbacks and Chandler Seagle was drafted by the San Diego Padres.

In Smith's first year, the Mountaineers finished with 19 wins, including a road victory against nationally ranked Louisiana. App State improved in many facets of the game in its first year under Smith, posting the most home runs and drawn walks since 2012.

Before arriving in Boone, Smith went 244-134 in seven seasons at Lander from 2010-16 and 229-225-1 in eight seasons at Belmont Abbey from 2002-09, with nine winning records in his last 10 seasons at the Division II level.

At Lander, he was the winningest coach in program history. He took the Bearcats to three NCAA tournaments over his final five years. With 16 signees overall, Smith had 12 student-athletes sign contracts with MLB affiliates while at Lander, including a program-record four in 2016.

The Bearcats advanced to the NCAA Division II College World Series in Cary twice in his last three seasons, including a second time in 2016, finishing with a 44-16 record. The Bearcats ended the season ranked No. 3 in the Collegiate Baseball poll, the highest finish in program history, and Smith was named ABCA/Diamond Southeast Regional Coach of the Year.

Smith helped Lander set a program record for single-season wins in 2014, when the Bearcats finished 52-8 overall and ended the season with a No. 4 ranking in the Collegiate Baseball Poll. They had the nation's most prolific offense, leading Division II in home runs and runs scored. The Bearcats won the Southeast Regional and advanced to their first College World Series.

Among the highlights of the 2014 season, the Bearcats finished 27-3 on their home field (Dolny Stadium) and Smith was awarded PBC Coach of the Year and Atlantic Region Coach of the Year. Freshman pitcher Brandon White was named PBC Freshman of the Year.

The Bearcats posted back-to-back 30-win campaigns in 2012 (38 wins) and 2013 (35 wins) for the first time since the 2005-06 seasons. Under Smith in 2012, junior pitcher Chris Thomas won the PBC Pitcher of the Year award, becoming the first Bearcat to ever receive a postseason conference award. In addition, Smith's 38 wins during

the 2012 season broke the program record at the time for wins in a season, and he led the team to its first appearance in the NCAA tournament.

In just his second season at the helm of the Bearcats, Smith won 29 games, at the time the most for the program since 2006, and took Lander to the PBC tournament for the first time since the 1998 campaign.

Prior to Smith's tenure at Lander, he spent eight years as Belmont Abbey's head coach and nine seasons overall with the Crusaders, starting with a one-year stint as an assistant during the 2001 season. Much like in his time at Lander, Smith became the winningest coach in program history on March 5, 2008. While at Belmont Abbey, he claimed two Conference Carolinas regular-season championships, a 2009 tournament championship and a 2009 NCAA Division II Southeast Regional Championship that led to an appearance at the 2009 NCAA Division II College World Series.

Smith led the Crusaders to their first World Series berth that year, finishing the season with a 40-26 record. He was named South Atlantic Regional Coach of the Year.

Following a trip to the 2008 NCAA Division II South Atlantic Regional, Smith's pupil, second baseman Alex Castellanos, was drafted in the 10th round of the MLB Amateur Draft by the St. Louis Cardinals. Castellanos last appeared in the Major Leagues with the Los Angeles Dodgers in 2013.

Smith served as the chair for the Conference Carolinas coaches while also being the chair for the Belmont Abbey coaches' council. He was an active member of the community and served as the head coach of the Gaston Braves American Legion team from 2002-07, guiding them to a 99-62 record.

Smith graduated from Pfeiffer University in 2000 with a Bachelor of Arts degree in sports management and a Bachelor of Science degree in business administration. He played one season at Pfeiffer for former App State baseball coach and current Duke University coach Chris Pollard. Smith also earned a master's degree in sports management from California University of Pennsylvania in 2007.

He is a native of Arcadia, Florida, and is the son of Sue Ellen and the late George Kilpatrick Smith. Smith and his wife, Rebecca, are the proud parents of two sons, Maddox Kilpatrick and Beckett Thomas, and a daughter, Georgia Grace.



KERMIT SMITH INDUCTED INTO THE LANDER ATHLETICS HALL OF FAME

Head coach Kermit Smith and former hitting coach Erik Lunde were inducted into the Lander Athletics Hall of Fame on Nov. 31, 2021

"I'm extremely humbled by this honor," Smith said. "To me, this is representative of the sacrifice and belief of a lot of really good coaches and players. I worked for a great administration led by Dr. Ball and Jeff May. I am very thankful for their trust and belief in me back in 2009 and our continued friendship today. It's not something you ever think about, so it's kind of surreal."

Smith coached the Lander Bearcats' baseball program for seven seasons, 2010-16, before joining App State. During his seven-year campaign, Smith compiled an overall record of 244-134. His 244 win total propelled him to the all-time winningest coach in Lander baseball history, leading the Bearcats to two Division II World Series appearances.

In 2014, Smith's squad posted a school record 52 wins, captured the South Atlantic Regional, and competed in the NCAA Division II College World Series for the first time in school history. The Bearcats led the country in home runs and runs scored during their storied 2014 World Series appearance.

Smith's final season at Lander marked another milestone for the program as the Bearcats finished ranked No. 3 in the Collegiate Poll, highest in school history. Sixteen of Smith's student-athletes signed professionally while at the helm of the Bearcats.

Erik Lunde played for Smith at Lander and would follow Smith to the High Country after graduation and a two-year professional stint.

Lunde was hired as a volunteer assistant at App State in 2016. In 2018, Lunde was named as App State's hitting coach as the Mountaineers would go on to boast three .300 hitters in his 2019 debut and two .300 hitters in 2020.

Collegiately, Lunde was a four-year member of the Bearcats competing in 205 games and was named team MVP as a freshman. As a senior, he set the Lander school record for single-season hits (94) and assists (219) while tying the most games played and started at 61.

Lunde finished his senior season ranked third in the country in total bases (164), hits (94) and runs scored (76) leading Lander to its school-record 52 victories and its first-ever College World Series appearance.



COACHING STAFF

SMITH AT A GLANCE

Birthdate:.....Dec. 4 1976
Hometown:.....Arcadia, Fla.
College:.....Pfeiffer, 2000
.....(B.A., sports management; B.S., business administration)
Master's:.....Cal Univ. of Pennsylvania, 2007 (sports management)
Wife:.....Rebecca
Sons:.....Maddox and Beckett
Daughter:.....Georgia
Twitter:.....@SmithKermit

PLAYING EXPERIENCE

1996-2000:Pfeiffer

COACHING EXPERIENCE

2000-01:.....Belmont Abbey (assistant coach)
2001-07:.....American Legion Post 144-266 (head coach)
2001-09:.....Belmont Abbey (head coach, — Two Conference Carolinas Titles, NCAA Division II Regional Title, 2009 College World Series)
2009-16:.....Lander (head coach)
2016-Present:.....App State (head coach)

HONORS, AWARDS AND CHAMPIONSHIPS

Belmont Abbey (2001-09): Two Conference Carolinas Titles, NCAA Division II Regional Title, 2009 College World Series, 2009 South Atlantic Region Coach of the Year
Lander (2009-16): PBC Conference Championship, Two NCAA Division II Regional Titles, Two College World Series, 2014 South Atlantic Region Coach of the Year and Peach Belt Conference Coach of the Year, 2016 ABCA/Diamond Southeast Regional Coach of the Year, Inducted into the Lander Athletics Hall of Fame (2021)



JUSTIN ASPEGREN

ASSISTANT COACH/PITCHING
7th SEASON AT APP STATE
ALMA MATER: UC SANTA BARBARA



Justin Aspegren completed his sixth season as App State's pitching coach in 2021 after helping lead Santa Barbara City College to three championships in the ultra-competitive Western State Conference over his last five seasons there.

Aspegren remained with the Mountaineers after Kermit Smith was hired as App State's head coach in the summer of 2016. Three times in four seasons from 2017-20, one of Aspegren's pitchers was picked in the top 13 rounds of the MLB Draft, including Jack Hartman's fourth-round selection to the Pittsburgh Pirates in 2020.

The 2021 season included an All-Sun Belt campaign from Friday night pitcher Tyler Tuthill and a third straight top-10 entry in the App State record book for full-season strikeouts by Aspegren's pitching staff.

In a 2020 season shorted by the coronavirus (COVID-19) pandemic, App State pitchers allowed opponents to hit just .249 against them. Highlights from the 2020 season included App State's first shutout win over Western Carolina since 1990 and a combined 19-strikeout performance at UNCG on March 1, which tied a program record set back in 2011.

Hartman tied for first in the Sun Belt and 17th nationally with four saves. Freshman Noah Hall impressed during his first season as a Mountaineer, ending the season as one of only eight Sun Belt pitchers with a sub 2.00 ERA and two pitching victories.

Four Mountaineers — Hall, sophomore Cole Hooper, redshirt sophomore Cam Roberts and junior Quinton Martinez — all tied with a team-high two pitching victories.

The 2019 team limited opponents to a .266 batting average (its best mark since 2012) and posted three shutouts, including a one-hitter against Furman. Kaleb Bowman was the official Sun Belt ERA champion, and freshman Tyler Tuthill tied Bowman for the team lead with six pitching victories.

The 2018 pitching staff had an ERA of 4.93 (its lowest since 2013), totaled 430 strikeouts on the mound (third-best number in program history) and limited opponents to a .268 batting average.

Additionally, Friday mound starter Colin Schmid was selected in the 13th round of the Major League Baseball Draft by the St. Louis Cardinals a year after 2017 closer Matt Brill was taken in the 12th round by the Arizona Diamondbacks. He was a minor league All-Star in 2018.

After six difficult starts to begin his college career, Schmid changed his delivery at the urging of Aspegren and had a 3.95 ERA with 12 victories over his final 36 appearances (35 starts) for the Mountaineers.

In 2017, the Mountaineers also made significant improvements in team ERA (5.14) and strikeouts as a staff (411). Schmid had a 3.61 ERA as a starter.

In his first season as the Mountaineers' pitching coach in 2016, Aspegren guided one of the nation's youngest staffs. Fifty-two of Appalachian's 54 games were started by true freshmen. Two of Appalachian State's true freshman starters — Breydan Gorham and Schmid — combined for a 4-2 record, 3.36 ERA, 67 strikeouts, 29 walks and .251 opponents' batting average over the final two months of the campaign.

Aspegren came to Appalachian State after eight seasons as the associate head coach and pitching coach at Santa Barbara City College in Santa Barbara, California where he helped establish SBCC as one of the nation's top junior-college programs.

He helped lead the Vaqueros to a 192-134 record (.589) over eight seasons and three Western State Conference championships in the last five years (2011, 2014 and 2015). After finishing higher than fourth place in the WSC only twice in the 26 years prior to his arrival, SBCC finished in third place or better in all eight seasons with Aspegren on its staff.

In addition to winning its third conference championship in five years in 2015, SBCC finished 33-11 overall (good for the second-most wins and second-best winning percentage in the program's 46-year history), took fifth

in the state of California for the second-straight year and posted a school-record 2.21 team ERA.

Individually, 32 pitchers that Aspegren coached at SBCC received all-conference recognition, six were named All-Southern California and two earned all-american honors. He also coached four WSC Pitchers of the Year in eight seasons and one Southern California Pitcher of the Year.

Thirty-five of Aspegren's pitchers at SBCC went on to sign with four-year institutions, including 21 at the NCAA Division I level. Twelve signed professional baseball contracts, including eight Major League Baseball draft picks. In addition to his time at SBCC, Aspegren has also coached in some of the nation's most prestigious collegiate summer leagues, including stints in the Cape Cod Baseball League (pitching coach, Brewster White Caps - 2009-10), Valley Baseball League (head coach, Haymarket Senators - 2011-12) and California Collegiate League (pitching coach, Santa Barbara Foresters - 2014-15). The 2014 Foresters, which included former Appalachian State baseball student-athletes Jaylin Davis and Dillon Dobson, won the National Baseball Congress World Series in Wichita, Kansas.

He also served as an associate scout for the Chicago Cubs from 2013-15. Before joining the coaching ranks, Aspegren was a baseball student-athlete at SBCC (2004-05) before transferring to NCAA Division I UC Santa Barbara for his final two collegiate seasons (2006-07). At SBCC, he was a two-year member of the Vaqueros' starting rotation, winning 13 games and earning all-conference accolades twice. As a sophomore in 2005, he was part of an SBCC pitching staff that led the state in ERA and led the Vaqueros to the postseason for the first time in 27 years.

A Napa, California native, Aspegren graduated from UC Santa Barbara in 2007 with a B.A. in business economics (exercise and sports studies minor) and earned a M.S. in exercise science (sport psychology concentration) from California University of Pennsylvania in 2013.

Aspegren and his wife, Jamie, have a daughter, Madeline.

ASPEGREN AT A GLANCE

Coaching Experience

2008-15:..... Santa Barbara City College (associate head coach/pitching)
2009-10:..... Brewster White Caps (pitching coach)
2011-12:..... Haymarket Senators (head coach)
2014-15:..... Santa Barbara Foresters (pitching coach)
2013-15:..... Chicago Cubs (associate scout)
2015-present:..... App State (assistant coach/pitching)

Playing Experience

2004-2007:..... UC Santa Barbara (pitcher)

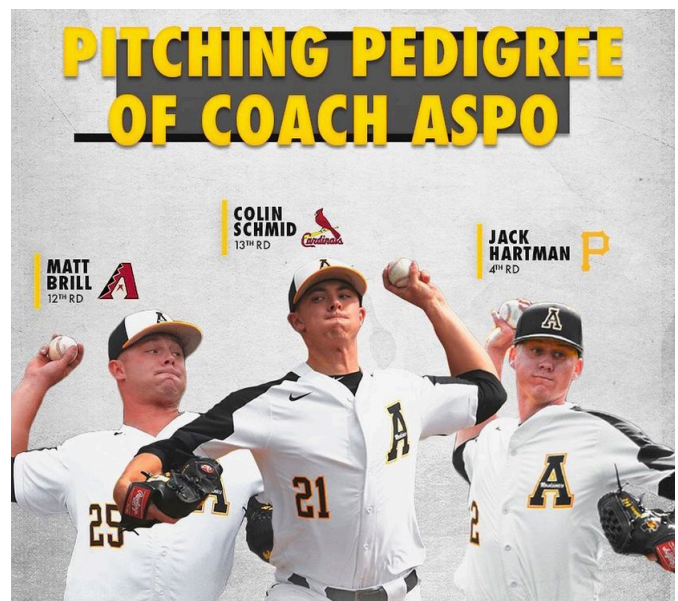
Alma Mater:..... UC Santa Barbara, 2007

Hometown:..... Napa, Calif.

Wife:..... Jamie

Daughter:..... Madeline

Twitter:..... @JustinAspo



COACHING STAFF



BRITT JOHNSON

ASSISTANT COACH/DEFENSE
6th SEASON AT APP STATE
ALMA MATER: EAST CAROLINA



In 2021, Britt Johnson completed his fifth season as an assistant baseball coach after being hired on Aug. 9, 2016.

Working with App State's infielders and defense, the Mountaineers have posted a team fielding percentage ranking inside the top 10 in program history during all five years of Johnson's tenure. The 2021 team had a fielding percentage of .976, a program record for a full season, after recording a .981 percentage during a 2020 season cut short by the coronavirus (COVID-19) pandemic after 17 games.

Filling in as the acting head coach, Johnson helped App State close out road victories against Arkansas State and Coastal Carolina during the 2019 season.

Johnson joined Appalachian after spending six years with head coach Kermit Smith at Lander University. He started as a volunteer coach and then was promoted after three years to a full-time assistant coach and recruiting coordinator. Johnson also coached infielders and assisted with hitters while spending time as third-base coach. Johnson was with Smith during Lander's two Division II College World Series trips in 2014 and 2016.

In his time as recruiting coordinator at Lander, it had seven student-athletes drafted in Major League Baseball and two sign free agent deals. He helped bring in six all-Americans and 13 Peach Belt All-Conference selections, including eight infielders. In 2014, Johnson's entire infield was named to the all-conference team.

Prior to Lander, Johnson spent two years as an assistant baseball and football coach at Nash Central High School in Rocky Mount, North Carolina. He also acted as the strength and conditioning coach for all varsity sports.

He graduated in 2007 from East Carolina University with a bachelor's degree in exercise sports science. While at ECU, Johnson played football as the Pirates' long snapper under head coach Skip Holtz.

Johnson grew up in Rocky Mount, North Carolina, where he played both baseball and football in high school. He joined the App State family with his wife, Samantha Vickers Johnson.

In late January of 2018, they became parents of twin boys: Cade Royster and Dax Ficklen. Johnson left a 2021 series at East Carolina to join his wife for the birth of their third child and first daughter: Teegan Gail.

JOHNSON AT A GLANCE

Coaching Experience

2009-10:Nash Central High School (assistant football coach)
2009-10:Nash Central High School (assistant baseball coach)
2009-10:Nash Central High School (strength and conditioning coach)
2010-15:Lander University (assistant coach/recruiting coordinator)
2016-present:App State (assistant coach/recruiting coordinator)

Playing Experience

2004-07:East Carolina (football – long snapper)

Alma Mater:East Carolina, 2007

Hometown:Rocky Mount, N.C.

Wife:Samantha Vickers Johnson

Sons:Cade Royster and Dax Ficklen

Daughter:Teegan Gail

Twitter:@BaseballBritt



RYAN SMOOT

VOLUNTEER ASSISTANT
 2ND SEASON AT APP STATE
 ALMA MATER: VMI



Ryan Smoot joined the App State Baseball coaching staff in the fall of 2020 as a volunteer assistant. In 2021, he completed his first season with the Mountaineers and also served as the head coach of the Textile League Champions, the Boone Bigfoots (summer league team).

Smoot worked as a volunteer assistant at George Washington last season, helping the Colonials win eight of their first 13 games. His duties included coaching first base and working with George Washington's catchers, an experience he's also had while coaching camps in the Dominican Republic and in Lexington, Virginia. The Colonials' catchers had only one passed ball during the abbreviated 2020 season after totaling 16 the season before he arrived.

Smoot was a catcher, first baseman and designated hitter during his college career at VMI in Lexington. He completed his college career in 2019 by playing in 52 games, driving in 18 runs, scoring 38 times and posting more walks (39) than strikeouts.

During his four-year career, Smoot played in 101 games at VMI and made 75 starts. He had a career fielding percentage of .995.

A native of Strasburg, Virginia, Smoot made the dean's list on multiple occasions at VMI and graduated in 2019 with a degree in economics and business. He earned all-state honors in baseball and was a three-sport standout during his prep career at Strasburg High School, where he helped the baseball program set school records for wins and consecutive wins.

SMOOT AT A GLANCE

Coaching Experience

2019-20 George Washington (volunteer assistant)
 2020-present..... App State (volunteer assistant)

Playing Experience

2015-19: VMI (baseball)
Alma Mater: VMI (2019)

Hometown:..... Strasburg, Va.

Twitter:..... @SmootRyan



PHILLIP COLE

OUTFIELDER/PITCHER
JUNIOR
BURLINGTON, N.C.
WESTERN ALAMANCE

34



2021: Played in 47 games, making 40 starts, and had two scoreless appearances on the mound ... The primary starter in right field, had 21 RBIs with two homers, a team-high 11 doubles, one triple, 30 total hits, 15 runs scored and a .204 average ... As App State took the first two games against league champion South Alabama, went 6-for-8 with four doubles and two RBIs, including a 4-for-4 game with two RBIs in the Game 2 victory ... Had four two-hit games in the first five games of the season and hit two-run homer to break a scoreless tie in the sixth inning of a 4-0, opening-weekend win at Winthrop ... Hit a grand slam in a mid-March win against North Carolina A&T ... In an 11-inning win at Lipscomb, hit a two-run, tiebreaking double in the 11th and went 3-for-6 with three RBIs, two doubles and two runs ... On the mound, retired all six batters he faced, with one strikeout in an inning against ETSU and three strikeouts in his inning against South Alabama.

2020 (no eligibility used due to COVID-19): Appeared in 14 games and made 12 starts as a batter (six at DH and six in right field) ... Finished the season with three doubles, five RBIs, seven runs scored and a .143 batting average ... Recorded back-to-back two-hit games at Kentucky on Feb. 22 and Feb. 23, knocking in a run in each game ... Scored a season-high two runs in App State's 11-9 win at No. 24 Wake Forest ... Ranked second on the team with 10 walks ... Made his first four career pitching appearances in 2020, throwing a scoreless inning of relief in his debut with two strikeouts in App State's 10-1 win at Gardner-Webb ... Struck out three batters in 2.1 innings of relief at UNCG at March 1 ... Finished the season by allowing just four hits, four walks and two earned runs in 4.1 innings pitched ... Season was cut short due to the coronavirus (COVID-19) pandemic.

2019: Played in 44 games and made 42 starts (34 in right field, eight at DH) ... Finished freshman season with five homers, 24 RBIs, nine doubles, 22 runs, 35 hits and a .229 average ... Batted .271 in league play with three homers, six doubles and 17 RBIs ... Had a two-homer game against Manhattan (went deep in the sixth and seventh innings of his fifth career game) as part of a 3-for-5 game with three RBIs and three runs scored ... Also homered against UTA (four RBIs in Game 1 of a three-game home sweep, with a two-run shot cutting the deficit to 7-6 in the fifth inning of a 9-7 win), at Arkansas State and at Coastal Carolina, where his three-run shot to center turned an 8-5 lead into an 11-5 advantage ... Went 2-for-4 with four RBIs in the win at Coastal ... In a home win against ULM, went 3-for-5 with two doubles and two runs scored ... Scored three times in a 24-3 home win against Gardner-Webb ... Ranked the league's No. 9 impact freshman by D1Baseball.com.

High School: Named an NCBCA all-state selection and conference player of the year in the Mid-State 3-A after batting .419 with five home runs, 33 RBIs, 36 hits, 27 runs scored, a .495 on-base percentage and a .960 fielding percentage as a senior ... A four-year starter in center field and a right-handed pitcher for coach Mitch Carter at Western Alamance ... Three-time all-conference selection ... Member of the Evoshield Canes American Team coached by Rob Younce and Jeff Petty ... Also lettered in football and swimming.

Personal: Full name is Phillip Michael Cole ... Born Jan. 20, 2000 ... Son of Mike and Melissa Cole ... Has two siblings: Preston and Cole.

	AVG	GP	GS	AB	R	H	2B	3B	HR	RBI	SLG%	BB	HBP	SO
2019	.229	44	42	153	22	35	9	0	5	24	.386	15	6	33
2020	.143	16	12	49	7	7	3	0	0	5	.204	10	2	15
2021	.210	47	39	143	15	30	11	1	2	21	.343	8	3	37
Total	.209	107	93	345	44	72	23	1	7	50	.342	33	11	85



JASON CORNATZER

PITCHER
REDSHIRT SENIOR
WAXHAW, N.C.
MARVIN RIDGE

26



2021: Struck out 40 batters in 35.0 innings over 16 appearances, including two starts to end the season ... Went 1-2 with a 7.71 ERA ... Made two straight Game 2 weekend starts to close the regular season, setting a career high for innings each time, with his last start before that coming in a 2019 Sun Belt Championship opener ... In a 4-2 win against South Alabama, pitched a career-high 5.1 innings and allowed single runs in each of the first two innings. A second-inning sac fly started a stretch in which he retired 12 of 14 batters, with two walks serving as the only baserunners ... In a 4-2 loss

at Little Rock, allowed three earned runs in 5.0 innings ... Excelled in high-leverage weekend relief situations, notably a 4-2, series-opening win against Georgia State as he earned the win by striking out four batters in 2.2 scoreless innings.

2020 (no eligibility used due to COVID-19): Did not make any games appearances.

2019: Made 19 pitching appearances and four starts while posting a 2-1 record with a 5.32 ERA and 35 strikeouts in 47.1 innings ... Began career with 23 straight relief appearances before making the first of his four starts on April 30 ... Had a 3.46 ERA in 13 innings as a starter before starting App State's debut in the Sun Belt Conference Championship tournament, where he allowed two runs on no hits in an inning of work against Louisiana ... Needed only 44 pitches to retire the first 14 batters as he took a perfect game into the fifth inning of a 6-3 win vs. Western Carolina in his first start ... Started Game 3 of the South Alabama series on May 12 and nearly ended the top of the fifth with a 2-0 lead, but a potential third out on a sliding catch attempt popped out of the outfielder's glove, and the Jaguars hit a three-run homer on the next pitch ... Started the regular-season finale at Coastal Carolina and threw 37 pitches before exiting with a 2-1 lead through three innings ... Three days before making his first start, picked up his first career win by allowing one run in 3.2 relief innings to close out a home sweep of then-first-place UTA ... Struck out a career-high five batters in 3.1 innings of relief at Arkansas State ... Had 6.1 straight scoreless innings of relief during a three-game stretch against Wake Forest (two Ks in 1.0 IP), UNC Asheville (two Ks and one hit allowed in 3.0 IP) and ETSU (two Ks in 2.0 IP).

2018: Ranked fourth on the team with a 3.55 ERA in nine appearances as a freshman ... Gave up five earned runs in 12.2 innings and allowed three earned runs over his last 11.1 innings of the season ... Had a 2.57 ERA in 7.0 innings over four games in Sun Belt Conference play.

High School: Posted a 8-3 record and a 2.44 ERA on the mound as a senior ... Along with current teammate Alex Leshock, state champion as a sophomore and junior at Marvin Ridge ... During junior year, finished with a 0.62 ERA, striking out 85 batters en route to an 11-1 record ... Four-year letterwinner in baseball ... Named all-conference and all-state ... Named Union County Pitcher of the Year ... Earned first-team All-Union County.

Personal: Full name is Jason Thomas Cornatzer ... Son of Carol Ann and Jeff Cornatzer ... Born March 5, 1999 ... Has three siblings: Anna, Jacob and Amber ... Enjoys hunting and fishing in his spare time.

	ERA	W	L	APP	GS	CG	SHO	SV	IP	H	R	ER	BB	SO
2018	3.55	0	0	9	0	0	0	0	12.2	15	6	5	6	5
2019	5.32	2	1	19	4	0	0	0	47.1	49	33	28	27	35
2021	7.71	1	2	16	2	0	0	0	35.0	49	32	30	15	40
Total	5.97	3	3	44	6	0	0	0	95	113	71	63	48	80



HAYDEN CROSS

CATCHER
JUNIOR
SANFORD, N.C.
SOUTHERN LEE

35



2021: Played in 41 games and started 33 as App State's top catcher ... Despite dealing with a mid-season injury, started in 13 of his 15 appearances in league play during the regular season ... On-base percentage of .364 while batting .236 with his first career homer (against South Alabama), 10 RBIs, 13 runs scored, three doubles, 25 total hits and 19 walks ... Led Sun Belt catchers with a .451 on-base percentage in league play, where he batted .300 ... Threw out 10 steal attempts ... RBI double in the eighth inning of a series-clinching win against South Alabama broke a 2-2 in the 4-2 victory ... Sidelined for two weeks during the season by an injury.

2020 (no eligibility used due to COVID-19): Started in all nine games he played (seven at catcher and two at DH) ... The left-handed-batting catcher finished the season with seven hits, four RBIs, five runs scored, five walks and a .233 batting average ... Recorded a season-high two runs scored in App State's 9-8 home victory over Siena ... Drove in a pair of runs in App State's 10-1 win at Gardner-Webb ... Opened the season 3-for-8 (.375) in two games at Gardner-Webb ... Went 1-for-2 with two walks, an RBI, and two runs scored against Siena on March 11 ... Delivered two-hit performances in games at Gardner-Webb on Feb. 16 and UNCG on March 1 ... Season was cut short due to the coronavirus (COVID-19) pandemic.


2019: Left-handed-hitting catcher played in 24 games and made 12 starts (nine at catcher, three at DH) ... Starter at DH in all three games to open the season at Tennessee as a freshman, he batted .277 with nine RBIs, six runs scored and 13 hits ... Batted .357 (5-for-14) with runners in scoring position ... Had two-hit games against Gardner-Webb (2-for-4 with three RBIs), N.C. Central (2-for-2), UNC Asheville (2-for-4) and Troy (2-for-3) ... Scored three times in a win at Furman and had a two-run single in a home game against Wake Forest.



High School: All-conference pick as a senior in 2018, when he hit .305 with a .427 on-base percentage, 20 runs scored, 15 RBIs, six doubles and one home run for a 20-7 team that swept regular season and tournament titles in its conference ... Batted .453 with 34 hits, 20 RBIs, eight doubles and three triples as a junior in 2017, when he was a first-team all-conference selection ... Batted .362 with 25 hits and 13 RBIs as a sophomore in 2016, when he was all-conference honorable mention ... Played for coach David Miller at Southern Lee ... Was a member of the Carolina Cubs travel team coached by Ricky Keith.

Personal: Full name is Hayden O'Neil Cross ... Son of Patrick and Amelia Cross ... Born May 6, 2000 ... Has one sibling: Caleb ... Also lettered in cross country, as he won the most improved award in 2015 ... Plans to major in applied physics with hopes of becoming an engineer after his baseball career is over. the most improved award in 2015 ... Plans to major in applied physics with hopes of becoming an engineer after his baseball career is over.

	AVG	GP	GS	AB	R	H	2B	3B	HR	RBI	SLG%	BB	HBP	SO
2019	.277	24	12	47	6	13	0	0	0	9	.277	6	2	14
2020	.233	9	9	30	5	7	0	0	0	4	.233	5	1	6
2021	.245	40	32	102	13	25	3	1	1	10	.324	19	3	15
Total	.251	73	53	179	24	45	3	1	1	23	.296	30	6	35



LUKE DRUMHELLER 4

INFIELDER
JUNIOR
CHARLOTTE, N.C.
OLYMPIC



2021: First-team All-Sun Belt pick at second base ... Batted a team-high .289 in 52 games (all starts) while leading the team with 39 RBIs and 58 hits ... Also had 30 runs, five homers, 10 doubles, one triple, a .423 slugging percentage and a .354 on-base percentage ... Also batted .289 in league play with three homers, 17 RBIs and six doubles in 21 games ... Drove in all three App State runs in two Sun Belt tournament games, hitting a sixth-inning RBI single in the 1-0 win against Texas State and a two-run single that pulled the Mountaineers within 3-2 in the fifth inning against Louisiana ... Five homers led full-time Sun Belt second basemen during regular season ... Had 18 multiple hit games ... Opened season with a three-run, two-out homer in the seventh inning to break a 1-1 tie in a 4-1 win at Winthrop ... Five-RBI day in an 8-3 win against Arkansas State included at three-run home run in the fifth inning and a two-run double in the sixth inning ... Five games with at least three RBIs included games with homers against Georgia State and ULM.

2020 (no eligibility used due to COVID-19): One of the first two Mountaineers to earn Preseason All-Sun Belt honors in App State history ... Played and started all 17 games at second base ... Led the team with 23 hits, 18 RBIs, six doubles, two triples and 74 at-bats ... Tied with Andrew Greckel for a team-high 39 total bases ... Ranked second on the team with a .311 batting average and a .527 slugging percentage ... Ranked among the Sun Belt's best in triples (T-first), RBIs (T-fourth), doubles (T-fourth), total bases (T-sixth) and hits (T-eighth) ... Ranked sixth among Sun Belt fielders by helping turn 13 double plays ... Recorded eight multi-hit games, including three three-hit games ... Finished the season by reaching base in 11 straight games ... Batted .500 (8-for-16) in App State's final four games with six RBIs, two doubles, a triple and a home run ... Went 3-for-4 in a series-opening win at UNCG, hitting a home run and scoring two runs in the 5-1 victory ... Recorded three hits and an RBI in App State's 15-inning loss at Kentucky on Feb. 23 ... Knocked in three runs in an 11-9 win at No. 24 Wake Forest ... Helped the Mountaineers sport a .981 fielding percentage, which ranked third amongst Sun Belt Conference opponents at the season's conclusion ... Season was cut short due to the coronavirus (COVID-19) pandemic.

2019: Collegiate Baseball News Freshmen All-American team ... Lone freshman on NCCSIA University Division All-State Baseball First Team ... As a freshman second baseman, led team with a .337 average, 37 RBIs, 67 hits, 15 doubles and .401 on-base percentage ... Started in 50 of his 51 appearances and had 21 multi-hit games ... Tied an NCAA record while breaking school and league records against Furman with a five-double game, which was voted the national Performance of the Week by the Golden Spikes Award. Became just the seventh D1 player to hit five doubles in a game and the first since Western Carolina's Aaron Attaway in 2012. Drumheller's doubles came in the third, fourth, fifth, sixth and eighth innings of a 14-0 win ... During the regular season, ranked among the top Sun Belt second basemen in RBIs (second), slugging (second) and doubles (tied for second) ... Led the Sun Belt in hitting and ranked in the top five nationally among D1 freshmen for most of the year, as his average stood at .379 at the end of April, with two weeks left in the regular season ... Average peaked at .468 following the Furman win 13 games into the season and was still at .400 after 29 games ... Delivered a two-run single in the ninth inning to turn a 5-4 deficit into a lead in a 6-5 road win against Louisiana two days after scoring the tiebreaking run in the ninth inning of a 6-5 win to open the series ... Also had a four-hit game against Gardner-Webb and three hits in an 18-6 win against Coastal Carolina late in the regular season ... Two homers came in the series opener against Texas State and a midweek home game against Radford.

High School: Batted .333 with 21 hits, 18 runs scored, 10 RBIs, three homers, three triples and four doubles in 22 games as a senior ... Hit .376 with four home runs and a .511 on-base percentage as a junior ... All-conference performer as a sophomore, junior and senior ... Trojan Award winner ... Also team's offensive MVP as a sophomore and team's Defensive Player of the Year as a freshman ... Played for coach Mel Wearing at Olympic ... Was a member of the Charlotte Megastars travel team coached by Mel Wearing and Jeff McNeely ... Hit .375 with two home runs for the Megastars.

Personal: Full name is Lucas Allen Drumheller ... Son of Scott and Audrey Drumheller ... Born April 25, 2000 ... Has one sibling: Lindsay.

	AVG	GP	GS	AB	R	H	2B	3B	HR	RBI	SLG%	BB	HBP	SO
2019	.337	51	50	199	28	67	15	1	2	37	.452	14	10	35
2020	.311	17	17	74	10	23	6	2	2	18	.527	6	3	15
2021	.289	51	51	197	30	57	10	1	5	37	.426	12	11	56
Total	.313	119	118	470	68	147	31	4	9	92	.453	32	24	106



ANDREW GRECKEL 17

UTILITY (OF/INF)
GRAD.
ACWORTH, GA.
NORTH COBB (CHATTAHOOCHEE VALLEY C.C.)



2021: Missed most of the first two months of the season with an injury ... Appeared in 22 games and made 18 starts (15 starts at third base, three at DH) ... Had one homer, five RBIs, four doubles, 12 total hits, five runs scored and a .197 average ... Played in four Sun Belt games and made two starts ... Batted 6-for-19 with two two-hit games in the first five games of the season ... Before suffering an injury in the first Sun Belt game of the season, had three two-hit games in the previous four games ... Had a pair of 2-for-4 games at UNCW, including one with two doubles ... After his March 19 injury, returned as a pinch-runner on April 16 and returned to the starting lineup at third base on April 25.

2020 (no eligibility used due to COVID-19): Started in all 16 games he played (eight in right field, four in center field, three at third base and one in left field) ... Led the team with a .357 batting average, .696 slugging percentage, .493 on-base percentage, 16 runs scored, four home runs and 12 walks ... Tied with Luke Drumheller for a team-high 39 total bases ... Ranked second on the team with 20 hits, 13 RBIs, five doubles and a triple ... Ranked among the Sun Belt's best in slugging percentage (fourth), home runs (T-fifth), total bases (T-sixth), walks (T-seventh), on-base percentage (eighth), doubles (T-eighth) and batting average (14th) ... Reached base in all 16 games and finished the season on a 10-game hitting streak ... Tallied an extra-base hit in seven straight games lasting from Feb. 26 at No. 24 Wake Forest to March 7 at Charleston Southern ... Finished the season with six multi-hit games, including a two-double game at UNCG on March 1 ... Registered at least one hit or one run scored in all 16 games ... Blasted a go-ahead two-run home run in the ninth inning in an 11-9 win at No. 24 Wake Forest ... Hit his first-career home run at Gardner-Webb on Feb. 15 ... Knocked in three runs twice, including in the win at Wake Forest ... Walked four times at Gardner-Webb on Feb. 16, which tied for the most in a game in the Sun Belt in 2020 ... Finished the season with a .972 fielding percentage, helping App State sport the third-best team fielding percentage in the Sun Belt ... Season was cut short due to the coronavirus (COVID-19) pandemic.

Previous College (Chattahoochee Valley CC): Reached base at a .409 clip while batting .278 during the 2019 season for Chattahoochee Valley ... Tallied 24 RBIs, 38 runs, 12 doubles, two home runs, a triple and nine stolen bases in 48 games ... Started the 2019 season strong with a .438 batting average and four doubles during 11 games in February ... Batted .389 with five RBIs and 16 runs scored in 24 contests in 2018 ... Committed no errors in conference competition in 2018 ... Helped lead Chattahoochee Valley to back-to-back appearances in the NJCAA Division I World Series ... Played under head coaches Adam Thomas in 2018 and Hunter Vick in 2019 ...

High School: Played high school baseball at North Cobb High School in Kennesaw, Ga., where he was honorable mention all-state as a senior infielder ... Batted .431 with 10 doubles, 16 steals, 44 hits and a .517 on-base percentage as a senior.

Personal: Born March 10, 1999 ... Son of Mike and Sarah Greckel ... Has one brother: Nolan.

	AVG	GP	GS	AB	R	H	2B	3B	HR	RBI	SLG%	BB	HBP	SO
2020	.357	16	16	56	16	20	5	1	4	13	.696	12	4	19
2021	.197	22	18	61	5	12	4	0	1	5	.311	14	2	21
Total	.274	38	34	117	21	32	9	1	5	18	.496	26	6	40



VASIL KALOUDIS

40



INFIELDER
SOPHOMORE
CHARLOTTE, N.C.
ARDREY KELL

2021: Appeared in 14 games and made one start (at third base against ETSU on Feb. 23) ... Made late-game appearances at second base, shortstop and third base.

2020 (no eligibility used due to COVID-19): Did not make any games appearances.

High School: As a senior, batted .329 with a .507 on-base percentage for Ardrey Kell High School ... Finished his senior season with 16 RBIs, 22 runs scored and 16 stolen bases ... Helped lead Ardrey Kell High School to the 4-A state championship series as a junior ... Played for coach Hal Bagwell at Ardrey Kell ... Named to the All-Tournament team at the 2016 WWBA 15U National Championship ... Earned a spot on the All-Tournament team at the 14U BCS Finals.

	AVG	GP	GS	AB	R	H	2B	3B	HR	RBI	SLG%	BB	HBP	SO
2021	.000	14	1	14	0	0	0	0	0	0	.000	0	1	8
Total	.000	14	1	14	0	0	0	0	0	0	.000	0	1	8



CAMERON KEPLEY

10



PITCHER
REDSHIRT SENIOR
MIDLAND, N.C.
CENTRAL CABARRUS

2021: Did not make any game appearances.

2020 (no eligibility used due to COVID-19): Did not make any games appearances.

2019: Started in all eight of his appearances, beginning the year as the Game 3 weekend starter, and posted a 9.86 ERA while going 0-6 with 22 strikeouts in 21.0 innings ... Made four Sunday starts and opened the year by allowing three earned runs in six innings of a 3-0 loss to NCAA Regional qualifier Tennessee. Gave up four hits and had four strikeouts in that season debut ... Allowed one run in 2.2 innings during a midweek start at Miami before pitching 4.0 innings and striking out five batters in App State's win against Michigan State ... In April, made midweek starts against Wake Forest, East Tennessee State (one run allowed and four strikeouts in 2.2 innings) and Radford.

2018: Had a 6.18 ERA and 0-1 record in 14 games, including two starts, with 29 strikeouts in 27.2 innings ... Started the series finale at league foe South Alabama and also started a midweek home game against Western Carolina on April 18, when he recorded eight strikeouts and gave up one run on four hits in 4.1 innings. App State rallied to claim a 4-2 victory ... Had a 5.71 ERA in 17.1 innings over seven league appearances.

High School: 6-3 record with a 0.92 ERA and two complete games in 13 outings as a senior ... Multi-year letterwinner in both baseball and football ... Named all-conference his final three years ... Team MVP his sophomore year.

Personal: Full name is Cameron Chavis Kepley ... Son of Denise and David Kepley ... Born Oct. 5, 1999 ... Has two siblings: Chelsey and Brittany ... Major is undecided ... Enjoys hunting and fishing in his spare time.

	ERA	W	L	APP	GS	CG	SHO	SV	IP	H	R	ER	BB	SO
2018	6.18	0	1	14	2	0	0	0	27.2	36	22	19	12	29
2019	9.86	0	6	8	8	0	0	0	21.0	30	28	23	17	22
Total	7.77	0	7	22	10	0	0	0	48.2	66	50	42	29	51



AUSTIN PRIMM

33



PITCHER
JUNIOR
DALLAS, N.C.
NORTH GASTON

2021: Pitched in eight games, totaling 7.2 innings ... Had scoreless appearances against North Carolina A&T and Georgia Southern ... Struck out two batters in each outing against Wake Forest.

2020 (no eligibility used due to COVID-19): Made five relief appearances ... Posted a 4.50 ERA and struck out three batters in six innings pitched ... Pitched two scoreless innings in extra innings at Kentucky on Feb. 23 ... Gave up just one hit in a scoreless inning of relief in App State's 9-1 win at Charleston Southern on March 7 ... Allowed no earned runs in three of five appearances ... Lowered his ERA in each appearance ... Season was cut short due to the coronavirus (COVID-19) pandemic.

2019: Appeared in 13 games and made two midweek starts while posting a 7.59 ERA, 0-1 record and 22 strikeouts in 21.1 innings ... Made first career start at Radford on March 26 and started again two weeks later in an App State win at UNC Asheville, where he allowed two runs in 1.1 innings ... Opposing batters hit .244 against him ... Through four appearances leading up to his first start, had a 0.00 ERA with five strikeouts and one hit allowed in 3.2 innings ... Struck out three hitters in one scoreless inning during App State's one-hit shutout of Furman ... Posted a career-high four strikeouts while allowing one run in three innings at Troy ... Gave up a combined three earned runs over 14.0 innings during his first eight relief appearances ... Ranked the league's No. 17 impact freshman by D1Baseball.com.

High School: Played American Legion Baseball for Cherryville Post 100 while attending summer school at App State ... Hit .321 with two homers, 25 RBIs as a senior for a 22-5 team coached by Jesse Martin. Also was 6-4 on the mound with a 1.97 ERA ... Team MVP and first-team All-Gaston Gazette ... MVP of the Gaston County Baseball Championship as a senior after posting 12 strikeouts in the final and hitting .364 in the event ... On the mound, had a 1.27 ERA and 8-1 record as a junior in 2017, when he was the team MVP, an all-conference pick and an all-state selection. Batted .333 with six home runs ... Also all-conference as a sophomore ... Was a member of the 5 Star Carolina travel team coached by Brian Hoop ... WWBA all-tournament team in 2015, 2016 and 2017 ... Preseason Perfect Game Underclassman All-American Honorable Mention in 2017.

Personal: Full name is Austin Christopher Primm ... Son of Craig and Jennifer Primm ... Born Nov. 25, 1999 ... Has one sibling: Avery ... Averaged 8.0 points, 5.9 rebounds and 1.8 assists per game as a senior basketball player.

	ERA	W	L	APP	GS	CG	SHO	SV	IP	H	R	ER	BB	SO
2019	7.59	0	1	13	2	0	0	0	21.1	20	20	18	16	22
2020	4.50	0	0	5	0	0	0	0	6.0	8	3	3	5	3
2021	12.91	0	0	8	0	0	0	0	7.2	13	11	11	5	8
Total	8.23	0	1	26	2	0	0	0	35	41	34	32	26	33



SHANE ROBERTS

30

PITCHER
REDSHIRT SENIOR
JUPITER, FLA.
Dwyer (South Carolina/Palm Beach State)



2021: Went 1-1 with a 5.51 ERA in 15 games (16.1 innings) ... Picked up his first career win in the opener of the South Alabama series ... Before the South Alabama appearance, allowed one hit and no runs over 4.2 innings in the previous four games ... In a May 18 loss at South Carolina, retired all five batters he faced, striking out two ... Threw two scoreless innings at Charlotte.

2020 (no eligibility used due to COVID-19): Made five total appearances, including four starts ... Opened the season as App State's Game 2 weekend starter ... Tossed six innings and allowed just one earned run in his App State debut at Gardner-Webb on Feb. 15 ... Recorded three 1-2-3 innings and gave up just two hits in his debut at Gardner-Webb ... Delivered a scoreless ninth inning to close out a 9-1 victory at Charleston Southern on March 7 ... Finished the season with four strikeouts in 13.2 innings pitched ... Season was cut short due to the coronavirus (COVID-19) pandemic.

Previous College (Palm Beach State): Started in all 12 of his 2019 appearances at Palm Beach State College, striking out 40 batters in 59.1 innings pitched ... Allowed two earned runs or less in seven appearances, helping him finish the year with a 4.40 ERA ... Held a 2.02 ERA and a 1.50 ERA in the months of February and March, respectively ... Delivered five scoreless innings while allowing just three hits in a no-decision against Hillsborough Community College in February.

2018 (South Carolina): Began his college career at the University of South Carolina ... Earned 2017-18 First-Year SEC Honor Roll honors.

High School: Selected by the New York Yankees in the 28th round of the 2017 MLB First-Year Player Draft as a Dwyer senior ... Named Rawlings-Perfect Game honorable mention All-American and Florida All-Region second team at Dwyer ... As a senior at Dwyer, went 9-1 with a 0.84 ERA and 100 strikeouts in 55.1 innings pitched.

Personal: Born Oct. 24, 1998 ... Son of Shane and Suzanna Roberts.

	ERA	W	L	APP	GS	CG	SHO	SV	IP	H	R	ER	BB	SO
2020	10.54	0	1	5	4	0	0	0	13.2	13	16	16	12	4
2021	5.51	1	1	15	0	0	0	0	16.1	14	10	10	11	15
Total	7.80	1	2	20	4	0	0	0	30	27	26	26	23	19



CY SMITH

14

PITCHER
SOPHOMORE
LENOIR, N.C.
West Caldwell



2021: Pitched in 14 games, totaling 12.0 innings ... Had a key strikeout to end the top of the eighth inning in the series-opening win against South Alabama ... Before that appearance, had three straight scoreless outings against South Carolina (two Ks in one inning), Little Rock (2.0 innings) and ETSU (one inning) ... In the third game of 2021, took the mound for App State's first save opportunity of the season ... Finished season with an 0-1 record.

2020 (no eligibility used due to COVID-19): Made seven relief appearances ... Posted a 2.19 ERA (second best on the team) with 14 strikeouts in 12.1 innings pitched ... Delivered two hitless innings and allowed no runs with four strikeouts in his App State debut at Gardner-Webb on Feb. 16 ... Recorded three strikeouts in 2.1 innings in App State's 11-9 win at No. 24 Wake Forest ... Punched out four batters in 2.1 scoreless innings to match his career high in strikeouts at UNCG on Feb. 29 ... Allowed no earned runs in five of seven appearances, including three outings without allowing a hit ... Opposing batters only hit .222 against him (third-lowest average on the team) ... Gave up just three extra-base hits in 12.1 innings on the mound ... Season was cut short due to the coronavirus (COVID-19) pandemic.

High School: Delivered a 1.46 ERA on the mound as a senior with 41 strikeouts in 24 innings pitched ... Batted .344 with five home runs, three doubles and 12 RBIs for West Caldwell as a junior ... Registered a 1.31 ERA and struck out 42 batters in 26.2 innings during his junior season ... Played high school baseball for head coach Jason Bumgarner ... Named to the all-tournament team at five prestigious baseball tournaments: the 2018 WWBA 16U National Championship, the 2018 WWBA 17U National Championship, the 2017 WWBA 16U National Championship, the 2017 WWBA 17U National Championship and the 2015 13U Perfect Game World Series ... Tabbed as high honorable mention to the Rawlings-Perfect Game Preseason All-American team

in 2019 ... Noted as high honorable mention to the Rawlings-Perfect Game Preseason Underclassman All-American team in 2018 ... Played travel baseball for the Carolina Rockies.

	ERA	W	L	APP	GS	CG	SHO	SV	IP	H	R	ER	BB	SO
2020	2.19	0	0	7	0	0	0	0	12.1	10	3	3	10	14
2021	11.25	0	1	14	0	0	0	0	12.0	15	15	15	17	13
Total	6.66	0	1	21	0	0	0	0	24.1	25	18	18	27	27



ANDREW TERRELL

3

UTILITY (OF/INF)
JUNIOR
FRANKLIN, N.C.
Franklin



2021: Played in 46 games and made 39 starts, with multiple starts/appearances at seven different spots: 3B (11 starts), RF (five starts), starting pitcher (two starts with one win), closer (two saves), DH (16 starts), LF (four starts) and CF (three starts) ... One of 17 players nationally on the watch list for the John Olerud Two-Way Player of the Year Award ... Did not commit a single error despite playing so many positions ... Had a .353 on-base percentage with a .225 batting average, his first career homer, 15 RBIs, five doubles, 24 runs scored, 31 hits, 19 walks and nine stolen bases ... On the mound, averaged 13.5 strikeouts per nine innings while going 1-2 with his two saves and an 8.76 ERA (12.1 innings over nine appearances) ... Made first career mound appearance with a start against North Carolina A&T on March 2 and earned the win on a "staff day" by striking out five batters in two scoreless innings ... Closed out wins against Georgia State (two scoreless innings in a 9-7 victory) and Lipscomb (two innings in a 4-3 win) ... Also started on the mound at UNCW ... Hit first career homer at Troy ... Had a 3-for-5 game against North Carolina A&T as well as nine two-hit games ... Scored from first on a double to break an eighth-inning tie in a series-opening win against South Alabama.

2020 (no eligibility used due to COVID-19): Played in eight games and made six starts (all in left field) ... Finished the season with six runs scored, four RBIs, six walks, three stolen bases, a .321 on-base percentage and a .143 batting average ... Made six straight starts in left field to end the season ... Before two slow-rolling infield hits on the road were beat out for singles but changed to errors, had a .238 average for the season ... Drew a two-out walk, stole second base, advanced to third on a single and scored an insurance run in the seventh inning of a 2-0 win at Western Carolina ... Scored two runs in back-to-back wins at Charleston Southern on March 6-7 ... Went 2-for-5 with two RBIs and two runs scored in App State's 8-4 victory at Charleston Southern ... Reached base in four straight games from March 1 at UNCG to March 7 at Charleston Southern ... Walked four times at Charleston Southern on March 7, which tied for the most in a game in the Sun Belt in 2020 ... Season was cut short due to the coronavirus (COVID-19) pandemic.

2019: Played in 19 games and made four starts at third base despite dealing with an injury that sidelined him as a freshman ... Started the final two games of the Georgia State series and the last two games of the Troy series at third base ... In his first career start, went 2-for-3 with three RBIs, one double and one run scored in a win against Georgia State. In that game, totaled six assists at third, initiated a 5-3 double play, had an RBI single in the fifth inning and a two-run double in the seventh inning ... Batted .125 on the season with three hits, five RBIs and four runs scored ... Had 10 assists and five putouts with no errors in 15 infield chances.

High School: Batted .378 with 31 hits, 28 runs scored, 11 doubles, 10 RBIs, one home run and 15 stolen bases as a senior for a 16-8 team coached by Tim Hawkins ... Struck out just one time in 95 plate appearances as a senior ... All-Western North Carolina as a senior and two-time all-conference performer ... Named team MVP in baseball and basketball as a senior, when he was also an all-conference basketball player.

Personal: Full name is Dennis Andrew Terrell ... Born Aug. 14, 1999 ... Son of Brian and Kimberly Terrell ... Has two siblings: Andrea and Anderson.

	AVG	GP	GS	AB	R	H	2B	3B	HR	RBI	SLG%	BB	HBP	SO
2019	.125	19	4	24	4	3	1	0	0	5	.167	5	1	7
2020	.143	8	6	21	6	3	0	0	0	4	.143	6	0	4
2021	.231	46	38	134	24	31	5	0	1	15	.291	19	9	37
Total	.207	73	48	179	34	37	6	0	1	24	.257	30	10	48



TYLER TUTHILL

21

PITCHER
JUNIOR
CLAYTON, N.C.
PRO5 BASEBALL ACADEMY



2021: Second-team All-Sun Belt selection who then went to pitch for the Falmouth Commodores of the Cape Cod Baseball League ... In Sun Belt regular-season games, ERA of 1.59 ranked second in the league, and opposing batting average of .160 was also second ... Went 4-6 overall with a 3.32 ERA in 14 games (all starts) and 89.1 innings, allowing opposing batters to hit just .174 while posting 76 strikeouts and 43 walks ... Had a 2.92 ERA for the season leading up to the final batter he faced in a Sun Belt tournament game against Louisiana ... Only Sun Belt pitcher with a nine-inning, complete-game win on the road, he struck out 11 batters (tying a career high set the previous week) and allowed four hits in a 2-1 win at Little Rock (retired 14 of the first 15 batters and 12 of the final 13 to be named the Sun Belt Pitcher of the Week) ... Allowed no hits in 6.2 innings against ULM ... In last four regular-season starts, totaled 28.2 innings, 30 strikeouts and just three earned runs allowed as App State went 3-1 (wins vs. ULM, Little Rock and South Alabama, with a loss at Miami) ... Allowed two earned runs or less in seven of his last nine regular-season starts and in nine of his 14 total starts ... Ranked first in the Sun Belt and 10th nationally in hits allowed per nine innings during the regular season with 5.07 — the number went down to 4.8 in league play ... With 32 career starts in hand (including 12 as the Game 2 weekend starter to begin his freshman season), has pitched at least 5.0 innings in 25 of the starts, including all 14 in 2021 ... Struck out five batters and allowed three hits in 6.0 scoreless innings as App State beat division champion South Alabama in the final regular-season series ... Finished with 11 strikeouts during his seven innings at Miami, allowing just two earned runs and extended his hitless streak to 10 consecutive innings before allowing Miami's first hit ... Allowed no hits in 6.2 innings against ULM as App State pitched 7.1 no-hit innings (struck out three and walked six in his 90-pitch outing, twice walking three batters in a row but getting out of those jams and then exiting with two runners in scoring position in a 4-0 game) ... In final start, App State trailed 3-2 with two away in the eighth inning, as he entered the eighth inning having struck out six of the last eight hitters he had faced.

2020 (no eligibility used due to COVID-19): Started in all four of his appearances as App State's Game 1 weekend starter ... Went 1-2 with a 4.74 ERA and 19 strikeouts (fourth-most on the team) in 19 innings pitched (fourth-most on the team) ... Earned his first win of the season at UNCG on Feb. 28, striking out five batters and allowing just one earned run in five innings ... Struck out a season-high six batters at Kentucky on Feb. 21 ... Allowed no earned runs in 4.2 innings at Charleston Southern on March 6 ... Lowered his ERA in each appearance ... Struck out at least four batters in each outing ... Gave up just four extra-base hits in 19 innings ... Named the No. 10 prospect in the Sun Belt for the 2021 MLB Draft in D1Baseball's 2020 Sun Belt Conference Preview ... Season was cut short due to the coronavirus (COVID-19) pandemic.

2019: As a freshman, spent most of the season as App State's Game 2 weekend starter before finishing the year as the Game 1 starter ... Named the league's No. 2 impact freshman by D1Baseball in the preseason, went 6-7 with a 4.36 ERA and 60 strikeouts in a team-high 74.1 innings ... Started the season 4-1 and was 6-4 following a four-hit shutout of then-first-place UTA on April 27. In throwing the first complete-game shutout by a Sun Belt pitcher in 2019 and one of only two on the year, faced only four batters over the minimum during a 6-0 win. Allowed four hits, struck out a career-high eight batters and issued no walks in his 94-pitch performance. The two hits he allowed in the first six innings occurred on a misplayed popup and a slow roller between the mound and first ... Named Sun Belt Pitcher of the Week after the UTA shutout ... Was No. 4 in the Sun Belt with a 3.53 ERA before his final start, and his ERA was at 3.00 through 11 of his 14 starts ... Allowed three earned runs or less in 10 of his 14 starts and gave up four hits or less in seven of his 14 starts ... In his first 11 starts, App State outscored its opponents 95-47 ... The 4-1 start to the season included wins against Manhattan (six Ks, three earned runs in 6.0 IP), Gardner-Webb (no runs and just one hit through the first five innings), Furman (one hit in five scoreless innings before four relievers allowed no hits over the last four innings) and Georgia State (two earned runs in 7.0 IP) ... Gave up one run on two hits in 4.0 IP in his debut at NCAA qualifier Tennessee.

High School: As a senior, took online academic courses while attending the Pro5 Baseball Academy, which is based in Holly Springs, N.C., and is the first full-time academy for baseball in North Carolina ... Had a .492 batting average, .579 on-base percentage, .639 slugging percentage, 39 hits, three triples, four home runs and 24 RBIs at the plate as a junior at Clayton High School. Went 6-0 on the mound with a 1.53 ERA, 24 hits allowed, 58 strikeouts, 15 walks and a 0.85 WHIP in 45.2 innings spread across 10 appearances ... Perfect Game Honorable Mention All-American as a junior ... Team MVP and Greater Neuse Conference Pitcher of the Year as a junior ... All-conference performer as a sophomore and junior ... All-Academic honoree in each of his first three seasons ... State Games participant as a sophomore and junior ... Coached by

Stacey Houser at Clayton ... Was a member of the Purpose Driven travel team coached by Jay Stott.

Personal: Full name is Tyler Kane Tuthill ... Son of Jason and Alyson Tuthill ... Born May 6, 2000 ... Has two siblings: Trevor and Caden ... Father played Division I baseball at Wagner College from 1992-96, when he was a team captain and all-conference player before playing one year of Independent professional baseball for the Altoona (Pa.) Rail Kings ... Mother played college basketball at Virginia Wesleyan.

	ERA	W	L	APP	GS	CG	SHO	SV	IP	H	R	ER	BB	SO
2019	4.36	6	7	14	14	1	1	0	74.1	62	46	36	33	60
2020	4.74	1	2	4	4	0	0	0	19.0	18	13	10	12	19
2021	2.87	4	5	13	13	1	0	0	81.2	46	31	26	41	67
Total	3.70	11	14	31	31	2	1	0	175	126	90	72	86	146



DALTON WILLIAMS

19

OUTFIELDER
SENIOR
DALLAS, N.C.
NORTH GASTON



2021: Appeared in 29 games and made 15 starts (nine in right field, six at DH) ... Finished with two homers, nine RBIs, one double, 10 total hits and four runs scored ... Homered this season in conference games against Georgia State (go-ahead, two-run shot in the seventh inning) and ULM (gave App State a 4-0 lead in a Friday night win) ... Saved a potential home run with a leaping catch against the wall at Miami.

2020 (no eligibility used due to COVID-19): Did not make any games appearances.

2019: Played in 37 games and started at DH in 27 games ... Hit .250 with two homers, 17 RBIs, 27 hits, four doubles and 15 runs scored ... First career homer gave App State a 1-0 lead in the second inning of a 6-3 win at NCAA Regional participant FAU and also homered at Coastal Carolina ... In a 24-3 win against Gardner-Webb, went 2-for-4 with three RBIs, three runs scored and two walks ... Had nine multi-hit games.

High School: NCBCA all-state selection after batting .397 with 20 RBIs and one home run as a senior at North Gaston, where he was the Offensive MVP for a team that went 22-5 ... Named to the All-Gaston County Baseball Championship Team and was a second-team All-Gaston Gazette selection in 2018 ... As a junior, earned second-team All-Gaston Gazette honors and helped lead his team to a 19-6 record. Led Gaston County with 28 runs batted in as a junior, hitting .353 with 15 runs scored, 30 hits and two home runs ... Played for coach Jesse Martin at North Gaston.

Personal: Full name is Dalton Tanner Williams ... Born Feb. 13, 2000 ... Son of Jody and Lisa Williams ... Has one sibling: Nathan ... Was a member of the 5 Star travel team coached by Brian Hoop.

	AVG	GP	GS	AB	R	H	2B	3B	HR	RBI	SLG%	BB	HBP	SO
2019	.250	37	27	108	15	27	4	0	2	17	.343	13	3	38
2021	.167	29	15	60	4	10	1	0	2	9	.283	7	2	26
Total	.220	66	42	168	19	37	5	0	4	26	.321	20	5	64



SECOND-YEAR STUDENT ATHLETES



CARSON ARNOLD

6

CATCHER
SOPHOMORE
MOORESVILLE, N.C.
LAKE NORMAN



2021: Appeared in 26 games and made 16 starts (often in mid-week games or when Hayden Cross was sidelined) ... In Sun Belt play, made eight starts and appeared in 11 games ... Collected first career hit, RBI and run scored against North Carolina A&T and delivered an RBI single at Miami.

High School: Batted .366 with 26 hits, 20 RBIs and a .435 on-base percentage as a junior before hitting .385 with eight RBIs in four games during an abbreviated senior season ... All-conference as a junior for a 22-6 team that reached the second round of the playoffs ... Named to the All-West Senior team by HighSchoolOT.com ... Batted .278 as a sophomore with 15 hits and 12 RBIs ... Played for coach Ty Wigginton at Lake Norman ... Competed for the South Charlotte Panthers travel team coached by Don Hutchins ... Born May 2, 2001 ... Son of Rodney and Carrie Arnold ... Has one sibling: Cameron.

	AVG	GP	GS	AB	R	H	2B	3B	HR	RBI	SLG%	BB	HBP	SO
2021	.043	26	16	47	2	2	0	0	0	2	.043	1	2	13
Total	.043	26	16	47	2	2	0	0	0	2	.043	1	2	13



HUNTER BRYSON

9

INFIELDER
REDSHIRT FRESHMAN
CHARLOTTE, N.C.
PROVIDENCE



2021: Did not make any game appearances.

High School: Finished prep career at Providence High School in Charlotte, playing an abbreviated senior season in 2020 with coach Danny Hignight ... As a junior at Tuscola High School in Waynesville, batted .377 with nine homers, 29 RBIs, 25 runs ... Enjoyed two-homer games against North Buncombe and Brevard ... Pitched in 11 games as a junior and finished with a 1.75 ERA ... Was also a football standout, starting at quarterback for Tuscola's football team ... Added two more homers and 16 runs scored as a sophomore ... Played for the South Charlotte Panthers travel team.



ELI ELLINGTON

29

PITCHER
REDSHIRT JUNIOR
CHARLOTTE, N.C.
COVENANT DAY (CHARLOTTE/ST. JOHNS RIVER STATE)



2021: Made 26 relief appearances, going 3-0 with five saves, a 3.50 ERA, 52 strikeouts and 17 walks and an opposing batting average of .180 in 46.1 innings ... In league play, went 2-0 with three saves, a 3.10 ERA and an opposing batting average of .169 ... In 12 games against Sun Belt teams (counting the tournament), had 10 scoreless outings, two wins, four saves and 25 strikeouts in 23.2 innings ... Earned a three-plus-inning save or relief win for the fourth time in the Sun Belt tournament, working around a one-out double in the top of the ninth inning and retiring nine of the 10 batters he faced in the 1-0 victory against Texas State ... Picked up the Game 2 win vs. South Alabama by recording 11 outs despite facing only 10 batters, five of whom were retired on strikeouts. Entering a bases-loaded, one-out jam with the score tied in the sixth inning, a failed squeeze play and strikeout to escape the jam preceded 1-2-3 efforts in the seventh, eighth and ninth innings ... Also earned saves in wins against North Carolina A&T, at Georgia Southern (3.0 scoreless innings), Georgia State and Little Rock (one hit allowed in 3.0 scoreless innings).

Previous Colleges: Posted a 2.48 ERA and a 5-1 record with 54 strikeouts over 32.2 innings in seven starts for Gulf Coast State during the 2020 season, which didn't count against his eligibility due to COVID-19 ... Had 11 strikeouts over six shutout innings against St. Johns River State and 11 strikeouts in six shutout innings against Black Hawk-Moline ... Also reached double figures in strikeouts with 10 in 4.0 in-

nings against Andrew ... Redshirted at Charlotte in 2018 and did not make any game appearances for the 49ers in 2019.

High School: Played at Covenant Day School in Charlotte, posting a 1.90 ERA for the Lions in nine appearances during his senior season ... Struck out 77 batters in 51.2 innings of work, limiting the opposition to a .150 batting average ... Son of Eric and Darla Ellington ... Has one brother: Adam.

	ERA	W	L	APP	GS	CG	SHO	SV	IP	H	R	ER	BB	SO
2021	3.52	3	0	25	0	0	0	5	46.0	30	18	18	17	51
Total	3.52	3	0	25	0	0	0	5	46	30	18	18	17	51



JERIAH HENRY

42

PITCHER
JUNIOR
LAKE WALES, FLA.
LAKE WALES (LAWSON STATE C.C.)




2021: Pitched in five games, totaling 3.0 innings and six strikeouts ... With two runners in scoring position and nobody out in the top of the third inning against North Carolina A&T, Henry struck out three straight batters to cap a scoreless outing ... Had two strikeouts in one inning of work against Charlotte.

Previous College: Played for coach Blake Lewis at Lawson State Community College in 2019 and 2020 ... Had an 0-1 record and 7.23 ERA with 18 strikeouts in 18.2 innings over 10 appearances in 2019 before striking out six batters in 5.2 innings over three appearances during an abbreviated 2020 season that doesn't count against his eligibility ... Helped Lawson State go 15-3 in 2020 ... Struck out six batters in 4.0 scoreless innings vs. Coastal Alabama-Monroeville in 2019 and had four strikeouts in 3.0 scoreless innings against Wallace-Selma.

High School: Had a 2.95 ERA in 21.1 innings as a senior at Lake Wales High School ... Lettered in baseball and football in high school, playing quarterback for Lake Wales ... Born Nov. 7, 1999 ... Grandson of Lorenzo Hampton Sr., who played running back at Florida and was a first-round draft pick of the Miami Dolphins in 1985.

	ERA	W	L	APP	GS	CG	SHO	SV	IP	H	R	ER	BB	SO
2021	27.00	0	0	5	0	0	0	0	3.0	9	9	9	5	6
Total	27.00	0	0	5	0	0	0	0	3	9	9	9	5	6



TREY TUJETSCH

38

PITCHER
SOPHOMORE
FORT MILL, S.C.
ARDREY KELL (SOUTH CAROLINA)



2021: Made 12 appearances, including eight starts, and pitched six scoreless innings as App State shutout Little Rock to end that Sun Belt series ... Finished season with a 1-6 record and a 9.86 ERA ... Recorded his first career win by allowing four hits and striking out four batters over the six innings in the 5-0 victory at Little Rock ... Took a 6-3 lead into the seventh inning of a midweek home start vs. Charlotte, holding the 49ers scoreless in five of the first six innings and totaling seven strikeouts ... Struck out six batters in 4.1 innings in a home start vs. Wake Forest, retiring 11 of the 15 batters he faced through four innings.

Previous College: Appeared in four games for South Carolina during the 2020 season, which doesn't count against his eligibility due to COVID-19 ... Posted a 2.70 ERA and five strikeouts in 3.1 innings pitched while allowing a .231 batting average to opposing hitters ... Member of the 2019-20 SEC First-Year Academic Honor Roll.

High School: Played for coach Hal Bagwell at Ardrey Kell in Charlotte ... Two-time all-state selection and three-time all-conference selection ... Finished prep career 27-2 with a 1.41 ERA ... Career strikeouts leader at Ardrey Kell ... Played on the South Charlotte Panthers travel team coached by Don Hutchins ... Born Nov. 24, 2000 ... Son of David and Teresa Tujetsch.

	ERA	W	L	APP	GS	CG	SHO	SV	IP	H	R	ER	BB	SO
2021	9.86	1	6	12	8	0	0	0	42.0	68	49	46	20	38
Total	9.86	1	6	12	8	0	0	0	42	68	49	46	20	38

SECOND-YEAR



2021 NEWCOMERS

2022 NEWCOMERS



RJ JOHNSON

2

OUTFIELDER
FRESHMAN
FRANKLINTON, N.C.
KERR-VANCE ACADEMY



High School:

Johnson boasted a .512 batting average for the Kerr-Vance Academy Spartan's out of Henderson, North Carolina ... He tallied 17 RBIs, belted four home runs and scored 29 runs in 2021 ... On the base paths, Johnson recorded a total of 35 stolen bases ... Named to HighSchoolOT's All-State First Team, which features the best high school players from across all state associations ... Was also named the Tar River Preps 2020-2021 Baseball Player of the Year helping Kerr-Vance win its fourth straight state title.



ALEX AGULIA

5

INFIELDER
JUNIOR
HIALEAH, FL
VCU/HILLSBOROUGH CC



VCU/Hillsborough CC:

Aguila is a Hillsborough Community College transfer where he competed in 32 games averaging .323 up at the plate to go along with an on-base percentage of .455 ... Drew 19 walks, stole 11 bases, scored 22 runs and accounted for a total of 14 RBIs in 96 at-bats for the Hawks ... Aguilia produced two doubles and a home run in his 31 total hits during 2021. In 2020, Aguilia was originally a transfer from VCU that played in 11 games as a freshman for the Rams, earning a total of four starts at shortstop ... Scored three runs in 16 plate appearances and drove in a RBI in a win against both Charlotte and Sacred Heart ... The Hialeah, Florida native attended the Elite Squad Academy and was ranked the No.16 shortstop in Florida coming out of high school ... Was named the 2019 Perfect Game Preseason All-American.



AUSTIN ST. LAURENT

7

INFIELDER/PITCHER
REDSHIRT FRESHMAN
ELON, N.C.
EAST CAROLINA



East Carolina:

East Carolina transfer ... The 6-foot, 185-pound shortstop attended Western Alamance High School ... Earned five total letters (baseball 4, football 1) at Western Alamance ... Named team captain senior year and helped the Warriors to a four-year composite record of 64-24 with 35 conference wins ... Was a member of the 2018 conference championship squad ... Posted a .368 career batting average to go along with five home runs, three triples and 12 doubles ... Drove in 47 runs while scoring 50 ... Played for the Carolina Disco Turkeys, a collegiate summer ball team and a member of the Textile League, in the summer of 2021 ... Held a .478 on-base percentage and the squad's second-best batting average with a .321.



JACOB WHITLEY

8

CATCHER
GRADUATE STUDENT
CLEMMONS, NC
CHARLOTTE



Charlotte:

Averaged a .244 career batting average for the Charlotte 49ers ... Boasted a .522 average in 2021, making an appearance in 19 games ... Whitley tallied 12 hits, three doubles and a home run in just 23 plate appearances in 2021 ... Recorded a season high of two hits against William & Mary and App State ... Belted his lone home run against UNCW sparking a 15-14 comeback-win over the Seahawks ... Originally a transfer from Gardner-Webb, the Clemmons, North Carolina native played his high school ball at West Forsyth High School ... As a West Forsyth Titan, he won two all-conference awards, back-to-back defensive player of year award honors and helped the Titans win a state title in 2014.




XANDER HAMILTON

18

PITCHER/UTILITY
SOPHOMORE
RALEIGH, N.C.
VIRGINIA TECH

Virginia Tech:

Made nine relief appearances on the mound for the Virginia Tech Hokies in two total seasons ... Four of his nine appearances were against ACC opponents ... The transfer held a 5.40 career ERA for the Hokies tallying 6.2 innings of work ... Was named the Cap 7 Pitcher of the Year as a high school senior for Needham B. Broughton ... Recorded a 5-3 record, a 1.80 ERA and 89 strikeouts in 54.1 innings during his senior year.



SETH WHITLEY

22

PITCHER
FRESHMAN
MIADEN, N.C.
NORTH LINCOLN

High School:

A Maiden, North Carolina native that helped to lead North Lincoln High School to an 11-4 overall record and a playoff appearance in 2021 ... Had four appearances on the mound in 2021 accumulating a 3.32 ERA and a 1-0 record ... Whitley tossed 19 innings in 2021 fanning a total of 31 batters ... Recorded an 8-3 record on the bump as a sophomore and finished with a high school career ERA of 1.94, according to Maxpreps.com.



ALEX REED

24

INFIELDER
JUNIOR
CHESTER, S.C.
BRUNSWICK CC

Brunswick CC:

A JUCO transfer from Brunswick Community College and a Chester, South Carolina native ... With Brunswick, Reed averaged .321 up at the plate, tallied 52 RBIs and hit 11 home runs ... Attended Lewisville High School in Richburg, South Carolina ... named all-state his junior and senior seasons and won a state championship during his senior campaign.



TREY JERNIGAN

25

PITCHER
GRADUATE STUDENT
GREENVILLE, N.C.
UNCA

UNCA:

The grad transfer made 58 total appearances and three starts on the bump for UNC-Asheville ... In four seasons with the Bulldogs, the Greenville, North Carolina native recorded a career ERA of 9.00 with a season-best ERA of 5.50 during his senior season ... In 2021, Jernigan made a team-high 20 appearances, tossing more than one inning in 12 of those appearances ... Fanned 32 batters in 36 innings of work in 2021 ... Earned a win with three scoreless innings versus Charleston Southern ... Jernigan was credited with a 2-5 overall record in four years with the Bulldogs ... In the summer of 2021, Jernigan helped the Coastal Plain League's Morehead City Marlins clinch the West Division Title en route to the Pettit Cup Championship series ... He pitched 15.1 innings for the Marlins boasting a 2-0 record and one save, tallying 16 total strikeouts.



BRAXTON CHURCH 27

CATCHER
FRESHMAN
NORTH WILKESBORO, N.C.
WEST WILKES HS



runs and hit three home runs ... The two-way JUCO player also tossed 23.1 innings striking out 7.71 batters per game ... Attended Apex Friendship High School for coach Guy Civitello ... Led high school squad in hits, doubles, triples, and in walks in 2018 ... Also earned Academic All-Conference honors.

High School:

The West Wilkes senior catcher averaged .475 during the 2021 campaign, tallying nine doubles, one triple, and three home runs for the Blackhawks ... Named to the HighSchoolOT's All-State Third Team, which features the best high school players from across all state associations.



JORDAN FISHER 46

PITCHER
FRESHMAN
DENVER, N.C.
EAST LINCOLN

Walkon:



DYLAN ROGERS 28

OUTFIELDER
SOPHOMORE
SPARTANBURG, N.C.
KENTUCKY/CHATTahoochee VALLEY CC



Kentucky/Chattahoochee Valley CC:

A Chattahoochee Valley Community College transfer that lit up the Appalachian League, a MLB and USA Baseball prospect developmental pipeline, this summer for the Princeton WhistlePigs ... Named to the 2021 All-Appalachian League Team as an outfielder ... Belted a three-run home run in the 2021 Appalachian League All-Star Game ... Held .405 batting average for Chattahoochee Valley in 2021 boasting a slugging percentage of .647 ... Recorded seven home runs, three triples, and 10 doubles in his 62 hits ... Lead his squad in stolen bases with five ... Named Alabama Community College Conference All-South Team.



CAMERON CARTER 36

PITCHER
SOPHOMORE
NAYLOR, GA
SEMINOLE STATE COLLEGE



Seminole State College:

Hurled team-leading 81.2 innings on the mound for Seminole State in 18 total appearances in 2021 ... Amassed a 5-3 overall record, tallied 71 strikeouts and produced a 4.08 ERA as a freshman ... Averaged 7.82 strikeouts per nine frames ... Attended Lowndes High School in Valdosta, Georgia, earning a Region 7A Pitcher of the Year Award honors.



CALEB CROSS 37

PITCHER
SOPHOMORE
SANFORD, N.C.
UNCA



UNCA:

Transfer from UNC-Asheville ... The right-handed pitcher from Sanford, North Carolina appeared in 13 games for the Bulldogs and made one start on the mound ... Recorded 19.2 innings, struck out 11, and held opposing hitters to a .278 batting average in 2021... Tossed more than one inning in eight of his 13 outings ... Finished his freshman season with a 5.03 ERA.



GREY LASPALUTO 44

PITCHER/INFIELDER
SOPHOMORE
APEX, N.C.
GARDNER-WEBB/CHATTANOOGA STATE

Gardner-Webb/Chattanooga State:

A Gardner-Webb and a Chattanooga State transfer ... The shortstop played 37 games for Chattanooga State in 2021 averaging .360 up at the dish ... Drove in 20

APP STATE BASEBALL

2021 SEASON RECAP





**2021 App State Baseball
Overall Statistics for App State (FINAL)
(All games Sorted by Batting avg)**

Record: 21-31 Home: 12-8 Away: 8-22 Neutral: 1-1 Sun Belt: 11-10

Player	avg	gp-gs	ab	r	h	2b	3b	hr	rbi	tb	slg%	bb	hp	so	gdp	ob%	sf	sh	sb-att	po	a	e	fld%
4 Drumheller, Luke	.289	52-52	201	30	58	10	1	5	39	85	.423	12	11	56	2	.354	5	0	4-6	88	121	3	.986
28 Young, Robbie	.287	52-52	181	24	52	7	1	3	28	70	.387	22	5	22	1	.373	4	2	6-8	408	24	2	.995
3 Welch, Bailey	.272	52-52	169	34	46	10	2	4	20	72	.426	25	7	24	2	.384	2	0	5-6	74	137	8	.963
22 Leshock, Alex	.267	49-49	146	26	39	5	1	1	19	49	.336	19	17	46	0	.410	1	4	7-10	109	0	2	.982
5 McGowan, Kendall	.260	52-48	192	28	50	7	3	6	26	81	.422	14	4	45	3	.321	2	0	4-4	62	4	2	.971
35 Cross, Hayden	.236	41-33	106	13	25	3	1	1	10	33	.311	19	3	15	2	.364	1	2	2-3	267	35	4	.987
32 Terrell, Andrew	.225	46-39	138	24	31	5	0	1	15	39	.283	19	9	38	0	.353	1	4	9-13	32	23	0	1.000
34 Cole, Phillip	.204	47-40	147	15	30	11	1	2	21	49	.333	8	3	40	2	.256	2	0	3-3	69	3	0	1.000
17 Greckel, Andrew	.197	22-18	61	5	12	4	0	1	5	19	.311	14	2	21	0	.359	1	0	0-0	5	21	2	.929
7 Idol, Peyton	.194	42-29	103	17	20	4	1	1	12	29	.282	20	5	37	0	.349	1	0	2-2	7	26	8	.805
19 Williams, Dalton	.167	29-15	60	4	10	1	0	2	9	17	.283	7	2	26	0	.268	2	0	1-1	16	1	0	1.000
24 Lewis, Trent	.151	30-11	53	3	8	2	0	0	4	10	.189	5	1	19	1	.237	0	0	0-0	10	12	4	.846
6 Arnold, Carson	.043	26-16	47	2	2	0	0	0	2	2	.043	1	2	13	1	.100	0	3	0-0	126	11	2	.986

27 Leek, Tyler	.265	13-9	34	4	9	1	0	0	3	10	.294	2	0	11	1	.297	1	0	0-0	0	0	0	.000
Lipson	.222	5-3	9	2	2	0	0	0	0	2	.222	1	1	2	1	.364	0	0	0-0	20	2	1	.957
40 Kaloudis, Vasili	.000	14-1	14	0	0	0	0	0	0	0	.000	0	1	8	0	.067	0	0	0-1	3	4	1	.875
2 Raynor, Austin	.000	11-1	8	0	0	0	0	0	1	0	.000	2	1	7	0	.273	0	0	0-0	2	0	0	1.000
Totals	.236	52	1669	231	394	70	11	27	214	567	.340	190	74	430	16	.336	23	15	43-57	1320	482	45	.976
Opponents	.273	52	1701	346	465	112	8	63	325	782	.460	238	47	424	18	.374	22	32	43-59	1344	425	47	.974

LOB - Team (396), Opp (374). DPs turned - Team (30), Opp (28). IBB - Team (4), Young 3, Cross 1, Opp (4). Picked off - Idol 2, Leshock 2, Welch 1, Young 1.

(All games Sorted by Earned run avg)

Player	era	w-l	app	gs	cg	sho	sv	ip	h	r	er	bb	so	2b	3b	hr	b/avg	wp	hp	bk	sfa	sha
21 Tuthill, Tyler	3.32	4-6	14	14	1	0/0	0	89.1	52	38	33	43	76	17	2	6	.174	11	14	1	3	11
18 Martinez, Quinton	5.63	3-7	13	13	0	0/2	0	62.1	69	44	39	23	46	18	1	10	.283	5	1	0	1	5

34 Cole, Phillip	0.00	0-0	2	0	0	0/0	0	2.0	0	0	0	0	4	0	0	0	.000	0	0	0	0	0
29 Ellington, Eli	3.50	3-0	26	0	0	0/2	5	46.1	30	18	18	17	52	10	0	4	.180	7	4	0	1	1
16 Hall, Noah	3.99	5-1	18	5	0	0/0	3	49.2	39	25	22	23	52	8	1	5	.218	4	2	0	2	3
30 Roberts, Shane	5.51	1-1	15	0	0	0/0	0	16.1	14	10	10	11	15	2	0	3	.230	6	1	0	3	0
20 Papp, Andrew	7.00	0-0	18	0	0	0/0	1	18.0	29	16	14	7	15	3	1	1	.377	1	2	0	5	1
46 Peterson, Ben	7.08	2-3	11	4	0	0/1	0	20.1	16	18	16	19	16	4	1	1	.211	7	6	0	0	0
26 Comatzer, Jason	7.71	1-2	16	2	0	0/1	0	35.0	49	32	30	15	40	13	2	3	.327	4	3	0	1	1
32 Terrell, Andrew	8.76	1-2	9	2	0	0/0	2	12.1	17	12	12	5	18	7	0	2	.304	0	3	0	0	0
38 Tujetsch, Trey	9.86	1-6	12	8	0	0/1	0	42.0	68	49	46	20	38	12	0	12	.391	3	1	0	3	8
37 Roberts, Cam	10.22	0-1	10	2	0	0/0	0	12.1	20	15	14	8	8	3	0	3	.370	3	4	0	0	0
14 Smith, Cy	11.25	0-1	14	0	0	0/0	0	12.0	15	15	15	17	13	5	0	3	.313	2	3	0	0	1
33 Primm, Austin	12.91	0-0	8	0	0	0/0	0	7.2	13	11	11	5	8	4	0	5	.394	2	1	0	2	0
45 Stinson, AJ	14.54	0-0	7	0	0	0/0	0	4.1	5	9	7	9	7	1	0	1	.278	3	1	0	1	0
11 Mauldin, Evan	19.89	0-0	6	0	0	0/0	0	6.1	12	14	14	9	9	1	0	1	.387	1	0	0	0	1
42 Henry, Jeriah	27.00	0-0	5	0	0	0/0	0	3.0	9	9	9	5	6	2	0	2	.500	4	0	0	0	0
13 Hooper, Cole	99.00	0-1	2	2	0	0/0	0	0.2	8	11	11	2	1	2	0	1	.800	1	1	0	0	0
Totals	6.57	21-31	52	52	1	3/3	11	440.0	465	346	321	238	424	112	8	63	.273	64	47	1	22	32
Opponents	4.10	31-21	52	52	1	3/3	12	448.0	394	231	204	190	430	70	11	27	.236	47	74	5	23	15

PB - Team (6), Arnold 5, Cross 1, Opp (8). Pickoffs - Team (3), Martinez 2, Tujetsch 1, Opp (6). SBA/ATT - Cross (24-34), Arnold (18-19), Tuthill (6-11), Martinez (5-9), Cornatzer (8-8), Tujetsch (5-6), Hall (2-4), Ellington (3-4), Mauldin (3-3), Peterson (3-3), S. Roberts (3-3), Papp (2-3), Lipson (1-2), Terrell (1-1), Stinson (1-1), Primm (0-1), Hooper (1-1), C. Roberts (0-1).



2021 App State Baseball Conference statistics for App State (FINAL) (Sun Belt games only Sorted by Batting avg)

Record: 11-10 Home: 8-4 Away: 3-6 Sun Belt: 11-10

Player	avg	gp-gs	ab	r	h	2b	3b	hr	rbi	tb	slg%	bb	hp	so	gdp	ob%	sf	sh	sb-att	po	a	e	fld%	
3 Welch, Bailey	.368	21-21	68	16	25	3	0	3	10	37	.544	12	3	11	0	.476	1	0	3-4	30	61	1	.989	
28 Young, Robbie	.338	21-21	74	8	25	3	0	2	20	34	.459	6	2	7	0	.384	4	0	1-2	176	10	0	1.000	
35 Cross, Hayden	.300	15-13	40	10	12	3	1	1	4	20	.500	9	2	3	1	.451	0	0	1-1	97	9	1	.991	
4 Drumheller, Luke	.289	21-21	83	14	24	6	0	3	17	39	.470	1	4	20	2	.322	2	0	0-0	32	51	1	.988	
5 McGowan, Kendall	.275	21-21	80	11	22	4	1	2	11	34	.425	6	1	19	2	.330	1	0	1-1	22	2	1	.960	
22 Leshock, Alex	.241	19-19	54	9	13	2	0	1	6	18	.333	7	8	16	0	.406	0	2	1-3	56	0	0	1.000	
19 Williams, Dalton	.227	8-5	22	2	5	0	0	2	4	11	.500	2	0	11	0	.292	0	0	0-0	7	1	0	1.000	
7 Idol, Peyton	.213	17-14	47	10	10	3	0	1	9	16	.340	9	2	16	0	.356	1	0	1-1	4	11	6	.714	
32 Terrell, Andrew	.200	19-16	55	14	11	2	0	1	8	16	.291	7	7	15	0	.362	0	0	4-5	9	16	0	1.000	
34 Cole, Phillip	.196	20-16	56	4	11	5	1	0	2	18	.321	1	2	12	2	.237	0	0	1-1	33	2	0	1.000	
27 Leek, Tyler	.190	7-6	21	2	4	0	0	0	3	4	.190	0	0	6	1	.182	1	0	0-0	0	0	0	.000	
24 Lewis, Trent	.042	11-6	24	1	1	0	0	0	2	1	.042	2	1	10	1	.148	0	0	0-0	2	3	2	.714	
6 Arnold, Carson	.000	11-8	21	1	0	0	0	0	0	0	.000	1	1	6	0	.087	0	2	0-0	55	5	1	.984	

17 Greckel, Andrew	.000	4-2	9	1	0	0	0	0	0	0	.000	2	1	5	0	.250	0	0	0-0	1	3	2	.667	
2 Raynor, Austin	.000	2-0	2	0	0	0	0	0	0	0	.000	0	0	2	0	.000	0	0	0-0	1	0	0	1.000	
40 Kaloudis, Vasili	.000	3-0	1	0	0	0	0	0	0	0	.000	0	0	0	0	.000	0	0	0-1	0	0	0	.000	
Totals	.248	21	657	103	163	31	3	16	96	248	.377	65	34	159	9	.342	10	4	13-19	533	199	17	.977	
Opponents	.265	21	676	121	179	39	4	21	113	289	.428	77	25	157	6	.356	11	17	19-23	525	169	19	.973	

LOB - Team (142), Opp (152). DPs turned - Team (10), Opp (17). IBB - Team (2), Young 1, Cross 1, Opp (1).

(Sun Belt games only Sorted by Earned run avg)

Player	era	w-l	app	gs	cg	sho	sv	ip	h	r	er	bb	so	2b	3b	hr	b/avg	wp	hp	bk	sfa	sha
21 Tuthill, Tyler	1.59	3-2	7	7	1	0/0	0	45.1	24	10	8	21	32	8	2	1	.160	4	8	0	2	6
18 Martinez, Quinton	5.83	1-2	5	5	0	0/0	0	29.1	35	24	19	9	22	8	1	5	.294	3	1	0	1	1
16 Hall, Noah	6.00	2-1	7	4	0	0/0	2	24.0	23	18	16	7	30	6	0	4	.253	1	2	0	2	3

34 Cole, Phillip	0.00	0-0	1	0	0	0/0	0	1.0	0	0	0	0	3	0	0	0	.000	0	0	0	0	0
14 Smith, Cy	1.93	0-0	4	0	0	0/0	0	4.2	4	1	1	3	5	1	0	1	.250	1	2	0	0	0
29 Ellington, Eli	3.10	2-0	10	0	0	0/1	3	20.1	12	7	7	5	20	2	0	2	.169	0	2	0	1	0
32 Terrell, Andrew	5.40	0-0	3	0	0	0/0	1	5.0	3	3	3	1	5	2	0	1	.158	0	3	0	0	0
38 Tujetsch, Trey	7.30	1-2	4	3	0	0/1	0	12.1	21	10	10	3	7	2	0	3	.412	1	0	0	0	5
30 Roberts, Shane	7.50	1-0	5	0	0	0/0	0	6.0	8	5	5	4	6	0	0	1	.308	4	1	0	0	0
26 Comatzer, Jason	7.64	1-2	7	2	0	0/0	0	17.2	25	16	15	7	17	6	1	2	.338	1	1	0	1	1
33 Primm, Austin	16.20	0-0	3	0	0	0/0	0	1.2	3	3	3	2	1	1	0	0	.429	1	0	0	1	0
20 Papp, Andrew	17.36	0-0	5	0	0	0/0	1	4.2	8	9	9	4	4	1	0	0	.400	0	2	0	2	1
45 Stinson, AJ	18.00	0-0	2	0	0	0/0	0	1.0	0	2	2	3	1	0	0	0	.000	1	1	0	1	0
37 Roberts, Cam	24.00	0-1	3	0	0	0/0	0	3.0	9	8	8	4	3	2	0	1	.529	2	2	0	0	0
11 Mauldin, Evan	27.00	0-0	1	0	0	0/0	0	1.1	4	4	4	2	1	0	0	0	.500	1	0	0	0	0
42 Henry, Jeriah	27.00	0-0	1	0	0	0/0	0	0.1	0	1	1	2	0	0	0	0	.000	3	0	0	0	0
Totals	5.62	11-10	21	21	1	1/1	7	177.2	179	121	111	77	157	39	4	21	.265	23	25	0	11	17
Opponents	4.73	10-11	21	21	1	1/1	5	175.0	163	103	92	65	159	31	3	16	.248	15	34	4	10	4

PB - Team (2), Arnold 2, Opp (1). Pickoffs - Team (2), Martinez 2. SBA/ATT - Cross (10-12), Arnold (9-9), Tuthill (5-7), Cornatzer (4-4), Martinez (2-3), Ellington (1-2), Tujetsch (2-2), Papp (2-2), Mauldin (1-1), Terrell (1-1), Stinson (1-1).

**2021 App State Baseball
Overall Statistics for App State (FINAL)
(All games Sorted by Fielding pct)**

Player	c	po	a	e	fld%	dp	sba	csb	sba%	pb	ci
34 Cole, Phillip	72	69	3	0	1.000	1	0	0	---	0	0
32 Terrell, Andrew	55	32	23	0	1.000	0	1	0	1.000	0	0
19 Williams, Dalton	17	16	1	0	1.000	0	0	0	---	0	0
29 Ellington, Eli	7	0	7	0	1.000	0	3	1	.750	0	0
37 Roberts, Cam	5	2	3	0	1.000	1	0	1	.000	0	0
26 Cornatzer, Jason	4	1	3	0	1.000	0	8	0	1.000	0	0
33 Primm, Austin	3	2	1	0	1.000	0	0	1	.000	0	0
20 Papp, Andrew	3	3	0	0	1.000	0	2	1	.667	0	0
14 Smith, Cy	3	1	2	0	1.000	0	0	0	---	0	0
2 Raynor, Austin	2	2	0	0	1.000	0	0	0	---	0	0
30 Roberts, Shane	1	1	0	0	1.000	0	3	0	1.000	0	0
11 Mauldin, Evan	1	0	1	0	1.000	0	3	0	1.000	0	0
28 Young, Robbie	434	408	24	2	.995	28	0	0	---	0	0
35 Cross, Hayden	306	267	35	4	.987	1	24	10	.706	1	0
4 Drumheller, Luke	212	88	121	3	.986	25	0	0	---	0	0
6 Arnold, Carson	139	126	11	2	.986	1	18	1	.947	5	0
22 Leshock, Alex	111	109	0	2	.982	0	0	0	---	0	0
5 McGowan, Kendall	68	62	4	2	.971	0	0	0	---	0	0
3 Welch, Bailey	219	74	137	8	.963	19	0	0	---	0	0
Lipson	23	20	2	1	.957	0	1	1	.500	0	0
18 Martinez, Quinton	19	5	13	1	.947	0	5	4	.556	0	0
17 Greckel, Andrew	28	5	21	2	.929	3	0	0	---	0	0
38 Tujetsch, Trey	10	1	8	1	.900	0	5	1	.833	0	0
21 Tuthill, Tyler	19	3	14	2	.895	0	6	5	.545	0	0
40 Kaloudis, Vasili	8	3	4	1	.875	0	0	0	---	0	0
16 Hall, Noah	7	2	4	1	.857	0	2	2	.500	0	0
24 Lewis, Trent	26	10	12	4	.846	2	0	0	---	0	0
7 Idol, Peyton	41	7	26	8	.805	1	0	0	---	0	0
46 Peterson, Ben	4	1	2	1	.750	0	3	0	1.000	0	0
13 Hooper, Cole	0	0	0	0	.000	0	1	0	1.000	0	0
27 Leek, Tyler	0	0	0	0	.000	0	0	0	---	0	0
42 Henry, Jeriah	0	0	0	0	.000	0	0	0	---	0	0
45 Stinson, AJ	0	0	0	0	.000	0	1	0	1.000	0	0
Totals	1847	1320	482	45	.976	30	43	16	.729	6	0
Opponents	1816	1344	425	47	.974	28	43	14	.754	8	0

Hitting minimums - 1 Games 1.0 TPA/Game

Pitching minimums - 1 Games 1.0 IP/Game



**2021 App State Baseball
Game Results for App State (FINAL)
(All games)**

Date	Opponent	Score	Inns	Overall	Sun Belt	Pitcher of record	Attend	Time
Feb 20, 2021	at Winthrop-1	w 4-1	9	1-0-0	0-0-0	Hall (W 1-0)	180	2:59
Feb 20, 2021	at Winthrop-2	w 4-0	9	2-0-0	0-0-0	Martinez (W 1-0)	175	3:00
Feb 21, 2021	at Winthrop	L 9-10	9	2-1-0	0-0-0	Smith (L 0-1)	120	3:34
Feb 23, 2021	at ETSU	w 5-4	9	3-1-0	0-0-0	Hall (W 2-0)	308	3:25
Feb 27, 2021	NORTH CAROLINA A&T-1	w 6-2	9	4-1-0	0-0-0	Tuthill (W 1-0)	120	2:48
Feb 27, 2021	NORTH CAROLINA A&T-2	w 7-6	9	5-1-0	0-0-0	Martinez (W 2-0)	120	3:10
Feb 28, 2021	at North Carolina A&T	L 3-11	9	5-2-0	0-0-0	Hooper (L 0-1)	0	3:29
Mar 02, 2021	NORTH CAROLINA A&T	w 14-7	9	6-2-0	0-0-0	Terrell (W 1-0)	120	4:07
Mar 05, 2021	at #17 East Carolina	L 2-13	9	6-3-0	0-0-0	Tuthill (L 1-1)	1135	3:32
Mar 06, 2021	at #17 East Carolina	L 2-5	9	6-4-0	0-0-0	Martinez (L 2-1)	1184	3:08
Mar 07, 2021	at #17 East Carolina	L 2-10	9	6-5-0	0-0-0	Tujetsch (L 0-1)	1194	3:06
Mar 12, 2021	at UNCW	L 1-6	9	6-6-0	0-0-0	Tuthill (L 1-2)	492	2:38
Mar 13, 2021	at UNCW	L 1-4	9	6-7-0	0-0-0	Martinez (L 2-2)	500	3:01
Mar 14, 2021	at UNCW	L 1-7	9	6-8-0	0-0-0	Terrell (L 1-1)	492	3:23
Mar 16, 2021	NORTH CAROLINA A&T	w 14-5	9	7-8-0	0-0-0	Peterson (W 1-0)	210	3:29
* Mar 19, 2021	ARKANSAS STATE	w 5-4	9	8-8-0	1-0-0	Tuthill (W 2-2)	220	2:37
* Mar 20, 2021	ARKANSAS STATE	w 8-3	9	9-8-0	2-0-0	Martinez (W 3-2)	220	2:44
* Mar 21, 2021	ARKANSAS STATE	w 12-2	7	10-8-0	3-0-0	Hall (W 3-0)	215	2:14
Mar 23, 2021	at Charlotte	L 5-15	9	10-9-0	3-0-0	Peterson (L 1-1)	1648	4:23
* Mar 26, 2021	at Georgia Southern	L 1-3	9	10-10-0	3-1-0	Tuthill (L 2-3)	779	3:11
* Mar 27, 2021	at Georgia Southern	L 2-10	9	10-11-0	3-2-0	Martinez (L 3-3)	735	3:43
* Mar 28, 2021	at Georgia Southern	w 3-1	9	11-11-0	4-2-0	Hall (W 4-0)	607	2:52
Mar 30, 2021	at Wake Forest	L 7-15	9	11-12-0	4-2-0	Peterson (L 1-2)	526	3:42
Apr 06, 2021	at NC State	L 2-13	9	11-13-0	4-2-0	Martinez (L 3-4)	365	3:23
* Apr 09, 2021	GEORGIA STATE	w 4-2	9	12-13-0	5-2-0	Cornatzer (W 1-0)	220	2:37
* Apr 11, 2021	GEORGIA STATE-1	w 9-7	9	13-13-0	6-2-0	Ellington (W 1-0)	220	3:08
* Apr 11, 2021	GEORGIA STATE-2	L 13-15	9	13-14-0	6-3-0	C. Roberts (L 0-1)	220	4:18
Apr 13, 2021	WAKE FOREST	L 0-12	9	13-15-0	6-3-0	Tujetsch (L 0-2)	220	3:11
Apr 16, 2021	at Lipscomb	w 9-5	(11)	14-15-0	6-3-0	Hall (W 5-0)	197	4:26
Apr 17, 2021	at Lipscomb	L 2-4	9	14-16-0	6-3-0	Martinez (L 3-5)	227	2:49
Apr 18, 2021	at Lipscomb	w 4-3	9	15-16-0	6-3-0	Ellington (W 2-0)	207	3:35
Apr 20, 2021	CHARLOTTE	L 8-11	9	15-17-0	6-3-0	S. Roberts (L 0-1)	190	3:32
* Apr 23, 2021	at Troy	L 0-2	9	15-18-0	6-4-0	Tuthill (L 2-4)	843	2:38
* Apr 25, 2021	at Troy-1	L 4-9	9	15-19-0	6-5-0	Cornatzer (L 1-1)	804	3:17
* Apr 25, 2021	at Troy-2	L 2-12	8	15-20-0	6-6-0	Martinez (L 3-6)	804	2:56
Apr 27, 2021	NC STATE	L 3-7	9	15-21-0	6-6-0	Tujetsch (L 0-3)	220	2:43
* Apr 30, 2021	ULM	w 6-4	9	16-21-0	7-6-0	Tuthill (W 3-4)	205	2:46
* May 01, 2021	ULM	L 7-10	9	16-22-0	7-7-0	Hall (L 5-1)	210	3:04
* May 02, 2021	ULM	L 5-13	8	16-23-0	7-8-0	Tujetsch (L 0-4)	200	3:17
May 07, 2021	at Miami (FL)	L 2-4	9	16-24-0	7-8-0	Tuthill (L 3-5)	651	3:29
May 08, 2021	at Miami (FL)	L 1-16	9	16-25-0	7-8-0	Tujetsch (L 0-5)	653	3:28
May 09, 2021	at Miami (FL)	L 2-10	6	16-26-0	7-8-0	Martinez (L 3-7)	612	5:05
May 11, 2021	ETSU	L 5-10	9	16-27-0	7-8-0	Terrell (L 1-2)	190	3:32
* May 14, 2021	at Little Rock	w 2-1	9	17-27-0	8-8-0	Tuthill (W 4-5)	329	2:35
* May 15, 2021	at Little Rock	L 2-4	9	17-28-0	8-9-0	Cornatzer (L 1-2)	378	2:49
* May 16, 2021	at Little Rock	w 5-0	9	18-28-0	9-9-0	Tujetsch (W 1-5)	271	3:26
May 18, 2021	at #21 South Carolina	L 0-2	9	18-29-0	9-9-0	Peterson (L 1-3)	2538	2:21
* May 20, 2021	SOUTH ALABAMA	w 6-4	9	19-29-0	10-9-0	S. Roberts (W 1-0)	389	2:47
* May 21, 2021	SOUTH ALABAMA	w 4-2	9	20-29-0	11-9-0	Ellington (W 3-0)	469	2:35
* May 22, 2021	SOUTH ALABAMA	L 3-13	7	20-30-0	11-10-0	Tujetsch (L 1-6)	440	2:34
May 25, 2021	vs #6 Texas State	w 1-0	9	21-30-0	11-10-0	Peterson (W 2-3)	0	2:39
May 27, 2021	vs #1 Louisiana	L 2-7	9	21-31-0	11-10-0	Tuthill (L 4-6)	0	2:38

() extra inning game

**2021 App State Baseball
Games Summary for App State (as of May 28, 2021)
(All games)**

Score by innings	1	2	3	4	5	6	7	8	9	EX	Total
App State	19	18	27	34	24	33	33	27	12	4	231
Opponents	40	37	40	31	48	48	37	37	28	0	346
Record when ...											
Overall			21-31					After 6 leading			15-2
Conference			11-10				 trailing			3-26
Non-Conference			10-21				 tied			3-2
Home games			12-8					After 7 leading			16-3
Away games			8-22				 trailing			2-26
Neutral site			1-1				 tied			2-0
Day games			17-22					After 8 leading			18-3
Night games			4-9				 trailing			1-24
vs Left starter			4-6				 tied			1-0
vs Right starter			17-25								
1-Run games			6-1					Hit 0 home runs			11-20
2-Run games			6-7					... 1 home run			7-9
5+Run games			5-18					... 2+ home runs			3-2
Extra innings			1-0								
Shutouts			3-3					Opponent 0 home runs			12-8
							 1 home run			4-8
							 2+ HRs			5-15
Scoring 0-2 runs			2-19								
..... 3-5 runs			9-7								
..... 6-9 runs			7-4					Made 0 errors			11-12
..... 10+ runs			3-1				 1 error			8-11
							 2+ errors			2-8
Opponent 0-2 runs			10-2								
..... 3-5 runs			8-6					Opp. made 0 errors			6-17
..... 6-9 runs			3-5				 1 error			5-9
..... 10+ runs			0-18				 2+ errors			10-5
Scored in 1st inning			6-7					Out-hit opponent			14-4
Opp. scored in 1st			4-15					Out-hit by opponent			1-25
Scores first			13-11					Hits are tied			6-2
Opp. scores first			8-20								

Record when team scores:

Runs	0	1	2	3	4	5	6	7	8	9	10+
W-L	0-3	1-5	1-11	1-3	5-1	3-3	3-0	1-2	1-1	2-1	3-1

Record when opponent scores:

Runs	0	1	2	3	4	5	6	7	8	9	10+
W-L	3-0	3-0	4-2	2-1	4-4	2-1	1-1	2-3	0-0	0-1	0-18

Record when leading after:

Inn.	1	2	3	4	5	6	7	8
W-L	5-3	8-5	11-5	11-3	13-2	15-2	16-3	18-3

Record when trailing after:

Inn.	1	2	3	4	5	6	7	8
W-L	3-14	4-19	4-22	2-24	3-29	3-26	2-26	1-24

Record when tied after:

Inn.	1	2	3	4	5	6	7	8
W-L	13-14	9-7	6-4	8-4	5-0	3-2	2-0	1-0

Current losing streak: 1
 Longest winning streak: 4
 Longest losing streak: 6

Home attendance : 4618 (20 dates avg = 230)
 Away attendance : 18954 (32 dates avg = 592)
 Total attendance: 23572 (52 dates avg = 453)



2021 App State Baseball Team Game-by-Game for App State (FINAL) Batting (All games)

2021 RECAP

Date	Opponent	ab	r	h	rbi	2b	3b	hr	tb	bb	ibb	sb	cs	hbp	sac	sf	gdp	k	po	a	e	lob	avg
Feb 20	at Winthrop	28	4	4	4	1	0	1	8	5	0	0	0	2	0	1	2	5	27	8	2	5	.143
Feb 20	at Winthrop	32	4	7	2	0	0	1	10	5	0	2	0	2	1	0	2	10	27	11	0	9	.183
Feb 21	at Winthrop	36	9	12	8	2	0	0	14	3	0	0	0	3	0	2	0	5	25	13	0	8	.240
Feb 23	at ETSU	37	5	12	5	2	0	1	17	1	0	0	0	1	1	0	0	9	27	11	1	8	.263
Feb 27	NORTH CAROLINA A&T	41	6	17	6	5	0	0	22	1	0	1	0	0	1	0	0	7	27	11	1	13	.299
Feb 27	NORTH CAROLINA A&T	30	7	9	7	1	2	0	14	6	0	2	1	2	1	0	0	6	27	12	0	8	.299
Feb 28	at North Carolina A&T	34	3	7	3	1	0	1	11	4	0	0	0	1	0	0	0	11	24	8	0	9	.286
Mar 02	NORTH CAROLINA A&T	36	14	13	11	1	0	0	14	8	0	5	0	4	1	1	0	4	27	8	0	12	.296
Mar 05	at East Carolina	31	2	4	2	0	0	0	4	6	0	0	0	1	0	0	0	14	24	10	2	9	.279
Mar 06	at East Carolina	30	2	4	2	1	0	0	5	3	0	2	0	1	0	1	0	4	24	11	0	6	.266
Mar 07	at East Carolina	30	2	3	2	0	0	1	6	3	0	1	0	0	0	0	0	9	24	9	1	4	.252
Mar 12	at UNCW	31	1	5	1	2	0	0	7	3	0	1	1	2	0	0	0	10	24	6	2	8	.245
Mar 13	at UNCW	33	1	8	1	0	0	0	8	0	0	0	1	1	0	1	0	7	24	9	0	7	.245
Mar 14	at UNCW	30	1	4	1	0	0	0	4	8	0	0	0	1	0	0	1	8	24	11	0	11	.237
Mar 16	NORTH CAROLINA A&T	38	14	17	14	2	3	2	31	4	0	4	1	3	0	1	0	6	27	9	0	8	.254
*Mar 19	ARKANSAS STATE	28	5	6	4	1	0	1	10	5	1	0	0	1	0	0	1	5	27	6	1	5	.251
*Mar 20	ARKANSAS STATE	32	8	9	8	1	0	1	13	5	0	1	0	2	0	1	1	5	27	4	0	8	.253
*Mar 21	ARKANSAS STATE	29	12	13	11	3	0	0	16	4	0	2	0	3	0	1	0	4	21	5	0	7	.263
Mar 23	at Charlotte	32	5	5	5	2	0	0	7	12	0	0	0	1	0	0	0	14	24	8	3	13	.257
*Mar 26	at Georgia Southern	34	1	7	1	0	0	0	7	3	0	1	0	2	0	0	0	11	24	9	2	11	.255
*Mar 27	at Georgia Southern	32	2	5	2	2	0	0	7	4	0	0	0	1	0	0	0	17	24	9	1	8	.250
*Mar 28	at Georgia Southern	30	3	4	3	1	0	1	8	5	0	3	0	1	0	1	1	13	27	13	0	7	.245
Mar 30	at Wake Forest	31	7	7	7	1	1	1	13	7	0	1	0	1	1	1	1	7	24	7	1	7	.244
Apr 06	at NC State	34	2	7	2	0	1	0	9	3	0	2	0	1	0	0	0	12	24	5	0	9	.243
*Apr 09	GEORGIA STATE	27	4	6	4	2	0	1	11	2	0	0	1	0	1	0	0	3	27	10	1	2	.242
*Apr 11	GEORGIA STATE	34	9	10	9	1	0	2	17	2	0	0	0	5	0	0	0	1	27	12	0	8	.244
*Apr 11	GEORGIA STATE	41	13	16	12	1	1	3	28	3	0	3	0	6	0	1	0	8	27	11	3	11	.251
Apr 13	WAKE FOREST	29	0	2	0	1	0	0	3	4	0	0	0	0	0	0	0	11	27	8	1	6	.245
Apr 16	at Lipscomb	46	9	14	7	2	0	0	16	3	0	0	0	3	2	1	0	14	33	13	1	13	.248
Apr 17	at Lipscomb	30	2	4	2	2	0	1	9	2	0	0	0	3	0	1	0	4	24	13	0	7	.244
Apr 18	at Lipscomb	34	4	7	4	1	0	0	8	4	1	4	0	2	0	0	0	8	27	11	3	9	.243
Apr 20	CHARLOTTE	31	8	9	7	3	1	0	14	4	0	1	1	1	1	2	0	7	27	9	0	4	.245
*Apr 23	at Troy	31	0	4	0	0	0	0	4	3	0	0	0	1	0	0	0	11	24	5	0	8	.241
*Apr 25	at Troy	34	4	9	4	0	0	1	12	3	0	1	0	2	0	0	2	9	24	7	1	8	.242
*Apr 25	at Troy	28	2	5	2	1	0	0	6	2	0	0	0	0	0	1	1	3	23	11	1	5	.240
Apr 27	NC STATE	34	3	9	3	2	0	1	14	3	0	0	0	1	1	0	0	11	27	11	2	9	.241
*Apr 30	ULM	29	6	7	6	0	0	2	13	4	0	0	1	3	0	0	0	6	27	11	1	6	.241
*May 01	ULM	37	7	10	6	3	0	2	19	3	0	0	0	0	0	0	0	9	27	13	3	6	.242
*May 02	ULM	28	5	7	5	2	0	1	12	4	0	0	0	1	1	2	0	7	24	9	1	7	.242
May 07	at Miami (FL)	33	2	6	2	1	0	0	7	5	0	1	0	0	0	0	0	14	24	7	1	9	.241
May 08	at Miami (FL)	34	1	6	1	0	0	0	6	3	0	1	0	0	0	0	0	10	24	6	1	9	.239
May 09	at Miami (FL)	22	2	6	1	1	0	0	7	4	0	0	0	0	0	1	0	8	18	3	0	7	.240
May 11	ETSU	38	5	12	5	4	0	1	19	3	0	1	0	1	1	0	0	11	27	10	4	11	.242
*May 14	at Little Rock	31	2	5	2	1	0	0	6	1	0	1	1	2	0	0	0	10	27	10	0	5	.240
*May 15	at Little Rock	30	2	6	2	2	0	0	8	3	0	0	0	0	0	0	2	12	24	16	1	4	.239
*May 16	at Little Rock	37	5	11	3	2	0	0	13	6	1	1	0	2	0	1	1	5	27	6	0	14	.240
May 18	at South Carolina	27	0	3	0	0	0	0	3	2	0	0	2	2	0	0	1	11	24	8	0	4	.238
*May 20	SOUTH ALABAMA	32	6	9	5	4	0	0	13	1	0	0	1	0	1	0	0	5	27	11	0	4	.239
*May 21	SOUTH ALABAMA	31	4	10	4	4	1	0	16	2	0	0	0	1	1	1	0	6	27	15	1	8	.241
*May 22	SOUTH ALABAMA	22	3	4	3	0	1	1	9	0	0	0	2	1	0	1	0	9	21	6	0	0	.240
May 25	vs Texas State	28	1	5	1	1	0	0	6	3	0	1	1	0	0	0	0	5	27	9	1	6	.239
May 27	vs Louisiana	32	2	3	2	0	0	0	3	3	1	0	0	0	0	0	0	9	24	8	1	6	.236
Totals		1669	231	394	214	70	11	27	567	190	4	43	14	74	15	23	16	430	1320	482	45	396	.236



2021 App State Baseball
Team Game-by-Game for App State (FINAL)
Pitching (All games)

Date	Opponent	ip	h	r	er	bb	so	2b	3b	hr	wp	bk	hbp	dp	ibb	score	w-l	sv	era
Feb 20	at Winthrop	9.0	3	1	1	4	8	0	0	0	3	0	2	0	0	4-1	1-0	0	1.00
Feb 20	at Winthrop	9.0	5	0	0	1	8	0	0	0	0	0	0	2	0	4-0	2-0	0	0.50
Feb 21	at Winthrop	8.1	13	10	10	5	6	2	0	2	1	0	2	2	1	9-10	2-1	0	3.76
Feb 23	at ETSU	9.0	5	4	4	6	9	1	0	3	0	0	0	1	0	5-4	3-1	0	3.82
Feb 27	NORTH CAROLINA A&T	9.0	3	2	2	4	3	2	0	1	0	0	0	0	0	6-2	4-1	1	3.45
Feb 27	NORTH CAROLINA A&T	9.0	9	6	6	1	8	3	0	2	2	0	1	0	0	7-6	5-1	2	3.88
Feb 28	at North Carolina A&T	8.0	14	11	11	12	6	2	0	1	4	0	1	0	0	3-11	5-2	2	4.99
Mar 02	NORTH CAROLINA A&T	9.0	10	7	7	4	16	3	0	0	1	0	0	0	0	14-7	6-2	2	5.25
Mar 05	at East Carolina	8.0	10	13	11	9	7	2	0	1	3	1	1	0	0	2-13	6-3	2	5.97
Mar 06	at East Carolina	8.0	9	5	5	8	6	1	0	2	0	0	0	1	0	2-5	6-4	2	5.94
Mar 07	at East Carolina	8.0	11	10	9	8	7	3	0	1	0	0	0	1	0	2-10	6-5	2	6.30
Mar 12	at UNCW	8.0	5	6	5	6	11	0	0	2	1	0	0	0	0	1-6	6-6	2	6.24
Mar 13	at UNCW	8.0	10	4	4	2	8	2	0	1	1	0	0	0	0	1-4	6-7	2	6.12
Mar 14	at UNCW	8.0	11	7	7	5	11	2	1	0	2	0	0	0	0	1-7	6-8	2	6.24
Mar 16	NORTH CAROLINA A&T	9.0	11	5	5	6	11	4	1	0	0	0	0	0	0	14-5	7-8	2	6.15
*Mar 19	ARKANSAS STATE	9.0	6	4	3	1	10	0	0	3	0	0	1	0	0	5-4	8-8	3	5.94
*Mar 20	ARKANSAS STATE	9.0	7	3	3	1	7	1	0	1	0	0	0	0	0	8-3	9-8	3	5.76
*Mar 21	ARKANSAS STATE	7.0	6	2	2	0	10	0	0	1	0	0	1	0	0	12-2	10-8	3	5.61
Mar 23	at Charlotte	8.0	18	15	11	3	11	5	1	1	5	0	3	0	0	5-15	10-9	3	5.95
*Mar 26	at Georgia Southern	8.0	5	3	3	3	5	2	1	0	2	0	5	1	0	1-3	10-10	3	5.83
*Mar 27	at Georgia Southern	8.0	10	10	9	8	5	2	0	1	5	0	3	2	0	2-10	10-11	3	6.02
*Mar 28	at Georgia Southern	9.0	4	1	1	2	6	2	0	0	0	0	1	0	0	3-1	11-11	4	5.78
Mar 30	at Wake Forest	8.0	12	15	15	12	12	2	0	6	0	0	1	1	0	7-15	11-12	4	6.24
Apr 06	at NC State	8.0	13	13	13	8	6	5	0	2	0	0	0	1	0	2-13	11-13	4	6.57
*Apr 09	GEORGIA STATE	9.0	6	2	1	2	7	2	1	0	1	0	0	1	0	4-2	12-13	5	6.33
*Apr 11	GEORGIA STATE	9.0	10	7	7	4	9	2	0	2	0	0	2	0	0	9-7	13-13	6	6.36
*Apr 11	GEORGIA STATE	9.0	14	15	13	6	13	2	0	2	6	0	1	0	0	13-15	13-14	6	6.62
Apr 13	WAKE FOREST	9.0	11	12	12	6	10	3	0	3	1	0	2	2	0	0-12	13-15	6	6.83
Apr 16	at Lipscomb	11.0	6	5	4	9	13	2	0	0	2	0	0	2	1	9-5	14-15	6	6.67
Apr 17	at Lipscomb	8.0	5	4	4	6	5	4	0	0	0	0	1	2	0	2-4	14-16	6	6.60
Apr 18	at Lipscomb	9.0	8	3	3	4	6	2	1	0	1	0	0	1	0	4-3	15-16	7	6.48
Apr 20	CHARLOTTE	9.0	14	11	11	5	9	3	0	3	2	0	0	0	0	8-11	15-17	7	6.63
*Apr 23	at Troy	8.0	5	2	2	5	7	2	0	0	0	0	0	0	0	0-2	15-18	7	6.50
*Apr 25	at Troy	8.0	14	9	8	4	10	5	0	1	2	0	0	1	0	4-9	15-19	7	6.57
*Apr 25	at Troy	7.2	15	12	11	6	4	2	1	3	0	0	1	0	0	2-12	15-20	7	6.73
Apr 27	NC STATE	9.0	13	7	5	1	9	4	0	2	1	0	0	1	0	3-7	15-21	7	6.68
*Apr 30	ULM	9.0	5	4	4	8	4	0	0	1	0	0	1	1	0	6-4	16-21	8	6.61
*May 01	ULM	9.0	13	10	8	2	8	4	1	0	0	0	0	1	0	7-10	16-22	8	6.65
*May 02	ULM	8.0	16	13	13	2	7	3	0	2	0	0	3	0	0	5-13	16-23	8	6.84
May 07	at Miami (FL)	8.0	5	4	3	3	12	2	0	0	3	0	1	0	0	2-4	16-24	8	6.76
May 08	at Miami (FL)	8.0	14	16	15	10	10	4	0	3	2	0	2	0	0	1-16	16-25	8	6.99
May 09	at Miami (FL)	6.0	12	10	10	5	7	4	0	0	2	0	0	0	0	2-10	16-26	8	7.12
May 11	ETSU	9.0	12	10	8	2	5	2	0	3	1	0	3	2	0	5-10	16-27	8	7.15
*May 14	at Little Rock	9.0	4	1	1	1	11	2	0	0	0	0	1	0	0	2-1	17-27	8	7.00
*May 15	at Little Rock	8.0	5	4	3	6	4	1	0	0	2	0	3	1	1	2-4	17-28	8	6.92
*May 16	at Little Rock	9.0	5	0	0	2	6	1	0	0	0	0	0	0	0	5-0	18-28	9	6.76
May 18	at South Carolina	8.0	4	2	2	3	6	1	0	1	0	0	0	0	0	0-2	18-29	9	6.67
*May 20	SOUTH ALABAMA	9.0	9	4	4	4	9	1	0	2	2	0	2	0	0	6-4	19-29	10	6.61
*May 21	SOUTH ALABAMA	9.0	6	2	2	2	8	2	0	0	0	0	0	1	0	4-2	20-29	10	6.51
*May 22	SOUTH ALABAMA	7.0	14	13	13	8	7	3	0	2	3	0	0	1	0	3-13	20-30	10	6.68
May 25	vs Texas State	9.0	4	0	0	1	11	1	0	0	3	0	0	0	0	1-0	21-30	11	6.54
May 27	vs Louisiana	8.0	6	7	7	2	10	2	0	2	0	0	2	1	1	2-7	21-31	11	6.57
Totals		440.0	465	346	321	238	424	112	8	63	64	1	47	30	4	231-346	21-31	11	6.57

2021 RECAP



**2021 App State Baseball
Miscellaneous Stats for App State (FINAL)
(All games)**

Multiple Hit Games	2	3	4	5+	Total
4 Drumheller, Luke	15	2	1	-	18
28 Young, Robbie	8	4	1	-	13
5 McGowan, Kendall	9	4	-	-	13
3 Welch, Bailey	8	3	-	-	11
22 Leshock, Alex	10	-	-	-	10
32 Terrell, Andrew	9	1	-	-	10
34 Cole, Phillip	6	1	1	-	8
17 Greckel, Andrew	5	-	-	-	5
7 Idol, Peyton	4	-	-	-	4
35 Cross, Hayden	2	1	-	-	3
19 Williams, Dalton	2	-	-	-	2
27 Leek, Tyler	1	1	-	-	2
24 Lewis, Trent	1	-	-	-	1
TEAM	80	17	3	0	100

Multiple RBI Games	2	3	4	5+	Total
4 Drumheller, Luke	3	5	-	1	9
28 Young, Robbie	8	-	-	-	8
5 McGowan, Kendall	3	-	2	-	5
34 Cole, Phillip	2	1	2	-	5
22 Leshock, Alex	3	1	-	-	4
3 Welch, Bailey	4	-	-	-	4
32 Terrell, Andrew	3	-	-	-	3
7 Idol, Peyton	2	1	-	-	3
19 Williams, Dalton	2	-	-	-	2
35 Cross, Hayden	1	-	-	-	1
17 Greckel, Andrew	1	-	-	-	1
TEAM	32	8	4	1	45

Hitting Streaks	Longest	Current
3 Welch, Bailey	9	3
4 Drumheller, Luke	7	4
22 Leshock, Alex	7	-
5 McGowan, Kendall	7	-
28 Young, Robbie	6	-
34 Cole, Phillip	6	-
35 Cross, Hayden	4	-
17 Greckel, Andrew	4	-
32 Terrell, Andrew	4	-
27 Leek, Tyler	3	2
7 Idol, Peyton	3	2
24 Lewis, Trent	2	-
19 Williams, Dalton	2	-
Lipson	2	-
6 Arnold, Carson	1	-

Reached Base Streaks	Longest	Current
7 Idol, Peyton	16	2
3 Welch, Bailey	14	4
4 Drumheller, Luke	13	4
22 Leshock, Alex	11	2
35 Cross, Hayden	10	-
28 Young, Robbie	9	1
17 Greckel, Andrew	9	2
5 McGowan, Kendall	7	-
34 Cole, Phillip	6	-
32 Terrell, Andrew	5	-
Lipson	3	-
19 Williams, Dalton	3	1
27 Leek, Tyler	3	2
24 Lewis, Trent	3	-
2 Raynor, Austin	1	-
40 Kaloudis, Vasili	1	-
6 Arnold, Carson	1	-



2021 App State Baseball
Miscellaneous Stats for App State (FINAL - All games)

STARTERS SUMMARY

Player	GS	Position										Batting Order										
		p	c	1b	2b	3b	ss	lf	cf	rf	of	dh	1st	2nd	3rd	4th	5th	6th	7th	8th	9th	
3 Welch, Bailey	52	52	16	3	.	.	1	.	.	.	32
4 Drumheller, Luke	52	.	.	.	52	37	11	2	2
28 Young, Robbie	52	.	.	52	1	5	17	13	16	.	.	.
22 Leshock, Alex	49	49	3	4	34	8
5 McGowan, Kendall	48	48	3	.	15	17	13
34 Cole, Phillip	40	38	.	2	.	.	18	.	6	13	2	1	.
32 Terrell, Andrew	39	2	.	.	.	11	.	4	3	5	.	16	13	11	.	.	4	1	3	4	3	
35 Cross, Hayden	33	.	33	8	25	.	.	.
7 Idol, Peyton	29	20	9	17	5	7
17 Greckel, Andrew	18	15	3	.	.	3	13	.	1	.	.	.	1
6 Arnold, Carson	16	.	16	9	7	.
19 Williams, Dalton	15	9	.	6	.	.	.	3	7	5
21 Tuthill, Tyler	14	14
18 Martinez, Quinton	13	13
24 Lewis, Trent	11	5	6	1	6	4	.	.	.
27 Leek, Tyler	9	9	4	2	2	1	.	.
38 Tujetsch, Trey	8	8
16 Hall, Noah	5	5
46 Peterson, Ben	4	4
Lipson	3	.	3	3	.	.
37 Roberts, Cam	2	2
13 Hooper, Cole	2	2
26 Cornatzer, Jason	2	2
40 Kaloudis, Vasili	1	1	1
2 Raynor, Austin	1	1	1

2021 RECAP



2021 App State Baseball Season Game Highs for App State (FINAL) (All games)

TEAM GAME HIGHS

Batting

At bats:	46	-	at Lipscomb (Apr 16, 2021)
Runs scored:	14	-	vs North Carolina A&T (Mar 02, 2021)
	14	-	vs North Carolina A&T (Mar 16, 2021)
Hits:	17	-	vs North Carolina A&T (Feb 27, 2021)
	17	-	vs North Carolina A&T (Mar 16, 2021)
RBI's:	14	-	vs North Carolina A&T (Mar 16, 2021)
Doubles:	5	-	vs North Carolina A&T (Feb 27, 2021)
Triples:	3	-	vs North Carolina A&T (Mar 16, 2021)
Home runs:	3	-	vs Georgia State (Apr 11, 2021)
Total bases:	31	-	vs North Carolina A&T (Mar 16, 2021)
Walks:	12	-	at Charlotte (Mar 23, 2021)
Strikeouts:	17	-	at Georgia Southern (Mar 27, 2021)
Sac hits:	2	-	at Lipscomb (Apr 16, 2021)
Sac flies:	2	-	at Winthrop (Feb 21, 2021)
	2	-	vs Charlotte (Apr 20, 2021)
	2	-	vs ULM (May 02, 2021)
Stolen bases:	5	-	vs North Carolina A&T (Mar 02, 2021)
Hit by pitch:	6	-	vs Georgia State (Apr 11, 2021)
Caught stealing:	2	-	at South Carolina (May 18, 2021)
	2	-	vs South Alabama (May 22, 2021)
Runners LOB:	14	-	at Little Rock (May 16, 2021)
Hit into DP:	3	-	at Little Rock (May 15, 2021)

Fielding

Putouts:	33	-	at Lipscomb (Apr 16, 2021)
Assists:	16	-	at Little Rock (May 15, 2021)
Errors:	4	-	vs ETSU (May 11, 2021)
Passed balls:	2	-	vs Wake Forest (Apr 13, 2021)
DPs turned:	2	-	(7 times)

Pitching

Innings pitched:	11.0	-	at Lipscomb (Apr 16, 2021)
Runs allowed:	16	-	at Miami (FL) (May 08, 2021)
Earned runs:	15	-	at Wake Forest (Mar 30, 2021)
	15	-	at Miami (FL) (May 08, 2021)
Walks allowed:	12	-	at North Carolina A&T (Feb 28, 2021)
	12	-	at Wake Forest (Mar 30, 2021)
Strikeouts:	16	-	vs North Carolina A&T (Mar 02, 2021)
Hits allowed:	18	-	at Charlotte (Mar 23, 2021)
Doubles allowed:	5	-	at Charlotte (Mar 23, 2021)
	5	-	at NC State (Apr 06, 2021)
	5	-	at Troy (Apr 25, 2021)
Triples allowed:	1	-	(8 times)
Homers allowed:	6	-	at Wake Forest (Mar 30, 2021)
Wild pitches:	6	-	vs Georgia State (Apr 11, 2021)
Hit batters:	5	-	at Georgia Southern (Mar 26, 2021)

**2021 App State Baseball
Season Game Highs for App State (FINAL) (All games)**

INDIVIDUAL GAME HIGHS

Batting

At bats:	6	-	(4 times)
Runs scored:	4	-	Terrell, Andrew vs North Carolina A&T (Mar 02, 2021)
Hits:	4	-	Drumheller, Luke vs Arkansas State (Mar 21, 2021)
	4	-	Young, Robbie at Lipscomb (Apr 16, 2021)
	4	-	Cole, Phillip vs South Alabama (May 21, 2021)
RBI:	5	-	Drumheller, Luke vs Arkansas State (Mar 20, 2021)
Doubles:	2	-	(5 times)
Triples:	1	-	(11 times)
Home runs:	1	-	(27 times)
Total bases:	8	-	Cole, Phillip vs South Alabama (May 21, 2021)
Walks:	3	-	Terrell, Andrew at UNCW (Mar 14, 2021)
Strikeouts:	4	-	(4 times)
Sac hits:	1	-	(15 times)
Sac flies:	1	-	(23 times)
Stolen bases:	2	-	Terrell, Andrew vs North Carolina A&T (Mar 02, 2021)
	2	-	Terrell, Andrew vs Georgia State (Apr 11, 2021)
Hit by pitch:	2	-	Terrell, Andrew vs Arkansas State (Mar 21, 2021)
	2	-	Leshock, Alex vs Georgia State (Apr 11, 2021)
Caught stealing:	1	-	(14 times)
Runners LOB:	5	-	Terrell, Andrew at East Carolina (Mar 05, 2021)

Fielding

Putouts:	16	-	Cross, Hayden vs North Carolina A&T (Mar 02, 2021)
Assists:	7	-	Welch, Bailey at Lipscomb (Apr 18, 2021)
Errors:	2	-	Idol, Peyton vs Georgia State (Apr 11, 2021)
	2	-	Idol, Peyton vs ULM (May 01, 2021)
Passed balls:	2	-	Arnold, Carson vs Wake Forest (Apr 13, 2021)

Pitching

Innings pitched:	9.0	-	Tuthill, Tyler at Little Rock (May 14, 2021)
Runs allowed:	10	-	Tujetsch, Trey at Miami (FL) (May 08, 2021)
Earned runs:	10	-	Tujetsch, Trey at Miami (FL) (May 08, 2021)
Walks allowed:	7	-	Peterson, Ben at Wake Forest (Mar 30, 2021)
Strikeouts:	11	-	Tuthill, Tyler at Miami (FL) (May 07, 2021)
	11	-	Tuthill, Tyler at Little Rock (May 14, 2021)
Hits allowed:	11	-	Martinez, Quinton at Troy (Apr 25, 2021)
Doubles allowed:	4	-	Martinez, Quinton at Lipscomb (Apr 17, 2021)
	4	-	Tujetsch, Trey at Miami (FL) (May 08, 2021)
Triples allowed:	1	-	(8 times)
Homers allowed:	3	-	Primm, Austin at Wake Forest (Mar 30, 2021)
	3	-	Martinez, Quinton at Troy (Apr 25, 2021)
Wild pitches:	3	-	Tuthill, Tyler at Winthrop (Feb 20, 2021)
	3	-	Henry, Jeriah at Georgia Southern (Mar 27, 2021)
	3	-	Peterson, Ben vs Texas State (May 25, 2021 at Montgomery, Ala.)
Hit batters:	4	-	Tuthill, Tyler at Georgia Southern (Mar 26, 2021)



SUN BELT TOURNEY

MAY 26, 2021
vs. TEXAS STATE
MONTGOMERY, AL



R	H	E
0	4	0



R	H	E
1	5	1



Recap:

MONTGOMERY, Ala. — Hayden Cross framed the pitch, pumped his fist and then removed his mask on the way to greet Eli Ellington, who was quickly swarmed by the rest of his teammates.

A high-stakes game that called for three App State pitching gems and was contested over two days for fans watching from home needed just one run for the Mountaineers to make more history.

Picking up the program's first Sun Belt Championship victory, App State scored once in the sixth inning and claimed a 1-0 win over Texas State at Riverwalk Stadium to turn Thursday night's matchup with Louisiana into a showdown for a semifinal berth.

Quinton Martinez (starter), Ben Peterson (winning pitcher) and Eli Ellington (fifth save) all pitched three scoreless innings while limiting the Bobcats to a combined four hits as the Mountaineers won a 1-0 game for the first time since a memorable 2012 victory at No. 7 LSU.

Alex Leshock fouled off a 3-2 pitch in the sixth before completing a seven-pitch walk to put an App State leadoff batter on base for the first time, and he moved to third base on a double into the left-field corner by Bailey Welch. Luke Drumheller's soft line drive barely cleared the glove of the leaping second baseman, allowing Leshock to race home.

With Martinez pitching for the first time since he threw a single inning on May 9 and Peterson, a freshman, facing Sun Belt hitters for the first time after not appearing in a conference game during the regular season, they got the ball to Ellington with a 1-0 lead. He earned a three-plus-inning save or relief win for the fourth time this season, working

around a one-out double in the top of the ninth inning and retiring nine of the 10 batters he faced.

With a runner on second in the ninth, he forced a groundout to Welch at short before ending the game with his fourth strikeout. On three of those four Ks, Cross blocked a two-strike ball in the dirt and threw to first baseman Robbie Young in time.

The dramatic, quick-moving nightcap began at 9:15 p.m. local time (10:15 p.m. ET) and ended at 12:54 a.m. if you were watching in Boone. Texas State had won the first 14 games it played against App State as Sun Belt

counterparts before the Mountaineers won the 2019 series finale in their most-recent meeting.

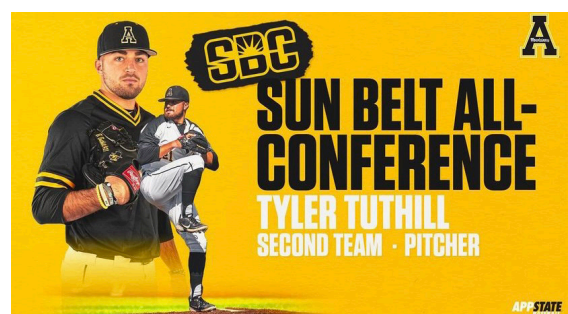
The Bobcats, who are eliminated from semifinal contention, will face West Division No. 1 seed Louisiana (30-22) on Wednesday in a second "Pool C" game that will have no bearing on who advances from the three-team pool. The Thursday night game will decide the "Pool C" winner, as East Division No. 4 seed App State (22-31) will look to go 2-0 and Louisiana can advance with either a 2-0 record or a single win against the Mountaineers with a 1-1 tiebreaker nod because it is the highest seed.

App State's three pitchers totaled 11 strikeouts against Texas State, with Martinez recording one in each of his three innings and pitching around a two-out single in each of his last two frames.

Reaching 96 mph with his fastball, Peterson struck out two batters and left a runner stranded at second in the fourth. A two-base throwing error put a runner on second to open the top of the fifth, and a flyout to center preceded a wild pitch, but Peterson followed that with a big strikeout and then got out of the jam thanks to a flyout to center.

A one-out walk and wild pitch in the sixth created another scoring chance for Texas State, but Peterson came up with another timely strikeout and induced a groundout to short.

Leshock, Welch and Drumheller all reached safely in the sixth against Texas State starter Zachary Leigh, who pitched effectively into the eighth inning just five days after throwing 81 pitches in a Thursday start. Leshock accounted for two of App State's three walks, while Welch and Drumheller both went 2-for-4 as the Mountaineers totaled five hits.



APP STATE BASEBALL

RECORD BOOK





APP STATE BASEBALL

YEAR-BY-YEAR RECORDS (1903-54 — Complete Records Not Available)

Year	Coach	OVERALL				CONFERENCE				Rank
		W	L	T	Pct.	W	L	T	Pct.	
1955	Bob Broome	6	10	0	.375	3	9	0	.250	—
1956	Bob Broome	4	9	0	.308	4	9	0	.308	—
1957	Bob Broome	7	7	0	.500	7	7	0	.500	—
1958	Bill Alheim	5	5	0	.500	5	5	0	.500	—
1959	Dave Pierce	3	2	0	.600	3	2	0	.600	—
1960	Dave Pierce	4	11	0	.267	4	11	0	.267	—
1961	Joe Bryson	8	4	1	.654	7	4	0	.636	—
1962	Joe Bryson	7	11	0	.389	7	11	0	.389	—
1963	Frank Meyer	5	11	0	.313	5	11	0	.313	—
1964	Frank Meyer	2	10	0	.167	2	10	0	.167	—
1965	Bob Henry	3	13	0	.188	3	13	0	.188	—
1966	Bill Church	8	8	0	.500	8	6	0	.571	—
1967	Frank Lovrich	10	15	0	.400	7	11	0	.389	—
1968	Frank Lovrich	11	13	0	.485	8	10	0	.444	—
1969	Frank Lovrich	27	7	0	.794	—	—	—	—	—
1970	Frank Lovrich	19	6	0	.765	—	—	—	—	—
1971	Frank Lovrich	30	10	0	.750	—	—	—	—	—
1972	Frank Lovrich	12	13	0	.480	—	—	—	—	—
1973	Frank Lovrich	16	12	0	.571	11	3	0	.786	First
1974	Jim Morris	20	13	0	.606	9	5	0	.643	Third
1975	Jim Morris	19	16	0	.543	6	8	0	.429	Sixth
1976	Jim Morris	24	14	0	.632	4	8	0	.333	Seventh
1977	Jim Morris	21	14	0	.600	6	10	0	.375	Sixth
1978	Jim Morris	24	10	0	.706	10	4	0	.715	Second
1979	Jim Morris	20	22	0	.476	10	5	0	.667	Second
1980	Jim Morris	17	19	0	.472	10	5	0	.667	Third
1981	Jim Morris	35	17	1	.670	8	8	0	.500	Fifth
1982	Jim Morris	30	21	0	.588	8	8	0	.500	Fourth
1983	Jim Morris	33	14	0	.702	7	7	0	.500	Fourth
1984	Jim Morris	35	7	0	.833	12	2	0	.857	First-North Division
1985	Jim Morris	35	13	0	.729	14	3	0	.824	First-North Division
1986	Jim Morris	40	13	1	.750	15	2	0	.882	First-North Division
1987	Jim Morris	26	13	0	.667	10	2	0	.833	First-North Division
1988	Jim Morris	29	17	0	.630	9	7	0	.563	Second-North Division
1989	Jim Morris	29	13	0	.690	9	7	0	.563	Third
1990	Jim Morris	19	22	1	.464	6	9	0	.400	Fifth
1991	Jim Morris	28	21	0	.571	5	8	0	.385	Fifth
1992	Jim Morris	17	34	0	.333	6	14	0	.300	Sixth
1993	Jim Morris	15	27	0	.357	8	12	0	.400	Sixth
1994	Jim Morris	22	26	0	.458	10	13	0	.435	Sixth
1995	Jim Morris	17	30	1	.365	10	13	1	.438	Sixth
1996	Jim Morris	27	19	0	.587	12	10	0	.545	Fifth
1997	Jim Morris	16	32	0	.333	8	16	0	.333	Seventh
1998	Jim Morris	13	28	0	.317	6	17	0	.261	Ninth
1999	Troy Heustess	14	38	0	.269	10	20	0	.333	Ninth
2000	Troy Heustess	17	38	1	.313	11	17	0	.393	Eighth
2001	Troy Heustess	21	32	0	.396	12	14	0	.462	Sixth
2002	Troy Heustess	16	34	0	.320	10	19	0	.345	10th
2003	Troy Heustess	14	36	0	.280	8	22	0	.267	10th
2004	Troy Heustess	10	43	0	.189	6	24	0	.200	11th
2005	Chris Pollard	10	42	0	.192	5	24	0	.172	11th
2006	Chris Pollard	24	31	1	.438	9	18	0	.333	Eighth
2007	Chris Pollard	33	26	0	.559	14	13	0	.519	t-Fourth
2008	Chris Pollard	32	27	0	.542	14	13	0	.519	Sixth
2009	Chris Pollard	33	21	0	.611	15	13	0	.536	Sixth
2010	Chris Pollard	38	18	1	.675	14	14	1	.500	Seventh
2011	Chris Pollard	33	27	0	.550	15	15	0	.500	Sixth
2012	Chris Pollard	41	18	0	.695	21	9	0	.700	t-First
2013	Billy Jones	30	24	0	.556	13	14	0	.481	Fifth
2014	Billy Jones	21	34	0	.382	12	14	0	.462	t-Fifth
2015	Billy Jones	17	36	0	.321	8	21	0	.276	11th
2016	Billy Jones	18	36	0	.333	9	21	0	.300	11th
2017	Kermit Smith	19	36	0	.345	8	22	0	.267	11th
2018	Kermit Smith	18	36	0	.333	9	21	0	.300	12th
2019	Kermit Smith	22	31	0	.415	13	16	0	.448	9th
2020	Kermit Smith	11	6	0	.647	0	0	0	.000	N/A
2021	Kermit Smith	21	31	0	.404	11	10	0	.524	6th (4th in 6-team East)
TOTALS	12 COACHES	1,231	1,267	7	.493	507	629	2	.446	CONFERENCE TITLES

SoCon Regular Season:

1973, 1984, 1985, 1986, 1987, 2012

PAST HEAD COACHES



BOB BROOME 1955-57 17-26 (.395)	BILL ALHEIM 1958 5-5 (.500)	DAVE PIERCE 1959-60 7-13 (.350)	JOE BRYSON 1961-62 15-15 (.500)	FRANK MEYER 1963-64 7-21 (.250)	BOB HENRY 1965 3-13 (.188)	BILL CHURCH 1966 8-8 (.500)	FRANK LOVRICH 1967-73 125-76 (.622)	JIM MORRIS 1974-98 611-475-4 (.562)	TROY HEUSTESS 1999-2004 92-221 (.294)	CHRIS POLLARD 2005-12 244-210-2 (.537)	BILLY JONES 2013-16 86-130 (.398)
---	---	---	---	---	--	---	---	---	---	--	---



2012 (41-18)

Table listing 2012 baseball games with columns for opponent, score, and result.

^ at Elon Invitational (Elon, N.C.)
\$ at Southern Conference Tournament (Greenville, S.C.)
! NCAA Division I Baseball Championship Charlottesville Regional (Charlottesville, Va.)

2013 (30-24)

Table listing 2013 baseball games with columns for opponent, score, and result.

Table listing 2012 baseball games with columns for opponent, score, and result.

* = Southern Conference game
% = Thomasville, N.C. (Finch Field)
^ = suspended in the bottom of the seventh inning and concluded on April 30 in Boone, N.C.
= SoCon Tournament (Greenville, S.C. - Fluor Field)
! = SoCon Tournament (Greenville, S.C. - Latham Stadium)

2014 (21-34)

Table listing 2014 baseball games with columns for opponent, score, and result.

USA Baseball-Irish Classic (Cary, N.C.)
% at BB&T Ballpark (Winston-Salem, N.C.)
^ College of Charleston Tournament (Mount Pleasant, S.C.)
\$ Southern Conference Tournament (Charleston, S.C.)

2015 (17-36)

Table listing 2015 baseball games with columns for opponent, score, and result.

Table listing 2012 baseball games with columns for opponent, score, and result.

* = Sun Belt Conference game
= NC State Tournament (Raleigh, N.C.)
^ = at Lexington, S.C.
% = at Emerson, Ga.

2016 (18-36)

Table listing 2016 baseball games with columns for opponent, score, and result.

+ = Caravelle Resort Tournament (Conway/Myrtle Beach, S.C.)
= L.P. Frans Stadium (Hickory, N.C.)
~ = Elon Tournament (Elon, N.C.)
% = North Main Athletic Complex (Holly Springs, N.C.)
@ = BB&T Ballpark (Charlotte N.C.)
* = Sun Belt Conference game

2017 (19-36, 8-22 Sun Belt)

Table listing 2017 baseball games with columns for opponent, score, and result.



OFFENSIVE

BATTING AVERAGE

Single-Season (Min. 75 AB)

- .477 Randy Ingle (1979)
- .462 Ryan Healey (1988)
- .450 Joey Moffitt (1978)
- .427 Randy Ingram (1978)
- .426 Scott Waugh (1990)
- .425 Chris Behne (2000)
- .423 Robbie Peele (1981)
- .422 Isaac Harrow (2009)
- .416 Kim Arey (1981)
- .416 Randy Ingram (1977)
- .416 Andre Crawford (1987)
- .416 Tony Welborn (1984)

Career (Min. 200 AB)

- .404 Randy Ingle (1977-79)
- .398 Ryan Healey (1987-88)
- .390 Robbie Peele (1981-83)
- .380 Mike Ramsey (1973-75)
- .377 Ed Dubiel (1986-87)
- .376 Tom Sams (1980-83)
- .375 Bob Billings (1968-70)
- .370 Randy Ingram (1975-78)
- .366 Scott Waugh (1988-91)
- .365 Chris Plemmons (1976-78)

AT-BATS

Single-Season

- 253 Wes Hobson (2008)
- 252 David Rubinstein (2007)
- 251 Jason Altenhof (2007)
- 245 Jason Altenhof (2008)
- 242 Isaac Harrow (2008)
- 241 Will Callaway (2012)
- 241 Rand Smith (2009)
- 238 Trey Holmes (2011)
- 235 Wes Hobson (2010)
- 235 Hector Crespo (2013)

Career

- 879 Wes Hobson (2007-10)
- 874 Hector Crespo (2010-13)
- 821 Tyler Zupcic (2010-14)
- 750 Isaac Harrow (2006-09)
- 732 Jeremy Dowdy (2009-12)
- 721 David Towarnicky (2007-10)
- 712 Chris Behne (1997-2000)
- 688 Chris Baker (2004-07)
- 684 Preston Troutman (2011-14)
- 678 Will Shellman (1991-94)

RUNS SCORED

Single-Season

- 69 Wes Hobson (2010)
- 68 Rand Smith (2009)
- 67 David Rubinstein (2007)
- 67 Wes Hobson (2009)
- 66 Ed Dubiel (1986)
- 63 Hector Crespo (2012)
- 62 Jason Altenhof (2008)
- 60 Lawrence Sluder (1985)
- 57 David Rubinstein (2008)
- 57 Isaac Harrow (2009)

Career

- 223 Wes Hobson (2007-10)
- 208 Hector Crespo (2010-13)
- 193 Tyler Zupcic (2010-14)
- 165 Isaac Harrow (2006-09)
- 162 Wes Timmons (1999-2001)
- 154 Rand Smith (2006-09)
- 153 Jerod Faggart (2007-10)
- 150 David Rubinstein (2006-08)
- 143 Joe Mengele (1981-84)
- 142 Scott Waugh (1988-91)

HITS

Single-Season

- 97 Chris Behne (2000)
- 95 Wes Hobson (2010)
- 93 Jason Altenhof (2008)
- 92 Isaac Harrow (2009)
- 91 David Rubinstein (2007)
- 89 Wes Hobson (2009)
- 88 Rand Smith (2009)
- 82 Andrew Franco (2007)
- 82 Jason Altenhof (2007)
- 79 Isaac Harrow (2008)
- 79 Daniel Kassouf (2012)
- 79 Tyler Tewell (2012)

Career

- 318 Wes Hobson (2007-10)
- 283 Hector Crespo (2010-13)
- 268 Tyler Zupcic (2010-14)
- 260 Isaac Harrow (2006-09)
- 239 Chris Behne (1997-2000)
- 229 Tommy Green (1984-88)
- 228 Scott Waugh (1988-91)
- 219 David Towarnicky (2007-10)
- 215 David Rubinstein (2006-08)
- 213 Tom Sams (1980-83)

HITTING STREAK

- 27 Will Callaway (2013)
- 27 Rand Smith (2009)
- 25 Tommy Green (1988)
- 23 Brad Peisel (2005)

DOUBLES

Single-Season

- 30 David Rubinstein (2007)
- 23 Isaac Harrow (2009)
- 23 Wes Hobson (2009)
- 22 Isaac Harrow (2007)
- 22 Wes Hobson (2010)
- 21 Shane Owenby (1995)
- 21 Mike Lee (2001)
- 21 Wes Timmons (2001)
- 21 Wes Hobson (2008)
- 19 Chris Behne (2000)
- 19 Andrew Franco (2007)
- 19 David Rubinstein (2008)

Career

- 78 Wes Hobson (2007-10)
- 65 Isaac Harrow (2006-09)
- 61 David Rubinstein (2006-08)
- 61 Tyler Zupcic (2010-14)
- 53 Wes Timmons (1999-2001)
- 50 Tommy Green (1984-88)
- 48 Luke Little (1998-2001)
- 47 Chris Behne (1997-2000)
- 47 Chris Baker (2004-07)
- 47 Hector Crespo (2010-13)

TRIPLES

Single-Season

- 7 Jaylin Davis (2014)
- 6 Randy Ingram (1976)
- 6 Randy Ingle (1979)
- 6 George Gaines (1981)
- 6 Pete Camelo (1982)
- 6 Scott McDaniel (1995)
- 6 Shane Sigmon (1998)
- 6 Tom Prosser (2007)
- 6 Jason Rook (2008)
- 6 Isaac Harrow (2009)
- 6 Preston Troutman (2014)

Career

- 14 Preston Troutman (2011-14)
- 12 Joey Moffitt (1977-80)
- 11 Randy Ingle (1977-79)
- 11 Shane Sigmon (1997-99)
- 11 Jaylin Davis (2013-pres.)
- 10 Randy Ingram (1975-78)
- 10 Tom Sams (1980-83)
- 9 Rusty Stroupe (1983-86)
- 9 Isaac Harrow (2006-09)
- 9 Wes Hobson (2007-10)
- 9 Hector Crespo (2010-13)

HOME RUNS

Single-Season

- 17 Daniel Kassouf (2012)
- 16 Pete Camelo (1982)
- 16 Andre Crawford (1986)
- 15 Kenny Osborne (1997)
- 13 Marc Hodges (1985)
- 13 Jerod Faggart (2010)
- 12 Ron Brower (1977)
- 12 Ron Brower (1978)
- 12 Marc Hodges (1984)
- 12 Tony Welborn (1984)
- 12 Lawrence Sluder (1985)
- 12 Tony Welborn (1985)
- 12 Ed Dubiel (1986)
- 12 Brad Long (1986)
- 12 Isaac Harrow (2009)
- 12 Dillon Dobson (2015)

Career

- 33 Andre Crawford (1985-87)
- 32 Tony Welborn (1983-86)
- 31 Ron Brower (1976-78)
- 30 Wes Hobson (2007-10)
- 29 Dillon Dobson (2013-15)
- 28 Johnny McCraw (1989-93)
- 28 Jerod Faggart (2007-10)
- 27 Brad Long (1984-87)
- 27 Lawrence Sluder (1985-87)
- 26 Marc Hodges (1982-85)
- 26 Garrett Hinshaw (1987-90)
- 26 Isaac Harrow (2006-09)

RUNS BATTED IN

Single-Season

- 75 Isaac Harrow (2009)
- 66 Daniel Kassouf (2012)
- 64 Tom Sams (1981)
- 63 Andrew Franco (2007)
- 61 Ed Dubiel (1986)
- 60 Isaac Harrow (2008)
- 60 Wes Hobson (2009)
- 56 Andre Crawford (1986)
- 56 Isaac Harrow (2007)
- 54 Wes Hobson (2010)

Career


- 201 Isaac Harrow (2006-09)
- 194 Wes Hobson (2007-10)
- 160 Tom Sams (1980-83)
- 154 David Towarnicky (2007-10)
- 153 Tommy Green (1984-88)
- 144 Chris Behne (1997-2000)
- 138 Ron Brower (1976-78)
- 135 Tony Welborn (1983-86)
- 131 Randy Ingram (1975-78)
- 127 Jeremy Dowdy (2009-12)




Chris Behne



Pete Camelo



Andre Crawford



Hector Crespo



Isaac Harrow



SLUGGING PERCENTAGE

Single-Season (Min. 75 AB)

- .804 Pete Camelo (1982)
- .776 Randy Ingle (1979)
- .770 Joey Moffitt (1978)
- .762 Andre Crawford (1987)
- .752 Brad Long (1985)
- .748 Isaac Harrow (2009)
- .737 Steph Crater (1998)
- .734 Tony Welborn (1984)
- .731 Ron Brower (1978)
- .725 Kenny Osborne (1997)

Career (Min. 200 AB)

- .690 Tony Welborn (1983-86)
- .680 Ed Dubiel (1986-87)
- .653 Andre Crawford (1985-87)
- .632 Randy Ingle (1977-79)
- .624 Ron Brower (1976-78)
- .614 Rodney Ewing (1968-69)
- .599 Lawrence Sluder (1985-87)
- .595 Randy Ingram (1976-78)
- .593 Tom Sams (1980-83)
- .592 Bob Billings (1968-70)

TOTAL BASES

Single-Season

- 163 Isaac Harrow (2009)
- 154 Wes Hobson (2010)
- 148 Daniel Kassouf (2012)
- 147 Wes Hobson (2009)
- 141 Rand Smith (2009)
- 138 Chris Behne (2000)
- 138 David Rubinstein (2007)
- 137 Kenny Osborne (1997)
- 129 Andrew Franco (2007)
- 127 Isaac Harrow (2007)
- 127 Trey Holmes (2011)

Career

- 504 Wes Hobson (2007-10)
- 421 Isaac Harrow (2006-09)
- 377 Tommy Green (1984-88)
- 375 Tyler Zupcic (2010-14)
- 362 Chris Behne (1997-2000)
- 344 Chris Baker (2004-07)
- 341 David Rubinstein (2006-08)
- 336 Tom Sams (1980-83)
- 328 David Towarnicky (2007-10)
- 316 Wes Timmons (1999-2001)

BASES ON BALLS

Single-Season

- 50 Lawrence Sluder (1985)
- 47 Jerod Faggart (2010)
- 46 Ron Hodges (1971)
- 45 Hector Crespo (2012)
- 43 Steve Hollins (1989)
- 43 Lawrence Sluder (1986)
- 42 Ed Dubiel (1986)
- 42 Pete Camelo (1982)
- 42 Jason Altenhof (2008)
- 41 Michael Pierson (2015)

Career

- 134 Jerod Faggart (2007-10)
- 124 Hector Crespo (2010-13)
- 123 Lawrence Sluder (1985-87)
- 111 Joe Mengele (1981-84)
- 105 David Towarnicky (2007-10)
- 98 Isaac Harrow (2006-09)
- 95 Scott Waugh (1988-91)
- 95 Wes Hobson (2007-10)
- 94 Tyler Zupcic (2010-14)
- 91 Preston Troutman (2011-14)

STRIKEOUTS

Single-Season

- 73 Conner Leonard (2017)
- 63 CJ Brown (2018)
- 59 Jaylin Davis (2013)
- 57 Tim Johnson (2003)
- 57 Zack Briggs (2011)
- 56 Luke Drumheller (2021)
- 52 Jerod Faggart (2010)
- 52 Conner Leonard (2018)
- 51 Alex Leshock (2018)
- 50 Randy DeBruhl (1993)
- 50 Tim Johnson (2002)
- 50 Drake Zupcic (2017)
- 50 Joel McDaniel (2018)

Career

- 204 Conner Leonard (2015-18)
- 168 Jerod Faggart (2007-10)
- 143 Hector Crespo (2010-13)
- 132 Shane Owenby (1993-96)
- 132 Joey Robinson (2003-06)
- 127 Dillon Dobson (2013-15)
- 122 Luke Little (1998-2001)
- 122 Noah Holmes (2011-15)
- 121 Randy DeBruhl (1991-93)
- 119 Garrett Hinshaw (1987-90)

STOLEN BASES

Single-Season

- 34 Mike Ramsey (1974)
- 31 Hector Crespo (2010)
- 30 Hector Crespo (2012)
- 29 Will Shellman (1993)
- 27 William Head (2013)
- 24 George Gaines (1981)
- 24 Will Shellman (1994)
- 23 Tom Doss (1969)
- 23 Chris Plemmons (1978)
- 23 Will Shellman (1992)
- 23 Will Callaway (2012)

Career

- 101 Hector Crespo (2010-13)
- 85 Will Shellman (1991-94)
- 64 Mike Ramsey (1973-75)
- 57 Chris Plemmons (1976-78)
- 45 Tom Doss (1967-70)
- 45 Tyler Zupcic (2010-14)
- 44 Will Callaway (2011-13)
- 44 Joe Mengele (1981-84)
- 42 Scott McDaniel (1991-95)
- 40 John Key (1988-91)
- 40 Scott Waugh (1988-91)

PITCHING

APPEARANCES

Single-Season

- 35 Josh Fish (2006)
- 34 Josh Fish (2005)
- 33 Stephen Fisher (1997)
- 33 Chris Patterson (2009)
- 33 Will Helms (2011)
- 31 Nick Daniels (2009)
- 31 Zach Quate (2009)
- 31 David Port (2012)
- 30 Brandon Graves (2007)
- 30 Adam Mills (2008)
- 30 Will Helms (2010)
- 30 Taylor Miller (2010)
- 30 Luke Watts (2018)

Career

- 100 Zach Quate (2006-09)
- 95 Will Helms (2009-12)
- 94 David Port (2009-12)
- 93 Matt Wood (1999-2001)
- 89 Taylor Miller (2008-11)
- 86 Reed Howell (2015-18)
- 78 Jonathan Reeder (2003-07)
- 78 Chris Patterson (2007-10)
- 75 Garrett Sherrill (2006-08)
- 74 Tyler Moore (2009-14)
- 74 Luke Watts (2015-18)
- 71 Adam Mills (2005-08)

STARTS

Single-Season

- 16 Gary Armstrong (1995)
- 16 Jason Rook (2007)
- 16 Ryan Arrowood (2012)
- 16 Seth Grant (2012)
- 16 Rob Marcello (2012)
- 15 Tyler Moore (2014)
- 15 Jamie Nunn (2013)
- 15 Len Stratton (1986)
- 15 Scott Clark (2004)
- 15 Scott Clark (2005)
- 15 Jonathan Reeder (2005)
- 15 Jason Rook (2006)
- 15 Matt Andress (2010)
- 15 Ryan Arrowood (2011)

Career

- 56 Matt Andress (2007-10)
- 52 Ryan Arrowood (2009-12)
- 43 Scott Clark (2003-06)
- 43 Jeffrey Springs (2012-15)
- 42 Kevin Simmons (1983-86)
- 41 Colin Schmid (2016-18)
- 40 Seth Grant (2009-12)
- 39 Jonathan Reeder (2003-07)
- 39 Aubrey Edens (2006-09)
- 38 Rodney Lemonds (1997-2001)
- 38 Gary Armstrong (1993-96)

COMPLETE GAMES

Single-Season

- 9 Jim Blankenship (1974)
- 8 Steve Anspaugh (1973)
- 8 Kirk Bailey (1982)
- 7 Chick Cromer (1969)
- 7 Jon Dolecki (1969)
- 6 Steve Anspaugh (1974)
- 6 David Farmer (1977)
- 6 Terry Wentzel (1979)
- 6 Steve Sacco (1980)
- 6 Norm Vest (1996)

Career


- 14 Steve Anspaugh (1973-74)
- 13 Jim Blankenship (1971-74)
- 13 David Farmer (1976-78, 80)
- 12 Russ Warfield (1981-84)
- 11 Jon Dolecki (1967-70)
- 11 Terry Wentzel (1976-79)
- 11 Kirk Bailey (1981-82)
- 11 Richard Bosley (1982-85)
- 10 Chick Cromer (1968-69)
- 10 Steve Sacco (1978-80)



Randy Ingle



Wes Hobson



Tony Welborn



Tyler Zupcic



Matt Andress



INNINGS PITCHED

Single-Season

- 103.0 Tyler Moore (2014)
- 100.2 Seth Grant (2012)
- 99.1 Ryan Arrowood (2012)
- 97.2 Jamie Nunn (2013)
- 96.1 Garrett Sherrill (2006)
- 95.2 Rodney Lemonds (2000)
- 95.2 Tyson Blocker (2001)
- 95.2 Taylor Thurber (2015)
- 94.1 Ryan Arrowood (2011)
- 93.1 Jim Blankenship (1974)

Career

- 316.0 Matt Andress (2007-10)
- 298.2 Ryan Arrowood (2009-12)
- 257.1 Jonathan Reeder (2003-07)
- 249.0 Scott Clark (2003-06)
- 248.1 Kevin Simmons (1983-86)
- 248.1 Colin Schmid (2016-18)
- 245.0 Seth Grant (2009-12)
- 243.1 Jeffrey Springs (2012-15)
- 240.0 Aubrey Edens (2006-09)
- 239.1 Rodney Lemonds (1997-2001)
- 227.2 Russ Warfield (1981-84)

EARNED RUN AVERAGE

Single-Season (Min. 50 IP)

- 0.58 Jon Dolecki (1969)
- 0.88 Steve Anspaugh (1973)
- 1.07 Pete Hardee (1984)
- 1.09 Chick Cromer (1969)
- 1.25 Kirk Bailey (1982)
- 1.33 Gary Laws (1969)
- 1.74 Jim Blankenship, (1974)
- 1.82 Chick Cromer (1968)
- 1.83 Rocki Pitman (1971)
- 1.88 Steve Sacco (1980)

Career (Min. 150 IP)

- 1.44 Chick Cromer (1968-69)
- 1.82 Steve Anspaugh (1973-74)
- 1.86 Jim Blankenship (1971-74)
- 1.86 Pete Hardee (1982-84)
- 2.07 Gary Laws (1969-70)
- 2.11 Warren Garrett (1969-71)
- 2.29 Jon Dolecki (1967-70)
- 2.47 Kirk Bailey (1981-82)
- 2.60 Mike Ellis (1974-77)
- 2.84 Ed Curlee (1967-68)

WINS

Single-Season

- 12 Pete Hardee (1984)
- 11 Ryan Arrowood (2012)
- 10 John Monczynski (1974)
- 10 Garrett Sherrill (2007)
- 9 Chick Cromer (1969)
- 9 Lenny Stratton (1986)
- 9 Matt Andress (2010)
- 9 Jamie Nunn (2013)
- 9 Tyler Moore (2014)
- 8 Rocki Pitman (1971)
- 8 Steve Anspaugh (1973)
- 8 Kirk Bailey (1982)
- 8 Richard Bosley (1985)
- 8 Kevin Simmons (1985)
- 8 Kevin Simmons (1986)
- 8 Pete Palmer (1989)
- 8 Matt Andress (2008)
- 8 Ryan Arrowood (2010)
- 8 Ryan Arrowood (2011)

Career

- 28 Ryan Arrowood (2009-12)
- 26 Matt Andress (2007-10)
- 25 Kevin Simmons (1983-86)
- 22 Lenny Stratton (1985-87)
- 21 Pete Hardee (1982-84)
- 20 Russ Warfield (1981-84)
- 18 Richard Bosley (1982-85)
- 18 Garrett Sherrill (2006-08)
- 18 Jamie Nunn (2012-pres.)
- 16 John Monczynski (1973-76)
- 16 David Farmer (1976-78)
- 16 Jason Crews (1994-96)

LOSSES

Single-Season

- 12 Ben Hager (2000)
- 11 Nick Peterson (2003)
- 10 Kyle Shiplette (2002)
- 10 Jonathan Reeder (2005)
- 10 Andrew Vaccacio (2018)
- 9 Andy Cheek (1999)
- 9 Jason Howell (1999)
- 9 Brian Chapman (2002)
- 9 Nick Peterson (2004)
- 9 Scott Clark (2005)
- 9 Seth Grant (2011)
- 9 Taylor Thurber (2015)

Career

- 27 Scott Clark (2003-06)
- 25 Jonathan Reeder (2003-07)
- 21 Colin Schmid (2016-18)
- 20 Rodney Lemonds (1997-2001)
- 20 Nick Peterson (2003-04)
- 20 Taylor Craig (2002-05)
- 18 Andy Cheek (1997-99)
- 18 Matt Andress (2007-10)
- 18 Taylor Thurber (2012-15)
- 17 Jason Howell (1998-2000)
- 17 Gary Armstrong (1993-96)
- 17 Gary Davis (1991-94)
- 17 Jason Rook (2006-08)

SAVES

Single-Season

- 16 Nathan Hyatt (2012)
- 13 Chris Patterson (2010)
- 12 Taylor Miller (2011)
- 11 Zach Quate (2009)
- 9 Luke Watts (2018)
- 8 Matt Wood (2001)
- 8 Matt Wood (2002)
- 6 Reggie Black (1981)
- 6 Dan Norman (1989)
- 6 Stephen Fisher (1997)
- 6 Garrett Sherrill (2007)
- 6 Garrett Sherrill (2008)
- 6 Andrew Papp (2019)

Career

- 18 Matt Wood (1999-2001)
- 16 Nathan Hyatt (2010-12)
- 15 Chris Patterson (2007-10)
- 14 Garrett Sherrill (2006-08)
- 14 Taylor Miller (2008-11)
- 11 Zach Quate (2006-09)
- 10 Dan Norman (1986-89)
- 9 Luke Watts (2015-18)
- 8 Andrew Papp (2018-21)
- 8 Steve Sacco (1978-80)
- 7 Reggie Black (1980-81)
- 7 Kevin Simmons (1983-86)

STRIKEOUTS

Single-Season

- 93 Ryan Arrowood (2012)
- 90 Lenny Stratton (1986)
- 83 Ryan Arrowood (2011)
- 83 Colin Schmid (2018)
- 82 Matt Andress (2010)
- 81 Jason Rook (2007)
- 80 Andrew Vaccacio (2018)
- 79 Kirk Bailey (1981)
- 79 Colin Schmid (2017)
- 78 Chick Cromer (1969)
- 78 Richard Bosley (1985)
- 77 Jamie Nunn (2013)
- 76 Tyler Tuthill (2021)
- 76 Kevin Simmons (1985)
- 76 Scott Clark (2004)
- 76 Jeffrey Springs (2014)

Career

- 252 Ryan Arrowood (2009-12)
- 248 Matt Andress (2007-10)
- 224 Colin Schmid (2016-18)
- 222 Kevin Simmons (1983-86)
- 215 Jeffrey Springs (2012-15)
- 213 Lenny Stratton (1985-87)
- 205 Jason Rook (2006-08)
- 189 Scott Clark (2003-06)
- 180 Aubrey Edens (2006-09)
- 180 Seth Grant (2009-12)
- 173 Garrett Sherrill (2006-08)

BASES ON BALLS

Single-Season

- 71 Brian Chapman (2002)
- 58 Nick Peterson (2003)
- 57 Todd Welborn (1985)
- 57 Gary Armstrong (1995)
- 56 Nathan Hyatt (2011)
- 55 Kevin Simmons (1985)
- 55 Norm Vest (1997)
- 55 Nick Peterson (2004)
- 54 Andy Cheek (1999)
- 54 Jason Rook (2006)

Career

- 166 Kevin Simmons (1984-86)
- 145 Scott Clark (2003-06)
- 137 Gary Armstrong (1993-96)
- 130 Taylor Craig (2002-05)
- 128 Matt Andress (2007-10)
- 126 Jason Rook (2006-08)
- 126 Jeffrey Springs (2012-15)
- 123 Andy Cheek (1997-99)
- 122 Rodney Lemonds (1997-2001)
- 114 Lenny Stratton (1985-87)

MISCELLANEOUS

GAMES PLAYED

Single-Season


- 60 Zack Briggs (2011)
- 60 Trey Holmes (2011)
- 59 Jason Altenhof (2007)
- 59 David Rubinstein (2007)
- 59 Jason Altenhof (2008)
- 59 Isaac Harrow (2008)
- 59 Wes Hobson (2008)
- 59 Will Callaway (2012)
- 59 Hector Crespo (2012)
- 59 Daniel Kassouf (2012)
- 59 Tyler Tewell (2012)

Career

- 225 Hector Crespo (2010-13)
- 217 Tyler Zupcic (2010-14)
- 209 David Towarnicky (2007-10)
- 207 Preston Troutman (2011-14)
- 206 Wes Hobson (2007-10)
- 203 Jeremy Dowdy (2009-12)
- 199 Isaac Harrow (2006-09)
- 197 Chris Baker (2004-07)
- 195 Conner Leonard (2015-18)
- 186 Chris Behne (1997-2000)
- 185 Jerod Faggart (2007-10)




Ryan Arrowood




Pete Hardee



Nathan Hyatt



Kevin Simmons



Matt Wood

ALL-AMERICA

1968	Rodney Ewing
1969	Bob Billings Rodney Ewing Chick Cromer Jon Dolecki Bob Billings
1970	Ron Hodges Warren Garrett
1971	Ron Hodges
1975	Mike Ramsey
1979	Randy Ingle (first-team)
1982	Kirk Bailey
1984	Pete Hardee
1988	Darron Healey
2007	David Rubinstein
2009	Zach Quate
	Isaac Harrow (honorable mention)
2010	Wes Hobson
2012	Daniel Kassouf (first-team)

FRESHMAN ALL-AMERICA

2010	Hector Crespo
2012	Jamie Nunn
2013	Jaylin Davis
2016	Tanner Mann-Fix
2019	Luke Drumheller
2020	Noah Hall

ACADEMIC ALL-AMERICA

1984	Jamie Harris
2009	David Towarnicky
2010	David Towarnicky

ALL-REGION

1973	Mike Ramsey Steve Anspaugh
1974	Mike Ramsey Butch Dzaidul
1975	Mike Ramsey
1976	Randy Ingram
1977	Ron Brower Chris Plemmons Randy Ingram
1978	Chris Plemmons Joey Moffitt Randy Ingram Ron Brower
1979	Randy Ingle
1980	Joey Moffitt
1981	Mike Hobbs Tom Sams Robbie Peele
1982	Kirk Bailey
1983	Robin Peele
1984	Pete Hardee
	Tony Welborn
1986	Lenny Stratton
1988	Darron Healey
1989	Garrett Hinshaw
2009	Isaac Harrow Zach Quate
2010	Wes Hobson Chris Patterson
2012	Daniel Kassouf Ryan Arrowood Will Callaway Tyler Tewell
2013	Hector Crespo

ALL-STATE

2007	David Rubinstein
2009	Isaac Harrow Rand Smith
2015	Taylor Thurber Dillon Dobson Michael Pierson

NCAA REGIONAL ALL-TOURNAMENT

1973	Mike Ramsey
1984	Pete Hardee
2012	Ryan Arrowood Brandon Burris Trey Holmes Preston Troutman

NAIA WORLD SERIES ALL-TOURNAMENT

1969	Bob Billings
1971	Ron Hodges
1973	Mike Ramsey Steve Anspaugh Butch Dzaidul Robbie Williams

ALL-SOUTHERN CONFERENCE

1974	Mike Ramsey Steve Anspaugh Butch Dzaidul
1975	Mike Ramsey Randy Ingram Randy Ingram Chris Plemmons Malcom McLean Mike Ellis
1977	Randy Ingram Chris Plemmons Ron Brower Randy Ingle
1978	Randy Ingram Ron Brewer Joey Moffitt Chris Plemmons Randy Ingle Robin Cline Mike Poteat Jim Armstrong
1979	Randy Ingle Mike Hobbs Joey Moffitt
1980	Mike Hobbs
1981	Tom Sams Robin Peele John Barlowe
1982	Kirk Bailey Pete Camelo
1983	Robbie Peele
1984	Tony Welborn Jamie Harris Pete Hardee
	Kent Alexander Marc Hodges Brad Long
1985	Kevin Simmons Marc Hodges Richard Bosley Brad Long Lawrence Sluder
	Tony Welborn Lee James
1986	Lenny Stratton

1987	Kevin Simmons Brad Long Andre Crawford Ed Bubiel Brad Long Ed Bubiel Lenny Stratton Lawrence Sluder Tommy Green Andre Crawford Darron Healey
1988	Keith Nail Tommy Green Stacey Schneider Pete Palmer Steve Hollins Gary Chandler Garrett Hinshaw Scott Waugh Brad Neithammer Johnny McCraw Scott Waugh Doug Jones Scott Waugh Jonny McCraw
1989	Randy DeBruhl Will Shellman Doug Young Shane Owenby Brent Payton Scott Garrett Scott Musgrave Chris Rodriguez Kenny Osbourne Stephen Crater Mike Berrier Chris Behne Wes Timmons
1990	Wes Timmons
1991	David Rubinstein
1992	Jason Altenhof
1994	Jason Altenhof Matt Andress David Rubinstein
1995	Zach Quate
1996	Wes Hobson Rand Smith Isaac Harrow Wes Hobson Chris Patterson Jerod Faggart
1997	Ryan Arrowood Jack Myers
1998	Ryan Arrowood Will Callaway Daniel Kassouf Hector Crespo Tyler Tewell Tyler Zupcic
2000	Hector Crespo Jamie Nun Will Callaway
2001	Dillon Dobson
2007	Michael Pierson

ALL-SUN BELT CONFERENCE

2015	Taylor Thurber Dillon Dobson Matt Vernon
2016	Andrew Papp
2020*	

2021	Luke Drumheller Robbie Young Luke Drumheller Tyler Tutthill
------	--

* Preseason honors (No postseason honors in 2020)

PRESEASON ALL-SUN BELT CONFERENCE

2020	Luke Drumheller Andrew Papp
2021	Luke Drumheller

SOUTHERN CONFERENCE ALL-FRESHMAN

2011	Preston Troutman
2012	Brandon Burris Jamie Nunn
2013	Jaylin Davis Dillon Dobson
2014	Matt Brill Dallas DeVrieze Tyler StrVue

SoCon PLAYER OF THE YEAR

1974	Mike Ramsey
1979	Randy Ingle
1984	Tony Welborn
1986	Lenny Stratton
1989	Scott Waugh

SoCon PITCHER OF THE YEAR

1989	Pete Palmer
2012	Ryan Arrowood

SoCon COACH OF THE YEAR

1973	Frank Lovrich
1984	Jim Morris
2012	Chris Pollard

SoCon FRESHMAN OF THE YEAR

1988	Scott Waugh
1989	Johnny McCraw
1993	Kenny Osborne
2013	Jaylin Davis

SoCon REGULAR-SEASON CHAMPIONSHIPS

1973, 1984*, 1985*, 1986*, 1987*, 2012
--

*North Division

SoCon TOURNAMENT CHAMPIONSHIPS

1984	
------	--

SoCon ALL-TOURNAMENT

1984	Rusty Weaver*
1990	Brad Niethammer Doug Jones
1991	Scott Waugh John Key
2000	Chris Behne
2007	Andrew Franco
2009	David Towarnicky
2010	Chris Alessandria Hector Crespo Wes Hobson Seth Grant Tyler Zupcic
2011	Hector Crespo
2013	Hector Crespo
2014	Michael Pierson Jeffrey Springs

*SoCon Tournament MVP

RETIRED JERSEYS

NO. 41 JIM MORRIS

RETIRED OCTOBER 11, 1998

Jim Morris served as App State's head coach from 1974-98, compiling a 611-475-1 overall record in his 25 seasons at the helm.

He led the Mountaineers to four-consecutive Southern Conference championships (1984-87) and two of App State's three all-time NCAA postseason appearances in 1984 and '86.

His 1984 squad led the nation in regular-season winning percentage (35-5) and the '86 Apps were the first team in SoCon history to earn an at-large bid to the NCAA Regionals.

During his 25-year tenure, Morris coached six all-Americans, five SoCon Players of the Year, one SoCon Pitcher of the Year and three SoCon Freshmen of the Year and was named the 1984 SoCon Coach of the Year.

Morris served as a color analyst for App State baseball broadcasts on the Appalachian IMG Sports Network from 2009-14.



Jim Morris won 611 games as App State's coach from 1974-98.

NO. 12 RANDY INGLE

RETIRED OCTOBER 25, 2008

App State's all-time leader in career batting average, Randy Ingle hit .404 for the Mountaineers from 1977-79. He also ranks second in App State history with 11 career triples and fourth in career slugging percentage (.632). He batted a school- and SoCon-record .477 in 1979 en route to All-SoCon, SoCon Player of the Year, all-region and first-team All-America accolades. He earned all-conference honors in each of his three collegiate seasons.

After being selected in the 14th round of the 1979 Major League Baseball Draft by the Atlanta Braves, he played in the Braves' farm system from 1979-1987.

He spent more than 30 years as a coach in the Braves' organization, including more than 25 as a manager, and was hired in January 2019 as the Asheville Tourists' development supervisor. Ingle was named Southern League Manager of the Year in 1997 after leading the Greenville Braves to the Southern League championship and also managed the Pulaski Braves to the 1991 Appalachian League title. Ingle won his 1,000th game as a manager on May 7, 2009.



App State's all-time leader with a .404 batting average, Randy Ingle spent more than 30 years as a coach in the Atlanta Braves organization.



MOUNTAINEERS IN THE MAJOR LEAGUE BASEBALL DRAFT

Year	Player	Pos.	Round	Selection	Organization	Year	Player	Pos.	Round	Selection	Organization
1969	Charlie Cromer	P	23	526	Chicago White Sox	2009	Zach Quate	P	14	439	Tampa Bay Rays
1970	Ron Hodges	C	6	144	Baltimore Orioles		Rand Smith	OF	20	608	Florida Marlins
	Bobby Billings	OF	28	649	Washington Senators		Isaac Harrow	2B	24	735	New York Yankees
	Sam Miller	P	31	708	Washington Senators		Josh Dowdy	P	38	1,136	Baltimore Orioles
1972	John Shermer	P	9	204	Chicago White Sox	2010	Chris Patterson	P	29	889	St. Louis Cardinals
1975	Mike Ramsey	SS	3	64	St. Louis Cardinals		Wes Hobson	2B	40	1,218	San Francisco Giants
1977	Ronald Brower	1B	10	236	Montreal Expos	2012	Nathan Hyatt	P	13	419	Atlanta Braves
1979	Randy Ingle	SS	14	342	Atlanta Braves		Tyler Tewell	C	14	449	Atlanta Braves
1982	Kirk Bailey	P	13	335	New York Yankees		Seth Grant	P	26	797	Miami Marlins
	Mark Poston	P	22	548	San Diego Padres		Ryan Arrowood	P	28	858	Colorado Rockies
1984	Pete Hardee	P	21	534	Montreal Expos	2013	Rob Marcello	P	17	511	Philadelphia Phillies
	Rich Bosely	P	25	639	Baltimore Orioles		Sam Agnew-Wieland	P	24	734	New York Yankees
1985	Todd Welborn	P	4	100	New York Mets		Hector Crespo	2B	34	1,034	New York Yankees
	Rich Bosely	P	10	237	Milwaukee Brewers		Will Callaway	2B	37	1,122	San Francisco Giants
	Tony Welborn	OF	21	539	Kansas City Royals	2015	Michael Pierson	3B	21	645	L.A. Angels of Anaheim
1986	Tony Welborn	OF/P	3	70	Montreal Expos		Dillon Dobson	SS	23	696	San Francisco Giants
	Kent Alexander	P	22	558	Chicago Cubs		Jaylin Davis	OF	24	710	Minnesota Twins
1990	Steven Hollins	SS	41	1,055	Philadelphia Phillies		Jeffrey Springs	P	30	888	Texas Rangers
1996	Brian Musgrave	P	11	331	Boston Red Sox	2017	Matt Brill	P	12	352	Arizona Diamondbacks
	Scott Garrett	C	23	690	Cincinnati Reds		Chandler Seagle	C	30	888	San Diego Padres
2008	David Rubinstein	OF	11	324	Pittsburgh Pirates	2018	Colin Schmid	P	13	393	St. Louis Cardinals
	Jason Rook	OF	12	356	Baltimore Orioles	2020	Jack Hartman	P	4	108	Pittsburgh Pirates
	Garrett Sherrill	P	12	368	Milwaukee Brewers						

* Selections from regular June draft. Selections from secondary or supplemental drafts are not noted.

MOUNTAINEERS IN THE MAJOR LEAGUES

DON CARDWELL • RHP • 1954*

MAJOR LEAGUE CAREER

1957-60 — Philadelphia Phillies

1960-62 — Chicago Cubs (threw a no-hitter vs. St. Louis Cardinals on May 15, 1960 — two days after being traded from Philadelphia to Chicago)

1963-66 — Pittsburgh Pirates

1967-70 — New York Mets

1970 — Atlanta Braves

MLB STATS	W	L	ERA	G	GS	CG	SHO	SV	IP	H	R	ER	HR	BB	K	HBP
14 Seasons	102	138	3.92	410	301	72	17	7	2,122.2	2,009	1,044	924	225	671	1,211	98

POSTSEASON

1969 World Series (pitched one perfect inning in Game One)

- Cardwell attended App State but did not play baseball for the Mountaineers before beginning his professional career.

RON HODGES • C • 1969-71

MAJOR LEAGUE CAREER

1973-84 — New York Mets

MLB STATS	G	AB	R	H	2B	3B	HR	RBI	BB	K	AVG.	OB%	SLG.	SB	CS
12 Seasons	666	1,426	119	342	56	2	19	147	224	217	.240	.342	.322	10	13

POSTSEASON

1973 World Series (walked in only plate appearance of series in Game One)

JOHN PYCHEA • RHP • 1950-53

MAJOR LEAGUE CAREER

1954 — Chicago Cubs

MLB STATS	W	L	ERA	G	GS	CG	SHO	SV	IP	H	R	ER	HR	BB	K	HBP
One Season	0	1	10.13	1	0	0	0	0	2.2	4	3	3	1	2	2	0

MIKE RAMSEY • IF • 1972-75

MAJOR LEAGUE CAREER

1978-84 — St. Louis Cardinals

1984 — Montreal Expos

1985 — Los Angeles Dodgers

MLB STATS	G	AB	R	H	2B	3B	HR	RBI	BB	K	AVG.	OB%	SLG.	SB	CS
Seven Seasons	394	786	81	189	26	6	2	57	48	111	.240	.285	.296	14	7

POSTSEASON

1982 World Series (appeared in three games off the bench; scored the eventual winning run in the sixth inning of St. Louis' 6-3 win over Milwaukee in Game Seven)

COAKLER TRIPLET • OF • 1930-35

MAJOR LEAGUE CAREER

1938 — Chicago Cubs

1941-43 — St. Louis Cardinals

1944-45 — Philadelphia Phillies

MLB STATS	G	AB	R	H	2B	3B	HR	RBI	BB	K	AVG.	OB%	SLG.	SB	CS
Six Seasons	470	1,307	148	334	47	14	27	173	123	114	.256	.320	.375	10	0

JEFFREY SPRINGS • P • 2012-15

MAJOR LEAGUE CAREER

2018-19 — Texas Rangers

2020 — Boston Red Sox

2021 — Tampa Bay Rays

MLB STATS	W	L	ERA	G	GS	CG	SHO	SV	IP	H	R	ER	HR	BB	K	HBP
Four Seasons	10	5	4.73	102	2	0	0	2	129.1	135	76	68	22	58	154	2

JAYLIN DAVIS • OF • 2013-15

MAJOR LEAGUE CAREER

2019-21 — San Francisco Giants

MLB STATS	G	AB	R	H	2B	3B	HR	RBI	BB	K	AVG.	OB%	SLG.	SB	CS
Three Seasons	26	63	5	10	1	0	2	4	3	18	.159	.221	.270	1	2