



HOWDENS
JOINERY CO.

Making Space More Valuable

Kitchen featured - Greenwich Super Matt Graphite



Your Complete Kitchen

Kitchens are the heart of your home, whether that is entertaining for friends, cooking a family meal or catching up with your emails. Within our range, you will find more than 70 inspirational kitchens, along with appliances, worktops, flooring, storage and much more to complete your look.

Within this brochure, you can explore different styles, trend inspiration and ideas to start your kitchen journey together with your builder.



BY APPOINTMENT TO
HER MAJESTY THE QUEEN
SUPPLIER OF FITTED KITCHENS
HOWDEN JOINERY LTD
LONDON



HOWDENS
JOINERY CO.

Our story

We are committed to service, quality and excellence and in 2015 were granted a Royal Warrant of Appointment to Her Majesty the Queen as a supplier of fitted kitchens.

OUR STORY

Our story began in 1995 with a commitment to provide leading kitchen designs at the best local price to trade professionals and their customers. Today, we are the UK's largest designer and manufacturer of fitted kitchens. Our products are available from stock in more than 670 depots across the UK.

TRUSTED BY BUILDERS

Trade professionals have know-how and craftsmanship to install our kitchens to the highest standard. That is why we sell directly to trade, so your kitchen can be installed exactly the way you want and is built to last. In turn, they trust us to have the stock they need, when they need it, to complete your kitchen.

A DESIGN AUTHORITY IN KITCHENS

We draw on design trends from around the world when making our products, so you can recreate the latest looks at home. Many of our products are designed using innovative technology and treatments, so you can use natural materials and man-made textures that are durable enough to stand up to modern life.

LOCAL STOCK AND SERVICES

With thousands of products in our range, all in local stock at your nearest Howdens, you will have plenty of choice when completing your kitchen with us. You can also access our free expert planning and design service, where our experienced designers are on hand to support you and your builder to make your kitchen ideas a reality.



Creating your dream kitchen

Planning and designing a kitchen is simple with us. Below you can explore the steps to creating a kitchen that suits your home and lifestyle.

Choose your kitchen style

Whether it is contemporary greys, traditional rustic trends or a linear look, you can find your favourite style within one of our three kitchen ranges: Contemporary, Shaker and Universal.



Find a local fitter

We understand that your local builder is best placed to give you the quality and experience of a professional installation. If you don't have a trade professional in mind, then contact your local depot who will help you find one.



Talk to our team

When planning your new kitchen, it is important to make sure the details are right from the start. That is why we offer a free kitchen design and home survey service. One of our kitchen designers will visit your home to measure the available space and talk to you about what you want from your new kitchen and recommend some styles and products.



Our cabinets

Our cabinets are designed and engineered to be the best in its class, offering more storage and better functionality.

We know your cabinets need to be high quality, robust and built to withstand the daily demands of life. That is why our cabinets undergo rigorous testing to both British and European standards and are guaranteed for 25 years*.

Within our range, you will find more than 600 options across our ready-assembled and flat-packed Technik cabinets.

READY-ASSEMBLED RIGID CABINETS

Available in three colours, our cabinets come in a variety of sizes making it easy to find the right fit for your home. If you are looking to increase your storage space, then our extra tall and extra deep cabinets will do just that by adding up to 65% more space. All of our cabinets are supplied with a new heavy duty leg for faster fitting and greater strength.

FLAT-PACKED TECHNIK CABINETS

Technik cabinets are a great choice if access to your home is restricted, or if your kitchen space is small. Available in white, Technik cabinets come in a range of sizes, including full height and half height wall cabinets, which can suit different layouts and space.



White



Light oak



Light grey oak

Colour matched interior and exterior surface on both wall and base units

Robust 18mm thick height adjustable shelves

Standard and soft close options available

A wide range of built-in accessories for quick, easy installation and to hideaway all your cooking essentials



*Extra tall and extra deep*1 wall cabinets to maximise storage*



Over 40 appliance housing units available to customise your kitchen



Over 600 cabinet options to suit all spaces



Over 20 drawer options available including under sink units



Bigger, stronger, robust UK manufactured cabinet leg



* In the unlikely event of a problem occurring with our cabinets as a result of manufacture or raw materials, we will happily, promptly and without charge, replace any cabinets (excluding frontals) within 25 years from the date of installation in the UK. We also offer a 5 year frontal guarantee from date of installation in the UK, subject to availability of the particular frontal model. If you need to make a claim, contact your local depot who can help you through the process.

*1 Unavailable in Light Grey Oak

Kitchen featured - NEW Lewes Slate Grey



Contents

KITCHENS

THE LINEAR STYLE 08

THE CONTEMPORARY KITCHEN 18

BALHAM GLOSS	20
CLERKENWELL GLOSS	28
CLERKENWELL SUPER MATT	42

THE SHAKER KITCHEN 54

TEWKESBURY FRAMED	60
TEWKESBURY	64
FAIRFORD	78
CHELFORD	102
BURFORD	110
ALLENDALE	120

THE UNIVERSAL KITCHEN 130

GLENDEVON GLOSS	132
LEWES	142
GREENWICH GLOSS	150
GREENWICH SUPER MATT	168
GREENWICH	176

COMPLETE YOUR KITCHEN 192

KITCHEN DESIGN ACCESSORIES	192
LIGHTING	194
HANDLES	198
WORKTOPS	206
SINKS & TAPS	222
APPLIANCES	240
STORAGE & BINS	270
FLOORING	280
YOUR TOOLS & INSPIRATION	300
STANDARDS & ACCREDITATIONS	302
YOUR NEAREST DEPOT	304
KITCHEN STYLES GUIDE	312



FEATURED KITCHENS

Front cover – Clerkenwell Gloss White
Back cover – NEW Tewkesbury Dove Grey

LINEAR

STYLE

The Linear look can be styled using any of our kitchen ranges, whether you are short on space or looking for open-plan living.

Using seven key design principals to achieve the look, our kitchen designers will work with you to plan this style into your home.

Strong, prominent lines, a continuous flow of edges and an uncluttered and organised feel can help make your beautiful Linear kitchen functional. Everything is easily accessible yet discretely hidden away.

Incorporating the Linear look into your design ensures that you're creating a kitchen that is totally individual to you and your family's needs, whilst achieving an effortlessly stylish look.





LINEAR

— STYLE ELEMENTS —

Working with your designer

When planning your new kitchen it is important to make sure the details are right from the start. That is why we offer a free kitchen design and home survey service. Working with you and your builder, our expert designers will create a kitchen design which incorporates all of your favourite Linear style elements.

Horizontal Lines

By far the most important element in creating the Linear style in your kitchen. These lines can be created using metallic profiles, runs of drawers and drawer-effect frontals.

Linear Corners

Corner posts create a floating effect as the lines of half height drawers blend around the entire island or worktop corner.

Lighting

Follow the horizontal lines of your worktops and plinths with LED strip lights to really bring the Linear style alive.





Half-Height Units & Shelving

Mix glazed and solid half-height wall units with open shelving, allowing for more storage and that all important styling.

Vertical Lines

Create vertical lines with banks of towers and draw the eye up adding height to your room. Enhance with our range of complementing metallic profiles.

Thin Worktops

Thin, solid worktops elevated by a flash of metallic profile trim ensure the sleek and minimalist Linear look.

Handles

Thin worktops allow you to choose the handle less or integrated handle look. You can also perfect the Linear look with slim line, trim style handles.

Kitchen range used in this image:

Balham Gloss Dove Grey from our **Contemporary range**. This slab kitchen has been paired with matt black plinths and profiles to accentuate the long lines.

— COMPACT LIVING —

Just because you are working with a small space doesn't mean you have to compromise on style or functionality. Feature impact lighting in glass fronted cabinets or open shelving and style these with a pop of personality and colour. Prominent lines draw the eye, creating the illusion of a bigger kitchen whilst metallic trim and minimalist handles retain the Linear design.

Kitchen range used in this image:

Greenwich Super Matt Graphite from our **Universal range**. This slab kitchen has been paired with copper plinths and profiles on a bank of drawer frontals. Half-height solid and glass fronted wall cabinets help to create this beautiful Linear style.



— GALLEY KITCHEN —

Galley kitchens lend themselves to the Linear style as they naturally have a stream-lined look. Choose doubled up drawers to maximise the storage and create clean and prominent horizontal lines. A profile strip underneath a thin worktop will assist the super sleek, handleless look. Complement with a sparkling mirror-chip quartz worktop.

Kitchen range used in this image:

Balham Gloss White from our **Contemporary range**. This slab kitchen has been paired with matt black plinths and profiles to continue the monochrome styling.

— AWKWARD SPACE —

Placing the spotlight firmly on letting your personality shine through; the Linear look in an L-shaped kitchen provides plenty of space for styling to suit you.

Making use of the space is key. Runs of cabinets and floor to ceiling towers increase your kitchen space. Warm lighting is used to enrich those Linear lines and open shelving can show off all the things that your family treasures.

Kitchen range used in this image:

Greenwich Gloss White from our **Universal range**. This slab kitchen has been paired with aluminium plinths and vertical profiles to highlight the Linear look.



— USING SHAKER —

Use the Linear style to create a contemporary Shaker kitchen. Let vertical lines take centre stage and enhance these with metallic profiles. Floor to ceiling cabinets provide the perfect space for easily accessible integrated appliances, leaving your kitchen uncluttered. Illuminate the Linear look with a clever use of strip lighting on plinths and under worktops.

Kitchen range used in this image:

Chelford Slate Grey from our **Shaker range**. This traditional style kitchen has been paired with glistening brass plinths and vertical profiles to enhance the Linear style whilst slim line handles keep the look minimalist and modern.

LINEAR

— OPEN PLAN LIVING —

Creating an open plan kitchen allows you and your builder to get really creative. The Linear trend is a perfect fit as it allows functional solutions that flow from the kitchen through to further living areas. Integrating a TV stand into the wall and adding bespoke wall storage makes this look unique to you.

An Island with a wraparound style creates a 'floating' effect. Corner posts give an infinity feel as the continuous lines of half height, handleless drawers blend around the entire island.

Kitchen range used in this image:

Balham Gloss White from our **Contemporary range**. The copper profiles soften the bright white look creating a delicate style, with a very strong Linear influence.





Kitchens

We have a choice of over 70 inspirational kitchen styles in stock and each can be tailored to suit your space, taste and budget.

The Contemporary range is at the cutting edge of modern design with its super smooth doors, integrated handles and sleek gloss or matt finishes. For a more traditional look and feel, choose one of the kitchens in the Shaker Range. The Universal Range is a timeless design that will appeal to those wanting to create a minimalist and modern look.



Contemporary

As the name suggests this range is our most modern design, with handleless frontals in a wide selection of colours.

Our ranges

Balham Gloss
Clerkenwell Gloss
Clerkenwell Super Matt

Contemporary Range from page 18



Shaker

The Shaker range is a timeless style with a classic door design, capable of being both modern and traditional. With wood grain and matt, kitchens created using our Shaker range can be styled to appeal to a broad taste, from the country classic to the uber cool.

Our ranges

Tewkesbury Framed
Tewkesbury
Fairford
Chelford

Burford
Allendale

Shaker Range from page 54



Universal

A slab door design that can work in almost any situation whether it is the simplest and most functional of kitchens or a minimalist and high design aesthetic look.

Our ranges

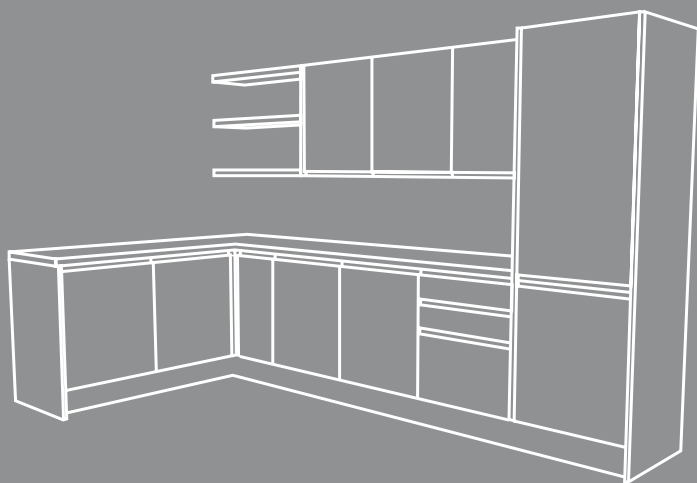
Glendevon Gloss
Lewes
Greenwich Gloss

Greenwich Super Matt
Greenwich

Universal Range from page 130

Contemporary kitchen

They say that a design is perfect when there is nothing left to take away. Our Contemporary Range embraces that philosophy of simplicity and clarity. Each style in this range features super-modern, handleless surfaces and clean elegant lines. Available in a wide range of colours, you can personalise the design to suit you and your family.



MATT & GLOSS

We know expressing style in your kitchen is important. Our Contemporary kitchens come in matt and gloss finishes so you can personalise by using both for an inspiring mix and match look.



FULLY FUNCTIONAL

It's not all about the looks. This is also a practical collection that prioritises usability, smart storage solutions and sturdy construction, meaning you have a kitchen that looks good and works hard for you too.

A modern kitchen with a clean, minimalist aesthetic. The focal point is a wall of white, glossy cabinets with two built-in ovens. The ovens have black frames and red digital displays. To the right, a dark countertop holds a white kettle and a green pot. The floor is made of dark wood planks. The lighting is soft and even, highlighting the glossy finish of the cabinets.

Introducing our **Contemporary** range
featuring **NEW Balham Gloss**

Balham Gloss

With its cutting-edge Italian inspired design and high gloss finish, Balham Gloss is the ideal choice if you want to achieve that ultra-modern look in your kitchen. The doors are 19mm thick, handleless and available in two sophisticated colour options.

This style offers a full selection of decorative accessories including metallic profiles in three colours – brass, copper and aluminium with a matt black option with a range of matching plinths. Perfect for creating your own unique look by mixing and matching with the doors.



White

Page 22

Dove Grey

Page 24





Balham Gloss

White

NEW





Balham Gloss

Dove Grey

NEW



Balham Gloss **NEW**

White

Choose these high gloss cabinet doors in crisp white to create a minimalist kitchen with architectural influences. These handleless, 19mm-thick doors come with choice of metallic trims for a high-end look. Meanwhile cabinet options like our extra-wide drawers and tall tower units create a contemporary linear look inspired by European trends.

Choose a thin grey mirror chip quartz worktop to continue the luxurious style. Bespoke open shelving, made by your builder, will free up wall space for displaying your favourite knick-knacks. Pair a copper trim with copper accessories to add warmth to your design.

FEATURED IN MAIN IMAGE ON PAGE 22-23

Grey Mirror Chip Quartz worktop, Grey Oak Effect backboard, Clear glass splashback, Lamona pyrolytic ovens, 5 zone ceramic hob and canopy extractors, Franke Kubus sink, Lamona Alvo tap, Real Wood Dark Oak flooring



Balham Gloss

NEW

Dove Grey

Create a monochrome kitchen with linear design features using these handleless cabinet doors in glossy dove grey. Dove grey offers a soft alternative to a classic black and white scheme. A choice of metallic trims creates a premium finish, and highlights the clean lines of the cabinet doors. Lastly, introduce subtle storage with half-height wall units, which take up less space.

Continue the linear design of your cabinet doors with a white mirror chip quartz worktop. Opt for a concrete laminate floor to make your room appear more open. Then complete the look with flexible strip lighting installed underneath your worktop. This will make a striking design feature when you are entertaining.


FEATURED IN MAIN IMAGE ON PAGE 24-25

White Mirror Chip Quartz worktop, Gloss White backboard, Lamona double oven, induction hob and canopy extractor, Franke Kubus sink, Lamona Lanzo tap, Concrete laminate tile flooring



Clerkenwell Gloss

One of the sleekest kitchen designs in our range, Clerkenwell Gloss features integrated linear pull handles for beautiful, unbroken lines throughout. If you are looking to make a powerful design statement, this style has got what you need. It boasts a reflective, gloss finish and it is available in eight colours, including, graphite and slate grey. The doors are 19mm thick and featureless for a cool, contemporary look.



White

Page 30



Ivory

Page 32



Cashmere

Page 33

Clay[†]

Page 40



Dove Grey

Page 34



Grey

Page 36



Slate Grey

Page 38



Graphite

Page 41

All Clerkenwell Gloss kitchen frontals have FSC® certification, excluding curved plinths

[†]Subject to availability







Clerkenwell Gloss

White

Modern enough to spice up an urban apartment, yet welcoming enough to make a great family kitchen, Clerkenwell Gloss White looks great in any setting. Combine the glossy white cabinet doors with white washed laminate flooring and white/grey marble effect worktop.

Accompany those lustrous cabinet doors with integrated lighting installed below your cabinets. The result is a light and airy room that you will want to spend most of your time in.

FEATURED IN MAIN IMAGE

White/Grey Marble Effect worktop, Lamona single oven and ceramic hob, Lamona Grey granite composite sink and Arona tap, White Washed Oak laminate flooring



Curved plinths are not FSC® certified





Clerkenwell Gloss Ivory

For a tranquil kitchen that makes you want to start cooking, choose a Clerkenwell Gloss ivory kitchen with a customised island that offers plenty of preparation space. The cabinet doors look super-sleek alongside modern, stainless steel appliances and a Lamona glass extractor.

Add some contrast in the form of a grey marble effect worktop and finally, warm up the space with a walnut laminate floor.

FEATURED IN MAIN IMAGE

Grey Marble Effect worktop, upstand and backboard, Clear glass splashback, Lamona single oven, gas hob and curved glass extractor, Lamona Ashworth sink and Arona tap, Walnut laminate flooring



Curved plinths are not FSC® certified



Clerkenwell Gloss Cashmere

Transform your kitchen into a cosy retreat that is perfect for tea and coffee breaks. The glossy doors have integrated pull handles, making them ideal when space is at a premium.

Bring out the brown tones with an oak worktop and backboard and create a customised wooden seating area to transform the room into an inviting social space. A light oak floor and illuminated open shelving make things feel bright and spacious.

FEATURED IN MAIN IMAGE

Solid Oak Block and Quartzstone White worktops, Clear glass splashback, Lamona single oven, ceramic hob and flat glass extractor, Lamona Kielder sink and Alvo tap, Light Oak laminate flooring



Curved plinths are not FSC® certified





Clerkenwell Gloss

Dove Grey

This colour pairs well with a grey glass-effect worktop as part of a loft-style design. For an artisan feel, contrast the glossy surfaces with natural-looking woods, such as a solid oak block worktop on the island, and tawny chestnut oak and walnut flooring.

Accompany those lustrous cabinet doors with a black granite composite sink and a black Lamona single pyrolytic oven. Break up the horizontal and vertical lines with some diagonal slices of bold colour on the walls. Finally, install a stunning quartz worktop on the island.

FEATURED IN MAIN IMAGE

Grey Glass Effect, White Mirror Chip Quartz and Solid Oak Block worktops, Lamona pyrolytic oven, induction hob and canopy extractor, Lamona Black granite composite sink and Calaggio tap, Tawny Chestnut Oak and Walnut laminate flooring



Curved plinths are not FSC® certified



Clerkenwell Gloss

Grey

This cool grey looks great as part of a minimalist design. Choose wall units and base units in uniform sizes to emphasise the glossy finish and sleek lines. A long, stone-effect worktop and Lamona double oven will give you plenty of space for cooking.

Complement the grey tones with a light stone effect worktop and Lamona Hayeswater sink, then create some custom-made oak shelves above your worktop to warm things up. Finally, lighten the space up with a concrete laminate tile floor.

FEATURED IN MAIN IMAGE

Light Stone Effect and Solid Rustic Oak worktops, Charcoal backboard, Clear glass splashback, Lamona double oven, ceramic hob and canopy extractor, Lamona Hayeswater sink and Roya tap, Concrete laminate tile flooring



Curved plinths are not FSC® certified





Clerkenwell Gloss

Slate Grey

These dark cabinet doors look great when contrasted with lighter colours. Try contrasting a white glass effect worktop, a pair of stainless steel Lamona single ovens, and an Easton sink. Light grey oak and real wood oak flooring give the space a tactile quality that makes you want to reach out and touch it.

Introduce accessories, being careful to maintain the white, brown and grey colour scheme. The result is a kitchen that makes a powerful design statement.

FEATURED IN MAIN IMAGE

White Glass Effect and Grey Oak Effect worktops, Lamona single ovens and ceramic hob, Lamona Easton sink and Enza tap, Light Grey Oak laminate and Real Wood Oak flooring



Curved plinths are not FSC® certified







Clerkenwell Gloss Clay[†]

This earthy clay looks beautiful alongside natural materials and simple, rustic furniture. Complement the look with a solid oiled oak floor, allowing rich browns to dominate the colour palette.

Create large runs of uninterrupted colour with extra tall wall units and contrast the clay and brown tones with white walls, worktops and a gloss white backboard.

Ensure a clean and uncluttered look with a concealed washing machine and eliminate shadows with under cabinet lighting.

FEATURED IN MAIN IMAGE

Gloss White backboard, Clear glass splashback, Lamona single oven, ceramic hob and canopy extractor, Lamona Hayeswater sink and Alvo tap, Solid Oiled Oak flooring



Curved plinths are not FSC® certified [†]Subject to availability



Clerkenwell Gloss Graphite

The darkest colour available in this style, graphite provides the strongest contrast for the bright highlights that sparkle across its reflective surfaces. It is a great choice for creating a minimalist look based on tonal opposites.

A run of graphite base units looks beautiful when paired with our light grey oak cabinets, white walls, a quartzstone white worktop, and a gloss white backboard. Add an island and brighten things up with white washed oak flooring, and install lighting inside glass-front units.

FEATURED IN MAIN IMAGE

Quartzstone White worktop, Gloss White backboard, Clear glass splashback, Lamona single oven, ceramic hob and integrated extractor, Lamona square bowl sink and Cubic tap, White Washed Oak laminate flooring




Curved plinths are not FSC® certified



Clerkenwell Super Matt

For a minimalist, highly modern kitchen with a soft, smooth finish, Clerkenwell Super Matt is a great choice. The featureless doors have integrated handles, giving them a wonderfully sleek and elegant appearance.

The leading-edge design is tempered by the matt finish, which reduces reflections and gives your kitchen a tranquil, calming feel.




White

Page 44



Cashmere

Page 46



Grey

Page 48



Slate Grey

Page 50



Graphite

Page 52



Clerkenwell Super Matt

White

Integrated handles and a super matt finish make this minimalist door perfect for a pared back kitchen. The neutral colour and soft finish create a sense of calm, and matt shows fewer fingerprints too – ideal for a kitchen shared with little ones.

Soften the clean lines with materials which echo nature, like our Light Oak laminate flooring and a quartz worktop. Placing an induction hob on the island frees up space for food preparation, and your builder can add a wooden breakfast bar for relaxed dining.

Continue the understated look with integrated appliances, and a white granite composite sink which will blend with your worktop. Finish with poured concrete and copper accessories; a modern twist on Scandinavian style.

FEATURED IN MAIN IMAGE

Linear Oak Effect and White Mirror Chip Quartz worktops, White/Grey Marble Effect backboard, Lamona pyrolytic ovens, induction hob and cylinder island extractor, Lamona White granite composite sink and Alvo tap, Light Oak laminate flooring







Clerkenwell Super Matt Cashmere

The cool cashmere colour of this kitchen is homely and inviting, making it a place your guests will want to congregate. Create a cosy seating area built into the island and conceal an integrated Lamona dishwasher and fridge-freezer so that nothing distracts from the sleek, handleless design of the units.

Finally, brighten things up with some marble laminate tile flooring, a white island, a Lamona granite composite sink and a white glass effect worktop

FEATURED IN MAIN IMAGE

White Glass Effect worktop, Lamona double oven and induction hob, Lamona White granite composite sink and Alvo tap, Marble laminate tile flooring



Clerkenwell Super Matt

Grey

This sleek, handleless design in soft grey and super matt finish creates a welcoming sense of light in your kitchen.

The clean lines of the cabinets and seamless use of integrated appliances are perfect for a smaller room where you want to give the illusion of space. Introduce natural materials such as grey oak flooring and lush greenery to give this cutting edge design a softer feel.

Ask your builder to create a bespoke table, perfect for casual meals, socialising with friends or catching up on work. The result is a versatile living space for everyone to enjoy.

FEATURED IN MAIN IMAGE

White Mirror Chip Quartz and Solid Oak Block worktops, Lamona single oven, induction hob and canopy extractor, Lamona Foxcote sink and Savoca tap, Grey Oak laminate flooring





Clerkenwell Super Matt

Slate Grey

For a stylish look, combine some slate grey and gloss graphite doors along with our light grey oak cabinets to create an island. Beside these, create a custom-made set of shelves, placing the organic and the ultra-modern side by side.

Install pull-down shelf storage for easy access to your units, and a cutlery tray to keep everything organised. A light stone effect island worktop, a black ceramic hob, and an island chimney extractor will give things a trendy look.

Contrast these with some natural-looking features, such as a light oak floor and a linear oak effect worktop. The result is a compelling blend of the high-tech and the organic.

FEATURED IN MAIN IMAGE

Light Stone Effect worktop, Linear Oak Effect worktop and backboard, Lamona single oven, warming drawer, induction hob and cylinder island extractor, Lamona Dorney sink and Roya tap, Light Oak laminate flooring



Curved plinths are not FSC® certified







Clerkenwell Super Matt

Graphite

This combination of a sleek finish and a statement shade of dark grey is a bold choice for a modern kitchen.

The darkest tone in our range, graphite can be paired with lighter shades of grey, like our grey oak laminate floor, to create a monochrome design. Integrated appliances maintain the clean lines of the handleless units, and will enhance the sense of space.

To add an organic element to this urban look, our designers recommend a light wood worktop.

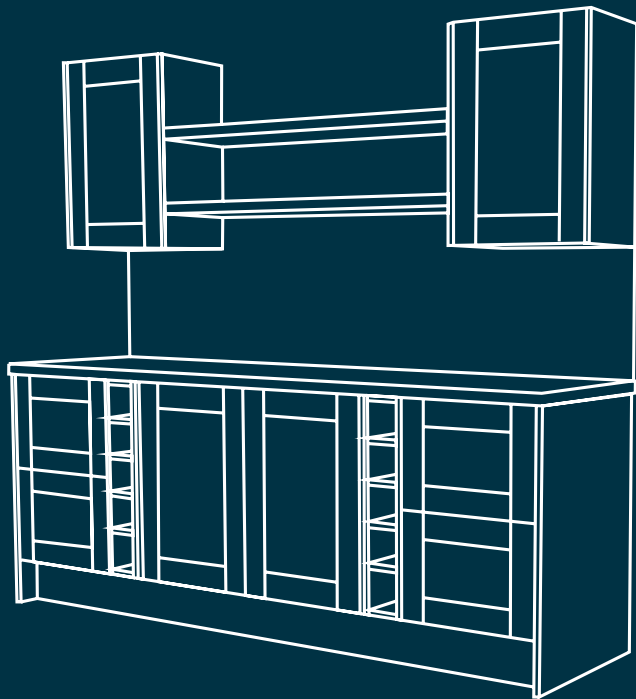
FEATURED IN MAIN IMAGE

Grey Oak Effect worktop, Lamona single oven, induction hob and curved glass extractor, Lamona Black standard composite sink and Gavardo tap, Grey Oak laminate flooring



Shaker kitchen

The Shaker kitchen is all about simple and unpretentious design. With such an appealing philosophy, the Shaker design has become a mainstay of modern kitchens. It is an effortless, versatile look that can either be dressed up to be truly traditional or with a modern twist.



UNDERSTATED GRANDEUR

This unassuming framed frontal can be used to create stately splendour with a 'less is more approach'. Choose simple colours and mix painted with wood to enhance the Shaker style.



A PLACE FOR EVERYTHING

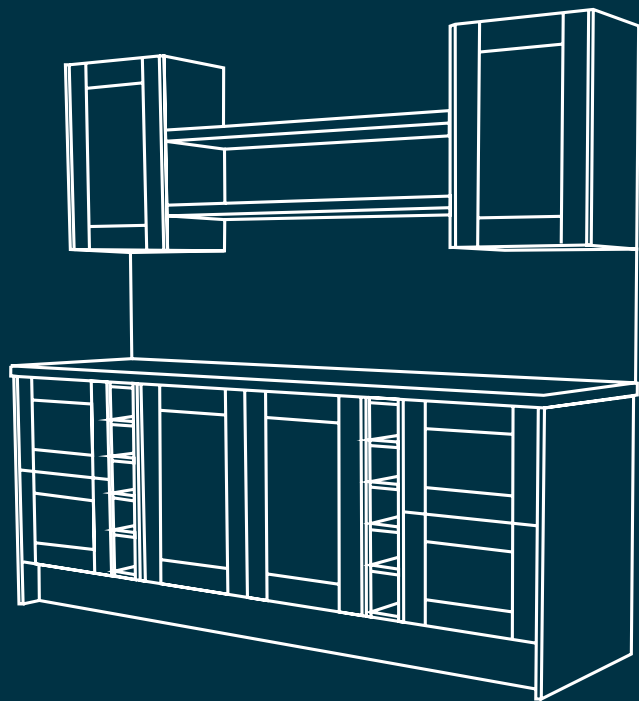
Give a nod to the original Shaker kitchen and incorporate storage into your design. Glass fronted cupboards modernise the style, whilst a clever use of drawer space creates an uncluttered and effortless look.



Take a look at our **Shaker range**
for a more classic approach

NEW Shakers

The Shaker kitchen is all about simple and unpretentious design. With such an appealing philosophy, the Shaker design has become a mainstay of modern kitchens. It is an effortless, versatile look that can either be dressed up to be truly traditional or adapted for a modern twist.



Tewkesbury Dove Grey



A solid timber Shaker door with a veneered centre panel in a Scandi-inspired soft grey. This understated colour will suit many types of space.

Please see page 72



Fairford Charcoal

NEW

One of our more striking colours, this distinctive charcoal cabinet door demonstrates the versatility of the Shaker design.

Please see page 98



Fairford Sage Green

NEW

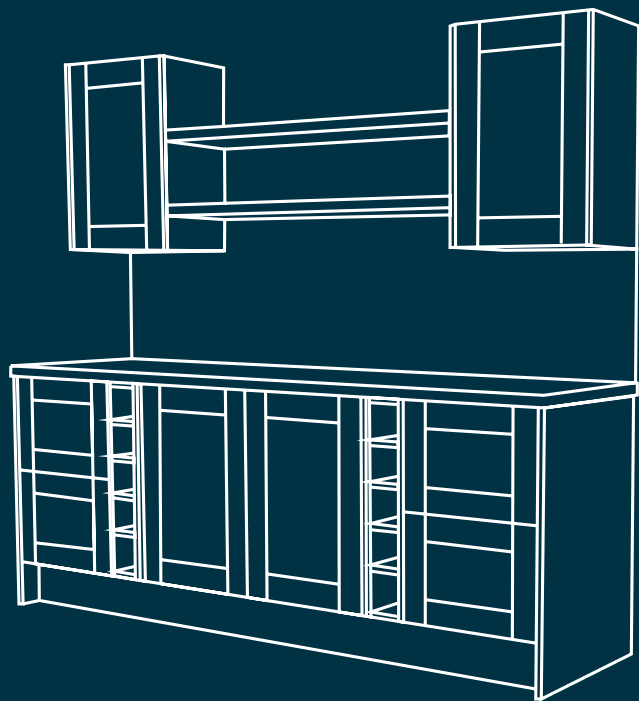
Bring influences from the natural world into your home with this muted green-grey cabinet door. With its grain finish and on-trend colour, it can be used to create a farmhouse or an ultra-modern kitchen.

Please see page 86



NEW Shakers

The Shaker kitchen is all about simple and unpretentious design. With such an appealing philosophy, the Shaker design has become a mainstay of modern kitchens. It is an effortless, versatile look that can either be dressed up to be truly traditional or adapted for a modern twist.



Chelford Slate Grey

NEW

Combining on-trend grey with blue undertones makes this slate grey kitchen a great choice for creating a modern Shaker style. The framed design offers the signature feature found in heritage kitchens, whilst the smooth finish is familiar of modern homes.

Please see page 106



Chelford Dove Grey

NEW

With its clean lines and chic grey finish, this cabinet door will look good in any home. It will give your kitchen a bright and airy feel.

Please see page 104



Burford Paintable

NEW

Painting Shaker cabinet doors is a great way to get the bespoke look. Combine two different colours to match your personality or be bold and chose on-trend denim blue.

Please see page 112



Tewkesbury Framed

If you want to bring a timeless elegance to your kitchen, this painted solid timber framed Shaker door will do just that.

This style offers a full selection of decorative accessories such as detailed pilasters, cornice and pelmet and beaded glass wall units, as well as tongue and groove end panels for a historical touch. This allows you to add the features that will enhance the design and make it unique to you.



Cashmere

Page 62

Tewkesbury Framed Cashmere has a painted solid timber frame and a veneered centre panel



SOLID
TIMBER



Tewkesbury Framed Cashmere

For a truly traditional kitchen with a farmhouse feel, mix this solid framed Shaker door in subtle cashmere with detailed corbels and tongue and groove end panels.

Enhance the look by including a custom-made dresser and use open shelving to display your vintage cooking utensils and china. An integrated plate rack in the island unit, combined with wooden flooring, oak block worktops, and solid pewter handles will bring an elegant look to any home.

FEATURED IN MAIN IMAGE

Solid Pewter handles, Solid Oak Block worktop, Bosch single oven and gas hob, Lamona chimney extractor, Lamona White granite composite sink and Garda tap




Tewkesbury

The Tewkesbury style has a design that is slightly simpler than Tewkesbury Framed, which lends it a feeling of modernity and simplicity.


This style offers a full selection of decorative accessories including detailed cornices, pelmets and beaded glass wall units. Optional tongue and groove end panels create a classic look.

Tewkesbury is available in six soft and natural colours and boasts solid timber Shaker doors that are 20mm thick.



Antique White

Page 66



Cashmere

Page 68



Skye

Page 70



Dove Grey

Page 72



Slate Grey

Page 74



Light Oak

Page 76

Tewkesbury Antique White, Cashmere, Skye, Dove Grey, Slate Grey and Light Oak have a painted solid timber frame and veneered centre panel



SOLID
TIMBER



Tewkesbury

Antique White

Bring a timeless and discerning elegance to your kitchen with this painted, solid-timber Shaker door with its veneered centre panel in Antique White.

Add warmth with a solid oak worktop and use oak flooring and oak twist handles to tie the whole scheme together. Soften the hard lines in your kitchen by introducing curved units.

For extra storage at a convenient height, install midi towers. Finally, keep things feeling bright and spacious by installing lighting inside the glass-fronted units and shining down onto those beautiful oak worktops.

FEATURED IN MAIN IMAGE

Oak Twist handles, Solid Oak Block worktop and upstand, Clear glass splashback, Bosch double oven and ceramic hob, Lamona curved glass extractor, Lamona Easton sink and Cubic tap, Solid Oiled Oak flooring



SOLID
TIMBER



Tewkesbury

Cashmere

The neutral cashmere tones of this solid timber Shaker door are perfectly complemented by a brown marble effect worktop and backboard, creating a natural homely feel.

An induction hob, chunky drawer handles and a stainless steel sink give the room a modern feel. Introduce some warm colours with real wood oak flooring.

Complement this by framing the island in a solid oak worktop and posts. The result is a welcoming seating area that is perfect for breakfast or even just for keeping the chef company while they cook.

FEATURED IN MAIN IMAGE

Brushed Steel Effect handles, Solid Oak Block and Brown Marble Effect worktop, backboard and upstand, Clear glass splashback, Lamona single oven, induction hob and curved glass extractor, Lamona Dorney sink and Garda tap, Real Wood Oak flooring



Tewkesbury

Skye

Create a modern look by pairing this solid timber Shaker door in Skye with the warmth of American pecan worktop and flooring.

Introduce some curves to give the room a more casual feel and create an integrated wine rack to keep all your dinner party favourites close at hand. Install some extra wide pan drawers to keep the clutter out of sight and choose nickel effect handles that complement the clean lines.

Finally, introduce some lighting under the wall units to keep the room looking bright and spacious.

FEATURED IN MAIN IMAGE

Nickel Effect handles, American Pecan worktop, Lamona double oven, gas hob and curved glass extractor, Lamona Roya tap, American Pecan laminate flooring





SOLID
TIMBER

SHAKER

SOLID
TIMBER



Tewkesbury **NEW**

Dove Grey

Create a real luxe look with this understated Shaker kitchen. This subtle dove grey door updates a traditional style, fashioning an air of modest elegance.

Use solid oak worktops, complemented with matching upstands and brushed nickel cup handles to bring the look together and make sure your kitchen storage is easy to access.

Ask your builder to create bespoke items in your kitchen and truly make it your own – try some shelving to create extra storage and frame a beautiful cooking space. Add stepped out skirting on your island to complete your sumptuously modern Shaker kitchen.

FEATURED IN MAIN IMAGE

Brushed Nickel Effect handles, Solid Oak Block worktop and upstand, Lamona pyrolytic oven and gas on glass hob, Lamona Cransley sink and Garda tap, Real Wood Light White Oak flooring



Tewkesbury

Slate Grey

This Shaker style door with wood grain effect, in an on-trend shade of grey, will suit both modern and traditional settings. Pair it with our light grey oak cabinets and it will be the perfect combination of a timeless design with your new favourite neutral.

Brushed nickel effect handles add metallic highlights, while the use of a warm oak block worktop brings some natural character to the space. Our designers recommend cream travertine vinyl flooring for a low maintenance alternative to real stone.

A dining table and matching grey chairs give you a spot to relax and socialise, or to enjoy informal meals. Maximise the area beneath the stairs by adding a drinks cooler and create a bar area your guests will love.

FEATURED IN MAIN IMAGE

Brushed Nickel Effect handles, Pre-finished Solid Oak Block worktop and upstand, Leisure range cooker, Lamona Cransley sink and Adra tap, Cream Travertine vinyl flooring, Cottage Oak triple glazed door



SOLID
TIMBER

SHAKER



SOLID
TIMBER



Tewkesbury

Light Oak

This style and colour are great for creating a traditional look. Enhance the country feel with a dresser unit featuring glass doors to showcase your decorative wares.

Create a custom-made plate rack and add decorative touches such as cup and knob handles for that classic feel. A central island, with integrated storage, offers valuable extra work space.

Note: Natural wood products may vary slightly in tone

FEATURED IN MAIN IMAGE

Pewter Effect handles, Cream Stone Effect worktop and upstand, Lamona single oven, gas hob and chimney extractor, Lamona Dorney sink and Adra tap, Grey Slate laminate tile flooring




Fairford

This 19mm thick Shaker style door has a wood grained detail and is available in eleven colour options including a choice of four greys – Dove Grey, Grey, Slate Grey and Graphite.


Fairford is perfect for creating your own unique look by mixing and matching colours or making a statement with a single striking colour such as Navy.

Extra tall and deeper wall units are available on selected cabinets and curved units and matching accessories are also included in the style.




White

Page 80



Antique White

Page 82




Cashmere

Page 84



Sage Green

Page 86



Dove Grey

Page 88



Grey

Page 90



Slate Grey

Page 92



Graphite

Page 94



Navy

Page 96



Charcoal

Page 98



Light Oak

Page 100



Fairford

White

The crisp, bright white of this Shaker style door can make even the most compact of kitchens feel more spacious.

Create a warm and homely living space by complementing the wood grain effect with natural materials, like a solid wood worktop and wooden flooring. Or bring your personality to the kitchen by mixing and matching bright walls and colourful accessories.

Open shelving and a movable butcher's block, custom made by your builder, will enhance the sense of space and provide additional storage options. Meanwhile our in-built larder and integrated appliances will help keep your kitchen clutter-free.

FEATURED IN MAIN IMAGE

Brushed Nickel Effect handles, Solid Oak Block worktop and upstand, Lamona double oven, warming drawer, gas hob and curved glass extractor, Lamona ceramic sink and Garda tap, Real Wood Light White Oak flooring, Primed Pattern 10 Glazed door





Fairford

Antique White

This Shaker style door works beautifully in any style of kitchen. Custom-made solid oak floating shelves are a great alternative to wall units if you want to maintain a light and uncluttered feel.

The chrome cup and knob handles give a classic look and the island wrapped with the solid oak worktop and custom-made dresser introduces warmth and creates a stylish feature.

FEATURED IN MAIN IMAGE

Chrome Effect handles, Solid Oak Block worktop, Lamona gas hob, curved glass island extractor and drinks cooler, Lamona Belfast sink and Roya tap, Grey Slate laminate tile flooring



Framed decor cabinet options are not FSC® certified







Fairford

Cashmere

This cashmere Shaker style colour with a wood grain detail creates a timeless kitchen look.

The solid wood worktop and double Belfast sink, along with the custom-made shelving unit, creates a vintage look that epitomises refinement. Shelving niches in the island unit not only provide extra storage for your herbs, spices and condiments but add an interesting twist to a traditional feature.

FEATURED IN MAIN IMAGE

Pewter Effect handles, Blackstone and Solid Oak Block worktop and upstand, Lamona single oven, ceramic hob and curved glass island extractor, Lamona double Belfast sink and Victorian Bridge tap



Framed decor cabinet options are not FSC® certified





Fairford **NEW**

Sage Green

This sage green shaker door with hints of a grey hue is a soft, muted colour that's easy to decorate with and is often associated with nature. Choose simple white or wooden worktops coupled with greys and soft pinks for a natural airy feel.

Add some open shelving to create a lived in, homely space. Integrated appliances and accessory towers complement the uncluttered and clean staple of this design.

Personalise your kitchen with contrasting handles and introduce your favourite house plants to complete the natural look.

FEATURED IN MAIN IMAGE

Brushed Nickel Effect and Stainless Steel Effect handles, White Mirror Chip Quartz and Solid Oak Block worktops, Lamona single oven, ceramic hob and cylinder island extractor, Lamona double Belfast sink and Rienza tap, Light Travertine laminate tile flooring





Fairford

Dove Grey

The dove grey Shaker style door with a wood grain detail will bring a light, airy and ultra modern look to your kitchen.

Consider warming up this neutral grey with some custom-made solid oak shelving under your wall units. Match this with a solid oak block worktop stretched the full length of a bespoke island with a built-in seating area.

Introduce some modern touches, such as a Lamona pyrolytic oven with a matching combination microwave in your tower unit and a Lamona cylinder island extractor.

Brighten up the room with light grey oak laminate flooring and some lighting under your wall units to help with visibility.

FEATURED IN MAIN IMAGE

Chrome Effect Trimline handles, White Glass Effect and Solid Oak Block worktops, Gloss White backboard, Lamona pyrolytic ovens, combination microwave, warming drawer, ceramic hob and cylinder island extractor, Lamona Belmont sink and Enza tap, Light Grey Oak laminate flooring



Framed decor cabinet options are not FSC® certified





Fairford

Grey

This sophisticated Shaker kitchen in on-trend grey will make the perfect backdrop for everything from dinner parties to everyday family life.

Choose a white granite worktop with an undermount sink to create a continuous and seamless look. Add warmth through brass accessories and rustic hickory laminate flooring.

Your builder can create an island to turn your kitchen into a versatile living space for the whole family. Feature lighting above the island will highlight the detail of the granite and give you a brighter workspace.

FEATURED IN MAIN IMAGE

Brushed Brass Effect handles, White Granite worktop, Lamona pyrolytic ovens, ceramic hob and canopy extractors, Lamona White granite composite sink and Professional Style tap, Rustic Hickory laminate flooring



Fairford

Slate Grey

Create the ultimate in stylish kitchens by using a slate grey Shaker style door with a wood grained detail and replace the wall units with colour-matched custom-made open shelving to replicate the look of a traditional Georgian kitchen.

A solid oak block worktop with a profiled finish, matching table top and an inlaid tiled floor complete this rustic look.

FEATURED IN MAIN IMAGE

Brushed Steel Effect handles, Solid Oak Block worktop and upstand, Lamona single ovens, ceramic hob and canopy extractors, Lamona ceramic undermount sink and Adra tap, Rustic Chestnut Oak laminate flooring



Framed decor cabinet options are not FSC® certified





Fairford

Graphite

A matt graphite Shaker style door with a customised, gold-coloured island and accessories helps to create a very trendy and moody look with a touch of the Orient.

A bank of glass wall units provide ample storage for all those treasured items. Contrast a country-style range cooker with a white marble-effect worktop and backboard to complete this luxurious look.

FEATURED IN MAIN IMAGE

Brushed Brass Effect handles, White Marble Effect worktop and backboard, Black Steel splashback, Leisure range cooker, Lamona chimney extractor, Lamona Grey granite composite sink and Arroscia 3-in-1 hot water tap, Classic Natural Oak vinyl flooring



Framed decor cabinet options are not FSC® certified





Fairford

Navy

Create a luxurious kitchen by pairing this dark blue with bright, white walls. Where space is at a premium, opt for base units and keep your wall space as bare as possible. Try introducing extra tall tower and glass wall units to maximise your storage and to display your favourite crockery.

Choose a solid oak worktop top and accompany this with embedded lighting above, keeping your worktop areas bright and easy to use. Complete the lavish look with wooden flooring.

FEATURED IN MAIN IMAGE

Pewter Effect handles, Pre-finished Oak Block worktop and upstand, White Granite worktop, Lamona single ovens, gas hob and canopy extractor, Lamona double Belfast sink and Adra tap, Rustic Hickory laminate flooring



Framed decor cabinet options are not FSC® certified





SHAKER



Fairford **NEW**

Charcoal

This charcoal Shaker style door has a dark tone with a soft, warm hue that creates a homely yet striking feel. This timeless design works well with high ceilings, exposed brickwork and contrasting white or dark wood worktops and flooring.

Develop the industrial look with hanging racks, open shelving and vintage accessories in complementary brass, chrome and matt black finishes. Show off your cookware, glasses and books to bring the working kitchen feel to life and add a personal touch.

FEATURED IN MAIN IMAGE

Brushed Brass Effect handles, White/Grey Marble Effect worktop and upstand, Clear glass splashback, Lamona pyrolytic oven, induction hob and curved glass extractor, Lamona White granite composite sink and Alvo tap, White Slate laminate tile flooring





Fairford

Light Oak

For a more traditional and streamlined kitchen, match a light-oak effect Shaker-style door with elegant glass wall units, a plate rack and a Lamona ceramic sink.

Installing your cooking appliances in a tower will enable you to check on the progress of your food without bending down.

The use of clever storage solutions will help keep everything organised and the light travertine floor tiles complement the classic look.

FEATURED IN MAIN IMAGE

Antique Pewter Effect handles, Natural Stone Tan worktop and upstand, Lamona single oven, microwave & grill, gas hob and curved glass extractor, Lamona ceramic sink and Victorian tap, Light Travertine laminate tile flooring, Burford 4 Panel door



Framed decor cabinet options are not FSC® certified



Chelford

This style has a distinctive angled edge to its wide frame door that gives a minimalist feel. The bold simplicity is great for creating a statement that can be used in a variety of settings. Whether you are planning a kitchen for your new-build home, an open plan space or a cottage in the country, this clean and unfussy style can work for you.

Extra tall and deeper wall units are available on selected cabinets and matching accessories. This 18mm thick Shaker door is available in two colour options, Dove Grey and Slate Grey.



Dove Grey



Page 104



Slate Grey



Page 106







Chelford **NEW**
Dove Grey





Chelford **NEW**
Slate Grey

Chelford **NEW**

Dove Grey

This new Shaker cabinet door in cool dove grey has a distinctive wide frame with a subtle bevelled edge, for a modern take on a traditional kitchen. The smooth matt finish, clean lines and soft shade of grey enhance this minimalist Shaker design and give it a pared-back look. The result is a kitchen that suits both classic and contemporary homes.

For additional storage, choose tall larder units with pre-fitted shelves which offer plenty of space for your kitchen essentials. Complement these with glass wall units and matching accessories to complete the look.

Choose a white marble effect worktop with matching backboard and upstand for high-end appeal. Brushed brass effect T bar handles add a touch of luxury.

FEATURED IN MAIN IMAGE ON PAGE 104-105

Brushed Brass Effect handles, White Marble Effect worktop, backboard and upstand, Clear glass splashback, Lamona single oven, microwave & grill, gas on glass hob, Lamona Light Grey composite sink and Victorian tap, Cottage Dark Brown Oak vinyl flooring



Chelford **NEW**

Slate Grey

Create a beautifully sophisticated kitchen that has hints of heritage design with this Shaker-style cabinet door in rich slate grey. This smooth matt door has a minimalist feel, emphasised by the wider frame with its subtle bevelled edge, creating crisp clean lines.

For larger kitchens or open plan living spaces, your builder can create an island connected by a breakfast bar and bespoke open shelving. Appliance towers offer a clever use of space, housing your oven or microwave within easy reach, and tall larder units offer plenty of clever storage with a range of pre-fitted pull-out shelves and drawers.

Give your kitchen a refined look with a stylish black mirror chip quartz worktop. Contrast this with a brown oak effect worktop to add an organic accent. Introduce warmth to the dark grey with copper effect knob handles, then add colour with a chevron tiled splashback in a lavish shade of deep blue.

FEATURED IN MAIN IMAGE ON PAGE 106-107

Brushed Copper Effect handles, Black Mirror Chip Quartz and Brown Oak Effect worktops, Lamona double oven, gas on glass hob and curved glass extractor, Lamona Black granite composite sink and Alvo tap, Light Grey Travertine vinyl flooring




Burford

This style has a traditional look with a simple and modest appearance. As such, Burford is great for creating an informal, understated rustic kitchen look that encourages you to roll up your sleeves and start cooking.


Curved units and matching accessories are available, as well as matching joinery, architrave and skirting. Extra tall and deeper wall and tower units are available on selected cabinets.

The cabinet doors are 19mm in thickness and are available in a selection of five classical colours, as well as a paintable option, so you can chose any colour to create your dream space.




White/Paintable

Page 112



Ivory

Page 114



Cream

Page 116



Cashmere

Page 118



Grey

Page 119



Burford

White/Paintable

This Shaker style door provides an exciting way to customise your kitchen and allow it to fully complement your home. Designed and engineered specifically to be painted by your builder, the opportunities for colours and finishes are endless.

Captivating denim blue will give your kitchen a modern air of classic charm. Think contemporary country living with a glam edge and use thin, white/grey marble effect worktops paired with darker concrete laminate tile flooring. Highlight with pops of pastel colours and plenty of attention grabbing feature accessories. A bespoke island ties your kitchen together and creates more of that all-important storage.

Strip the Burford back down to white frontals and create a kitchen that's anything but basic. Bright white is a blank canvas so you can have the ultimate choice in worktops, flooring and kitchen accessories.

FEATURED IN MAIN IMAGE

Classic Pewter Effect handle, White/Grey Marble Effect worktop, Lamona single oven, microwave and induction hob, Lamona Rumworth sink and Rhone tap, Concrete laminate tile flooring



Curved frontals, curved plinths, curved corner post caps and framed decor cabinet options are not FSC® certified

Frontal guarantees are for a period within 5 years from the date of installation in the UK. Guarantee applies to problems that occur as a result of a defect in the manufacturing process or raw materials only and does not apply to any problem occurring as a result of/or relating to the painting/finish of our Burford Paintable or Tewkesbury Antique White products.

For full details of our guarantee please see www.howdens.com/kitchen-collection/cabinet-features/25-year-cabinet-guarantee for further details.





Burford

Ivory

Create a warm and contemporary feeling by combining an ivory Shaker style door with a black granite worktop and cool light grey oak flooring.

Adding pan drawers and extra tall units will create additional storage space. The glass curved extractor above the hob and oven gives this kitchen a real focal point whilst maintaining its clean and simple look.

FEATURED IN MAIN IMAGE

Solid Pewter handles, Black Granite worktop and upstand, Lamona single oven, gas hob and curved glass extractor, Stainless Steel splashback, Lamona Belfast sink and Velino tap, Light Grey Oak laminate flooring, H2XG glazed door



Framed decor cabinet options are not FSC® certified





Burford Cream

This cream Shaker style door combined with a solid oak block worktop, curved island and integrated hob creates a warm traditional look. Glass and open fronted wall units provide plentiful decorative storage and a wide range of built-in appliances make the most of the available space.

Top it all off with some lighting under wall units to show off that beautiful Quartzstone worktop.

FEATURED IN MAIN IMAGE

Traditional Pewter Effect handles, Quartzstone White Smooth and Solid Oak Block worktop, Lamona double oven, gas hob, wall unit microwave and curved glass island extractor, Lamona Belmont sink and Victorian tap, Real Wood Oak flooring



Framed decor cabinet options are not FSC® certified







Burford Cashmere

The soft cashmere colour of this Shaker style door is a great alternative to cream whilst maintaining a light and airy feel.

Add an American pecan worktop and matching flooring to create warmth and maximise the practical storage available with pan drawers. Choose a canopy extractor for an unbroken run of wall units above the hob. The curved wall end unit with its integrated drinks cooler emphasises the contemporary look of this kitchen.

FEATURED IN MAIN IMAGE

Stainless Steel Effect handles, American Pecan worktop, Clear glass splashback, Lamona single oven, ceramic hob, canopy extractor and drinks cooler, Lamona Dorney sink and Enza tap, American Pecan laminate flooring



Curved frontals, curved plinths, curved corner post caps and framed decor cabinet options are not FSC® certified



Burford Grey

This matt grey has a light, warm feeling. Emphasise this with plenty of wooden elements, such as a solid oak block worktop and oak laminate flooring. Create subtle, custom-made shelving in front of brick shaped tiles and install downlighting to create a feature.

Introduce plenty of period details, such as pewter effect handles, wicker baskets, a plate rack and a ceramic Belfast sink. Finally, create a customised island and include a breakfast bar.

FEATURED IN MAIN IMAGE


Pewter Effect handles, Solid Oak Block worktop, Leisure range cooker, Lamona Belfast sink and Victorian tap, Fast Fit V Groove Oak laminate flooring



Allendale

This Allendale 16mm thick Shaker door has a wood grained detail, frame and flat centre panel and is available in five soft colours.

It is a Shaker style door but its simplicity and minimalism make it feel like a modern spin on a classic design. This style includes extra tall and deeper wall units on selected cabinets and matching accessories.



White

Page 128



Antique White

Page 122



Cashmere

Page 124



Dove Grey

Page 126



Slate Grey

Page 129





Allendale

Antique White

Create a classic kitchen using this simple white matt Shaker style door paired with a wooden worktop and grey slate laminate floor tiles.

Use open shelving instead of wall units to create a feeling of more space and bring in a Mediterranean feel by incorporating mosaic tiles, oak finishing touches and a selection of greenery. Integrated appliances will maintain that uncluttered look.

FEATURED IN MAIN IMAGE

Brushed Steel handles, Solid Oak Block worktop, Lamona single oven, gas hob and curved glass extractor, Lamona Ashworth sink and Rienza tap, Grey Slate laminate tile flooring



Allendale

Cashmere

Create a stunning Shaker kitchen with a traditional feel using this simple matt cashmere door with its subtle grained finish.

Combining it with wooden worktops, custom-made open shelving and extra tall wall units will ensure that this functional design is both interesting and welcoming.

The introduction of decorative tiles brings a real focal point to an otherwise clean and classic look.

FEATURED IN MAIN IMAGE

Pewter Effect handles, Solid Oak Block worktop, Lamona single oven, ceramic hob and curved glass extractor, Light Oak vinyl flooring, Burford 4 Panel door



Curved plinths are not FSC® certified







Allendale

Dove Grey

The simplicity of this rustic Shaker style kitchen is enhanced by the soft dove grey colour of the matt doors.

Introduce plenty of pale shades such as white walls, pale-wood floorboards and light-coloured timber cladding. Include some elements of warm wood such as a solid oak block worktop, a matching upstand or a wooden dining table.

Opt for an integrated dishwasher and fridge to keep modern appliances out of sight. To complete the traditional look add a custom-made wooden dresser and chrome cup handles.

FEATURED IN MAIN IMAGE

Chrome Effect handles, Solid Oak Block worktop and upstand, Lamona ceramic undermount sink and Adra tap





Allendale White

The simple design of this Shaker style door is perfectly complemented by the bright white finish. With this as your neutral backdrop, you can handpick features like your sink and hob to make your new kitchen the heart of your home.

Introduce organic touches with wicker storage baskets and fresh green foliage, all tied together by a light oak floor. This mixing of materials will create an eclectic feel that can evolve over time and your builder can add details such as the custom-made peninsular to maximise your available space.

FEATURED IN MAIN IMAGE

Brushed Copper Effect handles, Oak Black Effect worktop and upstand, Lamona side opening oven, induction hob, microwave & grill, warming drawer and flat glass extractor, Lamona White standard composite sink and Traditional tap, Grey Oak laminate flooring





Allendale Slate Grey

This stylish shade of grey gives our timeless shaker kitchen a contemporary twist, making it the perfect backdrop for modern life.

To create the luxe look, choose our white/grey marble effect worktop and make your floor a feature with our oak chevron flooring. Add metallic accents such as brushed brass effect handles and complement these with soft pastel tones.

An island breakfast bar offers an area for casual dining and allows you space to really enjoy your kitchen.

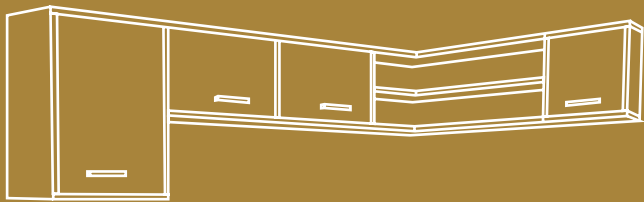
FEATURED IN MAIN IMAGE

Brushed Brass Effect handles, White/Grey Marble Effect worktop and backboard, Clear glass splashback, Lamona pyrolytic ovens, induction hob and chimney extractor, Lamona Arnfield sink and Rhone tap, Oak Chevron laminate flooring



Universal kitchen

Your kitchen, like the rest of your home, should be a reflection of you. We like to think of the Universal range as a canvas on which you can make your mark. With a sleek, slab door design that can be customised to suit a range of properties, you can create either a vivid eye-catching design statement, or an oasis of calm in the country. It is entirely in your hands.



SUITS EVERY HOME

Whether you are looking for something practical and functional, or you are aiming for timeless simplicity and elegance, this range offers the versatility you need. It is available in four styles.



INFRAME SLAB

Our new Lewes style brings a subtle difference to our Universal range that we know will enhance the collection. A delicate in-frame detail adds a little something extra to this universal door.




Choose our **Universal** range for
all your **Slab** style kitchens

Glendevon Gloss

This high-gloss kitchen includes a range of curved units and accessories, making it a versatile choice. Choose rounded edges for a friendly, welcoming feel that looks great in a wide variety of settings. Alternatively, eliminate the curves to focus on those reflective surfaces and clean lines, for a stylish, modern look.

Glendevon Gloss is available in four colours, each of which complements its cutting-edge style.




White

Page 134



Ivory

Page 136



Cashmere

Page 138



Grey

Page 140





Glendevon Gloss

White

The smooth sleek doors make for an eye-catching kitchen, with minimal detail to distract the eye from those impressive curves and high-gloss surfaces. Continue the sleek, modern design with understated appliances.

A customised, rounded island gives the space a nice sense of flow. Create a custom-made island with curved units for stylish centre piece, and if you are in need of more storage space, opt for extra tall towers. For the final touch, go handleless with push to open cabinet doors.

FEATURED IN MAIN IMAGE

Blackstone worktop, Black Tile Effect backboard, Black glass splashback, Lamona double oven, ceramic hob and flat glass extractor, Lamona Kielder sink and Professional Style tap, Basalt Slate laminate tile flooring



Curved frontals and curved plinths are not FSC® certified



Glendevon Gloss

Ivory

This elegant colour works well with modern design touches. Try pairing it with chrome-effect slope handles and extra tall, brightly lit glass wall units. Ensure plenty of storage by including a shallow drawer under the cooker.

Also, install half carousels in your corner cupboards to maximise space that would otherwise be difficult to reach. For the icing on the cake, choose a walnut block effect worktop and walnut laminate flooring. The rich, warm wood contrasts with the ivory to create a kitchen that feels both organic and modern.

FEATURED IN MAIN IMAGE

Chrome Effect Slope handles, Walnut Block Effect worktop and upstand, Lamona single oven, gas hob and flat glass extractor, Lamona Ashworth sink and Rhone tap, Walnut laminate flooring



Curved frontals and curved plinths are not FSC® certified







Glendevon Gloss

Cashmere

The minimal design reduces visual clutter and gives your kitchen a clean, tidy feel.

Cashmere's relaxing and neutral tones work well alongside attractive stainless steel appliances, chrome effect square bar handles, and a light stone effect worktop.

Install a full extension corner storage accessory in the corner cupboards making everything easy to reach, and a cutlery drawer with retro-fit lighting for excellent visibility. The result is a kitchen that works equally well in a family home or a city apartment.

FEATURED IN MAIN IMAGE

Chrome Effect handles, Light Stone Effect worktop and backboard, Clear glass splashback, Lamona single oven, gas hob and flat glass extractor, Lamona Dorney sink and Calaggio tap, Light Oak laminate flooring



Curved plinths are not FSC® certified



Glendevon Gloss

Grey

This kitchen has super-smooth, high-gloss doors in a shade of grey that contains hints of both blue and green. They work perfectly paired with our light grey oak cabinets.

Choose a backboard in a similar colour and then contrast these with the warmer hues of a solid rustic oak worktop and real wood oak flooring.

In places that are likely to be in shadow, such as corner shelves or under wall-mounted units, install lighting to transform the area into a visual feature. For a practical storage solution, add some full-height tower units containing slide-out storage accessories.

FEATURED IN MAIN IMAGE

Copper Effect handles, Solid Rustic Oak Block worktop and White Marble Effect backboard, Lamona single oven, induction hob and canopy extractor, Lamona Grey granite composite sink and Alvo tap, Real Wood Oak flooring




Curved plinths are not FSC® certified





Lewes

With simple detailing, this slab door offers the look of a traditional in-frame kitchen but with an understated modern twist. A minimally intrusive design, perfect for those looking for a fresh, exciting new style of cabinet door. Choose from white and slate grey to create a refined, contemporary look ideal for open plan settings.

**NEW**

White

Page 144

**NEW**

Slate Grey

Page 146







Lewes **NEW**
White





Lewes **NEW**
Slate Grey

Lewes **NEW** White

Brighten and open up your kitchen with this crisp white cabinet door. This smooth slab door is subtly framed to enhance its simple design and creates a softer, understated classic look.

Take inspiration from kitchens of the past with a Belfast sink, paired with the soft curve of a swan neck tap. Real wood oak flooring adds a rustic touch when contrasted with the grey mirror chip quartz worktop and matching upstand. A breakfast bar offers more work space and a place to gather for family meals.

Add colour and character with bespoke wall panelling, painted in a muted shade of heritage blue. For added storage, choose extra tall wall units or a bespoke larder unit that completes the room.

FEATURED IN MAIN IMAGE ON PAGE 144-145

Chrome knob handles, Grey Mirror Chip Quartz worktop and upstand, Solid Oak Block worktop, Clear glass splashback, Bosch single oven and induction hob, Lamona Belfast sink and Garda tap, Real Wood 3 Strip Oak flooring



Lewes **NEW** Slate Grey

These minimalist cabinet doors are enhanced by their subtle framed design, which is complemented by the sophisticated slate grey colour.

Introduce luxurious elements with a white/grey marble worktop and a grey oak chevron flooring to add a touch of art deco style. An induction hob on an island creates more space for cooking. Add a cylinder island extractor to make an eye-catching focal point ideal for an open living area.

For a simple, streamlined look and plenty of storage, opt for banks of drawers. Finally, complete this refined look with copper square bar handles, which add a striking contrast to the dark grey.

FEATURED IN MAIN IMAGE ON PAGE 146-147


Brushed Copper Effect handles, White/Grey Marble Effect and Solid Oak Block worktops, Lamona single oven, induction hob and cylinder island extractor, Franke Maris sink and Lamona Arroscia tap, Grey Oak Chevron laminate flooring.



Greenwich Gloss


The smooth shiny doors of Greenwich Gloss can be simply combined with matt elements and accessories in a wide range of designs and effects. You can choose from eight different colour options, ranging from white to graphite. These colours can also be combined to create unique and striking looks.

With this many options, there are lots of possible combinations, which makes Greenwich Gloss a great opportunity to create a kitchen that is truly one of a kind. It is available with extra tall wall units on selected cabinets and all Greenwich Gloss doors are FSC® certified.




White

Page 152



Ivory

Page 154



Cashmere

Page 156

Clay[†]

Page 158



Dove Grey

Page 160



Grey

Page 162



Slate Grey

Page 164



Graphite

Page 166

All Greenwich Gloss kitchen frontals have FSC® certification, excluding Greenwich Gloss White and Ivory curved frontals and curved plinths

[†]Subject to availability





Greenwich Gloss

White

A bright, glossy kitchen that reflects sunlight from nearby windows, Greenwich Gloss White makes every corner of the room feel lighter and more spacious.

Complement the smooth, sleek cabinet doors with visual details such as aluminium profiles and plinths. Complete the look with a rich, warm grey oak effect worktop.

Choose a cool coloured, real wood floor to emphasise the modern feel, and finally introduce some wooden accessories for a touch of warmth.

FEATURED IN MAIN IMAGE

Brushed Steel Effect Slimline handles, Grey Oak Effect worktop and backboard, Clear glass splashback, AEG double oven, induction hob and chimney extractor, Lamona White granite composite sink and Cubic tap, Real Wood Light Grey Oak flooring



Curved frontals and curved plinths are not FSC® certified





Greenwich Gloss

Ivory

This ivory colour looks striking with a purple wall, the rich brown hues of walnut laminate flooring and a walnut, block-style worktop.

The glossy, slab doors make the room look modern, while the ivory and wood feel welcoming. Extra tall hob wall units and a corner storage accessory help to maximise storage. Include wine racks in the island for extra storage.

For an eye catching feature, install a five-burner gas hob in the island and include a stunning Lamona curved glass extractor.

FEATURED IN MAIN IMAGE

Stainless Steel handles, Walnut Block Effect worktop and upstand, Lamona single oven, gas hob and curved glass island extractor, Lamona Belmont sink and Rienza tap, Walnut laminate flooring



Curved frontals and curved plinths are not FSC® certified







Greenwich Gloss

Cashmere

A cashmere kitchen is a calm and soothing alternative to pure white, but one that still gives your kitchen a spacious feel. It works wonderfully when partnered with a grey oak-effect laminate floor.

Introduce some highlights in the form of a white/grey marble effect worktop and some chrome-effect bar handles. Create some warmth with oak-effect doors and some custom-made corner shelving. To maximise the available space, opt for deeper wall units.

FEATURED IN MAIN IMAGE

Chrome Effect handles, White/Grey Marble Effect and Solid Oak Block worktops, Lamona single oven, ceramic hob and canopy extractor, Lamona Belmont sink and Garda pull-out tap, Pre-finished Linear Oak door





Greenwich Gloss

Clay[†]

These rich, earthy tones work well in a kitchen that has a limited palette of two or three main colours. Contrast the clay brown with white/grey marble effect worktops around the hob and on the island. Introduce some black into the island, the walls and on appliances. Add clay, black and white accessories, being careful to keep all three in balance.

Top it all off with a dash of silver in the form of nickel effect bar handles, a Lamona Hayeswater sink, and a flat glass extractor. The result is a stylish kitchen that is sure to impress.

FEATURED IN MAIN IMAGE

Nickel Effect handles, White/Grey Marble Effect worktop, Lamona pyrolytic oven, combination microwave, warming drawer, ceramic hob and flat glass extractor, Lamona Hayeswater sink and Alvo tap



[†]Subject to availability





Greenwich Gloss

Dove Grey

As serene as the name suggests, dove grey is a light and airy alternative to white that provides a homely and refreshing feeling. The smooth, sleek doors create a modern style that pairs well with a white glass effect worktop. Pair this with a Lamona granite composite sink for a cool black and white design statement.

For extra light, consider a four-panel, glass door. As a finishing touch, try some chrome bar handles and a smoky hickory floor. The result is a kitchen that feels simple, but effortlessly stylish.

FEATURED IN MAIN IMAGE

Chrome Effect trimline handles, White Glass Effect worktop, Clear glass splashback, Lamona single oven, ceramic hob and curved glass extractor, Lamona Black granite composite sink and Calaggio tap, Smoky Hickory laminate flooring, Primed 4 Panel Shaker glazed door





Greenwich Gloss

Grey

A combination of minimalist design and cool grey tones makes for a laid back kitchen that oozes style. Let the reflective grey surfaces speak for themselves and keep distractions to a minimum with an integrated dishwasher and extractor.

Introduce shades of grey and silver with a charcoal worktop, a light grey oak floor and a stainless steel splashback. Inject some colour with a dark blue backboard and an oak effect worktop on the breakfast bar.

Finally, create some custom-made shelving next to the hob and use accessories to emphasise the grey, brown and blue colour scheme.

FEATURED IN MAIN IMAGE

Gloss Graphite and Chrome handles, Charcoal and Oak Block Effect worktops, Dark Blue Backboard, Stainless Steel splashback, Lamona single oven, ceramic hob and integrated extractor, Lamona Kielder sink and Velino tap, Light Grey Oak laminate flooring



Greenwich Gloss

Slate Grey

With its rich, lustrous appearance, slab doors and bold colours, this is a kitchen that is sure to amaze. Greenwich Gloss slate grey exudes confidence and a strong sense of design, so complement it with an equally bold white mirror chip worktop and push to open cabinet doors for maximum impact.

Introduce lighting in selected locations, such as where you will be working. Finally, introduce a bold contrast to the dark greys and warm the space up with solid oak block worktop.

FEATURED IN MAIN IMAGE

White Mirror Chip quartz and Solid Oak Block worktops, Charcoal backboard, Clear glass splashback, AEG pyrolytic oven, combination microwave and induction hob, Lamona Canopy extractor, Lamona Easton sink and Lanzo tap, Light Grey Travertine laminate flooring







Greenwich Gloss

Graphite

Greenwich Gloss graphite works well in a simple, open kitchen with a two-tone design. The minimalist lines suit a stripped back look and the striking, glossy finish gives the kitchen plenty of character without the need for accessories. For your storage needs, consider a wall of tower units to hide away your integrated oven and microwave as well as your utensils.

Finally, for a stunning centrepiece, create a breathtaking Greenwich Gloss ivory island with a Lamona cylinder extractor, and a white quartzstone worktop. The finished product is a kitchen which proves that simplicity is the ultimate sophistication.


FEATURED IN MAIN IMAGE

Brushed Steel Effect handles, Quartzstone White Smooth worktop, Black Slate Tile Effect backboard, Lamona single oven, microwave & grill, ceramic hob and cylinder island extractor, Lamona Drayton sink and Arno tap, Light Grey Oak laminate flooring



Greenwich Super Matt

Sleek and sophisticated, this style combines clean lines, a matt finish and three classic colourways. Choose from white, grey or graphite to create a neutral backdrop, then bring your personality to the kitchen with handpicked accessories, feature lighting and bold wall colours.



White

Page 170



Grey

Page 172



Graphite

Page 174





Greenwich Super Matt

White

This colour gives you all the benefits of a brightly coloured kitchen, while the super-smooth finish helps to eliminate reflections and highlights.

The result is a serene and tranquil finish that keeps visual noise to a minimum and is ideal for making even a cosy space feel clear and spacious. Keep the design simple with understated bar handles and a small island, but make a statement with bold wall colours.

Frame your working area with custom-made shelving and finish with hints of copper.

FEATURED IN MAIN IMAGE

Copper Effect handles, Rustic Grey Oak worktop and backboard, Lamona single ovens, gas hob and flat glass extractor, Lamona Grey granite composite sink and Alvo tap, Slate laminate tile flooring and Solid Bamboo flooring (on the wall)



Framed decor cabinet options and curved corner post caps are not FSC® certified





Greenwich Super Matt

Grey

The pared back design of this smooth door, combined with the super matt finish and subtle grey tones, creates a minimalist look, perfect for kitchens where space is limited.

A white washed oak laminate floor and stone effect worktop will introduce organic elements, as will pots of greenery. Metallic highlights in the form of chrome handles, and a glass splashback, add a modern touch.

Choose soft close drawers to minimise noise when the kitchen gets busy, helping to maintain the serene atmosphere. Finally, ask your builder to create a desk to turn your kitchen into a versatile work area, meaning studying and cooking can happen side by side.

FEATURED IN MAIN IMAGE

Chrome Effect square handles, Light Stone Effect and Grey Oak Effect worktops, Light Stone Effect backboard, Clear glass splashback, Lamona single oven, microwave, ceramic hob and chimney extractor, Lamona White granite composite sink and Calaggio tap, White Washed laminate flooring



Framed decor cabinet options and curved corner post caps are not FSC® certified





Greenwich Super Matt

Graphite

The uncomplicated design of this kitchen door lets the dark graphite colour take centre stage, perfect for a kitchen that really makes a statement.

In a more compact kitchen, the uncluttered lines of the matt doors will give a sense of space, which is further enhanced by integrated appliances. Meanwhile, a thin worktop fitted flush with the frontals enhances the linear design of the kitchen.

Add bold blocks of colour with copper effect handles and plinths to contrast with the dark hues. Open shelving can be custom made by your builder to house your collection of trinkets.

FEATURED IN MAIN IMAGE

Brushed Copper Effect handles, Grey Concrete Effect worktop, Lamona single oven and ceramic hob, Lamona Easton sink and Gavardo tap, Concrete laminate tile flooring




Framed decor cabinet options and curved corner post caps are not FSC® certified



Greenwich

A plain finish and a colour selection inspired by nature lend this style a feeling of relaxation and calm. Whether it is coffee mornings or dinner with the family, this is a kitchen that encourages you to take the time to enjoy it.

Greenwich kitchens are available in seven beautiful colours. The 16mm thick slab doors are all manufactured in the UK.



White Smooth

Page 178



Ivory

Page 180



Cashmere

Page 182



Dove Grey

Page 184



Light Grey Oak

Page 186



Dark Grey Oak

Page 188



Light Oak

Page 190



Greenwich

White Smooth

Have all the bright and spacious feel of pure white, but with the tranquil feeling that comes with a matt finish.

This kitchen reduces unwanted reflections, but still bounces back plenty of light to keep things looking spacious and enticing.

Use discreet slimline handles, add warmth with a solid oak worktop and an integrated black oven to punctuate the design. Finally, add extra tall glass wall units with interior lighting and wine racks for some practical, yet decorative, features.

FEATURED IN MAIN IMAGE

Brushed Steel Effect slimline handles, Solid Oak Black worktop, Clear glass splashback, Lamona single oven, microwave & grill, ceramic hob and flat glass extractor, Lamona Belmont sink and Enza tap, Grey Slate laminate tile flooring, Primed 4 Panel Shaker glazed doors



Framed decor cabinet options and curved corner post caps are not FSC® certified







Greenwich

Ivory

A Greenwich ivory kitchen balances smart modern design elements with a traditional feel. The creamy hue works well with a light travertine tile floor. The grey oak block effect worktop provides some tonal contrast while maintaining the overall colour scheme.

Place yellow accessories around the room for a sprinkle of colour that helps to accentuate the warmth in the ivory. Choose an ivory-coloured integrated extractor – there is no need to sacrifice style for the useful features you want.

To emphasise the homely feel, add some glass wall units to show off your dinnerware.

FEATURED IN MAIN IMAGE

Stainless Steel Effect handles, Grey Oak Block Effect worktop and upstand, Clear glass splashback, Lamona single oven, electric hob and integrated extractor, Lamona Drayton sink and Arno tap, Light Travertine laminate tile flooring



Framed decor cabinet options and curved corner post caps are not FSC® certified





Greenwich

Cashmere

This colour gives a feeling of luxury and comfort. Add a series of bright highlights with stainless steel handles, a white glass effect worktop, a Lamona cylinder island extractor, and plenty of silver accessories.

Consider installing glass-fronted wall units with interior LED lighting for extra sparkle. Install some shelving beneath half-height units and, for a visual centrepiece, create a custom island with the same striking white glass effect worktop.

FEATURED IN MAIN IMAGE

Stainless Steel Effect handles, White Glass Effect worktop, White Tile Effect backboard, Lamona single oven, ceramic hob and cylinder island extractor, Lamona Ashworth sink and Enza tap, Walnut laminate flooring



Framed decor cabinet options and curved corner post caps are not FSC® certified





Greenwich

Dove Grey

This is a neutral tone that adapts to its surroundings, so you can repaint your walls in the boldest of colours and be confident that your kitchen will still look great. For example, make a design statement with midnight blue and warm yellow walls.

Add a stylish drinks cooler and some custom-made shelving for your glasses to create a space that feels ideal for evening entertaining. Try mixing dove grey and dark grey oak cabinet doors, then top it all off with some brushed steel effect slimline profile handles to maintain the sleek appearance.

FEATURED IN MAIN IMAGE

Brushed Steel Effect Slimline handles, White/Grey Marble Effect worktop, Lamona pyrolytic single oven, ceramic hob and angled extractor, Lamona Grey granite composite sink and Victorian tap



Framed decor cabinet options and curved corner post caps are not FSC® certified



Greenwich

Light Grey Oak

The muted grey tones of this kitchen lend a serene feel to the sleek, contemporary design. Punctuate it with white and light grey oak doors, which provide enough tonal variation to add interest, without creating strong contrasts that would disrupt the relaxed atmosphere.

Complement these with our light grey oak cabinets and a light grey oak-effect floor and keep the clutter out of sight with an integrated recycling bin under the hob. Finally, introduce a dash of colour on the walls and a visual feature in the form of some mirrored tiling.

FEATURED IN MAIN IMAGE

Chrome Effect square handles, White Mirror Chip Quartz worktop, Lamona single oven, ceramic hob and canopy extractor, Lamona Easton sink and Alvo tap, Light Grey Oak laminate flooring



Framed decor cabinet options and curved corner post caps are not FSC® certified





Greenwich

Dark Grey Oak

The textured, minimalist doors are a warm shade of grey, which gives this kitchen a refined and cultivated atmosphere. Whether it is a cool evening meal with friends, or a morning coffee break, it is a space in which you are going to want to spend plenty of time.

If you need ideas for enhancing the look, try contemporary touches, such as nickel-effect bar handles and a grey glass effect worktop. To brighten things up a little, consider throwing some Greenwich White Smooth wall units into the mix.

FEATURED IN MAIN IMAGE

Nickel Effect handles, Grey Glass Effect and Pre-finished Grey Oak worktops, Lamona ceramic hob, Lamona Hayeswater sink and Arona tap, Light Grey Oak laminate flooring



Framed decor cabinet options and curved corner post caps are not FSC® certified





Greenwich

Light Oak

This is a finish that really shows how many different looks you can achieve with the Greenwich style and the right combination of options.

The light oak-effect has a classic feel, which is brought bang up to date by those sleek, slab doors. To bring out a bit more of that modernity, add chrome-effect angled bar handles to the drawers and cabinets.

Do not let the clutter spoil the carefully selected colour palette – add in some midi towers with chrome vegetable baskets to complete the look.

FEATURED IN MAIN IMAGE

Chrome Effect Angled handles, Quartzstone White Smooth worktop, Clear glass splashback, Lamona single oven, ceramic hob and flat glass extractor, Lamona Black granite composite sink and Cubic tap, Continuous Light Stone laminate tile flooring



Framed decor cabinet options and curved corner post caps are not FSC® certified





Kitchen design accessories

The kitchen is the heart of the home. From entertaining guests, to cooking family meals or catching up on homework – your kitchen needs to be stylish and practical.



Contemporary glass wall units

NEW

Dress up your kitchen with contemporary glass wall units. Available in a variety of sizes, you can choose from three finishes including aluminium, black or white with a frosted glass panel. If you love the look of these modern display cabinets and have an open plan kitchen, speak to one of our designers about incorporating this look into your living room, dining room or home office.

Decorative profiles

NEW

Decorative profiles are currently one of the leading trends in kitchen design. You can use them to create strong clean lines found in a linear look. Choose from brushed brass, brushed copper, matt black and aluminium, or mix and match to create a kitchen design that is unique to you.



Decorative plinths

NEW

Complete the look with our brand new decorative plinths. Colour-matched to our decorative profiles for that final finishing touch to your kitchen design.



Lighting

The right lighting can make your new kitchen a joy to use as well as to look at. Properly illuminated spaces are easier to work in, with the added bonus that bright rooms feel more spacious and inviting.



LED lighting

We provide lighting that can be installed in even the most challenging of spaces, such as inside drawers and cabinets. LED lighting is available in both warm and natural tones, so you can have the look of a traditional, incandescent bulb with 10% of the power consumption.



LED Upgrade Flexible strip lights

Warm

1m LED3901 / 2m LED3902
3m LED3903 / 4m LED4004
5m LED4005 / 6m LED4006
7m LED4007 / 8m LED4008
9m LED4009

Natural

1m LED3701 / 2m LED3702
3m LED3703 / 4m LED3804
5m LED3805 / 6m LED3806
7m LED3807 / 8m LED3808
9m LED3809



Retro-fit cabinet lighting

Natural

1902mm LH LED3005 / RH LED3006
861mm LH LED3007 / RH LED3008
681mm LH LED3003 / RH LED3004



LED Standard Flexible strip lights

Warm

LED Standard flexi light kit Warm
White and 30W driver
5m LED4205

Natural

LED Standard flexi light kit
Natural White and 30W driver
5m LED4105

LED0201 LED Standard flexi strip connecting cable
LED0202 LED Standard flexi strip corner connector
LED0203 LED Standard flexi strip joining connector



LED Standard downlighters

Warm

2 lights LED2502
3 lights LED2503



LED Flush/Surface mounted circular downlighters

Warm

2 lights LED2102 / 3 lights LED2103
4 lights LED2104 / 5 lights LED2105
6 lights (with 50W driver) LED2106



Retro-fit drawer lighting

Natural

300mm LED3100/ 400mm LED3101/ 500mm LED3102
600mm LED3103/ 800mm LED3104/ 1000mm LED3105
Light extension cable (2m) LED0118



LED Clip-on shelf lights

Warm

2 strips LED2302 / 3 strips LED2303
4 strips LED2304 / 5 strips LED2305
6 strips LED2306



LED Slimline Pyramid downlighters

Warm

2 lights LED2202 / 3 lights LED2203
4 lights LED2204 / 5 lights LED2205
6 lights LED2206



LED Circular plinth lights

Warm

(Pack of 10) LED0104



NEW



NEW



LED Slim square downlighters

Warm

2 lights LED2902 / 3 lights LED2903
4 lights LED2904 / 5 lights LED2905
6 lights LED3206



Natural

2 lights LED2702 / 3 lights LED2703
4 lights LED2704 / 5 lights LED2705
6 lights LED2806

LED Slim circular downlighters

Warm

2 lights LED3502 / 3 lights LED3503
4 lights LED3504 / 5 lights LED3505
6 lights LED3606

Natural

2 lights LED3302 / 3 lights LED3303
4 lights LED3304 / 5 lights LED3305
6 lights LED3406



LED Interlink lights

Warm

222mm INT3827
343mm INT3828
904mm INT3829

Handles

Your choice of handle can totally transform your kitchen. Handles are going to be used every day, so they have got to be hard-wearing and functional. However, kitchen handles are always on show, making them a vital part of your design. So, whether you think your kitchen needs an extra touch of the modern, or you would rather go elegantly traditional, our wide range of handles will help you to fine tune your chosen look.

Bar handles

The bar handle is a timeless design, thanks to its practical shape and versatility. A thick, angular design gives you a striking look that is ideal in a contemporary kitchen, whereas a slim, cylindrical handle is discreet and elegant enough for a more timeless effect. Our handles come in a range of finishes; copper, brass, nickel, brushed steel and chrome.



Bar handles from page 200

D handles

The D handle has a shape that can be made to look cutting edge, or traditional depending on the choices you make when it comes to thickness, curve and finish. For a subtle look, consider a Brushed Steel Effect thin strap handle. For something more contemporary, take a look at the Chrome Effect thick strap handle.



D handles from page 201

Knob & Decorative handles

This selection is like a treasure-trove of interior design ideas. From the sturdy, robust feel of a Pewter Effect cup handle, to the delicate, intricate grace of a Pewter Effect twist drawer handle, there's something in here to suit every taste.



Knob handles from page 203
Decorative handles from page 204

Bar handles

For their combination of practicality and subtlety, bar handles make life easy while also looking the part in any style of kitchen. You can choose from nickel, brushed steel, chrome, stainless steel and copper effects, as well as from cylindrical, angular, or trimline designs.



Brushed Brass Effect handle



Nickel Effect bar handle
610mm HKB1233 / 503mm HKB1234 /
403mm HKB1236 / 237mm HKB1237 /
188mm HKB1238



Nickel Effect Chunky bar handle
237mm HKB1582 / 188mm HKB1581



Chrome Effect Trimline bar handle
550mm HKB3203 / 350mm HKB3205
250mm HKB3206 / 150mm HKB3207
70mm HKB3209



Brushed Steel Effect Slimline Profile
bar handle
380mm HKB1568 / 230mm HKB1567
180mm HKB1566



Brushed Steel Effect Trimline bar handle
550mm HKB3101 / 350mm HKB3102
250mm HKB3103 / 150mm HKB3104
70mm HKB3106



Chrome Effect T bar handle
230mm HKB3202 / 152mm HKB3201



Stainless Steel Effect T bar handle
375mm HKB1158 / 230mm HKB1131
152mm HKB1529



Copper Effect T bar handle
220mm HKB3900



Brushed Brass Effect T bar handle
230mm HKB6800



Chrome Effect Square bar handle
280mm HKB1400 / 185mm HKB1399
156mm HKB1540



Brushed Nickel Effect Square bar handle
280mm HKB3108 / 185mm HKB3107



Brushed Copper Effect Square bar handle
280mm HKB4901 / 185mm HKB4900

D handles

For a good balance of elegance and usability, check out our range of D handles. We offer them in chrome, brushed steel, antique pewter, brushed nickel, stainless steel and nickel effects. Plus you will also find combinations such as chrome mixed with gloss white or graphite, so you are sure to find a match for even the most unique kitchen designs. To see our full range of D handle designs, please turn the page.



Gloss Graphite and Chrome Duo D handle



Gloss White and Chrome Duo D handle
205mm HKB1595



Gloss Cream and Chrome Duo D handle
205mm HKB1596



Gloss Graphite and Chrome Duo D handle
205mm HKB1598



Brushed Steel Effect Bow D handle
179mm HKB1558



Chrome Effect Thick Strap D handle
235mm HKB1406



Brushed Steel Effect Thick Strap D handle
235mm HKB4403



Chrome Effect Thin Strap D handle
235mm HKB4201



Brushed Steel Effect Thin Strap D handle
235mm HKB4402

D handles

Our full selection of D handles consists of 18 designs, ranging from 128mm in length to 235mm. To see our other D handle designs, please see the previous page.



Black Square D handle
192mm HKB1560



Brushed Steel Effect Square D handle
192mm HKB1382



Stainless Steel Effect Chunky D handle
169mm HKB4404



Brushed Nickel Effect Classic D handle
147mm HKB1577



Stainless Steel Effect D handle
138mm HKB1188



Stainless Steel Effect Curved D handle
180mm HKB4405



Antique Pewter Effect D Handle
146mm HKB1530



Nickel Effect D handle
185mm HKB4100



Nickel Effect Thin D handle
190mm HKB4101



Brushed Steel Effect Thin D handle
198mm HKB1185



Black Thin Square D handle
233mm HKB4600

NEW



Brushed Nickel Thin Square D handle
233mm HKB4102

NEW



NEW

Brushed Brass Thin Square D handle
233mm HKB4800

Knob handles

Our range of knob handles includes both rectangular designs in a variety of finishes, including brushed steel, classic pewter, chrome black, and more. No matter what style of kitchen you are designing, be sure to take a look at the selection below and imagine the possibilities.



Brushed Brass Effect Contemporary knob handle



Brushed Steel Effect Square Pull knob handle
50mm HKB1531



Chrome knob handle
38mm HKB1574



Black Square knob handle
44mm HKB1561



Brushed Steel Effect square knob handle
44mm HKB1537



Brass Effect knob handle
38mm HKB1572



Oak Effect knob handle
40mm HKB1121



Stainless Steel Effect knob handle
32mm HKB5400



Classic Pewter Effect knob handle
33mm HKB5500



Brushed Copper Effect Contemporary knob handle
24mm HKB5900



Brushed Brass Effect Contemporary knob handle
24mm HKB6802

Decorative handles

This selection is full of surprises. If you are the kind of person who loves the familiar feel of a traditional Shaker kitchen with classic pewter cup handles, but you are also drawn to fresh contemporary kitchens adorned with striking chrome-effect slope handles, you are certain to find the perfect choice.



Brushed Nickel Effect cup and knob handle



Oak Twist D handle
270mm HKB1125
Oak Twist knob handle
62mm HKB1154



Solid Pewter Curved D handle
160mm HKB1441
Solid Pewter knob handle
30mm HKB1440



Chrome Effect Slope handle
184mm HKB1418



Traditional Pewter Effect bar handle
138mm HKB1545
Traditional Pewter Effect knob handle
48mm HKB1542



Solid Pewter D handle
151mm HKB1438
Solid Pewter knob handle
30mm HKB1440



Dark Grey Wood and Chrome Effect D handle
192mm HKB6201
Dark Grey Wood and Chrome Effect knob handle
81mm HKB6202



Chrome Effect Angled bar handle
235mm HKB1538
Chrome Effect Angled knob handle
46mm HKB1553



Pewter Effect cup handle
94mm HKB1324
Pewter Effect knob handle
33mm HKB1321



Chrome Effect cup handle
94mm HKB1327
Chrome Effect knob handle
33mm HKB1339



Brushed Copper Effect cup handle
94mm HKB6900
Brushed Copper Effect knob handle
33mm HKB6901



Brushed Nickel Effect cup handle
94mm HKB6100
Brushed Nickel Effect knob handle
33mm HKB6101



Brushed Brass Effect Contemporary
cup handle
75mm HKB6801
Brushed Brass Effect Contemporary
knob handle
24mm HKB6802



Pewter Effect Twist Cage drawer handle
180mm HKB6500
Pewter Effect Twist Cage T handle
66mm HKB6501



Brushed Copper Effect cup handle

Worktops

Your worktops need to be beautifully crafted and very durable to withstand the wear and tear of everyday life. Make sure you select one that looks fantastic and functions perfectly too. Our comprehensive range will suit every style and includes matching breakfast bars to give you the perfect spot for informal meals. Remember that your choice of sink can affect the type of worktop you can have, so be sure to choose one which is suitable.

GUARANTEES

All worktops come with a 1 year manufacturing guarantee and, in the unlikely event of a defect in manufacturing or raw materials, we will replace them promptly and without charge.

Solid

Solid surface or stone worktops are the perfect choice for today's demanding kitchens. Available in quartz and granite, the natural beauty of these worktops will complete the look in either a traditional or modern kitchen. Matching island worktops are available in quartz and upstands in granite.



Quartz on page 208
Granite on page 208

Wood

Solid wood worktops add warmth and character to any kitchen. Pre-finished worktops are ready to fit, whereas others require oiling, waxing or a plastic coating to keep them looking their best for years to come. They are available in two thickness, 27mm and 40mm.



Wood worktops on page 210

Laminate

Laminate worktops come in a wide variety of colours and textures including a realistic stone effect. Choose from either square edged or bullnose profile, with matching breakfast bars, upstands and backboards in a majority of ranges. Available in a choice of 22mm, 28mm and 38mm thickness.




Laminate worktops on page 212

Solid surface & stone worktops

Our stone worktops come with a one year guarantee for your piece of mind. Their natural tones and textures will work in any environment and their resistance to stains and water damage make them an excellent choice. They can be used to create grooves with undermount sinks, as well as curved finishes.

QUARTZ

Because it is manufactured, it has a smooth finish and a consistent colour and pattern throughout. Ideal for use with undermount sinks. Finish with a 10 year anti-stain treatment, this worktop will keep looking new for longer.



NEW

White
20mm WOH9600
Island worktop/Upstand available



NEW

Black
20mm WOH9800
Island worktop/Upstand available



White Mirror Chip
20mm WOH8200
Island worktop/Upstand available



Grey Mirror Chip
20mm WOH8700
Island worktop/Upstand available



Black Mirror Chip
20mm WOH8000
Island worktop/Upstand available

GRANITE

Strong and durable with a polished finish, a solid granite worktop is a sophisticated choice. It can be used to create curved finishes and drainer grooves. As it is a natural material, every slab is totally unique. Our granite worktop is easy to clean and is finished with a 10 year anti-stain treatment.



White
20mm WOH9700
Upstand available



Black
20mm WOH8900
Upstand available

Quartz and granite worktops are ideal for use with undermount sink (see page 228, 230 and 231).



Solid wood

The use of wooden worktops will bring warmth and character to any kitchen. They are available in a choice of oak, rustic oak and beech so you can choose the option that best suits your style and kitchen design.

SOLID WOOD

Solid wood worktops bring an organic, natural feel to any kitchen. They complement a traditional or modern look and will add a real touch of warmth. Create a look that is unique to you with a profiled edge. Some worktops will need to be oiled to help maintain and enhance their natural look.

PRE-FINISHED



Pre-finished Grey Oak Block*
40mm WHT3160
Breakfast bar/Upstand available



Pre-finished Oak Block*
40mm WHT3060
Breakfast bar/Upstand available

Our pre-finished solid wood worktops will save you both time and effort as they can be installed and used immediately - and you can be confident that they will stand up to the wear and tear of daily use.

UNFINISHED



Oak Block*
40mm WOH0980
27mm WOH0950
Breakfast bar/Upstand available



Rustic Oak Block*¹
40mm WHS0930
Breakfast bar/Upstand available



Beech Block*
40mm WOH0970
Breakfast bar/Upstand available

SOLID WOOD FINISHING



Solid Oak Block
(with no finish)
WOH0980



Solid Oak Block
(with 2 coats of White Osmo oil*²)
GAR0543



Solid Oak Block
(with 2 coats of Terra Osmo oil*²)
GAR0544



Solid Oak Block
(with 2 coats of Graphite Osmo oil*²)
GAR0545



Solid Oak Block
(with 2 coats of worktop oil)
GAR0546



Solid Oak Block
(with Prime worktop oil)
WRK3595



Solid Oak Block
(with worktop wax oil)
WRK4015



Solid Oak Block
(with plastic coating & hardener)
GAR0580


*Note: Natural wood products may vary slightly in tone. *¹ Illustration only. Worktop may vary subject to availability. *² Recommended 2 coat maximum. Cannot be used with Beech block worktop



Solid Oak Block worktop with Osmo Terra Oil and a profiled edge

Laminates

Laminates can replicate the style of any variety of natural material. They come in a huge range of colours and textures and it can be hard to tell them from the real thing. Matching breakfast bars, upstands and backboards are also available in selected ranges.



White
Bullnose 38mm WKP4360 **F**
Bullnose 28mm P2 WKP0564 **F**
Breakfast bar/Backboard/Upstand available



White Glass Effect
Square Edged 38mm WKP5260 **F**
Breakfast bar/Backboard/Upstand available



White/Grey Marble Effect
Square Edged 38mm WHT1360 **F**
Square Edged 22mm WHT5160 **F**
Bullnose 28mm WHT2160 **F**
Breakfast bar/Backboard/Upstand* available



White Mirror Chip
Square Edged 38mm WKP1760 **F**
Square Edged 22mm WKP5060 **F**
Breakfast bar/Backboard/Upstand available




Quartzstone White
Square Edged 38mm WKP8260 **F**
Bullnose 38mm WKP8262 **F**
Breakfast bar/Backboard/Upstand available



Cream Stone Effect
Square Edged 38mm WKP9660 **F**
Breakfast bar/Backboard/Upstand available



Light Stone Effect
Square Edged 38mm WKP1860 **F**
Breakfast bar/Backboard/Upstand available



Grey Glass Effect
Square Edged 38mm WHT1860 **F**
Breakfast bar/Backboard/Upstand available



Natural Stone Tan
Square Edged 38mm WKP2960 **F**
Breakfast bar/Backboard/Upstand available



Grey Concrete Effect
Square Edged 38mm WHT5660 **F**
Square Edged 22mm WHT3760 **F**
Breakfast bar/Backboard/Upstand available



Dark Granite Effect
Bullnose 38mm WHT4460 **F**
Breakfast bar/Backboard/Upstand available

NEW



White Marble Effect
 Square Edged 38mm WHT2360 **F**
 Breakfast bar/Backboard/Upstand available



Beige Stone Effect†
 Bullnose 28mm WHT2260 **F**



Grey Slate Effect
 Square Edged 38mm WHT1260† **F**
 Bullnose 38mm WHT1160 **F**
 Breakfast bar/Backboard/Upstand available



Laminates


Laminates can replicate the style of any variety of natural material. They come in a huge range of colours and textures and it can be hard to tell them from the real thing. Matching breakfast bars, upstands and backboards are also available in selected ranges.



Evora Grey Slate
Square Edge 38mm WKP8962 **F**
Breakfast bar/Backboard/Upstand available




Natural Stone Grey
Square Edged 38mm WKP3060 **F**
Breakfast bar/Backboard/Upstand available



Brown Marble Effect†
Square Edged 38mm WHT2860 **F**
Bullnose 38mm WHT2060 **F**
Breakfast bar/Backboard/Upstand available




Grey Mirror Chip
Square Edged 38mm WKP4860 **F**
Breakfast bar/Backboard/Upstand available



Quartzstone Grey
Square Edged 38mm WKP8060 **F**
Bullnose 38mm WKP80672 **F**
Breakfast bar/Backboard/Upstand available



Charcoal
Bullnose 38mm WKP4660 **F**
Backboard/Upstand available



Jet
Bullnose 28mm WHT1024 **F**



Blackstone
Square Edged 38mm WKP6760 **F**
Bullnose 38mm WKP2260† **F**
Breakfast bar/Backboard/Upstand available



Black Granite Effect
Bullnose 38mm WHT4160 **F**
Bullnose 28mm WHT0964 **F**
Backboard/Upstand available



Black Mirror Chip
Square Edged 38mm WKP1560 **F**
Breakfast bar/Backboard/Upstand available



Matt Black
Square Edged 38mm WHT6560
Square Edged 22mm WHT6360
Breakfast bar/Backboard/Upstand available

NEW



Grey Marble Effect
Square Edged 38mm WHT2660 F
Breakfast bar/Backboard/Upstand available



Radiance Mineral Jet†
Square Edged 38mm WKP3360 F
Breakfast bar/Backboard/Upstand available



Basalt Slate Honed
Square Edged 38mm WOH6660 F
Breakfast bar/Backboard/Upstand available



Laminates

Wood-effect laminate worktops are available today in a selection of thicknesses, colours and looks. Choose a traditional oak block effect or create a unique feature with American pecan or walnut block effect. They are easy to keep clean so they maintain their stylish looks.



Rustic Grey Oak Effect
Square Edge 38mm WHT2460 **F**
Breakfast bar/Backboard/Upstand available



Grey Oak Effect
Square Edged 38mm WKP0260 **F**
Square Edged 22mm WHT5260 **F**
Bullnose 38mm WHT3460 **F**
Breakfast bar/Backboard/Upstand available



Grey Oak Block Effect
Square Edged 38mm WKP1360 **F**
Bullnose 38mm WKP1460 **F**
Breakfast bar/Backboard/Upstand available



Oak Effect
Textured Bullnose 38mm WKP7260 **F**
Matt Bullnose 38mm WKP4460 **F**
Bullnose 28mm WKP1264 **F**
Breakfast bar*/Backboard/Upstand available



Oak Block Effect
Square Edged 38mm WKP7860
Bullnose 38mm WKP3660 **F**
Breakfast bar/Backboard/Upstand available



Linear Oak Effect
Square Edged 38mm WHT2560 **F**
Breakfast bar/Backboard/Upstand available



American Pecan
Square Edged 38mm WKP2860 **F**
Bullnose 38mm WHT3260 **†F**
Breakfast bar/Backboard/Upstand available



Walnut Block Effect
Square Edged 38mm WHT4260 **†F**
Bullnose 38mm WHT4360 **F**
Breakfast bar/Backboard/Upstand available



Brown Oak Effect
Square Edged 38mm WHT2760 **F**
Breakfast bar/Backboard/Upstand available

Worktop accessories

Protect your worktop and maintain its sleek and stylish look by choosing some worktop accessories that not only look great but will maximise its use. Cast iron trivets and worktop hot rods are the ideal answer to place hot dishes and pans straight from the hob or oven.



Cast Iron Trivets
English Rose GIR8125 / Scottish Thistle
GIR8115 / Welsh Dragon GIR8120



Pop-up Plug Socket
3 x 13 AMP Sockets, 2 x USB Ports
SJN0004



Pull-out Worktop Runners
45kg Maximum load per pair of runners
Pack of 2 HKE0062



Worktop Hot Rods
Pack of 6 WOHO030



Brushed Brass edging strip
5m WHT4695



Brushed Copper edging strip
5m WHT4795

Backboards

To add a splash of vibrancy to your kitchen, we have 10 cool coloured backboards to choose from, as well as tile effect in black slate or white. Matching backboards to our worktops are also available, see page 206 for full worktop range.

METALLIC BACKBOARDS



Brushed Brass
3m x 600mm x 6mm WHT4697
1m x 750mm x 6mm WHT4698



Brushed Copper
3m x 600mm x 6mm WHT4797
1m x 750mm x 6mm WHT4798

COLOURED BACKBOARDS



Gloss White
3m x 600mm x 7mm WKP5997
1m x 700mm x 7mm WKP5998



Gloss Cream
3m x 600mm x 7mm WKP5897
1m x 700mm x 7mm WKP5898



Titanium
3m x 600mm x 7mm WKP1197
1m x 700mm x 7mm WKP1198



Heritage Blue
3m x 600mm x 7mm WKP1297
1m x 700mm x 7mm WKP1298



Backboards

COLOURED BACKBOARDS



Olive
3m x 600mm x 7mm WKP6097
1m x 700mm x 7mm WKP6098



Burgundy
3m x 600mm x 7mm WKP5597
1m x 700mm x 7mm WKP5598



Charcoal
3m x 600mm x 7mm WKP5797
1m x 700mm x 7mm WKP5798



Dark Blue
3m x 600mm x 7mm WKP2197
1m x 700mm x 7mm WKP2198

TILE EFFECT BACKBOARDS



White Tile Effect (reversible medium/small tile)
2.4m x 600mm x 3mm WKP9597
1m x 700mm x 3mm WKP9598



Black Slate Tile Effect (reversible medium/small tile)
2.4m x 600mm x 3mm WKP8497
1m x 700mm x 3mm WKP8498

Splashbacks

Our toughened glass or stainless steel splashbacks go behind your hob and help you to keep your cooking areas clean and tidy. On top of that, the right splashback can really enhance your kitchen's design.



Toughened Coloured Glass Splashback
Black W600mm x H705mm HJA2811 / W900mm x H705mm HJA2814
White W600mm x H705mm HJA2810 / W900mm x H705mm HJA2813
Pewter W600mm x H705mm HJA2812 / W900mm x H705mm HJA2815



Toughened Clear Glass Splashback
W600mm x H705mm ACS1412
W700mm x H705mm ACS1422
W900mm x H705mm ACS1432



Stainless Steel Splashback
W600mm x H700mm HJA2995
W900mm x H700mm HJA2996



Black Steel Splashback
W600mm x H705mm APL3990
W900mm x H705mm APL3991

Sinks

Your kitchen sink is something you will be using everyday, so it needs to be right in every detail. Our exclusive range of Lamona single, 1.5 or double sinks in stainless steel, ceramic or composite finishes have been designed in both traditional and contemporary minimalist styles so they will suit any setting.

They are all manufactured and tested to European Standards BS EN133010:2015 so you can be confident that whichever one you choose will be both long-lasting and beautifully designed.

Stainless Steel

Stainless steel sinks are practical, durable and easy to keep clean. They are resistant to staining, chipping and cracking so they will withstand the stresses of everyday use.



Stainless steel on page 224

Composite

Manufactured using technically advanced polymers, composite sinks are highly resistant to impact and scratching so they are very durable.



Composite sinks on page 229

Ceramic

Ceramic sinks are crafted from premium fireclay and have a non-porous smooth surface that is largely resistant to stains and easy to clean. They are resistant to scratching.



Ceramic sinks on page 231

Stainless Steel - single bowl

Looking for a single, 1.5 bowl or double bowl, with or without an integrated drainer? Our wide range of hardwearing stainless steel sinks covers all options.



Lamona Dorney sink
 SNK5217 **UK**
 SNK5207 **UK**
 35L capacity
 Minimum cabinet size:
 LH drainer
 RH drainer
 L985mm x W508mm
 600mm



Lamona Belmont sink
 SNK6001 **UK**
 SNK6006 **UK**
 35L capacity
 Minimum cabinet size:
 LH drainer
 RH drainer
 L985mm x W508mm
 600mm



Lamona Hayeswater sink
 SNK5401
 30L capacity
 Minimum cabinet size:
 Reversible
 L1000mm x W500mm
 600mm



Lamona Ashworth sink
 SNK5151 **UK**
 23L capacity
 Minimum cabinet size:
 Reversible
 L950mm x W508mm
 500mm



Lamona Foxcote sink
 SNK5601 **UK**
 23L capacity
 Minimum cabinet size:
 Reversible
 L950mm x W508mm
 500mm



Lamona Arnfield sink
 SNK5191 **UK**
 22L capacity
 Minimum cabinet size:
 Reversible
 L950mm x W508mm
 600mm



Lamona Rumworth sink
 SNK5181 **UK**
 22L capacity
 Minimum cabinet size:
 Reversible
 L950mm x W508mm
 450mm



Lamona Drayton sink
 SNK5172 **UK**
 23L capacity
 Minimum cabinet size:
 Reversible
 L950mm x W508mm
 500mm



Lamona standard sink
 SNK0070
 SNK0080
 23L capacity
 Minimum cabinet size:
 LH drainer
 RH drainer
 L940mm x W485mm
 500mm



Franke Maris sink
 SNK8000
 SNK8005
 34L capacity
 Minimum cabinet size:
 LH drainer
 RH drainer
 L1000mm x W510mm
 600mm



Lamona round bowl sink
 SNK1421
 20L capacity
 Minimum cabinet size:
 L450mm x W450mm
 500mm



Lamona square bowl sink
 SNK1441
 31L capacity
 Minimum cabinet size:
 L452mm x W434mm
 500mm



Lamona Kielder sink
 SNK5113 **UK**
 31L capacity
 Minimum cabinet size: Reversible
 L985mm x 508mm
 600mm



Lamona compact sink
 SNK6551 **UK**
 24L capacity
 Minimum cabinet size: Reversible
 L800mm x 508mm
 450mm



Lamona sink
 SNK0410
 SNK0400
 26L capacity
 Minimum cabinet size: LH drainer
 RH drainer
 L940mm x 485mm
 500mm



Franke Maris single bowl sink

Stainless Steel - 1.5 and double bowl sinks



Lamona Dorney sink
 SNK5219 **UK**
 SNK5209 **UK**
 27L capacity
 Minimum cabinet size:

LH drainer
 RH drainer
 L985mm x W508mm
 600mm



Lamona Belmont sink
 SNK6011 **UK**
 SNK6016 **UK**
 25L capacity
 Minimum cabinet size:

LH drainer
 RH drainer
 L985mm x W508mm
 600mm



Lamona Hayeswater sink
 SNK5403
 22L capacity
 Minimum cabinet size:

Reversible
 L1000mm x W500mm
 600mm



Lamona Kielder sink
 SNK5216 **UK**
 27L capacity
 Minimum cabinet size:

Reversible
 L985mm x W508mm
 700mm



Lamona Ashworth sink
 SNK5161 **UK**
 23L capacity
 Minimum cabinet size:

Reversible
 L950mm x 508mm
 600mm



Lamona Foxcote sink
 SNK5651 **UK**
 23L capacity
 Minimum cabinet size:

Reversible
 L950mm x W508mm
 600mm



Lamona Arnfield sink
 SNK5196 **UK**
 22L capacity
 Minimum cabinet size:

Reversible
 L950mm x W508mm
 600mm



Lamona Rumworth sink
 SNK5186 **UK**
 21L capacity
 Minimum cabinet size:

Reversible
 L950mm x W508mm
 600mm



Lamona Drayton sink
 SNK5176 **UK**
 22L capacity
 Minimum cabinet size:

Reversible
 L950mm x W508mm
 600mm



Franke Maris sink
 SNK8010
 SNK8015
 27L capacity
 Minimum cabinet size:

LH drainer
 RH drainer
 L1000mm x W510mm
 600mm



Lamona Hayeswater double bowl sink
 SNK5405
 23L capacity
 Minimum cabinet size:

Reversible
 L1160mm x W500mm
 800mm



Lamona Hayeswater 1.5 bowl sink with Roya swan neck tap

Stainless Steel - undermount

Our range of Stainless Steel undermount sinks will add a high-design look to any kitchen and is also very durable. Undermount sinks can only be used with solid worktops. See our full range on page 208 and 210.



Lamona Cransley undermount 1.5 bowl sink



Lamona Easton sink*
SNK4941
37L capacity
Minimum cabinet size: L510mm x W460mm
600mm



Lamona Cransley undermount sink*
SNK4921
37L capacity
Minimum cabinet size: L494mm x W464mm
500mm



Lamona Drayton undermount sink*
SNK4981 **UK**
25L capacity
Minimum cabinet size: L420mm x W400mm
500mm



Franke Kubus undermount sink*
SNK8020
41L capacity
Minimum cabinet size: L580mm x W430mm
700mm



Lamona Easton sink*
SNK5836
SNK5831
29L capacity
Minimum cabinet size: LH drainer
RH drainer
L590mm x W460mm
700mm



Lamona Cransley undermount sink*
SNK5900
27L capacity
Minimum cabinet size: L615mm x W480mm
600mm



Lamona Drayton undermount sink*
SNK4986 **UK**
22L capacity
Minimum cabinet size: L640mm x W493mm
600mm



Franke Kubus undermount sink*
SNK8025
SNK8035
32L capacity
Minimum cabinet size: LH drainer
RH drainer
L740mm x W455mm
800mm

Composite - single bowl sinks

Find a range of hardwearing composite sinks in white, grey or black for the ultimate finishing touch.



Lamona Grey granite composite single bowl sink



Lamona White granite sink
SNK2111
41L capacity
Minimum cabinet size:

Reversible
L1000mm x W500mm
600mm



Lamona Grey granite sink
SNK2143
41L capacity
Minimum cabinet size:

Reversible
L1000mm x W500mm
600mm



Lamona Black granite sink
SNK2115
41L capacity
Minimum cabinet size:

Reversible
L1000mm x W500mm
600mm



Lamona White standard sink
SNK2135
37L capacity
Minimum cabinet size:

Reversible
L970mm x W500mm
600mm



Lamona Light Grey standard sink
SNK2133
37L capacity
Minimum cabinet size:

Reversible
L970mm x W500mm
600mm



Lamona Black standard sink
SNK2101
37L capacity
Minimum cabinet size:

Reversible
L970mm x W500mm
600mm

Composite - 1.5 bowl sinks



Lamona White granite sink
SNK2161
31L capacity
Minimum cabinet size: 600mm

Reversible
L1000mm x W500mm
600mm



Lamona Grey granite sink
SNK2158
31L capacity
Minimum cabinet size: 600mm

Reversible
L1000mm x W500mm
600mm



Lamona Black granite sink
SNK2154
31L capacity
Minimum cabinet size: 600mm

Reversible
L1000mm x W500mm
600mm



Lamona White standard sink
SNK2165
28L capacity
Minimum cabinet size: 600mm

Reversible
L970mm x W500mm
600mm



Lamona Light Grey standard sink
SNK21363
28L capacity
Minimum cabinet size: 600mm

Reversible
L970mm x W500mm
600mm



Lamona Black standard sink
SNK2151
28L capacity
Minimum cabinet size: 600mm

Reversible
L970mm x W500mm
600mm

Composite - inset/undermount sinks

Find a range of hardwearing inset or undermount sinks in a selection of colours that will suit any kitchen design or size.



Lamona White granite single bowl sink*
SNK2129
36L capacity
Minimum cabinet size: 600mm

L550mm x W430mm
600mm



Lamona Grey granite single bowl sink*
SNK2125
36L capacity
Minimum cabinet size: 600mm

L550mm x W430mm
600mm



Lamona Black granite single bowl sink*
SNK2121
36L capacity
Minimum cabinet size: 600mm

L550mm x W430mm
600mm



Lamona White granite 1.5 single bowl sink*
SNK2131
22L capacity
Minimum cabinet size: 600mm

L550mm x W430mm
600mm



Lamona Grey granite 1.5 single bowl sink*
SNK2127
22L capacity
Minimum cabinet size: 600mm

L550mm x W430mm
600mm



Lamona Black granite 1.5 single bowl sink*
SNK2123
22L capacity
Minimum cabinet size: 600mm

L550mm x W430mm
600mm

Ceramic sinks

Create a beautiful focal point in your new kitchen with our versatile range of high gloss white ceramic sinks.



Lamona single bowl sink
SNK1012
36L capacity
Minimum cabinet size:
Reversible
L1015mm x 525mm
700mm



Lamona 1.5 bowl sink
SNK0302
25L capacity
Minimum cabinet size:
Reversible
L1010mm x 525mm
700mm



Lamona undermount single bowl sink*
SNK5610
27L capacity
Minimum cabinet size:
L460mm x 460mm
500mm



Lamona 1.5 bowl undermount sink*
SNK5636
SNK5631
23L capacity
Minimum cabinet size:
LH
RH
L544mm x W400mm
600mm



Lamona Belfast sink*1
SNS1021
44L capacity
Minimum cabinet size:
L595mm x W455mm
Belfast sink base



Lamona double Belfast sink*2
SNK1031
25L capacity
Minimum cabinet size:
L795mm x W465mm
Double Belfast sink base



Lamona ceramic 1.5 bowl undermount sink

Taps

Nowadays taps come in a huge range of different designs but they still need to be highly practical and stylish so selecting the right one is important. If the latest technological innovations appeal, then you could even choose a hot water tap for instant boiling water.

All our Lamona taps are guaranteed for 1 year.

Single lever

A single lever tap mixes hot and cold water and controls the flow. Versions with a pull out spring neck will make short work of washing up and rinsing.



Single lever taps on page 235

Monobloc

A truly simple looking tap that will bring really elegant feel to any kitchen style. Options with a swivel spout make it suitable for use with two sinks.



Monobloc taps on page 237

Deck mixer/ Pillar

Choose from levers that make turning the taps on and off easy, or round heads to retain a more traditional look.



Pillar taps on page 239

Hot water taps

Bin the kettle. Save time and money with a hot water tap that delivers hot water at the turn of a handle.



Lamona Arroscia 3 in 1 hot water tap
Chrome TAP6020
Min water pressure 1 bar
Max water pressure 5.5 bar



Insinkerator hot water tap
Chrome TAP3573
Min water pressure 1.7 bar
Max water pressure 8.6 bar

Filter taps

A water filter built into the system provides clean water whenever you want it, without the need to fill, store and cool bulky filter jugs.



Lamona Garda swan neck filter tap
Chrome TAP1130
Min water pressure 0.3 bar
Max water pressure 5.5 bar



Lamona Rienza swan neck filter tap
Chrome TAP1140
Min water pressure 0.47 bar
Max water pressure 5.5 bar

Single lever taps

For a sleek and contemporary look, a single lever tap is ideal.



Lamona Professional Style tap
Chrome TAP9155
Min water pressure 1.5 bar
Max water pressure 5.5 bar



Lamona Cubic tap
Chrome TAP9101
Min water pressure 0.5 bar
Max water pressure 5.5 bar



Lamona Lanzo tap
Black and Chrome TAP9159
Min water pressure 1.1 bar
Max water pressure 5.5 bar



Lamona Alvo swan neck tap
Brushed Brass Effect TAP3418
Min water pressure 0.5 bar
Max water pressure 5.5 bar



Lamona Alvo swan neck tap
Brushed Copper effect TAP3414
Min water pressure 0.5 bar
Max water pressure 5.5 bar

NEW

NEW



Lamona Alvo swan neck tap
Brushed Steel Effect TAP3410
Min water pressure 0.5 bar
Max water pressure 5.5 bar



Lamona Alvo swan neck tap
Chrome TAP3400
Min water pressure 0.5 bar
Max water pressure 5.5 bar



Lamona Alvo right angled tap
Chrome TAP3420
Min water pressure 0.5 bar
Max water pressure 5.5 bar



Lamona Savoca swan neck tap
Chrome TAP3200
Min water pressure 0.5 bar
Max water pressure 5 bar



Lamona Savoca right angled tap
Chrome TAP3220
Min water pressure 0.5 bar
Max water pressure 5.5 bar



Lamona Gavardo tap
Chrome TAP2484
Min water pressure 0.5 bar
Max water pressure 5 bar



Lamona Brushed Copper Effect swan neck tap

Single lever taps

For a sleek and contemporary look, a single lever tap is ideal.



Lamona Chrome Arno tap



Lamona Arno tap
Brushed Steel Effect TAP2428
Min water pressure 0.3 bar
Max water pressure 5.5 bar



Lamona Arno tap
Chrome TAP2422
Min water pressure 0.3 bar
Max water pressure 5.5 bar



Lamona Arno tap
White TAP2425
Min water pressure 0.3 bar
Max water pressure 5.5 bar



Lamona Arno tap
Cashmere TAP2426
Min water pressure 0.3 bar
Max water pressure 5.5 bar



Lamona Arno tap
Grey TAP2427
Min water pressure 0.3 bar
Max water pressure 5.5 bar



Lamona Arno tap
Black TAP2424
Min water pressure 0.3 bar
Max water pressure 5.5 bar



Lamona Bolsena tap
Chrome TAP2412
Min water pressure 0.5 bar
Max water pressure 5.5 bar

Monobloc taps

With their single, elegant spouts, these taps make running water at the right temperature easy. Find styles to suit a traditional or contemporary kitchen.



Lamona Garda swan neck pull-out tap
Chrome TAP3524
Min water pressure 1.5 bar
Max water pressure 5.5 bar



Lamona Garda swan neck tap
Brushed Steel Effect TAP3531
Min water pressure 0.3 bar
Max water pressure 5.5 bar



Lamona Garda swan neck tap
Chrome TAP3521
Min water pressure 0.3 bar
Max water pressure 5.5 bar



Lamona Professional Style tap
Chrome TAP9157
Min water pressure 0.4 bar
Max water pressure 5.5 bar



Lamona Arona tap
Chrome TAP9103
Min water pressure 0.5 bar
Max water pressure 5.5 bar



Lamona Roya swan neck tap
Chrome TAP3600
Min water pressure 0.3 bar
Max water pressure 5.5 bar



Lamona Enza tap
Chrome TAP3585
Min water pressure 0.5 bar
Max water pressure 5.5 bar



Lamona Adra swan neck tap
Brushed Steel Effect TAP3542
Min water pressure 0.3 bar
Max water pressure 5.5 bar



Lamona Adra swan neck tap
Chrome TAP3541
Min water pressure 0.3 bar
Max water pressure 5.5 bar



Lamona Victorian bridge tap
Chrome TAP4810
Min water pressure 0.3 bar
Max water pressure 5.5 bar



NEW

Lamona Victorian swan neck
Brushed Brass Effect with
White handles TAP4826
Min water pressure 0.3 bar
Max water pressure 5.5 bar



NEW

Lamona Victorian swan neck
Brushed Copper Effect with
White handles TAP4824
Min water pressure 0.3 bar
Max water pressure 5.5 bar



Lamona Victorian swan neck tap
Brushed Steel Effect with White
handles TAP4822
Min water pressure 0.3 bar
Max water pressure 5.5 bar



Lamona Victorian swan neck tap
Chrome with White handles
TAP4804
Min water pressure 0.3 bar
Max water pressure 5.5 bar



Lamona Victorian swan neck tap
Chrome with Cream handles
TAP4805
Min water pressure 0.3 bar
Max water pressure 5.5 bar

Monobloc taps

For a sleek and contemporary look, a single lever tap is ideal.



Lamona White Rhone swan neck tap



Lamona Victorian swan neck tap
Chrome with Grey handles
TAP4806
Min water pressure 0.3 bar
Max water pressure 5.5 bar



Lamona Victorian swan neck tap
Chrome with Black handles
TAP4807
Min water pressure 0.3 bar
Max water pressure 5.5 bar



Lamona Calaggio swan neck tap
Chrome and White
TAP3634
Min water pressure 0.4 bar
Max water pressure 5.5 bar



Lamona Calaggio swan neck tap
Chrome and Grey TAP3631
Min water pressure 0.4 bar
Max water pressure 5.5 bar



Lamona Calaggio swan neck tap
Chrome and Black TAP3633
Min water pressure 0.4 bar
Max water pressure 5.5 bar



Lamona Velino swan neck tap
Chrome TAP4032
Min water pressure 0.3 bar
Max water pressure 5.5 bar



Lamona Rienza swan neck tap
Brushed Steel Effect TAP3557
Min water pressure 0.3 bar
Max water pressure 5.5 bar



Lamona Rienza swan neck tap
Chrome TAP3547
Min water pressure 0.3 bar
Max water pressure 5.5 bar



Lamona Rhone swan neck tap
White TAP3458
Min water pressure 0.3 bar
Max water pressure 5.5 bar



Lamona Rhone swan neck tap
Cashmere TAP3459
Min water pressure 0.3 bar
Max water pressure 5.5 bar



Lamona Rhone swan neck tap
Grey TAP3460
Min water pressure 0.3 bar
Max water pressure 5.5 bar



Lamona Rhone swan neck tap
Black TAP3457
Min water pressure 0.3 bar
Max water pressure 5.5 bar



Lamona Rhone swan neck tap
Chrome TAP3456
Min water pressure 0.3 bar
Max water pressure 5.5 bar



Lamona Traditional swan neck tap
Chrome TAP4850
Min water pressure 0.3 bar
Max water pressure 5.5 bar



Lamona Hi-Tech tap
Chrome TAP3407
Min water pressure 0.2 bar
Max water pressure 5.5 bar



Lamona Chrome effect tap
Chrome effect TAP3033
Min water pressure 0.2 bar
Max water pressure 5.5 bar



Lamona Traditional swan neck tap

Deck & Pillar mixer taps



Lamona lever deck mixer tap
Chrome TAP9023
Min water pressure 0.1 bar
Max water pressure 5.5 bar



Lamona lever pillar taps
Chrome TAP9013
Min water pressure 0.1 bar
Max water pressure 5.5 bar



Lamona pillar taps
Chrome TAP1118
Min water pressure 0.1 bar
Max water pressure 5.5 bar

Appliances

No kitchen is complete without appliances. Choosing the right ones from our comprehensive range of cooking, refrigeration, laundry and dishwashing options will bring your kitchen to life. They include all of the latest innovations and technologies to save energy, time and money so you can be confident that you are buying quality products and protecting the planet at the same time.

OUR BRANDS

Find high quality and market leading integrated and freestanding products from our selection of well-known brands or choose from our extensive range of Lamona products which is available exclusively at Howdens.

QUALITY & GUARANTEES



All our appliances come with a minimum of a 1 year manufacturer's guarantee and our Lamona products come with a 2 year guarantee as standard. Lamona glass oven doors are guaranteed for 5 years against breakages to give you complete peace of mind.

LAMONA

AEG



BOSCH

beko



Cooking

Take the hard work out of cooking and entertaining. We have a range of cooking appliances to complement your kitchen design and culinary style. With innovative features and settings such as pyrolytic cleaning and bridge induction, there is something for every type of cook.



Ovens from page 242
Hobs from page 250
Extractors from page 256

Cooling

Whatever your lifestyle or kitchen design, there is no need to compromise on functionality. Among our range of fridge freezers, built-under fridges or freezers and drinks coolers, you will find a number of A+ rated appliances that can help you save money, as well as reduce your impact on the environment.



Integrated built-under fridge/freezers from page 261
Integrated tower fridge freezers from page 262
Freestanding fridge freezers from page 263
Wine coolers from page 263

Washing

Our integrated dishwashers, washing machines and washer dryers are concealed behind a cabinet door that matches the rest of the kitchen, which helps to not only retain a sleek and stylish look but could minimise the noise levels when they are in use.



Integrated dishwashers from page 264
Integrated washing machines from page 267
Freestanding washing machines from page 267
Integrated washer dryers from page 268
Integrated tumble dryers from page 268
Freestanding washer & tumble dryers from page 268

Ovens

Our comprehensive range includes integrated single and double ovens, microwaves, range cookers, freestanding cookers and warming drawers. Finding the right oven that will fit your space, complement your look and come with all the latest technologies will help you turn raw ingredients into delicious meals.



Pyrolytic cleaning

The self-cleaning oven. Safely burn the grease and grime off the oven walls then simply wipe away the leftover ash.

Telescopic runners

An oven shelf which fully extends forward and out of the oven giving direct access. No more awkward reaching and balancing.

True fan cooking

This oven creates an even distribution of heat when cooking, reducing your ovens running costs.

Combination

Ensure time is on your side by doubling up microwave and oven heat to cook faster and more evenly.

Conventional

Heating elements at both the top and bottom of the oven ensure that hot air moves upwards during cooking, resulting in perfectly baked cakes, casseroles and pizzas.

Single electric

Integrated single electric ovens slot under your worktop or are positioned at eye level in a tower unit. A large capacity oven cooks a number of dishes at the same time and fan assisted options are hotter and quicker so can save both time and energy.

Double tower electric

Integrated at eye level, they will double your capacity and allow you to cook different dishes at different temperatures. Glass doors and internal lights make it easier to check on food.

Built-under double electric

If space is more limited but you still want the flexibility of a double oven then position one under your worktop. With a smaller top oven and integral grill and a full-size main oven, they make cooking a variety of dishes simple.

Range cookers

For a traditional but bold statement with a variety of cooking options, a freestanding range cooker is the ultimate choice.

Freestanding cookers

If your space is limited then a freestanding cooker could be the solution. With a full sized oven and four hot plates you will still have everything you need to prepare delicious meals for the whole family.

Microwaves and warming drawers

Our integrated microwaves free up space on your worktop. Automatic programmes and grills make defrosting and cooking food quick and convenient. A warming drawer is a brilliant addition to any kitchen. It will heat up to six place settings or you can even use it to prove dough.

SINGLE ELECTRIC OVENS

**AEG**

Touch control single pyrolytic oven
HAG3705

18 Oven functions, incl.
True fan, conventional,
and fan grilling
Capacity: 71L
3 pyrolytic cleaning settings
Child lock
Energy rating: A+



Touch control Slide&Hide®
single pyrolytic
multi-function oven
HNF3701

12 oven functions, incl.
CircoTherm hot air,
conventional, and fan grilling
Capacity: 71L
Child lock
Energy rating: A+

**AEG**

Single pyrolytic
multi-function oven
HAG3706

10 oven functions, incl.
True fan, conventional, and fan
grilling
Capacity: 72L
2 pyrolytic cleaning settings
Child lock
Energy rating: A

**AEG**

Single multi-function
SteamBake oven
HAG3601

9 oven functions, incl.
True fan, conventional, fan
grilling, and steam bake
Capacity: 72L
Energy rating: A

**BOSCH**

Single multi-function oven
HBH3602

7 oven functions, incl.
3D hot air, conventional, and
fan grilling
Capacity: 71L
Self cleaning (catalytic)
Child lock
Energy rating: A



Single fan oven
HNF3401

6 oven functions, incl.
CircoTherm hot air,
conventional, and fan grilling
Capacity: 71L
Child lock
Energy rating: A

**LAMONA**

Touch control single pyrolytic
multi-function oven
LAM3702

19 oven functions, incl.
True fan, conventional, and
fan grilling
Capacity: 72L
Telescopic runners
3 pyrolytic cleaning settings
Child lock
Energy rating: A+

**LAMONA**

Side opening single fan oven
LAM3503/4†

4 oven functions, incl.
True fan, fan grilling, and
Defrosting
Capacity: 71L
Telescopic runners
Energy rating: A

†Subject to availability

SINGLE ELECTRIC OVENS



Lamona Single Multi-Function Oven

**BOSCH**

Single fan oven
HBH3400

4 oven functions, incl.
3D hot air, fan grilling, and
defrosting

Capacity: 66L
Child lock
Energy rating: A

**LAMONA**

Multi-function single oven
LAM3601

7 oven functions, incl.
True fan, conventional, and
fan grilling

Capacity: 71L
Telescopic runners
Energy rating: A

**LAMONA**

Single fan oven
LMS3400*

4 oven functions, incl.
True fan, fan grilling, and
defrosting

Capacity: 69L
Energy rating: A

**LAMONA**

Single fan oven
LAM3407†

4 oven functions, incl.
True fan, fan grilling, and
defrosting

Capacity: 71L
Energy rating: A

**LAMONA**

Single fan assisted oven
LAM3303

5 oven functions, incl.
Fan assisted, fan grilling, and
defrosting

Capacity: 66L
Energy rating: A

**LAMONA**

Single conventional oven
LAM3200*

4 oven functions, incl.
Conventional, bottom heat,
and grilling

Capacity: 70L
Energy rating: A

*Illustration only. Model and specifications may vary.

†Subject to availability

DOUBLE TOWER ELECTRIC OVENS



Lamona Double Fan Oven

**AEG**

Double multi-function oven
HAG4602

8 main oven functions, incl.
True fan
5 top oven functions, incl.
Conventional

Main oven capacity: 61L
Top oven capacity: 42L
Main oven energy rating: A
Top oven energy rating: A

**NEW**

Double multi-function oven
HNF4601

5 main oven functions, incl.
CircoTherm® hot air
4 top oven functions, incl.
Conventional

Main oven capacity: 71L
Top oven capacity: 34L
Telescopic runners
Main oven energy rating: A
Top oven energy rating: B

**BOSCH**

Double fan oven
HBH4600

4 main oven functions, incl.
True fan with 3D hot air
3 top oven functions, incl.
Conventional

Main oven capacity: 71L
Top oven capacity: 34L
Main oven energy rating: A
Top oven energy rating: B

**LAMONA**

Double fan oven
LAM4603

2 main oven functions, incl.
True fan
4 top oven functions incl.
Conventional

Main oven capacity: 69L
Top oven capacity: 36L
Main oven energy rating: A
Top oven energy rating: A

BUILT-UNDER DOUBLE ELECTRIC OVENS



Lamona Built-Under Double Fan Oven

**AEG**

Built-under double
multi-function oven
HAG4402

6 main oven functions, incl.
True fan using ThermiC°
4 top oven functions, incl.
Conventional

Main oven capacity: 50L
Top oven capacity: 42L
Catalytic cleaning
Main oven energy rating: A
Top oven energy rating: A

**BOSCH**

Built-under double
multi-function oven
HBH4401

4 main oven functions, incl.
True fan using 3D hot air
2 top oven functions, incl.
Conventional

Main oven capacity: 47L
Top oven capacity: 34L
Main oven energy rating: A
Top oven energy rating: B

**LAMONA**

Touch control built-under
double multi-function oven
LAM4403

12 main oven functions, incl.
True fan
9 top oven functions, incl.
True fan

Main oven capacity: 47L
Top oven capacity: 34L
Main oven energy rating: A
Top oven energy rating: B

**LAMONA**

Built-under double fan oven
LAM4405

2 main oven functions, incl.
True fan
4 top oven functions, incl.
Conventional

Main oven capacity: 48L
Top oven capacity: 38L
Main oven energy rating: A
Top oven energy rating: A

RANGE COOKERS



Range cooker
HAP5002

1 main oven function:
True fan cooking
2 top oven functions, incl.
Conventional
1 right oven function:
True fan cooking

Capacity: Main 63L, Top 33L,
Right 79L
5 burner gas hob
Matt Black cast iron pan supports
Energy rating: A



Range cooker
HAP5003

1 main oven function:
True fan cooking
2 top oven functions, incl.
Conventional
1 right oven function:
True fan cooking

Capacity: Main 63L, Top 33L,
Right 79L
5 burner gas hob
Matt Black cast iron pan supports
Energy rating: A

FREESTANDING COOKER



50cm Freestanding electric cooker
FBQ5400

4 oven functions, incl. Conventional,
bottom heat & Grilling

Capacity: 60L
4 burner
Energy rating: A

MICROWAVE OVENS



Touch control integrated
combination microwave
HAG7002

9 Automatic cooking
programmes
Combination cooking
Capacity: 43L
Defrost
Grill wattage: 1900W



Touch control integrated
combination microwave
HNF7001

14 Automatic cooking
programmes
Combination cooking
Capacity: 45L
Defrost
Grill wattage: 2800W



Touch control integrated
combination microwave
HBH7002

14 Automatic cooking
programmes
Combination cooking
Capacity: 45L
Defrost
Grill wattage: 2800W



Touch control integrated
combination microwave
LAM7002

9 Automatic cooking
programmes
Combination cooking
Capacity: 43L
Defrost
Grill wattage: 1900W

MICROWAVE OVENS



Lamona Integrated Microwave & Grill

**AEG**

Integrated microwave & grill
HAG7003

3 Automatic cooking
programmes

Capacity: 25L
Automatic defrost
Grill wattage: 800W
Child lock

**LAMONA**

Integrated microwave & grill
LAM7150

8 Automatic cooking
programmes

Capacity: 25L
Automatic defrost
Grill wattage: 1000W

**NEW**

Integrated microwave
HNF7301

7 Automatic cooking
programmes

Capacity: 20L
Defrost
Microwave wattage: 800W

**NEW****BOSCH**

Integrated microwave
HBH7300

7 Automatic cooking
programmes

Capacity: 20L
Defrost
Microwave wattage: 800W

**LAMONA**

Wall unit microwave
HJA7030

3 Microwave functions:
Fan cooking

Capacity: 22L
Defrost
Microwave wattage: 750W

WARMING DRAWERS

**AEG**

Warming drawer
HAG9002
6 place setting capacity
Plate warming
Defrost
Dough proving
Removable non slip mat
Maximum temperature: 80°C



Warming drawer
HNF9000
6 place setting capacity
Plate warming
Defrost
Dough proving
Maximum temperature: 80°C

NEW**BOSCH**

Warming drawer
HBH9001
6 place setting capacity
Plate warming
Defrost
Dough proving
Removable non slip mat
Maximum temperature: 80°C

NEW**LAMONA**

Warming drawer
LAM9002
6 place setting capacity
Plate warming
Defrost
Dough proving
Removable non slip mat
Maximum temperature: 80°C

Register ✓
my appliance

Register for piece of mind

It is a good idea to register your appliance so that you can receive product updates.

To register your Lamona appliance, visit howdens.com/appliance-registration. To register any other appliance brands please visit registermyappliance.org.uk.

We are working in partnership with the Association of Manufacturers of Domestic Appliances (AMDEA), supporting the 'Register my appliance' initiative. For more information visit amdea.org.uk.

Hobs

With a range of different sizes, fuel sources and styles available, finding a hob that will not only look the part but give you exactly the flexibility you need, means that there are a number of things to consider before making your decision.



Bridge Induction hobs

Link cooking zones together creating an easy way to cook with larger pots and pans.

Stop and go

Ensure peace of mind if you need to walk away from your cooking. Stop and Go will reduce your hob to a warm temperature and remember your previous settings when you return.

Hi-Lite cooking element

Heat up zones on your hob in less than 5 seconds, so that you can be cooking faster.

Touch control

Get temperature control precision at your fingertips.

Flame select

Allowing you more precision and control on your gas hob.

Flame failure device

Put safety first and know that if your flame is extinguished, the gas supply to your hob will automatically cut off.

Auto Ignition

Cooking with gas? Get started with just the touch of a button.

Induction

Induction technology is the most energy efficient way to cook on a hob. It is also fast and safe as it only heats the pan rather than the surface of the hob. Induction hobs are not suitable for stir frying in a wok.

Ceramic

A combination of a smooth glass surface and LED touch gives this a truly minimalist look as the heating element sits under the toughened glass. They are not suitable for stir frying in a wok.


Gas

Heating up instantly, gas hobs are a popular choice. They are easy to control, energy efficient and with features such as flame failure device will give you complete piece of mind.

Electric

Electric hobs make cooking quick and easy and are a great choice if you don't have a gas supply. They retain heat and continue to cook even after they have been switched off which could save energy.

INDUCTION HOBS



LAMONA

Touch control 6 zone bridge induction hob
LAM1950

6 Induction zones, 3 bridging zones
Timer
Child lock
Front control panel



Touch control 5 combizone induction hob
HNF1805

5 Induction zones, 1 bridging zone
Stop + Go
Timer
Child lock
Front control panel



AEG

Touch control 5 zone induction hob
HAG1851

5 MaxiSense® induction zones
Slider touch controls
Stop + Go
Timer
Child lock
Front control panel



BOSCH

Touch control 5 zone induction hob
HBH1804


5 Induction zones
Stop + Go
Timer
Child lock
Front control panel



LAMONA

Touch control 5 zone induction hob
LAM1901

5 Induction zones
Slider touch controls
Stop + Go
Timer
Child lock
Front centre control panel



LAMONA

Touch control 4 zone bridge induction hob
LAM1850

4 Induction zones Incl. 2 bridging zones
Timer
Child lock



AEG

Touch control 4 zone induction hob
HAG1801

4 Induction zones
Slider touch controls
Stop + Go
Timer
Child lock
Front right control panel



Touch control 4 zone induction hob
HNF1802


4 Induction zones
Timer
Child lock

INDUCTION HOBS

**LAMONA**

Touch control 4 zone induction hob
LAM1801

4 Induction zones
Timer
Child lock
Front control panel

**NEW**

Touch control 4 zone 13 Amp
induction hob
HNF1804

4 Induction zones
Stop + Go
Timer
Child lock
Front control panel

**NEW****BOSCH**

Touch control 4 zone 13 Amp
induction hob
HBH1803

4 Induction zones
Stop + Go
Timer
Child lock
Front control panel

**NEW****LAMONA**

Touch control 4 zone 13 Amp
induction hob
LAM1802

4 Induction zones
Timer
Child lock
Front control panel

CERAMIC HOBS

**LAMONA**

Touch control 5 zone ceramic hob
LAM1750

5 Hi-lite cooking zones
Timer
Child lock
Front control panel



Touch control 4 zone ceramic hob
HNF1702

4 Hi-lite cooking zones including
1 dual zone
Timer
Front control panel

**BOSCH**

Touch control 4 zone ceramic hob
HAP1674

4 Hi-lite cooking zones
Child lock
Front control panel

**AEG**

Touch control 4 zone ceramic hob
HAG1700

4 Hi-lite cooking zones including
1 dual zone
Child lock
Front right control panel

CERAMIC HOBS

ELECTRIC HOB

**LAMONA**

Touch control 4 zone ceramic hob
LAM1746

4 Hi-lite cooking zones
Child lock
Front control panel

LAMONA

Side control 4 zone ceramic hob
LMS1700*

4 Hi-lite cooking zones
Right control panel

LAMONA

Touch control domino hob
LAM1749

2 Hi-lite cooking zones
Timer
Child lock
Front control panel

LAMONA

Zone solid hot plate Hob
LAM1215

Hob on indicator
4 Cooking zones

Register ✓
my appliance

Register for piece of mind

It is a good idea to register your appliance so that you can receive product updates.

To register your Lamona appliance, visit howdens.com/appliance-registration. To register any other appliance brands please visit registermyappliance.org.uk.

We are working in partnership with the Association of Manufacturers of Domestic Appliances (AMDEA), supporting the 'Register my appliance' initiative. For more information visit amdea.org.uk.

GAS HOBS



Lamona Gas on Glass Hob



NEW



LAMONA

5 Burner gas on glass hob
LAM1550

Cast iron pan supports
Automatic ignition
Flame failure device
Wok burner
Front controls



5 Burner gas hob
HNF111

Cast iron pan supports
Automatic ignition
Flame failure device
FlameSelect
Front controls



BOSCH

5 Burner gas hob
HBH1110

Cast iron pan supports
Automatic ignition
Flame failure device
Wok burner
FlameSelect
Front controls



AEG

5 Burner gas hob
HAG1011

Cast iron pan supports
Automatic ignition
Flame failure device
Wok Burner
Front controls



LAMONA

Professional 5 burner gas hob
LAM1111

Cast iron pan supports
Automatic ignition
Flame failure device
Wok burner
Front controls



NEW

LAMONA

4 Burner gas on glass hob
LAM1500

Cast iron pan supports
Automatic ignition
Flame failure device
Front controls

GAS HOBS



4 Burner gas hob
HNF1101

Cast iron pan supports
Automatic ignition
Flame failure device
Wok burner
Front controls



BOSCH

4 Burner gas hob
HBH1100

Cast iron pan supports
Automatic ignition
Flame failure device
FlameSelect
Front controls



AEG

4 Burner gas hob
HAG1001

Cast iron pan supports
Automatic ignition
Flame failure device
Front right control panel



BOSCH

4 Burner gas hob
HBH1000

Steel pan supports
Automatic ignition
Flame failure device



LAMONA

Professional 4 burner gas hob
LAM1110

Cast iron pan supports
Automatic ignition
Flame failure device
Front controls



LAMONA

4 Burner gas hob
LMS1000*

Enamel pan supports
Automatic ignition
Flame failure device
Right controls



LAMONA

4 Burner gas hob
LAM1007

Enamel pan supports
Automatic ignition
Flame failure device
Right controls

Extractors

Extractors are available in a variety of designs with a choice of features and functions to suit every environment. Whether you are looking for an additional focal point or want to hide it away, we have one for you.



Ducting vs recirculating

Ducting fans extract air to the outside of your house and generally have higher extraction rates. Whilst recirculating fans pass air through a filter and back into your kitchen.

Extraction rate

If you have a larger kitchen or frequently cook big batches of food, look for a fan with a higher extraction rate.

Noise rating

Look out for extractors with a lower noise rating, especially if you have an open plan home. The noise rating is always based on running the extractor at the highest fan speed.

Lighting

Most extractor fans now come with LED lights which not only save energy but also have a vastly longer lifespan than traditional halogen bulbs.

Chimney

These sit above your hob or cooker and can create a really stunning look. Choose a model that matches the width of your hob with a selection of fan speeds to keep all those cooking smells at bay.

Island

If your hob is positioned in your island unit then choose a model that will sit above it and create a real design feature with a curved glass or cyclinder design.

Integrated

If you prefer the extractor to be concealed and hidden from view, integrated designs are positioned in a matching cabinet above your hob so you retain a clean and consistent look.

Conventional

These are fixed to the wall above your hob and are a traditional and affordable choice. They are normally positioned between two cabinets.

Canopy

A canopy extractor sits above the hob and is integrated into a cabinet so when it is not in use you can just shut the door.

CHIMNEY EXTRACTORS



T-box extractor 90cm
HNF2801

3 Fan speeds
Extraction rate: 460 m³/h
Noise level: 55 dB
Energy rating: A+



AEG

Touch control T-box
extractor 60cm
HAG2800[†]

3 Fan speeds
Extraction rate: 480 m³/h
Noise level: 63 dB
Energy rating: C



T-box extractor 60cm
HNF2800

3 Fan speeds
Extraction rate: 430 m³/h
Noise level: 58 dB
Energy rating: A+



LAMONA

Curved glass extractor
60cm/90cm
LAM2505/06

3 Fan speeds
Extraction rate: 432 m³/h
Noise level: 56 dB
Energy rating: C



LAMONA

Black curved glass
chimney extractor 60cm
LAM2504

3 Fan speeds
Extraction rate: 445 m³/h
Noise level: 56 dB
Energy rating: D



LAMONA

Flat glass extractor
60cm/90cm
LAM2592/LAM2566

3 Fan speeds
Extraction rate: 504 m³/h
Noise level: 65 dB
Energy rating: C



LAMONA

Chimney extractor 90cm
LAM2412

3 Fan speeds
Extraction rate: 423 m³/h
Noise level: 70 dB
Energy rating: B



LAMONA

Black chimney
extractor 90cm
LAM2413

3 Fan speeds
Extraction rate: 423 m³/h
Noise level: 70 dB
Energy rating: B

[†]Subject to availability

CHIMNEY EXTRACTORS

**LAMONA**

Chimney extractor 70cm
LAM2407†

3 Fan speeds
Extraction rate: 334 m³/h
Noise level: 64 dB
Energy rating: D



Standard chimney
extractor 60cm
HNF2401

3 Fan speeds
Extraction rate: 360 m³/h
Noise level: 66 dB
Energy rating: C

**AEG**

Standard chimney
extractor 60cm
HAG2401

3 Fan speeds
Extraction rate: 603 m³/h
Noise level: 69 dB
Energy rating: C

**BOSCH**

Standard chimney
extractor 60cm
HBH2400

3 Fan speeds
Extraction rate: 360 m³/h
Noise level: 66 dB
Energy rating: C

**LAMONA**

Standard chimney
extractor 60cm
LMS2400*

3 Fan speeds
Extraction rate: 327 m³/h
Noise level: 71 dB
Energy rating: B

**LAMONA**

Standard chimney
extractor 60cm
LAM2411

3 Fan speeds
Extraction rate: 327 m³/h
Noise level: 71 dB
Energy rating: B

ISLAND CHIMNEY EXTRACTORS

**LAMONA**

Cylinder island chimney
extractor 60cm/70cm/90cm
LAM2601/04/05/06

3 Fan speeds
Extraction rate: 604 m³/h
Noise level: 76 dB
Energy rating: D

**LAMONA**

Curved glass island
extractor 90cm
LAM2850

3 Fan speeds
Extraction rate: 420 m³/h
Noise level: 73 dB
Energy rating: C

INTEGRATED EXTRACTOR

**LAMONA**

Integrated turbo
extractor 60cm
LAM2204

3 Fan speeds
Extraction rate: 275 m³/h
Noise level: 67 dB
Energy rating: E

CANOPY EXTRACTOR

**LAMONA**

Shallow canopy
extractor 60cm
LAM2302

3 Fan speeds
Extraction rate: 306 m³/h
Noise level: 62 dB
Energy rating: B

CONVENTIONAL
EXTRACTOR**LAMONA**

Deluxe conventional
extractor 60cm
LAM2103

3 Fan speeds
Extraction rate: 330 m³/h
Noise level: 74 dB
Energy rating: C

Refrigeration

Whatever your lifestyle, kitchen design or budget, there's no need to compromise on functionality.



Frost free

Eliminate the need to manually defrost your freezer as no frost or ice will build up.

Automatic fridge defrost

A fridge that automatically defrosts itself, meaning you won't have to.

Ice box rating

An easy to use grading system which specifies the minimum temperature and maximum storage time for fresh food.

Fast freeze

This function means a freezer will rapidly freeze your food, preventing the appliances temperature from rising.

Built-under fridges & freezers

Slotted in under your worktop, they are completely concealed by a cabinet door so your kitchen retains that uncluttered and sleek look. They are available in a variety of capacities.

Tower fridge freezers

Fridge freezers integrated into a tower unit are completely concealed by cabinet doors. They are available in a variety of different compartment sizes so you can get the exact proportions you want.

Freestanding fridges & freezers

A freestanding appliance is a great alternative. As well as in your kitchen, you could also keep one in your larder or utility room for that extra refrigeration capacity if you have a larger family or when you have a houseful of guests.

Drinks coolers

Not only do these keep all your wine and soft drinks at the perfect temperature and easily accessible, they can also bring a contemporary design feature to your kitchen.

INTEGRATED BUILT-UNDER FRIDGES

**BOSCH**

Built-under integrated larder fridge
HAP6301
Capacity: 137L
3 Glass shelves
1 Compartment
Automatic fridge defrost
Energy rating: A+

**AEG**

Built-under integrated larder fridge
HAG6002
Capacity: 133L
3 Glass shelves
Automatic fridge defrost
Energy rating: A+

**LAMONA**

Built-under integrated fridge
HJA6132
Capacity: 105L
2 Glass shelves
1 Salad crisper
Automatic fridge defrost
1 Freezer compartment
Energy rating: A+

**LAMONA**

Built-under integrated larder fridge
HJA6312
Capacity: 128L
3 Glass shelves
1 Salad crisper
Automatic fridge defrost
Energy rating: A+

INTEGRATED BUILT-UNDER FREEZERS

**BOSCH**

Built-under integrated freezer
HAP6401
Capacity: 100L
3 Compartments
Visual & acoustic alarm
Energy rating: A+

**AEG**

Built-under integrated freezer
HAG6402
Capacity: 95L
3 Compartments
Acoustic open door warning system
Energy rating: A+

**LAMONA**

Built-under integrated freezer
LAM6400
Capacity: 87L
3 Compartments
Visual alarm
Energy rating: A+

INTEGRATED TOWER REFRIGERATION

**AEG**

70/30 Integrated frost free
fridge freezer
HAG6302

Fridge capacity: 219L
5 Glass shelves
Automatic fridge defrost

Freezer capacity: 64L
3 compartments
Frost free

Audiable alarm
Energy rating: A+

**BOSCH**

70/30 Integrated fridge
freezer
HAP6023

Fridge capacity: 217L
4 Glass shelves
Automatic fridge defrost

Freezer capacity: 59L
3 compartments
Manual defrost

Energy rating: A+

**LAMONA**

70/30 Integrated frost free
fridge freezer
LAM6350

Fridge capacity: 186L
3 Glass shelves
Automatic fridge defrost

Freezer capacity: 69L
3 compartments
Frost free

Audiable alarm
Energy rating: A++

**LAMONA**

50/50 Integrated frost free
fridge freezer
LAM6250

Fridge capacity: 156L
3 Glass shelves
Automatic fridge defrost

Freezer capacity: 91L
4 compartments
Frost free

Audiable alarm
Energy rating: A++

**LAMONA**

Integrated full-height
larder fridge
LAM6700

Fridge capacity: 310L
4 Glass shelves
2 Salad crispers
Automatic fridge defrost
Energy rating: A+

**LAMONA**

Integrated full-height
larder freezer
HJA6750

Freezer capacity: 196L
8 compartments
Frost free
Audible alarm
Energy rating: A+

**LAMONA**

70/30 Integrated fridge
freezer
HNF6305

Fridge capacity: 191L
3 Glass shelves
Automatic fridge defrost

Freezer capacity: 76L
2 compartments
Manual defrost

Energy rating: A++

**LAMONA**

70/30 Integrated fridge
freezer
LAM6300

Fridge capacity: 193L
3 Glass shelves
Automatic fridge defrost

Freezer capacity: 78L
3 Compartments
Manual Defrost

Energy rating: A++

FREESTANDING TOWER REFRIGERATION



LAMONA

50/50 Integrated fridge freezer
LAM6200

Fridge capacity: 156L
3 Glass shelves
Automatic fridge defrost

Freezer capacity: 102L
4 compartments
Manual defrost

Energy rating: A++



beko

Freestanding 50/50 fridge freezer
FBQ6204

Fridge capacity: 128L
Freezer capacity: 88L
4 Freezer compartments
Energy rating: A+

FREESTANDING UNDER COUNTER REFRIGERATION



beko

Freestanding under counter fridge with ice box
FBQ6050

Fridge capacity: 101L
Freezer capacity: 13L
3 Glass shelves
1 Salad crisper
1 Freezer compartment
Energy rating: A+



beko

Freestanding under counter larder fridge
FBQ6000

Capacity: 130L
4 Glass shelves
1 Salad crisper with lid
Energy rating: A+

INTEGRATED DRINKS COOLERS



LAMONA

300mm drinks cooler
LAM6911

19 bottle capacity
Beech wood shelves
Reversible door
Concealed evaporator plate
Energy rating: B



LAMONA

150mm drinks cooler
LAM6902

7 bottle capacity
Chrome shelves
Reversible door
Concealed evaporator plate
Energy rating: C



Lamona 70/30 Integrated Frost Free Fridge Freezer

Dishwashers

Our integrated dishwashers are concealed behind a cabinet door that matches the rest of your kitchen, which helps to not only retain a sleek and stylish look but could minimise the noise levels when they are in use. They come in two sizes so you can choose the one that best suits your requirements and space.



Start delay

Set your dishwasher programme to start when it is most convenient for you, even when you're not at home.

Standard height adjustable baskets

Easily fit all of your plates and bowls into your dishwasher, no matter their size and shape by adjusting the basket height.

Fast click height adjustable baskets

Adjust the height of your basket with a quick 'click' to ensure all of your pots and pans fit in.

Light beam

Project a light beam onto your kitchen floor to keep you updated on whether the programme has stopped, started or is currently running.

Eco programme

Longer programme that uses less water and energy.

Integrated standard dishwashers

For families with a lot of dishes to wash every day, a standard dishwasher is 600mm wide and holds up to 13 place settings. They not only save time washing up by hand, but their different programmes mean that everything gets washed as hygienically and efficiently as possible.

Integrated slimline dishwashers

Slimline dishwashers are a popular choice for compact kitchens or when there are fewer people at home. They are 450mm wide and hold up to 10 place settings. Their smaller capacity means they require less energy which could help reduce household bills.

Freestanding dishwashers

If you do not have space in your kitchen for an integrated dishwasher, then our freestanding model could be the answer. It can be installed in a utility room or even a storage cupboard.

INTEGRATED STANDARD DISHWASHERS

**BOSCH**

Fully integrated
60cm dishwasher
HBH8602

6 Dishwasher programmes
5 Temperature settings
14 Place setting capacity
'Fast click' height adjustable
basket
Start delay up to 24 hours
Light beam floor display
Energy rating: A++



Fully integrated
60cm dishwasher
HNF8602

5 Dishwasher programmes
4 Temperature settings
12 Place setting capacity
Height adjustable upper
basket
Start delay up to 9 hours
Light beam floor display
Energy rating: A+

**AEG**

Fully integrated
60cm dishwasher
HAG8603

4 Dishwasher programmes
3 Temperature settings
13 Place setting capacity
Height adjustable upper
basket
Start delay up to 3 hours
Energy rating: A+

**LAMONA**

Fully integrated
60cm dishwasher
LAM8605

5 Dishwasher programmes
5 Temperature settings
12 place setting capacity
Height adjustable upper
basket
Start delay up to 9 hours
Energy rating: A+

INTEGRATED SLIMLINE DISHWASHERS

**BOSCH**

Slimline fully integrated
45cm dishwasher
HBH8301

5 Dishwasher programmes
4 Temperature settings
9 Place setting capacity
Height adjustable top basket
Start delay up to 9 hours
Energy rating: A+

**AEG**

Slimline fully integrated
45cm dishwasher
HAG8303

5 Dishwasher programmes
4 Temperature settings
9 Place setting capacity
Height adjustable basket
Start delay up to 24 hours
Energy rating: A+

**LAMONA**

Slimline fully integrated
45cm dishwasher
LAM8302

5 Dishwasher programmes
5 Temperature settings
10 Place setting capacity
Height adjustable upper
basket
Start delay up to 9 hours
Energy rating: A+

FREESTANDING
DISHWASHER**beko**

Freestanding
60cm dishwasher
FBQ8603

4 Dishwashing programmes
4 Temperature settings
12 Place setting capacity
Height adjustable upper
basket
Energy rating: A+

Laundry

Washing machines, washer dryers and tumble dryers come in a range of sizes with a variety of different features, so it makes sense to choose one that includes innovative technologies which will make doing the laundry simpler and cheaper. In order to save on your electricity bills look for a machine that has economy programmes as well as a high spin speed to minimise drying times.



Economy programme

Including features such as longer soaking times and slower water heating to reduce energy consumption.

Rapid cycle

Use the rapid cycle option to wash small loads quickly.

Start delay

Set your laundry cycle to end just as you get home from work, or go through the night with the start delay function.

Automatic load detection

Let your appliance decide for itself how long it needs to run for and how much water to use, saving you time, energy and money.

Spin speed

A higher spin speed results in less water in your clothes at the end of the cycle meaning a quicker drying time, whilst lower spin speeds are ideal for delicate clothes.

Integrated washing machines

Integrated washing machines slot under your worktop and are concealed by a matching cabinet door. This not only helps maintain the look of your kitchen but can help reduce noise when the machine is running.

Integrated washer dryers

Washer dryers are an ideal solution if space is limited and you do not have the room for a separate tumble dryer. They are concealed behind a matching cabinet door and mean you can enjoy clean and dry laundry straight out of the machine without compromising on the look of your kitchen.

Integrated tumble dryers

These are well worth the extra investment as they quickly and easily dry your clothes. They are designed to fit into your kitchen without compromising on the overall look as they slot under the worktop and are concealed by cabinet doors.

Freestanding washing machines

If space is really tight and you do not have the space needed for an integrated washing machine, then consider a freestanding model with a shallow depth. You will still benefit from a range of wash programmes so you will not be compromising on results. We also offer freestanding washer dryers & tumble dryers.

INTEGRATED WASHING MACHINES



Lamona Integrated 1400rpm Washing Machine



BOSCH

Integrated 1400rpm washing machine
HBH8701

8kg Laundry load
15 Programmes incl.
Economy, mixed load, and
delicates 30°C
Noise level: 67 dB
Energy rating: A+++



Integrated 1400rpm washing machine
HNF8702

8kg Laundry load
15 Programmes incl.
Economy, mixed load,
and rapid 15 min
Noise level: 67 dB
Energy rating: A+++

FREESTANDING WASHING MACHINE



AEG

Integrated 1400rpm washing machine
HAG8500

7kg Laundry load
14 Programmes incl.
Economy, easy iron, and
wool/slik
Noise level: 74 dB
Energy rating: A++



LAMONA

Integrated 1200rpm washing machine
LAM8702

7kg Laundry load
15 Programmes incl.
Economy, rapid, and delicates
Energy rating: A+++



LAMONA

Integrated 1400rpm washing machine
LAM8703

8kg Laundry load
15 Programmes incl.
Economy, rapid, and delicates
Noise level: 70dB
Energy rating: A+++



beko

Freestanding 1200rpm washing machine
FBQ8705

6kg Laundry load
15 Programmes incl.
Economy
Noise level: 77 dB
Energy rating: A+++

INTEGRATED WASHER DRYERS

**BOSCH**

Integrated 1400rpm
washer dryer
HBH8700

7kg Laundry wash load
4kg Laundry dry load
13 Programmes
Condenser dryer
Noise level: 74 dB
Energy rating: B

**AEG**

Integrated 1400rpm
washer dryer
HAG8900

7kg Laundry wash load
4kg Laundry dry load
14 Programmes
Condenser dryer
Noise level: 74 dB
Energy rating: C



Integrated 1400rpm
washer dryer
HJA8900

8kg Laundry wash load
5kg Laundry dry load
16 Programmes
Condenser dryer
Noise level: 73 dB
Energy rating: A

FREESTANDING
WASHER DRYER**beko**

Freestanding washer dryer
FBQ8900

7kg Laundry wash load
5kg Laundry dry load
16 Programmes
Condenser Dryer
Noise level: 64 dB
Energy rating: B

INTEGRATED
TUMBLE DRYERS**LAMONA**

Integrated tumble dryer
LAM8800

6kg Laundry load
2 heat settings
Vented
Energy rating: C

FREESTANDING
TUMBLE DRYERS**beko**

Freestanding tumble dryer
FBQ8804

7kg Laundry load
15 Programmes incl.
Babyprotect
Noise level: 77 dB
Energy rating: B



Lamona Integrated 1400rpm Washing Machine

Storage & Bins

By focusing on innovation, we have created storage solutions that use space more efficiently to keep your kitchen looking beautiful. With all of your cooking utensils and accessories neatly organised and stowed away, your kitchen will suddenly feel more spacious than ever.

Recycling your rubbish is an opportunity to do your part for the planet and the environment. With a well-designed recycling system, organising your rubbish needn't be something that consumes an undue amount of your valuable time or space.

Tower

These tall units offer several smart ways to use space more efficiently. Choose a full-height pull-and-swing larder, which contains a series of baskets that slid out for easy access. Alternatively, slide your entire larder out in one smooth operation, with a pull-out standard or upgrade.



Tower storage from page 272

Base & Corner

Our innovative approach to base and corner storage makes it easier than ever to access everything in your kitchen. Try our full extension corner storage and say goodbye to crawling around to reach the back of the cupboard. Our swing-out door alternatives come with vegetable baskets, deep internal storage drawers, or even wicker baskets.



Base & corner storage from page 274

Bins

They are tidy and easy to use, so the whole family will get into the habit of separating rubbish and regularly disposing of bin bags in no time. And if you are concerned about capacity, you can even create some extra space with an ingenious pan drawer recycling bin.



Bins from page 279

Tower storage

When storage space is at a premium, you can use an entire tower unit as a larder, with the added bonus that you do not have to walk into a dimly lit cubby; your ingredients slide out to you, making it easier to find what you need.



Full-height pull & swing larder*
500mm HYH1325

6 pull-out baskets and 6 door-mounted baskets with anti-slip coating, solid base and soft-closing runners
Maximum basket weight: 3.5kg door mounted, 8kg pull-out



Full-height pull & swing larder*
500mm HYH1337

6 pull-out baskets and 6 door-mounted baskets with anti-slip coating, solid base and soft-closing runners
Maximum basket weight: 5kg door-mounted, 20kg pull-out



Upgrade full-height pull-out larder*¹
 Additional baskets: 300mm HYS0013 /
 400mm HYS0014 / 500mm HYS0015

5 adjustable baskets with anti-slip coating, solid base and soft-closing runners
 Maximum basket weight: 18kg



Standard full-height pull-out larder*
 300mm / 400mm / 500mm

5 baskets with solid base and
 soft-closing runners
 Maximum basket weight: 12kg

*Sold by kitchen range. **Illustration only. Model and specifications may vary subject to availability.

Base storage

Pull-out options include a two-basket storage solution with non-slip mats and a three-drawer system with soft-close functionality. If you are happy with a traditional hinged door, you can choose from several drawer styles. Alternatively, opt for stylish vegetable baskets in wicker or chrome.



Pull-out base unit*
150mm/200mm/300mm

Additional baskets: 200mm HYH1394,
300mm HYH1397

Base storage with soft-closing runners
and 2 non-slip baskets
Maximum basket weight: 12kg



Standard Pull-out base unit
300mm HYH1334

Base storage with 2 non-slip baskets
Maximum basket weight: 6kg



Internal soft-close 3 drawer base unit*

3 storage drawers concealed within a
base unit with soft-closing runners
Maximum drawer weight: 30kg



Deep internal storage drawer
400mm HYH3400 (Single)
500mm HYH8162 (Single)
600mm HYH8186 (Single)

Drawer storage with soft-closing runners, use in base or
tower units
Maximum drawer weight: 30kg



Wicker basket
400mm (Single) ACK6177

Maximum drawer weight: 20kg
Natural wood products may vary slightly in tone



Chrome deep vegetable basket
500mm (Single) SJN6102
600mm (Single) SJN6112

Maximum drawer weight: 25kg

Corner storage

We offer a range of carousels and baskets to make the most of those tricky corner cabinets. For ultimate ease and access, choose our novel full-extension corner storage accessory, which allows you to swing out and fully extend your shelves.



Full extension corner storage accessory*
800mm / 1000mm

2 independently operating adjustable shelves with anti-slip coating: use in corner base or tower corner larder units

Maximum shelf weight: 25kg



Standard extension corner storage accessory*
800mm/1000mm

Maximum shelf weight: 20kg

NEW



Corner storage accessory*
1000mm

4 storage baskets with anti-slip coating and solid base: use in corner base or tower corner larder units

Maximum basket weight: 7kg front, 9kg rear



Half corner carousel
800mm HYH1382 / 1000mm HYH1383

2 independently operating shelves with anti-slip coating

Maximum shelf weight: 15kg



Premium corner carousel
HYH1411

Maximum shelf weight: 20kg



Standard corner carousel
HYH1410

Maximum shelf weight: 15kg



Corner base shelf unit*

* Sold by kitchen range.

Drawer storage

Are you the type of person who smiles when they see a well-organised cutlery drawer? Us too. Our timber internal storage drawers are a beautiful way to keep your silverware tidy, and they even have soft-closing runners, so you do not need to worry about a slammed drawer messing up your system. We also have a range of silver cutlery trays.



Timber internal storage drawer to suit upgrade kitchens
800mm HYH8275

Storage drawer with soft-closing runners concealed within a pan drawer



Internal storage drawer to suit upgrade kitchens
500mm* HYH8199 / 600mm* HYH8188
700mm HYH8200 / 800mm HYH8174
900mm HYH8201 / 1000mm HYH8202

Storage drawer with soft-closing runners
concealed within a pan drawer



Timber cutlery tray to suit upgrade drawers
300mm HYH8203 / 400mm HYH8204
500mm HYH8205 / 600mm HYH8206
900mm HYH8209 / 1000mm HYH8210



Silver cutlery tray to suit upgrade drawers
300mm HYH8112 / 400mm HYH8113 / 500mm HYH8123
600mm HYH8133 / 900mm HYH8189 / 1000mm HYH8197



Silver cutlery tray to suit standard drawers
300mm HYH8176 / 400mm HYH8177 / 500mm HYH8178
600mm HYH8179 / 900mm HYH8189 / 1000mm HYH8197

Our drawer storage ideas can help you to take advantage of space you never knew you had. How about a drawer under the oven to stow away your baking trays? Or a pan drawer divider kit to organise your pots and pans? Perhaps plinth drawers under your cabinets to finally make use of all that space you had forgotten about?



Built-under oven housing storage drawer*¹
600mm

Ideal storage for baking trays and tins



Built-under oven housing with shallow storage drawer*¹
600mm

Soft-closing storage drawer to utilise space beneath the oven



Pan drawer divider kit with pan drawer sides
700mm ACK1237 / 800mm ACK1132
900mm ACK1239 / 1000mm ACK1234



Pan drawer sides
ACK1134

Compatible with 300mm, 500mm, 600mm, 700mm, 800mm, 900mm and 1000mm upgrade pan drawers



Plinth drawer*¹
300mm ACK1640 / 400mm ACK1650
500mm ACK1660 / 600mm ACK1680
600mm ACK1690 2 x 400mm ACK1692



Under sink storage drawer*¹
800mm

Storage drawer with soft-closing runners that utilises the space beneath your sink

*Cutlery tray sold separately. *¹Sold by kitchen range. Not suitable for storing food.

Wall storage

There is no need to tip-toe on a stepladder to reach what you need with our pull down shelves – they glide out and down to eye level, to make life easy for you. Alternatively, you could choose internal glass shelving which can help keep cabinet interiors bright and their contents visible.



Standard pull-down shelf
600mm HYH1323



Internal glass shelves
500mm (Pack of 2) HYH5902 / 500mm (Pack of 3) HYH5906
500mm Deep (Single) HYH5930

Fixtures & fittings

When you're pulling out all the stops to create your ideal kitchen, it is important to give some thought even to the smallest of details. For example, a magnetic push-open mechanism that keeps your cabinet doors firmly shut until you need them is the kind of little touch that can help keep your kitchen looking neat and tidy, even when you are in a rush.



Magnetic push-open mechanism
HYH8438



Magnetic cupboard lock
HYH1702 **UK**



Chrome finish cabinet lock
GIRO308



Brushed aluminium towel rail
HYH1190



Stainless steel decorative legs (Pack of 2)
HYH5980



Stainless steel plinth heater
HJA1400



Stainless steel effect plinth vent
GIRO960

Bins

We offer a range of solutions, including integrated recycling bins, pull-out bins, stainless steel single compartment bins, and more. They are tidy and easy to use, so the whole family will get into the habit of separating rubbish and regularly disposing of bin bags in no time. And if you are concerned about capacity, you can even create some extra space with an ingenious pan drawer recycling bin.



85L Integrated Recycling Bin*
(2 x 32L, 1 x 21L) 600mm



64L Integrated Recycling Bin*
(2 x 32L) 450mm / 500mm



46L Integrated Recycling Bin*
(2 x 23L) 400mm



40L Pull-out Recycling Bin
(1 x 40L) 300mm HYH1580



30L Pull-out Recycling Bin
(3 x 10L) 300mm HYH1576



30L Pull-out Recycling Bin
(2 x 15L) 300mm HYH1575



30L Pull-out Recycling Bin
(1 x 30L) 300mm HYH1574



35L Pan Drawer Recycling Bin
(2 x 12.5L, 2 x 5L) 800mm ACK1255



Single Compartment Bin
(1 x 16L) 500mm HYH1556



Stainless Steel Single Compartment Bin
(1 x 15L) 400mm HYH5501

*Sold by kitchen range

Flooring

Flooring is an integral part of any home. It can often be the finishing touch to creating a stunning design. We need flooring to not only look good, but be functional too.

Have you thought about the size and shape of your room? Light floors will create space and brighten smaller areas, whilst darker floors can bring warmth. Decide whether you prefer the look of wood or tiles, as we have a wide range of flooring that caters for both looks.

Different rooms in your home will have different levels of traffic and moisture. To get the most from your floor, choose one that is suitable for the level of traffic and compatible with underfloor heating.

Whether you're looking for solid woods, vinyl or laminates, we've got a wide range of styles to suit your home. All are available in a variety of finishes and colour.

PROFILES & ACCESSORIES

We also offer a large range of floor profiles and accessories so you can fully complete the look.

Solid & Real wood

Solid oak is a high quality, natural flooring which is great in a busy home. It absorbs sound, keeping noise contained. Real wood has the same natural beauty of solid wood but with added benefits - it can be used with underfloor heating.



Solid wood flooring on page 282
Real wood flooring on page 284



Vinyl

Vinyl flooring is a hardwearing and practical solution that can be used to create a wide variety of looks. Not only is it quick and easy to install, vinyl flooring is slip resistant and moisture proof, so it is great for kitchens, hallways or bathrooms.



Vinyl flooring on page 286

Laminate

Our laminate flooring is easy to install and recreates the look of real wood or stone. There are other benefits too - laminate floors are suitable for use in any room, are compatible with underfloor heating, and offer great value for money.



Laminate flooring on page 288

Solid wood

An indulgent choice in flooring, our Solid Wood comes in three different finishes. You can also adjust the shine by using different varnishes, so you can find the combination that best suits your home. Whilst you may be familiar with oak flooring, bamboo is an exciting eco-friendly option that can bring a different feel to your room. Both are fully restorable solid pieces of wood which, should your flooring be damaged, can be sanded and refinished many times.



Howdens Pre-Finished
Solid Oiled Oak SDH2201/02 **P** UK 03/04 **F**
15 year guarantee



Howdens Pre-Finished
Solid Glossy Oak SDH3070 **F** /71
15 year guarantee



Howdens Pre-Finished Fast Fit
Solid Bamboo SDH2300
25 year structural guarantee, 5 year finish and wear guarantee

Pack size: 1.39m/sq



Howdens Pre-Finished Solid Oiled Oak

Real wood

If you need underfloor heating in your home but want the same look and feel of real wood, this is the flooring for you. Easily restorable if damaged, this real wood flooring can be sanded and re-finished up to three times. With eight different colourways available, real wood is a great way to add character.



Howdens Real Wood Pre-Finished Fast Fit
Light White Oak 180mm wide SDH3638
15 year guarantee

Pack size: 2.38m/sq



Howdens Real Wood Pre-Finished Fast Fit
Oak 180mm wide SDH3630 **P**
15 year guarantee

Pack size: 2.38m/sq



Howdens Real Wood Pre-Finished Fast Fit
Oak 130mm wide SDH3612
20 year guarantee

Pack size: 2m/sq



Howdens Real Wood Pre-Finished Fast Fit
Oak 3 strip SDH3220 **F**
20 year guarantee

Pack size: 3.18m/sq



Howdens Real Wood Pre-Finished Fast Fit
Light Grey Oak 180mm wide SDH3636
15 year guarantee

Pack size: 2.77m/sq



Howdens Real Wood Pre-Finished Fast Fit
Light Grey Oak 3 strip SDH3635
20 year guarantee

Pack size: 3.18m/sq



Howdens Real Wood Pre-Finished Fast Fit
Chestnut Oak 180mm wide SDH3631 **P**
15 year guarantee

Pack size: 2.38m/sq



Howdens Real Wood Pre-Finished Fast Fit
Dark Oak 180mm wide SDH3637
15 year guarantee

Pack size: 2.38m/sq



Vinyl

The truly multi-functional floor, complete with a quick-fitting system for faster and easier installation. Slip-resistant and moisture proof, this flooring can be laid throughout your entire home and is perfect for use in the kitchen and bathroom. Finished with a scratch and stain guard technology to keep it looking new for longer, it is also suitable for use with underfloor heating.

QUICK-STEP LIVYN



Quick-Step Livyn
Canyon Beige Oak SDH3689
20 year residential guarantee, 10 year commercial guarantee

Pack size: 2.105m/sq



Quick-Step Livyn
Light Natural Oak SDH3685
20 year residential guarantee, 10 year commercial guarantee

Pack size: 2.105m/sq



Quick-Step Livyn
Vintage Chestnut SDH3683
20 year residential guarantee, 10 year commercial guarantee

Pack size: 2.105m/sq



Quick-Step Livyn
Classic Natural Oak SDH3680
20 year residential guarantee, 10 year commercial guarantee

Pack size: 2.105m/sq



Quick-Step Livyn
Canyon Grey Oak SDH3681
20 year residential guarantee, 10 year commercial guarantee

Pack size: 2.105m/sq



Quick-Step Livyn
Silk Dark Grey Oak SDH3682
20 year residential guarantee, 10 year commercial guarantee

Pack size: 2.105m/sq



Quick-Step Livyn
Cottage Dark Brown Oak SDH3684
20 year residential guarantee, 10 year commercial guarantee

Pack size: 2.105m/sq



Quick-Step Livyn Canyon Beige Oak

HOWDENS PROFESSIONAL CLICK FIT VINYL

All the benefits of Vinyl flooring, our Professional Click Fit comes with an embossed surface for an authentic wood effect.



Howdens Professional Click Fit Vinyl
Light Oak SDH3640
20 year residential guarantee, 10 year commercial guarantee

Pack size: 1.76m/sq



Howdens Professional Click Fit Vinyl
Oak SDH3641
20 year residential guarantee, 10 year commercial guarantee

Pack size: 1.76m/sq

Laminate

Laminate flooring works hard in your home to provide high-quality features and performance. It gives you the look of real wood with the comfort and practicality of an easy-to-fit flooring.

QUICK-STEP IMPRESSIVE

This laminate flooring is perfect for busy areas of your home with its water repellent hydroseal coating and scratch guard technology. The V-Groove edge and textured surface gives a real wood look and is suitable for installation with underfloor heating.



Quick-Step Impressive
Grey Oak SDH2401
25 year structural guarantee, 10 year finish and wear guarantee

Pack size: 1.8350m/sq



Quick-Step Impressive
Oak SDH2402
25 year structural guarantee, 10 year finish and wear guarantee

Pack size: 1.8350m/sq

HOWDENS PROFESSIONAL FAST FIT V GROOVE

Get a truly authentic real wood look in your kitchen, bathroom or conservatory with this V-Groove laminate. The embossed surface brings the grains to life giving your flooring depth and features. With a quick fitting system and compatibility with underfloor heating, this flooring is stylish, practical and easy to install.



Howdens Professional Fast Fit V Groove
White Washed Oak SDH3590 **P**
20 year finish and wear guarantee, 5 year commercial guarantee

Pack size: 2.22m/sq



Howdens Professional Fast Fit V Groove
Light Oak SDH3592 **P**
20 year finish and wear guarantee, 5 year commercial guarantee

Pack size: 2.22m/sq



Howdens Professional Fast Fit V Groove
Tawny Chestnut Oak SDH3583 **F**
20 year finish and wear guarantee, 5 year commercial guarantee

Pack size: 2.22m/sq



Howdens Professional Fast Fit V Groove
Oak SDH3576 **F**
20 year finish and wear guarantee, 5 year commercial guarantee

Pack size: 2.22m/sq



Howdens Professional Fast Fit V Groove
American Pecan SDH3577 **F**
20 year finish and wear guarantee, 5 year commercial guarantee

Pack size: 2.22m/sq



Howdens Professional Fast Fit V Groove
Hickory SDH3575 **FUK**
20 year finish and wear guarantee, 5 year commercial guarantee

Pack size: 2.22m/sq



Quick-Step Impressive Oak

Laminate

HOWDENS PROFESSIONAL FAST FIT V GROOVE

This quick fit system laminate sports a V Groove edge and embossed surface to add an authentic wood look and feel to your flooring. Appropriate for use in bathrooms, kitchen and conservatories – it can also be used with underfloor heating.



Howdens Professional Fast Fit V Groove
Light Grey Oak SDH3578
Pack size: 2.22m/sq
20 year finish and wear guarantee, 5 year commercial guarantee



Howdens Professional Fast Fit V Groove
Dark Grey Oak SDH3582
Pack size: 2.22m/sq
20 year finish and wear guarantee, 5 year commercial guarantee



Howdens Professional Fast Fit V Groove
Grey Oak SDH3591 **P**
Pack size: 2.22m/sq
20 year finish and wear guarantee, 5 year commercial guarantee



Howdens Professional Fast Fit V Groove
Rustic Chestnut Oak SDH3581
Pack size: 2.22m/sq
20 year finish and wear guarantee, 5 year commercial guarantee



Howdens Professional Fast Fit V Groove
Dark Oak SDH3595 **P**
Pack size: 2.22m/sq
20 year finish and wear guarantee, 5 year commercial guarantee



Howdens Professional Fast Fit V Groove
Smoky Hickory SDH3584 **FUK**
Pack size: 2.22m/sq
20 year finish and wear guarantee, 5 year commercial guarantee



Howdens Professional Fast Fit V Groove
Black Oak SDH3596 **P**
Pack size: 1.99m/sq
20 year finish and wear guarantee, 5 year commercial guarantee

DECORATIVE LAMINATE

Add a stylish parquet effect floor to your kitchen, bathroom or conservatory with this easy to fit and hardy laminate. Don't compromise style over practicality, this floor can be used with underfloor heating and has a textured surface that matches the grain for an authentic wood look and feel.



Howdens Professional Chevron
Grey SDH2076 **P**
Pack size: 2.08m/sq
30 year residential finish and wear guarantee, 5 year commercial guarantee



Howdens Professional Chevron
Oak SDH2075 **P**
Pack size: 2.08m/sq
30 year residential finish and wear guarantee, 5 year commercial guarantee



Laminate

HOWDENS PROFESSIONAL

Give your room a real wood look and feel with this hard wearing and easy to fit flooring. Suitable for use with underfloor heating and in bathrooms, kitchens and conservatories.



Howdens Professional
Light Oak SDH3573 **F**
20 year finish and wear guarantee, 5 year commercial guarantee

Pack size: 2.22m/sq



Howdens Professional
Light Grey Oak SDH3588
20 year finish and wear guarantee, 5 year commercial guarantee

Pack size: 2.002m/sq



Howdens Professional
Grey Oak SDH3722 **F**
20 year finish and wear guarantee, 5 year commercial guarantee

Pack size: 2.22m/sq



Howdens Professional
Dark Grey Oak SDH3574 **F**
20 year finish and wear guarantee, 5 year medium commercial guarantee

Pack size: 2.22m/sq



Howdens Professional
Oak SDH3572 **F**
20 year finish and wear guarantee, 5 year commercial guarantee

Pack size: 2.22m/sq



Howdens Professional
Rustic Hickory SDH3720 **F**
20 year finish and wear guarantee, 5 year commercial guarantee

Pack size: 2.22m/sq



Howdens Professional
Walnut SDH570 **F**
20 year finish and wear guarantee, 5 year commercial guarantee

Pack size: 2.22m/sq



Howdens Professional
Dark Brown Oak SDH3721 **F**
20 year finish and wear guarantee, 5 year commercial guarantee

Pack size: 2.22m/sq



Laminate

HOWDENS

Our laminate flooring is suitable for use with underfloor heating and in kitchens and conservatories.



Howdens
Oak 3 strip SDH2098
7 year finish and wear guarantee

Pack size: 3m/sq



Howdens
Oak SDH2094 **P**
7 year finish and wear guarantee

Pack size: 2.73m/sq



Howdens
Grey Oak 3 strip SDH3587 **P**
7 year finish and wear guarantee

Pack size: 2.73m/sq



Howdens
Light Oak SDH2093 **P**
7 year finish and wear guarantee

Pack size: 2.73m/sq



Howdens
White Washed Oak 3 strip SDH2112 **P**
7 year finish and wear guarantee

Pack size: 2.73m/sq

Tile effect vinyl

This tile effect vinyl is suitable with underfloor heating, in bathrooms, kitchens and conservatories.



Quick-Step Livyn Tile
Cream Travertine SDH3687
20 year residential guarantee, 10 year commercial guarantee

Pack size: 2.08m/sq



Quick-Step Livyn Tile
Light Grey Travertine SDH3688 **P**
20 year residential guarantee, 10 year commercial guarantee

Pack size: 2.08m/sq



Quick-Step Livyn Tile
Black Slate SDH3686 **F**
20 year residential guarantee, 10 year commercial guarantee

Pack size: 2.08m/sq



Howdens Professional Click Fit Vinyl
Light SDH3643 **F**
20 year residential guarantee, 10 year commercial guarantee

Pack size: 1.49m/sq



Tile effect laminate

Tile effect laminates are ideal if you are looking for the attractive look of a tiled floor but a simple installation. The wide range of styles means you can pick the tile that best complements your room.

This versatile flooring is suitable for use with underfloor heating and in bathrooms, kitchens and conservatories. The V-Groove edge adds an authentic tile effect and our quick fitting system makes the job faster and easier.

HOWDENS PROFESSIONAL FAST FIT V GROOVE

Using our quick fitting system, our Fast Fit flooring is simple to install and appropriate for use with underfloor heating and in kitchens, bathrooms and conservatories. The textured surface of the tile gives your flooring an authentic tile effect.



Howdens Professional Fast Fit V Groove
White Slate SDH3598
Pack size: 2.52m/sq
20 year finish and wear guarantee, 5 year commercial guarantee



Howdens Professional Fast Fit V Groove
Light Travertine SDH3668 P
Pack size: 2.52m/sq
20 year finish and wear guarantee, 5 year commercial guarantee



Howdens Professional Fast Fit V Groove
Concrete SDH3599
Pack size: 2.52m/sq
20 year finish and wear guarantee, 5 year commercial guarantee



Howdens Professional Fast Fit V Groove
Basalt Slate Tile SDH3670
Pack size: 2.52m/sq
20 year finish and wear guarantee, 5 year commercial guarantee




Howdens Professional Fast Fit V Groove
Marble SDH3586 P
Pack size: 2.53m/sq
20 year finish and wear guarantee, 5 year commercial guarantee



Howdens Professional Fast Fit V Groove
Grey Slate SDH3585 P
Pack size: 2.53m/sq
20 year finish and wear guarantee, 5 year commercial guarantee



Howdens Professional Fast Fit V Groove
Grey Stone SDH3601
Pack size: 2.53m/sq
20 year finish and wear guarantee, 5 year commercial guarantee



Howdens Professional Fast Fit V Groove
Midnight Slate SDH3600
Pack size: 2.52m/sq
20 year finish and wear guarantee, 5 year commercial guarantee



Tile effect laminate

HOWDENS PROFESSIONAL FAST FIT

This flooring is suitable for use in bathrooms, kitchens, conservatories and with underfloor heating. The textured surface provides an authentic slate tile effect and with our quick fitting system, it's fast and easy to install.



Howdens Professional Fast Fit
Slate SDH2089 **F**
20 year finish and wear guarantee, 5 year commercial guarantee

Pack size: 2.5m/sq

HOWDENS PROFESSIONAL CONTINUOUS

The textured surface of our continuous tile effect laminate gives it an authentic look and feel with a non-repeating pattern. Suitable for use with underfloor heating and in bathrooms, kitchens and conservatories.



Howdens Professional Continuous
Light Stone SDH2088 **P**
30 year finish and wear guarantee, 5 year commercial guarantee

Pack size: 2.32m/sq



Howdens Professional Continuous
Limestone SDH2083 **P**
30 year finish and wear guarantee, 5 year commercial guarantee

Pack size: 2.32m/sq



Howdens Professional Continuous
Natural Stone SDH2082 **P**
30 year finish and wear guarantee, 5 year commercial guarantee

Pack size: 2.32m/sq



Howdens Professional Continuous
Black Slate SDH2084 **P**
30 year finish and wear guarantee, 5 year commercial guarantee

Pack size: 2.32m/sq

HOWDENS PROFESSIONAL RANDOM EFFECT

This hard-wearing flooring is easy to keep clean and can be used in a bathroom, kitchen or conservatory – it is also suitable for use with underfloor heating. The random effect tiles come with a textured surface and grout lines for a truly authentic slate tile effect.



Howdens Professional Random Effect
Slate SDH3652 **P**
20 year finish and wear guarantee, 5 year commercial guarantee

Pack size: 2.53m/sq



Howdens Professional Random Effect Slate



Your tools & inspiration

Howdens pride themselves on using social media. Connect with us on our various social media channels.

CREATE YOUR OWN MOODBOARD

A mood board is a collection of things you like and that inspire you. This can be anything from images, textures and patterns. Pinterest offers a diverse collection of images curated by other users and us.



For kitchen inspiration follow us on Pinterest
www.pinterest.co.uk/howdenskitchensandjoinery



VISUALISE YOUR DREAM KITCHEN

Explore different kitchen designs using our Kitchen Visualiser – an online kitchen planner. This kitchen design tool lets you pair cabinets, worktops, flooring and more to create an online kitchen design. You can use it to refine your ideas and share your vision with your builder.

For kitchen inspiration & visualiser
www.howdens.com/advice-inspiration/kitchen-visualiser



★ Trustpilot

Don't just take our word for it. Read what are people saying about us. Trustpilot is an independent review website open to everyone.

“Fantastic service, best price, excellent communications throughout. Great variety to suit any budget. Will use again and would recommend family and friends to do so.”

David Reynolds 01/06/2018

9.4 out of 10*

Excellent



www.uk.trustpilot.com/review/www.howdens.com

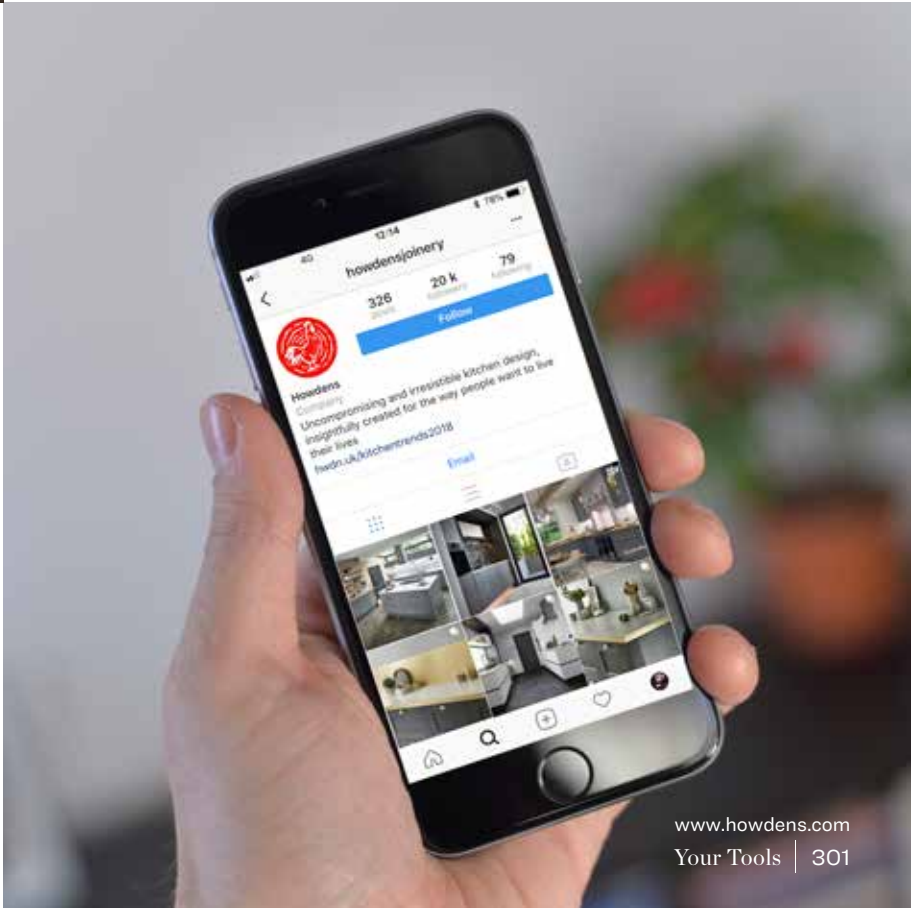
GET INSPIRATION FOR YOUR KITCHEN DESIGN

Follow us on Instagram to see the latest in kitchen design trends and information on our new kitchen ranges. Don't forget to share designs that you've found on Instagram with our team. They can incorporate these looks into your kitchen design.



See our latest social posts on Instagram
www.instagram.com/howdensjoinery

*Correct as of July 2018



www.howdens.com
Your Tools | 301

Standards & accreditations

We recognise the importance of exceeding our customers' expectations so, when it comes to manufacturing and testing our kitchen components, we go above and beyond regular industry standards. You can be assured that you are buying quality products that will look good and function perfectly for many years to come.

MANUFACTURING & GUARANTEES

- All of our kitchen cabinets, laminate worktops, breakfast bars, upstands, backboards and a selection of our kitchen doors and mouldings are manufactured in the UK as indicated in this brochure
- All manufacturing sites hold BS ENISO9001:2008 Quality Management System Requirements
- All manufacturing, warehouse and distribution sites hold BS ENOHSAS18001 (Health and Safety Standard)
- FIRA accreditation and FIRA Gold award for product excellence on rigid cabinets and kitchen ranges
- All worktops come with a 1 year manufacturer's guarantee. In the unlikely event of a defect in manufacturing or raw materials, we will happily replace any worktop promptly and without charge
- Selected worktops use chipboard complying with BS EN312:2010 Type P3
- All lighting comes with a 2 year guarantee*. In the unlikely event of a defect in manufacturing or raw materials, we will happily replace any lighting product promptly and without charge
- All appliances meet safety requirements of British and European Standards
- All Lamona appliances and a selection of unbranded appliances come with a 2 year manufacturer's guarantee from date of purchase
- Howdens is working in partnership with the Association of Manufacturers of Domestic Appliances (AMDEA), supporting the Register My Appliance initiative
- All sinks are manufactured to European Standards BS EN13310:2015
- All Lamona taps comply with the Water Supply (Water Fittings) Regulations 1999
- FSC® or PEFC™ certification on selected products

TESTING

- A range of rigid cabinets tested to BS6222:2009 Part 2 Level H^{*1}, BS EN14749:2016 Domestic and kitchen storage units and worktops and BS6222:1999 Part 3 Domestic Kitchen equipment: Durability of surface finish and adhesion of surfacing and edging materials
- Laminate worktops tested to BS6222:1999 Part 3
- All matt laminate 28mm with P3 grade moisture resistance worktops are tested to and meet FIRA Gold Award standards





COMMITMENT TO THE ENVIRONMENT

We are committed to protecting the environment, which is why 100% of the timber or timber-based products we manufacture are all FSC® certified and legally harvested from sustainable and renewable sources and produced in a socially responsible way. All our packaging is also from recycled or certified sources.

ENVIRONMENT

- FSC® certification on selected ranges
- FSC® certification on laminate worktops and breakfast bars (excluding upstands and backboards) and PEFC™ certification on all upstands
- All manufacturing and warehouse sites have achieved ISO 14001 for environmental standards
- Howdens Joinery Group PLC has been certified for real carbon reduction and commitment to ongoing reductions



The mark of responsible forestry



www.pefc.org



Register my appliance



Awarded to:
Howdens Joinery Group plc



Our depots

With over 650 depots around the UK we may be nationwide company but, at heart, we are a truly local business. All of our products are kept in stock at your local depot, including everything your builder needs to create your kitchen. Each depot has long-standing relationships with its local builders and trade professionals, and is committed to providing exceptional service.

DESIGN & PLANNING

When you are ready to start planning your kitchen, contact your local trade professional to arrange a free home survey and kitchen design service. One of our trained designers will visit your home to measure your space and discuss your requirements and our complete product offering.



EAST ANGLIA

BEDFORDSHIRE

Bedford

Arkwright Road Industrial Estate MK42 0LQ
01234 363 410

Bedford Elm Farm

Viking Industrial Estate MK41 0LZ
01234 573 100

Leighton Buzzard

Chiltern Trading Estate LU7 4TU
01525 377 820

Luton

Stadium Estate LU4 0JF
01582 598 536

Luton Thistle Road

Windmill Trading Estate LU1 3XJ
01582 772 100

Sandy

Middlefield Industrial Estate SG19 1RS
01767 691 158

CAMBRIDGESHIRE

Cambridge

Coldhams Road CB1 3EW
01223 247 238

Cambridge Clifton Road

Clifton Road Industrial Estate CB1 7EA
01223 791 100

Huntingdon

St. Margaret's Way PE29 6EB
01480 450 270

March

Westry Avenue PE15 0BN
01354 661 141

Nuffield

Nuffield Close CB4 1SS
01223 791 300

Peterborough

24 Harvester Way PE1 5UT
01733 554 251

Peterborough North

Brassey Close PE1 2AZ
01733 482 000

Royston

Orchard Road SG8 5HN
01763 257 812

St. Ives

Edison Road PE27 3LF
01480 468 755

St Neots

Little End Road PE19 8JH
01480 407 186

ESSEX

Barking

The Invicta Centre IG11 OAS
020 8591 2710

Basildon

Yardley Business Park SS14 3GL
01268 272 340

Braintree

Charter Way Business Park CM77 8YJ
01376 327 472

Brentwood

43 Tallon Road CM13 1TG
01277 263 847

Chelmer

Northumberland Court CM2 6UW
01245 782 000

Chelmsford

Chelmsford Trade Park CM1 3AR
01245 269 424

Clacton on Sea

Gorse Lane Industrial Estate CO15 4LT
01255 428 831

Colchester

Altbarn Industrial Estate CO2 8LG
01206 863 568

Colchester North

Cowdray Trade Park
CO1 1BX
01206 372 100

Dagenham

Heathway Industrial Estate
RM10 8PN
020 8984 8480

Grays

Cliffside Industrial Estate
RM20 3XD
01708 869 461

Hainault

40-44 Peregrine Road IG6 3SZ
020 8500 9700

Harlow

Burnt Mill Industrial Estate CM20 2HS
01279 445 816

Hockley

Eldon Way Trading Estate SS5 4AD
01702 201 266

Ilford

350-362 High Road IG1 1QP
020 8514 4211

Maldon

Riverside Industrial Estate CM9 4LD
01621 272 320

Rayleigh

Stadium Trading Estate SS7 3TS
01268 774 578

Romford

King George Close RM7 7PN
01708 756 603

Saffron Walden

Veerman Park CB10 2UP
01799 642 000

Southend

Temple Farm Industrial Estate SS2 5RD
01702 601 496

Upminster

Upminster Trading Park
RM14 3PJ
01708 544 400

Wickford

Capitol Industrial Estate SS11 8YW
01268 600 900

Witham

Eastways Industrial Park CM8 3YQ
01376 542 900

HERTFORDSHIRE

Barnet

Fortune House Moxon Street EN5 5TS
020 8440 5990

Bishops Stortford

Stortford Hall Industrial Park CM23 5GZ
01279 501 184

Borehamwood

9 Chester Road WD6 1LT
020 8327 0216

Hemel Hempstead

Saracen Industrial Estate
HP2 7BJ
01442 231 563

Hertford

Merchant Drive SG13 7AY
01992 602 000

Hitchin

Hillgate, Wilbury Way, SG4 0RY
01462 212 000

Hoddesdon

Trident Industrial Estate
EN11 0WZ
01992 602 300

Letchworth

Dunhams Court SG6 1WB
01462 675 951

Potters Bar

Cranborne Industrial Estate EN6 3JN
01707 446 600

St. Albans

10 Brick Knoll Park AL1 5UG
01727 850 734

Stevenage

Arlington Business Park SG1 2BD
01438 723 115

Watford

Olds Approach WD18 9TD
01923 772 967

Watford North

Imperial Way WD24 4YX
01923 524 000

Welham Green

Travellers Lane AL9 7HB
01707 446 300

Welwyn

Prime Point Bessemer Road AL7 1FE
01707 339 465

NORFOLK

Cromer

Stonehill Way NR27 9JW
01263 515 973

Dereham

Greens Road NR20 3TL
01362 242 000

Diss

Court Industrial Estate IP22 4HQ
01379 651 988

Fakenham

Wyman's Way NR21 8NT
01328 222 000

Great Yarmouth

Bessemer Way NR31 0NE
01493 662 040

Kings Lynn

St. Andrews Court PE30 4LS
01553 772 881

Norwich

93 Whiffler Road NR3 2AW
01603 407 624

Norwich South

White Lodge Trading Estate NR4 6DG
01603 580 100

Thetford

Burrell Way IP24 3RW
01842 763 908

SUFFOLK

Bury St. Edmunds

Moreton Hall Industrial Estate IP32 7BY
01284 760 243

Haverhill

Moonhall Business Park CB9 7AA
01440 282 100

Ipswich

Crompton Road IP2 0UQ
01473 230 224

Lowestoft

Pinbush Road NR33 7NL
01502 576 942

Martlesham Heath

25 Anson Road IP5 3RG
01473 613 170

Newmarket

Newmarket Business Park CB8 7EA
01638 661 976

Sudbury

Addison Road CO10 2YW
01787 376 576

MIDLANDS

DERBYSHIRE

Alfreton

Salcombe Road DE55 7RG
01773 351 000

Ashbourne

Airfield Industrial Estate DE6 1HA
01335 832 000

Buxton

Rockhead Business Park SK17 9RZ
01298 23568

Chesterfield

Whitting Valley Road S41 9EY
01246 268 691

Chesterfield Hasland

Avenue 4, Storforth Lane Trading Estate,
S41 0SN
01246 400 200

Derby

Sydney Robinson Business Park DE24 8EH
01332 754 000

Derby Chester Green

Eagle Park DE21 4AE
01332 452 200

Dronfield

Wreakes Lane S18 1LN
01246 400 100

Glossop

Etherow Industrial Estate SK13 2NS
01457 862 852

Ilkeston

Quarry Court Industrial Estate DE7 4RA
01159 041 400

Long Eaton

Welton Business Park NG10 1PX
0115 904 0700

Matlock

Brookfield Industrial Estate DE4 5ND
01629 270 000

HEREFORDSHIRE

Hereford

Holmer Road HR4 9RX
01432 370 143

Leominster

Southern Avenue Industrial Estate HR6 0RL
01568 614 904

Ross on Wye

Alton Business Park HR9 5BP
01989 763 170

LEICESTERSHIRE

Coalville

4 Snibston Drive LE67 3NQ
01530 202 100

Hinckley

Harrowbrook Industrial Estate LE10 3DE
01455 432 000

Leicester

Chartwell Trading Estate LE18 2FL
01162 571 769

Loughborough

Swingbridge Trading Estate LE11 5JF
01509 241 551

Market Harborough

Welland Road Business Park
LE16 7PS
01858 434 232

Melton Mowbray

Thorpe Road LE13 1SQ
01664 262 100

Thurmaston

Troon Industrial Estate LE4 9HU
01162 769 496

LINCOLNSHIRE

Boston

Norfolk Street Industrial Estate PE21 9HG
01205 354 192

Bourne

Cherry Holt Road PE10 9LA
01778 350 000

Brigg

Atherton Way DN20 8AR
01652 450 000

Cleethorpes

Wilton Road Industrial Estate DN36 4AW
01472 330 100

Gainsborough

Corringham Road Industrial Estate DN21 1QB
01427 677 229

Grantham

Henry Bell Industrial Estate NG31 7DB
01476 594 262

Grimsby

Acorn Industrial Estate DN31 2SG
01472 353 050

Lincoln

Tritton Road LN6 7QY
01522 698 046

Lincoln North

Outer Circle Road LN2 4JA
01522 313 200

Louth

Fairfield Industrial Estate LN11 0UD
01507 610 893

Scunthorpe

Queensway Industrial Estate DN16 1AE
01724 279 709

Skegness

Heath Road PE25 3ST
01754 760 951

Sleaford

111 East Road NG34 7EH
01529 309 407

Spalding

Wardentree Lane PE11 3UF
01775 711 833

Stamford

Stamford Business Park PE9 1XT
01780 764 520

NORTHAMPTONSHIRE

Brackley

Arrow Park NN13 5SZ
01280 710 100

Brackmills Northampton

Brackmills Trade Park NN4 7PX
01604 224 500

Corby

Phoenix Trading Centre NN17 5VF
01536 202 289

Daventry

Broad March Industrial Estate NN11 4HE
01327 876 632

Kettering

Baron Avenue NN16 8UW
01536 522 927

Northampton

St. James Mill Road NN5 5JR
01604 590 048

Wellingborough

Ise Valley Industrial Estate NN8 4BH
01933 278 250

NOTTINGHAMSHIRE

Arnold

Brookfield Road NG5 7FJ
01159 208 666

Mansfield

Hermitage Lane Industrial Estate NG18 5ES
01623 629 631

Mansfield Woodhouse

Old Mill Lane Industrial Estate NG19 9BG
01623 500 000

Newark

Brunel Drive NG24 2EG
01636 612 500

Nottingham

Queensdrive Industrial Estate NG2 1LT
01159 985 0645

Retford

Hallcroft Road DN22 7SS
01777 360 900

Worksop

Dukeries Industrial Estate S81 7DW
01909 532 451

SHROPSHIRE

Oswestry

Maesbury Road Industrial Estate SY10 8RA
01691 662 917

Shrewsbury

Lancaster Road Harlescott SY1 3LG
01743 460 067

Telford

Stafford Park 4 TF3 3BA
01952 299 682

Whitchurch

Mullbry Business Park SY13 1LJ
01948 320 000

STAFFORDSHIRE

Biddulph

Victoria Business Park ST8 7PL
01782 445 000

Burton Upon Trent

Falcon Business Centre DE14 1SG
01283 517 869

Cannock

Online Business Centre WS11 0LR
01543 202 000

Fenton

City Park Trading Estate ST4 2TE
01782 445 100

Leek

Leekbrook Industrial Estate ST13 7AP
01538 310 000

Lichfield

Britannia Enterprise Park
WS14 9UX
01543 264 581

Newcastle Under Lyme

Brookhouse Road ST5 7RU
01782 562 881

Stafford

St. Albans Road Industrial Estate ST16 3DR
01785 244 056

Stoke

Waterloo Road Cobridge ST6 3HX
01782 209 691

Tamworth

Tame Valley Industrial Estate B77 5DF
01827 200 050

Uttoxeter

Dovefields Industrial Estate ST14 8AL
01889 212 000

WARWICKSHIRE

Leamington Spa

Heathcote Industrial Estate CV34 6TJ
01926 430 680

Nuneaton

Trident Business Park CV11 4PN
02476 348 479

Rugby

64 & 66 Somers Road CV22 7DH
01788 536 454

Stratford

Avenue Farm Industrial Estate CV37 0HR
01789 262 443

WEST MIDLANDS

Aston

Thimble Mill Lane B6 7RA
0121 328 5616

Binley

Golden Acres Lane CV3 2RT
024 7690 0200

Coventry

Lockhurst Lane Holbrooks CV6 5NJ
024 7666 4301

Digbeth

Bullring Trading Estate
High Street B12 0NB
0121 203 0800

Dudley

Ionic Park Birmingham New Road DY1 4SR
0121 203 3900

Garretts Green

Garretts Green Trading Estate B33 0TD
0121 789 9800

Halesowen

Shenstone Trading Estate B63 3XB
0121 501 1621

Hall Green

Spring Road Tyseley B11 3DJ
0121 707 7483

Longbridge

Parsonage Drive B45 8AS
0121 203 1500

Merry Hill

Enterprise Trading Estate DY5 1TX
01384 486 245

Minworth

Minworth Industrial Estate B76 1DH
0121 203 0500

Perry Barr

399 Walsall Road B42 1BT
0121 203 5000

Solihull

The Highlands Maidwell Drive B90 4QN
0121 203 0600

Stirchley

Stirchley Trading Estate B30 2PF
0121 459 4635

Stourbridge

Stourbridge Industrial Estate DY8 1JN
01384 302 030

Walsall

Green Lane Birchills WS2 8JG
01922 647 489

West Bromwich

27 Birmingham Road B70 6RR
0121 525 4317

Willenhall

Key Industrial Park
Planetary Road WV13 3YA
01902 726 943

Wolverhampton

Shaw Road Bushbury WV10 9LA
01902 588 800

WORCESTERSHIRE

Bromsgrove

Sherwood Road B60 3DR
01527 212 000

Droitwich

Berry Hill Industrial Estate
WR9 9AH
01905 522 300

Evesham

St. Richards Road WR11 1XJ
01386 48763

Kidderminster

Worcester Road DY10 1HY
01562 67874

Malvern

Spring Lane Industrial Estate WR14 1BY
01684 462 100

Redditch

Enfield Industrial Estate B97 6BG
01527 597 153

Worcester

Countrywide Trading Estate WR4 9AB
01905 612 840

Worcester South

Venture Business Park Weir Lane WR2 4AY
01905 522 050

SCOTLAND

Aberdeen

17-39 Ann Street AB25 3LH
01224 637 812

Airdrie

Watt Street ML6 6LZ
01236 753 999

Alloa

The Trade Centre FK10 1RX
01259 280 900

Anniesland

Anniesland Business Park G13 1EU
0141 959 9356

Arbroath

Elliott Industrial Estate DD11 2NJ
01241 202 000

Ardrossan

122 Dalry Road KA22 7JT
01294 242 000

Aviemore

Dalffaber Industrial Estate PH22 1ST
01479 812 746

Ayr

Old Farm Industrial Estate KA8 9ST
01292 289 461

Baluniefield

Baluniefield Trading Estate
DD4 8UT
01382 240 100

Bathgate

Inchwood Business Park EH48 2FY
01506 450 000

Bellshill

23 James Street ML4 3LU
01698 849 788

Berwick

Tweedside Trading Estate TD15 2XF
01289 307 830

Bonnyrigg

Butlerfield Industrial Estate EH19 3JQ
01875 221 200

Bridge of Don

Denmore Industrial Estate
AB23 8EF
01224 820 558

Buckie

2a March Road West AB56 4BU
01542 452 000

Campbeltown

Snipefield Industrial Estate
PA28 6SY
01586 551 826

Carluke

Craignethan Nethan Road ML8 5UF
01555 772 610

Castle Douglas

Abercromby Road Industrial Park DG7 1LH
01556 505 301

Coatbridge

4 South Caldeen Road ML5 4EG
01236 449 786

Cumbernauld

1 Tollpark Road Ward Park East G68 0LW
01236 736 115

Cumnock

Glaismock Glen KA18 3BP
01290 642 600

Cupar

Eden Valley Business Park
KY15 4RB
01334 659 170

Dingwall

Dochcarty Road IV15 9UG
01349 866 370

Dumbarton

Broadmeadow Industrial Estate G82 2RE
01389 742 976

Dumfries

St. Marys Industrial Estate DG1 1NA
01387 247 673

Dunbar

Spott Road Industrial Estate EH42 1RS
01368 864 984

Dundee

Dryburgh Industrial Estate DD2 3QQ
01382 889 486

Dunfermline

Elgin Industrial Estate KY12 7SN
01383 624 247

East Kilbride

5 Hawbank Road G74 5ET
01355 570 454

East Tullos

The Springfield Centre AB12 3AX
01224 444 200

Edinburgh

South Fort Business Park EH6 4DL
0131 553 6518

Elgin

36 Tyock Industrial Estate IV30 1XY
01343 541 250

Ellon

Broomiesburn Road AB41 9RD
01358 422 000

Falkirk

Middlefield Industrial Estate FK2 9HQ
01324 621 680

Forfar

Suttieside Industrial Estate DD8 3BT
01307 465 524

Fort William

Claggan Road PH33 6PH
01397 703 355

Fraserburgh

South Harbour Road AB43 9TA
01346 516 447

Galashiels

Netherdale Industrial Estate TD1 3EY
01896 757 438

Glasgow

148 Helen Street Govan G51 3JS
0141 445 2283

Glenrothes

Eastfield Industrial Estate KY7 4PE
01592 770 479

Gorgie

Westfield Street EH11 2QQ
0131 346 7400

Greenock

Cappielow Industrial Estate
PA15 2TQ
01475 784 809

Hamilton

Hillhouse Industrial Estate
ML3 9SN
01698 207 328

Hawick

Burnfoot Industrial Estate TD9 8RJ
01450 342 000

Invergordon

Inverbreakie Industrial Estate IV18 OQR
01349 854 110

Inverness

Longman Industrial Estate IV1 1SN
01463 239 500

Inverurie

Harlaw Industrial Estate AB51 4SG
01467 629 719

Irvine

South Newmoor Industrial Estate KA11 4HW
01294 203 667

Isle of Skye

Dunvegan Road Portree IV51 9HF
01478 612 904

Kelso

Pinnaclehill Industrial Estate TD5 8DW
01573 229 483

Kilmarnock

Glencairn Industrial Estate KA1 4AZ
01563 571 850

Kinning Park

Kingston Bridge Trading Estate G5 8SG
0141 429 2580

Kirkcaldy

Hayfield Industrial Estate KY2 5DH
01592 265 380

Kirkintilloch

Old Mill Park Industrial Estate G66 1SS
0141 776 5672

Linlithgow

Mill Road Industrial Estate EH49 7SF
01506 670 940

Livingston

Houstoun Industrial Estate EH54 5DE
01506 444 358

Montrose

Waldron Road DD10 9BD
01674 676 967

Mount Vernon

2206 London Road G32 8YQ
0141 233 3330

Musselburgh

Newhailes Industrial Estate EH21 6SY
0131 665 7603

Nairn

Balmakeith Industrial Estate IV12 5QW
01667 262 100

Newbridge

Clifton Trading Estate EH28 8TP
0131 255 2000

North Muirton

Acorn Business Centre, Arran Road PH1 3DZ
01738 255 000

Oban

Sinclair Drive PA34 4DR
01631 567 083

Paisley

Baltic Business Park PA3 1QN
0141 840 4881

Penicuik

Eastfield Industrial Estate EH26 8HA
01968 679 763

Perth

76 Edinburgh Road PH2 8DR
01738 630 344

Peterhead

Blackhouse Industrial Estate AB42 1BQ
01779 480 579

Pollokshaws

45 Hagsg Road G41 4AP
0141 233 0600

Port Dundas

The Point Saracen Street G22 5HT
0141 332 5850

Prestonfield

38 Kings Haugh Prestonfield Park EH16 5UY
0131 255 0000

Rutherglen

Shawfield Industrial Estate G73 1DB
0141 647 4232

Sighthill

Bankhead Crossway North EH11 4BP
0131 442 3952

Stirling

Springkerse Industrial Estate FK7 7UU
01786 445 512

Stonehaven

Spurryhillock Industrial Estate AB39 2NH
01569 622 000

Stranraer

Blackparks Industrial Estate DG9 7DD
01776 705 745

Thornliebank

Thornliebank Industrial Estate G46 8NL
0141 638 9835

Thurso

13-15 Ormile Industrial Estate KW14 7QU
01847 891 870

Wishaw

Netherton Industrial Estate ML2 0EG
01698 355 409

LONDON**Acton**

Acton Park Estate W3 7QS
020 8735 1829

Balham

10-12 Weir Road SW12 0NA
020 8675 4933

Battersea

39-41 Stewarts Lane SW8 3HE
020 7498 9023

Bermondsey

Bermondsey Trading Estate SE16 3LL
020 7231 4891

Biggin Hill

Airport Trading Estate TN16 3BW
01959 212 000

Bow

1-37 Autumn Street E3 2TT
020 7987 6136

Brentford

Amalgamated Drive TW8 9EZ
020 8758 0893

Brixton

Ellerslie Square Industrial Estate SW2 5DZ
020 7274 9094

Charlton

Meridian Trading Estate SE7 7SW
020 8293 4284

Chingford

Highams Park Industrial Park E4 9JD
020 8523 4900

Colindale

Capitol Way NW9 0EW
020 8905 8456

Dulwich

Goose Green Trading Estate
SE22 9BN
020 8693 1213

Enfield

Trafalgar Trading Estate EN3 7TY
020 8805 6257

Feltham

North Feltham Trading Estate TW14 0TW
020 8893 1945

Finchley

Finchley Industrial Estate N12 8QA
020 8445 4009

Fulham

117-121 Wandsworth Bridge Road SW6 2TP
020 7751 3471

Great Cambridge Road

Great Cambridge Industrial Estate EN1 1SH
020 8805 1324

Greenford

401-409 Oldfield Lane UB6 0NB
020 8578 2590

Harlesden

Gateway Trading Estate NW10 6RJ
020 8964 8144

Harrow

Barratt Way Industrial Estate HA3 5TJ
020 8427 7281

Hayes

Clayton Business Centre UB3 1RT
020 8756 1018

Highbury

Frogmore Industrial Estate N5 2PL
020 7226 8272

Hornsey

Cranford Way Industrial Estate N8 9DG
020 8342 5261

Hounslow

National Works Industrial Estate TW4 7EA
020 8569 5024

Kentish Town

Regis Road NW5 3EW
020 7267 9863

King's Cross

143 Caledonian Road N1 0SL
020 7713 8000

Lewisham

Chiltonian Industrial Estate SE12 0TX
020 8318 9488

Leyton

Orient Industrial Park E10 7DE
020 8556 8714

Merton

Nelson Trading Estate SW19 3BL
020 8544 1415

Mitcham

Wates Way CR4 4HR
020 8640 4571

Orpington

Brook Industrial Park BR5 3TX
01689 873 570

Park Royal

Grand Union Industrial Estate NW10 7UL
020 8961 7904

Peckham

Kent Park Industrial Estate SE15 1LR
020 7277 9603

Putney

3 Keswick Road SW15 2HL
020 8871 0220

Ruislip

Westgate 40 Bradfield Road HA4 0NU
020 8423 9300

Shadwell

44-48 Brodlove Lane E1W 3DB
020 7791 1696

Southall

Great Western Trade Park UB2 4SD
020 8813 8208

Southgate

Brunswick Industrial Park N11 1JL
020 8368 5763

Stanmore

494-496 Honeypot Lane HA7 1JR
020 8952 9044

Staples Corner

1000 North Circular Road
NW2 7JP
020 8452 8084

Sydenham

Sydenham Industrial Estate SE26 5BA
020 8676 9259

Tottenham

St. Georges Industrial Estate N22 5QL
020 8888 7126

Twickenham

Twickenham Trading Estate TW1 1DQ
020 8744 3040

Uxbridge

Cowley Mill Trading Estate UB8 2YG
01895 272 678

Walthamstow

101 Blackhorse Lane E17 6DJ
020 8531 8413

Wandsworth

Sergeants Industrial Estate SW18 4DJ
020 8874 2605

West Norwood

3 Knights Hill Square SE27 0HP
020 8761 3491

Willesden

Chapman Park Industrial Estate NW10 2DY
020 8451 6982

Wimbledon

Durnsford Road Industrial Estate SW19 8UG
020 8944 7160

NORTH WEST

CHESHIRE

Altrincham

Atlantic Street Broadheath WA14 5BT
0161 929 4919

Cheadle

Stanley Green Trading Estate SK8 6RX
0161 486 9548

Chester

Sealand Road Industrial Estate CH1 4NS
01244 370 895

Crewe

Marshfield Bank Employment Park CW2 8UY
01270 509 144

Knutsford

Parkgate Industrial Estate WA16 8XN
01565 625 972

Macclesfield

Adelaide Street SK10 2QS
01625 428 758

Northwich

Warrington Old Road CW9 5LH
01606 392 500

Reddish

Hammond Business Park SK4 1PQ
0161 476 6313

Runcorn

Melba House Picow Farm Road WA7 4UG
01928 212 000

Stockport

Hillgate Business Centre SK1 3AU
0161 429 9183

Warrington

New Cut Lane Woolston WA1 4AG
01925 850 468

Westbrook

Taurus Business Park WA5 7ZT
01925 302 400

Widnes

Violet Street WA8 7SB
0151 257 7094

Winsford

Winsford Industrial Estate CW7 3RL
01606 559 414

CUMBRIA

Barrow

Walney Road Industrial Estate LA14 5UZ
01229 821 449

Carlisle

Currock Road CA2 5AE
01228 810 821

Kendal

Mintsfeet Industrial Estate LA9 6LZ
01539 725 864

Keswick

Southey Hill Trading Estate CA12 5ND
01768 775 616

Kingstown

Leabank Road CA3 0HB
01228 690 600

Penrith

Hartness Road CA11 9BD
01768 210 669

Whitehaven

Mire House CA28 9HY
01946 691 669

Workington

Clay Flats Industrial Estate CA14 3YE
01900 63296

GREATER MANCHESTER

Heywood

Lemon Park Industrial Estate OL10 2EW
01706 202 400

Hollinwood

Victoria Trading Estate
Drury Lane OL9 7PJ
0161 259 9800

Horwich

Lodge Bank Industrial Estate BL6 5HY
01204 342 000

Irlam

Fairhills Business Park
Woodrow Way M44 6ZQ
0161 775 7040

Manchester

Manchester Industrial Park M40 5AX
0161 205 7541

Middleton

Rule Business Park Grimshaw Lane M24 2AE
0161 654 6311

Openshaw

The City Works Welcomb Street M11 2NB
0161 259 9400

Radcliffe

Bracken Trade Park Dumers Lane BL9 9QP
0161 764 2711

Salford

Houston Park Montford Street M50 2RP
0161 737 1152

Stretford

Stretford Motorway Estate M32 0ZH
0161 259 2950

Walkden

Oakhill Trading Estate M28 3PT
01204 343 000

Wardley

Wardley Industrial Estate M28 2LA
0161 259 1100

Wythenshawe

Roundthorne Industrial Estate M23 9GB
0161 259 7300

LANCASHIRE

Accrington

Accrington Trade Park BB5 1DD
01254 395 351

Ashton Under Lyne

Park Parade Industrial Estate OL6 7PP
0161 339 0550

Blackburn

69 Kings Street BB2 2DT
01254 678 062

Blackpool

Mowbray Drive FY3 7UN
01253 232 000

Bolton

192 Bark Street BL1 2AZ
01204 528 785

Burnley

Westgate Trading Estate BB11 1RT
01282 830 329

Bury

Freetown Business Park BL9 6HD
0161 764 3162

Chorley

East Chorley Business Centre PR6 0BJ
01257 279 493

Clitheroe

Corner of Peel Street BB7 1AQ
01200 458 112

Darwen

March House Mill BB3 3JJ
01254 752 000

Fleetwood

Copse Road FY7 6RP
01253 777 036

Garstang

Manor Park Estate Green Lane West PR3 1NJ
01995 282 000

Haslingden

Three Points Business Park BB4 5EH
01706 831 269

Lancaster

Lune Industrial Estate Thetis Road LA1 5QP
01524 532 300

Leigh

Acorn Court Butts Street WN7 3DD
01942 682 781

Leyland

Osprey Place PR26 7EW
01772 641 776

Lytham St Annes

Queensway Industrial Estate FY8 3HE
01253 729 246

Morecambe

Northgate Business Park LA3 3BB
01524 840 863

Nelson

North Valley Forge Business Park BB9 8TU
01282 615 311

Oldham

Oldham Central Trading Park OL1 4EB
0161 620 9898

Ormskirk

Burscough Road L39 2AN
01695 402 500

Poulton Le Fylde

Millennium Court Furness Drive FY6 8JS
01253 895 891

Preston

Preston Trade Park Ribbleson Lane PR1 5AU
01772 651 500

Rochdale

Scotts Industrial Park OL16 5NA
01706 868 465

Wigan

Edith Street WN3 4AJ
01942 239 721

MERSEYSIDE

Birkenhead

Express Way Business Park CH42 1NB
0151 641 9512

Bootle

Kingfisher Business Park L20 6PF
0151 933 8484

Bromborough

Croft Business Park Caldbeck Road CH62 3PL
0151 334 6540

Brunswick

Summers Road L3 4BL
0151 708 8667

Ellesmere Port

Junction 8 Business Centre CH65 3BS
0151 356 8594

Huyton

Huyton Trade Estate Wilson Road L36 6JG
0151 449 0211

Knowsley

The Web Complex Admin Road L33 7TA
0151 546 4516

Liverpool

Erskine Industrial Estate L6 1NA
0151 260 2114

Moreton

Tarran Way Industrial Estate CH46 4TT
0151 678 5800

Southport

Blowick Industrial Estate PR9 7RU
01704 533 037

Speke

Phoenix Park Off Goodlass Road L24 9HL
0151 486 6373

St. Helens

Sherdley Industrial Estate WA9 5JE
01744 615 275

NORTH EAST

CLEVELAND

Guisborough

Victoria Court Rectory Lane TS14 7GA
01287 582 000

Hartlepool

Longhill Industrial Estate TS5 1PU
01429 275 914

Middlesbrough

Lawson Industrial Estate TS3 6QL
01642 248 874

Redcar

Limerick Road Dormanstown TS10 5JU
01642 472 501

Stockton on Tees

Portrack Industrial Estate TS18 2PH
01642 612 603

DURHAM

Bishop Auckland

Abraham Enterprise Park DL14 9TT
01388 459 675

Consett

Number One Industrial Estate DH8 6SZ
01207 402 000

Darlington

North Road Industrial Estate DL3 0XA
01325 486 723

Durham

Belmont Industrial Estate DH1 1TF
0191 375 7470

Peterlee

South West Industrial Estate SR8 2LS
0191 569 3650

Preston Farm

Preston Farm Industrial Estate TS18 3BP
01642 426 100

Yarm Road

Yarm Road Trade Park DL1 4WF
01325 202 000

NEWCASTLE / TYNE & WEAR Benton

North Tyne Industrial Estate NE12 9SZ
0191 270 0516

Brough Park

Brough Park Industrial Estate NE6 2YF
0191 265 5366

Gateshead

Neilson Road NE10 0EF
0191 477 7568

Kingston Park

Airport Industrial Estate NE3 2EF
0191 434 0800

Leechmere

Leechmere Industrial Estate SR2 9TW
0191 523 9981

Newcastle Scotswood

Newcastle Trade Centre NE4 7BG
0191 272 3529

South Shields

Middlefields Industrial Estate NE34 0NU
0191 454 3909

Sunderland

Sunderland Enterprise Park SR5 2TF
0191 564 1675

Team Valley

Kingsway Interchange NE11 0JY
0191 434 0900

NORTH YORKSHIRE

Catterick

Walkerville Industrial Estate DL9 4SA
01748 876 979

Clifton Moor

Kettlestring Lane YO30 4XF
01904 580 100

Harrogate

Claro Way HG1 4DE
01423 523 202

Knaresborough

Manse Lane Industrial Estate HG5 8LF
01423 510 200

Malton

Pyramid Estate YO17 6BT
01653 695 027

Northallerton

Standard Way Business Park DL6 2XE
01609 781 192

Ripon

Dallamires Industrial Estate HG4 1QY
01765 698 407

Scarborough

Seamer Road Trade Park YO12 4EA
01723 506 758

Selby

Vivars Way YO8 8BE
01757 702 681

Skipton

Airedale Business Park BD23 2TZ
01756 791 624

Thirsk

Concept Business Court YO7 3NY
01845 574 208

Whitby

Stainsacre Lane Industrial Estate YO22 4PU
01947 825 908

York

Alexandra Court YO10 3DP
01904 426 408

NORTHUMBERLAND

Alnwick

Lionheart Enterprise Park
NE66 2HT
01665 604 189

Berwick

Tweedside Trading Estate TD15 2XF
01289 307 830

Blyth

Blyth Industrial Estate NE24 5TG
01670 365 323

Cramlington

Nelson Park Industrial Estate NE23 1WE
01670 739 580

Hexham

French Garden Industrial Estate NE46 4DL
01434 600 936

Morpeth

Coopies Lane Industrial Estate NE61 6JN
01670 513 207

EAST YORKSHIRE

Beverley

Swinemoor Lane Industrial Estate HU17 0LA
01482 887 655

Bridlington

Bessingby Industrial Estate YO16 4SJ
01262 606 383

Goole

Rawcliffe Road Trade Park
DN14 6TY
01405 780 465

Hessle Road

The Hub HU3 4NF
01482 410 300

Hull

Sutton Fields Industrial Estate HU7 0XQ
01482 879 300

Mount Pleasant

Hedon Road HU9 1HA
01482 410 500

Pocklington

Broadhelm Business Park, Broadvale Close
YO42 1AE
01759 550 100

SOUTH YORKSHIRE

Barnsley

Twibell Street S71 1DL
01226 321 514

Barnsley Wombwell

Wombwell Lane S70 3PB
01226 312 000

Bramall Lane

Randall Street Sheffield S2 4RD
01142 759 415

Carcroft

Holmeroyd Road DN6 7BH
01302 721 858

Doncaster

Eurolink Business Park DN4 5JJ
01302 320 110

Hillsborough

Claywheels Lane Industrial Estate S6 1LZ
01142 341 006

Kirk Sandall

Century Close DN3 1TR
01302 581 000

Rotherham

Barbot Hall Industrial Estate S62 6EW
01709 375 112

Rotherham Canklow

Canklow Meadows Industrial Estate S60 2XL
01709 412 000

Sheffield

Sheffield Industrial Estate S9 2DN
01142 436 539

Sheffield Halfway

Meadowbrook Park Industrial Estate S20 3PJ
01142 171 100

Sheffield Parkway

Parkway Close S9 4WJ

Swinton

Marriott Road S64 8BP
01709 412 400

WEST YORKSHIRE

Batley

Mill Forest Way WF17 6DS
01924 471 197

Bradford

Hillam Road Industrial Estate BD2 1QN
01274 390 837

Brighouse

Birds Royd Lane HD6 1LQ
01484 723 819

Castleford

Willowbridge Way WF10 5NP
01977 502 400

Cemetery Road

Duncombe Road BD8 9TB
01274 210 100

Dewsbury

Long Causeway WF12 8EN
01924 553 000

Garforth

Chestnut Court LS25 2JY
0113 286 9585

Halifax

Pellon Lane HX1 5QN
01422 341 818

Huddersfield

Q M Industrial Estate HD2 1AG
01484 435 458

Keighley

Admiral Way BD21 3LN
01535 680 783

Leeds

Nortech Close LS7 1AQ
0113 246 0812

Leeds Copley

Copley Hill Trading Estate
LS12 1HE
0113 245 4684

Leeds Hunslet

Indigo Court LS10 2LF
0113 221 3600

Lockwood

Riverbank Works HD1 3AY
01484 540 147

Morley

Bruncliffe Lane LS27 0LZ
0113 221 3800

Pontefract

South Baileygate Industrial Estate WF8 2LN
01977 798 581

Seacroft

Seacroft Industrial and Trade Park LS14 2AQ
0113 221 1450

Sowerby Bridge

Walton Street HX6 1AN
01422 656 000

Stanningley

Rear Of 99 Bradford Road
LS28 6AT
0113 255 9400

Wakefield

1 Thornes Lane WF1 5QJ
01924 379 248

West Bowling

Sanderson Court BD5 7JL
01274 742 238

Wetherby

Sandbeck Industrial Estate LS22 7DN
01937 581 786

Yeadon

Moorfield Industrial Estate LS19 7BN
0113 250 3854

SOUTH EAST

BERKSHIRE

Ascot

Ascot Business Park SL5 9FE
01344 551 000

Bracknell

Easthampstead Road RG12 1NS
01344 428 549

Maidenhead

St Peters Road SL6 7QU
01628 636 786

Newbury

Hambridge Lane RG14 5TU
01635 582 271

Reading

Stadium Industrial Estate RG30 6BX
0118 942 6589

Reading South

Nimrod Industrial Estate RG2 0EB
0118 987 4058

Slough

Whittenham Close SL2 5EG
01753 554 504

Windsor

Vansittart Estate SL4 1SB
01753 205 400

Wokingham

Fishponds Industrial Estate RG41 2QJ
0118 978 2564

Woodley

Base 329 Headley Road East RG5 4AZ
0118 904 0500

BUCKINGHAMSHIRE

Aylesbury

Griffin Lane Industrial Mall HP19 8BP
01296 434 898

Chalfont St Peter

Chiltern Hill SL9 9YZ
01494 690 100

Chesham

Chess Business Park HP5 1SD
01494 793 653

High Wycombe

Wye Estate London Road HP11 1LH
01494 465 807

High Wycombe Cressex

M40 Industrial Centre HP12 3RS
01494 691 100

Milton Keynes

Bletchley Motor/Trade Centre MK6 4AE
01908 644 916

Old Wolverton

Dean Road MK12 5NA
01908 872 000

EAST SUSSEX

Bexhill

Beeching Road TN39 3EW
01424 733 134

Brighton

Portland Trading Estate
BN3 5NT
01273 439 861

Crowborough

Wealden Business Park TN6 2JJ
01892 202 100

Eastbourne

18 Maple Road BN23 6NY
01323 733 285

Hailsham

Ropemaker Park BN27 3GU
01323 262 000

Hastings

Ponswood Industrial Estate TN38 9AZ
01424 430 260

Hove

Peacock Industrial Estate BN3 1SF
01273 310 003

Lewes

South Downs Business Park BN7 2FB
01273 476 920

Newhaven

Ranalah Industrial Estate BN9 0EH
01273 514 765

Seaford

Cradle Hill Industrial Estate
BN25 3JE
01323 262 120

Uckfield

Bell Lane TN22 1QL
01825 768 774

HAMPSHIRE

Aldershot

The Alpha Centre North Lane GU12 4RG
01252 337 802

Alton

Newman Lane Industrial Estate GU34 2QR
01420 751 000

Andover

Anton Business Park SP10 2NJ
01264 337 358

Basingstoke

West Ham Industrial Estate RG22 6HY
01256 471 905

Bordon

Woolmer Way GU35 9QF
01420 751 970

Eastleigh

Boyatt Wood Industrial Estate SO50 4NT
023 8062 0988

Fareham

11 Fielder Drive PO14 1JE
01329 822 190

Farnborough

Invincible Road GU14 7QU
01252 524 441

Fleet

Waterfront Business Park GU51 3QT
01252 233 300

Gosport

1 Quay Lane PO12 4LJ
023 9297 1000

Havant

Haywards Business Centre PO9 2NL
023 9297 2000

Hedge End

Waterloo Industrial Estate SO30 2QT
01489 542 000

Lymington

Ampress Park Southampton Road SO41 8XN
01590 689 784

Petersfield

Petersfield Business Park
GU32 3QA
01730 710 419

Portsmouth

Farlington Industrial Estate PO6 1RU
023 9232 4836

Ringwood

Carvers Industrial Estate BH24 1JS
01425 322 400

Segensworth

Matrix Park Talbot Road PO15 5AP
01329 212 900

Southampton

City Industrial Park SO15 1HG
023 8022 3924

Southsea

Rodney Road PO4 8DF
023 9273 4251

Totton

South Hampshire Industrial Park
SO40 3SA
023 8093 0030

Waterlooville

Aysgarth Road PO7 7UG
023 9297 0300

Winchester

Wykeham Industrial Estate SO23 7RX
01962 877 452

ISLE OF WIGHT

Isle Of Wight

56 Manners View Dodnor PO30 5FA
01983 533 598

Sandown

Spithead Business Park PO36 9PH
01983 408 474

KENT

Ashford

Brunswick Industrial Estate TN23 1ED
01233 611 463

Ashford South

Hall Avenue TN24 0AA
01233 372 200

Aylesford

Hall Road ME20 7QZ
01622 715 655

Beckenham

Croydon Road BR3 4AA
020 8650 9724

Bromley

69 Farwig Lane BR1 3RE
020 8466 1221

Canterbury

Wincheap Industrial Estate CT1 3RB
01227 762 837

Canterbury Broad Oak

Broad Oak Trading Estate CT2 7SP
01227 602 270

Chatham

Lordswood Industrial Estate ME5 8UD
01634 412 400

Crayford

Crayside Industrial Estate DA1 4RF
01322 552 670

Dartford

Crossways Business Park DA9 9AY
01322 242 040

Dover

Holmstone Trading Estate CT17 0UF
01304 215 636

Erith

70 Hailey Road DA18 4AP
020 8310 6252

Faversham

Shunters Close ME13 8GF
01795 402 100

Folkestone

Park Farm Industrial Estate CT19 5FG
01303 226 783

Gillingham

Bournevale Distribution Centre ME8 0QN
01634 373 974

Gravesend

Westmill Imperial Business Park DA11 0DL
01474 365 723

Hawkhurst

Station Business Park TN18 5ES
01580 754 285

Herne Bay

Altira Business Park CT6 6GZ
01227 602 100

Maidstone

Haslemere Estate ME15 9NL
01622 692 965

Margate

Tivoli Road CT9 5FG
01843 412 040

New Romney

Mountfield Road Industrial Estate TN28 8LH
01797 369 300

Ramsgate

Pysons Road Industrial Estate CT10 2YB
01843 866 010

Sevenoaks

Bat and Ball Enterprise Centre TN14 5LJ
01732 459 425

Sidcup

Croydon Corner Industrial Estate DA14 5BL
020 8302 0699

Sittingbourne

Trinity Trading Estate ME10 2PG
01795 475 108

Strood

Medway City Estate ME2 4DJ
01634 412 030

Swanley

Gateway Trading Estate BR8 8GA
01322 660 436

Tonbridge

Postern Industrial Estate TN9 1SW
01732 355 819

Tunbridge Wells

Spa Industrial Estate TN2 3EN
01892 538 506

Whitstable

160 John Wilson Business Park CT5 3RA
01227 770 801

OXFORDSHIRE

Abingdon

Colwell Drive OX14 1AU
01235 538 200

Banbury

Banbury Trade Park Dorcas Road OX16 4XJ
01295 269 357

Bicester

2 Wedgwood Road OX26 4UL
01869 369 163

Faringdon

Pioneer Road SN7 7BU
01367 332 000

Kidlington

Station Field Industrial Estate OX5 1LA
01865 972 000

Oxford

Horspath Trading Estate OX4 2RD
01865 771 468

Witney

Avenue One Station Lane OX28 4XZ
01993 703 296

SURREY

Camberley

Tuscum Trading Estate
GU15 3BN
01276 27362

Chessington

King George Trading Estate KT9 1TT
020 8391 5604

Cranleigh

Manfield Park Guilford Road GU6 8PT
01483 908 500

Croydon

190-200 Thornton Road CRO 3EY
020 8683 2056

Egham

Egham Business Park
TW20 8RJ
01784 438 248

Epsom

Longmead Business Centre
KT19 9QQ
01372 749 937

Farnham

Farnham Trading Estate GU9 9NN
01252 719 065

Guildford

Moorfields Centre GU1 1RA
01483 579 262

Kenley

Kenley Business Park CR8 5AU
020 8660 9576

Kingston

Fairfield Industrial Estate
KT1 3AJ
020 8549 6181

Leatherhead

Imperial Park Randalls Way KT22 7TA
01372 362 551

Peasmarsh

Wyvern Park Old Portsmouth Road GU3 1NA
01483 908 800

Redhill

Trowers Way Centre RH1 2LP
01737 769 054

Salfords

Orchard Business Centre RH1 5EL
01293 701 200

Croydon South

41 Imperial Way CRO 4RL
020 8680 2377

Sutton

17 Kimpton Park Way SM3 9QS
020 8330 0675

Walton on Thames

Hersham Trading Estate KT12 3PU
01932 532 500

Weybridge

Hamm Moor Lane Addlestone KT15 2SD
01932 821 664

Woking

Goldsworth Park Trading Estate GU21 3BA
01483 756 484

WEST SUSSEX

Bognor Regis

Durban Business Park PO22 9QT
01243 842 897

Burgess Hill

18 Victoria Way RH15 9NF
01444 263 100

Chichester

Terminus Road PO19 8TX
01243 530 737

Crawley

Fleming Way Industrial Centre RH10 9NX
01293 527 905

East Grinstead

Independent Business Park RH19 1TU
01342 410 544

Horsham

Foundry Lane RH13 5PX
01403 276 877

Littlehampton

Riverside Industrial Estate BN17 5DF
01903 719 404

Rustington

Rustington Trading Estate
BN16 3HQ
01903 325 900

Shoreham-By-Sea

The Malthouse Estate BN43 6RJ
01273 310 540

Worthing

24-26 Southdownview Road BN14 8NZ
01903 208 597

SOUTH WEST

BRISTOL

Avonmouth

Avonbridge Trading Estate
BS11 9QD
0117 938 1515

Bishopsworth

Cater Road BS13 7TW
0117 935 8461

Bristol

Chapel Street BS2 0UZ
0117 977 1757

Filton

Station Road BS34 7JW
0117 338 0500

Keynsham

Ashmead Industrial Estate BS31 1TU
01179 864 693

Warmley

Tower Lane Business Park
BS30 8XT
0117 967 9640

Yate

Stover Trading Estate BS37 5PB
01454 326 729

CORNWALL

Bodmin

Dunmere Road PL31 2QN
01208 78362

Bude

Kings Hill Industrial Estate
EX23 8QN
01288 942 000

Camborne

Formal Industrial Park TR14 0PY
01209 714 996

Falmouth

7 Jennings Road TR10 9LY
01326 376 170

Launceston

Pennygillam Industrial Estate PL15 7PF
01566 775 119

Liskeard

St. Mary's Trading Estate PL14 4LA
01579 412 100

Newquay

Treloggan Road Industrial Estate TR7 2SX
01637 382 000

Penzance

Long Rock Industrial Estate TR20 8HX
01736 874 696

Redruth

Cardrew Industrial Estate TR15 1SS
01209 232 300

Saltash

Tamar View Industrial Estate PL12 6LD
01752 841 305

St. Austell

Holmbush Industrial Estate PL25 3JQ
01726 73390

Turo

Lighterage Hill Newham TR1 2XR
01872 223 534

DEVON

Barnstaple

Pottington Business Park EX31 1LT
01271 373 847

Cattedown

Plymouth Trade Park PL4 0RZ
01752 256 402

Dartmouth

Townstal Industrial Estate TQ6 9JY
01803 839 205

Exeter

Dunns Business Centre EX2 8RL
01392 413 446

Exmouth

Liverton Business Park EX8 2NU
01395 432 100

Honiton

Heathepark Industrial Estate EX14 1DB
01404 548 981

Ilfracombe

Mullacott Cross Industrial Estate EX34 8PL
01271 400 000

Kingsbridge

Station Yard Industrial Estate TQ7 1ES
01548 857 408

Newton Abbot

Olympus Business Park TQ12 2SN
01626 552 000

Okehampton

North Road Industrial Estate EX20 1BQ
01837 659 679

Paignton

Yalberton Industrial Estate TQ4 7QR
01803 242 000

Plymouth

54 Oreston Road Oreston PL9 7JQ
01752 480 432

Plymouth Marsh Mills

89 St. Mowden Road PL6 8LH
01752 440 000

Sowton

Sowton Industrial Estate EX2 7HY
01392 610 100

Tavistock

Plymouth Road Industrial Estate PL19 9QN
01822 342 342

Tiverton

Tiverton Business Park EX16 6SR
01884 257 977

Torquay

Torre Station Yard Newton Road TQ2 5DD
01803 212 283

DORSET

Blandford Forum

Blandford Heights Industrial Estate DT11 7TE
01258 242 000

Bournemouth

520 Wallisdown Road BH11 8QE
01202 235 100

Bridport

Gore Cross Business Park DT6 3UX
01308 428 350

Christchurch

Airfield Way BH23 3PE
01202 488 762

Dorchester

Poundbury West Industrial Estate DT1 2PG
01305 982 800

Ferndown

Ferndown Industrial Estate BH21 7NP
01202 876 150

Gillingham

Old Market Centre Station Road SP8 4QQ
01747 835 706

Poole

Fleets Industrial Estate BH15 3ST
01202 677 097

Wareham

Ryan Business Park BH20 4DY
01929 220 500

Weymouth

81 Lynch Lane DT4 9DN
01305 768 443

GLOUCESTERSHIRE

Cheltenham

Battledown Trading Estate
GL52 6DP
01242 252 654

Cirencester

Love Lane Industrial Estate GL7 1YT
01285 651 639

Gloucester

Eastville Close GL4 3SJ
01452 331 713

Kingsditch

Kingsville Road GL51 9PB
01242 731 200

Quedgeley

Woodrow Way Trade Centre GL2 5DX
01452 212 300

Stroud

Wicliffe Industrial Centre GL5 3EN
01453 502 000

Tewkesbury

Tewkesbury Industrial Estate GL20 8HB
01684 462 000

SOMERSET

Bath

Locksbrook Road Trading Estate BA1 3DZ
01225 310 784

Bridgwater

Wylds Road TA6 4BH
01278 439 302

Clevedon

Tweed Road BS21 6RR
01275 222 000

Glastonbury

Morlands Enterprise Park BA6 9FW
01458 432 000

Ilminster

Slope Industrial Estate TA19 9BL
01460 580 100

Taunton

Merlin Industrial Park TA2 8DG
01823 334 723

Wellington

Westpark 26 TA21 9AD
01823 200 100

Weston Super Mare

Oldmixon Crescent BS24 9AY
01934 623 158

Yeovil

Old Gazelle Road Lynx Trading Estate BA20 2PJ
01935 427 123

WILTSHIRE

Chippenham

Bumpers Farm Industrial Estate SN14 6NQ
01249 461 907

Devizes

Devizes Trade Centre Hopton Park SN10 2EH
01380 651 000

Salisbury

Edison Road SP2 7NU
01722 412 989

Swindon

Bramble Road SN2 8HB
01793 520 947

Swindon West

Westmead Industrial Estate SN5 7YT
01793 240 100

Trowbridge

Canal Road Industrial Estate BA14 8BL
01225 751 031

Warminster

Warminster Business Park BA12 8SR
01985 961 900

WALES

Aberdare

Canal Road Cwmbach CF44 0AG
01685 871 783

Aberystwyth

Glan Yr Afon Industrial Estate SY23 3UD
01970 639 443

Anglesey

Bryn Cefni Industrial Estate LL77 7XA
01248 272 000

Bangor

Llandegai Industrial Estate LL57 4SS
01248 361 924

Barry

Cardiff Road Business Park CF63 2PQ
01446 421 329

Blackwood

St. David's Industrial Estate NP12 3SW
01443 837 767

Brecon

Brecon Enterprise Park LD3 8BT
01874 212 000

Bridgend

Bridgend Industrial Estate
CF31 3RT
01656 767 396

Builth Wells

Evans Business Park Llanelwedd LD2 3ST
01982 212 030

Caerphilly

Pontygwindy Industrial Estate CF83 3HU
029 2088 3380

Cardiff

Jubilee Trading Estate CF24 5EF
029 2046 1368

Cardigan

Pentwood Industrial Estate
SA43 3AG
01239 282 900

Carmarthen

Cillefwr Industrial Estate SA31 3HZ
01267 223 698

Chepstow

Bulwark Trading Estate NP16 5QZ
01291 627 535

Colwyn Bay

Mochdre Industrial Estate LL28 5HA
01492 541 126

Denbigh

Colomendy Industrial Estate LL16 5TA
01745 817 484

Ebbw Vale

Waun-Y-Pound Industrial Estate NP23 6PL
01495 303 006

Haverfordwest

Withybush Industrial Estate SA62 4BW
01437 453 000

Llanelli

Trosserch Road SA14 8DZ
01554 232 100

Llanishen

Cardiff Business Park CF14 5JA
029 2076 6507

Merthyr Tydfil

Pant Industrial Estate CF48 2SR
01685 420 200

Mold

Broncoed Business Park CH7 1HP
01352 320 200

Newport

Maesglas Industrial Estate NP20 2NN
01633 220 148

Newport East

Leeway Industrial Estate NP19 4SL
01633 692 100

Newtown

Mochdre Industrial Estate SY16 4LE
01686 610 773

Pembroke

Honeyborough Industrial Estate SA73 1SE
01646 602 324

Pontypool

Pontnewydd Industrial Estate NP4 6YW
01495 602 000

Port Talbot

Baglan Industrial Estate SA12 7DJ
01639 823 524

Porth

Select Industrial Park CF39 0PB
01443 502 000

Porthmadog

Penamser Industrial Estate LL49 9NZ
01766 515 256

Queensferry

Vitago House Glendale Avenue CH5 2QP
01244 532 331

Rhyl

Parc Brickfield LL18 2AZ
01745 302 900

Swansea

Plasmarl Industrial Estate SA6 8JG
01792 794 465

Swansea Cwmdu

Cwmdu Industrial Estate SA5 8JF
01792 252 000

Talbot Green

Coedcae Lane Industrial Estate
CF72 9HG

Wrexham

Rhosddu Industrial Estate LL11 4YL
01978 356 260

Kitchen styles guide

Howdens offers a range of kitchens specifically designed to meet the needs of modern living. Select from one of our inspirational kitchen ranges available in a variety of styles and finishes.

TEWKESBURY FRAMED



Cashmere
Page 62

TEWKESBURY



Antique White
Page 66



Cashmere
Page 68



Skye
Page 70



Dove Grey
Page 72




Slate Grey
Page 74



Light Oak
Page 76

BALHAM GLOSS




White
Page 22




Dove Grey
Page 24


GLENDDEVON GLOSS



White
Page 134



Ivory
Page 136



Cashmere
Page 138



Grey
Page 140

FAIRFORD



White
Page 80



Antique White
Page 82



Cashmere
Page 84



Sage Green
Page 86



Dove Grey
Page 88



Grey
Page 90



Slate Grey
Page 92


FAIRFORD



Graphite
Page 94



Navy
Page 96



Charcoal
Page 98



Light Oak
Page 100

CHELFORD



Dove Grey
Page 104



Slate Grey
Page 106

LEWES



White
Page 144



Slate Grey
Page 146

BURFORD



Paintable/White
Page 112



Ivory
Page 114



Cream
Page 116


BURFORD



Cashmere
Page 118



Grey
Page 119



White
Page 30



Ivory
Page 32

CLERKENWELL GLOSS



Cashmere
Page 33



Clay[†]
Page 40



Dove Grey
Page 34



Grey
Page 36



Slate Grey
Page 38



Graphite
Page 41

CLERKENWELL SUPER MATT



White
Page 44

Cashmere
Page 46

Grey
Page 48

Slate Grey
Page 50

Graphite
Page 52

GREENWICH GLOSS



White
Page 152

Ivory
Page 154

Cashmere
Page 156

Clay[†]
Page 158


Dove Grey
Page 160

Grey
Page 162

Slate Grey
Page 164

Graphite
Page 166

GREENWICH SUPER MATT




White
Page 170

Grey
Page 172

Graphite
Page 174

GREENWICH



White Smooth
Page 178

Ivory
Page 180

Cashmere
Page 182


Dove Grey
Page 184

Light Grey Oak
Page 186

Dark Grey Oak
Page 188

Light Oak
Page 190

ALLENDALE



White
Page 128

Antique White
Page 122

Cashmere
Page 124

Dove Grey
Page 126

Slate Grey
Page 129

[†]Subject to availability

To see our pricing and aftersales policy, please visit
www.howdens.com/about-us/howdens-pricing-and-aftersales-policy

August 2018 ISSUE (XBR8041)
Howden Joinery Ltd, First Floor, 40 Portman Square, London, W1H 6LT.
Registered in England 526923
www.howdens.com

Product information correct at the time of publication in August 2018.
The company has a policy of continuous product development and reserves the right to change any products and specifications given in this brochure. Subject to the Terms and Conditions of Trading, a copy of the Howdens Joinery Terms and Conditions is available upon request. Photography is for illustration purposes only, some products may differ from those shown. The colours in this brochure are as accurate as printing processes allow. Natural wood products may vary slightly in tone. Many of the kitchens used in the photography of this brochure have been donated to local community projects.



This brochure is printed on FSC® certified paper



Depot Address



HOWDENS
JOINERY CO.

MAKING SPACE MORE VALUABLE