



LIFE AND ACCIDENT AND HEALTH COMPANIES/FRATERNAL BENEFIT SOCIETIES - ASSOCIATION EDITION

QUARTERLY STATEMENT

AS OF MARCH 31, 2022
OF THE CONDITION AND AFFAIRS OF THE

Voya Retirement Insurance and Annuity Company

NAIC Group Code 4832 (Current) 4832 (Prior) NAIC Company Code 86509 Employer's ID Number 71-0294708

Organized under the Laws of CT, State of Domicile or Port of Entry CT

Country of Domicile United States of America

Licensed as business type: Life, Accident and Health [X] Fraternal Benefit Societies []

Incorporated/Organized 01/13/1976 Commenced Business 04/06/1976

Statutory Home Office One Orange Way Windsor, CT, US 06095-4774

Main Administrative Office 5780 Powers Ferry Road, NW Atlanta, GA, US 30327-4390

Mail Address 5780 Powers Ferry Road, NW Atlanta, GA, US 30327-4390

Primary Location of Books and Records One Orange Way Windsor, CT, US 06095-4774

Internet Website Address www.voya.com

Statutory Statement Contact Lora Williams FSSC.Compliance@voya.com

OFFICERS

President Charles Patrick Nelson SVP, CFO and Treasurer Michael Robert Katz #
Secretary Melissa Ann O'Donnell SVP and Appointed Actuary Kyle Andrew Puffer

OTHER

Clyde Landon Cobb Jr., SVP & Chief Accounting Officer Robert Lawrence Grubka, Senior Vice President William Stevens Harmon, Senior Vice President
Heather Hamilton Lavallee, Senior Vice President Francis Gerard O'Neill, SVP & Chief Risk Officer Matthew Toms, Senior Vice President
Rachel Mara Reid, Senior Vice President Michael Scott Smith, Executive Vice President Michele Marie White, Senior Vice President

DIRECTORS OR TRUSTEES

Robert Lawrence Grubka, Director Michael Robert Katz, Director Heather Hamilton Lavallee, Director
Charles Patrick Nelson, Director Francis Gerard O'Neill, Director Michael Scott Smith, Director and Chairman
Mona Marie Zielke, Director

State of New York SS:
County of New York

The officers of this reporting entity being duly sworn, each depose and say that they are the described officers of said reporting entity, and that on the reporting period stated above, all of the herein described assets were the absolute property of the said reporting entity, free and clear from any liens or claims thereon, except as herein stated, and that this statement, together with related exhibits, schedules and explanations therein contained, annexed or referred to, is a full and true statement of all the assets and liabilities and of the condition and affairs of the said reporting entity as of the reporting period stated above, and of its income and deductions therefrom for the period ended, and have been completed in accordance with the NAIC Annual Statement Instructions and Accounting Practices and Procedures manual except to the extent that: (1) state law may differ; or, (2) that state rules or regulations require differences in reporting not related to accounting practices and procedures, according to the best of their information, knowledge and belief, respectively. Furthermore, the scope of this attestation by the described officers also includes the related corresponding electronic filing with the NAIC, when required, that is an exact copy (except for formatting differences due to electronic filing) of the enclosed statement. The electronic filing may be requested by various regulators in lieu of or in addition to the enclosed statement.

Signatures of Charles Patrick Nelson (President), Melissa Ann O'Donnell (Secretary), and Michael Robert Katz (Treasurer)

Subscribed and sworn to before me this 27th day of April 2022 by PIER A. MOORE



PIER A. MOORE
NOTARY PUBLIC, STATE OF NEW YORK
Registration No. 01MO6115336
Qualified in Kings County--Certified in NY County
Commission Expires September 7, 2024

PIER A. MOORE
NOTARY PUBLIC, STATE OF NEW YORK
Registration No. 01MO6115336
Qualified in Kings County--Certified in NY County
Commission Expires September 7, 2024

PIER A. MOORE
NOTARY PUBLIC, STATE OF NEW YORK
Registration No. 01MO6115336
Qualified in Kings County--Certified in NY County
Commission Expires September 7, 2024

a. Is this an original filing? Yes [X] No []

b. If no, State the amendment number, Date filed, Number of pages attached

STATEMENT AS OF MARCH 31, 2022 OF THE VOYA RETIREMENT INSURANCE AND ANNUITY COMPANY

ASSETS

	Current Statement Date			4 December 31 Prior Year Net Admitted Assets
	1 Assets	2 Nonadmitted Assets	3 Net Admitted Assets (Cols. 1 - 2)	
1. Bonds	23,392,224,900	0	23,392,224,900	23,307,034,734
2. Stocks:				
2.1 Preferred stocks	252,017,720	0	252,017,720	260,683,048
2.2 Common stocks	153,371,591	0	153,371,591	151,803,562
3. Mortgage loans on real estate:				
3.1 First liens	4,174,738,400	0	4,174,738,400	4,233,277,520
3.2 Other than first liens	0	0	0	0
4. Real estate:				
4.1 Properties occupied by the company (less \$ 0 encumbrances)	55,775,084	0	55,775,084	56,324,073
4.2 Properties held for the production of income (less \$ 0 encumbrances)	0	0	0	0
4.3 Properties held for sale (less \$ 0 encumbrances)	0	0	0	0
5. Cash (\$ 47,670,333), cash equivalents (\$ 46,000,000) and short-term investments (\$ 828,422,108)	922,092,440	0	922,092,440	506,234,171
6. Contract loans (including \$ 0 premium notes)	208,132,883	2,180,587	205,952,296	211,010,816
7. Derivatives	305,642,337	0	305,642,337	298,039,348
8. Other invested assets	1,342,412,830	10,676,263	1,331,736,567	1,321,675,005
9. Receivables for securities	50,783,897	0	50,783,897	13,720,969
10. Securities lending reinvested collateral assets	613,354,945	0	613,354,945	672,671,809
11. Aggregate write-ins for invested assets	106,425,486	0	106,425,486	18,163
12. Subtotals, cash and invested assets (Lines 1 to 11)	31,576,972,513	12,856,850	31,564,115,663	31,032,493,219
13. Title plants less \$ 0 charged off (for Title insurers only)	0	0	0	0
14. Investment income due and accrued	262,881,691	0	262,881,691	257,255,330
15. Premiums and considerations:				
15.1 Uncollected premiums and agents' balances in the course of collection	(1,027,228)	0	(1,027,228)	(2,559,080)
15.2 Deferred premiums, agents' balances and installments booked but deferred and not yet due (including \$ 0 earned but unbilled premiums)	0	0	0	0
15.3 Accrued retrospective premiums (\$ 0) and contracts subject to redetermination (\$ 0)	0	0	0	0
16. Reinsurance:				
16.1 Amounts recoverable from reinsurers	70,914,831	0	70,914,831	77,074,274
16.2 Funds held by or deposited with reinsured companies	0	0	0	0
16.3 Other amounts receivable under reinsurance contracts	16,656,006	0	16,656,006	15,050,591
17. Amounts receivable relating to uninsured plans	0	0	0	0
18.1 Current federal and foreign income tax recoverable and interest thereon	10,906,341	0	10,906,341	0
18.2 Net deferred tax asset	349,133,367	51,746,494	297,386,873	291,132,748
19. Guaranty funds receivable or on deposit	8,497,181	0	8,497,181	8,496,216
20. Electronic data processing equipment and software	12,844	12,844	0	0
21. Furniture and equipment, including health care delivery assets (\$ 0)	0	0	0	0
22. Net adjustment in assets and liabilities due to foreign exchange rates	0	0	0	0
23. Receivables from parent, subsidiaries and affiliates	10,192,150	9,875	10,182,275	9,501,663
24. Health care (\$ 0) and other amounts receivable	51,225	51,225	0	0
25. Aggregate write-ins for other than invested assets	223,966,386	41,292,091	182,674,295	131,303,372
26. Total assets excluding Separate Accounts, Segregated Accounts and Protected Cell Accounts (Lines 12 to 25)	32,529,157,308	105,969,380	32,423,187,928	31,819,748,334
27. From Separate Accounts, Segregated Accounts and Protected Cell Accounts	90,601,557,880	0	90,601,557,880	97,665,728,376
28. Total (Lines 26 and 27)	123,130,715,187	105,969,380	123,024,745,807	129,485,476,709
DETAILS OF WRITE-INS				
1101. Derivative receivables	106,425,486	0	106,425,486	18,163
1102.				
1103.				
1198. Summary of remaining write-ins for Line 11 from overflow page	0	0	0	0
1199. Totals (Lines 1101 through 1103 plus 1198)(Line 11 above)	106,425,486	0	106,425,486	18,163
2501. Margin call collateral	181,362,010	0	181,362,010	129,423,622
2502. Miscellaneous assets	42,604,376	41,292,091	1,312,285	1,879,750
2503.				
2598. Summary of remaining write-ins for Line 25 from overflow page	0	0	0	0
2599. Totals (Lines 2501 through 2503 plus 2598)(Line 25 above)	223,966,386	41,292,091	182,674,295	131,303,372

STATEMENT AS OF MARCH 31, 2022 OF THE VOYA RETIREMENT INSURANCE AND ANNUITY COMPANY
LIABILITIES, SURPLUS AND OTHER FUNDS

	1 Current Statement Date	2 December 31 Prior Year
1. Aggregate reserve for life contracts \$ 27,122,098,114 less \$ 0 included in Line 6.3 (including \$ 0 Modco Reserve)	27,122,098,114	26,708,277,907
2. Aggregate reserve for accident and health contracts (including \$ 0 Modco Reserve)	0	0
3. Liability for deposit-type contracts (including \$ 0 Modco Reserve)	949,558,387	899,024,897
4. Contract claims:		
4.1 Life	0	0
4.2 Accident and health	0	0
5. Policyholders' dividends/refunds to members \$ 0 and coupons \$ 0 due and unpaid	0	0
6. Provision for policyholders' dividends, refunds to members and coupons payable in following calendar year - estimated amounts:		
6.1 Policyholders' dividends and refunds to members apportioned for payment (including \$ 0 Modco)	0	0
6.2 Policyholders' dividends and refunds to members not yet apportioned (including \$ 0 Modco)	0	0
6.3 Coupons and similar benefits (including \$ 0 Modco)	0	0
7. Amount provisionally held for deferred dividend policies not included in Line 6	0	0
8. Premiums and annuity considerations for life and accident and health contracts received in advance less \$ 0 discount; including \$ 0 accident and health premiums	0	0
9. Contract liabilities not included elsewhere:		
9.1 Surrender values on canceled contracts	0	0
9.2 Provision for experience rating refunds, including the liability of \$ 0 accident and health experience rating refunds of which \$ 0 is for medical loss ratio rebate per the Public Health Service Act	0	0
9.3 Other amounts payable on reinsurance, including \$ 0 assumed and \$ 9,067,050 ceded	9,067,050	9,479,921
9.4 Interest Maintenance Reserve	42,813,406	55,538,001
10. Commissions to agents due or accrued-life and annuity contracts \$ 2,043,834, accident and health \$ 0 and deposit-type contract funds \$ 0	2,043,834	2,077,014
11. Commissions and expense allowances payable on reinsurance assumed	0	0
12. General expenses due or accrued	109,142,805	130,541,882
13. Transfers to Separate Accounts due or accrued (net) (including \$ (14,495,342) accrued for expense allowances recognized in reserves, net of reinsured allowances)	(6,349,601)	(18,582,796)
14. Taxes, licenses and fees due or accrued, excluding federal income taxes	4,504,515	4,503,705
15.1 Current federal and foreign income taxes, including \$ 0 on realized capital gains (losses)	0	41,922,989
15.2 Net deferred tax liability	0	0
16. Unearned investment income	0	0
17. Amounts withheld or retained by reporting entity as agent or trustee	49,624,081	54,308,488
18. Amounts held for agents' account, including \$ 46,188 agents' credit balances	53,985	91,759
19. Remittances and items not allocated	109,862,460	3,059,955
20. Net adjustment in assets and liabilities due to foreign exchange rates	0	0
21. Liability for benefits for employees and agents if not included above	0	0
22. Borrowed money \$ 2,857,771 and interest thereon \$ 688	2,858,459	3,001,160
23. Dividends to stockholders declared and unpaid	0	0
24. Miscellaneous liabilities:		
24.01 Asset valuation reserve	426,942,716	492,199,508
24.02 Reinsurance in unauthorized and certified (\$ 0) companies	0	0
24.03 Funds held under reinsurance treaties with unauthorized and certified (\$ 0) reinsurers	0	0
24.04 Payable to parent, subsidiaries and affiliates	64,704,386	60,189,762
24.05 Drafts outstanding	0	0
24.06 Liability for amounts held under uninsured plans	0	0
24.07 Funds held under coinsurance	0	0
24.08 Derivatives	201,774,695	107,059,996
24.09 Payable for securities	95,899,348	26,146
24.10 Payable for securities lending	613,354,945	672,671,809
24.11 Capital notes \$ 0 and interest thereon \$ 0	0	0
25. Aggregate write-ins for liabilities	345,269,219	362,339,398
26. Total liabilities excluding Separate Accounts business (Lines 1 to 25)	30,143,222,801	29,587,731,500
27. From Separate Accounts Statement	90,601,557,880	97,665,728,376
28. Total liabilities (Lines 26 and 27)	120,744,780,680	127,253,459,875
29. Common capital stock	2,750,000	2,750,000
30. Preferred capital stock	0	0
31. Aggregate write-ins for other than special surplus funds	0	0
32. Surplus notes	0	0
33. Gross paid in and contributed surplus	1,641,049,768	1,641,049,768
34. Aggregate write-ins for special surplus funds	0	0
35. Unassigned funds (surplus)	636,165,359	588,217,066
36. Less treasury stock, at cost:		
36.1 0 shares common (value included in Line 29 \$ 0)	0	0
36.2 0 shares preferred (value included in Line 30 \$ 0)	0	0
37. Surplus (Total Lines 31+32+33+34+35-36) (including \$ 0 in Separate Accounts Statement)	2,277,215,127	2,229,266,834
38. Totals of Lines 29, 30 and 37	2,279,965,127	2,232,016,834
39. Totals of Lines 28 and 38 (Page 2, Line 28, Col. 3)	123,024,745,807	129,485,476,709
DETAILS OF WRITE-INS		
2501. Margin call collateral	312,271,691	307,836,618
2502. Liability of pension benefits	16,043,869	16,043,869
2503. Unclaimed property	9,174,991	9,750,139
2598. Summary of remaining write-ins for Line 25 from overflow page	7,778,668	28,708,772
2599. Totals (Lines 2501 through 2503 plus 2598)(Line 25 above)	345,269,219	362,339,398
3101.		
3102.		
3103.		
3198. Summary of remaining write-ins for Line 31 from overflow page	0	0
3199. Totals (Lines 3101 through 3103 plus 3198)(Line 31 above)	0	0
3401.		
3402.		
3403.		
3498. Summary of remaining write-ins for Line 34 from overflow page	0	0
3499. Totals (Lines 3401 through 3403 plus 3498)(Line 34 above)	0	0

STATEMENT AS OF MARCH 31, 2022 OF THE VOYA RETIREMENT INSURANCE AND ANNUITY COMPANY

SUMMARY OF OPERATIONS

	1 Current Year To Date	2 Prior Year To Date	3 Prior Year Ended December 31
1. Premiums and annuity considerations for life and accident and health contracts	3,765,200,154	(1,492,760,312)	7,984,348,397
2. Considerations for supplementary contracts with life contingencies	1,584,583	(74,035,949)	(69,878,298)
3. Net investment income	366,272,379	361,909,397	1,564,927,696
4. Amortization of Interest Maintenance Reserve (IMR)	(4,986,408)	(9,696,921)	(41,346,179)
5. Separate Accounts net gain from operations excluding unrealized gains or losses	0	0	0
6. Commissions and expense allowances on reinsurance ceded	698,206	10,744,863	13,327,828
7. Reserve adjustments on reinsurance ceded	(51,224,606)	1,525,845,867	1,357,530,063
8. Miscellaneous Income:			
8.1 Income from fees associated with investment management, administration and contract guarantees from Separate Accounts	116,227,478	114,590,373	490,493,281
8.2 Charges and fees for deposit-type contracts	0	0	0
8.3 Aggregate write-ins for miscellaneous income	86,014,178	79,236,630	347,234,396
9. Totals (Lines 1 to 8.3)	4,279,785,965	515,833,947	11,646,637,184
10. Death benefits	0	0	0
11. Matured endowments (excluding guaranteed annual pure endowments)	0	0	0
12. Annuity benefits	84,507,750	87,158,066	338,095,862
13. Disability benefits and benefits under accident and health contracts	0	0	0
14. Coupons, guaranteed annual pure endowments and similar benefits	0	0	0
15. Surrender benefits and withdrawals for life contracts	3,782,080,911	4,159,117,053	16,093,699,634
16. Group conversions	0	0	0
17. Interest and adjustments on contract or deposit-type contract funds	43,411,643	21,655,115	10,703,213
18. Payments on supplementary contracts with life contingencies	2,139,947	1,927,273	7,984,456
19. Increase in aggregate reserves for life and accident and health contracts	413,820,205	(3,112,215,080)	(2,901,616,497)
20. Totals (Lines 10 to 19)	4,325,960,456	1,157,642,427	13,548,866,668
21. Commissions on premiums, annuity considerations, and deposit-type contract funds (direct business only)	71,741,659	71,037,933	293,823,787
22. Commissions and expense allowances on reinsurance assumed	3,629	3,703	15,147
23. General insurance expenses and fraternal expenses	145,951,716	142,689,771	606,600,726
24. Insurance taxes, licenses and fees, excluding federal income taxes	10,385,883	9,944,631	26,361,317
25. Increase in loading on deferred and uncollected premiums	0	0	0
26. Net transfers to or (from) Separate Accounts net of reinsurance	(417,732,026)	(477,033,367)	(2,961,686,892)
27. Aggregate write-ins for deductions	(389,977)	(428,288,726)	(405,025,938)
28. Totals (Lines 20 to 27)	4,135,921,341	475,996,373	11,108,954,814
29. Net gain from operations before dividends to policyholders and federal income taxes (Line 9 minus Line 28)	143,864,624	39,837,574	537,682,370
30. Dividends to policyholders and refunds to members	0	0	0
31. Net gain from operations after dividends to policyholders, refunds to members and before federal income taxes (Line 29 minus Line 30)	143,864,624	39,837,574	537,682,370
32. Federal and foreign income taxes incurred (excluding tax on capital gains)	3,153,815	(231,713,583)	(230,734,036)
33. Net gain from operations after dividends to policyholders, refunds to members and federal income taxes and before realized capital gains or (losses) (Line 31 minus Line 32)	140,710,809	271,551,157	768,416,406
34. Net realized capital gains (losses) (excluding gains (losses) transferred to the IMR) less capital gains tax of \$ (9,347,688) (excluding taxes of \$ (4,707,988) transferred to the IMR)	(29,008,658)	3,114,531	25,724,722
35. Net income (Line 33 plus Line 34)	111,702,151	274,665,688	794,141,128
CAPITAL AND SURPLUS ACCOUNT			
36. Capital and surplus, December 31, prior year	2,232,016,834	2,040,325,249	2,040,325,249
37. Net income (Line 35)	111,702,151	274,665,688	794,141,128
38. Change in net unrealized capital gains (losses) less capital gains tax of \$ (13,969,265)	(65,642,597)	(28,004,107)	(10,770,573)
39. Change in net unrealized foreign exchange capital gain (loss)	(92,253)	1,013,360	395,802
40. Change in net deferred income tax	(19,978,654)	(101,478,020)	(154,681,263)
41. Change in nonadmitted assets	4,325,518	(46,006,789)	117,064,788
42. Change in liability for reinsurance in unauthorized and certified companies	0	0	0
43. Change in reserve on account of change in valuation basis, (increase) or decrease	0	0	0
44. Change in asset valuation reserve	65,257,071	(41,124,547)	(97,549,725)
45. Change in treasury stock	0	0	0
46. Surplus (contributed to) withdrawn from Separate Accounts during period	0	0	0
47. Other changes in surplus in Separate Accounts Statement	0	0	0
48. Change in surplus notes	0	0	0
49. Cumulative effect of changes in accounting principles	0	0	0
50. Capital changes:			
50.1 Paid in	0	0	0
50.2 Transferred from surplus (Stock Dividend)	0	0	0
50.3 Transferred to surplus	0	0	0
51. Surplus adjustment:			
51.1 Paid in	0	122,902,422	122,902,422
51.2 Transferred to capital (Stock Dividend)	0	0	0
51.3 Transferred from capital	0	0	0
51.4 Change in surplus as a result of reinsurance	0	0	0
52. Dividends to stockholders	(48,000,000)	(78,000,000)	(552,000,000)
53. Aggregate write-ins for gains and losses in surplus	377,056	320,929	(27,810,993)
54. Net change in capital and surplus for the year (Lines 37 through 53)	47,948,292	104,288,935	191,691,586
55. Capital and surplus, as of statement date (Lines 36 + 54)	2,279,965,127	2,144,614,184	2,232,016,834
DETAILS OF WRITE-INS			
08.301. Miscellaneous income	48,663,765	28,972,362	163,803,770
08.302. Recordkeeping fees	36,341,056	50,263,843	183,428,196
08.303. Reinsurance income	1,009,357	425	2,430
08.398. Summary of remaining write-ins for Line 8.3 from overflow page	0	0	0
08.399. Totals (Lines 08.301 through 08.303 plus 08.398) (Line 8.3 above)	86,014,178	79,236,630	347,234,396
2701. Reinsurance expense	0	3,942,647	0
2702. Other contingency expense	0	0	18,000,000
2703. Gains released from IMR	0	(435,572,935)	(435,644,035)
2798. Summary of remaining write-ins for Line 27 from overflow page	(389,977)	3,341,563	12,618,097
2799. Totals (Lines 2701 through 2703 plus 2798)(Line 27 above)	(389,977)	(428,288,726)	(405,025,938)
5301. Amortization of pension	447,336	595,230	5,135,580
5302. Share based payments	0	11,907	40,825
5303. Prior Period Adjustments	0	0	(31,729,357)
5398. Summary of remaining write-ins for Line 53 from overflow page	(70,280)	(286,209)	(1,258,041)
5399. Totals (Lines 5301 through 5303 plus 5398)(Line 53 above)	377,056	320,929	(27,810,993)

STATEMENT AS OF MARCH 31, 2022 OF THE VOYA RETIREMENT INSURANCE AND ANNUITY COMPANY

CASH FLOW

	1 Current Year To Date	2 Prior Year To Date	3 Prior Year Ended December 31
Cash from Operations			
1. Premiums collected net of reinsurance	3,763,668,303	3,844,981,425	12,975,735,858
2. Net investment income	513,530,831	457,253,391	1,977,616,371
3. Miscellaneous income	161,964,371	126,689,417	714,180,666
4. Total (Lines 1 to 3)	4,439,163,505	4,428,924,233	15,667,532,895
5. Benefit and loss related payments	3,901,350,124	4,406,897,951	16,317,633,121
6. Net transfers to Separate Accounts, Segregated Accounts and Protected Cell Accounts	(410,596,862)	(468,024,332)	(2,937,232,685)
7. Commissions, expenses paid and aggregate write-ins for deductions	306,083,088	245,267,710	966,144,084
8. Dividends paid to policyholders	0	0	0
9. Federal and foreign income taxes paid (recovered) net of \$ 65,689,231 tax on capital gains (losses)	41,927,470	(5,296,145)	(92,026,044)
10. Total (Lines 5 through 9)	3,838,763,820	4,178,845,184	14,254,518,476
11. Net cash from operations (Line 4 minus Line 10)	600,399,685	250,079,049	1,413,014,419
Cash from Investments			
12. Proceeds from investments sold, matured or repaid:			
12.1 Bonds	1,215,014,153	1,071,750,908	4,396,798,409
12.2 Stocks	2,102,031	19,551,126	80,358,657
12.3 Mortgage loans	144,253,553	113,643,158	605,662,400
12.4 Real estate	0	0	0
12.5 Other invested assets	45,952,864	17,493,786	311,808,846
12.6 Net gains or (losses) on cash, cash equivalents and short-term investments	(86,254)	2,277	749,167
12.7 Miscellaneous proceeds	214,831,751	226,573,841	22,132,507
12.8 Total investment proceeds (Lines 12.1 to 12.7)	1,622,068,098	1,449,015,096	5,417,509,986
13. Cost of investments acquired (long-term only):			
13.1 Bonds	1,547,992,689	1,751,337,900	5,464,786,462
13.2 Stocks	0	3,854,295	47,672,241
13.3 Mortgage loans	85,612,708	159,728,880	689,796,976
13.4 Real estate	2,306	0	748,110
13.5 Other invested assets	46,908,662	36,936,984	325,521,254
13.6 Miscellaneous applications	165,007,072	369,676,924	126,855,657
13.7 Total investments acquired (Lines 13.1 to 13.6)	1,845,523,437	2,321,534,983	6,655,380,700
14. Net increase (or decrease) in contract loans and premium notes	(4,853,673)	(9,970,451)	(18,183,165)
15. Net cash from investments (Line 12.8 minus Line 13.7 and Line 14)	(218,601,666)	(862,549,436)	(1,219,687,549)
Cash from Financing and Miscellaneous Sources			
16. Cash provided (applied):			
16.1 Surplus notes, capital notes	0	0	0
16.2 Capital and paid in surplus, less treasury stock	0	20,000,000	19,999,999
16.3 Borrowed funds	(138,936)	(131,599)	(527,892)
16.4 Net deposits on deposit-type contracts and other insurance liabilities	50,533,490	(173,875,827)	(106,601,091)
16.5 Dividends to stockholders	48,000,000	78,000,000	552,000,000
16.6 Other cash provided (applied)	31,665,696	269,965,252	(55,539,829)
17. Net cash from financing and miscellaneous sources (Line 16.1 through Line 16.4 minus Line 16.5 plus Line 16.6)	34,060,250	37,957,826	(694,668,813)
RECONCILIATION OF CASH, CASH EQUIVALENTS AND SHORT-TERM INVESTMENTS			
18. Net change in cash, cash equivalents and short-term investments (Line 11, plus Lines 15 and 17)	415,858,269	(574,512,561)	(501,341,943)
19. Cash, cash equivalents and short-term investments:			
19.1 Beginning of year	506,234,171	1,007,576,114	1,007,576,114
19.2 End of period (Line 18 plus Line 19.1)	922,092,440	433,063,553	506,234,171

Note: Supplemental disclosures of cash flow information for non-cash transactions:

20.0001. Reinsurance asset transfer	0	3,755,090,512	3,755,090,512
20.0002. Stocks and surplus note acquired through transfer of securities	0	230,255,188	230,255,188
20.0003. Gross deferred tax asset from liquidation	0	0	298,277,873

EXHIBIT 1

DIRECT PREMIUMS AND DEPOSIT-TYPE CONTRACTS

	1 Current Year To Date	2 Prior Year To Date	3 Prior Year Ended December 31
1. Industrial life	0	0	0
2. Ordinary life insurance	19,682,749	22,229,102	78,378,196
3. Ordinary individual annuities	4,665,195	9,011,569	29,548,960
4. Credit life (group and individual)	0	0	0
5. Group life insurance	1,420,897	1,508,297	5,620,689
6. Group annuities	3,762,062,639	3,664,547,861	13,132,077,795
7. A & H - group	0	0	0
8. A & H - credit (group and individual)	0	0	0
9. A & H - other	5,448	6,647	36,025
10. Aggregate of all other lines of business	0	0	0
11. Subtotal (Lines 1 through 10)	3,787,836,928	3,697,303,476	13,245,661,665
12. Fraternal (Fraternal Benefit Societies Only)	0	0	0
13. Subtotal (Lines 11 through 12)	3,787,836,928	3,697,303,476	13,245,661,665
14. Deposit-type contracts	6,133,006	397,674,352	1,285,043,528
15. Total (Lines 13 and 14)	3,793,969,934	4,094,977,828	14,530,705,193
DETAILS OF WRITE-INS			
1001.			
1002.			
1003.			
1098. Summary of remaining write-ins for Line 10 from overflow page	0	0	0
1099. Totals (Lines 1001 through 1003 plus 1098)(Line 10 above)	0	0	0

STATEMENT AS OF MARCH 31, 2022 OF THE Voya Retirement Insurance and Annuity Company
NOTES TO FINANCIAL STATEMENTS

1. Summary of Significant Accounting Policies and Going Concern

A. Accounting Practices

The financial statements of Voya Retirement Insurance and Annuity Company (the "Company" or "VRIAC") are presented on the basis of accounting practices prescribed or permitted by the Connecticut Insurance Department.

The Connecticut Insurance Department recognizes only statutory accounting practices prescribed or permitted by the State of Connecticut for determining and reporting the financial condition and results of operations of an insurance company, and for determining its solvency under the Connecticut Insurance Law. The National Association of Insurance Commissioners' ("NAIC") Accounting Practices and Procedures Manual ("NAIC SAP") has been adopted as a component of prescribed or permitted practices by the State of Connecticut. The Commissioner of the Connecticut Insurance Department has the right to permit other specific practices that deviate from prescribed practices.

The Company did not have any prescribed or permitted practices as of March 31, 2022 or December 31, 2021.

	<u>SSAP#</u>	<u>F/S Page</u>	<u>F/S Line #</u>	<u>2022</u>	<u>2021</u>
Net Income:					
(1) VRIAC State basis (Page 4, Line 35, Columns 1 & 3)	XXX	XXX	XXX	\$ 111,702,151	\$ 794,141,128
(2) State prescribed practices that are an increase/(decrease) from NAIC SAP:					
None				—	—
(3) State permitted practices that are an increase/(decrease) from NAIC SAP:					
None				—	—
(4) NAIC SAP (1-2-3=4)	XXX	XXX	XXX	<u>\$ 111,702,151</u>	<u>\$ 794,141,128</u>
Surplus:					
(5) VRIAC State basis (Page 3, Line 38, Columns 1 & 2)	XXX	XXX	XXX	\$ 2,279,965,127	\$ 2,232,016,834
(6) State prescribed practices that are an increase/(decrease) from NAIC SAP:					
None				—	—
(7) State permitted practices that are an increase/(decrease) from NAIC SAP:					
None				—	—
(8) NAIC SAP (5-6-7=8)	XXX	XXX	XXX	<u>\$ 2,279,965,127</u>	<u>\$ 2,232,016,834</u>

C. Accounting Policy

(2) Bonds not backed by other loans are stated at either amortized cost using the yield to worst method or the lower of cost or fair market value. The Company does not have any SVO-Identified investments as defined in SSAP No. 26R, *Bonds-Revised*.

(6) Loan-backed securities are stated at either amortized cost or the lower of amortized cost or fair market value. Amortized cost is determined using the interest method and includes anticipated prepayments. The prospective adjustment method is used to determine the amortized cost for the majority of loan-backed and structured securities. For certain securities, the retrospective adjustments methodology is utilized, including agency and non-agency pools.

The Company made no other significant changes to its accounting policies or practices as of March 31, 2022.

Certain amounts in the Company's statutory basis financial statements have been reclassified to conform to the 2022 financial statement presentation.

D. Going Concern

None

STATEMENT AS OF MARCH 31, 2022 OF THE Voya Retirement Insurance and Annuity Company
NOTES TO FINANCIAL STATEMENTS

2. Accounting Changes and Corrections of Errors

A. Corrections of Errors

In 2021, the Company determined that it had overstated its Current Federal Income Tax Recoverable by \$31,729,357. To correct the error, the Company recognized a cumulative prior period adjustment decrease to surplus of \$31,729,357 in accordance with the provisions of SSAP No. 3, *Accounting Changes and Corrections of Errors*.

3. Business Combinations and Goodwill

None

4. Discontinued Operations

None

5. Investments

B. Debt Restructuring

	2022		2021
(1) The total recorded investment in restructured loans, as of year end	\$ 9,643,244	\$	44,482,279
(2) The realized capital losses related to these loans	\$ 16,377,956	\$	—
(3) Total contractual commitments to extend credit to debtors owing receivables whose terms have been modified in troubled debt restructurings	\$ —	\$	—
(4) The Company accrues interest income on impaired loans to the extent it is deemed collectible (delinquent less than 90 days) and the loan continues to perform under its original or restructured contractual terms. Interest income on non-performing loans is general recognized on a cash basis.			

D. Loan-Backed Securities

(1) Prepayment assumptions for loan-backed and structured securities are obtained from third party services, broker dealer survey values or internal estimates.

(2) The following table discloses in aggregate the Other than Temporary Impairment ("OTTI") recognized in accordance with structured securities subject to SSAP No. 43R, *Loan-backed and Structured Securities* ("SSAP No. 43R") as of March 31, 2022 due to intent to sell or inability or lack of intent to hold to recovery.

	(1)	(2)		(3)
	Amortized Cost Basis Before Other-than-Temporary Impairment	Other-than-Temporary Impairment Recognized in Loss		Fair Value
		(2a) Interest	(2b) Non-interest	
OTTI recognized 1st Quarter				
a. Intent to sell	\$ 345,586,939	\$ 105,267,283	\$ —	\$ 240,319,656
b. Inability or lack of intent to retain the investment in the security for a period of time sufficient to recover the amortized cost basis	—	—	—	—
c. Total 1st Quarter	\$ 345,586,939	\$ 105,267,283	\$ —	\$ 240,319,656
m. Annual Aggregate Total		\$ 105,267,283	\$ —	

STATEMENT AS OF MARCH 31, 2022 OF THE Voya Retirement Insurance and Annuity Company
NOTES TO FINANCIAL STATEMENTS

- (3) The Company did not have any OTTI's that were recognized in accordance with structured securities subject to SSAP No. 43R for the reporting period January 1, 2022 to March 31, 2022:
- (4) The following table shows all impaired securities at March 31, 2022 in the aggregate for which an OTTI has not been recognized in earnings as a realized loss, including securities with a recognized OTTI for non-interest related declines when a non-recognized interest related impairment remains:

a. Aggregate amount of unrealized losses:		
1. Less than 12 Months	\$	178,917,295
2. 12 Months or Longer	\$	39,622,334
b. The aggregate related fair value of securities with unrealized losses:		
1. Less than 12 Months	\$	3,679,385,162
2. 12 Months or Longer	\$	553,188,275

- (5) If the fair value of a loan-backed or structured security is less than its amortized cost basis at the balance sheet date, the Company determines whether the impairment is other-than-temporary. Amortized cost basis includes adjustments made to the cost of an investment for accretion, amortization, collection of cash and previous OTTI recognized as a realized loss.

The general categories of information that the Company considers in reaching the conclusion that an impairment is other-than-temporary are as follows:

Intent to Sell - if the Company intends to sell the loan-backed or structured security (that is, it has decided to sell the security), an OTTI is considered to have occurred.

Intent and Ability to Hold - if the Company does not intend to sell the loan-backed or structured security, the Company determines whether it has the intent and ability to retain the investment in the security for a period of time sufficient to recover the amortized cost basis. If the Company does not have the intent and ability to retain the investment for the time sufficient to recover the amortized cost basis, an OTTI shall be considered to have occurred.

Recovery of the Amortized Cost Basis - if the Company does not expect to recover the entire amortized cost basis of the security, the Company would be unable to assert that it will recover its amortized cost basis even if it does not intend to sell the security and the entity has the intent and ability to hold. Therefore, in those situations, an OTTI shall be considered to have occurred. In assessing whether the entire amortized cost basis of the security will be recovered, the Company compares the present value of cash flows expected to be collected from the security with the amortized cost basis of the security. If present value of cash flows expected to be collected is less than the amortized cost basis of the security, the entire amortized cost basis of the security will not be recovered (that is, a non-interest related decline exists), and an OTTI shall be considered to have occurred.

The Company conducts a thorough quarterly review of all loan-backed and structured security holdings to conclude if the amortized cost basis of those securities is recoverable. This review is documented at a detailed level and encompasses numerous factors and assumptions. The overall credit tracking process yields a variety of key data that supports the impairment decision making process. The review process and related assumptions are updated quarterly based on trends in the marketplace.

As part of the quarterly review, the Company identifies securities whose ratio of credit enhancement to serious delinquency does not exhibit ample protection against principal loss. Those securities are put through a more detailed analysis which covers, among other factors, (a) an analysis of the underlying collateral characteristics; (b) a review of the historical performance of the collateral in the deal; (c) structural analysis of the security; and (d) cash flow scenario analysis.

The prospective adjustment method is used to determine the amortized cost for the majority of loan-backed and structured securities as well as securities that have experienced an OTTI. For certain securities, including Agency-backed securities, the retrospective adjustment method is used to determine amortize cost.

The market values for loan-backed and structured securities are obtained as follows:

1. For securities that are considered marketable - market values are received from third party pricing services or by obtaining a bid price from brokerage firms engaged in the business of trading those securities.
2. For securities that were privately placed and for which no ready market exists - the Company establishes fair market values using a matrix pricing system which considers key factors such as credit quality, industry sector, size of the issuer and transaction structure. A limited portion of the private placement portfolio is priced independently of the matrix system as described above.

STATEMENT AS OF MARCH 31, 2022 OF THE Voya Retirement Insurance and Annuity Company
NOTES TO FINANCIAL STATEMENTS

- E. Dollar Repurchase Agreements and Securities Lending Transactions
 3) Collateral Sold or Received

	Fair Value
b) The fair value of that collateral and of the portion of that collateral that it has sold or repledged	\$ 613,354,945

- F. Repurchase Agreements Transactions Accounted for as Secured Borrowing
 None

- G. Reverse Repurchase Agreements Transactions Accounted for as Secured Borrowing
 None

- H. Repurchase Agreements Transactions Accounted for as a Sale
 None

- I. Reverse Repurchase Agreements Transactions Accounted for as a Sale
 None

- M. Working Capital Finance Investments
 None

- N. Offsetting and Netting of Assets and Liabilities
 None

- R. Reporting Entity's Share of Cash Pool by Asset type
 None

6. Joint Ventures, Partnerships and Limited Liability Companies
 No significant change

7. Investment Income
 No significant change

8. Derivative Instruments

- A. Derivatives under SSAP No. 86-*Derivatives*
 (8) None

- B. Derivatives under SSAP No. 108-*Derivatives Hedging Variable Annuity Guarantees*
 None

9. Income Taxes
 No significant change

10. Information Concerning Parent, Subsidiaries and Affiliates

A. Nature of Relationships

On January 4, 2021, the Company's ultimate parent, Voya Financial, Inc., consummated a series of transactions (collectively, the "Individual Life Transaction") pursuant to a Master Transaction Agreement dated December 18, 2019 (the "Resolution MTA") with Resolution Life U.S. Holdings Inc. ("Resolution Life US"), pursuant to which Resolution Life US acquired all of the shares of the capital stock of Security Life of Denver Insurance Company ("SLD") and Security Life of Denver International Limited ("SLDI") as well as several subsidiaries of SLD and one subsidiary of SLDI. As part of the Individual Life Transaction, Voya Financial, Inc. reinsured to SLD certain in scope individual life insurance and annuities business of several of the Company's affiliates, including a 100% quota share of the Company's in-scope individual life and annuity business. The Company remains a subsidiary of Voya Financial, Inc. This transaction resulted in the disposition of substantially all of the Voya Financial, Inc.'s life insurance and legacy non-retirement annuity businesses and related assets. As of January 4, 2021, SLD and SLDI as well as several subsidiaries of SLD and one subsidiary of SLDI are no longer affiliates of the Company.

B. Transactions

On March 30, 2022, the Company received a dividend in the amount of \$20,000,000 from its wholly-owned subsidiary, Voya Financial Partners, LLC ("VFP").

On March 18, 2022, the Company declared an ordinary dividend in the amount of \$48,000,000, which was paid to Voya Holdings, Inc. ("Voya Holdings") on March 30, 2022.

STATEMENT AS OF MARCH 31, 2022 OF THE Voya Retirement Insurance and Annuity Company
NOTES TO FINANCIAL STATEMENTS

D. Amounts Due To/From Related Parties

As of March 31, 2022, the Company had 822,025,345 outstanding receivable including principal and interest from Voya Financial, Inc. and no outstanding payable, under a reciprocal loan agreement between the Company and Voya Financial, Inc.

11. Debt

B. FHLB (Federal Home Loan Bank) Agreements

(1) The Company is a member of the FHLB of Boston. Through its membership, the Company has conducted business activity (issued funding agreements) with the FHLB. It is part of the Company's strategy to utilize these funds for spread lending purposes. The Company has determined the estimated maximum borrowing capacity as \$2,200,000,000. The Company has the ability to obtain funding from the FHLB based on a limit on the amount of assets pledged as collateral and subject to the availability of eligible collateral. The maximum across all programs is limited to 100% of the total surplus one quarter in arrears.

(2) FHLB Capital Stock

a. Aggregate Totals

1. Current Year	1	2	3
	Total 2+3	General Account	Separate Accounts
(a) Membership Stock-Class A	\$ —	\$ —	\$ —
(b) Membership Stock-Class B	5,000,000	5,000,000	—
(c) Activity Stock	37,000,000	37,000,000	—
(d) Excess Stock	5,000,000	5,000,000	—
(e) Aggregate Total (a+b+c+d)	47,000,000	47,000,000	—
(f) Actual or estimated Borrowing Capacity as Determined by the Insurer	\$1,052,120,397	XXX	XXX

2. Prior year-end	1	2	3
	Total 2+3	General Account	Separate Accounts
(a) Membership Stock-Class A	\$ —	\$ —	\$ —
(b) Membership Stock-Class B	10,000,000	10,000,000	—
(c) Activity Stock	37,000,000	37,000,000	—
(d) Excess Stock	—	—	—
(e) Aggregate Total (a+b+c+d)	47,000,000	47,000,000	—
(f) Actual or estimated Borrowing Capacity as Determined by the Insurer	\$1,037,165,048	XXX	XXX

b. Membership Stock (Class A and B) Eligible and Not Eligible for Redemption

Membership Stock	1	2	Eligible for Redemption			
			3	4	5	6
	Current Year Total (2+3+4+5+6)	Not Eligible for Redemption	Less Than 6 Months	6 months to Less Than 1 Year	1 to Less Than 3 Years	3 to 5 Years
1. Class A	\$ —	\$ —	\$ —	\$ —	\$ —	\$ —
2. Class B	5,000,000	5,000,000	—	—	—	—

STATEMENT AS OF MARCH 31, 2022 OF THE Voya Retirement Insurance and Annuity Company
NOTES TO FINANCIAL STATEMENTS

(3) Collateral Pledged to FHLB

a. Amount pledged as of March 31, 2022

	1	2	3
	<u>Fair Value</u>	<u>Carrying Value</u>	<u>Aggregate Total Borrowing</u>
1. Current Year Total General and Separate Accounts Total Collateral Pledged (Lines 2+3)	\$ 1,156,629,906	\$ 1,106,787,829	\$ 925,000,000
2. Current Year General Account Total Collateral Pledged	\$ 1,156,629,906	\$ 1,106,787,829	\$ 925,000,000
3. Current Year Separate Accounts Total Collateral Pledged	\$ —	\$ —	\$ —
4. Prior year-end Total General and Separate Accounts Total Collateral Pledged	\$ 1,124,411,878	\$ 1,002,789,636	\$ 925,000,000

b. Maximum Amount Pledged During Reporting Period

	1	2	3
	<u>Fair Value</u>	<u>Carrying Value</u>	<u>Amount Borrowed at Time of Maximum Collateral</u>
1. Current Year Total General and Separate Accounts Maximum Collateral Pledged (Lines 2+3)	\$ 1,156,629,906	\$ 1,106,787,829	\$ 925,000,000
2. Current Year General Account Maximum Collateral Pledged	\$ 1,156,629,906	\$ 1,106,787,829	\$ 925,000,000
3. Current Year Separate Accounts Maximum Collateral Pledged	\$ —	\$ —	\$ —
4. Prior year-end Total General and Separate Accounts Maximum Collateral Pledged	\$ 1,124,411,878	\$ 1,002,789,636	\$ 925,000,000

STATEMENT AS OF MARCH 31, 2022 OF THE Voya Retirement Insurance and Annuity Company
NOTES TO FINANCIAL STATEMENTS

(4) Borrowing form FHLB

a. Amount as of March 31, 2022

1. Current Year

	1	2	3	4
	Total	General	Separate	Funding Agreements
	2+3	Account	Accounts	Reserves Established
(a) Debt	\$ —	\$ —	\$ —	XXX
(b) Funding Agreements	925,000,000	925,000,000	—	912,797,478
(c) Other	—	—	—	XXX
(d) Aggregate Total (a+b+c)	925,000,000	925,000,000	—	912,797,478

2. Prior Year-end

	1	2	3	4
	Total	General	Separate	Funding Agreements
	2+3	Account	Accounts	Reserves Established
(a) Debt	\$ —	\$ —	\$ —	XXX
(b) Funding Agreements	925,000,000	925,000,000	—	867,016,606
(c) Other	—	—	—	XXX
(d) Aggregate Total (a+b+c)	925,000,000	925,000,000	—	867,016,606

b. Maximum Amount During 2022

	1	2	3
	Total	General	Separate
	2+3	Account	Accounts
1. Debt	\$ —	\$ —	\$ —
2. Funding Agreements	925,000,000	925,000,000	—
3. Other	—	—	—
4. Aggregate Total (Lines 1+2+3)	925,000,000	925,000,000	—

c. FHLB - Prepayment Obligations

	Does the Company have prepayment obligations under the following arrangements (YES/NO)?
1. Debt	No
2. Funding Agreements	No
3. Other	No

STATEMENT AS OF MARCH 31, 2022 OF THE Voya Retirement Insurance and Annuity Company
NOTES TO FINANCIAL STATEMENTS

12. Retirement Plans, Deferred Compensation, Postemployment Benefits and Compensated Absences and Other Postretirement Benefit Plans

A. Defined Benefit Plan

The Company sponsors non-contributory supplemental retirement non-qualified plans covering certain U.S. employees. As of March 31, 2022, the Company accrued in accordance with actuarially determined amounts with an offset to the pension cost accrual for the incremental asset amortization.

A summary of the net periodic benefit cost of the Company's benefit plans is as follows at March 31, 2022 and December 31, 2021:

(4) Components of net periodic benefit cost

	Pension Benefits		Postretirement Benefits		Special or Contractual Benefits Per SSAP No. 11	
	2022	2021	2022	2021	2022	2021
a. Service cost	\$ —	—	\$ —	\$ —	\$ —	\$ —
b. Interest cost	565,363	2,169,999	10,959	39,110	—	—
c. Expected return on plan assets	—	—	—	—	—	—
d. Transition asset or obligation	—	—	—	—	—	—
e. Gains and losses	447,335	2,430,916	(26,909)	(85,742)	—	—
f. Prior service cost or credit	—	—	(92,372)	(1,019,487)	—	—
g. Gain or loss recognized due to a settlement or curtailment	—	—	—	—	—	—
h. Total net periodic benefit cost	\$ 1,012,698	\$ 4,600,915	\$ (108,322)	\$ (1,066,119)	\$ —	\$ —

13. Capital and Surplus, Shareholders' Dividend Restrictions and Quasi-Reorganizations

(4) Dividends Paid

On March 18, 2022, the Company declared an ordinary dividend in the amount of \$48,000,000, which was paid to Voya Holdings on March 30, 2022.

14. Liabilities, Contingencies, and Assessments

No significant change

15. Leases

No significant change

16. Information About Financial Instruments With Off-Balance Sheet Risk and Financial Instruments With Concentrations of Credit Risk

No significant change

17. Sale, Transfer and Servicing of Financial Assets and Extinguishments of Liabilities

None

18. Gain or Loss to the Reporting Entity from Uninsured Plans and the Uninsured Portion of Partially Insured Plans

None

19. Direct Premium Written/Produced by Managing General Agents/Third Party Administrators

None

STATEMENT AS OF MARCH 31, 2022 OF THE Voya Retirement Insurance and Annuity Company
NOTES TO FINANCIAL STATEMENTS

20. Fair Value Measurements

A. Fair Value Measurements at Reporting Date

(1) The table below shows assets and liabilities measured and reported at net asset value ("NAV") or fair value in which the fair value measurements use quoted prices in active markets for identical assets or liabilities (Level 1), significant other observable inputs (Level 2) and significant unobservable inputs (Level 3) as of March 31, 2022:

Description for each class of asset or liability	(Level 1)	(Level 2)	(Level 3)	Net Asset Value (NAV)	Total
a. Assets at fair value					
Bonds					
U.S. corporate, state & municipal	\$ —	\$ 7,432,191	\$ —	\$ —	\$ 7,432,191
Foreign	—	149,777	—	—	149,777
Residential mortgage-backed	—	17,845	—	—	17,845
Total Bonds	<u>\$ —</u>	<u>\$ 7,599,813</u>	<u>\$ —</u>	<u>\$ —</u>	<u>\$ 7,599,813</u>
Preferred stock	7,916,800	—	50,373,704	—	58,290,504
Common stock	6,854,904	47,000,000	6,511,437	—	60,366,341
Derivatives assets					
Foreign exchange contracts	—	773,043	—	—	773,043
Interest rate contracts	—	298,665,631	—	—	298,665,631
Total Derivatives	<u>\$ —</u>	<u>\$ 299,438,674</u>	<u>\$ —</u>	<u>\$ —</u>	<u>\$ 299,438,674</u>
Separate account assets	84,237,813,015	6,024,365,495	339,379,370	—	90,601,557,880
Total assets at fair value/NAV	<u><u>\$84,252,584,719</u></u>	<u><u>\$ 6,378,403,982</u></u>	<u><u>\$ 396,264,511</u></u>	<u><u>\$ —</u></u>	<u><u>\$ 91,027,253,212</u></u>
b. Liabilities at fair value					
Deposit type contracts	\$ —	\$ 18,454,509	\$ —	\$ —	\$ 18,454,509
Derivatives liabilities					
Credit contracts	—	240,919	—	—	240,919
Foreign exchange contracts	—	40,788	—	—	40,788
Interest rate contracts	—	183,619,871	—	—	183,619,871
Total Derivatives	<u>\$ —</u>	<u>\$ 183,901,578</u>	<u>\$ —</u>	<u>\$ —</u>	<u>\$ 183,901,578</u>
Total liabilities at fair value	<u><u>\$ —</u></u>	<u><u>\$ 202,356,087</u></u>	<u><u>\$ —</u></u>	<u><u>\$ —</u></u>	<u><u>\$ 202,356,087</u></u>

(2) The table below summarizes the changes in fair value of the Company's assets and liabilities using significant unobservable inputs (Level 3) during the reporting period of January 1, 2022 to March 31, 2022:

Description	Beginning balance at January 1, 2022	Transfers into Level 3	Transfers out of Level 3	Total gains and (losses) included in Net Income	Total gains and (losses) included in Surplus	Purchases	Issuances	Sales	Settlements	Ending balance at March 31, 2022
a. Assets										
Preferred Stock	47,908,204	7,167,150	—	—	(4,701,650)	—	—	—	—	\$ 50,373,704
Common Stock	6,290,014	—	—	—	221,423	—	—	—	—	6,511,437
Separate accounts	319,568,242	6,284,666	(38,159,455)	(14,392,917)	(30,744)	67,097,838	—	(154,970)	(833,290)	339,379,370
Total Assets	<u>\$ 373,766,460</u>	<u>\$ 13,451,816</u>	<u>\$ (38,159,455)</u>	<u>\$ (14,392,917)</u>	<u>\$ (4,510,971)</u>	<u>\$ 67,097,838</u>	<u>\$ —</u>	<u>\$ (154,970)</u>	<u>\$ (833,290)</u>	<u>\$ 396,264,511</u>
b. Liabilities										
Total Liabilities	<u>\$ —</u>	<u>\$ —</u>	<u>\$ —</u>	<u>\$ —</u>	<u>\$ —</u>	<u>\$ —</u>	<u>\$ —</u>	<u>\$ —</u>	<u>\$ —</u>	<u>\$ —</u>

Transfers in and out of Level 3 during the period of January 1, 2022 to March 31, 2022 are due to the variation in inputs relied upon for valuation each quarter. Securities that are primarily valued using independent broker quotes when prices are not available from one of the commercial pricing services are reflected as transfers into Level 3, as these securities are generally less liquid with very limited trading activity or where less transparency exists corroborating the inputs to the valuation methodologies. When securities are valued using more widely available information, the securities are transferred out of Level 3 and into Level 1 or 2, as appropriate.

STATEMENT AS OF MARCH 31, 2022 OF THE Voya Retirement Insurance and Annuity Company
NOTES TO FINANCIAL STATEMENTS

- (3) The fair value hierarchy gives the highest priority to quoted prices in active markets for identical assets or liabilities (Level 1) and the lowest priority to unobservable inputs (Level 3). If the inputs used to measure fair value fall within different levels of the hierarchy, the category level is based on the lowest priority level input that is significant to the fair value measurement of the instrument.

Financial assets and liabilities recorded at fair value on the balance sheet are categorized as follows:

- Level 1 - Unadjusted quoted prices for identical assets or liabilities in an active market.
 - Level 2 - Quoted prices in markets that are not active or inputs that are observable either directly or indirectly for substantially the full term of the asset or liability. Level 2 inputs include the following:
 - Quoted prices for similar assets or liabilities in active markets;
 - Quoted prices for identical or similar assets or liabilities in non-active markets;
 - Inputs other than quoted market prices that are observable; and
 - Inputs that are derived principally from or corroborated by observable market data through correlation or other means.
 - Level 3 - Prices or valuation techniques that require inputs that are both unobservable and significant to the overall fair value measurement. These valuations, whether derived internally or obtained from a third party, use critical assumptions that are not widely available to estimate market participant expectations in valuing the asset or liability.
- (4) Fair values are based on quoted market prices when available. When market prices are not available, fair value is generally estimated using discounted cash flow analyses, incorporating current market inputs for similar financial instruments with comparable terms and credit quality (matrix pricing). In instances where there is little or no market activity for the same or similar instruments, the Company estimates fair value using methods, models and assumptions that management believes market participants would use to determine a current transaction price. These valuation techniques involve some level of management estimation and judgment which becomes significant with increasingly complex instruments or pricing models. Where appropriate, adjustments are included to reflect the risk inherent in a particular methodology, model or input used.

Derivatives are carried at fair value, which is determined using the Company's derivative accounting system in conjunction with observable key financial data from third-party sources, such as yield curves, exchange rates, S&P 500 Index prices, Secured Overnight Financing Rate ("SOFR") and Overnight Index Swap Rates ("OIS"). For those derivatives that are unable to be valued by the accounting system, the Company typically utilizes values established by third-party brokers. Derivatives which qualify for special hedge accounting treatment are reported in a manner that is consistent with the accounting for the hedged asset or liability.

- (5) See Note 20A(1-4) for disclosures on derivative assets and liabilities.

B. Other Fair Value Disclosures
None

STATEMENT AS OF MARCH 31, 2022 OF THE Voya Retirement Insurance and Annuity Company
NOTES TO FINANCIAL STATEMENTS

C. Aggregate Fair Value Disclosures

The following table shows all financial instruments and the level within the fair value or NAV hierarchy in which the fair value measurements fall as of March 31, 2022:

Type of Financial Instrument	Aggregate Fair Value	Admitted Assets	(Level 1)	(Level 2)	(Level 3)	Net Asset Value (NAV)	Not Practicable (Carrying Value)
Assets							
Bonds	\$ 23,599,596,303	\$ 23,392,224,900	\$ 467,870,237	\$ 21,470,166,043	\$ 1,661,560,023	\$ —	\$ —
Preferred stock	249,181,466	252,017,720	7,916,800	16,746,368	224,518,298	—	—
Common stock	60,366,341	60,366,341	6,854,904	47,000,000	6,511,437	—	—
Mortgage loans	4,196,722,117	4,174,738,400	—	—	4,196,722,117	—	—
Contract loans	205,952,296	205,952,296	—	205,952,296	—	—	—
Other invested assets	271,496,436	246,344,348	—	125,783,211	145,713,225	—	—
Cash equivalents and short-term investments	874,745,249	874,422,107	46,000,000	822,000,000	6,745,249	—	—
Derivatives							
Credit contracts	42,583	12,256	—	42,583	—	—	—
Foreign exchange contracts	13,393,921	6,964,450	—	13,393,921	—	—	—
Interest rate contracts	298,742,597	298,665,631	—	298,742,597	—	—	—
Separate account assets	90,601,557,880	90,601,557,880	84,237,813,015	6,024,365,495	339,379,370	—	—
Total Assets	\$ 120,371,797,189	\$ 120,113,266,329	\$ 84,766,454,956	\$ 29,024,192,514	\$ 6,581,149,719	\$ —	\$ —
Liabilities							
Supplementary contracts and immediate annuities	\$ 23,300,763	\$ 18,308,522	\$ —	\$ —	\$ 23,300,763	\$ —	\$ —
Deposit type contracts	941,912,190	931,249,865	—	941,912,190	—	—	—
Derivatives							
Credit contracts	494,280	2,486,758	—	494,280	—	—	—
Foreign exchange contracts	9,245,350	15,668,066	—	9,245,350	—	—	—
Interest rate contracts	201,151,160	183,619,871	283,100	200,868,060	—	—	—
Long-term debt	2,857,771	2,857,771	—	2,857,771	—	—	—
Total Liabilities	\$ 1,178,961,514	\$ 1,154,190,853	\$ 283,100	\$ 1,155,377,651	\$ 23,300,763	\$ —	\$ —

D. Reasons Not Practicable to Estimate Fair Value

None

E. Investments measured using the NAV practical expedient pursuant to SSAP No. 100R, Fair Value

None

21. Other Items

No significant change

22. Events Subsequent

Type I – Recognized Subsequent Events

The Company is not aware of any events occurring subsequent to March 31, 2022 that may have a material effect on the Company's financial statements. The Company evaluated events subsequent to March 31, 2022 through May 12, 2022, the date the statutory financial statements were available to be issued.

Type II – Nonrecognized Subsequent Events

On May 2, 2022, the Company declared an extraordinary dividend in the amount of \$809,000,000 with the payment subject to the approval of the Connecticut Department of Insurance.

The Company is not aware of any other events occurring subsequent to March 31, 2022 that may have a material effect on the Company's financial statements. The Company evaluated events subsequent to March 31, 2022 through May 12, 2022, the date the statutory financial statements were available to be issued.

23. Reinsurance

No significant change

24. Retrospectively Rated Contracts & Contracts Subject to Redetermination

E. Risk Sharing Provisions of the Affordable Care Act ("ACA")

None

25. Change in Incurred Losses and Loss Adjustment Expenses

None

STATEMENT AS OF MARCH 31, 2022 OF THE Voya Retirement Insurance and Annuity Company
NOTES TO FINANCIAL STATEMENTS

26. Intercompany Pooling Arrangements

None

27. Structured Settlements

None

28. Health Care Receivables

None

29. Participating Policies

None

30. Premium Deficiency Reserves

None

31. Reserves for Life Contracts and Annuity Contracts

No significant change

32. Analysis of Annuity Actuarial Reserves and Deposit Type Contract Liabilities by Withdrawal Characteristics

No significant change

33. Analysis of Life Actuarial Reserves by Withdrawal Characteristics

No significant change

34. Premium & Annuity Considerations Deferred and Uncollected

No significant change

35. Separate Accounts

No significant change

36. Loss/Claim Adjustment Expenses

None

STATEMENT AS OF MARCH 31, 2022 OF THE VOYA RETIREMENT INSURANCE AND ANNUITY COMPANY
GENERAL INTERROGATORIES

PART 1 - COMMON INTERROGATORIES

GENERAL

- 1.1 Did the reporting entity experience any material transactions requiring the filing of Disclosure of Material Transactions with the State of Domicile, as required by the Model Act? Yes [] No [X]
- 1.2 If yes, has the report been filed with the domiciliary state? Yes [] No []
- 2.1 Has any change been made during the year of this statement in the charter, by-laws, articles of incorporation, or deed of settlement of the reporting entity? Yes [] No [X]
- 2.2 If yes, date of change:
- 3.1 Is the reporting entity a member of an Insurance Holding Company System consisting of two or more affiliated persons, one or more of which is an insurer? Yes [X] No []
 If yes, complete Schedule Y, Parts 1 and 1A.
- 3.2 Have there been any substantial changes in the organizational chart since the prior quarter end? Yes [X] No []
- 3.3 If the response to 3.2 is yes, provide a brief description of those changes.
 Changes in ownership of entities and dissolution of entities.
- 3.4 Is the reporting entity publicly traded or a member of a publicly traded group? Yes [X] No []
- 3.5 If the response to 3.4 is yes, provide the CIK (Central Index Key) code issued by the SEC for the entity/group. 0000837010
- 4.1 Has the reporting entity been a party to a merger or consolidation during the period covered by this statement? Yes [] No [X]
- 4.2 If yes, provide the name of the entity, NAIC Company Code, and state of domicile (use two letter state abbreviation) for any entity that has ceased to exist as a result of the merger or consolidation.

1 Name of Entity	2 NAIC Company Code	3 State of Domicile
.....

5. If the reporting entity is subject to a management agreement, including third-party administrator(s), managing general agent(s), attorney-in-fact, or similar agreement, have there been any significant changes regarding the terms of the agreement or principals involved? Yes [] No [X] N/A []
 If yes, attach an explanation.
- 6.1 State as of what date the latest financial examination of the reporting entity was made or is being made. 12/31/2019
- 6.2 State the as of date that the latest financial examination report became available from either the state of domicile or the reporting entity. This date should be the date of the examined balance sheet and not the date the report was completed or released. 12/31/2019
- 6.3 State as of what date the latest financial examination report became available to other states or the public from either the state of domicile or the reporting entity. This is the release date or completion date of the examination report and not the date of the examination (balance sheet date). 05/12/2021
- 6.4 By what department or departments?
 Connecticut
- 6.5 Have all financial statement adjustments within the latest financial examination report been accounted for in a subsequent financial statement filed with Departments? Yes [] No [] N/A [X]
- 6.6 Have all of the recommendations within the latest financial examination report been complied with? Yes [X] No [] N/A []
- 7.1 Has this reporting entity had any Certificates of Authority, licenses or registrations (including corporate registration, if applicable) suspended or revoked by any governmental entity during the reporting period? Yes [] No [X]
- 7.2 If yes, give full information:
- 8.1 Is the company a subsidiary of a bank holding company regulated by the Federal Reserve Board? Yes [] No [X]
- 8.2 If response to 8.1 is yes, please identify the name of the bank holding company.
- 8.3 Is the company affiliated with one or more banks, thrifts or securities firms? Yes [X] No []
- 8.4 If response to 8.3 is yes, please provide below the names and location (city and state of the main office) of any affiliates regulated by a federal regulatory services agency [i.e. the Federal Reserve Board (FRB), the Office of the Comptroller of the Currency (OCC), the Federal Deposit Insurance Corporation (FDIC) and the Securities Exchange Commission (SEC)] and identify the affiliate's primary federal regulator.

1 Affiliate Name	2 Location (City, State)	3 FRB	4 OCC	5 FDIC	6 SEC
Voya Alternative Asset Management LLC	New York, NY	NO	NO	NO	YES
Voya Financial Partners, LLC	Windsor, CT	NO	NO	NO	YES
Voya Financial Advisors, Inc.	Des Moines, IA	NO	NO	NO	YES
Voya Investment Management Co. LLC	New York, NY	NO	NO	NO	YES
Voya Investment Management LLC	Atlanta, GA	NO	NO	NO	YES
Voya Investments Distributor, LLC	Scottsdale, AZ	NO	NO	NO	YES
Voya Investments, LLC	Scottsdale, AZ	NO	NO	NO	YES
Voya Retirement Advisors, LLC	Windsor, CT	NO	NO	NO	YES

STATEMENT AS OF MARCH 31, 2022 OF THE VOYA RETIREMENT INSURANCE AND ANNUITY COMPANY
GENERAL INTERROGATORIES

- 9.1 Are the senior officers (principal executive officer, principal financial officer, principal accounting officer or controller, or persons performing similar functions) of the reporting entity subject to a code of ethics, which includes the following standards? Yes [X] No []
 (a) Honest and ethical conduct, including the ethical handling of actual or apparent conflicts of interest between personal and professional relationships;
 (b) Full, fair, accurate, timely and understandable disclosure in the periodic reports required to be filed by the reporting entity;
 (c) Compliance with applicable governmental laws, rules and regulations;
 (d) The prompt internal reporting of violations to an appropriate person or persons identified in the code; and
 (e) Accountability for adherence to the code.
- 9.11 If the response to 9.1 is No, please explain:
- 9.2 Has the code of ethics for senior managers been amended? Yes [] No [X]
- 9.21 If the response to 9.2 is Yes, provide information related to amendment(s).
- 9.3 Have any provisions of the code of ethics been waived for any of the specified officers? Yes [] No [X]
- 9.31 If the response to 9.3 is Yes, provide the nature of any waiver(s).

FINANCIAL

- 10.1 Does the reporting entity report any amounts due from parent, subsidiaries or affiliates on Page 2 of this statement? Yes [X] No []
- 10.2 If yes, indicate any amounts receivable from parent included in the Page 2 amount: \$0

INVESTMENT

- 11.1 Were any of the stocks, bonds, or other assets of the reporting entity loaned, placed under option agreement, or otherwise made available for use by another person? (Exclude securities under securities lending agreements.) Yes [X] No []
- 11.2 If yes, give full and complete information relating thereto:
 Investments in other pledged collateral of \$94,782,569
12. Amount of real estate and mortgages held in other invested assets in Schedule BA: \$74,433,668
13. Amount of real estate and mortgages held in short-term investments: \$0
- 14.1 Does the reporting entity have any investments in parent, subsidiaries and affiliates? Yes [X] No []
- 14.2 If yes, please complete the following:

	1 Prior Year-End Book/Adjusted Carrying Value	2 Current Quarter Book/Adjusted Carrying Value
14.21 Bonds	\$ 121,403,796	\$ 110,545,674
14.22 Preferred Stock	\$ 0	\$ 0
14.23 Common Stock	\$ 93,377,532	\$ 93,005,250
14.24 Short-Term Investments	\$ 130,000,000	\$ 822,000,000
14.25 Mortgage Loans on Real Estate	\$ 0	\$ 0
14.26 All Other	\$ 166,544,842	\$ 127,885,712
14.27 Total Investment in Parent, Subsidiaries and Affiliates (Subtotal Lines 14.21 to 14.26)	\$ 511,326,170	\$ 1,153,436,636
14.28 Total Investment in Parent included in Lines 14.21 to 14.26 above	\$ 130,000,000	\$ 822,000,000

- 15.1 Has the reporting entity entered into any hedging transactions reported on Schedule DB? Yes [X] No []
- 15.2 If yes, has a comprehensive description of the hedging program been made available to the domiciliary state? Yes [X] No [] N/A []
 If no, attach a description with this statement.
16. For the reporting entity's security lending program, state the amount of the following as of the current statement date:
- 16.1 Total fair value of reinvested collateral assets reported on Schedule DL, Parts 1 and 2 \$613,119,488
- 16.2 Total book adjusted/carrying value of reinvested collateral assets reported on Schedule DL, Parts 1 and 2 \$613,354,945
- 16.3 Total payable for securities lending reported on the liability page. \$613,354,945

STATEMENT AS OF MARCH 31, 2022 OF THE VOYA RETIREMENT INSURANCE AND ANNUITY COMPANY
GENERAL INTERROGATORIES

17. Excluding items in Schedule E - Part 3 - Special Deposits, real estate, mortgage loans and investments held physically in the reporting entity's offices, vaults or safety deposit boxes, were all stocks, bonds and other securities, owned throughout the current year held pursuant to a custodial agreement with a qualified bank or trust company in accordance with Section 1, III - General Examination Considerations, F. Outsourcing of Critical Functions, Custodial or Safekeeping Agreements of the NAIC Financial Condition Examiners Handbook? Yes [X] No []
- 17.1 For all agreements that comply with the requirements of the NAIC Financial Condition Examiners Handbook, complete the following:

1 Name of Custodian(s)	2 Custodian Address
Bank of New York Mellon	One Wall Street New York, NY 10286

- 17.2 For all agreements that do not comply with the requirements of the NAIC Financial Condition Examiners Handbook, provide the name, location and a complete explanation:

1 Name(s)	2 Location(s)	3 Complete Explanation(s)
.....

- 17.3 Have there been any changes, including name changes, in the custodian(s) identified in 17.1 during the current quarter? Yes [] No [X]
- 17.4 If yes, give full information relating thereto:

1 Old Custodian	2 New Custodian	3 Date of Change	4 Reason
.....

- 17.5 Investment management – Identify all investment advisors, investment managers, broker/dealers, including individuals that have the authority to make investment decisions on behalf of the reporting entity. For assets that are managed internally by employees of the reporting entity, note as such. ["...that have access to the investment accounts"; "...handle securities"]

1 Name of Firm or Individual	2 Affiliation
Voya Investment Management LLC	A.....
BlackRock Financial Management, Inc.	U.....
Blackstone Alternative Asset Management L.P.	U.....
Pomona Management LLC	A.....
Voya Investment Management Co. LLC	A.....

- 17.5097 For those firms/individuals listed in the table for Question 17.5, do any firms/individuals unaffiliated with the reporting entity (i.e. designated with a "U") manage more than 10% of the reporting entity's invested assets? Yes [] No [X]
- 17.5098 For firms/individuals unaffiliated with the reporting entity (i.e. designated with a "U") listed in the table for Question 17.5, does the total assets under management aggregate to more than 50% of the reporting entity's invested assets? Yes [] No [X]

- 17.6 For those firms or individuals listed in the table for 17.5 with an affiliation code of "A" (affiliated) or "U" (unaffiliated), provide the information for the table below.

1 Central Registration Depository Number	2 Name of Firm or Individual	3 Legal Entity Identifier (LEI)	4 Registered With	5 Investment Management Agreement (IMA) Filed
108934	Voya Investment Management LLC	MZJU01BG07J1KULQSB89	SEC	DS.....
107105	BlackRock Financial Management, Inc.	549300LVXY1VJKE13M84	SEC	NO.....
107580	Blackstone Alternative Asset Management L.P.	549300R4EZHU6DUS3S67	SEC	NO.....
148269	Pomona Management LLC	5493002H31LGB6MTJE02	SEC	NO.....
106494	Voya Investment Management Co. LLC	L1XJE5NM4QE6WXS12J24	SEC	NO.....

- 18.1 Have all the filing requirements of the Purposes and Procedures Manual of the NAIC Investment Analysis Office been followed? Yes [] No [X]
- 18.2 If no, list exceptions:
10922CAB3

19. By self-designating 5GI securities, the reporting entity is certifying the following elements for each self-designated 5GI security:
- a. Documentation necessary to permit a full credit analysis of the security does not exist or an NAIC CRP credit rating for an FE or PL security is not available.
 - b. Issuer or obligor is current on all contracted interest and principal payments.
 - c. The insurer has an actual expectation of ultimate payment of all contracted interest and principal.
- Has the reporting entity self-designated 5GI securities? Yes [X] No []

20. By self-designating PLGI securities, the reporting entity is certifying the following elements of each self-designated PLGI security:
- a. The security was purchased prior to January 1, 2018.
 - b. The reporting entity is holding capital commensurate with the NAIC Designation reported for the security.
 - c. The NAIC Designation was derived from the credit rating assigned by an NAIC CRP in its legal capacity as a NRSRO which is shown on a current private letter rating held by the insurer and available for examination by state insurance regulators.
 - d. The reporting entity is not permitted to share this credit rating of the PL security with the SVO.
- Has the reporting entity self-designated PLGI securities? Yes [] No [X]

21. By assigning FE to a Schedule BA non-registered private fund, the reporting entity is certifying the following elements of each self-designated FE fund:
- a. The shares were purchased prior to January 1, 2019.
 - b. The reporting entity is holding capital commensurate with the NAIC Designation reported for the security.
 - c. The security had a public credit rating(s) with annual surveillance assigned by an NAIC CRP in its legal capacity as an NRSRO prior to January 1, 2019.
 - d. The fund only or predominantly holds bonds in its portfolio.
 - e. The current reported NAIC Designation was derived from the public credit rating(s) with annual surveillance assigned by an NAIC CRP in its legal capacity as an NRSRO.
 - f. The public credit rating(s) with annual surveillance assigned by an NAIC CRP has not lapsed.
- Has the reporting entity assigned FE to Schedule BA non-registered private funds that complied with the above criteria? Yes [] No [X]

STATEMENT AS OF MARCH 31, 2022 OF THE VOYA RETIREMENT INSURANCE AND ANNUITY COMPANY
GENERAL INTERROGATORIES

PART 2 - LIFE AND ACCIDENT AND HEALTH COMPANIES/FRATERNAL BENEFIT SOCIETIES

Life and Accident Health Companies/Fraternal Benefit Societies:

1. Report the statement value of mortgage loans at the end of this reporting period for the following categories: 1
Amount
- 1.1 Long-Term Mortgages In Good Standing
- 1.11 Farm Mortgages \$ 0
- 1.12 Residential Mortgages \$ 0
- 1.13 Commercial Mortgages \$ 4,130,489,530
- 1.14 Total Mortgages in Good Standing \$ 4,130,489,530
- 1.2 Long-Term Mortgages In Good Standing with Restructured Terms
- 1.21 Total Mortgages in Good Standing with Restructured Terms \$ 44,248,870
- 1.3 Long-Term Mortgage Loans Upon which Interest is Overdue more than Three Months
- 1.31 Farm Mortgages \$ 0
- 1.32 Residential Mortgages \$ 0
- 1.33 Commercial Mortgages \$ 0
- 1.34 Total Mortgages with Interest Overdue more than Three Months \$ 0
- 1.4 Long-Term Mortgage Loans in Process of Foreclosure
- 1.41 Farm Mortgages \$ 0
- 1.42 Residential Mortgages \$ 0
- 1.43 Commercial Mortgages \$ 0
- 1.44 Total Mortgages in Process of Foreclosure \$ 0
- 1.5 Total Mortgage Loans (Lines 1.14 + 1.21 + 1.34 + 1.44) (Page 2, Column 3, Lines 3.1 + 3.2) \$ 4,174,738,400
- 1.6 Long-Term Mortgages Foreclosed, Properties Transferred to Real Estate in Current Quarter
- 1.61 Farm Mortgages \$ 0
- 1.62 Residential Mortgages \$ 0
- 1.63 Commercial Mortgages \$ 0
- 1.64 Total Mortgages Foreclosed and Transferred to Real Estate \$ 0
2. Operating Percentages:
- 2.1 A&H loss percent 0.000 %
- 2.2 A&H cost containment percent 0.000 %
- 2.3 A&H expense percent excluding cost containment expenses 0.000 %
- 3.1 Do you act as a custodian for health savings accounts? Yes [] No [X]
- 3.2 If yes, please provide the amount of custodial funds held as of the reporting date \$ 0
- 3.3 Do you act as an administrator for health savings accounts? Yes [] No [X]
- 3.4 If yes, please provide the balance of the funds administered as of the reporting date \$ 0
4. Is the reporting entity licensed or chartered, registered, qualified, eligible or writing business in at least two states? Yes [X] No []
- 4.1 If no, does the reporting entity assume reinsurance business that covers risks residing in at least one state other than the state of domicile of the reporting entity? Yes [] No []

Fraternal Benefit Societies Only:

- 5.1 In all cases where the reporting entity has assumed accident and health risks from another company, provisions should be made in this statement on account of such reinsurances for reserve equal to that which the original company would have been required to establish had it retained the risks. Has this been done? Yes [] No [] N/A []
- 5.2 If no, explain:
.....
- 6.1 Does the reporting entity have outstanding assessments in the form of liens against policy benefits that have increased surplus? Yes [] No []
- 6.2 If yes, what is the date(s) of the original lien and the total outstanding balance of liens that remain in surplus?

Date	Outstanding Lien Amount
.....	0
.....

SCHEDULE S - CEDED REINSURANCE

Showing All New Reinsurance Treaties - Current Year to Date

1 NAIC Company Code	2 ID Number	3 Effective Date	4 Name of Reinsurer	5 Domiciliary Jurisdiction	6 Type of Reinsurance Ceded	7 Type of Business Ceded	8 Type of Reinsurer	9 Certified Reinsurer Rating (1 through 6)	10 Effective Date of Certified Reinsurer Rating
NONE									

STATEMENT AS OF MARCH 31, 2022 OF THE VOYA RETIREMENT INSURANCE AND ANNUITY COMPANY
SCHEDULE T - PREMIUMS AND ANNUITY CONSIDERATIONS

Current Year To Date - Allocated by States and Territories

States, Etc.	1	Direct Business Only					7	
		Life Contracts		4	5	6		
		2	3					
Active Status (a)	Life Insurance Premiums	Annuity Considerations	Accident and Health Insurance Premiums, Including Policy, Membership and Other Fees	Other Considerations	Total Columns 2 Through 5	Deposit-Type Contracts		
1. Alabama	AL	L	186,741	26,883,669	0	0	27,070,410	9,095
2. Alaska	AK	L	10,276	3,988,877	0	0	3,999,153	0
3. Arizona	AZ	L	212,609	39,906,337	143	0	40,119,090	0
4. Arkansas	AR	L	237,988	14,241,532	0	3,293,856	17,773,377	0
5. California	CA	L	1,771,578	326,662,084	0	46,964,196	375,397,858	299,458
6. Colorado	CO	L	104,109	48,683,033	0	0	48,787,142	0
7. Connecticut	CT	L	566,132	189,427,439	0	166,131,930	356,125,501	184,814
8. Delaware	DE	L	56,668	16,814,106	0	3,346,064	20,216,837	0
9. District of Columbia	DC	L	23,811	9,672,860	0	1,250,572	10,947,243	61,061
10. Florida	FL	L	1,039,386	187,888,401	1,201	13,845	188,942,834	101,106
11. Georgia	GA	L	318,805	77,236,452	0	0	77,555,257	66,715
12. Hawaii	HI	L	153,234	3,491,402	0	7,023,889	10,668,525	0
13. Idaho	ID	L	25,829	10,234,474	0	0	10,260,303	0
14. Illinois	IL	L	571,198	169,845,645	0	25,756,033	196,172,877	0
15. Indiana	IN	L	232,648	46,219,270	0	0	46,451,918	0
16. Iowa	IA	L	199,774	41,176,723	0	0	41,376,497	0
17. Kansas	KS	L	1,614,118	28,742,941	0	0	30,357,059	0
18. Kentucky	KY	L	111,980	32,686,250	0	0	32,798,230	182,564
19. Louisiana	LA	L	166,087	44,142,258	0	0	44,308,345	57,107
20. Maine	ME	L	66,241	11,665,053	0	0	11,731,294	0
21. Maryland	MD	L	206,590	74,915,429	0	0	75,122,019	2,621,212
22. Massachusetts	MA	L	344,347	116,861,081	389	30,647,704	147,853,521	0
23. Michigan	MI	L	806,115	57,594,926	0	3,630,825	62,031,867	0
24. Minnesota	MN	L	2,409,266	64,768,073	0	0	67,177,339	0
25. Mississippi	MS	L	226,726	21,027,391	0	0	21,254,117	0
26. Missouri	MO	L	272,326	45,259,526	0	15,445,794	60,977,646	7,462
27. Montana	MT	L	13,333	5,659,536	0	0	5,672,868	0
28. Nebraska	NE	L	31,311	24,704,330	0	0	24,735,641	18,295
29. Nevada	NV	L	95,569	24,809,124	0	0	24,904,693	0
30. New Hampshire	NH	L	94,558	22,587,392	377	0	22,682,327	0
31. New Jersey	NJ	L	458,006	206,633,817	0	0	207,091,823	0
32. New Mexico	NM	L	56,411	7,354,670	0	0	7,411,081	0
33. New York	NY	L	2,359,456	353,872,215	12,651	4,724,009	360,968,331	1,068,613
34. North Carolina	NC	L	657,459	63,023,000	0	0	63,680,460	73,319
35. North Dakota	ND	L	32,145	2,116,867	0	0	2,149,012	0
36. Ohio	OH	L	602,247	190,616,623	0	0	191,218,870	651,105
37. Oklahoma	OK	L	95,978	21,999,853	0	0	22,095,831	0
38. Oregon	OR	L	56,323	58,656,877	0	0	58,713,200	0
39. Pennsylvania	PA	L	837,633	122,338,355	0	0	123,175,988	491,264
40. Rhode Island	RI	L	74,766	19,703,392	0	0	19,778,158	125,973
41. South Carolina	SC	L	195,519	24,930,117	0	0	25,125,636	0
42. South Dakota	SD	L	25,450	1,290,089	0	0	1,315,539	0
43. Tennessee	TN	L	334,343	67,402,697	0	0	67,737,040	0
44. Texas	TX	L	1,258,371	271,983,110	0	0	273,241,480	0
45. Utah	UT	L	317,533	20,292,605	0	0	20,610,138	0
46. Vermont	VT	L	29,131	5,943,991	0	0	5,973,122	0
47. Virginia	VA	L	595,901	82,346,776	0	2,895,138	85,837,815	0
48. Washington	WA	L	145,851	50,346,139	0	0	50,491,991	0
49. West Virginia	WV	L	54,495	8,126,683	0	0	8,181,178	0
50. Wisconsin	WI	L	168,692	83,807,786	0	0	83,976,479	0
51. Wyoming	WY	L	5,900	1,529,647	0	0	1,535,547	0
52. American Samoa	AS	N	234	4,973	0	0	5,207	0
53. Guam	GU	L	0	87,357	0	0	87,357	0
54. Puerto Rico	PR	L	3,553	702,569	0	0	706,121	0
55. U.S. Virgin Islands	VI	L	1,010	616,829	0	0	617,838	0
56. Northern Mariana Islands	MP	N	0	0	0	0	0	0
57. Canada	CAN	N	462	132,356	0	0	132,818	0
58. Aggregate Other Aliens	OT	XXX	124,678	1,948,970	0	0	2,073,648	113,844
59. Subtotal	XXX		20,660,900	3,455,603,978	14,761	311,123,856	3,787,403,496	6,133,006
90. Reporting entity contributions for employee benefits plans	XXX		0	0	0	0	0	0
91. Dividends or refunds applied to purchase paid-up additions and annuities	XXX		0	0	0	0	0	0
92. Dividends or refunds applied to shorten endowment or premium paying period	XXX		0	0	0	0	0	0
93. Premium or annuity considerations waived under disability or other contract provisions	XXX		466,003	0	0	0	466,003	0
94. Aggregate or other amounts not allocable by State	XXX		0	0	0	0	0	0
95. Totals (Direct Business)	XXX		21,126,903	3,455,603,978	14,761	311,123,856	3,787,869,499	6,133,006
96. Plus Reinsurance Assumed	XXX		437,366	0	0	0	437,366	0
97. Totals (All Business)	XXX		21,564,269	3,455,603,978	14,761	311,123,856	3,788,306,865	6,133,006
98. Less Reinsurance Ceded	XXX		21,564,269	3,059,532	14,761	0	24,638,562	0
99. Totals (All Business) less Reinsurance Ceded	XXX		0	3,452,544,447	0	311,123,856	3,763,668,303	6,133,006
DETAILS OF WRITE-INS								
58001. ZZZ Other Alien	XXX		124,678	1,948,970	0	0	2,073,648	113,844
58002.	XXX							
58003.	XXX							
58998. Summary of remaining write-ins for Line 58 from overflow page	XXX		0	0	0	0	0	0
58999. Totals (Lines 58001 through 58003 plus 58998)(Line 58 above)	XXX		124,678	1,948,970	0	0	2,073,648	113,844
9401.	XXX							
9402.	XXX							
9403.	XXX							
9498. Summary of remaining write-ins for Line 94 from overflow page	XXX		0	0	0	0	0	0
9499. Totals (Lines 9401 through 9403 plus 9498)(Line 94 above)	XXX		0	0	0	0	0	0

(a) Active Status Counts:

L - Licensed or Chartered - Licensed Insurance carrier or domiciled RRG..... 54 R - Registered - Non-domiciled RRGs..... 0
E - Eligible - Reporting entities eligible or approved to write surplus lines in the state..... 0 Q - Qualified - Qualified or accredited reinsurer..... 0
N - None of the above - Not allowed to write business in the state..... 3

STATEMENT AS OF MARCH 31, 2022 OF THE VOYA RETIREMENT INSURANCE AND ANNUITY COMPANY

**SCHEDULE Y - INFORMATION CONCERNING ACTIVITIES OF INSURER MEMBERS OF A HOLDING COMPANY GROUP
PART 1 - ORGANIZATIONAL CHART**

Entity Name	Insurer/Non-insurer	FEIN	NAIC	State
Voya Financial, Inc.		52-1222820		DE
Pen-Cal Administrators, Inc.		94-2695108		CA
Security Life Assignment Corporation		84-1437826		CO
Voya Holdings Inc.		02-0488491		CT
Voya Custom Investments LLC		27-2278894		DE
Rancho Mountain Properties, Inc.		27-2987157		DE
Voya Benefits Company, LLC		83-0965809		DE
Benefit Strategies, LLC		26-003294		NH
ILICA LLC		06-1067464		CT
ReliaStar Life Insurance Company	Insurer	41-0451140	67105	MN
Voya Special Investments, Inc.		85-1775946		DE
Pomona Capital VII, L.P.				DE
Parent/Subsidiary listing is not repeated				
Pomona Voya (US) Holdings Co-Investment II, L.P.				DE
Pomona Voya (US) Holdings IV, L.P.				DE
Pomona Voya (US) Holdings V L.P.				DE
Pomona Voya (US) Holdings V-A, L.P.				DE
ReliaStar Life Insurance Company of New York	Insurer	53-0242530	61360	NY
The Voya Proprietary Alpha Fund, LLC		20-8811107		DE
RiverRoch LLC				DE
Oconee Real Estate Holdings LLC		85-1578755		DE
Voya Financial Advisors, Inc.		41-0945505		MN
Voya Institutional Trust Company		46-5416028		CT
Voya Insurance Solutions, LLC		06-1465377		CT
Voya International Nominee Holdings, Inc.		06-0952776		CT
Voya Investment Management LLC		58-2361003		DE
Voya Capital, LLC		86-1020892		DE
Voya Funds Services, LLC		86-1020893		DE
Voya Investments Distributor, LLC		03-0485744		DE
Voya Investments, LLC		03-0402099		AZ
Voya Investment Management Alternative Assets LLC		13-4038444		DE
ING Pomona Private Equity Management (Luxembourg) S.A.				LUX
Pomona Capital Secondary Co-Investment, L.P.				DE
Voya Alternative Asset Management Ireland Limited				IRL
Voya Alternative Asset Management LLC		13-3863170		DE
Voya MSR Opportunities GP LLC		87-1891874		DE
VAAM GP LLC		87-2198755		DE
Voya Renewable Energy Infrastructure Debt GP I LP		87-1885741		DE
The Voya Proprietary Alpha Fund, LLC		20-8811107		DE
Voya Multi-Strategy Opportunity Fund LLC				DE
Voya CML GP LLC				DE
Voya TALF GP LLC				DE
Voya TALF Opportunity Fund LP				DE
Voya Pomona Holdings LLC		13-4152011		DE
Pomona G.P. Holdings LLC		13-4150600		DE
Opportunity Investor P Associates, L.P.				DE
Opportunity Investor P, L.P.				DE
Opportunity Investor P Secondary Associates, LLC				DE
Opportunity Investor P Associates, L.P.				DE
Parent/Subsidiary listing is not repeated				
Pomona Associates V, LP		13-4197230		DE
Pomona Associates VI, LP		20-1779011		DE
Pomona Associates VII, L.P.		26-1701070		DE
Pomona Capital VII, L.P.				DE
Parent/Subsidiary listing is not repeated				
Pomona Energy Partners, L.P.				DE
Pomona Associates VIII, L.P.		37-1698452		DE
Pomona Investors IV, L.P.		59-3794146		DE
Pomona Investors V L.P.		26-1939518		DE
Pomona Primary Associates IV LLC		59-3794146		DE
Pomona Investors IV, L.P.		59-3794146		DE
Pomona Primary Associates V LLC		26-1939443		DE
Pomona Investors V L.P.		26-1939518		DE
Pomona Secondary Associates V LLC		13-4196882		DE
Pomona Associates V, LP		13-4197230		DE
Pomona Secondary Associates VI LLC		20-1779002		DE
Pomona Associates VI, LP		20-1779011		DE
Pomona Secondary Associates VII LLC		26-1668484		DE
Pomona Associates VII, L.P.		26-1701070		DE
Parent/Subsidiary listing is not repeated				
Pomona Secondary Associates VIII, LLC		46-0666750		DE
Pomona Associates VIII, L.P.		37-1698452		DE
Pomona Secondary Co-Investment Associates, LLC				DE
Pomona Secondary Co-Investment Associates, LP				DE
Pomona Capital Secondary Co-Investment, L.P.				DE
Pomona Secondary Co-Investment Associates, LP				DE
Parent/Subsidiary listing is not repeated				
Pomona Voya (US) Holdings Associates II LLC		36-4577583		DE
Pomona Voya (US) Holdings Associates II, L.P.		37-1513803		DE
Pomona Voya (US) Holdings Co- Investment Associates II, L.P.				DE
Pomona Voya (US) Holdings Co-Investment II, L.P.				DE
Pomona Voya (US) Holdings Co-Investment Associates L.P.				DE
Pomona Voya (US) Holdings Associates II, L.P.		37-1513803		DE
Parent/Subsidiary listing is not repeated				
Pomona Voya (US) Holdings Associates III LLC		16-1771993		DE
Pomona Voya (US) Holdings Associates III LP				DE
Pomona Voya (US) Holdings Associates III LP				DE
Pomona Voya (US) Holdings Associates IV LLC		26-1705350		DE
Pomona Voya (US) Holdings Associates IV, L.P.		26-1705523		DE
Pomona Voya (US) Holdings IV, L.P.				DE

STATEMENT AS OF MARCH 31, 2022 OF THE VOYA RETIREMENT INSURANCE AND ANNUITY COMPANY

**SCHEDULE Y - INFORMATION CONCERNING ACTIVITIES OF INSURER MEMBERS OF A HOLDING COMPANY GROUP
PART 1 - ORGANIZATIONAL CHART**

Entity Name	Insurer/Non-insurer	FEIN	NAIC	State
Parent/Subsidiary listing is not repeated				
Pomona Voya (US) Holdings Associates IV, L.P.		26-1705523		DE
Parent/Subsidiary listing is not repeated				
Pomona Voya (US) Holdings Associates LLC		20-0554145		DE
Pomona Voya (US) Holdings Associates, L.P.		20-0585365		DE
Pomona Voya (US) Holdings Associates V, L.P.				DE
Pomona Voya (US) Holdings V L.P.				DE
Pomona Voya (US) Holdings V-A, L.P.				DE
Pomona Voya (US) Holdings Associates V, LLC				DE
Pomona Voya (US) Holdings Associates V, L.P.				DE
Parent/Subsidiary listing is not repeated				
Pomona Voya (US) Holdings Associates, L.P.		20-0585365		DE
Pomona Voya (US) Holdings Co- Investment Associates II, L.P.				DE
Parent/Subsidiary listing is not repeated				
Pomona Voya (US) Holdings Co-Investment Associates L.P.				DE
Pomona Voya Asia Pacific Associates, L.P.				DE
Voya Pomona Asia Pacific G.P. Limited				CYM
Voya Pomona Asia Pacific Private Equity Co-Invest I L.P.				DE
Pomona Voya Asia Pacific Associates, LLC				DE
Pomona Voya Asia Pacific Associates, L.P.				DE
Parent/Subsidiary listing is not repeated				
Pomona Management LLC		13-4149700		DE
Pomona Capital Asia Limited				HKG
Pomona Europe, Ltd.				GBR
Pomona Europe Advisers Limited				GBR
Voya Realty Group LLC		13-4003969		DE
Voya Investment Management Co. LLC		06-0888148		DE
Voya Investment Management (UK) Limited				GBR
Voya Investment Trust Co.		06-1440627		CT
Voya Investment Management Services (UK) Limited				GBR
Voya Retirement Insurance and Annuity Company	Insurer	71-0294708	86509	CT
Voya Special Investments, Inc.		85-1775946		DE
RiverRoch LLC				DE
Oconee Real Estate Holdings LLC		85-1578755		DE
Pomona Capital VII, L.P.				DE
Parent/Subsidiary listing is not repeated				
Pomona Voya (US) Holdings Co-Investment II, L.P.				DE
Pomona Voya (US) Holdings IV, L.P.				DE
Pomona Voya (US) Holdings V L.P.				DE
Pomona Voya (US) Holdings V-A, L.P.				DE
Voya Financial Partners, LLC		06-1375177		DE
Voya Pomona Asia Pacific Private Equity Co-Invest I L.P.				DE
Voya Institutional Plan Services, LLC		04-3516284		DE
Voya Retirement Advisors, LLC		22-1862786		NJ
Voya Payroll Management, Inc.		52-2197204		DE
Voya Services Company		52-1317217		DE
VFI SLK Global Services Private Limited				IND
Voya Special Investments, Inc.		85-1775946		DE

STATEMENT AS OF MARCH 31, 2022 OF THE VOYA RETIREMENT INSURANCE AND ANNUITY COMPANY

SCHEDULE Y

PART 1A - DETAIL OF INSURANCE HOLDING COMPANY SYSTEM

1	2	3	4	5	6	7	8	9	10	11	12	13	14	15	16
Group Code	Group Name	NAIC Company Code	ID Number	Federal RSSD	CIK	Name of Securities Exchange if Publicly Traded (U.S. or International)	Names of Parent, Subsidiaries Or Affiliates	Domi-ciliary Location	Relation-ship to Reporting Entity	Directly Controlled by (Name of Entity/Person)	Type of Control (Ownership, Board, Management, Attorney-in-Fact, Influence, Other)	If Control is Ownership Provide Percentage	Ultimate Controlling Entity(ies)/Person(s)	Is an SCA Filing Re-quired? (Yes/No)	*
4832	VOYA FINANCIAL		26-0003294				Benefit Strategies, LLC	NH	NIA	Voya Benefits Company, LLC	Ownership	100.000	Voya Financial, Inc.	NO	
4832	VOYA FINANCIAL		06-1067464				ILICA LLC	CT	NIA	Voya Holdings Inc.	Ownership	100.000	Voya Financial, Inc.	NO	
4832	VOYA FINANCIAL						ING Pomona Private Equity Management (Luxembourg) S.A.	LUX	NIA	Voya Investment Management Alternative Assets LLC	Ownership	100.000	Voya Financial, Inc.	NO	
4832	VOYA FINANCIAL		85-1578755				Oconee Real Estate Holdings LLC	DE	NIA	Voya Retirement Insurance and Annuity Company	Ownership	30.400	Voya Financial, Inc.	NO	
4832	VOYA FINANCIAL		85-1578755				Oconee Real Estate Holdings LLC	DE	NIA	ReliaStar Life Insurance Company	Ownership	19.000	Voya Financial, Inc.	NO	
4832	VOYA FINANCIAL		85-1578755				Oconee Real Estate Holdings LLC	DE	NIA	Third Party Shareholders	Ownership	42.000	Voya Financial, Inc.	NO	
4832	VOYA FINANCIAL						Opportunity Investor P Associates, L.P.	DE	NIA	Opportunity Investor P Secondary Associates, LLC	Management	0.000	Voya Financial, Inc.	NO	
4832	VOYA FINANCIAL						Opportunity Investor P Associates, L.P.	DE	NIA	Pomona G.P. Holdings LLC	Management	0.000	Voya Financial, Inc.	NO	
4832	VOYA FINANCIAL						Opportunity Investor P Secondary Associates, LLC	DE	NIA	Pomona G.P. Holdings LLC	Ownership	100.000	Voya Financial, Inc.	NO	
4832	VOYA FINANCIAL						Opportunity Investor P, L.P.	DE	NIA	Opportunity Investor P Associates, L.P.	Management	0.000	Voya Financial, Inc.	NO	
4832	VOYA FINANCIAL		94-2695108				Pen-Cal Administrators, Inc.	CA	NIA	Voya Financial, Inc.	Ownership	100.000	Voya Financial, Inc.	NO	
4832	VOYA FINANCIAL		13-4197230				Pomona Associates V, LP	DE	NIA	Pomona G.P. Holdings LLC	Management	0.000	Voya Financial, Inc.	NO	
4832	VOYA FINANCIAL		13-4197230				Pomona Associates V, LP	DE	NIA	Pomona Secondary Associates V LLC	Management	0.000	Voya Financial, Inc.	NO	
4832	VOYA FINANCIAL		20-1779011				Pomona Associates VI, LP	DE	NIA	Pomona G.P. Holdings LLC	Management	0.000	Voya Financial, Inc.	NO	
4832	VOYA FINANCIAL		20-1779011				Pomona Associates VI, LP	DE	NIA	Pomona Secondary Associates VI LLC	Management	0.000	Voya Financial, Inc.	NO	
4832	VOYA FINANCIAL		26-1701070				Pomona Associates VII, L.P.	DE	NIA	Pomona G.P. Holdings LLC	Management	0.000	Voya Financial, Inc.	NO	
4832	VOYA FINANCIAL		26-1701070				Pomona Associates VII, L.P.	DE	NIA	Pomona Secondary Associates VII LLC	Management	0.000	Voya Financial, Inc.	NO	
4832	VOYA FINANCIAL		37-1698452				Pomona Associates VIII, L.P.	DE	NIA	Pomona G.P. Holdings LLC	Management	39.000	Voya Financial, Inc.	NO	
4832	VOYA FINANCIAL		37-1698452				Pomona Associates VIII, L.P.	DE	NIA	Pomona Secondary Associates VIII, LLC	Management	1.000	Voya Financial, Inc.	NO	
4832	VOYA FINANCIAL		37-1698452				Pomona Associates VIII, L.P.	DE	NIA	Third Party Shareholders	Ownership	60.000	Voya Financial, Inc.	NO	
4832	VOYA FINANCIAL						Pomona Capital Asia Limited	HKG	NIA	Pomona Management LLC	Ownership	100.000	Voya Financial, Inc.	NO	
4832	VOYA FINANCIAL						Pomona Capital Secondary Co-Investment, L.P.	DE	NIA	Pomona Secondary Co-Investment Associates, LP	Ownership	1.000	Voya Financial, Inc.	NO	
4832	VOYA FINANCIAL						Pomona Capital Secondary Co-Investment, L.P.	DE	NIA	Third Party Shareholders	Ownership	79.930	Voya Financial, Inc.	NO	
4832	VOYA FINANCIAL						Pomona Capital Secondary Co-Investment, L.P.	DE	NIA	Voya Investment Management Alternative Assets LLC	Ownership	19.070	Voya Financial, Inc.	NO	
4832	VOYA FINANCIAL						Pomona Capital VII, L.P.	DE	NIA	Voya Retirement Insurance and Annuity Company	Management	0.000	Voya Financial, Inc.	NO	
4832	VOYA FINANCIAL						Pomona Capital VII, L.P.	DE	NIA	Pomona Associates VII, L.P.	Management	0.000	Voya Financial, Inc.	NO	
4832	VOYA FINANCIAL						Pomona Capital VII, L.P.	DE	NIA	ReliaStar Life Insurance Company	Management	0.000	Voya Financial, Inc.	NO	
4832	VOYA FINANCIAL						Pomona Energy Partners US, L.P.	DE	NIA	Pomona Capital VII, L.P.	Management	0.000	Voya Financial, Inc.	NO	
4832	VOYA FINANCIAL						Pomona Energy Partners, L.P.	DE	NIA	Pomona Associates VII, L.P.	Management	0.000	Voya Financial, Inc.	NO	
4832	VOYA FINANCIAL						Pomona Europe Advisers Limited	GBR	NIA	Pomona Europe, Ltd.	Management	0.000	Voya Financial, Inc.	NO	
4832	VOYA FINANCIAL						Pomona Europe, Ltd.	GBR	NIA	Pomona Management LLC	Ownership	100.000	Voya Financial, Inc.	NO	
4832	VOYA FINANCIAL		13-4150600				Pomona G.P. Holdings LLC	DE	NIA	Voya Pomona Holdings LLC	Management	0.000	Voya Financial, Inc.	NO	
4832	VOYA FINANCIAL		59-3794146				Pomona Investors IV, L.P.	DE	NIA	Pomona G.P. Holdings LLC	Management	0.000	Voya Financial, Inc.	NO	
4832	VOYA FINANCIAL		59-3794146				Pomona Investors IV, L.P.	DE	NIA	Pomona Primary Associates IV LLC	Management	0.000	Voya Financial, Inc.	NO	
4832	VOYA FINANCIAL		26-1939518				Pomona Investors V L.P.	DE	NIA	Pomona G.P. Holdings LLC	Management	0.000	Voya Financial, Inc.	NO	
4832	VOYA FINANCIAL		26-1939518				Pomona Investors V L.P.	DE	NIA	Pomona Primary Associates V LLC	Management	0.000	Voya Financial, Inc.	NO	
4832	VOYA FINANCIAL		13-4149700				Pomona Management LLC	DE	NIA	Voya Pomona Holdings LLC	Ownership	100.000	Voya Financial, Inc.	NO	
4832	VOYA FINANCIAL		59-3794146				Pomona Primary Associates IV LLC	DE	NIA	Pomona G.P. Holdings LLC	Ownership	100.000	Voya Financial, Inc.	NO	
4832	VOYA FINANCIAL		26-1939443				Pomona Primary Associates V LLC	DE	NIA	Pomona G.P. Holdings LLC	Ownership	100.000	Voya Financial, Inc.	NO	
4832	VOYA FINANCIAL		13-4196882				Pomona Secondary Associates V LLC	DE	NIA	Pomona G.P. Holdings LLC	Ownership	100.000	Voya Financial, Inc.	NO	
4832	VOYA FINANCIAL		20-1779002				Pomona Secondary Associates VI LLC	DE	NIA	Pomona G.P. Holdings LLC	Ownership	100.000	Voya Financial, Inc.	NO	
4832	VOYA FINANCIAL		26-1668484				Pomona Secondary Associates VII LLC	DE	NIA	Pomona G.P. Holdings LLC	Ownership	100.000	Voya Financial, Inc.	NO	
4832	VOYA FINANCIAL		46-0666750				Pomona Secondary Associates VIII, LLC	DE	NIA	Pomona G.P. Holdings LLC	Ownership	100.000	Voya Financial, Inc.	NO	
4832	VOYA FINANCIAL						Pomona Secondary Co-Investment Associates, LLC	DE	NIA	Pomona G.P. Holdings LLC	Ownership	100.000	Voya Financial, Inc.	NO	

STATEMENT AS OF MARCH 31, 2022 OF THE VOYA RETIREMENT INSURANCE AND ANNUITY COMPANY

SCHEDULE Y

PART 1A - DETAIL OF INSURANCE HOLDING COMPANY SYSTEM

1	2	3	4	5	6	7	8	9	10	11	12	13	14	15	16
Group Code	Group Name	NAIC Company Code	ID Number	Federal RSSD	CIK	Name of Securities Exchange if Publicly Traded (U.S. or International)	Names of Parent, Subsidiaries Or Affiliates	Domi-ciliary Location	Relation-ship to Reporting Entity	Directly Controlled by (Name of Entity/Person)	Type of Control (Ownership, Board, Management, Attorney-in-Fact, Influence, Other)	If Control is Ownership Provide Percentage	Ultimate Controlling Entity(ies)/Person(s)	Is an SCA Filing Re-quired? (Yes/No)	*
4832	VOYA FINANCIAL						Pomona Secondary Co-Investment Associates, LP	DE	NIA	Pomona Secondary Co-Investment Associates, LLC	Management	1.000	Voya Financial, Inc.	NO	
4832	VOYA FINANCIAL						Pomona Secondary Co-Investment Associates, LP	DE	NIA	Pomona G.P. Holdings LLC	Management	49.000	Voya Financial, Inc.	NO	
4832	VOYA FINANCIAL		36-4577583				Pomona G.P. Holdings LLC	DE	NIA	Pomona G.P. Holdings LLC	Ownership	100.000	Voya Financial, Inc.	NO	
4832	VOYA FINANCIAL		37-1513803				Pomona G.P. Holdings LLC	DE	NIA	Pomona G.P. Holdings LLC	Management	0.000	Voya Financial, Inc.	NO	
4832	VOYA FINANCIAL		37-1513803				Pomona G.P. Holdings LLC	DE	NIA	Pomona G.P. Holdings LLC	Management	0.000	Voya Financial, Inc.	NO	
4832	VOYA FINANCIAL		16-1771993				Pomona G.P. Holdings LLC	DE	NIA	Pomona G.P. Holdings LLC	Ownership	100.000	Voya Financial, Inc.	NO	
4832	VOYA FINANCIAL						Pomona G.P. Holdings LLC	DE	NIA	Pomona G.P. Holdings LLC	Management	0.000	Voya Financial, Inc.	NO	
4832	VOYA FINANCIAL						Pomona G.P. Holdings LLC	DE	NIA	Pomona G.P. Holdings LLC	Management	0.000	Voya Financial, Inc.	NO	
4832	VOYA FINANCIAL		26-1705350				Pomona G.P. Holdings LLC	DE	NIA	Pomona G.P. Holdings LLC	Ownership	100.000	Voya Financial, Inc.	NO	
4832	VOYA FINANCIAL		26-1705523				Pomona G.P. Holdings LLC	DE	NIA	Pomona G.P. Holdings LLC	Management	0.000	Voya Financial, Inc.	NO	
4832	VOYA FINANCIAL		26-1705523				Pomona G.P. Holdings LLC	DE	NIA	Pomona G.P. Holdings LLC	Management	0.000	Voya Financial, Inc.	NO	
4832	VOYA FINANCIAL		20-0554145				Pomona G.P. Holdings LLC	DE	NIA	Pomona G.P. Holdings LLC	Ownership	100.000	Voya Financial, Inc.	NO	
4832	VOYA FINANCIAL						Pomona G.P. Holdings LLC	DE	NIA	Pomona G.P. Holdings LLC	Management	0.000	Voya Financial, Inc.	NO	
4832	VOYA FINANCIAL						Pomona G.P. Holdings LLC	DE	NIA	Pomona G.P. Holdings LLC	Management	0.000	Voya Financial, Inc.	NO	
4832	VOYA FINANCIAL		20-0585365				Pomona G.P. Holdings LLC	DE	NIA	Pomona G.P. Holdings LLC	Ownership	100.000	Voya Financial, Inc.	NO	
4832	VOYA FINANCIAL		20-0585365				Pomona G.P. Holdings LLC	DE	NIA	Pomona G.P. Holdings LLC	Management	0.000	Voya Financial, Inc.	NO	
4832	VOYA FINANCIAL						Pomona G.P. Holdings LLC	DE	NIA	Pomona G.P. Holdings LLC	Management	0.000	Voya Financial, Inc.	NO	
4832	VOYA FINANCIAL						Pomona G.P. Holdings LLC	DE	NIA	Pomona G.P. Holdings LLC	Management	1.000	Voya Financial, Inc.	NO	
4832	VOYA FINANCIAL						Pomona G.P. Holdings LLC	DE	NIA	Pomona G.P. Holdings LLC	Management	50.000	Voya Financial, Inc.	NO	
4832	VOYA FINANCIAL						Pomona G.P. Holdings LLC	DE	NIA	Pomona G.P. Holdings LLC	Management	49.000	Voya Financial, Inc.	NO	
4832	VOYA FINANCIAL						Pomona G.P. Holdings LLC	DE	NIA	Pomona G.P. Holdings LLC	Management	0.000	Voya Financial, Inc.	NO	
4832	VOYA FINANCIAL						Pomona G.P. Holdings LLC	DE	NIA	Pomona G.P. Holdings LLC	Management	0.000	Voya Financial, Inc.	NO	
4832	VOYA FINANCIAL						Pomona G.P. Holdings LLC	DE	NIA	Pomona G.P. Holdings LLC	Management	0.000	Voya Financial, Inc.	NO	
4832	VOYA FINANCIAL						Pomona G.P. Holdings LLC	DE	NIA	Pomona G.P. Holdings LLC	Management	21.980	Voya Financial, Inc.	NO	
4832	VOYA FINANCIAL						Pomona G.P. Holdings LLC	DE	NIA	Pomona G.P. Holdings LLC	Management	0.100	Voya Financial, Inc.	NO	
4832	VOYA FINANCIAL						Pomona G.P. Holdings LLC	DE	NIA	Pomona G.P. Holdings LLC	Management	17.980	Voya Financial, Inc.	NO	
4832	VOYA FINANCIAL						Pomona G.P. Holdings LLC	DE	NIA	Pomona G.P. Holdings LLC	Management	0.000	Voya Financial, Inc.	NO	
4832	VOYA FINANCIAL						Pomona G.P. Holdings LLC	DE	NIA	Pomona G.P. Holdings LLC	Management	0.000	Voya Financial, Inc.	NO	
4832	VOYA FINANCIAL						Pomona G.P. Holdings LLC	DE	NIA	Pomona G.P. Holdings LLC	Management	0.000	Voya Financial, Inc.	NO	
4832	VOYA FINANCIAL						Pomona G.P. Holdings LLC	DE	NIA	Pomona G.P. Holdings LLC	Management	0.000	Voya Financial, Inc.	NO	
4832	VOYA FINANCIAL						Pomona G.P. Holdings LLC	DE	NIA	Pomona G.P. Holdings LLC	Management	33.300	Voya Financial, Inc.	NO	
4832	VOYA FINANCIAL						Pomona G.P. Holdings LLC	DE	NIA	Pomona G.P. Holdings LLC	Management	0.100	Voya Financial, Inc.	NO	
4832	VOYA FINANCIAL						Pomona G.P. Holdings LLC	DE	NIA	Pomona G.P. Holdings LLC	Management	26.640	Voya Financial, Inc.	NO	

STATEMENT AS OF MARCH 31, 2022 OF THE VOYA RETIREMENT INSURANCE AND ANNUITY COMPANY

SCHEDULE Y

PART 1A - DETAIL OF INSURANCE HOLDING COMPANY SYSTEM

1	2	3	4	5	6	7	8	9	10	11	12	13	14	15	16
Group Code	Group Name	NAIC Company Code	ID Number	Federal RSSD	CIK	Name of Securities Exchange if Publicly Traded (U.S. or International)	Names of Parent, Subsidiaries Or Affiliates	Domiciliary Location	Relationship to Reporting Entity	Directly Controlled by (Name of Entity/Person)	Type of Control (Ownership, Board, Management, Attorney-in-Fact, Influence, Other)	If Control is Ownership Provide Percentage	Ultimate Controlling Entity(ies)/Person(s)	Is an SCA Filing Required? (Yes/No)	*
4832	VOYA FINANCIAL						Pomona Voya (US) Holdings V-A, L.P.	DE	NIA	Voya Retirement Insurance and Annuity Company	Ownership	32.690	Voya Financial, Inc.	NO	
4832	VOYA FINANCIAL						Pomona Voya (US) Holdings V-A, L.P.	DE	NIA	Pomona Voya (US) Holdings Associates V, L.P.	Ownership	0.100	Voya Financial, Inc.	NO	
4832	VOYA FINANCIAL						Pomona Voya (US) Holdings V-A, L.P.	DE	NIA	ReliaStar Life Insurance Company	Ownership	27.250	Voya Financial, Inc.	NO	
4832	VOYA FINANCIAL						Pomona Voya Asia Pacific Associates, L.P.	DE	NIA	Pomona G.P. Holdings LLC	Management	0.000	Voya Financial, Inc.	NO	
4832	VOYA FINANCIAL						Pomona Voya Asia Pacific Associates, L.P.	DE	NIA	Pomona Voya Asia Pacific Associates, LLC	Management	0.000	Voya Financial, Inc.	NO	
4832	VOYA FINANCIAL						Pomona Voya Asia Pacific Associates, LLC	DE	NIA	Pomona G.P. Holdings LLC	Ownership	100.000	Voya Financial, Inc.	NO	
4832	VOYA FINANCIAL		27-2987157				Rancho Mountain Properties, Inc.	DE	NIA	Voya Holdings Inc.	Ownership	100.000	Voya Financial, Inc.	NO	
4832	VOYA FINANCIAL	67105	41-0451140		0001108874	NYSE	ReliaStar Life Insurance Company	MN	IA	Voya Holdings Inc.	Ownership	100.000	Voya Financial, Inc.	NO	
4832	VOYA FINANCIAL						ReliaStar Life Insurance Company of New York								
4832	VOYA FINANCIAL	61360	53-0242530		0001163710	NYSE	ReliaStar Life Insurance Company	NY	IA	ReliaStar Life Insurance Company	Ownership	100.000	Voya Financial, Inc.	NO	
4832	VOYA FINANCIAL						RiverRoch LLC	DE	NIA	Voya Retirement Insurance and Annuity Company	Ownership	53.700	Voya Financial, Inc.	NO	
4832	VOYA FINANCIAL						RiverRoch LLC	DE	NIA	ReliaStar Life Insurance Company	Ownership	10.800	Voya Financial, Inc.	NO	
4832	VOYA FINANCIAL						RiverRoch LLC	DE	NIA	Third Party Shareholders	Ownership	24.700	Voya Financial, Inc.	NO	
4832	VOYA FINANCIAL		84-1437826				Security Life Assignment Corporation	CO	NIA	Voya Financial, Inc.	Ownership	100.000	Voya Financial, Inc.	NO	
4832	VOYA FINANCIAL		20-8811107				The Voya Proprietary Alpha Fund, LLC	DE	NIA	Voya Alternative Asset Management LLC	Ownership	1.000	Voya Financial, Inc.	NO	
4832	VOYA FINANCIAL		20-8811107				The Voya Proprietary Alpha Fund, LLC	DE	NIA	ReliaStar Life Insurance Company	Ownership	30.200	Voya Financial, Inc.	NO	
4832	VOYA FINANCIAL		87-2198755				VAAM GP LLC	DE	NIA	Voya Alternative Asset Management LLC	Ownership	100.000	Voya Financial, Inc.	NO	
4832	VOYA FINANCIAL						VFI SLK Global Services Private Limited	IND	NIA	Voya Financial, Inc.	Ownership	49.000	Voya Financial, Inc.	NO	
4832	VOYA FINANCIAL						VFI SLK Global Services Private Limited	IND	NIA	Third Party Shareholders	Ownership	51.000	Voya Financial, Inc.	NO	
4832	VOYA FINANCIAL						Voya Alternative Asset Management Ireland Limited	IRL	NIA	Voya Investment Management Alternative Assets LLC	Ownership	100.000	Voya Financial, Inc.	NO	
4832	VOYA FINANCIAL		13-3863170				Voya Alternative Asset Management LLC	DE	NIA	Voya Investment Management Alternative Assets LLC	Ownership	100.000	Voya Financial, Inc.	NO	
4832	VOYA FINANCIAL		83-0965809				Voya Benefits Company, LLC	DE	NIA	Voya Holdings Inc.	Ownership	100.000	Voya Financial, Inc.	NO	
4832	VOYA FINANCIAL		86-1020892		0000882860	NYSE	Voya Capital, LLC	DE	NIA	Voya Investment Management LLC	Ownership	100.000	Voya Financial, Inc.	NO	
4832	VOYA FINANCIAL						Voya CML GP LLC	DE	NIA	Voya Alternative Asset Management LLC	Ownership	100.000	Voya Financial, Inc.	NO	
4832	VOYA FINANCIAL		27-2278894				Voya Custom Investments LLC	DE	NIA	Voya Holdings Inc.	Ownership	100.000	Voya Financial, Inc.	NO	
4832	VOYA FINANCIAL		41-0945505		0000073520	NYSE	Voya Financial Advisors, Inc.	MN	NIA	Voya Holdings Inc.	Ownership	100.000	Voya Financial, Inc.	NO	
4832	VOYA FINANCIAL						Voya Financial Partners, LLC	DE	DS	Voya Retirement Insurance and Annuity Company	Ownership	100.000	Voya Financial, Inc.	NO	
4832	VOYA FINANCIAL		06-1375177		0000912650	NYSE	Voya Financial, Inc.	DE	UIP	Third Party Shareholders	Ownership	100.000	Voya Financial, Inc.	NO	
4832	VOYA FINANCIAL		52-1222820				Voya Funds Services, LLC	DE	NIA	Voya Capital, LLC	Ownership	100.000	Voya Financial, Inc.	NO	
4832	VOYA FINANCIAL		86-1020893		0001266464	NYSE	Voya Holdings Inc.	CT	UDP	Voya Financial, Inc.	Ownership	100.000	Voya Financial, Inc.	NO	
4832	VOYA FINANCIAL		02-0488491				Voya Holdings Inc.	CT	UDP	Voya Retirement Insurance and Annuity Company	Ownership	100.000	Voya Financial, Inc.	NO	
4832	VOYA FINANCIAL		04-3516284				Voya Institutional Plan Services, LLC	DE	DS	Voya Retirement Insurance and Annuity Company	Ownership	100.000	Voya Financial, Inc.	NO	
4832	VOYA FINANCIAL		46-5416028				Voya Institutional Trust Company	CT	NIA	Voya Holdings Inc.	Ownership	100.000	Voya Financial, Inc.	NO	
4832	VOYA FINANCIAL		06-1465377				Voya Insurance Solutions, LLC	CT	NIA	Voya Holdings Inc.	Ownership	100.000	Voya Financial, Inc.	NO	
4832	VOYA FINANCIAL		06-0952776				Voya International Nominee Holdings, Inc.	CT	NIA	Voya Holdings Inc.	Ownership	100.000	Voya Financial, Inc.	NO	
4832	VOYA FINANCIAL						Voya Investment Management (UK) Limited	GBR	NIA	Voya Investment Management Co. LLC	Ownership	100.000	Voya Financial, Inc.	NO	
4832	VOYA FINANCIAL						Voya Investment Management Alternative Assets LLC	DE	NIA	Voya Investment Management LLC	Ownership	100.000	Voya Financial, Inc.	NO	
4832	VOYA FINANCIAL		13-4038444				Voya Investment Management Co. LLC	DE	NIA	Voya Investment Management LLC	Ownership	100.000	Voya Financial, Inc.	NO	
4832	VOYA FINANCIAL		06-0888148		0000033670	NYSE	Voya Investment Management LLC	DE	NIA	Voya Holdings Inc.	Ownership	100.000	Voya Financial, Inc.	NO	
4832	VOYA FINANCIAL		58-2361003		0010542667	NYSE	Voya Investment Management Services (UK) Limited	GBR	NIA	Voya Investment Management Co. LLC	Ownership	100.000	Voya Financial, Inc.	NO	
4832	VOYA FINANCIAL		06-1440627				Voya Investment Trust Co.	CT	NIA	Voya Investment Management Co. LLC	Ownership	100.000	Voya Financial, Inc.	NO	
4832	VOYA FINANCIAL		03-0485744		0000936854	NYSE	Voya Investments Distributor, LLC	DE	NIA	Voya Funds Services, LLC	Ownership	100.000	Voya Financial, Inc.	NO	
4832	VOYA FINANCIAL		03-0402099				Voya Investments, LLC	AZ	NIA	Voya Funds Services, LLC	Ownership	100.000	Voya Financial, Inc.	NO	
4832	VOYA FINANCIAL		87-1891874				Voya MSR Opportunities GP LLC	DE	NIA	Voya Alternative Asset Management LLC	Ownership	100.000	Voya Financial, Inc.	NO	
4832	VOYA FINANCIAL						Voya Multi-Strategy Opportunity Fund LLC	DE	NIA	Voya Alternative Asset Management LLC	Ownership	100.000	Voya Financial, Inc.	NO	
4832	VOYA FINANCIAL		52-2197204				Voya Payroll Management, Inc.	DE	NIA	Voya Financial, Inc.	Ownership	100.000	Voya Financial, Inc.	NO	

STATEMENT AS OF MARCH 31, 2022 OF THE VOYA RETIREMENT INSURANCE AND ANNUITY COMPANY

SCHEDULE Y

PART 1A - DETAIL OF INSURANCE HOLDING COMPANY SYSTEM

1	2	3	4	5	6	7	8	9	10	11	12	13	14	15	16
Group Code	Group Name	NAIC Company Code	ID Number	Federal RSSD	CIK	Name of Securities Exchange if Publicly Traded (U.S. or International)	Names of Parent, Subsidiaries Or Affiliates	Domiciliary Location	Relationship to Reporting Entity	Directly Controlled by (Name of Entity/Person)	Type of Control (Ownership, Board, Management, Attorney-in-Fact, Influence, Other)	If Control is Ownership Provide Percentage	Ultimate Controlling Entity(ies)/Person(s)	Is an SCA Filing Required? (Yes/No)	*
4832	VOYA FINANCIAL						Voya Pomona Asia Pacific G.P. Limited	..CYM	..NIA	Pomona Voya Asia Pacific Associates, L.P.	Ownership	100.000	Voya Financial, Inc.	..NO	
4832	VOYA FINANCIAL						Voya Pomona Asia Pacific Private Equity Co-Invest I L.P.	..DE	..NIA	Voya Retirement Insurance and Annuity Company	Management	0.000	Voya Financial, Inc.	..NO	
4832	VOYA FINANCIAL						Voya Pomona Asia Pacific Private Equity Co-Invest I L.P.	..DE	..NIA	Voya Pomona Asia Pacific G.P. Limited	Management	0.000	Voya Financial, Inc.	..NO	
4832	VOYA FINANCIAL		13-4152011				Voya Pomona Holdings LLC	..DE	..NIA	Voya Investment Management Alternative Assets LLC	Management	100.000	Voya Financial, Inc.	..NO	
4832	VOYA FINANCIAL		13-4003969				Voya Realty Group LLC	..DE	..NIA	Voya Investment Management Alternative Assets LLC	Ownership	100.000	Voya Financial, Inc.	..NO	
4832	VOYA FINANCIAL		22-1862786		0000028601	NYSE	Voya Retirement Advisors, LLC	..NJ	..DS	Voya Retirement Insurance and Annuity Company	Ownership	100.000	Voya Financial, Inc.	..NO	
4832	VOYA FINANCIAL		87-1885741				Voya Renewable Energy Infrastructure Debt GP I LP	..DE	..NIA	VAAM GP LLC	Ownership	100.000	Voya Financial, Inc.	..NO	
4832	VOYA FINANCIAL	86509	71-0294708		0000837010	NYSE	Voya Retirement Insurance and Annuity Company	..CT	..RE	Voya Holdings Inc.	Ownership	100.000	Voya Financial, Inc.	..NO	
4832	VOYA FINANCIAL		52-1317217				Voya Services Company	..DE	..NIA	Voya Financial, Inc.	Ownership	100.000	Voya Financial, Inc.	..NO	
4832	VOYA FINANCIAL		85-1775946				Voya Special Investments, Inc.	..DE	..NIA	Voya Financial, Inc.	Ownership	0.200	Voya Financial, Inc.	..NO	
4832	VOYA FINANCIAL		85-1775946				Voya Special Investments, Inc.	..DE	..NIA	ReliaStar Life Insurance Company	Ownership	49.900	Voya Financial, Inc.	..YES	
4832	VOYA FINANCIAL		85-1775946				Voya Special Investments, Inc.	..DE	..NIA	Voya Retirement Insurance and Annuity Company	Ownership	49.900	Voya Financial, Inc.	..YES	
4832	VOYA FINANCIAL						Voya TALF GP LLC	..DE	..NIA	Voya Alternative Asset Management LLC	Ownership	100.000	Voya Financial, Inc.	..NO	
4832	VOYA FINANCIAL						Voya TALF Opportunity Fund LP	..DE	..NIA	Voya TALF GP LLC	Ownership	100.000	Voya Financial, Inc.	..NO	

Asterisk	Explanation

STATEMENT AS OF MARCH 31, 2022 OF THE VOYA RETIREMENT INSURANCE AND ANNUITY COMPANY

SUPPLEMENTAL EXHIBITS AND SCHEDULES INTERROGATORIES

The following supplemental reports are required to be filed as part of your statement filing. However, in the event that your company does not transact the type of business for which the special report must be filed, your response of NO to the specific interrogatory will be accepted in lieu of filing a "NONE" report and a bar code will be printed below. If the supplement is required of your company but is not being filed for whatever reason enter SEE EXPLANATION and provide an explanation following the interrogatory questions.

	Response
1. Will the Trusteed Surplus Statement be filed with the state of domicile and the NAIC with this statement?	NO
2. Will the Medicare Part D Coverage Supplement be filed with the state of domicile and the NAIC with this statement?	NO
3. Will the Reasonableness of Assumptions Certification required by Actuarial Guideline XXXV be filed with the state of domicile and electronically with the NAIC?	NO
4. Will the Reasonableness and Consistency of Assumptions Certification required by Actuarial Guideline XXXV be filed with the state of domicile and electronically with the NAIC?	YES
5. Will the Reasonableness of Assumptions Certification for Implied Guaranteed Rate Method required by Actuarial Guideline XXXVI be filed with the state of domicile and electronically with the NAIC?	NO
6. Will the Reasonableness and Consistency of Assumptions Certification required by Actuarial Guideline XXXVI (Updated Average Market Value) be filed with the state of domicile and electronically with the NAIC?	NO
7. Will the Reasonableness and Consistency of Assumptions Certification required by Actuarial Guideline XXXVI (Updated Market Value) be filed with the state of domicile and electronically with the NAIC?	NO
8. Will the Life PBR Statement of Exemption be filed with the state of domicile by July 1st and electronically with the NAIC with the second quarterly filing per the Valuation Manual (by August 15)? (2nd Quarter Only) The response for 1st and 3rd quarters should be N/A. A NO response resulting with a bar code is only appropriate in the 2nd quarter.	N/A







AUGUST FILING

9. Will the regulator-only (non-public) Communication of Internal Control Related Matters Noted in Audit be filed with the state of domicile and electronically with the NAIC (as a regulator-only non-public document) by August 1? The response for 1st and 3rd quarters should be N/A. A NO response resulting with a bar code is only appropriate in the 2nd quarter.	N/A
--	-----

Explanation:

- 1.
- 2.
- 3.
- 5.
- 6.
- 7.

Bar Code:

1. Trusteed Surplus Statement [Document Identifier 490]	
2. Medicare Part D Coverage Supplement [Document Identifier 365]	
3. Reasonableness of Assumptions Certification required by Actuarial Guideline XXXV [Document Identifier 445]	
5. Reasonableness of Assumptions Certification for Implied Guaranteed Rate Method required by Actuarial Guideline XXXVI [Document Identifier 447]	
6. Reasonableness and Consistency of Assumptions Certification required by Actuarial Guideline XXXVI [Document Identifier 448]	
7. Reasonableness and Consistency of Assumptions Certification required by Actuarial Guideline XXXVI (Updated Market Value) [Document Identifier 449]	

STATEMENT AS OF MARCH 31, 2022 OF THE VOYA RETIREMENT INSURANCE AND ANNUITY COMPANY
OVERFLOW PAGE FOR WRITE-INS

Additional Write-ins for Liabilities Line 25

	1 Current Statement Date	2 December 31 Prior Year
2504. Miscellaneous liabilities	6,034,327	4,765,651
2505. Suspense and clearing accounts	2,729,320	5,493,405
2506. Derivative payable	2,526,633	3,961,328
2507. Other contingency reserves	0	18,000,000
2508. Liability of other post-employment benefits	(3,511,612)	(3,511,612)
2597. Summary of remaining write-ins for Line 25 from overflow page	7,778,668	28,708,772

Additional Write-ins for Summary of Operations Line 27

	1 Current Year To Date	2 Prior Year To Date	3 Prior Year Ended December 31
2704. Miscellaneous expense	(389,977)	3,341,563	12,618,097
2797. Summary of remaining write-ins for Line 27 from overflow page	(389,977)	3,341,563	12,618,097

Additional Write-ins for Summary of Operations Line 53

	1 Current Year To Date	2 Prior Year To Date	3 Prior Year Ended December 31
5304. Amortization of other post-employment benefits	(70,280)	(286,209)	(1,258,041)
5397. Summary of remaining write-ins for Line 53 from overflow page	(70,280)	(286,209)	(1,258,041)

STATEMENT AS OF MARCH 31, 2022 OF THE VOYA RETIREMENT INSURANCE AND ANNUITY COMPANY

SCHEDULE A - VERIFICATION

Real Estate

	1 Year to Date	2 Prior Year Ended December 31
1. Book/adjusted carrying value, December 31 of prior year	56,324,073	57,817,820
2. Cost of acquired:		
2.1 Actual cost at time of acquisition	0	0
2.2 Additional investment made after acquisition	2,306	748,110
3. Current year change in encumbrances	0	0
4. Total gain (loss) on disposals	0	0
5. Deduct amounts received on disposals	0	0
6. Total foreign exchange change in book/adjusted carrying value	0	0
7. Deduct current year's other than temporary impairment recognized	0	0
8. Deduct current year's depreciation	551,295	2,241,857
9. Book/adjusted carrying value at the end of current period (Lines 1+2+3+4-5+6-7-8)	55,775,084	56,324,073
10. Deduct total nonadmitted amounts	0	0
11. Statement value at end of current period (Line 9 minus Line 10)	55,775,084	56,324,073

SCHEDULE B - VERIFICATION

Mortgage Loans

	1 Year to Date	2 Prior Year Ended December 31
1. Book value/recorded investment excluding accrued interest, December 31 of prior year	4,233,277,520	4,693,657,994
2. Cost of acquired:		
2.1 Actual cost at time of acquisition	73,129,863	658,442,652
2.2 Additional investment made after acquisition	12,482,845	31,354,324
3. Capitalized deferred interest and other	0	0
4. Accrual of discount	101,725	396,419
5. Unrealized valuation increase (decrease)	0	0
6. Total gain (loss) on disposals	0	43,453,548
7. Deduct amounts received on disposals	144,253,553	1,194,027,065
8. Deduct amortization of premium and mortgage interest points and commitment fees	0	352
9. Total foreign exchange change in book value/recorded investment excluding accrued interest	0	0
10. Deduct current year's other than temporary impairment recognized	0	0
11. Book value/recorded investment excluding accrued interest at end of current period (Lines 1+2+3+4+5+6-7-8+9-10)	4,174,738,400	4,233,277,520
12. Total valuation allowance	0	0
13. Subtotal (Line 11 plus Line 12)	4,174,738,400	4,233,277,520
14. Deduct total nonadmitted amounts	0	0
15. Statement value at end of current period (Line 13 minus Line 14)	4,174,738,400	4,233,277,520

SCHEDULE BA - VERIFICATION

Other Long-Term Invested Assets

	1 Year to Date	2 Prior Year Ended December 31
1. Book/adjusted carrying value, December 31 of prior year	1,326,232,421	1,146,024,717
2. Cost of acquired:		
2.1 Actual cost at time of acquisition	4,611,677	165,797,953
2.2 Additional investment made after acquisition	49,016,594	243,069,569
3. Capitalized deferred interest and other	0	0
4. Accrual of discount	0	1
5. Unrealized valuation increase (decrease)	16,062,396	27,163,559
6. Total gain (loss) on disposals	(341,687)	107,728,664
7. Deduct amounts received on disposals	52,672,473	361,674,095
8. Deduct amortization of premium and depreciation	374,389	1,208,936
9. Total foreign exchange change in book/adjusted carrying value	(72,695)	(653,257)
10. Deduct current year's other than temporary impairment recognized	48,993	15,753
11. Book/adjusted carrying value at end of current period (Lines 1+2+3+4+5+6-7-8+9-10)	1,342,412,851	1,326,232,421
12. Deduct total nonadmitted amounts	10,676,263	4,557,419
13. Statement value at end of current period (Line 11 minus Line 12)	1,331,736,588	1,321,675,002

SCHEDULE D - VERIFICATION

Bonds and Stocks

	1 Year to Date	2 Prior Year Ended December 31
1. Book/adjusted carrying value of bonds and stocks, December 31 of prior year	23,719,521,370	25,672,707,728
2. Cost of bonds and stocks acquired	1,611,101,056	5,661,744,408
3. Accrual of discount	14,783,354	59,320,347
4. Unrealized valuation increase (decrease)	(5,441,068)	20,309,648
5. Total gain (loss) on disposals	(19,450,961)	590,175,017
6. Deduct consideration for bonds and stocks disposed of	1,280,248,345	7,803,554,406
7. Deduct amortization of premium	91,784,550	410,128,383
8. Total foreign exchange change in book/adjusted carrying value	(12,830,817)	(29,600,335)
9. Deduct current year's other than temporary impairment recognized	141,243,844	75,903,437
10. Total investment income recognized as a result of prepayment penalties and/or acceleration fees	3,208,017	34,450,783
11. Book/adjusted carrying value at end of current period (Lines 1+2+3+4+5-6-7+8-9+10)	23,797,614,212	23,719,521,370
12. Deduct total nonadmitted amounts	0	0
13. Statement value at end of current period (Line 11 minus Line 12)	23,797,614,212	23,719,521,370

STATEMENT AS OF MARCH 31, 2022 OF THE VOYA RETIREMENT INSURANCE AND ANNUITY COMPANY

SCHEDULE D - PART 1B

Showing the Acquisitions, Dispositions and Non-Trading Activity
During the Current Quarter for all Bonds and Preferred Stock by NAIC Designation

NAIC Designation	1 Book/Adjusted Carrying Value Beginning of Current Quarter	2 Acquisitions During Current Quarter	3 Dispositions During Current Quarter	4 Non-Trading Activity During Current Quarter	5 Book/Adjusted Carrying Value End of First Quarter	6 Book/Adjusted Carrying Value End of Second Quarter	7 Book/Adjusted Carrying Value End of Third Quarter	8 Book/Adjusted Carrying Value December 31 Prior Year
BONDS								
1. NAIC 1 (a)	11,662,094,563	935,011,536	890,276,319	(158,488,134)	11,548,341,646	0	0	11,662,094,563
2. NAIC 2 (a)	10,619,108,512	584,086,110	369,170,976	(51,284,739)	10,782,738,907	0	0	10,619,108,512
3. NAIC 3 (a)	733,444,221	89,958,855	24,756,750	1,563,901	800,210,227	0	0	733,444,221
4. NAIC 4 (a)	207,310,846	0	3,813,559	(40,780,527)	162,716,760	0	0	207,310,846
5. NAIC 5 (a)	18,805,594	9,652,100	10,253,789	4,175,092	22,378,997	0	0	18,805,594
6. NAIC 6 (a)	66,472,630	0	765,022	16,552,863	82,260,471	0	0	66,472,630
7. Total Bonds	23,307,236,366	1,618,708,601	1,299,036,415	(228,261,544)	23,398,647,008	0	0	23,307,236,366
PREFERRED STOCK								
8. NAIC 1	97,951,793	0	2,102,031	28,454	95,878,216	0	0	97,951,793
9. NAIC 2	162,731,255	0	0	(6,591,751)	156,139,504	0	0	162,731,255
10. NAIC 3	0	0	0	0	0	0	0	0
11. NAIC 4	0	0	0	0	0	0	0	0
12. NAIC 5	0	0	0	0	0	0	0	0
13. NAIC 6	0	0	0	0	0	0	0	0
14. Total Preferred Stock	260,683,048	0	2,102,031	(6,563,297)	252,017,720	0	0	260,683,048
15. Total Bonds and Preferred Stock	23,567,919,414	1,618,708,601	1,301,138,446	(234,824,841)	23,650,664,728	0	0	23,567,919,414

(a) Book/Adjusted Carrying Value column for the end of the current reporting period includes the following amount of short-term and cash equivalent bonds by NAIC designation:

NAIC 1 \$0 ; NAIC 2 \$6,422,108 ; NAIC 3 \$0 NAIC 4 \$0 ; NAIC 5 \$0 ; NAIC 6 \$0

S102

SCHEDULE DA - PART 1

Short-Term Investments

	1 Book/Adjusted Carrying Value	2 Par Value	3 Actual Cost	4 Interest Collected Year-to-Date	5 Paid for Accrued Interest Year-to-Date
7709999999 Totals	828,422,108	xxx	828,221,571	0	0

SCHEDULE DA - VERIFICATION

Short-Term Investments

	1 Year To Date	2 Prior Year Ended December 31
1. Book/adjusted carrying value, December 31 of prior year	130,201,643	668,947,233
2. Cost of short-term investments acquired	24,097,663,263	16,415,141,360
3. Accrual of discount	96,944	560,057
4. Unrealized valuation increase (decrease)	0	(753,373)
5. Total gain (loss) on disposals	(20,409)	(99)
6. Deduct consideration received on disposals	23,399,515,314	16,954,615,369
7. Deduct amortization of premium	4,019	2,683
8. Total foreign exchange change in book/adjusted carrying value	0	924,517
9. Deduct current year's other than temporary impairment recognized	0	0
10. Book/adjusted carrying value at end of current period (Lines 1+2+3+4+5-6-7+8-9)	828,422,108	130,201,643
11. Deduct total nonadmitted amounts	0	0
12. Statement value at end of current period (Line 10 minus Line 11)	828,422,108	130,201,643

SCHEDULE DB - PART A - VERIFICATION

Options, Caps, Floors, Collars, Swaps and Forwards

1. Book/Adjusted Carrying Value, December 31, prior year (Line 10, prior year)	190,979,352
2. Cost Paid/(Consideration Received) on additions	6,031,365
3. Unrealized Valuation increase/(decrease)	(99,163,990)
4. SSAP No. 108 adjustments	0
5. Total gain (loss) on termination recognized	99,893,784
6. Considerations received/(paid) on terminations	106,599,049
7. Amortization	(85,079)
8. Adjustment to the Book/Adjusted Carrying Value of hedged item	0
9. Total foreign exchange change in Book/Adjusted Carrying Value	12,811,259
10. Book/Adjusted Carrying Value at End of Current Period (Lines 1+2+3+4+5-6+7+8+9)	103,867,642
11. Deduct nonadmitted assets	0
12. Statement value at end of current period (Line 10 minus Line 11)	103,867,642

SCHEDULE DB - PART B - VERIFICATION

Futures Contracts

1. Book/Adjusted carrying value, December 31 of prior year (Line 6, prior year)	0
2. Cumulative cash change (Section 1, Broker Name/Net Cash Deposits Footnote - Cumulative Cash Change column)	0
3.1 Add:	
Change in variation margin on open contracts - Highly Effective Hedges	
3.11 Section 1, Column 15, current year to date minus	0
3.12 Section 1, Column 15, prior year	0
Change in variation margin on open contracts - All Other	
3.13 Section 1, Column 18, current year to date minus	13,906,211
3.14 Section 1, Column 18, prior year	4,975,375
3.14 Section 1, Column 18, prior year	8,930,836
3.14 Section 1, Column 18, prior year	8,930,836
3.2 Add:	
Change in adjustment to basis of hedged item	
3.21 Section 1, Column 17, current year to date minus	0
3.22 Section 1, Column 17, prior year	0
Change in amount recognized	
3.23 Section 1, Column 19, current year to date minus	13,906,211
3.24 Section 1, Column 19, prior year plus	4,975,375
3.25 SSAP No. 108 adjustments	0
3.25 SSAP No. 108 adjustments	8,930,836
3.25 SSAP No. 108 adjustments	8,930,836
3.3 Subtotal (Line 3.1 minus Line 3.2)	0
4.1 Cumulative variation margin on terminated contracts during the year	1,803,845
4.2 Less:	
4.21 Amount used to adjust basis of hedged item	0
4.22 Amount recognized	1,803,845
4.23 SSAP No. 108 adjustments	0
4.23 SSAP No. 108 adjustments	1,803,845
4.3 Subtotal (Line 4.1 minus Line 4.2)	0
5. Dispositions gains (losses) on contracts terminated in prior year:	
5.1 Total gain (loss) recognized for terminations in prior year	0
5.2 Total gain (loss) adjusted into the hedged item(s) for terminations in prior year	0
6. Book/Adjusted carrying value at end of current period (Lines 1+2+3.3-4.3-5.1-5.2)	0
7. Deduct total nonadmitted amounts	0
8. Statement value at end of current period (Line 6 minus Line 7)	0

STATEMENT AS OF MARCH 31, 2022 OF THE VOYA RETIREMENT INSURANCE AND ANNUITY COMPANY

SCHEDULE DB - PART C - SECTION 1

Replication (Synthetic Asset) Transactions Open as of Current Statement Date

Replication (Synthetic Asset) Transactions								Components of the Replication (Synthetic Asset) Transactions							
1 Number	2 Description	3 NAIC Designation or Other Description	4 Notional Amount	5 Book/Adjusted Carrying Value	6 Fair Value	7 Effective Date	8 Maturity Date	Derivative Instrument(s) Open			Cash Instrument(s) Held				
								9 Description	10 Book/Adjusted Carrying Value	11 Fair Value	12 CUSIP	13 Description	14 NAIC Designation or Other Description	15 Book/Adjusted Carrying Value	16 Fair Value
12574#GK7	CMBX.NA.11.AAA	2	5,000,000	4,739,090	4,688,013	12/06/2018	11/18/2054	CDS: (CMBX.NA.11.AAA)	(72,961)	22,431	081620-AN-9	BENCHMARK MORTGAGE TRUST SERIES 2020-IG3 CLASS B 144A Adj % Due 9/15/2048 Mo-1	1	4,812,051	4,665,582
000000000		2	1,000,000	1,016,413	1,008,185				0	0	94989T-BE-3	WELLS FARGO COMMERCIAL MORTGAG SERIES 2015-LC22 CLASS B Adj % Due 9/15/2058 Mo-1	1	1,016,413	1,008,185
12574# GR2	CMBX.NA.13.AAA	2	5,000,000	4,855,945	4,963,307	03/10/2020	12/16/2072	CDS: (CMBX.NA.13.AAA)	(147,267)	(6,069)	12593A-BD-6	COMM MORTGAGE TRUST SERIES 2015-CR23 CLASS B 4.183% Due 5/10/2048 Mo-1	1	5,003,212	4,969,376
12574# GP6	CMBX.NA.13.AAA	2	10,000,000	9,675,630	9,843,993	03/12/2020	12/16/2072	CDS: (CMBX.NA.13.AAA)	(414,603)	(12,139)	12592L-BP-6	COMM MORTGAGE TRUST SERIES 2014-CR20 CLASS C Adj % Due 11/10/2047 Mo-1	2	10,090,233	9,856,132
12574# GQ4	CMBX.NA.13.AAA	2	4,500,000	3,982,265	4,345,590	03/16/2020	12/16/2072	CDS: (CMBX.NA.13.AAA)	(473,551)	(12,139)	06541K-BF-4	BANK SERIES 2018-BN12 CLASS C Adj % Due 5/15/2061 Mo-1	1	4,455,816	4,357,729
000000000		2	6,150,000	6,176,837	6,247,898				0	0	12630B-BA-5	COMM MORTGAGE TRUST SERIES 2013-CR13 CLASS A4 4.194% Due 11/10/2046 Mo-1	1	6,176,837	6,247,898
000000000		2	4,019,000	4,084,979	4,051,895				0	0	94989T-BE-3	WELLS FARGO COMMERCIAL MORTGAG SERIES 2015-LC22 CLASS B Adj % Due 9/15/2058 Mo-1	1	4,084,979	4,051,895
12574# GSO	CMBX.NA.13.AAA	2	7,135,000	6,728,250	7,021,114	03/18/2020	12/16/2072	CDS: (CMBX.NA.13.AAA)	(409,877)	(8,498)	43289V-AJ-2	HILTON USA TRUST SERIES 2016-SFP CLASS B 144A 3.322835% Due 11/5/2035 Mo-1	1	7,138,127	7,029,612
12574# GL5	CMBX.NA.13.AAA	2	5,000,000	4,456,255	5,033,441	03/24/2020	12/16/2072	CDS: (CMBX.NA.13.AAA)	(324,953)	(6,069)	12593Q-BH-2	COMM MORTGAGE TRUST SERIES 2015-CR26 CLASS B Adj % Due 10/10/2048 Mo-1	1	4,781,208	5,039,510
000000000		2	2,793,000	2,832,626	2,789,146				0	0	94989N-BK-2	WELLS FARGO COMMERCIAL MORTGAG SERIES 2015-C30 CLASS B 4.4% Due 9/15/2058 Mo-1	1	2,832,626	2,789,146
12574# GY7, 12574# HA8, 12574# GX9, 12574# GZ4, 12574# GW1	CMBX.NA.8.AA	2	9,475,000	9,215,810	9,087,657	02/17/2021	10/17/2057	CDS: (CMBX.NA.8.AA)	(69,948)	170,333	06427D-AX-1	BANC OF AMERICA COMMERCIAL MOR SERIES 2017-BN3 CLASS C Adj % Due 2/15/2050 Mo-1	1	9,285,758	8,917,324
000000000		2	7,500,000	7,720,040	7,401,098				0	0	05490R-AN-6	BANC OF AMERICA MERRILL LYNCH SERIES 2015-ASTR CLASS C 144A 4 1/4% Due 7/14/2037 Mo-1	1	7,720,040	7,401,098
000000000		2	12,800,000	12,615,107	11,987,332				0	0	20048J-AG-5	COMM MORTGAGE TRUST SERIES 2018-HOME CLASS C 144A Adj % Due 4/10/2033 Mo-1	1	12,615,107	11,987,332
000000000		2	10,000,000	9,854,473	9,419,575				0	0	92939V-AA-2	JPMDB COMMERCIAL MORTGAGE SECU SERIES 2015-WPG CLASS A 144A Adj % Due 6/5/2035 Mo-1	1	9,854,473	9,419,575
000000000		2	7,457,000	7,273,473	7,441,451				0	0	92936Y-AG-6	WIF RBS COMMERCIAL MORTGAGE SERIES 2012-C8 CLASS C Adj % Due 8/15/2045 Mo-1	1	7,273,473	7,441,451
12574# HE0, 12574# HD2	CMBX.NA.8.AA	2	5,001,656	4,852,821	5,032,650	03/16/2021	10/17/2057	CDS: (CMBX.NA.8.AA)	12,256	42,583	36248G-AL-4	GS MORTGAGE SECURITIES TRUST SERIES 2013-GC16 CLASS C Adj % Due 11/10/2046 Mo-1	1	4,840,565	4,990,067
000000000		2	6,575,000	6,264,391	6,488,765				0	0	90270R-AJ-3	UBS BARCLAYS COMMERCIAL MORTGA SERIES 2012-C4 CLASS C 144A Adj % Due 12/10/2045 Mo-1	1	6,264,391	6,488,765
12574#HF7	CMBX.NA.15.AAA	2	4,976,000	4,688,126	4,461,315	01/25/2022	11/18/2064	CDS: (CMBX.NA.15.AAA)	(166,339)	(200,605)	05526Q-AN-6	BANC OF AMERICA MERRILL LYNCH SERIES 2015-200P CLASS F 144A Adj % Due 4/14/2033 Mo-1	1	4,854,465	4,661,920
000000000		2	11,700,000	11,442,486	10,620,418				0	0	05523G-AL-5	BANC OF AMERICA MERRILL LYNCH SERIES 2016-ISQ CLASS D 144A Adj % Due 8/14/2034 Mo-1	1	11,442,486	10,620,418
000000000		2	6,000,000	5,398,313	4,922,640				0	0	06540X-AL-5	BANK SERIES 2019-BN22 CLASS D 144A 2 1/2% Due 11/15/2062 Mo-1	1	5,398,313	4,922,640
12574#HH3	CMBX.NA.15.AAA	2	4,822,604	4,550,321	4,263,423	01/25/2022	11/18/2064	CDS: (CMBX.NA.15.AAA)	(166,339)	(200,605)	90117P-AQ-8	1211 AVENUE OF THE AMERICAS TR SERIES 2015-1211 CLASS E 144A Adj % Due 8/10/2035 Mo-1	1	4,716,660	4,464,028

S105

STATEMENT AS OF MARCH 31, 2022 OF THE VOYA RETIREMENT INSURANCE AND ANNUITY COMPANY

SCHEDULE DB - PART C - SECTION 1

Replication (Synthetic Asset) Transactions Open as of Current Statement Date

Replication (Synthetic Asset) Transactions								Components of the Replication (Synthetic Asset) Transactions							
1 Number	2 Description	3 NAIC Designation or Other Description	4 Notional Amount	5 Book/Adjusted Carrying Value	6 Fair Value	7 Effective Date	8 Maturity Date	Derivative Instrument(s) Open			Cash Instrument(s) Held				
								9 Description	10 Book/Adjusted Carrying Value	11 Fair Value	12 CUSIP	13 Description	14 NAIC Designation or Other Description	15 Book/Adjusted Carrying Value	16 Fair Value
000000000		2	6,542,500	6,713,129	6,230,924				0	0	05492T-BF-6	BARCLAYS COMMERCIAL MORTGAGE SERIES 2020-C6 CLASS FSTA 144A Adj % Due 2/15/2053 Mo-1	1	6,713,129	6,230,924
000000000		2	10,000,000	9,843,552	9,524,581				0	0	08162V-BJ-6	BENCHMARK MORTGAGE TRUST SERIES 2019-B10 CLASS 3CCA144A Adj % Due 3/15/2062 Mo-1	1	9,843,552	9,524,581
999999999 - Totals				148,980,332	146,874,411	XXX	XXX	XXX	(2,233,582)	(210,777)	XXX	XXX	XXX	151,213,914	147,085,188

STATEMENT AS OF MARCH 31, 2022 OF THE VOYA RETIREMENT INSURANCE AND ANNUITY COMPANY

SCHEDULE DB - PART C - SECTION 2

Replication (Synthetic Asset) Transactions Open

	First Quarter		Second Quarter		Third Quarter		Fourth Quarter		Year To Date	
	1 Number of Positions	2 Total Replication (Synthetic Asset) Transactions Statement Value	3 Number of Positions	4 Total Replication (Synthetic Asset) Transactions Statement Value	5 Number of Positions	6 Total Replication (Synthetic Asset) Transactions Statement Value	7 Number of Positions	8 Total Replication (Synthetic Asset) Transactions Statement Value	9 Number of Positions	10 Total Replication (Synthetic Asset) Transactions Statement Value
1. Beginning Inventory	8	105,962,712	0	0	0	0	0	0	8	105,962,712
2. Add: Opened or Acquired Transactions	4	457,627,629	0	0	0	0	0	0	4	457,627,629
3. Add: Increases in Replication (Synthetic Asset) Transactions Statement Value	XXX	381,693	XXX	0	XXX	0	XXX	0	XXX	381,693
4. Less: Closed or Disposed of Transactions	0	0	0	0	0	0	0	0	0	0
5. Less: Positions Disposed of for Failing Effectiveness Criteria	2	414,991,702	0	0	0	0	0	0	2	414,991,702
6. Less: Decreases in Replication (Synthetic Asset) Transactions Statement Value	XXX	0	XXX	0	XXX	0	XXX	0	XXX	0
7. Ending Inventory	10	148,980,332	0	0	0	0	0	0	10	148,980,332

SCHEDULE DB - VERIFICATION

Verification of Book/Adjusted Carrying Value, Fair Value and Potential Exposure of all Open Derivative Contracts

		Book/Adjusted Carrying Value Check
1.	Part A, Section 1, Column 14.....	103,867,642
2.	Part B, Section 1, Column 15 plus Part B, Section 1 Footnote - Total Ending Cash Balance.....	0
3.	Total (Line 1 plus Line 2).....	103,867,642
4.	Part D, Section 1, Column 6.....	305,642,337
5.	Part D, Section 1, Column 7.....	(201,774,695)
6.	Total (Line 3 minus Line 4 minus Line 5).....	0
		Fair Value Check
7.	Part A, Section 1, Column 16.....	101,571,411
8.	Part B, Section 1, Column 13.....	(283,100)
9.	Total (Line 7 plus Line 8).....	101,288,311
10.	Part D, Section 1, Column 9.....	314,570,699
11.	Part D, Section 1, Column 10.....	(213,282,388)
12.	Total (Line 9 minus Line 10 minus Line 11).....	0
		Potential Exposure Check
13.	Part A, Section 1, Column 21.....	253,802,997
14.	Part B, Section 1, Column 20.....	5,604,550
15.	Part D, Section 1, Column 12.....	259,407,547
16.	Total (Line 13 plus Line 14 minus Line 15).....	0

SCHEDULE E - PART 2 - VERIFICATION

(Cash Equivalents)

	1	2
	Year To Date	Prior Year Ended December 31
1. Book/adjusted carrying value, December 31 of prior year	310,500,000	0
2. Cost of cash equivalents acquired	9,000,000	310,500,000
3. Accrual of discount	0	0
4. Unrealized valuation increase (decrease)	0	0
5. Total gain (loss) on disposals	0	0
6. Deduct consideration received on disposals	273,500,000	0
7. Deduct amortization of premium	0	0
8. Total foreign exchange change in book/adjusted carrying value	0	0
9. Deduct current year's other than temporary impairment recognized	0	0
10. Book/adjusted carrying value at end of current period (Lines 1+2+3+4+5-6-7+8-9)	46,000,000	310,500,000
11. Deduct total nonadmitted amounts	0	0
12. Statement value at end of current period (Line 10 minus Line 11)	46,000,000	310,500,000

STATEMENT AS OF MARCH 31, 2022 OF THE VOYA RETIREMENT INSURANCE AND ANNUITY COMPANY

SCHEDULE B - PART 2

Showing All Mortgage Loans ACQUIRED AND ADDITIONS MADE During the Current Quarter

1 Loan Number	2 Location		4 Loan Type	5 Date Acquired	6 Rate of Interest	7 Actual Cost at Time of Acquisition	8 Additional Investment Made After Acquisition	9 Value of Land and Buildings
	City	3 State						
29954	Phoenix	AZ		02/14/2020	4.350	.0	840,752	19,592,143
29956	Phoenix	AZ		02/14/2020	4.350	.0	837,845	11,270,175
30079	Phoenix	AZ		09/10/2021	3.581	.0	311,407	17,442,000
29981	Irvine	CA		09/16/2020	5.250	.0	54,110	9,547,309
30102	Fremont	CA		09/21/2021	3.331	.0	64,409	4,986,624
30143	Vacaville	CA		02/16/2022	2.420	1,000,000	.0	2,231,884
29975	Washington DC	DC		06/17/2020	4.950	.0	211,435	31,824,390
29992	Winter Park	FL		11/17/2020	4.600	.0	143,151	6,234,487
30070	Groveland	FL		07/23/2021	4.000	.0	2,390,361	26,445,000
30170	FT LAUDERDALE	FL		03/24/2022	1.690	15,200,000	.0	35,686,222
29903	Atlanta	GA		12/19/2019	4.500	.0	176,471	16,517,647
29936	Atlanta	GA		01/16/2020	4.450	.0	1,493,401	12,558,857
30042	Marietta	GA		05/25/2021	3.581	.0	305,587	9,768,826
29894	Lisle	IL		10/28/2019	5.200	.0	42,399	5,995,283
30001	Lombard	IL		02/19/2021	4.250	.0	1,148,075	21,567,035
30084	Steger	IL		09/20/2021	3.231	.0	37,874	11,719,298
29963	Carmel	IN		02/26/2020	4.800	.0	1,062,386	14,064,516
29962	Lexington	KY		02/27/2020	4.200	.0	196,647	15,821,071
30156	Lawrenceburg	KY		02/23/2022	2.750	15,300,000	.0	22,159,500
30145	Capitol Heights	MD		01/20/2022	2.740	1,800,000	.0	3,544,317
30151	Jessup	MD		01/27/2022	3.900	6,284,558	.0	28,489,995
30011	Southgate	MI		02/02/2021	4.250	.0	517,522	33,298,889
30044	St. Paul	MN		05/17/2021	3.650	.0	130,246	17,442,000
30003	Charlotte	NC		12/10/2020	4.250	.0	79,257	27,456,000
29991	Charleston	SC		11/04/2020	3.550	.0	215,087	17,848,927
30118	Anderson	SC		10/26/2021	3.431	.0	60,398	22,200,316
30161	Johnson City	TN		03/10/2022	3.090	6,226,298	.0	19,816,390
29980	Spring	TX		08/18/2020	5.100	.0	272,528	8,546,250
30039	Webster	TX		05/20/2021	3.481	.0	75,953	16,575,000
30054	Haltom City	TX		06/16/2021	3.581	.0	196,052	31,113,065
30058	North Richland Hills	TX		07/01/2021	3.181	.0	807,895	80,121,796
30134	Houston	TX		12/15/2021	3.581	.0	149,279	16,265,201
30135	Houston	TX		12/15/2021	3.581	.0	91,436	9,434,363
30140	Farmers Branch	TX		01/25/2022	2.000	8,200,000	.0	15,033,333
30147	San Antonio	TX		01/20/2022	3.400	3,728,806	.0	5,934,328
30160	San Antonio	TX		02/16/2022	3.700	1,965,516	.0	3,443,831
29922	Stafford	VA		12/12/2019	5.100	.0	570,882	13,434,765
30153	Virginia Beach	VA		02/01/2022	3.350	4,584,686	.0	7,361,070
30142	Woodinville	WA		03/02/2022	2.650	5,190,000	.0	9,861,000
30148	Seattle	WA		03/10/2022	2.050	3,650,000	.0	7,814,938
					0.000	.0	.0	.0
059999. Mortgages in good standing - Commercial mortgages-all other						73,129,863	12,482,845	690,468,042
089999. Total Mortgages in good standing						73,129,863	12,482,845	690,468,042
169999. Total - Restructured Mortgages						0	0	0
249999. Total - Mortgages with overdue interest over 90 days						0	0	0
329999. Total - Mortgages in the process of foreclosure						0	0	0
339999 - Totals						73,129,863	12,482,845	690,468,042

E02

STATEMENT AS OF MARCH 31, 2022 OF THE VOYA RETIREMENT INSURANCE AND ANNUITY COMPANY

SCHEDULE B - PART 3

Showing All Mortgage Loans DISPOSED, Transferred or Repaid During the Current Quarter

1 Loan Number	2 Location		4 Loan Type	5 Date Acquired	6 Disposal Date	7 Book Value/ Recorded Investment Excluding Accrued Interest Prior Year	8 Change in Book Value/Recorded Investment					14 Book Value/ Recorded Investment Excluding Accrued Interest on Disposal	15 Consid- eration	16 Foreign Exchange Gain (Loss) on Disposal	17 Realized Gain (Loss) on Disposal	18 Total Gain (Loss) on Disposal	
	2 City	3 State					8 Unrealized Valuation Increase (Decrease)	9 Current Year's (Amortization) /Accretion	10 Current Year's Other- Than- Temporary Impairment Recognized	11 Capitalized Deferred Interest and Other	12 Total Change in Book Value (8+9-10+11)						13 Total Foreign Exchange Change in Book Value
29783	LOS ANGELES	CA		12/20/2018	03/02/2022	3,179,408	0	0	0	0	0	0	3,179,408	3,179,408	0	0	0
28576	STRATFORD	CT		02/14/2012	02/02/2022	9,339,575	0	0	0	0	0	0	9,316,902	9,339,575	0	0	0
28577	STRATFORD	CT		02/14/2012	02/02/2022	4,812,533	0	0	0	0	0	0	4,800,850	4,812,533	0	0	0
28848	JACKSONVILLE	FL		03/28/2013	02/28/2022	2,515,967	0	0	0	0	0	0	2,501,531	2,515,967	0	0	0
28841	JACKSONVILLE	FL		03/28/2013	02/25/2022	1,729,646	0	0	0	0	0	0	1,719,721	1,729,646	0	0	0
28842	JACKSONVILLE	FL		03/28/2013	02/25/2022	2,227,649	0	0	0	0	0	0	2,214,867	2,227,649	0	0	0
28843	JACKSONVILLE	FL		03/28/2013	02/25/2022	2,489,757	0	0	0	0	0	0	2,475,471	2,489,757	0	0	0
28844	JACKSONVILLE	FL		03/28/2013	02/25/2022	3,485,764	0	0	0	0	0	0	3,465,762	3,485,764	0	0	0
28845	JACKSONVILLE	FL		03/28/2013	02/25/2022	2,594,599	0	0	0	0	0	0	2,579,712	2,594,599	0	0	0
28846	FERNANDINA BEACH	FL		03/28/2013	02/25/2022	1,126,799	0	0	0	0	0	0	1,120,333	1,126,799	0	0	0
29211	FT LAUDERDALE	FL		12/01/2015	03/01/2022	3,038,382	0	0	0	0	0	0	3,020,908	3,038,382	0	0	0
29213	POMPANO BEACH	FL		12/01/2015	03/01/2022	1,437,806	0	0	0	0	0	0	1,429,537	1,437,806	0	0	0
29237	JACKSONVILLE	FL		08/03/2015	02/25/2022	1,208,907	0	0	0	0	0	0	1,201,970	1,208,907	0	0	0
29961	Fort Lauderdale	FL		02/27/2020	02/09/2022	13,625,750	0	0	0	0	0	0	13,625,750	13,625,750	0	0	0
29042	ARLINGTON HEIGHTS	IL		05/01/2014	03/21/2022	6,290,937	0	0	0	0	0	0	6,260,872	6,290,937	0	0	0
29034	ROCHESTER HILLS	MI		05/01/2014	03/21/2022	4,972,836	0	0	0	0	0	0	4,949,070	4,972,835	0	0	0
29958	Queens	NY		02/07/2020	02/25/2022	8,580,750	0	0	0	0	0	0	8,580,750	8,580,750	0	0	0
29261	SOCORRO	TX		09/10/2015	02/10/2022	8,019,978	0	0	0	0	0	0	7,934,620	8,019,978	0	0	0
29816	HOUSTON	TX		03/21/2019	01/06/2022	9,660,000	0	0	0	0	0	0	9,660,000	9,660,000	0	0	0
29888	Austin	TX		11/01/2019	03/07/2022	6,337,708	0	0	0	0	0	0	6,337,708	6,337,708	0	0	0
29955	Houston	TX		02/26/2020	01/25/2022	11,611,625	0	0	0	0	0	0	11,611,625	11,611,625	0	0	0
0199999. Mortgages closed by repayment						108,286,375	0	0	0	0	0	0	107,987,365	108,286,373	0	0	0
29101	BIRMINGHAM	AL		09/10/2014		5,240,441	0	0	0	0	0	0	5,240,441	5,240,441	0	0	0
29827	Birmingham	AL		07/26/2019		6,183,830	0	0	0	0	0	0	6,183,830	6,183,830	0	0	0
29170	FT SMITH	AR		04/29/2015		885,370	0	0	0	0	0	0	885,370	885,370	0	0	0
29171	HOT SPRINGS	AR		04/29/2015		792,226	0	0	0	0	0	0	792,226	792,226	0	0	0
27218	MESA	AZ		03/27/2003		8,579,132	0	0	0	0	0	0	8,579,132	8,579,132	0	0	0
27219	MESA	AZ		03/27/2003		9,797,374	0	0	0	0	0	0	9,797,374	9,797,374	0	0	0
27308	MESA	AZ		09/19/2003		12,533,976	0	0	0	0	0	0	12,533,976	12,533,976	0	0	0
28498	CHANDLER	AZ		11/01/2011		13,256,006	0	0	0	0	0	0	13,256,006	13,256,006	0	0	0
28926	PHOENIX	AZ		04/01/2014		3,879,544	0	0	0	0	0	0	3,879,544	3,879,544	0	0	0
28955	NOGALES	AZ		12/06/2013		836,496	0	0	0	0	0	0	836,496	836,496	0	0	0
28956	NOGALES	AZ		12/06/2013		640,721	0	0	0	0	0	0	640,721	640,721	0	0	0
29142	TEMPE	AZ		01/15/2015		6,289,139	0	0	0	0	0	0	6,289,139	6,289,139	0	0	0
29144	YUMA	AZ		01/15/2015		1,763,621	0	0	0	0	0	0	1,763,621	1,763,621	0	0	0
29330	GLENDALE	AZ		01/06/2016		1,284,911	0	0	0	0	0	0	1,284,911	1,284,911	0	0	0
29331	CHANDLER	AZ		01/06/2016		1,604,663	0	0	0	0	0	0	1,604,663	1,604,663	0	0	0
29332	PHOENIX	AZ		01/06/2016		1,434,241	0	0	0	0	0	0	1,434,241	1,434,241	0	0	0
29333	GILBERT	AZ		01/06/2016		1,360,842	0	0	0	0	0	0	1,360,842	1,360,842	0	0	0
29334	PHOENIX	AZ		01/06/2016		1,486,549	0	0	0	0	0	0	1,486,549	1,486,549	0	0	0
29463	MESA	AZ		11/01/2016		4,838,151	0	0	0	0	0	0	4,838,151	4,838,151	0	0	0
29548	Glendale	AZ		06/29/2017		2,455,379	0	0	0	0	0	0	2,455,379	2,455,379	0	0	0
29549	Glendale	AZ		06/29/2017		2,455,379	0	0	0	0	0	0	2,455,379	2,455,379	0	0	0
29561	SCOTTSDALE	AZ		04/03/2017		22,129,959	0	0	0	0	0	0	22,129,959	22,129,959	0	0	0
29780	Phoenix	AZ		10/16/2018		1,045,978	0	0	0	0	0	0	1,045,978	1,045,978	0	0	0
30020	Tempe	AZ		05/14/2021		5,838,476	0	0	0	0	0	0	5,838,476	5,838,476	0	0	0
27775	LAKE FOREST	CA		10/04/2005		7,947,847	0	0	0	0	0	0	7,947,847	7,947,847	0	0	0
28033	LOS ANGELES	CA		02/02/2007		2,575,933	0	0	0	0	0	0	2,575,933	2,575,933	0	0	0
28082	SAN FRANCISCO	CA		07/18/2007		5,316,132	0	0	0	0	0	0	5,316,132	5,316,132	0	0	0
28322	SANTA CLARA	CA		11/30/2010		1,395,296	0	0	0	0	0	0	1,395,296	1,395,296	0	0	0
28405	SANTA CLARITA	CA		04/28/2011		5,076,477	0	0	0	0	0	0	5,076,477	5,076,477	0	0	0
28412	CONCORD	CA		06/14/2011		2,152,369	0	0	0	0	0	0	2,152,369	2,152,369	0	0	0
28414	SAN JOSE	CA		06/29/2011		3,410,606	0	0	0	0	0	0	3,410,606	3,410,606	0	0	0
28416	SAN LEANDRO	CA		06/29/2011		1,306,133	0	0	0	0	0	0	1,306,133	1,306,133	0	0	0
28419	LOS ANGELES	CA		11/01/2011		3,234,025	0	0	0	0	0	0	3,234,025	3,234,025	0	0	0
28438	HARBOR CITY	CA		05/31/2011		2,688,242	0	0	0	0	0	0	2,688,242	2,688,242	0	0	0
28486	NORTHridge	CA		08/10/2011		2,397,771	0	0	0	0	0	0	2,397,771	2,397,771	0	0	0
28493	IRVINE	CA		08/31/2011		3,603,253	0	0	0	0	0	0	3,603,253	3,603,253	0	0	0
28494	IRVINE	CA		08/31/2011		715,751	0	0	0	0	0	0	715,751	715,751	0	0	0
28562	FOSTER CITY	CA		01/20/2012		25,115,946	0	0	0	0	0	0	25,115,946	25,115,946	0	0	0

E02.1

STATEMENT AS OF MARCH 31, 2022 OF THE VOYA RETIREMENT INSURANCE AND ANNUITY COMPANY

SCHEDULE B - PART 3

Showing All Mortgage Loans DISPOSED, Transferred or Repaid During the Current Quarter

1 Loan Number	2 Location		4 Loan Type	5 Date Acquired	6 Disposal Date	7 Book Value/ Recorded Investment Excluding Accrued Interest Prior Year	8 Change in Book Value/Recorded Investment					14 Book Value/ Recorded Investment Excluding Accrued Interest on Disposal	15 Consid- eration	16 Foreign Exchange Gain (Loss) on Disposal	17 Realized Gain (Loss) on Disposal	18 Total Gain (Loss) on Disposal	
	2 City	3 State					8 Unrealized Valuation Increase (Decrease)	9 Current Year's (Amortization) /Accretion	10 Current Year's Other- Than- Temporary Impairment Recognized	11 Capitalized Deferred Interest and Other	12 Total Change in Book Value (8+9-10+11)						13 Total Foreign Exchange Change in Book Value
28832	MALIBU	CA		02/26/2013		2,081,106	0	0	0	0	0	0	0	54,761	0	0	0
28834	LOS ANGELES	CA		02/26/2013		3,861,522	0	0	0	0	0	0	0	135,271	0	0	0
28835	LOS ANGELES	CA		02/26/2013		3,812,944	0	0	0	0	0	0	0	133,569	0	0	0
28850	LOS ANGELES	CA		02/26/2013		2,033,768	0	0	0	0	0	0	0	395,225	0	0	0
28874	GARDEN GROVE	CA		05/09/2013		2,924,710	0	0	0	0	0	0	0	49,896	0	0	0
28887	LOS ANGELES	CA		05/30/2013		2,076,008	0	0	0	0	0	0	0	14,914	0	0	0
28902	LONG BEACH	CA		06/26/2013		2,432,052	0	0	0	0	0	0	0	83,888	0	0	0
28903	THOUSAND OAKS	CA		06/19/2013		4,220,995	0	0	0	0	0	0	0	145,593	0	0	0
28912	NEWPORT BEACH	CA		10/31/2013		28,006,481	0	0	0	0	0	0	0	277,928	0	0	0
28932	ROSEVILLE	CA		08/13/2013		11,062,453	0	0	0	0	0	0	0	60,397	0	0	0
28939	SANTA MONICA	CA		12/06/2013		4,627,431	0	0	0	0	0	0	0	71,345	0	0	0
28944	SAN FRANCISCO	CA		12/06/2013		3,826,531	0	0	0	0	0	0	0	58,996	0	0	0
28945	PLACENTIA	CA		12/06/2013		3,292,596	0	0	0	0	0	0	0	50,764	0	0	0
28946	SAN DIEGO	CA		12/06/2013		1,744,185	0	0	0	0	0	0	0	26,891	0	0	0
28947	SAN DIEGO	CA		12/06/2013		1,317,039	0	0	0	0	0	0	0	20,306	0	0	0
28948	EL CAJON	CA		12/06/2013		1,423,706	0	0	0	0	0	0	0	21,957	0	0	0
28949	STANTON	CA		12/06/2013		925,487	0	0	0	0	0	0	0	14,269	0	0	0
28950	SAN DIEGO	CA		12/06/2013		889,890	0	0	0	0	0	0	0	13,720	0	0	0
28951	LA MESA	CA		12/06/2013		667,418	0	0	0	0	0	0	0	10,290	0	0	0
28967	IRVINE	CA		11/07/2013		2,075,411	0	0	0	0	0	0	0	13,986	0	0	0
28973	SAN FRANCISCO	CA		11/26/2013		22,774,543	0	0	0	0	0	0	0	109,548	0	0	0
28986	HIGHLAND PARK	CA		12/20/2013		4,902,883	0	0	0	0	0	0	0	61,083	0	0	0
28993	CULVER CITY	CA		05/09/2014		1,544,776	0	0	0	0	0	0	0	9,173	0	0	0
28994	SANTA CLARA	CA		02/07/2014		5,773,413	0	0	0	0	0	0	0	35,507	0	0	0
29007	SAN DIEGO	CA		05/09/2014		1,334,246	0	0	0	0	0	0	0	19,330	0	0	0
29041	WOODLAND HILLS	CA		05/28/2014		3,998,475	0	0	0	0	0	0	0	115,634	0	0	0
29049	TORRANCE	CA		08/06/2014		9,478,015	0	0	0	0	0	0	0	90,221	0	0	0
29068	SACRAMENTO	CA		07/30/2014		19,665,403	0	0	0	0	0	0	0	184,815	0	0	0
29070	TORRANCE	CA		08/06/2014		892,925	0	0	0	0	0	0	0	8,500	0	0	0
29082	RANCHO CORDOVA	CA		08/08/2014		4,283,452	0	0	0	0	0	0	0	28,692	0	0	0
29100	RESADA	CA		10/14/2014		2,979,111	0	0	0	0	0	0	0	27,928	0	0	0
29112	SANTA MONICA	CA		11/05/2014		6,995,358	0	0	0	0	0	0	0	100,306	0	0	0
29136	HOLLYWOOD	CA		12/23/2014		340,293	0	0	0	0	0	0	0	26,454	0	0	0
29140	SANTEEE	CA		01/15/2015		8,917,932	0	0	0	0	0	0	0	81,468	0	0	0
29141	SAN JOSE	CA		01/15/2015		7,753,277	0	0	0	0	0	0	0	70,829	0	0	0
29146	SYLMAR	CA		01/15/2015		8,951,208	0	0	0	0	0	0	0	81,772	0	0	0
29158	SAN BERNARDINO	CA		03/06/2015		8,971,318	0	0	0	0	0	0	0	228,459	0	0	0
29161	LA PUENTE	CA		03/06/2015		5,321,571	0	0	0	0	0	0	0	135,516	0	0	0
29163	EL MONTE	CA		03/06/2015		852,957	0	0	0	0	0	0	0	21,721	0	0	0
29165	COVINA	CA		03/06/2015		2,786,847	0	0	0	0	0	0	0	70,968	0	0	0
29204	SAN FRANCISCO	CA		04/01/2015		4,239,898	0	0	0	0	0	0	0	28,196	0	0	0
29205	LOS ANGELES	CA		05/01/2015		1,912,942	0	0	0	0	0	0	0	17,667	0	0	0
29206	LOS ANGELES	CA		04/23/2015		3,145,738	0	0	0	0	0	0	0	27,888	0	0	0
29216	PACOIMA	CA		04/29/2015		6,211,820	0	0	0	0	0	0	0	56,866	0	0	0
29232	BRENTWOOD	CA		05/22/2015		2,967,342	0	0	0	0	0	0	0	41,371	0	0	0
29239	LOS ANGELES	CA		07/01/2015		18,458,994	0	0	0	0	0	0	0	113,832	0	0	0
29321	ROSEVILLE	CA		01/05/2016		4,519,117	0	0	0	0	0	0	0	38,068	0	0	0
29349	CITY OF INDUSTRY	CA		01/28/2016		18,937,492	0	0	0	0	0	0	0	244,090	0	0	0
29368	CHATSWORTH	CA		03/30/2016		3,859,843	0	0	0	0	0	0	0	32,033	0	0	0
29460	ALHAMBRA	CA		08/04/2016		1,897,031	0	0	0	0	0	0	0	16,030	0	0	0
29462	SAN DIEGO	CA		08/03/2016		11,646,219	0	0	0	0	0	0	0	54,276	0	0	0
29464	BEVERLY HILLS	CA		08/18/2016		5,025,423	0	0	0	0	0	0	0	31,717	0	0	0
29550	ENCINITAS	CA		02/07/2017		8,223,221	0	0	0	0	0	0	0	45,425	0	0	0
29562	COVINA	CA		04/03/2017		17,618,363	0	0	0	0	0	0	0	197,052	0	0	0
29563	CARLSBAD	CA		04/03/2017		31,974,494	0	0	0	0	0	0	0	357,618	0	0	0
29603	Garden Grove	CA		06/29/2017		2,975,225	0	0	0	0	0	0	0	21,965	0	0	0
29607	Los Angeles	CA		08/11/2017		4,592,583	0	0	0	0	0	0	0	183,191	0	0	0
29630	Rialto	CA		11/01/2017		3,558,902	0	0	0	0	0	0	0	19,075	0	0	0
29631	Rancho Cucamonga	CA		11/01/2017		3,558,902	0	0	0	0	0	0	0	19,075	0	0	0
29669	San Marcos	CA		01/18/2018		5,903,027	0	0	0	0	0	0	0	33,218	0	0	0

E02.2

STATEMENT AS OF MARCH 31, 2022 OF THE VOYA RETIREMENT INSURANCE AND ANNUITY COMPANY

SCHEDULE B - PART 3

Showing All Mortgage Loans DISPOSED, Transferred or Repaid During the Current Quarter

1 Loan Number	2 Location		4 Loan Type	5 Date Acquired	6 Disposal Date	7 Book Value/ Recorded Investment Excluding Accrued Interest Prior Year	8 Change in Book Value/Recorded Investment					14 Book Value/ Recorded Investment Excluding Accrued Interest on Disposal	15 Consid- eration	16 Foreign Exchange Gain (Loss) on Disposal	17 Realized Gain (Loss) on Disposal	18 Total Gain (Loss) on Disposal
	2 City	3 State					8 Unrealized Valuation Increase (Decrease)	9 Current Year's (Amortization) /Accretion	10 Current Year's Other- Than- Temporary Impairment Recognized	11 Capitalized Deferred Interest and Other	12 Total Change in Book Value (8+9-10+11)					
29671	Roseville	CA		01/31/2018		1,793,140	0	0	0	0	0	0	0	9,471	0	0
29674	Rancho Cucamonga	CA		01/31/2018		2,689,710	0	0	0	0	0	0	0	14,206	0	0
29782	Covina	CA		11/15/2018		949,092	0	0	0	0	0	0	0	4,558	0	0
29788	Los Angeles	CA		11/29/2018		1,899,701	0	0	0	0	0	0	0	8,993	0	0
29795	Long Beach	CA		12/14/2018		1,866,315	0	0	0	0	0	0	0	12,032	0	0
29821	Anaheim	CA		03/26/2019		2,784,193	0	0	0	0	0	0	0	21,530	0	0
29825	Antelope	CA		04/26/2019		6,552,392	0	0	0	0	0	0	0	29,668	0	0
29826	Eastvale	CA		04/26/2019		924,712	0	0	0	0	0	0	0	5,013	0	0
29839	San Francisco	CA		06/26/2019		8,221,927	0	0	0	0	0	0	0	56,488	0	0
29966	San Francisco	CA		05/21/2020		25,681,911	0	0	0	0	0	0	0	134,164	0	0
29987	San Diego	CA		11/19/2020		4,024,191	0	0	0	0	0	0	0	21,857	0	0
30060	San Diego	CA		08/13/2021		3,923,951	0	0	0	0	0	0	0	26,255	0	0
30113	Fremont	CA		11/23/2021		4,041,750	0	0	0	0	0	0	0	22,848	0	0
277502	LAKE FOREST	CA		08/24/2006		1,143,353	0	0	0	0	0	0	0	23,760	0	0
2915802	SAN BERNARDINO	CA		03/06/2015		4,444,140	0	0	0	0	0	0	0	102,296	0	0
2916102	LA PUENTE	CA		03/06/2015		2,635,490	0	0	0	0	0	0	0	60,664	0	0
2916302	EL MONTE	CA		03/06/2015		422,775	0	0	0	0	0	0	0	9,732	0	0
2916502	COVINA	CA		03/06/2015		1,380,207	0	0	0	0	0	0	0	31,770	0	0
28149	GRAND JUNCTION	CO		10/04/2007		2,974,396	0	0	0	0	0	0	0	38,061	0	0
28768	Denver	CO		08/29/2012		17,694,715	0	0	0	0	0	0	0	208,261	0	0
28771	Aurora	CO		08/29/2012		1,251,547	0	0	0	0	0	0	0	9,821	0	0
28829	DENVER	CO		01/09/2013		11,629,632	0	0	0	0	0	0	0	268,564	0	0
28851	WESTMINSTER	CO		02/12/2013		4,126,173	0	0	0	0	0	0	0	807,010	0	0
28899	AURORA	CO		06/26/2013		941,094	0	0	0	0	0	0	0	145,544	0	0
28989	FORT COLLINS	CO		12/27/2013		12,920,754	0	0	0	0	0	0	0	86,012	0	0
29081	PARKER	CO		07/29/2014		17,127,573	0	0	0	0	0	0	0	663,527	0	0
29093	BOULDER	CO		12/24/2014		12,865,739	0	0	0	0	0	0	0	117,764	0	0
29117	LITTLETON	CO		05/01/2015		2,895,377	0	0	0	0	0	0	0	26,361	0	0
29339	ASPEN	CO		01/06/2016		937,614	0	0	0	0	0	0	0	12,584	0	0
29552	CENTENNIAL	CO		02/28/2017		3,712,896	0	0	0	0	0	0	0	6,400	0	0
29554	CENTENNIAL	CO		02/28/2017		15,512,031	0	0	0	0	0	0	0	72,643	0	0
29841	Denver	CO		09/25/2019		1,563,363	0	0	0	0	0	0	0	6,959	0	0
2909302	BOULDER	CO		11/23/2015		4,397,700	0	0	0	0	0	0	0	29,866	0	0
28954	EAST HARTFORD	CT		12/06/2013		436,046	0	0	0	0	0	0	0	6,723	0	0
29045	VERNON	CT		07/15/2014		4,275,663	0	0	0	0	0	0	0	64,117	0	0
29050	VERNON	CT		07/15/2014		945,147	0	0	0	0	0	0	0	14,173	0	0
29051	VERNON	CT		07/15/2014		1,260,196	0	0	0	0	0	0	0	18,898	0	0
29080	GREENWICH	CT		10/10/2014		6,450,646	0	0	0	0	0	0	0	42,838	0	0
29229	SOUTHURY	CT		06/18/2015		6,016,202	0	0	0	0	0	0	0	39,104	0	0
29230	SOUTHURY	CT		06/18/2015		523,148	0	0	0	0	0	0	0	3,400	0	0
29413	STAMFORD	CT		07/20/2016		5,374,123	0	0	0	0	0	0	0	32,639	0	0
29800	Vernon	CT		02/27/2019		13,616,295	0	0	0	0	0	0	0	134,060	0	0
2880903	WESTPORT	CT		12/19/2012		2,385,472	0	0	0	0	0	0	0	17,402	0	0
2881003	WESTPORT	CT		12/19/2012		1,490,920	0	0	0	0	0	0	0	10,876	0	0
2881203	NORWALK	CT		12/19/2012		1,897,534	0	0	0	0	0	0	0	13,843	0	0
28936	WASHINGTON	DC		10/10/2013		8,637,703	0	0	0	0	0	0	0	47,573	0	0
28976	WASHINGTON	DC		12/05/2013		11,426,132	0	0	0	0	0	0	0	71,914	0	0
29115	WASHINGTON	DC		10/31/2014		10,309,071	0	0	0	0	0	0	0	68,909	0	0
29377	WASHINGTON	DC		03/22/2016		9,913,388	0	0	0	0	0	0	0	125,812	0	0
28728	WILMINGTON	DE		05/17/2012		1,077,692	0	0	0	0	0	0	0	102,875	0	0
29359	NEWARK	DE		01/11/2016		14,670,706	0	0	0	0	0	0	0	77,544	0	0
29667	Dover	DE		01/31/2018		1,938,247	0	0	0	0	0	0	0	8,809	0	0
29878	Newark	DE		12/18/2019		15,012,632	0	0	0	0	0	0	0	151,250	0	0
29890	Newark	DE		12/18/2019		10,115,808	0	0	0	0	0	0	0	101,915	0	0
28421	PLANTATION	FL		09/02/2011		2,415,359	0	0	0	0	0	0	0	200,708	0	0
28730	HOLLYWOOD	FL		12/03/2012		7,547,061	0	0	0	0	0	0	0	53,365	0	0
28759	ALTAMONTE SPGS	FL		07/02/2012		2,259,811	0	0	0	0	0	0	0	41,170	0	0
28760	MIAMI	FL		07/16/2012		298,439	0	0	0	0	0	0	0	110,927	0	0
28762	ORLANDO	FL		07/02/2012		5,029,693	0	0	0	0	0	0	0	91,633	0	0
28816	DESTIN	FL		12/17/2012		3,537,560	0	0	0	0	0	0	0	36,882	0	0

STATEMENT AS OF MARCH 31, 2022 OF THE VOYA RETIREMENT INSURANCE AND ANNUITY COMPANY

SCHEDULE B - PART 3

Showing All Mortgage Loans DISPOSED, Transferred or Repaid During the Current Quarter

1 Loan Number	2 Location		4 Loan Type	5 Date Acquired	6 Disposal Date	7 Book Value/ Recorded Investment Excluding Accrued Interest Prior Year	8 Change in Book Value/Recorded Investment					14 Book Value/ Recorded Investment Excluding Accrued Interest on Disposal	15 Consid- eration	16 Foreign Exchange Gain (Loss) on Disposal	17 Realized Gain (Loss) on Disposal	18 Total Gain (Loss) on Disposal
	2 City	3 State					8 Unrealized Valuation Increase (Decrease)	9 Current Year's (Amortization) /Accretion	10 Current Year's Other- Than- Temporary Impairment Recognized	11 Capitalized Deferred Interest and Other	12 Total Change in Book Value (8+9-10+11)					
28817	DEST IN	FL		12/17/2012		2,355,812	0	0	0	0	0	0	0	24,561	0	0
28901	WELLINGTON	FL		08/01/2013		5,712,038	0	0	0	0	0	0	0	62,505	0	0
28910	COCOA BEACH	FL		11/12/2013		1,768,309	0	0	0	0	0	0	0	28,405	0	0
28911	COCOA BEACH	FL		11/12/2013		2,686,911	0	0	0	0	0	0	0	43,161	0	0
28921	ORLANDO	FL		07/30/2013		13,208,994	0	0	0	0	0	0	0	135,749	0	0
28922	NEWPORT RICHEY	FL		07/30/2013		6,604,497	0	0	0	0	0	0	0	67,875	0	0
28927	BRADENTON	FL		04/01/2014		4,138,181	0	0	0	0	0	0	0	63,511	0	0
28957	WEST PALM BEACH	FL		12/06/2013		605,126	0	0	0	0	0	0	0	9,330	0	0
28958	WEST PALM BEACH	FL		12/06/2013		355,956	0	0	0	0	0	0	0	5,488	0	0
28959	WEST PALM BEACH	FL		12/06/2013		391,552	0	0	0	0	0	0	0	6,037	0	0
29035	TAMPA	FL		05/01/2014		3,321,134	0	0	0	0	0	0	0	48,964	0	0
29109	MIAMI	FL		01/02/2015		71,600,000	0	0	0	0	0	0	0	186,882	0	0
29174	ST. AUGUSTINE	FL		03/30/2015		456,487	0	0	0	0	0	0	0	6,468	0	0
29176	ST. AUGUSTINE	FL		03/30/2015		267,371	0	0	0	0	0	0	0	3,788	0	0
29177	JACKSONVILLE	FL		03/30/2015		495,614	0	0	0	0	0	0	0	7,022	0	0
29178	JACKSONVILLE	FL		03/30/2015		378,232	0	0	0	0	0	0	0	5,359	0	0
29179	ORANGE PARK	FL		03/30/2015		243,894	0	0	0	0	0	0	0	3,456	0	0
29180	JACKSONVILLE	FL		03/30/2015		1,095,568	0	0	0	0	0	0	0	15,523	0	0
29181	PONTE VEDRA	FL		03/30/2015		684,730	0	0	0	0	0	0	0	9,702	0	0
29182	JACKSONVILLE	FL		03/30/2015		674,296	0	0	0	0	0	0	0	9,554	0	0
29183	JACKSONVILLE	FL		03/30/2015		247,807	0	0	0	0	0	0	0	3,511	0	0
29184	JACKSONVILLE	FL		03/30/2015		599,954	0	0	0	0	0	0	0	8,501	0	0
29185	JACKSONVILLE	FL		03/30/2015		495,614	0	0	0	0	0	0	0	7,022	0	0
29186	JACKSONVILLE	FL		03/30/2015		639,081	0	0	0	0	0	0	0	9,055	0	0
29187	JACKSONVILLE	FL		03/30/2015		378,232	0	0	0	0	0	0	0	5,359	0	0
29188	JACKSONVILLE	FL		03/30/2015		369,102	0	0	0	0	0	0	0	5,230	0	0
29189	JACKSONVILLE	FL		03/30/2015		590,042	0	0	0	0	0	0	0	8,360	0	0
29190	JACKSONVILLE	FL		03/30/2015		333,888	0	0	0	0	0	0	0	4,731	0	0
29191	JACKSONVILLE	FL		03/30/2015		307,672	0	0	0	0	0	0	0	4,359	0	0
29192	ST. AUGUSTINE	FL		03/30/2015		511,526	0	0	0	0	0	0	0	7,248	0	0
29193	JACKSONVILLE	FL		03/30/2015		466,921	0	0	0	0	0	0	0	6,616	0	0
29194	JACKSONVILLE	FL		03/30/2015		545,828	0	0	0	0	0	0	0	7,734	0	0
29212	MIAMI	FL		05/08/2015		3,797,491	0	0	0	0	0	0	0	52,946	0	0
29228	GREENACRES	FL		06/24/2015		19,142,736	0	0	0	0	0	0	0	67,949	0	0
29273	CLEARWATER	FL		12/22/2015		1,539,279	0	0	0	0	0	0	0	87,802	0	0
29285	JACKSONVILLE	FL		01/12/2016		763,400	0	0	0	0	0	0	0	6,438	0	0
29286	JACKSONVILLE	FL		01/12/2016		3,358,959	0	0	0	0	0	0	0	28,325	0	0
29287	JACKSONVILLE	FL		01/12/2016		2,442,879	0	0	0	0	0	0	0	20,600	0	0
29288	JACKSONVILLE	FL		01/12/2016		839,740	0	0	0	0	0	0	0	7,081	0	0
29289	ST. AUGUSTINE	FL		01/12/2016		1,862,695	0	0	0	0	0	0	0	15,708	0	0
29290	JACKSONVILLE	FL		01/12/2016		977,152	0	0	0	0	0	0	0	8,240	0	0
29291	YULEE	FL		01/12/2016		1,209,225	0	0	0	0	0	0	0	10,197	0	0
29292	JACKSONVILLE	FL		01/12/2016		809,204	0	0	0	0	0	0	0	6,824	0	0
29293	PONTE VEDRA	FL		01/12/2016		687,060	0	0	0	0	0	0	0	5,794	0	0
29294	ORANGE PARK	FL		01/12/2016		427,504	0	0	0	0	0	0	0	3,605	0	0
29295	JACKSONVILLE	FL		01/12/2016		961,884	0	0	0	0	0	0	0	8,111	0	0
29296	ST. AUGUSTINE	FL		01/12/2016		775,614	0	0	0	0	0	0	0	6,541	0	0
29297	ST. AUGUSTINE	FL		01/12/2016		3,114,671	0	0	0	0	0	0	0	26,265	0	0
29298	JACKSONVILLE	FL		01/12/2016		2,458,147	0	0	0	0	0	0	0	20,729	0	0
29299	JACKSONVILLE	FL		01/12/2016		839,740	0	0	0	0	0	0	0	7,081	0	0
29300	ATLANTIC BEACH	FL		01/12/2016		1,053,492	0	0	0	0	0	0	0	8,884	0	0
29301	JACKSONVILLE	FL		01/12/2016		885,544	0	0	0	0	0	0	0	7,468	0	0
29302	JACKSONVILLE	FL		01/12/2016		1,190,904	0	0	0	0	0	0	0	10,043	0	0
29303	JACKSONVILLE	FL		01/12/2016		946,616	0	0	0	0	0	0	0	7,983	0	0
29304	JACKSONVILLE	FL		01/12/2016		488,576	0	0	0	0	0	0	0	4,120	0	0
29305	JACKSONVILLE	FL		01/12/2016		1,542,067	0	0	0	0	0	0	0	13,004	0	0
29306	JACKSONVILLE	FL		01/12/2016		3,404,763	0	0	0	0	0	0	0	28,712	0	0
29307	JACKSONVILLE	FL		01/12/2016		1,648,943	0	0	0	0	0	0	0	13,905	0	0
29308	JACKSONVILLE	FL		01/12/2016		1,587,871	0	0	0	0	0	0	0	13,390	0	0
29309	CALLAHAN	FL		01/12/2016		564,916	0	0	0	0	0	0	0	4,764	0	0

STATEMENT AS OF MARCH 31, 2022 OF THE VOYA RETIREMENT INSURANCE AND ANNUITY COMPANY

SCHEDULE B - PART 3

Showing All Mortgage Loans DISPOSED, Transferred or Repaid During the Current Quarter

1 Loan Number	2 Location		4 Loan Type	5 Date Acquired	6 Disposal Date	7 Book Value/ Recorded Investment Excluding Accrued Interest Prior Year	8 Change in Book Value/Recorded Investment					14 Book Value/ Recorded Investment Excluding Accrued Interest on Disposal	15 Consid- eration	16 Foreign Exchange Gain (Loss) on Disposal	17 Realized Gain (Loss) on Disposal	18 Total Gain (Loss) on Disposal
	2 City	3 State					8 Unrealized Valuation Increase (Decrease)	9 Current Year's (Amortization) /Accretion	10 Current Year's Other- Than- Temporary Impairment Recognized	11 Capitalized Deferred Interest and Other	12 Total Change in Book Value (8+9-10+11)					
29310	JACKSONVILLE	FL		01/12/2016		1,328,316	0	0	0	0	0	0	0	11,201	0	0
29311	ST. AUGUSTINE	FL		01/12/2016		1,084,028	0	0	0	0	0	0	0	9,141	0	0
29409	SORRENTO	FL		08/15/2016		2,817,859	0	0	0	0	0	0	0	35,948	0	0
29417	MELBOURNE	FL		06/09/2016		1,173,489	0	0	0	0	0	0	0	10,113	0	0
29418	MELBOURNE	FL		06/09/2016		1,118,481	0	0	0	0	0	0	0	9,639	0	0
29421	MELBOURNE	FL		06/09/2016		1,760,232	0	0	0	0	0	0	0	15,169	0	0
29428	MELBOURNE	FL		06/09/2016		1,631,882	0	0	0	0	0	0	0	14,063	0	0
29438	MELBOURNE	FL		06/09/2016		1,778,568	0	0	0	0	0	0	0	15,327	0	0
29441	MELBOURNE	FL		06/09/2016		4,143,880	0	0	0	0	0	0	0	35,710	0	0
29443	MELBOURNE	FL		06/09/2016		1,338,510	0	0	0	0	0	0	0	11,535	0	0
29495	LAKE WORTH	FL		01/09/2017		5,685,652	0	0	0	0	0	0	0	34,790	0	0
29534	CORAL GABLES	FL		02/08/2017		15,469,852	0	0	0	0	0	0	0	78,541	0	0
29535	JACKSONVILLE BEACH	FL		03/02/2017		9,920,748	0	0	0	0	0	0	0	121,595	0	0
29634	Daytona Beach	FL		11/02/2017		3,163,165	0	0	0	0	0	0	0	23,077	0	0
29779	Palmetto	FL		10/16/2018		3,268,681	0	0	0	0	0	0	0	22,354	0	0
29790	Tampa	FL		02/28/2019		5,798,594	0	0	0	0	0	0	0	53,847	0	0
29801	Palm Bay	FL		03/15/2019		7,387,323	0	0	0	0	0	0	0	47,387	0	0
29803	Daytona Beach	FL		01/30/2019		1,410,659	0	0	0	0	0	0	0	8,532	0	0
29804	Orlando	FL		01/30/2019		1,264,446	0	0	0	0	0	0	0	7,648	0	0
29805	Orlando	FL		01/30/2019		3,790,762	0	0	0	0	0	0	0	36,072	0	0
29808	Orlando	FL		01/30/2019		2,110,979	0	0	0	0	0	0	0	20,088	0	0
29850	Miami	FL		08/01/2019		4,189,695	0	0	0	0	0	0	0	21,264	0	0
29921	Orlando	FL		01/16/2020		8,851,205	0	0	0	0	0	0	0	60,288	0	0
29946	Orlando	FL		01/16/2020		1,829,941	0	0	0	0	0	0	0	12,464	0	0
29947	Orlando	FL		01/16/2020		908,481	0	0	0	0	0	0	0	6,188	0	0
29948	Orlando	FL		01/16/2020		3,370,033	0	0	0	0	0	0	0	22,954	0	0
29949	Orlando	FL		01/16/2020		1,345,418	0	0	0	0	0	0	0	9,164	0	0
29950	Orlando	FL		01/16/2020		1,951,072	0	0	0	0	0	0	0	13,289	0	0
29951	Orlando	FL		01/16/2020		3,456,556	0	0	0	0	0	0	0	23,544	0	0
29952	Orlando	FL		01/16/2020		1,215,635	0	0	0	0	0	0	0	8,280	0	0
2881602	DESTIN	FL		02/12/2015		431,960	0	0	0	0	0	0	0	3,932	0	0
2881702	DESTIN	FL		02/12/2015		287,661	0	0	0	0	0	0	0	2,619	0	0
29668	NAPLES	FL		12/19/2017		15,891,660	0	8,565	0	0	8,565	0	0	0	0	0
27853	DUNWOODY	GA		01/13/2006		212,455	0	0	0	0	0	0	0	23,202	0	0
28830	ALPHARETTA	GA		10/06/2014		3,141,058	0	0	0	0	0	0	0	40,082	0	0
28987	ATLANTA	GA		12/12/2013		1,175,942	0	0	0	0	0	0	0	5,497	0	0
29092	MCDONOUGH	GA		08/08/2014		1,774,119	0	0	0	0	0	0	0	7,902	0	0
29122	MILLEDGEVILLE	GA		12/12/2014		8,937,183	0	0	0	0	0	0	0	106,754	0	0
29135	DULUTH	GA		12/23/2014		846,775	0	0	0	0	0	0	0	65,828	0	0
29479	AUSTELL	GA		08/30/2016		6,728,818	0	0	0	0	0	0	0	31,468	0	0
29484	ALBANY	GA		08/30/2016		2,380,966	0	0	0	0	0	0	0	11,135	0	0
29687	Canton	GA		04/13/2018		2,133,818	0	0	0	0	0	0	0	11,620	0	0
29692	Stone Mountain	GA		04/13/2018		1,555,107	0	0	0	0	0	0	0	8,469	0	0
29830	Valdosta	GA		04/30/2019		5,276,271	0	0	0	0	0	0	0	34,389	0	0
29831	Marietta	GA		06/06/2019		7,132,947	0	0	0	0	0	0	0	65,108	0	0
29979	Morrow	GA		08/27/2020		14,548,610	0	0	0	0	0	0	0	134,006	0	0
28833	HONOLULU	HI		02/26/2013		4,779,252	0	0	0	0	0	0	0	125,759	0	0
29609	Honolulu	HI		07/27/2017		43,276,914	0	0	0	0	0	0	0	263,411	0	0
29807	Nampa	ID		01/24/2019		2,754,227	0	0	0	0	0	0	0	11,756	0	0
28837	CHICAGO	IL		03/28/2013		6,380,674	0	0	0	0	0	0	0	69,598	0	0
28862	CHICAGO	IL		04/04/2013		3,000,272	0	0	0	0	0	0	0	51,961	0	0
28920	WARREN	IL		08/23/2013		10,852,171	0	0	0	0	0	0	0	515,530	0	0
29047	LISLE	IL		06/19/2014		5,712,068	0	0	0	0	0	0	0	54,679	0	0
29052	LISLE	IL		06/19/2014		3,121,711	0	0	0	0	0	0	0	29,882	0	0
29053	LISLE	IL		06/19/2014		2,616,924	0	0	0	0	0	0	0	25,050	0	0
29054	LISLE	IL		06/19/2014		4,489,951	0	0	0	0	0	0	0	42,980	0	0
29057	MELROSE	IL		07/09/2014		4,277,178	0	0	0	0	0	0	0	35,263	0	0
29337	CHICAGO	IL		01/06/2016		14,297,729	0	0	0	0	0	0	0	62,096	0	0
29378	SCHAUMBURG	IL		03/15/2016		2,919,388	0	0	0	0	0	0	0	13,501	0	0
29379	GLEN ELLYN	IL		03/15/2016		1,899,602	0	0	0	0	0	0	0	8,785	0	0

E02.5

STATEMENT AS OF MARCH 31, 2022 OF THE VOYA RETIREMENT INSURANCE AND ANNUITY COMPANY

SCHEDULE B - PART 3

Showing All Mortgage Loans DISPOSED, Transferred or Repaid During the Current Quarter

1 Loan Number	2 Location		4 Loan Type	5 Date Acquired	6 Disposal Date	7 Book Value/ Recorded Investment Excluding Accrued Interest Prior Year	8 Change in Book Value/Recorded Investment					14 Book Value/ Recorded Investment Excluding Accrued Interest on Disposal	15 Consid- eration	16 Foreign Exchange Gain (Loss) on Disposal	17 Realized Gain (Loss) on Disposal	18 Total Gain (Loss) on Disposal	
	2 City	3 State					8 Unrealized Valuation Increase (Decrease)	9 Current Year's (Amortization) /Accretion	10 Current Year's Other- Than- Temporary Impairment Recognized	11 Capitalized Deferred Interest and Other	12 Total Change in Book Value (8+9-10+11)						13 Total Foreign Exchange Change in Book Value
29583	CHICAGO	IL		04/20/2017		20,222,200	0	0	0	0	0	0	0	79,060	0	0	0
30037	Chicago	IL		12/14/2021		7,250,000	0	0	0	0	0	0	0	29,873	0	0	0
29079	INDIANAPOLIS	IN		08/01/2014		7,641,816	0	0	0	0	0	0	0	44,988	0	0	0
29091	PLAINFIELD	IN		08/08/2014		1,918,651	0	0	0	0	0	0	0	8,546	0	0	0
29260	FT WAYNE	IN		09/01/2015		3,496,181	0	0	0	0	0	0	0	19,529	0	0	0
29380	CLARKSVILLE	IN		03/15/2016		2,879,397	0	0	0	0	0	0	0	13,316	0	0	0
29655	Indianapolis	IN		11/15/2017		7,593,198	0	6,425	0	0	6,425	0	0	43,530	0	0	0
30077	Evansville	IN		10/06/2021		16,716,668	0	0	0	0	0	0	0	145,844	0	0	0
28532	LEAWOOD	KS		01/17/2012		39,232,991	0	0	0	0	0	0	0	283,790	0	0	0
28787	LEAWOOD	KS		10/25/2012		20,591,202	0	0	0	0	0	0	0	153,668	0	0	0
29118	WICHITA	KS		11/18/2014		909,175	0	0	0	0	0	0	0	24,275	0	0	0
29083	Over land Park	KS		10/23/2020		3,775,465	0	0	0	0	0	0	0	35,544	0	0	0
29087	HEBRON	KY		08/08/2014		2,034,744	0	0	0	0	0	0	0	9,063	0	0	0
29094	HEBRON	KY		08/08/2014		680,592	0	0	0	0	0	0	0	3,031	0	0	0
29097	HEBRON	KY		08/08/2014		948,807	0	0	0	0	0	0	0	4,226	0	0	0
29123	LOUISVILLE	KY		12/12/2014		7,745,559	0	0	0	0	0	0	0	92,520	0	0	0
29875	Richmond	KY		10/16/2019		3,994,878	0	0	0	0	0	0	0	39,497	0	0	0
29880	Louisville	KY		10/16/2019		5,678,896	0	0	0	0	0	0	0	45,203	0	0	0
29786	New Orleans	LA		03/04/2019		13,382,825	0	0	0	0	0	0	0	61,811	0	0	0
29893	Kenner	LA		11/01/2019		7,270,098	0	0	0	0	0	0	0	39,534	0	0	0
29143	DENNIS	MA		01/15/2015		2,595,517	0	0	0	0	0	0	0	23,711	0	0	0
2679803	BEVERLY	MA		12/19/2012		10,288,817	0	0	0	0	0	0	0	75,277	0	0	0
28769	HUNT VALLEY	MD		08/29/2012		986,732	0	0	0	0	0	0	0	7,743	0	0	0
28849	SILVER SPRINGS	MD		07/11/2013		21,499,123	0	0	0	0	0	0	0	123,190	0	0	0
29453	HYATTSVILLE	MD		06/24/2016		12,871,775	0	0	0	0	0	0	0	161,890	0	0	0
30005	Bethesda	MD		01/26/2021		5,816,145	0	0	0	0	0	0	0	56,073	0	0	0
2884902	SILVER SPRINGS	MD		06/06/2014		1,051,398	0	0	0	0	0	0	0	5,195	0	0	0
28984	ANN ARBOR	MI		12/18/2013		5,914,653	0	0	0	0	0	0	0	33,124	0	0	0
29523	ANN ARBOR	MI		03/21/2017		10,251,191	0	0	0	0	0	0	0	54,045	0	0	0
29943	Livonia	MI		05/25/2021		9,701,811	0	0	0	0	0	0	0	87,716	0	0	0
30057	Sterling Heights	MI		07/02/2021		1,986,337	0	0	0	0	0	0	0	10,339	0	0	0
28773	SHAKOPEE	MN		08/29/2012		2,731,644	0	0	0	0	0	0	0	21,435	0	0	0
28799	ST PAUL	MN		10/30/2012		5,166,584	0	0	0	0	0	0	0	40,887	0	0	0
29099	MINNETONKA	MN		11/03/2014		5,177,753	0	0	0	0	0	0	0	33,970	0	0	0
29459	CIRCLE PINES	MN		07/11/2016		3,587,748	0	0	0	0	0	0	0	21,545	0	0	0
29510	MINNEAPOLIS	MN		01/03/2017		6,523,952	0	0	0	0	0	0	0	55,259	0	0	0
29632	Woodbury	MN		10/12/2017		35,741,520	0	47,441	0	0	47,441	0	0	175,633	0	0	0
29705	Saint Paul	MN		04/20/2018		28,986,805	0	0	0	0	0	0	0	199,011	0	0	0
29885	Sartell	MN		11/01/2019		5,778,702	0	0	0	0	0	0	0	58,829	0	0	0
29999	Saint Paul	MN		12/17/2020		15,524,688	0	0	0	0	0	0	0	125,310	0	0	0
29472	JEFFERSON CITY	MO		08/26/2016		2,598,342	0	0	0	0	0	0	0	12,435	0	0	0
29086	SOUTHAVEN	MS		08/08/2014		2,112,236	0	0	0	0	0	0	0	9,408	0	0	0
29486	HATTIESBURG	MS		08/30/2016		5,124,253	0	0	0	0	0	0	0	23,964	0	0	0
28924	CEDAR POINT	NC		04/01/2014		1,757,253	0	0	0	0	0	0	0	17,470	0	0	0
28925	NEWPORT	NC		04/01/2014		4,868,457	0	0	0	0	0	0	0	48,402	0	0	0
28974	RALEIGH	NC		11/25/2013		3,377,890	0	0	0	0	0	0	0	20,611	0	0	0
29236	ASHEVILLE	NC		07/09/2015		5,337,830	0	0	0	0	0	0	0	74,372	0	0	0
29259	ASHEVILLE	NC		10/28/2015		1,564,294	0	0	0	0	0	0	0	20,510	0	0	0
29454	CHARLOTTE	NC		07/06/2016		3,502,548	0	0	0	0	0	0	0	21,213	0	0	0
29455	CHARLOTTE	NC		07/06/2016		961,040	0	0	0	0	0	0	0	2,368	0	0	0
29481	MORGANTON	NC		08/30/2016		11,801,311	0	0	0	0	0	0	0	55,190	0	0	0
29619	Wilmington	NC		10/05/2017		7,396,212	0	0	0	0	0	0	0	40,339	0	0	0
29753	Candler	NC		08/31/2018		11,548,663	0	0	0	0	0	0	0	189,249	0	0	0
29857	Lincolnton	NC		09/25/2019		4,113,731	0	0	0	0	0	0	0	40,062	0	0	0
29940	Graham	NC		02/25/2020		6,249,050	0	0	0	0	0	0	0	60,846	0	0	0
29941	Graham	NC		02/25/2020		6,985,612	0	0	0	0	0	0	0	68,018	0	0	0
29953	Greensboro	NC		03/06/2020		5,548,780	0	0	0	0	0	0	0	54,449	0	0	0
29986	Char lotte	NC		10/15/2020		3,902,379	0	0	0	0	0	0	0	23,065	0	0	0
29001	ELKHORN	NE		02/21/2014		2,874,869	0	0	0	0	0	0	0	52,742	0	0	0
28866	MORRISON	NJ		05/08/2013		4,578,455	0	0	0	0	0	0	0	100,796	0	0	0

STATEMENT AS OF MARCH 31, 2022 OF THE VOYA RETIREMENT INSURANCE AND ANNUITY COMPANY

SCHEDULE B - PART 3

Showing All Mortgage Loans DISPOSED, Transferred or Repaid During the Current Quarter

1 Loan Number	2 Location		4 Loan Type	5 Date Acquired	6 Disposal Date	7 Book Value/ Recorded Investment Excluding Accrued Interest Prior Year	8 Change in Book Value/Recorded Investment					14 Book Value/ Recorded Investment Excluding Accrued Interest on Disposal	15 Consid- eration	16 Foreign Exchange Gain (Loss) on Disposal	17 Realized Gain (Loss) on Disposal	18 Total Gain (Loss) on Disposal
	2 City	3 State					8 Unrealized Valuation Increase (Decrease)	9 Current Year's (Amortization) /Accretion	10 Current Year's Other- Than- Temporary Impairment Recognized	11 Capitalized Deferred Interest and Other	12 Total Change in Book Value (8+9-10+11)					
29043	BURLINGTON	NJ		07/01/2014		6,868,641	0	0	0	0	0	0	0	44,881	0	0
29120	KINNELON	NJ		12/15/2014		3,826,438	0	0	0	0	0	0	0	25,864	0	0
29131	WYCKOFF	NJ		12/15/2014		2,874,802	0	0	0	0	0	0	0	19,432	0	0
29133	MIDLAND PARK	NJ		12/15/2014		7,241,715	0	0	0	0	0	0	0	48,949	0	0
29497	SUMMIT	NJ		02/15/2017		3,130,943	0	0	0	0	0	0	0	26,871	0	0
29541	HOBOKEN	NJ		02/27/2017		4,521,674	0	0	0	0	0	0	0	38,850	0	0
29542	HOBOKEN	NJ		02/27/2017		6,260,780	0	0	0	0	0	0	0	53,793	0	0
29543	HOBOKEN	NJ		02/27/2017		10,869,410	0	0	0	0	0	0	0	93,390	0	0
29544	HOBOKEN	NJ		02/27/2017		10,086,812	0	0	0	0	0	0	0	86,666	0	0
29545	HOBOKEN	NJ		02/27/2017		6,956,422	0	0	0	0	0	0	0	59,770	0	0
29658	New Milford	NJ		12/14/2017		9,235,167	0	0	0	0	0	0	0	52,700	0	0
29688	Lyndhurst	NJ		04/13/2018		3,074,114	0	0	0	0	0	0	0	16,741	0	0
29690	Lyndhurst	NJ		04/13/2018		578,653	0	0	0	0	0	0	0	3,151	0	0
29810	Livingston	NJ		03/27/2019		2,865,951	0	0	0	0	0	0	0	13,410	0	0
29931	East Rutherford	NJ		11/22/2019		2,701,780	0	0	0	0	0	0	0	12,033	0	0
30000	Wayne Township	NJ		11/09/2020		6,854,861	0	0	0	0	0	0	0	46,334	0	0
30004	West Windsor	NJ		02/10/2021		4,888,294	0	0	0	0	0	0	0	34,413	0	0
2881103	WESTFIELD	NJ		12/19/2012		840,337	0	0	0	0	0	0	0	6,130	0	0
28877	Albuquerque	NM		11/27/2019		3,180,730	0	0	0	0	0	0	0	17,411	0	0
29917	Albuquerque	NM		11/27/2019		5,333,840	0	0	0	0	0	0	0	29,196	0	0
29918	Albuquerque	NM		11/27/2019		1,859,504	0	0	0	0	0	0	0	10,179	0	0
29919	Albuquerque	NM		11/27/2019		2,838,190	0	0	0	0	0	0	0	15,536	0	0
10202126	ALBUQUERQUE	NM		10/29/2002		136,500	0	0	0	0	0	0	0	50,392	0	0
28391	LAS VEGAS	NV		03/30/2011		6,787,031	0	0	0	0	0	0	0	74,436	0	0
28855	LAS VEGAS	NV		03/22/2013		4,166,143	0	0	0	0	0	0	0	24,210	0	0
28856	LAS VEGAS	NV		03/22/2013		3,916,086	0	0	0	0	0	0	0	22,757	0	0
29033	LAS VEGAS	NV		06/05/2014		2,403,610	0	0	0	0	0	0	0	23,437	0	0
29676	Las Vegas	NV		01/31/2018		2,688,945	0	0	0	0	0	0	0	14,235	0	0
29855	Henderson	NV		07/10/2019		6,405,231	0	0	0	0	0	0	0	30,144	0	0
30115	Henderson	NV		11/05/2021		5,500,000	0	0	0	0	0	0	0	40,493	0	0
28868	NEW YORK	NY		05/02/2013		5,599,628	0	0	0	0	0	0	0	30,559	0	0
28871	NEW YORK	NY		05/09/2013		19,514,750	0	0	0	0	0	0	0	128,383	0	0
28882	BROOKLYN CENTER	NY		05/10/2013		31,756,713	0	0	0	0	0	0	0	240,046	0	0
28914	RYE	NY		08/27/2013		2,160,114	0	0	0	0	0	0	0	11,364	0	0
28915	RYE	NY		08/27/2013		2,936,455	0	0	0	0	0	0	0	15,448	0	0
28916	RYE	NY		08/27/2013		10,112,357	0	0	0	0	0	0	0	53,198	0	0
28953	Cohoes	NY		12/06/2013		1,067,869	0	0	0	0	0	0	0	16,464	0	0
28981	RIVERHEAD	NY		02/19/2014		2,380,174	0	0	0	0	0	0	0	23,568	0	0
29003	NEW YORK	NY		05/12/2014		7,500,822	0	0	0	0	0	0	0	46,928	0	0
29073	BROOKLYN CENTER	NY		08/08/2014		23,588,469	0	0	0	0	0	0	0	160,059	0	0
29225	NEW YORK	NY		05/15/2015		11,795,912	0	0	0	0	0	0	0	82,039	0	0
29405	LAKEWOOD	NY		05/16/2016		6,458,411	0	738	0	0	738	0	0	81,971	0	0
29498	NEW YORK	NY		11/29/2016		13,316,113	0	0	0	0	0	0	0	86,231	0	0
29499	NEW YORK	NY		11/29/2016		4,915,344	0	0	0	0	0	0	0	31,830	0	0
29613	NEW YORK	NY		08/28/2017		12,461,528	0	12,460	0	0	12,460	0	0	0	0	0
28860	CLEVELAND	OH		03/08/2013		7,154,798	0	0	0	0	0	0	0	102,981	0	0
28961	CINCINNATI	OH		12/06/2013		391,552	0	0	0	0	0	0	0	6,037	0	0
28995	BEACHWOOD	OH		02/20/2014		870,569	0	0	0	0	0	0	0	8,694	0	0
29242	OLMSTEAD FALLS	OH		12/28/2015		4,866,388	0	0	0	0	0	0	0	30,210	0	0
29473	GROVE CITY	OH		08/26/2016		5,696,366	0	0	0	0	0	0	0	27,260	0	0
29474	SPRINGFIELD	OH		08/26/2016		4,497,131	0	0	0	0	0	0	0	21,521	0	0
29509	COLUMBUS	OH		11/22/2016		20,000,000	0	0	0	0	0	0	0	94,703	0	0
29532	COLUMBUS	OH		03/30/2017		16,440,589	0	0	0	0	0	0	0	86,676	0	0
28490	PORTLAND	OR		08/11/2011		7,331,126	0	0	0	0	0	0	0	345,035	0	0
28919	EUGENE	OR		08/13/2013		641,255	0	0	0	0	0	0	0	13,124	0	0
28972	PORTLAND	OR		11/06/2013		4,269,871	0	0	0	0	0	0	0	20,473	0	0
29829	Portland	OR		04/08/2019		19,245,778	0	0	0	0	0	0	0	128,867	0	0
27876	WILLOW GROVE	PA		09/29/2006		1,294,817	0	0	0	0	0	0	0	58,957	0	0
28716	WILLOW GROVE	PA		10/02/2012		2,181,560	0	0	0	0	0	0	0	81,165	0	0
28900	HORSHAM	PA		06/28/2013		5,476,550	0	0	0	0	0	0	0	137,981	0	0

E02.7

STATEMENT AS OF MARCH 31, 2022 OF THE VOYA RETIREMENT INSURANCE AND ANNUITY COMPANY

SCHEDULE B - PART 3

Showing All Mortgage Loans DISPOSED, Transferred or Repaid During the Current Quarter

1 Loan Number	2 Location		4 Loan Type	5 Date Acquired	6 Disposal Date	7 Book Value/ Recorded Investment Excluding Accrued Interest Prior Year	8 Change in Book Value/Recorded Investment					14 Book Value/ Recorded Investment Excluding Accrued Interest on Disposal	15 Consid- eration	16 Foreign Exchange Gain (Loss) on Disposal	17 Realized Gain (Loss) on Disposal	18 Total Gain (Loss) on Disposal	
	2 City	3 State					8 Unrealized Valuation Increase (Decrease)	9 Current Year's (Amortization) /Accretion	10 Current Year's Other- Than- Temporary Impairment Recognized	11 Capitalized Deferred Interest and Other	12 Total Change in Book Value (8+9-10+11)						13 Total Foreign Exchange Change in Book Value
28979	NEW CASTLE	PA		12/09/2013		2,064,338	0	0	0	0	0	0	0	61,986	0	0	0
29046	ALLENTOWN	PA		09/11/2014		13,041,058	0	0	0	0	0	0	0	121,019	0	0	0
29149	MECHANICSBURG	PA		02/02/2015		609,851	0	0	0	0	0	0	0	12,549	0	0	0
29150	MECHANICSBURG	PA		02/02/2015		882,506	0	0	0	0	0	0	0	18,159	0	0	0
29151	LANCASTER	PA		02/02/2015		466,346	0	0	0	0	0	0	0	9,596	0	0	0
29152	LANCASTER	PA		02/02/2015		545,269	0	0	0	0	0	0	0	11,220	0	0	0
29153	CAMP HILL	PA		02/02/2015		600,872	0	0	0	0	0	0	0	12,364	0	0	0
29156	CAMP HILL	PA		02/02/2015		226,003	0	0	0	0	0	0	0	4,650	0	0	0
29415	FOLCROFT	PA		06/09/2016		7,946,716	0	0	0	0	0	0	0	68,481	0	0	0
29416	SHARON HILL	PA		06/09/2016		6,234,157	0	0	0	0	0	0	0	53,723	0	0	0
29419	SHARON HILL	PA		06/09/2016		4,015,530	0	0	0	0	0	0	0	34,604	0	0	0
29420	CHADDS FORD	PA		06/09/2016		5,060,668	0	0	0	0	0	0	0	43,610	0	0	0
29422	CHADDS FORD	PA		06/09/2016		2,581,674	0	0	0	0	0	0	0	22,248	0	0	0
29423	FOLCROFT	PA		06/09/2016		5,207,354	0	0	0	0	0	0	0	44,874	0	0	0
29424	FOLCROFT	PA		06/09/2016		2,236,962	0	0	0	0	0	0	0	19,277	0	0	0
29425	CHADDS FORD	PA		06/09/2016		3,337,107	0	0	0	0	0	0	0	28,758	0	0	0
29426	FOLCROFT	PA		06/09/2016		1,980,261	0	0	0	0	0	0	0	17,065	0	0	0
29427	CHADDS FORD	PA		06/09/2016		3,263,764	0	0	0	0	0	0	0	28,126	0	0	0
29429	SHARON HILL	PA		06/09/2016		2,420,319	0	0	0	0	0	0	0	20,857	0	0	0
29430	FOLCROFT	PA		06/09/2016		2,603,677	0	0	0	0	0	0	0	22,437	0	0	0
29431	SHARON HILL	PA		06/09/2016		2,310,305	0	0	0	0	0	0	0	19,909	0	0	0
29432	MEDIA	PA		06/09/2016		1,411,853	0	0	0	0	0	0	0	12,167	0	0	0
29433	CHADDS FORD	PA		06/09/2016		2,310,305	0	0	0	0	0	0	0	19,909	0	0	0
29434	FOLCROFT	PA		06/09/2016		458,394	0	0	0	0	0	0	0	3,950	0	0	0
29435	SHARON HILL	PA		06/09/2016		1,668,554	0	0	0	0	0	0	0	14,379	0	0	0
29436	SHARON HILL	PA		06/09/2016		4,180,552	0	0	0	0	0	0	0	36,026	0	0	0
29437	SHARON HILL	PA		06/09/2016		8,544,461	0	0	0	0	0	0	0	73,632	0	0	0
29439	SHARON HILL	PA		06/09/2016		1,870,247	0	0	0	0	0	0	0	16,117	0	0	0
29440	CHADDS FORD	PA		06/09/2016		3,685,486	0	0	0	0	0	0	0	31,760	0	0	0
29444	CHADDS FORD	PA		06/09/2016		9,754,620	0	0	0	0	0	0	0	84,060	0	0	0
29445	CHADDS FORD	PA		06/09/2016		6,028,795	0	0	0	0	0	0	0	51,953	0	0	0
29522	CRANBERRY TOWNSHIP	PA		01/19/2017		5,755,146	0	0	0	0	0	0	0	70,739	0	0	0
29524	EAST UNION TOWNSHIP	PA		12/16/2016		41,987,951	0	0	0	0	0	0	0	876,690	0	0	0
29537	JENKINS TOWNSHIP	PA		01/25/2017		52,283,138	0	0	0	0	0	0	0	1,224,674	0	0	0
29538	PITTSSTON TOWNSHIP	PA		01/25/2017		51,421,812	0	0	0	0	0	0	0	1,063,273	0	0	0
29539	JENKINS TOWNSHIP	PA		01/25/2017		55,518,001	0	0	0	0	0	0	0	1,147,972	0	0	0
29540	HANOVER	PA		01/25/2017		53,104,175	0	0	0	0	0	0	0	1,098,060	0	0	0
29664	Hazleton	PA		01/11/2018		32,353,377	0	0	0	0	0	0	0	586,853	0	0	0
29755	Warrington	PA		09/27/2018		6,512,344	0	0	0	0	0	0	0	95,365	0	0	0
30090	Hazle Township	PA		10/22/2021		10,470,991	0	0	0	0	0	0	0	229,008	0	0	0
30091	Pittston Township	PA		10/22/2021		15,619,653	0	0	0	0	0	0	0	338,446	0	0	0
30092	Hanover	PA		10/22/2021		28,908,095	0	0	0	0	0	0	0	626,379	0	0	0
30093	Pittston Township	PA		10/22/2021		12,002,559	0	0	0	0	0	0	0	260,071	0	0	0
30094	Jenkins Township	PA		10/22/2021		15,671,460	0	0	0	0	0	0	0	339,568	0	0	0
30095	Hazleton	PA		10/22/2021		7,981,306	0	0	0	0	0	0	0	155,412	0	0	0
29451	MYRTLE BEACH	SC		07/01/2016		2,572,311	0	0	0	0	0	0	0	22,001	0	0	0
29476	MT PLEASANT	SC		08/30/2016		1,242,243	0	0	0	0	0	0	0	5,809	0	0	0
29490	DUNCAN	SC		08/30/2016		2,588,007	0	0	0	0	0	0	0	12,103	0	0	0
29482	SUMMERVILLE	SC		08/30/2016		2,225,686	0	0	0	0	0	0	0	10,409	0	0	0
29691	Myrtle Beach	SC		04/13/2018		3,688,984	0	0	0	0	0	0	0	20,089	0	0	0
29695	Myrtle Beach	SC		04/13/2018		396,038	0	0	0	0	0	0	0	2,157	0	0	0
29697	Greenville	SC		04/13/2018		3,797,459	0	0	0	0	0	0	0	20,680	0	0	0
29836	Lake Wylie	SC		06/25/2019		3,718,512	0	0	0	0	0	0	0	30,781	0	0	0
29867	Greenville	SC		10/29/2019		5,098,436	0	0	0	0	0	0	0	50,309	0	0	0
29904	Charleston	SC		01/02/2020		9,587,177	0	0	0	0	0	0	0	92,544	0	0	0
27833	HOUSTON	TX		09/29/2006		28,980	0	0	0	0	0	0	0	8,544	0	0	0
27836	HOUSTON	TX		09/29/2006		253,800	0	0	0	0	0	0	0	74,828	0	0	0
27897	HOUSTON	TX		04/17/2006		238,874	0	0	0	0	0	0	0	28,842	0	0	0
27957	SAN ANTONIO	TX		07/03/2007		495,021	0	0	0	0	0	0	0	71,117	0	0	0
28004	LAREDO	TX		11/10/2006		3,537,127	0	0	0	0	0	0	0	63,970	0	0	0

STATEMENT AS OF MARCH 31, 2022 OF THE VOYA RETIREMENT INSURANCE AND ANNUITY COMPANY

SCHEDULE B - PART 3

Showing All Mortgage Loans DISPOSED, Transferred or Repaid During the Current Quarter

1 Loan Number	2 Location		4 Loan Type	5 Date Acquired	6 Disposal Date	7 Book Value/ Recorded Investment Excluding Accrued Interest Prior Year	8 Change in Book Value/Recorded Investment					14 Book Value/ Recorded Investment Excluding Accrued Interest on Disposal	15 Consid- eration	16 Foreign Exchange Gain (Loss) on Disposal	17 Realized Gain (Loss) on Disposal	18 Total Gain (Loss) on Disposal	
	2 City	3 State					8 Unrealized Valuation Increase (Decrease)	9 Current Year's (Amortization) /Accretion	10 Current Year's Other- Than- Temporary Impairment Recognized	11 Capitalized Deferred Interest and Other	12 Total Change in Book Value (8+9-10+11)						13 Total Foreign Exchange Change in Book Value
28117	EL PASO	TX		08/27/2007		32,919	0	0	0	0	0	0	0	10,815	0	0	0
28118	EL PASO	TX		09/27/2007		58,384	0	0	0	0	0	0	0	17,221	0	0	0
28120	EL PASO	TX		09/27/2007		111,496	0	0	0	0	0	0	0	32,887	0	0	0
28121	EL PASO	TX		09/17/2007		45,004	0	0	0	0	0	0	0	13,274	0	0	0
28122	EL PASO	TX		09/17/2007		42,571	0	0	0	0	0	0	0	12,557	0	0	0
28123	EL PASO	TX		09/27/2007		66,491	0	0	0	0	0	0	0	19,613	0	0	0
28124	EL PASO	TX		09/17/2007		82,303	0	0	0	0	0	0	0	24,277	0	0	0
28125	EL PASO	TX		09/27/2007		49,464	0	0	0	0	0	0	0	14,590	0	0	0
28126	EL PASO	TX		08/27/2007		48,281	0	0	0	0	0	0	0	15,862	0	0	0
28127	EL PASO	TX		08/27/2007		55,597	0	0	0	0	0	0	0	18,265	0	0	0
28128	EL PASO	TX		08/27/2007		58,889	0	0	0	0	0	0	0	19,347	0	0	0
28129	EL PASO	TX		09/17/2007		81,899	0	0	0	0	0	0	0	24,157	0	0	0
28770	DALLAS	TX		08/29/2012		6,381,277	0	0	0	0	0	0	0	50,072	0	0	0
28854	IRVING	TX		03/22/2013		3,701,739	0	0	0	0	0	0	0	21,673	0	0	0
28858	HOUSTON	TX		02/27/2013		3,121,244	0	0	0	0	0	0	0	53,607	0	0	0
28960	VICTORIA	TX		12/06/2013		533,934	0	0	0	0	0	0	0	8,232	0	0	0
29056	DALLAS	TX		06/13/2014		1,339,615	0	0	0	0	0	0	0	10,599	0	0	0
29058	ARLINGTON	TX		06/13/2014		1,339,615	0	0	0	0	0	0	0	10,599	0	0	0
29059	RICHARDSON	TX		06/13/2014		3,091,565	0	0	0	0	0	0	0	26,992	0	0	0
29060	HOUSTON	TX		06/13/2014		2,029,357	0	0	0	0	0	0	0	16,057	0	0	0
29089	GRAPEVINE	TX		08/08/2014		710,972	0	0	0	0	0	0	0	3,167	0	0	0
29090	GRAPEVINE	TX		08/08/2014		2,506,323	0	0	0	0	0	0	0	11,163	0	0	0
29130	HOUSTON	TX		12/09/2014		4,628,263	0	0	0	0	0	0	0	25,708	0	0	0
29145	WESLACO	TX		01/15/2015		1,663,793	0	0	0	0	0	0	0	15,199	0	0	0
29166	LUFKIN	TX		04/29/2015		1,367,116	0	0	0	0	0	0	0	14,743	0	0	0
29169	WACO	TX		04/29/2015		585,907	0	0	0	0	0	0	0	6,318	0	0	0
29325	SAN ANTONIO	TX		09/01/2016		2,254,010	0	0	0	0	0	0	0	13,105	0	0	0
29501	SAN ANTONIO	TX		01/03/2017		7,842,544	0	0	0	0	0	0	0	65,691	0	0	0
29617	Mesquite	TX		08/30/2017		456,879	0	0	0	0	0	0	0	4,927	0	0	0
29645	Baytown	TX		12/07/2017		35,357,952	0	0	0	0	0	0	0	534,123	0	0	0
29748	ROCKWALL	TX		07/18/2018		944,029	0	0	0	0	0	0	0	4,552	0	0	0
29794	College Station	TX		12/14/2018		2,951,909	0	0	0	0	0	0	0	13,655	0	0	0
29876	Woodlands	TX		10/29/2019		5,150,470	0	0	0	0	0	0	0	26,486	0	0	0
29879	Baytown	TX		11/06/2019		28,199,585	0	0	0	0	0	0	0	363,410	0	0	0
30002	Denton	TX		12/18/2020		5,731,146	0	0	0	0	0	0	0	30,236	0	0	0
2800402	LAREDO	TX		05/29/2008		3,743,684	0	0	0	0	0	0	0	53,105	0	0	0
2885802	HOUSTON	TX		02/04/2016		1,562,537	0	0	0	0	0	0	0	25,274	0	0	0
29626	DALLAS	TX		11/29/2017		6,678,820	0	5,618	0	0	5,618	0	0	0	0	0	0
29627	FARMERS BRANCH	TX		11/29/2017		12,726,088	0	10,704	0	0	10,704	0	0	0	0	0	0
29628	ARLINGTON	TX		11/29/2017		5,324,644	0	4,479	0	0	4,479	0	0	0	0	0	0
29629	GRAND PRAIRIE	TX		11/29/2017		5,957,187	0	5,011	0	0	5,011	0	0	0	0	0	0
28937	DRAPER	UT		10/28/2014		5,477,233	0	286	0	0	286	0	0	27,985	0	0	0
29264	DRAPER	UT		01/14/2016		2,685,547	0	0	0	0	0	0	0	10,963	0	0	0
29366	SALT LAKE CITY	UT		01/28/2016		9,492,854	0	0	0	0	0	0	0	122,187	0	0	0
29408	RIVERTON	UT		09/27/2016		2,982,968	0	0	0	0	0	0	0	17,151	0	0	0
29456	LINDON	UT		08/03/2016		2,745,558	0	0	0	0	0	0	0	134,597	0	0	0
29457	LINDON	UT		12/20/2016		1,165,869	0	0	0	0	0	0	0	57,050	0	0	0
29546	SALT LAKE CITY	UT		03/01/2017		7,228,269	0	0	0	0	0	0	0	62,452	0	0	0
29778	West Valley City	UT		10/16/2018		830,245	0	0	0	0	0	0	0	5,678	0	0	0
30024	Provo	UT		03/17/2021		14,700,343	0	0	0	0	0	0	0	85,216	0	0	0
30052	Provo	UT		05/26/2021		12,668,062	0	0	0	0	0	0	0	71,663	0	0	0
30076	Lehi	UT		09/27/2021		8,027,795	0	0	0	0	0	0	0	108,957	0	0	0
2954602	Salt Lake City	UT		05/01/2017		6,706,513	0	0	0	0	0	0	0	57,623	0	0	0
28741	MC LEAN	VA		06/01/2012		4,823,801	0	0	0	0	0	0	0	54,371	0	0	0
28876	RICHMOND	VA		05/08/2013		8,418,709	0	0	0	0	0	0	0	52,279	0	0	0
28952	HAMPTON	VA		12/06/2013		1,299,240	0	0	0	0	0	0	0	20,031	0	0	0
28962	FAIRFAX	VA		12/06/2013		1,957,760	0	0	0	0	0	0	0	30,184	0	0	0
29105	ARLINGTON HEIGHTS	VA		10/01/2014		4,981,304	0	0	0	0	0	0	0	28,446	0	0	0
29492	CHANTILLY	VA		11/09/2016		6,583,635	0	0	0	0	0	0	0	41,861	0	0	0
29685	Urbanna	VA		02/15/2018		10,424,744	0	0	0	0	0	0	0	106,325	0	0	0

E02.9

STATEMENT AS OF MARCH 31, 2022 OF THE VOYA RETIREMENT INSURANCE AND ANNUITY COMPANY

SCHEDULE B - PART 3

Showing All Mortgage Loans DISPOSED, Transferred or Repaid During the Current Quarter

1 Loan Number	2 Location		4 Loan Type	5 Date Acquired	6 Disposal Date	7 Book Value/ Recorded Investment Excluding Accrued Interest Prior Year	8 Change in Book Value/Recorded Investment					14 Book Value/ Recorded Investment Excluding Accrued Interest on Disposal	15 Consid- eration	16 Foreign Exchange Gain (Loss) on Disposal	17 Realized Gain (Loss) on Disposal	18 Total Gain (Loss) on Disposal	
	2 City	3 State					8 Unrealized Valuation Increase (Decrease)	9 Current Year's (Amortization) /Accretion	10 Current Year's Other- Than- Temporary Impairment Recognized	11 Capitalized Deferred Interest and Other	12 Total Change in Book Value (8+9-10+11)						13 Total Foreign Exchange Change in Book Value
29686	Topping	VA		02/15/2018		6,254,846	0	0	0	0	0	0	63,795	0	0	0	
29696	Virginia Beach	VA		04/13/2018		506,336	0	0	0	0	0	0	2,757	0	0	0	
28990	BELLEVUE	WA		09/10/2014		1,310,083	0	0	0	0	0	0	7,921	0	0	0	
29410	EDMONDS	WA		07/28/2016		1,789,485	0	0	0	0	0	0	10,961	0	0	0	
29411	EDMONDS	WA		07/28/2016		2,423,261	0	0	0	0	0	0	15,350	0	0	0	
29412	LYNWOOD	WA		06/28/2016		3,569,119	0	0	0	0	0	0	22,099	0	0	0	
29414	EDMONDS	WA		06/28/2016		7,551,154	0	0	0	0	0	0	48,346	0	0	0	
29657	Olympia	WA		12/01/2017		4,149,593	0	0	0	0	0	0	23,692	0	0	0	
29722	Bellingham	WA		05/30/2018		4,380,293	0	0	0	0	0	0	22,165	0	0	0	
29726	Bellingham	WA		05/30/2018		3,285,220	0	0	0	0	0	0	16,624	0	0	0	
29828	Bellingham	WA		03/28/2019		4,536,964	0	0	0	0	0	0	22,496	0	0	0	
29837	Seattle	WA		06/26/2019		5,353,120	0	0	0	0	0	0	26,912	0	0	0	
29920	Seatac	WA		01/30/2020		9,250,000	0	0	0	0	0	0	14,969	0	0	0	
28798	HOWARD	WI		11/15/2012		3,494,960	0	0	0	0	0	0	37,527	0	0	0	
29072	HOWARD	WI		07/28/2014		1,910,801	0	0	0	0	0	0	17,468	0	0	0	
29121	MILWAUKEE	WI		02/20/2015		32,783,898	0	0	0	0	0	0	464,472	0	0	0	
29318	WALKESHA	WI		02/11/2016		3,141,439	0	0	0	0	0	0	27,300	0	0	0	
29381	MANITOWOC	WI		03/15/2016		3,899,183	0	0	0	0	0	0	18,032	0	0	0	
0299999. Mortgages with partial repayments						3,125,811,156	0	101,725	0	0	101,725	0	0	35,967,179	0	0	0
0599999 - Totals						3,234,097,531	0	101,725	0	0	101,725	0	107,987,365	144,253,553	0	0	0

STATEMENT AS OF MARCH 31, 2022 OF THE VOYA RETIREMENT INSURANCE AND ANNUITY COMPANY

SCHEDULE BA - PART 2

Showing Other Long-Term Invested Assets ACQUIRED AND ADDITIONS MADE During the Current Quarter

1 CUSIP Identification	2 Name or Description	3 Location		5 Name of Vendor or General Partner	6 NAIC Designation, NAIC Designation Modifier and SVO Admini- strative Symbol	7 Date Originally Acquired	8 Type and Strategy	9 Actual Cost at Time of Acquisition	10 Additional Investment Made After Acquisition	11 Amount of Encumbrances	12 Commitment for Additional Investment	13 Percentage of Ownership	
		City	State										
000000-00-0	CLARION PARTNERS DEBT INVEST FUND	WILMINGTON	DE	CLARION PARTNERS DEBT INVEST FUND		11/20/2015		0	23,301	0	7,983,558	13.690	
1199999. Non-Registered Private Funds - Mortgage Loans - Unaffiliated									0	23,301	0	7,983,558	XXX
000000-00-0	ABRY PARTNERS VII LP	WILMINGTON	DE	ABRY PARTNERS VII LP		10/01/2015	3	0	198,010	0	316,170	0.960	
000000-00-0	AMERICAN SECURITIES PARTNERS VII	WILMINGTON	DE	AMERICAN SECURITIES PARTNERS VII		06/28/2016	3	0	273,959	0	443,312	0.050	
000000-00-0	AMERICAN SECURITIES PARTNERS VIII	WILMINGTON	DE	AMERICAN SECURITIES PARTNERS VIII		08/29/2019	3	0	489,492	0	1,938,875	0.320	
000000-00-0	APOLLO HYBRID VALUE FUND	WILMINGTON	DE	APOLLO HYBRID VALUE FUND		05/30/2018	3	0	327,261	0	2,131,323	0.220	
000000-00-0	APOLLO INVESTMENT FUND IX	WILMINGTON	DE	APOLLO INVESTMENT FUND IX		12/03/2018	3	0	1,289,524	0	2,143,999	0.160	
000000-00-0	ARES CORPORATE OPP FUND VI LP	WILMINGTON	DE	ARES CORPORATE OPP FUND VI LP		01/06/2021	3	0	1,299,354	0	1,915,957	0.040	
000000-00-0	AUDAX PRIVATE EQUITY VI-A LP	WILMINGTON	DE	AUDAX PRIVATE EQUITY VI-A LP		07/08/2019	3	0	3,719	0	318,075	0.200	
000000-00-0	BAIN CAPITAL REAL ESTATE FUND II	WILMINGTON	DE	BAIN CAPITAL REAL ESTATE FUND II		08/13/2021	3	0	1,052,398	0	6,884,700	0.170	
000000-00-0	BROOKFIELD INFRASTRUCTURE FND III B	WILMINGTON	DE	BROOKFIELD INFRASTRUCTURE FND III B		03/26/2015	3	0	60,617	0	321,962	0.080	
000000-00-0	BROOKFIELD INFRASTRUCTURE FUND IV LP	WILMINGTON	DE	BROOKFIELD INFRASTRUCTURE FUND IV LP		11/21/2016	3	0	19,204	0	219,727	0.980	
000000-00-0	BRYNWOOD PARTNERS VIII	WILMINGTON	DE	BRYNWOOD PARTNERS VIII		05/07/2018	3	0	393,845	0	5,846,163	1.080	
000000-00-0	CI CAPITAL INVESTORS III LP	WILMINGTON	DE	CI CAPITAL INVESTORS III LP		10/05/2017	3	0	2,889	0	102,031	0.250	
000000-00-0	CLARION CAPITAL PARTNERS III	GRAND CAYMAN	CYM	CLARION CAPITAL PARTNERS III		09/06/2019	3	0	251,025	0	3,459,106	0.800	
000000-00-0	CLEARLAKE CAPITAL PARTNERS V	WILMINGTON	DE	CLEARLAKE CAPITAL PARTNERS V		04/25/2019	3	0	794,686	0	2,841,607	0.390	
000000-00-0	ENCAP ENERGY CAPITAL FUND X LP	HOUSTON	TX	ENCAP ENERGY CAPITAL FUND X LP		01/19/2016	3	0	1,853	0	451,885	0.220	
000000-00-0	ENCAP ENERGY CAPITAL FUND X1	HOUSTON	TX	ENCAP ENERGY CAPITAL FUND X1		03/15/2019	3	0	380,836	0	2,729,282	0.050	
000000-00-0	EQT INFRASTRUCTURE EQT V	WILMINGTON	DE	EQT INFRASTRUCTURE EQT V		07/13/2021	3	0	747,783	0	5,190,912	0.370	
000000-00-0	EQT INFRASTRUCTURE III	LUXEMBOURG	LUX	EQT INFRASTRUCTURE III		09/27/2018	3	0	199,046	0	3,717,570	0.790	
000000-00-0	EQT IX (NO2) USD SCSP LP	WILMINGTON	DE	EQT IX (NO2) USD SCSP LP		12/30/2020	3	0	692,392	0	5,530,588	0.070	
000000-00-0	FFL CAPITAL PARTNERS IV LP	SAN FRANCISCO	CA	FFL CAPITAL PARTNERS IV LP		10/01/2015	3	0	1,602	0	66,577	0.070	
000000-00-0	FS EQUITY PARTNERS VIII LP	LOS ANGELES	CA	FS EQUITY PARTNERS VIII LP		05/16/2016	3	0	82,454	0	831,905	0.030	
000000-00-0	FS EQUITY PARTNERS VII LP	LOS ANGELES	CA	FS EQUITY PARTNERS VII LP		01/21/2022	3	545,382	0	0	5,079,618	0.000	
000000-00-0	FS EQUITY PARTNERS VIII	WILMINGTON	DE	FS EQUITY PARTNERS VIII		03/28/2019	3	0	692,247	0	2,496,200	0.110	
000000-00-0	GENERAL ATLANTIC INV PTNS 2019	GRAND CAYMAN	CYM	GENERAL ATLANTIC INV PTNS 2019		01/14/2020	3	0	217,805	0	1,465,704	0.230	
000000-00-0	GENSTAR CAPITAL PARTNERS IX	WILMINGTON	DE	GENSTAR CAPITAL PARTNERS IX		09/13/2019	3	0	219,192	0	2,495,607	0.040	
000000-00-0	GENSTAR CAPITAL PARTNERS VII	WILMINGTON	DE	GENSTAR CAPITAL PARTNERS VII		03/14/2016	3	0	51,393	0	5,518,846	1.500	
000000-00-0	GENSTAR CAPITAL PARTNERS X	WILMINGTON	DE	GENSTAR CAPITAL PARTNERS X		12/19/2017	3	0	63,967	0	1,128,098	0.410	
000000-00-0	GENSTAR CAPITAL PTNRS VIII	WILMINGTON	DE	GENSTAR CAPITAL PTNRS VIII		04/20/2018	3	0	35,378	0	2,536,684	0.950	
000000-00-0	GENSTAR IX OPPORTUNITIES I	WILMINGTON	DE	GENSTAR IX OPPORTUNITIES I		06/21/2019	3	0	835,197	0	3,890,832	1.480	
000000-00-0	GENSTAR VIII OPPORTUNITIES FUND I	WILMINGTON	DE	GENSTAR VIII OPPORTUNITIES FUND I		07/17/2017	3	0	1,235,306	0	2,435,033	0.110	
000000-00-0	GREEN EQUITY INVESTORS VII LP	WILMINGTON	DE	GREEN EQUITY INVESTORS VII LP		09/07/2021	3	0	101,883	0	5,133,415	0.140	
000000-00-0	GRYPHON PARTNERS VI LP	WILMINGTON	DE	GRYPHON PARTNERS VI LP		04/15/2020	3	0	50,960	0	3,093,135	0.140	
000000-00-0	GUIDEPOST GROWTH EQUITY III-A LP	WILMINGTON	DE	GUIDEPOST GROWTH EQUITY III-A LP		03/01/2021	3	0	1,544,969	0	4,125,000	0.250	
000000-00-0	HARVEST PARTNERS VII LP	WILMINGTON	DE	HARVEST PARTNERS VII LP		09/22/2021	3	0	475,101	0	5,286,493	0.470	
000000-00-0	ICON PARTNERS III LP	WILMINGTON	DE	ICON PARTNERS III LP		01/14/2022	3	149,424	0	0	3,600,576	0.000	
000000-00-0	INSIGHT PARTNERS XII LP	WILMINGTON	DE	INSIGHT PARTNERS XII LP		07/01/2021	3	0	251,436	0	6,723,830	1.770	
000000-00-0	KINDERHOOK CAPITAL FUND V-B	WILMINGTON	DE	KINDERHOOK CAPITAL FUND V-B		12/11/2014	3	0	50,239	0	446,445	0.800	
000000-00-0	KINDERHOOK CAPITAL FUND V-B	WILMINGTON	DE	KINDERHOOK CAPITAL FUND V-B		02/17/2022	3	207	0	0	287,737	0.000	
000000-00-0	KKR GLOBAL INFRASTRUCTURE INVEST III	GRAND CAYMAN	CYM	KKR GLOBAL INFRASTRUCTURE INVEST III		03/06/2018	3	0	179,024	0	706,371	0.710	
000000-00-0	MARANON SR CREDIT STRATEGIES FND X	WILMINGTON	DE	MARANON SR CREDIT STRATEGIES FND X		10/04/2021	3	0	87,506	0	6,577,283	0.100	
000000-00-0	METALMARK CAP PARTNERS II LP	NEW YORK	NY	METALMARK CAP PARTNERS II LP		03/25/2015	3	0	32,195	0	9,277,650	0.710	
000000-00-0	MSOUTH EQUITY PARTNERS	WILMINGTON	DE	MSOUTH EQUITY PARTNERS		09/28/2016	3	0	8,101	0	317,143	0.120	
000000-00-0	NAUTIC PARTNERS IX KP	WILMINGTON	DE	NAUTIC PARTNERS IX KP		02/21/2020	3	0	568,804	0	1,104,955	0.360	
000000-00-0	NAUTIC PARTNERS X LP	WILMINGTON	DE	NAUTIC PARTNERS X LP		01/14/2022	3	2,625,000	0	0	4,875,000	0.000	
000000-00-0	NEW MOUNTAIN PARTNERS V	WILMINGTON	DE	NEW MOUNTAIN PARTNERS V		04/28/2017	3	0	20,640	0	727,379	0.440	
000000-00-0	NEW MOUNTAIN PARTNERS VI LP	WILMINGTON	DE	NEW MOUNTAIN PARTNERS VI LP		02/05/2021	3	0	463,218	0	762,890	0.080	
000000-00-0	PEAK ROCK CAPITAL CREDIT FUND II	WILMINGTON	DE	PEAK ROCK CAPITAL CREDIT FUND II		02/01/2018	3	0	460,935	0	1,630,668	0.130	
000000-00-0	PEAK ROCK CAPITAL FUND II	WILMINGTON	DE	PEAK ROCK CAPITAL FUND II		03/29/2019	3	0	699,259	0	1,486,091	0.430	
000000-00-0	PEAK ROCK CAPITAL FUND III LP	WILMINGTON	DE	PEAK ROCK CAPITAL FUND III LP		06/11/2021	3	0	275,210	0	681,319	0.150	
000000-00-0	PETERSHILL PRIVATE EQUITY LP	WILMINGTON	DE	PETERSHILL PRIVATE EQUITY LP		01/31/2018	3	0	3,379	0	2,247,905	0.670	
000000-00-0	ROARK CAPITAL PARTNERS VI	WILMINGTON	DE	ROARK CAPITAL PARTNERS VI		03/31/2022	13	0	1	0	0	0.000	
000000-00-0	SENATOR GLOBAL OPP FUND	NEW YORK	NY	SENATOR GLOBAL OPP FUND		11/03/2014	3	0	160,524	0	517,057	0.560	
000000-00-0	SILVER LAKE PARTNERS VI LP	WILMINGTON	DE	SILVER LAKE PARTNERS VI LP		12/18/2020	3	0	320,607	0	3,979,806	0.750	
000000-00-0	SILVER OAK SVS PARTNERS III LP	WILMINGTON	DE	SILVER OAK SVS PARTNERS III LP		05/12/2017	3	0	12,330	0	1,240,884	0.080	

E03

STATEMENT AS OF MARCH 31, 2022 OF THE VOYA RETIREMENT INSURANCE AND ANNUITY COMPANY

SCHEDULE BA - PART 2

Showing Other Long-Term Invested Assets ACQUIRED AND ADDITIONS MADE During the Current Quarter

1 CUSIP Identification	2 Name or Description	3 Location		5 Name of Vendor or General Partner	6 NAIC Designation, NAIC Designation Modifier and SVO Administrative Symbol	7 Date Originally Acquired	8 Type and Strategy	9 Actual Cost at Time of Acquisition	10 Additional Investment Made After Acquisition	11 Amount of Encumbrances	12 Commitment for Additional Investment	13 Percentage of Ownership
		City	State									
000000-00-0	STONEPEAK INFRASTRUCTURE FUND IV LP	WILMINGTON	DE	STONEPEAK INFRASTRUCTURE FUND IV LP		11/20/2020	3	0	1,687,500	0	2,785,136	4.150
000000-00-0	TAILWIND CAPITAL PARTNERS III LP	WILMINGTON	DE	TAILWIND CAPITAL PARTNERS III LP		11/29/2017	3	0	466,996	0	650,459	0.120
000000-00-0	THE RESOLUTE FUND V LP	WILMINGTON	DE	THE RESOLUTE FUND V LP		07/15/2021	3	0	750,000	0	4,125,000	0.040
000000-00-0	THOMAS BRAVO DISCOVER LP III LP	WILMINGTON	DE	THOMAS BRAVO DISCOVER LP III LP		03/10/2021	3	0	1,125,000	0	3,600,000	3.300
000000-00-0	THOMAS BRAVO FUND LP XIV LP	WILMINGTON	DE	THOMAS BRAVO FUND LP XIV LP		03/10/2021	3	0	1,123,430	0	7,451,449	0.120
000000-00-0	THOMAS H. LEE EQUITY IX LP	WILMINGTON	DE	THOMAS H. LEE EQUITY IX LP		01/03/2022	3	1,291,664	0	0	4,454,299	0.000
000000-00-0	TWO SIGMA MERCURY FUND LP	WILMINGTON	DE	TWO SIGMA MERCURY FUND LP		07/03/2019	3	0	25,596	0	922,736	0.160
000000-00-0	VERITAS CAPITAL CREDIT OPPS FUND	WILMINGTON	DE	VERITAS CAPITAL CREDIT OPPS FUND		04/07/2020	3	0	40,165	0	653,951	0.080
000000-00-0	VERITAS CAPITAL FUND VIII LP	WILMINGTON	DE	VERITAS CAPITAL FUND VIII LP		02/25/2020	3	0	1,178,448	0	3,357,552	0.220
000000-00-0	VISTA EQUITY PARTNERS FUND VI	GRAND CAYMAN	CYM	VISTA EQUITY PARTNERS FUND VI		10/25/2017	3	0	228,972	0	944,250	0.190
000000-00-0	VSS STRUCTURED CAPITAL LP IV LP	WILMINGTON	DE	VSS STRUCTURED CAPITAL LP IV LP		04/15/2021	3	0	659,005	0	439,184	0.110
1999999. Joint Venture Interests - Common Stock - Unaffiliated								4,611,677	24,963,867	0	168,661,396	XXX
000000-00-0	POMONA VOYA HOLDINGS IV LP	WILMINGTON	DE	POMONA VOYA HOLDINGS IV LP		02/26/2021	3	0	6,521,060	0	3,567,974	18.300
000000-00-0	POMONA X LP	WILMINGTON	DE	POMONA X LP		06/30/2021	3	0	16,500,000	0	133,500,000	4.910
000000-00-0	VOYA REIDF CLASS B SUB NOTES	WILMINGTON	DE	VOYA REIDF CLASS B SUB NOTES		10/26/2021	3	0	305,538	0	0	5.650
2099999. Joint Venture Interests - Common Stock - Affiliated								0	23,326,598	0	137,067,974	XXX
000000-00-0	BLACKSTONE REAL ESTATE PARTNERS IX LP	WILMINGTON	DE	BLACKSTONE REAL ESTATE PARTNERS IX LP		09/23/2019	3	0	377,218	0	3,519,031	0.040
000000-00-0	BLACKSTONE REAL ESTATE PTNS VIII	WILMINGTON	DE	BLACKSTONE REAL ESTATE PTNS VIII		08/18/2015	3	0	98,015	0	1,428,206	0.060
000000-00-0	TRG REAL ESTATE PARTNERS III	WILMINGTON	DE	TRG REAL ESTATE PARTNERS III		09/17/2019	3	0	227,595	0	2,844,759	0.200
2199999. Joint Venture Interests - Real Estate - Unaffiliated								0	702,828	0	7,791,996	XXX
4899999. Total - Unaffiliated								4,611,677	25,689,996	0	184,436,950	XXX
4999999. Total - Affiliated								0	23,326,598	0	137,067,974	XXX
5099999 - Totals								4,611,677	49,016,594	0	321,504,924	XXX

SCHEDULE BA - PART 3

Showing Other Long-Term Invested Assets DISPOSED, Transferred or Repaid During the Current Quarter

1 CUSIP Identification	2 Name or Description	3 Location		5 Name of Purchaser or Nature of Disposal	6 Date Originally Acquired	7 Disposal Date	8 Book/ Adjusted Carrying Value Less Encumbrances, Prior Year	9 Change in Book/Adjusted Carrying Value				15 Book/ Adjusted Carrying Value Less Encumbrances on Disposal	16 Consid-eration	17 Foreign Exchange Gain (Loss) on Disposal	18 Realized Gain (Loss) on Disposal	19 Total Gain (Loss) on Disposal	20 Invest-ment Income
		City	State					9 Unrealized Valuation Increase (De-crease)	10 Current Year's (Depre- ciation) or (Amorti- zation)/ Accretion	11 Current Year's Other Than Temporary Impair- ment Recog- nized	12 Capital- ized Deferred Interest and Other						
000000-00-0	OAKTREE REIDF II FUND	GRAND CAYMAN	CYM	RETURN OF CAPITAL	12/27/2017	03/31/2022	207,974	0	0	0	0	0	207,974	207,974	0	0	0
000000-00-0	MESA WEST RE INC FUND IV LP	WILMINGTON	DE	RETURN OF CAPITAL	03/17/2017	03/31/2022	74,153	0	0	0	0	0	74,153	74,153	0	0	0
1199999. Non-Registered Private Funds - Mortgage Loans - Unaffiliated								282,127	0	0	0	0	282,127	282,127	0	0	0
000000-00-0	GENERAL ATLANTIC INV PTNS 2019	GRAND CAYMAN	CYM	RETURN OF CAPITAL	01/14/2020	03/31/2022	3,908	0	0	0	0	0	3,908	3,908	0	0	0
000000-00-0	HELLMAN & FRIEDMAN CAP PTNS IX	GRAND CAYMAN	CYM	RETURN OF CAPITAL	04/07/2020	03/31/2022	40,165	0	0	0	0	0	40,165	40,165	0	0	0
000000-00-0	MACQUARIE INFRASTRUCTURE PRNVS V	WILMINGTON	DE	RETURN OF CAPITAL	12/16/2020	03/31/2022	3,227	0	0	0	0	0	3,227	3,227	0	0	0
000000-00-0	GRYPHON PARTNERS VI LP	WILMINGTON	DE	RETURN OF CAPITAL	12/18/2020	03/31/2022	236,422	0	0	0	0	0	236,422	225,082	(11,340)	(11,340)	0
000000-00-0	STONEPEAK INFRASTRUCTURE FUND IV LP	WILMINGTON	DE	RETURN OF CAPITAL	12/30/2020	03/31/2022	164,893	0	0	0	0	0	164,893	164,893	0	0	0
000000-00-0	EQT IX (NO2) USD SCSP LP	WILMINGTON	DE	RETURN OF CAPITAL	02/05/2021	03/31/2022	124,833	0	0	0	0	0	124,833	124,833	0	0	0
000000-00-0	ARES CORPORATE OPP FUND VI LP	WILMINGTON	DE	RETURN OF CAPITAL	03/01/2021	03/31/2022	300,143	0	0	0	0	0	300,143	300,143	0	0	0

E03.1

STATEMENT AS OF MARCH 31, 2022 OF THE VOYA RETIREMENT INSURANCE AND ANNUITY COMPANY

SCHEDULE BA - PART 3

Showing Other Long-Term Invested Assets DISPOSED, Transferred or Repaid During the Current Quarter

1	2	Location		5	6	7	8	Change in Book/Adjusted Carrying Value						15	16	17	18	19	20
		3	4					9	10	11	12	13	14						
CUSIP Identification	Name or Description	City	State	Name of Purchaser or Nature of Disposal	Date Originally Acquired	Disposal Date	Book/ Adjusted Carrying Value Less Encumbrances, Prior Year	Unrealized Valuation Increase (Decrease)	Current Year's (Depreciation) or (Amortization)/ Accretion	Current Year's Other Than Temporary Impairment Recognized	Capitalized Deferred Interest and Other	Total Change in Book/ Adjusted Carrying Value (9+10-11+12)	Total Foreign Exchange Change in Book/ Adjusted Carrying Value	Book/ Adjusted Carrying Value Less Encumbrances on Disposal	Consideration	Foreign Exchange Gain (Loss) on Disposal	Realized Gain (Loss) on Disposal	Total Gain (Loss) on Disposal	Investment Income
000000-00-0	NEW MOUNTAIN PARTNERS VI LP	WILMINGTON	DE	RETURN OF CAPITAL	03/10/2021	03/31/2022	854	0	0	0	0	0	0	854	854	0	0	0	0
000000-00-0	GUIDEPST GROWTH EQUITY III-A LP	WILMINGTON	DE	RETURN OF CAPITAL	03/10/2021	03/31/2022	70,422	0	0	0	0	0	0	70,422	70,422	0	0	0	0
000000-00-0	MANCHESTER AVIATION SHIPPING TERMINAL	INGLEWOOD	CA	SALE	05/31/2018	02/25/2022	66,546	0	0	0	0	0	0	66,546	0	0	(66,546)	(66,546)	0
000000-00-0	BERKSHIRE FUND IX LP	SIMSBURY	CT	RETURN OF CAPITAL	03/03/2017	03/31/2022	45,645	0	0	0	0	0	0	45,645	45,645	0	0	0	0
000000-00-0	HARVEST PARTNERS VII LP	WILMINGTON	DE	RETURN OF CAPITAL	09/28/2016	03/31/2022	77,794	0	0	0	0	0	0	77,794	77,794	0	0	0	0
000000-00-0	CVC CREDIT PARTNERS EURO MID-MKT	WILMINGTON	DE	RETURN OF CAPITAL	05/18/2016	03/31/2022	277	0	0	0	0	0	0	277	494	0	218	218	0
000000-00-0	GTCR FUND XII	WILMINGTON	DE	RETURN OF CAPITAL	05/04/2018	03/31/2022	951,261	0	0	0	0	0	0	951,261	951,261	0	0	0	0
000000-00-0	CHARLESBANK CAP PTNS IX LP	WILMINGTON	DE	RETURN OF CAPITAL	07/16/2018	03/31/2022	2,344	0	0	0	0	0	0	2,344	2,344	0	0	0	0
000000-00-0	STONEPEAK INFRASTRUCTURE PTNRS III	WILMINGTON	DE	RETURN OF CAPITAL	02/22/2018	03/31/2022	474,670	0	0	0	0	0	0	474,670	474,670	0	0	0	0
000000-00-0	GENSTAR CAPITAL PARTNERS IX	WILMINGTON	DE	RETURN OF CAPITAL	07/03/2019	03/31/2022	269,670	0	0	0	0	0	0	269,670	269,670	0	0	0	0
000000-00-0	GENSTAR IX OPPORTUNITIES I	WILMINGTON	DE	RETURN OF CAPITAL	07/08/2019	03/31/2022	155,835	0	0	0	0	0	0	155,835	155,835	0	0	0	0
000000-00-0	AUDAX PRIVATE EQUITY VI-A LP	WILMINGTON	DE	RETURN OF CAPITAL	08/29/2019	03/31/2022	531,384	0	0	0	0	0	0	531,384	531,384	0	0	0	0
000000-00-0	BLACKSTONE EXPT FUND LP	WILMINGTON	DE	SALE	07/27/2018	03/31/2022	0	0	0	0	0	0	0	0	200,889	0	200,889	200,889	0
000000-00-0	AMERICAN SECURITIES PARTNERS VIII	WILMINGTON	DE	SALE	05/29/2020	03/01/2022	198,549	0	0	0	0	0	0	198,549	198,549	0	0	0	0
000000-00-0	APOLLO HYBRID VALUE FUND	WILMINGTON	DE	RETURN OF CAPITAL	03/29/2019	03/31/2022	107,386	0	0	0	0	0	0	107,386	107,386	0	0	0	0
000000-00-0	PEAK ROCK CAPITAL FUND II	WILMINGTON	DE	RETURN OF CAPITAL	01/31/2018	03/31/2022	535,668	0	0	0	0	0	0	535,668	535,668	0	0	0	0
000000-00-0	CLEARLAKE CAPITAL PARTNERS V	WILMINGTON	DE	RETURN OF CAPITAL	02/01/2018	03/31/2022	50,029	0	0	0	0	0	0	50,029	50,029	0	0	0	0
000000-00-0	MACQUARIE INFRASTRUCTURE PTNS IV	WILMINGTON	DE	RETURN OF CAPITAL	05/17/2018	03/31/2022	128,935	0	0	0	0	0	0	128,935	128,935	0	0	0	0
000000-00-0	PEAK ROCK CAPITAL CREDIT FUND II	WILMINGTON	DE	RETURN OF CAPITAL	03/06/2018	03/31/2022	122,332	0	0	0	0	0	0	122,332	122,332	0	0	0	0
000000-00-0	KKR GLOBAL INFRASTRUCTURE INVEST III	GRAND CAYMAN	CYM	RETURN OF CAPITAL	12/03/2018	03/31/2022	239,893	0	0	0	0	0	0	239,893	239,893	0	0	0	0
000000-00-0	QUAD-C PARTNER IX	MINNEAPOLIS	MN	RETURN OF CAPITAL	04/26/2017	03/31/2022	4,745	0	0	0	0	0	0	4,745	4,745	0	0	0	0
000000-00-0	VERITAS CAPITAL FUND VI LP	WILMINGTON	DE	RETURN OF CAPITAL	06/15/2017	03/31/2022	3,941,600	0	0	0	0	0	0	3,941,600	3,941,600	0	0	0	0
000000-00-0	GCS INVESTORS IV LP	WILMINGTON	DE	RETURN OF CAPITAL	03/14/2017	03/31/2022	68,683	0	0	0	0	0	0	68,683	68,683	0	0	0	0
000000-00-0	MARANON SR CREDIT STRATEGIES FND V	WILMINGTON	DE	RETURN OF CAPITAL	09/21/2017	03/31/2022	1,136,237	0	0	0	0	0	0	1,136,237	1,136,237	0	0	0	0
000000-00-0	APOLLO INVESTMENT FUND IX	WILMINGTON	DE	RETURN OF CAPITAL	03/15/2019	03/31/2022	137,467	0	0	0	0	0	0	137,467	137,467	0	0	0	0
000000-00-0	ENCAP ENERGY CAPITAL FUND XI	HOUSTON	TX	RETURN OF CAPITAL	07/17/2017	03/31/2022	307,042	0	0	0	0	0	0	307,042	307,042	0	0	0	0
000000-00-0	INSIGHT VENTURE PTNRS X LP	GRAND CAYMAN	CYM	RETURN OF CAPITAL	04/17/2018	03/31/2022	293,222	0	0	0	0	0	0	293,222	293,222	0	0	0	0
000000-00-0	EQT INFRASTRUCTURE III	LUXEMBOURG	LUX	RETURN OF CAPITAL	10/25/2017	03/31/2022	1,041,549	0	0	0	0	0	0	1,041,549	885,865	(76,805)	(78,878)	(155,684)	0
000000-00-0	DYAL PARTNERS III PE	WILMINGTON	DE	RETURN OF CAPITAL	01/08/2016	03/31/2022	38,717	0	0	0	0	0	0	38,717	38,717	0	0	0	0
000000-00-0	TA XII-A	WILMINGTON	DE	RETURN OF CAPITAL	02/22/2016	03/31/2022	653,400	0	0	0	0	0	0	653,400	653,400	0	0	0	0
000000-00-0	CI CAPITAL INVESTORS III LP	WILMINGTON	DE	RETURN OF CAPITAL	03/14/2016	03/31/2022	2,410,836	0	0	0	0	0	0	2,410,836	2,410,836	0	0	0	0
000000-00-0	THOMA BRAVO FUND XII	WILMINGTON	DE	RETURN OF CAPITAL	05/31/2016	03/31/2022	2,148	0	0	0	0	0	0	2,148	2,148	0	0	0	0
000000-00-0	VISTA EQUITY PARTNERS FUND VI	GRAND CAYMAN	CYM	RETURN OF CAPITAL	06/28/2016	03/31/2022	5,247	0	0	0	0	0	0	5,247	5,247	0	0	0	0
000000-00-0	AEOLUS PROP CATA KEYSTONE PF PF FUND	HAMILTON	BMU	TRANS OUT	12/30/2019	03/01/2022	87,754	0	0	(48,993)	0	48,993	0	38,761	38,761	0	0	0	0
000000-00-0	GENSTAR CAPITAL PARTNERS VII	WILMINGTON	DE	RETURN OF CAPITAL	10/01/2015	03/31/2022	21,395	0	0	0	0	0	0	21,395	21,395	0	0	0	0
000000-00-0	HELLMAN & FRIEDMAN INVESTORS VIII	GRAND CAYMAN	CYM	RETURN OF CAPITAL	09/01/2016	03/31/2022	83,188	0	0	0	0	0	0	83,188	83,188	0	0	0	0
000000-00-0	ABRY PARTNERS VII LP	WILMINGTON	DE	RETURN OF CAPITAL	10/01/2015	03/31/2022	509	0	0	0	0	0	0	509	509	0	0	0	0
000000-00-0	COOK PARALLEL LP	WILMINGTON	DE	RETURN OF CAPITAL	05/22/2015	03/31/2022	821,249	0	0	0	0	0	0	821,249	821,249	0	0	0	0
000000-00-0	ENCAP ENERGY CAPITAL FUND X LP	HOUSTON	TX	RETURN OF CAPITAL	03/26/2015	03/31/2022	308,878	0	0	0	0	0	0	308,878	308,878	0	0	0	0
000000-00-0	FFL CAPITAL PARTNERS IV LP	SAN FRANCISCO	CA	RETURN OF CAPITAL	03/25/2015	03/31/2022	15,981	0	0	0	0	0	0	15,981	15,981	0	0	0	0
000000-00-0	BROOKFIELD INFRASTRUCTURE FND IIIB	WILMINGTON	DE	RETURN OF CAPITAL	05/16/2016	03/31/2022	25,066	0	0	0	0	0	0	25,066	25,066	0	0	0	0
000000-00-0	BLACKSTONE STRAT OPP OFFSHORE FUND	NEW YORK	NY	RETURN OF CAPITAL	05/01/2014	03/01/2022	21,689	0	0	0	0	0	0	21,689	21,689	0	0	0	0
000000-00-0	FS EQUITY PARTNERS VII LP	LOS ANGELES	CA	RETURN OF CAPITAL	11/03/2014	03/31/2022	405,302	0	0	0	0	0	0	405,302	405,302	0	0	0	0
000000-00-0	NGP NATURAL RESOURCES XI LP	IRVING	TX	RETURN OF CAPITAL	11/05/2014	03/31/2022	110,818	0	0	0	0	0	0	110,818	110,818	0	0	0	0
000000-00-0	KINDERHOOK CAPITAL FUND V-B	WILMINGTON	DE	RETURN OF CAPITAL	12/19/2017	03/31/2022	340,667	0	0	0	0	0	0	340,667	340,667	0	0	0	0
000000-00-0	BLACKSTONE STRAT OPPORTUNITY FUND	NEW YORK	NY	TRANS OUT	02/28/2017	03/01/2022	44,329	0	0	0	0	0	0	44,329	44,329	0	0	0	0
000000-00-0	EQT INFRASTRUCTURE EQT V	WILMINGTON	DE	RETURN OF CAPITAL	08/13/2021	03/31/2022	61,642	0	0	0	0	0	0	61,642	61,642	0	0	0	0
000000-00-0	ROARK CAPITAL PARTNERS VI	WILMINGTON	DE	RETURN OF CAPITAL	01/03/2022	03/31/2022	120,963	0	0	0	0	0	0	120,963	120,963	0	0	0	0
1999999	Joint Venture Interests - Common Stock - Unaffiliated						17,413,406	0	0	(48,993)	0	48,993	0	17,364,413	17,331,950	(76,805)	44,343	(32,462)	0
000000-00-0	VOYA ASIA PACIFIC PRIV EQ CO-INV I	WILMINGTON	DE	TRANS OUT	06/28/2018	03/01/2022	956,340	0	0	0	0	0	0	956,340	956,340	0	0	0	0
000000-00-0	POMONA VOYA HOLDINGS IV LP	WILMINGTON	DE	SALE	06/28/2018	03/01/2022	6,997,945	0	0	0	0	0	0	6,997,945	6,997,945	0	0	0	0
000000-00-0	POMONA VOYA HOLDINGS V-A LP	WILMINGTON	DE	TRANS OUT	11/30/2011	03/01/2022	460,750	0	0	0	0	0	0	460,750	460,750	0	0	0	0
000000-00-0	POMONA CAP IX LP	WILMINGTON	DE	RETURN OF CAPITAL	02/08/2018	03/31/2022	976,876	0	0	0	0	0	0	976,876	976,876	0	0	0	0
2099999	Joint Venture Interests - Common Stock - Affiliated						9,391,911	0	0	0	0	0	0	9,391,911	9,391,911	0	0	0	0
000000-00-0	OCONEE REAL ESTATE	WILMINGTON	DE	RETURN OF CAPITAL	04/30/2021	03/31/2022	2,900,925	0	0	0	0	0	0	2,900,925	2,900,925	0	0	0	694,427
000000-00-0	BLACKSTONE REAL ESTATE PARTNERS IX LP	WILMINGTON	DE	RETURN OF CAPITAL	09/23/2019	03/31/2022	328,959	0	0	0	0	0	0	328,959	328,959	0	0	0	0

E03.2

STATEMENT AS OF MARCH 31, 2022 OF THE VOYA RETIREMENT INSURANCE AND ANNUITY COMPANY

SCHEDULE BA - PART 3

Showing Other Long-Term Invested Assets DISPOSED, Transferred or Repaid During the Current Quarter

1 CUSIP Identification	2 Name or Description	Location		5 Name of Purchaser or Nature of Disposal	6 Date Originally Acquired	7 Disposal Date	8 Book/ Adjusted Carrying Value Less Encum- brances, Prior Year	Change in Book/Adjusted Carrying Value						15 Book/ Adjusted Carrying Value Less Encum- brances on Disposal	16 Consid- eration	17 Foreign Exchange Gain (Loss) on Disposal	18 Realized Gain (Loss) on Disposal	19 Total Gain (Loss) on Disposal	20 Invest- ment Income	
		3 City	4 State					9 Unrealized Valuation Increase (De- crease)	10 Current Year's (Depre- ciation) or (Amorti- zation)/ Accretion	11 Current Year's Other Than Temporary Impair- ment Recog- nized	12 Capital- ized Deferred Interest and Other	13 Total Change in Book/ Adjusted Carrying Value (9+10- 11+12)	14 Total Foreign Exchange Change in Book/ Adjusted Carrying Value							
000000-00-0	BLACKSTONE REAL ESTATE PTNS VII I	WILMINGTON	DE	RETURN OF CAPITAL	08/18/2015	03/31/2022	52,796	0	0	0	0	0	0	52,796	52,796	0	0	0	0	
2199999. Joint Venture Interests - Real Estate - Unaffiliated								3,282,681	0	0	0	0	0	3,282,681	3,282,681	0	0	0	694,427	
649529-AE-8	NEW YORK LIFE INSURANCE SERIES 144A 5 7/8% Due 5/15/2033 MN15	NEW YORK	NY	SALE	09/29/2021	02/25/2022	6,529,674	0	0	0	0	0	0	6,529,674	6,220,450	0	(309,224)	(309,224)	86,493	
44983-AA-7	VOYA INS AND ANNUITY CO LLC 6.257% 12/29/34	DES MOINES	IA	Redemption 100.0000	06/01/2018	02/15/2022	16,163,353	0	0	0	0	0	0	16,163,353	16,163,353	0	0	0	134,845	
2799999. Surplus Debentures, etc - Unaffiliated								22,693,027	0	0	0	0	0	22,693,027	22,383,803	0	(309,224)	(309,224)	221,338	
4899999. Total - Unaffiliated								43,671,241	0	0	(48,993)	0	48,993	0	43,622,248	43,280,562	(76,805)	(264,881)	(341,686)	915,765
4999999. Total - Affiliated								9,391,911	0	0	0	0	0	0	9,391,911	9,391,911	0	0	0	0
5099999 - Totals								53,063,152	0	0	(48,993)	0	48,993	0	53,014,159	52,672,473	(76,805)	(264,881)	(341,686)	915,765

STATEMENT AS OF MARCH 31, 2022 OF THE VOYA RETIREMENT INSURANCE AND ANNUITY COMPANY

SCHEDULE D - PART 3

Show All Long-Term Bonds and Stock Acquired During the Current Quarter

1	2	3	4	5	6	7	8	9	10
CUSIP Identification	Description	Foreign	Date Acquired	Name of Vendor	Number of Shares of Stock	Actual Cost	Par Value	Paid for Accrued Interest and Dividends	NAIC Designation, NAIC Designation Modifier and SVO Administrative Symbol
38378B-AX-7	GOVERNMENT NATIONAL MORTGAGE SERIES 2011 161 CLASS Z		03/01/2022	Interest Capitalization		5,283	5,283	0	1.A
38378B-CC-1	GOVERNMENT NATIONAL MORTGAGE SERIES 2012 1 CLASS Z		03/01/2022	Interest Capitalization		19,413	19,413	0	1.A
38378B-CP-2	GOVERNMENT NATIONAL MORTGAGE SERIES 2012 2 CLASS Z		03/01/2022	Interest Capitalization		4,861	4,861	0	1.A
38378B-DK-2	GOVERNMENT NATIONAL MORTGAGE SERIES 2012 19 CLASS Z		03/01/2022	Interest Capitalization		4,932	4,932	0	1.A
38378B-EQ-8	GOVERNMENT NATIONAL MORTGAGE SERIES 2012 28 CLASS Z		03/01/2022	Interest Capitalization		4,565	4,565	0	1.A
38378B-SW-0	GOVERNMENT NATIONAL MORTGAGE SERIES 2012 46 CLASS Z		03/01/2022	Interest Capitalization		4,894	4,894	0	1.A
38378K-A3-3	GOVERNMENT NATIONAL MORTGAGE SERIES 2013-108 CLASS Z		03/01/2022	Interest Capitalization		53,628	53,628	0	1.A
38378K-R8-4	GOVERNMENT NATIONAL MORTGAGE SERIES 2013-118 CLASS Z		03/01/2022	Interest Capitalization		39,187	39,187	0	1.A
38378N-2Y-8	GOVERNMENT NATIONAL MORTGAGE SERIES 2014-67 CLASS Z		03/01/2022	Interest Capitalization		127,282	127,282	0	1.A
38378N-3Z-4	GOVERNMENT NATIONAL MORTGAGE SERIES 2014-75 CLASS ZB		03/01/2022	Interest Capitalization		171,960	171,960	0	1.A
38378N-6Q-1	GOVERNMENT NATIONAL MORTGAGE SERIES 2014-93 CLASS ZC		03/01/2022	Interest Capitalization		196,743	196,743	0	1.A
38378N-DL-4	GOVERNMENT NATIONAL MORTGAGE SERIES 2013-145 CLASS Z		03/01/2022	Interest Capitalization		113,826	113,826	0	1.A
38378N-F8-1	GOVERNMENT NATIONAL MORTGAGE SERIES 2014-50 CLASS ZC		03/01/2022	Interest Capitalization		137,863	137,863	0	1.A
38378N-G9-8	GOVERNMENT NATIONAL MORTGAGE SERIES 2014-40 CLASS Z		03/01/2022	Interest Capitalization		57,328	57,328	0	1.A
38378N-U8-4	GOVERNMENT NATIONAL MORTGAGE SERIES 2014-52 CLASS Z		03/01/2022	Interest Capitalization		76,097	76,097	0	1.A
38378P-6Z-6	GOVERNMENT NATIONAL MORTGAGE SERIES 2014-8 CLASS GZ		03/01/2022	Interest Capitalization		89,370	89,370	0	1.A
38378X-06-2	GOVERNMENT NATIONAL MORTGAGE SERIES 2014-168 CLASS ZB		03/01/2022	Interest Capitalization		164,124	164,124	0	1.A
38378X-S9-3	GOVERNMENT NATIONAL MORTGAGE SERIES 2014-189 CLASS Z		03/01/2022	Interest Capitalization		75,607	75,607	0	1.A
38378X-SN-2	GOVERNMENT NATIONAL MORTGAGE SERIES 2014-134 CLASS Z		03/01/2022	Interest Capitalization		10,657	10,657	0	1.A
38378X-SZ-5	GOVERNMENT NATIONAL MORTGAGE SERIES 2014-150 CLASS ZC		03/01/2022	Interest Capitalization		227,689	227,689	0	1.A
38378X-VM-0	GOVERNMENT NATIONAL MORTGAGE SERIES 2014-155 CLASS Z		03/01/2022	Interest Capitalization		218,241	218,241	0	1.A
38378X-YC-9	GOVERNMENT NATIONAL MORTGAGE SERIES 2014-169 CLASS Z		03/01/2022	Interest Capitalization		120,514	120,514	0	1.A
38379J-09-5	GOVERNMENT NATIONAL MORTGAGE SERIES 2015-35 CLASS GZ		03/01/2022	Interest Capitalization		19,791	19,791	0	1.A
38379K-3D-8	GOVERNMENT NATIONAL MORTGAGE SERIES 2015-174 CLASS Z		03/01/2022	Interest Capitalization		14,977	14,977	0	1.A
38379K-5Y-0	GOVERNMENT NATIONAL MORTGAGE SERIES 2015-163 CLASS Z		03/01/2022	Interest Capitalization		41,904	41,904	0	1.A
38379K-A8-1	GOVERNMENT NATIONAL MORTGAGE SERIES 2015-114 CLASS Z		03/01/2022	Interest Capitalization		45,398	45,398	0	1.A
38379K-F8-6	GOVERNMENT NATIONAL MORTGAGE SERIES 2015-120 CLASS Z		03/01/2022	Interest Capitalization		11,565	11,565	0	1.A
38379K-GQ-5	GOVERNMENT NATIONAL MORTGAGE SERIES 2015-58 CLASS Z		03/01/2022	Interest Capitalization		47,905	47,905	0	1.A
38379K-J6-6	GOVERNMENT NATIONAL MORTGAGE SERIES 2015-130 CLASS Z		03/01/2022	Interest Capitalization		12,696	12,696	0	1.A
38379K-KQ-0	GOVERNMENT NATIONAL MORTGAGE SERIES 2015-59 CLASS Z		03/01/2022	Interest Capitalization		34,092	34,092	0	1.A
38379K-L6-3	GOVERNMENT NATIONAL MORTGAGE SERIES 2015-128 CLASS Z		03/01/2022	Interest Capitalization		63,525	63,525	0	1.A
38379K-RH-3	GOVERNMENT NATIONAL MORTGAGE SERIES 2015-71 CLASS Z		03/01/2022	Interest Capitalization		77,557	77,557	0	1.A
38379K-IV-6	GOVERNMENT NATIONAL MORTGAGE SERIES 2015-97 CLASS Z		03/01/2022	Interest Capitalization		43,109	43,109	0	1.A
38379L-EQ-7	GOVERNMENT NATIONAL MORTGAGE SERIES 2015-39 CLASS ZD		03/01/2022	Interest Capitalization		20,547	20,547	0	1.A
38379R-CB-7	GOVERNMENT NATIONAL MORTGAGE A SERIES 2015-188 CLASS Z		03/01/2022	Interest Capitalization		20,009	20,009	0	1.A
38379U-AH-9	GOVERNMENT NATIONAL MORTGAGE SERIES 2015-189 CLASS ZE		03/01/2022	Interest Capitalization		38,743	38,743	0	1.A
38379U-NX-0	GOVERNMENT NATIONAL MORTGAGE SERIES 2016-52 CLASS Z		03/01/2022	Interest Capitalization		14,748	14,748	0	1.A
38379U-ZB-5	GOVERNMENT NATIONAL MORTGAGE SERIES 2016-102 CLASS Z		03/01/2022	Interest Capitalization		25,448	25,448	0	1.A
38380F-2Y-1	GOVERNMENT NATIONAL MORTGAGE SERIES 2017-101 CLASS SK		01/11/2022	BMO CAPITAL MARKETS		1,291,011	0	37,310	1.A
38380J-DV-7	GOVERNMENT NATIONAL MORTGAGE SERIES 2017-168 CLASS Z		03/01/2022	Interest Capitalization		51,895	51,895	0	1.A
38380M-5K-3	GOVERNMENT NATIONAL MORTGAGE SERIES 2019-46 CLASS Z		03/01/2022	Interest Capitalization		12,335	12,335	0	1.A
38380M-H3-8	GOVERNMENT NATIONAL MORTGAGE SERIES 2019-9 CLASS Z		03/01/2022	Interest Capitalization		19,550	19,550	0	1.A
38380M-U4-1	GOVERNMENT NATIONAL MORTGAGE SERIES 2019-34 CLASS Z		03/01/2022	Interest Capitalization		6,981	6,981	0	1.A
38380M-X9-7	GOVERNMENT NATIONAL MORTGAGE SERIES 2019-37 CLASS Z		03/01/2022	Interest Capitalization		13,537	13,537	0	1.A
38380M-YI-5	GOVERNMENT NATIONAL MORTGAGE SERIES 2018-173 CLASS ZA		03/01/2022	Interest Capitalization		41,130	41,130	0	1.A
38381E-XG-8	GOVERNMENT NATIONAL MORTGAGE SERIES 2022-27 CLASS Z		02/09/2022	JP MORGAN CHASE		10,074,219	12,500,000	18,750	1.A
38381E-XG-8	GOVERNMENT NATIONAL MORTGAGE SERIES 2022-27 CLASS Z		03/01/2022	Interest Capitalization		20,833	20,833	0	1.A
38382E-I5-2	GOVERNMENT NATIONAL MORTGAGE SERIES 2020-61 CLASS SW		02/24/2022	CITIGROUP GLOBAL MARKETS		285,976	0	2,079	1.A
38383G-SG-7	GOVERNMENT NATIONAL MORTGAGE SERIES 2022-1 CLASS SG		01/05/2022	JP MORGAN CHASE		7,382,451	0	64,232	1.A
38383G-XM-8	GOVERNMENT NATIONAL MORTGAGE SERIES 2022-18 CLASS BI		01/04/2022	CITI GROUP		3,100,672	0	66,443	1.A
912810-SZ-2	US TREASURY N B 2.000% 08/15/51		01/05/2022	JP MORGAN CHASE		64,670	66,000	520	1.A
912810-TB-4	US TREASURY N B 1.875% 11/15/51		03/25/2022	Various		1,553,548	1,710,000	10,439	1.A
912810-TC-2	US TREASURY N B 2.000% 11/15/41		02/10/2022	BARCLAYS CAPITAL		7,084,277	7,500,000	36,464	1.A
912810-TF-5	US TREASURY N B 2.375% 02/15/42		03/25/2022	Various		8,489,202	8,510,000	7,890	1.A
912828-Z7-8	US TREASURY N B 1.500% 01/31/27		02/14/2022	Various		23,526,563	24,000,000	11,271	1.A
91282C-DP-3	TREASURY NOTE 1.375% 12/31/28		01/26/2022	Various		29,300,977	30,000,000	19,372	1.A
91282C-DQ-1	TREASURY NOTE 1.250% 12/31/26		01/03/2022	BANK OF AMERICA		34,820,898	35,000,000	4,834	1.A

E04

STATEMENT AS OF MARCH 31, 2022 OF THE VOYA RETIREMENT INSURANCE AND ANNUITY COMPANY

SCHEDULE D - PART 3

Show All Long-Term Bonds and Stock Acquired During the Current Quarter

1	2	3	4	5	6	7	8	9	10	
CUSIP Identification	Description	Foreign	Date Acquired	Name of Vendor	Number of Shares of Stock	Actual Cost	Par Value	Paid for Accrued Interest and Dividends	NAIC Designation, NAIC Designation Modifier and SVO Administrative Symbol	
91282C-DW-8	TREASURY NOTE 1.750% 01/31/29		02/04/2022	Various		3,969,531	4,000,000	1,209	1.A	
0109999999. Subtotal - Bonds - U.S. Governments							133,566,334	125,908,339	280,813	XXX
168863-DV-7	REPUBLIC OF CHILE 3.500% 01/31/34	D.	01/27/2022	HSBC SECURITIES USA INC.		2,997,960	3,000,000	0	1.F FE	
168863-DW-5	REPUBLIC OF CHILE 4.000% 01/31/52	D.	01/27/2022	HSBC SECURITIES USA INC.		1,485,750	1,500,000	0	1.F FE	
45434L-2H-6	INDIAN RAILWAY FINANCE SERIES 144A 3.570% 01/21/32	D.	01/13/2022	HSBC SECURITIES USA INC.		3,750,000	3,750,000	0	2.C FE	
77586R-AL-4	ROMANIA SERIES 144A 3.625% 03/27/32	D.	01/19/2022	HSBC SECURITIES USA INC.		3,974,800	4,000,000	0	2.C FE	
0309999999. Subtotal - Bonds - All Other Governments							12,208,510	12,250,000	0	XXX
669402-F9-5	NORWICH CT 3.551% 08/01/41		02/11/2022	JEFFERIES		2,445,000	2,445,000	0	1.C FE	
0709999999. Subtotal - Bonds - U.S. Political Subdivisions of States, Territories and Possessions							2,445,000	2,445,000	0	XXX
072024-YD-8	BAY AREA CA TOLL AUTH TOLL BRI SERIES S-10 3.276% 04/01/50		01/11/2022	JEFFERIES		3,350,938	3,350,000	6,707	1.D FE	
30711X-AX-2	FANNIE MAE-CAS SERIES 2015-C02 CLASS 1M2 4.457% 05/25/25		03/28/2022	Various		497,184	490,743	192	1.D	
30711X-BB-9	FANNIE MAE-CAS SERIES 2015-C03 CLASS 1M2 5.457% 07/25/25		02/03/2022	CITI GROUP		10,685,322	10,405,670	19,193	1.D	
30711X-BF-0	FANNIE MAE-CAS SERIES 2015-C04 CLASS 1M2 6.157% 04/25/28		03/30/2022	Various		8,798,528	8,232,444	9,476	1.D	
30711X-CB-8	FANNIE MAE-CAS SERIES 2016-C02 CLASS 1M2 6.457% 09/25/28		03/30/2022	NOMURA SECURITIES		2,600,620	2,467,967	3,098	1.D	
30711X-CK-7	FANNIE MAE CAS SERIES 16-C05 CLASS 2M2 4.907% 01/25/29		03/30/2022	Various		6,219,113	5,998,747	5,723	1.D	
30711X-SW-5	FANNIE MAE CAS SERIES 2017-C06 CLASS 2B1 4.907% 02/25/30		02/25/2022	NOMURA SECURITIES		2,525,227	2,445,000	1,260	1.A	
313305-AR-7	FREDDIE MAC STRIP SERIES 375 CLASS CA 2.500% 01/25/51		03/17/2022	MORGAN STANLEY & CO. INC.		4,487,150	0	46,200	1.A	
3136AR-MA-3	FANNIE MAE SERIES 2016-7 CLASS SH 5.693% 02/25/34		01/31/2022	BNP PARIBAS SECURITIES CORP		4,021,185	0	37,673	1.A	
3136BB-YN-6	FANNIE MAE SERIES 2020-62 CLASS LI 3.000% 09/25/50		03/23/2022	MORGAN STANLEY & CO. INC.		4,290,034	0	52,710	1.A	
3136BL-5S-5	FANNIE MAE SERIES 2022-13 CLASS SA 6.480% 03/25/52		02/15/2022	CITIGROUP GLOBAL MARKETS		6,216,844	0	21,694	1.A	
3137A0-XK-6	FREDDIE MAC SERIES 3714 CLASS ZK 4.500% 08/15/40		03/01/2022	Interest Capitalization		65,754	65,754	0	1.A	
3137A2-AG-6	FREDDIE MAC SERIES 3745 CLASS ZA 4.000% 10/15/40		03/01/2022	Interest Capitalization		3,716	3,716	0	1.A	
3137BA-P7-1	FREDDIE MAC SERIES 4341 CLASS ZX 4.350% 05/15/44		03/01/2022	Interest Capitalization		45,664	45,664	0	1.A	
3137BB-2P-4	FREDDIE MAC SERIES 4338 CLASS ZX 4.250% 05/15/44		03/01/2022	Interest Capitalization		185,633	185,633	0	1.A	
3137BS-SR-5	FREDDIE MAC SERIES 4634 CLASS MZ 4.500% 11/15/56		03/01/2022	Interest Capitalization		98,900	98,900	0	1.A	
3137F1-YF-0	FREDDIE MAC SERIES 4698 CLASS DZ 4.500% 07/15/47		03/01/2022	Interest Capitalization		17,557	17,557	0	1.A	
3137F6-KG-1	FREDDIE MAC SERIES 5034 CLASS QI 2.500% 11/25/50		02/15/2022	MORGAN STANLEY & CO. INC.		29,613,052	0	247,915	1.A	
3137F8-6D-0	FREDDIE MAC SERIES 5059 CLASS IJ 3.000% 01/25/51		03/22/2022	MORGAN STANLEY & CO. INC.		16,190,303	0	215,871	1.A	
3137FF-2X-4	FREDDIE MAC SERIES 5078 CLASS GI 3.000% 02/25/51		03/28/2022	MORGAN STANLEY & CO. INC.		10,299,103	0	169,795	1.A	
3137G0-AD-1	STRUCTURED AGENCY CREDIT RISK SERIES 13-DN2 CLASS M2 4.707% 11/25/23		01/12/2022	STANDARD CHARTERED BANK		9,243,381	8,933,500	19,443	1.D	
3137G0-AM-1	STRUCTURED AGENCY CREDIT RISK SERIES 14-DN1 CLASS M3 4.957% 02/25/24		03/24/2022	AMHERST PIERPONT		4,578,312	4,485,793	1,853	1.D	
3137G0-AY-5	FREDDIE MAC STACR SERIES 2014-DN2 CLASS M3 4.057% 04/25/24		01/04/2022	BARCLAYS CAPITAL		5,264,881	5,130,213	5,277	1.D	
3137G0-JJ-9	STRUCTURED AGENCY CREDIT RISK SERIES 16-H0A1 CLASS M3 6.807% 09/25/28		02/07/2022	Various		13,701,990	12,813,082	31,479	1.D	
3137G0-JJ-4	STRUCTURED AGENCY CREDIT RISK SERIES 16-DN2 CLASS M3 5.107% 10/25/28		02/01/2022	BANK OF AMERICA		7,598,472	7,273,441	8,651	1.D	
3137G0-KE-8	FREDDIE MAC STACR SERIES 2016-H0A2 CLASS M3 5.607% 11/25/28		02/01/2022	Various		15,460,090	14,800,404	19,454	1.D	
3137G0-NE-5	FREDDIE MAC STACR SERIES 2017-H0A1 CLASS M2 4.007% 08/25/29		02/01/2022	BARCLAYS CAPITAL		6,359,150	6,142,252	5,617	1.D	
3137G0-PR-4	FREDDIE MAC STACR SERIES 2017-DN2 CLASS B1 5.607% 10/25/29		03/24/2022	WACHOVIA		3,199,688	3,000,000	1,402	2.B Z	
3137G0-RJ-0	FREDDIE MAC STACR SERIES 2017-DN3 CLASS B1 4.907% 03/25/30		02/25/2022	BARCLAYS CAPITAL		8,887,813	8,500,000	4,379	1.D Z	
3137H2-09-8	FREDDIE MAC SERIES 5147 CLASS IC 3.000% 09/25/33		03/16/2022	MORGAN STANLEY & CO. INC.		10,503,366	0	173,430	1.A	
3137H6-3V-5	FREDDIE MAC SERIES 5202 CLASS TI 5.500% 12/25/48		02/15/2022	TD SECURITIES USA		7,315,744	0	142,852	1.A	
31397A-BV-4	FREDDIE MAC SERIES 3202 CLASS PI 6.540% 08/15/36		03/21/2022	MESIROW FINANCIAL INC		1,657,404	0	16,243	1.A	
3142FR-2K-8	FREDDIE MAC STRIP SERIES 380 CLASS C1 3.000% 01/25/50		03/15/2022	JP MORGAN CHASE		7,092,716	0	69,259	1.A	
35563X-BD-3	FREDDIE MAC STACR SERIES 2018-H0A2 CLASS B1 144A 4.707% 10/25/48		03/10/2022	INTL FCSTONE FINANCIA INC		15,402,813	15,000,000	31,428	2.B Z	
35564K-BS-7	FREDDIE MAC STACR SERIES 2021-H0A1 CLASS M2 144A 2.707% 08/25/33		03/21/2022	CITIGROUP GLOBAL MARKETS		4,809,375	5,000,000	8,301	3.B	
35564K-PV-5	FREDDIE MAC STACR SERIES 2022-DN1 CLASS M1B 144 1.949% 01/25/42		01/18/2022	NOMURA SECURITIES		15,500,000	0	0	2.B FE	
54445C-AK-9	LOS ANGELES CA DEPT OF ARPTS C SERIES A 4.242% 05/15/48		03/03/2022	CITI GROUP		935,000	935,000	0	1.E FE	
73358X-DP-4	PORT AUTH OF NEW YORK & NEW JE 3.139% 02/15/51		01/04/2022	JEFFERIES		5,245,564	5,360,000	3,272	1.E FE	
79739G-PL-4	SAN DIEGO CNTY CA REGL ARPT AU SERIES C 3.103% 07/01/43		01/14/2022	JEFFERIES		3,368,258	3,350,000	11,839	1.F FE	
88283K-BL-1	TEXAS ST TRANSPRTN COMMISSION SERIES C 3.029% 08/15/41		02/07/2022	JEFFERIES		3,563,158	3,765,000	55,120	1.F FE	
914440-UI-0	UNIV OF MASSACHUSETTS MA BLDG SERIES 2 4.306% 11/01/45		03/16/2022	CITI GROUP		2,680,000	2,680,000	0	1.C FE	
914455-UH-1	UNIV OF MICHIGAN MI SERIES A 3.504% 04/01/52		03/10/2022	CITI GROUP		1,285,000	1,285,000	0	1.A FE	
91523N-XF-8	UNIV OF WASHINGTON WA UNIV REV SERIES B 3.350% 07/01/41		02/16/2022	CITI GROUP		3,350,000	3,350,000	0	1.B FE	
0909999999. Subtotal - Bonds - U.S. Special Revenues							267,214,002	161,111,480	1,446,806	XXX
00109L-AA-1	ADT SEC CORP SERIES 144A 4.125% 08/01/29		02/03/2022	Various		1,767,359	1,875,000	16,002	3.C FE	
00206R-KD-3	AT&T INC 3.100% 02/01/43		02/25/2022	BANK OF AMERICA		3,947,760	4,500,000	11,625	2.B FE	

E04.1

STATEMENT AS OF MARCH 31, 2022 OF THE VOYA RETIREMENT INSURANCE AND ANNUITY COMPANY

SCHEDULE D - PART 3

Show All Long-Term Bonds and Stock Acquired During the Current Quarter

1	2	3	4	5	6	7	8	9	10
CUSIP Identification	Description	Foreign	Date Acquired	Name of Vendor	Number of Shares of Stock	Actual Cost	Par Value	Paid for Accrued Interest and Dividends	NAIC Designation, NAIC Designation Modifier and SVO Administrative Symbol
002824-BH-2	ABBOTT LABORATORIES 4.900% 11/30/46		02/04/2022	Various		7,743,915	6,135,000	56,783	1.E FE
00287Y-CA-5	ABBVIE INC SERIES W1 4.050% 11/21/39		02/25/2022	BANK OF AMERICA		3,098,280	3,000,000	33,750	2.B FE
017154-AQ-8	ALLEGANY PARK CLO LTD SERIES 2019-1A CLASS CR 144A 2.309% 01/20/35		01/20/2022	WACHOVIA		2,000,000	2,000,000	0	1.F FE
023135-CA-2	AMAZON COM INC 2.875% 05/12/41		02/25/2022	Various		4,714,000	5,000,000	39,132	1.D FE
02666T-AD-9	AMERICAN HOMES 4 RENT 3.375% 07/15/51		03/31/2022	GOLDMAN SACHS & CO.		41,875	50,000	370	2.C FE
03027X-BW-9	AMERICAN TOWER CORP 4.050% 03/15/32		03/29/2022	JP MORGAN CHASE		2,487,275	2,500,000	0	2.C FE
031162-DF-4	AMGEN INC 4.200% 02/22/52		02/17/2022	Various		7,064,161	7,075,000	0	2.A FE
037833-EE-6	APPLE INC 2.375% 02/08/41		02/25/2022	BANK OF AMERICA		2,186,300	2,500,000	3,793	1.B FE
038836-F*-9	APTARGROUP INC 1.170% 07/19/24		03/30/2022	Tax Free Exchange		35,131,425	34,051,725	78,574	2.A Z
03882L-AU-4	ARBOR MULTIFAMILY MORTGAGE SE SERIES 2022-MF4 CLASS D 144A 2.000% 02/15/55		02/08/2022	JP MORGAN CHASE		2,029,850	2,500,000	1,806	2.B FE
03882L-AW-0	ARBOR MULTIFAMILY MORTGAGE SE SERIES 2022-MF4 CLASS E 144A 2.000% 02/15/55		02/08/2022	JP MORGAN CHASE		896,109	1,193,000	862	2.C FE
04002V-AG-6	AREIT CRE TRUST SERIES 2022-CRE6 CLASS C 144A 2.200% 12/17/24		01/14/2022	MORGAN STANLEY & CO. INC.		1,000,000	1,000,000	0	1.G FE
04002V-AJ-0	AREIT CRE TRUST SERIES 2022-CRE6 CLASS D 144A 2.900% 12/17/24		01/14/2022	MORGAN STANLEY & CO. INC.		4,000,000	4,000,000	0	2.B FE
04002V-AL-5	AREIT CRE TRUST SERIES 2022-CRE6 CLASS E 144A 3.450% 01/17/25		01/14/2022	MORGAN STANLEY & CO. INC.		750,000	750,000	0	2.C FE
043436-AX-2	ASBURY AUTOMOTIVE GROUP SERIES 144A 5.000% 02/15/32		03/09/2022	BANK OF AMERICA		730,313	750,000	11,667	3.B FE
05379B-AR-8	AVISTA CORP 4.000% 04/01/52		03/08/2022	WACHOVIA		2,074,253	2,075,000	0	1.G FE
05551U-AC-9	BROWNSTONE INVESTMENT GROUP SERIES 2022-BIG CLASS C 144A 2.737% 02/15/39		02/11/2022	CITI GROUP		997,183	1,000,000	0	1.G FE
05552F-BF-3	BARCLAYS COMMERCIAL MORTGAGE SERIES 2022-C15 CLASS B 3.752% 04/15/55		03/23/2022	BARCLAYS CAPITAL		4,483,130	4,500,000	5,600	1.C FE
055983-AG-5	BSPT ISSUER LTD SERIES 2022-FL8 CLASS C 144A 2.697% 02/15/37		01/28/2022	BARCLAYS CAPITAL		2,000,000	2,000,000	0	1.G FE
05609T-AG-5	BX TRUST SERIES 2022-VAMF CLASS D 144A 2.181% 01/15/39		01/20/2022	JP MORGAN CHASE		2,244,375	2,250,000	0	2.C FE
05610B-AL-0	BXSC COMMERCIAL MORTGAGE TR SERIES 2022-WSS CLASS D 144A 3.438% 03/15/35		03/11/2022	JP MORGAN CHASE		3,970,000	4,000,000	0	2.C FE
05610H-AG-8	BX TRUST SERIES 2022-LP2 CLASS D 144A 2.357% 02/15/39		02/10/2022	CITI GROUP		1,493,591	1,500,000	0	2.C FE
06051G-JW-0	BANK OF AMERICA CORP 3.311% 04/22/42		02/25/2022	BANK OF AMERICA		4,735,450	5,000,000	59,322	1.F FE
06539V-BB-3	BANK SERIES 2022-BNK3 CLASS C 3.270% 02/15/55		01/26/2022	BANK OF AMERICA		1,523,217	1,500,000	1,226	1.G FE
06539V-BO-0	BANK SERIES 2022-BNK39 CLASS D 144A 2.500% 02/15/55		01/26/2022	BANK OF AMERICA		1,513,544	1,750,000	1,094	2.B FE
06650A-AU-1	BANK SERIES 2017-BNK8 CLASS D 144A 2.600% 11/15/50		01/21/2022	PERFORMANCE TRUST CAP PARTNERS		2,270,673	2,599,000	4,505	3.B
07336F-AG-1	BAYVIEW MSR OPPORTUNITY MAST SERIES 2022-3 CLASS A7 144A 3.000% 01/25/52		02/17/2022	BANK OF AMERICA		4,352,720	4,500,000	9,000	1.A FE
07336N-AH-2	BAYVIEW MSR OPPORTUNITY MAST SERIES 2022-2 CLASS A8 144A 2.500% 12/25/51		01/24/2022	MORGAN STANLEY & CO. INC.		4,740,663	5,000,000	9,375	1.A FE
075887-BG-3	BECTON DICKINSON AND CO 4.685% 12/15/44		02/10/2022	MORGAN STANLEY & CO. INC.		6,840,360	6,000,000	46,069	2.C FE
08161Y-BK-8	BENCHMARK MORTGAGE TRUST SERIES 2022-B34 CLASS B 3.833% 04/15/55		03/30/2022	DEUTSCHE BANK SECURITIES		2,999,583	3,000,000	4,153	1.D FE
08163D-AL-1	BENCHMARK MORTGAGE TRUST SERIES 2021-B25 CLASS C 144A 3.201% 04/15/54		03/30/2022	CITIGROUP GLOBAL MARKETS		1,497,832	1,500,000	0	1.A
084664-DA-6	BERKSHIRE HATHAWAY FIN 2.875% 03/15/32		03/07/2022	BANK OF AMERICA		7,497,375	7,500,000	0	1.C FE
084664-DB-4	BERKSHIRE HATHAWAY FIN 3.850% 03/15/52		03/07/2022	BANK OF AMERICA		6,053,555	6,075,000	0	1.C FE
092113-AN-9	BLACK HILLS CORP 4.200% 09/15/46		02/25/2022	BANK OF AMERICA		1,004,090	1,000,000	19,367	2.A FE
09261B-AH-3	BLACKSTONE HOLDINGS FINA SERIES 144A 3.200% 01/30/52		01/03/2022	Various		9,023,827	9,050,000	0	1.E FE
097023-CV-5	BOEING CO 5.705% 05/01/40		02/25/2022	BANK OF AMERICA		5,735,900	5,000,000	95,083	2.C FE
110122-DV-7	BRISTOL-MYERS SQUIBB CO 3.550% 03/15/42		02/15/2022	Various		1,071,377	1,075,000	0	1.F FE
110122-DW-5	BRISTOL-MYERS SQUIBB CO 3.700% 03/15/52		02/16/2022	Various		5,022,411	5,044,000	0	1.F FE
115236-AF-8	BROWN & BROWN INC 4.950% 03/17/52		03/14/2022	JP MORGAN CHASE		1,972,620	2,000,000	0	2.C FE
12433E-AJ-0	BX TRUST SERIES 2022-LBAG CLASS C 144A 1.650% 01/15/39		01/21/2022	BANK OF AMERICA		1,500,000	1,500,000	0	1.G FE
12508G-AZ-9	UBS COMMERCIAL MORTGAGE TRUST SERIES 2017-C1 CLASS C 4.393% 11/15/50		03/30/2022	CITIGROUP GLOBAL MARKETS		1,495,212	1,514,978	0	2.B
12527G-AD-5	CF INDUSTRIES INC 4.950% 06/01/43		03/01/2022	JP MORGAN CHASE		4,993,022	4,534,000	57,355	2.C FE
12592L-BP-6	COMMERCIAL MORTGAGE TRUST SERIES 2014-CR20 CLASS C 4.491% 11/10/47		03/04/2022	PERFORMANCE TRUST CAP PARTNERS		2,022,266	2,000,000	1,746	2.B
12597N-AC-7	CSAIL COMMERCIAL MORTGAGE TR SERIES 2020-C19 CLASS D 144A 2.500% 03/15/53		02/28/2022	PERFORMANCE TRUST CAP PARTNERS		738,637	850,000	59	2.B
12597N-AY-9	CSAIL COMMERCIAL MORTGAGE TR SERIES 2020-C19 CLASS C 3.614% 03/15/53		02/28/2022	PERFORMANCE TRUST CAP PARTNERS		2,243,496	2,250,000	226	1.D
126650-CZ-1	CVS HEALTH CORP 5.050% 03/25/48		01/27/2022	HSBC SECURITIES USA INC.		61,497	50,000	884	2.B FE
12668B-WF-6	COUNTRYWIDE ALTERNATIVE LOAN T SERIES 2006-11CB CLASS 3A1 6.500% 05/25/36		02/01/2022	Interest Capitalization		127	127	0	1.D FM
127398-AA-9	CED NEVADA VIRGINIA FINANCING FINANCING HOLD 3.770% 12/31/46		01/25/2022	Tax Free Exchange		4,142,986	4,142,986	10,847	2.C
133434-AD-2	CAMERON LNG LLC SERIES 144A 3.701% 01/15/39		03/01/2022	CITIGROUP GLOBAL MARKETS		2,996,550	3,000,000	14,804	1.G FE
144141-DD-7	DUKE ENERGY PROGRESS INC 4.100% 03/15/43		03/03/2022	MORGAN KEEGAN & COMPANY INC		11,551	11,000	215	1.F FE
14448C-AR-5	CARRIER GLOBAL CORP SERIES W1 3.377% 04/05/40		02/25/2022	BANK OF AMERICA		2,775,900	3,000,000	41,087	2.C FE
14448C-AS-3	CARRIER GLOBAL CORP SERIES W1 3.577% 04/05/50		02/18/2022	BANK OF NEW YORK		2,440,700	2,631,000	36,076	2.C FE
153527-AP-1	CENTRAL GARDEN & PET CO SERIES 144A 4.125% 04/30/31		03/09/2022	BANK OF AMERICA		701,250	750,000	11,258	3.B FE
156504-AM-4	CENTURY COMMUNITIES SERIES 144A 3.875% 08/15/29		03/03/2022	Various		1,402,725	1,500,000	3,247	3.C FE
161175-CE-2	CHARTER COMM OPT LLC CAP 3.500% 03/01/42		02/25/2022	BANK OF AMERICA		4,239,750	5,000,000	0	2.C FE
161175-CJ-1	CHARTER COMM OPT LLC CAP 4.400% 04/01/33		03/10/2022	JP MORGAN CHASE		2,739,935	2,750,000	0	2.C FE
161175-CK-8	CHARTER COMM OPT LLC CAP 5.250% 04/01/53		03/10/2022	MORGAN STANLEY & CO. INC.		993,000	1,000,000	0	2.C FE

E04.2

STATEMENT AS OF MARCH 31, 2022 OF THE VOYA RETIREMENT INSURANCE AND ANNUITY COMPANY

SCHEDULE D - PART 3

Show All Long-Term Bonds and Stock Acquired During the Current Quarter

1	2	3	4	5	6	7	8	9	10
CUSIP Identification	Description	Foreign	Date Acquired	Name of Vendor	Number of Shares of Stock	Actual Cost	Par Value	Paid for Accrued Interest and Dividends	NAIC Designation, NAIC Designation Modifier and SVO Administrative Symbol
17322A-AM-4	CITIGROUP COMMERCIAL MORTGAGE SERIES 2014-GC19 CLASS D 144A		03/01/2022	PERFORMANCE TRUST CAP PARTNERS		1,020,977	1,000,000	283	2.B
17327G-AA-2	CITIGROUP COMMERCIAL MORTGAGE SERIES 2018-C6 CLASS D 144A		01/18/2022	PERFORMANCE TRUST CAP PARTNERS		2,630,371	2,500,000	6,683	2.B
17330C-AG-3	CITIGROUP MORTGAGE LOAN TRUST SERIES 2022-J1 CLASS A2 144A		02/03/2022	CITI GROUP		2,770,496	3,000,000	6,875	1.A FE
18685B-AA-0	CLIFFWATER CORPORATE LENDING F 4.100% 03/28/27		03/29/2022	PRIVATE DIRECT		12,500,000	12,500,000	0	1.C Z
20030N-CY-5	COMCAST CORP 3.250% 11/01/39		02/25/2022	BANK OF AMERICA		4,748,050	5,000,000	54,167	1.G FE
202795-JF-8	COMMONWEALTH EDISON CO 3.700% 03/01/45		03/24/2022	U.S. BANCORP INVESTMENTS INC		3,893,000	4,000,000	11,100	1.F FE
202795-JV-3	COMMONWEALTH EDISON CO SERIES 133 3.850% 03/15/52		03/08/2022	MORGAN STANLEY & CO. INC.		5,989,380	6,000,000	0	1.F FE
202795-JW-1	COMMONWEALTH EDISON CO SERIES 132 3.150% 03/15/32		03/08/2022	MORGAN STANLEY & CO. INC.		2,746,480	2,750,000	0	1.F FE
207597-EG-6	CONNECTICUT LIGHT & PWIR 4.300% 04/15/44		02/25/2022	Various		6,183,081	5,617,000	86,996	1.E FE
20826F-AV-8	CONOCOPHILLIPS COMPANY 3.800% 03/15/52		02/22/2022	TD SECURITIES USA		5,241,548	5,250,000	0	1.G FE
20826F-AY-2	CONOCOPHILLIPS COMPANY SERIES 144A 4.025% 03/15/62		03/11/2022	Taxable Exchange		70,235	72,000	0	1.G FE
210518-CU-8	CONSUMERS ENERGY CO 3.950% 05/15/43		02/25/2022	BANK OF AMERICA		4,715,595	4,500,000	52,338	1.F FE
212015-AQ-4	CONTINENTAL RESOURCES INC/OK SERIES III 4.900% 06/01/44		02/09/2022	RBC CAPITAL MARKETS		1,562,700	1,500,000	14,292	2.C FE
21871X-AG-4	COREBRIDGE FINANCIAL INC SERIES 144A 3.900% 04/05/32		03/31/2022	JP MORGAN CHASE		3,494,820	3,500,000	0	2.A FE
21871X-AJ-8	COREBRIDGE FINANCIAL INC SERIES 144A 4.350% 04/05/42		03/31/2022	CITIGROUP GLOBAL MARKETS		3,249,123	3,250,000	0	2.A FE
21871X-AL-3	COREBRIDGE FINANCIAL INC SERIES 144A 4.400% 04/05/52		03/31/2022	Various		6,574,030	6,575,000	0	2.A FE
224044-CF-2	COX COMMUNICATIONS INC SERIES 144A 4.800% 02/01/35		02/28/2022	MORGAN STANLEY & CO. INC.		6,875,401	6,228,000	25,742	2.B FE
23338V-AD-8	DTE ELECTRIC CO 4.300% 07/01/44		01/04/2022	JP MORGAN CHASE		1,699,743	1,424,000	850	1.E FE
23338V-AE-6	DTE ELECTRIC CO 3.700% 03/15/45		01/03/2022	DAIWA SECURITIES		3,310,290	3,000,000	33,917	1.E FE
25461L-AA-0	DIRECTV FIN LLC/COINC SERIES 144A 5.875% 08/15/27		03/03/2022	Various		2,619,660	2,625,000	58,373	3.B FE
263901-AD-2	DUKE ENERGY INDIANA INC SERIES UUU 4.200% 03/15/42		02/08/2022	MESIROW FINANCIAL INC		1,062,460	1,000,000	16,917	1.F FE
26442C-AM-6	DUKE ENERGY CAROLINAS 4.250% 12/15/41		03/03/2022	MORGAN KEEGAN & COMPANY INC		9,590	9,000	87	1.F FE
26442C-AP-9	DUKE ENERGY CAROLINAS 3.750% 06/01/45		03/03/2022	JANE STREET CAPITAL		29,012	29,000	290	1.F FE
26442C-AR-5	DUKE ENERGY CAROLINAS 3.875% 03/15/46		03/03/2022	JANE STREET CAPITAL		33,750	33,000	611	1.D FE
26442C-AT-1	DUKE ENERGY CAROLINAS 3.700% 12/01/47		03/03/2022	MORGAN KEEGAN & COMPANY INC		9,000	9,000	89	1.F FE
26442C-AU-8	DUKE ENERGY CAROLINAS 3.950% 03/15/48		03/03/2022	MORGAN KEEGAN & COMPANY INC		9,359	9,000	170	1.D FE
26442C-BH-6	DUKE ENERGY CAROLINAS 3.550% 03/15/52		03/01/2022	WACHOVIA		4,062,245	4,075,000	0	1.F FE
26442U-AP-9	DUKE ENERGY PROGRESS LLC 4.000% 04/01/52		03/14/2022	MITSUBISHI UFJ SECS USA		99,134	100,000	0	1.F FE
26443T-AB-2	DUKE ENERGY INDIANA LLC SERIES YYY 3.250% 10/01/49		02/15/2022	GOLDMAN SACHS & CO.		45,633	50,000	614	1.F FE
26444H-AF-8	DUKE ENERGY FLORIDA LLC 4.200% 07/15/48		03/04/2022	GOLDMAN SACHS & CO.		39,003	36,000	223	1.F FE
276480-AA-8	EASTERN GAS TRAN SERIES 144A 3.900% 11/15/49		02/15/2022	MITSUBISHI UFJ SECS USA		8,623,710	9,000,000	89,700	1.G FE
277432-AP-5	EASTMAN CHEMICAL CO 4.650% 10/15/44		01/13/2022	CITI GROUP		3,784,398	3,250,000	39,041	2.C FE
283677-AW-2	EL PASO ELECTRIC CO 6.000% 05/15/35		01/12/2022	JP MORGAN CHASE		4,220,288	3,250,000	31,958	2.B FE
291011-BM-5	EMERSON ELECTRIC CO 2.750% 10/15/50		02/18/2022	WACHOVIA		6,171,528	7,250,000	69,648	1.F FE
29368M-AA-6	ENTERGY ARKANSAS LLC 4.200% 04/01/49		03/02/2022	Various		79,773	75,000	1,339	1.F FE
29736R-AG-5	ESTEE LAUDER CO INC 4.375% 06/15/45		02/25/2022	BANK OF AMERICA		1,138,460	1,000,000	9,236	1.E FE
30231G-AW-2	EXXON MOBIL CORP 4.114% 03/01/46		02/25/2022	BANK OF AMERICA		4,282,800	4,000,000	0	1.D FE
33852J-BA-5	FLAGSTAR MORTGAGE TRUST SERIES 2021-7 CLASS AX1 144A 0.441% 08/25/51		01/07/2022	JP MORGAN CHASE		5,033,201	0	34,956	1.A FE
34964C-AG-1	FORTUNE BRANDS HOME & SE 4.500% 03/25/52		03/22/2022	JP MORGAN CHASE		48,904	50,000	0	2.B FE
36144B-BJ-1	GATX CORP 3.500% 06/01/32		03/02/2022	BANK OF AMERICA		6,982,500	7,000,000	0	2.B FE
36248G-AP-5	GS MORTGAGE SECURITIES TRUST SERIES 2013-GC16 CLASS D 144A 5.312% 11/10/46		02/28/2022	PERFORMANCE TRUST CAP PARTNERS		1,499,590	1,500,000	221	2.B
36266P-AR-8	GS MORTGAGE BACKED SECURITIES SERIES 2022-MM1 CLASS A14 144A 2.500% 07/25/52		02/03/2022	GOLDMAN SACHS & CO.		2,776,112	3,000,000	7,708	1.A FE
36266T-AN-9	GS MORTGAGE BACKED SECURITIES SERIES 2022-GR1 CLASS A7 144A 2.500% 06/25/52		01/14/2022	GOLDMAN SACHS & CO.		2,837,451	3,000,000	6,250	1.A FE
36267E-CF-6	GS MORTGAGE BACKED SECURITIES SERIES 2022-PJ2 CLASS A33 144A 3.000% 06/25/52		02/25/2022	GOLDMAN SACHS & CO.		2,816,130	3,000,000	6,750	1.A FE
36459D-AC-5	GAM RESECURITIZATION TRUST SERIES 2022-FRR3 CLASS BK 144A 0.000% 01/29/52		01/31/2022	PERFORMANCE TRUST CAP PARTNERS		10,495,872	10,740,000	0	1.G FE
36459D-AE-1	GAM RESECURITIZATION TRUST SERIES 2022-FRR3 CLASS CK27 14 0.000% 01/29/52		01/31/2022	PERFORMANCE TRUST CAP PARTNERS		5,028,019	5,170,000	0	2.C FE
36459D-AQ-4	GAM RESECURITIZATION TRUST SERIES 2022-FRR3 CLASS AK61 14 0.000% 01/29/52		01/31/2022	PERFORMANCE TRUST CAP PARTNERS		2,866,826	3,430,000	0	2.C FE
36459D-BC-4	GAM RESECURITIZATION TRUST SERIES 2022-FRR3 CLASS BK41 14 0.000% 01/29/52		01/31/2022	PERFORMANCE TRUST CAP PARTNERS		7,678,017	8,350,000	0	1.G FE
36459D-BE-0	GAM RESECURITIZATION TRUST SERIES 2022-FRR3 CLASS CK41 14 1.411% 01/29/52		01/31/2022	PERFORMANCE TRUST CAP PARTNERS		5,931,770	6,550,000	0	2.C FE
36459D-BQ-3	GAM RESECURITIZATION TRUST SERIES 22-FRR3 144A 0.231% 01/29/52		01/31/2022	PERFORMANCE TRUST CAP PARTNERS		8,560,805	9,250,000	4,960	1.G FE
36459D-BS-9	GAM RESECURITIZATION TRUST SERIES 2022-FRR3 CLASS BK47 14 0.000% 01/29/52		01/31/2022	PERFORMANCE TRUST CAP PARTNERS		5,734,493	6,449,000	0	2.C FE
36459D-CC-3	GAM RESECURITIZATION TRUST SERIE 22-FRR3 AK71 144A 0.231% 01/29/52		01/31/2022	PERFORMANCE TRUST CAP PARTNERS		4,166,124	4,320,000	10,097	2.C FE
36459D-CN-9	GAM RESECURITIZATION TRUST SERIES 2022-FRR3 CLASS AK89 14 0.000% 01/29/52		01/31/2022	PERFORMANCE TRUST CAP PARTNERS		7,635,582	10,000,000	0	2.C FE
36459D-CY-5	GAM RESECURITIZATION TRUST SERIES 2022-FRR3CLASS A728 144 0.000% 01/29/52		01/31/2022	PERFORMANCE TRUST CAP PARTNERS		4,153,669	4,520,000	0	1.G FE
36459D-DA-6	GAM RESECURITIZATION TRUST SERIES 2022-FRR3 CLASS B728 14 0.000% 01/29/52		01/31/2022	PERFORMANCE TRUST CAP PARTNERS		6,847,385	7,500,000	0	2.C FE
364760-AQ-1	GAP INC THE SERIES 144A 3.875% 10/01/31		01/28/2022	JEFFERIES & COMPANY INC		1,741,725	1,875,000	25,026	3.C FE
369550-BH-0	GENERAL DYNAMICS CORP 4.250% 04/01/40		02/25/2022	BANK OF AMERICA		1,102,150	1,000,000	17,708	1.G FE

E04.3

STATEMENT AS OF MARCH 31, 2022 OF THE VOYA RETIREMENT INSURANCE AND ANNUITY COMPANY

SCHEDULE D - PART 3

Show All Long-Term Bonds and Stock Acquired During the Current Quarter

1	2	3	4	5	6	7	8	9	10
CUSIP Identification	Description	Foreign	Date Acquired	Name of Vendor	Number of Shares of Stock	Actual Cost	Par Value	Paid for Accrued Interest and Dividends	NAIC Designation, NAIC Designation Modifier and SVO Administrative Symbol
37045V-AF-7	GENERAL MOTORS CO SERIES W1 6.250% 10/02/43		02/25/2022	BANK OF AMERICA		5,968,450	5,000,000	129,340	2.C FE
375558-AX-1	GILEAD SCIENCES INC 4.800% 04/01/44		02/28/2022	MORGAN STANLEY & CO. INC.		4,380,642	3,874,000	77,997	2.A FE
38141G-ZN-7	GOLDMAN SACHS GROUP INC 3.436% 02/24/43		01/19/2022	GOLDMAN SACHS & CO.		50,000	50,000	0	1.F FE
384802-AB-0	WV GRAINGER INC 4.600% 06/15/45		01/03/2022	BARCLAYS CAPITAL		2,406,563	1,917,000	4,899	1.E FE
404119-CF-4	HCA INC SERIES 144A 3.625% 03/15/32		03/02/2022	BANK OF AMERICA		11,386,495	11,500,000	0	2.C FE
404119-CG-2	HCA INC SERIES 144A 4.625% 03/15/52		03/02/2022	Various		75,554	75,000	0	2.C FE
404119-OM-9	HCA INC SERIES 144A 4.375% 03/15/42		03/02/2022	Various		3,027,403	3,075,000	0	2.C FE
42809H-AD-9	HESS CORP 5.600% 02/15/41		02/25/2022	Various		8,754,355	7,500,000	105,778	3.A FE
437076-BA-9	HOME DEPOT INC 4.200% 04/01/43		02/25/2022	BANK OF AMERICA		4,371,840	4,000,000	70,000	1.F FE
437076-CP-5	HOME DEPOT INC 3.250% 04/15/32		03/24/2022	MORGAN STANLEY & CO. INC.		2,984,430	3,000,000	0	1.F FE
442851-BH-3	HOWARD UNIVERSITY SERIES 22A 5.209% 10/01/52		03/08/2022	JP MORGAN CHASE		2,747,000	2,747,000	0	2.C FE
449653-AE-4	COMMERCIAL MORTGAGE PASS THR SERIES 2022-LPFX CLASS C 144A 3.951% 03/15/32		03/04/2022	CITIGROUP GLOBAL MARKETS		7,146,735	7,000,000	12,293	1.G FE
450636-E8-0	ITR CONCESSION CO LLC 3.910% 03/15/42		03/15/2022	PRIVATE DIRECT		2,700,000	2,700,000	0	2.B FE
45687A-AN-2	INGERSOLL RAND GL HLD CO 4.300% 02/21/48		01/11/2022	BANK OF AMERICA		7,816,211	6,650,000	112,791	2.B FE
45866F-AP-9	INTERCONTINENTALEXCHANGE 2.650% 09/15/40		02/25/2022	BANK OF AMERICA		873,670	1,000,000	12,219	1.G FE
459200-KN-0	IBM CORP 2.720% 02/09/32		02/02/2022	HSBC SECURITIES USA INC.		1,999,660	2,000,000	0	1.G FE
459200-KP-5	IBM CORP 3.430% 02/09/52		02/02/2022	HSBC SECURITIES USA INC.		8,498,385	8,500,000	0	1.G FE
46592W-BU-9	JP MORGAN MORTGAGE TRUST SERIES 2021-12 CLASS AX1 144A 0.500% 02/25/52		02/09/2022	JP MORGAN CHASE		4,653,320	0	33,043	1.A FE
46593F-AS-1	JP MORGAN MORTGAGE TRUST SERIES 2022-INV3 CLASS A6X 144 0.250% 09/25/52		03/24/2022	JP MORGAN CHASE		361,222	0	6,155	1.A FE
46593F-AT-9	JP MORGAN MORTGAGE TRUST SERIES 2022-INV3 CLASS AX1 144 0.151% 09/25/52		03/24/2022	JP MORGAN CHASE		1,713,789	0	33,530	1.A FE
465973-BS-3	JP MORGAN MORTGAGE TRUST SERIES 2022-INV1 CLASS AX1 144 0.152% 03/25/52		01/27/2022	JP MORGAN CHASE		3,706,646	0	80,546	1.A FE
46641W-AG-2	JPMBB COMMERCIAL MORTGAGE SECU SERIES 2014-C19 CLASS D 144A 4.654% 04/15/47		03/04/2022	PERFORMANCE TRUST CAP PARTNERS		987,578	1,000,000	905	2.B
46641W-BA-4	JPMBB COMMERCIAL MORTGAGE SECU SERIES 2014-C19 CLASS B 4.394% 04/15/47		02/28/2022	CREDIT SUISSE FIRST BOSTON		1,531,934	1,500,000	183	1.A
46647P-CD-6	JPMORGAN CHASE & CO 3.157% 04/22/42		02/25/2022	BANK OF AMERICA		4,667,100	5,000,000	56,563	1.F FE
46648U-AQ-7	JP MORGAN MORTGAGE TRUST SERIES 2017-4 CLASS AX1 144A 0.392% 11/25/48		03/24/2022	CITIGROUP GLOBAL MARKETS		242,918	0	10,874	1.A FE
46652V-BP-9	JP MORGAN MORTGAGE TRUST SERIES 2021-4 CLASS AX1 144A 0.136% 08/25/51		02/09/2022	JP MORGAN CHASE		1,388,510	0	9,797	1.A FE
46654U-AC-9	JP MORGAN MORTGAGE TRUST SERIES 2022-3 CLASS A3 144A 2.500% 08/25/52		03/23/2022	JP MORGAN CHASE		1,853,438	2,000,000	4,167	1.A FE
46654U-AW-5	JP MORGAN MORTGAGE TRUST SERIES 2022-3 CLASS A11X 144A 4.301% 08/25/52		03/23/2022	JP MORGAN CHASE		3,735,302	0	28,419	1.A FE
46654W-BY-6	JP MORGAN MORTGAGE TRUST SERIES 2022-1 CLASS AX1 144A 0.155% 07/25/52		01/26/2022	JP MORGAN CHASE		4,835,202	0	122,812	1.B FE
46655B-AA-4	HENDERSON RECEIVABLES LLC SERIES 2021-A1 CLASS A 144A 3.210% 02/15/79		03/03/2022	AMHERST PIERPONT		9,968,664	9,968,664	0	1.F FE
46671F-AA-5	JGWL 21-A 3.240% 12/31/77		02/04/2022	AMHERST PIERPONT		1,048,328	1,048,328	0	1.F Z
46671F-AA-5	JGWL 21-A 3.240% 12/31/77		03/25/2022	AMHERST PIERPONT		2,721,579	0	0	1.G Z
478160-CG-7	JOHNSON & JOHNSON 3.750% 03/03/47		02/11/2022	GOLDMAN SACHS & CO.		53,791	50,000	844	1.A FE
48123V-AF-9	ZIFF DAVIS INC SERIES 144A 4.625% 10/15/30		01/27/2022	Various		1,863,250	1,875,000	24,994	3.C FE
482480-AH-3	KLA CORP 5.000% 03/15/49		01/12/2022	CITI GROUP		2,621,020	2,000,000	33,056	1.G FE
485170-AQ-7	KANSAS CITY SOUTHERN SERIES W1 4.300% 05/15/43		02/07/2022	GOLDMAN SACHS & CO.		661,096	607,000	6,090	2.B FE
494550-BK-1	KINDER MORGAN ENER PART 5.625% 09/01/41		02/04/2022	HILLTOP SECURITIES		2,625,233	2,250,000	55,195	2.B FE
50172L-AJ-9	LA QUINTA MORTGAGE TRUST SERIES 2022-LAQ CLASS C 144A 3.083% 03/15/39		03/14/2022	DEUTSCHE BANK SECURITIES		998,750	1,000,000	0	1.G FE
505742-AP-1	LADDER CAP FIN LLLP CORP SERIES 144A 4.750% 06/15/29		03/03/2022	Various		2,572,396	2,625,000	19,519	3.B FE
512807-AW-8	LAM RESEARCH CORP 2.875% 06/15/50		02/25/2022	BANK OF AMERICA		3,095,960	3,500,000	21,243	1.G FE
539830-BD-0	LOCKHEED MARTIN CORP 3.800% 03/01/45		01/03/2022	CREDIT SUISSE FIRST BOSTON		1,239,882	1,103,000	14,437	1.G FE
540424-AR-9	LOEWS CORP 4.125% 05/15/43		01/05/2022	MORGAN STANLEY & CO. INC.		11,255,800	10,000,000	59,583	1.G FE
548661-EF-0	LOWES COS INC 4.450% 04/01/62		03/22/2022	BANK OF AMERICA		74,944	75,000	0	2.A FE
55336V-BT-6	MPLX LP 4.950% 03/14/52		03/10/2022	CITIGROUP GLOBAL MARKETS		989,820	1,000,000	0	2.B FE
55616X-AM-9	MACYS RETAIL HOLDINGS INC 4.500% 12/15/34		03/03/2022	GOLDMAN SACHS & CO.		1,350,000	1,500,000	15,375	3.B FE
55903V-AL-7	MAGALLANES INC SERIES 144A 4.279% 03/15/32		03/09/2022	JP MORGAN CHASE		6,000,000	6,000,000	0	2.C FE
55903V-AN-3	MAGALLANES INC SERIES 144A 5.050% 03/15/42		03/09/2022	GOLDMAN SACHS & CO.		2,575,000	2,575,000	0	2.C FE
55903V-AQ-6	MAGALLANES INC SERIES 144A 5.141% 03/15/52		03/09/2022	Various		5,090,266	5,090,000	0	2.C FE
55903V-AS-2	MAGALLANES INC SERIES 144A 5.391% 03/15/62		03/09/2022	JP MORGAN CHASE		75,000	75,000	0	2.C FE
56585A-AH-5	MARATHON PETROLEUM CORP 4.750% 09/15/44		02/07/2022	GOLDMAN SACHS & CO.		2,194,140	2,000,000	38,000	2.B FE
57667J-AA-0	MATCH GROUP HLD I LLC SERIES 144A 3.625% 10/01/31		01/27/2022	JANE STREET CAPITAL		498,247	540,000	6,362	3.C FE
585490-AP-0	MELLO MORTGAGE CAPITAL ACCEPTA SERIES 2022-INV1 CLASS A5 144A 2.500% 03/25/52		01/19/2022	JP MORGAN CHASE		4,716,983	5,000,000	9,375	1.A FE
58933V-BA-2	MERCK & CO INC 2.350% 06/24/40		02/25/2022	BANK OF AMERICA		1,735,620	2,000,000	8,747	1.E FE
615369-AY-1	MOODY'S CORPORATION 3.750% 02/25/52		02/22/2022	JP MORGAN CHASE		1,965,640	2,000,000	0	2.A FE
61772B-AC-7	MORGAN STANLEY 3.217% 04/22/42		02/25/2022	Various		7,443,045	7,500,000	64,340	1.F FE
61772Q-AB-6	MORGAN STANLEY RESIDENTIAL SERIES 144A 21-6 0.348% 09/25/51		01/03/2022	MORGAN STANLEY & CO. INC.		0	0	(124)	1.A FE
62213L-AA-4	MOUNT NITTANY MED CTR SERIES 2022 3.799% 11/15/52		03/04/2022	Various		4,664,041	4,660,000	3,973	1.D FE

E04.4

STATEMENT AS OF MARCH 31, 2022 OF THE VOYA RETIREMENT INSURANCE AND ANNUITY COMPANY

SCHEDULE D - PART 3

Show All Long-Term Bonds and Stock Acquired During the Current Quarter

1	2	3	4	5	6	7	8	9	10
CUSIP Identification	Description	Foreign	Date Acquired	Name of Vendor	Number of Shares of Stock	Actual Cost	Par Value	Paid for Accrued Interest and Dividends	NAIC Designation, NAIC Designation Modifier and SVO Administrative Symbol
631103-AM-0	NASDAQ INC 3.950% 03/07/52		03/02/2022	Various		3,056,324	3,075,000	.0	2.B FE
63111X-AE-1	NASDAQ INC 2.500% 12/21/40		02/10/2022	Various		5,342,080	6,070,000	14,806	2.B FE
63942M-AB-6	NAVIENT STUDENT LOAN TRUST SERIES 2022-A CLASS B 144A 3.030% 07/15/70		02/01/2022	BANK OF AMERICA		999,945	1,000,000	.0	1.C FE
647558-AC-5	NEW MOUNTAIN GUARDIAN III BDC 3.950% 07/15/25		03/10/2022	PRIVATE DIRECT		6,400,000	6,400,000	.0	2.C Z
65364U-AH-9	NIAGARA MOHAWK POWER SERIES 144A 4.278% 10/01/34		01/11/2022	HILLTOP SECURITIES		1,704,193	1,523,000	18,533	2.A FE
655844-BH-0	NORFOLK SOUTHERN CORP 4.837% 10/01/41		01/12/2022	U.S. BANCORP INVESTMENTS INC		5,337,127	4,309,000	59,633	2.A FE
655844-CN-6	NORFOLK SOUTHERN CORP 3.700% 03/15/53		02/25/2022	BANK OF AMERICA		2,992,890	3,000,000	1,850	2.A FE
665772-CJ-6	NORTHERN STATES PWR MINN 3.400% 08/15/42		02/07/2022	GOLDMAN SACHS & CO.		1,014,270	1,000,000	16,433	1.F FE
665772-CP-2	NORTHERN STATES PWR MINN 3.600% 05/15/46		01/12/2022	CITI GROUP		8,396,592	7,667,000	45,235	1.E FE
666807-BH-4	NORTHROP GRUMMAN CORP 4.750% 06/01/43		02/25/2022	BANK OF AMERICA		3,418,050	3,000,000	35,625	2.A FE
670346-AN-5	NUCOR CORP 5.200% 08/01/43		02/25/2022	BANK OF AMERICA		1,218,900	1,000,000	4,333	1.G FE
670346-AV-7	NUCOR CORP 3.125% 04/01/32		03/02/2022	WACHOVIA		3,737,738	3,750,000	.0	1.G FE
670346-AW-5	NUCOR CORP 3.850% 04/01/52		03/02/2022	Various		1,097,367	1,107,000	.0	2.A FE
67066G-AG-9	NVIDIA CORP 3.500% 04/01/40		02/25/2022	BANK OF AMERICA		1,014,610	1,000,000	14,583	1.G FE
67114W-AL-5	ONSLOW BAY FINANCIAL LLC SERIES 2022-INV2 CLASS A11 144 3.000% 01/25/52		02/07/2022	BANK OF AMERICA		1,957,598	2,000,000	6,667	1.A FE
68233J-BB-9	ONCOR ELECTRIC DELIVERY 3.750% 04/01/45		01/04/2022	U.S. BANCORP INVESTMENTS INC		1,404,683	1,258,000	12,449	1.F FE
682691-AA-8	ONEMAIN FINANCE CORP 4.000% 09/15/30		03/03/2022	GOLDMAN SACHS & CO.		1,383,750	1,500,000	28,667	3.B FE
68389X-AM-7	ORACLE CORP 5.375% 07/15/40		02/25/2022	BANK OF AMERICA		4,324,960	4,000,000	27,472	2.A FE
69351U-AS-2	PPL ELECTRIC UTILITIES CORP 4.125% 06/15/44		01/03/2022	U.S. BANCORP INVESTMENTS INC		1,675,445	1,429,000	3,275	1.F FE
69351U-AT-0	PPL ELECTRIC UTILITIES CORP 4.150% 10/01/45		02/07/2022	MORGAN STANLEY & CO. INC.		2,796,127	2,515,000	37,110	1.F FE
69354N-AD-8	PRA GROUP INC SERIES 144A 5.000% 10/01/29		01/28/2022	Various		1,861,897	1,875,000	33,594	3.B FE
69357X-AL-5	PPP III SERIES 2021-B CLASS E 144A 2.931% 08/09/37		03/02/2022	CITIGROUP GLOBAL MARKETS		975,625	1,000,000	1,167	2.C FE
70450Y-AJ-2	PAYPAL HOLDINGS INC 3.250% 06/01/50		02/25/2022	BANK OF AMERICA		3,217,935	3,500,000	28,438	1.G FE
70522F-AA-6	PECO PALLET HOLDINGS INC 3.280% 03/01/27		02/16/2022	PRIVATE DIRECT		8,400,000	8,400,000	.0	2.B PL
713380-AV-8	PEPPERDINE UNIV SERIES 2021 2.840% 09/01/51		01/04/2022	JEFFERIES		1,284,792	1,340,000	3,066	1.D FE
72650R-AM-4	PLAINS ALL AMER PIPELINE 6.700% 05/15/36		02/17/2022	Various		5,378,635	4,600,000	83,043	2.C FE
743315-BA-0	PROGRESSIVE CORP 3.700% 03/15/52		03/02/2022	GOLDMAN SACHS & CO.		2,069,750	2,075,000	.0	1.F FE
74456Q-AZ-9	PUBLIC SERVICE ELECTRIC SERIES MTN 3.950% 05/01/42		02/25/2022	BANK OF AMERICA		2,119,220	2,000,000	26,333	1.E FE
74456Q-BA-3	PUBLIC SERVICE ELECTRIC SERIES MTN 3.650% 09/01/42		02/07/2022	U.S. BANCORP INVESTMENTS INC		1,043,100	1,000,000	16,019	1.E FE
74938W-AT-8	WOODWARD CAPITAL MANAGEMENT SERIES 2022-2 CLASS A18 144A 2.500% 02/25/52		02/17/2022	MORGAN STANLEY & CO. INC.		3,310,252	3,750,000	5,990	1.A FE
749685-AY-9	RPM INTERNATIONAL INC 2.950% 01/15/32		01/10/2022	BANK OF AMERICA		5,487,790	5,500,000	.0	2.C FE
75410R-AN-6	RATE MORTGAGE TRUST SERIES 2022-J1 CLASS A13 144A 2.500% 01/25/52		01/28/2022	JP MORGAN CHASE		4,624,486	5,000,000	11,458	1.A FE
75574P-AG-7	READYCAP COMMERCIAL MORTGAG SERIES 2022-FL8 CLASS C 144A 3.099% 01/25/37		02/24/2022	JP MORGAN CHASE		3,750,000	3,750,000	.0	1.G FE
75574P-AJ-1	READYCAP COMMERCIAL MORTGAG SERIES 2022-FL8 CLASS D 144A 3.799% 01/25/37		02/24/2022	JP MORGAN CHASE		1,750,000	1,750,000	.0	2.B FE
75574P-AL-6	READYCAP COMMERCIAL MORTGAG SERIES 2022-FL8 CLASS E 144A 4.349% 01/25/37		02/24/2022	JP MORGAN CHASE		3,500,000	3,500,000	.0	2.C FE
78409V-AR-5	S&P GLOBAL INC 2.300% 08/15/60		02/03/2022	CITI GROUP		1,575,300	2,000,000	21,978	1.G FE
78409V-AY-0	S&P GLOBAL INC SERIES 144A 4.750% 08/01/28		03/02/2022	Taxable Exchange		1,121,325	1,000,000	4,090	1.G FE
78409V-BD-5	S&P GLOBAL INC SERIES 144A 3.700% 03/01/52		03/04/2022	Various		4,993,942	5,075,000	.0	1.G FE
78409V-BE-3	S&P GLOBAL INC SERIES 144A 3.900% 03/01/62		03/04/2022	Various		74,057	75,000	.0	1.G FE
78433L-AE-6	SOE RECOVERY FUNDING LLC SERIES A-2 2.943% 11/15/42		02/08/2022	RBC CAPITAL MARKETS		2,499,802	2,500,000	.0	1.A FE
78433L-AF-3	SOE RECOVERY FUNDING LLC SERIES A-3 3.240% 11/15/46		02/08/2022	RBC CAPITAL MARKETS		2,249,784	2,250,000	.0	1.A FE
78450F-AD-9	SMB PRIVATE EDUCATION LOAN TR SERIES 2022-A CLASS B 144A 3.250% 11/16/54		03/08/2022	GOLDMAN SACHS & CO.		987,833	1,000,000	.0	1.D FE
78457J-AL-6	SMRT SERIES 2022-MINI CLASS D 144A 2.000% 01/15/24		01/21/2022	CITI GROUP		1,500,000	1,500,000	.0	2.C FE
78646U-A*-0	SAFEHOLD OPERATING PARTNERSHIP 3.980% 02/15/52		03/28/2022	PRIVATE DIRECT		19,500,000	19,500,000	.0	2.A FE
79466L-AK-0	SALESFORCE COM INC 2.700% 07/15/41		02/07/2022	CITI GROUP		2,309,825	2,500,000	4,500	1.F FE
797440-CB-8	SAN DIEGO G & E SERIES XXX 3.000% 03/15/32		03/07/2022	RBC CAPITAL MARKETS		16,453,305	16,500,000	.0	1.F FE
816300-AH-0	SELECTIVE INSURANCE GROU 5.375% 03/01/49		02/22/2022	BANK OF AMERICA		3,407,100	3,000,000	77,490	2.B FE
81728U-AB-0	SENSATA TECHNOLOGIES INC SERIES 144A 3.750% 02/15/31		03/03/2022	GOLDMAN SACHS & CO.		1,425,000	1,500,000	3,438	3.C FE
81749C-AG-4	SEQUOIA MORTGAGE TRUST SERIES 2022-1 CLASS A7 144A 2.500% 02/25/52		01/19/2022	MORGAN STANLEY & CO. INC.		2,815,934	3,000,000	5,208	1.A FE
83413U-C8-7	SLR INVESTMENT CORP 3.330% 01/06/27		01/06/2022	PRIVATE DIRECT		7,500,000	7,500,000	.0	2.C FE
83545G-BE-1	SONIC AUTOMOTIVE INC SERIES 144A 4.875% 11/15/31		01/25/2022	JP MORGAN CHASE		1,828,125	1,875,000	22,852	3.C FE
855244-AH-2	STARBUCKS CORP 4.300% 06/15/45		02/25/2022	BANK OF AMERICA		5,193,000	5,000,000	45,389	2.A FE
855244-AX-7	STARBUCKS CORP 3.350% 03/12/50		02/17/2022	HSBC SECURITIES USA INC.		1,570,118	1,750,000	26,506	2.A FE
855244-BG-2	STARBUCKS CORP 3.000% 02/14/32		02/09/2022	MORGAN STANLEY & CO. INC.		3,493,385	3,500,000	.0	2.A FE
85571B-AY-1	STARWOOD PROPERTY TRUST SERIES 144A 4.375% 01/15/27		03/03/2022	Various		1,834,719	1,875,000	6,918	3.C FE
858119-BP-4	STEEL DYNAMICS INC 3.250% 10/15/50		02/28/2022	JP MORGAN CHASE		5,302,500	6,000,000	74,208	2.C FE
863667-AE-1	STRYKER CORP 4.100% 04/01/43		02/07/2022	U.S. BANCORP INVESTMENTS INC		1,765,419	1,628,000	23,733	2.A FE

E04.5

STATEMENT AS OF MARCH 31, 2022 OF THE VOYA RETIREMENT INSURANCE AND ANNUITY COMPANY

SCHEDULE D - PART 3

Show All Long-Term Bonds and Stock Acquired During the Current Quarter

1	2	3	4	5	6	7	8	9	10
CUSIP Identification	Description	Foreign	Date Acquired	Name of Vendor	Number of Shares of Stock	Actual Cost	Par Value	Paid for Accrued Interest and Dividends	NAIC Designation, NAIC Designation Modifier and SVO Administrative Symbol
86745A-AB-2	SNVA 22-A SERIES 2022-A CLASS B 144A 3.130% 02/22/49		02/16/2022	CREDIT SUISSE FIRST BOSTON		2,688,571	2,750,000	0	1.G FE
87089H-AB-9	SWISS RE TREASURY SERIES 144A 4.250% 12/06/42		01/12/2022	JEFFERIES & COMPANY INC		5,895,500	5,000,000	22,431	1.D FE
87264A-BL-8	T MOBILE USA INC SERIES WI 3.000% 02/15/41		02/25/2022	BANK OF AMERICA		4,310,500	5,000,000	6,667	2.C FE
873050-CJ-8	TTX CO SERIES 144A 3.900% 02/01/45		01/04/2022	U.S. BANCORP INVESTMENTS INC		5,441,519	4,745,000	79,676	1.F FE
87612E-BN-5	TARGET CORP 2.950% 01/15/52		01/19/2022	CITI GROUP		49,528	50,000	0	1.F FE
88023U-AJ-0	TEMPUR SEALY INTL INC SERIES 144A 3.875% 10/15/31		03/03/2022	GOLDMAN SACHS & CO.		1,353,750	1,500,000	26,318	3.A FE
883556-OM-2	THERMO FISHER SCIENTIFIC 2.800% 10/15/41		02/25/2022	BANK OF AMERICA		906,660	1,000,000	14,622	2.A FE
90276T-AM-6	UBS COMMERCIAL MORTGAGE TRUST SERIES 2017-C5 CLASS C 4.310% 11/15/50		03/11/2022	PERFORMANCE TRUST CAP PARTNERS		2,288,057	2,250,000	0	2.B
906548-CJ-9	UNION ELECTRIC CO 3.900% 09/15/42		01/03/2022	U.S. BANCORP INVESTMENTS INC		1,452,305	1,283,000	15,289	1.F FE
907818-FY-9	UNION PACIFIC CORP 3.375% 02/14/42		02/09/2022	CREDIT SUISSE FIRST BOSTON		3,994,800	4,000,000	0	1.G FE
907818-FZ-6	UNION PACIFIC CORP 3.500% 02/14/53		02/09/2022	Various		49,992	50,000	0	1.G FE
907818-GA-0	UNION PACIFIC CORP 3.850% 02/14/72		02/09/2022	BANK OF AMERICA		49,868	50,000	0	1.G FE
90931G-AA-7	UNITED AIR 2020 1 A PTT SERIES 20-1 5.875% 10/15/27		03/01/2022	BARCLAYS CAPITAL		2,078,952	1,968,909	15,423	1.G FE
911312-AJ-5	UNITED PARCEL SERVICE 6.200% 01/15/38		02/25/2022	BANK OF AMERICA		2,014,275	1,500,000	11,883	1.G FE
911312-AR-7	UNITED PARCEL SERVICE 3.625% 10/01/42		03/30/2022	U.S. BANCORP INVESTMENTS INC		1,809,342	1,800,000	0	1.G FE
91913Y-BE-9	VALERO ENERGY CORP 4.000% 06/01/52		02/02/2022	JP MORGAN CHASE		4,913,050	5,000,000	0	2.B FE
92343V-FT-6	VERIZON COMMUNICATIONS 2.650% 11/20/40		02/25/2022	BANK OF AMERICA		4,289,800	5,000,000	37,174	2.A FE
92552V-AL-4	VIASAT INC SERIES 144A 5.625% 04/15/27		03/03/2022	GOLDMAN SACHS & CO.		1,500,000	1,500,000	33,281	3.B FE
92826C-AF-9	VISA INC 4.300% 12/14/45		02/25/2022	BANK OF AMERICA		1,708,350	1,500,000	13,796	1.D FE
92840V-AH-5	VISTRA OPERATIONS CO LLC SERIES 144A 4.375% 05/01/29		03/03/2022	GOLDMAN SACHS & CO.		916,300	935,000	14,317	3.B FE
92918W-AA-5	VOYA REIDF CLASS A SENIOR NOTE VOYA REIDF Class A Senior Note 3.523% 10/01/30		03/28/2022	DIRECT		712,921	712,921	0	2.B PL
94989N-AL-1	WELLS FARGO COMMERCIAL MORTGAG SERIES 2015-C30 CLASS D 144A 4.499% 09/15/58		02/28/2022	BANK OF AMERICA		1,438,945	1,500,000	187	2.B
95000U-2U-6	WELLS FARGO & COMPANY SERIES MTN 3.350% 03/02/33		02/23/2022	WACHOVIA		2,000,000	2,000,000	0	1.E FE
95003G-AJ-0	WELLS FARGO COMMERCIAL MORTG SERIES 2022-JS2 CLASS D 144A 3.454% 12/15/39		01/18/2022	WACHOVIA		3,923,946	3,900,000	9,728	2.B FE
95058X-AP-3	WENDYS FUNDING LLC SERIES 2022-1A CLASS A211 144A 4.535% 03/15/52		03/23/2022	BARCLAYS CAPITAL		4,000,000	4,000,000	0	2.B FE
95709T-AK-6	EVERGY KANSAS CENTRAL 4.625% 09/01/43		02/17/2022	FTN FINANCIAL CAP MARKETS		3,083,578	2,800,000	60,176	1.F FE
95709T-AM-2	EVERGY KANSAS CENTRAL SERIES 30YR 4.250% 12/01/45		02/08/2022	MESIROW FINANCIAL INC		1,105,930	1,000,000	8,146	1.F FE
962166-CB-8	WEYERHAEUSER CO 4.000% 03/09/52		02/23/2022	GOLDMAN SACHS & CO.		982,660	1,000,000	0	2.B FE
976656-CJ-5	WISCONSIN ELECTRIC POWER 4.300% 12/15/45		01/03/2022	MESIROW FINANCIAL INC		1,736,290	1,460,000	3,488	1.G FE
978097-AG-8	WOLVERINE WORLD WIDE SERIES 144A 4.000% 08/15/29		02/10/2022	Various		1,780,188	1,875,000	34,523	3.C FE
98138H-AJ-0	WORKDAY INC 3.800% 04/01/32		03/30/2022	MORGAN STANLEY & CO. INC.		2,994,060	3,000,000	0	2.B FE
988498-AP-6	YUM BRANDS INC 4.625% 01/31/32		03/09/2022	Various		1,455,000	1,500,000	30,833	3.C FE
98978V-AH-6	ZOETIS INC 4.700% 02/01/43		01/11/2022	MORGAN KEEGAN & COMPANY INC		1,237,490	1,000,000	21,150	2.A FE
B1N1SG-JA-5	GNR 22-70 6.079% 11/01/35		03/29/2022	BANK OF AMERICA		3,728,123	0	42,774	1.A
B1N1SG-JH-0	GNR 22-70 6.061% 06/01/35		03/29/2022	BANK OF AMERICA		5,293,576	0	89,602	1.A
C9797E-AA-1	WOLVERINE TERMINALS ULC 8.000% 10/30/30		03/17/2022	PRIVATE DIRECT		3,047,619	3,047,619	0	3.C Z
89114T-ZV-7	TORONTO DOMINION BANK SERIES MTN 3.200% 03/10/32	A.	03/07/2022	TD SECURITIES USA		22,955,150	23,000,000	0	1.E FE
94106B-AD-3	WASTE CONNECTIONS INC 2.950% 01/15/52	A.	02/03/2022	WACHOVIA		2,731,530	3,000,000	5,408	2.A FE
00084D-AV-2	ABN AMRO BANK NV SERIES 144A 3.324% 03/13/37	D.	02/07/2022	JP MORGAN CHASE		1,130,076	1,200,000	6,205	2.B FE
00774M-AZ-8	AERCAP IRELAND CAP GLOBA 3.850% 10/29/41	D.	02/25/2022	BANK OF AMERICA		4,653,550	5,000,000	65,236	2.C FE
03766H-AJ-9	APIDOS CLO SERIES 2022-39A CLASS C 144A 2.989% 04/21/35	D.	02/25/2022	SOCIETE GENERALE		2,000,000	2,000,000	0	1.F FE
055451-AV-0	BHP BILLITON FIN USA LTD 5.000% 09/30/43	D.	02/25/2022	BANK OF AMERICA		3,559,830	3,000,000	62,917	1.F FE
05578Q-AH-6	BPCE SA SERIES 144A 3.648% 01/14/37	D.	01/10/2022	BARCLAYS CAPITAL		5,000,000	5,000,000	0	2.B FE
05874W-AG-6	BALLYROCK LTD SERIES 2022-19A CLASS B 144A 2.604% 04/20/35	D.	03/03/2022	MORGAN STANLEY & CO. INC.		3,500,000	3,500,000	0	1.F FE
08186U-AQ-5	BENEFIT STREET PARTNERS CLO LT SERIES 2020-22A CLASS CR 144A 2.504% 04/20/35	D.	02/18/2022	CITIGROUP GLOBAL MARKETS		4,000,000	4,000,000	0	1.F FE
12570L-AE-8	CIFC FUNDING LTD SERIES 2022-1A CLASS C 144A 2.529% 04/17/35	D.	01/27/2022	BARCLAYS CAPITAL		1,500,000	1,500,000	0	1.F FE
14317V-AW-0	CARLYLE GLOBAL MARKET STRATEGI SERIES 2019-4A CLASS BR 144A 2.383% 04/15/35	D.	01/31/2022	JP MORGAN CHASE		2,000,000	2,000,000	0	1.F FE
204429-AA-2	CIA CERVECERIAS UNIDAS SERIES 144A 3.350% 01/19/32	D.	01/13/2022	JP MORGAN CHASE		1,997,480	2,000,000	0	2.B FE
23636A-BC-4	DANSKE BANK A S SERIES 144A 4.298% 04/01/28	D.	03/28/2022	GOLDMAN SACHS & CO.		3,000,000	3,000,000	0	2.A FE
26245J-AU-2	DRYDEN SENIOR LOAN FUND SERIES 2019-80A CLASS CR 144A 2.200% 01/17/33	D.	01/21/2022	MORGAN STANLEY & CO. INC.		1,000,000	1,000,000	0	1.F FE
26248X-AE-4	DRYDEN SENIOR LOAN FUND SERIES 2022-97A CLASS C 144A 2.454% 04/20/35	D.	02/22/2022	NOMURA SECURITIES		4,000,000	4,000,000	0	1.F FE
28249N-AA-9	EIG PEARL HOLDINGS SARL SERIES 144A 3.545% 08/31/36	D.	01/13/2022	JP MORGAN CHASE		2,000,000	2,000,000	0	1.F FE
28249N-AB-7	EIG PEARL HOLDINGS SARL SERIES 144A 4.387% 11/30/46	D.	01/13/2022	JP MORGAN CHASE		4,000,000	4,000,000	0	1.F FE
36830B-AD-7	GC TREASURY CENTRE CO SERIES 144A 4.400% 03/30/32	D.	03/23/2022	STANDARD CHARTERED BANK		1,739,658	1,750,000	0	2.B FE
403950-AE-8	HGI CRE CLO LTD SERIES 2022-FL3 CLASS C 144A 3.050% 03/19/27	D.	03/24/2022	GOLDMAN SACHS & CO.		1,750,000	1,750,000	0	1.G FE
404280-CY-3	HSBC HOLDINGS PLC 2.871% 11/22/32	D.	02/25/2022	BANK OF AMERICA		4,692,600	5,000,000	39,476	1.G FE
478375-AL-2	JOHNSON CONTROLS INTL PL 4.625% 07/02/44	D.	03/03/2022	JP MORGAN CHASE		1,955,744	1,745,000	14,572	2.B FE

E04.6

STATEMENT AS OF MARCH 31, 2022 OF THE VOYA RETIREMENT INSURANCE AND ANNUITY COMPANY

SCHEDULE D - PART 3

Show All Long-Term Bonds and Stock Acquired During the Current Quarter

1	2	3	4	5	6	7	8	9	10
CUSIP Identification	Description	Foreign	Date Acquired	Name of Vendor	Number of Shares of Stock	Actual Cost	Par Value	Paid for Accrued Interest and Dividends	NAIC Designation, NAIC Designation Modifier and SVO Administrative Symbol
50201M-AU-7	LOM LTD PARTNERSHIP SERIES 29A CLASS CR 144A 2.439% 04/15/31	D.	02/09/2022	BANK OF AMERICA		1,990,800	2,000,000	3,255	1.F FE
53946P-AL-4	LOANCOPE 2018-CRE1 ISSUER LT SERIES 2022-CRE7 CLASS E 144A 3.800% 01/17/37	D.	02/15/2022	JP MORGAN CHASE		2,000,000	2,000,000		2.C FE
53946P-AN-0	LOANCOPE 2018-CRE1 ISSUER LT SERIES 2022-CRE7 CLASS C 144A 2.941% 01/17/37	D.	02/15/2022	JP MORGAN CHASE		1,000,000	1,000,000		1.G FE
55284J-AE-9	MF1 MULTIFAMILY HOUSING MORTG SERIES 2022-FLB CLASS B 144A 2.000% 02/19/37	D.	01/07/2022	CREDIT SUISSE FIRST BOSTON		1,750,000	1,750,000		1.D FE
55284J-AG-4	MF1 MULTIFAMILY HOUSING MORTG SERIES 2022-FLB CLASS C 144A 2.250% 02/19/37	D.	01/07/2022	CREDIT SUISSE FIRST BOSTON		1,945,000	1,945,000		1.G FE
55284J-AJ-8	MF1 MULTIFAMILY HOUSING MORTG SERIES 2022-FLB CLASS D 144A 2.700% 02/19/37	D.	01/07/2022	CREDIT SUISSE FIRST BOSTON		2,750,000	2,750,000		2.B FE
55284J-AL-3	MF1 MULTIFAMILY HOUSING MORTG SERIES 2022-FLB CLASS E 144A 3.200% 02/19/37	D.	01/07/2022	CREDIT SUISSE FIRST BOSTON		1,000,000	1,000,000		2.C FE
606822-BK-9	MIITSUBISHI UFJ FIN GPP 3.751% 07/18/39	D.	02/25/2022	BANK OF AMERICA		3,097,770	3,000,000	13,441	1.G FE
62954H-AK-4	NXP BV NXP FDG NXP USA SERIES 144A 3.125% 02/15/42	D.	01/12/2022	BANK OF AMERICA		6,807,150	7,000,000	26,736	2.B FE
64135D-AE-5	NEUBERGER BERMAN CLO LTD SERIES 2022-47A CLASS C 144A 2.298% 04/14/35	D.	01/21/2022	WACHOVIA		1,000,000	1,000,000		1.F FE
67092R-AO-1	OCP CLO LTD SERIES 2016-12A CLASS CR2 144A 3.021% 04/18/33	D.	02/24/2022	CREDIT SUISSE FIRST BOSTON		6,250,000	6,250,000		1.F FE
67402L-AJ-5	OAKTREE CLO LTD SERIES 2022-1A CLASS C 144A 3.406% 05/15/33	D.	03/18/2022	MORGAN STANLEY & CO. INC.		1,000,000	1,000,000		1.E FE
675930-AG-6	OCTAGON 59 LTD SERIES 2022-1A CLASS C 144A 0.000% 05/15/35	D.	03/18/2022	MORGAN STANLEY & CO. INC.		750,000	750,000		1.F FE
67614C-AG-5	OEC FINANCE LTD SERIES 144A 7.500% Perpet.	D.	03/14/2022	CORPORATE ACTIONS		0	98,728		6. FE
69689Q-AE-5	PALMER SQUARE CLO LTD SERIES 2022-1A CLASS C 144A 2.516% 04/20/35	D.	01/24/2022	BANK OF AMERICA		1,750,000	1,750,000		1.F FE
71643V-AB-1	PETROLEOS MEXICANOS 6.700% 02/16/32	D.	03/30/2022	Tax Free Exchange		3,435,843	3,426,000	66,312	3.C FE
74977R-DP-6	COOPERATIVE RABOBANK UA SERIES 144A 3.758% 04/06/33	D.	03/30/2022	MORGAN STANLEY & CO. INC.		4,000,000	4,000,000		1.G FE
759470-BB-2	RELIANCE INDUSTRIES LTD SERIES 144A 2.875% 01/12/32	D.	01/05/2022	HSBC SECURITIES USA INC.		3,990,320	4,000,000		2.B FE
759470-BD-8	RELIANCE INDUSTRIES LTD SERIES 144A 3.625% 01/12/32	D.	01/05/2022	HSBC SECURITIES USA INC.		3,451,420	3,500,000		2.B FE
78485K-AG-0	STARWOOD COMMERCIAL MORTGAGE S SERIES 2022-FL3 CLASS B 144A 2.000% 11/15/38	D.	01/20/2022	WACHOVIA		2,500,000	2,500,000		1.D FE
78485K-AJ-4	STARWOOD COMMERCIAL MORTGAGE S SERIES 2022-FL3 CLASS C 144A 2.250% 11/15/38	D.	01/20/2022	WACHOVIA		3,000,000	3,000,000		1.G FE
822582-CK-6	SHELL INTERNATIONAL FIN 2.875% 11/26/41	D.	02/25/2022	Various		5,051,245	5,500,000	37,335	1.D FE
853254-OH-1	STANDARD CHARTERED PLC SERIES 144A 3.603% 01/12/33	D.	01/05/2022	STANDARD CHARTERED BANK		6,000,000	6,000,000		2.B FE
86562M-CQ-1	SUMITOMO MITSUI FINL GRP 3.050% 01/14/42	D.	01/05/2022	SNBC NIKKO SECURITIES AMERICA		5,500,000	5,500,000		1.G FE
870674-AA-6	SWEIHAN PV POWER CO PJSC SERIES 144A 3.625% 01/31/49	D.	01/13/2022	CITI GROUP		3,000,000	3,000,000		2.A FE
87168Y-AG-5	SYMPHONY CLO LTD SERIES 2022-31A CLASS C 144A 2.459% 04/22/35	D.	02/09/2022	BANK OF AMERICA		1,000,000	1,000,000		1.F FE
874060-AZ-9	TAKEDA PHARMACEUTICAL 3.175% 07/09/50	D.	02/10/2022	MORGAN STANLEY & CO. INC.		1,807,520	2,000,000	6,174	2.B FE
89153V-AK-7	TOTAL CAPITAL INTL SA 2.986% 06/29/41	D.	01/04/2022	CITI GROUP		5,442,195	5,500,000	3,193	1.E FE
902613-AL-2	UBS GROUP AG SERIES 144A 3.179% 02/11/43	D.	01/04/2022	UBS		11,000,000	11,000,000		1.G FE
97314E-AG-1	WIND RIVER CLO LTD SERIES 2019-2A CLASS CR 144A 2.466% 01/15/35	D.	02/04/2022	BANK OF AMERICA		5,000,000	5,000,000		1.F FE
B1N1RT-AQ-2	ISRAEL ELECTRIC CORP LTD 3.750% 02/22/32	D.	02/15/2022	BARCLAYS CAPITAL		2,990,580	3,000,000		2.B Z
G2890*-AN-2	ED&F MAN JR FINCO LTD 0.100% 09/30/28	D.	03/31/2022	Taxable Exchange		9,643,244	53,573,578		5.B FE
N7663*-AD-0	SABATON VENTURES BIDCO BV 2.663% 03/22/32	B.	03/22/2022	PRIVATE DIRECT		13,259,400	13,259,400		2.C FE
Q2600*-AB-6	COATES GROUP HOLDINGS PTY LTD 3.120% 01/12/32	C.	01/12/2022	PRIVATE DIRECT		3,800,000	3,800,000		2.C PL
Q2600*-AC-4	COATES GROUP HOLDINGS PTY LTD 3.270% 01/12/34	C.	01/12/2022	PRIVATE DIRECT		3,800,000	3,800,000		2.C PL
Q3647*-AC-5	EVOLUTION MINING LTD 3.060% 02/14/31	D.	02/14/2022	PRIVATE DIRECT		3,800,000	3,800,000		2.C PL
Q3974*-AA-4	GIP TITANIUM FINCO PTY LTD 2.800% 03/31/36	D.	02/01/2022	PRIVATE DIRECT		10,500,000	10,500,000		2.B PL
Q7397*-AU-8	VISY GNG 5.420% 07/13/23	D.	03/31/2022	Taxable Exchange		8,100,000	8,100,000	21,951	2.B PL
Q8059*-AA-1	REGISTRY FINANCE PTY LTD 2.800% 03/15/37	D.	03/15/2022	PRIVATE DIRECT		3,800,000	3,800,000		1.F PL
V5000*-AA-3	FIRST OMEGA SHIPPING INC SPV 3.480% 03/30/31	D.	03/30/2022	PRIVATE DIRECT		3,700,000	3,700,000		2.B Z
1109999999 Subtotal - Bonds - Industrial and Miscellaneous (Unaffiliated)						1,118,205,404	1,126,155,542	4,524,602	XXX
92556H-AE-7	PARAMOUNT GLOBAL 6.375% 03/30/62	D.	03/24/2022	BANK OF AMERICA		3,875,000	3,875,000		3.A FE
06368D-H7-2	BANK OF MONTREAL 3.088% 01/10/37	A.	02/28/2022	RBC CAPITAL MARKETS		7,883,370	8,250,000	36,799	2.A FE
89356B-AG-3	TRANSCANADA TRUST HYB 5.600% 03/07/82	A.	03/02/2022	DEUTSCHE BANK AG		2,500,000	2,500,000		2.C FE
05565A-B2-8	BNP PARIBAS SERIES 144A HYB 4.625% Perpet.	D.	01/05/2022	BNP PARIBAS SECURITIES CORP		5,000,000	5,000,000		2.C FE
632525-BB-6	NATIONAL AUSTRALIA BANK SERIES 144A 3.347% 01/12/37	D.	01/04/2022	CITI GROUP		8,000,000	8,000,000		2.A FE
86562M-CK-4	SUMITOMO MITSUI FINL GRP 2.930% 09/17/41	D.	02/25/2022	BANK OF AMERICA		2,673,270	3,000,000	40,043	2.A FE
98420E-AD-7	XLIT LTD 5.500% 03/31/45	D.	02/04/2022	STIFEL NICOLAUS & CO		3,785,730	3,000,000	58,667	2.A FE
1309999999 Subtotal - Bonds - Hybrid Securities						33,717,370	33,625,000	135,509	XXX
03085*-AA-0	AMERITEX PIPE & PRODUCTS LLC TERM LOAN 11/03/24		03/07/2022	PRIVATE DIRECT		521,923	521,923		2.A PL
03085*-AC-6	AMERITEX PIPE & PRODUCTS LLC TERM LOAN 11/03/24		03/29/2022	PRIVATE DIRECT		9,333,333	9,333,333		2.A PL
05518P-AC-2	BAYMARK HEALTH SERVICES DELAYED DRAW TERM LOAN 06/11/27		03/04/2022	PRIVATE DIRECT		1,928,411	1,928,411		3.A PL
55317K-AB-3	CLOVES INC TERM LOAN 02/17/28		02/17/2022	PRIVATE DIRECT		2,468,750	2,500,000		3.A FE
55317K-AC-1	CLOVES INC TERM LOAN 02/17/28		02/17/2022	PRIVATE DIRECT		468,750	500,000		3.A FE
B1N174-TG-1	PROFESSIONAL PHYSICAL THERAPY TERM LOAN 12/16/22		01/01/2022	Interest Capitalization		8,856	8,856		5.B GI
G7068*-AP-8	PENDRAGON PLC TERM LOAN 03/18/27	B.	03/18/2022	PRIVATE DIRECT		28,314,425	28,314,425		3.C Z

E04.7

STATEMENT AS OF MARCH 31, 2022 OF THE VOYA RETIREMENT INSURANCE AND ANNUITY COMPANY

SCHEDULE D - PART 3

Show All Long-Term Bonds and Stock Acquired During the Current Quarter

1 CUSIP Identification	2 Description	3 Foreign	4 Date Acquired	5 Name of Vendor	6 Number of Shares of Stock	7 Actual Cost	8 Par Value	9 Paid for Accrued Interest and Dividends	10 NAIC Designation, NAIC Designation Modifier and SVO Admini- strative Symbol
1909999999	Subtotal - Bonds - Unaffiliated Bank Loans					43,044,448	43,106,948	0	XXX
05472F-AM-2	MOLKEREI ALOIS MUELLER GMBH & 2.420% 02/23/27	D	02/23/2022	PRIVATE DIRECT		700,000	700,000	0	2.B Z
2019999999	Subtotal - Bonds - Unaffiliated Certificates of Deposit					700,000	700,000	0	XXX
2509999997	Total - Bonds - Part 3					1,611,101,068	1,505,302,309	6,387,730	XXX
2509999998	Total - Bonds - Part 5					XXX	XXX	XXX	XXX
2509999999	Total - Bonds					1,611,101,068	1,505,302,309	6,387,730	XXX
4509999997	Total - Preferred Stocks - Part 3					0	XXX	0	XXX
4509999998	Total - Preferred Stocks - Part 5					XXX	XXX	XXX	XXX
4509999999	Total - Preferred Stocks					0	XXX	0	XXX
5989999997	Total - Common Stocks - Part 3					0	XXX	0	XXX
5989999998	Total - Common Stocks - Part 5					XXX	XXX	XXX	XXX
5989999999	Total - Common Stocks					0	XXX	0	XXX
5999999999	Total - Preferred and Common Stocks					0	XXX	0	XXX
6009999999	Totals					1,611,101,068	XXX	6,387,730	XXX

STATEMENT AS OF MARCH 31, 2022 OF THE VOYA RETIREMENT INSURANCE AND ANNUITY COMPANY

SCHEDULE D - PART 4

Show All Long-Term Bonds and Stock Sold, Redeemed or Otherwise Disposed of During the Current Quarter

1	2	3	4	5	6	7	8	9	10	Change In Book/Adjusted Carrying Value					16	17	18	19	20	21	22
										11	12	13	14	15							
CUSIP Identification	Description	For- eign	Disposal Date	Name of Purchaser	Number of Shares of Stock	Consid- eration	Par Value	Actual Cost	Prior Year Book/ Adjusted Carrying Value	Unrealized Valuation Increase/ (Decrease)	Current Year's (Amor- tization)/ Accretion	Current Year's Other Than Temporary Impairment Recogn- ized	Total Change in Book/ Adjusted Carrying Value (11 + 12 - 13)	Total Foreign Exchange Change in Book /Adjusted Carrying Value	Book/ Adjusted Carrying Value at Disposal Date	Foreign Exchange Gain (Loss) on Disposal	Realized Gain (Loss) on Disposal	Total Gain (Loss) on Disposal	Bond Interest/ Stock Dividends Received During Year	Stated Con- tractual Maturity Date	NAIC Desig- nation, NAIC Desig- nation Modifier and SVO Admini- strative Symbol
36176L-GJ-8	GNMA 11 POOL 769101 4.000% 07/20/41		03/01/2022	Paydown		35,157	35,157	37,266	37,266	0	(2,109)	0	(2,109)	0	35,157	0	0	0	239	07/20/2041	1.A
36202D-KL-4	GNMA 11 POOL 002999 7.500% 11/20/30		03/01/2022	Paydown		2,121	2,121	2,123	2,123	0	(2)	0	(2)	0	2,121	0	0	0	26	11/20/2030	1.A
36202F-HX-7	GNMA 11 POOL 004746 4.500% 07/20/40		03/01/2022	Paydown		93,159	93,159	97,599	97,599	0	(4,440)	0	(4,440)	0	93,159	0	0	0	681	07/20/2040	1.A
36202F-UF-1	GNMA 11 POOL 005082 4.500% 06/20/41		03/01/2022	Paydown		30,761	30,761	32,779	32,779	0	(2,019)	0	(2,019)	0	30,761	0	0	0	213	06/20/2041	1.A
36202F-V9-4	GNMA 11 POOL 005140 4.500% 08/20/41		03/01/2022	Paydown		89,568	89,568	96,734	96,734	0	(7,165)	0	(7,165)	0	89,568	0	0	0	659	08/20/2041	1.A
36202F-X9-2	GNMA 11 POOL 005204 4.500% 10/20/41		03/01/2022	Paydown		35,578	35,578	37,913	37,913	0	(2,335)	0	(2,335)	0	35,578	0	0	0	262	10/20/2041	1.A
36297F-K6-8	GNMA POOL 710517 5.000% 12/15/39		03/01/2022	Paydown		5,867	5,867	6,128	6,084	0	(216)	0	(216)	0	5,867	0	0	0	49	12/15/2039	1.A
36297F-KW-1	GNMA POOL 710509 5.000% 12/15/39		03/01/2022	Paydown		7,688	7,688	8,029	7,920	0	(233)	0	(233)	0	7,688	0	0	0	64	12/15/2039	1.A
38373Q-NX-5	GOVERNMENT NATIONAL MORTGAGE SERIES 2003-41 CLASS S 7.269% 02/17/33		03/17/2022	Paydown		0	0	811	811	0	(811)	0	(811)	0	0	0	0	0	226	02/17/2033	1.A
38373Q-S2-8	GOVERNMENT NATIONAL MORTGAGE SERIES 2003-52 CLASS S 7.169% 06/16/33		03/16/2022	Paydown		0	0	622	622	0	(622)	0	(622)	0	0	0	0	0	216	06/16/2033	1.A
38373S-3R-6	GOVERNMENT NATIONAL MORTGAGE SERIES 2003-26 CLASS SX 11.915% 04/16/33		03/16/2022	Paydown		9,026	9,026	8,365	8,365	0	661	0	661	0	9,026	0	0	0	192	04/16/2033	1.A
38373S-3Y-1	GOVERNMENT NATIONAL MORTGAGE SERIES 2003-26 CLASS SY 6.619% 04/16/33		03/16/2022	Paydown		0	0	1,367	1,367	0	(1,367)	0	(1,367)	0	0	0	0	0	1,078	04/16/2033	1.A
38373V-NT-3	GOVERNMENT NATIONAL MORTGAGE SERIES 2002-63 CLASS SF 5.849% 09/16/32		03/16/2022	Paydown		0	0	8,445	8,445	0	(8,445)	0	(8,445)	0	0	0	0	0	1,640	09/16/2032	1.A
38373Y-2P-8	GOVERNMENT NATIONAL MORTGAGE A SERIES 2003-7 CLASS SB 8.369% 01/16/33		03/16/2022	Paydown		0	0	475	475	0	(475)	0	(475)	0	0	0	0	0	101	01/16/2033	1.A
38373Y-KV-5	GOVERNMENT NATIONAL MORTGAGE A SERIES 2002-92 CLASS ES 7.151% 02/20/29		03/20/2022	Paydown		0	0	2,921	2,921	0	(2,921)	0	(2,921)	0	0	0	0	0	288	02/20/2029	1.A
38373Y-KX-1	GOVERNMENT NATIONAL MORTGAGE A SERIES 2002-92 CLASS SE 7.751% 02/20/29		03/20/2022	Paydown		0	0	1,036	1,036	0	(1,036)	0	(1,036)	0	0	0	0	0	100	02/20/2029	1.A
38374B-7B-3	GOVERNMENT NATIONAL MORTGAGE SERIES 2003-80 CLASS SA 6.169% 09/16/33		03/16/2022	Paydown		0	0	2,268	2,268	0	(2,268)	0	(2,268)	0	0	0	0	0	211	09/16/2033	1.A
38374B-ZG-1	GOVERNMENT NATIONAL MORTGAGE SERIES 2003-69 CLASS SG 6.169% 12/16/29		03/16/2022	Paydown		0	0	149,436	149,436	0	(149,436)	0	(149,436)	0	0	0	0	0	23,416	12/16/2029	1.A
38374C-4M-0	GOVERNMENT NATIONAL MORTGAGE SREIES 2003-85 CLASS GC 11.155% 05/17/33		03/17/2022	Paydown		61,168	61,168	46,057	46,057	0	15,111	0	15,111	0	61,168	0	0	0	992	05/17/2033	1.A
38374C-H6-1	GOVERNMENT NATIONAL MORTGAGE SERIES 2003-86 CLASS SH 6.119% 10/16/33		03/16/2022	Paydown		0	0	14,110	14,110	0	(14,110)	0	(14,110)	0	0	0	0	0	1,748	10/16/2033	1.A
38374D-BJ-7	GOVERNMENT NATIONAL MORTGAGE A SERIES 2006-34 CLASS PO 0.000% 07/20/36		03/01/2022	Paydown		839	839	710	706	0	134	0	134	0	839	0	0	0	0	07/20/2036	1.A
38374D-BK-4	GOVERNMENT NATIONAL MORTGAGE A SERIES 2006-34 CLASS PS 6.141% 07/20/36		03/20/2022	Paydown		0	0	6,292	6,292	0	(6,292)	0	(6,292)	0	0	0	0	0	480	07/20/2036	1.A
38374F-5Y-6	GOVERNMENT NATIONAL MORTGAGE A SERIES 2004-26 CLASS GS 6.119% 07/17/33		03/17/2022	Paydown		0	0	1,367	1,367	0	(1,367)	0	(1,367)	0	0	0	0	0	637	07/17/2033	1.A
38374F-GF-5	GOVERNMENT NATIONAL MORTGAGE SERIES 2004-8 CLASS SI 6.703% 11/26/23		03/26/2022	Paydown		0	0	1,781	1,781	0	(1,781)	0	(1,781)	0	0	0	0	0	604	11/26/2023	1.A
38374F-S7-0	GOVERNMENT NATIONAL MORTGAGE A SERIES 2004-18 CLASS S 80.203% 03/16/34		03/16/2022	Paydown		4,703	4,703	12,522	12,522	0	(7,820)	0	(7,820)	0	4,703	0	0	0	714	03/16/2034	1.A
38374G-6K-3	GOVERNMENT NATIONAL MORTGAGE SERIES 2004-46 CLASS SD 6.689% 06/16/34		03/16/2022	Paydown		0	0	2,181	2,181	0	(2,181)	0	(2,181)	0	0	0	0	0	218	06/16/2034	1.A
38374G-M9-0	GOVERNMENT NATIONAL MORTGAGE SERIES 2004-34 CLASS SN 13.503% 02/20/34		03/20/2022	Paydown		26,152	26,152	12,767	12,767	0	13,385	0	13,385	0	26,152	0	0	0	590	02/20/2034	1.A
38374G-SJ-2	GOVERNMENT NATIONAL MORTGAGE SERIES 2004-37 CLASS PO 0.000% 04/20/34		03/01/2022	Paydown		57,077	57,077	50,453	50,453	0	6,625	0	6,625	0	57,077	0	0	0	0	04/20/2034	1.A
38374G-XG-2	GOVERNMENT NATIONAL MORTGAGE SERIES 2004-39 CLASS QD 22.278% 05/16/34		03/16/2022	Paydown		5,002	5,002	2,270	2,270	0	2,732	0	2,732	0	5,002	0	0	0	137	05/16/2034	1.A
38374G-XQ-0	GOVERNMENT NATIONAL MORTGAGE SERIES 2004 32 CLASS S 6.819% 11/16/31		03/16/2022	Paydown		0	0	5,542	5,542	0	(5,542)	0	(5,542)	0	0	0	0	0	844	11/16/2031	1.A
38374H-RU-6	GOVERNMENT NATIONAL MORTGAGE SERIES 2004-63 CLASS SB 15.549% 08/16/34		03/16/2022	Paydown		7,007	7,007	4,453	4,453	0	2,554	0	2,554	0	7,007	0	0	0	190	08/16/2034	1.A

E05

STATEMENT AS OF MARCH 31, 2022 OF THE VOYA RETIREMENT INSURANCE AND ANNUITY COMPANY

SCHEDULE D - PART 4

Show All Long-Term Bonds and Stock Sold, Redeemed or Otherwise Disposed of During the Current Quarter

1	2	3	4	5	6	7	8	9	10	Change In Book/Adjusted Carrying Value					16	17	18	19	20	21	22
										11	12	13	14	15							
CUSIP Identification	Description	For-foreign	Disposal Date	Name of Purchaser	Number of Shares of Stock	Consideration	Par Value	Actual Cost	Prior Year Book/Adjusted Carrying Value	Unrealized Valuation Increase/(Decrease)	Current Year's (Amortization)/Accretion	Current Year's Other Than Temporary Impairment Recognized	Total Change in Book/Adjusted Carrying Value (11 + 12 - 13)	Total Foreign Exchange Change in Book /Adjusted Carrying Value	Book/Adjusted Carrying Value at Disposal Date	Foreign Exchange Gain (Loss) on Disposal	Realized Gain (Loss) on Disposal	Total Gain (Loss) on Disposal	Bond Interest/Stock Dividends Received During Year	Stated Contractual Maturity Date	NAIC Designation, NAIC Designation Modifier and SVO Administrative Symbol
38374J-KT-2	GOVERNMENT NATIONAL MORTGAGE SERIES 2004-89 CLASS US 7.500% 10/20/34		03/20/2022	Paydown		11,873	11,873	13,676	13,676	0	(1,803)	0	(1,803)	0	11,873	0	0	0	150	10/20/2034	1.A
38374K-WW-9	GOVERNMENT NATIONAL MORTGAGE SERIES 2005-16 CLASS SA 6.301% 02/20/35		03/20/2022	Paydown		0	0	8,046	8,046	0	(8,046)	0	(8,046)	0	0	0	0	0	582	02/20/2035	1.A
38374L-4E-8	GOVERNMENT NATIONAL MORTGAGE SERIES 2005-68 CLASS SH 15.396% 06/17/35		03/17/2022	Paydown		17,245	17,245	16,966	16,966	0	279	0	279	0	17,245	0	0	0	443	06/17/2035	1.A
38374M-6J-3	GOVERNMENT NATIONAL MORTGAGE SERIES 2006-21 CLASS CS 31.975% 05/20/36		03/20/2022	Paydown		48,793	48,793	43,123	43,123	0	5,670	0	5,670	0	48,793	0	0	0	2,759	05/20/2036	1.A
38374N-SL-2	GOVERNMENT NATIONAL MORTGAGE SERIES 2006-50 CLASS JC 5.000% 06/20/36		03/01/2022	Paydown		65,770	65,770	69,007	69,007	0	(3,237)	0	(3,237)	0	65,770	0	0	0	506	06/20/2036	1.A
38374T-5Z-3	GOVERNMENT NATIONAL MORTGAGE A SERIES 2009-47 CLASS K1 5.500% 06/16/39		03/01/2022	Paydown		0	0	3,613	3,613	0	(3,613)	0	(3,613)	0	0	0	0	0	138	06/16/2039	1.A
38374T-KL-7	GOVERNMENT NATIONAL MORTGAGE A SERIES 2009-15 CLASS SM 5.511% 03/20/39		03/20/2022	Paydown		0	0	10,552	10,552	0	(10,552)	0	(10,552)	0	0	0	0	0	804	03/20/2039	1.A
38374V-LM-9	GOVERNMENT NATIONAL MORTGAGE A SERIES 2009-56 CLASS NS 4.651% 07/20/39		03/20/2022	Paydown		0	0	27,558	27,558	0	(27,558)	0	(27,558)	0	0	0	0	0	2,339	07/20/2039	1.A
38374V-Y7-8	GOVERNMENT NATIONAL MORTGAGE A SERIES 2009-50 CLASS PS 5.751% 06/20/39		03/20/2022	Paydown		0	0	6,734	6,734	0	(6,734)	0	(6,734)	0	0	0	0	0	1,238	06/20/2039	1.A
38374V-ZT-9	GOVERNMENT NATIONAL MORTGAGE A SERIES 2009-54 CLASS US 5.869% 04/16/39		03/16/2022	Paydown		0	0	2,529	2,529	0	(2,529)	0	(2,529)	0	0	0	0	0	586	04/16/2039	1.A
38374X-EE-1	GOVERNMENT NATIONAL MORTGAGE SERIES 2009-16 CLASS SK 6.931% 01/20/37		03/20/2022	Paydown		0	0	24,067	24,067	0	(24,067)	0	(24,067)	0	0	0	0	0	1,580	01/20/2037	1.A
38375B-4H-2	GOVERNMENT NATIONAL MORTGAGE SERIES 2013-H15 CLASS C1 1.652% 07/20/63		03/01/2022	Paydown		0	0	15,884	15,884	0	(15,884)	0	(15,884)	0	0	0	0	0	1,677	07/20/2063	1.A
38375B-5Z-1	GOVERNMENT NATIONAL MORTGAGE SERIES 2013-H19 CLASS G1 1.457% 08/20/63		03/01/2022	Paydown		0	0	44,174	44,174	0	(44,174)	0	(44,174)	0	0	0	0	0	6,502	08/20/2063	1.A
38375B-ES-7	GOVERNMENT NATIONAL MORTGAGE SERIES 2010-H18 CLASS IF 1.407% 09/20/60		03/01/2022	Paydown		0	0	15,308	15,308	0	(15,308)	0	(15,308)	0	0	0	0	0	1,354	09/20/2060	1.A
38375B-GQ-9	GOVERNMENT NATIONAL MORTGAGE SERIES 2010-H24 CLASS F1 1.495% 10/20/60		03/01/2022	Paydown		0	0	30,851	30,851	0	(30,851)	0	(30,851)	0	0	0	0	0	1,857	10/20/2060	1.A
38375B-JL-7	GOVERNMENT NATIONAL MORTGAGE SERIES 2010-H27 CLASS F1 1.322% 12/20/60		03/01/2022	Paydown		0	0	9,847	9,847	0	(9,847)	0	(9,847)	0	0	0	0	0	603	12/20/2060	1.A
38375B-LV-2	GOVERNMENT NATIONAL MORTGAGE SERIES 2011-H13 CLASS A1 1.648% 04/20/61		03/01/2022	Paydown		0	0	24,991	24,991	0	(24,991)	0	(24,991)	0	0	0	0	0	1,516	04/20/2061	1.A
38375B-MH-2	GOVERNMENT NATIONAL MORTGAGE SERIES 2011-H16 CLASS F1 1.029% 07/20/61		03/01/2022	Paydown		0	0	14,707	14,707	0	(14,707)	0	(14,707)	0	0	0	0	0	639	07/20/2061	1.A
38375B-RA-2	GOVERNMENT NATIONAL MORTGAGE SERIES 2012-H10 CLASS A1 1.182% 12/20/61		03/01/2022	Paydown		0	0	102,542	102,542	0	(102,542)	0	(102,542)	0	0	0	0	0	7,321	12/20/2061	1.A
38375B-RK-0	GOVERNMENT NATIONAL MORTGAGE SERIES 2012-H09 CLASS IC 0.996% 03/20/62		03/01/2022	Paydown		0	0	29,167	29,167	0	(29,167)	0	(29,167)	0	0	0	0	0	1,531	03/20/2062	1.A
38375B-SL-7	GOVERNMENT NATIONAL MORTGAGE SERIES 2012-H11 CLASS F1 1.197% 02/20/62		03/01/2022	Paydown		0	0	84,602	84,602	0	(84,602)	0	(84,602)	0	0	0	0	0	6,049	02/20/2062	1.A
38375B-X7-2	GOVERNMENT NATIONAL MORTGAGE SERIES 2013-H10 CLASS X1 2.440% 04/20/63		03/01/2022	Paydown		0	0	0	0	0	0	0	0	0	0	0	0	0	2,291	04/20/2063	1.A
38375B-YR-7	GOVERNMENT NATIONAL MORTGAGE SERIES 2012-H26 CLASS MI 4.236% 07/20/62		03/01/2022	Paydown		0	0	7	7	0	(7)	0	(7)	0	0	0	0	0	9	07/20/2062	1.A
38375B-ZX-3	GOVERNMENT NATIONAL MORTGAGE SERIES 2012-H29 CLASS C1 1.395% 02/20/62		03/01/2022	Paydown		0	0	11,374	11,374	0	(11,374)	0	(11,374)	0	0	0	0	0	823	02/20/2062	1.A
38375J-EM-3	GOVERNMENT NATIONAL MORTGAGE SERIES 2007-1 CLASS S 5.751% 01/20/37		03/20/2022	Paydown		0	0	8,722	8,722	0	(8,722)	0	(8,722)	0	0	0	0	0	963	01/20/2037	1.A
38375J-MP-7	GOVERNMENT NATIONAL MORTGAGE SERIES 2007-9 CLASS A1 6.069% 03/16/37		03/16/2022	Paydown		0	0	4,363	4,363	0	(4,363)	0	(4,363)	0	0	0	0	0	836	03/16/2037	1.A
38375J-MY-8	GOVERNMENT NATIONAL MORTGAGE SERIES 2007-9 CLASS DO 0.001% 03/20/37		03/01/2022	Paydown		2,673	2,673	2,305	2,305	0	368	0	368	0	2,673	0	0	0	0	03/20/2037	1.A

STATEMENT AS OF MARCH 31, 2022 OF THE VOYA RETIREMENT INSURANCE AND ANNUITY COMPANY

SCHEDULE D - PART 4

Show All Long-Term Bonds and Stock Sold, Redeemed or Otherwise Disposed of During the Current Quarter

1	2	3	4	5	6	7	8	9	10	Change In Book/Adjusted Carrying Value					16	17	18	19	20	21	22
										11	12	13	14	15							
CUSIP Identification	Description	For- eign	Disposal Date	Name of Purchaser	Number of Shares of Stock	Consid- eration	Par Value	Actual Cost	Prior Year Book/ Adjusted Carrying Value	Unrealized Valuation Increase/ (Decrease)	Current Year's (Amor- tization)/ Accretion	Current Year's Other Than Temporary Impairment Recogn- ized	Total Change in Book/ Adjusted Carrying Value (11 + 12 - 13)	Total Foreign Exchange Change in Book /Adjusted Carrying Value	Book/ Adjusted Carrying Value at Disposal Date	Foreign Exchange Gain (Loss) on Disposal	Realized Gain (Loss) on Disposal	Total Gain (Loss) on Disposal	Bond Interest/ Stock Dividends Received During Year	Stated Con- tractual Maturity Date	NAIC Desig- nation, NAIC Desig- nation Modifier and SVO Admini- strative Symbol
38375J-RP-2	GOVERNMENT NATIONAL MORTGAGE SERIES 2007-8 CLASS SJ 6.351% 03/20/37		03/20/2022	Paydown		0	0	15,572	15,572	0	(15,572)	0	(15,572)	0	0	0	0	0	917	03/20/2037	1.A
38375J-TE-5	GOVERNMENT NATIONAL MORTGAGE SERIES 2007-17 CLASS JO 0.000% 04/16/37		03/16/2022	Paydown		3,875	3,875	3,135	3,135	0	741	0	741	0	3,875	0	0	0	0	04/16/2037	1.A
38375J-UP-8	GOVERNMENT NATIONAL MORTGAGE SERIES 2007-19 CLASS SJ 5.751% 04/20/37		03/20/2022	Paydown		0	0	4,688	4,688	0	(4,688)	0	(4,688)	0	0	0	0	0	651	04/20/2037	1.A
38375K-AQ-5	GOVERNMENT NATIONAL MORTGAGE SERIES 2007-26 CLASS SA 6.351% 05/20/37		03/20/2022	Paydown		0	0	28,672	28,672	0	(28,672)	0	(28,672)	0	0	0	0	0	2,105	05/20/2037	1.A
38375L-EF-3	GOVERNMENT NATIONAL MORTGAGE SERIES 2007-53 CLASS SY 6.286% 09/20/37		03/20/2022	Paydown		0	0	13,535	13,535	0	(13,535)	0	(13,535)	0	0	0	0	0	723	09/20/2037	1.A
38375L-SY-7	GOVERNMENT NATIONAL MORTGAGE SERIES 2007-60 CLASS QO 0.000% 10/20/37		03/01/2022	Paydown		3,956	3,956	3,484	3,484	0	471	0	471	0	3,956	0	0	0	0	10/20/2037	1.A
38375L-Y7-9	GOVERNMENT NATIONAL MORTGAGE SERIES 2007-66 CLASS SG 6.096% 11/20/37		03/20/2022	Paydown		0	0	16,833	16,833	0	(16,833)	0	(16,833)	0	0	0	0	0	1,910	11/20/2037	1.A
38375P-KL-4	GOVERNMENT NATIONAL MORTGAGE SERIES 2008-9 CLASS SC 6.051% 02/20/38		03/20/2022	Paydown		0	0	2,518	2,518	0	(2,518)	0	(2,518)	0	0	0	0	0	398	02/20/2038	1.A
38375P-O9-5	GOVERNMENT NATIONAL MORTGAGE SERIES 2008-7 CLASS SK 18.604% 11/20/37		03/20/2022	Paydown		5,742	5,742	5,047	5,047	0	695	0	695	0	5,742	0	0	0	190	11/20/2037	1.A
38375P-XS-5	GOVERNMENT NATIONAL MORTGAGE SERIES 2008-11 CLASS SB 5.951% 02/20/38		03/20/2022	Paydown		0	0	3,055	3,055	0	(3,055)	0	(3,055)	0	0	0	0	0	409	02/20/2038	1.A
38375P-YP-0	GOVERNMENT NATIONAL MORTGAGE SERIES 2008-10 CLASS SP 6.101% 01/20/38		03/20/2022	Paydown		0	0	841	841	0	(841)	0	(841)	0	0	0	0	0	302	01/20/2038	1.A
38375Q-3R-8	GOVERNMENT NATIONAL MORTGAGE SERIES 2008-53 CLASS NTS 6.021% 05/20/38		03/20/2022	Paydown		0	0	9,203	9,203	0	(9,203)	0	(9,203)	0	0	0	0	0	1,302	05/20/2038	1.A
38375Q-GJ-2	GOVERNMENT NATIONAL MORTGAGE SERIES 2008-38 CLASS SA 5.896% 05/20/38		03/20/2022	Paydown		0	0	15,419	15,419	0	(15,419)	0	(15,419)	0	0	0	0	0	1,078	05/20/2038	1.A
38375Q-JY-6	GOVERNMENT NATIONAL MORTGAGE SERIES 2008-42 CLASS QB 5.500% 05/20/38		03/01/2022	Paydown	46,051	46,051	50,918	50,918	50,918	0	(4,867)	0	(4,867)	0	46,051	0	0	0	418	05/20/2038	1.A
38375Q-KH-1	GOVERNMENT NATIONAL MORTGAGE SERIES 2008-44 CLASS SA 5.951% 05/20/38		03/20/2022	Paydown		0	0	19,921	19,921	0	(19,921)	0	(19,921)	0	0	0	0	0	1,226	05/20/2038	1.A
38375U-7J-3	GOVERNMENT NATIONAL MORTGAGE SERIES 2018-H02 CLASS IO 2.185% 01/20/68		03/01/2022	Paydown		0	0	297,589	297,589	0	(297,589)	0	(297,589)	0	0	0	0	0	14,794	01/20/2068	1.A
38375U-7K-0	GOVERNMENT NATIONAL MORTGAGE SERIES 2018-H02 CLASS IM 2.032% 02/20/68		03/01/2022	Paydown		0	0	164,363	164,363	0	(164,363)	0	(164,363)	0	0	0	0	0	7,671	02/20/2068	1.A
38375U-BN-9	GOVERNMENT NATIONAL MORTGAGE SERIES 2013-H24 CLASS AI 1.398% 09/20/63		03/01/2022	Paydown		0	0	24,937	24,937	0	(24,937)	0	(24,937)	0	0	0	0	0	2,222	09/20/2063	1.A
38375U-ER-7	GOVERNMENT NATIONAL MORTGAGE SERIES 2014-H06 CLASS BI 1.452% 02/20/64		03/01/2022	Paydown		0	0	4,926	4,926	0	(4,926)	0	(4,926)	0	0	0	0	0	346	02/20/2064	1.A
38375U-EU-0	GOVERNMENT NATIONAL MORTGAGE SERIES 2014-H06 CLASS TR 1.379% 03/20/64		03/01/2022	Paydown		0	0	11,495	11,495	0	(11,495)	0	(11,495)	0	0	0	0	0	909	03/20/2064	1.A
38375U-FU-9	GOVERNMENT NATIONAL MORTGAGE SERIES 2014-H09 CLASS AI 1.400% 01/20/64		03/01/2022	Paydown		0	0	19,836	19,836	0	(19,836)	0	(19,836)	0	0	0	0	0	2,056	01/20/2064	1.A
38375U-JH-1	GOVERNMENT NATIONAL MORTGAGE A SERIES 2014-H12 CLASS HI 1.929% 06/20/64		03/01/2022	Paydown		0	0	25,241	25,241	0	(25,241)	0	(25,241)	0	0	0	0	0	4,298	06/20/2064	1.A
38375U-KB-5	GOVERNMENT NATIONAL MORTGAGE SERIES 2014-H11 CLASS GI 1.491% 06/20/64		03/01/2022	Paydown		0	0	5,136	5,136	0	(5,136)	0	(5,136)	0	0	0	0	0	262	06/20/2064	1.A
38375U-LB-4	GOVERNMENT NATIONAL MORTGAGE SERIES 2014-H13 CLASS BI 1.520% 05/20/64		03/01/2022	Paydown		0	0	25,999	25,999	0	(25,999)	0	(25,999)	0	0	0	0	0	2,109	05/20/2064	1.A
38375U-S8-4	GOVERNMENT NATIONAL MORTGAGE SERIES 2017-H23 CLASS KI 1.671% 11/20/67		03/01/2022	Paydown		0	0	62,803	62,803	0	(62,803)	0	(62,803)	0	0	0	0	0	3,597	11/20/2067	1.A
38375U-SH-4	GOVERNMENT NATIONAL MORTGAGE A SERIES 2014-H22 CLASS JI 1.369% 11/20/64		03/01/2022	Paydown		0	0	63,738	63,738	0	(63,738)	0	(63,738)	0	0	0	0	0	4,711	11/20/2064	1.A
38375U-VZ-0	GOVERNMENT NATIONAL MORTGAGE SERIES 2015-H09 CLASS B1 1.674% 03/20/65		03/01/2022	Paydown		0	0	1,869	1,869	0	(1,869)	0	(1,869)	0	0	0	0	0	100	03/20/2065	1.A

E05.2

STATEMENT AS OF MARCH 31, 2022 OF THE VOYA RETIREMENT INSURANCE AND ANNUITY COMPANY

SCHEDULE D - PART 4

Show All Long-Term Bonds and Stock Sold, Redeemed or Otherwise Disposed of During the Current Quarter

1	2	3	4	5	6	7	8	9	10	Change In Book/Adjusted Carrying Value					16	17	18	19	20	21	22
										11	12	13	14	15							
CUSIP Identification	Description	Foreign	Disposal Date	Name of Purchaser	Number of Shares of Stock	Consideration	Par Value	Actual Cost	Prior Year Book/Adjusted Carrying Value	Unrealized Valuation Increase/(Decrease)	Current Year's (Amortization)/Accretion	Current Year's Other Than Temporary Impairment Recognized	Total Change in Book/Adjusted Carrying Value (11 + 12 - 13)	Total Foreign Exchange Change in Book /Adjusted Carrying Value	Book/Adjusted Carrying Value at Disposal Date	Foreign Exchange Gain (Loss) on Disposal	Realized Gain (Loss) on Disposal	Total Gain (Loss) on Disposal	Bond Interest/Stock Dividends Received During Year	Stated Contractual Maturity Date	NAIC Designation, NAIC Designation Modifier and SVO Administrative Symbol
38375U-WZ-9	GOVERNMENT NATIONAL MORTGAGE SERIES 2016-H11 CLASS HI 2.09% 01/20/66		03/01/2022	Paydown		0	0	1,121	1,121	0	(1,121)	0	(1,121)	0	0	0	0	0	67	01/20/2066	1.A
38375X-JM-7	GOVERNMENT NATIONAL MORTGAGE A SERIES 2008-62 CLASS PS 6.10% 07/20/38		03/20/2022	Paydown		0	0	1,559	1,559	0	(1,559)	0	(1,559)	0	0	0	0	0	267	07/20/2038	1.A
38375X-L9-3	GOVERNMENT NATIONAL MORTGAGE A SERIES 2008-66 CLASS ES 7.18% 08/20/38		03/20/2022	Paydown		0	0	15,939	15,939	0	(15,939)	0	(15,939)	0	0	0	0	0	902	08/20/2038	1.A
38375Y-T2-8	GOVERNMENT NATIONAL MORTGAGE A SERIES 2008-89 CLASS ST 6.05% 11/20/38		03/20/2022	Paydown		0	0	8,847	8,847	0	(8,847)	0	(8,847)	0	0	0	0	0	665	11/20/2038	1.A
38375Y-Z5-4	GOVERNMENT NATIONAL MORTGAGE A SERIES 2008-97 CLASS ST 5.30% 12/20/38		03/20/2022	Paydown		0	0	5,413	5,413	0	(5,413)	0	(5,413)	0	0	0	0	0	384	12/20/2038	1.A
38376C-F7-9	GOVERNMENT NATIONAL MORTGAGE A SERIES 2009-76 CLASS SJ 6.41% 06/16/39		03/16/2022	Paydown		0	0	4,827	4,827	0	(4,827)	0	(4,827)	0	0	0	0	0	2,087	06/16/2039	1.A
38376C-O6-9	GOVERNMENT NATIONAL MORTGAGE A SERIES 2009-92 CLASS SA 5.81% 04/16/39		03/16/2022	Paydown		0	0	26,678	26,678	0	(26,678)	0	(26,678)	0	0	0	0	0	3,676	04/16/2039	1.A
38376C-XX-2	GOVERNMENT NATIONAL MORTGAGE A SERIES 2009-79 CLASS OK 0.00% 11/16/37		03/01/2022	Paydown		7,886	7,886	6,727	6,727	0	1,159	0	1,159	0	7,886	0	0	0	0	11/16/2037	1.A
38376C-Z8-5	GOVERNMENT NATIONAL MORTGAGE A SERIES 2009-89 CLASS SL 7.05% 07/20/39		03/20/2022	Paydown		0	0	6,907	6,907	0	(6,907)	0	(6,907)	0	0	0	0	0	1,078	07/20/2039	1.A
38376C-Z9-3	GOVERNMENT NATIONAL MORTGAGE A SERIES 2009-89 CLASS JA 5.00% 07/16/39		03/01/2022	Paydown		46,084	46,084	48,773	48,773	0	(2,689)	0	(2,689)	0	46,084	0	0	0	436	07/16/2039	1.A
38376C-ZR-3	GOVERNMENT NATIONAL MORTGAGE A SERIES 2009-76 CLASS XS 5.76% 09/16/39		03/16/2022	Paydown		0	0	6,378	6,378	0	(6,378)	0	(6,378)	0	0	0	0	0	719	09/16/2039	1.A
38376E-TW-5	GOVERNMENT NATIONAL MORTGAGE SERIES 2009-110 CLASS SA 5.91% 04/16/39		03/16/2022	Paydown		0	0	8,278	8,278	0	(8,278)	0	(8,278)	0	0	0	0	0	1,267	04/16/2039	1.A
38376E-UK-9	GOVERNMENT NATIONAL MORTGAGE SERIES 2009-110 CLASS CS 5.95% 11/16/39		03/16/2022	Paydown		0	0	62,367	62,367	0	(62,367)	0	(62,367)	0	0	0	0	0	3,844	11/16/2039	1.A
38376F-4F-6	GOVERNMENT NATIONAL MORTGAGE SERIES 2009-81 CLASS SA 6.30% 09/20/39		03/20/2022	Paydown		0	0	7,965	7,965	0	(7,965)	0	(7,965)	0	0	0	0	0	659	09/20/2039	1.A
38376F-BU-5	GOVERNMENT NATIONAL MORTGAGE SERIES 2009-61 CLASS SH 6.27% 11/20/38		03/20/2022	Paydown		0	0	5,178	5,178	0	(5,178)	0	(5,178)	0	0	0	0	0	1,694	11/20/2038	1.A
38376F-DJ-8	GOVERNMENT NATIONAL MORTGAGE SERIES 2009 61 CLASS YC 0.05% 02/16/39		03/16/2022	Paydown		0	0	1,274	1,274	0	(1,274)	0	(1,274)	0	0	0	0	0	93	02/16/2039	1.A
38376F-DK-5	GOVERNMENT NATIONAL MORTGAGE SERIES 2009 61 CLASS YD 0.05% 02/16/39		03/16/2022	Paydown		0	0	1,274	1,274	0	(1,274)	0	(1,274)	0	0	0	0	0	93	02/16/2039	1.A
38376F-FL-1	GOVERNMENT NATIONAL MORTGAGE SERIES 2009 61 CLASS SG 6.25% 08/20/39		03/20/2022	Paydown		0	0	25,035	25,035	0	(25,035)	0	(25,035)	0	0	0	0	0	1,614	08/20/2039	1.A
38376F-HU-9	GOVERNMENT NATIONAL MORTGAGE SERIES 2009 61 CLASS AS 5.65% 03/20/39		03/20/2022	Paydown		0	0	4,609	4,609	0	(4,609)	0	(4,609)	0	0	0	0	0	983	03/20/2039	1.A
38376F-SV-5	GOVERNMENT NATIONAL MORTGAGE SERIES 2009 66 CLASS OS 5.65% 07/20/39		03/20/2022	Paydown		0	0	1,914	1,914	0	(1,914)	0	(1,914)	0	0	0	0	0	440	07/20/2039	1.A
38376J-EF-7	GOVERNMENT NATIONAL MORTGAGE A SERIES 2009-1016 CLASS KS 5.95% 11/20/39		03/20/2022	Paydown		0	0	33,379	33,379	0	(33,379)	0	(33,379)	0	0	0	0	0	2,455	11/20/2039	1.A
38376K-VC-2	GOVERNMENT NATIONAL MORTGAGE SERIES 2009-87 CLASS SA 5.95% 09/20/39		03/20/2022	Paydown		0	0	14,383	14,383	0	(14,383)	0	(14,383)	0	0	0	0	0	1,074	09/20/2039	1.A
38376L-EQ-8	GOVERNMENT NATIONAL MORTGAGE SERIES 2010-90 CLASS ES 5.50% 07/20/40		03/20/2022	Paydown		0	0	32,072	32,072	0	(32,072)	0	(32,072)	0	0	0	0	0	1,702	07/20/2040	1.A
38376L-HD-4	GOVERNMENT NATIONAL MORTGAGE SERIES 2011-90 CLASS SA 5.55% 06/20/41		03/20/2022	Paydown		0	0	24,827	24,827	0	(24,827)	0	(24,827)	0	0	0	0	0	1,569	06/20/2041	1.A
38376R-A8-9	GOVERNMENT NATIONAL MORTGAGE SERIES 2016-H23 CLASS PI 1.73% 09/20/66		03/01/2022	Paydown		0	0	159,819	159,819	0	(159,819)	0	(159,819)	0	0	0	0	0	5,532	09/20/2066	1.A
38376R-EX-0	GOVERNMENT NATIONAL MORTGAGE SERIES 2015-H18 CLASS IA 1.83% 06/20/65		03/01/2022	Paydown		0	0	43,394	43,394	0	(43,394)	0	(43,394)	0	0	0	0	0	3,118	06/20/2065	1.A
38376R-GZ-3	GOVERNMENT NATIONAL MORTGAGE SERIES 2015-H22 CLASS GI 2.62% 09/20/65		03/01/2022	Paydown		0	0	6,720	6,720	0	(6,720)	0	(6,720)	0	0	0	0	0	472	09/20/2065	1.A

E05.3

STATEMENT AS OF MARCH 31, 2022 OF THE VOYA RETIREMENT INSURANCE AND ANNUITY COMPANY

SCHEDULE D - PART 4

Show All Long-Term Bonds and Stock Sold, Redeemed or Otherwise Disposed of During the Current Quarter

1	2	3	4	5	6	7	8	9	10	Change In Book/Adjusted Carrying Value					16	17	18	19	20	21	22
										11	12	13	14	15							
CUSIP Identification	Description	For- eign	Disposal Date	Name of Purchaser	Number of Shares of Stock	Consid- eration	Par Value	Actual Cost	Prior Year Book/ Adjusted Carrying Value	Unrealized Valuation Increase/ (Decrease)	Current Year's (Amor- tization)/ Accretion	Current Year's Other Than Temporary Impairment Recogn- ized	Total Change in Book/ Adjusted Carrying Value (11 + 12 - 13)	Total Foreign Exchange Change in Book /Adjusted Carrying Value	Book/ Adjusted Carrying Value at Disposal Date	Foreign Exchange Gain (Loss) on Disposal	Realized Gain (Loss) on Disposal	Total Gain (Loss) on Disposal	Bond Interest/ Stock Dividends Received During Year	Stated Con- tractual Maturity Date	NAIC Desig- nation, NAIC Desig- nation Modifier and SVO Admini- strative Symbol
38376R-HT-6	GOVERNMENT NATIONAL MORTGAGE SERIES 2015-H24 CLASS BI 1.592% 08/20/65		03/01/2022	Paydown		0	0	45,469	45,469	0	(45,469)	0	(45,469)	0	0	0	0	0	4,128	08/20/2065	1.A
38376R-HY-5	GOVERNMENT NATIONAL MORTGAGE SERIES 2015-H24 CLASS HI 2.087% 09/20/65		03/01/2022	Paydown		0	0	5,252	5,252	0	(5,252)	0	(5,252)	0	0	0	0	0	.884	09/20/2065	1.A
38376R-JD-9	GOVERNMENT NATIONAL MORTGAGE SERIES 2015-H25 CLASS AI 1.612% 09/20/65		03/01/2022	Paydown		0	0	3,843	3,843	0	(3,843)	0	(3,843)	0	0	0	0	0	.178	09/20/2065	1.A
38376R-NT-9	GOVERNMENT NATIONAL MORTGAGE SERIES 2016-H03 CLASS DI 2.040% 12/20/65		03/01/2022	Paydown		0	0	5,972	5,972	0	(5,972)	0	(5,972)	0	0	0	0	0	.534	12/20/2065	1.A
38376R-PD-2	GOVERNMENT NATIONAL MORTGAGE SERIES 2016-H01 CLASS HI 2.129% 10/20/65		03/01/2022	Paydown		0	0	21,226	21,226	0	(21,226)	0	(21,226)	0	0	0	0	0	2,857	10/20/2065	1.A
38376R-QY-5	GOVERNMENT NATIONAL MORTGAGE SERIES 2016-H04 CLASS HI 2.381% 07/20/65		03/01/2022	Paydown		0	0	1,918	1,918	0	(1,918)	0	(1,918)	0	0	0	0	0	.158	07/20/2065	1.A
38376R-SL-1	GOVERNMENT NATIONAL MORTGAGE SERIES 2016-H06 CLASS HI 2.066% 02/20/66		03/01/2022	Paydown		0	0	9,903	9,903	0	(9,903)	0	(9,903)	0	0	0	0	0	.716	02/20/2066	1.A
38376R-U3-8	GOVERNMENT NATIONAL MORTGAGE SERIES 2017-H05 CLASS AI 2.291% 01/20/67		03/01/2022	Paydown		0	0	177,297	177,297	0	(177,297)	0	(177,297)	0	0	0	0	0	9,368	01/20/2067	1.A
38376R-VS-2	GOVERNMENT NATIONAL MORTGAGE SERIES 2016-H13 CLASS IK 2.655% 06/20/66		03/01/2022	Paydown		0	0	21,323	21,323	0	(21,323)	0	(21,323)	0	0	0	0	0	1,163	06/20/2066	1.A
38376R-W5-1	GOVERNMENT NATIONAL MORTGAGE SERIES 2017-H06 CLASS EI 1.590% 02/20/67		03/01/2022	Paydown		0	0	48,613	48,613	0	(48,613)	0	(48,613)	0	0	0	0	0	2,369	02/20/2067	1.A
38376R-YL-4	GOVERNMENT NATIONAL MORTGAGE SERIES 2016-H20 CLASS B1 1.641% 09/20/66		03/01/2022	Paydown		0	0	55,810	55,810	0	(55,810)	0	(55,810)	0	0	0	0	0	3,145	09/20/2066	1.A
38376T-AB-8	GOVERNMENT NATIONAL MORTGAGE SERIES 2010-12 CLASS SA 5.351% 01/20/40		03/20/2022	Paydown		0	0	25,861	25,861	0	(25,861)	0	(25,861)	0	0	0	0	0	1,891	01/20/2040	1.A
38376T-ZN-5	GOVERNMENT NATIONAL MORTGAGE SERIES 2010-11 CLASS SG 5.369% 01/16/40		03/16/2022	Paydown		0	0	34,100	34,100	0	(34,100)	0	(34,100)	0	0	0	0	0	3,133	01/16/2040	1.A
38376U-JJ-9	GOVERNMENT NATIONAL MORTGAGE A SERIES 2017-56 CLASS SA 5.701% 04/20/47		03/20/2022	Paydown		0	0	343,065	343,065	0	(343,065)	0	(343,065)	0	0	0	0	0	15,687	04/20/2047	1.A
38376V-RR-0	GOVERNMENT NATIONAL MORTGAGE SERIES 2010-26 CLASS WS 5.801% 02/20/40		03/20/2022	Paydown		0	0	32,717	32,717	0	(32,717)	0	(32,717)	0	0	0	0	0	3,871	02/20/2040	1.A
38376W-BQ-7	GOVERNMENT NATIONAL MORTGAGE SERIES 2010-14 CLASS BO 0.000% 11/20/35		03/20/2022	Paydown		3,357	3,357	2,950	2,950	0	407	0	407	0	3,357	0	0	0	0	11/20/2035	1.A
38376W-BS-3	GOVERNMENT NATIONAL MORTGAGE SERIES 2010-14 CLASS CO 0.000% 08/20/35		03/01/2022	Paydown		11,811	11,811	10,152	10,152	0	1,659	0	1,659	0	11,811	0	0	0	0	08/20/2035	1.A
38376W-DC-6	GOVERNMENT NATIONAL MORTGAGE SERIES 2010-14 CLASS SX 6.019% 02/16/40		03/16/2022	Paydown		0	0	32,293	32,293	0	(32,293)	0	(32,293)	0	0	0	0	0	2,450	02/16/2040	1.A
38376W-GV-1	GOVERNMENT NATIONAL MORTGAGE A SERIES 2010-14 CLASS HS 6.119% 02/16/40		03/16/2022	Paydown		0	0	8,050	8,050	0	(8,050)	0	(8,050)	0	0	0	0	0	918	02/16/2040	1.A
38376W-M8-5	GOVERNMENT NATIONAL MORTGAGE SERIES 2010-35 CLASS UI 5.000% 03/20/40		03/01/2022	Paydown		0	0	62,749	62,749	0	(62,749)	0	(62,749)	0	0	0	0	0	2,210	03/20/2040	1.A
38376Y-T8-4	GOVERNMENT NATIONAL MORTGAGE SERIES 2010-47 CLASS SH 5.721% 07/20/38		03/20/2022	Paydown		0	0	6,471	6,471	0	(6,471)	0	(6,471)	0	0	0	0	0	1,054	07/20/2038	1.A
38377D-KH-8	GOVERNMENT NATIONAL MORTGAGE SERIES 2010-101 CLASS AO 0.000% 08/20/40		03/01/2022	Paydown		28,677	28,677	18,355	18,355	0	10,323	0	10,323	0	28,677	0	0	0	0	08/20/2040	1.A
38377D-LT-1	GOVERNMENT NATIONAL MORTGAGE A SERIES 2010-101 CLASS GC 4.000% 08/20/40		03/01/2022	Paydown		96,334	96,334	105,452	105,452	0	(9,118)	0	(9,118)	0	96,334	0	0	0	608	08/20/2040	1.A
38377E-GX-6	GOVERNMENT NATIONAL MORTGAGE SERIES 2010-42 CLASS SC 6.129% 06/16/39		03/16/2022	Paydown		0	0	4,728	4,728	0	(4,728)	0	(4,728)	0	0	0	0	0	1,980	06/16/2039	1.A
38377E-MR-2	GOVERNMENT NATIONAL MORTGAGE SERIES 2010-42 CLASS SM 6.119% 11/16/39		03/16/2022	Paydown		0	0	22,998	22,998	0	(22,998)	0	(22,998)	0	0	0	0	0	1,402	11/16/2039	1.A
38377E-NC-4	GOVERNMENT NATIONAL MORTGAGE SERIES 2010-42 CLASS SQ 15.324% 06/16/39		03/16/2022	Paydown		20,060	20,060	22,246	22,246	0	(2,187)	0	(2,187)	0	20,060	0	0	0	566	06/16/2039	1.A
38377G-4A-4	GOVERNMENT NATIONAL MORTGAGE SERIES 2010-88 CLASS SA 6.101% 07/20/40		03/20/2022	Paydown		0	0	24,166	24,166	0	(24,166)	0	(24,166)	0	0	0	0	0	1,110	07/20/2040	1.A

E05.4

STATEMENT AS OF MARCH 31, 2022 OF THE VOYA RETIREMENT INSURANCE AND ANNUITY COMPANY

SCHEDULE D - PART 4

Show All Long-Term Bonds and Stock Sold, Redeemed or Otherwise Disposed of During the Current Quarter

1	2	3	4	5	6	7	8	9	10	Change In Book/Adjusted Carrying Value					16	17	18	19	20	21	22
										11	12	13	14	15							
CUSIP Identification	Description	For- eign	Disposal Date	Name of Purchaser	Number of Shares of Stock	Consid- eration	Par Value	Actual Cost	Prior Year Book/ Adjusted Carrying Value	Unrealized Valuation Increase/ (Decrease)	Current Year's (Amor- tization)/ Accretion	Current Year's Other Than Temporary Impairment Recogn- ized	Total Change in Book/ Adjusted Carrying Value (11 + 12 - 13)	Total Foreign Exchange Change in Book /Adjusted Carrying Value	Book/ Adjusted Carrying Value at Disposal Date	Foreign Exchange Gain (Loss) on Disposal	Realized Gain (Loss) on Disposal	Total Gain (Loss) on Disposal	Bond Interest/ Stock Dividends Received During Year	Stated Con- tractual Maturity Date	NAIC Desig- nation, NAIC Desig- nation Modifier and SVO Admini- strative Symbol
38377G-ZP-7	GOVERNMENT NATIONAL MORTGAGE SERIES 2010-68 CLASS GS 6.119% 12/16/39		03/16/2022	Paydown		0	0	15,904	15,904	0	(15,904)	0	(15,904)	0	0	0	0	0	2,059	12/16/2039	1.A
38377J-4Y-6	GOVERNMENT NATIONAL MORTGAGE SERIES 2010-113 CLASS SP 6.219% 02/16/40		03/16/2022	Paydown		0	0	10,849	10,849	0	(10,849)	0	(10,849)	0	0	0	0	0	1,061	02/16/2040	1.A
38377J-MB-3	GOVERNMENT NATIONAL MORTGAGE SERIES 2010-111 CLASS SA 6.201% 09/20/40		03/20/2022	Paydown		0	0	21,440	21,440	0	(21,440)	0	(21,440)	0	0	0	0	0	1,267	09/20/2040	1.A
38377M-F3-5	GOVERNMENT NATIONAL MORTGAGE SERIES 2010-147 CLASS PS 5.701% 05/20/40		03/20/2022	Paydown		0	0	10,352	10,352	0	(10,352)	0	(10,352)	0	0	0	0	0	1,470	05/20/2040	1.A
38377M-F5-0	GOVERNMENT NATIONAL MORTGAGE SERIES 2010-147 CLASS S 6.201% 11/20/40		03/20/2022	Paydown		0	0	81,021	81,021	0	(81,021)	0	(81,021)	0	0	0	0	0	4,392	11/20/2040	1.A
38377N-F4-1	GOVERNMENT NATIONAL MORTGAGE SERIES 2010-157 CLASS OP 0.000% 12/20/40		03/01/2022	Paydown		4,165	4,165	3,278	3,278	0	887	0	887	0	4,165	0	0	0	0	12/20/2040	1.A
38377Q-FA-0	GOVERNMENT NATIONAL MORTGAGE SERIES 2011-26 CLASS SE 6.219% 12/16/40		03/16/2022	Paydown		0	0	33,219	33,219	0	(33,219)	0	(33,219)	0	0	0	0	0	2,879	12/16/2040	1.A
38377Q-ZT-7	GOVERNMENT NATIONAL MORTGAGE SERIES 2011-46 CLASS SM 6.151% 03/20/41		03/20/2022	Paydown		0	0	20,111	20,111	0	(20,111)	0	(20,111)	0	0	0	0	0	1,083	03/20/2041	1.A
38377T-3H-2	GOVERNMENT NATIONAL MORTGAGE SERIES 2011-28 CLASS OS 5.551% 12/20/40		03/20/2022	Paydown		0	0	72,865	72,865	0	(72,865)	0	(72,865)	0	0	0	0	0	4,760	12/20/2040	1.A
38377T-ZQ-7	GOVERNMENT NATIONAL MORTGAGE SERIES 2011-19 CLASS JS 6.201% 02/20/41		03/20/2022	Paydown		0	0	21,983	21,983	0	(21,983)	0	(21,983)	0	0	0	0	0	1,439	02/20/2041	1.A
38377V-GW-0	GOVERNMENT NATIONAL MORTGAGE SERIES 2011-52 CLASS MY 6.201% 04/20/41		03/20/2022	Paydown		0	0	39,760	39,760	0	(39,760)	0	(39,760)	0	0	0	0	0	3,041	04/20/2041	1.A
38377V-RB-4	GOVERNMENT NATIONAL MORTGAGE SERIES 2011-56 CLASS SI 6.201% 04/20/41		03/20/2022	Paydown		0	0	108,051	108,051	0	(108,051)	0	(108,051)	0	0	0	0	0	6,734	04/20/2041	1.A
38377V-UD-6	GOVERNMENT NATIONAL MORTGAGE SERIES 2011-56 CLASS MO 0.000% 04/20/41		03/20/2022	Paydown	700,802	700,802	700,802	442,951	442,951	0	257,851	0	257,851	0	700,802	0	0	0	0	04/20/2041	1.A
38377W-H2-3	GOVERNMENT NATIONAL MORTGAGE SERIES 2011-108 CLASS SK 5.681% 06/20/41		03/20/2022	Paydown		0	0	42,838	42,838	0	(42,838)	0	(42,838)	0	0	0	0	0	2,807	06/20/2041	1.A
38377W-KB-9	GOVERNMENT NATIONAL MORTGAGE SERIES 2011-70 CLASS PO 0.000% 05/16/41		03/16/2022	Paydown		601,903	601,903	359,394	359,394	0	242,509	0	242,509	0	601,903	0	0	0	0	05/16/2041	1.A
38377W-QA-5	GOVERNMENT NATIONAL MORTGAGE SERIES 2011-88 CLASS SA 5.001% 06/20/41		03/20/2022	Paydown		0	0	27,437	27,437	0	(27,437)	0	(27,437)	0	0	0	0	0	1,495	06/20/2041	1.A
38377X-VA-7	GOVERNMENT NATIONAL MORTGAGE A SERIES 2011-116 CLASS BI 4.000% 08/16/26		03/01/2022	Paydown		0	0	9,390	9,390	0	(9,390)	0	(9,390)	0	0	0	0	0	1,130	08/16/2026	1.A
38377Y-G3-8	GOVERNMENT NATIONAL MORTGAGE SERIES 2011-141 CLASS AS 5.651% 10/20/41		03/20/2022	Paydown		0	0	48,716	48,716	0	(48,716)	0	(48,716)	0	0	0	0	0	3,482	10/20/2041	1.A
38377Y-LW-8	GOVERNMENT NATIONAL MORTGAGE SERIES 2011-124 CLASS KO 0.000% 09/20/41		03/01/2022	Paydown		11,555	11,555	8,385	8,385	0	3,170	0	3,170	0	11,555	0	0	0	0	09/20/2041	1.A
38378A-ER-8	GOVERNMENT NATIONAL MORTGAGE SERIES 2011-153 CLASS LS 6.319% 07/16/41		03/16/2022	Paydown		0	0	32,390	32,390	0	(32,390)	0	(32,390)	0	0	0	0	0	1,492	07/16/2041	1.A
38378B-XV-6	GOVERNMENT NATIONAL MORTGAGE SERIES 2012-89 CLASS IO 0.189% 12/16/53		03/01/2022	Paydown		0	0	571	571	0	(571)	0	(571)	0	0	0	0	0	50	12/16/2053	1.A
38378C-HN-0	GOVERNMENT NATIONAL MORTGAGE SERIES 2012 15 CLASS CI 5.000% 04/20/40		03/01/2022	Paydown		0	0	4,998	4,998	0	(4,998)	0	(4,998)	0	0	0	0	0	176	04/20/2040	1.A
38378C-K4-8	GOVERNMENT NATIONAL MORTGAGE SERIES 2012 3 CLASS IO 4.000% 01/16/27		03/01/2022	Paydown		0	0	25,900	25,900	0	(25,900)	0	(25,900)	0	0	0	0	0	3,154	01/16/2027	1.A
38378D-ZB-0	GOVERNMENT NATIONAL MORTGAGE SERIES 2012-32 CLASS EI 4.000% 03/16/27		03/01/2022	Paydown		0	0	9,602	9,602	0	(9,602)	0	(9,602)	0	0	0	0	0	1,046	03/16/2027	1.A
38378D-Z5-7	GOVERNMENT NATIONAL MORTGAGE SERIES 2012-32 CLASS SP 6.169% 03/16/42		03/16/2022	Paydown		0	0	58,008	58,008	0	(58,008)	0	(58,008)	0	0	0	0	0	3,158	03/16/2042	1.A
38378E-K9-3	GOVERNMENT NATIONAL MORTGAGE SERIES 2012-61 CLASS SM 6.169% 05/16/42		03/16/2022	Paydown		0	0	59,823	59,823	0	(59,823)	0	(59,823)	0	0	0	0	0	3,751	05/16/2042	1.A
38378F-NM-8	GOVERNMENT NATIONAL MORTGAGE SERIES 2013-4 CLASS IB 4.500% 10/16/42		03/01/2022	Paydown		0	0	52,389	52,389	0	(52,389)	0	(52,389)	0	0	0	0	0	2,152	10/16/2042	1.A

E05.5

STATEMENT AS OF MARCH 31, 2022 OF THE VOYA RETIREMENT INSURANCE AND ANNUITY COMPANY

SCHEDULE D - PART 4

Show All Long-Term Bonds and Stock Sold, Redeemed or Otherwise Disposed of During the Current Quarter

1	2	3	4	5	6	7	8	9	10	Change In Book/Adjusted Carrying Value					16	17	18	19	20	21	22
										11	12	13	14	15							
CUSIP Identification	Description	For- eign	Disposal Date	Name of Purchaser	Number of Shares of Stock	Consid- eration	Par Value	Actual Cost	Prior Year Book/ Adjusted Carrying Value	Unrealized Valuation Increase/ (Decrease)	Current Year's (Amor- tization)/ Accretion	Current Year's Other Than Temporary Impairment Recogn- ized	Total Change in Book/ Adjusted Carrying Value (11 + 12 - 13)	Total Foreign Exchange Change in Book /Adjusted Carrying Value	Book/ Adjusted Carrying Value at Disposal Date	Foreign Exchange Gain (Loss) on Disposal	Realized Gain (Loss) on Disposal	Total Gain (Loss) on Disposal	Bond Interest/ Stock Dividends Received During Year	Stated Con- tractual Maturity Date	NAIC Desig- nation, NAIC Desig- nation Modifier and SVO Admini- strative Symbol
38378H-3S-3	GOVERNMENT NATIONAL MORTGAGE A SERIES 2012-124 CLASS G5 6.301% 10/20/42		03/20/2022	Paydown		0	0	25,313	25,313	0	(25,313)	0	(25,313)	0	0	0	0	0	1,471	10/20/2042	1.A
38378H-4N-3	GOVERNMENT NATIONAL MORTGAGE A SERIES 2012-124 CLASS KS 5.751% 10/20/42		03/20/2022	Paydown		0	0	35,089	35,089	0	(35,089)	0	(35,089)	0	0	0	0	0	3,119	10/20/2042	1.A
38378H-NH-5	GOVERNMENT NATIONAL MORTGAGE A SERIES 2012-118 CLASS MS 5.701% 09/20/42		03/20/2022	Paydown		0	0	29,861	29,861	0	(29,861)	0	(29,861)	0	0	0	0	0	2,226	09/20/2042	1.A
38378H-NV-2	GOVERNMENT NATIONAL MORTGAGE A SERIES 2012-118 CLASS NS 5.701% 09/20/42		03/20/2022	Paydown		0	0	10,379	10,379	0	(10,379)	0	(10,379)	0	0	0	0	0	1,264	09/20/2042	1.A
38378J-R2-0	GOVERNMENT NATIONAL MORTGAGE SERIES 2013-34 CLASS SC 5.969% 01/16/40		03/16/2022	Paydown		0	0	12,932	12,932	0	(12,932)	0	(12,932)	0	0	0	0	0	1,061	01/16/2040	1.A
38378N-6W-8	GOVERNMENT NATIONAL MORTGAGE SERIES 2014-89 CLASS B 3.500% 01/16/57		03/01/2022	Paydown		860,152	860,152	803,337	803,337	0	56,815	0	56,815	0	860,152	0	0	0	2,541	01/16/2057	1.A
38378P-NIK-0	GOVERNMENT NATIONAL MORTGAGE SERIES 2013-189 CLASS SB 5.619% 12/16/43		03/16/2022	Paydown		0	0	137,696	137,696	0	(137,696)	0	(137,696)	0	0	0	0	0	8,457	12/16/2043	1.A
38378P-ZE-1	GOVERNMENT NATIONAL MORTGAGE SERIES 2014-10 CLASS GS 5.669% 01/16/44		03/16/2022	Paydown		0	0	57,518	57,518	0	(57,518)	0	(57,518)	0	0	0	0	0	3,276	01/16/2044	1.A
38378U-AG-2	GOVERNMENT NATIONAL MORTGAGE SERIES 2013-133 CLASS S 5.719% 02/16/37		03/16/2022	Paydown		0	0	65,739	65,739	0	(65,739)	0	(65,739)	0	0	0	0	0	4,868	02/16/2037	1.A
38378U-BM-8	GOVERNMENT NATIONAL MORTGAGE SERIES 2013-130 CLASS SB 4.819% 09/16/43		03/01/2022	Paydown		0	0	171,923	171,923	0	(171,923)	0	(171,923)	0	0	0	0	0	9,528	09/16/2043	1.A
38378U-FF-9	GOVERNMENT NATIONAL MORTGAGE SERIES 2013-150 CLASS SB 5.169% 10/16/43		03/16/2022	Paydown		0	0	167,648	167,648	0	(167,648)	0	(167,648)	0	0	0	0	0	12,832	10/16/2043	1.A
38378U-KY-2	GOVERNMENT NATIONAL MORTGAGE SERIES 2013-149 CLASS MS 5.651% 12/20/39		03/20/2022	Paydown		0	0	207,356	207,356	0	(207,356)	0	(207,356)	0	0	0	0	0	11,872	12/20/2039	1.A
38378U-PG-6	GOVERNMENT NATIONAL MORTGAGE SERIES 2013-147 CLASS SB 5.601% 12/20/39		03/20/2022	Paydown		0	0	467,648	467,648	0	(467,648)	0	(467,648)	0	0	0	0	0	21,395	12/20/2039	1.A
38378U-XII-2	GOVERNMENT NATIONAL MORTGAGE SERIES 2013-152 CLASS YS 5.669% 10/16/43		03/16/2022	Paydown		0	0	15,612	15,612	0	(15,612)	0	(15,612)	0	0	0	0	0	1,002	10/16/2043	1.A
38378V-2K-0	GOVERNMENT NATIONAL MORTGAGE A SERIES 2013-117 CLASS SP 5.701% 03/20/43		03/20/2022	Paydown		0	0	82,354	82,354	0	(82,354)	0	(82,354)	0	0	0	0	0	6,799	03/20/2043	1.A
38378V-L3-7	GOVERNMENT NATIONAL MORTGAGE A SERIES 2013-116 CLASS MS 5.719% 08/16/43		03/16/2022	Paydown		0	0	54,042	54,042	0	(54,042)	0	(54,042)	0	0	0	0	0	2,918	08/16/2043	1.A
38378V-LC-7	GOVERNMENT NATIONAL MORTGAGE SERIES 2013-104 CLASS ES 5.719% 07/16/43		03/16/2022	Paydown		0	0	162,527	162,527	0	(162,527)	0	(162,527)	0	0	0	0	0	11,835	07/16/2043	1.A
38378W-HG-1	GOVERNMENT NATIONAL MORTGAGE SERIES 2013-114 CLASS PS 31.452% 08/16/43		03/16/2022	Paydown		40,796	40,796	60,343	60,343	0	(19,547)	0	(19,547)	0	40,796	0	0	0	2,157	08/16/2043	1.A
38378W-JU-8	GOVERNMENT NATIONAL MORTGAGE SERIES 2013-114 CLASS FS 22.914% 08/20/43		03/20/2022	Paydown		48,021	48,021	72,412	72,412	0	(24,391)	0	(24,391)	0	48,021	0	0	0	2,015	08/20/2043	1.A
38378W-N5-8	GOVERNMENT NATIONAL MORTGAGE SERIES 2013-131 CLASS PS 5.719% 09/16/43		03/16/2022	Paydown		0	0	148,387	148,387	0	(148,387)	0	(148,387)	0	0	0	0	0	7,378	09/16/2043	1.A
38378X-GC-9	GOVERNMENT NATIONAL MORTGAGE SERIES 2014-110 CLASS B 3.100% 01/16/57		03/01/2022	Paydown		2,269,539	2,269,539	2,145,940	2,145,940	0	123,599	0	123,599	0	2,269,539	0	0	0	6,888	01/16/2057	1.A
38378Y-CX-3	GOVERNMENT NATIONAL MORTGAGE A SERIES 2013-172 CLASS SB 6.269% 10/16/43		03/16/2022	Paydown		0	0	105,953	105,953	0	(105,953)	0	(105,953)	0	0	0	0	0	4,188	10/16/2043	1.A
38378Y-ZV-4	GOVERNMENT NATIONAL MORTGAGE SERIES 2014-3 CLASS SH 6.819% 01/16/44		03/16/2022	Paydown		0	0	56,995	56,995	0	(56,995)	0	(56,995)	0	0	0	0	0	3,614	01/16/2044	1.A
38379A-E5-5	GOVERNMENT NATIONAL MORTGAGE SERIES 2014-43 CLASS IO 6.000% 03/20/44		03/01/2022	Paydown		0	0	135,270	135,270	0	(135,270)	0	(135,270)	0	0	0	0	0	4,536	03/20/2044	1.A
38379A-NZ-9	GOVERNMENT NATIONAL MORTGAGE SERIES 2014-36 CLASS SJ 5.769% 03/16/44		03/16/2022	Paydown		0	0	131,015	131,015	0	(131,015)	0	(131,015)	0	0	0	0	0	8,256	03/16/2044	1.A
38379A-X9-6	GOVERNMENT NATIONAL MORTGAGE SERIES 2014-41 CLASS SG 6.319% 03/16/44		03/16/2022	Paydown		0	0	33,537	33,537	0	(33,537)	0	(33,537)	0	0	0	0	0	2,608	03/16/2044	1.A
38379A-XF-2	GOVERNMENT NATIONAL MORTGAGE SERIES 2014-36 CLASS SD 5.751% 03/20/44		03/20/2022	Paydown		0	0	47,141	47,141	0	(47,141)	0	(47,141)	0	0	0	0	0	2,578	03/20/2044	1.A

E05.6

STATEMENT AS OF MARCH 31, 2022 OF THE VOYA RETIREMENT INSURANCE AND ANNUITY COMPANY

SCHEDULE D - PART 4

Show All Long-Term Bonds and Stock Sold, Redeemed or Otherwise Disposed of During the Current Quarter

1	2	3	4	5	6	7	8	9	10	Change In Book/Adjusted Carrying Value					16	17	18	19	20	21	22
										11	12	13	14	15							
CUSIP Identification	Description	For- eign	Disposal Date	Name of Purchaser	Number of Shares of Stock	Consid- eration	Par Value	Actual Cost	Prior Year Book/ Adjusted Carrying Value	Unrealized Valuation Increase/ (Decrease)	Current Year's (Amor- tization)/ Accretion	Current Year's Other Than Temporary Impairment Recogn- ized	Total Change in Book/ Adjusted Carrying Value (11 + 12 - 13)	Total Foreign Exchange Change in Book /Adjusted Carrying Value	Book/ Adjusted Carrying Value at Disposal Date	Foreign Exchange Gain (Loss) on Disposal	Realized Gain (Loss) on Disposal	Total Gain (Loss) on Disposal	Bond Interest/ Stock Dividends Received During Year	Stated Con- tractual Maturity Date	NAIC Desig- nation, NAIC Desig- nation Modifier and SVO Admini- strative Symbol
38379B-3W-6	GOVERNMENT NATIONAL MORTGAGE SERIES 2014-79 CLASS BI 6.000% 05/16/44		03/01/2022	Paydown		0	0	119,110	119,110	0	(119,110)	0	(119,110)	0	0	0	0	0	5,050	05/16/2044	1.A
38379B-7Q-5	GOVERNMENT NATIONAL MORTGAGE SERIES 2014-76 CLASS IP 4.500% 01/20/40		03/01/2022	Paydown		0	0	201,038	201,038	0	(201,038)	0	(201,038)	0	0	0	0	0	14,858	01/20/2040	1.A
38379B-GA-0	GOVERNMENT NATIONAL MORTGAGE SERIES 2014-55 CLASS MS 5.769% 04/16/44		03/16/2022	Paydown		0	0	136,878	136,878	0	(136,878)	0	(136,878)	0	0	0	0	0	8,541	04/16/2044	1.A
38379B-L4-8	GOVERNMENT NATIONAL MORTGAGE SERIES 2014-80 CLASS IB 6.000% 05/20/44		03/01/2022	Paydown		0	0	96,574	96,574	0	(96,574)	0	(96,574)	0	0	0	0	0	4,250	05/20/2044	1.A
38379C-Y4-2	GOVERNMENT NATIONAL MORTGAGE SERIES 2014-96 CLASS S 5.169% 07/16/44		03/16/2022	Paydown		0	0	138,691	138,691	0	(138,691)	0	(138,691)	0	0	0	0	0	9,291	07/16/2044	1.A
38379D-CX-0	GOVERNMENT NATIONAL MORTGAGE SERIES 2014-99 CLASS S 5.151% 06/20/44		03/20/2022	Paydown		0	0	61,287	61,287	0	(61,287)	0	(61,287)	0	0	0	0	0	2,734	06/20/2044	1.A
38379D-HH-7	GOVERNMENT NATIONAL MORTGAGE SERIES 2014-108 CLASS SC 5.651% 07/20/44		03/20/2022	Paydown		0	0	89,092	89,092	0	(89,092)	0	(89,092)	0	0	0	0	0	4,485	07/20/2044	1.A
38379H-4J-1	GOVERNMENT NATIONAL MORTGAGE A SERIES 2015-13 CLASS GY 3.500% 01/20/45		03/01/2022	Paydown		159,532	159,532	164,088	164,088	0	(4,556)	0	(4,556)	0	159,532	0	0	0	865	01/20/2045	1.A
38379H-ZE-8	GOVERNMENT NATIONAL MORTGAGE A SERIES 2014-185 CLASS DI 6.000% 12/16/44		03/01/2022	Paydown		0	0	48,330	48,330	0	(48,330)	0	(48,330)	0	0	0	0	0	1,436	12/16/2044	1.A
38379K-3R-7	GOVERNMENT NATIONAL MORTGAGE SERIES 2015-169 CLASS C 3.000% 07/16/57		03/01/2022	Paydown		88,976	88,976	82,222	82,222	0	6,754	0	6,754	0	88,976	0	0	0	667	07/16/2057	1.A
38379K-G3-6	GOVERNMENT NATIONAL MORTGAGE SERIES 2015-140 CLASS B 3.000% 06/16/57		03/01/2022	Paydown		115,504	115,504	108,039	108,039	0	7,465	0	7,465	0	115,504	0	0	0	554	06/16/2057	1.A
38379K-V4-7	GOVERNMENT NATIONAL MORTGAGE SERIES 2015-150 CLASS C 3.000% 09/16/57		03/01/2022	Paydown		555,673	555,673	460,608	460,608	0	95,065	0	95,065	0	555,673	0	0	0	2,118	09/16/2057	1.A
38379M-6W-9	GOVERNMENT NATIONAL MORTGAGE SERIES 2015-132 CLASS BS 5.751% 09/20/45		03/20/2022	Paydown		0	0	359,344	359,344	0	(359,344)	0	(359,344)	0	0	0	0	0	17,115	09/20/2045	1.A
38379N-S8-6	GOVERNMENT NATIONAL MORTGAGE SERIES 2015-99 CLASS DI 6.000% 07/20/45		03/01/2022	Paydown		0	0	68,525	68,525	0	(68,525)	0	(68,525)	0	0	0	0	0	2,915	07/20/2045	1.A
38379R-3T-8	GOVERNMENT NATIONAL MORTGAGE SERIES 2017-142 CLASS B 3.000% 11/16/59		03/01/2022	Paydown		166,542	166,542	158,817	158,817	0	7,726	0	7,726	0	166,542	0	0	0	449	11/16/2059	1.A
38379R-HB-2	GOVERNMENT NATIONAL MORTGAGE A SERIES 2016-36 CLASS IO 0.728% 08/16/57		03/01/2022	Paydown		0	0	96,130	96,130	0	(96,130)	0	(96,130)	0	0	0	0	0	11,419	08/16/2057	1.A
38379U-FV-3	GOVERNMENT NATIONAL MORTGAGE SERIES 2016-24 CLASS IO 0.785% 09/16/57		03/01/2022	Paydown		0	0	62,072	62,072	0	(62,072)	0	(62,072)	0	0	0	0	0	11,607	09/16/2057	1.A
38379U-QX-7	GOVERNMENT NATIONAL MORTGAGE SERIES 2016-65 CLASS C 3.000% 01/16/58		03/01/2022	Paydown		387,006	387,006	367,265	367,265	0	19,741	0	19,741	0	387,006	0	0	0	2,460	01/16/2058	1.A
38379V-AB-0	GOVERNMENT NATIONAL MORTGAGE SERIES 2016-16 CLASS DS 5.769% 02/16/46		03/16/2022	Paydown		0	0	130,909	130,909	0	(130,909)	0	(130,909)	0	0	0	0	0	7,538	02/16/2046	1.A
38379V-EC-4	GOVERNMENT NATIONAL MORTGAGE SERIES 2016-20 CLASS SN 5.651% 02/20/46		03/20/2022	Paydown		0	0	83,230	83,230	0	(83,230)	0	(83,230)	0	0	0	0	0	3,718	02/20/2046	1.A
38379X-HD-5	GOVERNMENT NATIONAL MORTGAGE SERIES 2016-84 CLASS KS 5.631% 11/20/45		03/20/2022	Paydown		0	0	197,481	197,481	0	(197,481)	0	(197,481)	0	0	0	0	0	10,017	11/20/2045	1.A
38380F-2Y-1	GOVERNMENT NATIONAL MORTGAGE SERIES 2017-101 CLASS SK 5.751% 07/20/47		03/20/2022	Paydown		0	0	313,346	187,058	0	(313,346)	0	(313,346)	0	0	0	0	0	17,525	07/20/2047	1.A
38380G-NE-0	GOVERNMENT NATIONAL MORTGAGE A SERIES 2017-118 CLASS SA 5.751% 08/20/47		03/20/2022	Paydown		0	0	181,592	181,592	0	(181,592)	0	(181,592)	0	0	0	0	0	8,801	08/20/2047	1.A
38380H-TR-3	GOVERNMENT NATIONAL MORTGAGE SERIES 2017-156 CLASS SA 5.751% 10/20/47		03/20/2022	Paydown		0	0	360,252	360,252	0	(360,252)	0	(360,252)	0	0	0	0	0	14,428	10/20/2047	1.A
38380L-2L-6	GOVERNMENT NATIONAL MORTGAGE SERIES 2020-H04 CLASS JI 1.689% 07/20/69		03/01/2022	Paydown		0	0	36,956	36,956	0	(36,956)	0	(36,956)	0	0	0	0	0	1,497	07/20/2069	1.A
38380L-AB-9	GOVERNMENT NATIONAL MORTGAGE SERIES 2018-H05 CLASS AI 2.261% 02/20/68		03/01/2022	Paydown		0	0	103,350	103,350	0	(103,350)	0	(103,350)	0	0	0	0	0	3,329	02/20/2068	1.A
38380L-FP-3	GOVERNMENT NATIONAL MORTGAGE SERIES 2018-H11 CLASS GI 1.517% 06/20/68		03/01/2022	Paydown		0	0	345,527	345,527	0	(345,527)	0	(345,527)	0	0	0	0	0	8,150	06/20/2068	1.A

E05.7

STATEMENT AS OF MARCH 31, 2022 OF THE VOYA RETIREMENT INSURANCE AND ANNUITY COMPANY

SCHEDULE D - PART 4

Show All Long-Term Bonds and Stock Sold, Redeemed or Otherwise Disposed of During the Current Quarter

1	2	3	4	5	6	7	8	9	10	Change In Book/Adjusted Carrying Value					16	17	18	19	20	21	22
										11	12	13	14	15							
CUSIP Identification	Description	For-foreign	Disposal Date	Name of Purchaser	Number of Shares of Stock	Consideration	Par Value	Actual Cost	Prior Year Book/Adjusted Carrying Value	Unrealized Valuation Increase/(Decrease)	Current Year's (Amortization)/Accretion	Current Year's Other Than Temporary Impairment Recognized	Total Change in Book/Adjusted Carrying Value (11 + 12 - 13)	Total Foreign Exchange Change in Book /Adjusted Carrying Value	Book/Adjusted Carrying Value at Disposal Date	Foreign Exchange Gain (Loss) on Disposal	Realized Gain (Loss) on Disposal	Total Gain (Loss) on Disposal	Bond Interest/Stock Dividends Received During Year	Stated Contractual Maturity Date	NAIC Designation, NAIC Designation Modifier and SVO Administrative Symbol
38380L-KH-5	GOVERNMENT NATIONAL MORTGAGE SERIES 2018-H14 CLASS G1 1.709% 09/20/68		03/01/2022	Paydown		0	0	122,749	122,749	0	(122,749)	0	(122,749)	0	0	0	0	0	6,507	09/20/2068	1.A
38380L-PJ-6	GOVERNMENT NATIONAL MORTGAGE SERIES 2019-H01 CLASS G1 1.584% 12/20/68		03/01/2022	Paydown		0	0	97,593	97,593	0	(97,593)	0	(97,593)	0	0	0	0	0	5,722	12/20/2068	1.A
38380L-QM-8	GOVERNMENT NATIONAL MORTGAGE SERIES 201-H02 CLASS 1B 0.785% 01/20/69		03/01/2022	Paydown		0	0	16,748	16,748	0	(16,748)	0	(16,748)	0	0	0	0	0	813	01/20/2069	1.A
38380M-F5-5	GOVERNMENT NATIONAL MORTGAGE SERIES 2019-8 CLASS Z 2.500% 11/16/60		03/01/2022	Paydown		3,754,948	3,754,948	2,987,897	2,988,112	0	766,837	0	766,837	0	3,754,948	0	0	0	11,229	11/16/2060	1.A
38380M-P9-6	GOVERNMENT NATIONAL MORTGAGE SERIES 2019-28 CLASS B 3.150% 05/16/61		03/01/2022	Paydown		307,910	307,910	281,825	281,825	0	26,085	0	26,085	0	307,910	0	0	0	1,681	05/16/2061	1.A
38380U-AV-5	GOVERNMENT NATIONAL MORTGAGE SERIES 2017-182 CLASS SK 5.751% 12/20/47		03/20/2022	Paydown		0	0	494,966	494,966	0	(494,966)	0	(494,966)	0	0	0	0	0	25,465	12/20/2047	1.A
38380X-AK-3	GOVERNMENT NATIONAL MORTGAGE A SERIES 2018-84 CLASS 10 5.000% 06/16/48		03/01/2022	Paydown		0	0	82,966	82,966	0	(82,966)	0	(82,966)	0	0	0	0	0	3,894	06/16/2048	1.A
38381A-AC-0	GOVERNMENT NATIONAL MORTGAGE SERIES 2018-128 CLASS SG 5.751% 09/20/48		03/20/2022	Paydown		0	0	363,615	363,615	0	(363,615)	0	(363,615)	0	0	0	0	0	16,414	09/20/2048	1.A
38381R-AY-5	GOVERNMENT NATIONAL MORTGAG SERIES 2019-20 CLASS SE 3.341% 02/20/49		03/20/2022	Paydown		0	0	517,235	517,235	0	(517,235)	0	(517,235)	0	0	0	0	0	28,437	02/20/2049	1.A
38381R-N5-4	GOVERNMENT NATIONAL MORTGAGE SERIES 2019-36 CLASS SA 5.601% 03/20/49		03/20/2022	Paydown		0	0	189,604	189,604	0	(189,604)	0	(189,604)	0	0	0	0	0	12,668	03/20/2049	1.A
38381T-YU-3	GOVERNMENT NATIONAL MORTGAGE A SERIES 2019-45 CLASS SM 3.351% 04/20/49		03/20/2022	Paydown		0	0	445,633	445,633	0	(445,633)	0	(445,633)	0	0	0	0	0	12,445	04/20/2049	1.A
38381T-ZX-6	GOVERNMENT NATIONAL MORTGAGE A SERIES 2019-H06 CLASS A1 2.013% 03/20/69		03/31/2022	BANK OF NEW YORK		0	0	0	0	0	0	0	0	0	0	0	0	0	0	03/20/2069	1.A
38381T-ZX-6	GOVERNMENT NATIONAL MORTGAGE A SERIES 2019-H06 CLASS A1 2.013% 03/20/69		03/01/2022	Paydown		0	0	463,292	463,292	0	(463,292)	0	(463,292)	0	0	0	0	0	14,099	03/20/2069	1.A
38381V-TH-3	GOVERNMENT NATIONAL MORTGAGE SERIES 2019-57 CLASS SA 2.831% 05/20/49		03/20/2022	Paydown		0	0	857,011	857,011	0	(857,011)	0	(857,011)	0	0	0	0	0	38,076	05/20/2049	1.A
38381V-TK-6	GOVERNMENT NATIONAL MORTGAG SERIES 2019-57 CLASS US 3.411% 05/20/49		03/20/2022	Paydown		0	0	225,409	225,409	0	(225,409)	0	(225,409)	0	0	0	0	0	18,205	05/20/2049	1.A
38381V-W5-5	GOVERNMENT NATIONAL MORTGAG SERIES 2019-74 CLASS SK 2.831% 06/20/49		03/20/2022	Paydown		0	0	1,705,946	1,705,946	0	(1,705,946)	0	(1,705,946)	0	0	0	0	0	72,822	06/20/2049	1.A
38381W-TC-2	GOVERNMENT NATIONAL MORTGAGE SERIES 2019-78 CLASS FS 5.751% 06/20/49		03/20/2022	Paydown		0	0	60,439	60,439	0	(60,439)	0	(60,439)	0	0	0	0	0	3,459	06/20/2049	1.A
38381Y-RH-9	GOVERNMENT NATIONAL MORTGAGE SERIES 2019-117 CLASS SB 2.971% 09/20/49		03/20/2022	Paydown		0	0	513,558	513,558	0	(513,558)	0	(513,558)	0	0	0	0	0	23,919	09/20/2049	1.A
38382A-A3-9	GOVERNMENT NATIONAL MORTGAGE SERIES 2019-143 CLASS DS 5.651% 08/20/49		03/20/2022	Paydown		0	0	230,076	230,076	0	(230,076)	0	(230,076)	0	0	0	0	0	19,393	08/20/2049	1.A
38382D-KM-0	GOVERNMENT NATIONAL MORTGAGE SERIES 2020-21 CLASS KS 5.601% 02/20/50		03/20/2022	Paydown		0	0	226,053	226,053	0	(226,053)	0	(226,053)	0	0	0	0	0	9,306	02/20/2050	1.A
38382D-VC-0	GOVERNMENT NATIONAL MORTGAGE SERIES 2020-31 CLASS 1G 6.000% 03/20/50		03/01/2022	Paydown		0	0	365,611	365,611	0	(365,611)	0	(365,611)	0	0	0	0	0	17,936	03/20/2050	1.A
38382E-W5-2	GOVERNMENT NATIONAL MORTGAGE SERIES 2020-61 CLASS SW 5.601% 08/20/49		03/20/2022	Paydown		0	0	1,331,668	1,321,677	0	(1,331,668)	0	(1,331,668)	0	0	0	0	0	58,421	08/20/2049	1.A
38382F-G6-3	GOVERNMENT NATIONAL MORTGAGE SERIES 2020-63 CLASS HI 5.500% 05/20/49		03/01/2022	Paydown		0	0	140,711	140,711	0	(140,711)	0	(140,711)	0	0	0	0	0	5,914	05/20/2049	1.A
38382F-GX-6	GOVERNMENT NATIONAL MORTGAGE SERIES 2020-63 CLASS SA 5.601% 05/20/50		03/20/2022	Paydown		0	0	406,207	406,207	0	(406,207)	0	(406,207)	0	0	0	0	0	18,071	05/20/2050	1.A
38382F-ST-2	GOVERNMENT NATIONAL MORTGAGE SERIES 2020-67 CLASS BI 3.000% 05/20/50		03/01/2022	Paydown		0	0	324,464	324,464	0	(324,464)	0	(324,464)	0	0	0	0	0	12,077	05/20/2050	1.A
38382G-CR-1	GOVERNMENT NATIONAL MORTGAGE SERIES 2020-86 CLASS GS 5.601% 04/20/49		03/20/2022	Paydown		0	0	483,025	483,025	0	(483,025)	0	(483,025)	0	0	0	0	0	20,019	04/20/2049	1.A
38382H-JW-1	GOVERNMENT NATIONAL MORTGAGE SERIES 2020-104 CLASS BI 3.000% 07/20/50		03/01/2022	Paydown		0	0	340,816	340,816	0	(340,816)	0	(340,816)	0	0	0	0	0	13,491	07/20/2050	1.A

E05.8

STATEMENT AS OF MARCH 31, 2022 OF THE VOYA RETIREMENT INSURANCE AND ANNUITY COMPANY

SCHEDULE D - PART 4

Show All Long-Term Bonds and Stock Sold, Redeemed or Otherwise Disposed of During the Current Quarter

1	2	3	4	5	6	7	8	9	10	Change In Book/Adjusted Carrying Value					16	17	18	19	20	21	22	
										11	12	13	14	15								
CUSIP Identification	Description	Foreign	Disposal Date	Name of Purchaser	Number of Shares of Stock	Consideration	Par Value	Actual Cost	Prior Year Book/Adjusted Carrying Value	Unrealized Valuation Increase/(Decrease)	Current Year's (Amortization)/Accretion	Current Year's Other Than Temporary Impairment Recognized	Total Change in Book/Adjusted Carrying Value (11 + 12 - 13)	Total Foreign Exchange Change in Book /Adjusted Carrying Value	Book/Adjusted Carrying Value at Disposal Date	Foreign Exchange Gain (Loss) on Disposal	Realized Gain (Loss) on Disposal	Total Gain (Loss) on Disposal	Bond Interest/Stock Dividends Received During Year	Stated Contractual Maturity Date	NAIC Designation, NAIC Designation Modifier and SVO Administrative Symbol	
38382K-NB-6	GOVERNMENT NATIONAL MORTGAGE SERIES 2020-162 CLASS MI 2.500% 10/20/50		03/01/2022	Paydown		.0	.0	299,958	299,958	.0	(299,958)	.0	(299,958)	.0	.0	.0	.0	.0	8,965	10/20/2050	1.A	
38382L-PJ-4	GOVERNMENT NATIONAL MORTGAGE SERIES 2020-173 CLASS SB 5.851% 11/20/50		03/20/2022	Paydown		.0	.0	626,644	626,644	.0	(626,644)	.0	(626,644)	.0	.0	.0	.0	.0	27,645	11/20/2050	1.A	
38383G-SG-7	GOVERNMENT NATIONAL MORTGAGE SERIES 2022-1 CLASS SG 2.600% 01/20/52		03/20/2022	Paydown		.0	.0	35,856	.0	.0	(35,856)	.0	(35,856)	.0	.0	.0	.0	.0	1,931	01/20/2052	1.A	
38383G-XM-8	GOVERNMENT NATIONAL MORTGAGE SERIES 2022-18 CLASS BI 5.000% 01/20/52		03/01/2022	Paydown		.0	.0	132,985	.0	.0	(132,985)	.0	(132,985)	.0	.0	.0	.0	.0	4,846	01/20/2052	1.A	
911760-CM-6	VENDEE MORTGAGE TRUST SERIES 1093 2 CLASS 10 0.000% 06/15/23		03/01/2022	Paydown		.0	.0	1,689	.3	.0	(3)	.0	(3)	.0	.0	.0	.0	.0	.0	06/15/2023	1.A	
911760-LJ-3	VENDEE MORTGAGE TRUST SERIES 1998-1 CLASS 210 0.000% 03/15/28		03/01/2022	Paydown		.0	.0	.5	.5	.0	(5)	.0	(5)	.0	.0	.0	.0	.0	.0	03/15/2028	1.A	
911760-LZ-7	VENDEE MORTGAGE TRUST SERIES 1998-3 CLASS 10 0.000% 03/15/29		03/01/2022	Paydown		.0	.0	.4	.4	.0	(4)	.0	(4)	.0	.0	.0	.0	.0	.0	03/15/2029	1.A	
912810-SU-3	US TREASURY N B 1.875% 02/15/51		03/04/2022	DEUTSCHE BANK AG		936,367	1,000,000	959,414	959,912	.0	179	.0	179	.0	960,091	.0	(23,723)	(23,723)	10,411	02/15/2051	1.A	
912810-TB-4	US TREASURY N B 1.875% 11/15/51		03/31/2022	Various		1,005,228	1,127,000	1,048,237	.0	.41	.0	.41	.0	1,048,278	.0	(43,050)	(43,050)	7,037	11/15/2051	1.A		
912810-TC-2	US TREASURY N B 2.000% 11/15/41		03/04/2022	Various		7,553,222	7,949,000	7,538,820	454,528	.0	478	.0	478	.0	7,539,283	.0	13,939	13,939	43,767	11/15/2041	1.A	
912810-TF-5	US TREASURY N B 2.375% 02/15/42		03/09/2022	Various		8,267,370	8,200,000	8,195,391	.0	.0	.0	.0	.0	8,195,390	.0	71,979	71,979	7,641	02/15/2042	1.A		
912828-Z7-8	US TREASURY N B 1.500% 01/31/27		03/15/2022	Various		23,392,588	24,000,000	23,526,563	.0	.0	8,036	.0	8,036	.0	23,534,599	.0	(142,011)	(142,011)	42,949	01/31/2027	1.A	
91282C-DP-3	TREASURY NOTE 1.375% 12/31/28		02/02/2022	Various		29,392,969	30,000,000	29,300,977	.0	.0	1,788	.0	1,788	.0	29,302,765	.0	90,204	90,204	27,348	12/31/2028	1.A	
91282C-DQ-1	TREASURY NOTE 1.250% 12/31/26		02/28/2022	Various		34,054,531	35,000,000	34,820,898	.0	.0	4,394	.0	4,394	.0	34,825,293	.0	(770,761)	(770,761)	60,912	12/31/2026	1.A	
91282C-DW-8	TREASURY NOTE 1.750% 01/31/29		03/03/2022	CREDIT AGRICOLE SECURITIES		3,981,875	4,000,000	3,969,531	.0	.0	287	.0	287	.0	3,969,818	.0	12,057	12,057	6,188	01/31/2029	1.A	
0109999999. Subtotal - Bonds - U.S. Governments							119,548,234	122,240,084	139,267,379	31,015,241	0	(18,926,631)	0	(18,926,631)	0	120,339,601	0	(791,366)	(791,366)	1,336,585	XXX	XXX
05965M-AA-1	BANCO DEL ESTADO DE CHILE 144A SERIES 144A 3.875% 02/08/22	D	02/08/2022	Maturity		3,755,000	3,755,000	3,740,919	3,754,826	.0	174	.0	174	.0	3,755,000	.0	.0	.0	72,753	02/08/2022	1.F FE	
455780-BV-7	REPUBLIC OF INDONESIA SERIES 144A 4.750% 01/08/26	D	03/31/2022	Call 106.1630		769,682	725,000	722,093	723,690	.0	73	.0	73	.0	768,446	.0	1,236	1,236	69,745	01/08/2026	2.B FE	
536878-AG-6	REPUBLIC OF LITHUANIA SERIES 144A 6.625% 02/01/22	D	02/01/2022	Maturity		6,497,000	6,497,000	7,209,956	6,504,548	.0	(7,548)	.0	(7,548)	.0	6,497,000	.0	.0	.0	215,213	02/01/2022	1.F FE	
53111V-AA-8	KINGDOM OF MOROCCO SERIES REGS 4.250% 12/11/22	D	03/16/2022	MORGAN STANLEY & CO. INC.		6,125,625	6,050,000	6,349,663	6,083,417	.0	(7,333)	.0	(7,333)	.0	6,076,084	.0	49,541	49,541	68,520	12/11/2022	3.A FE	
X74344-DM-5	RUSSIAN FOREIGN BOND SERIES REGS 7.500% 03/31/30	D	03/31/2022	Redemption 100.0000		763,770	763,770	836,060	838,939	.0	(75,169)	.0	(75,169)	.0	763,770	.0	.0	.0	28,641	03/31/2030	6. FE	
0309999999. Subtotal - Bonds - All Other Governments							17,911,077	17,790,770	18,858,691	17,905,420	(89,803)	0	(89,803)	0	17,860,300	0	50,777	50,777	454,872	XXX	XXX	
419792-C8-7	HAWAII ST SERIES GD 2.870% 10/01/41		03/17/2022	BARCLAYS CAPITAL		1,423,574	1,615,000	1,624,173	1,623,990	.0	(184)	.0	(184)	.0	1,623,806	0	(200,232)	(200,232)	20,471	10/01/2041	1.C FE	
0509999999. Subtotal - Bonds - U.S. States, Territories and Possessions							1,423,574	1,615,000	1,624,173	1,623,990	0	(184)	0	(184)	0	1,623,806	0	(200,232)	(200,232)	20,471	XXX	XXX
084154-G8-0	BERKELEY CA UNIF SCH DIST 2.798% 08/01/45		03/17/2022	WELLS FARGO		1,736,586	2,170,000	2,170,000	2,170,000	.0	.0	.0	.0	.0	2,170,000	.0	(433,414)	(433,414)	27,997	08/01/2045	1.B FE	
438670-WN-7	HONOLULU CITY & CNTY HI SERIES A 5.518% 12/01/28		03/17/2022	BARCLAYS CAPITAL		5,931,386	5,170,000	6,554,991	5,992,317	.0	(23,585)	.0	(23,585)	.0	5,968,733	.0	(37,347)	(37,347)	87,169	12/01/2028	1.B FE	
68587F-BL-7	OREGON EDU DIST FULL FAITH & SERIES A 2.895% 06/30/40		03/17/2022	BARCLAYS CAPITAL		979,518	1,180,000	1,180,000	1,180,000	.0	.0	.0	.0	.0	1,180,000	.0	(200,482)	(200,482)	7,686	06/30/2040	1.C FE	
74514L-BJ-5	PUERTO RICO COMMLTH 5.125% 07/01/30		03/15/2022	CORPORATE ACTIONS		70,000	70,000	70,759	70,000	.0	.0	.0	.0	.0	70,000	.0	.0	.0	2,531	07/01/2030	1.F FE	
797356-DU-3	SAN DIEGO CA UNIF SCH DIST SERIES ZR-1 2.907% 07/01/42		03/17/2022	HILLTOP SECURITIES		2,030,591	2,360,000	2,360,273	2,360,251	.0	(23)	.0	(23)	.0	2,360,228	.0	(329,637)	(329,637)	28,586	07/01/2042	1.A FE	
0709999999. Subtotal - Bonds - U.S. Political Subdivisions of States, Territories and Possessions							10,748,081	10,950,000	12,336,023	11,772,568	0	(23,608)	0	(23,608)	0	11,748,961	0	(1,000,880)	(1,000,880)	153,969	XXX	XXX
20753M-AF-5	FANNIE MAE CAS SERIES 2019-R03 CLASS 1M2 144A 2.607% 09/25/31		03/25/2022	Paydown		302,271	302,271	303,004	303,004	.0	(733)	.0	(733)	.0	302,271	.0	.0	.0	1,072	09/25/2031	1.A	
20753Q-AE-9	FANNIE MAE CAS SERIES 2018-R07 CLASS 1M2 144A 2.857% 04/25/31		03/25/2022	Paydown		253,123	253,123	245,732	245,732	.0	7,391	.0	7,391	.0	253,123	.0	.0	.0	995	04/25/2031	1.A	
20753T-AB-9	FANNIE MAE CAS SERIES 2019-R04 CLASS 2M2 144A 2.557% 06/25/39		03/25/2022	Paydown		25,279	25,279	25,370	25,370	.0	(91)	.0	(91)	.0	25,279	.0	.0	.0	86	06/25/2039	1.A	

E05.9

STATEMENT AS OF MARCH 31, 2022 OF THE VOYA RETIREMENT INSURANCE AND ANNUITY COMPANY

SCHEDULE D - PART 4

Show All Long-Term Bonds and Stock Sold, Redeemed or Otherwise Disposed of During the Current Quarter

1	2	3	4	5	6	7	8	9	10	Change In Book/Adjusted Carrying Value					16	17	18	19	20	21	22
										11	12	13	14	15							
CUSIP Identification	Description	For- eign	Disposal Date	Name of Purchaser	Number of Shares of Stock	Consid- eration	Par Value	Actual Cost	Prior Year Book/ Adjusted Carrying Value	Unrealized Valuation Increase/ (Decrease)	Current Year's (Amor- tization)/ Accretion	Current Year's Other Than Temporary Impairment Recogn- ized	Total Change in Book/ Adjusted Carrying Value (11 + 12 - 13)	Total Foreign Exchange Change in Book /Adjusted Carrying Value	Book/ Adjusted Carrying Value at Disposal Date	Foreign Exchange Gain (Loss) on Disposal	Realized Gain (Loss) on Disposal	Total Gain (Loss) on Disposal	Bond Interest/ Stock Dividends Received During Year	Stated Con- tractual Maturity Date	NAIC Desig- nation, NAIC Desig- nation Modifier and SVO Admini- strative Symbol
..20754C-AB-5	FANNIE MAE CAS SERIES 2020-R01 CLASS 1M2 144A 2.507% 01/25/40		03/25/2022	Paydown		846,872	846,872	851,824	851,824	0	(4,952)	0	(4,952)	0	846,872	0	0	0	4,515	01/25/2040	2.B
..20754C-AB-5	FANNIE MAE CAS SERIES 2020-R01 CLASS 1M2 144A 2.507% 01/25/40		02/25/2022	Paydown		1,082,579	1,082,579	1,088,909	1,088,909	0	(6,331)	0	(6,331)	0	1,082,579	0	0	0	3,888	01/25/2040	4.A FE
..20754C-AB-5	FANNIE MAE CAS SERIES 2020-R01 CLASS 1M2 144A 2.507% 01/25/40		01/25/2022	Paydown		1,253,720	1,253,720	1,261,051	1,261,051	0	(7,331)	0	(7,331)	0	1,253,720	0	0	0	2,173	01/25/2040	4.B FE
..302610-AD-2	FRETE 2021-ML11 TR BDS CLASS SERIES 2021-ML11 CLASS XUS 0.667% 03/25/38		03/01/2022	Paydown		0	0	9,967	9,967	0	(9,967)	0	(9,967)	0	0	0	0	0	165	03/25/2038	1.A Z
..30318L-AK-3	FREDDIE MAC MULTIFAMILY SERIES 2021-ML08 CLASS XUS 1.861% 07/25/37		03/01/2022	Paydown		0	0	18,817	18,817	0	(18,817)	0	(18,817)	0	0	0	0	0	382	07/25/2037	1.A
..30319N-AA-0	FREDDIE MAC MULTIFAMILY SERIES 2021-ML09 CLASS XUS 144 1.489% 02/25/40		03/01/2022	Paydown		0	0	24,296	24,296	0	(24,296)	0	(24,296)	0	0	0	0	0	416	02/25/2040	1.A
..30711X-SR-1	FANNIE MAE CAS SERIES 2018-C06 CLASS 2M2 2.557% 03/25/31		03/25/2022	Paydown		46,536	46,536	45,135	45,135	0	1,401	0	1,401	0	46,536	0	0	0	169	03/25/2031	1.D
..30711X-AB-0	FANNIE MAE CAS SERIES 13-C01 CLASS 1M2 5.707% 10/25/23		03/25/2022	Paydown		169,720	169,720	170,651	170,651	0	(931)	0	(931)	0	169,720	0	0	0	1,413	10/25/2023	1.D
..30711X-AF-1	FANNIE MAE CAS SERIES 14-C02 CLASS 1M2 3.057% 05/25/24		03/25/2022	Paydown		1,468,210	1,468,210	1,450,291	1,450,291	0	17,919	0	17,919	0	1,468,210	0	0	0	6,124	05/25/2024	1.D
..30711X-AH-7	FANNIE MAE CAS SERIES 14-C02 CLASS 2M2 3.057% 05/25/24		03/25/2022	Paydown		119,320	119,320	114,827	114,827	0	4,493	0	4,493	0	119,320	0	0	0	412	05/25/2024	1.D
..30711X-AK-0	FANNIE MAE CAS SERIES 2014-C03 CLASS 1M2 3.457% 07/25/24		03/25/2022	Paydown		1,862,971	1,862,971	1,894,354	1,894,354	0	(31,383)	0	(31,383)	0	1,862,971	0	0	0	8,992	07/25/2024	1.D
..30711X-AP-9	FANNIE MAE CAS SERIES 14-C04 CLASS 1M2 5.357% 11/25/24		03/25/2022	Paydown		139,236	139,236	141,342	141,342	0	(2,106)	0	(2,106)	0	139,236	0	0	0	1,094	11/25/2024	1.D
..30711X-AT-1	FANNIE MAE CAS SERIES 2015-C01 CLASS 1M2 4.757% 02/25/25		03/25/2022	Paydown		1,713,104	1,713,104	1,807,604	1,807,604	0	(94,500)	0	(94,500)	0	1,713,104	0	0	0	11,942	02/25/2025	1.D
..30711X-AX-2	FANNIE MAE-CAS SERIES 2015-C02 CLASS 1M2 4.457% 05/25/25		03/25/2022	Paydown		1,715,464	1,715,464	1,897,387	1,897,387	0	(181,924)	0	(181,924)	0	1,715,464	0	0	0	11,369	05/25/2025	1.D
..30711X-BB-9	FANNIE MAE-CAS SERIES 2015-C03 CLASS 1M2 5.457% 07/25/25		03/25/2022	Paydown		5,554,123	5,554,123	5,844,054	4,980,101	0	(289,931)	0	(289,931)	0	5,554,123	0	0	0	43,879	07/25/2025	1.D
..30711X-BD-5	FANNIE MAE CAS SERIES 15-C03 CLASS 2M2 5.457% 07/25/25		03/25/2022	Paydown		493,692	493,692	508,819	508,819	0	(15,127)	0	(15,127)	0	493,692	0	0	0	3,864	07/25/2025	1.D
..30711X-BF-0	FANNIE MAE-CAS SERIES 2015-C04 CLASS 1M2 6.157% 04/25/28		03/25/2022	Paydown		3,370,867	3,370,867	3,656,162	3,656,162	0	(285,295)	0	(285,295)	0	3,370,867	0	0	0	30,641	04/25/2028	1.D
..30711X-CB-8	FANNIE MAE-CAS SERIES 2016-C02 CLASS 1M2 6.457% 09/25/28		03/25/2022	Paydown		184,064	184,064	190,923	190,923	0	(6,860)	0	(6,860)	0	184,064	0	0	0	1,771	09/25/2028	1.D
..30711X-DD-3	FANNIE MAE CAS SERIES 2016-C04 CLASS 1M2B 4.707% 01/25/29		03/25/2022	Paydown		4,378,400	4,378,400	4,495,276	4,495,276	0	(116,875)	0	(116,875)	0	4,378,400	0	0	0	32,938	01/25/2029	1.D
..30711X-DE-1	FANNIE MAE CAS SERIES 2016-C04 CLASS 1M21 1.500% 01/25/29		01/25/2022	Paydown		0	0	2,148	0	0	0	0	0	0	0	0	0	0	1,075	01/25/2029	1.E FE
..30711X-DK-7	FANNIE MAE CAS SERIES 16-C05 CLASS 2M2 4.907% 01/25/29		03/25/2022	Paydown		825,914	825,914	811,472	811,472	0	14,443	0	14,443	0	825,914	0	0	0	8,666	01/25/2029	1.D
..30711X-DS-0	FANNIE MAE-CAS SERIES 2016-C06 CLASS 1M2 4.707% 04/25/29		03/25/2022	Paydown		5,050,370	5,050,370	5,131,849	5,131,849	0	(81,479)	0	(81,479)	0	5,050,370	0	0	0	34,779	04/25/2029	1.D
..30711X-EP-5	FANNIE MAE-CAS SERIES 2017-C01 CLASS 1M2 4.007% 07/25/29		03/25/2022	Paydown		292,168	292,168	300,234	300,234	0	(8,066)	0	(8,066)	0	292,168	0	0	0	2,110	07/25/2029	1.D
..30711X-JT-2	FANNIE MAE CAS SERIES 2017-C03 CLASS 1M2A 3.457% 10/25/29		03/25/2022	Paydown		2,513,313	2,513,313	2,514,969	2,514,969	0	(1,656)	0	(1,656)	0	2,513,313	0	0	0	12,269	10/25/2029	1.D
..30711X-JX-3	FANNIE MAE-CAS SERIES 2017-C03 CLASS 1M2 3.457% 10/25/29		03/30/2022	NOMURA SECURITIES		7,320,776	7,177,232	7,393,456	7,393,456	0	37,708	0	37,708	0	7,431,164	0	(110,387)	(110,387)	59,755	10/25/2029	1.D
..30711X-JX-3	FANNIE MAE-CAS SERIES 2017-C03 CLASS 1M2 3.457% 10/25/29		03/25/2022	Paydown		1,744,252	1,744,252	1,788,383	1,788,383	0	(44,130)	0	(44,130)	0	1,744,252	0	0	0	8,515	10/25/2029	1.D
..30711X-LT-9	FANNIE MAE-CAS SERIES 2017-C04 CLASS 2M2 3.307% 11/25/29		03/25/2022	Paydown		740,564	740,564	740,234	740,234	0	330	0	330	0	740,564	0	0	0	4,968	11/25/2029	1.D

EO5.10

STATEMENT AS OF MARCH 31, 2022 OF THE VOYA RETIREMENT INSURANCE AND ANNUITY COMPANY

SCHEDULE D - PART 4

Show All Long-Term Bonds and Stock Sold, Redeemed or Otherwise Disposed of During the Current Quarter

1	2	3	4	5	6	7	8	9	10	Change In Book/Adjusted Carrying Value					16	17	18	19	20	21	22
										11	12	13	14	15							
CUSIP Identification	Description	Foreign	Disposal Date	Name of Purchaser	Number of Shares of Stock	Consideration	Par Value	Actual Cost	Prior Year Book/Adjusted Carrying Value	Unrealized Valuation Increase/(Decrease)	Current Year's (Amortization)/Accretion	Current Year's Other Than Temporary Impairment Recognized	Total Change in Book/Adjusted Carrying Value (11 + 12 - 13)	Total Foreign Exchange Change in Book /Adjusted Carrying Value	Book/Adjusted Carrying Value at Disposal Date	Foreign Exchange Gain (Loss) on Disposal	Realized Gain (Loss) on Disposal	Total Gain (Loss) on Disposal	Bond Interest/Stock Dividends Received During Year	Stated Contractual Maturity Date	NAIC Designation, NAIC Designation Modifier and SVO Administrative Symbol
30711X-NT-7	FANNIE MAE CAS SERIES 2017-C05 CLASS 1M2A 2.657% 01/25/30		01/25/2022	Paydown		255,803	255,803	258,042	258,042	0	(2,239)	0	(2,239)	0	255,803	0	0	0	474	01/25/2030	1.D
30711X-NX-8	FANNIE MAE-CAS SERIES 2017-C05 CLASS 1M2 2.657% 01/25/30		03/25/2022	Paydown		1,321,270	1,321,270	1,334,756	1,334,756	0	(13,486)	0	(13,486)	0	1,321,270	0	0	0	4,644	01/25/2030	1.D
30711X-PL-2	FANNIE MAE CAS SERIES 2017-C05 CLASS 1B13 1.000% 01/25/30		03/25/2022	Paydown		0	0	0	0	0	0	0	0	0	0	0	0	0	7,878	01/25/2030	1.F FE
30711X-QC-1	FANNIE MAE CAS SERIES 2017-C05 CLASS 1ED5 2.657% 01/25/30		03/25/2022	Paydown		1,149,434	1,149,434	1,152,520	1,152,520	0	(3,086)	0	(3,086)	0	1,149,434	0	0	0	4,040	01/25/2030	1.D
30711X-SX-3	FANNIE MAE CAS SERIES 2017-C06 CLASS 2M2 3.257% 02/25/30		03/25/2022	Paydown		96,192	96,192	94,906	94,906	0	1,287	0	1,287	0	96,192	0	0	0	462	02/25/2030	1.D
30711X-WX-8	FANNIE MAE CAS SERIES 2017-C07 CLASS 2M2 2.957% 05/25/30		03/25/2022	Paydown		31,206	31,206	30,566	30,566	0	640	0	640	0	31,206	0	0	0	134	05/25/2030	1.D
30711X-YX-6	FANNIE MAE CAS SERIES 2018-C01 CLASS 1M2 2.707% 07/25/30		03/31/2022	Various		14,343,275	14,254,186	14,405,407	14,405,407	0	53,325	0	53,325	0	14,458,732	0	(115,457)	(115,457)	90,633	07/25/2030	1.D
30711X-YX-6	FANNIE MAE CAS SERIES 2018-C01 CLASS 1M2 2.707% 07/25/30		03/25/2022	Paydown		3,738,615	3,738,615	3,764,269	3,764,269	0	(25,654)	0	(25,654)	0	3,738,615	0	0	0	17,451	07/25/2030	1.D
31282Y-AE-9	FREDDIEMAC STRIPS SERIES 106 CLASS B 8.000% 06/01/22		03/01/2022	Paydown		0	0	24	4	0	(4)	0	(4)	0	0	0	0	0	9	06/01/2022	1.A
31282Y-AN-9	FREDDIEMAC STRIPS SERIES 138 CLASS A 8.000% 08/01/22		03/01/2022	Paydown		0	0	24	8	0	(8)	0	(8)	0	0	0	0	0	8	08/01/2022	1.A
31282Y-AS-8	FREDDIEMAC STRIPS SERIES 143 CLASS B 8.000% 10/01/22		03/01/2022	Paydown		0	0	105	13	0	(13)	0	(13)	0	0	0	0	0	8	10/01/2022	1.A
31282Y-CW-7	FREDDIEMAC STRIPS SERIES 267 CLASS 10 7.000% 04/01/30		03/01/2022	Paydown		0	0	1,037	1,037	0	(1,037)	0	(1,037)	0	0	0	0	0	79	04/01/2030	1.A
31283G-KM-8	FHLMC GOLD POOL G00300 9.500% 04/01/25		03/01/2022	Paydown		165	165	183	174	0	(9)	0	(9)	0	165	0	0	0	3	04/01/2025	1.A
31283G-YX-9	FHLMC GOLD POOL G00726 8.000% 06/01/27		03/01/2022	Paydown		32	32	32	32	0	0	0	0	0	32	0	0	0	0	06/01/2027	1.A
3128HV-A5-8	FREDDIEMAC STRIP SERIES 225 CLASS PO 0.000% 11/15/33		03/01/2022	Paydown		31,247	31,247	28,190	28,190	0	3,057	0	3,057	0	31,247	0	0	0	0	11/15/2033	1.A
3128HV-C6-2	FREDDIEMAC STRIP SERIES 242 CLASS PO 0.000% 11/15/36		03/01/2022	Paydown		44,278	44,278	38,830	38,830	0	5,449	0	5,449	0	44,278	0	0	0	0	11/15/2036	1.A
3128HV-WK-7	FREDDIEMAC STRIP SERIES 269 CLASS PO 0.000% 08/15/42		03/01/2022	Paydown		142,313	142,313	95,428	95,428	0	46,885	0	46,885	0	142,313	0	0	0	0	08/15/2042	1.A
3128K5-ZE-5	FHLMC POOL A45241 6.000% 02/01/35		03/01/2022	Paydown		9,612	9,612	9,919	9,919	0	(236)	0	(236)	0	9,612	0	0	0	87	02/01/2035	1.A
3128M6-M6-2	FHLMC GOLD POOL G04581 6.500% 08/01/38		03/01/2022	Paydown		225	225	243	243	0	(19)	0	(19)	0	225	0	0	0	2	08/01/2038	1.A
3128M7-VM-2	FHLMC GOLD POOL G05816 5.500% 11/01/38		03/01/2022	Paydown		18,875	18,875	20,594	20,594	0	(1,719)	0	(1,719)	0	18,875	0	0	0	145	11/01/2038	1.A
3128MJ-Y4-7	FHLMC GOLD POOL G06988 3.500% 03/01/46		03/01/2022	Paydown		630,382	630,382	660,867	660,867	0	(30,485)	0	(30,485)	0	630,382	0	0	0	3,577	03/01/2046	1.A
3128MJ-XK-1	FHLMC GOLD POOL G06881 3.500% 12/01/45		03/01/2022	Paydown		235,164	235,164	245,195	245,195	0	(10,031)	0	(10,031)	0	235,164	0	0	0	1,268	12/01/2045	1.A
312907-6X-1	FREDDIE MAC SERIES 1189 CLASS H 9.159% 01/15/22		01/15/2022	Paydown		1	1	1	1	0	0	0	0	0	1	0	0	0	0	01/15/2022	1.A
312910-3T-7	FREDDIE MAC SERIES 1311 CLASS LB 1033% 07/15/22		03/01/2022	Paydown		51	51	108	108	0	(57)	0	(57)	0	51	0	0	0	88	07/15/2022	1.A
312910-H5-4	FREDDIE MAC SERIES 1315 CLASS SA 10227% 07/15/22		03/15/2022	Paydown		3	3	28	28	0	(26)	0	(26)	0	3	0	0	0	56	07/15/2022	1.A
312910-H9-6	FREDDIE MAC SERIES 1315 CLASS III 673.814% 07/15/22		03/01/2022	Paydown		17	17	70	34	0	(17)	0	(17)	0	17	0	0	0	23	07/15/2022	1.A
312912-A6-5	FREDDIE MAC SERIES 1403 CLASS N 7.500% 10/15/22		03/01/2022	Paydown		38,884	38,884	38,887	38,887	0	(3)	0	(3)	0	38,884	0	0	0	487	11/15/2022	1.A
312912-ML-9	FREDDIE MAC SERIES 1395 CLASS S 9.127% 10/15/22		03/15/2022	Paydown		0	0	156	156	0	(156)	0	(156)	0	0	0	0	0	157	10/15/2022	1.A
312929-FS-6	FHLMC GOLD POOL A82877 5.500% 11/01/38		03/01/2022	Paydown		2,220	2,220	2,348	2,348	0	(128)	0	(128)	0	2,220	0	0	0	20	11/01/2038	1.A
312929-ST-9	FHLMC POOL C00858 8.000% 07/01/29		03/01/2022	Paydown		56	56	56	56	0	(1)	0	(1)	0	56	0	0	0	1	07/01/2029	1.A
312929-N3-6	FHLMC POOL C00410 8.000% 07/01/25		03/01/2022	Paydown		66	66	66	66	0	0	0	0	0	66	0	0	0	1	07/01/2025	1.A
31292H-AA-2	FHLMC GOLD POOL C00901 8.000% 12/01/29		03/01/2022	Paydown		135	135	137	137	0	(2)	0	(2)	0	135	0	0	0	1	12/01/2029	1.A
31292K-2X-4	FHLMC GOLD POOL C03490 4.500% 08/01/40		03/01/2022	Paydown		805	805	839	839	0	(34)	0	(34)	0	805	0	0	0	6	08/01/2040	1.A

EO5.11

STATEMENT AS OF MARCH 31, 2022 OF THE VOYA RETIREMENT INSURANCE AND ANNUITY COMPANY

SCHEDULE D - PART 4

Show All Long-Term Bonds and Stock Sold, Redeemed or Otherwise Disposed of During the Current Quarter

1	2	3	4	5	6	7	8	9	10	Change In Book/Adjusted Carrying Value					16	17	18	19	20	21	22
										11	12	13	14	15							
CUSIP Identification	Description	For- eign	Disposal Date	Name of Purchaser	Number of Shares of Stock	Consid- eration	Par Value	Actual Cost	Prior Year Book/ Adjusted Carrying Value	Unrealized Valuation Increase/ (Decrease)	Current Year's (Amor- tization)/ Accretion	Current Year's Other Than Temporary Impairment Recogn- ized	Total Change in Book/ Adjusted Carrying Value (11 + 12 - 13)	Total Foreign Exchange Change in Book /Adjusted Carrying Value	Book/ Adjusted Carrying Value at Disposal Date	Foreign Exchange Gain (Loss) on Disposal	Realized Gain (Loss) on Disposal	Total Gain (Loss) on Disposal	Bond Interest/ Stock Dividends Received During Year	Stated Con- tractual Maturity Date	NAIC Desig- nation, NAIC Desig- nation Modifier and SVO Admini- strative Symbol
312941-K7-1	FHLMC GOLD POOL A93018 5.000% 07/01/40		03/01/2022	Paydown		106,172	106,172	112,974	112,838	0	(6,665)	0	(6,665)	0	106,172	0	0	0	884	07/01/2040	1.A
312941-UM-5	FHLMC GOLD POOL A93297 5.000% 08/01/40		03/01/2022	Paydown		98,327	98,327	104,734	104,009	0	(5,682)	0	(5,682)	0	98,327	0	0	0	714	08/01/2040	1.A
312941-Z0-3	FHLMC GOLD POOL A93451 4.500% 08/01/40		03/01/2022	Paydown		728	728	761	759	0	(31)	0	(31)	0	728	0	0	0	5	08/01/2040	1.A
31298C-KW-8	FHLMC GOLD POOL C43909 8.000% 10/01/30		03/01/2022	Paydown		1	1	1	1	0	0	0	0	0	1	0	0	0	0	10/01/2030	1.A
31325U-PC-4	FREDDIE MAC STRIPS SERIES 304 CLASS C23 3.500% 02/15/42		03/15/2022	Paydown		0	0	44,356	44,356	0	(44,356)	0	(44,356)	0	0	0	0	0	2,021	02/15/2042	1.A
31325U-PJ-9	FREDDIE MAC STRIPS SERIES 304 CLASS C29 2.500% 12/15/27		03/15/2022	Paydown		0	0	27,883	27,883	0	(27,883)	0	(27,883)	0	0	0	0	0	2,476	12/15/2027	1.A
31325U-PK-4	FREDDIE MAC STRIPS SERIES 311 CLASS S1 5.553% 08/15/43		03/15/2022	Paydown		0	0	214,032	214,032	0	(214,032)	0	(214,032)	0	0	0	0	0	12,077	08/15/2043	1.A
31325X-U9-9	FREDDIE MAC STRIP SERIES 365 CLASS C21 3.500% 10/15/47		03/01/2022	Paydown		0	0	428,170	428,170	0	(428,170)	0	(428,170)	0	0	0	0	0	13,770	10/15/2047	1.A
31325X-VH-0	FREDDIE MAC STRIP SERIES 365 CLASS C29 5.000% 06/15/46		03/01/2022	Paydown		0	0	283,815	283,815	0	(283,815)	0	(283,815)	0	0	0	0	0	12,531	06/15/2046	1.A
3132HL-DJ-9	FHLMC GOLD POOL Q10105 3.500% 07/01/42		03/01/2022	Paydown		83,700	83,700	88,814	87,865	0	(4,165)	0	(4,165)	0	83,700	0	0	0	482	07/01/2042	1.A
3132HT-GG-6	FREDDIE MAC STRIPS SERIES 327 CLASS P0 0.000% 03/15/44		03/01/2022	Paydown		368,521	368,521	266,460	266,460	0	102,061	0	102,061	0	368,521	0	0	0	0	03/15/2044	1.A
3132HT-M9-4	FREDDIE MAC STRIP SERIES 308 CLASS P0 0.000% 07/15/43		03/01/2022	Paydown		369,345	369,345	233,005	233,005	0	136,340	0	136,340	0	369,345	0	0	0	0	07/15/2043	1.A
3132HT-SS-6	FREDDIE MAC STRIP SERIES 310 CLASS P0 0.000% 09/15/43		03/01/2022	Paydown		169,926	169,926	123,149	123,149	0	46,777	0	46,777	0	169,926	0	0	0	0	09/15/2043	1.A
3132HT-Y6-7	FREDDIE MAC STRIP SERIES 322 CLASS V1 8.805% 12/15/43		03/15/2022	Paydown		156,693	156,693	181,054	181,054	0	(24,361)	0	(24,361)	0	156,693	0	0	0	2,405	12/15/2043	1.A
3132OP-A5-3	FHLMC GOLD POOL Q32727 3.000% 04/01/45		03/01/2022	Paydown		120,657	120,657	124,239	124,239	0	(3,582)	0	(3,582)	0	120,657	0	0	0	602	04/01/2045	1.A
3132WR-RL-9	FHLMC GOLD POOL W40501 3.870% 09/01/45		03/01/2022	Paydown		51,737	51,737	52,037	52,022	0	(285)	0	(285)	0	51,737	0	0	0	334	09/01/2045	1.A
31335A-KH-0	FHLMC GOLD POOL G60296 3.500% 07/01/45		03/01/2022	Paydown		334,228	334,228	345,926	345,368	0	(11,139)	0	(11,139)	0	334,228	0	0	0	2,297	07/01/2045	1.A
31335A-KW-7	FHLMC GOLD POOL G60309 4.000% 09/01/45		03/01/2022	Paydown		238,427	238,427	252,882	251,994	0	(13,566)	0	(13,566)	0	238,427	0	0	0	1,319	09/01/2045	1.A
313398-VT-3	FHLMC STRUCTURED PASS THRU SERIES T-35 CLASS A 0.737% 09/25/31		03/25/2022	Paydown		48,766	48,766	48,955	48,955	0	(188)	0	(188)	0	48,766	0	0	0	27	09/25/2031	1.A
313399-A9-8	FREDDIE MAC SERIES 2344 CLASS PS 19.899% 08/15/31		03/15/2022	Paydown		0	0	5,731	5,731	0	(5,731)	0	(5,731)	0	0	0	0	0	419	08/15/2031	1.A
31339D-DF-2	FREDDIE MAC SERIES 2420 CLASS MZ 6.500% 02/15/32		03/01/2022	Paydown		41,569	41,569	43,290	43,290	0	(1,721)	0	(1,721)	0	41,569	0	0	0	415	02/15/2032	1.A
31339D-JE-9	FREDDIE MAC SERIES 2422 CLASS SC 7.603% 02/15/32		03/15/2022	Paydown		0	0	0	0	0	0	0	0	0	0	0	0	0	131	02/15/2032	1.A
31339G-4K-4	FREDDIE MAC SERIES 2372 CLASS XS 7.603% 10/15/31		03/15/2022	Paydown		0	0	431	431	0	(431)	0	(431)	0	0	0	0	0	228	10/15/2031	1.A
31339G-C3-3	FREDDIE MAC SERIES 2369 CLASS SU 7.503% 10/15/31		03/15/2022	Paydown		0	0	1,444	1,444	0	(1,444)	0	(1,444)	0	0	0	0	0	196	10/15/2031	1.A
31339G-VC-2	FREDDIE MAC SERIES 2380 CLASS S 7.653% 11/15/31		03/15/2022	Paydown		0	0	0	0	0	0	0	0	0	0	0	0	0	331	11/15/2031	1.A
31339L-JE-1	FREDDIE MAC SERIES 2396 CLASS SM 7.653% 12/15/31		03/15/2022	Paydown		0	0	574	574	0	(574)	0	(574)	0	0	0	0	0	89	12/15/2031	1.A
31339M-LE-6	FREDDIE MAC SERIES 2408 CLASS SM 7.703% 01/15/32		03/15/2022	Paydown		0	0	8,692	8,692	0	(8,692)	0	(8,692)	0	0	0	0	0	1,175	01/15/2032	1.A
31339M-LN-6	FREDDIE MAC SERIES 2407 CLASS SQ 7.403% 01/15/32		03/15/2022	Paydown		0	0	455	455	0	(455)	0	(455)	0	0	0	0	0	113	01/15/2032	1.A
31339N-J2-3	FREDDIE MAC SERIES 2410 CLASS OS 18.469% 02/15/32		03/15/2022	Paydown		36,947	36,947	25,334	25,334	0	11,614	0	11,614	0	36,947	0	0	0	1,044	02/15/2032	1.A
31339N-NE-2	FREDDIE MAC SERIES T-39 CLASS IO 0.250% 06/25/32		01/01/2022	Paydown		0	0	0	0	0	0	0	0	0	0	0	0	0	4	06/25/2032	1.A
31339N-TQ-9	FREDDIE MAC SERIES 2425 CLASS S1 7.703% 03/15/32		03/15/2022	Paydown		0	0	231	231	0	(231)	0	(231)	0	0	0	0	0	218	03/15/2032	1.A

E05.12

STATEMENT AS OF MARCH 31, 2022 OF THE VOYA RETIREMENT INSURANCE AND ANNUITY COMPANY

SCHEDULE D - PART 4

Show All Long-Term Bonds and Stock Sold, Redeemed or Otherwise Disposed of During the Current Quarter

1	2	3	4	5	6	7	8	9	10	Change In Book/Adjusted Carrying Value					16	17	18	19	20	21	22
										11	12	13	14	15							
CUSIP Identification	Description	For-foreign	Disposal Date	Name of Purchaser	Number of Shares of Stock	Consideration	Par Value	Actual Cost	Prior Year Book/Adjusted Carrying Value	Unrealized Valuation Increase/(Decrease)	Current Year's (Amortization)/Accretion	Current Year's Other Than Temporary Impairment Recognized	Total Change in Book/Adjusted Carrying Value (11 + 12 - 13)	Total Foreign Exchange Change in Book /Adjusted Carrying Value	Book/Adjusted Carrying Value at Disposal Date	Foreign Exchange Gain (Loss) on Disposal	Realized Gain (Loss) on Disposal	Total Gain (Loss) on Disposal	Bond Interest/Stock Dividends Received During Year	Stated Contractual Maturity Date	NAIC Designation, NAIC Designation Modifier and SVO Administrative Symbol
31339W-YT-7	FREDDIE MAC SERIES 2439 CLASS XI 6.500% 03/15/32		03/01/2022	Paydown		0	0	1,165	1,164	0	(1,164)	0	(1,164)	0	0	0	0	0	66	03/15/2032	1.A
3133T1-FW-7	FREDDIE MAC SERIES 1599 CLASS S 18.235% 10/15/23		03/15/2022	Paydown		5,122	5,122	5,387	5,387	0	(265)	0	(265)	0	5,122	0	0	0	164	10/15/2023	1.A
3133T1-MD-1	FREDDIE MAC SERIES 1590 CLASS IB 17.439% 10/15/23		03/15/2022	Paydown		16,689	16,689	16,187	16,187	0	501	0	501	0	16,689	0	0	0	533	10/15/2023	1.A
3133T1-NK-4	FREDDIE MAC SERIES 1591 CLASS SJ 9.103% 10/15/23		03/15/2022	Paydown		0	0	67	67	0	(67)	0	(67)	0	0	0	0	0	21	10/15/2023	1.A
3133T2-JH-4	FREDDIE MAC SERIES 2024 CLASS SY 8.842% 11/25/23		03/25/2022	Paydown		0	0	509	509	0	(509)	0	(509)	0	0	0	0	0	163	11/25/2023	1.A
3133T2-PK-8	FREDDIE MAC SERIES 1609 CLASS ID 0.000% 11/25/23		03/01/2022	Paydown		8,927	8,927	8,831	8,831	0	96	0	96	0	8,927	0	0	0	0	11/15/2023	1.A
3133T4-3G-9	FREDDIE MAC SERIES 1715 CLASS SB 26.330% 04/15/24		03/01/2022	Paydown		3,742	3,742	4,260	4,260	0	(518)	0	(518)	0	3,742	0	0	0	164	04/15/2024	1.A
3133T4-K7-0	FREDDIE MAC SERIES 1699 CLASS SD 7.603% 03/15/24		03/15/2022	Paydown		0	0	1,032	1,032	0	(1,032)	0	(1,032)	0	0	0	0	0	306	03/15/2024	1.A
3133T4-YG-5	FREDDIE MAC SERIES 1689 CLASS FI 15.000% 03/15/24		03/15/2022	Paydown		1,184	1,184	1,299	1,299	0	(115)	0	(115)	0	1,184	0	0	0	30	03/15/2024	1.A
3133T7-WJ-4	FREDDIE MAC SERIES 1883 CLASS S 8.053% 09/15/26		03/15/2022	Paydown		0	0	67	67	0	(67)	0	(67)	0	0	0	0	0	45	09/15/2026	1.A
3133T8-AD-9	FREDDIE MAC SERIES 1908 CLASS SB 8.360% 03/15/24		03/01/2022	Paydown		0	0	875	875	0	(875)	0	(875)	0	0	0	0	0	223	03/15/2024	1.A
3133T9-5A-9	FREDDIE MAC SERIES 1932 CLASS U 0.000% 02/15/27		03/01/2022	Paydown		573	573	537	537	0	36	0	36	0	573	0	0	0	0	02/15/2027	1.A
3133TB-HC-7	FREDDIE MAC SERIES 1998 CLASS CF 10.400% 10/15/23		03/01/2022	Paydown		0	0	39	39	0	(39)	0	(39)	0	0	0	0	0	10	10/15/2023	1.A
3133TC-E6-1	FREDDIE MAC SERIES 2013 CLASS SC 2.600% 03/25/24		03/01/2022	Paydown		0	0	203	203	0	(203)	0	(203)	0	0	0	0	0	45	03/25/2024	1.A
3133TC-YS-1	FREDDIE MAC SERIES 2030 CLASS S 8.103% 02/15/28		03/15/2022	Paydown		0	0	685	685	0	(685)	0	(685)	0	0	0	0	0	110	02/15/2028	1.A
3133TD-PX-8	FHLMC STRUCTURED PASS THROUGH SERIES T-11 CLASS A8 6.500% 01/25/28		03/01/2022	Paydown		12,525	12,525	12,835	12,835	0	(309)	0	(309)	0	12,525	0	0	0	142	01/25/2028	1.A
3133TD-SL-1	FREDDIE MAC SERIES 2052 CLASS SC 9.773% 04/15/22		03/15/2022	Paydown		0	0	0	0	0	0	0	0	0	0	0	0	0	18	04/15/2022	1.A
3133TJ-M8-3	FREDDIE MAC SERIES 2127 CLASS S 8.353% 02/15/29		03/15/2022	Paydown		0	0	182	182	0	(182)	0	(182)	0	0	0	0	0	139	02/15/2029	1.A
3133TJ-SA-2	FREDDIE MAC SERIES 2137 CLASS Z 6.000% 03/15/29		03/01/2022	Paydown		3,689	3,689	3,982	3,982	0	(293)	0	(293)	0	3,689	0	0	0	33	03/15/2029	1.A
3133TP-K9-9	FREDDIE MAC SERIES 2245 CLASS EA 0.000% 08/15/30		03/01/2022	Paydown		921	921	887	901	0	20	0	20	0	921	0	0	0	0	08/15/2030	1.A
3133TP-L5-6	FREDDIE MAC SERIES 2245 CLASS VB 1.500% 05/15/23		03/01/2022	Paydown		0	0	265	265	0	(265)	0	(265)	0	0	0	0	0	95	05/15/2023	1.A
3133TP-L7-2	FREDDIE MAC SERIES 2245 CLASS VE 12.903% 05/15/23		03/01/2022	Paydown		7,245	7,245	6,952	6,952	0	293	0	293	0	7,245	0	0	0	163	05/15/2023	1.A
3133TP-L9-8	FREDDIE MAC SERIES 2245 CLASS VH 8.453% 09/15/22		03/15/2022	Paydown		0	0	0	0	0	0	0	0	0	0	0	0	0	108	09/15/2022	1.A
3133TQ-B3-0	FREDDIE MAC SERIES 2259 CLASS S 8.103% 10/15/30		03/15/2022	Paydown		0	0	396	396	0	(396)	0	(396)	0	0	0	0	0	46	10/15/2030	1.A
3133TR-7C-3	FHLMC STRUCTURED PASS THROUGH SERIES T-31 CLASS A7 0.582% 05/25/31		03/25/2022	Paydown		2,776	2,776	2,726	2,726	0	51	0	51	0	2,776	0	0	0	1	05/25/2031	1.A
3133TR-S7-1	FREDDIE MAC SERIES 2295 CLASS SE 7.603% 03/15/31		03/15/2022	Paydown		0	0	314	314	0	(314)	0	(314)	0	0	0	0	0	26	03/15/2031	1.A
3133TS-BJ-1	FREDDIE MAC SERIES 2293 CLASS SM 0.387% 03/15/31		03/15/2022	Paydown		0	0	0	0	0	0	0	0	0	0	0	0	0	0	03/15/2031	1.A

E05.13

STATEMENT AS OF MARCH 31, 2022 OF THE VOYA RETIREMENT INSURANCE AND ANNUITY COMPANY

SCHEDULE D - PART 4

Show All Long-Term Bonds and Stock Sold, Redeemed or Otherwise Disposed of During the Current Quarter

1	2	3	4	5	6	7	8	9	10	Change In Book/Adjusted Carrying Value					16	17	18	19	20	21	22
										11	12	13	14	15							
CUSIP Identification	Description	For- eign	Disposal Date	Name of Purchaser	Number of Shares of Stock	Consid- eration	Par Value	Actual Cost	Prior Year Book/ Adjusted Carrying Value	Unrealized Valuation Increase/ (Decrease)	Current Year's (Amor- tization)/ Accretion	Current Year's Other Than Temporary Impairment Recogn- ized	Total Change in Book/ Adjusted Carrying Value (11 + 12 - 13)	Total Foreign Exchange Change in Book /Adjusted Carrying Value	Book/ Adjusted Carrying Value at Disposal Date	Foreign Exchange Gain (Loss) on Disposal	Realized Gain (Loss) on Disposal	Total Gain (Loss) on Disposal	Bond Interest/ Stock Dividends Received During Year	Stated Con- tractual Maturity Date	NAIC Desig- nation, NAIC Desig- nation Modifier and SVO Admini- strative Symbol
..3133TT-TN-1	FREDDIE MAC SERIES 2330 CLASS PS 19.969% 06/15/31		03/15/2022	Paydown		5,888	5,888	6,050	6,050	0	(162)	0	(162)	0	5,888	0	0	0	231	06/15/2031	1.A
..3133TU-F5-2	FREDDIE MAC SERIES 2323 CLASS UD 7.603% 10/15/28		03/15/2022	Paydown		0	0	5,369	5,369	0	(5,369)	0	(5,369)	0	0	0	0	0	972	10/15/2028	1.A
..31352D-FJ-4	FREDDIE MAC STRIPS SERIES 350 CLASS S2 1.479% 09/15/40		03/01/2022	Paydown		0	0	194,127	194,127	0	(194,127)	0	(194,127)	0	0	0	0	0	9,619	09/15/2040	1.A
..31358L-CA-2	FANNIE MAE SERIES 1992-11 CLASS G 1008% 01/25/22		01/01/2022	Paydown		0	0	0	0	0	(1)	0	(1)	0	0	0	0	0	0	01/25/2022	1.A
..31358L-JX-5	FANNIE MAE SERIES 1992-6 CLASS K 942.174% 01/25/22		01/01/2022	Paydown		0	0	0	0	0	0	0	0	0	0	0	0	0	0	01/25/2022	1.A
..31358L-ZA-7	FANNIE MAE SERIES G92-11 CLASS SC 1165% 02/25/22		01/25/2022	Paydown		1	1	2	0	0	1	0	1	0	1	0	0	0	1	02/25/2022	1.A
..31358M-2B-9	FANNIE MAE SERIES 1992-73 CLASS SQ 8593% 05/25/22		03/25/2022	Paydown		5	5	5	5	0	(1)	0	(1)	0	5	0	0	0	75	05/25/2022	1.A
..31358M-M3-5	FANNIE MAE SERIES G92-16 CLASS SQ 1008% 05/25/22		03/25/2022	Paydown		2	2	0	0	0	2	0	2	0	2	0	0	0	4	05/25/2022	1.A
..31358M-XA-7	FANNIE MAE SERIES 1992-49 CLASS M 1125% 04/25/22		03/01/2022	Paydown		5	5	30	9	0	(3)	0	(3)	0	5	0	0	0	9	04/25/2022	1.A
..31358N-P7-1	FANNIE MAE SERIES 1992-112 CLASS JC 988.000% 07/25/22		03/01/2022	Paydown		26	26	53	53	0	(27)	0	(27)	0	26	0	0	0	49	07/25/2022	1.A
..31358Q-5S-0	FANNIE MAE SERIES 1992-180 CLASS MA 868.605% 10/25/22		02/28/2022	DIRECT		18	9	25	25	0	0	0	0	0	25	0	(7)	(7)	13	10/25/2022	1.A
..31358Q-5S-0	FANNIE MAE SERIES 1992-180 CLASS MA 868.605% 10/25/22		03/01/2022	Paydown		13	13	35	35	0	(22)	0	(22)	0	13	0	0	0	17	10/25/2022	1.A
..31358Q-AT-2	FANNIE MAE SERIES 1992-161 CLASS SA 23.730% 09/25/22		03/25/2022	Paydown		1,945	1,945	1,989	1,989	0	(44)	0	(44)	0	1,945	0	0	0	81	09/25/2022	1.A
..31358Q-SY-2	FANNIE MAE SERIES G92-52 CLASS SQ 18071% 09/25/22		03/25/2022	Paydown		3	4	0	0	0	3	0	3	0	3	0	0	0	139	09/25/2022	1.A
..31358R-A8-6	FANNIE MAE SERIES 1992-211 CLASS L 7.500% 12/25/22		03/01/2022	Paydown		15,957	15,957	15,879	15,879	0	79	0	79	0	15,957	0	0	0	207	12/25/2022	1.A
..31358R-YU-1	FANNIE MAE SERIES G92-65 CLASS LD 744.500% 11/25/22		03/01/2022	Paydown		19	19	93	49	0	(30)	0	(30)	0	19	0	0	0	29	11/25/2022	1.A
..31358S-3E-9	FANNIE MAE SERIES 2000-53 CLASS S 8.143% 07/25/22		03/25/2022	Paydown		0	0	0	0	0	0	0	0	0	0	0	0	0	95	07/25/2022	1.A
..31358S-HM-6	FANNIE MAE SERIES 2000-CLASS SD 8.143% 09/25/30		03/25/2022	Paydown		0	0	646	646	0	(646)	0	(646)	0	0	0	0	0	65	09/25/2030	1.A
..31358S-N4-9	FANNIE MAE SERIES 2000-46 CLASS VB 2.200% 07/25/23		03/25/2022	Paydown		0	0	219	219	0	(219)	0	(219)	0	0	0	0	0	71	07/25/2023	1.A
..31358S-VM-0	FANNIE MAE SERIES 2000-36 CLASS S 8.043% 06/25/30		03/25/2022	Paydown		0	0	243	243	0	(243)	0	(243)	0	0	0	0	0	105	06/25/2030	1.A
..31358T-BL-2	FANNIE MAE SERIES 1993-2 CLASS H 16.000% 01/25/23		03/01/2022	Paydown		287	287	306	295	0	(8)	0	(8)	0	287	0	0	0	8	01/25/2023	1.A
..31358T-GW-1	FANNIE MAE SERIES 1993-124 CLASS M 0.000% 10/25/22		03/01/2022	Paydown		3,084	3,084	3,038	3,038	0	46	0	46	0	3,084	0	0	0	0	10/25/2022	1.A
..31358Q-5T-6	FANNIE MAE SERIES 1993-165 CLASS SW 10.000% 09/25/23		03/25/2022	Paydown		1,427	1,427	1,475	1,475	0	(48)	0	(48)	0	1,427	0	0	0	24	09/25/2023	1.A
..31358Q-TU-0	FANNIE MAE SERIES 1994-46 CLASS E 0.000% 11/25/23		03/01/2022	Paydown		1,554	1,554	1,520	1,520	0	33	0	33	0	1,554	0	0	0	0	11/25/2023	1.A
..31358H-YD-0	FANNIE MAE SERIES 1994-42 CLASS SE 22.428% 04/25/24		03/01/2022	Paydown		2,492	2,492	2,711	2,711	0	(219)	0	(219)	0	2,492	0	0	0	94	04/25/2024	1.A
..31358Q-AN-7	FANNIE MAE SERIES 1996-14 CLASS SJ 17.355% 04/25/24		03/01/2022	Paydown		0	0	856	856	0	(856)	0	(856)	0	0	0	0	0	208	04/25/2024	1.A
..31358P-K8-8	FANNIE MAE SERIES G97-4 CLASS SA 8.259% 06/17/27		03/17/2022	Paydown		0	0	2,893	2,893	0	(2,893)	0	(2,893)	0	0	0	0	0	365	06/17/2027	1.A

EO5.14

STATEMENT AS OF MARCH 31, 2022 OF THE VOYA RETIREMENT INSURANCE AND ANNUITY COMPANY

SCHEDULE D - PART 4

Show All Long-Term Bonds and Stock Sold, Redeemed or Otherwise Disposed of During the Current Quarter

1	2	3	4	5	6	7	8	9	10	Change In Book/Adjusted Carrying Value					16	17	18	19	20	21	22
										11	12	13	14	15							
CUSIP Identification	Description	For- eign	Disposal Date	Name of Purchaser	Number of Shares of Stock	Consid- eration	Par Value	Actual Cost	Prior Year Book/ Adjusted Carrying Value	Unrealized Valuation Increase/ (Decrease)	Current Year's (Amor- tization)/ Accretion	Current Year's Other Than Temporary Impairment Recogn- ized	Total Change in Book/ Adjusted Carrying Value (11 + 12 - 13)	Total Foreign Exchange Change in Book /Adjusted Carrying Value	Book/ Adjusted Carrying Value at Disposal Date	Foreign Exchange Gain (Loss) on Disposal	Realized Gain (Loss) on Disposal	Total Gain (Loss) on Disposal	Bond Interest/ Stock Dividends Received During Year	Stated Con- tractual Maturity Date	NAIC Desig- nation, NAIC Desig- nation Modifier and SVO Admini- strative Symbol
31359P-QU-3	FANNIE MAE SERIES 1997-33 CLASS K 8.500% 04/25/24		03/01/2022	Paydown		0	0	66	66	0	(66)	0	(66)	0	0	0	0	0	50	04/25/2024	1.A
31359P-WY-8	FANNIE MAE SERIES 1997-34 CLASS SB 7.500% 10/25/23		03/25/2022	Paydown		0	0	244	244	0	(244)	0	(244)	0	0	0	0	0	65	10/25/2023	1.A
31359Q-FP-4	FANNIE MAE SERIES 1997-50 CLASS SQ 1.350% 10/25/23		03/25/2022	Paydown		0	0	489	489	0	(489)	0	(489)	0	0	0	0	0	132	10/25/2023	1.A
31359Q-FQ-2	FANNIE MAE SERIES 1997-50 CLASS SC 0.650% 10/25/23		03/25/2022	Paydown		0	0	86	86	0	(86)	0	(86)	0	0	0	0	0	23	10/25/2023	1.A
31359Q-NY-6	FANNIE MAE SERIES 1997-61 CLASS PK 8.000% 08/18/27		03/01/2022	Paydown		0	0	438	438	0	(438)	0	(438)	0	0	0	0	0	37	08/18/2027	1.A
31359Q-UU-6	FANNIE MAE SERIES 1997-56 CLASS QG 7.500% 09/18/27		03/01/2022	Paydown		0	0	65	55	0	(55)	0	(55)	0	0	0	0	0	5	09/18/2027	1.A
31359S-BA-7	FANNIE MAE SERIES 2001-8 CLASS SD 8.282% 03/18/31		03/18/2022	Paydown		0	0	128	128	0	(128)	0	(128)	0	0	0	0	0	50	03/18/2031	1.A
31359S-MU-1	FANNIE MAE SERIES 2001-5 CLASS SG 7.659% 02/17/31		03/17/2022	Paydown		0	0	456	456	0	(456)	0	(456)	0	0	0	0	0	310	02/17/2031	1.A
31359T-TE-2	FANNIEMAE ACES SERIES 1998-N5 CLASS X 1.461% 07/25/28		03/01/2022	Paydown		0	0	0	0	0	0	0	0	0	0	0	0	0	50	07/25/2028	1.A
31359U-3Y-9	FANNIE MAE SERIES 1998-66 CLASS QK 7.743% 12/25/28		03/25/2022	Paydown		0	0	53	0	0	0	0	0	0	0	0	0	0	160	12/25/2028	1.A
31359V-F9-9	FANNIE MAE SERIES 1999-22 CLASS SI 13.440% 10/25/22		03/25/2022	Paydown		0	0	94	94	0	(94)	0	(94)	0	0	0	0	0	90	10/25/2022	1.A
31359V-QM-8	FANNIE MAE SERIES 1999-6 CLASS SE 7.244% 02/17/29		03/17/2022	Paydown		0	0	611	611	0	(611)	0	(611)	0	0	0	0	0	276	02/17/2029	1.A
31359W-2Y-6	FANNIE MAE SERIES 1999-51 CLASS S 8.559% 09/17/29		03/17/2022	Paydown		0	0	786	786	0	(786)	0	(786)	0	0	0	0	0	201	09/17/2029	1.A
31359X-6C-8	FANNIE MAE SERIES 2000-18 CLASS SC 6.543% 10/25/23		03/25/2022	Paydown		0	0	1,496	1,496	0	(1,496)	0	(1,496)	0	0	0	0	0	498	10/25/2023	1.A
31359X-7D-5	FANNIE MAE SERIES 2000-23 CLASS SB 8.043% 07/25/30		03/25/2022	Paydown		0	0	2,054	2,054	0	(2,054)	0	(2,054)	0	0	0	0	0	208	07/25/2030	1.A
31359X-HH-5	FANNIE MAE SERIES 1999-57 CLASS SE 8.643% 12/25/29		03/25/2022	Paydown		0	0	50	50	0	(50)	0	(50)	0	0	0	0	0	140	12/25/2029	1.A
31359X-PV-5	FANNIE MAE SERIES 1999-64 CLASS SE 7.943% 01/25/30		03/25/2022	Paydown		0	0	0	0	0	0	0	0	0	0	0	0	0	122	01/25/2030	1.A
31364H-K6-3	FANNIEMAE STRIP SERIES 268 CLASS 2 9.000% 02/25/23		03/01/2022	Paydown		0	0	16	16	0	(16)	0	(16)	0	0	0	0	0	26	02/25/2023	1.A
31364H-N4-5	FANNIEMAE STRIP SERIES 279 CLASS 2 9.000% 07/25/26		03/01/2022	Paydown		0	0	472	472	0	(472)	0	(472)	0	0	0	0	0	76	07/25/2026	1.A
31364H-P4-3	FANNIEMAE STRIP SERIES 283 CLASS 2 9.000% 11/25/26		03/01/2022	Paydown		0	0	5	1	0	(1)	0	(1)	0	0	0	0	0	4	11/25/2026	1.A
31364H-R8-2	FANNIEMAE STRIP SERIES 293 CLASS 2 6.000% 12/25/24		03/01/2022	Paydown		0	0	75	49	0	(49)	0	(49)	0	0	0	0	0	12	12/25/2024	1.A
31364H-T5-6	FANNIEMAE STRIP SERIES 300 CLASS 1 0.000% 09/25/24		03/01/2022	Paydown		4,203	4,203	4,127	4,127	0	76	0	76	0	4,203	0	0	0	0	09/25/2024	1.A
3136A0-J7-3	FANNIE MAE SERIES 2011-86 CLASS NS 5.493% 09/25/41		03/25/2022	Paydown		0	0	53,607	53,607	0	(53,607)	0	(53,607)	0	0	0	0	0	4,152	09/25/2041	1.A
3136A1-AU-9	FANNIE MAE SERIES 2011-102 CLASS SA 6.143% 10/25/41		03/25/2022	Paydown		0	0	41,711	41,711	0	(41,711)	0	(41,711)	0	0	0	0	0	2,076	10/25/2041	1.A
3136A1-VV-4	FANNIE MAE SERIES 2011-160 CLASS SM 5.543% 04/25/39		03/25/2022	Paydown		0	0	35,171	35,171	0	(35,171)	0	(35,171)	0	0	0	0	0	2,890	04/25/2039	1.A
3136A1-XZ-3	FANNIE MAE SERIES 2011-107 CLASS ES 5.593% 10/25/41		03/25/2022	Paydown		0	0	107,814	107,814	0	(107,814)	0	(107,814)	0	0	0	0	0	5,644	10/25/2041	1.A
3136A2-3M-3	FANNIE MAE SERIES 2011-144 CLASS JS 6.043% 01/25/42		03/25/2022	Paydown		0	0	65,631	65,631	0	(65,631)	0	(65,631)	0	0	0	0	0	3,984	01/25/2042	1.A

EO5.15

STATEMENT AS OF MARCH 31, 2022 OF THE VOYA RETIREMENT INSURANCE AND ANNUITY COMPANY

SCHEDULE D - PART 4

Show All Long-Term Bonds and Stock Sold, Redeemed or Otherwise Disposed of During the Current Quarter

1	2	3	4	5	6	7	8	9	10	Change In Book/Adjusted Carrying Value					16	17	18	19	20	21	22
										11	12	13	14	15							
CUSIP Identification	Description	Foreign	Disposal Date	Name of Purchaser	Number of Shares of Stock	Consideration	Par Value	Actual Cost	Prior Year Book/Adjusted Carrying Value	Unrealized Valuation Increase/(Decrease)	Current Year's (Amortization)/Accretion	Current Year's Other Than Temporary Impairment Recognized	Total Change in Book/Adjusted Carrying Value (11 + 12 - 13)	Total Foreign Exchange Change in Book /Adjusted Carrying Value	Book/Adjusted Carrying Value at Disposal Date	Foreign Exchange Gain (Loss) on Disposal	Realized Gain (Loss) on Disposal	Total Gain (Loss) on Disposal	Bond Interest/Stock Dividends Received During Year	Stated Contractual Maturity Date	NAIC Designation, NAIC Designation Modifier and SVO Administrative Symbol
3136A2-AT-0	FANNIE MAE SERIES 2011-110 CLASS SE 6.143% 04/25/41		03/25/2022	Paydown		0	0	61,737	61,737	0	(61,737)	0	(61,737)	0	0	0	0	0	7,399	04/25/2041	1.A
3136A2-AX-1	FANNIE MAE SERIES 2011-110 CLASS SA 6.153% 04/25/41		03/25/2022	Paydown		0	0	25,125	25,125	0	(25,125)	0	(25,125)	0	0	0	0	0	3,011	04/25/2041	1.A
3136A2-CR-2	FANNIE MAE SERIES 2011-110 CLASS AS 6.193% 04/25/41		03/25/2022	Paydown		0	0	20,334	20,334	0	(20,334)	0	(20,334)	0	0	0	0	0	2,435	04/25/2041	1.A
3136A2-WA-7	FANNIE MAE SERIES 2011-126 CLASS SJ 5.543% 12/25/41		03/25/2022	Paydown		0	0	145,013	145,013	0	(145,013)	0	(145,013)	0	0	0	0	0	7,604	12/25/2041	1.A
3136A3-C9-0	FANNIE MAE SERIES 2012-9 CLASS CS 6.093% 02/25/42		03/25/2022	Paydown		0	0	125,527	125,527	0	(125,527)	0	(125,527)	0	0	0	0	0	7,772	02/25/2042	1.A
3136A3-JH-5	FANNIE MAE SERIES 2011-137 CLASS GI 5.500% 01/25/27		03/01/2022	Paydown		0	0	5,656	5,656	0	(5,656)	0	(5,656)	0	0	0	0	0	2,000	01/25/2027	1.A
3136A4-6A-2	FANNIE MAE SERIES 2012-37 CLASS CS 6.093% 01/25/40		03/25/2022	Paydown		0	0	30,735	30,735	0	(30,735)	0	(30,735)	0	0	0	0	0	4,103	01/25/2040	1.A
3136A4-PY-9	FANNIE MAE SERIES 2012-16 CLASS ST 5.993% 03/25/42		03/25/2022	Paydown		0	0	143,548	143,548	0	(143,548)	0	(143,548)	0	0	0	0	0	6,280	03/25/2042	1.A
3136A5-3A-2	FANNIE MAE SERIES 2012-55 CLASS CS 5.993% 05/25/42		03/25/2022	Paydown		0	0	71,202	71,202	0	(71,202)	0	(71,202)	0	0	0	0	0	3,220	05/25/2042	1.A
3136A5-T4-8	FANNIE MAE SERIES 2012-49 CLASS SQ 6.043% 05/25/42		03/25/2022	Paydown		0	0	53,680	53,680	0	(53,680)	0	(53,680)	0	0	0	0	0	3,176	05/25/2042	1.A
3136A5-UN-4	FANNIE MAE SERIES 2012-30 CLASS HS 5.993% 04/25/42		03/25/2022	Paydown		0	0	70,570	70,570	0	(70,570)	0	(70,570)	0	0	0	0	0	3,551	04/25/2042	1.A
3136A6-LN-2	FANNIE MAE SERIES 2012-62 CLASS SG 5.523% 06/25/42		03/25/2022	Paydown		0	0	66,898	66,898	0	(66,898)	0	(66,898)	0	0	0	0	0	3,315	06/25/2042	1.A
3136A6-SE-5	FANNIE MAE SERIES 2012-59 CLASS S 5.543% 06/25/42		03/25/2022	Paydown		0	0	53,797	53,797	0	(53,797)	0	(53,797)	0	0	0	0	0	3,638	06/25/2042	1.A
3136A7-AK-8	FANNIE MAE SERIES 2012-68 CLASS GS 6.193% 05/25/31		03/25/2022	Paydown		0	0	30,852	30,852	0	(30,852)	0	(30,852)	0	0	0	0	0	5,646	05/25/2031	1.A
3136A7-E5-7	FANNIE MAE SERIES 2012-85 CLASS A0 0.000% 08/25/42		03/01/2022	Paydown		102,624	102,624	81,198	81,198	0	21,426	0	21,426	0	102,624	0	0	0	0	08/25/2042	1.A
3136A7-YL-0	FANNIE MAE SERIES 2012-83 CLASS SQ 5.543% 08/25/42		03/25/2022	Paydown		0	0	57,352	57,352	0	(57,352)	0	(57,352)	0	0	0	0	0	2,808	08/25/2042	1.A
3136A7-ZJ-4	FANNIE MAE SERIES 2012-83 CLASS AS 5.063% 08/25/42		03/25/2022	Paydown		0	0	32,197	32,197	0	(32,197)	0	(32,197)	0	0	0	0	0	1,441	08/25/2042	1.A
3136A8-HQ-6	FANNIE MAE SERIES 2012-93 CLASS SM 5.643% 09/25/42		03/25/2022	Paydown		0	0	199,816	199,816	0	(199,816)	0	(199,816)	0	0	0	0	0	9,505	09/25/2042	1.A
3136A8-PF-1	FANNIE MAE SERIES 2012-100 CLASS AS 5.763% 03/25/31		03/25/2022	Paydown		0	0	21,246	21,246	0	(21,246)	0	(21,246)	0	0	0	0	0	3,781	03/25/2031	1.A
3136A9-4S-4	FANNIE MAE SERIES 2012-122 CLASS SB 5.693% 11/25/42		03/25/2022	Paydown		0	0	44,530	44,530	0	(44,530)	0	(44,530)	0	0	0	0	0	2,204	11/25/2042	1.A
3136A9-EU-8	FANNIE MAE SERIES 2012-111 CLASS SB 6.143% 10/25/42		03/25/2022	Paydown		0	0	70,571	70,571	0	(70,571)	0	(70,571)	0	0	0	0	0	3,164	10/25/2042	1.A
3136A9-FK-9	FANNIE MAE SERIES 2012-111 CLASS ZX 3.500% 10/25/42		03/01/2022	Paydown		135,405	135,405	138,238	138,238	0	(2,834)	0	(2,834)	0	135,405	0	0	0	730	10/25/2042	1.A
3136A9-HB-7	FANNIE MAE SERIES 2012-111 CLASS HS 3.286% 10/25/42		03/25/2022	Paydown		6,390	6,390	2,997	2,997	0	3,393	0	3,393	0	6,390	0	0	0	30	10/25/2042	1.A
3136A9-HT-8	FANNIE MAE SERIES 2012-110 CLASS CA 3.000% 10/25/42		03/01/2022	Paydown		19,784	19,784	20,166	20,166	0	(382)	0	(382)	0	19,784	0	0	0	86	10/25/2042	1.A
3136A9-OG-6	FANNIE MAE SERIES 2012-128 CLASS ST 5.693% 11/25/42		03/25/2022	Paydown		0	0	192,096	192,096	0	(192,096)	0	(192,096)	0	0	0	0	0	6,981	11/25/2042	1.A
3136A9-QK-7	FANNIE MAE SERIES 2012-128 CLASS VS 5.793% 06/25/42		03/25/2022	Paydown		0	0	19,445	19,445	0	(19,445)	0	(19,445)	0	0	0	0	0	2,206	06/25/2042	1.A
3136A9-QR-2	FANNIE MAE SERIES 2012-128 CLASS SU 5.693% 11/25/42		03/25/2022	Paydown		0	0	319,975	319,975	0	(319,975)	0	(319,975)	0	0	0	0	0	14,372	11/25/2042	1.A

STATEMENT AS OF MARCH 31, 2022 OF THE VOYA RETIREMENT INSURANCE AND ANNUITY COMPANY

SCHEDULE D - PART 4

Show All Long-Term Bonds and Stock Sold, Redeemed or Otherwise Disposed of During the Current Quarter

1	2	3	4	5	6	7	8	9	10	Change In Book/Adjusted Carrying Value					16	17	18	19	20	21	22
										11	12	13	14	15							
CUSIP Identification	Description	Foreign	Disposal Date	Name of Purchaser	Number of Shares of Stock	Consideration	Par Value	Actual Cost	Prior Year Book/Adjusted Carrying Value	Unrealized Valuation Increase/(Decrease)	Current Year's (Amortization)/Accretion	Current Year's Other Than Temporary Impairment Recognized	Total Change in Book/Adjusted Carrying Value (11 + 12 - 13)	Total Foreign Exchange Change in Book /Adjusted Carrying Value	Book/Adjusted Carrying Value at Disposal Date	Foreign Exchange Gain (Loss) on Disposal	Realized Gain (Loss) on Disposal	Total Gain (Loss) on Disposal	Bond Interest/Stock Dividends Received During Year	Stated Contractual Maturity Date	NAIC Designation, NAIC Designation Modifier and SVO Administrative Symbol
..3136A9-TB-4	FANNIE MAE SERIES 2012-128 CLASS IG 3.000% 11/25/32		03/01/2022	Paydown		0	0	34,826	34,826	0	(34,826)	0	(34,826)	0	0	0	0	0	1,560	11/25/2032	1.A
..3136A9-TH-1	FANNIE MAE SERIES 2012-128 CLASS ID 3.000% 11/25/32		03/01/2022	Paydown		0	0	54,049	54,049	0	(54,049)	0	(54,049)	0	0	0	0	0	2,904	11/25/2032	1.A
..3136A9-VH-8	FANNIE MAE SERIES 2012-128 CLASS SH 3.543% 11/25/42		03/25/2022	Paydown		47,407	47,407	36,817	36,817	0	10,589	0	10,589	0	47,407	0	0	0	239	11/25/2042	1.A
..3136AA-UP-8	FANNIE MAE SERIES 2012-134 CLASS NS 5.693% 12/25/42		03/25/2022	Paydown		0	0	117,012	117,012	0	(117,012)	0	(117,012)	0	0	0	0	0	5,294	12/25/2042	1.A
..3136AB-4J-9	FANNIE MAE SERIES 2013-2 CLASS LS 5.693% 02/25/43		03/25/2022	Paydown		0	0	90,642	90,642	0	(90,642)	0	(90,642)	0	0	0	0	0	5,145	02/25/2043	1.A
..3136AB-KF-9	FANNIE MAE SERIES 2012-144 CLASS LI 3.000% 09/25/31		03/01/2022	Paydown		0	0	22,198	22,198	0	(22,198)	0	(22,198)	0	0	0	0	0	2,561	09/25/2031	1.A
..3136AB-PB-3	FANNIE MAE SERIES 2012-148 CLASS MI 3.500% 11/25/42		03/01/2022	Paydown		0	0	8,095	8,095	0	(8,095)	0	(8,095)	0	0	0	0	0	1,122	11/25/2042	1.A
..3136AB-XL-2	FANNIE MAE SERIES 2013-3 CLASS PS 6.293% 02/25/43		03/25/2022	Paydown		0	0	95,575	95,575	0	(95,575)	0	(95,575)	0	0	0	0	0	5,153	02/25/2043	1.A
..3136AC-JE-2	FANNIE MAE SERIES 2013-17 CLASS SA 5.743% 03/25/43		03/25/2022	Paydown		0	0	41,491	41,491	0	(41,491)	0	(41,491)	0	0	0	0	0	1,894	03/25/2043	1.A
..3136AD-AW-9	FANNIE MAE SERIES 2013-23 CLASS KS 5.643% 03/25/43		03/25/2022	Paydown		0	0	89,749	89,749	0	(89,749)	0	(89,749)	0	0	0	0	0	4,590	03/25/2043	1.A
..3136AD-MF-3	FANNIE MAE SERIES 2013-30 CLASS PS 5.654% 04/25/43		03/01/2022	Paydown		373,391	373,391	231,857	231,857	0	141,534	0	141,534	0	373,391	0	0	0	3,154	04/25/2043	1.A
..3136AD-RS-0	FANNIE MAE SERIES 2013-35 CLASS ID 3.000% 04/25/33		03/01/2022	Paydown		0	0	14,840	14,840	0	(14,840)	0	(14,840)	0	0	0	0	0	629	04/25/2033	1.A
..3136AD-W7-0	FANNIE MAE SERIES 2013-43 CLASS SB 5.713% 12/25/42		03/25/2022	Paydown		0	0	102,206	102,206	0	(102,206)	0	(102,206)	0	0	0	0	0	6,124	12/25/2042	1.A
..3136AD-Y7-8	FANNIE MAE SERIES 2013-43 CLASS SQ 5.713% 05/25/43		03/25/2022	Paydown		0	0	112,373	112,373	0	(112,373)	0	(112,373)	0	0	0	0	0	5,254	05/25/2043	1.A
..3136AE-3M-7	FANNIE MAE SERIES 2013-69 CLASS PS 5.743% 05/25/43		03/25/2022	Paydown		0	0	90,881	90,881	0	(90,881)	0	(90,881)	0	0	0	0	0	5,193	05/25/2043	1.A
..3136AE-PE-1	FANNIE MAE SERIES 2013-63 CLASS YS 5.315% 06/25/43		02/25/2022	Paydown		55,336	55,336	28,405	28,405	0	26,932	0	26,932	0	55,336	0	0	0	413	06/25/2043	1.A
..3136AE-SE-8	FANNIE MAE SERIES 2013-61 CLASS NI 3.000% 04/25/33		03/01/2022	Paydown		0	0	12,212	12,212	0	(12,212)	0	(12,212)	0	0	0	0	0	852	04/25/2033	1.A
..3136AF-MX-9	FANNIE MAE SERIES 2013-75 CLASS SA 5.693% 07/25/43		03/25/2022	Paydown		0	0	123,389	123,389	0	(123,389)	0	(123,389)	0	0	0	0	0	5,287	07/25/2043	1.A
..3136AF-PL-2	FANNIE MAE SERIES 2013-75 CLASS JI 3.000% 09/25/32		03/01/2022	Paydown		0	0	3,926	3,926	0	(3,926)	0	(3,926)	0	0	0	0	0	308	09/25/2032	1.A
..3136AG-5J-7	FANNIE MAE SERIES 2013-112 CLASS TS 5.043% 11/25/43		03/25/2022	Paydown		0	0	38,718	38,718	0	(38,718)	0	(38,718)	0	0	0	0	0	3,307	11/25/2043	1.A
..3136AG-EK-4	FANNIE MAE SERIES 2013-98 CLASS PO 0.000% 09/25/43		03/01/2022	Paydown		334,336	334,336	249,351	249,351	0	84,985	0	84,985	0	334,336	0	0	0	0	09/25/2043	1.A
..3136AG-GA-4	FANNIE MAE SERIES 2013-92 CLASS PO 0.000% 09/25/43		03/01/2022	Paydown		77,852	77,852	55,854	55,854	0	21,998	0	21,998	0	77,852	0	0	0	0	09/25/2043	1.A
..3136AG-YK-2	FANNIE MAE SERIES 2013-101 CLASS AO 0.000% 10/25/43		03/25/2022	Paydown		839,632	839,632	596,951	596,951	0	242,681	0	242,681	0	839,632	0	0	0	0	10/25/2043	1.A
..3136AG-ZH-8	FANNIE MAE SERIES 2013-101 CLASS DO 0.000% 10/25/43		03/25/2022	Paydown		57,026	57,026	42,803	42,803	0	14,224	0	14,224	0	57,026	0	0	0	0	10/25/2043	1.A
..3136AH-EV-8	FANNIE MAE SERIES 2013-121 CLASS SA 5.643% 12/25/43		03/25/2022	Paydown		0	0	223,063	223,063	0	(223,063)	0	(223,063)	0	0	0	0	0	11,288	12/25/2043	1.A
..3136AH-G6-1	FANNIE MAE SERIES 2013-130 CLASS SN 6.193% 10/25/42		03/25/2022	Paydown		0	0	249,982	249,982	0	(249,982)	0	(249,982)	0	0	0	0	0	14,614	10/25/2042	1.A
..3136AH-NE-6	FANNIE MAE SERIES 2013-128 CLASS PO 0.000% 12/25/43		03/01/2022	Paydown		44,116	44,116	31,880	31,880	0	12,236	0	12,236	0	44,116	0	0	0	0	12/25/2043	1.A

EO5.17

STATEMENT AS OF MARCH 31, 2022 OF THE VOYA RETIREMENT INSURANCE AND ANNUITY COMPANY

SCHEDULE D - PART 4

Show All Long-Term Bonds and Stock Sold, Redeemed or Otherwise Disposed of During the Current Quarter

1	2	3	4	5	6	7	8	9	10	Change In Book/Adjusted Carrying Value					16	17	18	19	20	21	22
										11	12	13	14	15							
CUSIP Identification	Description	For- eign	Disposal Date	Name of Purchaser	Number of Shares of Stock	Consid- eration	Par Value	Actual Cost	Prior Year Book/ Adjusted Carrying Value	Unrealized Valuation Increase/ (Decrease)	Current Year's (Amor- tization)/ Accretion	Current Year's Other Than Temporary Impairment Recogn- ized	Total Change in Book/ Adjusted Carrying Value (11 + 12 - 13)	Total Foreign Exchange Change in Book /Adjusted Carrying Value	Book/ Adjusted Carrying Value at Disposal Date	Foreign Exchange Gain (Loss) on Disposal	Realized Gain (Loss) on Disposal	Total Gain (Loss) on Disposal	Bond Interest/ Stock Dividends Received During Year	Stated Con- tractual Maturity Date	NAIC Desig- nation, NAIC Desig- nation Modifier and SVO Admini- strative Symbol
..3136AH-ZM-5	FANNIE MAE SERIES 2013-130 CLASS PS 6.293% 05/25/43		03/25/2022	Paydown		0	0	12,606	12,606	0	(12,606)	0	(12,606)	0	0	0	0	0	1,485	05/25/2043	1.A
..3136AJ-CB-0	FANNIE MAE SERIES 2014-2 CLASS KS 5.643% 02/25/44		03/25/2022	Paydown		0	0	61,946	61,946	0	(61,946)	0	(61,946)	0	0	0	0	0	4,907	02/25/2044	1.A
..3136AJ-UJ-8	FANNIE MAE SERIES 2014-18 CLASS CS 5.643% 04/25/44		03/25/2022	Paydown		0	0	97,270	97,270	0	(97,270)	0	(97,270)	0	0	0	0	0	6,728	04/25/2044	1.A
..3136AJ-ZD-1	FANNIE MAE SERIES 2014-15 CLASS PO 0.000% 04/25/44		03/01/2022	Paydown		297,815	297,815	240,542	240,542	0	57,273	0	57,273	0	297,815	0	0	0	0	04/25/2044	1.A
..3136AK-6Q-1	FANNIE MAE SERIES 2014-65 CLASS OS 5.743% 10/25/44		03/25/2022	Paydown		0	0	56,075	56,075	0	(56,075)	0	(56,075)	0	0	0	0	0	4,420	10/25/2044	1.A
..3136AK-DR-1	FANNIE MAE SERIES 2014-31 CLASS IO 5.500% 06/25/44		03/01/2022	Paydown		0	0	225,678	225,678	0	(225,678)	0	(225,678)	0	0	0	0	0	10,017	06/25/2044	1.A
..3136AL-2Q-3	FANNIE MAE SERIES 2014-84 CLASS SA 5.693% 12/25/44		03/25/2022	Paydown		0	0	150,580	150,580	0	(150,580)	0	(150,580)	0	0	0	0	0	11,426	12/25/2044	1.A
..3136AL-5S-6	FANNIE MAE SERIES 2014-89 CLASS MS 5.643% 01/25/45		03/25/2022	Paydown		0	0	172,514	172,514	0	(172,514)	0	(172,514)	0	0	0	0	0	7,964	01/25/2045	1.A
..3136AL-FG-1	FANNIE MAE SERIES 2014-66 CLASS OZ 4.000% 10/25/44		03/01/2022	Paydown		125,114	125,114	132,939	132,939	0	(7,825)	0	(7,825)	0	125,114	0	0	0	699	10/25/2044	1.A
..3136AL-06-1	FANNIE MAE SERIES 2014-78 CLASS OK 0.000% 07/25/43		03/25/2022	Paydown		179,475	179,475	87,666	87,666	0	91,809	0	91,809	0	179,475	0	0	0	0	07/25/2043	1.A
..3136AM-KT-5	FANNIE MAE SERIES 2014-87 CLASS MS 5.793% 01/25/45		03/25/2022	Paydown		0	0	298,532	298,532	0	(298,532)	0	(298,532)	0	0	0	0	0	18,455	01/25/2045	1.A
..3136AN-JB-4	FANNIE MAE SERIES 2015-19 CLASS SA 5.743% 04/25/45		03/25/2022	Paydown		0	0	796,385	796,385	0	(796,385)	0	(796,385)	0	0	0	0	0	48,566	04/25/2045	1.A
..3136AN-MD-6	FANNIE MAE SERIES 2015-25 CLASS SA 5.243% 05/25/45		03/25/2022	Paydown		0	0	79,853	79,853	0	(79,853)	0	(79,853)	0	0	0	0	0	7,534	05/25/2045	1.A
..3136AN-WU-7	FANNIE MAE SERIES 2015-27 CLASS KS 5.743% 05/25/45		03/25/2022	Paydown		0	0	230,169	230,169	0	(230,169)	0	(230,169)	0	0	0	0	0	18,918	05/25/2045	1.A
..3136AN-X6-9	FANNIE MAE SERIES 2015-42 CLASS LS 5.743% 06/25/45		03/25/2022	Paydown		0	0	235,633	235,633	0	(235,633)	0	(235,633)	0	0	0	0	0	13,818	06/25/2045	1.A
..3136AP-3X-8	FANNIE MAE SERIES 2015-65 CLASS PO 0.000% 09/25/55		03/01/2022	Paydown		24,938	24,938	20,883	20,883	0	4,055	0	4,055	0	24,938	0	0	0	0	09/25/2055	1.A
..3136AP-4F-6	FANNIE MAE SERIES 2015-65 CLASS CS 5.693% 09/25/55		03/25/2022	Paydown		0	0	57,393	57,393	0	(57,393)	0	(57,393)	0	0	0	0	0	4,279	09/25/2055	1.A
..3136AQ-2R-0	FANNIE MAE SERIES 2016-4 CLASS BS 5.643% 02/25/46		03/25/2022	Paydown		0	0	278,563	278,563	0	(278,563)	0	(278,563)	0	0	0	0	0	10,879	02/25/2046	1.A
..3136AQ-2Z-2	FANNIE MAE SERIES 2016-4 CLASS SA 5.193% 02/25/46		03/25/2022	Paydown		0	0	454,770	454,770	0	(454,770)	0	(454,770)	0	0	0	0	0	23,229	02/25/2046	1.A
..3136AQ-4Q-0	FANNIE MAE SERIES 2016-6 CLASS AS 5.593% 02/25/46		03/25/2022	Paydown		0	0	153,040	153,040	0	(153,040)	0	(153,040)	0	0	0	0	0	6,734	02/25/2046	1.A
..3136AQ-6F-2	FANNIE MAE SERIES 2016-10 CLASS SA 5.693% 03/25/46		03/25/2022	Paydown		0	0	102,493	102,493	0	(102,493)	0	(102,493)	0	0	0	0	0	6,212	03/25/2046	1.A
..3136AQ-GJ-3	FANNIE MAE SERIES 2015-76 CLASS IA 6.000% 10/25/45		03/01/2022	Paydown		0	0	347,276	347,276	0	(347,276)	0	(347,276)	0	0	0	0	0	13,431	10/25/2045	1.A
..3136AQ-HX-1	FANNIE MAE SERIES 2015-82 CLASS MS 5.243% 11/25/45		03/25/2022	Paydown		0	0	537,969	537,969	0	(537,969)	0	(537,969)	0	0	0	0	0	41,814	11/25/2045	1.A
..3136AQ-KZ-2	FANNIE MAE SERIES 2015-79 CLASS SE 5.793% 11/25/45		03/25/2022	Paydown		0	0	57,862	57,862	0	(57,862)	0	(57,862)	0	0	0	0	0	3,204	11/25/2045	1.A
..3136AQ-QU-7	FANNIE MAE SERIES 2015-84 CLASS PI 5.500% 08/25/33		03/01/2022	Paydown		0	0	53,505	53,505	0	(53,505)	0	(53,505)	0	0	0	0	0	2,956	08/25/2033	1.A
..3136AQ-RD-4	FANNIE MAE SERIES 2015-84 CLASS BS 5.243% 11/25/45		03/25/2022	Paydown		0	0	126,126	126,126	0	(126,126)	0	(126,126)	0	0	0	0	0	11,405	11/25/2045	1.A
..3136AQ-WF-3	FANNIE MAE SERIES 2015-87 CLASS BS 5.243% 12/25/45		03/25/2022	Paydown		0	0	182,745	182,745	0	(182,745)	0	(182,745)	0	0	0	0	0	15,322	12/25/2045	1.A

STATEMENT AS OF MARCH 31, 2022 OF THE VOYA RETIREMENT INSURANCE AND ANNUITY COMPANY

SCHEDULE D - PART 4

Show All Long-Term Bonds and Stock Sold, Redeemed or Otherwise Disposed of During the Current Quarter

1	2	3	4	5	6	7	8	9	10	Change In Book/Adjusted Carrying Value					16	17	18	19	20	21	22
										11	12	13	14	15							
CUSIP Identification	Description	For- eign	Disposal Date	Name of Purchaser	Number of Shares of Stock	Consid- eration	Par Value	Actual Cost	Prior Year Book/ Adjusted Carrying Value	Unrealized Valuation Increase/ (Decrease)	Current Year's (Amor- tization)/ Accretion	Current Year's Other Than Temporary Impairment Recogn- ized	Total Change in Book/ Adjusted Carrying Value (11 + 12 - 13)	Total Foreign Exchange Change in Book /Adjusted Carrying Value	Book/ Adjusted Carrying Value at Disposal Date	Foreign Exchange Gain (Loss) on Disposal	Realized Gain (Loss) on Disposal	Total Gain (Loss) on Disposal	Bond Interest/ Stock Dividends Received During Year	Stated Con- tractual Maturity Date	NAIC Desig- nation, NAIC Desig- nation Modifier and SVO Admini- strative Symbol
..3136AQ-X5-4	FANNIE MAE SERIES 2016-5 CLASS SA 5.693% 02/25/46		03/25/2022	Paydown		0	0	183,838	183,838	0	(183,838)	0	(183,838)	0	0	0	0	0	7,760	02/25/2046	1.A
..3136AR-2Z-0	FANNIE MAE SERIES 2016-28 CLASS MI 6.000% 03/25/38		03/01/2022	Paydown		0	0	177,582	177,582	0	(177,582)	0	(177,582)	0	0	0	0	0	6,262	03/25/2038	1.A
..3136AR-BD-9	FANNIE MAE SERIES 2016-2 CLASS SH 5.693% 02/25/46		03/25/2022	Paydown		0	0	283,899	283,899	0	(283,899)	0	(283,899)	0	0	0	0	0	18,081	02/25/2046	1.A
..3136AR-DN-5	FANNIE MAE SERIES 2016-2 CLASS SB 5.143% 02/25/46		03/25/2022	Paydown		0	0	167,632	167,632	0	(167,632)	0	(167,632)	0	0	0	0	0	13,982	02/25/2046	1.A
..3136AR-DU-9	FANNIE MAE SERIES 2016-2 CLASS SC 5.143% 02/25/46		03/25/2022	Paydown		0	0	120,602	120,602	0	(120,602)	0	(120,602)	0	0	0	0	0	11,300	02/25/2046	1.A
..3136AR-MA-3	FANNIE MAE SERIES 2016-7 CLASS SH 5.693% 02/25/34		03/25/2022	Paydown		0	0	480,550	320,772	0	(480,550)	0	(480,550)	0	0	0	0	0	37,760	02/25/2034	1.A
..3136AR-ZW-1	FANNIE MAE SERIES 2016-19 CLASS PO 0.000% 04/25/46		03/01/2022	Paydown		199,561	199,561	150,066	150,066	0	49,495	0	49,495	0	199,561	0	0	0	0	04/25/2046	1.A
..3136AS-6H-4	FANNIE MAE SERIES 2016-52 CLASS MS 5.543% 08/25/46		03/25/2022	Paydown		0	0	264,289	264,289	0	(264,289)	0	(264,289)	0	0	0	0	0	11,597	08/25/2046	1.A
..3136AS-HK-5	FANNIE MAE SERIES 2016-24 CLASS SE 5.693% 05/25/46		03/25/2022	Paydown		0	0	158,848	158,848	0	(158,848)	0	(158,848)	0	0	0	0	0	9,894	05/25/2046	1.A
..3136AS-LH-7	FANNIE MAE SERIES 2016-38 CLASS SA 5.543% 06/25/46		03/25/2022	Paydown		0	0	419,438	419,438	0	(419,438)	0	(419,438)	0	0	0	0	0	20,043	06/25/2046	1.A
..3136AS-UC-8	FANNIE MAE SERIES 2016-32 CLASS SA 5.643% 10/25/34		03/25/2022	Paydown		0	0	438,300	438,300	0	(438,300)	0	(438,300)	0	0	0	0	0	33,387	10/25/2034	1.A
..3136AS-V2-9	FANNIE MAE SERIES 2016-42 CLASS SL 6.193% 07/25/46		03/25/2022	Paydown		0	0	192,511	192,511	0	(192,511)	0	(192,511)	0	0	0	0	0	20,649	07/25/2046	1.A
..3136AS-WN-2	FANNIE MAE SERIES 2016-46 CLASS ES 5.643% 07/25/46		03/25/2022	Paydown		0	0	121,621	121,621	0	(121,621)	0	(121,621)	0	0	0	0	0	8,510	07/25/2046	1.A
..3136AS-WX-0	FANNIE MAE SERIES 2016-43 CLASS MS 5.543% 07/25/46		03/25/2022	Paydown		0	0	244,477	244,477	0	(244,477)	0	(244,477)	0	0	0	0	0	10,342	07/25/2046	1.A
..3136AT-ST-7	FANNIE MAE SERIES 2016-81 CLASS DS 5.643% 11/25/46		03/25/2022	Paydown		0	0	222,935	222,935	0	(222,935)	0	(222,935)	0	0	0	0	0	8,933	11/25/2046	1.A
..3136AT-6L-3	FANNIE MAE SERIES 2016-86 CLASS SE 5.643% 11/25/46		03/25/2022	Paydown		0	0	358,988	358,988	0	(358,988)	0	(358,988)	0	0	0	0	0	22,703	11/25/2046	1.A
..3136AT-BS-2	FANNIE MAE SERIES 2016-50 CLASS GS 5.493% 08/25/46		03/25/2022	Paydown		0	0	460,981	460,981	0	(460,981)	0	(460,981)	0	0	0	0	0	18,326	08/25/2046	1.A
..3136AT-BV-5	FANNIE MAE SERIES 2016-50 CLASS SM 5.643% 08/25/46		03/25/2022	Paydown		0	0	73,658	73,658	0	(73,658)	0	(73,658)	0	0	0	0	0	3,842	08/25/2046	1.A
..3136AT-K2-9	FANNIE MAE SERIES 2016-72 CLASS SA 5.543% 10/25/46		03/25/2022	Paydown		0	0	289,044	289,044	0	(289,044)	0	(289,044)	0	0	0	0	0	11,158	10/25/2046	1.A
..3136AT-KN-3	FANNIE MAE SERIES 2016-49 CLASS ES 5.643% 08/25/46		03/25/2022	Paydown		0	0	382,394	382,394	0	(382,394)	0	(382,394)	0	0	0	0	0	31,789	08/25/2046	1.A
..3136AT-KX-1	FANNIE MAE SERIES 2016-49 CLASS LS 5.493% 08/25/46		03/25/2022	Paydown		0	0	229,707	229,707	0	(229,707)	0	(229,707)	0	0	0	0	0	10,753	08/25/2046	1.A
..3136AT-NC-4	FANNIE MAE SERIES 2016-60 CLASS LS 5.643% 09/25/46		03/25/2022	Paydown		0	0	246,896	246,896	0	(246,896)	0	(246,896)	0	0	0	0	0	14,216	09/25/2046	1.A
..3136AU-4G-3	FANNIE MAE SERIES 2017-8 CLASS SB 5.643% 02/25/47		03/25/2022	Paydown		0	0	419,855	419,855	0	(419,855)	0	(419,855)	0	0	0	0	0	22,270	02/25/2047	1.A
..3136AU-AH-4	FANNIE MAE SERIES 2016-82 CLASS SA 5.643% 11/25/46		03/25/2022	Paydown		0	0	131,742	131,742	0	(131,742)	0	(131,742)	0	0	0	0	0	6,042	11/25/2046	1.A
..3136AU-BA-8	FANNIE MAE SERIES 2016-82 CLASS SG 5.643% 11/25/46		03/25/2022	Paydown		0	0	434,416	434,416	0	(434,416)	0	(434,416)	0	0	0	0	0	24,295	11/25/2046	1.A
..3136AU-KQ-3	FANNIE MAE SERIES 2016-84 CLASS ST 5.543% 11/25/46		03/25/2022	Paydown		0	0	253,136	253,136	0	(253,136)	0	(253,136)	0	0	0	0	0	11,516	11/25/2046	1.A
..3136AV-2E-8	FANNIE MAE SERIES 2017-21 CLASS SL 5.643% 04/25/47		03/25/2022	Paydown		0	0	265,619	265,619	0	(265,619)	0	(265,619)	0	0	0	0	0	14,653	04/25/2047	1.A

STATEMENT AS OF MARCH 31, 2022 OF THE VOYA RETIREMENT INSURANCE AND ANNUITY COMPANY

SCHEDULE D - PART 4

Show All Long-Term Bonds and Stock Sold, Redeemed or Otherwise Disposed of During the Current Quarter

1	2	3	4	5	6	7	8	9	10	Change In Book/Adjusted Carrying Value					16	17	18	19	20	21	22
										11	12	13	14	15							
CUSIP Identification	Description	Foreign	Disposal Date	Name of Purchaser	Number of Shares of Stock	Consideration	Par Value	Actual Cost	Prior Year Book/Adjusted Carrying Value	Unrealized Valuation Increase/(Decrease)	Current Year's (Amortization)/Accretion	Current Year's Other Than Temporary Impairment Recognized	Total Change in Book/Adjusted Carrying Value (11 + 12 - 13)	Total Foreign Exchange Change in Book /Adjusted Carrying Value	Book/Adjusted Carrying Value at Disposal Date	Foreign Exchange Gain (Loss) on Disposal	Realized Gain (Loss) on Disposal	Total Gain (Loss) on Disposal	Bond Interest/Stock Dividends Received During Year	Stated Contractual Maturity Date	NAIC Designation, NAIC Designation Modifier and SVO Administrative Symbol
3136AV-5K-1	FANNIE MAE SERIES 2017-23 CLASS SA 5.643% 04/25/47		03/25/2022	Paydown		0	0	64,515	64,515	0	(64,515)	0	(64,515)	0	0	0	0	0	4,141	04/25/2047	1.A
3136AV-HR-3	FANNIE MAE SERIES 2017-4 CLASS SE 5.643% 02/25/47		03/25/2022	Paydown		0	0	177,392	177,392	0	(177,392)	0	(177,392)	0	0	0	0	0	14,930	02/25/2047	1.A
3136AV-JE-0	FANNIE MAE SERIES 2017-4 CLASS SH 5.643% 02/25/47		03/25/2022	Paydown		0	0	148,471	148,471	0	(148,471)	0	(148,471)	0	0	0	0	0	8,926	02/25/2047	1.A
3136AV-NK-1	FANNIE MAE SERIES 2017-19 CLASS IY 5.000% 03/25/47		03/01/2022	Paydown		0	0	131,764	131,764	0	(131,764)	0	(131,764)	0	0	0	0	0	5,778	03/25/2047	1.A
3136AV-R3-5	FANNIE MAE SERIES 2017-24 CLASS SB 5.693% 04/25/47		03/25/2022	Paydown		0	0	136,256	136,256	0	(136,256)	0	(136,256)	0	0	0	0	0	6,375	04/25/2047	1.A
3136AV-WY-1	FANNIE MAE SERIES 2017-9 CLASS DS 5.643% 03/25/47		03/25/2022	Paydown		0	0	90,716	90,716	0	(90,716)	0	(90,716)	0	0	0	0	0	7,273	03/25/2047	1.A
3136AW-6F-9	FANNIE MAE SERIES 2017-48 CLASS SA 5.643% 07/25/57		03/25/2022	Paydown		0	0	144,839	144,839	0	(144,839)	0	(144,839)	0	0	0	0	0	9,610	07/25/2057	1.A
3136AW-AN-7	FANNIE MAE SERIES 2017-25 CLASS KS 5.703% 04/25/47		03/25/2022	Paydown		0	0	124,652	124,652	0	(124,652)	0	(124,652)	0	0	0	0	0	10,451	04/25/2047	1.A
3136AW-FD-4	FANNIE MAE SERIES 2017-33 CLASS LS 5.643% 05/25/39		03/25/2022	Paydown		0	0	672,976	672,976	0	(672,976)	0	(672,976)	0	0	0	0	0	40,760	05/25/2039	1.A
3136AW-QF-7	FANNIE MAE SERIES 2017-30 CLASS SA 5.693% 05/25/47		03/25/2022	Paydown		0	0	284,096	284,096	0	(284,096)	0	(284,096)	0	0	0	0	0	13,361	05/25/2047	1.A
3136AX-3P-8	FANNIE MAE SERIES 2017-81 CLASS BS 5.743% 10/25/47		03/25/2022	Paydown		0	0	236,086	236,086	0	(236,086)	0	(236,086)	0	0	0	0	0	14,742	10/25/2047	1.A
3136AX-A5-4	FANNIE MAE SERIES 2017-69 CLASS SH 5.743% 09/25/47		03/25/2022	Paydown		0	0	320,539	320,539	0	(320,539)	0	(320,539)	0	0	0	0	0	13,884	09/25/2047	1.A
3136AX-YA-7	FANNIE MAE SERIES 2017-61 CLASS SB 5.693% 08/25/47		03/25/2022	Paydown		0	0	27,576	27,576	0	(27,576)	0	(27,576)	0	0	0	0	0	1,470	08/25/2047	1.A
3136AY-HJ-5	FANNIE MAE SERIES 2017-79 CLASS SD 5.793% 10/25/47		03/25/2022	Paydown		0	0	53,415	53,415	0	(53,415)	0	(53,415)	0	0	0	0	0	3,124	10/25/2047	1.A
3136B0-AN-6	FANNIE MAE SERIES 2017-96 CLASS SA 5.643% 12/25/57		03/25/2022	Paydown		0	0	499,870	499,870	0	(499,870)	0	(499,870)	0	0	0	0	0	27,435	12/25/2057	1.A
3136B0-HP-4	FANNIE MAE SERIES 2017-100 CLASS IA 6.000% 12/25/47		03/01/2022	Paydown		0	0	323,686	323,686	0	(323,686)	0	(323,686)	0	0	0	0	0	16,004	12/25/2047	1.A
3136B0-X3-5	FANNIE MAE SERIES 2018-11 CLASS SJ 5.743% 12/25/47		03/25/2022	Paydown		0	0	457,990	457,990	0	(457,990)	0	(457,990)	0	0	0	0	0	21,052	12/25/2047	1.A
3136B1-DK-7	FANNIE MAE SERIES 2018-11 CLASS SA 5.793% 03/25/48		03/25/2022	Paydown		0	0	18,958	18,958	0	(18,958)	0	(18,958)	0	0	0	0	0	1,383	03/25/2048	1.A
3136B1-JA-3	FANNIE MAE SERIES 2018-15 CLASS SA 5.793% 03/25/48		03/25/2022	Paydown		0	0	159,080	159,080	0	(159,080)	0	(159,080)	0	0	0	0	0	9,142	03/25/2048	1.A
3136B1-L9-3	FANNIE MAE SERIES 2018-27 CLASS AS 5.743% 05/25/48		03/25/2022	Paydown		0	0	794,875	794,875	0	(794,875)	0	(794,875)	0	0	0	0	0	32,849	05/25/2048	1.A
3136B1-N4-2	FANNIE MAE SERIES 2018-28 CLASS SA 5.793% 05/25/48		03/25/2022	Paydown		0	0	177,314	177,314	0	(177,314)	0	(177,314)	0	0	0	0	0	14,985	05/25/2048	1.A
3136B1-PH-1	FANNIE MAE SERIES 2018-19 CLASS DS 5.693% 04/25/58		03/25/2022	Paydown		0	0	280,632	280,632	0	(280,632)	0	(280,632)	0	0	0	0	0	18,356	04/25/2058	1.A
3136B2-3C-4	FANNIE MAE SERIES 2018-64 CLASS ST 5.573% 01/25/40		03/25/2022	Paydown		0	0	112,346	112,346	0	(112,346)	0	(112,346)	0	0	0	0	0	9,049	01/25/2040	1.A
3136B2-DJ-8	FANNIE MAE SERIES 2018-36 CLASS SB 5.793% 06/25/48		03/25/2022	Paydown		0	0	192,215	192,215	0	(192,215)	0	(192,215)	0	0	0	0	0	7,627	06/25/2048	1.A
3136B2-FF-4	FANNIE MAE SERIES 2018-45 CLASS SB 5.693% 06/25/41		03/25/2022	Paydown		0	0	116,065	116,065	0	(116,065)	0	(116,065)	0	0	0	0	0	8,779	06/25/2041	1.A
3136B2-XG-2	FANNIE MAE SERIES 2018-58 CLASS IO 5.500% 08/25/48		03/01/2022	Paydown		0	0	107,335	107,335	0	(107,335)	0	(107,335)	0	0	0	0	0	4,776	08/25/2048	1.A
3136B3-4B-3	FANNIE MAE SERIES 2019-9 CLASS SN 5.643% 11/25/36		03/25/2022	Paydown		0	0	224,507	224,507	0	(224,507)	0	(224,507)	0	0	0	0	0	10,853	11/25/2036	1.A

STATEMENT AS OF MARCH 31, 2022 OF THE VOYA RETIREMENT INSURANCE AND ANNUITY COMPANY

SCHEDULE D - PART 4

Show All Long-Term Bonds and Stock Sold, Redeemed or Otherwise Disposed of During the Current Quarter

1	2	3	4	5	6	7	8	9	10	Change In Book/Adjusted Carrying Value					16	17	18	19	20	21	22
										11	12	13	14	15							
CUSIP Identification	Description	Foreign	Disposal Date	Name of Purchaser	Number of Shares of Stock	Consideration	Par Value	Actual Cost	Prior Year Book/Adjusted Carrying Value	Unrealized Valuation Increase/(Decrease)	Current Year's (Amortization)/Accretion	Current Year's Other Than Temporary Impairment Recognized	Total Change in Book/Adjusted Carrying Value (11 + 12 - 13)	Total Foreign Exchange Change in Book /Adjusted Carrying Value	Book/Adjusted Carrying Value at Disposal Date	Foreign Exchange Gain (Loss) on Disposal	Realized Gain (Loss) on Disposal	Total Gain (Loss) on Disposal	Bond Interest/Stock Dividends Received During Year	Stated Contractual Maturity Date	NAIC Designation, NAIC Designation Modifier and SVO Administrative Symbol
..3136B3-JT-8	FANNIE MAE SERIES 2018-77 CLASS CI 4.500% 10/25/48		03/01/2022	Paydown		0	0	176,555	176,555	0	(176,555)	0	(176,555)	0	0	0	0	0	7,621	10/25/2048	1.A
..3136B3-NH-9	FANNIE MAE SERIES 2018-79 CLASS SA 5.793% 11/25/48		03/25/2022	Paydown		0	0	320,111	320,111	0	(320,111)	0	(320,111)	0	0	0	0	0	20,617	11/25/2048	1.A
..3136B3-VP-2	FANNIE MAE SERIES 2018-93 CLASS SA 5.743% 01/25/49		03/25/2022	Paydown		0	0	339,634	339,634	0	(339,634)	0	(339,634)	0	0	0	0	0	19,560	01/25/2049	1.A
..3136B3-XT-2	FANNIE MAE SERIES 2018-94 CLASS SC 5.643% 01/25/49		03/25/2022	Paydown		0	0	181,547	181,547	0	(181,547)	0	(181,547)	0	0	0	0	0	13,255	01/25/2049	1.A
..3136B5-4P-7	FANNIE MAE SERIES 2019-49 CLASS AS 5.633% 03/25/40		03/25/2022	Paydown		0	0	185,831	185,831	0	(185,831)	0	(185,831)	0	0	0	0	0	11,932	03/25/2040	1.A
..3136B5-4R-3	FANNIE MAE SERIES 2019-49 CLASS BS 6.063% 08/25/37		03/25/2022	Paydown		0	0	192,344	192,344	0	(192,344)	0	(192,344)	0	0	0	0	0	10,834	08/25/2037	1.A
..3136B5-4S-1	FANNIE MAE SERIES 2019-49 CLASS TB 0.213% 06/25/37		03/25/2022	Paydown		0	0	7,518	7,518	0	(7,518)	0	(7,518)	0	0	0	0	0	342	06/25/2037	1.A
..3136B5-ME-2	FANNIE MAE SERIES 2019-31 CLASS SA 5.643% 07/25/49		03/25/2022	Paydown		0	0	709,820	709,820	0	(709,820)	0	(709,820)	0	0	0	0	0	42,050	07/25/2049	1.A
..3136B5-TZ-8	FANNIE MAE SERIES 2019-41 CLASS SD 5.543% 08/25/59		03/25/2022	Paydown		0	0	479,356	479,356	0	(479,356)	0	(479,356)	0	0	0	0	0	30,197	08/25/2059	1.A
..3136B7-UM-1	FANNIE MAE SERIES 2019-74 CLASS YS 5.593% 12/25/49		03/25/2022	Paydown		0	0	12,853	12,853	0	(12,853)	0	(12,853)	0	0	0	0	0	754	12/25/2049	1.A
..3136B7-US-8	FANNIE MAE SERIES 2019-74 CLASS GS 5.593% 11/25/49		03/25/2022	Paydown		0	0	47,360	47,360	0	(47,360)	0	(47,360)	0	0	0	0	0	2,779	11/25/2049	1.A
..3136B8-HX-0	FANNIE MAE SERIES 2020-2 CLASS SH 5.543% 02/25/50		03/25/2022	Paydown		0	0	487,159	487,159	0	(487,159)	0	(487,159)	0	0	0	0	0	23,927	02/25/2050	1.A
..3136B9-A5-6	FANNIE MAE SERIES 2020-26 CLASS IH 2.500% 05/25/40		03/01/2022	Paydown		0	0	92,540	92,540	0	(92,540)	0	(92,540)	0	0	0	0	0	3,294	05/25/2040	1.A
..3136B9-08-3	FANNIE MAE SERIES 2020-37 CLASS SH 5.643% 06/25/50		03/25/2022	Paydown		0	0	231,622	231,622	0	(231,622)	0	(231,622)	0	0	0	0	0	11,105	06/25/2050	1.A
..3136B9-S3-2	FANNIE MAE SERIES 2020-37 CLASS SD 5.643% 06/25/50		03/25/2022	Paydown		0	0	796,731	796,731	0	(796,731)	0	(796,731)	0	0	0	0	0	36,261	06/25/2050	1.A
..3136B9-UF-2	FANNIE MAE SERIES 2020-27 CLASS PI 3.000% 05/25/50		03/01/2022	Paydown		0	0	205,484	205,484	0	(205,484)	0	(205,484)	0	0	0	0	0	6,604	05/25/2050	1.A
..3136BA-FP-4	FANNIE MAE SERIES 2020-38 CLASS LI 3.000% 06/25/40		03/01/2022	Paydown		0	0	506,759	506,759	0	(506,759)	0	(506,759)	0	0	0	0	0	22,397	06/25/2040	1.A
..3136BA-HL-1	FANNIE MAE SERIES 2020-34 CLASS EI 3.500% 06/25/40		03/01/2022	Paydown		0	0	216,754	216,754	0	(216,754)	0	(216,754)	0	0	0	0	0	8,774	06/25/2040	1.A
..3136BA-TY-0	FANNIE MAE SERIES 2020-48 CLASS CI 3.000% 07/25/40		03/01/2022	Paydown		0	0	173,762	173,762	0	(173,762)	0	(173,762)	0	0	0	0	0	6,179	07/25/2040	1.A
..3136BA-YU-2	FANNIE MAE SERIES 2020-46 CLASS KI 2.500% 06/25/50		03/01/2022	Paydown		0	0	260,353	260,353	0	(260,353)	0	(260,353)	0	0	0	0	0	8,982	06/25/2050	1.A
..3136BC-LS-7	FANNIE MAE SERIES 2020-76 CLASS CI 3.500% 11/25/50		03/01/2022	Paydown		0	0	684,570	684,570	0	(684,570)	0	(684,570)	0	0	0	0	0	30,208	11/25/2050	1.A
..3136BC-ZP-8	FANNIE MAE SERIES 2020-75 CLASS EI 1.500% 11/25/35		03/01/2022	Paydown		0	0	54,171	54,171	0	(54,171)	0	(54,171)	0	0	0	0	0	2,672	11/25/2035	1.A
..3136BD-L8-9	FANNIE MAE SERIES 2021-2 CLASS CI 2.000% 02/25/51		03/01/2022	Paydown		0	0	96,772	96,772	0	(96,772)	0	(96,772)	0	0	0	0	0	2,326	02/25/2051	1.A
..3136BL-SS-5	FANNIE MAE SERIES 2022-13 CLASS SA 6.480% 03/25/52		03/25/2022	Paydown		0	0	94,731	0	0	(94,731)	0	(94,731)	0	0	0	0	0	3,306	03/25/2052	1.A
..3136FC-M4-5	FANNIEMAE STRIP SERIES 369 CLASS 9 5.500% 05/25/36		03/01/2022	Paydown		0	0	906	906	0	(906)	0	(906)	0	0	0	0	0	35	05/25/2036	1.A
..3136FC-QN-9	FANNIEMAE STRIP SERIES 356 CLASS 18 6.000% 12/25/34		03/01/2022	Paydown		0	0	419	419	0	(419)	0	(419)	0	0	0	0	0	43	12/25/2034	1.A
..3136FC-ZJ-8	FANNIEMAE STRIP SERIES 365 CLASS 9 5.500% 01/25/36		03/01/2022	Paydown		0	0	523	523	0	(523)	0	(523)	0	0	0	0	0	21	01/25/2036	1.A

EO5.21

STATEMENT AS OF MARCH 31, 2022 OF THE VOYA RETIREMENT INSURANCE AND ANNUITY COMPANY

SCHEDULE D - PART 4

Show All Long-Term Bonds and Stock Sold, Redeemed or Otherwise Disposed of During the Current Quarter

1	2	3	4	5	6	7	8	9	10	Change In Book/Adjusted Carrying Value					16	17	18	19	20	21	22
										11	12	13	14	15							
CUSIP Identification	Description	For-foreign	Disposal Date	Name of Purchaser	Number of Shares of Stock	Consideration	Par Value	Actual Cost	Prior Year Book/Adjusted Carrying Value	Unrealized Valuation Increase/(Decrease)	Current Year's (Amortization)/Accretion	Current Year's Other Than Temporary Impairment Recognized	Total Change in Book/Adjusted Carrying Value (11 + 12 - 13)	Total Foreign Exchange Change in Book /Adjusted Carrying Value	Book/Adjusted Carrying Value at Disposal Date	Foreign Exchange Gain (Loss) on Disposal	Realized Gain (Loss) on Disposal	Total Gain (Loss) on Disposal	Bond Interest/Stock Dividends Received During Year	Stated Contractual Maturity Date	NAIC Designation, NAIC Designation Modifier and SVO Administrative Symbol
3136FC-ZL-3	FANNIEMAE STRIP SERIES 365 CLASS 11 5.500% 02/25/36		03/01/2022	Paydown		0	0	9,537	9,537	0	(9,537)	0	(9,537)	0	0	0	0	0	405	02/25/2036	1.A
3136FC-ZZ-2	FANNIEMAE STRIP SERIES 366 CLASS 3 4.500% 10/25/35		03/01/2022	Paydown		0	0	1,268	1,268	0	(1,268)	0	(1,268)	0	0	0	0	0	52	10/25/2035	1.A
3136FE-AA-0	FANNIEMAE STRIP SERIES 370 CLASS 1 0.000% 06/25/36		03/01/2022	Paydown		67,317	67,317	60,198	60,198	0	7,119	0	7,119	0	67,317	0	0	0	0	06/25/2036	1.A
3136FF-AA-7	FANNIEMAE STRIP SERIES 380 CLASS 1 0.000% 07/25/37		03/01/2022	Paydown		67,815	67,815	60,103	60,103	0	7,712	0	7,712	0	67,815	0	0	0	0	07/25/2037	1.A
3136FL-EY-8	FANNIEMAE STRIP SERIES 409 CLASS C5 3.500% 04/25/27		03/01/2022	Paydown		0	0	31,235	31,235	0	(31,235)	0	(31,235)	0	0	0	0	0	3,188	04/25/2027	1.A
31371K-P7-0	FNMA POOL 254346 6.500% 06/01/32		03/01/2022	Paydown		705	705	740	740	0	(35)	0	(35)	0	705	0	0	0	7	06/01/2032	1.A
3137A0-AD-7	FREDDIE MAC SERIES 3689 CLASS PO 0.000% 07/15/40		03/01/2022	Paydown		35,947	35,947	24,637	24,637	0	11,310	0	11,310	0	35,947	0	0	0	0	07/15/2040	1.A
3137A0-U3-7	FREDDIE MAC SERIES 3709 CLASS PO 0.000% 08/15/40		03/01/2022	Paydown		48,273	48,273	35,045	35,045	0	13,228	0	13,228	0	48,273	0	0	0	0	08/15/2040	1.A
3137A1-KF-9	FREDDIE MAC SERIES 3708 CLASS SA 6.053% 05/15/40		03/15/2022	Paydown		0	0	74,060	74,060	0	(74,060)	0	(74,060)	0	0	0	0	0	3,393	05/15/2040	1.A
3137A2-AG-6	FREDDIE MAC SERIES 3745 CLASS ZA 4.000% 10/15/40		02/01/2022	Paydown		43,304	43,304	46,264	46,264	0	(2,961)	0	(2,961)	0	43,304	0	0	0	160	10/15/2040	1.A
3137A6-AT-9	FREDDIE MAC SERIES 3798 CLASS SG 6.093% 01/15/41		03/15/2022	Paydown		0	0	104,835	104,835	0	(104,835)	0	(104,835)	0	0	0	0	0	7,328	01/15/2041	1.A
3137A7-D7-2	FREDDIE MAC SERIES 3805 CLASS SL 6.153% 06/15/40		03/15/2022	Paydown		0	0	2,712	2,712	0	(2,712)	0	(2,712)	0	0	0	0	0	532	06/15/2040	1.A
3137A7-TU-4	FREDDIE MAC SERIES 3828 CLASS EM 4.500% 06/15/39		03/01/2022	Paydown		234,507	234,507	243,817	243,817	0	(9,310)	0	(9,310)	0	234,507	0	0	0	1,626	06/15/2039	1.A
3137A8-BR-8	FREDDIE MAC SERIES 3820 CLASS SA 6.253% 03/15/41		03/15/2022	Paydown		0	0	100,716	100,716	0	(100,716)	0	(100,716)	0	0	0	0	0	5,949	03/15/2041	1.A
3137AA-EU-3	FREDDIE MAC SERIES 3869 CLASS SA 6.153% 05/15/41		03/15/2022	Paydown		0	0	20,572	20,572	0	(20,572)	0	(20,572)	0	0	0	0	0	1,163	05/15/2041	1.A
3137AA-QG-1	FREDDIE MAC SERIES 3862 CLASS SA 6.143% 05/15/41		03/15/2022	Paydown		0	0	33,905	33,905	0	(33,905)	0	(33,905)	0	0	0	0	0	2,469	05/15/2041	1.A
3137AB-AT-8	FREDDIE MAC SERIES 3852 CLASS SL 6.053% 05/15/41		03/15/2022	Paydown		138,953	138,953	121,540	121,540	0	17,413	0	17,413	0	138,953	0	0	0	1,147	05/15/2041	1.A
3137AC-KF-5	FREDDIE MAC SERIES 3876 CLASS DS 5.553% 06/15/41		03/15/2022	Paydown		0	0	77,851	77,851	0	(77,851)	0	(77,851)	0	0	0	0	0	3,716	06/15/2041	1.A
3137AE-UP-8	FREDDIE MAC SERIES 3914 CLASS NS 5.603% 06/15/39		03/15/2022	Paydown		0	0	64,856	64,856	0	(64,856)	0	(64,856)	0	0	0	0	0	4,318	06/15/2039	1.A
3137AF-BF-8	FREDDIE MAC SERIES 3930 CLASS PS 6.253% 10/15/39		03/15/2022	Paydown		0	0	6,859	6,859	0	(6,859)	0	(6,859)	0	0	0	0	0	1,618	10/15/2039	1.A
3137AF-QU-9	FREDDIE MAC SERIES 3919 CLASS LS 6.053% 09/15/41		03/15/2022	Paydown		0	0	202,837	202,837	0	(202,837)	0	(202,837)	0	0	0	0	0	8,811	09/15/2041	1.A
3137AG-3Q-1	FREDDIE MAC SERIES 3943 CLASS ES 6.353% 02/15/26		02/15/2022	Paydown		0	0	0	0	0	0	0	0	0	0	0	0	0	648	02/15/2026	1.A
3137AH-YC-6	FREDDIE MAC SERIES 3954 CLASS CS 5.603% 11/15/41		03/15/2022	Paydown		0	0	228,286	228,286	0	(228,286)	0	(228,286)	0	0	0	0	0	11,974	11/15/2041	1.A
3137AJ-4N-1	FREDDIE MAC SERIES 3954 CLASS SM 6.305% 11/15/41		03/15/2022	Paydown		9,063	9,063	7,356	7,356	0	1,707	0	1,707	0	9,063	0	0	0	57	11/15/2041	1.A
3137AJ-BC-7	FREDDIE MAC SERIES 3958 CLASS AS 6.153% 11/15/41		03/15/2022	Paydown		0	0	52,907	52,907	0	(52,907)	0	(52,907)	0	0	0	0	0	3,218	11/15/2041	1.A
3137AK-5F-4	FREDDIE MAC SERIES 3975 CLASS IC 5.500% 06/15/41		03/01/2022	Paydown		0	0	9,589	9,589	0	(9,589)	0	(9,589)	0	0	0	0	0	447	06/15/2041	1.A
3137AL-BH-1	FREDDIE MAC SERIES 4005 CLASS PS 5.603% 10/15/41		03/15/2022	Paydown		0	0	80,397	80,397	0	(80,397)	0	(80,397)	0	0	0	0	0	4,583	10/15/2041	1.A

E05.22

STATEMENT AS OF MARCH 31, 2022 OF THE VOYA RETIREMENT INSURANCE AND ANNUITY COMPANY

SCHEDULE D - PART 4

Show All Long-Term Bonds and Stock Sold, Redeemed or Otherwise Disposed of During the Current Quarter

1	2	3	4	5	6	7	8	9	10	Change In Book/Adjusted Carrying Value					16	17	18	19	20	21	22
										11	12	13	14	15							
CUSIP Identification	Description	For-foreign	Disposal Date	Name of Purchaser	Number of Shares of Stock	Consideration	Par Value	Actual Cost	Prior Year Book/Adjusted Carrying Value	Unrealized Valuation Increase/(Decrease)	Current Year's (Amortization)/Accretion	Current Year's Other Than Temporary Impairment Recognized	Total Change in Book/Adjusted Carrying Value (11 + 12 - 13)	Total Foreign Exchange Change in Book /Adjusted Carrying Value	Book/Adjusted Carrying Value at Disposal Date	Foreign Exchange Gain (Loss) on Disposal	Realized Gain (Loss) on Disposal	Total Gain (Loss) on Disposal	Bond Interest/Stock Dividends Received During Year	Stated Contractual Maturity Date	NAIC Designation, NAIC Designation Modifier and SVO Administrative Symbol
..3137AM-Q3-8	FREDDIE MAC SERIES 3997 CLASS PB 4.000% 02/15/42		03/01/2022	Paydown		215,426	215,426	227,203	227,203	0	(11,777)	0	(11,777)	0	215,426	0	0	0	1,084	02/15/2042	1.A
..3137AQ-Q2-7	FREDDIE MAC SERIES 4039 CLASS PI 2.500% 05/15/27		03/01/2022	Paydown		0	0	27,805	27,805	0	(27,805)	0	(27,805)	0	0	0	0	0	2,426	05/15/2027	1.A
..3137AR-7L-4	FREDDIE MAC SERIES 4060 CLASS SH 5.603% 06/15/42		03/15/2022	Paydown		0	0	59,892	59,892	0	(59,892)	0	(59,892)	0	0	0	0	0	2,466	06/15/2042	1.A
..3137AR-CJ-8	FREDDIE MAC SERIES 4061 CLASS SA 6.153% 06/15/42		03/15/2022	Paydown		0	0	118,933	118,933	0	(118,933)	0	(118,933)	0	0	0	0	0	6,511	06/15/2042	1.A
..3137AR-KM-7	FREDDIE MAC SERIES 4057 CLASS SK 5.603% 06/15/42		03/15/2022	Paydown		0	0	27,140	27,140	0	(27,140)	0	(27,140)	0	0	0	0	0	1,304	06/15/2042	1.A
..3137AR-SP-2	FREDDIE MAC SERIES 4080 CLASS SA 5.603% 07/15/42		03/15/2022	Paydown		0	0	57,932	57,932	0	(57,932)	0	(57,932)	0	0	0	0	0	3,038	07/15/2042	1.A
..3137AS-FB-5	FREDDIE MAC SERIES 4076 CLASS NS 6.303% 11/15/39		03/15/2022	Paydown		0	0	10,971	10,971	0	(10,971)	0	(10,971)	0	0	0	0	0	3,306	11/15/2039	1.A
..3137AT-7E-6	FREDDIE MAC SERIES 4098 CLASS PI 4.000% 04/15/42		03/01/2022	Paydown		0	0	56,730	56,730	0	(56,730)	0	(56,730)	0	0	0	0	0	2,713	04/15/2042	1.A
..3137AT-LS-9	FREDDIE MAC SERIES 4097 CLASS KS 5.803% 09/15/31		03/15/2022	Paydown		0	0	48,923	48,923	0	(48,923)	0	(48,923)	0	0	0	0	0	5,890	09/15/2031	1.A
..3137AT-VA-7	FREDDIE MAC SERIES 4113 CLASS PI 4.000% 09/15/42		03/01/2022	Paydown		0	0	3,954	3,954	0	(3,954)	0	(3,954)	0	0	0	0	0	151	09/15/2042	1.A
..3137AT-VD-1	FREDDIE MAC SERIES 4113 CLASS S 5.603% 09/15/42		03/15/2022	Paydown		0	0	51,465	51,465	0	(51,465)	0	(51,465)	0	0	0	0	0	2,448	09/15/2042	1.A
..3137AX-JA-2	FREDDIE MAC SERIES 4155 CLASS IG 3.000% 01/15/33		03/01/2022	Paydown		0	0	28,200	28,200	0	(28,200)	0	(28,200)	0	0	0	0	0	1,579	01/15/2033	1.A
..3137AX-K8-5	FREDDIE MAC SERIES 4151 CLASS PI 3.000% 01/15/33		03/01/2022	Paydown		0	0	22,671	22,671	0	(22,671)	0	(22,671)	0	0	0	0	0	1,245	01/15/2033	1.A
..3137AY-3X-7	FREDDIE MAC SERIES 4150 CLASS GI 3.000% 01/15/33		03/01/2022	Paydown		0	0	43,244	43,244	0	(43,244)	0	(43,244)	0	0	0	0	0	2,425	01/15/2033	1.A
..3137AY-SE-2	FREDDIE MAC SERIES 4165 CLASS SJ 5.703% 02/15/43		03/15/2022	Paydown		0	0	96,617	96,617	0	(96,617)	0	(96,617)	0	0	0	0	0	4,871	02/15/2043	1.A
..3137B0-4T-8	FREDDIE MAC SERIES 4175 CLASS S 5.703% 03/15/43		03/15/2022	Paydown		0	0	74,308	74,308	0	(74,308)	0	(74,308)	0	0	0	0	0	3,936	03/15/2043	1.A
..3137B0-B8-6	FREDDIE MAC SERIES 4183 CLASS S 5.703% 03/15/43		03/15/2022	Paydown		0	0	82,549	82,549	0	(82,549)	0	(82,549)	0	0	0	0	0	4,085	03/15/2043	1.A
..3137B0-RY-2	FREDDIE MAC SERIES 4186 CLASS ID 3.000% 03/15/33		03/01/2022	Paydown		0	0	32,172	32,172	0	(32,172)	0	(32,172)	0	0	0	0	0	1,526	03/15/2033	1.A
..3137B1-HX-3	FREDDIE MAC SERIES 4193 CLASS SA 11.075% 04/15/43		02/15/2022	Paydown		150,261	150,261	105,758	105,758	0	44,503	0	44,503	0	150,261	0	0	0	2,966	04/15/2043	1.A
..3137B1-MD-1	FREDDIE MAC SERIES 4198 CLASS PI 3.000% 01/15/33		03/01/2022	Paydown		0	0	11,246	11,246	0	(11,246)	0	(11,246)	0	0	0	0	0	828	01/15/2033	1.A
..3137B2-3C-2	FREDDIE MAC SERIES 4211 CLASS ST 6.303% 04/15/35		03/15/2022	Paydown		0	0	49,634	49,634	0	(49,634)	0	(49,634)	0	0	0	0	0	7,716	04/15/2035	1.A
..3137B3-IH-7	FREDDIE MAC SERIES 4245 CLASS AS 5.603% 08/15/43		03/15/2022	Paydown		0	0	68,525	68,525	0	(68,525)	0	(68,525)	0	0	0	0	0	3,028	08/15/2043	1.A
..3137B4-PX-8	FREDDIE MAC SERIES 4246 CLASS SE 5.653% 02/15/36		03/15/2022	Paydown		0	0	259,850	259,850	0	(259,850)	0	(259,850)	0	0	0	0	0	16,010	02/15/2036	1.A
..3137B5-CY-7	FREDDIE MAC SERIES 4254 CLASS PO 0.000% 06/15/43		02/01/2022	Paydown		103,497	103,497	29,370	29,370	0	74,127	0	74,127	0	103,497	0	0	0	0	06/15/2043	1.A
..3137B5-QN-6	FREDDIE MAC SERIES 4263 CLASS SB 5.703% 11/15/43		03/15/2022	Paydown		0	0	86,938	86,938	0	(86,938)	0	(86,938)	0	0	0	0	0	6,806	11/15/2043	1.A
..3137B6-CY-5	FREDDIE MAC SERIES 4272 CLASS SB 5.753% 11/15/43		03/15/2022	Paydown		0	0	101,830	101,830	0	(101,830)	0	(101,830)	0	0	0	0	0	9,562	11/15/2043	1.A
..3137B6-CZ-2	FREDDIE MAC SERIES 4272 CLASS SC 5.753% 11/15/43		03/15/2022	Paydown		0	0	95,295	95,295	0	(95,295)	0	(95,295)	0	0	0	0	0	7,036	11/15/2043	1.A

E05.23

STATEMENT AS OF MARCH 31, 2022 OF THE VOYA RETIREMENT INSURANCE AND ANNUITY COMPANY

SCHEDULE D - PART 4

Show All Long-Term Bonds and Stock Sold, Redeemed or Otherwise Disposed of During the Current Quarter

1	2	3	4	5	6	7	8	9	10	Change In Book/Adjusted Carrying Value					16	17	18	19	20	21	22
										11	12	13	14	15							
CUSIP Identification	Description	For-foreign	Disposal Date	Name of Purchaser	Number of Shares of Stock	Consideration	Par Value	Actual Cost	Prior Year Book/Adjusted Carrying Value	Unrealized Valuation Increase/(Decrease)	Current Year's (Amortization)/Accretion	Current Year's Other Than Temporary Impairment Recognized	Total Change in Book/Adjusted Carrying Value (11 + 12 - 13)	Total Foreign Exchange Change in Book /Adjusted Carrying Value	Book/Adjusted Carrying Value at Disposal Date	Foreign Exchange Gain (Loss) on Disposal	Realized Gain (Loss) on Disposal	Total Gain (Loss) on Disposal	Bond Interest/Stock Dividends Received During Year	Stated Contractual Maturity Date	NAIC Designation, NAIC Designation Modifier and SVO Administrative Symbol
3137B6-D4-0	FREDDIE MAC SERIES 4272 CLASS SY 5.703%		03/15/2022	Paydown		0	0	99,585	99,585	0	(99,585)	0	(99,585)	0	0	0	0	0	6,284	06/15/2038	1.A
3137B7-ER-6	FREDDIE MAC SERIES 4290 CLASS LS 5.703%		03/15/2022	Paydown		0	0	208,842	208,842	0	(208,842)	0	(208,842)	0	0	0	0	0	12,172	07/15/2035	1.A
3137B7-MD-8	FREDDIE MAC SERIES 4297 CLASS VS 7.807%		03/15/2022	Paydown		154,166	154,166	144,780	144,780	0	9,386	0	9,386	0	154,166	0	0	0	2,388	07/15/2039	1.A
3137B8-EA-1	FREDDIE MAC SERIES 4302 CLASS GS 5.753%		03/15/2022	Paydown		0	0	202,611	202,611	0	(202,611)	0	(202,611)	0	0	0	0	0	9,655	02/15/2044	1.A
3137B8-QW-0	FREDDIE MAC SERIES 4320 CLASS SD 5.703%		03/15/2022	Paydown		0	0	163,761	163,761	0	(163,761)	0	(163,761)	0	0	0	0	0	8,558	07/15/2039	1.A
3137B9-U5-2	FREDDIE MAC SERIES 4325 CLASS OG 0.000%		03/01/2022	Paydown		120,922	120,922	83,702	83,702	0	37,221	0	37,221	0	120,922	0	0	0	0	04/15/2044	1.A
3137BB-PE-4	FREDDIE MAC SERIES 4351 CLASS AS 5.803%		03/15/2022	Paydown		0	0	61,734	61,734	0	(61,734)	0	(61,734)	0	0	0	0	0	5,467	06/15/2044	1.A
3137BB-R8-5	FREDDIE MAC SERIES 4347 CLASS ES 5.803%		03/15/2022	Paydown		0	0	174,000	174,000	0	(174,000)	0	(174,000)	0	0	0	0	0	10,186	06/15/2054	1.A
3137BD-L7-9	FREDDIE MAC SERIES 4384 CLASS SW 6.253%		03/15/2022	Paydown		0	0	139,877	139,877	0	(139,877)	0	(139,877)	0	0	0	0	0	7,337	09/15/2044	1.A
3137BD-WC-6	FREDDIE MAC SERIES 4385 CLASS WS 5.703%		03/15/2022	Paydown		0	0	89,636	89,636	0	(89,636)	0	(89,636)	0	0	0	0	0	4,177	05/15/2044	1.A
3137BE-3Q-5	FREDDIE MAC SERIES 4386 CLASS AS 5.753%		03/15/2022	Paydown		0	0	103,456	103,456	0	(103,456)	0	(103,456)	0	0	0	0	0	4,949	09/15/2044	1.A
3137BF-W8-0	FREDDIE MAC SERIES 4417 CLASS MO 0.000%		03/01/2022	Paydown		317,229	317,229	257,375	257,375	0	59,854	0	59,854	0	317,229	0	0	0	0	06/15/2041	1.A
3137BG-VR-7	FREDDIE MAC SERIES 4483 CLASS Z 4.000%		03/01/2022	Paydown		271,532	271,532	284,858	284,858	0	(13,326)	0	(13,326)	0	271,532	0	0	0	2,232	03/15/2045	1.A
3137BH-QW-0	FREDDIE MAC SERIES 4464 CLASS SA 5.803%		03/15/2022	Paydown		0	0	110,657	110,657	0	(110,657)	0	(110,657)	0	0	0	0	0	4,178	04/15/2045	1.A
3137BL-LU-0	FREDDIE MAC SERIES 4507 CLASS SA 5.313%		03/15/2022	Paydown		0	0	264,896	264,896	0	(264,896)	0	(264,896)	0	0	0	0	0	19,156	09/15/2045	1.A
3137BM-3B-0	FREDDIE MAC SERIES 4526 CLASS SA 5.753%		03/15/2022	Paydown		0	0	180,303	180,303	0	(180,303)	0	(180,303)	0	0	0	0	0	7,235	11/15/2045	1.A
3137BM-CE-4	FREDDIE MAC SERIES 4541 CLASS IO 5.000%		03/01/2022	Paydown		0	0	106,416	106,416	0	(106,416)	0	(106,416)	0	0	0	0	0	4,080	12/15/2045	1.A
3137BN-3A-0	FREDDIE MAC SERIES 4550 CLASS SD 5.653%		03/15/2022	Paydown		0	0	128,980	128,980	0	(128,980)	0	(128,980)	0	0	0	0	0	5,041	02/15/2046	1.A
3137BP-FF-1	FREDDIE MAC SERIES 4585 CLASS AS 5.703%		03/15/2022	Paydown		0	0	200,774	200,774	0	(200,774)	0	(200,774)	0	0	0	0	0	9,829	05/15/2046	1.A
3137BP-HL-6	FREDDIE MAC SERIES 4582 CLASS DS 5.603%		03/15/2022	Paydown		0	0	274,925	274,925	0	(274,925)	0	(274,925)	0	0	0	0	0	10,811	05/15/2046	1.A
3137BP-XJ-3	FREDDIE MAC SERIES 4587 CLASS AS 5.753%		03/15/2022	Paydown		0	0	222,323	222,323	0	(222,323)	0	(222,323)	0	0	0	0	0	16,494	06/15/2046	1.A
3137BQ-LG-0	FREDDIE MAC SERIES 4594 CLASS KB 4.189%		02/15/2022	Paydown		65,766	65,766	44,313	44,313	0	21,453	0	21,453	0	65,766	0	0	0	393	05/15/2033	1.A
3137BR-BG-9	FREDDIE MAC SERIES 4608 CLASS GS 5.703%		03/15/2022	Paydown		0	0	1,213,160	1,213,160	0	(1,213,160)	0	(1,213,160)	0	0	0	0	0	62,147	05/15/2040	1.A
3137BR-CG-8	FREDDIE MAC SERIES 4611 CLASS BS 5.703%		03/15/2022	Paydown		0	0	90,280	90,280	0	(90,280)	0	(90,280)	0	0	0	0	0	6,431	06/15/2041	1.A
3137BR-FM-2	FREDDIE MAC SERIES 4607 CLASS SA 5.753%		03/15/2022	Paydown		0	0	94,396	94,396	0	(94,396)	0	(94,396)	0	0	0	0	0	9,593	08/15/2046	1.A
3137BR-PF-6	FREDDIE MAC SERIES 4604 CLASS SB 5.703%		03/15/2022	Paydown		0	0	91,790	91,790	0	(91,790)	0	(91,790)	0	0	0	0	0	4,702	08/15/2046	1.A
3137BR-SF-3	FREDDIE MAC SERIES 4612 CLASS PS 5.603%		03/15/2022	Paydown		0	0	142,919	142,919	0	(142,919)	0	(142,919)	0	0	0	0	0	5,704	09/15/2046	1.A

E05.24

STATEMENT AS OF MARCH 31, 2022 OF THE VOYA RETIREMENT INSURANCE AND ANNUITY COMPANY

SCHEDULE D - PART 4

Show All Long-Term Bonds and Stock Sold, Redeemed or Otherwise Disposed of During the Current Quarter

1	2	3	4	5	6	7	8	9	10	Change In Book/Adjusted Carrying Value					16	17	18	19	20	21	22
										11	12	13	14	15							
CUSIP Identification	Description	For- eign	Disposal Date	Name of Purchaser	Number of Shares of Stock	Consid- eration	Par Value	Actual Cost	Prior Year Book/ Adjusted Carrying Value	Unrealized Valuation Increase/ (Decrease)	Current Year's (Amor- tization)/ Accretion	Current Year's Other Than Temporary Impairment Recogn- ized	Total Change in Book/ Adjusted Carrying Value (11 + 12 - 13)	Total Foreign Exchange Change in Book /Adjusted Carrying Value	Book/ Adjusted Carrying Value at Disposal Date	Foreign Exchange Gain (Loss) on Disposal	Realized Gain (Loss) on Disposal	Total Gain (Loss) on Disposal	Bond Interest/ Stock Dividends Received During Year	Stated Con- tractual Maturity Date	NAIC Desig- nation, NAIC Desig- nation Modifier and SVO Admini- strative Symbol
..3137BS-B2-8	FREDDIE MAC SERIES 4620 CLASS LS 5.703% 10/15/46		03/15/2022	Paydown		0	0	341,752	341,752	0	(341,752)	0	(341,752)	0	0	0	0	0	25,816	10/15/2046	1.A
..3137BT-F3-0	FREDDIE MAC SERIES 4637 CLASS CI 4.500% 08/15/44		03/01/2022	Paydown		0	0	73,105	73,105	0	(73,105)	0	(73,105)	0	0	0	0	0	3,154	08/15/2044	1.A
..3137BT-XP-1	FREDDIE MAC SERIES 4651 CLASS SA 5.703% 01/15/47		03/15/2022	Paydown		0	0	193,488	193,488	0	(193,488)	0	(193,488)	0	0	0	0	0	10,451	01/15/2047	1.A
..3137BIII-RG-1	FREDDIE MAC SERIES 4664 CLASS SA 5.703% 03/15/47		03/15/2022	Paydown		0	0	121,014	121,014	0	(121,014)	0	(121,014)	0	0	0	0	0	5,248	03/15/2047	1.A
..3137BX-WY-4	FREDDIE MAC SERIES 4684 CLASS MI 6.000% 05/15/47		03/01/2022	Paydown		0	0	236,571	236,571	0	(236,571)	0	(236,571)	0	0	0	0	0	9,673	05/15/2047	1.A
..3137F1-YG-7	FREDDIE MAC SERIES 4705 CLASS AS 5.853% 01/15/39		03/15/2022	Paydown		0	0	183,970	183,970	0	(183,970)	0	(183,970)	0	0	0	0	0	13,756	01/15/2039	1.A
..3137F5-RN-1	FREDDIE MAC SERIES 4795 CLASS SA 5.803% 05/15/48		03/15/2022	Paydown		0	0	261,503	261,503	0	(261,503)	0	(261,503)	0	0	0	0	0	11,167	05/15/2048	1.A
..3137F6-KG-1	FREDDIE MAC SERIES 5034 CLASS QI 2.500% 11/25/50		03/01/2022	Paydown		0	0	423,495	0	0	(423,495)	0	(423,495)	0	0	0	0	0	6,257	11/25/2050	1.A
..3137F6-PN-1	FREDDIE MAC SERIES 5040 SERIES JI 3.000% 11/25/50		03/01/2022	Paydown		0	0	179,931	179,931	0	(179,931)	0	(179,931)	0	0	0	0	0	6,348	11/25/2050	1.A
..3137F6-VII-4	FREDDIE MAC SERIES 5041 CLASS B1 4.000% 11/25/50		03/01/2022	Paydown		0	0	638,851	638,851	0	(638,851)	0	(638,851)	0	0	0	0	0	21,404	11/25/2050	1.A
..3137F6-WIC-7	FREDDIE MAC SERIES 5041 CLASS CI 3.500% 11/25/50		03/01/2022	Paydown		0	0	435,237	435,237	0	(435,237)	0	(435,237)	0	0	0	0	0	14,989	11/25/2050	1.A
..3137FB-4T-7	FHLMC MULTIFAMILY STRUCTURED P SERIES KG04 CLASS X1 0.853% 11/25/30		03/01/2022	Paydown		0	0	387	387	0	(387)	0	(387)	0	0	0	0	0	9	11/25/2030	1.A
..3137FB-TU-7	FHLMC MULTIFAMILY STRUCTURED P SERIES K-1519 CLAS X1 0.609% 12/25/35		03/01/2022	Paydown		0	0	9,735	9,735	0	(9,735)	0	(9,735)	0	0	0	0	0	158	12/25/2035	1.A
..3137F9-BK-6	FREDDIE MAC SERIES 5069 CLASS AI 4.500% 02/25/41		03/01/2022	Paydown		0	0	365,780	365,780	0	(365,780)	0	(365,780)	0	0	0	0	0	16,441	02/25/2041	1.A
..3137F9-C4-1	FREDDIE MAC SERIES 5069 CLASS IJ 2.500% 02/25/51		03/01/2022	Paydown		0	0	287,177	287,177	0	(287,177)	0	(287,177)	0	0	0	0	0	6,507	02/25/2051	1.A
..3137F9-R8-6	FREDDIE MAC SERIES 5071 CLASS IQ 4.000% 12/25/49		03/01/2022	Paydown		0	0	228,479	228,479	0	(228,479)	0	(228,479)	0	0	0	0	0	6,938	12/25/2049	1.A
..3137FA-QF-8	FREDDIE MAC MULTIFAMILY SERIES KW03 CLASS X1 0.836% 06/25/27		03/01/2022	Paydown		0	0	6,144	6,144	0	(6,144)	0	(6,144)	0	0	0	0	0	275	06/25/2027	1.A
..3137FB-VH-3	FREDDIE MAC SERIES 4737 CLASS CI 4.500% 12/15/47		03/01/2022	Paydown		0	0	70,938	70,938	0	(70,938)	0	(70,938)	0	0	0	0	0	3,094	12/15/2047	1.A
..3137FC-AA-2	FREDDIE MAC SERIES 4735 CLASS KI 5.500% 07/15/34		03/01/2022	Paydown		0	0	110,005	110,005	0	(110,005)	0	(110,005)	0	0	0	0	0	4,774	07/15/2034	1.A
..3137FD-B7-6	FREDDIE MAC SERIES 4751 CLASS SA 5.353% 03/15/39		03/15/2022	Paydown		0	0	568,763	568,763	0	(568,763)	0	(568,763)	0	0	0	0	0	30,719	03/15/2039	1.A
..3137FD-B9-2	FREDDIE MAC SERIES 4751 CLASS SC 5.853% 07/15/40		03/15/2022	Paydown		0	0	226,841	226,841	0	(226,841)	0	(226,841)	0	0	0	0	0	10,395	07/15/2040	1.A
..3137FE-VJ-6	FREDDIE MAC SERIES 4800 CLASS TZ 4.000% 05/15/48		03/01/2022	Paydown		985,231	985,231	1,053,297	1,053,297	0	(68,066)	0	(68,066)	0	985,231	0	0	0	6,094	05/15/2048	1.A
..3137FF-AJ-6	FREDDIE MAC SERIES 5071 CLASS IM 3.000% 11/25/49		03/01/2022	Paydown		0	0	251,489	251,489	0	(251,489)	0	(251,489)	0	0	0	0	0	8,145	11/25/2049	1.A
..3137FH-AE-3	FREDDIE MAC SERIES 4824 CLASS IO 5.500% 04/15/45		03/01/2022	Paydown		0	0	380,433	380,433	0	(380,433)	0	(380,433)	0	0	0	0	0	14,787	04/15/2045	1.A
..3137FJ-ZZ-5	FREDDIE MAC SERIES 4845 CLASS SIW 5.803% 12/15/48		03/15/2022	Paydown		0	0	448,958	448,958	0	(448,958)	0	(448,958)	0	0	0	0	0	23,143	12/15/2048	1.A
..3137FL-ZV-9	FREDDIE MAC SERIES 4887 CLASS SA 5.703% 09/15/38		03/15/2022	Paydown		0	0	384,500	384,500	0	(384,500)	0	(384,500)	0	0	0	0	0	27,331	09/15/2038	1.A
..3137FP-D9-3	FREDDIE MAC SERIES 4917 CLASS SE 5.593% 10/25/49		03/25/2022	Paydown		0	0	259,858	259,858	0	(259,858)	0	(259,858)	0	0	0	0	0	9,578	10/25/2049	1.A

EO5.25

STATEMENT AS OF MARCH 31, 2022 OF THE VOYA RETIREMENT INSURANCE AND ANNUITY COMPANY

SCHEDULE D - PART 4

Show All Long-Term Bonds and Stock Sold, Redeemed or Otherwise Disposed of During the Current Quarter

1	2	3	4	5	6	7	8	9	10	Change In Book/Adjusted Carrying Value					16	17	18	19	20	21	22
										11	12	13	14	15							
CUSIP Identification	Description	For- eign	Disposal Date	Name of Purchaser	Number of Shares of Stock	Consid- eration	Par Value	Actual Cost	Prior Year Book/ Adjusted Carrying Value	Unrealized Valuation Increase/ (Decrease)	Current Year's (Amor- tization)/ Accretion	Current Year's Other Than Temporary Impairment Recogn- ized	Total Change in Book/ Adjusted Carrying Value (11 + 12 - 13)	Total Foreign Exchange Change in Book /Adjusted Carrying Value	Book/ Adjusted Carrying Value at Disposal Date	Foreign Exchange Gain (Loss) on Disposal	Realized Gain (Loss) on Disposal	Total Gain (Loss) on Disposal	Bond Interest/ Stock Dividends Received During Year	Stated Con- tractual Maturity Date	NAIC Desig- nation, NAIC Desig- nation Modifier and SVO Admini- strative Symbol
..3137FP-GK-5	FREDDIE MAC SERIES 4924 CLASS TS 5.543% 04/25/49		03/25/2022	Paydown		0	0	491,937	491,937	0	(491,937)	0	(491,937)	0	0	0	0	0	20,782	04/25/2049	1.A
..3137FP-XW-0	FREDDIE MAC SERIES 4923 CLASS CS 5.233% 10/15/39		03/15/2022	Paydown		0	0	153,545	153,545	0	(153,545)	0	(153,545)	0	0	0	0	0	9,254	10/15/2039	1.A
..3137FQ-QX-4	FREDDIE MAC SERIES 4944 CLASS BS 5.593% 01/25/50		03/25/2022	Paydown		0	0	348,012	348,012	0	(348,012)	0	(348,012)	0	0	0	0	0	17,051	01/25/2050	1.A
..3137FQ-R5-4	FREDDIE MAC SERIES 4944 CLASS HS 5.593% 01/25/50		03/25/2022	Paydown		0	0	251,259	251,259	0	(251,259)	0	(251,259)	0	0	0	0	0	12,039	01/25/2050	1.A
..3137FR-UV-1	FHLMC MULTIFAMILY STRUCTURED P SERIES K106 CLASS X1 1.354% 01/25/30		03/01/2022	Paydown		0	0	2,631	2,631	0	(2,631)	0	(2,631)	0	0	0	0	0	66	01/25/2030	1.A
..3137FT-BP-1	FREDDIE MAC STRUCTURED SERIES K108 CLASS X1 1.690% 03/25/30		03/01/2022	Paydown		0	0	932	932	0	(932)	0	(932)	0	0	0	0	0	23	03/25/2030	1.A
..3137FT-FU-6	FREDDIE MAC STRUCTURED SERIES K738 CLASS X1 1.515% 01/25/27		03/01/2022	Paydown		0	0	2,572	2,572	0	(2,572)	0	(2,572)	0	0	0	0	0	118	01/25/2027	1.A
..3137FT-G2-7	FREDDIE MAC STRUCTURED SERIES K109 CLASS X1 1.582% 04/25/30		03/01/2022	Paydown		0	0	1,945	1,945	0	(1,945)	0	(1,945)	0	0	0	0	0	53	04/25/2030	1.A
..3137FT-SN-8	FREDDIE MAC SERIES 4985 CLASS HI 5.500% 06/25/50		03/01/2022	Paydown		0	0	260,466	260,466	0	(260,466)	0	(260,466)	0	0	0	0	0	9,378	06/25/2050	1.A
..3137FT-ZM-2	FREDDIE MAC STRUCTURED SERIES K-1515 CLASS X1 1.512% 02/25/35		03/01/2022	Paydown		0	0	1,040	1,040	0	(1,040)	0	(1,040)	0	0	0	0	0	18	02/25/2035	1.A
..3137FU-J4-7	FREDDIE MAC SERIES 4999 CLASS A1 3.000% 07/25/50		03/25/2022	Paydown		0	0	328,302	328,302	0	(328,302)	0	(328,302)	0	0	0	0	0	15,774	07/25/2050	1.A
..3137FU-K4-5	FREDDIE MAC SERIES 4998 CLASS CI 3.000% 01/25/37		03/01/2022	Paydown		0	0	592,986	592,986	0	(592,986)	0	(592,986)	0	0	0	0	0	24,120	01/25/2037	1.A
..3137FV-6Z-0	FREDDIE MAC SERIES 4998 CLASS CI 3.000% 08/25/40		03/01/2022	Paydown		0	0	451,183	451,183	0	(451,183)	0	(451,183)	0	0	0	0	0	17,066	08/25/2040	1.A
..3137FV-JJ-2	FREDDIE MAC SERIES 5003 CLASS GI 4.500% 08/25/50		03/01/2022	Paydown		0	0	691,945	691,945	0	(691,945)	0	(691,945)	0	0	0	0	0	29,169	08/25/2050	1.A
..3137FV-UW-0	FREDDIE MAC SERIES 5016 CLASS IW 1.603% 04/15/45		03/01/2022	Paydown		0	0	331,029	331,029	0	(331,029)	0	(331,029)	0	0	0	0	0	20,673	04/15/2045	1.A
..3137FV-UY-4	FREDDIE MAC SERIES 5023 CLASS IA 3.500% 10/25/50		03/01/2022	Paydown		0	0	620,660	620,660	0	(620,660)	0	(620,660)	0	0	0	0	0	22,071	10/25/2050	1.A
..3137FX-3T-3	FREDDIE MAC MULTIFAMILY STRUCT SERIES K117 CLASS X1 1.241% 08/25/30		03/01/2022	Paydown		0	0	2,314	2,314	0	(2,314)	0	(2,314)	0	0	0	0	0	55	08/25/2030	1.A
..3137FX-QX-9	FREDDIE MAC MULTIFAMILY STRUCT SERIES K-1518 CLASS X1 0.871% 10/25/35		03/01/2022	Paydown		0	0	6,397	6,397	0	(6,397)	0	(6,397)	0	0	0	0	0	112	10/25/2035	1.A
..3137FY-RS-7	FREDDIE MAC SERIES 5096 CLASS K1 3.000% 04/25/51		03/01/2022	Paydown		0	0	105,370	105,370	0	(105,370)	0	(105,370)	0	0	0	0	0	3,068	04/25/2051	1.A
..3137FY-TY-2	FHLMC REMIC SERIES SERIES K-1520 CLASS X1 0.472% 02/25/36		03/01/2022	Paydown		0	0	503	503	0	(503)	0	(503)	0	0	0	0	0	8	02/25/2036	1.A
..3137G0-AD-1	STRUCTURED AGENCY CREDIT RISK SERIES 13-DN2 CLASS M2 4.707% 11/25/23		02/18/2022	DIRECT		2	2	2	0	0	0	0	0	0	0	0	2	2	0	11/25/2023	1.D
..3137G0-AD-1	STRUCTURED AGENCY CREDIT RISK SERIES 13-DN2 CLASS M2 4.707% 11/25/23		03/25/2022	Paydown		1,132,152	1,132,152	1,169,388	731,123	0	(37,236)	0	(37,236)	0	1,132,152	0	0	0	6,246	11/25/2023	1.D
..3137G0-AM-1	STRUCTURED AGENCY CREDIT RISK SERIES 14-DN1 CLASS M3 4.957% 02/25/24		03/25/2022	Paydown		3,872,683	3,872,683	3,965,171	3,965,171	0	(92,488)	0	(92,488)	0	3,872,683	0	0	0	27,460	02/25/2024	1.D
..3137G0-AY-5	FREDDIE MAC STACR SERIES 2014-DN2 CLASS M3 4.057% 04/25/24		03/25/2022	Paydown		1,084,542	1,084,542	1,110,228	739,392	0	(25,686)	0	(25,686)	0	1,084,542	0	0	0	6,082	04/25/2024	1.D
..3137G0-BK-4	STRUCTURED AGENCY CREDIT RISK SERIES 2014-DN3 CLASS M3 4.457% 08/25/24		03/25/2022	Paydown		319,870	319,870	326,931	326,931	0	(7,061)	0	(7,061)	0	319,870	0	0	0	2,085	08/25/2024	1.D
..3137G0-CU-1	STRUCTURED AGENCY CREDIT RISK SERIES 14-DN4 CLASS M3 5.007% 10/25/24		03/25/2022	Paydown		337,987	337,987	345,804	345,804	0	(7,817)	0	(7,817)	0	337,987	0	0	0	3,088	10/25/2024	1.D
..3137G0-DF-3	STRUCTURED AGENCY CREDIT RISK SERIES 14-H03 CLASS M3 5.207% 10/25/24		03/25/2022	Paydown		116,346	116,346	116,533	116,533	0	(187)	0	(187)	0	116,346	0	0	0	818	10/25/2024	1.D

E05.26

STATEMENT AS OF MARCH 31, 2022 OF THE VOYA RETIREMENT INSURANCE AND ANNUITY COMPANY

SCHEDULE D - PART 4

Show All Long-Term Bonds and Stock Sold, Redeemed or Otherwise Disposed of During the Current Quarter

1	2	3	4	5	6	7	8	9	10	Change In Book/Adjusted Carrying Value					16	17	18	19	20	21	22
										11	12	13	14	15							
CUSIP Identification	Description	For- eign	Disposal Date	Name of Purchaser	Number of Shares of Stock	Consid- eration	Par Value	Actual Cost	Prior Year Book/ Adjusted Carrying Value	Unrealized Valuation Increase/ (Decrease)	Current Year's (Amor- tization)/ Accretion	Current Year's Other Than Temporary Impairment Recogn- ized	Total Change in Book/ Adjusted Carrying Value (11 + 12 - 13)	Total Foreign Exchange Change in Book /Adjusted Carrying Value	Book/ Adjusted Carrying Value at Disposal Date	Foreign Exchange Gain (Loss) on Disposal	Realized Gain (Loss) on Disposal	Total Gain (Loss) on Disposal	Bond Interest/ Stock Dividends Received During Year	Stated Con- tractual Maturity Date	NAIC Desig- nation, NAIC Desig- nation Modifier and SVO Admini- strative Symbol
313760-GW-3	STRUCTURED AGENCY CREDIT RISK SERIES 15-DNA3 CLASS M3 5.157% 04/25/28		03/25/2022	Paydown		307,032	307,032	324,734	324,734	0	(17,702)	0	(17,702)	0	307,032	0	0	0	2,316	04/25/2028	1.D
313760-GX-1	FREDDIE MAC STACR SERIES 2015-DNA3 CLASS M3F 4.157% 04/25/28		03/25/2022	Paydown		787,260	787,260	820,970	820,970	0	(33,710)	0	(33,710)	0	787,260	0	0	0	4,706	04/25/2028	1.D
313760-HJ-1	STRUCTURED AGENCY CREDIT RISK SERIES 2015-HQA2 CLASS M3 5.257% 05/25/28		03/25/2022	Paydown		816,959	816,959	873,523	873,523	0	(56,564)	0	(56,564)	0	816,959	0	0	0	6,198	05/25/2028	1.D
313760-JJ-9	STRUCTURED AGENCY CREDIT RISK SERIES 16-HQA1 CLASS M3 6.907% 09/25/28		03/25/2022	Paydown		1,054,716	1,054,716	1,127,887	0	0	(73,171)	0	(73,171)	0	1,054,716	0	0	0	8,513	09/25/2028	1.D
313760-JU-4	STRUCTURED AGENCY CREDIT RISK SERIES 16-DNA2 CLASS M3 5.107% 10/25/28		03/25/2022	Paydown		1,885,315	1,885,315	1,973,150	1,321,018	0	(87,836)	0	(87,836)	0	1,885,315	0	0	0	12,981	10/25/2028	1.D
313760-KE-8	FREDDIE MAC STACR SERIES 2016-HQA2 CLASS M3 5.607% 11/25/28		03/25/2022	Paydown		2,048,105	2,048,105	2,145,038	730,628	0	(96,932)	0	(96,932)	0	2,048,105	0	0	0	14,359	11/25/2028	1.D
313760-KG-3	FREDDIE MAC STACR SERIES 2016-HQA2 CLASS M3AF 4.357% 11/25/28		03/25/2022	Paydown		2,144,181	2,144,181	2,152,606	2,152,606	0	(8,424)	0	(8,424)	0	2,144,181	0	0	0	13,361	11/25/2028	1.D
313760-KQ-1	FREDDIE MAC STACR SERIES 2016-DNA3 CLASS M3 5.457% 12/25/28		03/25/2022	Paydown		1,946,408	1,946,408	2,049,882	2,049,882	0	(103,474)	0	(103,474)	0	1,946,408	0	0	0	15,208	12/25/2028	1.D
313760-LJ-6	FREDDIE MAC STACR SERIES 2016-DNA4 CLASS M3 4.257% 03/25/29		02/09/2022	Call	104.2130	10,033,569	9,627,944	10,090,494	10,090,494	0	14,358	0	14,358	0	10,510,478	0	(476,909)	(476,909)	451,564	03/25/2029	1.D
313760-LJ-6	FREDDIE MAC STACR SERIES 2016-DNA4 CLASS M3 4.257% 03/25/29		01/25/2022	Paydown		503,031	503,031	527,198	527,198	0	(24,167)	0	(24,167)	0	503,031	0	0	0	1,581	03/25/2029	1.D
313760-NE-5	FREDDIE MAC STACR SERIES 2017-HQA1 CLASS M2 4.007% 08/25/29		03/25/2022	Paydown		464,648	464,648	481,056	0	0	(16,408)	0	(16,408)	0	464,648	0	0	0	2,060	08/25/2029	1.D
313760-PU-7	FREDDIE MAC STACR SERIES 2017-HQA2 CLASS M2 3.107% 12/25/29		02/09/2022	Call	103.3280	920,433	890,787	900,415	900,415	0	950	0	950	0	931,011	0	(10,578)	(10,578)	32,644	12/25/2029	1.D
313760-PU-7	FREDDIE MAC STACR SERIES 2017-HQA2 CLASS M2 3.107% 12/25/29		01/25/2022	Paydown		3,017	3,017	3,050	3,050	0	(33)	0	(33)	0	3,017	0	0	0	7	12/25/2029	1.D
313760-QQ-5	FREDDIE MAC STACR SERIES 2017-DNA3 CLASS M2 2.957% 03/25/30		02/09/2022	Call	102.7320	3,788,347	3,687,601	3,513,692	3,513,692	0	4,719	0	4,719	0	3,619,157	0	169,190	169,190	112,484	03/25/2030	1.D
313760-QQ-5	FREDDIE MAC STACR SERIES 2017-DNA3 CLASS M2 2.957% 03/25/30		01/25/2022	Paydown		177,547	177,547	169,173	169,173	0	8,373	0	8,373	0	177,547	0	0	0	372	03/25/2030	1.D
313760-RB-7	FREDDIE MAC STACR SERIES 2018-DNA1 CLASS M2A1 1.250% 07/25/30		03/25/2022	Paydown		0	0	0	0	0	0	0	0	0	0	0	0	0	8,781	03/25/2030	1.G FE
313760-TU-3	FREDDIE MAC STACR SERIES 2018-DNA1 CLASS M2A1 1.250% 07/25/30		03/25/2022	Paydown		0	0	4,163	0	0	0	0	0	0	0	0	0	0	4,877	07/25/2030	1.D FE
31376A-4S-3	FREDDIE MAC SERIES 3730 CLASS W1 4.500% 03/15/40		03/01/2022	Paydown		0	0	14,975	14,975	0	(14,975)	0	(14,975)	0	0	0	0	0	1,243	03/15/2040	1.A
31376A-LT-2	FREDDIE MAC SERIES 3736 CLASS SN 5.653% 10/15/40		03/15/2022	Paydown		0	0	67,973	67,973	0	(67,973)	0	(67,973)	0	0	0	0	0	4,253	10/15/2040	1.A
31376A-N7-8	FREDDIE MAC SERIES 3746 CLASS SA 6.153% 07/15/40		03/15/2022	Paydown		0	0	36,330	36,330	0	(36,330)	0	(36,330)	0	0	0	0	0	2,255	07/15/2040	1.A
3137H0-H7-6	FHLMC MULTIFAMILY STRUCTURED P SERIES KLU3 CLASS X1 1.938% 01/25/31		03/01/2022	Paydown		0	0	6,497	6,497	0	(6,497)	0	(6,497)	0	0	0	0	0	169	01/25/2031	1.A
3137H6-3V-5	FREDDIE MAC SERIES 5202 CLASS T1 5.500% 12/25/48		03/01/2022	Paydown		0	0	164,660	0	0	(164,660)	0	(164,660)	0	0	0	0	0	3,573	12/25/2048	1.A
31384V-MN-9	FNMA POOL 535065 8.500% 01/01/25		03/01/2022	Paydown		1,406	1,406	1,457	1,424	0	(18)	0	(18)	0	1,406	0	0	0	21	01/01/2025	1.A
31384A-YE-9	FNMA POOL AH3408 5.000% 01/01/41		03/01/2022	Paydown		5,855	5,855	6,166	6,166	0	(311)	0	(311)	0	5,855	0	0	0	44	01/01/2041	1.A
3138AN-4C-4	FNMA POOL A18918 4.000% 09/01/41		03/01/2022	Paydown		24,126	24,126	25,087	25,087	0	(961)	0	(961)	0	24,126	0	0	0	161	09/01/2041	1.A
3138AN-C6-8	FNMA POOL A18192 4.500% 08/01/41		03/01/2022	Paydown		47,685	47,685	50,703	50,703	0	(3,018)	0	(3,018)	0	47,685	0	0	0	358	08/01/2041	1.A
3138AN-DY-6	FNMA POOL A18218 4.000% 08/01/41		03/01/2022	Paydown		176,775	176,775	184,012	184,012	0	(7,237)	0	(7,237)	0	176,775	0	0	0	1,254	08/01/2041	1.A
3138AP-03-5	FNMA POOL A19473 4.000% 09/01/41		03/01/2022	Paydown		19,540	19,540	20,388	20,388	0	(847)	0	(847)	0	19,540	0	0	0	131	09/01/2041	1.A
3138AS-SC-7	FNMA POOL AJ1414 4.500% 09/01/41		03/01/2022	Paydown		114,934	114,934	122,835	122,835	0	(7,902)	0	(7,902)	0	114,934	0	0	0	919	09/01/2041	1.A
3138AW-HC-0	FNMA POOL AJ4726 4.000% 12/01/41		03/01/2022	Paydown		36,415	36,415	38,025	38,025	0	(1,610)	0	(1,610)	0	36,415	0	0	0	240	12/01/2041	1.A
3138ER-YH-7	FNMA POOL AL9711 4.000% 11/01/46		03/01/2022	Paydown		1,405,428	1,405,428	1,410,040	1,410,040	0	(4,612)	0	(4,612)	0	1,405,428	0	0	0	9,387	11/01/2046	1.A
3138ET-6F-8	FNMA POOL AL8969 3.000% 10/01/43		03/01/2022	Paydown		7,973	7,973	8,211	8,306	0	(333)	0	(333)	0	7,973	0	0	0	39	10/01/2043	1.A

EO5.27

STATEMENT AS OF MARCH 31, 2022 OF THE VOYA RETIREMENT INSURANCE AND ANNUITY COMPANY

SCHEDULE D - PART 4

Show All Long-Term Bonds and Stock Sold, Redeemed or Otherwise Disposed of During the Current Quarter

1	2	3	4	5	6	7	8	9	10	Change In Book/Adjusted Carrying Value					16	17	18	19	20	21	22
										11	12	13	14	15							
CUSIP Identification	Description	Foreign	Disposal Date	Name of Purchaser	Number of Shares of Stock	Consideration	Par Value	Actual Cost	Prior Year Book/Adjusted Carrying Value	Unrealized Valuation Increase/(Decrease)	Current Year's (Amortization)/Accretion	Current Year's Other Than Temporary Impairment Recognized	Total Change in Book/Adjusted Carrying Value (11 + 12 - 13)	Total Foreign Exchange Change in Book /Adjusted Carrying Value	Book/Adjusted Carrying Value at Disposal Date	Foreign Exchange Gain (Loss) on Disposal	Realized Gain (Loss) on Disposal	Total Gain (Loss) on Disposal	Bond Interest/Stock Dividends Received During Year	Stated Contractual Maturity Date	NAIC Designation, NAIC Designation Modifier and SVO Administrative Symbol
3138WX-A9-8	FNMA POOL AT9031 4.500% 08/01/43		03/01/2022	Paydown		130,887	130,887	138,004	138,004	0	(7,117)	0	(7,117)	0	130,887	0	0	0	1,467	08/01/2043	1.A
3138X8-LE-9	FNMA POOL AU8424 4.500% 09/01/43		03/01/2022	Paydown		1,121	1,121	1,182	1,182	0	(61)	0	(61)	0	1,121	0	0	0	8	09/01/2043	1.A
313920-QK-9	FANNIE MAE SERIES 2001-38 CLASS SA 8.043% 08/25/31		03/25/2022	Paydown		0	0	2,305	2,305	0	(2,305)	0	(2,305)	0	0	0	0	0	580	08/25/2031	1.A
313920-ZJ-2	FANNIE MAE SERIES 2001-46 CLASS S 7.632% 09/18/31		03/18/2022	Paydown		0	0	3,012	3,012	0	(3,012)	0	(3,012)	0	0	0	0	0	783	09/18/2031	1.A
313921-A9-9	FANNIE MAE SERIES 2001-59 CLASS S 7.443% 11/25/31		03/25/2022	Paydown		0	0	3,081	3,081	0	(3,081)	0	(3,081)	0	0	0	0	0	299	11/25/2031	1.A
313921-GK-8	FANNIE MAE SERIES 2001-56 CLASS SG 7.543% 10/25/31		03/25/2022	Paydown		0	0	532	532	0	(532)	0	(532)	0	0	0	0	0	419	10/25/2031	1.A
313921-JE-9	FANNIE MAE SERIES 2001-57 CLASS S 7.543% 06/25/31		03/25/2022	Paydown		0	0	664	664	0	(664)	0	(664)	0	0	0	0	0	61	06/25/2031	1.A
313921-U8-9	FANNIE MAE SERIES 2001-60 CLASS QI 1.020% 09/25/31		03/25/2022	Paydown		0	0	1,029	1,029	0	(1,029)	0	(1,029)	0	0	0	0	0	116	09/25/2031	1.A
31392A-DM-7	FANNIE MAE SERIES 2001-62 CLASS SC 7.393% 11/25/31		03/25/2022	Paydown		0	0	1,074	1,074	0	(1,074)	0	(1,074)	0	0	0	0	0	100	11/25/2031	1.A
31392A-NC-8	FANNIE MAE SERIES 2001-50 CLASS SQ 7.443% 11/25/31		03/25/2022	Paydown		0	0	678	678	0	(678)	0	(678)	0	0	0	0	0	63	11/25/2031	1.A
31392A-VG-0	FANNIE MAE SERIES 2001-63 CLASS SA 7.482% 12/18/31		03/18/2022	Paydown		0	0	1,335	1,335	0	(1,335)	0	(1,335)	0	0	0	0	0	112	12/18/2031	1.A
31392B-5U-6	FANNIE MAE SERIES 2002-10 CLASS SA 7.293% 02/25/32		03/25/2022	Paydown		0	0	604	604	0	(604)	0	(604)	0	0	0	0	0	156	02/25/2032	1.A
31392B-5X-0	FANNIE MAE SERIES 2002-10 CLASS SE 7.343% 01/25/32		03/25/2022	Paydown		0	0	1,027	1,027	0	(1,027)	0	(1,027)	0	0	0	0	0	94	01/25/2032	1.A
31392B-6J-0	FANNIE MAE SERIES 2002-10 CLASS QI 0.550% 10/25/31		03/25/2022	Paydown		0	0	1,360	1,360	0	(1,360)	0	(1,360)	0	0	0	0	0	93	10/25/2031	1.A
31392B-6K-7	FANNIE MAE SERIES 2002-10 CLASS QJ 0.500% 10/25/31		03/25/2022	Paydown		0	0	1,216	1,216	0	(1,216)	0	(1,216)	0	0	0	0	0	84	10/25/2031	1.A
31392B-6S-0	FANNIE MAE SERIES 2002-10 CLASS QT 17.677% 10/25/31		03/25/2022	Paydown		29,465	29,465	29,044	29,044	0	421	0	421	0	29,465	0	0	0	970	10/25/2031	1.A
31392B-JJ-6	FANNIE MAE SERIES 2001-72 CLASS SII 18.739% 12/25/31		03/25/2022	Paydown		10,733	10,733	13,120	13,120	0	(2,387)	0	(2,387)	0	10,733	0	0	0	438	12/25/2031	1.A
31392B-K2-1	FANNIE MAE SERIES 2002-9 CLASS SI 0.350% 03/25/32		03/25/2022	Paydown		0	0	99	99	0	(99)	0	(99)	0	0	0	0	0	6	03/25/2032	1.A
31392B-ND-4	FANNIE MAE SERIES 2001-81 CLASS SX 8.282% 01/18/32		03/18/2022	Paydown		0	0	191	191	0	(191)	0	(191)	0	0	0	0	0	42	01/18/2032	1.A
31392B-SY-3	FANNIE MAE SERIES 2002-5 CLASS S 7.643% 02/25/32		03/25/2022	Paydown		0	0	1,915	1,915	0	(1,915)	0	(1,915)	0	0	0	0	0	420	02/25/2032	1.A
31392B-TQ-9	FANNIE MAE SERIES 2002-5 CLASS SA 7.643% 11/25/27		03/25/2022	Paydown		0	0	1,768	1,768	0	(1,768)	0	(1,768)	0	0	0	0	0	244	11/25/2027	1.A
31392B-WA-0	FANNIE MAE SERIES 2002-1 CLASS SC 7.343% 01/25/32		03/25/2022	Paydown		0	0	1,017	1,017	0	(1,017)	0	(1,017)	0	0	0	0	0	93	01/25/2032	1.A
31392C-6U-3	FANNIE MAE SERIES 2002-22 CLASS SX 7.543% 04/25/32		03/25/2022	Paydown		0	0	441	441	0	(441)	0	(441)	0	0	0	0	0	142	04/25/2032	1.A
31392C-N2-6	FANNIE MAE SERIES 2002-34 CLASS SA 7.532% 05/18/32		03/18/2022	Paydown		0	0	1,797	1,797	0	(1,797)	0	(1,797)	0	0	0	0	0	179	05/18/2032	1.A
31392C-Q4-9	FANNIE MAE SERIES 2002-34 CLASS SE 7.632% 05/18/32		03/18/2022	Paydown		0	0	6,889	6,889	0	(6,889)	0	(6,889)	0	0	0	0	0	1,067	05/18/2032	1.A
31392C-UN-2	FANNIE MAE SERIES 2002-16 CLASS SN 0.500% 01/25/32		03/25/2022	Paydown		0	0	157	157	0	(157)	0	(157)	0	0	0	0	0	12	01/25/2032	1.A
31392D-AQ-5	FANNIE MAE SERIES 2002-28 CLASS SB 8.343% 05/25/32		03/25/2022	Paydown		0	0	543	543	0	(543)	0	(543)	0	0	0	0	0	108	05/25/2032	1.A
31392D-QF-2	FANNIE MAE SERIES 2002-39 CLASS ST 7.682% 06/18/32		03/18/2022	Paydown		0	0	404	404	0	(404)	0	(404)	0	0	0	0	0	82	06/18/2032	1.A

E05.28

STATEMENT AS OF MARCH 31, 2022 OF THE VOYA RETIREMENT INSURANCE AND ANNUITY COMPANY

SCHEDULE D - PART 4

Show All Long-Term Bonds and Stock Sold, Redeemed or Otherwise Disposed of During the Current Quarter

1	2	3	4	5	6	7	8	9	10	Change In Book/Adjusted Carrying Value					16	17	18	19	20	21	22
										11	12	13	14	15							
CUSIP Identification	Description	For- eign	Disposal Date	Name of Purchaser	Number of Shares of Stock	Consid- eration	Par Value	Actual Cost	Prior Year Book/ Adjusted Carrying Value	Unrealized Valuation Increase/ (Decrease)	Current Year's (Amor- tization)/ Accretion	Current Year's Other Than Temporary Impairment Recogn- ized	Total Change in Book/ Adjusted Carrying Value (11 + 12 - 13)	Total Foreign Exchange Change in Book /Adjusted Carrying Value	Book/ Adjusted Carrying Value at Disposal Date	Foreign Exchange Gain (Loss) on Disposal	Realized Gain (Loss) on Disposal	Total Gain (Loss) on Disposal	Bond Interest/ Stock Dividends Received During Year	Stated Con- tractual Maturity Date	NAIC Desig- nation, NAIC Desig- nation Modifier and SVO Admini- strative Symbol
..31392D-SC-7	FANNIE MAE SERIES 2002-44 CLASS SJ 7.543% 04/25/32		03/25/2022	Paydown		0	0	2,955	2,955	0	(2,955)	0	(2,955)	0	0	0	0	0	235	04/25/2032	1.A
..31392D-VZ-2	FANNIE MAE SERIES 2002-47 CLASS NS 7.543% 04/25/32		03/25/2022	Paydown		0	0	3,724	3,724	0	(3,724)	0	(3,724)	0	0	0	0	0	297	04/25/2032	1.A
..31392D-WZ-1	FANNIE MAE SERIES 2002-51 CLASS SM 7.543% 08/25/32		03/25/2022	Paydown		0	0	3,024	3,024	0	(3,024)	0	(3,024)	0	0	0	0	0	242	08/25/2032	1.A
..31392E-6F-2	FANNIE MAE SERIES 2002-67 CLASS PE 5.500% 11/25/32		03/01/2022	Paydown		12,589	12,589	13,690	13,690	0	(1,101)	0	(1,101)	0	12,589	0	0	0	99	11/25/2032	1.A
..31392E-GM-6	FANNIE MAE SERIES 2002-52 CLASS S 7.643% 09/25/32		03/25/2022	Paydown		0	0	2,388	2,388	0	(2,388)	0	(2,388)	0	0	0	0	0	1,330	09/25/2032	1.A
..31392E-HK-9	FANNIE MAE SERIES 2002-53 CLASS SG 7.443% 07/25/32		03/25/2022	Paydown		0	0	260	260	0	(260)	0	(260)	0	0	0	0	0	85	07/25/2032	1.A
..31392E-P9-5	FANNIE MAE SERIES 2002-64 CLASS SH 7.093% 10/25/32		03/25/2022	Paydown		0	0	1,839	1,839	0	(1,839)	0	(1,839)	0	0	0	0	0	211	10/25/2032	1.A
..31392E-W5-5	FANNIE MAE SERIES 2002-60 CLASS MS 1.000% 08/25/32		03/25/2022	Paydown		0	0	581	581	0	(581)	0	(581)	0	0	0	0	0	31	08/25/2032	1.A
..31392F-6E-2	FANNIE MAE SERIES 2002-77 CLASS S 13.646% 12/25/32		03/25/2022	Paydown		13,051	13,051	9,008	9,008	0	4,043	0	4,043	0	13,051	0	0	0	321	12/25/2032	1.A
..31392F-Z7-5	FANNIE MAE SERIES 2002-82 CLASS SH 13.655% 12/25/32		03/25/2022	Paydown		555	555	446	446	0	109	0	109	0	555	0	0	0	13	12/25/2032	1.A
..31392H-T9-4	FANNIE MAE SERIES 2003-8 CLASS SJ 7.193% 02/25/33		03/25/2022	Paydown		0	0	1,143	1,143	0	(1,143)	0	(1,143)	0	0	0	0	0	167	02/25/2033	1.A
..31392J-AT-6	FANNIEMAE GRANTOR TRUST SERIES 2003-T2 CLASS A1 0.500% 03/25/33		03/25/2022	Paydown		9,454	9,454	9,548	9,548	0	(94)	0	(94)	0	9,454	0	0	0	6	03/25/2033	1.A
..31392M-AE-2	FREDDIE MAC SERIES 2448 CLASS ZH 6.500% 05/15/32		03/01/2022	Paydown		59,623	59,623	68,656	68,656	0	(9,033)	0	(9,033)	0	59,623	0	0	0	673	05/15/2032	1.A
..31392P-HX-6	FREDDIE MAC SERIES 2459 CLASS SP 7.603% 06/15/32		03/15/2022	Paydown		0	0	1,092	1,092	0	(1,092)	0	(1,092)	0	0	0	0	0	81	06/15/2032	1.A
..31392R-DC-2	FREDDIE MAC SERIES 2469 CLASS SH 7.103% 07/15/32		03/15/2022	Paydown		0	0	1,990	1,990	0	(1,990)	0	(1,990)	0	0	0	0	0	308	07/15/2032	1.A
..31392U-L3-6	FREDDIE MAC SERIES 2504 CLASS SM 7.109% 09/17/32		03/17/2022	Paydown		0	0	1,159	1,159	0	(1,159)	0	(1,159)	0	0	0	0	0	158	09/17/2032	1.A
..31392Y-V9-6	FREDDIE MAC SERIES 2520 CLASS BE 6.000% 11/15/32		03/01/2022	Paydown		8,463	8,463	9,097	9,097	0	(634)	0	(634)	0	8,463	0	0	0	84	11/15/2032	1.A
..31393A-LW-5	FANNIE MAE SERIES 2003-31 CLASS SM 7.543% 04/25/33		03/25/2022	Paydown		0	0	2,527	2,527	0	(2,527)	0	(2,527)	0	0	0	0	0	263	04/25/2033	1.A
..31393A-SA-0	FANNIEMAE WHOLE LOAN SERIES 2003-W5 CLASS A 0.677% 04/25/33		03/25/2022	Paydown		8,787	8,787	8,785	8,786	0	0	0	0	0	8,787	0	0	0	6	04/25/2033	1.A
..31393B-6U-4	FANNIEMAE WHOLE LOAN SERIES 2003-W9 CLASS A 0.427% 06/25/33		03/25/2022	Paydown		4,031	4,031	4,031	4,031	0	0	0	0	0	4,031	0	0	0	3	06/25/2033	1.A
..31393C-7G-2	FANNIEMAE WHOLE LOAN SERIES 2003-W13 CLASS AV2 0.737% 10/25/33		03/25/2022	Paydown		20	20	20	20	0	0	0	0	0	20	0	0	0	0	10/25/2033	1.A
..31393C-PX-5	FANNIE MAE SERIES 2003-55 CLASS UE 5.500% 06/25/33		03/01/2022	Paydown		89,181	89,181	96,570	96,570	0	(7,390)	0	(7,390)	0	89,181	0	0	0	988	06/25/2033	1.A
..31393C-TF-0	FANNIE MAE SERIES 2003.45 CLASS SJ 19.321% 06/25/33		03/01/2022	Paydown		685	685	931	931	0	(246)	0	(246)	0	685	0	0	0	23	06/25/2033	1.A
..31393C-ZC-0	FANNIE MAE SERIES 2003-46 CLASS T 6.000% 06/25/33		03/01/2022	Paydown		29,261	29,261	34,895	34,895	0	(5,635)	0	(5,635)	0	29,261	0	0	0	293	06/25/2033	1.A
..31393E-4H-9	FANNIE MAE SERIES 2003-87 CLASS KS 5.288% 07/25/33		03/25/2022	Paydown		571	571	573	573	0	(3)	0	(3)	0	571	0	0	0	8	07/25/2033	1.A
..31393E-5B-1	FANNIE MAE SERIES 2003-87 CLASS PO 0.000% 07/25/33		03/01/2022	Paydown		4,004	4,004	3,573	3,573	0	431	0	431	0	4,004	0	0	0	0	07/25/2033	1.A
..31393F-AC-0	FREDDIE MAC SERIES 2530 CLASS QT 1.020% 01/15/32		03/15/2022	Paydown		0	0	696	696	0	(696)	0	(696)	0	0	0	0	0	45	01/15/2032	1.A

STATEMENT AS OF MARCH 31, 2022 OF THE VOYA RETIREMENT INSURANCE AND ANNUITY COMPANY

SCHEDULE D - PART 4

Show All Long-Term Bonds and Stock Sold, Redeemed or Otherwise Disposed of During the Current Quarter

1	2	3	4	5	6	7	8	9	10	Change In Book/Adjusted Carrying Value					16	17	18	19	20	21	22
										11	12	13	14	15							
CUSIP Identification	Description	For-foreign	Disposal Date	Name of Purchaser	Number of Shares of Stock	Consideration	Par Value	Actual Cost	Prior Year Book/Adjusted Carrying Value	Unrealized Valuation Increase/(Decrease)	Current Year's (Amortization)/Accretion	Current Year's Other Than Temporary Impairment Recognized	Total Change in Book/Adjusted Carrying Value (11 + 12 - 13)	Total Foreign Exchange Change in Book /Adjusted Carrying Value	Book/Adjusted Carrying Value at Disposal Date	Foreign Exchange Gain (Loss) on Disposal	Realized Gain (Loss) on Disposal	Total Gain (Loss) on Disposal	Bond Interest/Stock Dividends Received During Year	Stated Contractual Maturity Date	NAIC Designation, NAIC Designation Modifier and SVO Administrative Symbol
31393F-VT-0	FREDDIE MAC SERIES 2534 CLASS SI 20.029%		03/15/2022	Paydown		1,065	1,065	1,433	1,433	0	(368)	0	(368)	0	1,065	0	0	0	37	02/15/2032	1.A
31393J-BT-4	FREDDIE MAC SERIES 2551 CLASS SD 7.703%		03/15/2022	Paydown		0	0	8,489	8,489	0	(8,489)	0	(8,489)	0	0	0	0	0	544	01/15/2033	1.A
31393N-QN-2	FREDDIE MAC SERIES 2599 CLASS EA 0.000%		03/01/2022	Paydown		13,416	13,416	12,353	12,353	0	1,064	0	1,064	0	13,416	0	0	0	0	04/15/2033	1.A
31393Q-P3-0	FREDDIE MAC SERIES 2614 CLASS SY 11.775%		03/01/2022	Paydown		658	658	792	792	0	(134)	0	(134)	0	658	0	0	0	10	05/15/2033	1.A
31393U-3C-5	FANNIE MAE SERIES 2004-2 CLASS SW 6.643%		03/25/2022	Paydown		0	0	13,070	13,070	0	(13,070)	0	(13,070)	0	0	0	0	0	1,577	02/25/2034	1.A
31393U-6D-0	FANNIE MAE SERIES 2004-14 CLASS S 6.643%		03/25/2022	Paydown		0	0	208	208	0	(208)	0	(208)	0	0	0	0	0	202	03/25/2034	1.A
31393U-CE-1	FANNIE MAE SERIES 2003-126 CLASS IC 0.050%		03/25/2022	Paydown		0	0	243	243	0	(243)	0	(243)	0	0	0	0	0	11	12/25/2033	1.A
31393U-EF-6	FANNIE MAE SERIES 2003-119 CLASS MQ 19.930%		03/25/2022	Paydown		15,021	15,021	12,531	12,531	0	2,490	0	2,490	0	15,021	0	0	0	577	11/25/2033	1.A
31393U-ZG-1	FANNIE MAE SERIES 2003-131 CLASS SK 15.287%		03/25/2022	Paydown		18,912	18,912	18,119	18,119	0	793	0	793	0	18,912	0	0	0	520	01/25/2034	1.A
31393X-YR-2	FANNIE MAE SERIES 2004-17 CLASS BS 6.693%		03/25/2022	Paydown		0	0	29,728	29,728	0	(29,728)	0	(29,728)	0	0	0	0	0	3,252	01/25/2034	1.A
31393Y-D6-9	FANNIE MAE SERIES 2004-47 CLASS UI 5.500%		03/01/2022	Paydown		0	0	9,992	9,992	0	(9,992)	0	(9,992)	0	0	0	0	0	732	06/25/2034	1.A
31393Y-O9-9	FANNIE MAE SERIES 2004-46 CLASS EP 0.000%		03/25/2022	Paydown		5,454	5,454	5,200	5,200	0	254	0	254	0	5,454	0	0	0	0	03/25/2034	1.A
31393Y-TH-8	FANNIE MAE SERIES 2004-43 CLASS S 11.818%		03/25/2022	Paydown		5,458	5,458	3,142	3,142	0	2,316	0	2,316	0	5,458	0	0	0	111	06/25/2034	1.A
31394A-2W-5	FANNIE MAE SERIES 2004-73 CLASS TI 5.000%		03/01/2022	Paydown		0	0	5,675	5,675	0	(5,675)	0	(5,675)	0	0	0	0	0	251	10/25/2034	1.A
31394A-4U-7	FANNIE MAE SERIES 2004-70 CLASS XJ 5.000%		03/01/2022	Paydown		0	0	3,874	3,874	0	(3,874)	0	(3,874)	0	0	0	0	0	177	10/25/2034	1.A
31394A-E4-4	FANNIE MAE SERIES 2004-69 CLASS IP 5.000%		03/01/2022	Paydown		0	0	11,038	11,038	0	(11,038)	0	(11,038)	0	0	0	0	0	606	12/25/2033	1.A
31394A-J7-2	FANNIE MAE SERIES 2004-66 CLASS XA 5.000%		03/01/2022	Paydown		0	0	5,158	5,158	0	(5,158)	0	(5,158)	0	0	0	0	0	239	09/25/2034	1.A
31394A-NV-2	FANNIE MAE SERIES 2004-63 CLASS PI 5.000%		03/01/2022	Paydown		0	0	3,329	3,329	0	(3,329)	0	(3,329)	0	0	0	0	0	269	08/25/2034	1.A
31394A-NQ-5	FANNIE MAE SERIES 2004-63 CLASS TI 5.000%		03/01/2022	Paydown		0	0	5,183	5,183	0	(5,183)	0	(5,183)	0	0	0	0	0	245	08/25/2034	1.A
31394A-NR-3	FANNIE MAE SERIES 2004-63 CLASS BI 5.000%		03/01/2022	Paydown		0	0	17,314	17,314	0	(17,314)	0	(17,314)	0	0	0	0	0	919	08/25/2034	1.A
31394A-OS-8	FANNIE MAE SERIES 2004-62 CLASS TP 5.500%		03/01/2022	Paydown		0	0	7,493	7,493	0	(7,493)	0	(7,493)	0	0	0	0	0	415	07/25/2033	1.A
31394A-TB-2	FANNIE MAE SERIES 2004-61 CLASS SW 7.843%		03/25/2022	Paydown		0	0	9,315	9,315	0	(9,315)	0	(9,315)	0	0	0	0	0	1,232	08/25/2034	1.A
31394A-TD-8	FANNIE MAE SERIES 2004-61 CLASS GS 8.343%		03/25/2022	Paydown		0	0	4,487	4,487	0	(4,487)	0	(4,487)	0	0	0	0	0	825	08/25/2034	1.A
31394A-WM-4	FANNIE MAE SERIES 2004-60 CLASS SW 6.593%		03/25/2022	Paydown		0	0	13,648	13,648	0	(13,648)	0	(13,648)	0	0	0	0	0	1,914	04/25/2034	1.A
31394A-ZQ-2	FANNIE MAE SERIES 2004-71 CLASS TI 5.000%		03/01/2022	Paydown		0	0	4,952	4,952	0	(4,952)	0	(4,952)	0	0	0	0	0	275	04/25/2034	1.A
31394A-ZS-8	FANNIE MAE SERIES 2004-71 CLASS UI 5.000%		03/01/2022	Paydown		0	0	6,848	6,848	0	(6,848)	0	(6,848)	0	0	0	0	0	346	02/25/2034	1.A
31394B-H4-9	FANNIE MAE SERIES 2004-100 CLASS SB 6.843%		03/25/2022	Paydown		0	0	10,298	10,298	0	(10,298)	0	(10,298)	0	0	0	0	0	795	01/25/2035	1.A

E05.30

STATEMENT AS OF MARCH 31, 2022 OF THE VOYA RETIREMENT INSURANCE AND ANNUITY COMPANY

SCHEDULE D - PART 4

Show All Long-Term Bonds and Stock Sold, Redeemed or Otherwise Disposed of During the Current Quarter

1	2	3	4	5	6	7	8	9	10	Change In Book/Adjusted Carrying Value					16	17	18	19	20	21	22
										11	12	13	14	15							
CUSIP Identification	Description	For- eign	Disposal Date	Name of Purchaser	Number of Shares of Stock	Consid- eration	Par Value	Actual Cost	Prior Year Book/ Adjusted Carrying Value	Unrealized Valuation Increase/ (Decrease)	Current Year's (Amor- tization)/ Accretion	Current Year's Other Than Temporary Impairment Recogn- ized	Total Change in Book/ Adjusted Carrying Value (11 + 12 - 13)	Total Foreign Exchange Change in Book /Adjusted Carrying Value	Book/ Adjusted Carrying Value at Disposal Date	Foreign Exchange Gain (Loss) on Disposal	Realized Gain (Loss) on Disposal	Total Gain (Loss) on Disposal	Bond Interest/ Stock Dividends Received During Year	Stated Con- tractual Maturity Date	NAIC Desig- nation, NAIC Desig- nation Modifier and SVO Admini- strative Symbol
..31394C-JG-8	FANNIE MAE SERIES 2005-19 CLASS SA 6.293% 03/25/35		03/25/2022	Paydown		0	0	6,681	6,681	0	(6,681)	0	(6,681)	0	0	0	0	0	950	03/25/2035	1.A
..31394C-RE-4	FANNIE MAE SERIES 2005-17 CLASS SE 6.243% 03/25/35		03/25/2022	Paydown		0	0	8,160	8,160	0	(8,160)	0	(8,160)	0	0	0	0	0	1,100	03/25/2035	1.A
..31394D-6V-7	FANNIE MAE SERIES 2005-56 CLASS SP 6.000% 08/25/33		03/25/2022	Paydown		352	352	364	364	0	(11)	0	(11)	0	352	0	0	0	3	08/25/2033	1.A
..31394D-Q6-0	FANNIE MAE SERIES 2005-45 CLASS DC 22.634% 06/25/35		03/25/2022	Paydown		36,731	36,731	45,238	45,238	0	(8,507)	0	(8,507)	0	36,731	0	0	0	1,484	06/25/2035	1.A
..31394E-KG-2	FANNIE MAE SERIES 2005-66 CLASS SQ 15.729% 07/25/35		03/25/2022	Paydown		5,314	5,314	4,104	4,104	0	1,210	0	1,210	0	5,314	0	0	0	146	07/25/2035	1.A
..31394E-KU-1	FANNIE MAE SERIES 2005-66 CLASS SX 6.293% 07/25/35		03/25/2022	Paydown		0	0	6,593	6,593	0	(6,593)	0	(6,593)	0	0	0	0	0	707	07/25/2035	1.A
..31394E-TE-8	FANNIE MAE SERIES 2005-59 CLASS PS 15.729% 05/25/35		03/25/2022	Paydown		9,796	9,796	8,283	8,283	0	1,513	0	1,513	0	9,796	0	0	0	268	05/25/2035	1.A
..31394E-WY-0	FANNIE MAE SERIES 2005-72 CLASS AS 6.243% 08/25/35		03/25/2022	Paydown		0	0	13,577	13,577	0	(13,577)	0	(13,577)	0	0	0	0	0	3,041	08/25/2035	1.A
..31394F-4P-7	FANNIE MAE SERIES 2005-93 CLASS AS 15.729% 08/25/34		03/25/2022	Paydown		41,392	41,392	42,419	42,419	0	(1,027)	0	(1,027)	0	41,392	0	0	0	1,068	08/25/2034	1.A
..31394F-BL-8	FANNIE MAE SERIES 2005-75 CLASS SU 30.619% 09/25/35		03/25/2022	Paydown		20,324	20,324	11,001	11,001	0	9,323	0	9,323	0	20,324	0	0	0	1,040	09/25/2035	1.A
..31394F-DH-5	FANNIE MAE SERIES 2005-74 CLASS SK 18.874% 05/25/35		03/25/2022	Paydown		8,975	8,975	10,046	10,046	0	(1,071)	0	(1,071)	0	8,975	0	0	0	295	05/25/2035	1.A
..31394F-DT-9	FANNIE MAE SERIES 2005-74 CLASS DM 22.709% 07/25/35		03/25/2022	Paydown		74,558	74,558	86,807	86,807	0	(12,249)	0	(12,249)	0	74,558	0	0	0	2,961	07/25/2035	1.A
..31394F-L6-0	FANNIE MAE SERIES 2005-84 CLASS SN 6.243% 10/25/35		03/25/2022	Paydown		0	0	23,382	23,382	0	(23,382)	0	(23,382)	0	0	0	0	0	1,767	10/25/2035	1.A
..31394M-WC-0	FREDDIE MAC SERIES 2725 CLASS SC 8.729% 11/15/33		03/01/2022	Paydown		24,139	24,139	19,811	19,811	0	4,329	0	4,329	0	24,139	0	0	0	413	11/15/2033	1.A
..31394P-JE-4	FREDDIE MAC SERIES 2736 CLASS SB 13.783% 12/15/33		03/01/2022	Paydown		49,459	49,459	33,154	33,154	0	16,305	0	16,305	0	49,459	0	0	0	1,197	12/15/2033	1.A
..31394R-FB-0	FREDDIE MAC SERIES 2750 CLASS SG 6.703% 02/15/34		03/15/2022	Paydown		0	0	1,182	1,182	0	(1,182)	0	(1,182)	0	0	0	0	0	559	02/15/2034	1.A
..31394R-FJ-3	FREDDIE MAC SERIES 2750 CLASS SQ 7.303% 08/15/22		03/15/2022	Paydown		0	0	345	345	0	(345)	0	(345)	0	0	0	0	0	442	08/15/2022	1.A
..31394R-YC-7	FREDDIE MAC SERIES 2761 CLASS ST 6.753% 12/15/33		03/15/2022	Paydown		0	0	0	0	0	0	0	0	0	0	0	0	0	1,209	12/15/2033	1.A
..31394U-EP-3	FANNIE MAE SERIES 2005-95 CLASS PS 14.808% 10/25/35		03/25/2022	Paydown		6,823	6,823	6,303	6,303	0	520	0	520	0	6,823	0	0	0	176	10/25/2035	1.A
..31394U-HT-2	FANNIE MAE SERIES 2005-102 CLASS DS 18.544% 11/25/35		03/25/2022	Paydown		29,669	29,669	26,062	26,062	0	3,606	0	3,606	0	29,669	0	0	0	970	11/25/2035	1.A
..31394U-HY-1	FANNIE MAE SERIES 2005-102 CLASS SE 22.464% 11/25/35		03/25/2022	Paydown		23,019	23,019	30,191	30,191	0	(7,172)	0	(7,172)	0	23,019	0	0	0	837	11/25/2035	1.A
..31394U-L2-6	FANNIE MAE SERIES 2005-106 CLASS PK 18.404% 12/25/35		03/25/2022	Paydown		5,649	5,649	0	0	0	5,649	0	5,649	0	5,649	0	0	0	179	12/25/2035	1.A
..31394U-V6-6	FANNIE MAE SERIES 2005-110 CLASS PS 22.893% 09/25/35		03/25/2022	Paydown		62,504	62,504	43,702	43,702	0	18,802	0	18,802	0	62,504	0	0	0	1,870	09/25/2035	1.A
..31394V-CT-5	FANNIE MAE SERIES 2005-117 CLASS KS 6.693% 01/25/36		03/25/2022	Paydown		0	0	12,690	12,690	0	(12,690)	0	(12,690)	0	0	0	0	0	818	01/25/2036	1.A
..31394V-EV-8	FANNIE MAE SERIES 2005-122 CLASS SI 6.143% 11/25/35		03/25/2022	Paydown		0	0	2,491	2,491	0	(2,491)	0	(2,491)	0	0	0	0	0	415	11/25/2035	1.A
..31394V-FN-5	FANNIE MAE SERIES 2005-113 CLASS DI 6.773% 01/25/36		03/25/2022	Paydown		0	0	10,325	10,325	0	(10,325)	0	(10,325)	0	0	0	0	0	1,695	01/25/2036	1.A
..31394V-JJ-0	FANNIE MAE SERIES 2005-114 CLASS SP 18.324% 01/25/36		03/25/2022	Paydown		19,727	19,727	19,048	19,048	0	679	0	679	0	19,727	0	0	0	524	01/25/2036	1.A

STATEMENT AS OF MARCH 31, 2022 OF THE VOYA RETIREMENT INSURANCE AND ANNUITY COMPANY

SCHEDULE D - PART 4

Show All Long-Term Bonds and Stock Sold, Redeemed or Otherwise Disposed of During the Current Quarter

1	2	3	4	5	6	7	8	9	10	Change In Book/Adjusted Carrying Value					16	17	18	19	20	21	22
										11	12	13	14	15							
CUSIP Identification	Description	For-foreign	Disposal Date	Name of Purchaser	Number of Shares of Stock	Consideration	Par Value	Actual Cost	Prior Year Book/Adjusted Carrying Value	Unrealized Valuation Increase/(Decrease)	Current Year's (Amortization)/Accretion	Current Year's Other Than Temporary Impairment Recognized	Total Change in Book/Adjusted Carrying Value (11 + 12 - 13)	Total Foreign Exchange Change in Book /Adjusted Carrying Value	Book/Adjusted Carrying Value at Disposal Date	Foreign Exchange Gain (Loss) on Disposal	Realized Gain (Loss) on Disposal	Total Gain (Loss) on Disposal	Bond Interest/Stock Dividends Received During Year	Stated Contractual Maturity Date	NAIC Designation, NAIC Designation Modifier and SVO Administrative Symbol
31394V-Z6-0	FANNIE MAE SERIES 2006-8 CLASS NS 6.173% 03/25/36		03/25/2022	Paydown		0	0	3,925	3,925	0	(3,925)	0	(3,925)	0	0	0	0	0	2,703	03/25/2036	1.A
31394Y-VD-3	FREDDIE MAC SERIES 2795 CLASS TS 1.950% 03/15/24		03/15/2022	Paydown		0	0	1,170	1,170	0	(1,170)	0	(1,170)	0	0	0	0	0	301	03/15/2024	1.A
31395A-JY-2	FANNIE MAE SERIES 2810 CLASS ME 5.500% 06/15/34		03/01/2022	Paydown		40,201	40,201	43,198	43,198	0	(2,997)	0	(2,997)	0	40,201	0	0	0	339	06/15/2034	1.A
31395B-5X-7	FANNIE MAE SERIES 2006-32 CLASS SI 6.243% 05/25/36		03/25/2022	Paydown		0	0	62,439	62,439	0	(62,439)	0	(62,439)	0	0	0	0	0	2,599	05/25/2036	1.A
31395B-LW-1	FANNIE MAE SERIES 2006-10 CLASS HO 0.000% 03/25/36		03/25/2022	Paydown		216,135	216,135	190,254	190,254	0	25,881	0	25,881	0	216,135	0	0	0	0	03/25/2036	1.A
31395B-TT-0	FANNIE MAE SERIES 2006-15 CLASS SP 6.243% 03/25/36		03/25/2022	Paydown		0	0	38,620	38,620	0	(38,620)	0	(38,620)	0	0	0	0	0	3,103	03/25/2036	1.A
31395B-TU-7	FANNIE MAE SERIES 2006-15 CLASS OP 0.000% 03/25/36		03/01/2022	Paydown		6,433	6,433	5,651	5,651	0	783	0	783	0	6,433	0	0	0	0	03/25/2036	1.A
31395B-VW-0	FANNIE MAE SERIES 2006-15 CLASS SB 18.544% 03/25/36		03/25/2022	Paydown		1,597	1,597	0	0	0	1,597	0	1,597	0	1,597	0	0	0	52	03/25/2036	1.A
31395B-ZL-0	FANNIE MAE SERIES 2006-27 CLASS OH 0.000% 04/25/36		03/25/2022	Paydown		2,557	2,557	2,400	2,400	0	157	0	157	0	2,557	0	0	0	0	04/25/2036	1.A
31395C-FD-8	FREDDIE MAC SERIES 2820 CLASS PI 5.000% 06/15/33		03/01/2022	Paydown		0	0	6,449	6,449	0	(6,449)	0	(6,449)	0	0	0	0	0	378	06/15/2033	1.A
31395D-BC-2	FANNIE MAE SERIES 2006-40 CLASS SI 6.243% 05/25/36		03/25/2022	Paydown		0	0	3,442	3,442	0	(3,442)	0	(3,442)	0	0	0	0	0	2,058	05/25/2036	1.A
31395D-P4-5	FANNIE MAE SERIES 2006-43 CLASS SI 6.143% 06/25/36		03/25/2022	Paydown		0	0	18,849	18,849	0	(18,849)	0	(18,849)	0	0	0	0	0	2,202	06/25/2036	1.A
31395D-PQ-6	FANNIE MAE SERIES 2006-36 CLASS SA 31.168% 05/25/36		03/25/2022	Paydown		2,518	2,518	0	0	0	2,518	0	2,518	0	2,518	0	0	0	111	05/25/2036	1.A
31395D-QP-7	FANNIE MAE SERIES 2006-36 CLASS MS 6.243% 05/25/36		03/25/2022	Paydown		0	0	1,268	1,268	0	(1,268)	0	(1,268)	0	0	0	0	0	279	05/25/2036	1.A
31395D-S4-2	FANNIE MAE SERIES 2006-512 CLASS SP 6.193% 03/25/36		03/25/2022	Paydown		0	0	16,432	16,432	0	(16,432)	0	(16,432)	0	0	0	0	0	1,649	03/25/2036	1.A
31395G-2E-1	FREDDIE MAC SERIES 2864 CLASS NC 5.500% 09/15/34		03/01/2022	Paydown		32,359	32,359	35,627	35,627	0	(3,267)	0	(3,267)	0	32,359	0	0	0	295	09/15/2034	1.A
31395K-V9-1	FREDDIE MAC SERIES 2906 CLASS SN 18.572% 12/15/34		03/15/2022	Paydown		83,769	83,769	51,564	51,564	0	32,205	0	32,205	0	83,769	0	0	0	3,194	12/15/2034	1.A
31395L-VZ-1	FREDDIE MAC SERIES 2916 CLASS S 6.853% 01/15/35		03/15/2022	Paydown		0	0	9,711	9,711	0	(9,711)	0	(9,711)	0	0	0	0	0	794	01/15/2035	1.A
31395M-ST-7	FREDDIE MAC SERIES 2933 CLASS OM 0.000% 02/15/35		03/01/2022	Paydown		5,952	5,952	4,879	4,879	0	1,073	0	1,073	0	5,952	0	0	0	0	02/15/2035	1.A
31395N-BF-3	FANNIE MAE SERIES 2006-44 CLASS IS 6.143% 06/25/36		03/25/2022	Paydown		0	0	1,841	1,841	0	(1,841)	0	(1,841)	0	0	0	0	0	906	06/25/2036	1.A
31395N-MK-0	FANNIE MAE SERIES 2006-48 CLASS DQ 6.193% 06/25/36		03/25/2022	Paydown		0	0	10,763	10,763	0	(10,763)	0	(10,763)	0	0	0	0	0	1,558	06/25/2036	1.A
31395N-ML-8	FANNIE MAE SERIES 2006-48 CLASS DP 0.000% 06/25/36		03/25/2022	Paydown		25,721	25,721	21,754	21,754	0	3,967	0	3,967	0	25,721	0	0	0	0	06/25/2036	1.A
31395N-SH-1	FANNIE MAE SERIES 2006-60 CLASS AI 6.743% 07/25/36		03/25/2022	Paydown		0	0	8,914	8,914	0	(8,914)	0	(8,914)	0	0	0	0	0	1,349	07/25/2036	1.A
31395N-TJ-6	FANNIE MAE SERIES 2006-60 CLASS EI 6.753% 02/25/36		03/25/2022	Paydown		0	0	1,455	1,455	0	(1,455)	0	(1,455)	0	0	0	0	0	1,212	02/25/2036	1.A
31395N-UH-8	FANNIE MAE SERIES 2006-60 CLASS SI 6.693% 07/25/36		03/25/2022	Paydown		0	0	88,063	88,063	0	(88,063)	0	(88,063)	0	0	0	0	0	6,120	07/25/2036	1.A
31395N-UK-1	FANNIE MAE SERIES 2006-60 CLASS UO 0.000% 07/25/36		03/01/2022	Paydown		4,176	4,176	3,692	3,692	0	484	0	484	0	4,176	0	0	0	0	07/25/2036	1.A
31395N-UQ-8	FANNIE MAE SERIES 2006-60 CLASS LI 6.593% 07/25/36		03/25/2022	Paydown		0	0	2,497	2,497	0	(2,497)	0	(2,497)	0	0	0	0	0	2,394	07/25/2036	1.A

E05.32

STATEMENT AS OF MARCH 31, 2022 OF THE VOYA RETIREMENT INSURANCE AND ANNUITY COMPANY

SCHEDULE D - PART 4

Show All Long-Term Bonds and Stock Sold, Redeemed or Otherwise Disposed of During the Current Quarter

1	2	3	4	5	6	7	8	9	10	Change In Book/Adjusted Carrying Value					16	17	18	19	20	21	22
										11	12	13	14	15							
CUSIP Identification	Description	Foreign	Disposal Date	Name of Purchaser	Number of Shares of Stock	Consideration	Par Value	Actual Cost	Prior Year Book/Adjusted Carrying Value	Unrealized Valuation Increase/(Decrease)	Current Year's (Amortization)/Accretion	Current Year's Other Than Temporary Impairment Recognized	Total Change in Book/Adjusted Carrying Value (11 + 12 - 13)	Total Foreign Exchange Change in Book /Adjusted Carrying Value	Book/Adjusted Carrying Value at Disposal Date	Foreign Exchange Gain (Loss) on Disposal	Realized Gain (Loss) on Disposal	Total Gain (Loss) on Disposal	Bond Interest/Stock Dividends Received During Year	Stated Contractual Maturity Date	NAIC Designation, NAIC Designation Modifier and SVO Administrative Symbol
31395N-WY-9	FANNIE MAE SERIES 2006-56 CLASS CS 6.753% 07/25/36		03/25/2022	Paydown		0	0	16,437	16,437	0	(16,437)	0	(16,437)	0	0	0	0	0	2,582	07/25/2036	1.A
31395N-YE-1	FANNIE MAE SERIES 2006-56 CLASS PS 6.193% 07/25/36		03/25/2022	Paydown		0	0	23,955	23,955	0	(23,955)	0	(23,955)	0	0	0	0	0	5,280	07/25/2036	1.A
31395Q-CM-0	FANNIEMAE STRIP SERIES 410 CLASS C2 4.000% 04/25/42		03/01/2022	Paydown		0	0	177,661	177,661	0	(177,661)	0	(177,661)	0	0	0	0	0	7,083	04/25/2042	1.A
31395V-2T-5	FREDDIE MAC SERIES 2990 CLASS GO 0.000% 02/15/35		03/01/2022	Paydown		18,165	18,165	16,107	16,107	0	2,058	0	2,058	0	18,165	0	0	0	0	02/15/2035	1.A
31395V-HT-9	FREDDIE MAC SERIES 2994 CLASS SG 16.384% 06/15/35		03/15/2022	Paydown		39,330	39,330	33,351	33,351	0	5,980	0	5,980	0	39,330	0	0	0	1,110	06/15/2035	1.A
31395W-4N-4	FREDDIE MAC SERIES 3003 CLASS LS 6.303% 07/15/35		03/15/2022	Paydown		0	0	7,342	7,342	0	(7,342)	0	(7,342)	0	0	0	0	0	897	07/15/2035	1.A
31395X-29-9	FREDDIE MAC SERIES 3017 CLASS CS 5.803% 08/15/25		03/15/2022	Paydown		0	0	0	0	0	0	0	0	0	0	0	0	0	64	08/15/2025	1.A
31396A-MW-1	FREDDIE MAC SERIES 3035 CLASS OG 0.000% 09/15/35		03/01/2022	Paydown		29,965	29,965	21,828	21,828	0	8,137	0	8,137	0	29,965	0	0	0	0	09/15/2035	1.A
31396C-BU-3	FREDDIE MAC SERIES 3045 CLASS DO 0.000% 10/15/35		03/01/2022	Paydown		45,143	45,143	38,162	38,162	0	6,981	0	6,981	0	45,143	0	0	0	0	10/15/2035	1.A
31396F-JA-2	FREDDIE MAC SERIES 3072 CLASS DO 0.000% 02/15/35		03/01/2022	Paydown		24,378	24,378	21,639	21,639	0	2,739	0	2,739	0	24,378	0	0	0	0	02/15/2035	1.A
31396F-LT-8	FREDDIE MAC SERIES 3072 CLASS SB 22.196% 11/15/35		03/15/2022	Paydown		56,574	56,574	94,148	94,148	0	(37,574)	0	(37,574)	0	56,574	0	0	0	1,689	11/15/2035	1.A
31396F-M9-1	FREDDIE MAC SERIES 3074 CLASS BI 6.000% 11/15/35		03/01/2022	Paydown		0	0	6,215	6,215	0	(6,215)	0	(6,215)	0	0	0	0	0	246	11/15/2035	1.A
31396F-TX-1	FREDDIE MAC SERIES 3092 CLASS MS 18.569% 12/15/35		03/15/2022	Paydown		25,260	25,260	22,491	22,491	0	2,769	0	2,769	0	25,260	0	0	0	825	12/15/2035	1.A
31396F-UA-9	FREDDIE MAC SERIES 3092 CLASS SJ 6.753% 12/15/35		03/15/2022	Paydown		0	0	12,467	12,467	0	(12,467)	0	(12,467)	0	0	0	0	0	923	12/15/2035	1.A
31396F-Z7-1	FREDDIE MAC SERIES 3077 CLASS TO 0.000% 04/15/35		03/01/2022	Paydown		9,055	9,055	8,600	8,600	0	455	0	455	0	9,055	0	0	0	0	04/15/2035	1.A
31396G-E2-3	FREDDIE MAC SERIES 3084 CLASS SN 19.831% 12/15/34		01/15/2022	Paydown		2,064	2,064	2,088	2,088	0	(24)	0	(24)	0	2,064	0	0	0	36	12/15/2034	1.A
31396G-J3-6	FREDDIE MAC SERIES 3105 CLASS SI 18.572% 01/15/36		03/15/2022	Paydown		0	0	32,788	32,788	0	(32,788)	0	(32,788)	0	0	0	0	0	1,616	01/15/2036	1.A
31396H-2D-0	FREDDIE MAC SERIES 3100 CLASS PO 0.000% 01/15/36		03/15/2022	Paydown		3,507	3,507	3,236	3,236	0	271	0	271	0	3,507	0	0	0	0	01/15/2036	1.A
31396H-GB-9	FREDDIE MAC SERIES 3114 CLASS BI 6.253% 04/15/30		03/15/2022	Paydown		0	0	8,840	8,840	0	(8,840)	0	(8,840)	0	0	0	0	0	1,141	04/15/2030	1.A
31396H-H5-1	FREDDIE MAC SERIES 3114 CLASS IP 6.203% 02/15/36		03/15/2022	Paydown		0	0	4,343	4,343	0	(4,343)	0	(4,343)	0	0	0	0	0	2,238	02/15/2036	1.A
31396H-RL-5	FREDDIE MAC SERIES 3118 CLASS SG 5.753% 02/15/36		03/15/2022	Paydown		0	0	0	0	0	0	0	0	0	0	0	0	0	910	02/15/2036	1.A
31396H-SA-8	FREDDIE MAC SERIES 3119 CLASS HI 6.303% 02/15/36		03/15/2022	Paydown		0	0	37,020	37,020	0	(37,020)	0	(37,020)	0	0	0	0	0	5,202	02/15/2036	1.A
31396J-W5-1	FREDDIE MAC SERIES 3134 CLASS SA 6.303% 03/15/36		03/15/2022	Paydown		0	0	3,610	3,610	0	(3,610)	0	(3,610)	0	0	0	0	0	1,966	03/15/2036	1.A
31396K-6U-1	FANNIE MAE SERIES 2006-100 CLASS SA 36.741% 10/25/36		03/25/2022	Paydown		6,062	6,062	6,018	6,018	0	44	0	44	0	6,062	0	0	0	227	10/25/2036	1.A
31396K-D2-5	FANNIE MAE SERIES 2006-83 CLASS SG 6.043% 09/25/36		03/25/2022	Paydown		0	0	45,107	45,107	0	(45,107)	0	(45,107)	0	0	0	0	0	2,859	09/25/2036	1.A
31396K-F7-2	FANNIE MAE SERIES 2006-88 CLASS BI 6.083% 09/25/36		03/25/2022	Paydown		0	0	0	0	0	0	0	0	0	0	0	0	0	3,522	09/25/2036	1.A
31396K-JP-8	FANNIE MAE SERIES 2006-72 CLASS GI 6.123% 08/25/36		03/25/2022	Paydown		0	0	39,694	39,694	0	(39,694)	0	(39,694)	0	0	0	0	0	3,491	08/25/2036	1.A

E05.33

STATEMENT AS OF MARCH 31, 2022 OF THE VOYA RETIREMENT INSURANCE AND ANNUITY COMPANY

SCHEDULE D - PART 4

Show All Long-Term Bonds and Stock Sold, Redeemed or Otherwise Disposed of During the Current Quarter

1	2	3	4	5	6	7	8	9	10	Change In Book/Adjusted Carrying Value					16	17	18	19	20	21	22
										11	12	13	14	15							
CUSIP Identification	Description	For-foreign	Disposal Date	Name of Purchaser	Number of Shares of Stock	Consideration	Par Value	Actual Cost	Prior Year Book/Adjusted Carrying Value	Unrealized Valuation Increase/(Decrease)	Current Year's (Amortization)/Accretion	Current Year's Other Than Temporary Impairment Recognized	Total Change in Book/Adjusted Carrying Value (11 + 12 - 13)	Total Foreign Exchange Change in Book /Adjusted Carrying Value	Book/Adjusted Carrying Value at Disposal Date	Foreign Exchange Gain (Loss) on Disposal	Realized Gain (Loss) on Disposal	Total Gain (Loss) on Disposal	Bond Interest/Stock Dividends Received During Year	Stated Contractual Maturity Date	NAIC Designation, NAIC Designation Modifier and SVO Administrative Symbol
31396K-LL-4	FANNIE MAE SERIES 2006-70 CLASS PK 30.667% 06/25/36		03/25/2022	Paydown		35,704	35,704	17,955	17,955	0	17,749	0	17,749	0	35,704	0	0	0	1,898	06/25/2036	1.A
31396K-M4-1	FANNIE MAE SERIES 2006-81 CLASS SQ 6.693% 09/25/36		03/25/2022	Paydown		0	0	31,040	31,040	0	(31,040)	0	(31,040)	0	0	0	0	0	3,438	09/25/2036	1.A
31396L-CL-2	FANNIE MAE SERIES 2006-96 CLASS BT 7.500% 10/25/36		03/25/2022	Paydown		954	954	1,063	1,063	0	(109)	0	(109)	0	954	0	0	0	18	10/25/2036	1.A
31396L-F8-8	FANNIE MAE SERIES 2006-112 CLASS S 6.143% 12/25/36		03/25/2022	Paydown		0	0	2,566	2,566	0	(2,566)	0	(2,566)	0	0	0	0	0	503	12/25/2036	1.A
31396L-GE-4	FANNIE MAE SERIES 2006-103 CLASS AO 0.000% 10/25/36		03/01/2022	Paydown		25,497	25,497	20,571	20,571	0	4,925	0	4,925	0	25,497	0	0	0	0	10/25/2036	1.A
31396L-HY-9	FANNIE MAE SERIES 2006-101 CLASS SA 6.123% 10/25/36		03/25/2022	Paydown		0	0	15,154	15,154	0	(15,154)	0	(15,154)	0	0	0	0	0	1,611	10/25/2036	1.A
31396L-QX-1	FANNIE MAE SERIES 2006-109 CLASS SG 6.173% 11/25/36		03/25/2022	Paydown		0	0	11,130	11,130	0	(11,130)	0	(11,130)	0	0	0	0	0	705	11/25/2036	1.A
31396L-XH-8	FANNIE MAE SERIES 2006-110 CLASS CX 6.213% 11/25/36		03/25/2022	Paydown		0	0	23,584	23,584	0	(23,584)	0	(23,584)	0	0	0	0	0	1,946	11/25/2036	1.A
31396N-7L-4	FREDDIE MAC SERIES 3138 CLASS SC 6.303% 04/15/36		03/15/2022	Paydown		0	0	3,189	3,189	0	(3,189)	0	(3,189)	0	0	0	0	0	1,581	04/15/2036	1.A
31396N-E5-1	FREDDIE MAC SERIES 3140 CLASS SG 6.203% 03/15/36		03/15/2022	Paydown		0	0	8,888	8,888	0	(8,888)	0	(8,888)	0	0	0	0	0	2,096	03/15/2036	1.A
31396N-H4-1	FREDDIE MAC SERIES 3136 CLASS NS 6.303% 04/15/36		03/15/2022	Paydown		0	0	3,478	3,478	0	(3,478)	0	(3,478)	0	0	0	0	0	712	04/15/2036	1.A
31396N-HC-3	FREDDIE MAC SERIES 3136 CLASS PS 6.253% 04/15/36		03/15/2022	Paydown		0	0	30,159	30,159	0	(30,159)	0	(30,159)	0	0	0	0	0	2,016	04/15/2036	1.A
31396N-KH-8	FREDDIE MAC SERIES 3147 CLASS LS 6.253% 04/15/36		03/15/2022	Paydown		0	0	26,945	26,945	0	(26,945)	0	(26,945)	0	0	0	0	0	1,790	04/15/2036	1.A
31396P-2W-0	FANNIE MAE SERIES 2007-21 CLASS SA 5.943% 03/25/37		03/25/2022	Paydown		0	0	367	367	0	(367)	0	(367)	0	0	0	0	0	62	03/25/2037	1.A
31396P-3X-7	FANNIE MAE SERIES 2007-21 CLASS MO 0.000% 03/25/37		03/25/2022	Paydown		19,284	19,284	15,025	15,025	0	4,259	0	4,259	0	19,284	0	0	0	0	03/25/2037	1.A
31396P-5X-5	FANNIE MAE SERIES 2007-18 CLASS SB 6.293% 03/25/37		03/25/2022	Paydown		0	0	0	0	0	0	0	0	0	0	0	0	0	707	03/25/2037	1.A
31396P-EY-3	FANNIE MAE SERIES 2006-128 CLASS SC 6.143% 01/25/37		03/25/2022	Paydown		0	0	30,816	30,816	0	(30,816)	0	(30,816)	0	0	0	0	0	1,932	01/25/2037	1.A
31396P-G6-2	FANNIE MAE SERIES 2007-14 CLASS KO 0.000% 03/25/37		03/01/2022	Paydown		4,074	4,074	3,383	3,383	0	691	0	691	0	4,074	0	0	0	0	03/25/2037	1.A
31396P-HL-8	FANNIE MAE SERIES 2007-1 CLASS CI 5.643% 02/25/37		03/25/2022	Paydown		0	0	47,251	47,251	0	(47,251)	0	(47,251)	0	0	0	0	0	4,140	02/25/2037	1.A
31396P-ME-8	FANNIE MAE SERIES 2007-4 CLASS PS 5.598% 02/25/37		03/25/2022	Paydown		0	0	10,837	10,837	0	(10,837)	0	(10,837)	0	0	0	0	0	894	02/25/2037	1.A
31396Q-LY-3	FANNIE MAE SERIES 2009-50 CLASS HZ 5.535% 02/25/49		03/01/2022	Paydown		56,065	56,065	63,934	63,934	0	(7,870)	0	(7,870)	0	56,065	0	0	0	620	02/25/2049	1.A
31396Q-YP-8	FANNIE MAE SERIES 2009-70 CLASS CO 0.000% 01/25/37		03/25/2022	Paydown		14,811	14,811	13,083	13,083	0	1,728	0	1,728	0	14,811	0	0	0	0	01/25/2037	1.A
31396R-AU-1	FREDDIE MAC SERIES 3156 CLASS PO 0.000% 05/15/36		03/01/2022	Paydown		35,108	35,108	29,376	29,376	0	5,733	0	5,733	0	35,108	0	0	0	0	05/15/2036	1.A
31396R-J5-7	FREDDIE MAC SERIES 3149 CLASS SI 6.253% 05/15/36		03/15/2022	Paydown		0	0	17,384	17,384	0	(17,384)	0	(17,384)	0	0	0	0	0	2,030	05/15/2036	1.A
31396R-KM-8	FREDDIE MAC SERIES 3153 CLASS EO 0.000% 05/15/36		03/01/2022	Paydown		3,978	3,978	3,611	3,611	0	366	0	366	0	3,978	0	0	0	0	05/15/2036	1.A
31396T-2M-4	FREDDIE MAC SERIES 3175 CLASS MO 0.000% 06/15/36		03/01/2022	Paydown		3,589	3,589	2,666	2,666	0	923	0	923	0	3,589	0	0	0	0	06/15/2036	1.A
31396T-A8-6	FREDDIE MAC SERIES 3170 CLASS SA 6.203% 09/15/33		03/15/2022	Paydown		0	0	21,699	21,699	0	(21,699)	0	(21,699)	0	0	0	0	0	2,763	09/15/2033	1.A

E05.34

STATEMENT AS OF MARCH 31, 2022 OF THE VOYA RETIREMENT INSURANCE AND ANNUITY COMPANY

SCHEDULE D - PART 4

Show All Long-Term Bonds and Stock Sold, Redeemed or Otherwise Disposed of During the Current Quarter

1	2	3	4	5	6	7	8	9	10	Change In Book/Adjusted Carrying Value					16	17	18	19	20	21	22
										11	12	13	14	15							
CUSIP Identification	Description	Foreign	Disposal Date	Name of Purchaser	Number of Shares of Stock	Consideration	Par Value	Actual Cost	Prior Year Book/Adjusted Carrying Value	Unrealized Valuation Increase/(Decrease)	Current Year's (Amortization)/Accretion	Current Year's Other Than Temporary Impairment Recognized	Total Change in Book/Adjusted Carrying Value (11 + 12 - 13)	Total Foreign Exchange Change in Book /Adjusted Carrying Value	Book/Adjusted Carrying Value at Disposal Date	Foreign Exchange Gain (Loss) on Disposal	Realized Gain (Loss) on Disposal	Total Gain (Loss) on Disposal	Bond Interest/Stock Dividends Received During Year	Stated Contractual Maturity Date	NAIC Designation, NAIC Designation Modifier and SVO Administrative Symbol
31396U-X2-1	FREDDIE MAC SERIES 3184 CLASS JS 6.703% 07/15/36		03/15/2022	Paydown		0	0	328	328	0	(328)	0	(328)	0	0	0	0	0	265	07/15/2036	1.A
31396V-A5-7	FANNIE MAE WHOLE LOAN SERIES 2007-46 CLASS SD 5.993% 05/25/37		03/25/2022	Paydown		0	0	55	55	0	(55)	0	(55)	0	0	0	0	0	3	05/25/2037	1.A
31396V-D7-0	FANNIE MAE SERIES 2007-48 CLASS SG 5.973% 05/25/37		03/25/2022	Paydown		0	0	30,164	30,164	0	(30,164)	0	(30,164)	0	0	0	0	0	1,965	05/25/2037	1.A
31396V-HU-5	FANNIE MAE BENCHMARK REMIC SERIES 2007-30 CLASS K1 5.983% 04/25/37		03/25/2022	Paydown		0	0	36,778	36,778	0	(36,778)	0	(36,778)	0	0	0	0	0	2,535	04/25/2037	1.A
31396V-J6-6	FANNIE MAE SERIES 2007-45 CLASS SM 6.743% 06/25/36		03/25/2022	Paydown		0	0	18,954	18,954	0	(18,954)	0	(18,954)	0	0	0	0	0	1,960	06/25/2036	1.A
31396V-KZ-0	FANNIE MAE WHOLE LOAN SERIES 2007-28 CLASS JS 6.168% 09/25/35		03/25/2022	Paydown		0	0	0	0	0	0	0	0	0	0	0	0	0	2,472	09/25/2035	1.A
31396V-LW-6	FANNIE MAE WHOLE LOAN SERIES 2007-28 CLASS FD 1.066% 01/25/36		03/25/2022	Paydown	122,424	122,424	122,424	122,704	122,704	0	(279)	0	(279)	0	122,424	0	0	0	124	01/25/2036	1.A
31396V-PY-8	FANNIE MAE WHOLE LOAN SERIES 2007-W3 CLASS 2A2 6.823% 04/25/37		03/25/2022	Paydown		0	0	0	0	0	0	0	0	0	0	0	0	0	62	04/25/2037	1.A
31396V-SY-5	FANNIE MAE SERIES 2007-39 CLASS LI 6.313% 05/25/37		03/25/2022	Paydown		0	0	86,750	86,750	0	(86,750)	0	(86,750)	0	0	0	0	0	4,236	05/25/2037	1.A
31396V-VG-0	FANNIE MAE SERIES 2007-43 CLASS KS 5.613% 05/25/37		03/25/2022	Paydown		0	0	503	503	0	(503)	0	(503)	0	0	0	0	0	302	05/25/2037	1.A
31396V-VH-8	FANNIE MAE SERIES 2007-43 CLASS SK 5.613% 05/25/37		03/25/2022	Paydown		0	0	4,451	4,451	0	(4,451)	0	(4,451)	0	0	0	0	0	536	05/25/2037	1.A
31396V-ED-4	FANNIE MAE SERIES 2007-54 CLASS IC 5.953% 06/25/37		03/25/2022	Paydown		0	0	18,913	18,913	0	(18,913)	0	(18,913)	0	0	0	0	0	1,365	06/25/2037	1.A
31396V-FP-6	FANNIE MAE SERIES 2007-54 CLASS SW 6.293% 06/25/37		03/25/2022	Paydown		0	0	16,951	16,951	0	(16,951)	0	(16,951)	0	0	0	0	0	935	06/25/2037	1.A
31396V-JS-6	FANNIE MAE SERIES 2007-57 CLASS MO 0.000% 06/25/36		03/01/2022	Paydown	57,887	57,887	57,887	51,029	51,029	0	6,858	0	6,858	0	57,887	0	0	0	0	06/25/2036	1.A
31396V-NC-6	FANNIE MAE SERIES 2007-71 CLASS SM 6.743% 07/25/37		03/25/2022	Paydown		0	0	3,439	3,439	0	(3,439)	0	(3,439)	0	0	0	0	0	265	07/25/2037	1.A
31396V-PH-3	FANNIE MAE SERIES 2007-67 CLASS SI 0.580% 07/25/37		03/25/2022	Paydown		0	0	424	424	0	(424)	0	(424)	0	0	0	0	0	18	07/25/2037	1.A
31396V-PV-2	FANNIE MAE SERIES 2007-67 CLASS SK 6.083% 07/25/37		03/25/2022	Paydown		0	0	4,928	4,928	0	(4,928)	0	(4,928)	0	0	0	0	0	630	07/25/2037	1.A
31396V-SH-0	FANNIE MAE SERIES 2007-60 CLASS BS 6.143% 07/25/37		03/25/2022	Paydown		0	0	4,322	4,322	0	(4,322)	0	(4,322)	0	0	0	0	0	556	07/25/2037	1.A
31396V-ZA-7	FANNIE MAE SERIES 2007-66 CLASS SD 36.741% 07/25/37		03/25/2022	Paydown	19,503	19,503	19,503	10,616	10,616	0	8,887	0	8,887	0	19,503	0	0	0	1,577	07/25/2037	1.A
31396X-KV-5	FANNIE MAE SERIES 2007-84 CLASS SB 37.161% 08/25/37		03/25/2022	Paydown	743	743	743	743	743	0	1	0	1	0	743	0	0	0	49	08/25/2037	1.A
31396X-YQ-1	FANNIE MAE SERIES 2007-91 CLASS SA 6.053% 10/25/37		03/25/2022	Paydown		0	0	8,207	8,207	0	(8,207)	0	(8,207)	0	0	0	0	0	814	10/25/2037	1.A
31396Y-BA-9	FANNIE MAE SERIES 2007-117 CLASS MS 5.843% 01/25/38		03/25/2022	Paydown		0	0	25,032	25,032	0	(25,032)	0	(25,032)	0	0	0	0	0	863	01/25/2038	1.A
31396Y-KY-7	FANNIE MAE SERIES 2008-10 CLASS LI 6.523% 03/25/38		03/25/2022	Paydown		0	0	16,207	16,207	0	(16,207)	0	(16,207)	0	0	0	0	0	1,161	03/25/2038	1.A
31396Y-L5-9	FANNIE MAE SERIES 2008-25 CLASS SE 5.593% 04/25/38		03/25/2022	Paydown		0	0	32,619	32,619	0	(32,619)	0	(32,619)	0	0	0	0	0	2,308	04/25/2038	1.A
31396Y-N9-9	FANNIE MAE SERIES 2008-33 CLASS SA 5.543% 04/25/38		03/25/2022	Paydown		0	0	34,996	34,996	0	(34,996)	0	(34,996)	0	0	0	0	0	2,377	04/25/2038	1.A
31396Y-WB-4	FANNIE MAE SERIES 2008-13 CLASS SA 5.763% 03/25/38		03/25/2022	Paydown		0	0	38,460	38,460	0	(38,460)	0	(38,460)	0	0	0	0	0	3,367	03/25/2038	1.A
31396Y-WR-9	FANNIE MAE SERIES 2008-13 CLASS SA 5.393% 03/25/38		03/25/2022	Paydown		0	0	10,513	10,513	0	(10,513)	0	(10,513)	0	0	0	0	0	471	03/25/2038	1.A

EO5.35

STATEMENT AS OF MARCH 31, 2022 OF THE VOYA RETIREMENT INSURANCE AND ANNUITY COMPANY

SCHEDULE D - PART 4

Show All Long-Term Bonds and Stock Sold, Redeemed or Otherwise Disposed of During the Current Quarter

1	2	3	4	5	6	7	8	9	10	Change In Book/Adjusted Carrying Value					16	17	18	19	20	21	22
										11	12	13	14	15							
CUSIP Identification	Description	Foreign	Disposal Date	Name of Purchaser	Number of Shares of Stock	Consideration	Par Value	Actual Cost	Prior Year Book/Adjusted Carrying Value	Unrealized Valuation Increase/(Decrease)	Current Year's (Amortization)/Accretion	Current Year's Other Than Temporary Impairment Recognized	Total Change in Book/Adjusted Carrying Value (11 + 12 - 13)	Total Foreign Exchange Change in Book /Adjusted Carrying Value	Book/Adjusted Carrying Value at Disposal Date	Foreign Exchange Gain (Loss) on Disposal	Realized Gain (Loss) on Disposal	Total Gain (Loss) on Disposal	Bond Interest/Stock Dividends Received During Year	Stated Contractual Maturity Date	NAIC Designation, NAIC Designation Modifier and SVO Administrative Symbol
31396Y-Y5-5	FANNIE MAE SERIES 006-28 CLASS SJ 22.494% 04/25/38		03/25/2022	Paydown		152,359	152,359	221,311	221,311	0	(68,952)	0	(68,952)	0	152,359	0	0	0	5,772	04/25/2038	1.A
31397A-Q8-9	FREDDIE MAC SERIES 3203 CLASS HO 0.000% 08/15/36		03/15/2022	Paydown		52,680	52,680	45,289	45,289	0	7,391	0	7,391	0	52,680	0	0	0	0	08/15/2036	1.A
31397B-F8-9	FREDDIE MAC SERIES 3219 CLASS ES 28.536% 04/15/32		03/15/2022	Paydown		19,828	19,828	23,134	23,134	0	(3,307)	0	(3,307)	0	19,828	0	0	0	801	04/15/2032	1.A
31397B-HF-1	FREDDIE MAC SERIES 3218 CLASS AS 6.183% 09/15/36		03/15/2022	Paydown		0	0	10,834	10,834	0	(10,834)	0	(10,834)	0	0	0	0	0	1,334	09/15/2036	1.A
31397B-QV-6	FREDDIE MAC SERIES 3225 CLASS GO 0.000% 10/15/36		03/01/2022	Paydown		48,845	48,845	44,641	44,641	0	4,204	0	4,204	0	48,845	0	0	0	0	10/15/2036	1.A
31397B-W7-2	FREDDIE MAC SERIES 3231 CLASS SE 24.814% 10/15/36		03/15/2022	Paydown		18,314	18,314	6,952	6,952	0	11,362	0	11,362	0	18,314	0	0	0	669	10/15/2036	1.A
31397C-BA-6	FREDDIE MAC SERIES 3236 CLASS KS 6.303% 11/15/36		03/15/2022	Paydown		0	0	0	0	0	0	0	0	0	0	0	0	0	1,803	11/15/2036	1.A
31397C-FS-3	FREDDIE MAC SERIES 3240 CLASS GS 5.963% 11/15/36		03/15/2022	Paydown		0	0	41,928	41,928	0	(41,928)	0	(41,928)	0	0	0	0	0	3,936	11/15/2036	1.A
31397C-UP-2	FREDDIE MAC SERIES 3239 CLASS AS 23.443% 11/15/36		03/15/2022	Paydown		74,138	74,138	117,469	117,469	0	(43,331)	0	(43,331)	0	74,138	0	0	0	3,010	11/15/2036	1.A
31397C-VF-3	FREDDIE MAC SERIES 3239 CLASS GI 6.500% 11/15/36		03/01/2022	Paydown		0	0	117	117	0	(117)	0	(117)	0	0	0	0	0	6	11/15/2036	1.A
31397C-VU-0	FREDDIE MAC SERIES 3239 CLASS PS 23.451% 11/15/36		03/15/2022	Paydown		32,777	32,777	13,038	13,038	0	19,739	0	19,739	0	32,777	0	0	0	1,081	11/15/2036	1.A
31397E-AH-8	FREDDIE MAC SERIES 3255 CLASS SC 6.303% 12/15/36		03/15/2022	Paydown		0	0	10,986	10,986	0	(10,986)	0	(10,986)	0	0	0	0	0	924	12/15/2036	1.A
31397F-6N-7	FREDDIE MAC SERIES 3274 CLASS MO 0.000% 02/15/37		03/01/2022	Paydown		4,600	4,600	3,151	3,151	0	1,449	0	1,449	0	4,600	0	0	0	0	02/15/2037	1.A
31397F-6Y-3	FREDDIE MAC SERIES 3274 CLASS SM 6.033% 02/15/37		03/15/2022	Paydown		0	0	31,281	31,281	0	(31,281)	0	(31,281)	0	0	0	0	0	3,092	02/15/2037	1.A
31397F-HB-1	FREDDIE MAC SERIES 3271 CLASS SD 6.013% 02/15/37		03/15/2022	Paydown		0	0	3,168	3,168	0	(3,168)	0	(3,168)	0	0	0	0	0	398	02/15/2037	1.A
31397F-TH-5	FREDDIE MAC SERIES 3293 CLASS SA 6.033% 03/15/37		03/15/2022	Paydown		0	0	5,604	5,604	0	(5,604)	0	(5,604)	0	0	0	0	0	1,843	03/15/2037	1.A
31397G-7A-2	FREDDIE MAC SERIES 3287 CLASS SE 6.303% 03/15/37		03/15/2022	Paydown		0	0	8,343	8,343	0	(8,343)	0	(8,343)	0	0	0	0	0	490	03/15/2037	1.A
31397G-KC-3	FREDDIE MAC SERIES 3308 CLASS SQ 6.703% 02/15/33		03/15/2022	Paydown		0	0	10,158	10,158	0	(10,158)	0	(10,158)	0	0	0	0	0	668	02/15/2033	1.A
31397G-QV-5	FREDDIE MAC SERIES 3300 CLASS LO 0.000% 02/15/37		03/01/2022	Paydown		25,551	25,551	20,297	20,297	0	5,254	0	5,254	0	25,551	0	0	0	0	02/15/2037	1.A
31397G-R2-8	FREDDIE MAC SERIES 3300 CLASS MO 0.000% 11/15/36		03/01/2022	Paydown		15,428	15,428	11,571	11,571	0	3,857	0	3,857	0	15,428	0	0	0	0	11/15/2036	1.A
31397G-S3-5	FREDDIE MAC SERIES 3297 CLASS CI 6.363% 04/15/37		03/15/2022	Paydown		0	0	14,675	14,675	0	(14,675)	0	(14,675)	0	0	0	0	0	1,279	04/15/2037	1.A
31397H-D3-9	FREDDIE MAC SERIES 3318 CLASS CS 6.023% 05/15/37		03/15/2022	Paydown		0	0	3,827	3,827	0	(3,827)	0	(3,827)	0	0	0	0	0	178	05/15/2037	1.A
31397H-DN-5	FREDDIE MAC SERIES 3318 CLASS GS 6.013% 05/15/37		03/15/2022	Paydown		0	0	305	305	0	(305)	0	(305)	0	0	0	0	0	103	05/15/2037	1.A
31397J-5X-8	FREDDIE MAC SERIES 3331 CLASS SP 5.953% 06/15/37		03/15/2022	Paydown		0	0	2,674	2,674	0	(2,674)	0	(2,674)	0	0	0	0	0	334	06/15/2037	1.A
31397J-DA-9	FREDDIE MAC SERIES 3325 CLASS CS 6.263% 06/15/37		03/15/2022	Paydown		0	0	6,896	6,896	0	(6,896)	0	(6,896)	0	0	0	0	0	333	06/15/2037	1.A
31397J-KD-5	FREDDIE MAC SERIES 3326 CLASS SC 5.643% 06/15/37		03/15/2022	Paydown		0	0	1,047	1,047	0	(1,047)	0	(1,047)	0	0	0	0	0	78	06/15/2037	1.A
31397J-KK-9	FREDDIE MAC SERIES 3326 CLASS SM 6.143% 02/15/36		03/15/2022	Paydown		0	0	26,968	26,968	0	(26,968)	0	(26,968)	0	0	0	0	0	1,744	02/15/2036	1.A

E05.36

STATEMENT AS OF MARCH 31, 2022 OF THE VOYA RETIREMENT INSURANCE AND ANNUITY COMPANY

SCHEDULE D - PART 4

Show All Long-Term Bonds and Stock Sold, Redeemed or Otherwise Disposed of During the Current Quarter

1	2	3	4	5	6	7	8	9	10	Change In Book/Adjusted Carrying Value					16	17	18	19	20	21	22
										11	12	13	14	15							
CUSIP Identification	Description	For-foreign	Disposal Date	Name of Purchaser	Number of Shares of Stock	Consideration	Par Value	Actual Cost	Prior Year Book/Adjusted Carrying Value	Unrealized Valuation Increase/(Decrease)	Current Year's (Amortization)/Accretion	Current Year's Other Than Temporary Impairment Recognized	Total Change in Book/Adjusted Carrying Value (11 + 12 - 13)	Total Foreign Exchange Change in Book /Adjusted Carrying Value	Book/Adjusted Carrying Value at Disposal Date	Foreign Exchange Gain (Loss) on Disposal	Realized Gain (Loss) on Disposal	Total Gain (Loss) on Disposal	Bond Interest/Stock Dividends Received During Year	Stated Contractual Maturity Date	NAIC Designation, NAIC Designation Modifier and SVO Administrative Symbol
31397J-NZ-3	FREDDIE MAC SERIES 3350 CLASS LZ 6.000% 07/15/37		03/01/2022	Paydown		4,219	4,219	5,926	5,926	0	(1,706)	0	(1,706)	0	4,219	0	0	0	42	07/15/2037	1.A
31397J-VU-5	FREDDIE MAC SERIES 3349 CLASS MY 5.500% 07/15/37		03/01/2022	Paydown		20,274	20,274	22,111	22,111	0	(1,838)	0	(1,838)	0	20,274	0	0	0	158	07/15/2037	1.A
31397L-B8-1	FANNIE MAE SERIES 2008-53 CLASS KI 5.793% 07/25/23		03/25/2022	Paydown		0	0	233	233	0	(233)	0	(233)	0	0	0	0	0	112	07/25/2023	1.A
31397L-H9-3	FANNIE MAE SERIES 2008-60 CLASS SA 6.043% 07/25/38		03/25/2022	Paydown		0	0	16,533	16,533	0	(16,533)	0	(16,533)	0	0	0	0	0	1,071	07/25/2038	1.A
31397L-PB-9	FANNIE MAE SERIES 2008-42 CLASS MF 0.807% 03/25/37		03/25/2022	Paydown		397	397	351	361	0	36	0	36	0	397	0	0	0	0	03/25/2037	1.A
31397L-PR-4	FANNIE MAE SERIES 2008-42 CLASS SE 6.343% 05/25/38		03/25/2022	Paydown		0	0	34,713	34,713	0	(34,713)	0	(34,713)	0	0	0	0	0	2,611	05/25/2038	1.A
31397L-X4-6	FANNIE MAE SERIES 2008-62 CLASS SB 5.593% 07/25/38		03/25/2022	Paydown		0	0	22,644	22,644	0	(22,644)	0	(22,644)	0	0	0	0	0	2,223	07/25/2038	1.A
31397M-7C-5	FANNIE MAE SERIES 2009-1 CLASS SM 6.143% 02/25/39		03/25/2022	Paydown		0	0	1,742	1,742	0	(1,742)	0	(1,742)	0	0	0	0	0	686	02/25/2039	1.A
31397M-E4-5	FANNIE MAE SERIES 2008-92 CLASS SA 5.993% 12/25/38		03/25/2022	Paydown		0	0	101,477	101,477	0	(101,477)	0	(101,477)	0	0	0	0	0	7,851	12/25/2038	1.A
31397N-FK-6	FANNIE MAE SERIES 2009-17 CLASS YS 5.193% 03/25/39		03/25/2022	Paydown		0	0	1,279	1,279	0	(1,279)	0	(1,279)	0	0	0	0	0	86	03/25/2039	1.A
31397N-LU-7	FANNIE MAE SERIES 2009-11 CLASS SU 5.543% 03/25/49		03/25/2022	Paydown		0	0	0	0	0	0	0	0	0	0	0	0	0	1,805	03/25/2049	1.A
31397N-MG-7	FANNIE MAE SERIES 2009-11 CLASS PD 0.000% 08/25/38		03/01/2022	Paydown		8,205	8,205	4,761	4,761	0	3,444	0	3,444	0	8,205	0	0	0	0	08/25/2038	1.A
31397N-SE-6	FANNIE MAE SERIES 2009-22 CLASS AS 5.193% 04/25/37		03/25/2022	Paydown		0	0	8,913	8,913	0	(8,913)	0	(8,913)	0	0	0	0	0	697	04/25/2037	1.A
31397P-2K-5	FREDDIE MAC SERIES 3376 CLASS SJ 5.953% 10/15/37		03/15/2022	Paydown		0	0	662	662	0	(662)	0	(662)	0	0	0	0	0	104	10/15/2037	1.A
31397P-AQ-3	FREDDIE MAC SERIES 3385 CLASS SI 6.003% 11/15/37		03/15/2022	Paydown		0	0	456	456	0	(456)	0	(456)	0	0	0	0	0	54	11/15/2037	1.A
31397P-FP-0	FREDDIE MAC SERIES 3387 CLASS SC 6.003% 11/15/37		03/15/2022	Paydown		0	0	100	100	0	(100)	0	(100)	0	0	0	0	0	18	11/15/2037	1.A
31397P-FR-6	FREDDIE MAC SERIES 3387 CLASS SE 6.003% 11/15/37		03/15/2022	Paydown		0	0	23,777	23,777	0	(23,777)	0	(23,777)	0	0	0	0	0	1,327	11/15/2037	1.A
31397P-MB-3	FREDDIE MAC SERIES 3397 CLASS SQ 5.573% 12/15/37		03/15/2022	Paydown		0	0	17,919	17,919	0	(17,919)	0	(17,919)	0	0	0	0	0	1,696	12/15/2037	1.A
31397P-NN-6	FREDDIE MAC SERIES 3400 CLASS SI 5.533% 12/15/37		03/15/2022	Paydown		0	0	42,205	42,205	0	(42,205)	0	(42,205)	0	0	0	0	0	3,593	12/15/2037	1.A
31397P-U7-3	FREDDIE MAC SERIES 3408 CLASS BI 5.863% 01/15/38		03/15/2022	Paydown		0	0	11,581	11,581	0	(11,581)	0	(11,581)	0	0	0	0	0	1,418	01/15/2038	1.A
31397Q-3A-4	FANNIE MAE SERIES 2010-149 CLASS SJ 6.043% 01/25/41		03/25/2022	Paydown		0	0	83,408	83,408	0	(83,408)	0	(83,408)	0	0	0	0	0	3,968	01/25/2041	1.A
31397Q-Y2-8	FANNIE MAE SERIES 2010-147 CLASS US 9.339% 01/25/41		03/01/2022	Paydown		10,642	10,642	11,900	11,900	0	(1,259)	0	(1,259)	0	10,642	0	0	0	150	01/25/2041	1.A
31397R-C3-8	FREDDIE MAC SERIES 3416 CLASS BI 5.853% 02/15/38		03/15/2022	Paydown		0	0	8,571	8,571	0	(8,571)	0	(8,571)	0	0	0	0	0	1,029	02/15/2038	1.A
31397R-DX-1	FREDDIE MAC SERIES 3420 CLASS CS 5.903% 02/15/38		03/15/2022	Paydown		0	0	15,964	15,964	0	(15,964)	0	(15,964)	0	0	0	0	0	1,283	02/15/2038	1.A
31397R-MY-9	FREDDIE MAC SERIES 3429 CLASS SQ 12.847% 03/15/38		03/15/2022	Paydown		2,099	2,099	2,000	2,000	0	99	0	99	0	2,099	0	0	0	47	03/15/2038	1.A
31397S-LZ-5	FANNIE MAE SERIES 2011-30 CLASS PS 6.143% 04/25/41		03/25/2022	Paydown		0	0	2,176	2,176	0	(2,176)	0	(2,176)	0	0	0	0	0	418	04/25/2041	1.A
31397T-3Q-3	FREDDIE MAC SERIES 3442 CLASS MT 0.397% 07/15/34		03/15/2022	Paydown		42,550	42,550	41,139	41,139	0	1,411	0	1,411	0	42,550	0	0	0	8	07/15/2034	1.A

EO5.37

STATEMENT AS OF MARCH 31, 2022 OF THE VOYA RETIREMENT INSURANCE AND ANNUITY COMPANY

SCHEDULE D - PART 4

Show All Long-Term Bonds and Stock Sold, Redeemed or Otherwise Disposed of During the Current Quarter

1	2	3	4	5	6	7	8	9	10	Change In Book/Adjusted Carrying Value					16	17	18	19	20	21	22
										11	12	13	14	15							
CUSIP Identification	Description	Foreign	Disposal Date	Name of Purchaser	Number of Shares of Stock	Consideration	Par Value	Actual Cost	Prior Year Book/Adjusted Carrying Value	Unrealized Valuation Increase/(Decrease)	Current Year's (Amortization)/Accretion	Current Year's Other Than Temporary Impairment Recognized	Total Change in Book/Adjusted Carrying Value (11 + 12 - 13)	Total Foreign Exchange Change in Book /Adjusted Carrying Value	Book/Adjusted Carrying Value at Disposal Date	Foreign Exchange Gain (Loss) on Disposal	Realized Gain (Loss) on Disposal	Total Gain (Loss) on Disposal	Bond Interest/Stock Dividends Received During Year	Stated Contractual Maturity Date	NAIC Designation, NAIC Designation Modifier and SVO Administrative Symbol
31397U-3F-4	FANNIE MAE SERIES 2011-60 CLASS OA 0.000%		03/01/2022	Paydown		12,842	12,842	10,795	10,795	0	2,047	0	2,047	0	12,842	0	0	0	0	08/25/2039	1.A
31397U-KP-3	FANNIE MAE SERIES 2011-51 CLASS KS 5.993%		03/25/2022	Paydown		216,667	216,667	189,327	189,327	0	27,341	0	27,341	0	216,667	0	0	0	2,201	06/25/2041	1.A
31397U-M7-1	FANNIE MAE SERIES 2011-57 CLASS SE 5.593%		03/25/2022	Paydown		0	0	19,168	19,168	0	(19,168)	0	(19,168)	0	0	0	0	0	2,414	07/25/2041	1.A
31397U-RB-7	FANNIE MAE SERIES 2011-53 CLASS ST 5.463%		03/25/2022	Paydown		0	0	161,377	161,377	0	(161,377)	0	(161,377)	0	0	0	0	0	11,083	06/25/2041	1.A
31397Y-SP-7	FREDDIE MAC SERIES 3501 CLASS SJ 6.053%		03/15/2022	Paydown		0	0	29,516	29,516	0	(29,516)	0	(29,516)	0	0	0	0	0	1,561	01/15/2039	1.A
31397Y-ZF-1	FREDDIE MAC SERIES 3510 CLASS ID 6.353%		03/15/2022	Paydown		0	0	25,568	25,568	0	(25,568)	0	(25,568)	0	0	0	0	0	3,302	02/15/2037	1.A
31397Y-ZP-9	FREDDIE MAC SERIES 3510 CLASS OD 0.000%		03/15/2022	Paydown		25,953	25,953	23,348	23,348	0	2,604	0	2,604	0	25,953	0	0	0	0	02/15/2037	1.A
31398E-BM-5	FREDDIE MAC SERIES 3540 CLASS KS 5.553%		03/15/2022	Paydown		0	0	1,590	1,590	0	(1,590)	0	(1,590)	0	0	0	0	0	799	11/15/2036	1.A
31398E-PY-4	FREDDIE MAC SERIES 3549 CLASS WS 4.603%		03/15/2022	Paydown		0	0	2,712	2,712	0	(2,712)	0	(2,712)	0	0	0	0	0	260	07/15/2039	1.A
31398E-X7-4	FREDDIE MAC SERIES 3550 CLASS GS 6.353%		03/15/2022	Paydown		0	0	41,696	41,696	0	(41,696)	0	(41,696)	0	0	0	0	0	3,406	07/15/2039	1.A
31398F-6B-2	FANNIE MAE SERIES 2009-101 CLASS NS 5.703%		03/25/2022	Paydown		0	0	56,050	56,050	0	(56,050)	0	(56,050)	0	0	0	0	0	5,336	12/25/2039	1.A
31398F-7C-9	FANNIEMAE WHOLE LOAN SERIES 2009-W1 CLASS PO 0.000%		03/01/2022	Paydown		38,350	38,350	33,279	33,279	0	5,071	0	5,071	0	38,350	0	0	0	0	12/25/2049	1.A
31398F-86-7	FANNIE MAE SERIES 2009-90 CLASS TS 5.693%		03/25/2022	Paydown		0	0	10,439	10,439	0	(10,439)	0	(10,439)	0	0	0	0	0	840	11/25/2039	1.A
31398F-LW-9	FANNIE MAE SERIES 2009-78 CLASS YS 6.273%		03/25/2022	Paydown		0	0	88,158	88,158	0	(88,158)	0	(88,158)	0	0	0	0	0	4,730	10/25/2039	1.A
31398F-PJ-4	FANNIE MAE SERIES 2009-82 CLASS SC 5.623%		03/25/2022	Paydown		0	0	34,337	34,337	0	(34,337)	0	(34,337)	0	0	0	0	0	1,508	10/25/2039	1.A
31398F-R5-2	FANNIE MAE SERIES 2009-87 CLASS YS 5.693%		03/25/2022	Paydown		0	0	5,839	5,839	0	(5,839)	0	(5,839)	0	0	0	0	0	752	11/25/2039	1.A
31398F-RQ-6	FANNIE MAE SERIES 2009-86 CLASS AO 0.000%		03/01/2022	Paydown		107,598	107,598	98,823	98,823	0	8,775	0	8,775	0	107,598	0	0	0	0	08/25/2036	1.A
31398F-RT-0	FANNIE MAE SERIES 2009-86 CLASS OT 0.000%		03/01/2022	Paydown		9,580	9,580	8,323	8,323	0	1,256	0	1,256	0	9,580	0	0	0	0	10/25/2037	1.A
31398G-3F-4	FANNIE MAE SERIES 2010-3 CLASS SA 5.793%		03/25/2022	Paydown		0	0	31,778	31,778	0	(31,778)	0	(31,778)	0	0	0	0	0	1,736	02/25/2040	1.A
31398G-AF-6	FANNIE MAE SERIES 2009-104 CLASS KS 5.743%		03/25/2022	Paydown		0	0	37,366	37,366	0	(37,366)	0	(37,366)	0	0	0	0	0	2,840	12/25/2039	1.A
31398G-G8-6	FANNIE MAE SERIES 2010-5 CLASS SA 5.793%		03/25/2022	Paydown		0	0	47,976	47,976	0	(47,976)	0	(47,976)	0	0	0	0	0	4,512	02/25/2040	1.A
31398G-HZ-5	FANNIE MAE SERIES 2009-103 CLASS SA 5.843%		03/25/2022	Paydown		0	0	8,144	8,144	0	(8,144)	0	(8,144)	0	0	0	0	0	1,098	09/25/2039	1.A
31398G-WE-5	FANNIE MAE SERIES 2009-113 CLASS SA 5.743%		03/25/2022	Paydown		0	0	22,806	22,806	0	(22,806)	0	(22,806)	0	0	0	0	0	3,282	01/25/2040	1.A
31398G-YZ-6	FANNIE MAE SERIES 2010-8 CLASS SY 5.793%		03/25/2022	Paydown		0	0	17,859	17,859	0	(17,859)	0	(17,859)	0	0	0	0	0	1,050	02/25/2040	1.A
31398J-HH-9	FREDDIE MAC SERIES 3560 CLASS DS 6.303%		03/15/2022	Paydown		0	0	53,808	53,808	0	(53,808)	0	(53,808)	0	0	0	0	0	3,655	08/15/2039	1.A
31398J-SS-3	FREDDIE MAC SERIES 3572 CLASS JS 6.403%		03/15/2022	Paydown		0	0	11,796	11,796	0	(11,796)	0	(11,796)	0	0	0	0	0	2,777	09/15/2039	1.A
31398J-VX-8	FREDDIE MAC SERIES 3578 CLASS BO 0.000%		03/01/2022	Paydown		8,249	8,249	2,779	2,779	0	5,470	0	5,470	0	8,249	0	0	0	0	10/15/2036	1.A

E05.38

STATEMENT AS OF MARCH 31, 2022 OF THE VOYA RETIREMENT INSURANCE AND ANNUITY COMPANY

SCHEDULE D - PART 4

Show All Long-Term Bonds and Stock Sold, Redeemed or Otherwise Disposed of During the Current Quarter

1	2	3	4	5	6	7	8	9	10	Change In Book/Adjusted Carrying Value					16	17	18	19	20	21	22
										11	12	13	14	15							
CUSIP Identification	Description	For- eign	Disposal Date	Name of Purchaser	Number of Shares of Stock	Consid- eration	Par Value	Actual Cost	Prior Year Book/ Adjusted Carrying Value	Unrealized Valuation Increase/ (Decrease)	Current Year's (Amor- tization)/ Accretion	Current Year's Other Than Temporary Impairment Recogn- ized	Total Change in Book/ Adjusted Carrying Value (11 + 12 - 13)	Total Foreign Exchange Change in Book /Adjusted Carrying Value	Book/ Adjusted Carrying Value at Disposal Date	Foreign Exchange Gain (Loss) on Disposal	Realized Gain (Loss) on Disposal	Total Gain (Loss) on Disposal	Bond Interest/ Stock Dividends Received During Year	Stated Con- tractual Maturity Date	NAIC Desig- nation, NAIC Desig- nation Modifier and SVO Admini- strative Symbol
..31398K-CC-2	FREDDIE MAC SERIES 3582 CLASS VS 6.403% 10/15/39		03/15/2022	Paydown		0	0	46,502	46,502	0	(46,502)	0	(46,502)	0	0	0	0	0	2,998	10/15/2039	1.A
..31398K-N5-5	FREDDIE MAC SERIES 3602 CLASS AS 22.005% 11/15/24		03/15/2022	Paydown		10,365	10,365	10,520	10,520	0	(155)	0	(155)	0	10,365	0	0	0	370	11/15/2024	1.A
..31398K-QQ-6	FREDDIE MAC SERIES 3604 CLASS PO 0.000% 05/15/36		03/01/2022	Paydown		3,860	3,860	3,447	3,445	0	415	0	415	0	3,860	0	0	0	0	05/15/2036	1.A
..31398K-QW-3	FREDDIE MAC SERIES 3604 CLASS SI 6.253% 05/15/36		03/15/2022	Paydown		0	0	6,898	6,898	0	(6,898)	0	(6,898)	0	0	0	0	0	1,042	05/15/2036	1.A
..31398K-VS-6	FREDDIE MAC SERIES 3600 CLASS SB 13.129% 07/15/39		03/15/2022	Paydown		2,106	2,106	2,589	2,589	0	(482)	0	(482)	0	2,106	0	0	0	73	07/15/2039	1.A
..31398L-QK-7	FREDDIE MAC SERIES 3607 CLASS AO 0.000% 04/15/36		03/01/2022	Paydown		34,777	34,777	30,142	30,142	0	4,635	0	4,635	0	34,777	0	0	0	0	04/15/2036	1.A
..31398L-R3-4	FREDDIE MAC SERIES 3607 CLASS TO 0.000% 10/15/39		03/15/2022	Paydown		7,599	7,599	6,695	6,695	0	904	0	904	0	7,599	0	0	0	0	10/15/2039	1.A
..31398L-XD-5	FREDDIE MAC SERIES 3622 CLASS GI 1.085% 06/15/37		03/01/2022	Paydown		0	0	0	0	0	0	0	0	0	0	0	0	0	62	06/15/2037	1.A
..31398L-ZP-6	FREDDIE MAC SERIES 3621 CLASS BO 0.000% 01/15/40		03/01/2022	Paydown		2,538	2,538	2,204	2,204	0	333	0	333	0	2,538	0	0	0	0	01/15/2040	1.A
..31398M-F8-4	FANNIE MAE SERIES 2010-28 CLASS BS 10.553% 04/25/40		03/25/2022	Paydown		241	241	265	265	0	(24)	0	(24)	0	241	0	0	0	5	04/25/2040	1.A
..31398M-OR-0	FANNIE MAE SERIES 2010-15 CLASS SD 5.803% 03/25/40		03/25/2022	Paydown		0	0	52,334	52,334	0	(52,334)	0	(52,334)	0	0	0	0	0	4,000	03/25/2040	1.A
..31398N-BH-6	FANNIE MAE SERIES 2010-102 CLASS S 6.093% 09/25/40		03/25/2022	Paydown		0	0	47,281	47,281	0	(47,281)	0	(47,281)	0	0	0	0	0	2,628	09/25/2040	1.A
..31398N-EY-6	FANNIE MAE SERIES 2010-95 CLASS SB 6.143% 09/25/40		03/25/2022	Paydown		0	0	7,005	7,005	0	(7,005)	0	(7,005)	0	0	0	0	0	948	09/25/2040	1.A
..31398N-HF-4	FANNIE MAE SERIES 2010-97 CLASS SC 4.193% 09/25/40		03/25/2022	Paydown		0	0	66,181	66,181	0	(66,181)	0	(66,181)	0	0	0	0	0	5,161	09/25/2040	1.A
..31398N-L2-8	FANNIE MAE SERIES 2010-110 CLASS SB 5.543% 10/25/40		03/25/2022	Paydown		0	0	104,706	104,706	0	(104,706)	0	(104,706)	0	0	0	0	0	6,420	10/25/2040	1.A
..31398N-NM-2	FANNIE MAE SERIES 2010-115 CLASS SE 5.543% 10/25/40		03/25/2022	Paydown		0	0	17,539	17,539	0	(17,539)	0	(17,539)	0	0	0	0	0	901	10/25/2040	1.A
..31398N-TF-1	FANNIE MAE SERIES 2010-109 CLASS PS 6.143% 10/25/40		03/25/2022	Paydown		0	0	35,385	35,385	0	(35,385)	0	(35,385)	0	0	0	0	0	2,288	10/25/2040	1.A
..31398N-V9-2	FANNIE MAE SERIES 2010-123 CLASS SE 5.563% 11/25/40		03/25/2022	Paydown		0	0	47,300	47,300	0	(47,300)	0	(47,300)	0	0	0	0	0	3,316	11/25/2040	1.A
..31398P-ON-7	FANNIE MAE SERIES 2010-38 CLASS S 6.243% 04/25/25		03/25/2022	Paydown		0	0	0	0	0	0	0	0	0	0	0	0	0	0	04/25/2025	1.A
..31398P-QC-6	FANNIE MAE SERIES 2010-40 CLASS SJ 5.943% 04/25/40		03/25/2022	Paydown		0	0	3,340	3,340	0	(3,340)	0	(3,340)	0	0	0	0	0	598	04/25/2040	1.A
..31398P-U2-3	FANNIE MAE SERIES 2010-39 CLASS OT 0.000% 10/25/35		03/01/2022	Paydown		8,089	8,089	7,177	7,177	0	912	0	912	0	8,089	0	0	0	0	10/25/2035	1.A
..31398P-UJ-1	FANNIE MAE SERIES 2010-46 CLASS OP 5.500% 05/25/40		03/01/2022	Paydown		113	113	125	123	0	(10)	0	(10)	0	113	0	0	0	1	05/25/2040	1.A
..31398R-LT-0	FANNIE MAE SERIES 2010-65 CLASS SC 12.130% 05/25/40		03/25/2022	Paydown		106,112	106,112	100,602	100,602	0	5,510	0	5,510	0	106,112	0	0	0	2,119	05/25/2040	1.A
..31398S-MC-4	FANNIE MAE SERIES 2010-134 CLASS SV 5.563% 12/25/40		03/25/2022	Paydown		0	0	81,034	81,034	0	(81,034)	0	(81,034)	0	0	0	0	0	5,866	12/25/2040	1.A
..31398S-T3-7	FANNIE MAE SERIES 2010-140 CLASS GS 5.543% 07/25/39		01/25/2022	Paydown		0	0	0	0	0	0	0	0	0	0	0	0	0	1,356	07/25/2039	1.A
..31398S-XR-9	FANNIE MAE SERIES 2010-141 CLASS SB 5.573% 12/25/40		03/25/2022	Paydown		0	0	41,787	41,787	0	(41,787)	0	(41,787)	0	0	0	0	0	3,301	12/25/2040	1.A
..31398T-6S-5	FANNIE MAE SERIES 2010-108 CLASS BC 4.000% 09/25/40		03/01/2022	Paydown		38,650	38,650	37,658	37,658	0	992	0	992	0	38,650	0	0	0	280	09/25/2040	1.A

E05.39

STATEMENT AS OF MARCH 31, 2022 OF THE VOYA RETIREMENT INSURANCE AND ANNUITY COMPANY

SCHEDULE D - PART 4

Show All Long-Term Bonds and Stock Sold, Redeemed or Otherwise Disposed of During the Current Quarter

1	2	3	4	5	6	7	8	9	10	Change In Book/Adjusted Carrying Value					16	17	18	19	20	21	22
										11	12	13	14	15							
CUSIP Identification	Description	Foreign	Disposal Date	Name of Purchaser	Number of Shares of Stock	Consideration	Par Value	Actual Cost	Prior Year Book/Adjusted Carrying Value	Unrealized Valuation Increase/(Decrease)	Current Year's (Amortization)/Accretion	Current Year's Other Than Temporary Impairment Recognized	Total Change in Book/Adjusted Carrying Value (11 + 12 - 13)	Total Foreign Exchange Change in Book /Adjusted Carrying Value	Book/Adjusted Carrying Value at Disposal Date	Foreign Exchange Gain (Loss) on Disposal	Realized Gain (Loss) on Disposal	Total Gain (Loss) on Disposal	Bond Interest/Stock Dividends Received During Year	Stated Contractual Maturity Date	NAIC Designation, NAIC Designation Modifier and SVO Administrative Symbol
31398T-GX-3	FANNIE MAE SERIES 2010-68 CLASS SC 6.023% 07/25/40		03/25/2022	Paydown		0	0	2,850	2,850	0	(2,850)	0	(2,850)	0	0	0	0	0	495	07/25/2040	1.A
31398V-SY-3	FREDDIE MAC SERIES 3662 CLASS ZB 5.500% 08/15/36		03/01/2022	Paydown		25,090	25,090	25,471	25,471	0	(381)	0	(381)	0	25,090	0	0	0	227	08/15/2036	1.A
31398W-4K-7	FREDDIE MAC SERIES 3626 CLASS AS 1.035% 06/15/37		03/01/2022	Paydown		0	0	0	0	0	0	0	0	0	0	0	0	0	474	06/15/2037	1.A
31398X-4K-7	FREDDIE MAC SERIES 3632 CLASS BS 16.179% 02/15/40		03/15/2022	Paydown		6,202	6,202	8,056	8,056	0	(1,853)	0	(1,853)	0	6,202	0	0	0	175	02/15/2040	1.A
31406G-JF-7	FNMA POOL 809462 1.828% 02/01/35		03/01/2022	Paydown		11,550	11,550	11,692	11,693	0	(142)	0	(142)	0	11,550	0	0	0	35	02/01/2035	1.A
3140EU-E2-1	FNMA POOL BC0152 3.500% 01/01/46		03/01/2022	Paydown		379,136	379,136	395,168	395,168	0	(16,032)	0	(16,032)	0	379,136	0	0	0	2,481	01/01/2046	1.A
3140HJ-3A-7	FNMA POOL BK5292 4.500% 06/01/48		03/01/2022	Paydown		224,011	224,011	234,039	234,039	0	(10,028)	0	(10,028)	0	224,011	0	0	0	1,679	06/01/2048	1.A
3140HL-PU-4	FNMA POOL BK6734 5.000% 07/01/48		03/01/2022	Paydown		776,479	776,479	832,592	832,592	0	(56,113)	0	(56,113)	0	776,479	0	0	0	7,015	07/01/2048	1.A
3140J7-RU-1	FNMA POOL BK3198 3.500% 11/01/47		03/01/2022	Paydown		558,223	558,223	551,071	551,071	0	7,152	0	7,152	0	558,223	0	0	0	2,929	11/01/2047	1.A
31414G-GZ-6	FNMA POOL 965616 6.000% 12/01/37		03/01/2022	Paydown		2,850	2,850	2,837	2,837	0	14	0	14	0	2,850	0	0	0	41	12/01/2037	1.A
31416B-7D-4	FNMA POOL 995592 5.500% 03/01/39		03/01/2022	Paydown		13,963	13,963	15,647	15,647	0	(1,684)	0	(1,684)	0	13,963	0	0	0	161	03/01/2039	1.A
31417F-SII-9	FNMA POOL AB8632 3.500% 03/01/43		03/01/2022	Paydown		175,609	175,609	181,152	180,340	0	(4,731)	0	(4,731)	0	175,609	0	0	0	622	03/01/2043	1.A
31418D-FQ-0	FNMA POOL MA3774 3.000% 09/01/49		03/01/2022	Paydown		144,038	144,038	146,604	146,604	0	(2,566)	0	(2,566)	0	144,038	0	0	0	668	09/01/2049	1.A
31418D-GM-8	FNMA POOL MA3803 3.500% 10/01/49		03/01/2022	Paydown		188,661	188,661	194,696	194,696	0	(6,036)	0	(6,036)	0	188,661	0	0	0	1,056	10/01/2049	1.A
31418M-ML-3	FNMA POOL AD0362 5.500% 10/01/39		03/01/2022	Paydown		47,187	47,187	51,559	51,559	0	(4,372)	0	(4,372)	0	47,187	0	0	0	314	10/01/2039	1.A
31418S-4V-8	FNMA POOL AD5335 5.000% 07/01/40		03/01/2022	Paydown		1,668	1,668	1,778	1,756	0	(87)	0	(87)	0	1,668	0	0	0	15	07/01/2040	1.A
31418U-BS-2	FNMA POOL AD6348 5.500% 05/01/40		03/01/2022	Paydown		16,166	16,166	17,517	17,517	0	(1,351)	0	(1,351)	0	16,166	0	0	0	201	05/01/2040	1.A
31418V-3A-8	FNMA POOL AD7992 4.500% 07/01/40		03/01/2022	Paydown		41,854	41,854	43,646	43,646	0	(1,792)	0	(1,792)	0	41,854	0	0	0	367	07/01/2040	1.A
31418V-UM-2	FNMA POOL AD7787 5.500% 08/01/40		03/01/2022	Paydown		572	572	618	613	0	(41)	0	(41)	0	572	0	0	0	7	08/01/2040	1.A
31418X-EK-0	FNMA POOL AD9137 4.500% 08/01/40		03/01/2022	Paydown		41,508	41,508	43,260	43,260	0	(1,751)	0	(1,751)	0	41,508	0	0	0	347	08/01/2040	1.A
31419B-SY-2	FNMA POOL AE1434 4.500% 08/01/40		03/01/2022	Paydown		33,421	33,421	34,831	34,831	0	(1,410)	0	(1,410)	0	33,421	0	0	0	250	08/01/2040	1.A
31419C-RA-7	FNMA POOL AE2306 5.000% 08/01/40		03/01/2022	Paydown		3,924	3,924	4,177	4,177	0	(253)	0	(253)	0	3,924	0	0	0	33	08/01/2040	1.A
31419D-NR-8	FNMA POOL AE3099 5.000% 09/01/40		03/01/2022	Paydown		3,655	3,655	3,889	3,889	0	(234)	0	(234)	0	3,655	0	0	0	31	09/01/2040	1.A
35563K-AH-3	FREDDIE MAC STAOR SERIES 2019-DNA1 CLASS M2 144A 3.107% 01/25/49		03/25/2022	Paydown		330,448	330,448	306,536	306,536	0	23,912	0	23,912	0	330,448	0	0	0	1,889	01/25/2049	1.A
35563T-AB-7	FREDDIE MAC STAOR SERIES 2018-DNA2 CLASS M2 144A 2.607% 12/25/30		03/25/2022	Paydown		342,126	342,126	346,137	346,137	0	(4,011)	0	(4,011)	0	342,126	0	0	0	1,908	12/25/2030	1.A
35833T-AB-1	FREDDIE MAC MULTIFAMILY SERIES 2021-ML12 CLASS XUS 1.220% 07/25/41		03/01/2022	Paydown		0	0	6,408	6,408	0	(6,408)	0	(6,408)	0	0	0	0	0	104	07/25/2041	1.A
359900-7H-4	FULTON CNTY GA DEV AUTH SERIES B 3.472% 03/15/22		03/15/2022	Maturity		745,000	745,000	745,000	745,000	0	0	0	0	0	745,000	0	0	0	12,933	03/15/2022	1.F FE
37610L-AH-0	GOVERNMENT NATIONAL MORTGAGE SERIES 2006-29 CLASS SH 6.201% 06/20/36		03/20/2022	Paydown		0	0	389	389	0	(389)	0	(389)	0	0	0	0	0	360	06/20/2036	1.A
38373A-UX-2	GOVERNMENT NATIONAL MORTGAGE SERIES 2009-68 CLASS PS 6.469% 11/16/38		03/16/2022	Paydown		0	0	2,523	2,523	0	(2,523)	0	(2,523)	0	0	0	0	0	1,251	11/16/2038	1.A
45506D-WT-8	INDIANA ST FIN AUTH REVENUE SERIES A 2.816% 07/01/27		03/17/2022	BARCLAYS CAPITAL		290,432	290,000	290,000	290,000	0	0	0	0	0	290,000	0	432	432	5,898	07/01/2027	1.B FE
48542R-SV-7	KANSAS ST DEV FIN AUTH REVENUE SERIES K 2.774% 05/01/51		03/17/2022	BARCLAYS CAPITAL		3,072,174	3,680,000	3,638,849	3,639,154	0	301	0	301	0	3,639,455	0	(567,280)	(567,280)	39,699	05/01/2051	1.D FE
495290-EE-4	KING CNTY WA SWR REVENUE SERIES A 2.841% 07/01/47		03/17/2022	BARCLAYS CAPITAL		2,046,672	2,400,000	2,400,000	2,400,000	0	0	0	0	0	2,400,000	0	(353,328)	(353,328)	41,857	07/01/2047	1.B FE
64972E-06-3	NEW YORK CITY NY HSG DEV CORP SERIES J 2.878% 11/01/41		03/17/2022	BARCLAYS CAPITAL		1,506,383	1,750,000	1,750,000	1,750,000	0	0	0	0	0	1,750,000	0	(243,618)	(243,618)	20,286	11/01/2041	1.C FE
658203-22-3	NORTH CAROLINA ST MUNI PWIR AGY 3.340% 01/01/22		01/01/2022	Maturity		1,760,000	1,760,000	1,760,000	1,760,000	0	0	0	0	0	1,760,000	0	0	0	29,392	01/01/2022	1.F FE
67908P-BR-6	OKLAHOMA ST CAPITOL IMPT AUTH SERIES A 2.900% 07/01/42		03/17/2022	BARCLAYS CAPITAL		1,002,264	1,235,000	1,235,000	1,235,000	0	0	0	0	0	1,235,000	0	(232,736)	(232,736)	12,237	07/01/2042	1.D FE
68189T-BA-3	OMAHA NE SPL OBLG 6.400% 02/01/26		03/17/2022	CITI GROUP		977,031	920,000	992,060	980,715	0	9,327	0	9,327	0	990,042	0	(13,011)	(13,011)	37,618	02/01/2026	1.D FE
68189T-BA-3	OMAHA NE SPL OBLG 6.400% 02/01/26		02/01/2022	Call	100,000	270,000	270,000	291,148	287,819	0	(845)	0	(845)	0	286,974	0	(16,974)	(16,974)	8,640	02/01/2026	1.D FE

EO5.40

STATEMENT AS OF MARCH 31, 2022 OF THE VOYA RETIREMENT INSURANCE AND ANNUITY COMPANY

SCHEDULE D - PART 4

Show All Long-Term Bonds and Stock Sold, Redeemed or Otherwise Disposed of During the Current Quarter

1	2	3	4	5	6	7	8	9	10	Change In Book/Adjusted Carrying Value					16	17	18	19	20	21	22
										11	12	13	14	15							
CUSIP Identification	Description	Foreign	Disposal Date	Name of Purchaser	Number of Shares of Stock	Consideration	Par Value	Actual Cost	Prior Year Book/Adjusted Carrying Value	Unrealized Valuation Increase/(Decrease)	Current Year's (Amortization)/Accretion	Current Year's Other Than Temporary Impairment Recognized	Total Change in Book/Adjusted Carrying Value (11 + 12 - 13)	Total Foreign Exchange Change in Book /Adjusted Carrying Value	Book/Adjusted Carrying Value at Disposal Date	Foreign Exchange Gain (Loss) on Disposal	Realized Gain (Loss) on Disposal	Total Gain (Loss) on Disposal	Bond Interest/Stock Dividends Received During Year	Stated Contractual Maturity Date	NAIC Designation, NAIC Designation Modifier and SVO Administrative Symbol
69848A-AA-6	PAINHANDLE TX ECON DEV CORP LEA 3.985% 07/15/48		01/15/2022	Redemption 100.0000		17,764	17,764	17,403	17,399	0	365	0	365	0	17,764	0	0	0	354	07/15/2048	1.E FE
717893-U3-3	PHILADELPHIA PA WTR & WSTWTR SERIES B 2.926% 07/01/45		03/17/2022	RBC CAPITAL MARKETS		2,029,032	2,400,000	2,429,028	2,428,168	0	(634)	0	(634)	0	2,427,534	0	(398,502)	(398,502)	50,912	07/01/2045	1.E FE
744434-CW-9	PUBLIC PIIR GENERATION AGY NE R 7.242% 01/01/41		01/01/2022	Call 100.0000		125,000	125,000	144,826	143,727	0	0	0	0	0	143,727	0	(18,727)	(18,727)	4,526	01/01/2041	1.G FE
89546R-TF-1	TRI CNTY OR MET TRANSPRTN DIST SERIES B 2.856% 09/01/41		03/17/2022	BARCLAYS CAPITAL		1,502,307	1,700,000	1,711,305	1,711,109	0	(241)	0	(241)	0	1,710,868	0	(208,561)	(208,561)	19,421	09/01/2041	1.A FE
914072-J8-7	UNIV OF ARKANSAS AR UNIV REVEN SERIES B 2.716% 09/15/27		03/17/2022	BARCLAYS CAPITAL		420,722	420,000	420,000	420,000	0	0	0	0	0	420,000	0	722	722	5,894	09/15/2027	1.C FE
915137-SE-9	UNIV OF TEXAS TX SERIES D 5.094% 08/15/30		03/17/2022	BARCLAYS CAPITAL		1,433,023	1,260,000	1,462,972	1,439,690	0	(5,258)	0	(5,258)	0	1,434,706	0	(1,408)	(1,408)	38,511	08/15/2030	1.A FE
915137-ST-6	UNIV OF TEXAS TX SERIES C 4.644% 08/15/30		03/17/2022	BARCLAYS CAPITAL		228,908	210,000	239,608	236,352	0	(746)	0	(746)	0	235,606	0	(6,698)	(6,698)	5,851	08/15/2030	1.A FE
955525-CS-7	WEST RANKIN MS UTIL AUTH REVEN 2.916% 01/01/48		03/17/2022	BARCLAYS CAPITAL		1,980,713	2,395,000	2,400,730	2,400,500	0	(179)	0	(179)	0	2,400,321	0	(419,608)	(419,608)	37,441	01/01/2048	1.C FE
0909999999 Subtotal - Bonds - U.S. Special Revenues						135,331,502	136,733,183	189,953,085	183,707,828	0	(52,080,095)	0	(52,080,095)	0	138,355,221	0	(3,023,443)	(3,023,443)	4,518,663	XXX	XXX
BIN1L7-XN-8	CEV NEVADA VIRGINIA FINANCING 3.770% 12/31/46		01/25/2022	Tax Free Exchange		2,816,007	2,816,007	2,816,007	2,816,007	0	0	0	0	0	2,816,007	0	0	0	7,372	12/31/2046	2.B Z
BIN1L7-XM-0	CEV NEVADA VIRGINIA FINANCING 3.770% 12/31/46		01/25/2022	Tax Free Exchange		1,326,979	1,326,979	1,326,979	1,326,979	0	0	0	0	0	1,326,979	0	0	0	3,474	12/31/2046	2.B Z
00075W-AP-4	ASSET BACKED FUNDING CERTIFIC SERIES 2006-HE1 CLASS A2B 0.567% 01/25/37		03/25/2022	Paydown		155,278	155,278	94,449	94,449	0	60,829	0	60,829	0	155,278	0	0	0	56	01/25/2037	1.D FM
001768-AA-4	AMF FLORENCE LLC 3.210% 12/31/35		03/31/2022	Redemption 100.0000		167,339	167,339	167,339	167,339	0	0	0	0	0	167,339	0	0	0	1,343	12/31/2035	2.C PL
00229*-AA-3	AP TUNDRA HOLDINGS LLC 4.750% 02/15/42		02/15/2022	HSBC SECURITIES USA INC.		211,519	211,519	211,519	211,519	0	0	0	0	0	211,519	0	0	0	5,024	02/15/2042	2.A PL
002824-BF-6	ABBOTT LABORATORIES 3.750% 11/30/26		03/21/2022	Various		1,176,172	1,130,000	1,121,593	1,125,484	0	190	0	190	0	1,125,674	0	50,498	50,498	13,301	11/30/2026	1.E FE
002824-BH-2	ABBOTT LABORATORIES 4.900% 11/30/46		03/17/2022	Various		7,552,011	6,135,000	7,743,915	0	0	(4,883)	0	(4,883)	0	7,739,032	0	(187,021)	(187,021)	92,690	11/30/2046	1.E FE
00287Y-AV-1	ABBVIE INC 4.300% 05/14/36		03/17/2022	Various		1,536,482	1,386,000	1,568,813	1,554,245	0	(690)	0	(690)	0	1,553,555	0	(17,073)	(17,073)	14,343	05/14/2036	2.B FE
00440E-AV-9	ACE INA HOLDINGS 3.350% 05/03/26		03/16/2022	BARCLAYS CAPITAL		559,900	550,000	548,312	549,230	0	35	0	35	0	549,265	0	10,635	10,635	6,909	05/03/2026	1.F FE
007036-QE-9	ADJUSTABLE RATE MORTGAGE TRUST SERIES 2005-8 CLASS 2A21 2.802% 11/25/35		03/01/2022	Paydown		8,828	8,828	6,354	6,354	0	2,475	0	2,475	0	8,828	0	0	0	39	11/25/2035	1.D FM
00802*-AA-4	AEROSTAR AIRPORT HOLDINGS LLC 5.750% 03/22/35		03/22/2022	Various		258,392	258,392	258,152	258,152	0	241	0	241	0	258,392	0	0	0	7,429	03/22/2035	3.A FE
01126*-AA-1	ALAMO 6 LLC 4.170% 03/31/42		03/31/2022	Various		84,426	84,426	84,426	84,426	0	0	0	0	0	84,426	0	0	0	1,760	03/31/2042	2.C
01166V-AA-7	ALASKA AIRLINES 2020 TR SERIES 144A 4.800% 08/15/27		02/15/2022	Redemption 100.0000		254,762	254,762	254,762	254,762	0	0	0	0	0	254,762	0	0	0	6,114	08/15/2027	1.G FE
01185*-AA-3	ALASKA VENTURES LLC 4.670% 06/30/33		03/31/2022	Various		381,218	381,218	381,218	381,218	0	0	0	0	0	381,218	0	0	0	4,451	06/30/2033	2.C PL
017154-AG-0	ALLEGANY PARK CLO LTD SERIES 2019-1A CLASS C 144A 2.804% 01/20/33		02/15/2022	Paydown		2,500,000	2,500,000	2,500,000	2,500,000	0	0	0	0	0	2,500,000	0	0	0	22,195	01/20/2033	1.F FE
01959L-AE-2	ALLINA HEALTH SYSTEM SERIES 2021 2.902% 11/15/51		03/17/2022	RBC CAPITAL MARKETS		1,382,794	1,630,000	1,630,000	1,630,000	0	0	0	0	0	1,630,000	0	(247,206)	(247,206)	17,213	11/15/2051	1.D FE
02079K-AE-7	ALPHABET INC 1.900% 08/15/40		03/17/2022	JANE STREET CAPITAL		102,815	125,000	124,449	124,482	0	5	0	5	0	124,487	0	(21,672)	(21,672)	1,425	08/15/2040	1.C FE
02079K-AF-4	ALPHABET INC 2.050% 08/15/50		03/17/2022	JANE STREET CAPITAL		59,679	75,000	74,366	74,388	0	3	0	3	0	74,392	0	(14,713)	(14,713)	923	08/15/2050	1.C FE
02147F-AQ-9	COUNTRYWIDE ALTERNATIVE LOAN T SERIES 2006-18CB CLASS A6 26.774% 07/25/36		03/25/2022	Paydown		17,753	22,481	13,262	13,262	0	4,491	0	4,491	0	17,753	0	0	0	1,240	07/25/2036	1.D FM
02147P-AZ-7	COUNTRYWIDE ALTERNATIVE LOAN SERIES 2006-29T1 CLASS 2A16 0.907% 10/25/36		03/25/2022	Paydown		6,256	6,256	2,580	2,580	0	3,676	0	3,676	0	6,256	0	0	0	4	10/25/2036	1.D FM
02147R-AF-7	COUNTRYWIDE ALTERNATIVE LOAN T SERIES 2006-23CB CLASS 1A6 6.000% 08/25/36		03/01/2022	Paydown		13,130	13,121	10,389	10,389	0	2,742	0	2,742	0	13,130	0	0	0	127	08/25/2036	1.D FM
02147R-AT-7	COUNTRYWIDE ALTERNATIVE LOAN T SERIES 2006-23CB CLASS 2A6 26.574% 08/25/36		03/25/2022	Paydown		844	1,024	590	590	0	254	0	254	0	844	0	0	0	68	08/25/2036	1.D FM
02147W-AN-9	COUNTRYWIDE ALTERNATIVE LOAN T SERIES 2006-26CB CLASS A13 6.243% 09/25/36		03/25/2022	Paydown		0	0	742	742	0	(742)	0	(742)	0	0	0	0	0	738	09/25/2036	6. FE

E05.41

STATEMENT AS OF MARCH 31, 2022 OF THE VOYA RETIREMENT INSURANCE AND ANNUITY COMPANY

SCHEDULE D - PART 4

Show All Long-Term Bonds and Stock Sold, Redeemed or Otherwise Disposed of During the Current Quarter

1	2	3	4	5	6	7	8	9	10	Change In Book/Adjusted Carrying Value					16	17	18	19	20	21	22
										11	12	13	14	15							
CUSIP Identification	Description	Foreign	Disposal Date	Name of Purchaser	Number of Shares of Stock	Consideration	Par Value	Actual Cost	Prior Year Book/Adjusted Carrying Value	Unrealized Valuation Increase/(Decrease)	Current Year's (Amortization)/Accretion	Current Year's Other Than Temporary Impairment Recognized	Total Change in Book/Adjusted Carrying Value (11 + 12 - 13)	Total Foreign Exchange Change in Book /Adjusted Carrying Value	Book/Adjusted Carrying Value at Disposal Date	Foreign Exchange Gain (Loss) on Disposal	Realized Gain (Loss) on Disposal	Total Gain (Loss) on Disposal	Bond Interest/Stock Dividends Received During Year	Stated Contractual Maturity Date	NAIC Designation, NAIC Designation Modifier and SVO Administrative Symbol
02151B-AR-9	COUNTRYWIDE ALTERNATIVE LOAN SERIES 2007-22 CLASS 2A1 0.857% 09/25/37		03/25/2022	Paydown		34,179	29,403	4,450	4,450	0	29,729	0	29,729	0	34,179	0	0	0	37	09/25/2037	1.D FM
02151E-AC-6	COUNTRYWIDE ALTERNATIVE LOAN T SERIES 2007-23CB CLASS A3 0.957% 09/25/37		03/25/2022	Paydown		18,627	18,993	5,974	5,974	0	12,652	0	12,652	0	18,627	0	0	0	21	09/25/2037	1.D FM
02151E-AR-3	COUNTRYWIDE ALTERNATIVE LOAN T SERIES 2007-23CB CLASS A7 0.857% 09/25/37		03/25/2022	Paydown		34,443	35,122	10,513	10,513	0	23,930	0	23,930	0	34,443	0	0	0	33	09/25/2037	1.D FM
02151E-AS-1	COUNTRYWIDE ALTERNATIVE LOAN T SERIES 2007-23CB CLASS A8 26.574% 09/25/37		03/25/2022	Paydown		1,541	1,571	740	740	0	800	0	800	0	1,541	0	0	0	80	09/25/2037	1.D FM
02151F-AG-4	COUNTRYWIDE ALTERNATIVE LOAN SERIES 2007-21CB CLASS 2A1 0.857% 09/25/37		03/25/2022	Paydown		19,287	17,452	4,120	4,120	0	15,168	0	15,168	0	19,287	0	0	0	11	09/25/2037	1.D FM
02151G-AA-5	COUNTRYWIDE ALTERNATIVE LOAN T SERIES 2007-24 CLASS A1 1.007% 10/25/37		02/25/2022	Paydown		9,160	7,611	1,132	1,132	0	8,028	0	8,028	0	9,160	0	0	0	10	10/25/2037	1.D FM
02151G-AD-9	COUNTRYWIDE ALTERNATIVE LOAN T SERIES 2007 24 CLASS A4 1.157% 10/25/37		02/25/2022	Paydown		9,160	7,611	1,199	1,199	0	7,961	0	7,961	0	9,160	0	0	0	13	10/25/2037	1.D FM
023135-BF-2	AMAZON COM INC SERIES #1 3.875% 08/22/37		03/17/2022	JANE STREET CAPITAL		268,363	250,000	317,930	313,533	0	(783)	0	(783)	0	312,750	0	(44,388)	(44,388)	5,624	08/22/2037	1.E FE
023135-BT-2	AMAZON COM INC 2.500% 06/03/50		03/17/2022	JANE STREET CAPITAL		84,589	100,000	88,856	89,051	0	53	0	53	0	89,104	0	(4,515)	(4,515)	750	06/03/2050	1.D FE
023135-CA-2	AMAZON COM INC 2.875% 05/12/41		03/17/2022	Various		5,127,345	5,500,000	5,212,115	498,160	0	917	0	917	0	5,213,077	0	(85,732)	(85,732)	54,505	05/12/2041	1.D FE
02343U-AG-0	AMCOR FINANCE USA INC 3.625% 04/28/26		03/16/2022	BARCLAYS CAPITAL		1,538,880	1,500,000	1,499,759	1,499,821	0	13	0	13	0	1,499,834	0	39,046	39,046	21,146	04/28/2026	2.B FE
023761-AA-7	AMER AIRLINE 17 1 AA PTT SERIES AA 3.650% 02/15/29		02/15/2022	Redemption	100.0000	21,541	21,541	19,730	19,885	0	1,656	0	1,656	0	21,541	0	0	0	393	02/15/2029	2.A FE
02376U-AA-3	AMERICAN AIRLINES INC SERIES AA 3.575% 01/15/28		02/18/2022	DIRECT		0	0	0	0	0	0	0	0	0	0	0	0	0	0	01/15/2028	2.A FE
02376U-AA-3	AMERICAN AIRLINES INC SERIES AA 3.575% 01/15/28		01/15/2022	Redemption	100.0000	5,438	5,438	4,817	4,818	0	620	0	620	0	5,438	0	0	0	97	01/15/2028	2.A FE
02377B-AB-2	AMER AIRLN 15-2 B PTT 3.600% 09/22/27		03/22/2022	Redemption	100.0000	134,923	134,923	127,500	127,704	0	7,219	0	7,219	0	134,923	0	0	0	2,429	09/22/2027	2.A FE
02377L-AA-2	AMER AIRLINE 19 1AA PTT SERIES AA 3.150% 02/15/32		02/18/2022	Various	100.0000	0	0	0	0	0	0	0	0	0	0	0	0	0	0	02/15/2032	2.A FE
02377L-AA-2	AMER AIRLINE 19 1AA PTT SERIES AA 3.150% 02/15/32		02/15/2022	Redemption	100.0000	72,853	72,853	64,499	64,499	0	8,355	0	8,355	0	72,853	0	0	0	1,147	02/15/2032	2.A FE
02378L-AA-1	AMERICAN AIRLINES 2017-1 5.180% 08/15/23		02/15/2022	Various		1,390,518	1,390,518	1,352,684	1,352,684	0	37,834	0	37,834	0	1,390,518	0	0	0	36,014	08/15/2023	3.A PL
02660T-EL-3	AMERICAN HOME MORTGAGE INVESTM SERIES 2005 2 CLASS 1A2 1.157% 09/25/45		02/25/2022	Paydown		2,516	2,516	1,727	1,727	0	789	0	789	0	2,516	0	0	0	2	09/25/2045	2.B FM
02660T-EL-3	AMERICAN HOME MORTGAGE INVESTM SERIES 2005 2 CLASS 1A2 1.157% 09/25/45		03/25/2022	Paydown		1,072	3,424	2,350	2,350	0	(1,278)	0	(1,278)	0	1,072	0	0	0	7	09/25/2045	3.B FM
026874-DC-8	AMERICAN INTL GROUP 3.875% 01/15/35		03/17/2022	JANE STREET CAPITAL		125,084	125,000	114,808	116,106	0	110	0	110	0	116,216	0	8,868	8,868	3,310	01/15/2035	2.B FE
03072S-LU-7	AMERISOURCEBERGEN CORP 2.700% 03/15/31		03/01/2022	Paydown		3,392	3,392	64,420	64,404	0	(61,012)	0	(61,012)	0	3,392	0	0	0	38	12/25/2033	1.A FM
03073E-AT-2	AMERISOURCEBERGEN CORP 2.700% 03/15/31		02/07/2022	JP MORGAN CHASE		8,789,784	9,110,000	9,088,774	9,091,110	0	(769)	0	(769)	0	9,090,341	0	(300,557)	(300,557)	98,388	03/15/2031	2.A FE
031162-CR-9	AMGEN INC 3.150% 02/21/40		03/17/2022	JANE STREET CAPITAL		137,858	150,000	169,899	168,679	0	(186)	0	(186)	0	168,493	0	(30,636)	(30,636)	2,756	02/21/2040	2.A FE
032095-AJ-0	AMPHENOL CORP 2.800% 02/15/30		03/17/2022	JP MORGAN CHASE		1,780,477	1,850,000	1,773,188	1,787,913	0	1,449	0	1,449	0	1,789,361	0	(8,884)	(8,884)	31,080	02/15/2030	2.A FE
037833-AL-4	APPLE INC 3.850% 05/04/43		03/17/2022	Various		6,915,066	6,600,000	6,593,690	6,599,021	0	(91)	0	(91)	0	6,598,930	0	316,136	316,136	82,796	05/04/2043	1.B FE
037833-BG-4	APPLE INC 3.200% 05/13/25		03/09/2022	BANK OF NEW YORK		512,825	500,000	498,260	499,351	0	35	0	35	0	499,386	0	13,439	13,439	5,244	05/13/2025	1.B FE
037833-BX-7	APPLE INC 4.650% 02/23/46		03/17/2022	JANE STREET CAPITAL		88,526	75,000	109,952	108,437	0	(233)	0	(233)	0	108,204	0	(19,678)	(19,678)	2,015	02/23/2046	1.B FE
037833-CD-0	APPLE INC 3.850% 08/04/46		03/17/2022	JANE STREET CAPITAL		157,184	150,000	194,441	192,561	0	(287)	0	(287)	0	192,275	0	(35,091)	(35,091)	3,641	08/04/2046	1.B FE
037833-CH-1	APPLE INC 4.250% 02/09/47		03/17/2022	JANE STREET CAPITAL		220,782	200,000	273,722	270,752	0	(515)	0	(515)	0	270,237	0	(49,455)	(49,455)	5,242	02/09/2047	1.B FE
037833-DW-7	APPLE INC 2.650% 05/11/50		03/17/2022	JANE STREET CAPITAL		130,547	150,000	164,282	163,797	0	(103)	0	(103)	0	163,694	0	(33,148)	(33,148)	1,435	05/11/2050	1.B FE
037833-EE-6	APPLE INC 2.375% 02/08/41		03/18/2022	BARCLAYS CAPITAL		2,165,325	2,500,000	2,186,300	0	0	695	0	695	0	2,186,995	0	(21,670)	(21,670)	7,257	02/08/2041	1.B FE
038222-AK-1	APPLIED MATERIALS INC 5.100% 10/01/35		03/17/2022	JANE STREET CAPITAL		119,008	100,000	99,663	99,736	0	3	0	3	0	99,739	0	19,269	19,269	2,408	10/01/2035	1.F FE
038370-AA-0	AQUA FINANCE TRUST SERIES 2019-A CLASS A 144A 3.140% 07/16/40		03/15/2022	GOLDMAN SACHS & CO.		1,375,722	1,384,320	1,384,247	1,384,247	0	(11)	0	(11)	0	1,384,235	0	(8,513)	(8,513)	11,108	07/16/2040	1.F FE
038370-AA-0	AQUA FINANCE TRUST SERIES 2019-A CLASS A 144A 3.140% 07/16/40		03/15/2022	Paydown		287,297	287,297	287,282	287,282	0	15	0	15	0	287,297	0	0	0	1,492	07/16/2040	1.F FE

E05.42

STATEMENT AS OF MARCH 31, 2022 OF THE VOYA RETIREMENT INSURANCE AND ANNUITY COMPANY

SCHEDULE D - PART 4

Show All Long-Term Bonds and Stock Sold, Redeemed or Otherwise Disposed of During the Current Quarter

1	2	3	4	5	6	7	8	9	10	Change In Book/Adjusted Carrying Value					16	17	18	19	20	21	22
										11	12	13	14	15							
CUSIP Identification	Description	Foreign	Disposal Date	Name of Purchaser	Number of Shares of Stock	Consideration	Par Value	Actual Cost	Prior Year Book/ Adjusted Carrying Value	Unrealized Valuation Increase/ (Decrease)	Current Year's (Amortization)/ Accretion	Current Year's Other Than Temporary Impairment Recognized	Total Change in Book/ Adjusted Carrying Value (11 + 12 - 13)	Total Foreign Exchange Change in Book /Adjusted Carrying Value	Book/ Adjusted Carrying Value at Disposal Date	Foreign Exchange Gain (Loss) on Disposal	Realized Gain (Loss) on Disposal	Total Gain (Loss) on Disposal	Bond Interest/ Stock Dividends Received During Year	Stated Contractual Maturity Date	NAIC Designation, NAIC Designation Modifier and SVO Administrative Symbol
038779-AB-0	ARBYS FUNDING LLC SERIES 2020-1A CLASS A2 144A 3.237% 07/30/50		01/30/2022	Paydown		13,750	13,750	13,793	13,793	0	(43)	0	(43)	0	13,750	0	0	0	111	07/30/2050	2.C FE
039482-AC-8	ARCHER DANIELS MIDLAND C 2.700% 09/15/51		01/25/2022	JP MORGAN CHASE		946,830	1,000,000	984,790	984,893	0	24	0	24	0	984,917	0	(38,087)	(38,087)	10,275	09/15/2051	1.F FE
04002R-AA-8	AREIT CRE TRUST SERIES 2020-CRE4 144A 2.784% 04/15/37		01/16/2022	Paydown		233,259	233,259	235,076	235,076	0	(1,817)	0	(1,817)	0	233,259	0	0	0	579	04/15/2037	1.A FE
042858-AC-4	ARROYO MORTGAGE TRUST SERIES 2019-2 CLASS A3 144A 3.800% 04/25/49		03/01/2022	Paydown		217,461	217,461	202,569	202,569	0	14,892	0	14,892	0	217,461	0	0	0	1,365	04/25/2049	1.A
04621X-AJ-7	ASSURANT INC 4.900% 03/27/28		01/24/2022	JP MORGAN CHASE		6,733,235	5,998,000	6,740,873	6,627,300	0	(7,007)	0	(7,007)	0	6,620,292	0	112,942	112,942	97,151	03/27/2028	2.B FE
04621X-AM-0	ASSURANT INC 3.700% 02/22/30		03/14/2022	Various		5,746,480	5,800,000	6,201,068	6,157,723	0	(7,746)	0	(7,746)	0	6,149,977	0	(403,497)	(403,497)	116,982	02/22/2030	2.B FE
04621X-AN-8	ASSURANT INC 2.650% 01/15/32		02/25/2022	JANE STREET CAPITAL		8,198,370	9,000,000	8,985,780	8,986,562	0	202	0	202	0	8,986,763	0	(788,393)	(788,393)	170,263	01/15/2032	2.C FE
04774#-AA-0	ATLANTIC CITY ELECTRIC CO STADIUM CO LLC 3.590% 09/01/42		03/01/2022	Various		151,535	151,535	151,535	151,535	0	0	0	0	0	151,535	0	0	0	2,720	09/01/2042	2.B PL
04774#-AB-8	ATLANTIC CITY ELECTRIC CO STADIUM CO LLC 3.590% 09/01/42		03/01/2022	Various		106,796	106,796	106,796	106,796	0	0	0	0	0	106,796	0	0	0	1,917	09/01/2042	2.B PL
05330K-AA-4	AUTO METRO PUERTO RICO METROPOLITANAS 7.500% 12/31/38		03/31/2022	Various		17,000	17,000	17,000	17,000	0	0	0	0	0	17,000	0	0	0	319	12/31/2038	2.C FE
05330K-AA-3	AUTO METRO PUERTO RICO SERIES 144A 6.750% 06/30/35		03/31/2022	Various		169,000	169,000	168,505	168,505	0	495	0	495	0	169,000	0	0	0	2,852	06/30/2035	2.C FE
05566B-AA-1	BURLINGTN NO SF 05 3 TR 4.830% 01/15/23		01/15/2022	Redemption	100.0000	334,175	334,175	334,175	334,175	0	0	0	0	0	334,175	0	0	0	8,125	01/15/2023	1.B FE
05607Q-AU-2	BX TRUST SERIES 2020-BXLP CLASS E 144A 1.997% 12/15/36		02/15/2022	Paydown		6,680,328	6,680,328	6,676,432	6,676,430	0	3,898	0	3,898	0	6,680,328	0	0	0	19,501	12/15/2036	1.A
05609R-AJ-3	BX TRUST SERIES 2021-BXMF CLASS C 144A 1.588% 10/15/26		03/15/2022	WACHOVIA		963,125	1,000,000	991,839	991,839	0	2,944	0	2,944	0	994,783	0	(31,658)	(31,658)	3,401	10/15/2026	1.A
05723K-AE-0	BAKER HUGHES LLC CO OBL SERIES WI 3.337% 12/15/27		03/14/2022	JANE STREET CAPITAL		2,987,490	3,000,000	3,000,000	3,000,000	0	0	0	0	0	3,000,000	0	(12,510)	(12,510)	25,028	12/15/2027	1.G FE
058927-AB-0	BANC OF AMERICA FUNDING CORPO SERIES 2006-A CLASS 1A2 2.606% 02/20/36		03/01/2022	Paydown		7,395	1,277	215	215	0	7,180	0	7,180	0	7,395	0	0	0	64	02/20/2036	1.D FM
058496-BV-0	BANC OF AMERICA ALTERNATIVE LO SERIES 2007-1 CLASS 4A1 4.796% 04/25/37		03/01/2022	Paydown		4,314	4,319	4,028	4,028	0	286	0	286	0	4,314	0	0	0	29	04/25/2037	1.D FM
05849A-ZG-8	BANC OF AMERICA MORTGAGE SECUR SERIES 2004-L CLASS 4A1 2.297% 01/25/35		03/01/2022	Paydown		3,102	3,102	3,071	3,071	0	31	0	31	0	3,102	0	0	0	10	01/25/2035	1.A FM
05849C-CE-4	BANC OF AMERICA MORTGAGE SECUR SERIES 2005-F CLASS 4A1 3.466% 07/25/35		03/01/2022	Paydown		2,989	2,989	2,963	2,963	0	26	0	26	0	2,989	0	0	0	19	07/25/2035	1.A FM
05849C-EK-8	BANC OF AMERICA MORTGAGE SECUR SERIES 2005-G CLASS 3A2 2.372% 08/25/35		03/01/2022	Paydown		539	539	391	391	0	148	0	148	0	539	0	0	0	2	08/25/2035	1.A FM
05849C-GD-2	BANC OF AMERICA MORTGAGE SECUR SERIES 2005-H CLASS 4A1 2.340% 09/25/35		03/01/2022	Paydown		44,136	44,136	44,001	44,001	0	135	0	135	0	44,136	0	0	0	87	09/25/2035	1.A FM
05850A-AU-0	BANC OF AMERICA ALTERNATIVE LO SERIES 2006-4 CLASS 4CB1 6.500% 05/25/46		03/01/2022	Paydown		11,145	11,967	12,474	12,474	0	(1,329)	0	(1,329)	0	11,145	0	0	0	166	05/25/2046	4.B FM
05850F-AC-9	BANC OF AMERICA FUNDING CORP SERIES 2006-4 CLASS A3 0.957% 07/25/36		03/25/2022	Paydown		597	1,301	334	334	0	263	0	263	0	597	0	0	0	1	07/25/2036	1.D FM
05851G-BE-1	BANC OF AMERICA FUNDING CORP SERIES 2007-2 CLASS 1A16 1.057% 03/25/37		03/25/2022	Paydown		1,161	2,359	1,871	1,871	0	(710)	0	(710)	0	1,161	0	0	0	3	03/25/2037	1.D FM
05851G-BE-1	BANC OF AMERICA FUNDING CORP SERIES 2007-2 CLASS 1A16 1.057% 03/25/37		03/25/2022	Paydown		2,322	4,717	4,222	4,222	0	(1,899)	0	(1,899)	0	2,322	0	0	0	6	03/25/2037	4.B FM
05851G-BG-6	BANC OF AMERICA FUNDING CORP SERIES 2007-2 CLASS 1A18 1.057% 03/25/37		03/25/2022	Paydown		726	1,474	1,166	1,166	0	(440)	0	(440)	0	726	0	0	0	2	03/25/2037	1.D FM
05851V-AV-1	BANC OF AMERICA FUNDING CORP SERIES 2006-1 CLASS6A1 0.639% 10/20/46		03/20/2022	Paydown		2,038	2,034	1,759	1,759	0	279	0	279	0	2,038	0	0	0	2	10/20/2046	1.A FM
05853Y-AH-4	BANC OF AMERICA FUNDING CORP SERIES 2007-4 CLASS 1A1B 5.774% 05/25/37		03/01/2022	Paydown		3,866	3,862	3,464	3,464	0	401	0	401	0	3,866	0	0	0	26	05/25/2037	1.A FM
06051G-BM-0	BANC OF AMERICA FUNDING CORP SERIES 2004-2 CLASS 1CB1 5.750% 09/20/34		03/01/2022	Paydown		77,954	77,954	79,889	79,888	0	(1,934)	0	(1,934)	0	77,954	0	0	0	451	09/20/2034	1.A FM

E05.43

STATEMENT AS OF MARCH 31, 2022 OF THE VOYA RETIREMENT INSURANCE AND ANNUITY COMPANY

SCHEDULE D - PART 4

Show All Long-Term Bonds and Stock Sold, Redeemed or Otherwise Disposed of During the Current Quarter

1	2	3	4	5	6	7	8	9	10	Change In Book/Adjusted Carrying Value					16	17	18	19	20	21	22
										11	12	13	14	15							
CUSIP Identification	Description	For- eign	Disposal Date	Name of Purchaser	Number of Shares of Stock	Consid- eration	Par Value	Actual Cost	Prior Year Book/ Adjusted Carrying Value	Unrealized Valuation Increase/ (Decrease)	Current Year's (Amor- tization)/ Accretion	Current Year's Other Than Temporary Impairment Recogn- ized	Total Change in Book/ Adjusted Carrying Value (11 + 12 - 13)	Total Foreign Exchange Change in Book /Adjusted Carrying Value	Book/ Adjusted Carrying Value at Disposal Date	Foreign Exchange Gain (Loss) on Disposal	Realized Gain (Loss) on Disposal	Total Gain (Loss) on Disposal	Bond Interest/ Stock Dividends Received During Year	Stated Con- tractual Maturity Date	NAIC Desig- nation, NAIC Desig- nation Modifier and SVO Admini- strative Symbol
06051G-HJ-6	BANK OF AMERICA CORP SERIES MTN 4.078% 04/23/40		03/17/2022	JANE STREET CAPITAL		103,549	100,000	100,000	100,000	0	0	0	0	0	100,000	0	3,549	3,549	1,677	04/23/2040	1.F FE
06406H-CV-9	BANK OF NY MELLON CORP 3.400% 05/15/24		03/18/2022	Various		3,051,280	3,000,000	3,003,030	3,000,818	0	(41)	0	(41)	0	3,000,777	0	50,503	50,503	34,803	05/15/2024	1.F FE
06406R-AB-3	BANK OF NY MELLON CORP SERIES MTN 3.442% 02/07/28		03/18/2022	Various		4,079,620	4,000,000	4,000,000	4,000,000	0	0	0	0	0	4,000,000	0	79,620	79,620	84,855	02/07/2028	1.F FE
06541U-CB-0	BANK SERIES 2020-BN30 CLASS XA 1.329% 12/15/53		03/01/2022	Paydown		0	0	6,250	6,250	0	(6,250)	0	(6,250)	0	0	0	0	0	157	12/15/2053	1.A FE
06650A-AF-4	BANK SERIES 2017-BNKB CLASS XA 0.725% 11/15/50		03/01/2022	Paydown		0	0	1,520	1,520	0	(1,520)	0	(1,520)	0	0	0	0	0	55	11/15/2050	1.A FE
06654D-AG-2	BANNER HEALTH 2.907% 01/01/42		03/17/2022	RBC CAPITAL MARKETS		1,831,764	2,070,000	2,081,239	2,081,153	0	(95)	0	(95)	0	2,081,058	0	(249,295)	(249,295)	22,900	01/01/2042	1.D FE
06760B-AC-6	BABSON CLO LTD SERIES 2017-1A CLASS A2 144A 1.591% 07/18/29		03/17/2022	BANK OF AMERICA		1,972,720	2,000,000	2,000,000	2,000,000	0	0	0	0	0	2,000,000	0	(27,280)	(27,280)	13,006	07/18/2029	1.A FE
07330M-AB-3	BRANCH BANKING & TRUST 3.625% 09/16/25		03/21/2022	Various		5,085,050	5,000,000	4,996,650	4,998,616	0	79	0	79	0	4,998,695	0	86,355	86,355	94,149	09/16/2025	1.F FE
07378R-AB-5	BEAR STEARNS ASSET BACKED SEC SERIES 2007-AC4 CLASS A2 23.602% 02/25/37		03/25/2022	Paydown		19,848	20,739	16,681	16,681	0	3,167	0	3,167	0	19,848	0	0	0	575	02/25/2037	1.D FM
07378R-AQ-2	BEAR STEARNS ASSET BACKED SEC SERIES 2007-AC4 CLASS A5 6.743% 02/25/37		03/25/2022	Paydown		0	0	7,555	7,555	0	(7,555)	0	(7,555)	0	0	0	0	0	1,173	02/25/2037	5.C FE
07384M-YU-0	BEAR STEARNS ADJUSTABLE RATE SERIES 2003-7 CLASS 4AM 2.677% 10/25/33		03/01/2022	Paydown		155,239	155,239	155,239	155,239	0	0	0	0	0	155,239	0	0	0	685	10/25/2033	1.A FM
07384Y-NA-0	BEAR STEARNS ASSET BACKED SEC SERIES 2003-AC5 CLASS A5 5.250% 10/25/33		03/01/2022	Paydown		7,028	7,028	6,982	6,982	0	46	0	46	0	7,028	0	0	0	63	10/25/2033	1.A FM
07386V-AB-6	BEAR STEARNS ASSET BACKED SEC SERIES 2007-AC3 CLASS A2 5.643% 04/25/37		03/25/2022	Paydown		0	0	22,785	22,785	0	(22,785)	0	(22,785)	0	0	0	0	0	4,399	04/25/2037	6. FE
073879-4H-8	BEAR STEARNS ASSET BACKED SE SERIES 2005-AC9 CLASS A4 17.426% 12/25/35		03/25/2022	Paydown		20,454	20,454	13,343	13,343	0	7,110	0	7,110	0	20,454	0	0	0	311	12/25/2035	1.D FM
073879-T2-4	BEAR STEARNS ASSET BACKED SE SERIES 2005-AC7 CLASS A1 0.757% 10/25/35		03/25/2022	Paydown		42,331	42,331	32,453	32,453	0	9,878	0	9,878	0	42,331	0	0	0	35	10/25/2035	1.D FM
073879-WQ-7	BEAR STEARNS ASSET BACKED SE SERIES 2005-AC3 CLASS 2A1 5.250% 06/25/22		01/01/2022	Paydown		1,252	1,254	1,191	1,191	0	61	0	61	0	1,252	0	0	0	5	06/25/2022	6. FM
073879-Z2-7	BEAR STEARNS ASSET BACKED SE SERIES 2005-AC8 CLASS A1 0.787% 11/25/35		03/25/2022	Paydown		26,220	27,880	8,007	8,007	0	18,212	0	18,212	0	26,220	0	0	0	18	11/25/2035	1.D FM
07387U-CE-9	BEAR STEARNS ASSET BACKED SEC SERIES 2006-AC1 CLASS 1A1 6.250% 02/25/36		03/01/2022	Paydown		28,165	28,165	14,487	14,487	0	13,678	0	13,678	0	28,165	0	0	0	156	02/25/2036	1.D FM
07387U-GC-9	BEAR STEARNS ASSET BACKED SEC SERIES 2006-AC2 CLASS 1A2 23.490% 03/25/36		03/25/2022	Paydown		35,201	35,201	16,398	16,398	0	18,803	0	18,803	0	35,201	0	0	0	468	03/25/2036	1.D FM
07388B-AF-9	BEAR STEARNS ASSET BACKED SEC SERIES 2007-AC5 CLASS A6 6.093% 07/25/37		03/25/2022	Paydown		0	0	0	0	0	0	0	0	0	0	0	0	0	2,930	07/25/2037	6. FE
07388W-AB-2	BEAR STEARNS ASSET BACKED SE SERIES 2006-AC4 CLASS A2 33.583% 07/25/36		03/25/2022	Paydown		26,384	24,720	23,495	23,495	0	2,889	0	2,889	0	26,384	0	0	0	1,040	07/25/2036	1.D FM
073914-VY-6	BEAR STEARNS MORTGAGE SECURI SERIES 1997-6 CLASS X 1.896% 03/25/31		03/01/2022	Paydown		0	0	0	0	0	0	0	0	0	0	0	0	0	79	03/25/2031	1.A Z
07401N-AP-4	BEAR STEARNS MORTGAGE FUNDING SERIES 2006-ARS CLASS 2A1 0.647% 01/25/37		03/25/2022	Paydown		181,103	181,103	175,216	175,216	0	5,887	0	5,887	0	181,103	0	0	0	86	01/25/2037	1.A FM
08162R-AF-4	BENCHMARK MORTGAGE TRUST SERIES 2021-B23 CLASS XA 1.276% 02/15/54		03/01/2022	Paydown		0	0	3,138	3,138	0	(3,138)	0	(3,138)	0	0	0	0	0	76	02/15/2054	1.A FE
08162X-BJ-2	BENCHMARK MORTGAGE TRUST SERIES 2020-B20 CLASS XA 1.622% 10/15/53		03/01/2022	Paydown		0	0	3,571	3,571	0	(3,571)	0	(3,571)	0	0	0	0	0	98	10/15/2053	1.A FE
08163B-BF-7	BENCHMARK MORTGAGE TRUST SERIES 2020-B22 CLASS XA 1.519% 01/15/54		03/01/2022	Paydown		0	0	1,212	1,212	0	(1,212)	0	(1,212)	0	0	0	0	0	29	01/15/2054	1.A FE
08163C-BE-8	BENCHMARK MORTGAGE TRUST SERIES 2021-B24 CLASS XA 1.154% 03/15/54		03/01/2022	Paydown		0	0	849	849	0	(849)	0	(849)	0	0	0	0	0	21	03/15/2054	1.A FE
08163L-AL-3	BENCHMARK MORTGAGE TRUST SERIES 2020-B21 CLASS XA 1.456% 12/17/53		03/01/2022	Paydown		0	0	1,347	1,347	0	(1,347)	0	(1,347)	0	0	0	0	0	33	12/17/2053	1.A FE
084664-DA-6	BERKSHIRE HATHAWAY FIN 2.875% 03/15/32		03/18/2022	BARCLAYS CAPITAL		3,418,660	3,500,000	3,498,775	0	0	0	0	0	0	3,498,777	0	(80,117)	(80,117)	1,957	03/15/2032	1.C FE

E05.44

STATEMENT AS OF MARCH 31, 2022 OF THE VOYA RETIREMENT INSURANCE AND ANNUITY COMPANY

SCHEDULE D - PART 4

Show All Long-Term Bonds and Stock Sold, Redeemed or Otherwise Disposed of During the Current Quarter

1	2	3	4	5	6	7	8	9	10	Change In Book/Adjusted Carrying Value					16	17	18	19	20	21	22
										11	12	13	14	15							
CUSIP Identification	Description	For- eign	Disposal Date	Name of Purchaser	Number of Shares of Stock	Consid- eration	Par Value	Actual Cost	Prior Year Book/ Adjusted Carrying Value	Unrealized Valuation Increase/ (Decrease)	Current Year's (Amor- tization)/ Accretion	Current Year's Other Than Temporary Impairment Recogn- ized	Total Change in Book/ Adjusted Carrying Value (11 + 12 - 13)	Total Foreign Exchange Change in Book /Adjusted Carrying Value	Book/ Adjusted Carrying Value at Disposal Date	Foreign Exchange Gain (Loss) on Disposal	Realized Gain (Loss) on Disposal	Total Gain (Loss) on Disposal	Bond Interest/ Stock Dividends Received During Year	Stated Con- tractual Maturity Date	NAIC Desig- nation, NAIC Desig- nation Modifier and SVO Admini- strative Symbol
092113-AR-0	BLACK HILLS CORP 3.050% 10/15/29		03/17/2022	Various		1,452,045	1,500,000	1,492,400	1,492,400	.0	1,574	.0	1,574	.0	1,493,974	.0	(41,929)	(41,929)	19,825	10/15/2029	2.A FE
09247X-AL-5	BLACKROCK INC 3.500% 03/18/24		03/15/2022	BANK OF AMERICA		2,047,220	2,000,000	1,993,320	1,998,314	.0	155	.0	155	.0	1,998,468	.0	48,752	48,752	34,806	03/18/2024	1.D FE
09539*-AA-9	BLUE DOLPHIN FRAC LLC 4.650% 10/31/24		01/31/2022	Various		385,830	385,830	385,830	385,830	.0	.0	.0	.0	.0	385,830	.0	.0	.0	4,485	10/31/2024	1.G PL
097023-BP-9	BOEING CO 2.600% 10/30/25		03/17/2022	JANE STREET CAPITAL		293,448	300,000	292,797	296,997	.0	164	.0	164	.0	297,161	.0	(3,713)	(3,713)	3,055	10/30/2025	2.C FE
101137-AT-4	BOSTON SCIENTIFIC CORP 4.550% 03/01/39		03/17/2022	Various		11,171,600	10,339,000	12,914,119	12,763,165	.0	(24,126)	.0	(24,126)	.0	13,571,639	.0	(2,400,039)	(2,400,039)	1,088,720	03/01/2039	2.B FE
101137-AU-1	BOSTON SCIENTIFIC CORP 4.700% 03/01/49		03/17/2022	Call 110.3360		.90,476	82,000	112,060	111,051	.0	(184)	.0	(184)	.0	119,343	.0	(28,867)	(28,867)	10,574	03/01/2049	2.B FE
103730-AZ-3	BP CAP MARKETS AMERICA 3.588% 04/14/27		03/18/2022	Various		5,083,350	5,000,000	5,081,800	5,046,315	.0	(2,024)	.0	(2,024)	.0	5,044,290	.0	39,060	39,060	77,491	04/14/2027	1.F FE
105678-AA-0	BRAVES STADIUM COMPANY LLC 3.770% 09/30/41		03/30/2022	Redemption 100.0000		155,400	155,400	155,400	155,400	.0	.0	.0	.0	.0	155,400	.0	.0	.0	2,929	09/30/2041	2.C PL
110122-CQ-9	BRISTOL-MYERS SQUIBB CO SERIES W1 4.125% 06/15/39		03/17/2022	JANE STREET CAPITAL		187,453	175,000	231,747	228,016	.0	(578)	.0	(578)	.0	227,438	.0	(39,985)	(39,985)	1,925	06/15/2039	1.F FE
110122-DJ-4	BRISTOL-MYERS SQUIBB CO SERIES W1 5.000% 08/15/45		03/04/2022	Call 125.4210 MORGAN STANLEY & CO.		6,271,050	5,000,000	7,046,300	6,988,491	.0	(10,530)	.0	(10,530)	.0	8,249,010	.0	(1,977,960)	(1,977,960)	1,409,244	08/15/2045	1.F FE
110122-DS-4	BRISTOL-MYERS SQUIBB CO 2.550% 11/13/50		02/16/2022	INC.		40,277	49,000	46,835	46,839	.0	.7	.0	.7	.0	46,845	.0	(6,568)	(6,568)	330	11/13/2050	1.F FE
110122-DV-7	BRISTOL-MYERS SQUIBB CO 3.550% 03/15/42		02/25/2022	JANE STREET CAPITAL		1,002,540	1,000,000	996,580	996,580	.0	.0	.0	.0	.0	996,580	.0	5,960	5,960	.0	03/15/2042	1.F FE
110122-DW-5	BRISTOL-MYERS SQUIBB CO 3.700% 03/15/52		02/25/2022	JANE STREET CAPITAL		5,060,850	5,000,000	4,978,350	.0	.0	.0	.0	.0	4,978,350	.0	82,500	82,500	.0	03/15/2052	1.F FE	
11042C-AA-8	BRITISH AIR 21 1 A PPT SERIES 144A 2.900% 03/15/35		03/15/2022	Redemption 100.0000		2,415	2,415	2,415	2,415	.0	.0	.0	.0	.0	2,415	.0	.0	.0	18	03/15/2035	1.F FE
115637-AT-7	BROWN FORMAN CORP 4.000% 04/15/38		03/17/2022	JANE STREET CAPITAL		4,649,580	4,500,000	5,492,475	5,429,056	.0	(10,664)	.0	(10,664)	.0	5,418,392	.0	(768,812)	(768,812)	78,000	04/15/2038	1.G FE
12189L-AJ-0	BURLINGTON NORTH SANTA FE 4.400% 03/15/42		03/17/2022	JANE STREET CAPITAL		220,734	200,000	199,170	199,337	.0	.5	.0	.5	.0	199,341	.0	21,393	21,393	4,547	03/15/2042	1.D FE
12489W-QE-7	CREDIT-BASED ASSET SERVICING SERIES 05-CB8 CLASS AF3 3.191% 12/25/35		03/01/2022	Paydown		294,926	294,926	293,617	293,617	.0	1,309	.0	1,309	.0	294,926	.0	.0	.0	1,595	12/25/2035	1.A FM
125238-AA-9	CC TUGS LLC 6.400% 09/30/30		03/31/2022	Various		87,344	87,344	87,344	87,344	.0	.0	.0	.0	.0	87,344	.0	.0	.0	1,398	09/30/2030	3.B PL
12553X-AD-5	CIM TRUST SERIES 2018-INV1 CLASS A4 144A 4.000% 08/25/48		03/01/2022	Paydown		72,617	72,617	75,598	75,598	.0	(2,981)	.0	(2,981)	.0	72,617	.0	.0	.0	450	08/25/2048	1.A
12553X-AK-9	CIM TRUST SERIES 2018-INV1 CLASS A10 144 4.000% 08/25/48		03/01/2022	Paydown		635,397	635,397	618,032	618,032	.0	17,365	.0	17,365	.0	635,397	.0	.0	.0	3,938	08/25/2048	1.A
12553X-AP-8	CIM TRUST SERIES 2018-INV1 CLASS A14 144 4.000% 08/25/48		03/01/2022	Paydown		1,635,251	1,635,251	1,646,185	1,646,185	.0	(10,934)	.0	(10,934)	.0	1,635,251	.0	.0	.0	10,136	08/25/2048	1.A
12554C-BA-5	CIM TRUST SERIES 2018-J1 CLASS AX1 144A 0.188% 03/25/48		03/01/2022	Paydown		.0	.0	13,515	13,515	.0	(13,515)	.0	(13,515)	.0	.0	.0	.0	.0	1,655	03/25/2048	1.A FE
12554T-AC-5	CIM TRUST SERIES 2019-INV2 CLASS A3 4.000% 05/25/49		03/01/2022	Paydown		148,824	148,824	157,531	157,531	.0	(8,707)	.0	(8,707)	.0	148,824	.0	.0	.0	977	05/25/2049	1.A
12554T-AR-2	CIM TRUST SERIES 2019-INV2 CLASS A15 144 4.000% 05/25/49		03/01/2022	Paydown		53,577	53,577	52,986	52,986	.0	591	.0	591	.0	53,577	.0	.0	.0	352	05/25/2049	1.A
12555D-AA-3	CIM TRUST SERIES 2019-INV1 CLASS A1 144A 4.000% 02/25/49		03/01/2022	Paydown		280,504	280,504	294,940	294,940	.0	(14,435)	.0	(14,435)	.0	280,504	.0	.0	.0	1,935	02/25/2049	1.A
12555D-AR-6	CIM TRUST SERIES 2019-INV1 CLASS B1 144A 4.500% 02/25/49		03/01/2022	Paydown		20,458	20,458	19,753	19,753	.0	705	.0	705	.0	20,458	.0	.0	.0	153	02/25/2049	1.A
12556M-AB-0	CIM TRUST SERIES 2019-J1 CLASS 1A2 144A 3.500% 08/25/49		03/01/2022	Paydown		33,226	33,226	34,843	34,843	.0	(1,617)	.0	(1,617)	.0	33,226	.0	.0	.0	108	08/25/2049	1.A
12557L-AC-9	CIM TRUST SERIES 2019-INV3 144A 3.500% 08/25/49		03/01/2022	Paydown		103,932	103,932	106,436	106,436	.0	(2,504)	.0	(2,504)	.0	103,932	.0	.0	.0	545	08/25/2049	1.A
12557L-AQ-8	CIM TRUST SERIES 2019-INV3 CLASS A15 144 3.500% 08/25/49		03/01/2022	Paydown		44,176	44,176	44,803	44,803	.0	(627)	.0	(627)	.0	44,176	.0	.0	.0	232	08/25/2049	1.A
12558T-AE-7	CIM TRUST SERIES 2019-J2 CLASS A5 144A 3.500% 10/25/49		03/01/2022	Paydown		1,035,022	1,035,022	1,037,507	1,037,507	.0	(2,485)	.0	(2,485)	.0	1,035,022	.0	.0	.0	6,473	10/25/2049	1.A
12558T-AN-7	CIM TRUST SERIES 2019-J2 CLASS A13 144A 3.500% 10/25/49		03/01/2022	Paydown		334,226	334,226	336,269	336,269	.0	(2,043)	.0	(2,043)	.0	334,226	.0	.0	.0	2,090	10/25/2049	1.A
12560A-AB-0	CIM TRUST SERIES 2020-INV1 CLASS A2 144A 2.500% 04/25/50		03/01/2022	Paydown		193,088	193,088	202,855	202,855	.0	(9,767)	.0	(9,767)	.0	193,088	.0	.0	.0	784	04/25/2050	1.A
12560A-AN-4	CIM TRUST SERIES 2020-INV1 CLASS A13 144 3.000% 04/25/50		03/01/2022	Paydown		241,360	241,360	254,550	254,550	.0	(13,190)	.0	(13,190)	.0	241,360	.0	.0	.0	1,175	04/25/2050	1.A

E05.45

STATEMENT AS OF MARCH 31, 2022 OF THE VOYA RETIREMENT INSURANCE AND ANNUITY COMPANY

SCHEDULE D - PART 4

Show All Long-Term Bonds and Stock Sold, Redeemed or Otherwise Disposed of During the Current Quarter

1	2	3	4	5	6	7	8	9	10	Change In Book/Adjusted Carrying Value					16	17	18	19	20	21	22
										11	12	13	14	15							
CUSIP Identification	Description	For- eign	Disposal Date	Name of Purchaser	Number of Shares of Stock	Consid- eration	Par Value	Actual Cost	Prior Year Book/ Adjusted Carrying Value	Unrealized Valuation Increase/ (Decrease)	Current Year's (Amor- tization)/ Accretion	Current Year's Other Than Temporary Impairment Recogn- ized	Total Change in Book/ Adjusted Carrying Value (11 + 12 - 13)	Total Foreign Exchange Change in Book /Adjusted Carrying Value	Book/ Adjusted Carrying Value at Disposal Date	Foreign Exchange Gain (Loss) on Disposal	Realized Gain (Loss) on Disposal	Total Gain (Loss) on Disposal	Bond Interest/ Stock Dividends Received During Year	Stated Con- tractual Maturity Date	NAIC Desig- nation, NAIC Desig- nation Modifier and SVO Admini- strative Symbol
12560A-AS-3	CIM TRUST SERIES 2020-INV1 CLASS A101 14 0.980% 04/25/50		03/01/2022	Paydown		0	0	393,255	393,255	0	(393,255)	0	(393,255)	0	0	0	0	0	18,591	04/25/2050	1.A FE
12560A-AT-1	CIM TRUST SERIES 2020-INV1 CLASS A102 14 0.500% 04/25/50		03/01/2022	Paydown		0	0	195,869	195,869	0	(195,869)	0	(195,869)	0	0	0	0	0	8,927	04/25/2050	1.A FE
12565V-BG-7	CIM TRUST SERIES 2021-J3 CLASS A31 144A 2.500% 06/25/51		03/01/2022	Paydown		50,773	50,773	51,123	51,123	0	(350)	0	(350)	0	50,773	0	0	0	236	06/25/2051	1.A
12565V-BN-2	CIM TRUST SERIES 2021-J3 CLASS AX1 144A 0.119% 06/25/51		03/01/2022	Paydown		0	0	41,271	41,271	0	(41,271)	0	(41,271)	0	0	0	0	0	1,735	06/25/2051	1.A FE
12566X-AL-2	CITIMORTGAGE ALTERNATIVE LOAN SERIES 2007-A7 CLASS 2A2 33.217% 07/25/37		03/25/2022	Paydown		54,965	56,228	41,935	41,935	0	13,030	0	13,030	0	54,965	0	0	0	3,173	07/25/2037	1.D FM
12568P-CD-3	CIM TRUST SERIES 2020-J2 CLASS B1 144A 2.766% 01/25/51		03/01/2022	Paydown		18,442	18,442	18,614	18,614	0	(172)	0	(172)	0	18,442	0	0	0	85	01/25/2051	1.A
12572Q-AH-8	OME GROUP INC 4.150% 06/15/48		03/17/2022	JANE STREET CAPITAL		75,359	70,000	98,923	97,802	0	(190)	0	(190)	0	97,612	0	(22,253)	(22,253)	775	06/15/2048	1.D FE
12572Q-AJ-4	OME GROUP INC 3.750% 06/15/28		03/16/2022	BARCLAYS CAPITAL		3,755,065	3,625,000	3,624,420	3,624,587	0	12	0	12	0	3,624,599	0	130,466	130,466	35,117	06/15/2028	1.D FE
12594X-AM-6	CREDIT SUISSE MORTGAGE TRUST SERIES 2017-HL1 CLASS A12 144A 3.500% 06/25/47		03/01/2022	Paydown		288,689	288,689	289,199	289,199	0	(510)	0	(510)	0	288,689	0	0	0	1,570	06/25/2047	1.A
12637H-AL-2	CREDIT SUISSE MORTGAGE TRUST SERIES 2006-4 CLASS 1A11 6.000% 05/25/36		03/01/2022	Paydown		19,101	18,548	12,112	12,112	0	6,989	0	6,989	0	19,101	0	0	0	240	05/25/2036	1.D FM
12646X-AY-8	CREDIT SUISSE MORTGAGE TRUST SERIES 2013-IVR3 CLASS B3 144A 3.389% 05/25/43		03/01/2022	Paydown		31,115	31,115	30,150	30,150	0	965	0	965	0	31,115	0	0	0	126	05/25/2043	1.A
12647G-CN-8	CREDIT SUISSE MORTGAGE TRUST SERIES 2013-IVR4 CLASS B1 144A 3.458% 07/25/43		03/01/2022	Paydown		94,368	94,368	88,218	88,218	0	6,149	0	6,149	0	94,368	0	0	0	459	07/25/2043	1.A
12647G-CN-6	CREDIT SUISSE MORTGAGE TRUST SERIES 2013-IVR4 CLASS B2 144A 3.458% 07/25/43		03/01/2022	Paydown		152,507	152,507	144,505	144,505	0	8,001	0	8,001	0	152,507	0	0	0	741	07/25/2043	1.A
12647V-AZ-8	CREDIT SUISSE MORTGAGE TRUST SERIES 2013-IVR5 CLASS B3 144A 3.626% 10/25/43		03/01/2022	Paydown		39,057	39,057	37,987	37,987	0	1,070	0	1,070	0	39,057	0	0	0	202	10/25/2043	1.A
12648A-AY-6	CREDIT SUISSE MORTGAGE TRUST SERIES 2014-IVR1 CLASS B1 144A 3.579% 11/25/43		03/01/2022	Paydown		80,582	80,582	77,156	77,156	0	3,426	0	3,426	0	80,582	0	0	0	365	11/25/2043	1.A
12648A-AZ-3	CREDIT SUISSE MORTGAGE TRUST SERIES 2014-IVR1 CLASS B-2 3.579% 11/25/43		03/01/2022	Paydown		70,509	70,509	66,604	66,604	0	3,905	0	3,905	0	70,509	0	0	0	320	11/25/2043	1.A
12648A-BA-7	CREDIT SUISSE MORTGAGE TRUST SERIES 2014-IVR1 CLASS B3 144A 3.579% 11/25/43		03/01/2022	Paydown		43,817	43,817	42,918	42,918	0	899	0	899	0	43,817	0	0	0	199	11/25/2043	1.A
12648H-BD-6	CREDIT SUISSE MORTGAGE TRUST SERIES 2014-IVR2 CLASS B3 144A 3.820% 04/25/44		03/01/2022	Paydown		31,579	31,579	30,770	30,770	0	809	0	809	0	31,579	0	0	0	175	04/25/2044	1.A
12648T-AS-8	CREDIT SUISSE MORTGAGE TRUST SERIES 2014-IVR3 CLASS B3 144A 4.073% 07/25/44		03/01/2022	Paydown		45,790	45,790	44,702	44,702	0	1,087	0	1,087	0	45,790	0	0	0	287	07/25/2044	1.A
12650U-BA-8	CSMLT TRUST SERIES 2015-3 CLASS B2 144A 3.494% 11/25/45		03/01/2022	Paydown		153,162	153,162	132,478	132,478	0	20,684	0	20,684	0	153,162	0	0	0	1,098	11/25/2045	1.A
12653B-AN-0	CREDIT SUISSE COMMERCIAL MORTG SERIES 2018- TOP CLASS E 144A 2.647% 08/15/35		02/15/2022	Paydown		2,284,868	2,284,868	2,020,284	2,020,284	0	264,584	0	264,584	0	2,284,868	0	0	0	9,280	08/15/2035	1.A
12657V-AG-7	CREDIT SUISSE COMMERCIAL MORT SERIES 2021- SOP2 CLASS B 144A 1.663% 06/15/34		02/15/2022	Paydown		658,508	658,508	659,039	659,039	0	(531)	0	(531)	0	658,508	0	0	0	1,559	06/15/2034	1.D FE
12657V-AJ-1	CREDIT SUISSE COMMERCIAL MORT SERIES 2021- SOP2 CLASS C 144A 1.963% 06/15/34		02/15/2022	Paydown		368,075	368,075	368,377	368,377	0	(303)	0	(303)	0	368,075	0	0	0	1,062	06/15/2034	1.G FE
12667Q-GR-3	COUNTRYWIDE ASSET-BACKED CERT SERIES 2005-13 CLASS AF4 5.805% 04/25/36		03/01/2022	Paydown		131,980	131,980	98,791	98,791	0	33,189	0	33,189	0	131,980	0	0	0	1,186	04/25/2036	1.D FM
12667F-S7-1	COUNTRYWIDE ALTERNATIVE LOAN T SERIES 2004- J12 CLASS X 0.147% 01/25/35		03/01/2022	Paydown		0	0	400	400	0	(400)	0	(400)	0	0	0	0	0	19	01/25/2035	5.B GI
12667F-T8-8	COUNTRYWIDE ALTERNATIVE LOAN T SERIES 2005-31 CLASS 2A1 5.500% 02/25/25		03/01/2022	Paydown		31,287	31,287	31,050	31,050	0	237	0	237	0	31,287	0	0	0	182	02/25/2025	1.D FM
12667G-GA-5	COUNTRYWIDE ALTERNATIVE LOAN T SERIES 2005- 190B CLASS A2 15.936% 06/25/35		03/25/2022	Paydown		16,228	15,536	12,054	12,054	0	4,174	0	4,174	0	16,228	0	0	0	439	06/25/2035	1.D FM
12667G-LD-3	COUNTRYWIDE ALTERNATIVE LOAN T SERIES 2005- 230B CLASS A3 18.544% 07/25/35		03/25/2022	Paydown		5,042	5,028	3,638	3,638	0	1,403	0	1,403	0	5,042	0	0	0	164	07/25/2035	1.D FM

E05.46

STATEMENT AS OF MARCH 31, 2022 OF THE VOYA RETIREMENT INSURANCE AND ANNUITY COMPANY

SCHEDULE D - PART 4

Show All Long-Term Bonds and Stock Sold, Redeemed or Otherwise Disposed of During the Current Quarter

1	2	3	4	5	6	7	8	9	10	Change In Book/Adjusted Carrying Value					16	17	18	19	20	21	22
										11	12	13	14	15							
CUSIP Identification	Description	Foreign	Disposal Date	Name of Purchaser	Number of Shares of Stock	Consideration	Par Value	Actual Cost	Prior Year Book/Adjusted Carrying Value	Unrealized Valuation Increase/(Decrease)	Current Year's (Amortization)/Accretion	Current Year's Other Than Temporary Impairment Recognized	Total Change in Book/Adjusted Carrying Value (11 + 12 - 13)	Total Foreign Exchange Change in Book /Adjusted Carrying Value	Book/Adjusted Carrying Value at Disposal Date	Foreign Exchange Gain (Loss) on Disposal	Realized Gain (Loss) on Disposal	Total Gain (Loss) on Disposal	Bond Interest/Stock Dividends Received During Year	Stated Contractual Maturity Date	NAIC Designation, NAIC Designation Modifier and SVO Administrative Symbol
12667G-TM-5	COUNTRYWIDE ALTERNATIVE LOAN T SERIES 2005-26CB CLASS A1 0.957% 07/25/35		03/25/2022	Paydown		6,139	6,139	4,292	4,292	0	1,848	0	1,848	0	6,139	0	0	0	7	07/25/2035	1.D FM
12667G-YX-5	COUNTRYWIDE ALTERNATIVE LOAN SERIES 2005-31 CLASS 1A1 0.737% 08/25/35		03/25/2022	Paydown		21,564	21,564	20,786	20,786	0	778	0	778	0	21,564	0	0	0	16	08/25/2035	1.D FM
12668A-KU-8	COUNTRYWIDE ALTERNATIVE LOAN T SERIES 2005-53T2 CLASS 2A6 0.957% 11/25/35		03/25/2022	Paydown		5,788	5,799	2,824	2,824	0	2,964	0	2,964	0	5,788	0	0	0	4	11/25/2035	1.D FM
12668A-NB-7	COUNTRYWIDE ALTERNATIVE LOAN T SERIES 2005-55CB CLASS 2A4 18.324% 11/25/35		03/25/2022	Paydown		3,423	2,799	1,864	1,864	0	1,559	0	1,559	0	3,423	0	0	0	61	11/25/2035	1.D FM
12668B-WF-6	COUNTRYWIDE ALTERNATIVE LOAN T SERIES 2006-11CB CLASS 3A1 6.500% 05/25/36		03/01/2022	Paydown		9,635	10,400	5,263	5,262	0	4,372	0	4,372	0	9,635	0	0	0	117	05/25/2036	1.D FM
12668G-XG-3	COUNTRYWIDE ALTERNATIVE LOAN T SERIES 2006-12CB CLASS A11 26.774% 05/25/36		03/25/2022	Paydown		8,287	8,173	5,106	5,106	0	3,181	0	3,181	0	8,287	0	0	0	421	05/25/2036	1.D FM
12669F-AU-7	COUNTRYWIDE HOME LOANS SERIES 2003-56 CLASS 3A7B 2.474% 12/25/33		03/01/2022	Paydown		43,159	43,159	43,798	43,798	0	(639)	0	(639)	0	43,159	0	0	0	183	12/25/2033	1.A FM
12669F-QA-4	COUNTRYWIDE HOME LOANS SERIES 2004-3 CLASS A26 5.500% 04/25/34		03/01/2022	Paydown		42,091	42,091	42,276	42,276	0	(185)	0	(185)	0	42,091	0	0	0	385	04/25/2034	1.A FM
12669G-NP-2	COUNTRYWIDE HOME LOANS SERIES 2005-7 CLASS 2A1 1.077% 03/25/35		03/25/2022	Paydown		1,717	1,717	1,563	1,563	0	154	0	154	0	1,717	0	0	0	3	03/25/2035	4.B FM
12669G-U4-1	COUNTRYWIDE HOME LOANS SERIES 2005-J2 CLASS 2A3 15.359% 08/25/35		02/25/2022	Paydown		799	1,591	1,216	1,216	0	(417)	0	(417)	0	799	0	0	0	30	08/25/2035	1.D FM
13033D-AF-2	CALIFORNIA HSG FIN AGY MUNI CT SERIES 2021-1 CLASS X 0.796% 11/20/35		03/01/2022	Paydown		0	0	19,088	19,088	0	(19,088)	0	(19,088)	0	0	0	0	0	388	11/20/2035	2.A FE
13033D-AH-8	CALIFORNIA HSG FIN AGY MUNI CT SERIES 2021-2 CL X CTF5 0.784% 03/25/35		03/01/2022	Paydown		0	0	12,970	12,970	0	(12,970)	0	(12,970)	0	0	0	0	0	270	03/25/2035	1.B FE
141781-AW-4	CARGILL INC SERIES 0000 144A 6.625%		09/15/37	JANE STREET CAPITAL		3,196,832	2,360,000	3,510,925	3,502,580	0	(9,628)	0	(9,628)	0	3,492,952	0	(296,119)	(296,119)	72,095	09/15/2037	1.F FE
141781-F8-8	CARGILL INC 8.890% 03/31/22		03/31/2022	Maturity		10,000,000	10,000,000	10,152,600	10,003,482	0	(3,482)	0	(3,482)	0	10,000,000	0	0	0	444,500	03/31/2022	1.F
144141-DD-7	DUKE ENERGY PROGRESS INC 4.100% 03/15/43		03/25/2022	INC.		10,989	11,000	11,551	0	0	(1)	0	(1)	0	11,550	0	(561)	(561)	243	03/15/2043	1.F FE
149123-CB-5	CATERPILLAR INC 3.803% 08/15/42		02/25/2022	JANE STREET CAPITAL		521,185	500,000	504,710	504,357	0	(23)	0	(23)	0	504,334	0	16,851	16,851	10,353	08/15/2042	1.F FE
16158R-AC-0	CHASE MORTGAGE FINANCE CORPO SERIES 2019-ATR1 CLASS A3 144A 4.000% 04/25/49		03/01/2022	Paydown		219,414	219,414	227,755	227,755	0	(8,342)	0	(8,342)	0	219,414	0	0	0	1,552	04/25/2049	1.A
16158R-AM-8	CHASE MORTGAGE FINANCE CORPO SERIES 2019-ATR1 CLASS A11X 14 5.363% 04/25/49		03/25/2022	Paydown		0	0	31,655	31,655	0	(31,655)	0	(31,655)	0	0	0	0	0	5,266	04/25/2049	1.A FE
16158R-AU-0	CHASE MORTGAGE FINANCE CORPO SERIES 2019-ATR1 CLASS AX1 144 0.140% 04/25/49		03/01/2022	Paydown		0	0	7,343	7,343	0	(7,343)	0	(7,343)	0	0	0	0	0	2,205	04/25/2049	1.A FE
16158R-AX-4	CHASE MORTGAGE FINANCE CORPO SERIES 2019-ATR1 CLASS AX4 144 0.250% 04/25/49		03/01/2022	Paydown		0	0	3,325	3,325	0	(3,325)	0	(3,325)	0	0	0	0	0	409	04/25/2049	1.A FE
16159G-AC-3	CHASE MORTGAGE FINANCE CORPO SERIES 2019-ATR2 CLASS A3 144A 3.500% 07/25/49		03/01/2022	Paydown		172,702	172,702	177,628	177,628	0	(4,926)	0	(4,926)	0	172,702	0	0	0	852	07/25/2049	1.A
16159G-AM-1	CHASE MORTGAGE FINANCE CORP SERIES 2019-ATR2 CLASS A11X 14 5.413% 07/25/49		03/25/2022	Paydown		0	0	164,595	164,595	0	(164,595)	0	(164,595)	0	0	0	0	0	14,584	07/25/2049	1.A FE
16159W-AJ-3	CHASE MORTGAGE FINANCE CORPO SERIES 2019-1 CLASS A5 144A 3.500% 03/25/50		03/01/2022	Paydown		347,565	347,565	352,255	352,255	0	(4,690)	0	(4,690)	0	347,565	0	0	0	2,242	03/25/2050	1.A
16159W-BD-5	CHASE MORTGAGE FINANCE CORPO SERIES 2019-1 CLASS A11X 144A 5.463% 03/25/50		03/25/2022	Paydown		0	0	35,475	35,475	0	(35,475)	0	(35,475)	0	0	0	0	0	4,546	03/25/2050	1.A FE
16159W-BH-6	CHASE MORTGAGE FINANCE CORPO SERIES 2019-1 CLASS A15 144A 3.500% 03/25/50		03/01/2022	Paydown		77,237	77,237	79,319	79,319	0	(2,082)	0	(2,082)	0	77,237	0	0	0	498	03/25/2050	1.A
16159W-BP-8	CHASE MORTGAGE FINANCE CORPO SERIES 2019-1 CLASS AX4 144A 0.200% 03/25/50		03/01/2022	Paydown		0	0	1,353	1,353	0	(1,353)	0	(1,353)	0	0	0	0	0	168	03/25/2050	1.A FE
16165T-AB-9	CHASEFLEX TRUST SERIES 2005-1 CLASS 1A2 5.500% 02/25/35		03/01/2022	Paydown		15,197	14,363	11,574	11,574	0	3,623	0	3,623	0	15,197	0	0	0	131	02/25/2035	1.D FM
16412X-AG-0	CHENIERE CORP CHRISTI HD 5.125% 06/30/27		03/21/2022	HSBC SECURITIES USA INC.		4,259,760	4,000,000	3,942,329	3,958,923	0	1,200	0	1,200	0	3,960,123	0	299,637	299,637	47,264	06/30/2027	2.C FE

E05.47

STATEMENT AS OF MARCH 31, 2022 OF THE VOYA RETIREMENT INSURANCE AND ANNUITY COMPANY

SCHEDULE D - PART 4

Show All Long-Term Bonds and Stock Sold, Redeemed or Otherwise Disposed of During the Current Quarter

1	2	3	4	5	6	7	8	9	10	Change In Book/Adjusted Carrying Value					16	17	18	19	20	21	22
										11	12	13	14	15							
CUSIP Identification	Description	Foreign	Disposal Date	Name of Purchaser	Number of Shares of Stock	Consideration	Par Value	Actual Cost	Prior Year Book/ Adjusted Carrying Value	Unrealized Valuation Increase/ (Decrease)	Current Year's (Amortization)/ Accretion	Current Year's Other Than Temporary Impairment Recognized	Total Change in Book/ Adjusted Carrying Value (11 + 12 - 13)	Total Foreign Exchange Change in Book /Adjusted Carrying Value	Book/ Adjusted Carrying Value at Disposal Date	Foreign Exchange Gain (Loss) on Disposal	Realized Gain (Loss) on Disposal	Total Gain (Loss) on Disposal	Bond Interest/ Stock Dividends Received During Year	Stated Contractual Maturity Date	NAIC Designation, NAIC Designation Modifier and SVO Administrative Symbol
166754-AP-6	CHEVRON PHILLIPS CHEM CO SERIES 144A 3.400% 12/01/26		03/16/2022	Various		4,426,473	4,350,000	4,340,691	4,345,069	.0	194	.0	194	.0	4,345,263	.0	81,210	81,210	43,959	12/01/2026	1.G FE
166756-AX-4	CHEVRON USA INC 4.200% 10/15/49		02/25/2022	JANE STREET CAPITAL		1,095,720	1,000,000	999,333	999,345	.0	55	.0	55	.0	999,400	.0	96,320	96,320	15,867	10/15/2049	1.D FE
167885-A#-9	CHICAGO PARKING METERS LLC 5.070% 12/30/33		03/30/2022	Various		347,164	347,164	347,164	347,164	.0	.0	.0	.0	.0	347,164	.0	.0	.0	4,400	12/30/2033	2.C PL
16876D-AA-6	CHILDREN S HOSPITAL DC SERIES 2020 2.928% 07/15/50		03/17/2022	CITI GROUP		1,229,805	1,500,000	1,541,640	1,541,250	.0	(212)	.0	(212)	.0	1,541,038	.0	(311,233)	(311,233)	30,012	07/15/2050	1.E FE
171265-A#-0	CHUGACH ELECTRIC ASSOCIATION 4.750% 03/15/41		03/15/2022	Redemption 100.0000			330,000	330,000	330,000	.0	.0	.0	.0	.0	330,000	.0	.0	.0	7,838	03/15/2041	1.G
17275R-AF-9	CISCO SYSTEMS INC 5.500% 01/15/40		03/17/2022	JANE STREET CAPITAL			125,000	145,790	141,094	.0	(129)	.0	(129)	.0	140,966	.0	19,306	19,306	4,698	01/15/2040	1.D FE
17275R-AW-2	CISCO SYSTEMS INC 3.500% 06/15/25		03/18/2022	Various			6,167,125	5,983,980	5,993,814	.0	367	.0	367	.0	5,994,181	.0	172,944	172,944	55,368	06/15/2025	1.E FE
17290Y-AW-8	CITIGROUP COMMERCIAL MORTGAGE SERIES 2016-C1 CLASS XA 1.828% 05/10/49		03/01/2022	Paydown			.0	8,046	8,046	.0	(8,046)	.0	(8,046)	.0	.0	.0	.0	.0	420	05/10/2049	1.A FE
172967-MD-0	CITIGROUP INC 4.650% 07/23/48		03/25/2022	JANE STREET CAPITAL			55,240	50,000	68,891	.0	(132)	.0	(132)	.0	68,107	.0	(12,868)	(12,868)	1,589	07/23/2048	1.G FE
17307G-AU-2	CITIGROUP MORTGAGE LOAN TRUST SERIES 2003-UP3 CLASS A2 144A 7.000% 09/25/33		03/01/2022	Paydown			4,093	4,093	4,366	.0	(273)	.0	(273)	.0	4,093	.0	.0	.0	47	09/25/2033	1.A FM
17307G-EB-7	CITIGROUP MORTGAGE LOAN TRUST SERIES 2005-8 CLASS 144A 3.202% 10/25/35		03/01/2022	Paydown			20,669	34,672	28,102	.0	(7,433)	.0	(7,433)	.0	20,669	.0	.0	.0	187	10/25/2035	1.D FM
17307G-ZK-7	CITIGROUP MORTGAGE LOAN TRUST SERIES 2005-5 CLASS 344A 2.623% 10/25/35		03/01/2022	Paydown			94,597	94,597	82,839	.0	11,758	.0	11,758	.0	94,597	.0	.0	.0	559	10/25/2035	1.D FM
17323M-AD-7	CITIGROUP COMMERCIAL MORTGAGE SERIES 2015-A CLASS B2 144A 4.500% 06/25/58		03/01/2022	Paydown			163,283	168,243	168,243	.0	(4,960)	.0	(4,960)	.0	163,283	.0	.0	.0	1,365	06/25/2058	1.A
17325H-BU-7	CITIGROUP COMMERCIAL MORTGAGE SERIES 2017-P7 CLASS XA 1.134% 04/14/50		03/01/2022	Paydown			.0	242,466	242,466	.0	(242,466)	.0	(242,466)	.0	.0	.0	.0	.0	10,025	04/14/2050	1.A FE
17326C-BE-3	CITIGROUP COMMERCIAL MORTGAGE SERIES 2017-B1 CLASS XA 0.812% 08/15/50		03/01/2022	Paydown			.0	3,216	3,216	.0	(3,216)	.0	(3,216)	.0	.0	.0	.0	.0	147	08/15/2050	1.A FE
17326D-AJ-1	CITIGROUP COMMERCIAL MORTGAGE SERIES 2017-P8 CLASS XA 0.886% 09/15/50		03/01/2022	Paydown			.0	2,693	2,693	.0	(2,693)	.0	(2,693)	.0	.0	.0	.0	.0	102	09/15/2050	1.A FE
17326F-AF-4	CITIGROUP COMMERCIAL MORTGAGE SERIES 2017-C4 CLASS XA 1.081% 10/12/50		03/01/2022	Paydown			.0	3,253	3,253	.0	(3,253)	.0	(3,253)	.0	.0	.0	.0	.0	141	10/12/2050	1.A FE
17329E-AX-5	CITIGROUP MORTGAGE LOAN TRUST SERIES 2021-J1 CLASS A4A 144A 2.500% 04/25/51		03/01/2022	Paydown			21,810	21,810	21,997	.0	(186)	.0	(186)	.0	21,810	.0	.0	.0	80	04/25/2051	1.A
17329P-BU-5	CITIGROUP MORTGAGE LOAN TRUST SERIES 2021-INV1 CLASS A51W 14 0.206% 05/25/51		03/01/2022	Paydown			.0	46,337	46,337	.0	(46,337)	.0	(46,337)	.0	.0	.0	.0	.0	1,437	05/25/2051	1.A FE
17330B-BL-3	CITIGROUP MORTGAGE LOAN TRUST SERIES 2021-J3 CLASS A51X 144A 0.109% 09/25/51		03/01/2022	Paydown			.0	28,408	28,408	.0	(28,408)	.0	(28,408)	.0	.0	.0	.0	.0	1,403	09/25/2051	1.A FE
18976G-AL-0	CITIMORTGAGE ALTERNATIVE LOAN SERIES 2007-A6 CLASS 1A11 6.000% 06/25/37		03/01/2022	Paydown			2,916	3,138	2,893	.0	23	.0	23	.0	2,916	.0	.0	.0	25	06/25/2037	2.B FM
18976G-AL-0	CITIMORTGAGE ALTERNATIVE LOAN SERIES 2007-A6 CLASS 1A11 6.000% 06/25/37		01/01/2022	Paydown			.0	.0	.0	.0	.0	.0	.0	.0	.0	.0	.0	.0	.0	06/25/2037	3.B FM
191216-CW-8	COCA COLA CO THE 2.500% 06/01/40		03/17/2022	Various			8,766,450	10,000,000	10,520,000	.0	(4,613)	.0	(4,613)	.0	10,485,436	.0	(1,718,986)	(1,718,986)	72,917	06/01/2040	1.E FE
19416Q-EC-0	COLGATE-PALMOLIVE CO SERIES MTN 2.100% 05/01/23		03/18/2022	Various			5,005,600	5,000,000	4,446,650	.0	13,967	.0	13,967	.0	4,926,036	.0	79,564	79,564	40,396	05/01/2023	1.D FE
20030N-BT-7	COMCAST CORP 3.200% 07/15/36		03/17/2022	JANE STREET CAPITAL			194,588	200,000	234,028	.0	(426)	.0	(426)	.0	230,866	.0	(36,278)	(36,278)	4,373	07/15/2036	1.G FE
20030N-CY-5	COMCAST CORP 3.250% 11/01/39		03/21/2022	Various			4,910,228	4,981,854	231,661	.0	341	.0	341	.0	4,980,052	.0	(69,824)	(69,824)	66,625	11/01/2039	1.G FE
20267V-AC-1	COMMONBOND STUDENT LOAN TRUST SERIES 2017-AGS CLASS B 144A 3.470% 05/25/41		03/25/2022	Paydown			33,122	33,122	33,119	.0	3	.0	3	.0	33,122	.0	.0	.0	194	05/25/2041	1.B FE
20267X-AC-7	COMMONBOND STUDENT LOAN T SERIES 2018-CGS CLASS B 144A 4.250% 02/25/46		03/25/2022	Paydown			94,626	94,626	94,426	.0	200	.0	200	.0	94,626	.0	.0	.0	621	02/25/2046	1.B FE
20267X-AD-5	COMMONBOND STUDENT LOAN T SERIES 2018-CGS CLASS C 144A 4.350% 02/25/46		03/25/2022	Paydown			23,565	23,565	23,404	.0	161	.0	161	.0	23,565	.0	.0	.0	158	02/25/2046	1.D FE
202795-JV-3	COMMONWEALTH EDISON CO SERIES 133 3.850% 03/15/52		03/24/2022	U.S. BANCORP INVESTMENTS INC			4,038,760	4,000,000	3,992,920	.0	4	.0	4	.0	3,992,924	.0	45,836	45,836	5,561	03/15/2052	1.F FE

E05.48

STATEMENT AS OF MARCH 31, 2022 OF THE VOYA RETIREMENT INSURANCE AND ANNUITY COMPANY

SCHEDULE D - PART 4

Show All Long-Term Bonds and Stock Sold, Redeemed or Otherwise Disposed of During the Current Quarter

1	2	3	4	5	6	7	8	9	10	Change In Book/Adjusted Carrying Value					16	17	18	19	20	21	22
										11	12	13	14	15							
CUSIP Identification	Description	Foreign	Disposal Date	Name of Purchaser	Number of Shares of Stock	Consideration	Par Value	Actual Cost	Prior Year Book/Adjusted Carrying Value	Unrealized Valuation Increase/(Decrease)	Current Year's (Amortization)/Accretion	Current Year's Other Than Temporary Impairment Recognized	Total Change in Book/Adjusted Carrying Value (11 + 12 - 13)	Total Foreign Exchange Change in Book /Adjusted Carrying Value	Book/Adjusted Carrying Value at Disposal Date	Foreign Exchange Gain (Loss) on Disposal	Realized Gain (Loss) on Disposal	Total Gain (Loss) on Disposal	Bond Interest/Stock Dividends Received During Year	Stated Contractual Maturity Date	NAIC Designation, NAIC Designation Modifier and SVO Administrative Symbol
202795-JW-1	COMMONWEALTH EDISON CO SERIES 132 3.150%		03/14/2022	JANE STREET CAPITAL		2,679,848	2,750,000	2,746,480	0	0	0	0	0	0	2,746,480	0	(66,633)	(66,633)	0	03/15/2032	1.F FE
20825V-AB-8	CONOCOPHILLIPS CANADA 5.950% 10/15/36		03/11/2022	Taxable Exchange		91,576	72,000	76,772	75,496	0	(30)	0	(30)	0	75,466	0	16,110	16,110	1,737	10/15/2036	1.G FE
20826F-AF-3	CONOCOPHILLIPS COMPANY 4.150% 11/15/34		03/18/2022	Various		5,185,624	4,980,000	5,543,089	5,473,576	0	(7,305)	0	(7,305)	0	5,466,271	0	(280,646)	(280,646)	72,909	11/15/2034	1.G FE
21036P-AQ-1	CONSTELLATION BRANDS INC 3.700% 12/06/26		03/16/2022	BARCLAYS CAPITAL		2,040,780	2,000,000	1,998,180	1,999,020	0	38	0	38	0	1,999,058	0	41,722	41,722	20,967	12/06/2026	2.B FE
22540A-7C-6	CREDIT SUISSE FIRST BOSTON MOR SERIES 2001-HE17 CLASS A10 7.543% 01/25/32		03/25/2022	Paydown		0	0	0	0	0	0	0	0	0	0	0	0	0	609	01/25/2032	3.C FE
22541Q-YG-1	CS FIRST BOSTON COMM MORTGAGE SERIES 2003-25 CLASS 1A4 5.500% 10/25/33		03/01/2022	Paydown		2,217	2,217	2,335	2,335	0	(118)	0	(118)	0	2,217	0	0	0	20	10/25/2033	1.A FM
225458-2J-6	CPREDIT SUISSE FIRST BOSTON MOR SERIES 05-B CLASS 8A1 7.000% 09/25/35		02/01/2022	Paydown		2,012	2,054	45	45	0	1,967	0	1,967	0	2,012	0	0	0	20	09/25/2035	1.D FM
22822V-AC-5	CROWN CASTLE INTL CORP 3.700% 06/15/26		03/21/2022	HSBC SECURITIES USA INC.		1,008,250	1,000,000	996,950	998,537	0	68	0	68	0	998,605	0	9,646	9,646	10,072	06/15/2026	2.C FE
22944B-AU-2	CREDIT SUISSE MORTGAGE TRUST SERIES 2007-5 CLASS 3A1 1.007% 08/25/37		03/25/2022	Paydown		14,659	24,386	15,220	15,220	0	(560)	0	(560)	0	14,659	0	0	0	21	08/25/2037	1.D FM
230406-AF-8	DB MASTER FINANCE LLC SERIES 2017-1A CLASS A211 144A 4.030% 11/20/47		02/20/2022	Paydown		34,250	34,250	34,226	34,226	0	24	0	24	0	34,250	0	0	0	345	11/20/2047	2.B FE
230406-AL-5	DB MASTER FINANCE LLC SERIES 2019-1A CLASS A23 144A 4.352% 05/20/49		02/20/2022	Paydown		12,500	12,500	12,500	12,500	0	0	0	0	0	12,500	0	0	0	136	05/20/2049	2.B FE
230406-AS-0	DB MASTER FINANCE LLC SERIES 2021-1A CLASS A23 144A 2.791% 11/20/51		02/20/2022	Paydown		17,500	17,500	17,500	17,500	0	0	0	0	0	17,500	0	0	0	161	11/20/2051	2.B FE
23321P-BC-1	DLJ MORTGAGE ACCEPTANCE CORP SERIES 1992-5 CLASS A2 8.250% 07/25/22		03/01/2022	Paydown		956	956	955	955	0	1	0	1	0	956	0	0	0	13	07/25/2022	1.A FM
23338V-AC-0	DTE ELECTRIC CO 3.375% 03/01/25		03/14/2022	JANE STREET CAPITAL		815,592	800,000	803,704	801,193	0	(129)	0	(129)	0	801,064	0	14,528	14,528	14,550	03/01/2025	1.E FE
233851-CB-8	DAIMLER FINANCE NA LLC SERIES 144A 3.500%		03/16/2022	BARCLAYS CAPITAL		1,112,727	1,100,000	1,094,951	1,097,980	0	111	0	111	0	1,098,091	0	14,636	14,636	24,063	08/03/2025	1.G FE
233851-CU-6	DAIMLER FINANCE NA LLC SERIES 144A 3.450%		01/06/27	BANK OF AMERICA		1,013,330	1,000,000	995,980	997,811	0	83	0	83	0	997,894	0	15,436	15,436	24,054	01/06/2027	1.G FE
244199-BK-0	DEERE & COMPANY 3.750% 04/15/50		03/17/2022	JANE STREET CAPITAL		129,580	125,000	165,026	163,613	0	(221)	0	(221)	0	163,393	0	(33,813)	(33,813)	2,031	04/15/2050	1.F FE
24736Y-AA-4	DELTA AIR LINES SERIES 15-1 3.875% 07/30/27		01/30/2022	Redemption 100.0000		87,663	87,663	82,021	82,638	0	5,025	0	5,025	0	87,663	0	0	0	1,698	07/30/2027	2.A FE
24906P-AA-7	DENTSPLY SIRONA INC 3.250% 06/01/30		03/18/2022	BARCLAYS CAPITAL		1,215,363	1,250,000	1,247,350	1,247,722	0	52	0	52	0	1,247,774	0	(32,411)	(32,411)	12,526	06/01/2030	2.B FE
250847-DU-1	DTE ELECTRIC CO 6.350% 10/15/32		02/25/2022	JANE STREET CAPITAL		1,254,420	1,000,000	1,352,390	1,337,411	0	(4,457)	0	(4,457)	0	1,332,954	0	(78,534)	(78,534)	23,989	10/15/2032	1.F FE
254687-FY-7	WALT DISNEY COMPANY THE 3.500% 05/13/40		03/17/2022	JANE STREET CAPITAL		152,219	155,000	182,071	180,464	0	(253)	0	(253)	0	180,211	0	(27,992)	(27,992)	1,929	05/13/2040	1.G FE
25468P-CX-2	WALT DISNEY COMPANY SERIES MTN 3.700%		02/25/2022	JANE STREET CAPITAL		4,994,150	5,000,000	4,964,100	4,971,150	0	151	0	151	0	4,971,301	0	22,849	22,849	46,250	12/01/2042	2.A FE
25755T-AE-0	DOMINOS PIZZA MASTER ISSUER L SERIES 2015-1A CLASS A211 144A 4.474% 10/25/45		01/25/2022	Paydown		2,500	2,500	2,447	2,447	0	53	0	53	0	2,500	0	0	0	28	10/25/2045	2.A FE
25755T-AH-3	DOMINOS PIZZA MASTER ISSUER L SERIES 2017-1A CLASS A23 144A 4.118% 07/25/47		01/25/2022	Paydown		10,750	10,750	10,750	10,750	0	0	0	0	0	10,750	0	0	0	111	07/25/2047	2.A FE
25755T-AJ-9	DOMINOS PIZZA MASTER ISSUER L SERIES 2018-1A CLASS A21 144A 4.116% 07/25/48		01/25/2022	Paydown		21,500	21,500	21,500	21,500	0	0	0	0	0	21,500	0	0	0	221	07/25/2048	2.A FE
25755T-AL-4	DOMINOS PIZZA MASTER ISSUER L SERIES 2019-1A CLASS A2 144A 3.668% 10/25/49		01/25/2022	Paydown		7,500	7,500	7,500	7,500	0	0	0	0	0	7,500	0	0	0	69	10/25/2049	2.A FE
25755T-AP-5	DOMINOS PIZZA MASTER ISSUER L SERIES 2021-1A CLASS A211 144A 3.151% 04/25/51		01/25/2022	Paydown		15,000	15,000	15,000	15,000	0	0	0	0	0	15,000	0	0	0	118	04/25/2051	2.A FE
26138E-AJ-8	KEURIG DR PEPPER INC 7.450% 05/01/38		01/24/2022	Call 160.6750		852,341	406,000	426,077	421,625	0	(95)	0	(95)	0	667,870	0	(15,529)	(15,529)	253,314	05/01/2038	2.B FE
26208L-AD-0	DRIVEN BRANDS FUNDING LLC SERIES 2019-1A CLASS A2 144A 4.641% 04/20/49		01/20/2022	Paydown		7,500	7,500	7,500	7,500	0	0	0	0	0	7,500	0	0	0	87	04/20/2049	2.C FE
26209X-AC-5	DRIVEN BRANDS FUNDING LLC SERIES 2020-2A CLASS A2 3.237% 01/20/51		01/20/2022	Paydown		12,500	12,500	12,500	12,500	0	0	0	0	0	12,500	0	0	0	101	01/20/2051	2.C FE
26442C-AM-6	DUKE ENERGY CAROLINAS 4.250% 12/15/41		03/25/2022	GOLDMAN SACHS & CO.		9,202	9,000	9,590	0	0	(1)	0	(1)	0	9,589	0	(387)	(387)	111	12/15/2041	1.F FE
26442C-AN-4	DUKE ENERGY CAROLINAS 4.000% 09/30/42		03/17/2022	JANE STREET CAPITAL		153,677	150,000	192,852	190,647	0	(383)	0	(383)	0	190,264	0	(36,588)	(36,588)	2,850	09/30/2042	1.F FE

E05.49

STATEMENT AS OF MARCH 31, 2022 OF THE VOYA RETIREMENT INSURANCE AND ANNUITY COMPANY

SCHEDULE D - PART 4

Show All Long-Term Bonds and Stock Sold, Redeemed or Otherwise Disposed of During the Current Quarter

1	2	3	4	5	6	7	8	9	10	Change In Book/Adjusted Carrying Value					16	17	18	19	20	21	22
										11	12	13	14	15							
CUSIP Identification	Description	Foreign	Disposal Date	Name of Purchaser	Number of Shares of Stock	Consideration	Par Value	Actual Cost	Prior Year Book/Adjusted Carrying Value	Unrealized Valuation Increase/(Decrease)	Current Year's (Amortization)/Accretion	Current Year's Other Than Temporary Impairment Recognized	Total Change in Book/Adjusted Carrying Value (11 + 12 - 13)	Total Foreign Exchange Change in Book /Adjusted Carrying Value	Book/Adjusted Carrying Value at Disposal Date	Foreign Exchange Gain (Loss) on Disposal	Realized Gain (Loss) on Disposal	Total Gain (Loss) on Disposal	Bond Interest/Stock Dividends Received During Year	Stated Contractual Maturity Date	NAIC Designation, NAIC Designation Modifier and SVO Administrative Symbol
26442C-AR-5	DUKE ENERGY CAROLINAS 3.875% 03/15/46		03/25/2022	MORGAN KEEGAN & COMPANY INC		32,765	33,000	33,750	0	0	(1)	0	(1)	0	33,749	0	(984)	(984)	689	03/15/2046	1.D FE
26442C-AS-3	DUKE ENERGY CAROLINAS 2.950% 12/01/26		01/24/2022	MILLENNIUM ADVISORS LLC		784,680	750,000	748,185	749,048	0	12	0	12	0	749,060	0	35,620	35,620	3,380	12/01/2026	1.F FE
26442C-AT-1	DUKE ENERGY CAROLINAS 3.700% 12/01/47		03/25/2022	MORGAN KEEGAN & COMPANY INC		8,704	9,000	9,000	0	0	0	0	0	9,000	0	(296)	(296)	109	12/01/2047	1.F FE	
26442U-AP-9	DUKE ENERGY CAROLINAS 3.950% 03/15/48		03/25/2022	GOLDMAN SACHS & CO.		8,972	9,000	9,359	0	0	0	0	0	9,358	0	(386)	(386)	192	03/15/2048	1.D FE	
26442C-BH-6	DUKE ENERGY CAROLINAS 3.550% 03/15/52		03/03/2022	SEAPORT GLOBAL SECURITIES LLC		74,533	75,000	74,765	0	0	0	0	0	74,765	0	(233)	(233)	22	03/15/2052	1.F FE	
26442U-AP-9	DUKE ENERGY PROGRESS LLC 4.000% 04/01/52		03/14/2022	JANE STREET CAPITAL		99,842	100,000	99,134	0	0	0	0	0	99,134	0	708	708	0	04/01/2052	1.F FE	
266233-AH-8	DUQUESNE LIGHT HOLDINGS SERIES 144A 2.532% 10/01/30		01/25/2022	WACHOVIA		1,904,700	2,000,000	2,000,000	2,000,000	0	0	0	0	2,000,000	0	(95,300)	(95,300)	16,317	10/01/2030	2.C FE	
268571-AC-0	ELFI GRADUATE LOAN PROGRAM SERIES 2018-A CLASS B 144A 4.000% 08/25/42		03/25/2022	Paydown		65,349	65,349	64,375	64,375	0	974	0	974	0	65,349	0	0	0	423	08/25/2042	1.C FE
26857E-AB-4	ELFI GRADUATE LOAN PROGRAM SERIES 2019-A CLASS B 144A 2.940% 03/25/44		03/25/2022	Paydown		53,170	53,170	53,144	53,144	0	25	0	25	0	53,170	0	0	0	267	03/25/2044	1.B FE
278062-AD-6	EATON CORPORATION 4.000% 11/02/32		03/21/2022	HSBC SECURITIES USA INC.		5,259,350	5,000,000	5,003,400	5,002,068	0	75	0	75	0	5,002,143	0	257,207	257,207	78,333	11/02/2032	2.A FE
28258B-AA-4	8POINT3 SOLAR INVESTCO 1 LLC 4.680% 11/30/35		02/28/2022	Various Redemption 100.0000		681,994	681,994	681,994	681,994	0	0	0	0	0	681,994	0	0	0	15,959	11/30/2035	2.C PL
28258B-AC-0	8POINT3 SOLAR INVESTCO 1 LLC 5.468% 11/30/35		02/28/2022	Various Redemption 100.0000		1,186,329	1,186,329	1,186,329	1,186,329	0	0	0	0	0	1,186,329	0	0	0	32,434	11/30/2035	2.C PL
28501*-AC-9	ELECTRIC TRANSMISSION TEX 5.590% 02/16/22		02/16/2022	Maturity		3,750,000	3,750,000	3,750,000	3,750,000	0	0	0	0	0	3,750,000	0	0	0	104,813	02/16/2022	2.B
29364D-AT-7	ENTERGY ARKANSAS INC 4.950% 12/15/44		03/14/2022	JANE STREET CAPITAL		6,735,006	6,425,000	6,967,406	6,746,302	0	(21,179)	0	(21,179)	0	6,725,123	0	9,883	9,883	79,509	12/15/2044	1.F FE
29364W-AT-5	ENTERGY LOUISIANA LLC 5.000% 07/15/44		01/19/2022	GOLDMAN SACHS & CO.		4,268,120	4,000,000	4,326,440	4,204,139	0	(4,291)	0	(4,291)	0	4,199,848	0	68,272	68,272	103,333	07/15/2044	1.F FE
29429E-AF-8	CITIGROUP COMMERCIAL MORTGAGE SERIES 2016-P4 CLASS XA 1.900% 07/10/49		03/01/2022	Paydown		0	0	5,967	5,967	0	(5,967)	0	(5,967)	0	0	0	0	0	323	07/10/2049	1.A FE
30070R-AG-7	EXANTAS CAPITAL CORP SERIES 2020-RS08 CLASS C 144A 2.335% 03/15/35		03/15/2022	Paydown		4,665,000	4,665,000	4,680,388	4,680,388	0	(15,388)	0	(15,388)	0	4,665,000	0	0	0	27,146	03/15/2035	1.D FE
30212P-AR-6	EXPEDIA GROUP INC SERIES III 3.250% 02/15/30		03/18/2022	Various		6,203,575	6,500,000	6,382,511	6,389,222	0	12,439	0	12,439	0	6,401,661	0	(198,086)	(198,086)	127,111	02/15/2030	2.C FE
30227F-AG-5	EXTENDED STAY AMERICA TRUST SERIES 2021-ESH CLASS C 144A 2.097% 07/15/38		01/15/2022	Paydown		3,012	3,012	3,012	3,012	0	0	0	0	0	3,012	0	0	0	5	07/15/2038	1.A
30231G-AW-2	EXXON MOBIL CORP 4.114% 03/01/46		03/21/2022	HSBC SECURITIES USA INC.		4,254,240	4,000,000	4,282,800	0	0	(460)	0	(460)	0	4,282,340	0	(28,100)	(28,100)	10,056	03/01/2046	1.D FE
30231G-AY-8	EXXON MOBIL CORPORATION 2.995% 08/16/39		03/17/2022	JANE STREET CAPITAL		94,450	100,000	114,572	113,641	0	(149)	0	(149)	0	113,492	0	(19,042)	(19,042)	1,789	08/16/2039	1.D FE
30231G-BF-8	EXXON MOBIL CORPORATION 4.227% 03/19/40		03/17/2022	JANE STREET CAPITAL		162,564	150,000	150,000	150,000	0	0	0	0	0	150,000	0	12,564	12,564	3,205	03/19/2040	1.D FE
30247D-AE-1	FIRST FRANKLIN MTG LOAN ASSET SERIES 2006-FF13 CLASS A2D 0.697% 10/25/36		03/25/2022	Paydown		144,879	144,879	102,832	102,832	0	42,047	0	42,047	0	144,879	0	0	0	137	10/25/2036	1.D FM
302491-AU-9	FMC CORP 3.450% 10/01/29		03/18/2022	BARCLAYS CAPITAL		4,933,400	5,000,000	5,010,410	5,008,325	0	(241)	0	(241)	0	5,008,084	0	(74,684)	(74,684)	81,938	10/01/2029	2.C FE
30306V-AA-7	FLNG LIQUEFACTION 3 LLC SERIES 144A 5.550% 03/31/39		03/31/2022	Various		261,800	261,800	261,800	261,800	0	0	0	0	0	261,800	0	0	0	7,265	03/31/2039	2.C FE
313747-AT-4	FEDERAL REALTY INVESTMENT 2.750% 06/01/23		01/19/2022	JP MORGAN CHASE		4,064,960	4,000,000	3,949,960	3,992,061	0	299	0	299	0	3,992,359	0	72,601	72,601	15,278	06/01/2023	2.A FE
32051G-KH-7	FIRST HORIZON ALTERNATIVE MORT SERIES 2005-FA3 CLASS 1APO 0.000% 05/25/35		03/01/2022	Paydown		4,105	4,105	2,161	2,161	0	1,944	0	1,944	0	4,105	0	0	0	0	05/25/2035	1.D FM
33766W-BH-6	FIRSTKEY MORTGAGE TRUST SERIES 2014-1 CLASS AX10 144A 0.393% 11/25/44		02/01/2022	Paydown		0	0	5,452	5,452	0	(5,452)	0	(5,452)	0	0	0	0	0	382	11/25/2044	1.A FE
33849N-AH-8	FLAGSTAR MORTGAGE TRUST SERIES 2018-5 CLASS A8 144A 4.000% 09/25/48		03/01/2022	Paydown		392,332	392,332	387,006	387,006	0	5,327	0	5,327	0	392,332	0	0	0	2,232	09/25/2048	1.A
33850B-AG-2	FLAGSTAR MORTGAGE TRUST SERIES 2017-1 CLASS 1A7 144A 3.500% 03/25/47		03/01/2022	Paydown		156,421	156,421	153,748	153,748	0	2,673	0	2,673	0	156,421	0	0	0	772	03/25/2047	1.A
33850T-AG-3	FLAGSTAR MORTGAGE TRUST SERIES 2018-1 CLASS A7 144A 3.500% 03/25/48		03/01/2022	Paydown		1,005,503	1,005,503	999,547	999,547	0	5,956	0	5,956	0	1,005,503	0	0	0	4,554	03/25/2048	1.A

EO5.50

STATEMENT AS OF MARCH 31, 2022 OF THE VOYA RETIREMENT INSURANCE AND ANNUITY COMPANY

SCHEDULE D - PART 4

Show All Long-Term Bonds and Stock Sold, Redeemed or Otherwise Disposed of During the Current Quarter

1	2	3	4	5	6	7	8	9	10	Change In Book/Adjusted Carrying Value					16	17	18	19	20	21	22
										11	12	13	14	15							
CUSIP Identification	Description	For-foreign	Disposal Date	Name of Purchaser	Number of Shares of Stock	Consideration	Par Value	Actual Cost	Prior Year Book/Adjusted Carrying Value	Unrealized Valuation Increase/(Decrease)	Current Year's (Amortization)/Accretion	Current Year's Other Than Temporary Impairment Recognized	Total Change in Book/Adjusted Carrying Value (11 + 12 - 13)	Total Foreign Exchange Change in Book /Adjusted Carrying Value	Book/Adjusted Carrying Value at Disposal Date	Foreign Exchange Gain (Loss) on Disposal	Realized Gain (Loss) on Disposal	Total Gain (Loss) on Disposal	Bond Interest/Stock Dividends Received During Year	Stated Contractual Maturity Date	NAIC Designation, NAIC Designation Modifier and SVO Administrative Symbol
33850T-AN-8	FLAGSTAR MORTGAGE TRUST SERIES 2018-1 CLASS A13 144A 3.500% 03/25/48		03/01/2022	Paydown		35,001	35,001	33,900	33,900	0	1,100	0	1,100	0	35,001	0	0	0	204	03/25/2048	1.A
33851F-AG-2	FLAGSTAR MORTGAGE TRUST SERIES 2018-6RR CLASS 1A7 144A 4.000% 10/25/48		03/01/2022	Paydown		1,201,947	1,201,947	1,165,100	1,165,100	0	36,846	0	36,846	0	1,201,947	0	0	0	7,811	10/25/2048	1.A
33851F-BQ-9	FLAGSTAR MORTGAGE TRUST SERIES 2018-6RR CLASS B2 144A 4.934% 10/25/48		03/01/2022	Paydown		18,033	18,033	17,743	17,743	0	290	0	290	0	18,033	0	0	0	149	10/25/2048	1.A
33851G-AM-7	FLAGSTAR MORTGAGE TRUST SERIES 2021-6INV CLASS A11X 14 4.050% 08/25/51		03/25/2022	Paydown		0	0	160,871	160,871	0	(160,871)	0	(160,871)	0	0	0	0	0	9,277	08/25/2051	1.A FE
33851G-AY-1	FLAGSTAR MORTGAGE TRUST SERIES 2021-6INV CLASS AX1 144 0.353% 07/25/51		03/01/2022	Paydown		0	0	273,976	273,976	0	(273,976)	0	(273,976)	0	0	0	0	0	11,866	07/25/2051	1.B FE
33851G-AZ-8	FLAGSTAR MORTGAGE TRUST SERIES 2021-6INV CLASS AX4 144 0.500% 08/25/51		03/01/2022	Paydown		0	0	271,507	271,507	0	(271,507)	0	(271,507)	0	0	0	0	0	10,803	08/25/2051	1.A FE
33851H-AC-7	FLAGSTAR MORTGAGE TRUST SERIES 2018-2 CLASS A3 144A 4.000% 04/25/48		03/01/2022	Paydown		145,599	145,599	146,722	146,722	0	(1,123)	0	(1,123)	0	145,599	0	0	0	1,093	04/25/2048	1.A
33851H-AP-8	FLAGSTAR MORTGAGE TRUST SERIES 2018-2 CLASS A14 144A 3.500% 04/25/48		03/01/2022	Paydown		84,167	84,167	82,446	82,446	0	1,721	0	1,721	0	84,167	0	0	0	492	04/25/2048	1.A
33851K-AC-0	FLAGSTAR MORTGAGE TRUST SERIES 2020-2 CLASS A-2 3.000% 08/25/50		03/01/2022	Paydown		533,952	533,952	562,313	562,313	0	(28,362)	0	(28,362)	0	533,952	0	0	0	2,591	08/25/2050	1.A
33851K-AG-1	FLAGSTAR MORTGAGE TRUST SERIES 2020-2 CLASS A-2 3.000% 08/25/50		03/01/2022	Paydown		222,480	222,480	231,199	231,199	0	(8,719)	0	(8,719)	0	222,480	0	0	0	1,080	08/25/2050	1.A
33851M-AK-8	FLAGSTAR MORTGAGE TRUST SERIES 2021-9INV CLASS AX2 144 0.500% 09/25/41		03/01/2022	Paydown		0	0	20,634	20,634	0	(20,634)	0	(20,634)	0	0	0	0	0	1,093	09/25/2041	1.A FE
33851R-AQ-4	FLAGSTAR MORTGAGE TRUST SERIES 2021-10INV CLASS AX1 14 0.523% 10/25/51		03/01/2022	Paydown		0	0	361,328	361,328	0	(361,328)	0	(361,328)	0	0	0	0	0	14,019	10/25/2051	1.B FE
33851T-AY-3	FLAGSTAR MORTGAGE TRUST SERIES 2021-11IN CLASS AX1 144 0.271% 11/25/51		03/01/2022	Paydown		0	0	133,669	133,669	0	(133,669)	0	(133,669)	0	0	0	0	0	6,553	11/25/2051	1.B FE
33851Y-AC-0	FLAGSTAR MORTGAGE TRUST SERIES 2020-11IN CLASS A3 144A 3.000% 03/25/50		03/01/2022	Paydown		237,752	237,752	243,124	243,124	0	(5,373)	0	(5,373)	0	237,752	0	0	0	1,097	03/25/2050	1.A
33851Y-AM-8	FLAGSTAR MORTGAGE TRUST SERIES 2020-11IN CLASS A11X 14 4.963% 03/25/50		03/25/2022	Paydown		0	0	551,444	551,444	0	(551,444)	0	(551,444)	0	0	0	0	0	35,380	03/25/2050	1.A FE
33852A-AM-9	FLAGSTAR MORTGAGE TRUST SERIES 2019-11IN CLASS AX11 14 4.363% 10/25/49		03/25/2022	Paydown		0	0	266,906	266,906	0	(266,906)	0	(266,906)	0	0	0	0	0	24,513	10/25/2049	1.A FE
33852A-AR-8	FLAGSTAR MORTGAGE TRUST SERIES 2019-11IN CLASS A15 144 3.500% 10/25/49		03/01/2022	Paydown		40,463	40,463	41,369	41,369	0	(906)	0	(906)	0	40,463	0	0	0	214	10/25/2049	1.A
33852B-AJ-4	FLAGSTAR MORTGAGE TRUST SERIES 2021-8INV CLASS AX1 144 0.529% 09/25/51		03/01/2022	Paydown		708,779	708,779	720,646	720,646	0	(11,866)	0	(11,866)	0	708,779	0	0	0	4,159	12/25/2049	1.A
33852H-AQ-5	FLAGSTAR MORTGAGE TRUST SERIES 2021-8INV CLASS AX1 144 0.529% 09/25/51		03/01/2022	Paydown		0	0	447,146	447,146	0	(447,146)	0	(447,146)	0	0	0	0	0	22,271	09/25/2051	1.B FE
33852H-AR-3	FLAGSTAR MORTGAGE TRUST SERIES 2021-8INV CLASS AX4 144 0.500% 09/25/51		03/01/2022	Paydown		0	0	503,155	503,155	0	(503,155)	0	(503,155)	0	0	0	0	0	18,233	09/25/2051	1.A FE
33852J-BA-5	FLAGSTAR MORTGAGE TRUST SERIES 2021-7 CLASS AX1 144A 0.441% 08/25/51		03/01/2022	Paydown		0	0	80,658	80,658	0	(80,658)	0	(80,658)	0	0	0	0	0	2,323	08/25/2051	1.A FE
33972P-AA-7	FLNG LIQUEFACTION 2 LLC SERIES 144A 4.125% 03/31/38		03/31/2022	Redemption	100.0000	273,880	273,880	273,880	273,880	0	0	0	0	0	273,880	0	0	0	5,649	03/31/2038	2.B FE
340711-BA-7	FLORIDA GAS TRANSMISSION SERIES 144A 2.300% 10/01/31		02/08/2022	JP MORGAN CHASE Redemption	100.0000	4,629,900	5,000,000	4,996,093	4,996,093	0	77	0	77	0	4,996,170	0	(366,270)	(366,270)	41,847	10/01/2031	2.B FE
34107@-AA-7	FLORIDA PIPELINE HOLDINGS LLC 2.920% 08/15/38		02/15/2022	JP MORGAN CHASE Redemption	100.0000	781,138	781,138	781,138	781,138	0	0	0	0	0	781,138	0	0	0	13,305	08/15/2038	2.B PL
341081-FF-9	FLORIDA POWER & LIGHT CO 4.125% 02/01/42		02/25/2022	JANE STREET CAPITAL		10,000,000	10,000,000	9,975,300	9,981,017	0	99	0	99	0	9,981,115	0	633,885	633,885	240,625	02/01/2042	1.E FE
341081-FH-5	FLORIDA POWER & LIGHT CO 3.800% 12/15/42		03/17/2022	JANE STREET CAPITAL		253,540	250,000	318,555	314,989	0	(554)	0	(554)	0	314,435	0	(60,895)	(60,895)	2,533	12/15/2042	1.E FE
34959J-AH-1	FORTIVE CORPORATION 4.300% 06/15/46		03/09/2022	JP MORGAN CHASE		4,704,671	4,329,000	4,463,415	4,456,955	0	(611)	0	(611)	0	4,456,344	0	248,326	248,326	44,468	06/15/2046	2.B FE
35805B-AE-8	FRESENIUS MED CARE III SERIES 144A 3.000% 12/01/31		01/26/2022	RBC CAPITAL MARKETS		1,474,425	1,500,000	1,510,470	1,510,332	0	(74)	0	(74)	0	1,510,258	0	(35,833)	(35,833)	7,125	12/01/2031	2.C FE
36144@-BJ-1	GATX CORP 3.500% 06/01/32		03/03/2022	WACHOVIA		7,008,820	7,000,000	6,982,500	6,982,500	0	0	0	0	0	6,982,502	0	26,318	26,318	2,042	06/01/2032	2.B FE

EO5.51

STATEMENT AS OF MARCH 31, 2022 OF THE VOYA RETIREMENT INSURANCE AND ANNUITY COMPANY

SCHEDULE D - PART 4

Show All Long-Term Bonds and Stock Sold, Redeemed or Otherwise Disposed of During the Current Quarter

1	2	3	4	5	6	7	8	9	10	Change In Book/Adjusted Carrying Value					16	17	18	19	20	21	22
										11	12	13	14	15							
CUSIP Identification	Description	Foreign	Disposal Date	Name of Purchaser	Number of Shares of Stock	Consideration	Par Value	Actual Cost	Prior Year Book/Adjusted Carrying Value	Unrealized Valuation Increase/(Decrease)	Current Year's (Amortization)/Accretion	Current Year's Other Than Temporary Impairment Recognized	Total Change in Book/Adjusted Carrying Value (11 + 12 - 13)	Total Foreign Exchange Change in Book /Adjusted Carrying Value	Book/Adjusted Carrying Value at Disposal Date	Foreign Exchange Gain (Loss) on Disposal	Realized Gain (Loss) on Disposal	Total Gain (Loss) on Disposal	Bond Interest/Stock Dividends Received During Year	Stated Contractual Maturity Date	NAIC Designation, NAIC Designation Modifier and SVO Administrative Symbol
36228F-PF-7	GSR MORTGAGE LOAN TRUST SERIES 2003-3F CLASS 2A1 4.500% 04/25/33		03/01/2022	Paydown		845	845	841	841	0	3	0	3	0	845	0	0	0	6	04/25/2033	1.A FM
36228F-XX-9	GSR MORTGAGE LOAN TRUST SERIES 2003-10 CLASS 1A1 2.389% 10/25/33		03/01/2022	Paydown		93	93	98	98	0	(4)	0	(4)	0	93	0	0	0	0	10/25/2033	1.A FM
362341-XE-4	GSR MORTGAGE LOAN TRUST SERIES 2005-AR7 CLASS 5A1 3.142% 11/25/35		03/01/2022	Paydown		5,470	4,012	3,440	3,440	0	2,030	0	2,030	0	5,470	0	0	0	33	11/25/2035	1.D FM
362351-AB-4	GSAA HOME EQUITY TRUST SERIES 06-20 CLASS 1A2 0.817% 12/25/46		03/25/2022	Paydown		18,682	18,682	7,201	7,201	0	11,481	0	11,481	0	18,682	0	0	0	11	12/25/2046	1.D FM
36242D-7K-3	GSR MORTGAGE LOAN TRUST SERIES 2005-5F CLASS 8A1 0.957% 06/25/35		03/25/2022	Paydown		431	431	431	431	0	0	0	0	0	431	0	0	0	0	06/25/2035	1.A FM
36242D-T5-2	GSMP S MORTGAGE LOAN TRUST SERIES 2005-RP2 CLASS 1AF 144A 0.807% 03/25/35		03/25/2022	Paydown		45,523	45,523	42,122	42,122	0	3,402	0	3,402	0	45,523	0	0	0	35	03/25/2035	1.D FM
36251P-AF-1	GS MORTGAGE SECURITIES TRUST SERIES 2016-GS3 CLASS XA 1.199% 10/10/49		03/01/2022	Paydown		0	0	3,148	3,148	0	(3,148)	0	(3,148)	0	0	0	0	0	135	10/10/2049	1.A FE
36257L-AA-5	GS MORTGAGE-BACKED SECURITIES SERIES 2019-PJ2 CLASS A1 144A 4.000% 11/25/49		03/01/2022	Paydown		121,113	121,113	125,844	125,844	0	(4,731)	0	(4,731)	0	121,113	0	0	0	862	11/25/2049	1.A
36257L-AL-1	GS MORTGAGE-BACKED SECURITIES SERIES 2019-PJ2 CLASS AX1 144A 0.373% 11/25/49		03/01/2022	Paydown		0	0	13,274	13,274	0	(13,274)	0	(13,274)	0	0	0	0	0	6,785	11/25/2049	1.A FE
36257M-AA-3	GS MORTGAGE SECURITIES TRUST SERIES 2019-70P CLASS A 144A 1.397% 10/15/36		01/26/2022	JP MORGAN CHASE		6,965,000	7,000,000	6,800,274	6,800,274	0	10,166	0	10,166	0	6,810,439	0	154,561	154,561	9,485	10/15/2036	1.A FE
36257Q-AA-4	GS MORTGAGE SECURITIES TRUST SERIES 2019-PJ3 CLASS A1 144A 3.500% 03/25/50		03/01/2022	Paydown		162,908	162,908	170,236	170,236	0	(7,328)	0	(7,328)	0	162,908	0	0	0	912	03/25/2050	1.A
36257Q-AQ-9	GS MORTGAGE BACKED SECURITIES SERIES 2019-PJ3 CLASS B1 144A 3.986% 03/25/50		03/01/2022	Paydown		14,997	14,997	15,641	15,641	0	(644)	0	(644)	0	14,997	0	0	0	96	03/25/2050	1.A
36257Q-AR-7	GS MORTGAGE BACKED SECURITIES SERIES 2019-PJ3 CLASS B2 144A 3.986% 03/25/50		03/01/2022	Paydown		19,871	19,871	20,688	20,688	0	(818)	0	(818)	0	19,871	0	0	0	128	03/25/2050	1.A
36257T-AA-8	GS MORTGAGE BACKED SECURITIES SERIES 2019-PJ1 CLASS A1 144A 4.000% 08/25/49		03/01/2022	Paydown		162,909	162,909	165,042	165,042	0	(2,132)	0	(2,132)	0	162,909	0	0	0	1,211	08/25/2049	1.A
36258F-AA-7	GS MORTGAGE BACKED SECURITIES SERIES 2020-PJ1 CLASS A1 144A 3.500% 05/25/50		03/01/2022	Paydown		114,963	114,963	121,491	121,491	0	(6,528)	0	(6,528)	0	114,963	0	0	0	598	05/25/2050	1.A
36258F-AH-2	GS MORTGAGE BACKED SECURITIES SERIES 2020-PJ1 CLASS A8 144A 3.500% 05/25/50		03/01/2022	Paydown		459,873	459,873	471,905	471,905	0	(12,032)	0	(12,032)	0	459,873	0	0	0	2,392	05/25/2050	1.A
36259V-AB-9	GS MORTGAGE BACKED SECURITIES SERIES 2020-PJ4 CLASS A2 144A 3.000% 01/25/51		03/01/2022	Paydown		124,593	124,593	131,760	131,760	0	(7,168)	0	(7,168)	0	124,593	0	0	0	561	01/25/2051	1.A
36259V-AM-5	GS MORTGAGE BACKED SECURITIES SERIES 2020-PJ4 CLASS AX2 144A 0.500% 01/25/51		03/01/2022	Paydown		0	0	36,226	36,226	0	(36,226)	0	(36,226)	0	0	0	0	0	2,182	01/25/2051	1.A FE
36260D-AD-2	GS MORTGAGE BACKED SECURITIES SERIES 2020-PJ5 CLASS A4 3.000% 03/27/51		03/01/2022	Paydown		377,753	377,753	393,518	393,518	0	(15,765)	0	(15,765)	0	377,753	0	0	0	1,924	03/27/2051	1.A
36261H-AS-9	GS MORTGAGE BACKED SECURITIES SERIES 2021-PJ5 CLASS AX1 144A 0.091% 10/25/51		03/01/2022	Paydown		0	0	32,996	32,996	0	(32,996)	0	(32,996)	0	0	0	0	0	1,135	10/25/2051	1.B FE
36262D-AA-6	GS MORTGAGE BACKED SECURITIES SERIES 2020-PJ2 CLASS A1 144A 3.500% 07/25/50		03/01/2022	Paydown		179,080	179,080	189,847	189,847	0	(10,767)	0	(10,767)	0	179,080	0	0	0	925	07/25/2050	1.A
36262D-AL-2	GS MORTGAGE BACKED SECURITIES SERIES 2020-PJ2 CLASS AX1 144A 0.106% 07/25/50		03/01/2022	Paydown		0	0	8,258	8,258	0	(8,258)	0	(8,258)	0	0	0	0	0	1,558	07/25/2050	1.A FE
36262J-AK-1	GS MORTGAGE BACKED SECURITIES SERIES 2021-GR2 CLASS A9X 144A 4.101% 02/25/52		03/25/2022	Paydown		0	0	152,457	152,457	0	(152,457)	0	(152,457)	0	0	0	0	0	8,858	02/25/2052	1.A FE
36262J-AU-9	GS MORTGAGE BACKED SECURITIES SERIES 2021-GR2 CLASS AX1 144A 0.589% 02/25/52		03/01/2022	Paydown		0	0	239,798	239,798	0	(239,798)	0	(239,798)	0	0	0	0	0	10,828	02/25/2052	1.B FE
36262J-AX-3	GS MORTGAGE BACKED SECURITIES SERIES 2021-GR2 CLASS AX4 144A 0.313% 02/25/52		03/01/2022	Paydown		0	0	11,271	11,271	0	(11,271)	0	(11,271)	0	0	0	0	0	508	02/25/2052	1.B FE
36263C-AY-5	GS MORTGAGE BACKED SECURITIES SERIES 2021-PJ9 CLASS AX1 144A 0.290% 02/26/52		03/01/2022	Paydown		0	0	204,079	204,079	0	(204,079)	0	(204,079)	0	0	0	0	0	12,540	02/26/2052	1.A FE
36263K-AX-9	GS MORTGAGE BACKED SECURITIES SERIES 2021-INV1 CLASS AX4 144 0.313% 12/25/51		03/01/2022	Paydown		0	0	6,151	6,151	0	(6,151)	0	(6,151)	0	0	0	0	0	307	12/25/2051	1.B FE

E05.52

STATEMENT AS OF MARCH 31, 2022 OF THE VOYA RETIREMENT INSURANCE AND ANNUITY COMPANY

SCHEDULE D - PART 4

Show All Long-Term Bonds and Stock Sold, Redeemed or Otherwise Disposed of During the Current Quarter

1	2	3	4	5	6	7	8	9	10	Change In Book/Adjusted Carrying Value					16	17	18	19	20	21	22
										11	12	13	14	15							
CUSIP Identification	Description	Foreign	Disposal Date	Name of Purchaser	Number of Shares of Stock	Consideration	Par Value	Actual Cost	Prior Year Book/Adjusted Carrying Value	Unrealized Valuation Increase/(Decrease)	Current Year's (Amortization)/Accretion	Current Year's Other Than Temporary Impairment Recognized	Total Change in Book/Adjusted Carrying Value (11 + 12 - 13)	Total Foreign Exchange Change in Book /Adjusted Carrying Value	Book/Adjusted Carrying Value at Disposal Date	Foreign Exchange Gain (Loss) on Disposal	Realized Gain (Loss) on Disposal	Total Gain (Loss) on Disposal	Bond Interest/Stock Dividends Received During Year	Stated Contractual Maturity Date	NAIC Designation, NAIC Designation Modifier and SVO Administrative Symbol
36298X-AA-0	GSMP'S MORTGAGE LOAN TRUST SERIES 2006-PP2 CLASS 1AF1 144 0.857% 04/25/36		03/25/2022	Paydown		63,023	70,116	60,649	60,649	0	2,374	0	2,374	0	63,023	0	0	0	58	04/25/2036	1.D FM
36417J-BU-2	GMFF MORTGAGE ACQUISITION CO SERIES 2018-1 CLASS B1 144A 3.800% 11/25/57		03/01/2022	Paydown		11,815	11,815	11,769	11,769	0	45	0	45	0	11,815	0	0	0	75	11/25/2057	1.A
36418A-AG-2	GMFF MORTGAGE ACQUISITION CO SERIES 2019-2 CLASS A21 144A 4.000% 06/25/59		03/01/2022	Paydown		770,177	770,177	765,320	765,320	0	4,857	0	4,857	0	770,177	0	0	0	5,712	06/25/2059	1.A
36418A-BV-8	GMFF MORTGAGE ACQUISITION CO SERIES 2019-2 CLASS B1 144A 3.800% 06/25/59		03/01/2022	Paydown		5,528	5,528	4,965	4,965	0	564	0	564	0	5,528	0	0	0	35	06/25/2059	1.A
36418W-AG-4	GMFF MORTGAGE ACQUISITION CO SERIES 2019-1 CLASS A21 144A 4.500% 02/25/59		03/01/2022	Paydown		120,767	120,767	117,839	117,839	0	2,929	0	2,929	0	120,767	0	0	0	779	02/25/2059	1.A
36418W-AJ-8	GMFF MORTGAGE ACQUISITION CO SERIES 2019-1 CLASS A22 144A 4.000% 02/25/59		03/01/2022	Paydown		84,537	84,537	79,714	79,714	0	4,823	0	4,823	0	84,537	0	0	0	485	02/25/2059	1.A
36418W-AQ-2	GMFF MORTGAGE ACQUISITION CO SERIES 2019-1 CLASS A32 144A 4.000% 02/25/59		03/01/2022	Paydown		74,369	74,369	67,936	67,936	0	6,433	0	6,433	0	74,369	0	0	0	427	02/25/2059	1.A
369550-BH-0	GENERAL DYNAMICS CORP 4.250% 04/01/40		03/17/2022	JP MORGAN CHASE		1,083,870	1,000,000	1,102,150	0	0	(211)	0	(211)	0	1,101,939	0	(18,069)	(18,069)	20,069	04/01/2040	1.G FE
375558-AZ-6	GILEAD SCIENCES INC 3.500% 02/01/25		03/18/2022	Various		5,075,875	5,000,000	4,995,300	4,998,548	0	95	0	95	0	4,998,643	0	77,232	77,232	111,076	02/01/2025	2.A FE
375558-BF-9	GILEAD SCIENCES INC 3.650% 03/01/26		03/16/2022	BARCLAYS CAPITAL		4,079,000	4,000,000	3,992,798	3,993,840	0	341	0	341	0	3,993,139	0	85,862	85,862	79,894	03/01/2026	2.A FE
382371-AA-0	GOODLEAP SUSTAINABLE HOME I SERIES 2021-3CS CLASS A 144A 2.100% 05/20/48		03/20/2022	Paydown		68,216	68,216	69,080	69,080	0	(864)	0	(864)	0	68,216	0	0	0	220	05/20/2048	1.F FE
39813#-AA-9	GRIDFLEX GENERATION LLC 5.210% 12/31/30		03/31/2022	Various		1,111,784	1,111,784	1,111,784	1,111,784	0	0	0	0	0	1,111,784	0	0	0	14,481	12/31/2030	2.C PL
404119-CF-4	HCA INC SERIES 144A 3.625% 03/15/32		03/03/2022	JANE STREET CAPITAL		11,500,625	11,500,000	11,386,495	0	0	0	0	0	11,386,495	0	122,130	122,130	0	0	03/15/2032	2.C FE
404119-CG-2	HCA INC SERIES 144A 4.625% 03/15/52		03/17/2022	GOLDMAN SACHS & CO.		29,440	29,000	28,972	0	0	0	0	0	28,972	0	469	469	0	45	03/15/2052	2.C FE
406216-BG-5	HALLIBURTON CO 3.800% 11/15/25		02/23/2022	Call 105.8190		1,266,653	1,197,000	1,193,636	1,195,546	0	52	0	52	0	1,265,251	0	1,402	1,402	82,035	11/15/2025	2.A FE
41161P-LG-6	HARBORVIEW MORTGAGE LOAN TRUST SERIES 2005-1 CLASS X 2.062% 03/19/35		03/01/2022	Paydown		0	0	55,397	55,397	0	(55,397)	0	(55,397)	0	0	0	0	0	5,443	03/19/2035	5.B GI
41165A-AB-8	CLASS A1A 0.639% 09/19/37		03/21/2022	Paydown		165,781	165,781	152,181	152,181	0	13,600	0	13,600	0	165,781	0	0	0	85	09/19/2037	1.A FM
437076-BZ-4	HOME DEPOT INC 3.125% 12/15/49		03/17/2022	JANE STREET CAPITAL		182,506	200,000	239,246	237,813	0	(198)	0	(198)	0	237,615	0	(55,109)	(55,109)	1,667	12/15/2049	1.F FE
437076-CC-4	HOME DEPOT INC 3.300% 04/15/40		03/17/2022	JANE STREET CAPITAL		238,218	250,000	295,483	292,719	0	(478)	0	(478)	0	292,241	0	(54,024)	(54,024)	3,575	04/15/2040	1.F FE
438516-AR-7	HONEYWELL INTERNATIONAL 5.700% 03/15/36		03/17/2022	JANE STREET CAPITAL		156,838	125,000	185,642	180,849	0	(752)	0	(752)	0	180,097	0	(23,260)	(23,260)	3,681	03/15/2036	1.F FE
44416*-AB-2	HUDSON TRANSMISSION PARTN 4.420% 05/31/33		02/28/2022	Various		104,389	104,389	104,389	104,389	0	0	0	0	104,389	0	0	0	0	1,154	05/31/2033	2.A PL
44416*-AE-6	HUDSON TRANSMISSION PARTN 4.440% 11/30/32		02/28/2022	Various		10,890	10,890	10,890	10,890	0	0	0	0	10,890	0	0	0	0	121	11/30/2032	2.A PL
44416*-AF-3	HUDSON TRANSMISSION PARTN 4.440% 11/30/32		02/28/2022	Various		8,449	8,449	8,449	8,449	0	0	0	0	8,449	0	0	0	0	94	11/30/2032	2.A PL
446150-AW-4	HUNTINGTON BANCSHARES SERIES 144A 2.487% 08/15/36		02/25/2022	JANE STREET CAPITAL		2,260,250	2,500,000	2,500,000	2,500,000	0	0	0	0	0	2,500,000	0	(239,750)	(239,750)	33,678	08/15/2036	2.A FE
44962L-AA-5	IHS MARKIT LTD SERIES 144A 5.000% 11/01/22		03/02/2022	Taxable Exchange		1,464,762	1,440,000	1,454,625	1,441,331	0	(346)	0	(346)	0	1,440,985	0	23,777	23,777	24,200	11/01/2022	3.A FE
44962L-AF-4	IHS MARKIT LTD 4.750% 08/01/28		03/02/2022	Taxable Exchange		1,122,325	1,000,000	1,110,000	1,084,614	0	(1,968)	0	(1,968)	0	1,082,647	0	39,679	39,679	27,840	08/01/2028	3.A FE
452308-AQ-2	ILLINOIS TOOL WORKS INC 4.875% 09/15/41		02/25/2022	JANE STREET CAPITAL		4,780,568	4,005,000	4,466,696	4,366,688	0	(55,827)	0	(55,827)	0	4,310,860	0	469,708	469,708	90,029	09/15/2041	1.E FE
458140-AS-9	INTEL CORP 3.700% 07/29/25		03/16/2022	Various		5,662,195	5,500,000	5,491,805	5,496,718	0	180	0	180	0	5,496,898	0	165,297	165,297	129,449	07/29/2025	1.E FE
45866F-AD-6	INTERCONTINENTALEXCHANGE 3.750% 12/01/25		03/21/2022	Various		10,275,450	10,000,000	9,998,300	9,999,290	0	37	0	37	0	9,999,326	0	276,124	276,124	114,063	12/01/2025	1.G FE
45866F-AP-9	INTERCONTINENTALEXCHANGE 2.650% 09/15/40		01/26/2022	SUSQUEHANNA FINANCIAL GROUP		58,147	63,000	62,629	62,649	0	1	0	1	0	62,650	0	(4,503)	(4,503)	617	09/15/2040	1.G FE
459200-JG-7	IBM CORP 3.450% 02/19/26		03/15/2022	BANK OF AMERICA		714,791	700,000	697,655	698,932	0	49	0	49	0	698,981	0	15,810	15,810	13,953	02/19/2026	1.G FE
459200-KK-6	IBM CORP 2.850% 05/15/40		03/17/2022	JANE STREET CAPITAL		175,000	193,009	191,924	191,924	0	(171)	0	(171)	0	191,753	0	(39,080)	(39,080)	1,746	05/15/2040	1.G FE
459200-KN-0	IBM CORP 2.720% 02/09/32		02/25/2022	JANE STREET CAPITAL		1,939,760	2,000,000	1,999,660	0	0	2	0	2	0	1,999,662	0	(59,902)	(59,902)	3,324	02/09/2032	1.G FE
460146-CM-3	INTERNATIONAL PAPER CO 5.000% 09/15/35		03/17/2022	Various		983,272	849,000	1,079,314	1,062,289	0	(2,282)	0	(2,282)	0	1,060,007	0	(76,735)	(76,735)	19,852	09/15/2035	2.B FE
462613-AP-5	IPALCO ENTERPRISES INC SERIES III 4.250% 05/01/30		01/25/2022	MORGAN STANLEY & CO. INC.		1,069,300	1,000,000	1,129,560	1,121,006	0	(979)	0	(979)	0	1,120,028	0	(50,728)	(50,728)	10,153	05/01/2030	2.C FE
465685-AQ-8	ITC HOLDINGS CORP SERIES 144A 2.950% 05/14/30		01/24/2022	JP MORGAN CHASE		3,018,000	3,000,000	2,993,820	2,995,516	0	(768)	0	(768)	0	2,994,748	0	23,252	23,252	17,700	05/14/2030	2.B FE
46590U-AA-0	J G WENTWORTH XLIII LLC SERIES 2018-2A CLASS A 144A 3.960% 10/15/75		03/15/2022	Paydown		141,847	141,847	144,532	144,532	0	(2,685)	0	(2,685)	0	141,847	0	0	0	900	10/15/2075	1.A FE

E05.53

STATEMENT AS OF MARCH 31, 2022 OF THE VOYA RETIREMENT INSURANCE AND ANNUITY COMPANY

SCHEDULE D - PART 4

Show All Long-Term Bonds and Stock Sold, Redeemed or Otherwise Disposed of During the Current Quarter

1	2	3	4	5	6	7	8	9	10	Change In Book/Adjusted Carrying Value					16	17	18	19	20	21	22
										11	12	13	14	15							
CUSIP Identification	Description	For-foreign	Disposal Date	Name of Purchaser	Number of Shares of Stock	Consideration	Par Value	Actual Cost	Prior Year Book/Adjusted Carrying Value	Unrealized Valuation Increase/(Decrease)	Current Year's (Amortization)/Accretion	Current Year's Other Than Temporary Impairment Recognized	Total Change in Book/Adjusted Carrying Value (11 + 12 - 13)	Total Foreign Exchange Change in Book /Adjusted Carrying Value	Book/Adjusted Carrying Value at Disposal Date	Foreign Exchange Gain (Loss) on Disposal	Realized Gain (Loss) on Disposal	Total Gain (Loss) on Disposal	Bond Interest/Stock Dividends Received During Year	Stated Contractual Maturity Date	NAIC Designation, NAIC Designation Modifier and SVO Administrative Symbol
46591D-AL-3	JP MORGAN MORTGAGE TRUST SERIES 2019-INV1 CLASS A11X 14 5.363% 10/25/49		03/25/2022	Paydown		0	0	104,583	104,583	0	(104,583)	0	(104,583)	0	0	0	0	0	10,715	10/25/2049	1.A FE
46591D-AX-7	JP MORGAN MORTGAGE TRUST SERIES 2019-INV1 CLASS B1 144A 5.015% 10/25/49		03/01/2022	Paydown		35,602	35,602	34,709	34,709	0	893	0	893	0	35,602	0	0	0	290	10/25/2049	1.A
46591F-AC-8	JP MORGAN MORTGAGE TRUST SERIES 2019-5 CLASS A3 144A 4.000% 11/25/49		03/01/2022	Paydown		188,603	188,603	213,293	213,293	0	(24,690)	0	(24,690)	0	188,603	0	0	0	1,100	11/25/2049	1.A
46591F-AZ-7	JP MORGAN MORTGAGE TRUST SERIES 2019-5 CLASS B2 144A 4.482% 11/25/49		03/01/2022	Paydown		7,079	7,079	7,507	7,507	0	(428)	0	(428)	0	7,079	0	0	0	65	11/25/2049	1.A
46591H-AA-8	CHASE MORTGAGE FINANCE CORPO SERIES 2019-CL1 CLASS M1 1.807% 04/25/47		03/25/2022	Paydown		91,946	91,946	91,946	91,946	0	0	0	0	0	91,946	0	0	0	333	04/25/2047	1.A FE
46591H-AA-8	CHASE MORTGAGE FINANCE CORPO SERIES 2019-CL1 CLASS M1 1.807% 04/25/47		02/25/2022	Paydown		129,933	129,933	129,933	129,933	0	0	0	0	0	129,933	0	0	0	315	04/25/2047	1.C FE
46591K-AC-7	JP MORGAN MORTGAGE TRUST SERIES 2019-8 CLASS A3 144A 3.500% 03/25/50		03/01/2022	Paydown		142,263	142,263	150,456	150,456	0	(8,193)	0	(8,193)	0	142,263	0	0	0	722	03/25/2050	1.A
46591K-BA-0	JP MORGAN MORTGAGE TRUST SERIES 2019-8 CLASS A11X 144A 5.193% 03/25/50		03/25/2022	Paydown		0	0	82,355	82,355	0	(82,355)	0	(82,355)	0	0	0	0	0	10,682	03/25/2050	1.A FE
46591L-BD-2	JP MORGAN MORTGAGE TRUST SERIES 2019-INV3 CLASS A11X 14 4.813% 05/25/50		03/25/2022	Paydown		0	0	296,398	296,398	0	(296,398)	0	(296,398)	0	0	0	0	0	22,533	05/25/2050	1.A FE
46591L-BH-3	JP MORGAN MORTGAGE TRUST SERIES 2019-INV3 CLASS A15 144 3.500% 05/25/50		03/01/2022	Paydown		249,064	249,064	216,025	216,025	0	33,039	0	33,039	0	249,064	0	0	0	1,292	05/25/2050	1.A
46591L-BN-0	JP MORGAN MORTGAGE TRUST SERIES 2019-INV3 CLASS AX3 144 2.500% 05/25/50		03/01/2022	Paydown		0	0	149,376	149,376	0	(149,376)	0	(149,376)	0	0	0	0	0	7,529	05/25/2050	1.A FE
46591L-BP-5	JP MORGAN MORTGAGE TRUST SERIES 2019-INV3 CLASS AX4 144 0.700% 05/25/50		03/01/2022	Paydown		0	0	38,039	38,039	0	(38,039)	0	(38,039)	0	0	0	0	0	1,907	05/25/2050	1.A FE
46591L-BQ-3	JP MORGAN MORTGAGE TRUST SERIES 2019-INV3 CLASS B1 144A 4.409% 05/25/50		03/01/2022	Paydown		29,837	29,837	27,998	27,998	0	1,839	0	1,839	0	29,837	0	0	0	214	05/25/2050	1.A
46591N-BH-9	JP MORGAN MORTGAGE TRUST SERIES 2020-LTV1 CLASS A15 144 3.500% 06/25/50		03/01/2022	Paydown		334,086	334,086	355,284	355,284	0	(21,198)	0	(21,198)	0	334,086	0	0	0	1,595	06/25/2050	1.A
46591T-AC-8	JP MORGAN MORTGAGE TRUST SERIES 2020-2 CLASS A3 144A 3.500% 07/25/50		03/01/2022	Paydown		157,461	157,461	168,895	168,895	0	(11,434)	0	(11,434)	0	157,461	0	0	0	789	07/25/2050	1.A
46591T-AE-4	JP MORGAN MORTGAGE TRUST SERIES 2020-2 CLASS A3X 144A 0.500% 07/25/50		03/01/2022	Paydown		0	0	80,666	80,666	0	(80,666)	0	(80,666)	0	0	0	0	0	4,158	07/25/2050	1.A FE
46591T-BG-8	JP MORGAN MORTGAGE TRUST SERIES 2020-2 CLASS A15 144A 3.500% 07/25/50		03/01/2022	Paydown		59,048	59,048	59,480	59,480	0	(432)	0	(432)	0	59,048	0	0	0	296	07/25/2050	1.A
46591T-BK-9	JP MORGAN MORTGAGE TRUST SERIES 2020-2 CLASS AX1 144A 0.198% 07/25/50		03/19/2022	Paydown		0	0	39,622	69,051	0	(69,051)	0	(69,051)	0	0	0	0	0	(593)	07/25/2050	1.A FE
46591T-BN-3	JP MORGAN MORTGAGE TRUST SERIES 2020-2 CLASS AX4 144A 0.150% 07/25/50		03/01/2022	Paydown		0	0	8,472	8,472	0	(8,472)	0	(8,472)	0	0	0	0	0	397	07/25/2050	1.A FE
46591V-BD-0	JP MORGAN MORTGAGE TRUST SERIES 2020-INV1 CLASS A11X 14 4.713% 08/25/50		03/25/2022	Paydown		0	0	654,455	654,455	0	(654,455)	0	(654,455)	0	0	0	0	0	45,361	08/25/2050	1.A FE
46592W-BU-9	JP MORGAN MORTGAGE TRUST SERIES 2021-12 CLASS AX1 144A 0.500% 02/25/52		03/01/2022	Paydown		0	0	454,872	0	0	(454,872)	0	(454,872)	0	0	0	0	0	9,301	02/25/2052	1.A FE
465973-BS-3	JP MORGAN MORTGAGE TRUST SERIES 2022-INV1 CLASS AX1 144 0.152% 03/25/52		03/01/2022	Paydown		0	0	62,468	0	0	(62,468)	0	(62,468)	0	0	0	0	0	1,922	03/25/2052	1.A FE
46620V-AA-2	J G WENTWORTH XXXIX LLC SERIES 2017-2A CLASS A 144A 3.530% 09/15/72		03/15/2022	Paydown		119,963	119,963	120,994	120,994	0	(1,030)	0	(1,030)	0	119,963	0	0	0	604	09/15/2072	1.A FE
466247-LP-6	JP MORGAN MORTGAGE TRUST SERIES 2005-A1 CLASS 3A1 2.602% 02/25/35		03/01/2022	Paydown		12,153	12,153	12,718	12,718	0	(565)	0	(565)	0	12,153	0	0	0	41	02/25/2035	1.A FM
46625H-HV-5	JP MORGAN CHASE & CO 5.500% 10/15/40		03/17/2022	JANE STREET CAPITAL		243,284	200,000	299,794	294,220	0	(930)	0	(930)	0	293,290	0	(50,006)	(50,006)	4,767	10/15/2040	1.F FE
46625H-JX-9	JP MORGAN CHASE & CO 3.625% 05/13/24		03/21/2022	HSBC SECURITIES USA INC.		1,021,460	1,000,000	995,100	998,674	0	122	0	122	0	998,796	0	22,664	22,664	13,090	05/13/2024	1.F FE
46633J-AJ-6	JP MORGAN CHASE COMMERCIAL SERIES 2021-MHC CLASS C 144A 1.697% 04/15/38		03/16/2022	BARCLAYS CAPITAL		974,375	1,000,000	1,000,000	1,000,000	0	0	0	0	0	1,000,000	0	(25,625)	(25,625)	3,726	04/15/2038	1.A

EO5.54

STATEMENT AS OF MARCH 31, 2022 OF THE VOYA RETIREMENT INSURANCE AND ANNUITY COMPANY

SCHEDULE D - PART 4

Show All Long-Term Bonds and Stock Sold, Redeemed or Otherwise Disposed of During the Current Quarter

1	2	3	4	5	6	7	8	9	10	Change In Book/Adjusted Carrying Value					16	17	18	19	20	21	22
										11	12	13	14	15							
CUSIP Identification	Description	Foreign	Disposal Date	Name of Purchaser	Number of Shares of Stock	Consideration	Par Value	Actual Cost	Prior Year Book/Adjusted Carrying Value	Unrealized Valuation Increase/(Decrease)	Current Year's (Amortization)/Accretion	Current Year's Other Than Temporary Impairment Recognized	Total Change in Book/Adjusted Carrying Value (11 + 12 - 13)	Total Foreign Exchange Change in Book /Adjusted Carrying Value	Book/Adjusted Carrying Value at Disposal Date	Foreign Exchange Gain (Loss) on Disposal	Realized Gain (Loss) on Disposal	Total Gain (Loss) on Disposal	Bond Interest/Stock Dividends Received During Year	Stated Contractual Maturity Date	NAIC Designation, NAIC Designation Modifier and SVO Administrative Symbol
46643B-AW-1	JP MORGAN MORTGAGE TRUST SERIES 2014-1VR3 CLASS B1 144A 2.383% 09/25/44		03/01/2022	Paydown		218,919	218,919	215,760	215,760	0	3,158	0	3,158	0	218,919	0	0	0	905	09/25/2044	1.A
46647E-AE-1	JP MORGAN MORTGAGE TRUST SERIES 2016-3 CLASS 1A5 144A 3.410% 10/25/46		03/01/2022	Paydown		541,931	541,931	545,224	545,224	0	(3,293)	0	(3,293)	0	541,931	0	0	0	3,704	10/25/2046	1.A
46647P-AJ-5	JPMORGAN CHASE & CO 3.882% 07/24/38		03/17/2022	JANE STREET CAPITAL MORGAN KEEGAN & COMPANY INC		305,961	300,000	300,000	300,000	0	0	0	0	0	300,000	0	5,961	5,961	7,667	07/24/2038	1.F FE
46647P-BM-7	JPMORGAN CHASE & CO 3.109% 04/22/41		03/25/2022	JANE STREET CAPITAL MORGAN KEEGAN & COMPANY INC		44,618	50,000	55,952	55,604	0	(60)	0	(60)	0	55,544	0	(10,927)	(10,927)	678	04/22/2041	1.F FE
46647S-AN-0	JP MORGAN MORTGAGE TRUST SERIES 2017-3 CLASS 1A7 144A 3.500% 08/25/47		03/01/2022	Paydown		305,354	305,354	282,769	282,769	0	22,586	0	22,586	0	305,354	0	0	0	1,743	08/25/2047	1.A
46647S-BE-9	JP MORGAN MORTGAGE TRUST SERIES 2017-3 CLASS 1AX1 144A 0.366% 08/25/47		03/01/2022	Paydown		0	0	10,707	10,707	0	(10,707)	0	(10,707)	0	0	0	0	0	1,809	08/25/2047	1.A FE
46648H-AG-8	JP MORGAN MORTGAGE TRUST SERIES 2017-2 CLASS A7 144A 3.500% 05/25/47		03/01/2022	Paydown		552,621	552,621	548,200	548,200	0	4,421	0	4,421	0	552,621	0	0	0	2,907	05/25/2047	1.A
46648H-AZ-6	JP MORGAN MORTGAGE TRUST SERIES 2017-2 CLASS B2 144A 3.662% 05/25/47		03/01/2022	Paydown		24,591	24,591	24,521	24,521	0	70	0	70	0	24,591	0	0	0	150	05/25/2047	1.A
46648U-AG-6	JP MORGAN MORTGAGE TRUST SERIES 2018-1 CLASS A7 144A 3.500% 06/25/48		03/01/2022	Paydown		282,709	282,709	280,224	280,224	0	2,485	0	2,485	0	282,709	0	0	0	1,250	06/25/2048	1.A
46649U-AG-9	JP MORGAN MORTGAGE TRUST SERIES 2017-4 CLASS A7 144A 3.500% 11/25/48		03/01/2022	Paydown		567,425	567,425	566,320	566,320	0	1,106	0	1,106	0	567,425	0	0	0	3,071	11/25/2048	1.A
46649C-AN-3	JP MORGAN MORTGAGE TRUST SERIES 2018-4 CLASS A13 144A 3.500% 10/25/48		03/01/2022	Paydown		30,608	30,608	30,047	30,047	0	561	0	561	0	30,608	0	0	0	179	10/25/2048	1.A
46649K-AW-5	JP MORGAN MORTGAGE TRUST SERIES 2018-5 CLASS AX3 144A 0.500% 10/25/48		03/01/2022	Paydown		0	0	3,883	3,883	0	(3,883)	0	(3,883)	0	0	0	0	0	1,221	10/25/2048	1.A FE
46649T-AG-1	JP MORGAN MORTGAGE TRUST SERIES 2018-3 CLASS A7 144A 3.500% 09/25/48		03/01/2022	Paydown		1,380,507	1,380,507	1,328,279	1,328,279	0	52,227	0	52,227	0	1,380,507	0	0	0	7,488	09/25/2048	1.A
46649T-AN-6	JP MORGAN MORTGAGE TRUST SERIES 2018-3 CLASS A13 144A 3.500% 09/25/48		03/01/2022	Paydown		45,922	45,922	45,068	45,068	0	854	0	854	0	45,922	0	0	0	269	09/25/2048	1.A
46649X-AL-1	JP MORGAN MORTGAGE TRUST SERIES 2018-9 CLASS A7 144A 4.000% 02/25/49		01/21/2022	Various		0	0	0	0	0	(6)	0	(6)	0	(6)	0	6	6	(75)	07/05/2031	2.C FE
46649Y-AG-0	JP MORGAN MORTGAGE TRUST SERIES 2018-9 CLASS A7 144A 4.000% 02/25/49		03/01/2022	Paydown		336,173	336,173	324,278	324,278	0	11,895	0	11,895	0	336,173	0	0	0	1,900	02/25/2049	1.A
46649Y-BG-9	JP MORGAN MORTGAGE TRUST SERIES 2018-9 CLASS B1 144A 4.263% 02/25/49		03/01/2022	Paydown		24,984	24,984	25,186	25,186	0	(203)	0	(203)	0	24,984	0	0	0	171	02/25/2049	1.A
46650H-AC-2	JP MORGAN MORTGAGE TRUST SERIES 2019-1 CLASS A3 144A 4.000% 05/25/49		03/01/2022	Paydown		176,211	176,211	176,928	176,928	0	(717)	0	(717)	0	176,211	0	0	0	1,096	05/25/2049	1.A
46650H-AM-0	JP MORGAN MORTGAGE TRUST SERIES 2019-1 A11X 144A 4.363% 05/25/49		03/25/2022	Paydown		0	0	65,161	65,161	0	(65,161)	0	(65,161)	0	0	0	0	0	17,428	05/25/2049	1.A FE
46650H-AV-0	JP MORGAN MORTGAGE TRUST SERIES 2019 1 CLASS AX4 144A 0.300% 05/25/49		03/01/2022	Paydown		0	0	1,016	1,016	0	(1,016)	0	(1,016)	0	0	0	0	0	403	05/25/2049	1.A FE
46650H-AW-8	JP MORGAN MORTGAGE TRUST SERIES 2019-1 CLASS B1 144A 4.488% 05/25/49		03/01/2022	Paydown		19,287	19,287	19,625	19,625	0	(338)	0	(338)	0	19,287	0	0	0	143	05/25/2049	1.A
46650J-AG-9	JP MORGAN MORTGAGE TRUST SERIES 2018-6 CLASS 1A7 144A 3.500% 12/25/48		03/01/2022	Paydown		387,313	387,313	353,826	353,826	0	33,487	0	33,487	0	387,313	0	0	0	2,202	12/25/2048	1.A
46650M-AU-1	JP MORGAN MORTGAGE TRUST SERIES 2018-8 CLASS A19 144A 4.000% 01/25/49		03/01/2022	Paydown		256,717	256,717	256,176	256,176	0	540	0	540	0	256,717	0	0	0	1,828	01/25/2049	1.A
46650M-BG-1	JP MORGAN MORTGAGE TRUST SERIES 2018-8 CLASS B2 144A 4.108% 01/25/49		03/01/2022	Paydown		25,195	25,195	26,439	26,439	0	(1,244)	0	(1,244)	0	25,195	0	0	0	174	01/25/2049	1.A
46650P-AM-2	JP MORGAN MORTGAGE TRUST SERIES 2019-LTV1 A11X 144A 5.043% 06/25/49		03/25/2022	Paydown		0	0	11,550	11,550	0	(11,550)	0	(11,550)	0	0	0	0	0	10,314	06/25/2049	1.A FE
46650P-AY-6	JP MORGAN MORTGAGE TRUST SERIES 2019-LTV1 CLASS B1 144A 4.617% 06/25/49		03/01/2022	Paydown		27,144	27,144	28,323	28,323	0	(1,179)	0	(1,179)	0	27,144	0	0	0	208	06/25/2049	1.A
46650P-AZ-3	JP MORGAN MORTGAGE TRUST SERIES 2019-LTV1 CLASS B2 144 4.617% 06/25/49		03/01/2022	Paydown		24,599	24,599	25,366	25,366	0	(767)	0	(767)	0	24,599	0	0	0	188	06/25/2049	1.A

EO5.55

STATEMENT AS OF MARCH 31, 2022 OF THE VOYA RETIREMENT INSURANCE AND ANNUITY COMPANY

SCHEDULE D - PART 4

Show All Long-Term Bonds and Stock Sold, Redeemed or Otherwise Disposed of During the Current Quarter

1	2	3	4	5	6	7	8	9	10	Change In Book/Adjusted Carrying Value					16	17	18	19	20	21	22
										11	12	13	14	15							
CUSIP Identification	Description	For- eign	Disposal Date	Name of Purchaser	Number of Shares of Stock	Consid- eration	Par Value	Actual Cost	Prior Year Book/ Adjusted Carrying Value	Unrealized Valuation Increase/ (Decrease)	Current Year's (Amor- tization)/ Accretion	Current Year's Other Than Temporary Impairment Recogn- ized	Total Change in Book/ Adjusted Carrying Value (11 + 12 - 13)	Total Foreign Exchange Change in Book /Adjusted Carrying Value	Book/ Adjusted Carrying Value at Disposal Date	Foreign Exchange Gain (Loss) on Disposal	Realized Gain (Loss) on Disposal	Total Gain (Loss) on Disposal	Bond Interest/ Stock Dividends Received During Year	Stated Con- tractual Maturity Date	NAIC Desig- nation, NAIC Desig- nation Modifier and SVO Admini- strative Symbol
46650Q-AC-2	JP MORGAN MORTGAGE TRUST SERIES 2019-3 CLASS A3 144A 4.000% 09/25/49		03/01/2022	Paydown		153,014	153,014	162,864	162,864	0	(9,850)	0	(9,850)	0	153,014	0	0	0	1,049	09/25/2049	1.A
46650T-AC-6	JP MORGAN MORTGAGE TRUST SERIES 2019-2 CLASS A3 144A 4.000% 08/25/49		03/01/2022	Paydown		110,158	110,158	116,808	116,808	0	(6,650)	0	(6,650)	0	110,158	0	0	0	826	08/25/2049	1.A
46650U-AX-0	JP MORGAN MORTGAGE TRUST SERIES 2019-2 CLASS B1 144A 4.491% 08/25/49		02/01/2022	Paydown		7,402	7,402	7,759	7,759	0	(357)	0	(357)	0	7,402	0	0	0	40	08/25/2049	1.A
46650T-BE-1	JP MORGAN MORTGAGE TRUST SERIES 2019-2 CLASS A11X 144A 5.093% 08/25/49		03/25/2022	Paydown		0	0	12,438	12,438	0	(12,438)	0	(12,438)	0	0	0	0	0	8,637	08/25/2049	1.A FE
46651A-AT-9	JP MORGAN MORTGAGE TRUST SERIES 2019-LTV2 CLASS A18 144 4.000% 12/25/49		03/01/2022	Paydown		160,354	160,354	179,423	179,423	0	(19,070)	0	(19,070)	0	160,354	0	0	0	1,049	12/25/2049	1.A
46651A-BA-9	JP MORGAN MORTGAGE TRUST SERIES 2019-LTV2 CLASS B1 144A 4.745% 12/25/49		03/01/2022	Paydown		18,045	18,045	19,429	19,429	0	(1,383)	0	(1,383)	0	18,045	0	0	0	108	12/25/2049	1.A
46651A-BB-7	JP MORGAN MORTGAGE TRUST SERIES 2019-LTV2 CLASS B2 144A 4.745% 12/25/49		03/01/2022	Paydown		9,023	9,023	9,612	9,612	0	(590)	0	(590)	0	9,023	0	0	0	54	12/25/2049	1.A
46651B-AC-4	JP MORGAN MORTGAGE TRUST SERIES 2019-6 CLASS A3 144A 3.500% 12/25/49		03/01/2022	Paydown		292,955	292,955	292,220	292,220	0	735	0	735	0	292,955	0	0	0	1,641	12/25/2049	1.A
46651B-AR-1	JP MORGAN MORTGAGE TRUST SERIES 2019-6 CLASS A15 144A 3.500% 12/25/49		03/01/2022	Paydown		72,514	72,514	72,500	72,500	0	14	0	14	0	72,514	0	0	0	406	12/25/2049	1.A
46651D-AC-0	JP MORGAN MORTGAGE TRUST SERIES 2019-INV2 CLASS A3 144A 3.500% 02/25/50		03/01/2022	Paydown		124,973	124,973	128,983	128,983	0	(4,010)	0	(4,010)	0	124,973	0	0	0	596	02/25/2050	1.A
46651D-AM-8	JP MORGAN MORTGAGE TRUST SERIES 2019-INV2 CLASS A11X144 5.413% 02/25/50		03/25/2022	Paydown		0	0	441,415	441,415	0	(441,415)	0	(441,415)	0	0	0	0	0	40,048	02/25/2050	1.A FE
46651D-AR-7	JP MORGAN MORTGAGE TRUST SERIES 2019-INV2 CLASS A15144A 3.500% 02/25/50		03/01/2022	Paydown		406,162	406,162	409,014	409,014	0	(2,852)	0	(2,852)	0	406,162	0	0	0	1,933	02/25/2050	1.A
46651D-AU-0	JP MORGAN MORTGAGE TRUST SERIES 2019-INV2 CLASS AX1144A 0.205% 02/25/50		03/01/2022	Paydown		0	0	16,229	16,229	0	(16,229)	0	(16,229)	0	0	0	0	0	1,876	02/25/2050	1.A FE
46651D-AX-4	JP MORGAN MORTGAGE TRUST SERIES 2019-INV2 CLASS AX4144A 1.050% 02/25/50		03/01/2022	Paydown		0	0	35,008	35,008	0	(35,008)	0	(35,008)	0	0	0	0	0	2,190	02/25/2050	1.A FE
46651D-AZ-9	JP MORGAN MORTGAGE TRUST SERIES 2019-INV2 CLASS B1A 144 3.255% 02/25/50		03/01/2022	Paydown		32,889	32,889	30,545	30,545	0	2,344	0	2,344	0	32,889	0	0	0	175	02/25/2050	1.A
46651F-AS-0	JP MORGAN MORTGAGE TRUST SERIES 2019-HYB1 CLASS B2 144A 3.591% 10/25/49		03/01/2022	Paydown		13,646	13,646	11,171	11,171	0	2,475	0	2,475	0	13,646	0	0	0	88	10/25/2049	1.A
46651G-AC-3	JP MORGAN MORTGAGE TRUST SERIES 2019-7 CLASS A3 144A 3.500% 02/25/50		03/01/2022	Paydown		207,425	207,425	216,417	216,417	0	(8,992)	0	(8,992)	0	207,425	0	0	0	1,442	02/25/2050	1.A
46651G-AM-1	JP MORGAN MORTGAGE TRUST SERIES 2019-7 CLASS A11X 144A 5.413% 02/25/50		03/25/2022	Paydown		0	0	70,862	70,862	0	(70,862)	0	(70,862)	0	0	0	0	0	14,690	02/25/2050	1.A FE
46651G-AX-7	JP MORGAN MORTGAGE TRUST SERIES 2019-7 CLASS AX4 144A 0.500% 02/25/50		03/01/2022	Paydown		0	0	2,635	2,635	0	(2,635)	0	(2,635)	0	0	0	0	0	549	02/25/2050	1.A FE
46651H-AC-1	JP MORGAN MORTGAGE TRUST SERIES 2019-LTV3 CLASS A3 144A 3.500% 03/25/50		03/01/2022	Paydown		262,709	262,709	67,119	67,119	0	195,590	0	195,590	0	262,709	0	0	0	1,230	03/25/2050	1.A
46651H-BD-8	JP MORGAN MORTGAGE TRUST SERIES 2019-LTV3 CLASS A11X 14 5.193% 03/25/50		03/25/2022	Paydown		0	0	156,772	156,772	0	(156,772)	0	(156,772)	0	0	0	0	0	37,691	03/25/2050	1.A FE
46651H-BL-0	JP MORGAN MORTGAGE TRUST SERIES 2019-LTV3 CLASS AX1 144 0.109% 03/25/50		03/01/2022	Paydown		0	0	10,521	10,521	0	(10,521)	0	(10,521)	0	0	0	0	0	740	03/25/2050	1.A FE
46651H-BP-1	JP MORGAN MORTGAGE TRUST SERIES 2019-LTV3 CLASS AX4 144 0.850% 03/25/50		03/01/2022	Paydown		0	0	13,886	13,886	0	(13,886)	0	(13,886)	0	0	0	0	0	2,042	03/25/2050	1.A FE
46651H-BQ-9	JP MORGAN MORTGAGE TRUST SERIES 2019-LTV3 CLASS B1 144A 4.459% 03/25/50		03/01/2022	Paydown		14,516	14,516	15,596	15,596	0	(1,080)	0	(1,080)	0	14,516	0	0	0	93	03/25/2050	1.A
46651H-BT-3	JP MORGAN MORTGAGE TRUST SERIES 2019-LTV3 CLASS B2 144A 4.459% 03/25/50		03/01/2022	Paydown		7,576	7,576	8,045	8,045	0	(469)	0	(469)	0	7,576	0	0	0	49	03/25/2050	1.A
46651T-AA-9	J G WENTWORTH XLI LLC SERIES 2018-1A CLASS A 144A 3.740% 10/17/72		03/15/2022	Paydown		181,565	181,565	188,895	188,895	0	(7,331)	0	(7,331)	0	181,565	0	0	0	1,210	10/17/2072	1.A FE
46651X-AJ-1	JP MORGAN MORTGAGE TRUST SERIES 2020-1 CLASS A5 144A 3.500% 06/25/50		03/01/2022	Paydown		876,485	876,485	916,628	916,628	0	(40,143)	0	(40,143)	0	876,485	0	0	0	4,471	06/25/2050	1.A

EO5.56

STATEMENT AS OF MARCH 31, 2022 OF THE VOYA RETIREMENT INSURANCE AND ANNUITY COMPANY

SCHEDULE D - PART 4

Show All Long-Term Bonds and Stock Sold, Redeemed or Otherwise Disposed of During the Current Quarter

1	2	3	4	5	6	7	8	9	10	Change In Book/Adjusted Carrying Value					16	17	18	19	20	21	22
										11	12	13	14	15							
CUSIP Identification	Description	For-foreign	Disposal Date	Name of Purchaser	Number of Shares of Stock	Consideration	Par Value	Actual Cost	Prior Year Book/Adjusted Carrying Value	Unrealized Valuation Increase/(Decrease)	Current Year's (Amortization)/Accretion	Current Year's Other Than Temporary Impairment Recognized	Total Change in Book/Adjusted Carrying Value (11 + 12 - 13)	Total Foreign Exchange Change in Book /Adjusted Carrying Value	Book/Adjusted Carrying Value at Disposal Date	Foreign Exchange Gain (Loss) on Disposal	Realized Gain (Loss) on Disposal	Total Gain (Loss) on Disposal	Bond Interest/Stock Dividends Received During Year	Stated Contractual Maturity Date	NAIC Designation, NAIC Designation Modifier and SVO Administrative Symbol
46651X-BQ-4	JP MORGAN MORTGAGE TRUST SERIES 2020-1 CLASS B1 144A 3.864% 06/25/50		03/01/2022	Paydown		10,827	10,827	10,941	10,941	0	(114)	0	(114)	0	10,827	0	0	0	70	06/25/2050	1.A
46651Y-AC-4	JP MORGAN MORTGAGE TRUST SERIES 2019-9 CLASS A3 144A 3.500% 05/25/50		03/01/2022	Paydown		39,795	39,795	37,414	37,414	0	2,381	0	2,381	0	39,795	0	0	0	199	05/25/2050	1.A
46651Y-AE-0	JP MORGAN MORTGAGE TRUST SERIES 2019-9 CLASS A3X 144A 0.500% 05/25/50		03/01/2022	Paydown		0	0	10,351	10,351	0	(10,351)	0	(10,351)	0	0	0	0	0	995	05/25/2050	1.A FE
46651Y-AH-3	JP MORGAN MORTGAGE TRUST SERIES 2019-9 CLASS A5 144A 3.500% 05/25/50		03/01/2022	Paydown		636,717	636,717	650,045	650,045	0	(13,327)	0	(13,327)	0	636,717	0	0	0	3,183	05/25/2050	1.A
46651Y-BC-3	JP MORGAN MORTGAGE TRUST SERIES 2019-9 CLASS A11X 144A 5.143% 05/25/50		03/25/2022	Paydown		0	0	92,527	92,527	0	(92,527)	0	(92,527)	0	0	0	0	0	12,454	05/25/2050	1.A FE
46651Y-BN-9	JP MORGAN MORTGAGE TRUST SERIES 2019-9 CLASS AX4 144A 0.200% 05/25/50		03/01/2022	Paydown		0	0	4,835	4,835	0	(4,835)	0	(4,835)	0	0	0	0	0	465	05/25/2050	1.A FE
46652K-BS-7	JP MORGAN MORTGAGE TRUST SERIES 2020-1 INV2 CLASS AX3 144 3.500% 10/25/50		03/01/2022	Paydown		0	0	325,685	325,685	0	(325,685)	0	(325,685)	0	0	0	0	0	17,571	10/25/2050	1.A FE
46652T-AC-4	JP MORGAN MORTGAGE TRUST SERIES 2020-8 CLASS A3 144A 3.000% 03/25/51		03/01/2022	Paydown		257,980	257,980	270,308	270,308	0	(12,328)	0	(12,328)	0	257,980	0	0	0	1,017	03/25/2051	1.A
46652T-BW-9	JP MORGAN MORTGAGE TRUST SERIES 2020-8 CLASS A15 144A 3.000% 03/25/51		03/01/2022	Paydown		96,743	96,743	100,120	100,120	0	(3,377)	0	(3,377)	0	96,743	0	0	0	381	03/25/2051	1.A
46652V-BP-9	JP MORGAN MORTGAGE TRUST SERIES 2021-4 CLASS AX1 144A 0.136% 08/25/51		03/01/2022	Paydown		0	0	24,779	0	0	(24,779)	0	(24,779)	0	0	0	0	0	659	08/25/2051	1.A FE
46653J-BM-2	JP MORGAN MORTGAGE TRUST SERIES 2020-5 CLASS A15 144A 3.000% 12/25/50		03/01/2022	Paydown		141,765	141,765	151,176	151,176	0	(9,411)	0	(9,411)	0	141,765	0	0	0	667	12/25/2050	1.A
46654V-AB-9	JP MORGAN MORTGAGE TRUST SERIES 2021-LTV2 CLASS A2 144A 2.774% 05/25/52		03/01/2022	Paydown		51,524	51,524	51,520	51,520	0	4	0	4	0	51,524	0	0	0	242	05/25/2052	1.C FE
46654V-AD-5	JP MORGAN MORTGAGE TRUST SERIES 2021-LTV2 CLASS AX1 144 0.430% 05/25/52		01/01/2022	Paydown		0	0	50,722	50,722	0	(50,722)	0	(50,722)	0	0	0	0	0	1,335	05/25/2052	1.B FE
46654V-AD-5	JP MORGAN MORTGAGE TRUST SERIES 2021-LTV2 CLASS AX1 144 0.430% 05/25/52		03/01/2022	Paydown		0	0	165,525	165,525	0	(165,525)	0	(165,525)	0	0	0	0	0	10,498	05/25/2052	1.E FE
46654W-BY-6	JP MORGAN MORTGAGE TRUST SERIES 2022-1 CLASS AX1 144A 0.155% 07/25/52		03/01/2022	Paydown		0	0	81,884	0	0	(81,884)	0	(81,884)	0	0	0	0	0	3,385	07/25/2052	1.B FE
46671F-AA-5	JGW 21-A 3.240% 12/31/77		03/03/2022	AMHERST PIERPONT		9,968,664	10,000,000	10,000,000	8,951,672	0	(64)	0	(64)	0	9,999,936	0	(31,272)	(31,272)	78,624	12/31/2077	1.F PL
476681-AA-9	JERSEY MIKE S FUNDING LLC SERIES 2019-1A CLASS A2 144A 4.433% 02/15/50		02/15/2022	Paydown		5,000	5,000	5,000	5,000	0	0	0	0	0	5,000	0	0	0	55	02/15/2050	2.B FE
477143-AH-4	JETBLUE 2019 1 CLASS AA SERIES AA 2.750% 05/15/32		01/31/2022	Various		3,268,365	3,338,473	3,338,473	3,338,473	0	0	0	0	0	3,338,473	0	(70,108)	(70,108)	18,617	05/15/2032	1.F FE
478160-BV-5	JOHNSON & JOHNSON 3.700% 03/01/46		03/17/2022	JANE STREET CAPITAL		156,446	150,000	196,265	194,218	0	(319)	0	(319)	0	193,899	0	(37,453)	(37,453)	3,083	03/01/2046	1.A FE
478160-CF-9	JOHNSON & JOHNSON 3.625% 03/03/37		03/17/2022	JANE STREET CAPITAL		262,283	250,000	296,925	294,463	0	(569)	0	(569)	0	293,894	0	(31,612)	(31,612)	4,984	03/03/2037	1.A FE
48255B-AA-7	KKR PINE BROOKE ISSUER LLC 3.000% 03/15/51		03/15/2022	Redemption		100,000	100,000	100,000	100,000	0	0	0	0	0	0	0	0	0	350	03/15/2051	2.A PL
48661E-AF-5	KAYNE ANDERSON KYE FUND 4.000% 03/22/22		02/22/2022	Various		25,903	25,903	25,903	25,903	0	0	0	0	0	25,903	0	0	0	486	03/22/2022	1.A FE
49308V-AF-4	KEY COMMERCIAL MORTGAGE TRUST SERIES 2020-S3 CLASS X 144A 1.739% 09/16/52		03/01/2022	Paydown		0	0	21,353	21,353	0	(21,353)	0	(21,353)	0	0	0	0	0	726	09/16/2052	1.A FE
50200X-AA-8	LCSS FINANCING LLC SERIES 2018-A CLASS A 144A 4.700% 12/15/62		03/15/2022	Paydown		93,604	93,604	93,604	93,604	0	0	0	0	0	93,604	0	0	0	688	12/15/2062	1.A PL
50512F-AB-8	LA STADIUM FINANCE CO LLC 4.210% 03/31/32		03/31/2022	Various		143,922	143,922	143,922	143,922	0	0	0	0	0	143,922	0	0	0	3,030	03/31/2032	2.A PL
50550F-AA-3	LACKAWANNA ENERGY CENTER LLC 5.880% 03/31/24		03/31/2022	Various		105,000	105,000	105,000	105,000	0	0	0	0	0	105,000	0	0	0	1,544	03/31/2024	3.C
512807-AW-8	LAM RESEARCH CORP 2.875% 06/15/50		03/17/2022	JANE STREET CAPITAL		64,266	75,000	86,511	86,106	0	(63)	0	(63)	0	86,043	0	(21,777)	(21,777)	575	06/15/2050	1.G FE
52520N-AG-6	LEHMAN MORTGAGE TRUST SERIES 2006-6 CLASS 242 6.693% 10/25/36		03/25/2022	Paydown		0	0	4,104	4,104	0	(4,104)	0	(4,104)	0	0	0	0	0	1,418	10/25/2036	5.B GI
52520N-AH-4	LEHMAN MORTGAGE TRUST SERIES 2006-6 CLASS 243 6.693% 10/25/36		01/25/2022	Paydown		0	0	106	106	0	(106)	0	(106)	0	0	0	0	0	2	10/25/2036	5.B GI
52520R-AF-9	LEHMAN MORTGAGE TRUST SERIES 2006-4 CLASS 242 6.643% 08/25/36		03/25/2022	Paydown		0	0	3,044	3,044	0	(3,044)	0	(3,044)	0	0	0	0	0	1,040	08/25/2036	6. FE

EO5.57

STATEMENT AS OF MARCH 31, 2022 OF THE VOYA RETIREMENT INSURANCE AND ANNUITY COMPANY

SCHEDULE D - PART 4

Show All Long-Term Bonds and Stock Sold, Redeemed or Otherwise Disposed of During the Current Quarter

1	2	3	4	5	6	7	8	9	10	Change In Book/Adjusted Carrying Value					16	17	18	19	20	21	22
										11	12	13	14	15							
CUSIP Identification	Description	Foreign	Disposal Date	Name of Purchaser	Number of Shares of Stock	Consideration	Par Value	Actual Cost	Prior Year Book/Adjusted Carrying Value	Unrealized Valuation Increase/(Decrease)	Current Year's (Amortization)/Accretion	Current Year's Other Than Temporary Impairment Recognized	Total Change in Book/Adjusted Carrying Value (11 + 12 - 13)	Total Foreign Exchange Change in Book /Adjusted Carrying Value	Book/Adjusted Carrying Value at Disposal Date	Foreign Exchange Gain (Loss) on Disposal	Realized Gain (Loss) on Disposal	Total Gain (Loss) on Disposal	Bond Interest/Stock Dividends Received During Year	Stated Contractual Maturity Date	NAIC Designation, NAIC Designation Modifier and SVO Administrative Symbol
52520T-AS-7	LEHMAN MORTGAGE TRUST SERIES 2006-5 CLASS 2A1 0.807% 09/25/36		03/25/2022	Paydown		41,342	39,572	1,053	1,053	0	40,288	0	40,288	0	41,342	0	0	0	29	09/25/2036	1.D FM
52521F-AG-2	LEHMAN MORTGAGE TRUST SERIES 2007-1 CLASS 2A4 6.173% 02/25/37		03/25/2022	Paydown		0	0	0	0	0	0	0	0	0	0	0	0	0	6,299	02/25/2037	5.B GI
52521J-AQ-2	LEHMAN MORTGAGE TRUST SERIES 2007-3 CLASS 1A6 6.243% 03/25/37		03/25/2022	Paydown		0	0	86	86	0	(86)	0	(86)	0	0	0	0	0	8	03/25/2037	5.B GI
52521R-AR-2	LEHMAN MORTGAGE TRUST SERIES 2007-5 CLASS 2A2 6.213% 06/25/37		03/25/2022	Paydown		0	0	0	0	0	0	0	0	0	0	0	0	0	2	06/25/2037	6. FE
52523X-AH-8	LEIDOS INC SERIES W1 2.300% 02/15/31		03/14/2022	JANE STREET CAPITAL		3,899,790	4,500,000	4,262,557	4,277,651	0	544	0	544	0	4,278,195	0	(378,405)	(378,405)	60,375	02/15/2031	2.C FE
53688T-AA-2	LFRF -2015-1 4.000% 10/30/27		01/29/2022	Paydown		236,246	236,246	236,246	236,247	0	(1)	0	(1)	0	236,246	0	0	0	2,362	10/30/2027	1.G PL
53948K-AA-7	LOANPAL SOLAR LOAN LLC SERIES 2020-2 CLASS A 2.750% 07/20/47		03/20/2022	Paydown		120,103	120,103	119,986	119,986	0	117	0	117	0	120,103	0	0	0	520	07/20/2047	1.F FE
53948N-AA-1	LOANPAL SOLAR LOAN 2020 3 LTD SERIES 2020-3GS CLASS A 144A 2.470% 12/20/47		03/20/2022	Paydown		103,097	103,097	104,329	104,329	0	(1,231)	0	(1,231)	0	103,097	0	0	0	414	12/20/2047	1.F FE
53948P-AA-6	LOANPAL SOLAR LOAN LTD SERIES 2021-1GS CLASS A 144A 2.290% 01/20/48		03/20/2022	Paydown		93,957	93,957	94,900	94,900	0	(943)	0	(943)	0	93,957	0	0	0	365	01/20/2048	1.F FE
539830-BK-4	LOCKHEED MARTIN CORP 4.500% 05/15/36		03/17/2022	JANE STREET CAPITAL		167,517	150,000	202,088	197,812	0	(667)	0	(667)	0	197,146	0	(29,629)	(29,629)	2,363	05/15/2036	1.G FE
540424-AP-3	LOEWS CORP 6.000% 02/01/35		01/25/2022	WACHOVIA		1,294,090	1,000,000	1,409,540	1,378,244	0	(1,690)	0	(1,690)	0	1,376,554	0	(82,464)	(82,464)	29,333	02/01/2035	1.G FE
540424-AT-5	LOEWS CORP 3.200% 05/15/30		03/09/2022	WACHOVIA		3,014,850	3,000,000	3,020,640	3,017,607	0	(359)	0	(359)	0	3,017,248	0	(2,398)	(2,398)	30,933	05/15/2030	1.G FE
55265K-3T-4	MASTR ASSET SECURITIZATION TRU SERIES 2003-12 CLASS 3A7 5.250% 12/25/33		03/01/2022	Paydown		2,231	2,231	2,310	2,309	0	(78)	0	(78)	0	2,231	0	0	0	20	12/25/2033	1.A FM
55312Y-BD-3	ML CFC COMMERCIAL MORTGAGE SERIES 2007-5 CLASS X 0.535% 08/12/48		03/01/2022	Paydown		0	0	1	1	0	(1)	0	(1)	0	0	0	0	0	0	08/12/2048	6. FE
55903V-AQ-6	MAGALLANES INC SERIES 144A 5.141% 03/15/52		03/25/2022	BANK OF AMERICA		40,048	40,000	40,000	40,000	0	0	0	0	0	40,000	0	48	48	80	03/15/2052	2.C FE
56540#-AA-3	MAPLELEAF MIDSTREAM INVES 4.560% 09/30/25		01/05/2022	Various		1,350,444	1,350,444	1,350,442	1,350,442	0	2	0	2	0	1,350,444	0	0	0	30,790	09/30/2025	3.A PL
57636Q-AG-9	MASTERCARD INC 2.950% 11/21/26		01/19/2022	WACHOVIA		1,050,290	1,000,000	998,190	999,049	0	10	0	10	0	999,059	0	51,231	51,231	4,917	11/21/2026	1.E FE
576434-DB-4	MASTR ALTERNATIVE LOANS TRUST SERIES 2005-1 CLASS 2A1 6.000% 02/25/35		02/01/2022	Paydown		11,949	11,949	12,099	12,099	0	(151)	0	(151)	0	11,949	0	0	0	64	02/25/2035	1.A FM
585498-AM-0	MELLO MORTGAGE CAPITAL ACCEPT SERIES 2018-MTG1 CLASS A12 144 3.500% 03/25/48		03/01/2022	Paydown		131,370	131,370	130,556	130,556	0	814	0	814	0	131,370	0	0	0	714	03/25/2048	1.A
585499-AJ-5	MELLO MORTGAGE CAPITAL ACCEPT SERIES 2018-MTG2 CLASS A9 144 4.355% 10/25/48		03/01/2022	Paydown		237,349	237,349	239,384	239,384	0	(2,035)	0	(2,035)	0	237,349	0	0	0	978	10/25/2048	1.A
58933Y-BA-2	MERCK & CO INC 2.350% 06/24/40		03/17/2022	JP MORGAN CHASE		1,731,040	2,000,000	1,735,620	0	0	585	0	585	0	1,736,205	0	(5,165)	(5,165)	11,358	06/24/2040	1.E FE
58933Y-BB-0	MERCK & CO INC 2.450% 06/24/50		01/24/2022	U.S. BANCORP INVESTMENTS INC		893,020	1,000,000	879,530	881,628	0	187	0	187	0	881,815	0	11,205	11,205	2,178	06/24/2050	1.E FE
589929-2M-9	MLCC MORTGAGE INVESTORS INC SERIES 2003-F CLASS A1 1.097% 10/25/28		03/25/2022	Paydown		678	678	678	678	0	0	0	0	0	678	0	0	0	1	10/25/2028	1.A FM
589929-K5-6	MLCC MORTGAGE INVESTORS INC SERIES 03-B CLASS A1 1.137% 04/25/28		03/25/2022	Paydown		1,795	1,795	1,795	1,795	0	0	0	0	0	1,795	0	0	0	2	04/25/2028	1.A FM
590027-AJ-7	MERIT SERIES 2020-HILL CLASS C 144A 2.097% 08/15/37		01/15/2022	Paydown		943,034	943,034	943,034	943,034	0	0	0	0	0	943,034	0	0	0	1,470	08/15/2037	1.G FE
590027-AL-2	MERIT SERIES 2020-HILL CLASS D 144A 2.747% 08/15/37		01/15/2022	Paydown		5,658,203	5,658,203	5,658,203	5,658,203	0	0	0	0	0	5,658,203	0	0	0	11,985	08/15/2037	2.C FE
59020U-NZ-4	MERRILL LYNCH MTGE INVESTORS SERIES 2004-G CLASS A1 1.017% 01/25/30		03/25/2022	Paydown		1,874	1,874	1,874	1,874	0	0	0	0	0	1,874	0	0	0	2	01/25/2030	1.A FM
594457-BT-9	DTE GAS COMPANY 5.700% 03/15/33		02/08/2022	MESIROW FINANCIAL INC		6,233,450	5,000,000	6,635,600	6,584,995	0	(14,061)	0	(14,061)	0	6,570,934	0	(337,484)	(337,484)	114,792	03/15/2033	1.F FE
594918-AT-1	MICROSOFT CORP 2.375% 05/01/23		03/16/2022	Various		7,537,300	7,500,000	6,792,900	7,387,831	0	17,316	0	17,316	0	7,405,146	0	132,154	132,154	67,457	05/01/2023	1.A FE
594918-BJ-2	MICROSOFT CORP 3.125% 11/03/25		02/07/2022	TD SECURITIES USA		3,127,440	3,000,000	2,999,220	2,999,672	0	9	0	9	0	2,999,681	0	127,759	127,759	25,000	11/03/2025	1.A FE
594918-BK-9	MICROSOFT CORP 4.200% 11/03/35		03/21/2022	HSBC SECURITIES USA INC.		5,589,150	5,000,000	5,045,900	5,035,123	0	(448)	0	(448)	0	5,034,675	0	554,475	554,475	81,667	11/03/2035	1.A FE
594918-BS-2	MICROSOFT CORP 3.450% 08/08/36		03/17/2022	JANE STREET CAPITAL		200,592	191,000	231,649	228,519	0	(504)	0	(504)	0	228,015	0	(27,423)	(27,423)	4,082	08/08/2036	1.A FE
594918-BZ-6	MICROSOFT CORP 4.100% 02/06/37		03/15/2022	BANK OF AMERICA		1,757,376	1,600,000	1,740,816	1,736,272	0	(13,983)	0	(13,983)	0	1,722,290	0	35,086	35,086	40,271	02/06/2037	1.A FE
594918-CD-4	MICROSOFT CORP 2.675% 06/01/60		03/17/2022	JANE STREET CAPITAL		117,292	135,000	152,283	151,881	0	(62)	0	(62)	0	151,819	0	(34,527)	(34,527)	1,103	06/01/2060	1.A FE

E05.58

STATEMENT AS OF MARCH 31, 2022 OF THE VOYA RETIREMENT INSURANCE AND ANNUITY COMPANY

SCHEDULE D - PART 4

Show All Long-Term Bonds and Stock Sold, Redeemed or Otherwise Disposed of During the Current Quarter

1	2	3	4	5	6	7	8	9	10	Change In Book/Adjusted Carrying Value					16	17	18	19	20	21	22
										11	12	13	14	15							
CUSIP Identification	Description	For- eign	Disposal Date	Name of Purchaser	Number of Shares of Stock	Consid- eration	Par Value	Actual Cost	Prior Year Book/ Adjusted Carrying Value	Unrealized Valuation Increase/ (Decrease)	Current Year's (Amor- tization)/ Accretion	Current Year's Other Than Temporary Impairment Recogn- ized	Total Change in Book/ Adjusted Carrying Value (11 + 12 - 13)	Total Foreign Exchange Change in Book /Adjusted Carrying Value	Book/ Adjusted Carrying Value at Disposal Date	Foreign Exchange Gain (Loss) on Disposal	Realized Gain (Loss) on Disposal	Total Gain (Loss) on Disposal	Bond Interest/ Stock Dividends Received During Year	Stated Con- tractual Maturity Date	NAIC Desig- nation, NAIC Desig- nation Modifier and SVO Admini- strative Symbol
594918-CF-9	MICROSOFT CORP 3.041% 03/17/62		03/17/2022	JANE STREET CAPITAL		130,488	140,000	194,966	194,966	0	(215)	0	(215)	0	194,751	0	(64,262)	(64,262)	2,176	03/17/2062	1.A FE
59523U-AU-1	MID AMERICA APARTMENTS 2.875% 09/15/51		03/22/2022	GOLDMAN SACHS & CO.		81,467	100,000	99,105	99,113	0	4	0	4	0	99,117	0	(17,650)	(17,650)	1,717	09/15/2051	2.A FE
59562E-AH-8	MIDAMERICAN ENERGY CO SERIES MTN 5.800% 10/15/36		03/17/2022	Various		1,432,316	1,150,000	1,607,608	1,590,961	0	(4,144)	0	(4,144)	0	1,586,816	0	(154,500)	(154,500)	36,798	10/15/2036	1.E FE
59980C-AF-0	MILL CITY MORTGAGE TRUST SERIES 2017-3 CLASS M2 144A 3.250% 01/25/61		03/01/2022	Paydown		3,850	3,850	3,786	3,786	0	64	0	64	0	3,850	0	0	0	21	01/25/2061	1.A
59982V-AA-7	MILL CITY SOLAR LOAN LTD SERIES 2019-26S CLASS A 144A 3.690% 07/20/43		03/20/2022	Paydown		82,374	82,374	82,654	82,654	0	(280)	0	(280)	0	82,374	0	0	0	488	07/20/2043	1.F FE
59982W-AA-5	MILL CITY SOLAR LOAN LTD SERIES 2019-1A CLASS A 144A 4.340% 03/20/43		03/20/2022	Paydown		27,063	27,063	27,088	27,088	0	(25)	0	(25)	0	27,063	0	0	0	190	03/20/2043	1.F FE
615369-AV-7	MOODY'S CORPORATION 2.750% 08/19/41		01/25/2022	MORGAN KEEGAN & COMPANY INC		461,340	500,000	488,605	488,761	0	30	0	30	0	488,791	0	(27,451)	(27,451)	6,035	08/19/2041	2.A FE
61744Y-AL-2	MORGAN STANLEY 3.971% 07/22/38		03/17/2022	JANE STREET CAPITAL		257,875	250,000	310,419	306,187	0	(715)	0	(715)	0	305,472	0	(47,597)	(47,597)	6,591	07/22/2038	1.G FE
61754J-AH-1	MORGAN STANLEY CAPITAL I TRUST SERIES 2007-T27 CLASS AJ 6.014% 06/11/42		01/01/2022	Paydown		8,709,210	8,709,210	8,695,618	8,695,618	0	13,592	0	13,592	0	8,709,210	0	0	0	43,650	06/11/2042	1.A FM
61760R-AJ-1	MORGAN STANLEY CAPITAL I TRUST SERIES 2011-C3 CLASS C 144A 5.086% 07/15/49		03/01/2022	Paydown		106,033	106,033	106,701	106,701	0	(669)	0	(669)	0	106,033	0	0	0	919	07/15/2049	1.A FM
61768F-AL-4	MORGAN STANLEY CAPITAL I TRUST SERIES 2018-BOP CLASS D 144A 2.047% 08/15/33		01/15/2022	Paydown		309,035	309,035	309,035	309,035	0	0	0	0	0	309,035	0	0	0	468	08/15/2033	1.A
61772B-AC-7	MORGAN STANLEY 3.217% 04/22/42		01/25/2022	BNP PARIBAS SECURITIES CORP		1,494,825	1,500,000	1,570,800	1,570,362	0	(375)	0	(375)	0	1,569,987	0	(75,162)	(75,162)	12,734	04/22/2042	1.F FE
61772Q-AB-6	MORGAN STANLEY RESIDENTIAL SERIES 144A 21-6 0.348% 09/25/51		03/17/2022	Paydown		0	0	171,311	0	0	(324,701)	0	(324,701)	0	0	0	0	0	(178,306)	09/25/2051	1.A FE
61913P-AP-7	MORTGAGEIT TRUST SERIES 05-1 CLASS 1A1 1.097% 02/25/35		03/25/2022	Paydown		2,746	2,746	2,746	2,746	0	0	0	0	0	2,746	0	0	0	3	02/25/2035	1.A FM
61915R-BC-9	MORTGAGEIT TRUST SERIES 2005-AR1 CLASS 1A2 1.197% 11/25/35		03/25/2022	Paydown		2,353	2,353	747	747	0	1,606	0	1,606	0	2,353	0	0	0	5	11/25/2035	1.D FM
61945C-AD-5	MOSAIC CO 5.450% 11/15/33		03/18/2022	BARCLAYS CAPITAL		2,898,600	2,500,000	2,554,725	2,538,549	0	(558)	0	(558)	0	2,537,991	0	360,609	360,609	48,066	11/15/2033	2.C FE
61945L-AA-1	MOSAIC SOLAR LOANS LLC SERIES 2019-2A CLASS A 144A 2.880% 09/20/40		03/20/2022	Paydown		77,303	77,303	77,328	77,328	0	(25)	0	(25)	0	77,303	0	0	0	339	09/20/2040	1.D FE
61946C-AA-0	MOSAIC SOLAR LOANS LLC SERIES 2019-1A CLASS A 4.370% 12/21/43		03/20/2022	Paydown		222,656	222,656	222,811	222,811	0	(155)	0	(155)	0	222,656	0	0	0	1,605	12/21/2043	1.F FE
61946F-AA-3	MOSAIC SOLAR LOANS LLC SERIES 2018-1A CLASS A 144A 4.010% 06/22/43		03/20/2022	Paydown		107,548	107,548	107,407	107,407	0	141	0	141	0	107,548	0	0	0	706	06/22/2043	1.F FE
61946N-AB-4	MOSAIC SOLAR LOANS LLC SERIES 2020-1A CLASS B 144A 3.100% 04/20/46		03/20/2022	Paydown		58,530	58,530	57,973	57,973	0	557	0	557	0	58,530	0	0	0	280	04/20/2046	1.F FE
61946R-AB-5	MOSAIC SOLAR LOANS LLC SERIES 2021-2A CLASS B 144A 2.090% 04/22/47		03/20/2022	Paydown		68,546	68,546	68,944	68,944	0	(399)	0	(399)	0	68,546	0	0	0	244	04/22/2047	1.G FE
61947D-AB-5	MOSAIC SOLAR LOANS LLC SERIES 2021-1A CLASS B 144A 2.050% 12/20/46		03/20/2022	Paydown		92,584	92,584	93,980	93,980	0	(1,396)	0	(1,396)	0	92,584	0	0	0	303	12/20/2046	1.G FE
631005-BJ-3	NARRAGANSETT ELECTRIC SERIES 144A 3.395% 04/09/30		03/18/2022	BARCLAYS CAPITAL		3,486,175	3,500,000	3,500,000	3,500,000	0	0	0	0	0	3,500,000	0	(13,825)	(13,825)	53,801	04/09/2030	2.A FE
631103-AM-0	NASDAQ INC 3.950% 03/07/52		03/17/2022	Various		3,022,811	3,024,000	3,005,584	0	0	0	0	0	3,005,584	0	17,227	17,227	37	03/07/2052	2.B FE	
637432-NM-3	NATIONAL RURAL UTIL COOP 2.400% 04/25/22		03/25/2022	Call 100.0000		1,500,000	1,500,000	1,434,240	1,489,711	0	7,522	0	7,522	0	1,497,233	0	2,767	2,767	15,000	04/25/2022	1.E FE
637432-NN-1	NATIONAL RURAL UTIL COOP 3.050% 04/25/27		02/07/2022	WACHOVIA		3,592,085	3,500,000	3,492,825	3,495,915	0	78	0	78	0	3,495,993	0	96,092	96,092	30,839	04/25/2027	1.E FE
63874J-AL-3	NATIXIS COMMERCIAL MORTGAGE SE SERIES 2018-RIVA CLASS C 144A 1.647% 02/15/33		03/15/2022	Paydown		1,000,000	1,000,000	1,000,627	1,000,627	0	(627)	0	(627)	0	1,000,000	0	0	0	3,460	02/15/2033	1.A
643528-AC-6	NEW CENTURY ALTERNATIVE MORTGA SERIES 2006-ALT1 CLASS AF3 6.173% 07/25/36		03/01/2022	Paydown		69,927	69,927	20,537	20,537	0	49,390	0	49,390	0	69,927	0	0	0	171	07/25/2036	1.D FM
64828G-AH-3	NEW RESIDENTIAL MORTGAGE LOAN SERIES 2019-6A CLASS A11B 144A 0.500% 09/25/59		03/01/2022	Paydown		0	0	73,392	73,392	0	(73,392)	0	(73,392)	0	0	0	0	0	5,270	09/25/2059	1.A FE
64830B-AZ-0	NEW RESIDENTIAL MORTGAGE LOAN SERIES 2017-6A CLASS B2 144A 4.000% 08/27/57		03/01/2022	Paydown		31,003	31,003	29,846	29,846	0	1,157	0	1,157	0	31,003	0	0	0	207	08/27/2057	1.A

E05.59

STATEMENT AS OF MARCH 31, 2022 OF THE VOYA RETIREMENT INSURANCE AND ANNUITY COMPANY

SCHEDULE D - PART 4

Show All Long-Term Bonds and Stock Sold, Redeemed or Otherwise Disposed of During the Current Quarter

1	2	3	4	5	6	7	8	9	10	Change In Book/Adjusted Carrying Value					16	17	18	19	20	21	22
										11	12	13	14	15							
CUSIP Identification	Description	For- eign	Disposal Date	Name of Purchaser	Number of Shares of Stock	Consid- eration	Par Value	Actual Cost	Prior Year Book/ Adjusted Carrying Value	Unrealized Valuation Increase/ (Decrease)	Current Year's (Amor- tization)/ Accretion	Current Year's Other Than Temporary Impairment Recogn- ized	Total Change in Book/ Adjusted Carrying Value (11 + 12 - 13)	Total Foreign Exchange Change in Book /Adjusted Carrying Value	Book/ Adjusted Carrying Value at Disposal Date	Foreign Exchange Gain (Loss) on Disposal	Realized Gain (Loss) on Disposal	Total Gain (Loss) on Disposal	Bond Interest/ Stock Dividends Received During Year	Stated Con- tractual Maturity Date	NAIC Desig- nation, NAIC Desig- nation Modifier and SVO Admini- strative Symbol
..64830E-AF-8	NEW RESIDENTIAL MORTGAGE LOAN SERIES 2019-3A CLASS A11A 144A 0.756% 11/25/58		03/01/2022	Paydown		0	0	324,396	324,396	0	(324,396)	0	(324,396)	0	0	0	0	0	13,929	11/25/2058	1.A FE
..64830E-AM-3	NEW RESIDENTIAL MORTGAGE LOAN SERIES 2019-3A CLASS B110 144A 0.506% 11/25/58		03/01/2022	Paydown		0	0	5,180	5,180	0	(5,180)	0	(5,180)	0	0	0	0	0	177	11/25/2058	1.0 FE
..64830E-AW-1	NEW RESIDENTIAL MORTGAGE LOAN SERIES 2019-3A CLASS B210 144A 0.256% 11/25/58		03/01/2022	Paydown		0	0	1,856	1,856	0	(1,856)	0	(1,856)	0	0	0	0	0	57	11/25/2058	1.6 FE
..64830E-BF-7	NEW RESIDENTIAL MORTGAGE LOAN SERIES 2019-3A CLASS B310 144A 0.006% 11/25/58		03/01/2022	Paydown		0	0	291	291	0	(291)	0	(291)	0	0	0	0	0	0	11/25/2058	2.C FE
..649840-CQ-6	NY STATE ELECTRIC & GAS SERIES 144A 3.250% 12/01/26		03/14/2022	JANE STREET CAPITAL		502,795	500,000	496,410	498,089	0	72	0	72	0	498,161	0	4,634	4,634	4,694	12/01/2026	1.6 FE
..665772-CJ-6	NORTHERN STATES PWR MINN 3.400% 08/15/42		03/25/2022	DEUTSCHE BANK SECURITIES		46,593	50,000	56,781	56,556	0	(60)	0	(60)	0	56,496	0	(9,903)	(9,903)	1,058	08/15/2042	1.F FE
..665772-CP-2	NORTHERN STATES PWR MINN 3.600% 05/15/46		03/17/2022	JANE STREET CAPITAL		148,664	150,000	188,645	187,018	0	(287)	0	(287)	0	186,731	0	(38,067)	(38,067)	1,890	05/15/2046	1.E FE
..665859-AS-3	NORTHERN TRUST CORP 3.375% 05/08/32		03/18/2022	Various		9,941,590	10,000,000	10,062,000	10,036,608	0	(1,283)	0	(1,283)	0	10,035,325	0	(93,735)	(93,735)	119,719	05/08/2032	1.F FE
..670346-AV-7	NUCOR CORP 3.125% 04/01/32		03/18/2022	BARCLAYS CAPITAL		3,673,088	3,750,000	3,737,738	0	6	0	6	0	3,737,744	0	(64,656)	(64,656)	3,581	04/01/2032	1.6 FE	
..670346-AW-5	NUCOR CORP 3.850% 04/01/52		03/17/2022	BANK OF AMERICA		22,951	23,000	22,848	0	0	0	0	0	22,848	0	102	102	25	04/01/2052	2.A FE	
..670666-AG-9	NVIDIA CORP 3.500% 04/01/40		03/17/2022	JP MORGAN CHASE		1,001,750	1,000,000	1,014,610	0	(20)	0	(20)	0	1,014,590	0	(12,840)	(12,840)	16,528	04/01/2040	1.6 FE	
..67098A-AC-3	ONSLow BAY FINANCIAL LLC SERIES 2019-INV1 CLASS A3 144A 4.500% 11/25/48		03/01/2022	Paydown		226,185	226,185	235,328	235,328	0	(9,143)	0	(9,143)	0	226,185	0	0	0	1,479	11/25/2048	1.A
..67112F-AM-2	ONSLow BAY FINANCIAL LLC SERIES 2018-1 CLASS B1A 144A 2.316% 06/25/57		03/01/2022	Paydown		42,583	42,583	38,670	38,670	0	3,912	0	3,912	0	42,583	0	0	0	225	06/25/2057	1.A
..67112V-AM-7	ONSLow BAY FINANCIAL LLC SERIES 2019-INV2 CLASS A11X 14 5.363% 05/27/49		03/25/2022	Paydown		0	0	111,515	111,515	0	(111,515)	0	(111,515)	0	0	0	0	0	16,421	05/27/2049	1.A FE
..67112V-BB-0	ONSLow BAY FINANCIAL LLC SERIES 2019-INV2 CLASS A25144A 4.000% 05/27/49		03/01/2022	Paydown		186,996	186,996	201,348	201,348	0	(14,352)	0	(14,352)	0	186,996	0	0	0	1,103	05/27/2049	1.A
..67113A-AQ-3	ONSLow BAY FINANCIAL LLC SERIES 2019-EXP3 CLASS 1A9 14 3.500% 10/25/59		03/01/2022	Paydown		94,576	94,576	94,800	94,800	0	(224)	0	(224)	0	94,576	0	0	0	581	10/25/2059	1.A
..67113A-BH-2	ONSLow BAY FINANCIAL LLC SERIES 2019-EXP3 CLASS B1A 144 4.988% 10/25/59		03/01/2022	Paydown		15,797	15,797	14,679	14,679	0	1,118	0	1,118	0	15,797	0	0	0	131	10/25/2059	1.A
..67113A-BL-3	ONSLow BAY FINANCIAL LLC SERIES 2019-EXP3 CLASS B21A 14 4.988% 10/25/59		03/01/2022	Paydown		26,408	26,408	23,716	23,716	0	2,691	0	2,691	0	26,408	0	0	0	220	10/25/2059	1.A
..67113C-AE-6	ONSLow BAY FINANCIAL LLC SERIES 2020-INV1 CLASS A5 144A 3.500% 12/25/49		03/01/2022	Paydown		204,128	204,128	214,808	214,808	0	(10,680)	0	(10,680)	0	204,128	0	0	0	1,168	12/25/2049	1.A
..67113C-AM-8	ONSLow BAY FINANCIAL LLC SERIES 2020-INV1 CLASS 111 144 4.913% 12/25/49		03/25/2022	Paydown		0	0	239,319	239,319	0	(239,319)	0	(239,319)	0	0	0	0	0	24,901	12/25/2049	1.A FE
..67113K-AX-6	ONSLow BAY FINANCIAL LLC SERIES 2019-EXP2 CLASS 1A3144A 4.000% 06/25/59		03/01/2022	Paydown		458,285	458,285	468,220	468,220	0	(9,935)	0	(9,935)	0	458,285	0	0	0	3,323	06/25/2059	1.A
..67448Q-AC-5	ONSLow BAY FINANCIAL LLC SERIES 2019-EXP1 CLASS 1A3 144 4.000% 01/25/59		03/01/2022	Paydown		84,779	84,779	85,385	85,385	0	(607)	0	(607)	0	84,779	0	0	0	615	01/25/2059	1.A
..67573L-AC-3	OCTAGON INVESTMENT PARTNERS SERIES 2019-1A CLASS A2 144A 1.908% 10/25/32		03/21/2022	BANK OF AMERICA		3,469,760	3,500,000	3,505,887	3,505,887	0	(11,315)	0	(11,315)	0	3,494,571	0	(24,811)	(24,811)	26,438	10/25/2032	1.A FE
..67590E-AS-3	OCTAGON INVESTMENT PARTNERS XY SERIES 2013-1A CLASS A2R 144A 1.598% 07/19/30		03/21/2022	CREDIT SUISSE FIRST BOSTON		1,974,200	2,000,000	2,000,000	2,000,000	0	0	0	0	2,000,000	0	(25,800)	(25,800)	13,125	07/19/2030	1.A FE	
..67591U-AE-7	OCTAGON INVESTMENTS PARTNER SERIES 2018-1A CLASS A2 144A 1.439% 04/15/31		01/27/2022	BANK OF AMERICA		17,009,578	17,125,000	17,119,973	17,119,973	0	15,282	0	15,282	0	17,135,255	0	(125,678)	(125,678)	66,678	04/15/2031	1.A FE
..68233J-CB-8	ONCOR ELECTRIC DELIVERY SERIES 144A 2.700% 11/15/51		01/05/2022	JP MORGAN CHASE		70,979	75,000	73,559	73,563	0	1	0	1	0	73,564	0	(2,584)	(2,584)	287	11/15/2051	1.F FE
..68389F-ET-7	OPTION ONE MORTGAGE LOAN TRUST SERIES 2004-1 CLASS M2 2.107% 01/25/34		03/25/2022	Paydown		17,434	17,434	17,557	17,557	0	(123)	0	(123)	0	17,434	0	0	0	46	01/25/2034	1.A FM
..68389X-AS-4	ORACLE CORP 3.625% 07/15/23		03/21/2022	HSBC SECURITIES USA INC.		3,046,350	3,000,000	2,972,940	2,995,157	0	690	0	690	0	2,995,847	0	50,503	50,503	74,917	07/15/2023	2.A FE
..68389X-BH-7	ORACLE CORP 3.850% 07/15/36		03/17/2022	JANE STREET CAPITAL		92,543	100,000	123,187	121,345	0	(287)	0	(287)	0	121,058	0	(28,515)	(28,515)	2,631	07/15/2036	2.A FE
..693652-AP-4	PSMC 2018 1 TRUST SERIES 2020-2 CLASS A14 144A 3.000% 05/25/50		03/01/2022	Paydown		323,061	323,061	330,262	330,262	0	(7,201)	0	(7,201)	0	323,061	0	0	0	1,505	05/25/2050	1.A

E05.60

STATEMENT AS OF MARCH 31, 2022 OF THE VOYA RETIREMENT INSURANCE AND ANNUITY COMPANY

SCHEDULE D - PART 4

Show All Long-Term Bonds and Stock Sold, Redeemed or Otherwise Disposed of During the Current Quarter

1	2	3	4	5	6	7	8	9	10	Change In Book/Adjusted Carrying Value					16	17	18	19	20	21	22
										11	12	13	14	15							
CUSIP Identification	Description	For-foreign	Disposal Date	Name of Purchaser	Number of Shares of Stock	Consideration	Par Value	Actual Cost	Prior Year Book/Adjusted Carrying Value	Unrealized Valuation Increase/(Decrease)	Current Year's (Amortization)/Accretion	Current Year's Other Than Temporary Impairment Recognized	Total Change in Book/Adjusted Carrying Value (11 + 12 - 13)	Total Foreign Exchange Change in Book /Adjusted Carrying Value	Book/Adjusted Carrying Value at Disposal Date	Foreign Exchange Gain (Loss) on Disposal	Realized Gain (Loss) on Disposal	Total Gain (Loss) on Disposal	Bond Interest/Stock Dividends Received During Year	Stated Contractual Maturity Date	NAIC Designation, NAIC Designation Modifier and SVO Administrative Symbol
693675-AA-8	PSMC 2018 1 TRUST SERIES 2020-3 CLASS A1 144A 3.000% 11/25/50		03/01/2022	Paydown		227,409	227,409	235,660	235,660	.0	(8,251)	.0	(8,251)	.0	227,409	.0	.0	.0	.997	11/25/2050	1.A
693684-AA-0	PSMC 2020 1 TRUST SERIES 2020-1 CLASS A1 144A 3.500% 01/25/50		03/01/2022	Paydown		293,474	293,474	305,379	305,379	.0	(11,905)	.0	(11,905)	.0	293,474	.0	.0	.0	1,719	01/25/2050	1.A
69371V-AM-9	PSMC TRUST SERIES 2018-1A CLASS A12 144A 3.500% 02/25/48		03/01/2022	Paydown		309,231	309,231	305,937	305,937	.0	3,294	.0	3,294	.0	309,231	.0	.0	.0	1,742	02/25/2048	1.A
69374X-AA-8	PSMC 2019 2 TRUST SERIES 2019-2 CLASS A1 144A 3.500% 10/25/49		03/01/2022	Paydown		291,273	291,273	294,144	294,144	.0	(2,871)	.0	(2,871)	.0	291,273	.0	.0	.0	1,702	10/25/2049	1.A
69375B-AM-9	PSMC 2018 1 TRUST SERIES 2019-3 CLASS A12 144A 3.500% 11/25/49		03/01/2022	Paydown		329,923	329,923	331,898	331,898	.0	(1,975)	.0	(1,975)	.0	329,923	.0	.0	.0	1,510	11/25/2049	1.A
69700K-AE-3	PALMER SQUARE LOAN FUNDING LTD SERIES 2018-4A CLASS B 144A 2.406% 11/15/26		02/15/2022	Paydown		10,000,000	10,000,000	10,000,000	10,000,000	.0	.0	.0	.0	.0	10,000,000	.0	.0	.0	52,542	11/15/2026	1.B FE
69700P-AE-2	PALMER SQUARE LOAN FUNDING LTD SERIES 2018-5A CLASS B 144A 2.154% 01/20/27		02/25/2022	Call	100,000	1,000,000	1,000,000	1,000,000	1,000,000	.0	.0	.0	.0	.0	1,000,000	.0	.0	.0	7,346	01/20/2027	1.B FE
713448-BZ-0	PEPSICO INC 4.000% 03/05/42		02/25/2022	JANE STREET CAPITAL		5,401,250	5,000,000	4,984,400	4,987,645	.0	.66	.0	.66	.0	4,987,712	.0	413,538	413,538	97,778	03/05/2042	1.E FE
717081-DE-0	PFIZER INC 4.300% 06/15/43		01/25/2022	CITI GROUP		1,181,370	1,000,000	1,239,020	1,237,766	.0	(599)	.0	(599)	.0	1,237,167	.0	(55,797)	(55,797)	5,017	06/15/2043	1.F FE
717081-DV-2	PFIZER INC 2.750% 06/03/26		03/17/2022	JANE STREET CAPITAL		101,004	100,000	99,974	99,988	.0	.1	.0	.1	.0	99,988	.0	1,016	1,016	825	06/03/2026	1.F FE
717081-EC-3	PFIZER INC 4.000% 12/15/36		03/17/2022	JANE STREET CAPITAL		161,012	150,000	193,415	190,124	.0	(510)	.0	(510)	.0	189,614	.0	(28,603)	(28,603)	1,600	12/15/2036	1.F FE
717081-EU-3	PFIZER INC 3.900% 03/15/39		03/17/2022	JANE STREET CAPITAL		158,982	150,000	192,594	189,768	.0	(470)	.0	(470)	.0	189,297	.0	(30,315)	(30,315)	3,023	03/15/2039	1.F FE
718172-BQ-1	PHILLIP MORRIS INTL INC 3.375% 08/11/25		03/15/2022	BANK OF AMERICA		303,765	300,000	297,084	298,829	.0	63	.0	63	.0	298,892	.0	4,873	4,873	6,075	08/11/2025	1.F FE
718546-BA-1	PHILLIPS 66 3.300% 03/15/52		02/17/2022	CITI GROUP		75,000	75,000	74,536	74,537	.0	.0	.0	.0	.0	74,537	.0	(8,887)	(8,887)	667	03/15/2052	2.A FE
72014T-AE-9	PIEDMONT HEALTHCARE INC 2.864% 01/01/52		03/17/2022	RBC CAPITAL MARKETS		1,725,424	2,134,000	2,144,860	2,144,755	.0	(51)	.0	(51)	.0	2,144,704	.0	(419,279)	(419,279)	31,578	01/01/2052	1.E FE
720186-AJ-4	PIEDMONT NATURAL GAS CO 3.600% 09/01/25		03/16/2022	Various		5,041,400	5,000,000	4,996,750	4,998,647	.0	72	.0	72	.0	4,998,720	.0	42,680	42,680	98,500	09/01/2025	2.A FE
723528-AA-9	P10 PICO HOLDCO ISSUER LLC 4.920% 08/31/41		02/28/2022	Various		260,958	260,958	260,958	260,958	.0	.0	.0	.0	.0	260,958	.0	.0	.0	6,420	08/31/2041	2.B PL
74160M-EV-0	PRIME MORTGAGE TRUST SERIES 2004-1 CLASS 1A7 0.957% 08/25/34		03/25/2022	Paydown		.777	.777	.571	.580	.0	.197	.0	.197	.0	.777	.0	.0	.0	.1	08/25/2034	1.D FM
74160M-GP-1	PRIME MORTGAGE TRUST SERIES 2005-1 CLASS 1A6 0.857% 03/25/35		03/25/2022	Paydown		5,344	5,344	4,427	4,427	.0	917	.0	917	.0	5,344	.0	.0	.0	.4	03/25/2035	1.D FM
74164M-AB-4	PRIMERICA INC 2.800% 11/19/31		03/14/2022	JANE STREET CAPITAL		1,815,700	2,000,000	1,991,000	1,991,091	.0	160	.0	160	.0	1,991,251	.0	(175,551)	(175,551)	18,044	11/19/2031	1.G FE
74166Y-AA-8	PRIMOSE SCHOOLS SERIES 2019-1A CLASS A2 144A 4.475% 07/30/49		01/30/2022	Paydown		8,750	8,750	8,750	8,750	.0	.0	.0	.0	.0	8,750	.0	.0	.0	.98	07/30/2049	2.B FE
74271B-CB-3	PROCTER & GAMBLE CO THE 5.500% 02/01/34		03/21/2022	HSBC SECURITIES USA INC.		660,715	550,000	673,827	637,139	.0	(1,264)	.0	(1,264)	.0	635,875	.0	24,840	24,840	19,494	02/01/2034	1.D FE
743820-AB-8	PROV ST JOSEPH HLTH OBL SERIES 21A 2.700% 10/01/51		03/17/2022	HILLTOP SECURITIES		3,112,863	3,900,000	3,835,608	3,835,886	.0	315	.0	315	.0	3,836,201	.0	(723,338)	(723,338)	49,725	10/01/2051	1.D FE
743874-AC-3	PROVIDENT FUNDING MORTGAGE TR SERIES 2020-1 CLASS A2 144A 3.000% 02/25/50		03/01/2022	Paydown		63,215	63,215	66,013	66,013	.0	(2,798)	.0	(2,798)	.0	63,215	.0	.0	.0	284	02/25/2050	1.A
74456Q-AZ-9	PUBLIC SERVICE ELECTRIC SERIES MTN 3.950% 05/01/42		03/17/2022	JANE STREET CAPITAL		152,117	150,000	180,674	179,594	.0	(250)	.0	(250)	.0	179,344	.0	(27,228)	(27,228)	2,304	05/01/2042	1.E FE
74456Q-BA-3	PUBLIC SERVICE ELECTRIC SERIES MTN 3.650% 09/01/42		03/25/2022	Various		195,100	200,000	243,304	241,368	.0	(363)	.0	(363)	.0	241,005	.0	(45,905)	(45,905)	4,096	09/01/2042	1.E FE
74456Q-BS-4	PUBLIC SERVICE ELECTRIC SERIES MTN 3.000% 05/15/27		01/19/2022	KEYBANC CAPITAL MARKETS INC		2,710,136	2,600,000	2,592,382	2,595,645	.0	25	.0	25	.0	2,595,669	.0	114,467	114,467	14,300	05/15/2027	1.F FE
74762E-AH-5	QUANTA SERVICES INC 2.350% 01/15/32		02/25/2022	JANE STREET CAPITAL		8,948,700	10,000,000	9,993,900	9,994,176	.0	(12)	.0	(12)	.0	9,994,165	.0	(1,045,465)	(1,045,465)	103,139	01/15/2032	2.C FE
74922G-AK-0	RESIDENTIAL ACCREDIT LOANS INC SERIES 2006-QS14 CLASS A10 1.207% 11/25/36		03/25/2022	Paydown		6,953	8,026	5,797	5,797	.0	1,156	.0	1,156	.0	6,953	.0	.0	.0	.14	11/25/2036	1.D FM
74922R-AH-3	RESIDENTIAL ACCREDIT LOANS INC SERIES 2006-QS18 CLASS 2A1 0.907% 12/25/36		03/25/2022	Paydown		6,203	8,194	5,899	5,899	.0	304	.0	304	.0	6,203	.0	.0	.0	.6	12/25/2036	1.D FM
749357-AA-7	WOODWARD CAPITAL MANAGEMENT SERIES 2019-1 CLASS A1 144A 3.500% 09/25/49		03/01/2022	Paydown		196,002	196,002	205,408	205,408	.0	(9,406)	.0	(9,406)	.0	196,002	.0	.0	.0	914	09/25/2049	1.A
74936R-BA-1	WOODWARD CAPITAL MANAGEMENT SERIES 2021-2 CLASS AX1 144A 0.065% 06/25/51		03/01/2022	Paydown		.0	.0	17,649	17,649	.0	(17,649)	.0	(17,649)	.0	.0	.0	.0	.0	850	06/25/2051	1.A FE

E05.61

STATEMENT AS OF MARCH 31, 2022 OF THE VOYA RETIREMENT INSURANCE AND ANNUITY COMPANY

SCHEDULE D - PART 4

Show All Long-Term Bonds and Stock Sold, Redeemed or Otherwise Disposed of During the Current Quarter

1	2	3	4	5	6	7	8	9	10	Change In Book/Adjusted Carrying Value					16	17	18	19	20	21	22
										11	12	13	14	15							
CUSIP Identification	Description	Foreign	Disposal Date	Name of Purchaser	Number of Shares of Stock	Consideration	Par Value	Actual Cost	Prior Year Book/Adjusted Carrying Value	Unrealized Valuation Increase/(Decrease)	Current Year's (Amortization)/Accretion	Current Year's Other Than Temporary Impairment Recognized	Total Change in Book/Adjusted Carrying Value (11 + 12 - 13)	Total Foreign Exchange Change in Book /Adjusted Carrying Value	Book/Adjusted Carrying Value at Disposal Date	Foreign Exchange Gain (Loss) on Disposal	Realized Gain (Loss) on Disposal	Total Gain (Loss) on Disposal	Bond Interest/Stock Dividends Received During Year	Stated Contractual Maturity Date	NAIC Designation, NAIC Designation Modifier and SVO Administrative Symbol
749389-AA-0	ROCK MORTGAGE TRUST 2020 1 SERIES 2020-1 CLASS A1 144A 3.000% 02/25/50		03/01/2022	Paydown		610,381	610,381	624,167	624,167	.0	(13,785)	.0	(13,785)	.0	610,381	.0	.0	.0	3,203	02/25/2050	1.A
749685-AY-9	RPM INTERNATIONAL INC 2.950% 01/15/32		03/14/2022	Various		5,230,033	5,500,000	5,487,790	.0	.90	.0	.90	.0	5,487,880	.0	(257,847)	(257,847)	14,648	01/15/2032	2.C FE	
75116C-AA-4	RESIDENTIAL ACCREDIT LOANS INC SERIES 2007-086 CLASS A1 0.787% 04/25/37		03/25/2022	Paydown		7,287	8,340	6,333	6,333	.0	954	.0	954	.0	7,287	.0	.0	.0	.5	04/25/2037	1.D FM
754090-BN-0	RATE MORTGAGE TRUST SERIES 2021-J2 CLASS AX1 144A 0.265% 08/25/51		03/01/2022	Paydown		.0	.0	106,947	106,947	.0	(106,947)	.0	(106,947)	.0	.0	.0	.0	.0	5,048	08/25/2051	1.A FE
759748-AA-0	RENEWABLE POWER GENERATION LLC 4.110% 03/31/35		03/31/2022	Various		512,558	512,558	512,558	512,558	.0	.0	.0	.0	.0	512,558	.0	.0	.0	10,533	03/31/2035	2.C Z
759950-FG-8	RENAISSANCE HOME EQUITY LOAN SERIES 2005-4 CLASS M1 4.970% 05/25/35		03/01/2022	Paydown		9,766	9,766	9,946	9,946	.0	(180)	.0	(180)	.0	9,766	.0	.0	.0	.76	05/25/2035	1.A FM
759950-GB-8	RENAISSANCE HOME EQUITY LOAN SERIES 2005-4 CLASS M1 5.934% 02/25/36		03/01/2022	Paydown		.0	12,891	.0	.0	.0	.0	.0	.0	.0	.0	.0	.0	.0	100	02/25/2036	1.D FM
76110H-2X-6	RESIDENTIAL ACCREDIT LOANS INC SERIES 2005-085 CLASS A1 0.857% 04/25/35		03/25/2022	Paydown		5,264	6,373	5,619	5,619	.0	(354)	.0	(354)	.0	5,264	.0	.0	.0	.6	04/25/2035	1.D FM
76110W-C7-9	RESIDENTIAL ASSET SECURITIES C SERIES 2004-K58 CLASS MT1 5.340% 09/25/34		03/01/2022	Paydown		160,071	160,071	159,646	159,646	.0	425	.0	425	.0	160,071	.0	.0	.0	1,451	09/25/2034	1.A FM
761118-JH-2	RESIDENTIAL ACCREDIT LOANS INC SERIES 2005-0514 CLASS 2A1 6.000% 09/25/35		01/01/2022	Paydown		18,543	18,667	6,799	6,799	.0	11,743	.0	11,743	.0	18,543	.0	.0	.0	.93	09/25/2035	1.D FM
761118-NP-9	RESIDENTIAL ACCREDIT LOANS INC SERIES 2005-004 CLASS 2A2 0.807% 12/25/45		03/25/2022	Paydown		1,475	1,348	65	65	.0	1,410	.0	1,410	.0	1,475	.0	.0	.0	.1	12/25/2045	1.D FM
761118-VY-1	RESIDENTIAL ACCREDIT LOANS INC SERIES 2006-002 CLASS A1 0.897% 02/25/46		03/25/2022	Paydown		5,213	5,213	879	879	.0	4,335	.0	4,335	.0	5,213	.0	.0	.0	.4	02/25/2046	1.D FM
771367-CD-9	ROCHESTER GAS & ELECTRIC SERIES 144A 3.100% 06/01/27		03/21/2022	Paydown		5,727,058	5,750,000	5,430,358	5,545,070	.0	7,694	.0	7,694	.0	5,552,764	.0	174,293	174,293	55,456	06/01/2027	1.F FE
772739-A0-1	ROCK-TENN CO 4.000% 03/01/23		03/22/2022	Call	102,1380	428,980	428,980	415,506	419,399	.0	114	.0	114	.0	428,493	.0	487	487	18,360	03/01/2023	2.B FE
773903-AM-1	ROCKWELL AUTOMATION 2.800% 08/15/61		03/25/2022	GOLDMAN SACHS & CO.		39,129	50,000	49,881	49,881	.0	.0	.0	.0	.0	49,881	.0	(10,752)	(10,752)	863	08/15/2061	1.F FE
78349A-AC-7	RIJH BARNBAS HEALTH 3.477% 07/01/49		03/17/2022	BARCLAYS CAPITAL		2,840,100	3,000,000	3,417,120	3,413,217	.0	(2,370)	.0	(2,370)	.0	3,410,848	.0	(570,748)	(570,748)	75,335	07/01/2049	1.D FE
78409V-BD-5	S&P GLOBAL INC SERIES 144A 3.700% 03/01/52		03/25/2022	JANE STREET CAPITAL		39,564	40,000	39,359	.0	.0	.0	.0	.0	39,360	.0	204	204	45	03/01/2052	1.G FE	
78445X-AA-4	SLM STUDENT LOAN TRUST 2010-1 SERIES 2010-1 CLASS A 0.857% 03/25/25		03/25/2022	Paydown		402	402	405	405	.0	(2)	.0	(2)	.0	402	.0	.0	.0	.0	03/25/2025	4.B FE
78472C-AC-2	SOFI CONSUMER LOAN PROGRA SERIES 2019 1 CLASS C 3.730% 02/25/28		03/15/2022	BANK OF AMERICA		4,382,152	4,371,394	4,362,964	4,362,964	.0	2,206	.0	2,206	.0	4,365,171	.0	16,981	16,981	37,140	02/25/2028	1.B FE
78472C-AC-2	SOFI CONSUMER LOAN PROGRA SERIES 2019 1 CLASS C 3.730% 02/25/28		02/25/2022	Paydown		1,705,168	1,705,168	1,701,880	1,701,880	.0	3,288	.0	3,288	.0	1,705,168	.0	.0	.0	7,673	02/25/2028	1.B FE
797440-BH-6	SAN DIEGO G & E 6.000% 06/01/26		03/14/2022	JANE STREET CAPITAL		2,212,580	2,000,000	2,520,040	2,219,614	.0	(9,404)	.0	(9,404)	.0	2,210,209	.0	2,371	2,371	34,667	06/01/2026	1.F FE
797440-CB-8	SAN DIEGO G & E SERIES XXX 3.000% 03/15/32		03/18/2022	BARCLAYS CAPITAL		3,403,890	3,500,000	3,490,095	.0	.18	.0	.18	.0	3,490,113	.0	(86,223)	(86,223)	3,208	03/15/2032	1.F FE	
806854-AH-8	SCHLUMBERGER INVESTMENT 3.650% 12/01/23		03/21/2022	Various		6,096,660	6,000,000	5,979,600	5,995,488	.0	513	.0	513	.0	5,996,001	.0	100,659	100,659	68,133	12/01/2023	1.F FE
808513-AM-7	CHARLES SCHWAB CORP 3.450% 02/13/26		03/18/2022	Various		4,700,361	4,600,000	4,582,474	4,592,132	.0	374	.0	374	.0	4,592,506	.0	107,855	107,855	95,057	02/13/2026	1.F FE
808513-BW-4	CHARLES SCHWAB CORP 3.300% 04/01/27		03/14/2022	JANE STREET CAPITAL		2,013,920	2,000,000	1,997,501	1,997,613	.0	94	.0	94	.0	1,997,707	.0	16,213	16,213	30,067	04/01/2027	1.F FE
81743A-AG-4	SEQUOIA MORTGAGE TRUST SERIES 2019-5 CLASS A7 144A 3.500% 12/25/49		03/01/2022	Paydown		677,644	677,644	692,550	692,550	.0	(14,906)	.0	(14,906)	.0	677,644	.0	.0	.0	4,686	12/25/2049	1.A
81743A-AU-3	SEQUOIA MORTGAGE TRUST SERIES 2019-5 CLASS A19 144A 3.500% 12/25/49		03/01/2022	Paydown		97,751	97,751	99,883	99,883	.0	(2,131)	.0	(2,131)	.0	97,751	.0	.0	.0	454	12/25/2049	1.A
81743P-AA-4	SEQUOIA MORTGAGE TRUST SERIES 2003-1 CLASS 1A 1.209% 04/20/33		03/20/2022	Paydown		4,683	4,683	4,698	4,698	.0	(15)	.0	(15)	.0	4,683	.0	.0	.0	.7	04/20/2033	1.A FM
81743P-BH-8	SEQUOIA MORTGAGE TRUST SERIES 2003-4 CLASS 1A1 0.759% 07/20/33		03/20/2022	Paydown		4,099	4,099	3,998	3,998	.0	101	.0	101	.0	4,099	.0	.0	.0	5	07/20/2033	1.A FM
81744F-DV-6	SEQUOIA MORTGAGE TRUST SERIES 2004-9 CLASS A1 1.129% 10/20/34		03/20/2022	Paydown		572	572	586	586	.0	(13)	.0	(13)	.0	572	.0	.0	.0	.1	10/20/2034	1.A FM

E05.62

STATEMENT AS OF MARCH 31, 2022 OF THE VOYA RETIREMENT INSURANCE AND ANNUITY COMPANY

SCHEDULE D - PART 4

Show All Long-Term Bonds and Stock Sold, Redeemed or Otherwise Disposed of During the Current Quarter

1	2	3	4	5	6	7	8	9	10	Change In Book/Adjusted Carrying Value					16	17	18	19	20	21	22
										11	12	13	14	15							
CUSIP Identification	Description	For-foreign	Disposal Date	Name of Purchaser	Number of Shares of Stock	Consideration	Par Value	Actual Cost	Prior Year Book/Adjusted Carrying Value	Unrealized Valuation Increase/(Decrease)	Current Year's (Amortization)/Accretion	Current Year's Other Than Temporary Impairment Recognized	Total Change in Book/Adjusted Carrying Value (11 + 12 - 13)	Total Foreign Exchange Change in Book /Adjusted Carrying Value	Book/Adjusted Carrying Value at Disposal Date	Foreign Exchange Gain (Loss) on Disposal	Realized Gain (Loss) on Disposal	Total Gain (Loss) on Disposal	Bond Interest/Stock Dividends Received During Year	Stated Contractual Maturity Date	NAIC Designation, NAIC Designation Modifier and SVO Administrative Symbol
..81744F-EV-5	SEQUOIA MORTGAGE TRUST SERIES 2004-10 CLASS A2 1.089% 11/20/34		03/20/2022	Paydown		5,621	5,621	5,621	5,621	0	0	0	0	0	5,621	0	0	0	6	11/20/2034	1.A FM
..81745D-AE-1	SEQUOIA MORTGAGE TRUST SERIES 2013-9 CLASS A1 144A 3.500% 07/25/43		03/01/2022	Paydown		52,639	52,639	54,518	54,518	0	(1,879)	0	(1,879)	0	52,639	0	0	0	288	07/25/2043	1.A
..81745U-AA-1	SEQUOIA MORTGAGE TRUST SERIES 2013-4 CLASS A101 144A 0.858% 04/25/43		03/01/2022	Paydown		0	0	6,461	6,461	0	(6,461)	0	(6,461)	0	0	0	0	0	858	04/25/2043	1.A FE
..81745X-AG-2	SEQUOIA MORTGAGE TRUST SERIES 2017-4 CLASS A7 144A 3.500% 07/25/47		03/01/2022	Paydown		297,155	297,155	297,857	297,857	0	(702)	0	(702)	0	297,155	0	0	0	1,758	07/25/2047	1.A
..81745X-AU-1	SEQUOIA MORTGAGE TRUST SERIES 2017-4 CLASS A19 144A 3.500% 07/25/47		03/01/2022	Paydown		21,722	21,722	21,457	21,457	0	265	0	265	0	21,722	0	0	0	129	07/25/2047	1.A
..81746D-AU-4	SEQUOIA MORTGAGE TRUST SERIES 2017-5 CLASS A19 144A 3.500% 08/25/47		03/01/2022	Paydown		26,290	26,290	24,619	24,619	0	1,672	0	1,672	0	26,290	0	0	0	152	08/25/2047	1.A
..81746H-AA-9	SEQUOIA MORTGAGE TRUST SERIES 2017-CH1 CLASS A1 144A 4.000% 08/25/47		03/01/2022	Paydown		194,118	194,118	207,006	207,006	0	(12,888)	0	(12,888)	0	194,118	0	0	0	1,106	08/25/2047	1.A
..81746H-AN-1	SEQUOIA MORTGAGE TRUST SERIES 2017-CH1 CLASS A13 144A 4.000% 08/25/47		03/01/2022	Paydown		660,002	660,002	674,996	674,996	0	(14,994)	0	(14,994)	0	660,002	0	0	0	3,762	08/25/2047	1.A
..81746J-AN-7	SEQUOIA MORTGAGE TRUST SERIES 2017-CH2 CLASS A13 144A 4.000% 12/25/47		03/01/2022	Paydown		263,905	263,905	267,850	267,850	0	(3,945)	0	(3,945)	0	263,905	0	0	0	1,481	12/25/2047	1.A
..81746Q-AG-6	SEQUOIA MORTGAGE TRUST SERIES 2018-2 CLASS A7 144A 3.500% 02/25/48		03/01/2022	Paydown		430,212	430,212	429,188	429,188	0	1,024	0	1,024	0	430,212	0	0	0	1,963	02/25/2048	1.A
..81746W-AN-8	SEQUOIA MORTGAGE TRUST SERIES 2018-CH3 CLASS A13 144A 4.500% 08/25/48		03/01/2022	Paydown		246,626	246,626	248,532	248,532	0	(1,906)	0	(1,906)	0	246,626	0	0	0	1,816	08/25/2048	1.A
..81746Y-AA-2	SEQUOIA MORTGAGE TRUST SERIES 2019 2 CLASS A1 4.000% 06/25/49		03/01/2022	Paydown		315,853	315,853	347,550	347,550	0	(31,698)	0	(31,698)	0	315,853	0	0	0	2,213	06/25/2049	1.A
..81747C-AA-9	SEQUOIA MORTGAGE TRUST SERIES 2019-CH2 CLASS A1 144A 4.500% 08/25/49		03/01/2022	Paydown		169,824	169,824	176,540	176,540	0	(6,715)	0	(6,715)	0	169,824	0	0	0	1,326	08/25/2049	1.A
..81747D-AN-9	SEQUOIA MORTGAGE TRUST SERIES 2018-CH1 CLASS A13 144A 4.000% 03/25/48		03/01/2022	Paydown		353,739	353,739	355,458	355,458	0	(1,719)	0	(1,719)	0	353,739	0	0	0	2,266	03/25/2048	1.A
..81747D-BC-2	SEQUOIA MORTGAGE TRUST SERIES 2018-CH1 CLASS A103144A 0.500% 03/25/48		03/01/2022	Paydown		0	0	10,716	10,716	0	(10,716)	0	(10,716)	0	0	0	0	0	981	03/25/2048	1.A FE
..81747E-AQ-0	SEQUOIA MORTGAGE TRUST SERIES 2018-CH2 CLASS A15 144A 4.000% 06/25/48		03/01/2022	Paydown		289,479	289,479	288,557	288,557	0	922	0	922	0	289,479	0	0	0	1,863	06/25/2048	1.A
..81747L-AN-1	SEQUOIA MORTGAGE TRUST SERIES 2018-CH4 CLASS A13 144A 4.500% 10/25/48		03/01/2022	Paydown		607,109	607,109	608,116	608,116	0	(1,007)	0	(1,007)	0	607,109	0	0	0	4,334	10/25/2048	1.A
..81747M-AA-7	SEQUOIA MORTGAGE TRUST SERIES 2019 CH1 CLASS A1 4.500% 03/25/49		03/01/2022	Paydown		60,607	60,607	62,074	62,074	0	(1,466)	0	(1,466)	0	60,607	0	0	0	414	03/25/2049	1.A
..81747M-CD-9	SEQUOIA MORTGAGE TRUST SERIES 2019 CH1 CLASS B1B 4.914% 03/25/49		03/01/2022	Paydown		28,066	28,066	29,265	29,265	0	(1,198)	0	(1,198)	0	28,066	0	0	0	233	03/25/2049	1.A
..81748B-AB-8	SEQUOIA MORTGAGE TRUST SERIES 2019-3 CLASS A2 144A 3.500% 09/25/49		03/01/2022	Paydown		169,966	169,966	176,475	176,475	0	(6,510)	0	(6,510)	0	169,966	0	0	0	864	09/25/2049	1.A
..81748C-BB-5	SEQUOIA MORTGAGE TRUST SERIES 2021-9 CLASS A101 144A 0.367% 01/25/52		03/01/2022	Paydown		0	0	106,591	106,591	0	(106,591)	0	(106,591)	0	0	0	0	0	4,479	01/25/2052	1.A FE
..81748G-AA-9	SEQUOIA MORTGAGE TRUST SERIES 2019-CH3 CLASS A1 144A 4.000% 09/25/49		03/01/2022	Paydown		325,807	325,807	338,446	338,446	0	(12,639)	0	(12,639)	0	325,807	0	0	0	1,775	09/25/2049	1.A
..81748G-BA-8	SEQUOIA MORTGAGE TRUST SERIES 2019-CH3 CLASS A13 144A 4.000% 09/25/49		03/01/2022	Paydown		362,007	362,007	369,428	369,428	0	(7,421)	0	(7,421)	0	362,007	0	0	0	1,973	09/25/2049	1.A
..81748G-BN-0	SEQUOIA MORTGAGE TRUST SERIES 2019-CH3 CLASS A19 144A 4.000% 09/25/49		03/01/2022	Paydown		90,502	90,502	88,294	88,294	0	2,208	0	2,208	0	90,502	0	0	0	493	09/25/2049	1.A
..81748G-CA-7	SEQUOIA MORTGAGE TRUST SERIES 2019-CH3 CLASS A101 144 0.529% 09/25/49		03/01/2022	Paydown		0	0	46,149	46,149	0	(46,149)	0	(46,149)	0	0	0	0	0	8,571	09/25/2049	1.A FE
..81748G-EJ-6	SEQUOIA MORTGAGE TRUST SERIES 2019-CH3 CLASS B1B 144A 4.529% 09/25/49		03/01/2022	Paydown		17,930	17,930	18,980	18,980	0	(1,050)	0	(1,050)	0	17,930	0	0	0	136	09/25/2049	1.A
..81748H-AG-4	SEQUOIA MORTGAGE TRUST SERIES 2018-8 CLASS A7 144A 4.000% 11/25/48		02/01/2022	Paydown		3,028,488	3,028,488	2,979,489	2,979,489	0	48,999	0	48,999	0	3,028,488	0	0	0	18,970	11/25/2048	1.A

E05.63

STATEMENT AS OF MARCH 31, 2022 OF THE VOYA RETIREMENT INSURANCE AND ANNUITY COMPANY

SCHEDULE D - PART 4

Show All Long-Term Bonds and Stock Sold, Redeemed or Otherwise Disposed of During the Current Quarter

1	2	3	4	5	6	7	8	9	10	Change In Book/Adjusted Carrying Value					16	17	18	19	20	21	22
										11	12	13	14	15							
CUSIP Identification	Description	Foreign	Disposal Date	Name of Purchaser	Number of Shares of Stock	Consideration	Par Value	Actual Cost	Prior Year Book/Adjusted Carrying Value	Unrealized Valuation Increase/(Decrease)	Current Year's (Amortization)/Accretion	Current Year's Other Than Temporary Impairment Recognized	Total Change in Book/Adjusted Carrying Value (11 + 12 - 13)	Total Foreign Exchange Change in Book /Adjusted Carrying Value	Book/Adjusted Carrying Value at Disposal Date	Foreign Exchange Gain (Loss) on Disposal	Realized Gain (Loss) on Disposal	Total Gain (Loss) on Disposal	Bond Interest/Stock Dividends Received During Year	Stated Contractual Maturity Date	NAIC Designation, NAIC Designation Modifier and SVO Administrative Symbol
..81748J-AA-3	SEQUOIA MORTGAGE TRUST SERIES 2019-4 CLASS A1 144A 3.500% 11/25/49		03/01/2022	Paydown		179,694	179,694	187,257	187,257	0	(7,563)	0	(7,563)	0	179,694	0	0	0	896	11/25/2049	1.A
..81748K-AA-0	SEQUOIA MORTGAGE TRUST SERIES 2020-2 CLASS A1 144A 3.500% 03/25/50		03/01/2022	Paydown		446,029	446,029	464,751	464,751	0	(18,723)	0	(18,723)	0	446,029	0	0	0	2,558	03/25/2050	1.A
..81748M-AG-3	SEQUOIA MORTGAGE TRUST SERIES 2020-1 CLASS A7 144A 3.500% 02/25/50		03/01/2022	Paydown		731,115	731,115	745,680	745,680	0	(14,564)	0	(14,564)	0	731,115	0	0	0	5,437	02/25/2050	1.A
..81748R-AV-9	SEQUOIA MORTGAGE TRUST SERIES 2020-4 CLASS A20 144A 2.500% 11/25/50		03/01/2022	Paydown		133,320	133,320	136,829	136,829	0	(3,509)	0	(3,509)	0	133,320	0	0	0	437	11/25/2050	1.A
..81748T-BB-8	SEQUOIA MORTGAGE TRUST SERIES 2021-7 CLASS A101 144A 0.372% 11/25/51		03/01/2022	Paydown		0	0	65,235	65,235	0	(65,235)	0	(65,235)	0	0	0	0	0	2,673	11/25/2051	1.A FE
..81748V-BB-3	SEQUOIA MORTGAGE TRUST SERIES 2021-3 CLASS A101 0.154% 05/25/51		03/01/2022	Paydown		0	0	31,244	31,244	0	(31,244)	0	(31,244)	0	0	0	0	0	1,259	05/25/2051	1.A FE
..81748Y-BB-7	SEQUOIA MORTGAGE TRUST SERIES 2021-6 CLASS A101 144A 0.431% 10/25/51		03/01/2022	Paydown		0	0	103,247	103,247	0	(103,247)	0	(103,247)	0	0	0	0	0	4,936	10/25/2051	1.A FE
..82281F-BA-1	SHELLPOINT CO ORIGINATOR TRUST SERIES 2017 2 CLASS AX1 0.165% 10/25/47		03/01/2022	Paydown		0	0	3,836	3,836	0	(3,836)	0	(3,836)	0	0	0	0	0	1,069	10/25/2047	1.A FE
..827048-AU-3	SILGAN HOLDINGS INC SERIES III 4.750% 03/15/25		03/28/2022	Call	100,000	1,560,000	1,560,000	1,495,365	1,527,267	0	1,544	0	1,544	0	1,528,812	0	31,188	31,188	39,726	03/15/2025	3.C FE
..828807-CV-7	SIMON PROPERTY GROUP LP 3.500% 09/01/25		03/16/2022	BARCLAYS CAPITAL	2,937,294	2,900,000	2,900,000	2,881,266	2,892,391	0	414	0	414	0	2,892,805	0	44,489	44,489	55,543	09/01/2025	1.G FE
..831350-AJ-2	SLIDE 2018-FUN SERIES 2018-FUN CLASS C 144A 2.197% 06/15/31		03/15/2022	Paydown		33,097	33,097	33,097	33,097	0	0	0	0	0	33,097	0	0	0	108	06/15/2031	1.G FE
..83405B-AC-6	SOFI CONSUMER LOAN PROGRAM SERIES 2019-4 CLASS C 144A 2.840% 08/25/28		03/15/2022	BANK OF AMERICA	3,500,410	3,500,000	3,495,538	3,495,538	3,495,538	0	967	0	967	0	3,496,505	0	3,905	3,905	22,641	08/25/2028	1.B FE
..83406C-AC-3	SOFI CONSUMER LOAN PROGRA SERIES 2019 2 CLASS C 3.460% 04/25/28		03/25/2022	Paydown		979,157	979,157	977,391	977,391	0	1,767	0	1,767	0	979,157	0	0	0	6,140	04/25/2028	1.B FE
..83406H-AC-2	SOFI CONSUMER LOAN PROGRAM SERIES 2018-4 CLASS C 144A 4.170% 11/26/27		03/25/2022	Paydown		817,836	817,836	816,530	816,530	0	1,306	0	1,306	0	817,836	0	0	0	5,528	11/26/2027	1.A FE
..83407A-AC-6	SOFI CONSUMER LOAN PROGRAM SERIES 2020-1 CLASS C 144A 2.500% 01/25/29		03/15/2022	RBC CAPITAL MARKETS	5,015,194	5,040,000	5,033,799	5,033,799	5,033,799	0	1,002	0	1,002	0	5,034,801	0	(19,607)	(19,607)	28,700	01/25/2029	1.E FE
..83546D-AG-3	SONIC CAPITAL LLC SERIES 2020-1A CLASS A21 144A 3.845% 01/20/50		03/20/2022	Paydown		8,750	8,750	8,750	8,750	0	0	0	0	0	8,750	0	0	0	56	01/20/2050	2.B FE
..83546D-AQ-1	SONIC CAPITAL LLC SERIES 2021-1A CLASS A21 144A 2.636% 08/20/51		03/20/2022	Paydown		14,375	14,375	14,375	14,375	0	0	0	0	0	14,375	0	0	0	63	08/20/2051	2.B FE
..83611M-BV-9	SOUNDVIEW HOME LOAN TRUST SERIES 2004-IMC1 CLASS M1 1.207% 01/25/35		03/25/2022	Paydown		18,944	18,944	18,925	18,925	0	20	0	20	0	18,944	0	0	0	30	01/25/2035	1.A FM
..844741-BE-7	SOUTHWEST AIRLINES CO 3.450% 11/16/27		03/17/2022	JP MORGAN CHASE	4,534,327	4,554,000	4,499,215	4,519,073	4,519,073	0	1,183	0	1,183	0	4,520,256	0	14,071	14,071	54,553	11/16/2027	2.A FE
..85208N-AD-2	SPRINT SPECTRUM SPEC I SERIES 144A 4.738% 03/20/25		03/20/2022	Redemption	100,000	375,000	375,000	375,000	375,000	0	0	0	0	0	375,000	0	0	0	4,491	03/20/2025	2.A FE
..855244-BC-2	STARBUCKS CORP 3.000% 02/14/32		03/09/2022	JEFFERIES & COMPANY INC	3,399,025	3,500,000	3,493,385	3,493,385	3,493,385	0	39	0	39	0	3,493,424	0	(94,399)	(94,399)	7,875	02/14/2032	2.A FE
..857477-AM-5	STATE STREET CORP 3.700% 11/20/23		03/21/2022	HSBC SECURITIES USA INC.	2,040,040	2,000,000	1,995,200	1,998,955	1,998,955	0	122	0	122	0	1,999,077	0	40,963	40,963	25,283	11/20/2023	1.F FE
..857477-AT-0	STATE STREET CORP 3.550% 08/18/25		03/21/2022	Various	6,124,850	6,000,000	5,991,960	5,996,749	5,996,749	0	181	0	181	0	5,996,930	0	127,921	127,921	125,729	08/18/2025	1.F FE
..860838-AA-5	STIM STAR IV LLC 4.950% 04/30/23		01/31/2022	Various	594,519	594,519	594,519	594,519	594,519	0	0	0	0	0	594,519	0	0	0	7,357	04/30/2023	2.A PL
..86358H-RV-3	STRUCTURED ASSET MORTGAGE INVE SERIES 2003-CLASS A1 1.189% 10/19/33		02/19/2022	Paydown		455	455	447	447	0	9	0	9	0	455	0	0	0	0	10/19/2033	1.A FM
..86358R-ND-5	AMORTIZING RESIDENTIAL COLLATE SERIES 2001-BC6W CLASS A 1.097% 10/25/31		03/25/2022	Paydown		109	109	109	109	0	0	0	0	0	109	0	0	0	0	10/25/2031	5.B GI
..86359L-BL-2	STRUCTURED ASSET MORTGAGE INV SERIES 2004-AR2 CLASS 1A 1.029% 05/19/34		03/19/2022	Paydown		3,637	3,637	3,637	3,637	0	0	0	0	0	3,637	0	0	0	5	05/19/2034	1.A FM
..86744T-AB-2	HELIOS ISSUER VI LLC SERIES 2021-B CLASS B 144A 2.010% 07/20/48		03/20/2022	Paydown		35,590	35,590	35,525	35,525	0	65	0	65	0	35,590	0	0	0	115	07/20/2048	1.G FE
..86745A-AB-2	SNVA_22-A SERIES 2022-A CLASS B 144A 3.130% 02/22/49		03/20/2022	Paydown		19,964	19,964	19,518	19,518	0	446	0	446	0	19,964	0	0	0	47	02/22/2049	1.G FE

EO5.64

STATEMENT AS OF MARCH 31, 2022 OF THE VOYA RETIREMENT INSURANCE AND ANNUITY COMPANY

SCHEDULE D - PART 4

Show All Long-Term Bonds and Stock Sold, Redeemed or Otherwise Disposed of During the Current Quarter

1	2	3	4	5	6	7	8	9	10	Change In Book/Adjusted Carrying Value					16	17	18	19	20	21	22
										11	12	13	14	15							
CUSIP Identification	Description	Foreign	Disposal Date	Name of Purchaser	Number of Shares of Stock	Consideration	Par Value	Actual Cost	Prior Year Book/Adjusted Carrying Value	Unrealized Valuation Increase/(Decrease)	Current Year's (Amortization)/Accretion	Current Year's Other Than Temporary Impairment Recognized	Total Change in Book/Adjusted Carrying Value (11 + 12 - 13)	Total Foreign Exchange Change in Book /Adjusted Carrying Value	Book/Adjusted Carrying Value at Disposal Date	Foreign Exchange Gain (Loss) on Disposal	Realized Gain (Loss) on Disposal	Total Gain (Loss) on Disposal	Bond Interest/Stock Dividends Received During Year	Stated Contractual Maturity Date	NAIC Designation, NAIC Designation Modifier and SVO Administrative Symbol
..86745J-AA-5	HELIOS ISSUER LLC SERIES 2018-1A CLASS A 144A 4.870% 07/20/48		01/20/2022	Paydown		91,168	91,168	89,509	89,509	0	1,659	0	1,659	0	91,168	0	0	0	2,220	07/20/2048	1.G FE
..86745N-AA-6	SUNNOVA SOL ISSUER LLC SERIES 2020-1A CLASS A 144A 3.350% 02/01/55		01/30/2022	Paydown		22,694	22,694	22,590	22,590	0	105	0	105	0	22,694	0	0	0	190	02/01/2055	1.G FE
..86745Q-AA-9	HELLOS ISSUER LLC SERIES 2021-1 CLASS A 144A 2.580% 04/28/56		01/30/2022	Paydown		33,694	33,694	33,645	33,645	0	48	0	48	0	33,694	0	0	0	217	04/28/2056	1.G FE
..86772D-AA-4	SUNRUN ATHENA ISSUER SERIES 2018-1 CLASS A 144A 5.310% 04/30/49		01/30/2022	Paydown		32,923	32,923	32,061	32,061	0	863	0	863	0	32,923	0	0	0	437	04/30/2049	1.G FE
..86772F-AA-9	SUNRUN CALLISTO ISSUER LLC SERIES 2019-2 CLASS A 144A 3.610% 02/01/55		01/30/2022	Paydown		16,246	16,246	15,982	15,982	0	264	0	264	0	16,246	0	0	0	147	02/01/2055	1.F FE
..86773P-AA-6	SUNRUN CALLISTO ISSUER LLC SERIES 2019-1A CLASS A 144A 3.980% 06/30/54		03/30/2022	Paydown		39,357	39,357	39,025	39,025	0	332	0	332	0	39,357	0	0	0	392	06/30/2054	1.G FE
..87054#-AA-6	SWEETWATER ROYALTIES LLC 5.320% 09/30/40 TIF FUNDING II LLC SERIES 2021-1A CLASS A 144A 1.650% 02/20/46		03/31/2022	Various		288,306	288,306	288,306	288,306	0	0	0	0	0	288,306	0	0	0	7,669	09/30/2040	2.B PL
..872480-AE-8	TTX CO SERIES 144A 3.600% 01/15/25		03/16/2022	Various		2,817,843	2,750,000	2,749,588	2,749,919	0	5	0	5	0	2,749,924	0	67,918	67,918	66,825	01/15/2025	1.F FE
..87305Q-CH-2	TACO BELL FUNDING LLC SERIES 16-1A CLASS A23 144A 4.970% 05/25/46		02/25/2022	Paydown		456	456	450	450	0	6	0	6	0	456	0	0	0	6	05/25/2046	2.B FE
..87342R-AC-8	TACO BELL FUNDING LLC SERIES 2018-1 CLASS A21 144A 4.940% 11/25/48		02/25/2022	Paydown		15,325	15,325	15,079	15,079	0	246	0	246	0	15,325	0	0	0	189	11/25/2048	2.B FE
..87342R-AE-4	TACO BELL FUNDING LLC SERIES 2021-1A CLASS A23 144A 2.542% 08/25/51		02/25/2022	Paydown		18,750	18,750	18,750	18,750	0	0	0	0	0	18,750	0	0	0	119	08/25/2051	2.B FE
..87342R-AJ-3	TARGA RESOURCES PARTNERS 5.375% 02/01/27		03/30/2022	Call	102.6880	1,540,320	1,500,000	1,500,000	1,500,000	0	0	0	0	0	1,540,320	0	0	0	93,846	02/01/2027	2.C FE
..87612B-BE-1	TELEDYNE TECHNOLOGIES IN 2.750% 04/01/31		02/07/2022	Various		8,296,420	8,600,000	8,610,547	8,610,413	0	(664)	0	(664)	0	8,609,749	0	(313,329)	(313,329)	84,089	04/01/2031	2.C FE
..879360-AE-5	TELEDYNE TECHNOLOGIES IN 2.750% 04/01/31		03/31/2022	Various		48,682	48,682	48,682	48,682	0	0	0	0	0	48,682	0	0	0	559	08/31/2040	2.C PL
..88104#-AA-4	TERRAFORM UTILITY SOLAR X 4.590% 08/31/40		03/17/2022	JANE STREET CAPITAL		130,153	125,000	163,774	161,170	0	(410)	0	(410)	0	160,760	0	(30,607)	(30,607)	2,503	03/15/2039	1.E FE
..882508-BF-0	TEXAS INSTRUMENTS INC 3.875% 03/15/39		03/17/2022	JP MORGAN CHASE		889,540	1,000,000	906,660	0	199	0	199	0	906,859	0	(17,319)	(17,319)	16,178	10/15/2041	2.A FE	
..883556-CM-2	THERMO FISHER SCIENTIFIC 2.800% 10/15/41		03/09/2022	JANE STREET CAPITAL		712,446	700,000	697,305	698,935	0	53	0	53	0	698,988	0	13,458	13,458	12,483	08/07/2025	1.E FE
..88579Y-AR-2	3M COMPANY 3.000% 08/07/25		03/09/2022	MORGAN STANLEY & CO. INC.		43,925	50,000	58,065	57,727	0	(58)	0	(58)	0	57,689	0	(13,745)	(13,745)	825	09/19/2046	1.E FE
..88579Y-AW-1	3M COMPANY 3.125% 09/19/46		03/25/2022			43,925	50,000	58,065	57,727	0	(58)	0	(58)	0	57,689	0	(13,745)	(13,745)	825	09/19/2046	1.E FE
..88632A-CC-0	TIAA BANK MORTGAGE LOAN TRUST SERIES 2018-3 CLASS B2 144A 4.184% 11/25/48		03/01/2022	Paydown		12,106	12,106	11,662	11,662	0	444	0	444	0	12,106	0	0	0	84	11/25/2048	1.A
..89307#-AA-7	TRANS BAY CABLE LLC 2.920% 06/30/47		03/31/2022	Various		76,556	76,556	76,488	76,488	0	68	0	68	0	76,556	0	0	0	561	06/30/2047	1.E PL
..89566E-AG-3	TRISTATE GENERATION & TRANSMI 3.700% 11/01/24		03/16/2022	BARCLAYS CAPITAL		1,522,860	1,500,000	1,499,370	1,499,798	0	14	0	14	0	1,499,812	0	23,048	23,048	21,121	11/01/2024	1.G FE
..90214G-AA-5	2014 ESA PROJECT COMPANY INC 6.070% 03/30/30		03/31/2022	Various		233,917	233,917	232,127	232,169	0	1,748	0	1,748	0	233,917	0	0	0	3,550	03/30/2030	2.B PL
..90291J-AX-5	UBS COMMERCIAL MORTGAGE TRUST SERIES 2018-C9 CLASS YA 0.871% 03/15/51		03/01/2022	Paydown		0	0	3,893	3,893	0	(3,893)	0	(3,893)	0	0	0	0	0	142	03/15/2051	1.A FE
..90349Q-AQ-8	UBS BARCLAYS COMMERCIAL MORTGAGE SERIES 2013-C6 CLASS C 144A 4.022% 04/10/46		01/15/2022	Various		0	0	0	0	0	419	0	419	0	419	0	(419)	(419)	(419)	04/10/2046	4.B FM
..90354T-BB-4	UNITED WHOLSALE MORTGAGE LLC SERIES 2021-INV2 CLASS AX4 144 0.560% 09/25/51		03/01/2022	Paydown		0	0	24,965	24,965	0	(24,965)	0	(24,965)	0	0	0	0	0	1,171	09/25/2051	1.B FE
..90354X-AY-6	UNITED WHOLSALE MORTGAGE LLC SERIES 2021-INV1 CLASS AX1 144 0.166% 08/25/51		03/01/2022	Paydown		0	0	61,324	61,324	0	(61,324)	0	(61,324)	0	0	0	0	0	2,574	08/25/2051	1.B FE
..90354X-BB-5	UNITED WHOLSALE MORTGAGE LLC SERIES 2021-INV1 CLASS AX4 144 0.500% 08/25/51		03/01/2022	Paydown		0	0	15,846	15,846	0	(15,846)	0	(15,846)	0	0	0	0	0	660	08/25/2051	1.B FE
..904764-AS-6	UNILEVER CAPITAL CORP 3.100% 07/30/25		03/09/2022	INTL FCSTONE FINANCIA INC		509,215	500,000	494,190	497,703	0	116	0	116	0	497,819	0	11,396	11,396	9,515	07/30/2025	1.E FE
..906548-CJ-9	UNION ELECTRIC CO 3.900% 09/15/42		02/25/2022	Various		5,097,250	5,000,000	4,945,888	4,956,304	0	227	0	227	0	4,956,531	0	140,719	140,719	89,917	09/15/2042	1.F FE
..907818-EQ-7	UNION PACIFIC CORP 3.600% 09/15/37		03/17/2022	JANE STREET CAPITAL		101,653	100,000	116,058	114,909	0	(180)	0	(180)	0	114,729	0	(13,076)	(13,076)	1,860	09/15/2037	2.A FE
..907818-FT-0	UNION PACIFIC CORP 3.200% 05/20/41		03/09/2022	BARCLAYS CAPITAL		2,837,310	3,000,000	3,239,460	3,236,536	0	(1,915)	0	(1,915)	0	3,234,621	0	(397,311)	(397,311)	29,600	05/20/2041	1.G FE
..907818-FY-9	UNION PACIFIC CORP 3.375% 02/14/42		03/17/2022	JP MORGAN CHASE		3,868,640	4,000,000	3,994,800	0	0	18	0	18	0	3,994,818	0	(126,178)	(126,178)	13,875	02/14/2042	1.G FE

E05.65

STATEMENT AS OF MARCH 31, 2022 OF THE VOYA RETIREMENT INSURANCE AND ANNUITY COMPANY

SCHEDULE D - PART 4

Show All Long-Term Bonds and Stock Sold, Redeemed or Otherwise Disposed of During the Current Quarter

1	2	3	4	5	6	7	8	9	10	Change In Book/Adjusted Carrying Value					16	17	18	19	20	21	22
										11	12	13	14	15							
CUSIP Identification	Description	For- eign	Disposal Date	Name of Purchaser	Number of Shares of Stock	Consid- eration	Par Value	Actual Cost	Prior Year Book/ Adjusted Carrying Value	Unrealized Valuation Increase/ (Decrease)	Current Year's (Amor- tization)/ Accretion	Current Year's Other Than Temporary Impairment Recogn- ized	Total Change in Book/ Adjusted Carrying Value (11 + 12 - 13)	Total Foreign Exchange Change in Book /Adjusted Carrying Value	Book/ Adjusted Carrying Value at Disposal Date	Foreign Exchange Gain (Loss) on Disposal	Realized Gain (Loss) on Disposal	Total Gain (Loss) on Disposal	Bond Interest/ Stock Dividends Received During Year	Stated Con- tractual Maturity Date	NAIC Desig- nation, NAIC Desig- nation Modifier and SVO Admini- strative Symbol
909319-AA-3	UNITED AIR 2013 1 A PTT SERIES A 4.300% 08/15/25		02/15/2022	Redemption 100.0000		328,161	328,161	293,071	294,233	0	33,928	0	33,928	0	328,161	0	0	0	7,055	08/15/2025	2.B FE
90931C-AA-6	UNITED AIR 2019 1 AA PTT SERIES AA 4.150% 08/25/31		02/25/2022	Various		161,873	161,873	161,873	161,873	0	0	0	0	0	161,873	0	0	0	3,359	08/25/2031	1.F FE
90932J-AA-0	UNITED AIR 2019 2 AA PTT SERIES AA 2.700% 05/01/32		02/08/2022	ROBERT W. BAIRD & CO. INC. Redemption 100.0000		4,520,013	4,677,892	4,677,892	4,677,892	0	0	0	0	0	4,677,892	0	(157,879)	(157,879)	34,733	05/01/2032	1.F FE
90932V-AA-3	UNITED AIR 2020 1 B PTT 4.875% 01/15/26		01/15/2022			93,500	93,500	93,500	93,500	0	0	0	0	0	93,500	0	0	0	1,140	01/15/2026	2.C FE
911312-AJ-5	UNITED PARCEL SERVICE 6.200% 01/15/38		03/17/2022	JP MORGAN CHASE U.S. BANCORP INVESTMENTS INC		1,959,945	1,500,000	2,014,275	0	(1,340)	0	(1,340)	0	2,012,935	0	(52,990)	(52,990)	17,050	01/15/2038	1.G FE	
911312-BS-4	UNITED PARCEL SERVICE 3.400% 09/01/49		03/30/2022			1,778,418	1,800,000	1,878,138	1,876,708	0	(450)	0	(450)	0	1,876,258	0	(97,840)	(97,840)	35,700	09/01/2049	1.G FE
91159H-HC-7	US BANCORP SERIES MTN 3.000% 03/15/22		02/15/2022	Call 100.0000		1,000,000	1,000,000	971,740	999,238	0	475	0	475	0	999,713	0	287	287	12,500	03/15/2022	1.F FE
913017-CW-7	UNITED TECHNOLOGIES CORP 4.450% 11/16/38		03/17/2022	JANE STREET CAPITAL SUSQUEHANNA FINANCIAL GROUP		188,242	175,000	227,038	223,613	0	(537)	0	(537)	0	223,076	0	(34,834)	(34,834)	2,704	11/16/2038	2.A FE
91324P-CA-8	UNITEDHEALTH GROUP INC 3.950% 10/15/42		03/25/2022			100,926	100,000	127,890	126,463	0	(268)	0	(268)	0	126,196	0	(25,270)	(25,270)	1,799	10/15/2042	1.F FE
91324P-CQ-3	UNITEDHEALTH GROUP INC 4.625% 07/15/35		03/21/2022			2,231,760	2,000,000	2,121,160	2,105,355	0	(1,363)	0	(1,363)	0	2,103,992	0	127,768	127,768	63,722	07/15/2035	1.F FE
91324P-DT-6	UNITEDHEALTH GROUP INC 3.500% 08/15/39		03/17/2022	JANE STREET CAPITAL		124,325	125,000	153,473	151,648	0	(304)	0	(304)	0	151,344	0	(27,019)	(27,019)	2,625	08/15/2039	1.F FE
918628-AA-2	VC 3 LS 2021 LP 2021 LP 3.500% 10/15/31		03/15/2022	Various		768,202	768,202	768,202	768,202	0	0	0	0	0	768,202	0	0	0	2,127	10/15/2031	1.G PL
918628-AB-0	VC 3 LS 2021 LP 2021 LP 4.750% 10/15/41		03/15/2022	Various		151,619	151,619	151,619	151,619	0	0	0	0	0	151,619	0	0	0	583	10/15/2041	2.B PL
92343V-CV-4	VERIZON COMMUNICATIONS SERIES WI 4.272% 01/15/36		03/17/2022	JANE STREET CAPITAL		265,888	250,000	321,698	316,004	0	(888)	0	(888)	0	315,116	0	(49,228)	(49,228)	7,298	01/15/2036	2.A FE
92343V-DR-2	VERIZON COMMUNICATIONS SERIES WI 4.812% 03/15/39		03/17/2022	JANE STREET CAPITAL		226,484	200,000	275,820	271,086	0	(748)	0	(748)	0	270,338	0	(43,854)	(43,854)	4,972	03/15/2039	2.A FE
92826C-AF-9	VISA INC 4.300% 12/14/45		03/17/2022	JP MORGAN CHASE Redemption 100.0000		1,662,120	1,500,000	1,708,350	0	(309)	0	(309)	0	1,708,041	0	(45,921)	(45,921)	17,379	12/14/2045	1.D FE	
928388-AA-1	VISTA RIDGE LLC 2.570% 10/14/49		03/31/2022			40,265	40,265	40,265	40,265	0	0	0	0	0	40,265	0	0	0	259	10/14/2049	1.F PL
92914N-AL-5	VOYA CLO LTD SERIES 2015-1A CLASS A2R 144A 1.491% 01/18/29		03/21/2022	Various		2,281,271	2,303,500	2,297,944	2,297,944	0	3,587	0	3,587	0	2,301,531	0	(20,260)	(20,260)	14,185	01/18/2029	1.B FE
92916Q-AB-8	VOYA CLO 2017 4 LTD SERIES 2017-4A CLASS A2 144A 1.489% 10/15/30		03/21/2022	Various		924,915	939,000	941,953	941,953	0	1,279	0	1,279	0	943,232	0	(18,317)	(18,317)	5,894	10/15/2030	1.A FE
92917C-AG-7	VOYA CLO LTD SERIES 2013-1A CLASS A1BR 144A 1.589% 10/15/30		03/17/2022	BNP PARIBAS SECURITIES CORP		5,637,820	5,717,000	5,747,251	5,747,251	0	9,365	0	9,365	0	5,756,616	0	(118,796)	(118,796)	37,902	10/15/2030	1.A FE
92918W-AA-5	VOYA REIDF CLASS A SENIOR NOTE VOYA REIDF Class A Senior Note 3.523% 10/01/30		03/01/2022	Redemption 100.0000		10,789	10,789	10,789	9,559	0	0	0	0	10,789	0	0	0	119	10/01/2030	2.B PL	
929227-26-0	WAMU MORTGAGE PASS-THROUGH CER SERIES 2003-S5 CLASS 144 5.500% 06/25/33		03/01/2022	Paydown		9,281	9,281	9,734	9,734	0	(454)	0	(454)	0	9,281	0	0	0	50	06/25/2033	1.A FM
92922F-3R-7	WAMU MORTGAGE PASS THROUGH CER SERIES 2005-AR12 CLASS 2A2 3.051% 09/25/35		03/01/2022	Paydown		562	562	0	0	0	562	0	562	0	562	0	0	0	3	09/25/2035	1.D FM
92922F-4G-0	WAMU MORTGAGE PASS THROUGH CER SERIES 2005-AR14 CLASS 2A2 2.859% 12/25/35		03/01/2022	Paydown		15,596	(93,872)	0	0	0	15,596	0	15,596	0	15,596	0	0	0	378	12/25/2035	1.D FM
92922F-4V-7	WAMU MORTGAGE PASS THROUGH CER SERIES 2005-AR13 CLASS A1C3 1.437% 10/25/45		03/25/2022	Paydown		88,208	88,208	89,053	89,053	0	(844)	0	(844)	0	88,208	0	0	0	165	10/25/2045	1.A FM
92922F-7T-9	WAMU MORTGAGE PASS THROUGH CER SERIES 2005-AR17 CLASS A1B3 1.157% 12/25/45		03/25/2022	Paydown		8,478	8,478	7,935	7,935	0	542	0	542	0	8,478	0	0	0	9	12/25/2045	1.D FM
92922F-S2-5	WAMU MORTGAGE PASS THROUGH CER SERIES 2005-AR8 CLASS 2AB3 1.177% 07/25/45		03/25/2022	Paydown		3,880	3,880	3,880	3,880	0	0	0	0	0	3,880	0	0	0	6	07/25/2045	1.A FM
92922F-TB-4	WAMU MORTGAGE PASS THROUGH CER SERIES 2004-AR9 CLASS A1 2.553% 07/25/34		02/01/2022	Paydown		16,788	16,788	17,136	17,136	0	(348)	0	(348)	0	16,788	0	0	0	54	07/25/2034	1.A FM
92922F-WIE-4	WAMU MORTGAGE PASS THROUGH CER SERIES 2004-AR9 CLASS A1 2.732% 08/25/34		03/01/2022	Paydown		5,182	5,182	5,140	5,140	0	42	0	42	0	5,182	0	0	0	20	08/25/2034	1.A FM
92925C-DC-3	WAMU MORTGAGE PASS THROUGH CER SERIES 2006-AR3 CLASS A1C 1.141% 02/25/46		03/01/2022	Paydown		5,950	4,099	809	809	0	5,141	0	5,141	0	5,950	0	0	0	15	02/25/2046	1.D FM
92939K-AH-1	WF RBS COMMERCIAL MORTGAGE TRU SERIES 2014-C24 CLASS XA 0.845% 11/15/47		03/01/2022	Paydown		0	0	4,812	4,812	0	(4,812)	0	(4,812)	0	0	0	0	0	378	11/15/2047	1.C FE

E05.66

STATEMENT AS OF MARCH 31, 2022 OF THE VOYA RETIREMENT INSURANCE AND ANNUITY COMPANY

SCHEDULE D - PART 4

Show All Long-Term Bonds and Stock Sold, Redeemed or Otherwise Disposed of During the Current Quarter

1	2	3	4	5	6	7	8	9	10	Change In Book/Adjusted Carrying Value					16	17	18	19	20	21	22
										11	12	13	14	15							
CUSIP Identification	Description	For- eign	Disposal Date	Name of Purchaser	Number of Shares of Stock	Consid- eration	Par Value	Actual Cost	Prior Year Book/ Adjusted Carrying Value	Unrealized Valuation Increase/ (Decrease)	Current Year's (Amor- tization)/ Accretion	Current Year's Other Than Temporary Impairment Recogn- ized	Total Change in Book/ Adjusted Carrying Value (11 + 12 - 13)	Total Foreign Exchange Change in Book /Adjusted Carrying Value	Book/ Adjusted Carrying Value at Disposal Date	Foreign Exchange Gain (Loss) on Disposal	Realized Gain (Loss) on Disposal	Total Gain (Loss) on Disposal	Bond Interest/ Stock Dividends Received During Year	Stated Con- tractual Maturity Date	NAIC Desig- nation, NAIC Desig- nation Modifier and SVO Admini- strative Symbol
92940P-AD-6	WRKCO INC SERIES W1 4.900% 03/15/29		03/17/2022	JP MORGAN CHASE U.S. BANCORP INVESTMENTS		2,177,760	2,000,000	2,258,220	2,202,842	.0	(5,768)	.0	(5,768)	.0	2,197,074	.0	(19,314)	(19,314)	50,633	03/15/2029	2.B FE
92940P-AG-9	WRKCO INC 3.000% 06/15/33		01/24/2022	U.S. BANCORP INVESTMENTS		140,330	140,000	151,817	150,639	.0	(60)	.0	(60)	.0	150,579	.0	(10,248)	(10,248)	478	06/15/2033	2.B FE
92966*-AG-4	WABASH VALLEY POWER ASSOC 6.140% 01/31/28		01/31/2022	Various		230,803	230,803	230,803	230,803	.0	.0	.0	.0	.0	230,803	.0	.0	.0	3,543	01/31/2028	1.F
933638-AC-2	WAMU MORTGAGE PASS THROUGH SERIES 2006-AR19 CLASS 1A1B 0.871% 01/25/47		03/01/2022	Paydown		7,901	4,805	.216	.216	.0	7,685	.0	7,685	.0	7,901	.0	.0	.0	13	01/25/2047	1.D FM
933638-AE-8	WAMU MORTGAGE PASS THROUGH SERIES 2006-AR19 CLASS 2A1B 1.473% 01/25/47		03/01/2022	Paydown		11,789	10,307	6,163	6,163	.0	5,626	.0	5,626	.0	11,789	.0	.0	.0	36	01/25/2047	1.D FM
93363R-AC-0	WAMU MORTGAGE PASS THROUGH SERIES 2006-AR13 CLASS 2A1B 1.723% 10/25/46		03/01/2022	Paydown		50,454	33,416	14,582	14,582	.0	35,872	.0	35,872	.0	50,454	.0	.0	.0	174	10/25/2046	1.D FM
93363X-AD-5	WAMU ASSET BACKED CERTIFICATES SERIES 07-HE4 CLASS 2A3 0.627% 07/25/47		03/25/2022	Paydown		241,338	241,338	156,174	156,174	.0	85,165	.0	85,165	.0	241,338	.0	.0	.0	69	07/25/2047	1.D FM
93364B-AA-8	WAMU MORTGAGE PASS THROUGH CER SERIES 2007-0A5 CLASS 1A 0.891% 06/25/47		03/01/2022	Paydown		23,425	23,425	20,223	20,223	.0	3,203	.0	3,203	.0	23,425	.0	.0	.0	24	06/25/2047	1.D FM
93884P-DY-3	WASHINGTON GAS LIGHT CO SERIES MTN 3.650% 09/15/49		03/25/2022	MORGAN STANLEY & CO. INC.		94,501	100,000	117,342	116,759	.0	(101)	.0	(101)	.0	116,658	.0	(22,157)	(22,157)	1,967	09/15/2049	1.G FE
939336-2W-2	WASHINGTON MUTUAL MORTGAGE PA SERIES 2005-1 CLASS CX 5.500% 03/25/35		03/01/2022	Paydown		.0	.0	8,817	8,817	.0	(8,817)	.0	(8,817)	.0	.0	.0	.0	.0	411	03/25/2035	5.B GI
93934F-AA-0	WASHINGTON MUTUAL MORTGAGE PA SERIES 2005-5 CLASS CB1 0.857% 07/25/35		03/25/2022	Paydown		4,719	5,079	4,189	4,189	.0	530	.0	530	.0	4,719	.0	.0	.0	4	07/25/2035	1.D FM
93934F-BU-5	WASHINGTON MUTUAL MORTGAGE PA SERIES 2005-7 CLASS 4CB 7.000% 08/25/35		03/01/2022	Paydown		2,699	5,272	3,013	3,013	.0	(314)	.0	(314)	.0	2,699	.0	.0	.0	50	08/25/2035	1.D FM
93934F-PT-3	WASHINGTON MUTUAL MORTGAGE PA SERIES 2006-AR4 CLASS 2A1A 1.723% 05/25/46		03/01/2022	Paydown		2,567	2,567	2,251	2,251	.0	316	.0	316	.0	2,567	.0	.0	.0	7	05/25/2046	1.D FM
93934N-AA-3	WASHINGTON MUTUAL MORTGAGE SERIES 2006-5 CLASS 1A1 1.057% 07/25/36		03/25/2022	Paydown		24,178	27,155	15,227	15,227	.0	8,951	.0	8,951	.0	24,178	.0	.0	.0	44	07/25/2036	1.D FM
939355-BR-3	WASHINGTON MUTUAL MORTGAGE PAS SERIES 2007-0A3 CLASS 4A2 0.841% 04/25/47		03/01/2022	Paydown		31,582	25,993	21,969	21,969	.0	9,614	.0	9,614	.0	31,582	.0	.0	.0	45	04/25/2047	1.D FM
93935A-AF-9	WASHINGTON MUTUAL MORTGAGE SERIES 2006-AR5 CLASS SA 1.131% 06/25/46		03/01/2022	Paydown		14,518	12,289	10,518	10,518	.0	4,000	.0	4,000	.0	14,518	.0	.0	.0	17	06/25/2046	1.D FM
93935F-AC-5	WASHINGTON MUTUAL MORTGAGE PAS SERIES 06-AR6 CLASS 2A 1.101% 08/25/46		03/01/2022	Paydown		157,416	127,505	79,747	79,747	.0	77,669	.0	77,669	.0	157,416	.0	.0	.0	242	08/25/2046	1.D FM
93935Y-AA-8	WASHINGTON MUTUAL MORTGAGE SERIES 2006-AR10 CLASS A1 0.657% 12/25/36		03/25/2022	Paydown		33,583	33,583	19,822	19,822	.0	13,761	.0	13,761	.0	33,583	.0	.0	.0	16	12/25/2036	1.D FM
94973V-AL-1	ANTHEM INC 5.850% 01/15/36		02/07/2022	WACHOVIA		2,529,940	2,000,000	2,339,300	2,299,284	.0	(1,676)	.0	(1,676)	.0	2,297,607	.0	232,333	232,333	66,300	01/15/2036	2.B FE
949746-RW-3	WELLS FARGO & CO 3.000% 04/22/26		01/24/2022	BARCLAYS CAPITAL		6,667,430	6,450,000	6,420,252	6,436,069	.0	219	.0	219	.0	6,436,288	.0	231,142	231,142	50,525	04/22/2026	2.A FE
94974B-GP-9	WELLS FARGO & COMPANY SERIES MTN 3.550% 09/29/25		03/16/2022	Various		5,680,136	5,600,000	5,590,200	5,595,924	.0	217	.0	217	.0	5,596,141	.0	83,995	83,995	93,326	09/29/2025	2.A FE
949796-AA-4	WELLS FARGO MORTGAGE BACKED S SERIES 2020-RR1 CLASS A1 144A 3.000% 05/25/50		03/01/2022	Paydown		73,378	73,378	77,773	77,773	.0	(4,395)	.0	(4,395)	.0	73,378	.0	.0	.0	278	05/25/2050	1.A
949796-AS-5	WELLS FARGO MORTGAGE BACKED S SERIES 2020-RR1 CLASS A17 144A 3.000% 05/25/50		03/01/2022	Paydown		58,702	58,702	61,758	61,758	.0	(3,056)	.0	(3,056)	.0	58,702	.0	.0	.0	223	05/25/2050	1.A
94982P-AA-7	WELLS FARGO MORTGAGE BACKED SE SERIES 2005-AR7 CLASS 1A1 2.899% 05/25/35		03/01/2022	Paydown		72,117	72,117	70,665	70,665	.0	1,453	.0	1,453	.0	72,117	.0	.0	.0	203	05/25/2035	1.A FM
949831-AA-9	WELLS FARGO MORTGAGE BACKED S SERIES 2019-3 CLASS A1 144A 3.500% 07/25/49		03/01/2022	Paydown		130,427	130,427	135,703	135,702	.0	(5,275)	.0	(5,275)	.0	130,427	.0	.0	.0	717	07/25/2049	1.A
949831-AS-0	WELLS FARGO MORTGAGE BACKED S SERIES 2019-3 CLASS A17 144A 3.500% 07/25/49		03/01/2022	Paydown		97,821	97,821	98,286	98,286	.0	(465)	.0	(465)	.0	97,821	.0	.0	.0	538	07/25/2049	1.A
949831-AW-1	WELLS FARGO MORTGAGE BACKED S SERIES 2019-3 CLASS A101 144A 0.248% 07/25/49		03/01/2022	Paydown		.0	.0	21,878	21,878	.0	(21,878)	.0	(21,878)	.0	.0	.0	.0	.0	5,454	07/25/2049	1.A FE
949831-AX-9	WELLS FARGO MORTGAGE BACKED S SERIES 2019-3 CLASS A102 144A 0.500% 07/25/49		03/01/2022	Paydown		.0	.0	13,952	13,952	.0	(13,952)	.0	(13,952)	.0	.0	.0	.0	.0	2,580	07/25/2049	1.A FE
94983J-AC-6	WELLS FARGO MORTGAGE BACKED SE SERIES 2006-AR1 CLASS 2A1 2.711% 03/25/36		03/01/2022	Paydown		20,621	20,641	17,265	17,265	.0	3,356	.0	3,356	.0	20,621	.0	.0	.0	88	03/25/2036	1.D FM

E05.67

STATEMENT AS OF MARCH 31, 2022 OF THE VOYA RETIREMENT INSURANCE AND ANNUITY COMPANY

SCHEDULE D - PART 4

Show All Long-Term Bonds and Stock Sold, Redeemed or Otherwise Disposed of During the Current Quarter

1	2	3	4	5	6	7	8	9	10	Change In Book/Adjusted Carrying Value					16	17	18	19	20	21	22
										11	12	13	14	15							
CUSIP Identification	Description	For-foreign	Disposal Date	Name of Purchaser	Number of Shares of Stock	Consideration	Par Value	Actual Cost	Prior Year Book/Adjusted Carrying Value	Unrealized Valuation Increase/(Decrease)	Current Year's (Amortization)/Accretion	Current Year's Other Than Temporary Impairment Recognized	Total Change in Book/Adjusted Carrying Value (11 + 12 - 13)	Total Foreign Exchange Change in Book /Adjusted Carrying Value	Book/Adjusted Carrying Value at Disposal Date	Foreign Exchange Gain (Loss) on Disposal	Realized Gain (Loss) on Disposal	Total Gain (Loss) on Disposal	Bond Interest/Stock Dividends Received During Year	Stated Contractual Maturity Date	NAIC Designation, NAIC Designation Modifier and SVO Administrative Symbol
94985J-CD-0	WELLS FARGO MORTGAGE BACKED SE SERIES 2007-7 CLASS APO 0.000% 06/25/37		03/01/2022	Paydown		3,343	3,473	877	877	0	2,466	0	2,466	0	3,343	0	0	0	0	06/25/2037	1.D FM
95000C-BE-2	WELLS FARGO COMMERCIAL MORTGAG SERIES 2016-NXSS CLASS XA 1.425% 01/15/59		03/01/2022	Paydown		0	0	6,973	6,973	0	(6,973)	0	(6,973)	0	0	0	0	0	420	01/15/2059	1.A FE
95000U-UJ-6	WELLS FARGO & COMPANY SERIES MTN 3.350% 03/02/33		03/17/2022	JP MORGAN CHASE		1,976,440	2,000,000	2,000,000	0	0	0	0	0	0	2,000,000	0	(23,560)	(23,560)	3,536	03/02/2033	1.E FE
95001T-AA-3	WELLS FARGO MORTGAGE BACKED SERIES 2019-1 CLASS A1 144A 3.980% 11/25/48		03/01/2022	Paydown		261,795	261,795	262,556	262,556	0	(761)	0	(761)	0	261,795	0	0	0	1,723	11/25/2048	1.A
95001T-AW-5	WELLS FARGO MORTGAGE BACKED SERIES 2019-1 CLASS A101 144A 0.000% 11/25/48		03/01/2022	Paydown		0	0	1,097	1,097	0	(1,097)	0	(1,097)	0	0	0	0	0	0	11/25/2048	1.B FE
95002E-BF-3	WELLS FARGO COMMERCIAL MORTG SERIES 2020-C55 CLASS XA 1.304% 02/15/53		03/01/2022	Paydown		0	0	4,524	4,524	0	(4,524)	0	(4,524)	0	0	0	0	0	129	02/15/2053	1.A FE
95002F-AE-4	WELLS FARGO MORTGAGE BACKED SERIES 2019-4 CLASS A5 144A 3.500% 09/25/49		03/01/2022	Paydown		877,871	877,871	892,975	892,975	0	(15,104)	0	(15,104)	0	877,871	0	0	0	4,689	09/25/2049	1.A
95002F-AX-2	WELLS FARGO MORTGAGE BACKED SERIES 2019-4 CLASS A102 144A 0.500% 09/25/49		03/01/2022	Paydown		0	0	7,291	7,291	0	(7,291)	0	(7,291)	0	0	0	0	0	837	09/25/2049	1.A FE
95002J-AA-4	WELLS FARGO MORTGAGE BACKED SERIES 2019-2 CLASS A1 144A 4.000% 04/25/49		03/01/2022	Paydown		179,997	179,997	186,729	186,729	0	(6,731)	0	(6,731)	0	179,997	0	0	0	1,231	04/25/2049	1.A
95002K-AA-1	WELLS FARGO MORTGAGE BACKED S SERIES 2020-1 CLASS A1 144A 3.000% 12/25/49		03/01/2022	Paydown		253,106	253,106	259,917	259,917	0	(6,811)	0	(6,811)	0	253,106	0	0	0	1,194	12/25/2049	1.A
95002T-AS-3	WELLS FARGO MORTGAGE BACKED S SERIES 2020-3 CLASS A17 144A 3.000% 06/25/50		03/01/2022	Paydown		80,517	80,517	83,926	83,926	0	(3,409)	0	(3,409)	0	80,517	0	0	0	402	06/25/2050	1.A
95002V-AA-7	WELLS FARGO MORTGAGE BACKED S SERIES 2020-4 CLASS A1 144A 3.000% 07/25/50		03/01/2022	Paydown		91,013	91,013	98,724	98,724	0	(7,711)	0	(7,711)	0	91,013	0	0	0	344	07/25/2050	1.A
95002V-AS-8	WELLS FARGO MORTGAGE BACKED S SERIES 2020-4 CLASS A17 144A 3.000% 07/25/50		03/01/2022	Paydown		409,557	409,557	435,499	435,499	0	(25,942)	0	(25,942)	0	409,557	0	0	0	1,546	07/25/2050	1.A
95003B-AS-1	WELLS FARGO MORTGAGE BACKED S SERIES 2020-5 CLASS A17 2.500% 09/25/50		03/01/2022	Paydown		279,283	279,283	285,446	285,446	0	(6,163)	0	(6,163)	0	279,283	0	0	0	1,133	09/25/2050	1.A
95003F-AV-5	WELLS FARGO MORTGAGE BACKED S SERIES 2021-1 INV2 CLASS A101 14 0.662% 09/25/51		03/01/2022	Paydown		0	0	269,468	269,468	0	(269,468)	0	(269,468)	0	0	0	0	0	11,882	09/25/2051	1.A FE
95058X-AE-8	WENDYS FUNDING LLC SERIES 2018-1A CLASS A211 144A 3.884% 03/15/48		03/15/2022	Paydown		18,500	18,500	18,500	18,500	0	0	0	0	0	18,500	0	0	0	180	03/15/2048	2.B FE
95058X-AG-3	WENDYS FUNDING LLC SERIES 2019-1A CLASS A21 144A 3.783% 06/15/49		03/15/2022	Paydown		15,000	15,000	15,000	15,000	0	0	0	0	0	15,000	0	0	0	142	06/15/2049	2.B FE
95058X-AL-2	WENDYS FUNDING LLC SERIES 2021-1A CLASS A211 144A 2.775% 06/15/51		03/15/2022	Paydown		15,625	15,625	15,625	15,625	0	0	0	0	0	15,625	0	0	0	108	06/15/2051	2.B FE
95984*-AA-8	WESTERN VISTA SOLAR HOLDINGS LLC 3.460% 03/31/40		01/31/2022	Various		79,557	79,557	79,557	79,557	0	0	0	0	0	79,557	0	0	0	1,376	03/31/2040	2.C PL
981811-AF-9	WORTHINGTON INDUSTRIES 4.300% 08/01/32		03/14/2022	JANE STREET CAPITAL		5,088,493	5,009,000	5,209,686	5,187,028	0	(2,833)	0	(2,833)	0	5,184,195	0	(95,702)	(95,702)	134,019	08/01/2032	2.C FE
983024-AL-4	WYETH LLC 6.000% 02/15/36		03/21/2022	HSBC SECURITIES USA INC.		3,029,352	2,400,000	3,060,648	2,979,180	0	(6,924)	0	(6,924)	0	2,972,256	0	57,096	57,096	87,200	02/15/2036	1.F FE
98920M-AA-0	ZAXBY S FUNDING LLC SERIES 2021-1A CLASS A2 144A 3.238% 07/30/51		01/30/2022	Paydown		6,250	6,250	6,250	6,250	0	0	0	0	0	6,250	0	0	0	51	07/30/2051	2.B FE
98978V-AH-6	ZOETIS INC 4.700% 02/01/43		01/25/2022	MORGAN KEEGAN & COMPANY INC		1,371,232	1,130,000	1,520,641	1,502,962	0	(952)	0	(952)	0	1,502,011	0	(130,778)	(130,778)	25,965	02/01/2043	2.A FE
96093F-AB-0	APTARGROUP UK HOLDINGS LTD 1.170% 07/19/24		03/30/2022	Various		35,131,425	35,131,425	35,131,425	34,684,600	0	0	0	0	446,825	35,131,425	0	0	0	280,998	07/19/2024	2.B
00908P-AA-5	AIR CANADA 2017 1AA PTT SERIES 144A 3.300% 01/15/30	A	01/15/2022	Redemption	100.0000	144,435	144,435	138,052	138,531	0	5,905	0	5,905	0	144,435	0	0	0	2,383	01/15/2030	1.G FE
009090-AA-9	AIR CANADA 2015 1B PTT SERIES 144A 3.600% 03/15/27	A	03/15/2022	Redemption	100.0000	98,911	98,911	98,911	98,911	0	0	0	0	0	98,911	0	0	0	1,780	03/15/2027	1.F FE
12532H-AD-6	CGI INC SERIES 144A 2.300% 09/14/31	A	02/25/2022	JANE STREET CAPITAL		13,440,200	14,750,000	14,688,493	14,690,125	0	917	0	917	0	14,691,042	0	(1,250,842)	(1,250,842)	157,374	09/14/2031	2.A FE
13645R-AT-1	CANADIAN PACIFIC RR CO 3.700% 02/01/26	A	03/21/2022	HSBC SECURITIES USA INC.		1,528,065	1,500,000	1,494,705	1,497,691	0	117	0	117	0	1,497,808	0	30,257	30,257	35,767	02/01/2026	2.B FE

EO5.68

STATEMENT AS OF MARCH 31, 2022 OF THE VOYA RETIREMENT INSURANCE AND ANNUITY COMPANY

SCHEDULE D - PART 4

Show All Long-Term Bonds and Stock Sold, Redeemed or Otherwise Disposed of During the Current Quarter

1	2	3	4	5	6	7	8	9	10	Change In Book/Adjusted Carrying Value					16	17	18	19	20	21	22
										11	12	13	14	15							
CUSIP Identification	Description	Foreign	Disposal Date	Name of Purchaser	Number of Shares of Stock	Consideration	Par Value	Actual Cost	Prior Year Book/Adjusted Carrying Value	Unrealized Valuation Increase/(Decrease)	Current Year's (Amortization)/Accretion	Current Year's Other Than Temporary Impairment Recognized	Total Change in Book/Adjusted Carrying Value (11 + 12 - 13)	Total Foreign Exchange Change in Book /Adjusted Carrying Value	Book/Adjusted Carrying Value at Disposal Date	Foreign Exchange Gain (Loss) on Disposal	Realized Gain (Loss) on Disposal	Total Gain (Loss) on Disposal	Bond Interest/Stock Dividends Received During Year	Stated Contractual Maturity Date	NAIC Designation, NAIC Designation Modifier and SVO Administrative Symbol
13645R-BG-8	CANADIAN PACIFIC RAILWAY 3.000% 12/02/41	A	03/25/2022	GOLDMAN SACHS & CO.		66,702	75,000	74,878	74,878	0	1	0	1	0	74,879	0	(8,177)	(8,177)	716	12/02/2041	2.B FE
448055-AK-9	HUSKY ENERGY INC 4.000% 04/15/24	A	02/09/2022	Call 105.1836		920,357	875,000	873,171	874,527	0	21	0	21	0	919,905	0	452	452	56,440	04/15/2024	2.C FE
89114T-ZV-7	TORONTO DOMINION BANK SERIES MTN 3.200% 03/10/32	A	03/18/2022	BARCLAYS CAPITAL		3,440,570	3,500,000	3,493,175	3,493,175	0	19	0	19	0	3,493,194	0	(52,624)	(52,624)	3,733	03/10/2032	1.E FE
C4111F-AF-8	GRAYMONT LTD 6.870% 01/10/23	A	01/10/2022	Various		861,538	861,538	861,538	861,538	0	0	0	0	0	861,538	0	0	0	29,594	01/10/2023	2.C PL
00182E-BK-4	ANZ NEW ZEALAND INTL LDN SERIES 144A 3.400% 03/19/24	D	03/18/2022	Various		4,056,950	4,000,000	3,999,640	3,999,833	0	15	0	15	0	3,999,849	0	57,101	57,101	67,953	03/19/2024	1.E FE
01609W-AT-9	ALIBABA GROUP HOLDING LTD 3.400% 12/06/27	D	03/18/2022	Various		8,349,692	8,450,000	8,405,802	8,422,237	0	692	0	692	0	8,422,929	0	(73,237)	(73,237)	84,594	12/06/2027	1.E FE
034863-AT-7	ANGLO AMERICAN CAPITAL SERIES 144A 4.000% 09/11/27	D	03/18/2022	BARCLAYS CAPITAL		4,048,080	4,000,000	4,154,440	4,115,150	0	(4,113)	0	(4,113)	0	4,111,037	0	(62,957)	(62,957)	84,889	09/11/2027	2.B FE
046353-AG-3	ASTRAZENECA PLC 4.000% 09/18/42	D	03/15/2022	Various		8,705,551	8,208,000	8,964,288	8,934,940	0	(5,065)	0	(5,065)	0	8,929,875	0	(224,324)	(224,324)	150,259	09/18/2042	2.A FE
055650-DH-8	BP CAPITAL MARKETS PLC 3.723% 11/28/28	D	03/21/2022	Various		5,097,200	5,000,000	5,000,000	5,000,000	0	0	0	0	0	5,000,000	0	97,200	97,200	59,465	11/28/2028	1.F FE
055780-AX-0	BPOE SA 3.375% 12/02/26	D	03/15/2022	BANK OF AMERICA		751,628	750,000	742,710	746,099	0	152	0	152	0	746,251	0	5,376	5,376	7,383	12/02/2026	1.E FE
06760P-AG-6	BABSON CLO LTD SERIES 2018-3A CLASS B1 144A 1.704% 07/20/29	D	03/17/2022	BANK OF AMERICA		4,931,055	5,000,000	4,949,830	4,949,830	0	16,059	0	16,059	0	4,965,889	0	(34,834)	(34,834)	34,408	07/20/2029	1.C FE
08866T-AB-8	BIB MERCHANT VOUCHER RECE 4.180% 04/07/28	D	01/07/2022	Various		451,208	451,208	451,208	451,208	0	0	0	0	0	451,208	0	0	0	4,715	04/07/2028	2.A FE
096260-BA-4	BLUEMOUNTAIN CLO LTD SERIES 2014-2A CLASS A2R2 144A 1.654% 10/20/30	D	03/21/2022	CREDIT SUISSE FIRST BOSTON		985,000	1,000,000	942,378	942,378	0	5,053	0	5,053	0	947,431	0	37,569	37,569	6,762	10/20/2030	1.A FE
09659W-2D-5	BNP PARIBAS SERIES 144A 3.375% 01/09/25	D	03/18/2022	BARCLAYS CAPITAL		3,496,080	3,500,000	3,493,735	3,499,694	0	(2,379)	0	(2,379)	0	3,497,315	0	(1,235)	(1,235)	83,016	01/09/2025	1.G FE
16951X-AA-0	CHINA RESOURCES GAS GROU SERIES 144A 4.500% 04/05/22	D	03/23/2022	Various		11,807,284	11,800,000	11,574,804	11,792,679	0	6,312	0	6,312	0	11,798,991	0	8,293	8,293	247,850	04/05/2022	1.G FE
21685W-DD-6	COOPERATIVE RABOBANK UA 3.875% 02/08/22	D	02/08/2022	Maturity		16,000,000	16,000,000	15,875,520	15,998,468	0	1,532	0	1,532	0	16,000,000	0	0	0	310,000	02/08/2022	1.D FE
25243Y-AH-2	DIAGEO CAPITAL PLC 5.875% 09/30/36	D	03/17/2022	JANE STREET CAPITAL		126,932	100,000	149,188	145,553	0	(603)	0	(603)	0	144,950	0	(18,018)	(18,018)	2,791	09/30/2036	1.G FE
368266-AF-9	GAZPROM OAO SERIES 144A 6.510% 03/07/22	D	03/07/2022	Maturity		4,530,000	4,530,000	4,456,430	4,521,862	0	8,138	0	8,138	0	4,530,000	0	0	0	147,452	03/07/2022	2.B FE
377372-AJ-6	GLAXOSMITHKLINE CAP INC 4.200% 03/18/43	C	03/09/2022	BANK OF NEW YORK		1,222,434	1,130,000	1,434,298	1,422,553	0	(2,244)	0	(2,244)	0	1,420,309	0	(197,875)	(197,875)	22,807	03/18/2043	1.F FE
377372-AM-9	GLAXOSMITHKLINE CAP INC 3.625% 05/15/25	C	03/21/2022	HSBC SECURITIES USA INC.		5,118,000	5,000,000	4,966,400	4,986,756	0	(2,934)	0	(2,934)	0	4,983,822	0	134,178	134,178	64,444	05/15/2025	1.F FE
377372-AN-7	GLAXOSMITHKLINE CAP INC 3.875% 05/15/28	C	03/21/2022	HSBC SECURITIES USA INC.		6,260,160	6,000,000	5,999,520	6,000,000	0	(316)	0	(316)	0	5,999,684	0	260,476	260,476	82,867	05/15/2028	1.F FE
40049J-AV-9	GRUPO TELEVISIA SAB 6.625% 03/18/25	D	03/30/2022	Call 110.4545		1,104,545	1,000,000	989,665	997,094	0	200	0	200	0	1,101,840	0	2,705	2,705	139,878	03/18/2025	2.A FE
40052V-AB-0	GRUPO BIMBO SAB DE CV SERIES 144A 4.500% 01/25/22	D	01/25/2022	Maturity		1,200,000	1,200,000	1,231,344	1,200,255	0	(255)	0	(255)	0	1,200,000	0	0	0	27,000	01/25/2022	2.B FE
45605P-AM-0	INDUSTRIAL DPR FUNDING LTD SERIES 16-1A CLASS 3 144A 5.235% 04/15/26	D	01/15/2022	Paydown		678,758	678,758	678,758	678,758	0	0	0	0	0	678,758	0	0	0	8,883	04/15/2026	2.B FE
478375-AS-7	JOHNSON CONTROLS INTL PL 5.125% 09/14/45	D	03/03/2022	BARCLAYS CAPITAL		3,855,875	3,125,000	4,198,813	4,189,197	0	(6,036)	0	(6,036)	0	4,183,160	0	(327,285)	(327,285)	76,964	09/14/2045	2.B FE
62954H-AB-4	NXP BV NXP FDG NXP USA SERIES 144A 4.300% 06/18/29	D	03/17/2022	Various		1,551,720	1,500,000	1,590,900	1,561,797	0	8,496	0	8,496	0	1,570,293	0	(18,573)	(18,573)	16,663	06/18/2029	2.B FE
62954H-AD-0	NXP BV NXP FDG NXP USA SERIES 144A 3.400% 05/01/30	D	03/18/2022	BARCLAYS CAPITAL		2,431,750	2,500,000	2,493,700	2,494,608	0	125	0	125	0	2,494,733	0	(62,983)	(62,983)	33,292	05/01/2030	2.B FE
65120F-AD-6	NEWCREST FINANCE PTY LTD SERIES 144A 3.250% 05/13/30	D	03/17/2022	JP MORGAN CHASE		2,429,000	2,500,000	2,491,950	2,493,916	0	(664)	0	(664)	0	2,493,252	0	(64,252)	(64,252)	28,889	05/13/2030	2.B FE
71643V-AA-3	PETROLEOS MEXICANOS SERIES 144A 6.700% 02/16/32	D	03/30/2022	Tax Free Exchange		3,435,843	3,426,000	3,436,209	3,426,000	0	9,843	0	9,843	0	3,435,843	0	0	0	66,312	02/16/2032	3.C FE
77819R-AA-7	ROSNFT OIL CO VIA ROSNFT INT SERIES 144A 4.199% 03/06/22	D	03/06/2022	Maturity		5,400,000	5,400,000	4,765,676	5,347,332	0	52,668	0	52,668	0	5,400,000	0	0	0	113,400	03/06/2022	2.C FE
80414L-2K-0	SAUDI ARABIAN OIL CO SERIES 144A 2.250% 11/24/30	D	01/26/2022	Various		2,863,575	3,000,000	2,982,150	2,983,924	0	119	0	119	0	2,984,042	0	(120,467)	(120,467)	11,719	11/24/2030	1.F FE
822582-AN-2	SHELL INTERNATIONAL FIN 5.500% 03/25/40	D	03/17/2022	JANE STREET CAPITAL		184,023	150,000	224,381	220,051	0	(685)	0	(685)	0	219,366	0	(35,343)	(35,343)	4,033	03/25/2040	1.E FE
822582-BE-1	SHELL INTERNATIONAL FIN 4.125% 05/11/35	D	03/17/2022	JANE STREET CAPITAL		160,133	150,000	149,749	149,056	0	12	0	12	0	149,068	0	11,065	11,065	2,234	05/11/2035	1.D FE
82620K-AE-3	SIEMENS FINANCIERINGSMAT SERIES 144A 3.250% 05/27/25	D	01/19/2022	TD SECURITIES USA		523,890	500,000	509,750	503,791	0	(61)	0	(61)	0	503,730	0	20,160	20,160	2,438	05/27/2025	1.E FE
82620K-BF-9	SIEMENS FINANCIERINGSMAT SERIES 144A 2.875% 03/11/41	D	01/25/2022	MORGAN STANLEY & CO. INC.		971,930	1,000,000	997,730	997,799	0	6	0	6	0	997,805	0	(25,875)	(25,875)	10,861	03/11/2041	1.E FE

E05.69

STATEMENT AS OF MARCH 31, 2022 OF THE VOYA RETIREMENT INSURANCE AND ANNUITY COMPANY

SCHEDULE D - PART 4

Show All Long-Term Bonds and Stock Sold, Redeemed or Otherwise Disposed of During the Current Quarter

1	2	3	4	5	6	7	8	9	10	Change In Book/Adjusted Carrying Value					16	17	18	19	20	21	22
										11	12	13	14	15							
CUSIP Identification	Description	Foreign	Disposal Date	Name of Purchaser	Number of Shares of Stock	Consideration	Par Value	Actual Cost	Prior Year Book/Adjusted Carrying Value	Unrealized Valuation Increase/(Decrease)	Current Year's (Amortization)/Accretion	Current Year's Other Than Temporary Impairment Recognized	Total Change in Book/Adjusted Carrying Value (11 + 12 - 13)	Total Foreign Exchange Change in Book /Adjusted Carrying Value	Book/Adjusted Carrying Value at Disposal Date	Foreign Exchange Gain (Loss) on Disposal	Realized Gain (Loss) on Disposal	Total Gain (Loss) on Disposal	Bond Interest/Stock Dividends Received During Year	Stated Contractual Maturity Date	NAIC Designation, NAIC Designation Modifier and SVO Administrative Symbol
85865C-AB-6	STELLANTIS FIN US INC SERIES 144A 2.691% 09/15/31	D	02/25/2022	JANE STREET CAPITAL		2,749,230	3,000,000	3,000,000	3,000,000	.0	.0	.0	.0	.0	3,000,000	.0	(250,770)	(250,770)	37,226	09/15/2031	2.C FE
88032W-AG-1	TENCENT HOLDINGS LTD SERIES 144A 3.595% 01/19/28	D	03/25/2022	Various		6,489,956	6,667,000	6,665,333	6,667,000	.0	(1,040)	.0	(1,040)	.0	6,665,960	.0	(176,005)	(176,005)	166,111	01/19/2028	1.E FE
89153V-AG-4	TOTAL CAPITAL INTERNATIONAL SA 3.700% 01/15/24	D	03/21/2022	HSBC SECURITIES USA INC.		5,083,100	5,000,000	4,987,250	4,997,082	.0	311	.0	311	.0	4,997,393	.0	85,707	85,707	127,444	01/15/2024	1.E FE
902133-AR-8	TYCO ELECTRONICS GROUP S 3.450% 08/01/24	D	03/16/2022	BARCLAYS CAPITAL		1,525,425	1,500,000	1,494,210	1,498,308	.0	131	.0	131	.0	1,498,439	.0	26,986	26,986	32,631	08/01/2024	1.G FE
927320-AA-9	VINCI SA SERIES 144A 3.750% 04/10/29	D	03/21/2022	HSBC SECURITIES USA INC.		3,073,020	3,000,000	2,992,560	2,994,320	.0	153	.0	153	.0	2,994,474	.0	78,546	78,546	50,938	04/10/2029	1.G FE
92915T-AJ-6	VOYA CLO LTD SERIES 2016-4A CLASS D 144A 4.404% 07/20/29	D	02/28/2022	Call 100.0000		904,500	904,500	937,244	937,244	.0	158	.0	158	.0	937,402	.0	(32,902)	(32,902)	14,212	07/20/2029	3.A FE
92915T-AU-1	VOYA CLO LTD SERIES 2016-4A CLASS CR 144A 2.404% 07/20/29	D	02/28/2022	Paydown		1,250,000	1,250,000	1,250,000	1,250,000	.0	.0	.0	.0	.0	1,250,000	.0	.0	.0	10,544	07/20/2029	1.F FE
92915W-AA-8	VOYA CLO LTD SERIES 2016-4A CLASS E1 144A 7.854% 07/20/29	D	02/28/2022	Paydown		700,000	700,000	748,172	748,172	.0	(48,172)	.0	(48,172)	.0	700,000	.0	.0	.0	19,787	07/20/2029	4.A FE
92915W-AC-4	VOYA CLO LTD SERIES 2016-4A CLASS E2 144A 6.904% 07/20/29	D	02/28/2022	Paydown		250,000	250,000	233,218	233,218	.0	16,782	.0	16,782	.0	250,000	.0	.0	.0	6,202	07/20/2029	4.A FE
G1981*-AA-2	CAYMAN UNIVERSE HOLDINGS LLC 3.800% 09/30/45	D	03/30/2022	Redemption 100.0000		233,177	233,177	233,177	233,181	.0	(3)	.0	(3)	.0	233,177	.0	.0	.0	.0	09/30/2045	1.D PL
G2890*-AP-7	ED&F MAN JR FINCO LTD MANAGEMENT LTD 5.140% 09/15/23	D	03/31/2022	Taxable Exchange		568,897	3,160,537	568,897	1,544,288	.0	1,808	977,199	(975,391)	.0	568,897	.0	.0	.0	87,995	09/15/2023	5.B Z
G2890*-AQ-5	ED&F MAN JR FINCO LTD MANAGEMENT LTD 5.540% 09/15/23	D	03/31/2022	Taxable Exchange		3,674,722	20,415,124	3,674,722	9,930,255	.0	11,668	6,267,201	(6,255,533)	.0	3,674,722	.0	.0	.0	612,624	09/15/2023	5.B Z
G2890*-AR-3	ED&F MAN JR FINCO LTD MANAGEMENT LTD 5.840% 09/15/23	D	03/31/2022	Taxable Exchange		5,399,625	29,997,917	5,399,625	14,516,034	.0	17,147	9,133,556	(9,116,409)	.0	5,399,625	.0	.0	.0	948,935	09/15/2023	5.B Z
G6390B-AB-2	NAMPA LTD 5.250% 05/28/23	D	02/26/2022	Various		146,009	146,009	146,009	146,009	.0	.0	.0	.0	.0	146,009	.0	.0	.0	362	05/28/2023	3.A
G76372-AB-0	ROSNFT INT FIN SERIES REGS 4.199% 03/06/22	D	03/06/2022	Maturity		3,000,000	3,000,000	2,647,598	2,970,740	.0	29,260	.0	29,260	.0	3,000,000	.0	.0	.0	63,000	03/06/2022	2.C FE
K7017#-AA-8	MERIDIAN SPIRIT APS 4.110% 08/01/30	D	03/31/2022	Various		159,803	159,803	159,803	159,803	.0	.0	.0	.0	.0	159,803	.0	.0	.0	1,642	08/01/2030	2.A FE
L8038*-AA-4	SBM B BALEAI AZUL 5.500% 09/15/27	D	03/15/2022	Various		226,060	226,060	226,060	226,060	.0	.0	.0	.0	.0	226,060	.0	.0	.0	3,108	09/15/2027	3.C
P3753#-AA-0	ERGON PERU SAC 4.870% 06/30/34	D	03/29/2022	Call 100.0000		31,242	31,242	31,242	31,312	.0	(4)	.0	(4)	.0	31,308	.0	(66)	(66)	376	06/30/2034	2.A PL
P4001#-AA-8	EOLIC MESA LA PAZ S DE R 5.980% 12/20/44	D	03/20/2022	Various		167,417	167,417	167,417	167,417	.0	.0	.0	.0	.0	167,417	.0	.0	.0	2,503	12/20/2044	2.C PL
P4949B-AH-7	GRUPO BIMBO SAB DE CV SERIES REGS 4.500% 01/25/22	D	01/25/2022	Maturity		949,000	949,000	949,275	949,003	.0	(3)	.0	(3)	.0	949,000	.0	.0	.0	21,353	01/25/2022	2.B FE
P7003*-AA-3	LA BUFA WIND SAPI DE CV 6.770% 09/30/37	D	03/31/2022	Redemption 100.0000		16,284	16,284	16,284	16,284	.0	.0	.0	.0	.0	16,284	.0	.0	.0	276	09/30/2037	3.B PL
Q7397#-AN-4	VISY GMS 5.420% 07/13/23	D	01/03/2022	Various		8,100,000	8,100,000	8,100,000	8,100,000	.0	.0	.0	.0	.0	8,100,000	.0	.0	.0	21,951	07/13/2023	2.B PL
R6236*-AA-2	NORSPAN LNG V111 AS 4.660% 03/30/32	D	03/30/2022	Various		509,926	509,926	509,926	509,926	.0	.0	.0	.0	.0	509,926	.0	.0	.0	11,881	03/30/2032	2.C PL
Y2750-AP-2	RELIANCE INDUSTRIES LTD SERIES REGS 5.400% 02/14/22	D	02/14/2022	Maturity		3,000,000	3,000,000	3,017,534	3,001,456	.0	(1,456)	.0	(1,456)	.0	3,000,000	.0	.0	.0	81,000	02/14/2022	2.A FE
110999999. Subtotal - Bonds - Industrial and Miscellaneous (Unaffiliated)						965,108,172	1,000,236,010	985,207,774	902,076,407	0	(9,950,854)	16,377,956	(26,328,810)	446,825	978,739,555	0	(13,631,395)	(13,631,395)	16,985,360	XXX	XXX
891160-MJ-9	TORONTO DOMINION BANK 3.625% 09/15/31	A	03/21/2022	HSBC SECURITIES USA INC.		2,767,243	2,750,000	2,745,188	2,746,599	.0	67	.0	67	.0	2,746,665	.0	20,577	20,577	52,059	09/15/2031	1.F FE
202712-BN-4	COMMONWEALTH BANK AUST SERIES 144A 2.688% 03/11/31	D	01/26/2022	HSBC SECURITIES USA INC.		2,872,380	3,000,000	2,937,300	2,941,389	.0	435	.0	435	.0	2,941,824	.0	(69,444)	(69,444)	30,688	03/11/2031	2.A FE
60687Y-BU-2	MIZUHO FINANCIAL GROUP 2.564% 09/13/31	D	02/25/2022	JANE STREET CAPITAL		7,011,968	7,750,000	7,750,000	7,750,000	.0	.0	.0	.0	.0	7,750,000	.0	(738,033)	(738,033)	92,731	09/13/2031	2.A FE
130999999. Subtotal - Bonds - Hybrid Securities						12,651,591	13,500,000	13,432,488	13,437,988	0	502	0	502	0	13,438,489	0	(786,900)	(786,900)	175,478	XXX	XXX
03085*-AB-8	AMERITEX PIPE & PRODUCTS LLC TERM LOAN 11/03/24		03/12/2022	Redemption 100.0000		23,918	23,918	23,440	23,451	.0	467	.0	467	.0	23,918	.0	.0	.0	.0	11/03/2024	2.A PL
03085*-AC-6	AMERITEX PIPE & PRODUCTS LLC TERM LOAN 11/03/24		03/07/2022	Redemption 100.0000		7,333,333	7,333,333	7,333,333	7,333,333	.0	.0	.0	.0	.0	7,333,333	.0	.0	.0	71,872	11/03/2024	2.A PL
05518P-AB-4	BAYMARK HEALTH SERVICES Term Loan 06/11/27		03/31/2022	Redemption 100.0000		810	810	800	800	.0	10	.0	10	.0	810	.0	.0	.0	.0	06/11/2027	3.A PL

E05.70

STATEMENT AS OF MARCH 31, 2022 OF THE VOYA RETIREMENT INSURANCE AND ANNUITY COMPANY

SCHEDULE D - PART 4

Show All Long-Term Bonds and Stock Sold, Redeemed or Otherwise Disposed of During the Current Quarter

1	2	3	4	5	6	7	8	9	10	Change In Book/Adjusted Carrying Value					16	17	18	19	20	21	22	
										11	12	13	14	15								
CUSIP Identification	Description	For-foreign	Disposal Date	Name of Purchaser	Number of Shares of Stock	Consideration	Par Value	Actual Cost	Prior Year Book/Adjusted Carrying Value	Unrealized Valuation Increase/(Decrease)	Current Year's (Amortization)/Accretion	Current Year's Other Than Temporary Impairment Recognized	Total Change in Book/Adjusted Carrying Value (11 + 12 - 13)	Total Foreign Exchange Change in Book /Adjusted Carrying Value	Book/Adjusted Carrying Value at Disposal Date	Foreign Exchange Gain (Loss) on Disposal	Realized Gain (Loss) on Disposal	Total Gain (Loss) on Disposal	Bond Interest/Stock Dividends Received During Year	Stated Contractual Maturity Date	NAIC Designation, NAIC Designation Modifier and SVO Administrative Symbol	
10463N-AB-4	BRADSHAW INTERNATIONAL INC TERM LOAN 10/21/26		03/25/2022	Redemption 100.0000		663,497	663,497	605,870	606,995	0	56,502	0	56,502	0	663,497	0	0	0	8,758	10/21/2026	3.A PL	
10463N-AC-2	BRADSHAW INTERNATIONAL INC TERM LOAN 10/21/27		03/31/2022	Redemption 100.0000		25,000	25,000	24,375	0	0	625	0	625	0	25,000	0	0	0	605	10/21/2027	3.A PL	
45938B-AB-3	INTERNATIONAL CRUISE & EXCURSI TERM LOAN 06/08/25		01/01/2022	Various Redemption 100.0000		17,250	17,250	17,060	17,060	0	190	0	190	0	17,250	0	0	0	0	06/08/2025	3.B PL	
46448*-AD-5	ALTEON HEALTH META SPECIAL AEROSPACE LLC 09/01/23 11/16/22		02/01/2022	Various Redemption 100.0000		4,908,503	4,908,503	4,738,070	4,740,401	0	168,102	0	168,102	0	4,908,503	0	0	0	32,621	09/01/2023	3.B PL	
59100H-AG-2	META SPECIAL AEROSPACE LLC 11/16/22		03/31/2022	Various Redemption 100.0000		112,500	112,500	112,175	112,175	0	325	0	325	0	112,500	0	0	0	1,688	11/16/2022	2.A PL	
59100H-AJ-6	META SPECIAL AEROSPACE LLC 11/16/22		03/31/2022	Redemption 100.0000		162,500	162,500	159,180	161,133	0	1,367	0	1,367	0	162,500	0	0	0	2,438	11/16/2022	2.A PL	
63773H-AE-5	NATIONAL SPINE AND PAIN CENTER TERM LOAN 06/02/24		03/31/2022	Redemption 100.0000		1,880	1,880	1,861	1,861	0	19	0	19	0	1,880	0	0	0	5	06/02/2024	4.A Z	
70466@-AA-6	POLYMER SOLUTIONS GROUP TERM LOAN 01/01/23		03/31/2022	Various Redemption 100.0000		12,108	12,108	12,092	12,094	0	14	0	14	0	12,108	0	0	0	0	01/01/2023	3.B FE	
73940B-AC-9	POWERGRID SERVICES ACQUISITION TERM LOAN 09/21/28		03/31/2022	Redemption 100.0000		23,250	23,250	23,018	23,019	0	231	0	231	0	23,250	0	0	0	349	09/21/2028	2.C FE	
78423X-AB-8	SH130 CONCESSION CO LLC TERM LOAN 06/30/24		02/04/2022	Redemption 100.0000		(557)	(557)	(558)	(557)	0	0	0	0	0	(557)	0	0	0	(4)	06/30/2024	2.C Z	
BIN174-TG-1	PROFESSIONAL PHYSICAL THERAPY TERM LOAN 12/16/22		01/01/2022	Redemption 100.0000		3,697	3,697	3,565	3,565	0	132	0	132	0	3,697	0	0	0	0	12/16/2022	5.B GI	
BIN17E-EQ-3	MINISTRY BRANDS LLC TERM LOAN 12/02/22		02/24/2022	Redemption 100.0000		606,739	606,739	603,705	603,705	0	3,034	0	3,034	0	606,739	0	0	0	2,017	12/02/2022	5.B GI	
66402B-AB-5	NAUTILUS ENERGY PARTNERS LLC 12/31/25		03/21/2022	Redemption 100.0000		421,544	421,544	419,436	420,158	0	1,387	0	1,387	0	421,544	0	0	0	0	12/31/2025	3.C Z	
BIN1FY-51-5	EQUADOR DIVERSIFIED PAYMENT RI TERM LOAN 02/20/25	D	03/20/2022	Redemption 100.0000		509,375	509,375	509,375	509,375	0	0	0	0	0	509,375	0	0	0	0	02/20/2025	4.A Z	
66208@-AA-6	MONTANA FINCO LTD TERM LOAN 03/15/23		01/07/2022	Redemption 100.0000		598,736	598,736	152,221	158,098	0	0	0	0	(5,877)	625,142	23,489	(49,895)	(26,406)	0	03/15/2023	3.B Z	
1909999999	Subtotal - Bonds - Unaffiliated Bank Loans					15,424,083	15,424,083	14,739,018	14,726,666	0	232,405	0	232,405	(5,877)	15,450,489	23,489	(49,895)	(26,406)	120,347	XXX	XXX	
2509999997	Total - Bonds - Part 4					1,278,146,314	1,318,489,130	1,375,418,631	1,176,266,108	0	(80,838,268)	16,377,956	(97,216,224)	440,948	1,297,556,422	23,489	(19,433,334)	(19,409,845)	23,765,745	XXX	XXX	
2509999998	Total - Bonds - Part 5					XXX	XXX	XXX	XXX	XXX	XXX	XXX	XXX	XXX	XXX	XXX	XXX	XXX	XXX	XXX	XXX	XXX
2509999999	Total - Bonds					1,278,146,314	1,318,489,130	1,375,418,631	1,176,266,108	0	(80,838,268)	16,377,956	(97,216,224)	440,948	1,297,556,422	23,489	(19,433,334)	(19,409,845)	23,765,745	XXX	XXX	
89147L-3#-5	TORTOISE ENERGY PFD HYBRID		01/03/2022	Transition Adjustment	0.000	102,031	0.00	0	0	0	0	0	0	0	102,031	0	0	0	0	0	1.E FE	
4019999999	Subtotal - Preferred Stocks - Industrial and Miscellaneous (Unaffiliated) Perpetual Preferred					102,031	XXX	0	0	0	0	0	0	0	102,031	0	0	0	0	0	XXX	XXX
18469P-3#-5	CLEARBRIDGE PFD HYBRID		03/28/2022	Various	12.000	1,200,000	0.00	1,205,685	1,205,685	0	(5,685)	0	(5,685)	0	1,200,000	0	0	0	15,926	0	1.F FE	
18469Q-3#-3	CLEARBRIDGE PFD HYBRID		03/28/2022	Various	8.000	800,000	0.00	805,685	805,685	0	(5,685)	0	(5,685)	0	800,000	0	0	0	10,617	0	1.F FE	
4029999999	Subtotal - Preferred Stocks - Industrial and Miscellaneous (Unaffiliated) Redeemable Preferred					2,000,000	XXX	2,011,370	2,011,370	0	(11,370)	0	(11,370)	0	2,000,000	0	0	0	26,543	XXX	XXX	
4509999997	Total - Preferred Stocks - Part 4					2,102,031	XXX	2,011,370	2,011,370	0	(11,370)	0	(11,370)	0	2,102,031	0	0	0	26,543	XXX	XXX	
4509999998	Total - Preferred Stocks - Part 5					XXX	XXX	XXX	XXX	XXX	XXX	XXX	XXX	XXX	XXX	XXX	XXX	XXX	XXX	XXX	XXX	XXX
4509999999	Total - Preferred Stocks					2,102,031	XXX	2,011,370	2,011,370	0	(11,370)	0	(11,370)	0	2,102,031	0	0	0	26,543	XXX	XXX	
SBIWVG-03-5	HARBOUR ENERGY PLC		01/03/2022	Transition Adjustment	0.000	0	0	0	0	0	0	0	0	0	40,845	0	(40,845)	(40,845)	0	0	XXX	XXX
5019999999	Subtotal - Common Stocks - Industrial and Miscellaneous (Unaffiliated) Publicly Traded					0	XXX	0	0	0	0	0	0	0	40,845	0	(40,845)	(40,845)	0	0	XXX	XXX
5989999997	Total - Common Stocks - Part 4					0	XXX	0	0	0	0	0	0	0	40,845	0	(40,845)	(40,845)	0	0	XXX	XXX
5989999998	Total - Common Stocks - Part 5					XXX	XXX	XXX	XXX	XXX	XXX	XXX	XXX	XXX	XXX	XXX	XXX	XXX	XXX	XXX	XXX	XXX

EO5.71

STATEMENT AS OF MARCH 31, 2022 OF THE VOYA RETIREMENT INSURANCE AND ANNUITY COMPANY

SCHEDULE D - PART 4

Show All Long-Term Bonds and Stock Sold, Redeemed or Otherwise Disposed of During the Current Quarter

1	2	3	4	5	6	7	8	9	10	Change In Book/Adjusted Carrying Value					16	17	18	19	20	21	22
										11	12	13	14	15							
CUSIP Identification	Description	For-foreign	Disposal Date	Name of Purchaser	Number of Shares of Stock	Consideration	Par Value	Actual Cost	Prior Year Book/Adjusted Carrying Value	Unrealized Valuation Increase/(Decrease)	Current Year's (Amortization)/Accretion	Other Than Temporary Impairment Recognized	Total Change in Book/Adjusted Carrying Value (11 + 12 - 13)	Total Foreign Exchange Change in Book /Adjusted Carrying Value	Book/Adjusted Carrying Value at Disposal Date	Foreign Exchange Gain (Loss) on Disposal	Realized Gain (Loss) on Disposal	Total Gain (Loss) on Disposal	Bond Interest/Stock Dividends Received During Year	Stated Contractual Maturity Date	NAIC Designation, NAIC Designation Modifier and SVO Administrative Symbol
5989999999	Total - Common Stocks					0	XXX	0	0	0	0	0	0	0	40,845	0	(40,845)	(40,845)	0	XXX	XXX
5999999999	Total - Preferred and Common Stocks					2,102,031	XXX	2,011,370	2,011,370	0	(11,370)	0	(11,370)	0	2,142,876	0	(40,845)	(40,845)	26,543	XXX	XXX
6009999999	Totals					1,280,248,345	XXX	1,377,430,001	1,178,277,478	0	(80,849,638)	16,377,956	(97,227,594)	440,948	1,299,699,298	23,489	(19,474,179)	(19,450,690)	23,792,288	XXX	XXX

STATEMENT AS OF MARCH 31, 2022 OF THE VOYA RETIREMENT INSURANCE AND ANNUITY COMPANY

SCHEDULE DB - PART A - SECTION 1

Showing all Options, Caps, Floors, Collars, Swaps and Forwards Open as of Current Statement Date

1	2	3	4	5	6	7	8	9	10	11	12	13	14	15	16	17	18	19	20	21	22	23			
Description	Description of Item(s) Hedged, Used for Income Generation or Replicated	Schedule/ Exhibit Identifier	Type(s) of Risk(s) (a)	Exchange, Counterparty or Central Clearinghouse	Trade Date	Date of Maturity or Expiration	Number of Contracts	Notional Amount	Strike Price, Rate or Index Received (Paid)	Cumulative Prior Year(s) Initial Cost of Un-discounted Premium (Received) Paid	Current Year Initial Cost of Un-discounted Premium (Received) Paid	Current Year Income	Book/ Adjusted Carrying Value	Code	Fair Value	Unrealized Valuation Increase/ (Decrease)	Total Foreign Exchange Change in B./A.C.V.	Current Year's (Amortization)/ Accretion	Adjustment to Carrying Value of Hedged Item	Potential Exposure	Credit Quality of Reference Entity	Hedge Effectiveness at Inception and at Quarter-end (b)			
0079999999	Subtotal - Purchased Options - Hedging Effective Excluding Variable Annuity Guarantees Under SSAP No.108									0	0	0	0	XXX	0	0	0	0	0	0	0	XXX	XXX		
0149999999	Subtotal - Purchased Options - Hedging Effective Variable Annuity Guarantees Under SSAP No.108									0	0	0	0	XXX	0	0	0	0	0	0	0	XXX	XXX		
0219999999	Subtotal - Purchased Options - Hedging Other									0	0	0	0	XXX	0	0	0	0	0	0	0	XXX	XXX		
0289999999	Subtotal - Purchased Options - Replications									0	0	0	0	XXX	0	0	0	0	0	0	0	XXX	XXX		
0359999999	Subtotal - Purchased Options - Income Generation									0	0	0	0	XXX	0	0	0	0	0	0	0	XXX	XXX		
0429999999	Subtotal - Purchased Options - Other									0	0	0	0	XXX	0	0	0	0	0	0	0	XXX	XXX		
0439999999	Total Purchased Options - Call Options and Warrants									0	0	0	0	XXX	0	0	0	0	0	0	0	XXX	XXX		
0449999999	Total Purchased Options - Put Options									0	0	0	0	XXX	0	0	0	0	0	0	0	XXX	XXX		
0459999999	Total Purchased Options - Caps									0	0	0	0	XXX	0	0	0	0	0	0	0	XXX	XXX		
0469999999	Total Purchased Options - Floors									0	0	0	0	XXX	0	0	0	0	0	0	0	XXX	XXX		
0479999999	Total Purchased Options - Collars									0	0	0	0	XXX	0	0	0	0	0	0	0	XXX	XXX		
0489999999	Total Purchased Options - Other									0	0	0	0	XXX	0	0	0	0	0	0	0	XXX	XXX		
0499999999	Total Purchased Options									0	0	0	0	XXX	0	0	0	0	0	0	0	XXX	XXX		
0569999999	Subtotal - Written Options - Hedging Effective Excluding Variable Annuity Guarantees Under SSAP No.108									0	0	0	0	XXX	0	0	0	0	0	0	0	0	XXX	XXX	
0639999999	Subtotal - Written Options - Hedging Effective Variable Annuity Guarantees Under SSAP No.108									0	0	0	0	XXX	0	0	0	0	0	0	0	0	XXX	XXX	
0709999999	Subtotal - Written Options - Hedging Other									0	0	0	0	XXX	0	0	0	0	0	0	0	0	XXX	XXX	
0779999999	Subtotal - Written Options - Replications									0	0	0	0	XXX	0	0	0	0	0	0	0	0	XXX	XXX	
0849999999	Subtotal - Written Options - Income Generation									0	0	0	0	XXX	0	0	0	0	0	0	0	0	XXX	XXX	
0919999999	Subtotal - Written Options - Other									0	0	0	0	XXX	0	0	0	0	0	0	0	0	XXX	XXX	
0929999999	Total Written Options - Call Options and Warrants									0	0	0	0	XXX	0	0	0	0	0	0	0	0	0	XXX	XXX
0939999999	Total Written Options - Put Options									0	0	0	0	XXX	0	0	0	0	0	0	0	0	0	XXX	XXX
0949999999	Total Written Options - Caps									0	0	0	0	XXX	0	0	0	0	0	0	0	0	0	XXX	XXX
0959999999	Total Written Options - Floors									0	0	0	0	XXX	0	0	0	0	0	0	0	0	0	XXX	XXX
0969999999	Total Written Options - Collars									0	0	0	0	XXX	0	0	0	0	0	0	0	0	0	XXX	XXX
0979999999	Total Written Options - Other									0	0	0	0	XXX	0	0	0	0	0	0	0	0	0	XXX	XXX
0989999999	Total Written Options									0	0	0	0	XXX	0	0	0	0	0	0	0	0	0	XXX	XXX
CL INTEREST RATE SWAP, REC FIXED, PAY 6ML	Cash Flow Hedge on Floating Rate Asset	D-1	INTEREST RISK	CME Group Inc./Morgan Stanley & Co. LLC LCZ7XYGSLJUHFXNXD88	10/16/2013	10/30/2023	1	100,000	...	0	0	635	0	XXX	1,025	0	0	0	0	629	XXX	(100/100)			
CL INTEREST RATE SWAP, REC FIXED, PAY 6ML	Cash Flow Hedge on Floating Rate Asset	D-1	INTEREST RISK	CME Group Inc./Morgan Stanley & Co. LLC LCZ7XYGSLJUHFXNXD88	10/16/2013	10/30/2023	1	6,800,000	...	0	0	43,168	0	XXX	69,782	0	0	0	0	42,785	XXX	(100/100)			
CL INTEREST RATE SWAP, REC FIXED, PAY 6ML	Cash Flow Hedge on Floating Rate Asset	D-1	INTEREST RISK	CME Group Inc./Morgan Stanley & Co. LLC LCZ7XYGSLJUHFXNXD88	10/16/2013	10/30/2023	1	600,000	...	0	0	3,809	0	XXX	6,157	0	0	0	0	3,775	XXX	(100/100)			
CL INTEREST RATE SWAP, REC FIXED, PAY 6ML	Cash Flow Hedge on Floating Rate Asset	D-1	INTEREST RISK	CME Group Inc./Morgan Stanley & Co. LLC LCZ7XYGSLJUHFXNXD88	03/17/2015	04/13/2030	1	10,000,000	...	0	0	51,386	0	XXX	(35,354)	0	0	0	0	141,784	XXX	(100/100)			
CL INTEREST RATE SWAP, REC 1ML, PAY FIXED	Cash flow hedge mortgage derivative products	D-1	INTEREST RISK	LCH. Clearnet LLC/Morgan Stanley & Co. LLC WAM6YERMS70XFZU0Y219	08/14/2018	08/25/2028	1	332,000,000	...	0	0	(2,257,593)	0	XXX	(11,864,761)	0	0	0	0	4,202,200	XXX	(100/100)			
CL INTEREST RATE SWAP, REC 1ML, PAY FIXED	Cash flow hedge mortgage derivative products	D-1	INTEREST RISK	LCH. Clearnet LLC/Morgan Stanley & Co. LLC WAM6YERMS70XFZU0Y219	10/09/2018	10/15/2025	1	225,000,000	...	0	0	(1,639,668)	0	XXX	(5,075,885)	0	0	0	0	2,118,231	XXX	(100/100)			
CL INTEREST RATE SWAP, REC SOFRRATE.USD, PAY SOFRRATE.USD	Cash flow hedge mortgage derivative products	D-1	INTEREST RISK	LCH. Clearnet LLC/Morgan Stanley & Co. LLC WAM6YERMS70XFZU0Y219	03/25/2022	03/29/2024	1	1,100,000,000	...	0	0	(177,507)	0	XXX	(55,850)	0	0	0	0	7,772,845	XXX	(100/100)			

E06

STATEMENT AS OF MARCH 31, 2022 OF THE VOYA RETIREMENT INSURANCE AND ANNUITY COMPANY

SCHEDULE DB - PART A - SECTION 1

Showing all Options, Caps, Floors, Collars, Swaps and Forwards Open as of Current Statement Date

1	2	3	4	5	6	7	8	9	10	11	12	13	14	15	16	17	18	19	20	21	22	23
Description	Description of Item(s) Hedged, Used for Income Generation or Replicated	Schedule/ Exhibit Identifier	Type(s) of Risk(s) (a)	Exchange, Counterparty or Central Clearinghouse	Trade Date	Date of Maturity or Expiration	Number of Contracts	Notional Amount	Strike Price, Rate or Index Received (Paid)	Cumulative Prior Year(s) Initial Cost of Un-discounted Premium (Received) Paid	Current Year Initial Cost of Un-discounted Premium (Received) Paid	Current Year Income	Book/ Adjusted Carrying Value	Code	Fair Value	Unrealized Valuation Increase/ (Decrease)	Total Foreign Exchange Change in B./A.C.V.	Current Year's (Amortization)/ Accretion	Adjustment to Carrying Value of Hedged Item	Potential Exposure	Credit Quality of Reference Entity	Hedge Effectiveness at Inception and at Quarter-end (b)
CL INTEREST RATE SWAP, REC SOFRRATE.USD, PAY SOFRRATE.USD	Cash flow hedge mortgage derivative products	D-1	INTEREST RISK	LCH. Clearnet LLC/Morgan Stanley & Co. LLC WAM6YERMS70XFZUJY219	03/31/2022	03/25/2028	1	200,000,000	FSWP: 01S 2.159600 25-MAR-2028	0	0	0	0		(49,070)	0	0	0	0	2,447,253		(100/100)
CL INTEREST RATE SWAP, REC SOFRRATE.USD, PAY SOFRRATE.USD	Cash flow hedge mortgage derivative products	D-1	INTEREST RISK	LCH. Clearnet LLC/Morgan Stanley & Co. LLC WAM6YERMS70XFZUJY219	03/31/2022	08/25/2025	1	375,000,000	FSWP: 01S 2.303000 25-AUG-2025	0	0	0	0		(167,270)	0	0	0	0	3,460,114		(100/100)
0999999999. Subtotal - Swaps - Hedging Effective Excluding Variable Annuity Guarantees Under SSAP No.108 - Interest Rate										0	0	(3,975,770)	0	XXX	(17,171,226)	0	0	0	0	20,189,616	XXX	XXX
CURRENCY SWAP, CSWAP: EUR/USD 9/23/2026	Hedge of Fixed Rate Foreign Denominated AFS Security	D-1	Currency	BNP Paribas ROMUJISFPUBM8PR08K5P83	09/14/2016	09/23/2026	1	112,400	CSWAP: EUR/USD 9/23/2026	205	0	565	1,135		1,618	0	2,455	0	0	1,190		(100/100)
CURRENCY SWAP, CSWAP: EUR/USD 9/23/2026	Hedge of Fixed Rate Foreign Denominated AFS Security	D-1	Currency	BNP Paribas ROMUJISFPUBM8PR08K5P83	09/14/2016	09/23/2026	1	112,400	CSWAP: EUR/USD 9/23/2026	205	0	565	1,135		1,618	0	2,455	0	0	1,190		(100/100)
CURRENCY SWAP, CSWAP: EUR/USD 9/23/2026	Hedge of Fixed Rate Foreign Denominated AFS Security	D-1	Currency	BNP Paribas ROMUJISFPUBM8PR08K5P83	09/14/2016	09/23/2026	1	112,400	CSWAP: EUR/USD 9/23/2026	205	0	565	1,135		1,618	0	2,455	0	0	1,190		(100/100)
CURRENCY SWAP, CSWAP: EUR/USD 9/23/2026	Hedge of Fixed Rate Foreign Denominated AFS Security	D-1	Currency	BNP Paribas ROMUJISFPUBM8PR08K5P83	09/14/2016	09/23/2026	1	11,577,200	CSWAP: EUR/USD 9/23/2026	21,115	0	58,186	116,907		166,647	0	252,865	0	0	122,589		(100/100)
CURRENCY SWAP, CSWAP: EUR/USD 9/23/2028	Hedge of Fixed Rate Foreign Denominated AFS Security	D-1	Currency	Citibank, N.A. 570DZIWZ7FF32TWEFA76	09/14/2016	09/23/2028	1	7,081,200	CSWAP: EUR/USD 9/23/2028	12,915	0	34,583	71,505		156,558	0	154,665	0	0	90,182		(100/100)
CURRENCY SWAP, CSWAP: EUR/USD 9/23/2028	Hedge of Fixed Rate Foreign Denominated AFS Security	D-1	Currency	Citibank, N.A. 570DZIWZ7FF32TWEFA76	09/14/2016	09/23/2028	1	112,400	CSWAP: EUR/USD 9/23/2028	205	0	549	1,135		2,485	0	2,455	0	0	1,431		(100/100)
CURRENCY SWAP, CSWAP: GBP/USD 12/15/2026	Hedge of Fixed Rate Foreign Denominated AFS Security	D-1	Currency	BNP Paribas ROMUJISFPUBM8PR08K5P83	10/07/2016	12/15/2026	1	11,426,400	CSWAP: GBP/USD 12/15/2026	13,339	0	21,899	(686,780)		(533,530)	0	347,760	0	0	124,022		(100/100)
CURRENCY SWAP, CSWAP: GBP/USD 12/15/2026	Hedge of Fixed Rate Foreign Denominated AFS Security	D-1	Currency	BNP Paribas ROMUJISFPUBM8PR08K5P83	10/07/2016	12/15/2026	1	124,200	CSWAP: GBP/USD 12/15/2026	145	0	238	(7,465)		(5,799)	0	3,780	0	0	1,348		(100/100)
CURRENCY SWAP, CSWAP: GBP/USD 12/15/2026	Hedge of Fixed Rate Foreign Denominated AFS Security	D-1	Currency	BNP Paribas ROMUJISFPUBM8PR08K5P83	10/07/2016	12/15/2026	1	124,200	CSWAP: GBP/USD 12/15/2026	145	0	238	(7,465)		(5,799)	0	3,780	0	0	1,348		(100/100)
CURRENCY SWAP, CSWAP: GBP/USD 12/15/2026	Hedge of Fixed Rate Foreign Denominated AFS Security	D-1	Currency	BNP Paribas ROMUJISFPUBM8PR08K5P83	10/07/2016	12/15/2026	1	124,200	CSWAP: GBP/USD 12/15/2026	145	0	238	(7,465)		(5,799)	0	3,780	0	0	1,348		(100/100)
CURRENCY SWAP, CSWAP: GBP/USD 11/23/2028	Hedge of Fixed Rate Foreign Denominated AFS Security	D-1	Currency	Goldman Sachs International W22LROWP21HZNB66K528	10/14/2016	11/23/2028	1	48,860,000	CSWAP: GBP/USD 11/23/2028	(736,000)	0	68,904	(3,806,000)		(3,656,876)	0	1,512,000	0	0	630,218		(100/100)
CURRENCY SWAP, CSWAP: GBP/USD 11/23/2028	Hedge of Fixed Rate Foreign Denominated AFS Security	D-1	Currency	Goldman Sachs International W22LROWP21HZNB66K528	10/14/2016	11/23/2028	1	244,300	CSWAP: GBP/USD 11/23/2028	(3,680)	0	345	(19,030)		(18,284)	0	7,560	0	0	3,151		(100/100)
CURRENCY SWAP, CSWAP: GBP/USD 11/23/2028	Hedge of Fixed Rate Foreign Denominated AFS Security	D-1	Currency	Goldman Sachs International W22LROWP21HZNB66K528	10/14/2016	11/23/2028	1	610,750	CSWAP: GBP/USD 11/23/2028	(9,200)	0	861	(47,575)		(45,711)	0	18,900	0	0	7,878		(100/100)
CURRENCY SWAP, CSWAP: GBP/USD 11/23/2028	Hedge of Fixed Rate Foreign Denominated AFS Security	D-1	Currency	Goldman Sachs International W22LROWP21HZNB66K528	10/14/2016	11/23/2028	1	122,150	CSWAP: GBP/USD 11/23/2028	(1,840)	0	172	(9,515)		(9,142)	0	3,780	0	0	1,576		(100/100)
CURRENCY SWAP, CSWAP: GBP/USD 11/23/2028	Hedge of Fixed Rate Foreign Denominated AFS Security	D-1	Currency	Goldman Sachs International W22LROWP21HZNB66K528	10/14/2016	11/23/2028	1	244,300	CSWAP: GBP/USD 11/23/2028	(3,680)	0	345	(19,030)		(18,284)	0	7,560	0	0	3,151		(100/100)
CURRENCY SWAP, CSWAP: GBP/USD 11/10/2026	Hedge of Fixed Rate Foreign Denominated AFS Security	D-1	Currency	Citibank, N.A. 570DZIWZ7FF32TWEFA76	10/19/2016	11/10/2026	1	23,885,280	CSWAP: GBP/USD 11/10/2026	(332,710)	0	38,082	(1,657,730)		(1,493,745)	0	733,320	0	0	256,598		(100/100)
CURRENCY SWAP, CSWAP: GBP/USD 11/10/2026	Hedge of Fixed Rate Foreign Denominated AFS Security	D-1	Currency	Citibank, N.A. 570DZIWZ7FF32TWEFA76	10/19/2016	11/10/2026	1	123,120	CSWAP: GBP/USD 11/10/2026	(1,715)	0	196	(8,545)		(7,700)	0	3,780	0	0	1,323		(100/100)

EO6.1

STATEMENT AS OF MARCH 31, 2022 OF THE VOYA RETIREMENT INSURANCE AND ANNUITY COMPANY

SCHEDULE DB - PART A - SECTION 1

Showing all Options, Caps, Floors, Collars, Swaps and Forwards Open as of Current Statement Date

1	2	3	4	5	6	7	8	9	10	11	12	13	14	15	16	17	18	19	20	21	22	23
Description	Description of Item(s) Hedged, Used for Income Generation or Replicated	Schedule/ Exhibit Identifier	Type(s) of Risk(s) (a)	Exchange, Counterparty or Central Clearinghouse	Trade Date	Date of Maturity or Expiration	Number of Contracts	Notional Amount	Strike Price, Rate or Index Received (Paid)	Cumulative Prior Year(s) Initial Cost of Un-discounted Premium (Received) Paid	Current Year Initial Cost of Un-discounted Premium (Received) Paid	Current Year Income	Book/ Adjusted Carrying Value	Code	Fair Value	Unrealized Valuation Increase/ (Decrease)	Total Foreign Exchange Change in B./A.C.V.	Current Year's (Amortization)/ Accretion	Adjustment to Carrying Value of Hedged Item	Potential Exposure	Credit Quality of Reference Entity	Hedge Effectiveness at Inception and at Quarter-end (b)
CURRENCY SWAP, CSWAP: GBP/USD 11/10/2026	Hedge of Fixed Rate Foreign Denominated AFS Security	D-1	Currency	Citibank, N.A. 570DZIWZ7FF32TWEFA76	10/19/2016	11/10/2026	1	123,120	.CSWAP: GBP/USD 11/10/2026	(1,715)	0	196	(8,545)		(7,700)	0	3,780	0	0	1,323		(100/100)
CURRENCY SWAP, CSWAP: GBP/USD 11/10/2026	Hedge of Fixed Rate Foreign Denominated AFS Security	D-1	Currency	Citibank, N.A. 570DZIWZ7FF32TWEFA76	10/19/2016	11/10/2026	1	123,120	.CSWAP: GBP/USD 11/10/2026	(1,715)	0	196	(8,545)		(7,700)	0	3,780	0	0	1,323		(100/100)
CURRENCY SWAP, CSWAP: GBP/USD 2/20/2027	Hedge of Fixed Rate Foreign Denominated AFS Security	D-1	Currency	Citibank, N.A. 570DZIWZ7FF32TWEFA76	11/01/2016	02/20/2027	1	7,338,000	.CSWAP: GBP/USD 2/20/2027	(133,500)	0	8,161	(561,900)		(533,082)	0	226,800	0	0	81,183		(100/100)
CURRENCY SWAP, CSWAP: GBP/USD 2/20/2025	Hedge of Fixed Rate Foreign Denominated AFS Security	D-1	Currency	Citibank, N.A. 570DZIWZ7FF32TWEFA76	11/01/2016	02/20/2025	1	9,478,250	.CSWAP: GBP/USD 2/20/2025	(172,438)	0	11,433	(725,788)		(685,798)	0	292,950	0	0	80,647		(100/100)
CURRENCY SWAP, CSWAP: EUR/USD 12/8/2023	Hedge of Fixed Rate Foreign Denominated AFS Security	D-1	Currency	Goldman Sachs International W22LROIP21HZNB6K528	11/18/2016	12/08/2023	1	105,800	.CSWAP: EUR/USD 12/8/2023	(315)	0	598	(5,465)		(5,501)	0	2,455	0	0	688		(100/100)
CURRENCY SWAP, CSWAP: EUR/USD 12/8/2023	Hedge of Fixed Rate Foreign Denominated AFS Security	D-1	Currency	Goldman Sachs International W22LROIP21HZNB6K528	11/18/2016	12/08/2023	1	105,800	.CSWAP: EUR/USD 12/8/2023	(315)	0	598	(5,465)		(5,501)	0	2,455	0	0	688		(100/100)
CURRENCY SWAP, CSWAP: EUR/USD 12/8/2023	Hedge of Fixed Rate Foreign Denominated AFS Security	D-1	Currency	Goldman Sachs International W22LROIP21HZNB6K528	11/18/2016	12/08/2023	1	105,800	.CSWAP: EUR/USD 12/8/2023	(315)	0	598	(5,465)		(5,501)	0	2,455	0	0	688		(100/100)
CURRENCY SWAP, CSWAP: EUR/USD 12/8/2023	Hedge of Fixed Rate Foreign Denominated AFS Security	D-1	Currency	Goldman Sachs International W22LROIP21HZNB6K528	11/18/2016	12/08/2023	1	15,129,400	.CSWAP: EUR/USD 12/8/2023	(45,045)	0	85,495	(781,495)		(786,648)	0	351,063	0	0	98,353		(100/100)
CURRENCY SWAP, CSWAP: EUR/USD 12/8/2028	Hedge of Fixed Rate Foreign Denominated AFS Security	D-1	Currency	Goldman Sachs International W22LROIP21HZNB6K528	11/18/2016	12/08/2028	1	9,098,800	.CSWAP: EUR/USD 12/8/2028	(27,090)	0	46,548	(469,990)		(272,490)	0	211,130	0	0	117,722		(100/100)
CURRENCY SWAP, CSWAP: EUR/USD 12/8/2028	Hedge of Fixed Rate Foreign Denominated AFS Security	D-1	Currency	Goldman Sachs International W22LROIP21HZNB6K528	11/18/2016	12/08/2028	1	105,800	.CSWAP: EUR/USD 12/8/2028	(315)	0	541	(5,465)		(3,168)	0	2,455	0	0	1,369		(100/100)
CURRENCY SWAP, CSWAP: EUR/USD 12/8/2028	Hedge of Fixed Rate Foreign Denominated AFS Security	D-1	Currency	Goldman Sachs International W22LROIP21HZNB6K528	11/18/2016	12/08/2028	1	105,800	.CSWAP: EUR/USD 12/8/2028	(315)	0	541	(5,465)		(3,168)	0	2,455	0	0	1,369		(100/100)
CURRENCY SWAP, CSWAP: GBP/USD 2/27/2029	Hedge of Fixed Rate Foreign Denominated AFS Security	D-1	Currency	BNP Paribas ROMUJISFPU8MIPR08K5P83	12/06/2016	02/27/2029	1	127,180	.CSWAP: GBP/USD 2/27/2029	2,495	0	330	(4,485)		(690)	0	3,780	0	0	1,673		(100/100)
CURRENCY SWAP, CSWAP: GBP/USD 2/27/2029	Hedge of Fixed Rate Foreign Denominated AFS Security	D-1	Currency	BNP Paribas ROMUJISFPU8MIPR08K5P83	12/06/2016	02/27/2029	1	127,180	.CSWAP: GBP/USD 2/27/2029	2,495	0	330	(4,485)		(690)	0	3,780	0	0	1,673		(100/100)
CURRENCY SWAP, CSWAP: GBP/USD 2/27/2029	Hedge of Fixed Rate Foreign Denominated AFS Security	D-1	Currency	BNP Paribas ROMUJISFPU8MIPR08K5P83	12/06/2016	02/27/2029	1	13,735,440	.CSWAP: GBP/USD 2/27/2029	269,460	0	35,653	(484,380)		(74,489)	0	408,240	0	0	180,633		(100/100)
CURRENCY SWAP, CSWAP: GBP/USD 8/5/2024	Hedge of Fixed Rate Foreign Denominated AFS Security	D-1	Currency	Citibank, N.A. 570DZIWZ7FF32TWEFA76	03/01/2017	08/05/2024	1	738,480	.CSWAP: GBP/USD 8/5/2024	(37,740)	0	2,632	(51,510)		(33,241)	0	22,680	0	0	5,661		(100/100)
CURRENCY SWAP, CSWAP: GBP/USD 8/5/2024	Hedge of Fixed Rate Foreign Denominated AFS Security	D-1	Currency	Citibank, N.A. 570DZIWZ7FF32TWEFA76	03/01/2017	08/05/2024	1	738,480	.CSWAP: GBP/USD 8/5/2024	(37,740)	0	2,632	(51,510)		(33,241)	0	22,680	0	0	5,661		(100/100)
CURRENCY SWAP, CSWAP: GBP/USD 8/5/2024	Hedge of Fixed Rate Foreign Denominated AFS Security	D-1	Currency	Citibank, N.A. 570DZIWZ7FF32TWEFA76	03/01/2017	08/05/2024	1	369,240	.CSWAP: GBP/USD 8/5/2024	(18,870)	0	1,316	(25,755)		(16,620)	0	11,340	0	0	2,831		(100/100)
CURRENCY SWAP, CSWAP: GBP/USD 8/5/2024	Hedge of Fixed Rate Foreign Denominated AFS Security	D-1	Currency	Citibank, N.A. 570DZIWZ7FF32TWEFA76	03/01/2017	08/05/2024	1	51,201,280	.CSWAP: GBP/USD 8/5/2024	(2,616,640)	0	182,488	(3,571,360)		(2,304,675)	0	1,572,480	0	0	392,508		(100/100)

E06.2

STATEMENT AS OF MARCH 31, 2022 OF THE VOYA RETIREMENT INSURANCE AND ANNUITY COMPANY

SCHEDULE DB - PART A - SECTION 1

Showing all Options, Caps, Floors, Collars, Swaps and Forwards Open as of Current Statement Date

1	2	3	4	5	6	7	8	9	10	11	12	13	14	15	16	17	18	19	20	21	22	23
Description	Description of Item(s) Hedged, Used for Income Generation or Replicated	Schedule/ Exhibit Identifier	Type(s) of Risk(s) (a)	Exchange, Counterparty or Central Clearinghouse	Trade Date	Date of Maturity or Expiration	Number of Contracts	Notional Amount	Strike Price, Rate or Index Received (Paid)	Cumulative Prior Year(s) Initial Cost of Un-discounted Premium (Received) Paid	Current Year Initial Cost of Un-discounted Premium (Received) Paid	Current Year Income	Book/ Adjusted Carrying Value	Code	Fair Value	Unrealized Valuation Increase/ (Decrease)	Total Foreign Exchange Change in B./A.C.V.	Current Year's (Amortization)/ Accretion	Adjustment to Carrying Value of Hedged Item	Potential Exposure	Credit Quality of Reference Entity	Hedge Effectiveness at Inception and at Quarter-end (b)
CURRENCY SWAP, CSWAP: EUR/USD 9/13/2027	Hedge of Fixed Rate Foreign Denominated AFS Security	D-1	Currency	Citibank, N.A. 570DZIWZ7FF32TWEFA76	06/08/2017	09/13/2027	1	112,220	.CSWAP: EUR/USD 9/13/2027	(6,945)	0	607	955		2,419	0	2,455	0	0	1,311		(100/100)
CURRENCY SWAP, CSWAP: EUR/USD 9/13/2027	Hedge of Fixed Rate Foreign Denominated AFS Security	D-1	Currency	Citibank, N.A. 570DZIWZ7FF32TWEFA76	06/08/2017	09/13/2027	1	34,900,420	.CSWAP: EUR/USD 9/13/2027	(2,159,895)	0	188,664	297,005		752,273	0	763,505	0	0	407,661		(100/100)
CURRENCY SWAP, CSWAP: EUR/USD 9/13/2027	Hedge of Fixed Rate Foreign Denominated AFS Security	D-1	Currency	Citibank, N.A. 570DZIWZ7FF32TWEFA76	06/08/2017	09/13/2027	1	448,880	.CSWAP: EUR/USD 9/13/2027	(27,780)	0	2,427	3,820		9,676	0	9,820	0	0	5,243		(100/100)
CURRENCY SWAP, CSWAP: EUR/USD 9/13/2027	Hedge of Fixed Rate Foreign Denominated AFS Security	D-1	Currency	Citibank, N.A. 570DZIWZ7FF32TWEFA76	06/08/2017	09/13/2027	1	448,880	.CSWAP: EUR/USD 9/13/2027	(27,780)	0	2,427	3,820		9,676	0	9,820	0	0	5,243		(100/100)
CURRENCY SWAP, CSWAP: AUD/USD 7/26/2027	Hedge of Fixed Rate Foreign Denominated AFS Security	D-1	Currency	Citibank, N.A. 570DZIWZ7FF32TWEFA76	06/21/2017	07/26/2027	1	302,080	.CSWAP: AUD/USD 7/26/2027	(14,940)	0	(353)	1,700		1,857	0	(9,560)	0	0	3,485		(100/100)
CURRENCY SWAP, CSWAP: AUD/USD 7/26/2027	Hedge of Fixed Rate Foreign Denominated AFS Security	D-1	Currency	Citibank, N.A. 570DZIWZ7FF32TWEFA76	06/21/2017	07/26/2027	1	21,372,160	.CSWAP: AUD/USD 7/26/2027	(1,057,005)	0	(24,992)	120,275		131,363	0	(676,370)	0	0	246,552		(100/100)
CURRENCY SWAP, CSWAP: AUD/USD 7/26/2027	Hedge of Fixed Rate Foreign Denominated AFS Security	D-1	Currency	Citibank, N.A. 570DZIWZ7FF32TWEFA76	06/21/2017	07/26/2027	1	151,040	.CSWAP: AUD/USD 7/26/2027	(7,470)	0	(177)	850		928	0	(4,780)	0	0	1,742		(100/100)
CURRENCY SWAP, CSWAP: AUD/USD 7/26/2027	Hedge of Fixed Rate Foreign Denominated AFS Security	D-1	Currency	Citibank, N.A. 570DZIWZ7FF32TWEFA76	06/21/2017	07/26/2027	1	151,040	.CSWAP: AUD/USD 7/26/2027	(7,470)	0	(177)	850		928	0	(4,780)	0	0	1,742		(100/100)
CURRENCY SWAP, CSWAP: EUR/USD 7/19/2024	Hedge of Fixed Rate Foreign Denominated AFS Security	D-1	Currency	Citibank, N.A. 570DZIWZ7FF32TWEFA76	06/29/2017	07/19/2024	1	457,200	.CSWAP: EUR/USD 7/19/2024	(3,540)	0	2,427	12,140		11,492	0	9,820	0	0	3,470		(100/100)
CURRENCY SWAP, CSWAP: EUR/USD 7/19/2024	Hedge of Fixed Rate Foreign Denominated AFS Security	D-1	Currency	Citibank, N.A. 570DZIWZ7FF32TWEFA76	06/29/2017	07/19/2024	1	228,600	.CSWAP: EUR/USD 7/19/2024	(1,770)	0	1,214	6,070		5,746	0	4,910	0	0	1,735		(100/100)
CURRENCY SWAP, CSWAP: EUR/USD 7/19/2024	Hedge of Fixed Rate Foreign Denominated AFS Security	D-1	Currency	Citibank, N.A. 570DZIWZ7FF32TWEFA76	06/29/2017	07/19/2024	1	114,300	.CSWAP: EUR/USD 7/19/2024	(885)	0	607	3,035		2,873	0	2,455	0	0	867		(100/100)
CURRENCY SWAP, CSWAP: EUR/USD 7/19/2024	Hedge of Fixed Rate Foreign Denominated AFS Security	D-1	Currency	Citibank, N.A. 570DZIWZ7FF32TWEFA76	06/29/2017	07/19/2024	1	34,061,400	.CSWAP: EUR/USD 7/19/2024	(263,730)	0	180,829	904,430		856,133	0	731,590	0	0	258,514		(100/100)
CURRENCY SWAP, CSWAP: GBP/USD 8/17/2027	Hedge of Fixed Rate Foreign Denominated AFS Security	D-1	Currency	Barclays Bank, PLC 65GSEF7VJP5170UK5573	07/27/2017	08/17/2027	1	393,750	.CSWAP: GBP/USD 8/17/2027	7,110	0	1,152	(1,245)		12,471	0	11,340	0	0	4,568		(100/100)
CURRENCY SWAP, CSWAP: GBP/USD 8/17/2027	Hedge of Fixed Rate Foreign Denominated AFS Security	D-1	Currency	Barclays Bank, PLC 65GSEF7VJP5170UK5573	07/27/2017	08/17/2027	1	262,500	.CSWAP: GBP/USD 8/17/2027	4,740	0	768	(830)		8,314	0	7,560	0	0	3,045		(100/100)
CURRENCY SWAP, CSWAP: GBP/USD 8/17/2027	Hedge of Fixed Rate Foreign Denominated AFS Security	D-1	Currency	Barclays Bank, PLC 65GSEF7VJP5170UK5573	07/27/2017	08/17/2027	1	262,500	.CSWAP: GBP/USD 8/17/2027	4,740	0	768	(830)		8,314	0	7,560	0	0	3,045		(100/100)
CURRENCY SWAP, CSWAP: GBP/USD 8/17/2027	Hedge of Fixed Rate Foreign Denominated AFS Security	D-1	Currency	Barclays Bank, PLC 65GSEF7VJP5170UK5573	07/27/2017	08/17/2027	1	31,237,500	.CSWAP: GBP/USD 8/17/2027	564,060	0	91,376	(98,770)		989,351	0	899,640	0	0	362,394		(100/100)
CURRENCY SWAP, CSWAP: GBP/USD 10/31/2027	Hedge of Fixed Rate Foreign Denominated AFS Security	D-1	Currency	Wells Fargo Bank, N. A. KB1H1DSRPFMYMCJFXT09	10/04/2017	10/31/2027	1	132,800	.CSWAP: GBP/USD 10/31/2027	5	0	373	1,135		4,797	0	3,780	0	0	1,570		(100/100)
CURRENCY SWAP, CSWAP: GBP/USD 10/31/2027	Hedge of Fixed Rate Foreign Denominated AFS Security	D-1	Currency	Wells Fargo Bank, N. A. KB1H1DSRPFMYMCJFXT09	10/04/2017	10/31/2027	1	132,800	.CSWAP: GBP/USD 10/31/2027	5	0	373	1,135		4,797	0	3,780	0	0	1,570		(100/100)
CURRENCY SWAP, CSWAP: GBP/USD 10/31/2027	Hedge of Fixed Rate Foreign Denominated AFS Security	D-1	Currency	Wells Fargo Bank, N. A. KB1H1DSRPFMYMCJFXT09	10/04/2017	10/31/2027	1	265,600	.CSWAP: GBP/USD 10/31/2027	10	0	746	2,270		9,593	0	7,560	0	0	3,140		(100/100)

STATEMENT AS OF MARCH 31, 2022 OF THE VOYA RETIREMENT INSURANCE AND ANNUITY COMPANY

SCHEDULE DB - PART A - SECTION 1

Showing all Options, Caps, Floors, Collars, Swaps and Forwards Open as of Current Statement Date

1	2	3	4	5	6	7	8	9	10	11	12	13	14	15	16	17	18	19	20	21	22	23
Description	Description of Item(s) Hedged, Used for Income Generation or Replicated	Schedule/ Exhibit Identifier	Type(s) of Risk(s) (a)	Exchange, Counterparty or Central Clearinghouse	Trade Date	Date of Maturity or Expiration	Number of Contracts	Notional Amount	Strike Price, Rate or Index Received (Paid)	Cumulative Prior Year(s) Initial Cost of Un-discounted Premium (Received) Paid	Current Year Initial Cost of Un-discounted Premium (Received) Paid	Current Year Income	Book/ Adjusted Carrying Value	Code	Fair Value	Unrealized Valuation Increase/ (Decrease)	Total Foreign Exchange Change in B./A.C.V.	Current Year's (Amortization)/ Accretion	Adjustment to Carrying Value of Hedged Item	Potential Exposure	Credit Quality of Reference Entity	Hedge Effectiveness at Inception and at Quarter-end (b)
CURRENCY SWAP, CSWAP: GBP/USD 10/31/2027	Hedge of Fixed Rate Foreign Denominated AFS Security	D-1	Currency	Wells Fargo Bank, N. A.	10/04/2017	10/31/2027	1	265,600	.CSWAP: GBP/USD 10/31/2027	10	0	746	2,270		9,593	0	7,560	0	0	3,140		(100/100)
CURRENCY SWAP, CSWAP: GBP/USD 10/31/2027	Hedge of Fixed Rate Foreign Denominated AFS Security	D-1	Currency	Wells Fargo Bank, N. A.	10/04/2017	10/31/2027	1	29,747,200	.CSWAP: GBP/USD 10/31/2027	1,120	0	83,560	254,240		1,074,428	0	846,720	0	0	351,629		(100/100)
CURRENCY SWAP, CSWAP: GBP/USD 10/31/2029	Hedge of Fixed Rate Foreign Denominated AFS Security	D-1	Currency	Citibank, N.A.	10/04/2017	10/31/2029	1	265,600	.CSWAP: GBP/USD 10/31/2029	10	0	757	2,270		11,082	0	7,560	0	0	3,659		(100/100)
CURRENCY SWAP, CSWAP: GBP/USD 10/31/2029	Hedge of Fixed Rate Foreign Denominated AFS Security	D-1	Currency	Citibank, N.A.	10/04/2017	10/31/2029	1	398,400	.CSWAP: GBP/USD 10/31/2029	15	0	1,135	3,405		16,623	0	11,340	0	0	5,489		(100/100)
CURRENCY SWAP, CSWAP: GBP/USD 10/31/2029	Hedge of Fixed Rate Foreign Denominated AFS Security	D-1	Currency	Citibank, N.A.	10/04/2017	10/31/2029	1	398,400	.CSWAP: GBP/USD 10/31/2029	15	0	1,135	3,405		16,623	0	11,340	0	0	5,489		(100/100)
CURRENCY SWAP, CSWAP: GBP/USD 10/31/2029	Hedge of Fixed Rate Foreign Denominated AFS Security	D-1	Currency	Citibank, N.A.	10/04/2017	10/31/2029	1	265,600	.CSWAP: GBP/USD 10/31/2029	10	0	757	2,270		11,082	0	7,560	0	0	3,659		(100/100)
CURRENCY SWAP, CSWAP: GBP/USD 10/31/2029	Hedge of Fixed Rate Foreign Denominated AFS Security	D-1	Currency	Citibank, N.A.	10/04/2017	10/31/2029	1	30,544,000	.CSWAP: GBP/USD 10/31/2029	1,150	0	87,044	261,050		1,274,428	0	869,400	0	0	420,792		(100/100)
CURRENCY SWAP, CSWAP: EUR/USD 10/30/2024	Hedge of Fixed Rate Foreign Denominated AFS Security	D-1	Currency	Wells Fargo Bank, N. A.	10/18/2017	10/30/2024	1	117,770	.CSWAP: EUR/USD 10/30/2024	1,495	0	699	6,505		7,079	0	2,455	0	0	947		(100/100)
CURRENCY SWAP, CSWAP: EUR/USD 10/30/2024	Hedge of Fixed Rate Foreign Denominated AFS Security	D-1	Currency	Wells Fargo Bank, N. A.	10/18/2017	10/30/2024	1	19,785,360	.CSWAP: EUR/USD 10/30/2024	251,160	0	117,481	1,092,840		1,189,350	0	412,440	0	0	159,094		(100/100)
CURRENCY SWAP, CSWAP: EUR/USD 10/30/2024	Hedge of Fixed Rate Foreign Denominated AFS Security	D-1	Currency	Wells Fargo Bank, N. A.	10/18/2017	10/30/2024	1	353,310	.CSWAP: EUR/USD 10/30/2024	4,485	0	2,098	19,515		21,238	0	7,365	0	0	2,841		(100/100)
CURRENCY SWAP, CSWAP: EUR/USD 10/30/2024	Hedge of Fixed Rate Foreign Denominated AFS Security	D-1	Currency	Wells Fargo Bank, N. A.	10/18/2017	10/30/2024	1	117,770	.CSWAP: EUR/USD 10/30/2024	1,495	0	699	6,505		7,079	0	2,455	0	0	947		(100/100)
CURRENCY SWAP, CSWAP: AUD/USD 15-MAR-2028	Hedge of Fixed Rate Foreign Denominated AFS Security	D-1	Currency	Citibank, N.A.	10/31/2017	03/15/2028	1	100,000	.CSWAP: AUD/USD 15-MAR-2028	(2,190)	0	(112)	1,798		2,524	0	(3,125)	0	0	1,221		(100/100)
CURRENCY SWAP, CSWAP: AUD/USD 15-MAR-2028	Hedge of Fixed Rate Foreign Denominated AFS Security	D-1	Currency	Citibank, N.A.	10/31/2017	03/15/2028	1	14,000,000	.CSWAP: AUD/USD 15-MAR-2028	(306,630)	0	(15,727)	251,758		353,291	0	(437,556)	0	0	170,915		(100/100)
CURRENCY SWAP, CSWAP: AUD/USD 15-MAR-2028	Hedge of Fixed Rate Foreign Denominated AFS Security	D-1	Currency	Citibank, N.A.	10/31/2017	03/15/2028	1	200,000	.CSWAP: AUD/USD 15-MAR-2028	(4,380)	0	(225)	3,597		5,047	0	(6,251)	0	0	2,442		(100/100)
CURRENCY SWAP, CSWAP: GBP/USD 14-MAR-2030	Hedge of Fixed Rate Foreign Denominated AFS Security	D-1	Currency	Citibank, N.A.	01/25/2018	03/14/2030	1	12,879,000	.CSWAP: GBP/USD 14-MAR-2030	328,050	0	57,178	1,029,150		1,847,560	0	340,200	0	0	181,668		(100/100)
CURRENCY SWAP, CSWAP: GBP/USD 14-MAR-2030	Hedge of Fixed Rate Foreign Denominated AFS Security	D-1	Currency	Citibank, N.A.	01/25/2018	03/14/2030	1	572,400	.CSWAP: GBP/USD 14-MAR-2030	14,580	0	2,541	45,740		82,114	0	15,120	0	0	8,074		(100/100)
CURRENCY SWAP, CSWAP: GBP/USD 14-MAR-2027	Hedge of Fixed Rate Foreign Denominated AFS Security	D-1	Currency	Citibank, N.A.	01/25/2018	03/14/2027	1	142,920	.CSWAP: GBP/USD 14-MAR-2027	3,465	0	616	11,255		17,336	0	3,780	0	0	1,591		(100/100)
CURRENCY SWAP, CSWAP: GBP/USD 14-MAR-2027	Hedge of Fixed Rate Foreign Denominated AFS Security	D-1	Currency	Citibank, N.A.	01/25/2018	03/14/2027	1	8,003,520	.CSWAP: GBP/USD 14-MAR-2027	194,040	0	34,478	630,280		970,795	0	211,680	0	0	89,089		(100/100)
CURRENCY SWAP, CSWAP: GBP/USD 14-MAR-2027	Hedge of Fixed Rate Foreign Denominated AFS Security	D-1	Currency	Citibank, N.A.	01/25/2018	03/14/2027	1	142,920	.CSWAP: GBP/USD 14-MAR-2027	3,465	0	616	11,255		17,336	0	3,780	0	0	1,591		(100/100)

E06.4

STATEMENT AS OF MARCH 31, 2022 OF THE VOYA RETIREMENT INSURANCE AND ANNUITY COMPANY

SCHEDULE DB - PART A - SECTION 1

Showing all Options, Caps, Floors, Collars, Swaps and Forwards Open as of Current Statement Date

1	2	3	4	5	6	7	8	9	10	11	12	13	14	15	16	17	18	19	20	21	22	23
Description	Description of Item(s) Hedged, Used for Income Generation or Replicated	Schedule/ Exhibit Identifier	Type(s) of Risk(s) (a)	Exchange, Counterparty or Central Clearinghouse	Trade Date	Date of Maturity or Expiration	Number of Contracts	Notional Amount	Strike Price, Rate or Index Received (Paid)	Cumulative Prior Year(s) Initial Cost of Un-discounted Premium (Received) Paid	Current Year Initial Cost of Un-discounted Premium (Received) Paid	Current Year Income	Book/ Adjusted Carrying Value	Code	Fair Value	Unrealized Valuation Increase/ (Decrease)	Total Foreign Exchange Change in B./A.C.V.	Current Year's (Amortization)/ Accretion	Adjustment to Carrying Value of Hedged Item	Potential Exposure	Credit Quality of Reference Entity	Hedge Effectiveness at Inception and at Quarter-end (b)
CURRENCY SWAP, CSIAP: EUR/USD 29-JUN-2030	Hedge of Fixed Rate Foreign Denominated AFS Security	D-1	Currency	Citibank, N.A. 570DZIWZ7FF32TWEFA76	06/14/2018	06/29/2030	1	467,440	.CSIAP: EUR/USD 29-JUN-2030	4,320	0	3,121	22,380		56,047	0	9,820	0	0	6,714		(100/100)
CURRENCY SWAP, CSIAP: EUR/USD 29-JUN-2030	Hedge of Fixed Rate Foreign Denominated AFS Security	D-1	Currency	Citibank, N.A. 570DZIWZ7FF32TWEFA76	06/14/2018	06/29/2030	1	14,724,360	.CSIAP: EUR/USD 29-JUN-2030	136,080	0	98,300	704,970		1,765,465	0	309,330	0	0	211,489		(100/100)
CURRENCY SWAP, CSIAP: EUR/USD 29-JUN-2030	Hedge of Fixed Rate Foreign Denominated AFS Security	D-1	Currency	Citibank, N.A. 570DZIWZ7FF32TWEFA76	06/14/2018	06/29/2030	1	116,860	.CSIAP: EUR/USD 29-JUN-2030	1,080	0	780	5,595		14,012	0	2,455	0	0	1,678		(100/100)
CURRENCY SWAP, CSIAP: GBP/USD 29-NOV-2028	Hedge of Fixed Rate Foreign Denominated AFS Security	D-1	Currency	Goldman Sachs International W22LROIP21HZNB6K528	10/31/2018	11/29/2028	1	893,900	.CSIAP: GBP/USD 29-NOV-2028	(525)	0	3,717	(27,755)		29,615	0	26,460	0	0	11,544		(100/100)
CURRENCY SWAP, CSIAP: GBP/USD 29-NOV-2028	Hedge of Fixed Rate Foreign Denominated AFS Security	D-1	Currency	Goldman Sachs International W22LROIP21HZNB6K528	10/31/2018	11/29/2028	1	34,095,900	.CSIAP: GBP/USD 29-NOV-2028	(20,025)	0	141,765	(1,058,655)		1,129,614	0	1,009,260	0	0	440,327		(100/100)
CURRENCY SWAP, CSIAP: GBP/USD 29-NOV-2028	Hedge of Fixed Rate Foreign Denominated AFS Security	D-1	Currency	Goldman Sachs International W22LROIP21HZNB6K528	10/31/2018	11/29/2028	1	638,500	.CSIAP: GBP/USD 29-NOV-2028	(375)	0	2,655	(19,825)		21,154	0	18,900	0	0	8,246		(100/100)
CURRENCY SWAP, CSIAP: EUR/USD 27-MAR-2028	Hedge of Fixed Rate Foreign Denominated AFS Security	D-1	Currency	Societe Generale 02RNE81BXP4R0TD8PU41	03/11/2019	03/27/2028	1	27,855,360	.CSIAP: EUR/USD 27-MAR-2028	(49,600)	0	196,744	261,640		1,681,751	0	608,840	0	0	341,001		(100/100)
CURRENCY SWAP, CSIAP: EUR/USD 27-MAR-2028	Hedge of Fixed Rate Foreign Denominated AFS Security	D-1	Currency	Societe Generale 02RNE81BXP4R0TD8PU41	03/11/2019	03/27/2028	1	336,960	.CSIAP: EUR/USD 27-MAR-2028	(600)	0	2,380	3,165		20,344	0	7,365	0	0	4,125		(100/100)
CURRENCY SWAP, CSIAP: EUR/USD 27-MAR-2028	Hedge of Fixed Rate Foreign Denominated AFS Security	D-1	Currency	Societe Generale 02RNE81BXP4R0TD8PU41	03/11/2019	03/27/2028	1	224,640	.CSIAP: EUR/USD 27-MAR-2028	(400)	0	1,587	2,110		13,563	0	4,910	0	0	2,750		(100/100)
CURRENCY SWAP, CSIAP: GBP/USD 17-SEP-2031	Hedge of Fixed Rate Foreign Denominated AFS Security	D-1	Currency	CREDIT AGRICOLE CORPORATE & INVESTMENT BANK 1VUV7VQF0U0QSJ21A208	07/17/2019	09/17/2031	1	124,290	.CSIAP: GBP/USD 17-SEP-2031	(545)	0	338	(7,375)		(3,175)	0	3,780	0	0	1,913		(100/100)
CURRENCY SWAP, CSIAP: GBP/USD 17-SEP-2031	Hedge of Fixed Rate Foreign Denominated AFS Security	D-1	Currency	CREDIT AGRICOLE CORPORATE & INVESTMENT BANK 1VUV7VQF0U0QSJ21A208	07/17/2019	09/17/2031	1	4,101,570	.CSIAP: GBP/USD 17-SEP-2031	(17,985)	0	11,162	(243,375)		(104,787)	0	124,740	0	0	63,114		(100/100)
CURRENCY SWAP, CSIAP: EUR/USD 20-JUN-2026	Hedge of Fixed Rate Foreign Denominated AFS Security	D-1	Currency	Citibank, N.A. 570DZIWZ7FF32TWEFA76	02/06/2020	06/20/2026	1	109,700	.CSIAP: EUR/USD 20-JUN-2026	460	0	558	(1,565)		(1,117)	0	2,455	0	0	1,127		(100/100)
CURRENCY SWAP, CSIAP: EUR/USD 20-JUN-2026	Hedge of Fixed Rate Foreign Denominated AFS Security	D-1	Currency	Citibank, N.A. 570DZIWZ7FF32TWEFA76	02/06/2020	06/20/2026	1	14,590,100	.CSIAP: EUR/USD 20-JUN-2026	61,180	0	74,160	(208,145)		(148,547)	0	326,515	0	0	149,942		(100/100)
CURRENCY SWAP, CSIAP: AUD/USD 02-DEC-2030	Hedge of Fixed Rate Foreign Denominated AFS Security	D-1	Currency	Morgan Stanley Capital Services LLC 17331LVCZKQXST7XV54	09/23/2020	12/02/2030	1	70,930	.CSIAP: AUD/USD 02-DEC-2030	(2,885)	0	(114)	(4,165)		(595)	0	(2,390)	0	0	1,045		(100/100)
CURRENCY SWAP, CSIAP: AUD/USD 02-DEC-2030	Hedge of Fixed Rate Foreign Denominated AFS Security	D-1	Currency	Morgan Stanley Capital Services LLC 17331LVCZKQXST7XV54	09/23/2020	12/02/2030	1	425,580	.CSIAP: AUD/USD 02-DEC-2030	(17,310)	0	(682)	(24,990)		(3,568)	0	(14,340)	0	0	6,269		(100/100)
CURRENCY SWAP, CSIAP: AUD/USD 02-DEC-2030	Hedge of Fixed Rate Foreign Denominated AFS Security	D-1	Currency	Morgan Stanley Capital Services LLC 17331LVCZKQXST7XV54	09/23/2020	12/02/2030	1	141,860	.CSIAP: AUD/USD 02-DEC-2030	(5,770)	0	(227)	(8,330)		(1,190)	0	(4,780)	0	0	2,090		(100/100)
CURRENCY SWAP, CSIAP: AUD/USD 02-DEC-2030	Hedge of Fixed Rate Foreign Denominated AFS Security	D-1	Currency	Morgan Stanley Capital Services LLC 17331LVCZKQXST7XV54	09/23/2020	12/02/2030	1	9,717,410	.CSIAP: AUD/USD 02-DEC-2030	(395,245)	0	(15,573)	(570,605)		(81,481)	0	(327,430)	0	0	143,142		(100/100)
CURRENCY SWAP, CSIAP: EUR/USD 22-MAR-2032	Hedge of Fixed Rate Foreign Denominated AFS Security	D-1	Currency	Morgan Stanley Capital Services LLC 17331LVCZKQXST7XV54	03/08/2022	03/22/2032	1	13,063,200	.CSIAP: EUR/USD 22-MAR-2032	0	(196,200)	4,658	(288,600)		(470,664)	0	(92,400)	0	0	206,377		(100/100)
1019999999. Subtotal - Swaps - Hedging Effective Excluding Variable Annuity Guarantees Under SSAP No.108 - Foreign Exchange										(6,676,854)	(196,200)	1,956,877	(9,435,868)	XXX	3,416,322	0	12,321,306	0	0	6,561,116	XXX	XXX
1049999999. Subtotal - Swaps - Hedging Effective Excluding Variable Annuity Guarantees Under SSAP No.108										(6,676,854)	(196,200)	(2,018,893)	(9,435,868)	XXX	(13,754,904)	0	12,321,306	0	0	26,750,732	XXX	XXX
1109999999. Subtotal - Swaps - Hedging Effective Variable Annuity Guarantees Under SSAP No.108										0	0	0	0	XXX	0	0	0	0	0	0	XXX	XXX

E06.5

STATEMENT AS OF MARCH 31, 2022 OF THE VOYA RETIREMENT INSURANCE AND ANNUITY COMPANY

SCHEDULE DB - PART A - SECTION 1

Showing all Options, Caps, Floors, Collars, Swaps and Forwards Open as of Current Statement Date

1	2	3	4	5	6	7	8	9	10	11	12	13	14	15	16	17	18	19	20	21	22	23
Description	Description of Item(s) Hedged, Used for Income Generation or Replicated	Schedule/ Exhibit Identifier	Type(s) of Risk(s) (a)	Exchange, Counterparty or Central Clearinghouse	Trade Date	Date of Maturity or Expiration	Number of Contracts	Notional Amount	Strike Price, Rate or Index Received (Paid)	Cumulative Prior Year(s) Initial Cost of Un-discounted Premium (Received) Paid	Current Year Initial Cost of Un-discounted Premium (Received) Paid	Current Year Income	Book/ Adjusted Carrying Value	Code	Fair Value	Unrealized Valuation Increase/ (Decrease)	Total Foreign Exchange Change in B./A.C.V.	Current Year's (Amortization)/ Accretion	Adjustment to Carrying Value of Hedged Item	Potential Exposure	Credit Quality of Reference Entity	Hedge Effectiveness at Inception and at Quarter-end (b)
CL INTEREST RATE SWAP, REC FIXED, PAY 3ML	Retirement- Low Rate Hedge	Exhibit 5	INTEREST RISK	OGE Group Inc./Morgan Stanley & Co. LLC LCZ7XYGSLJUHFXNXD88	09/12/2013	09/16/2033	1	348,000,000	...REC SWP: USD 3.695000 9/16/2033 [PAY 3ML]	0	0	2,915,356	46,411,166		46,411,166	(31,741,936)	0	0	0	5,893,242	0001	
CL INTEREST RATE SWAP, REC FIXED, PAY 3ML	Retirement- Low Rate Hedge	Exhibit 5	INTEREST RISK	OGE Group Inc./Morgan Stanley & Co. LLC LCZ7XYGSLJUHFXNXD88	12/16/2013	12/18/2023	1	417,000,000	...REC SWP: USD 2.932500 12/18/2023 [PAY 3ML]	0	0	2,713,151	3,669,735		3,669,735	(12,699,213)	0	0	0	2,732,709	0001	
CL INTEREST RATE SWAP, REC FIXED, PAY 1ML	Cash flow hedge mortgage derivative Products	D-1	INTEREST RISK	OGE Group Inc./Morgan Stanley & Co. LLC LCZ7XYGSLJUHFXNXD88	01/24/2014	01/28/2024	1	62,000,000	...REC SWP: USD 2.802000 1/28/2024 [PAY 1ML]	0	0	410,298	507,904		507,904	(1,962,510)	0	0	0	419,376	0002	
CL INTEREST RATE SWAP, REC FIXED, PAY 3ML	Retirement- Low Rate Hedge	Exhibit 5	INTEREST RISK	OGE Group Inc./Morgan Stanley & Co. LLC LCZ7XYGSLJUHFXNXD88	04/03/2014	04/07/2034	1	46,000,000	...REC SWP: USD 3.511000 4/7/2034 [PAY 3ML]	0	0	377,137	5,513,563		5,513,563	(4,225,469)	0	0	0	797,652	0001	
CL INTEREST RATE SWAP, REC FIXED, PAY 3ML	Retirement- Low Rate Hedge	Exhibit 5	INTEREST RISK	OGE Group Inc./Morgan Stanley & Co. LLC LCZ7XYGSLJUHFXNXD88	04/10/2014	04/14/2034	1	46,000,000	...REC SWP: USD 3.381000 4/14/2034 [PAY 3ML]	0	0	361,930	4,890,695		4,890,695	(4,175,182)	0	0	0	798,288	0001	
CL INTEREST RATE SWAP, REC FIXED, PAY 1ML	Cash flow hedge mortgage derivative Products	D-1	INTEREST RISK	OGE Group Inc./Morgan Stanley & Co. LLC LCZ7XYGSLJUHFXNXD88	07/29/2014	07/31/2024	1	65,000,000	...REC SWP: USD 2.523750 7/31/2024 [PAY 1ML]	0	0	386,393	124,954		124,954	(2,432,446)	0	0	0	496,834	0002	
CL INTEREST RATE SWAP, REC FIXED, PAY 1ML	Cash flow hedge mortgage derivative Products	D-1	INTEREST RISK	OGE Group Inc./Morgan Stanley & Co. LLC LCZ7XYGSLJUHFXNXD88	11/24/2014	11/26/2029	1	51,000,000	...REC SWP: USD 2.655000 11/26/2029 [PAY 1ML]	0	0	318,481	1,383,347		1,383,347	(3,513,931)	0	0	0	705,895	0002	
CL INTEREST RATE SWAP, REC FIXED, PAY 1ML	Cash flow hedge mortgage derivative Products	D-1	INTEREST RISK	OGE Group Inc./Morgan Stanley & Co. LLC LCZ7XYGSLJUHFXNXD88	11/24/2014	11/26/2024	1	77,000,000	...REC SWP: USD 2.336500 11/26/2024 [PAY 1ML]	0	0	420,088	(259,753)		(259,753)	(3,115,267)	0	0	0	627,948	0002	
CL INTEREST RATE SWAP, REC FIXED, PAY 3ML	Retirement- Low Rate Hedge	Exhibit 5	INTEREST RISK	OGE Group Inc./Morgan Stanley & Co. LLC LCZ7XYGSLJUHFXNXD88	03/09/2015	03/11/2035	1	27,000,000	...REC SWP: USD 2.620100 3/11/2035 [PAY 3ML]	0	0	154,454	748,841		748,841	(2,369,407)	0	0	0	485,877	0001	
CL INTEREST RATE SWAP, REC FIXED, PAY 1ML	Cash flow hedge mortgage derivative Products	D-1	INTEREST RISK	OGE Group Inc./Morgan Stanley & Co. LLC LCZ7XYGSLJUHFXNXD88	07/29/2015	07/25/2022	1	51,100,000	...REC SWP: USD 1.930000 7/25/2022 [PAY 1ML]	0	0	226,323	163,851		163,851	(318,933)	0	0	0	144,037	0002	
CL INTEREST RATE SWAP, REC FIXED, PAY 3ML	Stable Value Products	Exhibit 5	INTEREST RISK	LCH. Clearnet LLC/Morgan Stanley & Co. LLC WAM6YERMS70XFZUJY219	02/14/2018	02/14/2038	1	290,000,000	...REC SWP: USD 3.031500 14-FEB-2038 [PAY 3ML]	0	0	1,989,322	25,481,143		25,481,143	(29,740,098)	0	0	0	5,779,605	0001	
CL INTEREST RATE SWAP, REC FIXED, PAY 1ML	Cash flow hedge mortgage derivative Products	D-1	INTEREST RISK	LCH. Clearnet LLC/Morgan Stanley & Co. LLC WAM6YERMS70XFZUJY219	12/18/2018	12/20/2023	1	250,000,000	...REC SWP: USD 2.648000 20-DEC-2023 [PAY 1ML]	0	0	1,550,372	1,487,742		1,487,742	(7,384,411)	0	0	0	1,640,926	0002	
CL INTEREST RATE SWAP, REC FIXED, PAY 1ML	Cash flow hedge mortgage derivative Products	D-1	INTEREST RISK	LCH. Clearnet LLC/Morgan Stanley & Co. LLC WAM6YERMS70XFZUJY219	05/23/2012	05/25/2022	1	63,000,000	...REC SWP: USD 1.775500 25-MAY-2022 [PAY 1ML]	0	0	254,667	105,931		105,931	(290,851)	0	0	0	122,277	0002	
CL INTEREST RATE SWAP, REC FIXED, PAY 1ML	Cash flow hedge mortgage derivative Products	D-1	INTEREST RISK	LCH. Clearnet LLC/Morgan Stanley & Co. LLC WAM6YERMS70XFZUJY219	08/10/2012	08/14/2022	1	122,000,000	...REC SWP: USD 1.688750 14-AUG-2022 [PAY 1ML]	0	0	463,180	301,184		301,184	(755,505)	0	0	0	372,351	0002	

E06.6

STATEMENT AS OF MARCH 31, 2022 OF THE VOYA RETIREMENT INSURANCE AND ANNUITY COMPANY

SCHEDULE DB - PART A - SECTION 1

Showing all Options, Caps, Floors, Collars, Swaps and Forwards Open as of Current Statement Date

1	2	3	4	5	6	7	8	9	10	11	12	13	14	15	16	17	18	19	20	21	22	23
Description	Description of Item(s) Hedged, Used for Income Generation or Replicated	Schedule/ Exhibit Identifier	Type(s) of Risk(s) (a)	Exchange, Counterparty or Central Clearinghouse	Trade Date	Date of Maturity or Expiration	Number of Contracts	Notional Amount	Strike Price, Rate or Index Received (Paid)	Cumulative Prior Year(s) Initial Cost of Un-discounted Premium (Received) Paid	Current Year Initial Cost of Un-discounted Premium (Received) Paid	Current Year Income	Book/ Adjusted Carrying Value	Code	Fair Value	Unrealized Valuation Increase/ (Decrease)	Total Foreign Exchange Change in B./A.C.V.	Current Year's (Amortization)/ Accretion	Adjustment to Carrying Value of Hedged Item	Potential Exposure	Credit Quality of Reference Entity	Hedge Effectiveness at Inception and at Quarter-end (b)
CL INTEREST RATE SWAP, REC FIXED, PAY 3ML	Cash flow hedge mortgage derivative Products	D-1	INTEREST RISK	LCH. Clearnet LLC/Morgan Stanley & Co. LLC WAM6YERMS70XFZUJY219	03/02/2020	03/04/2030	1	185,000,000	1.069850 04-MAR-2030 [PAY 3ML]	0	0	365,329	(17,602,609)		(17,602,609)	(11,170,470)	0	0	0	2,605,071	0002	
CL INTEREST RATE SWAP, REC 1ML, PAY FIXED	Cash flow hedge mortgage derivative Products	D-1	INTEREST RISK	LCH. Clearnet LLC/Morgan Stanley & Co. LLC WAM6YERMS70XFZUJY219	05/19/2020	05/21/2025	1	65,307,000	0.300000 21-MAY-2025 [PAY 1ML]	(557)	0	(22,331)	4,283,081		4,283,081	2,521,202	0	27	0	578,849	0002	
CL INTEREST RATE SWAP, REC 1ML, PAY FIXED	Cash flow hedge mortgage derivative Products	D-1	INTEREST RISK	LCH. Clearnet LLC/Morgan Stanley & Co. LLC WAM6YERMS70XFZUJY219	05/19/2020	05/21/2023	1	503,696,000	0.178200 21-MAY-2023 [PAY 1ML]	23,987	0	(14,954)	10,053,587		10,053,587	6,865,255	0	(1,968)	0	2,688,678	0002	
CL INTEREST RATE SWAP, REC 1ML, PAY FIXED	Cash flow hedge mortgage derivative Products	D-1	INTEREST RISK	LCH. Clearnet LLC/Morgan Stanley & Co. LLC WAM6YERMS70XFZUJY219	05/19/2020	05/21/2030	1	65,913,000	0.610600 21-MAY-2030 [PAY 1ML]	2,825	0	(74,487)	8,055,263		8,055,263	3,926,841	0	(70)	0	940,572	0002	
CL INTEREST RATE SWAP, REC FIXED, PAY 3ML	Cash flow hedge mortgage derivative Products	D-1	INTEREST RISK	LCH. Clearnet LLC/Morgan Stanley & Co. LLC WAM6YERMS70XFZUJY219	05/19/2020	05/21/2050	1	75,000,000	0.960000 21-MAY-2050 [PAY 3ML]	13,900	0	128,883	(20,735,218)		(20,735,218)	(7,181,964)	0	(114)	0	1,989,936	0002	
CL INTEREST RATE SWAP, REC FIXED, PAY 3ML	Cash flow hedge mortgage derivative Products	D-1	INTEREST RISK	LCH. Clearnet LLC/Morgan Stanley & Co. LLC WAM6YERMS70XFZUJY219	08/13/2020	08/17/2030	1	190,000,000	0.692500 17-AUG-2030 [PAY 3ML]	(70,374)	0	187,924	(24,463,913)		(24,463,913)	(11,393,250)	0	1,733	0	2,751,116	0002	
CL INTEREST RATE SWAP, REC FIXED, PAY 3ML	Cash flow hedge mortgage derivative Products	D-1	INTEREST RISK	LCH. Clearnet LLC/Morgan Stanley & Co. LLC WAM6YERMS70XFZUJY219	08/13/2020	08/17/2030	1	190,000,000	0.691000 17-AUG-2030 [PAY 3ML]	(84,310)	0	187,216	(24,485,649)		(24,485,649)	(11,391,958)	0	2,075	0	2,751,116	0002	
CL INTEREST RATE SWAP, REC FIXED, PAY 3ML	Cash flow hedge mortgage derivative Products	D-1	INTEREST RISK	LCH. Clearnet LLC/Morgan Stanley & Co. LLC WAM6YERMS70XFZUJY219	08/13/2020	08/17/2030	1	200,000,000	0.691600 17-AUG-2030 [PAY 3ML]	(76,914)	0	197,368	(25,765,215)		(25,765,215)	(11,991,932)	0	1,893	0	2,895,911	0002	
CL INTEREST RATE SWAP, REC FIXED, PAY 1ML	Cash flow hedge mortgage derivative Products	D-1	INTEREST RISK	LCH. Clearnet LLC/Morgan Stanley & Co. LLC WAM6YERMS70XFZUJY219	08/13/2020	08/17/2027	1	150,000,000	0.399600 17-AUG-2027 [PAY 1ML]	(22,390)	0	90,300	(14,578,476)		(14,578,476)	(7,393,492)	0	787	0	1,740,188	0002	
CL INTEREST RATE SWAP, REC 3ML, PAY SOFRRATE, USD	Retirement- Low Rate Hedge	Exhibit 5	INTEREST RISK	Inc./Morgan Stanley & Co. LLC CME Group Inc./Morgan Stanley & Co. LLC	11/24/2020	04/07/2034	1	46,000,000	1.043100 07-APR-2034 [PAY 3ML]	0	0	(95,994)	6,467,443		6,467,443	3,319,710	0	0	0	797,652	0001	
CL INTEREST RATE SWAP, REC 3ML, PAY SOFRRATE, USD	Retirement- Low Rate Hedge	Exhibit 5	INTEREST RISK	Inc./Morgan Stanley & Co. LLC CME Group Inc./Morgan Stanley & Co. LLC	11/24/2020	09/16/2033	1	100,000,000	1.019690 16-SEP-2033 [PAY 3ML]	0	0	(174,831)	13,714,176		13,714,176	7,086,008	0	0	0	1,693,460	0001	
CL INTEREST RATE SWAP, REC 3ML, PAY SOFRRATE, USD	Retirement- Low Rate Hedge	Exhibit 5	INTEREST RISK	Inc./Morgan Stanley & Co. LLC CME Group Inc./Morgan Stanley & Co. LLC	11/24/2020	12/18/2023	1	417,000,000	0.305100 18-DEC-2023 [PAY 3ML]	0	0	21,382	14,733,943		14,733,943	9,732,801	0	0	0	2,732,709	0001	
CL INTEREST RATE SWAP, REC 3ML, PAY SOFRRATE, USD	Retirement- Low Rate Hedge	Exhibit 5	INTEREST RISK	Inc./Morgan Stanley & Co. LLC CME Group Inc./Morgan Stanley & Co. LLC	11/24/2020	03/11/2035	1	27,000,000	1.073400 11-MAR-2035 [PAY 3ML]	0	0	(51,076)	3,952,391		3,952,391	2,010,685	0	0	0	485,877	0001	
CL INTEREST RATE SWAP, REC 3ML, PAY SOFRRATE, USD	Retirement- Low Rate Hedge	Exhibit 5	INTEREST RISK	Inc./Morgan Stanley & Co. LLC CME Group Inc./Morgan Stanley & Co. LLC	11/24/2020	09/16/2033	1	100,000,000	1.021900 16-SEP-2033 [PAY 3ML]	0	0	(175,378)	13,691,830		13,691,830	7,087,689	0	0	0	1,693,460	0001	
CL INTEREST RATE SWAP, REC 3ML, PAY SOFRRATE, USD	Retirement- Low Rate Hedge	Exhibit 5	INTEREST RISK	Inc./Morgan Stanley & Co. LLC CME Group Inc./Morgan Stanley & Co. LLC	11/24/2020	04/14/2034	1	46,000,000	1.043800 14-APR-2034 [PAY 3ML]	0	0	(95,674)	6,462,833		6,462,833	3,316,853	0	0	0	798,288	0001	
CL INTEREST RATE SWAP, REC 3ML, PAY SOFRRATE, USD	Retirement- Low Rate Hedge	Exhibit 5	INTEREST RISK	Inc./Morgan Stanley & Co. LLC CME Group Inc./Morgan Stanley & Co. LLC	11/24/2020	09/16/2033	1	48,000,000	1.022350 16-SEP-2033 [PAY 3ML]	0	0	(84,235)	6,569,894		6,569,894	3,402,255	0	0	0	812,861	0001	

STATEMENT AS OF MARCH 31, 2022 OF THE VOYA RETIREMENT INSURANCE AND ANNUITY COMPANY

SCHEDULE DB - PART A - SECTION 1

Showing all Options, Caps, Floors, Collars, Swaps and Forwards Open as of Current Statement Date

1	2	3	4	5	6	7	8	9	10	11	12	13	14	15	16	17	18	19	20	21	22	23	
Description	Description of Item(s) Hedged, Used for Income Generation or Replicated	Schedule/ Exhibit Identifier	Type(s) of Risk(s) (a)	Exchange, Counterparty or Central Clearinghouse	Trade Date	Date of Maturity or Expiration	Number of Contracts	Notional Amount	Strike Price, Rate or Index Received (Paid)	Cumulative Prior Year(s) Initial Cost of Un-discounted Premium (Received) Paid	Current Year Initial Cost of Un-discounted Premium (Received) Paid	Current Year Income	Book/ Adjusted Carrying Value	Code	Fair Value	Unrealized Valuation Increase/ (Decrease)	Total Foreign Exchange Change in B./A.C.V.	Current Year's (Amortization)/ Accretion	Adjustment to Carrying Value of Hedged Item	Potential Exposure	Credit Quality of Reference Entity	Hedge Effectiveness at Inception and at Quarter-end (b)	
CL INTEREST RATE SWAP, REC 3ML, PAY SOFRRATE.USD	Retirement- Low Rate Hedge	Exhibit 5	INTEREST RISK	CME Group Inc./Morgan Stanley & Co. LLC LCZ7YXGSLJUHFXNXVD88	.11/24/2020	.09/16/2033	1	100,000,000	1.028700 16-SEP-2033	0	0	(177,063)	13,623,074		13,623,074	7,092,862	0	0	0	1,693,460		0001	
CL INTEREST RATE SWAP, REC 1ML, PAY SOFRRATE.USD	Cash flow hedge mortgage derivative Products	D-1	INTEREST RISK	LCH. Clearnet LLC/Morgan Stanley & Co. LLC WAMB6YERMS70XFZUJ0Y219	.01/29/2021	.08/25/2025	1	890,000,000	0.383700 25-AUG-2025	(278,378)	0	(512,450)	60,376,210		60,376,210	36,176,567	0	15.011	0	8,212,004		0002	
CL INTEREST RATE SWAP, REC 3ML, PAY SOFRRATE.USD	Stable Value Products	Exhibit 5	INTEREST RISK	LCH. Clearnet LLC/Morgan Stanley & Co. LLC WAMB6YERMS70XFZUJ0Y219	.02/22/2021	.02/14/2038	1	90,000,000	1.800000 14-FEB-2038	0	0	(343,518)	6,953,169		6,953,169	8,050,028	0	0	0	1,793,670		0001	
CL INTEREST RATE SWAP, REC 3ML, PAY SOFRRATE.USD	Cash flow hedge mortgage derivative Products	D-1	INTEREST RISK	LCH. Clearnet LLC/Morgan Stanley & Co. LLC WAMB6YERMS70XFZUJ0Y219	.02/25/2021	.03/01/2028	1	77,272,727	1.625300 01-MAR-2028	0	0	(501)	3,317,599		3,317,599	3,323,565	0	0	0	940,324		0002	
CL INTEREST RATE SWAP, REC 3ML, PAY SOFRRATE.USD	Cash flow hedge mortgage derivative Products	D-1	INTEREST RISK	LCH. Clearnet LLC/Morgan Stanley & Co. LLC WAMB6YERMS70XFZUJ0Y219	.02/25/2021	.03/01/2028	1	59,090,909	1.618800 01-MAR-2028	0	0	(387)	2,554,698		2,554,698	2,540,835	0	0	0	719,072		0002	
CL INTEREST RATE SWAP, REC 3ML, PAY SOFRRATE.USD	Cash flow hedge mortgage derivative Products	D-1	INTEREST RISK	LCH. Clearnet LLC/Morgan Stanley & Co. LLC WAMB6YERMS70XFZUJ0Y219	.02/25/2021	.03/01/2028	1	65,454,546	1.612200 01-MAR-2028	0	0	(433)	2,849,739		2,849,739	2,813,660	0	0	0	796,510		0002	
CL INTEREST RATE SWAP, REC 3ML, PAY SOFRRATE.USD	Cash flow hedge mortgage derivative Products	D-1	INTEREST RISK	LCH. Clearnet LLC/Morgan Stanley & Co. LLC WAMB6YERMS70XFZUJ0Y219	.02/25/2021	.03/01/2028	1	45,454,545	1.611300 01-MAR-2028	0	0	(301)	1,980,871		1,980,871	1,953,854	0	0	0	553,132		0002	
CL INTEREST RATE SWAP, REC 3ML, PAY SOFRRATE.USD	Cash flow hedge mortgage derivative Products	D-1	INTEREST RISK	LCH. Clearnet LLC/Morgan Stanley & Co. LLC WAMB6YERMS70XFZUJ0Y219	.02/25/2021	.03/01/2028	1	70,909,091	1.611500 01-MAR-2028	0	0	(470)	3,089,506		3,089,506	3,048,039	0	0	0	862,886		0002	
CL INTEREST RATE SWAP, REC 3ML, PAY SOFRRATE.USD	Cash flow hedge mortgage derivative Products	D-1	INTEREST RISK	LCH. Clearnet LLC/Morgan Stanley & Co. LLC WAMB6YERMS70XFZUJ0Y219	.02/25/2021	.03/01/2028	1	45,454,545	1.602860 01-MAR-2028	0	0	(305)	1,998,561		1,998,561	1,953,141	0	0	0	553,132		0002	
CL INTEREST RATE SWAP, REC 3ML, PAY SOFRRATE.USD	Cash flow hedge mortgage derivative Products	D-1	INTEREST RISK	LCH. Clearnet LLC/Morgan Stanley & Co. LLC WAMB6YERMS70XFZUJ0Y219	.02/25/2021	.03/01/2028	1	45,454,546	1.603400 01-MAR-2028	0	0	(305)	1,997,429		1,997,429	1,953,186	0	0	0	553,132		0002	
CL INTEREST RATE SWAP, REC 3ML, PAY SOFRRATE.USD	Cash flow hedge mortgage derivative Products	D-1	INTEREST RISK	LCH. Clearnet LLC/Morgan Stanley & Co. LLC WAMB6YERMS70XFZUJ0Y219	.02/25/2021	.03/01/2028	1	45,454,545	1.604350 01-MAR-2028	0	0	(304)	1,995,438		1,995,438	1,953,267	0	0	0	553,132		0002	
CL INTEREST RATE SWAP, REC 3ML, PAY SOFRRATE.USD	Cash flow hedge mortgage derivative Products	D-1	INTEREST RISK	LCH. Clearnet LLC/Morgan Stanley & Co. LLC WAMB6YERMS70XFZUJ0Y219	.02/25/2021	.03/01/2028	1	45,454,546	1.614180 01-MAR-2028	0	0	(300)	1,974,835		1,974,835	1,954,098	0	0	0	553,132		0002	
CL INTEREST RATE SWAP, REC 3ML, PAY SOFRRATE.USD	Stable Value Products	Exhibit 5	INTEREST RISK	LCH. Clearnet LLC/Morgan Stanley & Co. LLC WAMB6YERMS70XFZUJ0Y219	.04/12/2021	.02/14/2038	1	70,000,000	2.017100 14-FEB-2038	0	0	(304,731)	3,370,358		3,370,358	6,422,880	0	0	0	1,395,077		0001	
CL INTEREST RATE SWAP, REC 3ML, PAY SOFRRATE.USD	Stable Value Products	Exhibit 5	INTEREST RISK	LCH. Clearnet LLC/Morgan Stanley & Co. LLC WAMB6YERMS70XFZUJ0Y219	.04/12/2021	.02/14/2038	1	67,000,000	2.016600 14-FEB-2038	0	0	(291,588)	3,230,406		3,230,406	6,147,257	0	0	0	1,335,288		0001	
CL INTEREST RATE SWAP, REC 3ML, PAY SOFRRATE.USD	Stable Value Products	Exhibit 5	INTEREST RISK	LCH. Clearnet LLC/Morgan Stanley & Co. LLC WAMB6YERMS70XFZUJ0Y219	.04/12/2021	.02/14/2038	1	63,000,000	2.013300 14-FEB-2038	0	0	(273,666)	3,065,422		3,065,422	5,778,044	0	0	0	1,255,569		0001	
CL INTEREST RATE SWAP, REC 3ML, PAY SOFRRATE.USD	Cash flow hedge mortgage derivative Products	D-1	INTEREST RISK	LCH. Clearnet LLC/Morgan Stanley & Co. LLC WAMB6YERMS70XFZUJ0Y219	.06/21/2021	.06/23/2032	1	32,081,218	1.509300 23-JUN-2032	665	0	(98,184)	2,536,737		2,536,737	2,274,681	0	(15)	0	513,258		0002	
CL INTEREST RATE SWAP, REC 3ML, PAY SOFRRATE.USD	Cash flow hedge mortgage derivative Products	D-1	INTEREST RISK	LCH. Clearnet LLC/Morgan Stanley & Co. LLC WAMB6YERMS70XFZUJ0Y219	.06/21/2021	.06/23/2032	1	33,685,279	1.510800 23-JUN-2032	(6,151)	0	(103,219)	2,658,957		2,658,957	2,388,607	0	138	0	538,921		0002	
CL INTEREST RATE SWAP, REC 3ML, PAY SOFRRATE.USD	Cash flow hedge mortgage derivative Products	D-1	INTEREST RISK	LCH. Clearnet LLC/Morgan Stanley & Co. LLC WAMB6YERMS70XFZUJ0Y219	.06/22/2021	.06/23/2032	1	28,071,066	1.510700 23-JUN-2032	3,324	0	(86,009)	2,216,054		2,216,054	1,990,676	0	(74)	0	449,101		0002	
CL INTEREST RATE SWAP, REC SOFRRATE.USD, PAY 3ML	Cash flow hedge mortgage derivative Products	D-1	INTEREST RISK	LCH. Clearnet LLC/Morgan Stanley & Co. LLC WAMB6YERMS70XFZUJ0Y219	.11/01/2021	.11/03/2031	1	118,750,000	1.574000 03-NOV-2031	0	0	396,213	(8,143,493)		(8,143,493)	(8,154,357)	0	0	0	1,839,667		0002	

E06.8

STATEMENT AS OF MARCH 31, 2022 OF THE VOYA RETIREMENT INSURANCE AND ANNUITY COMPANY

SCHEDULE DB - PART A - SECTION 1

Showing all Options, Caps, Floors, Collars, Swaps and Forwards Open as of Current Statement Date

1	2	3	4	5	6	7	8	9	10	11	12	13	14	15	16	17	18	19	20	21	22	23	
Description	Description of Item(s) Hedged, Used for Income Generation or Replicated	Schedule/ Exhibit Identifier	Type(s) of Risk(s) (a)	Exchange, Counterparty or Central Clearinghouse	Trade Date	Date of Maturity or Expiration	Number of Contracts	Notional Amount	Strike Price, Rate or Index Received (Paid)	Cumulative Prior Year(s) Initial Cost of Un-discounted Premium (Received) Paid	Current Year Initial Cost of Un-discounted Premium (Received) Paid	Current Year Income	Book/ Adjusted Carrying Value	Code	Fair Value	Unrealized Valuation Increase/ (Decrease)	Total Foreign Exchange Change in B./A.C.V.	Current Year's (Amortization)/ Accretion	Adjustment to Carrying Value of Hedged Item	Potential Exposure	Credit Quality of Reference Entity	Hedge Effectiveness at Inception and at Quarter-end (b)	
CL INTEREST RATE SWAP, REC SOFRRATE.USD, PAY 3ML	Cash flow hedge mortgage derivative Products	D-1	INTEREST RISK	LCH. Clearnet LLC/Morgan Stanley & Co. LLC WAM6YERMS70XFZU0Y219	11/02/2021	11/04/2031	1	11,875,000	SWP: USD 1.572170 04-NOV-2031	0	0	39,430	(816,421)		(816,421)	(815,270)	0	0	0	183,993	0002		
CL INTEREST RATE SWAP, REC SOFRRATE.USD, PAY 3ML	Cash flow hedge mortgage derivative Products	D-1	INTEREST RISK	LCH. Clearnet LLC/Morgan Stanley & Co. LLC WAM6YERMS70XFZU0Y219	11/03/2021	11/05/2031	1	48,981,000	SWP: USD 1.632440 05-NOV-2031	0	0	170,580	(3,113,583)		(3,113,583)	(3,380,887)	0	0	0	759,027	0002		
CL INTEREST RATE SWAP, REC SOFRRATE.USD, PAY 3ML	Cash flow hedge mortgage derivative Products	D-1	INTEREST RISK	LCH. Clearnet LLC/Morgan Stanley & Co. LLC WAM6YERMS70XFZU0Y219	11/04/2021	11/08/2031	1	117,000,000	SWP: USD 1.569300 08-NOV-2031	0	0	385,082	(8,080,186)		(8,080,186)	(8,033,869)	0	0	0	1,813,849	0002		
CL INTEREST RATE SWAP, REC SOFRRATE.USD, PAY 3ML	Cash flow hedge mortgage derivative Products	D-1	INTEREST RISK	LCH. Clearnet LLC/Morgan Stanley & Co. LLC WAM6YERMS70XFZU0Y219	11/08/2021	11/10/2031	1	115,400,000	SWP: USD 1.512100 10-NOV-2031	0	0	360,157	(8,537,858)		(8,537,858)	(7,880,701)	0	0	0	1,789,554	0002		
CL INTEREST RATE SWAP, REC SOFRRATE.USD, PAY 3ML	Cash flow hedge mortgage derivative Products	D-1	INTEREST RISK	LCH. Clearnet LLC/Morgan Stanley & Co. LLC WAM6YERMS70XFZU0Y219	11/15/2021	11/17/2031	1	91,000,000	SWP: USD 1.661800 17-NOV-2031	0	0	309,127	(5,567,007)		(5,567,007)	(6,309,753)	0	0	0	1,412,579	0002		
CL INTEREST RATE SWAP, REC SOFRRATE.USD, PAY 3ML	Cash flow hedge mortgage derivative Products	D-1	INTEREST RISK	LCH. Clearnet LLC/Morgan Stanley & Co. LLC WAM6YERMS70XFZU0Y219	12/07/2021	11/15/2031	1	60,000,000	SWP: USD 1.551920 15-NOV-2031	0	0	183,323	(4,245,946)		(4,245,946)	(4,121,742)	0	0	0	931,106	0002		
CL INTEREST RATE SWAP, REC SOFRRATE.USD, PAY SOFRRATE.USD	Cash flow hedge mortgage derivative Products	D-1	INTEREST RISK	LCH. Clearnet LLC/Morgan Stanley & Co. LLC WAM6YERMS70XFZU0Y219	03/31/2022	06/23/2031	1	700,000,000	FSWP: OIS 2.139300 23-JUN-2031	0	0	0	102,071		102,071	102,071	0	0	0	10,636,555	0002		
CL INTEREST RATE SWAP, REC SOFRRATE.USD, PAY SOFRRATE.USD	Cash flow hedge mortgage derivative Products	D-1	INTEREST RISK	LCH. Clearnet LLC/Morgan Stanley & Co. LLC WAM6YERMS70XFZU0Y219	03/31/2022	12/15/2024	1	190,000,000	FSWP: OIS 2.309200 15-DEC-2024	0	0	0	(80,223)		(80,223)	(80,223)	0	0	0	1,564,569	0002		
CL INTEREST RATE SWAP, REC SOFRRATE.USD, PAY SOFRRATE.USD	Cash flow hedge mortgage derivative Products	D-1	INTEREST RISK	LCH. Clearnet LLC/Morgan Stanley & Co. LLC WAM6YERMS70XFZU0Y219	03/31/2022	05/21/2027	1	96,000,000	SWP: OIS 2.194100 21-MAY-2027	0	0	0	(55,134)		(55,134)	(55,134)	0	0	0	1,088,496	0002		
1119999999. Subtotal - Swaps - Hedging Other - Interest Rate										(494,373)	0	12,580,772	132,134,947	XXX	132,134,947	(56,893,544)	0	19,423	0	94,262,956	XXX	XXX	
CDS BUY, SCDS: (BLL)	Credit Hedge	D-1	CREDIT RISK	Goldman Sachs International W22LROWP21HZNB6K528	05/28/2020	12/20/2023	1	200,000	SCDS: (BLL)	(3,286)	0	(500)	(1,137)		(1,137)	766	0	227	0	0	1	0003	
CDS BUY, SCDS: (BLL)	Credit Hedge	D-1	CREDIT RISK	Goldman Sachs International W22LROWP21HZNB6K528	05/28/2020	12/20/2023	1	300,000	SCDS: (BLL)	(4,930)	0	(750)	(1,706)		(1,706)	1,149	0	341	0	0	1	0003	
CL CDS BUY, ICE: (BATSLN)	Credit Hedge	D-1	CREDIT RISK	Intercontinental Exchange Holdings, Inc./Morgan Stanley & Co. LLC 549300R41G1TWPZT5U32	05/19/2020	06/20/2025	1	6,000,000	ICE: (BATSLN)	(252,706)	0	(14,969)	(121,728)		(121,728)	41,117	0	12,241	0	0	1	0003	
CL CDS BUY, ICE: (LEN)	Credit Hedge	D-1	CREDIT RISK	Intercontinental Exchange Holdings, Inc./Morgan Stanley & Co. LLC 549300R41G1TWPZT5U32	05/28/2020	12/20/2022	1	2,500,000	ICE: (LEN)	(279,101)	0	(31,228)	(83,276)		(83,276)	6,225	0	26,837	0	0	1	0003	
CL CDS BUY, ICE: (DHI)	Credit Hedge	D-1	CREDIT RISK	Intercontinental Exchange Holdings, Inc./Morgan Stanley & Co. LLC 549300R41G1TWPZT5U32	05/28/2020	09/20/2022	1	2,500,000	ICE: (DHI)	(42,398)	0	(6,247)	(9,884)		(9,884)	2,368	0	4,516	0	0	1	0003	
CL CDS BUY, ICE: (IR)	Credit Hedge	D-1	CREDIT RISK	Intercontinental Exchange Holdings, Inc./Morgan Stanley & Co. LLC 549300R41G1TWPZT5U32	06/03/2020	06/20/2023	1	2,000,000	ICE: (IR)	(56,421)	0	(4,994)	(23,189)		(23,189)	156	0	4,566	0	0	1	0003	
1129999999. Subtotal - Swaps - Hedging Other - Credit Default										(638,842)	0	(58,688)	(240,920)	XXX	(240,920)	51,781	0	48,728	0	0	XXX	XXX	
TRS, TRSWAP: 20YR 1.875 15-FEB-41	Stable Value Products	Exhibit 5	INTEREST RISK	Goldman Sachs International W22LROWP21HZNB6K528	01/21/2022	04/25/2022	1	205,000,000	REC VARIABLE/PAY VARIABLE	0	0	774,296	(14,840,589)		(14,840,589)	(14,840,589)	0	0	0	268,255	0001		
TRS, TRSWAP: 20YR 1.875 15-FEB-41	Stable Value Products	Exhibit 5	INTEREST RISK	Goldman Sachs International W22LROWP21HZNB6K528	03/28/2022	04/25/2022	1	110,000,000	REC VARIABLE/PAY VARIABLE	0	0	(18,608)	(2,248,599)		(2,248,599)	(2,248,599)	0	0	0	143,942	0001		
1149999999. Subtotal - Swaps - Hedging Other - Total Return										0	0	755,688	(17,089,188)	XXX	(17,089,188)	(17,089,188)	0	0	0	412,197	XXX	XXX	
1169999999. Subtotal - Swaps - Hedging Other										(1,133,215)	0	13,277,772	114,804,839	XXX	114,804,839	(73,930,951)	0	68,151	0	94,675,153	XXX	XXX	

E06.9

STATEMENT AS OF MARCH 31, 2022 OF THE VOYA RETIREMENT INSURANCE AND ANNUITY COMPANY

SCHEDULE DB - PART A - SECTION 1

Showing all Options, Caps, Floors, Collars, Swaps and Forwards Open as of Current Statement Date

1	2	3	4	5	6	7	8	9	10	11	12	13	14	15	16	17	18	19	20	21	22	23
Description	Description of Item(s) Hedged, Used for Income Generation or Replicated	Schedule/ Exhibit Identifier	Type(s) of Risk(s) (a)	Exchange, Counterparty or Central Clearinghouse	Trade Date	Date of Maturity or Expiration	Number of Contracts	Notional Amount	Strike Price, Rate or Index Received (Paid)	Cumulative Prior Year(s) Initial Cost of Un-discounted Premium (Received) Paid	Current Year Initial Cost of Un-discounted Premium (Received) Paid	Current Year Income	Book/ Adjusted Carrying Value	Code	Fair Value	Unrealized Valuation Increase/ (Decrease)	Total Foreign Exchange Change in B./A.C.V.	Current Year's (Amortization)/ Accretion	Adjustment to Carrying Value of Hedged Item	Potential Exposure	Credit Quality of Reference Entity	Hedge Effectiveness at Inception and at Quarter-end (b)
CDS SELL, CDS: (CMBX.NA.11.AAA)	CDS: (CMBX.NA.11.AAA)	DB-C	CREDIT RISK	Morgan Stanley Capital Services LLC 17331LVCZKQKX5T7XV54	12/06/2018	11/18/2054	1	5,000,000	CDS: (CMBX.NA.11.AAA) (80,355)	0	6,250	(72,961)		22,431	0	0	551	0	5,000,000	1	0003	
CDS SELL, CDS: (CMBX.NA.13.AAA)	CDS: (CMBX.NA.13.AAA)	DB-C	CREDIT RISK	Morgan Stanley Capital Services LLC 17331LVCZKQKX5T7XV54	03/10/2020	12/16/2072	1	5,000,000	CDS: (CMBX.NA.13.AAA) (188,818)	0	6,250	(147,267)		(6,069)	0	0	4,960	0	5,000,000	1	0003	
CDS SELL, CDS: (CMBX.NA.13.AAA)	CDS: (CMBX.NA.13.AAA)	DB-C	CREDIT RISK	Morgan Stanley Capital Services LLC 17331LVCZKQKX5T7XV54	03/12/2020	12/16/2072	1	10,000,000	CDS: (CMBX.NA.13.AAA) (531,201)	0	12,500	(414,603)		(12,139)	0	0	14,012	0	10,000,000	1	0003	
CDS SELL, CDS: (CMBX.NA.13.AAA)	CDS: (CMBX.NA.13.AAA)	DB-C	CREDIT RISK	Morgan Stanley Capital Services LLC 17331LVCZKQKX5T7XV54	03/16/2020	12/16/2072	1	10,000,000	CDS: (CMBX.NA.13.AAA) (605,858)	0	12,500	(473,551)		(12,139)	0	0	15,984	0	10,000,000	1	0003	
CDS SELL, CDS: (CMBX.NA.13.AAA)	CDS: (CMBX.NA.13.AAA)	DB-C	CREDIT RISK	Morgan Stanley Capital Services LLC 17331LVCZKQKX5T7XV54	03/18/2020	12/16/2072	1	7,000,000	CDS: (CMBX.NA.13.AAA) (524,019)	0	8,750	(409,877)		(8,498)	0	0	13,827	0	7,000,000	1	0003	
CDS SELL, CDS: (CMBX.NA.13.AAA)	CDS: (CMBX.NA.13.AAA)	DB-C	CREDIT RISK	Morgan Stanley Capital Services LLC 17331LVCZKQKX5T7XV54	03/24/2020	12/16/2072	1	5,000,000	CDS: (CMBX.NA.13.AAA) (414,553)	0	6,250	(324,953)		(6,069)	0	0	10,942	0	5,000,000	1	0003	
CDS SELL, CDS: (CMBX.NA.8.AA)	CDS: (CMBX.NA.8.AA)	DB-C	CREDIT RISK	CITIGROUP GLOBAL MARKETS INC. MBNUM2BPD07JBLYG310	02/17/2021	10/17/2057	1	40,000,000	CDS: (CMBX.NA.8.AA) (100,000)	0	150,000	(69,948)		170,333	0	0	7,127	0	40,000,000	1	0003	
CDS SELL, CDS: (CMBX.NA.8.AA)	CDS: (CMBX.NA.8.AA)	DB-C	CREDIT RISK	CITIGROUP GLOBAL MARKETS INC. MBNUM2BPD07JBLYG310	03/16/2021	10/17/2057	1	10,000,000	CDS: (CMBX.NA.8.AA) 17,297	0	37,500	12,256		42,583	0	0	(1,235)	0	10,000,000	1	0003	
CDS SELL, CDS: (CMBX.NA.15.AAA)	CDS: (CMBX.NA.15.AAA)	DB-C	CREDIT RISK	JP MORGAN SECURITIES LLC 0K3MKCDYPD4NN6DQK18	01/25/2022	11/18/2064	1	20,000,000	CDS: (CMBX.NA.15.AAA) 0	(169,624)	18,333	(166,339)		(200,605)	0	0	3,285	0	20,000,000	1	0003	
CDS SELL, CDS: (CMBX.NA.15.AAA)	CDS: (CMBX.NA.15.AAA)	DB-C	CREDIT RISK	JP MORGAN SECURITIES LLC 0K3MKCDYPD4NN6DQK18	01/25/2022	11/18/2064	1	20,000,000	CDS: (CMBX.NA.15.AAA) 0	(169,624)	18,333	(166,339)		(200,605)	0	0	3,285	0	20,000,000	1	0003	
1189999999. Subtotal - Swaps - Replication - Credit Default										(2,427,507)	(339,248)	276,666	(2,233,582)	XXX	(210,777)	0	0	72,758	0	132,000,000	XXX	XXX
1229999999. Subtotal - Swaps - Replication										(2,427,507)	(339,248)	276,666	(2,233,582)	XXX	(210,777)	0	0	72,758	0	132,000,000	XXX	XXX
1289999999. Subtotal - Swaps - Income Generation										0	0	0	0	XXX	0	0	0	0	0	0	XXX	XXX
1349999999. Subtotal - Swaps - Other										0	0	0	0	XXX	0	0	0	0	0	0	XXX	XXX
1359999999. Total Swaps - Interest Rate										(494,373)	0	8,605,002	132,134,947	XXX	114,963,721	(56,893,544)	0	19,423	0	114,452,572	XXX	XXX
1369999999. Total Swaps - Credit Default										(3,066,349)	(339,248)	217,978	(2,474,502)	XXX	(451,697)	51,781	0	121,486	0	132,000,000	XXX	XXX
1379999999. Total Swaps - Foreign Exchange										(6,676,854)	(196,200)	1,956,877	(9,435,868)	XXX	3,416,322	0	12,321,306	0	6,561,116	XXX	XXX	
1389999999. Total Swaps - Total Return										0	0	755,688	(17,089,188)	XXX	(17,089,188)	(17,089,188)	0	0	0	412,197	XXX	XXX
1399999999. Total Swaps - Other										0	0	0	0	XXX	0	0	0	0	0	0	XXX	XXX
1409999999. Total Swaps										(10,237,576)	(535,448)	11,535,545	103,135,389	XXX	100,839,158	(73,930,951)	12,321,306	140,909	0	253,425,885	XXX	XXX
CURRENCY FORWARD, EUR/USD	Foreign Currency Hedge - Limited Partnerships/Alte	BA	Currency	Morgan Stanley Capital Services LLC 17331LVCZKQKX5T7XV54	01/19/2022	04/26/2022	1	14,496,571	EUR/USD	0	0	0	338,790		338,790	27,212	311,578	0	0	19,345	0004	
CURRENCY FORWARD, GBP/USD	Foreign Currency Hedge - Limited Partnerships/Alte	BA	Currency	Morgan Stanley Capital Services LLC 17331LVCZKQKX5T7XV54	03/15/2022	04/20/2022	1	6,401,416	GBP/USD	0	0	0	(40,788)		(40,788)	9,381	(50,169)	0	0	7,492	0004	
CURRENCY FORWARD, GBP/USD	Foreign Currency Hedge - Limited Partnerships/Alte	BA	Currency	Societe Generale 02RNE81BXP4R0TD8PU41	03/17/2022	03/18/2027	1	18,808,384	GBP/USD	0	0	0	308,728		308,728	62,882	245,846	0	0	209,592	0004	
CURRENCY FORWARD, GBP/USD	Foreign Currency Hedge - Limited Partnerships/Alte	BA	Currency	Societe Generale 02RNE81BXP4R0TD8PU41	03/17/2022	12/18/2026	1	1,038,848	GBP/USD	0	0	0	15,513		15,513	3,545	11,968	0	0	11,285	0004	
CURRENCY FORWARD, GBP/USD	Foreign Currency Hedge - Limited Partnerships/Alte	BA	Currency	Societe Generale 02RNE81BXP4R0TD8PU41	03/17/2022	09/18/2026	1	1,053,274	GBP/USD	0	0	0	14,462		14,462	3,615	10,847	0	0	11,136	0004	
CURRENCY FORWARD, GBP/USD	Foreign Currency Hedge - Limited Partnerships/Alte	BA	Currency	Societe Generale 02RNE81BXP4R0TD8PU41	03/17/2022	06/18/2026	1	1,064,196	GBP/USD	0	0	0	13,382		13,382	3,654	9,728	0	0	10,930	0004	

EOG-10

STATEMENT AS OF MARCH 31, 2022 OF THE VOYA RETIREMENT INSURANCE AND ANNUITY COMPANY

SCHEDULE DB - PART A - SECTION 1

Showing all Options, Caps, Floors, Collars, Swaps and Forwards Open as of Current Statement Date

1	2	3	4	5	6	7	8	9	10	11	12	13	14	15	16	17	18	19	20	21	22	23
Description	Description of Item(s) Hedged, Used for Income Generation or Replicated	Schedule/ Exhibit Identifier	Type(s) of Risk(s) (a)	Exchange, Counterparty or Central Clearinghouse	Trade Date	Date of Maturity or Expiration	Number of Contracts	Notional Amount	Strike Price, Rate or Index Received (Paid)	Cumulative Prior Year(s) Initial Cost of Un-discounted Premium (Received) Paid	Current Year Initial Cost of Un-discounted Premium (Received) Paid	Current Year Income	Book/ Adjusted Carrying Value	Code	Fair Value	Unrealized Valuation Increase/ (Decrease)	Total Foreign Exchange Change in B./A.C.V.	Current Year's (Amortization)/ Accretion	Adjustment to Carrying Value of Hedged Item	Potential Exposure	Credit Quality of Reference Entity	Hedge Effectiveness at Inception and at Quarter-end (b)
CURRENCY FORWARD, GBP/USD	Foreign Currency Hedge - Limited Partnerships/Alte	BA	Currency	Societe Generale ... 02RNE81BXP4R0TD8PU41	03/17/2022	03/18/2026	1	1,067,231	GBP/USD	0	0	0	12,177		12,177	3,655	8,522	0	0	10,628	0004	
CURRENCY FORWARD, GBP/USD	Foreign Currency Hedge - Limited Partnerships/Alte	BA	Currency	Societe Generale ... 02RNE81BXP4R0TD8PU41	03/17/2022	12/18/2025	1	1,082,019	GBP/USD	0	0	0	11,178		11,178	3,677	7,501	0	0	10,435	0004	
CURRENCY FORWARD, GBP/USD	Foreign Currency Hedge - Limited Partnerships/Alte	BA	Currency	Societe Generale ... 02RNE81BXP4R0TD8PU41	03/17/2022	09/18/2025	1	1,097,060	GBP/USD	0	0	0	10,156		10,156	3,686	6,470	0	0	10,220	0004	
CURRENCY FORWARD, GBP/USD	Foreign Currency Hedge - Limited Partnerships/Alte	BA	Currency	Societe Generale ... 02RNE81BXP4R0TD8PU41	03/17/2022	06/18/2025	1	1,108,211	GBP/USD	0	0	0	9,234		9,234	3,653	5,581	0	0	9,942	0004	
CURRENCY FORWARD, GBP/USD	Foreign Currency Hedge - Limited Partnerships/Alte	BA	Currency	JPMORGAN CHASE BANK, N.A. ... 7H6GLXDRUGGFU57RNE97	03/17/2022	03/18/2025	1	1,110,854	GBP/USD	0	0	0	8,583		8,583	3,553	5,030	0	0	9,567	0004	
CURRENCY FORWARD, GBP/USD	Foreign Currency Hedge - Limited Partnerships/Alte	BA	Currency	Societe Generale ... 02RNE81BXP4R0TD8PU41	03/17/2022	12/18/2024	1	1,125,770	GBP/USD	0	0	0	7,162		7,162	3,548	3,613	0	0	9,284	0004	
CURRENCY FORWARD, GBP/USD	Foreign Currency Hedge - Limited Partnerships/Alte	BA	Currency	JPMORGAN CHASE BANK, N.A. ... 7H6GLXDRUGGFU57RNE97	03/17/2022	09/18/2024	1	1,141,404	GBP/USD	0	0	0	6,147		6,147	3,495	2,651	0	0	8,972	0004	
CURRENCY FORWARD, GBP/USD	Foreign Currency Hedge - Limited Partnerships/Alte	BA	Currency	JPMORGAN CHASE BANK, N.A. ... 7H6GLXDRUGGFU57RNE97	03/17/2022	06/18/2024	1	1,152,703	GBP/USD	0	0	0	5,308		5,308	3,398	1,910	0	0	8,586	0004	
CURRENCY FORWARD, GBP/USD	Foreign Currency Hedge - Limited Partnerships/Alte	BA	Currency	JPMORGAN CHASE BANK, N.A. ... 7H6GLXDRUGGFU57RNE97	03/17/2022	03/18/2024	1	726,844	GBP/USD	0	0	0	2,775		2,775	2,052	723	0	0	5,097	0004	
CURRENCY FORWARD, GBP/USD	Foreign Currency Hedge - Limited Partnerships/Alte	BA	Currency	JPMORGAN CHASE BANK, N.A. ... 7H6GLXDRUGGFU57RNE97	03/17/2022	12/18/2023	1	731,099	GBP/USD	0	0	0	2,183		2,183	1,968	215	0	0	4,791	0004	
CURRENCY FORWARD, GBP/USD	Foreign Currency Hedge - Limited Partnerships/Alte	BA	Currency	JPMORGAN CHASE BANK, N.A. ... 7H6GLXDRUGGFU57RNE97	03/17/2022	09/18/2023	1	730,479	GBP/USD	0	0	0	1,662		1,662	1,859	(196)	0	0	4,426	0004	
CURRENCY FORWARD, GBP/USD	Foreign Currency Hedge - Limited Partnerships/Alte	BA	Currency	JPMORGAN CHASE BANK, N.A. ... 7H6GLXDRUGGFU57RNE97	03/17/2022	06/20/2023	1	744,956	GBP/USD	0	0	0	1,293		1,293	1,776	(482)	0	0	4,117	0004	
CURRENCY FORWARD, GBP/USD	Foreign Currency Hedge - Limited Partnerships/Alte	BA	Currency	Morgan Stanley Capital Services LLC ... 17331LVCZKQKXST7XV54	03/17/2022	03/20/2023	1	744,545	GBP/USD	0	0	0	1,012		1,012	1,643	(631)	0	0	3,666	0004	
CURRENCY FORWARD, GBP/USD	Foreign Currency Hedge - Limited Partnerships/Alte	BA	Currency	BNP Paribas ... ROMUWFFU8MIPR08K5P83	03/17/2022	12/19/2022	1	749,166	GBP/USD	0	0	0	744		744	1,518	(774)	0	0	3,180	0004	
CURRENCY FORWARD, GBP/USD	Foreign Currency Hedge - Limited Partnerships/Alte	BA	Currency	JPMORGAN CHASE BANK, N.A. ... 7H6GLXDRUGGFU57RNE97	03/17/2022	09/19/2022	1	749,181	GBP/USD	0	0	0	1,034		1,034	1,375	(341)	0	0	2,571	0004	
CURRENCY FORWARD, GBP/USD	Foreign Currency Hedge - Limited Partnerships/Alte	BA	Currency	JPMORGAN CHASE BANK, N.A. ... 7H6GLXDRUGGFU57RNE97	03/17/2022	06/21/2022	1	780,641	GBP/USD	0	0	0	1,518		1,518	1,286	233	0	0	1,850	0004	
1439999999. Subtotal - Forwards - Hedging Other										0	0	0	732,253	XXX	732,253	152,431	579,823	0	0	377,112	XXX	XXX
1479999999. Subtotal - Forwards										0	0	0	732,253	XXX	732,253	152,431	579,823	0	0	377,112	XXX	XXX
1509999999. Subtotal - SSAP No. 108 Adjustments										0	0	0	0	XXX	0	0	0	0	0	0	XXX	XXX
1689999999. Subtotal - Hedging Effective Excluding Variable Annuity Guarantees Under SSAP No.108										(6,676,854)	(196,200)	(2,018,893)	(9,435,868)	XXX	(13,754,904)	0	12,321,306	0	0	26,750,732	XXX	XXX
1699999999. Subtotal - Hedging Effective Variable Annuity Guarantees Under SSAP No.108										0	0	0	0	XXX	0	0	0	0	0	0	XXX	XXX
1709999999. Subtotal - Hedging Other										(1,133,215)	0	13,277,772	115,537,092	XXX	115,537,092	(73,778,520)	579,823	68,151	0	95,052,265	XXX	XXX
1719999999. Subtotal - Replication										(2,427,507)	(339,248)	276,666	(2,233,582)	XXX	(210,777)	0	0	72,758	0	132,000,000	XXX	XXX
1729999999. Subtotal - Income Generation										0	0	0	0	XXX	0	0	0	0	0	0	XXX	XXX

EOG-11

STATEMENT AS OF MARCH 31, 2022 OF THE VOYA RETIREMENT INSURANCE AND ANNUITY COMPANY

SCHEDULE DB - PART A - SECTION 1

Showing all Options, Caps, Floors, Collars, Swaps and Forwards Open as of Current Statement Date

1	2	3	4	5	6	7	8	9	10	11	12	13	14	15	16	17	18	19	20	21	22	23
Description	Description of Item(s) Hedged, Used for Income Generation or Replicated	Schedule/ Exhibit Identifier	Type(s) of Risk(s) (a)	Exchange, Counterparty or Central Clearinghouse	Trade Date	Date of Maturity or Expiration	Number of Contracts	Notional Amount	Strike Price, Rate or Index Received (Paid)	Cumulative Prior Year(s) Initial Cost of Un-discounted Premium (Received) Paid	Current Year Initial Cost of Un-discounted Premium (Received) Paid	Current Year Income	Book/ Adjusted Carrying Value	Code	Fair Value	Unrealized Valuation Increase/ (Decrease)	Total Foreign Exchange Change in B./A.C.V.	Current Year's (Amortization)/ Accretion	Adjustment to Carrying Value of Hedged Item	Potential Exposure	Credit Quality of Reference Entity	Hedge Effectiveness at Inception and at Quarter-end (b)
1739999999. Subtotal - Other										0	0	0	0	XXX	0	0	0	0	0	XXX	XXX	
1749999999. Subtotal - Adjustments for SSAP No. 108 Derivatives										0	0	0	0	XXX	0	0	0	0	0	0	XXX	XXX
1759999999 - Totals										(10,237,576)	(535,448)	11,535,545	103,867,642	XXX	101,571,411	(73,778,520)	12,901,129	140,909	0	253,802,997	XXX	XXX

(a)

Code	Description of Hedged Risk(s)

(b)

Code	Financial or Economic Impact of the Hedge at the End of the Reporting Period
0001	Economic hedge of liability products
0002	Economic hedge of bond portfolio
0003	Reduce credit exposure
0004	Reduce currency exposure

STATEMENT AS OF MARCH 31, 2022 OF THE VOYA RETIREMENT INSURANCE AND ANNUITY COMPANY

SCHEDULE DB - PART B - SECTION 1

Futures Contracts Open as of the Current Statement Date

1	2	3	4	5	6	7	8	9	10	11	12	13	14	Highly Effective Hedges			18	19	20	21	22												
														15	16	17																	
Ticker Symbol	Number of Contracts	Notional Amount	Description	Description of Item(s) Hedged, Used for Income Generation or Replicated	Schedule/ Exhibit Identifier	Type(s) of Risk(s) (a)	Date of Maturity or Expiration	Exchange	Trade Date	Transaction Price	Reporting Date Price	Fair Value	Book/ Adjusted Carrying Value	Cumulative Variation Margin	Deferred Variation Margin	Change in Variation Margin Gain (Loss) Used to Adjust Basis of Hedged Item	Cumulative Variation Margin for All Other Hedges	Change in Variation Margin Gain (Loss) Recognized in Current Year	Potential Exposure	Hedge Effectiveness at Inception and at Quarter-end (b)	Value of One (1) Point												
157999999. Subtotal - Long Futures													0	0	0	0	0	0	0	0	0	0	0	0	0	0	0	0	0	0	0	0	
EDM2	316	316,000,000	EUROS 90 DAY JUN 22	Cash Flow Hedge-Mortgage Derivatives Products	D1	Interest Rate	06/13/2022	CME- Chicago Mercantile Exchange	08/13/2020	99.7743	98.4700	(3,950)	0	0	0	0	1,030,400	1,030,400	227,133	0003	2,500												
EDU2	316	316,000,000	EUROS 90 DAY SEP 22	Cash Flow Hedge-Mortgage Derivatives Products	D1	Interest Rate	09/19/2022	CME- Chicago Mercantile Exchange	08/13/2020	99.7573	97.8200	(23,700)	0	0	0	0	1,530,450	1,530,450	227,133	0003	2,500												
EDZ2	316	316,000,000	EUROS 90 DAY DEC 22	Cash Flow Hedge-Mortgage Derivatives Products	D1	Interest Rate	12/19/2022	CME- Chicago Mercantile Exchange	08/13/2020	99.7122	97.3400	(31,600)	0	0	0	0	1,874,000	1,874,000	227,133	0003	2,500												
EDH3	316	316,000,000	EUROS 90 DAY MAR 23	Cash Flow Hedge-Mortgage Derivatives Products	D1	Interest Rate	03/13/2023	CME- Chicago Mercantile Exchange	08/13/2020	99.7012	97.0400	(39,500)	0	0	0	0	2,102,350	2,102,350	227,133	0003	2,500												
EDM3	316	316,000,000	EUROS 90 DAY JUN 23	Cash Flow Hedge-Mortgage Derivatives Products	D1	Interest Rate	06/19/2023	CME- Chicago Mercantile Exchange	08/13/2020	99.6500	96.8700	(39,500)	0	0	0	0	2,196,200	2,196,200	227,133	0003	2,500												
EDU3	316	316,000,000	EUROS 90 DAY SEP 23	Cash Flow Hedge-Mortgage Derivatives Products	D1	Interest Rate	09/18/2023	CME- Chicago Mercantile Exchange	08/13/2020	99.5623	96.8800	(35,550)	0	0	0	0	2,119,050	2,119,050	227,133	0003	2,500												
EDZ3	128	128,000,000	EUROS 90 DAY DEC 23	Cash Flow Hedge-Mortgage Derivatives Products	D1	Interest Rate	12/18/2023	CME- Chicago Mercantile Exchange	01/29/2021	99.4000	96.9700	(12,800)	0	0	0	0	777,600	777,600	92,002	0003	2,500												
EDM2	1,600	1,600,000,000	EUROS 90 DAY JUN 22	Cash Flow Hedge-Mortgage Derivatives Products	D1	Interest Rate	06/13/2022	CME- Chicago Mercantile Exchange	06/21/2021	99.0599	98.4700	(1,801)	0	0	0	0	2,359,696	2,359,696	1,092,040	0003	2,500												
EDU2	845	845,000,000	EUROS 90 DAY SEP 22	Cash Flow Hedge-Mortgage Derivatives Products	D1	Interest Rate	09/19/2022	CME- Chicago Mercantile Exchange	03/31/2022	97.8150	97.8200	(12,683)	0	0	0	0	(10,563)	(10,563)	576,733	0003	2,500												
EDZ2	845	845,000,000	EUROS 90 DAY DEC 22	Cash Flow Hedge-Mortgage Derivatives Products	D1	Interest Rate	12/19/2022	CME- Chicago Mercantile Exchange	03/31/2022	97.3350	97.3400	(12,683)	0	0	0	0	(10,563)	(10,563)	576,733	0003	2,500												
EDH3	845	845,000,000	EUROS 90 DAY MAR 23	Cash Flow Hedge-Mortgage Derivatives Products	D1	Interest Rate	03/13/2023	CME- Chicago Mercantile Exchange	03/31/2022	97.0350	97.0400	(12,683)	0	0	0	0	(10,563)	(10,563)	576,733	0003	2,500												
EDM3	845	845,000,000	EUROS 90 DAY JUN 23	Cash Flow Hedge-Mortgage Derivatives Products	D1	Interest Rate	06/19/2023	CME- Chicago Mercantile Exchange	03/31/2022	96.8616	96.8700	(19,945)	0	0	0	0	(17,824)	(17,824)	576,733	0003	2,500												
EDU3	550	550,000,000	EUROS 90 DAY SEP 23	Cash Flow Hedge-Mortgage Derivatives Products	D1	Interest Rate	09/18/2023	CME- Chicago Mercantile Exchange	03/31/2022	96.8650	96.8800	(21,927)	0	0	0	0	(20,625)	(20,625)	375,389	0003	2,500												
EDZ3	550	550,000,000	EUROS 90 DAY DEC 23	Cash Flow Hedge-Mortgage Derivatives Products	D1	Interest Rate	12/18/2023	CME- Chicago Mercantile Exchange	03/31/2022	96.9603	96.9700	(14,778)	0	0	0	0	(13,397)	(13,397)	375,389	0003	2,500												
160999999. Subtotal - Short Futures - Hedging Other													(283,100)	0	0	0	0	13,906,211	13,906,211	5,604,550	XXX	XXX											
164999999. Subtotal - Short Futures													(283,100)	0	0	0	0	13,906,211	13,906,211	5,604,550	XXX	XXX											
167999999. Subtotal - SSAP No. 108 Adjustments													0	0	0	0	0	0	0	0	0	0	0	0	0	0	0	0	0	0			
168999999. Subtotal - Hedging Effective Excluding Variable Annuity Guarantees Under SSAP No.108													0	0	0	0	0	0	0	0	0	0	0	0	0	0	0	0	0	0	0		
169999999. Subtotal - Hedging Effective Variable Annuity Guarantees Under SSAP No.108													0	0	0	0	0	0	0	0	0	0	0	0	0	0	0	0	0	0	0	0	
170999999. Subtotal - Hedging Other													(283,100)	0	0	0	0	0	13,906,211	13,906,211	5,604,550	XXX	XXX										
171999999. Subtotal - Replication													0	0	0	0	0	0	0	0	0	0	0	0	0	0	0	0	0	0	0	0	
172999999. Subtotal - Income Generation													0	0	0	0	0	0	0	0	0	0	0	0	0	0	0	0	0	0	0	0	0
173999999. Subtotal - Other													0	0	0	0	0	0	0	0	0	0	0	0	0	0	0	0	0	0	0	0	0
174999999. Subtotal - Adjustments for SSAP No. 108 Derivatives													0	0	0	0	0	0	0	0	0	0	0	0	0	0	0	0	0	0	0	0	0
175999999 - Totals													(283,100)	0	0	0	0	0	13,906,211	13,906,211	5,604,550	XXX	XXX										

E07

STATEMENT AS OF MARCH 31, 2022 OF THE VOYA RETIREMENT INSURANCE AND ANNUITY COMPANY

Broker Name	Beginning Cash Balance	Cumulative Cash Change	Ending Cash Balance
Total Net Cash Deposits			

NONE

(a)

Code	Description of Hedged Risk(s)

(b)

Code	Financial or Economic Impact of the Hedge at the End of the Reporting Period
0003	Economic hedge of bond portfolio

STATEMENT AS OF MARCH 31, 2022 OF THE VOYA RETIREMENT INSURANCE AND ANNUITY COMPANY

SCHEDULE DB - PART D - SECTION 1

Counterparty Exposure for Derivative Instruments Open as of Current Statement Date

1 Description of Exchange, Counterparty or Central Clearinghouse	2 Master Agreement (Y or N)	3 Credit Support Annex (Y or N)	Counterparty Offset		Book/Adjusted Carrying Value			Fair Value			12 Potential Exposure	13 Off-Balance Sheet Exposure	
			4 Fair Value of Acceptable Collateral	5 Present Value of Financing Premium	6 Contracts With Book/Adjusted Carrying Value >0	7 Contracts With Book/Adjusted Carrying Value <0	8 Exposure Net of Collateral	9 Contracts With Fair Value >0	10 Contracts With Fair Value <0	11 Exposure Net of Collateral			
0199999999 - Aggregate Sum of Exchange Traded Derivatives			XXX	XXX	XXX	0	0	0	0	(283,100)	0	5,604,550	5,604,550
Barclays Bank, PLC	Y	Y	1,200,000	0	0	(101,675)	0	0	1,018,450	0	0	373,053	0
BNP Paribas	Y	Y	0	0	121,054	(1,202,525)	0	0	172,245	(626,796)	0	441,383	0
Citibank, N.A.	Y	Y	3,472,875	0	4,417,767	(6,889,443)	0	0	8,405,766	(5,280,864)	0	3,126,188	0
CITIGROUP GLOBAL MARKETS INC.	Y	Y	200,000	0	0	(69,948)	0	0	212,917	0	12,917	50,000,000	49,742,308
CREDIT AGRICOLE CORPORATE & INVESTMENT BANK	Y	Y	0	0	0	(250,750)	0	0	0	(107,962)	0	65,026	0
Goldman Sachs International	Y	Y	0	0	0	(23,378,226)	0	0	1,180,383	(21,922,307)	0	1,739,163	0
JP MORGAN SECURITIES LLC	Y	Y	0	0	0	(332,677)	0	0	0	(401,210)	0	40,000,000	39,667,322
JP MORGAN CHASE BANK, N.A.	Y	Y	0	0	30,505	0	30,505	30,505	30,505	0	30,505	49,978	49,978
Morgan Stanley Capital Services LLC	Y	Y	0	0	339,802	(2,780,691)	0	0	362,233	(643,200)	0	42,389,427	39,948,538
Societe Generale	Y	Y	1,470,000	0	668,907	0	0	0	2,117,648	0	647,648	641,328	0
Wells Fargo Bank, N.A.	Y	Y	2,852,827	0	1,386,415	0	0	0	2,327,955	0	0	524,877	0
0299999999 - Total NAIC 1 Designation			9,195,702	0	6,976,706	(35,005,935)	30,505	15,828,102	(28,982,339)	691,070	139,350,423	129,408,146	
0899999999 - Aggregate Sum of Central Clearinghouses (Excluding Exchange Traded)			124,566,807	0	298,665,631	(166,768,760)	7,330,064	298,742,597	(184,016,949)	0	114,452,574	114,452,574	
0999999999 - Gross Totals			133,762,509	0	305,642,337	(201,774,695)	7,360,569	314,570,699	(213,282,388)	691,070	259,407,547	249,465,270	
1. Offset per SSAP No. 64					0	0							
2. Net after right of offset per SSAP No. 64					305,642,337	(201,774,695)							

STATEMENT AS OF MARCH 31, 2022 OF THE VOYA RETIREMENT INSURANCE AND ANNUITY COMPANY

SCHEDULE DB - PART D - SECTION 2

Collateral for Derivative Instruments Open as of Current Statement Date

Collateral Pledged by Reporting Entity

1	2	3	4	5	6	7	8	9
Exchange, Counterparty or Central Clearinghouse	Type of Asset Pledged	CUSIP Identification	Description	Fair Value	Par Value	Book/Adjusted Carrying Value	Maturity Date	Type of Margin (I, V or IV)
BNP Paribas	TREASURY BOND	ROMUISFPU8MPROK5P83	Treasury Bond Coupon Rate: 4.5	567,176	442,000	510,794	05/15/2038	IV
GOLDMAN, SACHS & CO	TREASURY BOND	FOR8UP27PHTH1VLBN630	Treasury Bond Coupon Rate: 3.5	6,072,227	5,300,000	5,253,732	02/15/2039	I
Goldman Sachs International	TREASURY BOND	W22LROIW21HZNB6K528	Treasury Bond Coupon Rate: 4.5	23,655,850	18,435,000	21,304,283	05/15/2038	IV
Morgan Stanley Capital Services LLC	TREASURY BOND	17331LVCZKQKX5T7XV54	Treasury Bond Coupon Rate: 4.5	459,387	358,000	413,720	05/15/2038	IV
Morgan Stanley & Co. LLC	TREASURY BOND	9R7GPTSO7K3UJZQ078	Treasury Bond Coupon Rate: 4.5	3,208,008	2,500,000	2,889,108	05/15/2038	I
CME Group Inc./Morgan Stanley & Co. LLC	TREASURY BOND	LC27XYGSLJUHFXNXVD88	Treasury Bond Coupon Rate: 4.5	6,119	4,769	5,511	05/15/2038	I
Intercontinental Exchange Holdings, Inc./Morgan Stanley & Co. LLC	TREASURY BOND	549300R41G1TWPZT5U32	Treasury Bond Coupon Rate: 4.5	100,533	78,346	90,540	05/15/2038	I
LCH/Morgan Stanley & Co. LLC	TREASURY BOND	WAM6YERMS70XFZUJY219	Treasury Bond Coupon Rate: 4.5	71,413,956	55,652,886	64,314,881	05/15/2038	I
CME Group Inc./Morgan Stanley & Co. LLC	Cash	LC27XYGSLJUHFXNXVD88	CASH	15,518	15,518	15,518		V
Intercontinental Exchange Holdings, Inc./Morgan Stanley & Co. LLC	Cash	549300R41G1TWPZT5U32	CASH	254,932	254,932	254,932		V
LCH/Morgan Stanley & Co. LLC	Cash	WAM6YERMS70XFZUJY219	CASH	181,091,560	181,091,560	181,091,560		V
0199999999 - Total				286,845,265	264,133,010	276,144,578	XXX	XXX

Collateral Pledged to Reporting Entity

1	2	3	4	5	6	7	8	9
Exchange, Counterparty or Central Clearinghouse	Type of Asset Pledged	CUSIP Identification	Description	Fair Value	Par Value	Book/Adjusted Carrying Value	Maturity Date	Type of Margin (I, V or IV)
Barclays Bank, PLC	CASH	65GSEF7VJP5170UK5573	CASH	1,200,000	1,200,000	XXX		IV
CITIGROUP GLOBAL MARKETS INC.	CASH	MBNUM2BPBD07JBLYG310	CASH	200,000	200,000	XXX		IV
Citibank, N.A.	CASH	570DZVZ7FF32TWEFA76	CASH	3,472,875	3,472,875	XXX		IV
Societe Generale	CASH	02PNE8IBXP4ROTDBPL41	CASH	1,470,000	1,470,000	XXX		IV
Wells Fargo Bank, N.A.	TREASURY BOND	KB1H1DSPRFMYMCLJFYT09	Treasury Bond Coupon Rate: 2	2,852,827	3,544,000	XXX	05/20/2051	IV
CME Group Inc./Morgan Stanley & Co. LLC	CASH	LC27XYGSLJUHFXNXVD88	CASH	148,524,760	148,524,760	XXX		V
LCH/Morgan Stanley & Co. LLC	Cash	WAM6YERMS70XFZUJY219	CASH	157,404,056	157,404,056	XXX		V
0299999999 - Total				315,124,518	315,815,691	XXX	XXX	XXX

STATEMENT AS OF MARCH 31, 2022 OF THE VOYA RETIREMENT INSURANCE AND ANNUITY COMPANY

SCHEDULE DB - PART E

Derivatives Hedging Variable Annuity Guarantees as of Current Statement Date

This schedule is specific for the derivatives and the hedging programs captured in SSAP No. 108

CDHS		Hedged Item								Hedging Instruments								
1	2	3	4	5	6	7	8	9	10	11	12	13	14	15	16	17	18	19
Identifier	Description	Prior Fair Value in Full Contract Cash Flows Attributed to Interest Rates	Ending Fair Value in Full Contract Cash Flows Attributed to Interest Rates	Fair Value Gain (Loss) in Full Contract Cash Flows Attributed to Interest Rates (4-3)	Fair Value Gain (Loss) in Hedged Item Attributed to Hedged Risk	Current Year Increase (Decrease) in VM-21 Liability	Current Year Increase (Decrease) in VM-21 Liability Attributed to Interest Rates	Change in the Hedged Item Attributed to Hedged Risk Percentage (6/5)	Current Year Increase (Decrease) in VM-21 Liability Attributed to Hedged Risk (8*9)	Prior Deferred Balance	Current Year Fair Value Fluctuation of the Hedge Instruments	Current Year Natural Offset to VM-21 Liability	Hedging Instruments' Current Fair Value Fluctuation Not Attributed to Hedged Risk	Hedge Gain (Loss) in Current Year Deferred Adjustment [12-(13+14)]	Current Year Prescribed Deferred Amortization	Current Year Additional Deferred Amortization	Current Year Total Deferred Amortization (16+17)	Ending Deferred Balance (11+15+18)
NONE																		
Total									XXX									

STATEMENT AS OF MARCH 31, 2022 OF THE VOYA RETIREMENT INSURANCE AND ANNUITY COMPANY

SCHEDULE DL - PART 1
SECURITIES LENDING COLLATERAL ASSETS

Reinvested Collateral Assets Owned Current Statement Date

(Securities lending collateral assets reported in aggregate on Line 10 of the Assets page and not included on Schedules A, B, BA, D, DB and E)

1	2	3	4	5	6	7
CUSIP Identification	Description	Code	NAIC Designation, NAIC Designation Modifier and SVO Administrative Symbol	Fair Value	Book/Adjusted Carrying Value	Maturity Date
0109999999	Total - U.S. Government Bonds			0	0	XXX
0309999999	Total - All Other Government Bonds			0	0	XXX
0509999999	Total - U.S. States, Territories and Possessions Bonds			0	0	XXX
0709999999	Total - U.S. Political Subdivisions Bonds			0	0	XXX
0909999999	Total - U.S. Special Revenues Bonds			0	0	XXX
1109999999	Total - Industrial and Miscellaneous (Unaffiliated) Bonds			0	0	XXX
1309999999	Total - Hybrid Securities			0	0	XXX
1509999999	Total - Parent, Subsidiaries and Affiliates Bonds			0	0	XXX
1909999999	Subtotal - Unaffiliated Bank Loans			0	0	XXX
2419999999	Total - Issuer Obligations			0	0	XXX
2429999999	Total - Residential Mortgage-Backed Securities			0	0	XXX
2439999999	Total - Commercial Mortgage-Backed Securities			0	0	XXX
2449999999	Total - Other Loan-Backed and Structured Securities			0	0	XXX
2459999999	Total - SVO Identified Funds			0	0	XXX
2469999999	Total - Affiliated Bank Loans			0	0	XXX
2479999999	Total - Unaffiliated Bank Loans			0	0	XXX
2489999999	Total - Unaffiliated Certificates of Deposit			0	0	XXX
2509999999	Total Bonds			0	0	XXX
4109999999	Total - Preferred Stocks (Schedule D, Part 2, Section 1 type) - Industrial and Miscellaneous (Unaffiliated)			0	0	XXX
4409999999	Total - Preferred Stocks (Schedule D, Part 2, Section 1 type) - Parent, Subsidiaries and Affiliates			0	0	XXX
4509999999	Total - Preferred Stocks (Schedule D, Part 2, Section 1 type)			0	0	XXX
5109999999	Total - Common Stocks (Schedule D, Part 2, Section 2 type) - Industrial and Miscellaneous (Unaffiliated)			0	0	XXX
5409999999	Total - Common Stocks (Schedule D, Part 2, Section 2 type) - Mutual Funds			0	0	XXX
5609999999	Total - Common Stocks (Schedule D, Part 2, Section 2 type) - Unit Investment Trusts			0	0	XXX
5809999999	Total - Common Stocks (Schedule D, Part 2, Section 2 type) - Closed-End Funds			0	0	XXX
5979999999	Total - Common Stocks (Schedule D, Part 2, Section 2 type) - Parent, Subsidiaries and Affiliates			0	0	XXX
5989999999	Total - Common Stocks (Schedule D, Part 2, Section 2 type)			0	0	XXX
5999999999	Total - Preferred and Common Stocks			0	0	XXX
02417M-SK-2	ALPLCC 1ALPINE SECURITIZATION LLC ABCP - USD		1.G FE	7,419,454	7,422,962	05/09/2022
07606C-Z8-0	BYLANE NEW YORK BAYERISCHE LANDESBANK (NEW YORK) - USD		1.G FE	6,499,941	6,500,000	04/01/2022
19535C-6II-6	CCPV 1COLLAT CP V CO LLC ABCP 0.25% 0 - USD		1.G FE	4,971,314	4,973,653	05/10/2022
30552G-5E-6	FAIRHFAIRWAY FINANCE CO LLC ABCP 0.2 - USD		1.G FE	874,188	874,738	05/16/2022
53501H-RT-8	LMAUSALMA AMERICAS LLC ABCP 0.25% 05/ - USD		1.G FE	5,045,854	5,048,527	05/13/2022
60380T-YU-8	MTFG JP 66SINGAPOREMITSUBISHI UFJ TRUST AND BANK IN - USD		1.G FE	2,049,619	2,049,739	04/18/2022
60602Y-WQ-9	MIZUHO 38SINGAPOREMITZUHO BANK LTD (SINGAPORE) 42D - USD		1.G FE	1,248,844	1,249,543	05/18/2022
83050P-XT-1	SEBA_SS 1SKANDINAVISKA ENSKILDA 42D 0.18 - USD		1.G FE	1,649,701	1,649,856	04/18/2022
83565F-BT-8	SOCGENSOCIETE GENERALE 42D 0.22% 05/0 - USD		1.G FE	499,765	499,884	05/09/2022
91114W-K9-5	UOB SPUNTED OVERSEAS BANK LTD 42D 0 - USD		1.G FE	7,623,689	7,624,172	04/18/2022
05253M-PU-2	ANZ_AU1AUST & NZ BANKING GROUP - USD		1.D FE	3,570,418	3,569,988	09/06/2022
05253M-PY-4	ANZ_AU1AUST & NZ BANKING GROUP - USD		1.D FE	3,394,797	3,400,000	02/10/2023
05253M-PR-9	ANZ_AU1AUST & NZ BANKING GROUP 42DIB 0 - USD		1.D FE	474,806	475,000	07/14/2022
05253M-OB-3	ANZ_AU1AUST & NZ BANKING GROUP 42DIB 0 - USD		1.D FE	3,576,881	3,575,000	09/08/2022
05253M-PQ-1	ANZ_AU1AUST & NZ BANKING GROUP 42DIB 1 - USD		1.D FE	2,323,933	2,325,000	07/13/2022
06367C-LC-9	BMO_CN 18CHICAGOBANK OF MONTREAL (CHICAGO) - USD		1.C FE	4,095,875	4,100,000	09/15/2022
06367C-J2-4	BMO_CN 18CHICAGOBANK OF MONTREAL CHICAGO - USD		1.C FE	8,243,559	8,250,281	08/02/2022
06367C-MB-0	BMO_CN 18CHICAGOBANK OF MONTREAL CHICAGO - USD		1.C FE	1,173,568	1,175,000	10/04/2022
06367C-MH-7	BMO_CN 18CHICAGOBANK OF MONTREAL CHICAGO - USD		1.C FE	2,896,566	2,900,000	10/06/2022
06417M-SU-0	BNS_CN 18HOUSTONBANK OF NOVA SCOTIA (HOUSTON) C - USD		1.C FE	11,085,232	11,100,000	11/18/2022
06417L-RN-9	BNS_CN 1BANK OF NOVA SCOTIA 42DIB 0.68% - USD		1.C FE	1,500,000	1,500,000	10/03/2022
06742T-E9-3	BARC_LNBNEWYORKBARCLAYS BANK PLC (NEW YORK) - USD		1.E FE	1,198,889	1,200,000	07/12/2022
06742T-G6-7	BARC_LNBNEWYORKBARCLAYS BANK PLC NY - USD		1.E FE	5,492,813	5,500,000	08/03/2022
05586F-WG-8	BNP_FP8NEWYORKBNP PARIBAS (NEW YORK) - USD		1.D FE	249,921	250,000	07/11/2022
05586F-RY-5	BNP_FP8NEWYORKBNP PARIBAS NEW YORK - USD		1.D FE	8,291,051	8,300,000	09/09/2022
13606C-UA-0	CM_CN 18NEWYORKCANADIAN IMPERIAL BANK OF COMME - USD		1.C FE	7,596,662	7,600,386	07/01/2022
19424G-4G-4	CCPV 1COLLAT CP V CO LLC ABCP 0.27% - USD		1.G FE	4,495,524	4,500,000	08/25/2022
20272A-UA-6	CBA_AUCOMMONWEALTH BANK AUST 42DIB 0 - USD		1.D FE	274,650	275,000	09/29/2022
21684L-CM-2	RABO_NA 18NEWYORKCOOPERATIVE RABOBANK UA (NEW Y - USD		1.C FE	974,409	975,000	07/11/2022
21684L-DA-1	RABO_NA 18NEWYORKCOOPERATIVE RABOBANK UA (NEW Y - USD		1.C FE	3,025,406	3,025,000	08/16/2022
21684L-BY-7	RABO_NA 18NEWYORKCOOPERATIVE RABOBANK UA/NY - USD		1.C FE	7,991,336	8,000,000	09/02/2022
2332K4-ML-5	DNB_NO 1DNB BANK ASA - USD		1.C FE	3,527,971	3,525,000	09/07/2022
40433F-SU-4	HSBA_LN 7HSBC BANK PLC - USD		1.E FE	3,567,041	3,575,000	02/01/2023
40433R-MN-8	HSBC 7HSBC BANK USA NA CDI 0.29% 02/0 - USD		1.D FE	2,319,850	2,325,000	02/08/2023
60710R-TT-2	MIZUHO 38NEWYORKMIZUHO BANK LTD (NEW YORK) CDI - USD		1.E FE	7,167,015	7,175,000	08/10/2022
63254G-RS-6	NAB_AUNATIONAL AUSTRALIA BANK LTD 42D - USD		1.D FE	6,493,574	6,500,000	08/31/2022
63254G-RU-1	NAB_AUNATIONAL AUSTRALIA BANK LTD 42D - USD		1.D FE	6,493,078	6,500,000	09/07/2022
63254G-RZ-0	NAB_AUNATIONAL AUSTRALIA BANK LTD 42D - USD		1.D FE	2,197,484	2,200,000	09/14/2022
63307N-FT-9	NA_CN 1NATIONAL BANK OF CANADA 42DIB 0 - USD		1.D FE	6,994,302	7,000,000	08/09/2022
63873Q-SE-5	KNFP 18NEWYORKNATIXIS SA (NEW YORK) 01/11/202 - USD		1.E FE	3,644,478	3,650,000	01/11/2023
63873Q-SL-9	KNFP 18NEWYORKNATIXIS SA (NEW YORK) CDI 0.27% - USD		1.E FE	3,296,147	3,300,000	12/01/2022
78012U-JR-4	RY_CN 38NEWYORKROYAL BANK OF CANADA (NEW YORK) - USD		1.B FE	1,954,954	1,950,000	02/23/2023
78015M-4M-9	RY_CN 38NEWYORKROYAL BANK OF CANADA (NEW YORK) - USD		1.B FE	7,491,708	7,500,000	09/16/2022
78012U-VG-9	RY_CN 38NEWYORKROYAL BANK OF CANADA NY - USD		1.B FE	6,965,522	6,975,000	09/29/2022
83050W-BN-3	SEBA_SS 1SKANDINAVISKA ENSKILDA BANK - USD		1.D FE	2,400,000	2,400,000	10/03/2022
83369Y-BD-9	SOCGENNEWYORKSOCIETE GENERALE SA (NEW YORK) - USD		1.E FE	3,471,955	3,475,000	08/08/2022
86564M-CB-2	SUMITR JP 48NEWYORKSUMITOMO MITSUI TRUST BANK, LTD - USD		1.E FE	6,720,708	6,725,000	08/08/2022
86564M-CQ-9	SUMITR JP 48NEWYORKSUMITOMO MITSUI TRUST BANK, LTD - USD		1.E FE	2,698,078	2,700,000	08/23/2022
86959R-XC-9	SHBA_SS 18NEWYORKSVEVSKA HANDELSBANKEN AB (NEW Y - USD		1.C FE	4,989,897	5,000,000	02/10/2023
86959R-XK-1	SHBA_SS 18NEWYORKSVEVSKA HANDELSBANKEN AB (NEW Y - USD		1.C FE	3,692,231	3,700,000	02/24/2023
86959R-WD-8	SHBA_SS 18NEWYORKSVEVSKA HANDELSBANKEN NY - USD		1.C FE	6,171,085	6,175,000	07/11/2022
89120D-U9-8	TD_CN 2TORONTO-DOMINION BANK - USD		1.C FE	3,350,546	3,350,000	09/06/2022
89114W-H9-9	TD_CN 28NEW YORKTORONTO-DOMINION BANK (NEW YORK) - USD		1.C FE	1,098,711	1,100,000	09/30/2022
89114W-R6-4	TD_CN 28NEW YORKTORONTO-DOMINION BANK (NEW YORK) - USD		1.C FE	6,788,145	6,800,000	02/09/2023
89114W-TP-0	TD_CN 28NEW YORKTORONTO-DOMINION BANK (NEW YORK) - USD		1.C FE	2,000,000	2,000,000	09/29/2022
91127R-AY-3	UOB SPUNTED OVERSEAS BANK LTD - USD		1.B FE	2,596,977	2,600,000	10/04/2022
91127R-BN-6	UOB SPUNTED OVERSEAS BANK LTD - USD		1.B FE	4,019,036	4,025,000	11/28/2022
96130A-KJ-6	WBC_AUBNEWYORKWESTPAC BANKING CORP (NEW YORK) - USD		1.D FE	3,396,965	3,400,000	09/01/2022
96130A-KP-2	WBC_AUBNEWYORKWESTPAC BANKING CORP (NEW YORK) - USD		1.D FE	399,506	400,000	09/21/2022
96130A-KF-4	WBC_AUBNEWYORKWESTPAC BANKING CORP NY - USD		1.D FE	5,871,339	5,875,172	07/15/2022
9509999999	Total - Short-Term Invested Assets (Schedule DA type)			241,575,971	241,788,899	XXX
06417M-SK-2	BNS_CN 18HOUSTONBANK OF NOVA SCOTIA (HOUSTON) C - USD		1.G FE	1,224,737	1,225,000	05/04/2022
13606C-Z8-0	CM_CN 18NEWYORKCANADIAN IMP COM NY - USD		1.G FE	3,124,506	3,125,000	05/18/2022
22535C-6II-6	ACA_FP 18NEWYORKCREDIT AGRICOLE CIB (NEW YORK) - USD		1.G FE	3,048,631	3,050,000	05/23/2022
22552G-5E-6	SVBZK_SII 18NEWYORKCREDIT SUISSE AG (NEW YORK) CDI - USD		1.G FE	2,024,180	2,025,000	05/17/2022
51501H-RT-8	LBBW 18NEWYORKLANDESBK BADEN-WURTT NY - USD		1.G FE	1,774,767	1,775,000	04/19/2022
55380T-YU-8	MTFG JP 28NEWYORKMFG BANK LTD (NEW YORK) CDI 0 - USD		1.G FE	7,747,815	7,750,000	05/06/2022
65602Y-WQ-9	NORZ JP 18NEWYORKNORINCHUKIN BANK (NEW YORK) CDI - USD		1.G FE	2,600,010	2,600,000	04/29/2022
83050P-XP-9	SEBA_SS 18NEWYORKSKANDINAVISKA ENSKILDA BANKEN A - USD		1.G FE	7,899,281	7,900,000	04/18/2022
83050P-XT-1	SEBA_SS 18NEWYORKSKANDINAVISKA ENSKILDA BANKEN A - USD		1.G FE	824,903	825,000	04/22/2022
86565F-BT-8	SUMIBK 38NEWYORKSUMITOMO MITSUI BANK NY - USD		1.G FE	799,752	800,000	05/06/2022
86564G-5Q-0	SUMITR JP 48NEWYORKSUMITOMO MITSUI TRUST BANK, LTD - USD		1.G FE	574,650	575,000	05/23/2022
86564G-5J-6	SUMITR JP 48NEWYORKSUMITOMO MITSUI TRUST NY - USD		1.G FE	1,249,158	1,250,000	05/26/2022
89114W-K9-5	TD_CN 28NEW YORKTORONTO-DOMINION BANK (NEW YORK) - USD		1.G FE	624,907	625,000	05/03/2022
80050P-XP-9	ANL_LNSANTANDER UK PLC CP 0.23% 04/08 - USD		1.G FE	7,299,453	7,299,674	04/08/2022
86564G-5Q-0	SUMITR JP 48SINGAPORSUMITOMO MITSUI TRUST BANK, LTD - USD		1.G FE	1,199,552	1,199,528	04/25/2022

STATEMENT AS OF MARCH 31, 2022 OF THE VOYA RETIREMENT INSURANCE AND ANNUITY COMPANY

SCHEDULE DL - PART 1
SECURITIES LENDING COLLATERAL ASSETS

Reinvested Collateral Assets Owned Current Statement Date

(Securities lending collateral assets reported in aggregate on Line 10 of the Assets page and not included on Schedules A, B, BA, D, DB and E)

1	2	3	4	5	6	7
CUSIP Identification	Description	Code	NAIC Designation, NAIC Designation Modifier and SVO Administrative Symbol	Fair Value	Book/Adjusted Carrying Value	Maturity Date
865646-5J-6	SUMITR JP 4@SINGAPORESUMITOMO MITSUI TRUST BANK LIMI - USD		1.G FE	1,299,242	1,299,309	05/04/2022
06741H-BK-8	BARC_LN@BARCLAYS US CCP FUNDING LLC SER - USD		1.G FE	7,025,724	7,025,000	06/03/2022
06054C-AP-0	BACCP_1@BOFA SECURITIES INC (CP) 42D1B - USD		1.G FE	7,050,878	7,050,000	06/27/2022
13606C-WE-0	CM_CN_1@NEWYORKCANADIAN IMPERIAL BANK OF COMIE - USD		1.C FE	6,397,790	6,400,000	06/07/2022
20272A-T7-1	CBA_AU@COMMONWEALTH BANK AUST 42D1B 0. - USD		1.D FE	4,198,127	4,200,000	06/17/2022
20272A-T9-2	CBA_AU@COMMONWEALTH BANK AUST 42D1B 0. - USD		1.D FE	5,097,597	5,100,000	06/21/2022
20271E-WP-0	CBA_AU@NEWYORKCOMMONWEALTH BANK OF AUSTRALIA - USD		1.D FE	599,713	600,000	06/22/2022
22532X-OR-2	ACA_FP_1@NEWYORKCREDIT AGRICOLE CIB (NEW YORK) - USD		1.D FE	8,248,504	8,250,000	05/18/2022
22536U-Y6-1	BFCM_2@NEWYORKCREDIT INDUST ET COMM NY - USD		1.D FE	6,499,045	6,500,000	05/16/2022
22552G-2V-1	SVBZK_SW_1@NEWYORKCREDIT SUISSE NEW YORK - USD		1.E FE	7,375,250	7,375,144	04/08/2022
51501H-ZN-2	LBBW_1@NEWYORKLANDESBANK BADEN-WURTTENBERG (N - USD		1.D FE	3,423,532	3,425,000	06/17/2022
57666D-AN-6	MATFINMATCHPOINT FINANCE PLC - USD		1.G FE	3,549,567	3,550,000	06/16/2022
57666D-AP-1	MATFINMATCHPOINT FINANCE PLC - USD		1.G FE	3,549,567	3,550,000	06/16/2022
55380T-N9-7	MTFG JP 2@NEWYORKMFG BANK LTD (NEW YORK) CDI 0. - USD		1.E FE	3,576,161	3,575,000	05/09/2022
63254G-SE-6	NAB_AU@NATIONAL AUSTRALIA BANK LTD 42D - USD		1.D FE	549,964	550,000	05/09/2022
63873Q-QL-1	KNFP_1@NEWYORKNATIXIS NY BRANCH - USD		1.E FE	6,499,400	6,500,000	05/10/2022
65602Y-WB-2	NORZ JP 1@NEWYORKNORINCHUKIN BANK (NEW YORK) - USD		1.E FE	625,078	625,000	06/27/2022
69034C-MG-0	OCBC_SP_1@OVERSEA-CHINESE BANKING CORP LT - USD		1.B FE	2,598,834	2,600,000	06/21/2022
69034C-MJ-4	OCBC_SP_1@OVERSEA-CHINESE BANKING CORP LT - USD		1.B FE	7,096,723	7,099,918	06/23/2022
86565C-7D-5	SUMIBK_3@NEWYORKSUMITOMO MITSUI BANKING CORP (N - USD		1.E FE	1,225,005	1,225,000	04/01/2022
96130A-JX-7	WBC_AU@NEWYORKWESTPAC BANKING CORP (NEW YORK) - USD		1.D FE	6,599,504	6,600,464	05/13/2022
09248U-70-0	BLACKROCKFUNDSBLACKROCK LIQUID FED FUNDS IHS - USD		1.A FE	14,566,000	14,566,000	04/01/2022
38141W-27-3	FGTXXGOLDMAN SACHS FIN SQ GOVT-FS #4 - USD		1.A FE	17,159,000	17,159,000	04/01/2022
61747C-70-7	MVRXXMSILF #8302 GOVERNMENT PORTFOLI - USD		1.A FE	13,164,000	13,164,000	04/01/2022
256781-08-3	BNSREPOBNS A (T Bills, Notes, Bonds & - USD		1.A FE	29,806,086	29,806,086	04/01/2022
147250-66-9	MERREPOBOFA IG (BBB Corps) - USD		1.A FE	10,170,000	10,170,000	05/06/2022
245041-05-6	DBREPODEUTSCHE IG (BBB Corps) - USD		1.A FE	15,300,000	15,300,000	05/05/2022
256780-74-4	RBCREPORBC IG (BBB Corps) - USD		1.A FE	5,577,184	5,577,184	04/01/2022
256781-07-2	TD SECREPOTD A (T Bills, Notes, Bonds & S - USD		1.A FE	117,509,740	117,509,740	04/01/2022
256314-59-2	ANZ_AU1@LONDONAUSTRALIA & NEW ZEALAND BANKING - USD		1.G FE	2,950,000	2,950,000	04/01/2022
256314-58-2	BARC_LN@NEWYORKBARCLAYS BANK PLC (NEW YORK) TD - USD		1.G FE	2,560,000	2,560,000	04/01/2022
256314-58-8	RABO_NA_1@NEWYORKCOOPERATIEVE RABOBANK UA (NEW Y - USD		1.G FE	4,230,000	4,230,000	04/01/2022
256314-59-7	SEBA_SS_1@NEWYORKSKANDINAVISKA ENSKILDA BANKEN A - USD		1.G FE	3,450,000	3,450,000	04/01/2022
9709999999	Total - Cash Equivalents (Schedule E Part 2 type)			371,543,517	371,566,046	XXX
9999999999	Totals			613,119,488	613,354,945	XXX

General Interrogatories:

- Total activity for the year Fair Value \$ (59,473,486) Book/Adjusted Carrying Value \$ (59,316,865)
- Average balance for the year Fair Value \$ 587,960,584 Book/Adjusted Carrying Value \$ 588,069,224
- Reinvested securities lending collateral assets book/adjusted carrying value included in this schedule by NAIC designation:
 NAIC 1 \$ 613,354,945 NAIC 2 \$ 0 NAIC 3 \$ 0 NAIC 4 \$ 0 NAIC 5 \$ 0 NAIC 6 \$ 0

**SCHEDULE DL - PART 2
SECURITIES LENDING COLLATERAL ASSETS**

Reinvested Collateral Assets Owned Current Statement Date

(Securities lending collateral assets included on Schedules A, B, BA, D, DB and E and not reported in aggregate on Line 10 of the Assets page)

1	2	3	4	5	6	7
CUSIP Identification	Description	Code	NAIC Designation, NAIC Designation Modifier and SVO Administrative Symbol	Fair Value	Book/Adjusted Carrying Value	Maturity Date
NONE						
999999999 - Totals						XXX

General Interrogatories:

- | | | |
|---------------------------------|---------------------|---------------------------------------|
| 1. Total activity for the year | Fair Value \$ | Book/Adjusted Carrying Value \$ |
| 2. Average balance for the year | Fair Value \$ | Book/Adjusted Carrying Value \$ |

STATEMENT AS OF MARCH 31, 2022 OF THE VOYA RETIREMENT INSURANCE AND ANNUITY COMPANY

SCHEDULE E - PART 2 - CASH EQUIVALENTS

Show Investments Owned End of Current Quarter

1 CUSIP	2 Description	3 Code	4 Date Acquired	5 Rate of Interest	6 Maturity Date	7 Book/Adjusted Carrying Value	8 Amount of Interest Due and Accrued	9 Amount Received During Year
0109999999	Total - U.S. Government Bonds					0	0	0
0309999999	Total - All Other Government Bonds					0	0	0
0509999999	Total - U.S. States, Territories and Possessions Bonds					0	0	0
0709999999	Total - U.S. Political Subdivisions Bonds					0	0	0
0909999999	Total - U.S. Special Revenues Bonds					0	0	0
1109999999	Total - Industrial and Miscellaneous (Unaffiliated) Bonds					0	0	0
1309999999	Total - Hybrid Securities					0	0	0
1509999999	Total - Parent, Subsidiaries and Affiliates Bonds					0	0	0
1909999999	Subtotal - Unaffiliated Bank Loans					0	0	0
2419999999	Total - Issuer Obligations					0	0	0
2429999999	Total - Residential Mortgage-Backed Securities					0	0	0
2439999999	Total - Commercial Mortgage-Backed Securities					0	0	0
2449999999	Total - Other Loan-Backed and Structured Securities					0	0	0
2459999999	Total - SVO Identified Funds					0	0	0
2469999999	Total - Affiliated Bank Loans					0	0	0
2479999999	Total - Unaffiliated Bank Loans					0	0	0
2509999999	Total Bonds					0	0	0
09248U-70-0	BLACKROCK LIQ FDS FEDFUND BLKCRCK LIQ FDFND-INST		12/13/2021	0.000		37,000,000	0	0
61747C-70-7	MORGAN STANLEY INSTITUTIONAL L MSILF GOVERNMENT-INST		03/30/2022	0.000		9,000,000	0	0
8309999999	Subtotal - All Other Money Market Mutual Funds					46,000,000	0	0
8609999999	Total Cash Equivalents					46,000,000	0	0