

LIFE AND ACCIDENT AND HEALTH COMPANIES/FRATERNAL BENEFIT SOCIETIES - ASSOCIATION EDITION

QUARTERLY STATEMENT

AS OF JUNE 30, 2020

OF THE CONDITION AND AFFAIRS OF THE

Voya Retirement Insurance and Annuity Company

NAIC Group Code 4832 4832 NAIC Company Code 86509 Employer's ID Number 71-0294708
(Current) (Prior)

Organized under the Laws of CT, State of Domicile or Port of Entry CT

Country of Domicile United States of America

Licensed as business type: Life, Accident & Health [X] Fraternal Benefit Societies []

Incorporated/Organized 01/13/1976 Commenced Business 04/06/1976

Statutory Home Office One Orange Way Windsor, CT, US 06095-4774
(Street and Number) (City or Town, State, Country and Zip Code)

Main Administrative Office 5780 Powers Ferry Road, NW
(Street and Number) Atlanta, GA, US 30327-4390
(City or Town, State, Country and Zip Code) 770-980-5100
(Area Code) (Telephone Number)

Mail Address 5780 Powers Ferry Road, NW Atlanta, GA, US 30327-4390
(Street and Number or P.O. Box) (City or Town, State, Country and Zip Code)

Primary Location of Books and Records One Orange Way
(Street and Number) Windsor, CT, US 06095-4774
(City or Town, State, Country and Zip Code) 860-580-4646
(Area Code) (Telephone Number)

Internet Website Address www.voya.com

Statutory Statement Contact Lora Williams 770-980-6526
(Name) (Area Code) (Telephone Number)
FSSC_Compliance@voyacom 770-980-5800
(E-mail Address) (FAX Number)

OFFICERS

President Charles Patrick Nelson SVP, Chief Tax Officer and Treasurer Carlo Bertucci #
Secretary Melissa Ann O'Donnell VP and Appointed Actuary Kyle Andrew Puffer

OTHER

William Thomas Bainbridge, Senior Vice President Anthony Joseph Brantzeg, Senior Vice President Clyde Landon Cobb Jr., SVP & Chief Accounting Officer
Miles Randall Edwards, Senior Vice President Howard Frank Greene, Senior Vice President William Stevens Harmon, Senior Vice President
Heather Hamilton Lavallee, Senior Vice President Francis Gerard O'Neill, SVP & Chief Financial Officer David Scott Pendergrass, Senior Vice President
Larry Neil Port #, Executive VP & Chief Legal Officer Justin Smith, SVP & Deputy General Counsel Michael Scott Smith, Executive VP & Chief Risk Officer
Matthew Toms, Senior Vice President Jean Jinho Weng, Senior Vice President

DIRECTORS OR TRUSTEES

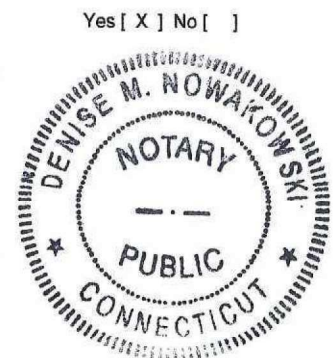
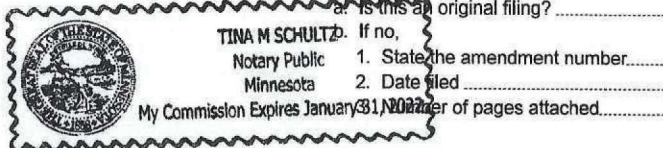

William Thomas Bainbridge, Director Anthony Joseph Brantzeg, Director Rodney Owen Martin Jr., Director and Chariman
Charles Patrick Nelson, Director Michael Scott Smith, Director

State of Washington/Minnesota/Connecticut SS:
County of Skagit/Hennepin/Hartford

The officers of this reporting entity being duly sworn, each depose and say that they are the described officers of said reporting entity, and that on the reporting period stated above, all of the herein described assets were the absolute property of the said reporting entity, free and clear from any liens or claims thereon, except as herein stated, and that this statement, together with related exhibits, schedules and explanations therein contained, annexed or referred to, is a full and true statement of all the assets and liabilities and of the condition and affairs of the said reporting entity as of the reporting period stated above, and of its income and deductions therefrom for the period ended, and have been completed in accordance with the NAIC Annual Statement Instructions and Accounting Practices and Procedures manual except to the extent that: (1) state law may differ; or, (2) that state rules or regulations require differences in reporting not related to accounting practices and procedures, according to the best of their information, knowledge and belief, respectively. Furthermore, the scope of this attestation by the described officers also includes the related corresponding electronic filing with the NAIC, when required, that is an exact copy (except for formatting differences due to electronic filing) of the enclosed statement. The electronic filing may be requested by various regulators in lieu of or in addition to the enclosed statement.

Charles Patrick Nelson President
Melissa Ann O'Donnell Secretary
Carlo Bertucci Treasurer

Subscribed and sworn to before me this 13th day of July 2020
Subscribed and sworn to before me this 15 day of July 2020
Subscribed and sworn to before me this 22 day of JULY 2020
My Commission Exp. Oct. 31, 2021



STATEMENT AS OF JUNE 30, 2020 OF THE VOYA RETIREMENT INSURANCE AND ANNUITY COMPANY

ASSETS

	Current Statement Date			4 December 31 Prior Year Net Admitted Assets
	1 Assets	2 Nonadmitted Assets	3 Net Admitted Assets (Cols. 1 - 2)	
1. Bonds	24,696,728,906	0	24,696,728,906	24,250,133,720
2. Stocks:				
2.1 Preferred stocks	193,520,269	0	193,520,269	183,228,114
2.2 Common stocks	62,382,981	0	62,382,981	60,795,034
3. Mortgage loans on real estate:				
3.1 First liens	4,731,139,454	0	4,731,139,454	4,664,148,278
3.2 Other than first liens	0	0	0	0
4. Real estate:				
4.1 Properties occupied by the company (less \$ 0 encumbrances)	58,932,734	0	58,932,734	60,047,648
4.2 Properties held for the production of income (less \$ 0 encumbrances)	0	0	0	0
4.3 Properties held for sale (less \$ 0 encumbrances)	0	0	0	0
5. Cash (\$ 309,488,616), cash equivalents (\$ 0) and short-term investments (\$ 254,169,187)	563,657,804	0	563,657,804	530,683,014
6. Contract loans (including \$ 0 premium notes)	238,016,328	2,693,909	235,322,419	246,867,027
7. Derivatives	871,778,818	0	871,778,818	341,022,063
8. Other invested assets	1,024,239,370	3,554,262	1,020,685,108	1,054,383,385
9. Receivables for securities	8,032,719	0	8,032,719	7,619,904
10. Securities lending reinvested collateral assets	485,005,837	0	485,005,837	640,830,659
11. Aggregate write-ins for invested assets	0	0	0	28,263
12. Subtotals, cash and invested assets (Lines 1 to 11)	32,933,435,221	6,248,171	32,927,187,050	32,039,787,110
13. Title plants less \$ 0 charged off (for Title insurers only)	0	0	0	0
14. Investment income due and accrued	284,498,138	347,597	284,150,541	269,822,976
15. Premiums and considerations:				
15.1 Uncollected premiums and agents' balances in the course of collection	(48,775)	0	(48,775)	(49,751,304)
15.2 Deferred premiums, agents' balances and installments booked but deferred and not yet due (including \$ 0 earned but unbilled premiums)	0	0	0	0
15.3 Accrued retrospective premiums (\$ 0) and contracts subject to redetermination (\$ 0)	0	0	0	0
16. Reinsurance:				
16.1 Amounts recoverable from reinsurers	1,541,046	0	1,541,046	1,683,931
16.2 Funds held by or deposited with reinsured companies	0	0	0	0
16.3 Other amounts receivable under reinsurance contracts	148,483	0	148,483	50,132,927
17. Amounts receivable relating to uninsured plans	0	0	0	0
18.1 Current federal and foreign income tax recoverable and interest thereon	9,371,487	0	9,371,487	9,493,357
18.2 Net deferred tax asset	220,588,442	0	220,588,442	233,767,406
19. Guaranty funds receivable or on deposit	8,596,250	0	8,596,250	8,718,173
20. Electronic data processing equipment and software	11,511	11,511	0	0
21. Furniture and equipment, including health care delivery assets (\$ 0)	0	0	0	0
22. Net adjustment in assets and liabilities due to foreign exchange rates	0	0	0	0
23. Receivables from parent, subsidiaries and affiliates	49,867,127	2,086	49,865,041	34,429,237
24. Health care (\$ 0) and other amounts receivable	90,218	90,218	0	0
25. Aggregate write-ins for other than invested assets	808,085,517	24,014,206	784,071,311	282,513,553
26. Total assets excluding Separate Accounts, Segregated Accounts and Protected Cell Accounts (Lines 12 to 25)	34,316,184,666	30,713,788	34,285,470,878	32,880,597,366
27. From Separate Accounts, Segregated Accounts and Protected Cell Accounts	76,351,575,215	0	76,351,575,215	79,367,838,357
28. Total (Lines 26 and 27)	110,667,759,881	30,713,788	110,637,046,093	112,248,435,722
DETAILS OF WRITE-INS				
1101. Derivative receivables	0	0	0	28,263
1102.				
1103.				
1198. Summary of remaining write-ins for Line 11 from overflow page	0	0	0	0
1199. Totals (Lines 1101 through 1103 plus 1198)(Line 11 above)	0	0	0	28,263
2501. Margin call collateral	783,229,540	0	783,229,540	281,687,463
2502. Miscellaneous assets	24,855,977	24,014,206	841,771	826,090
2503.				
2598. Summary of remaining write-ins for Line 25 from overflow page	0	0	0	0
2599. Totals (Lines 2501 through 2503 plus 2598)(Line 25 above)	808,085,517	24,014,206	784,071,311	282,513,553

STATEMENT AS OF JUNE 30, 2020 OF THE VOYA RETIREMENT INSURANCE AND ANNUITY COMPANY

LIABILITIES, SURPLUS AND OTHER FUNDS

	1 Current Statement Date	2 December 31 Prior Year
1. Aggregate reserve for life contracts \$ 28,556,957,870 less \$ 0 included in Line 6.3 (including \$ 0 Modco Reserve)	28,556,957,870	26,941,951,876
2. Aggregate reserve for accident and health contracts (including \$ 0 Modco Reserve)	0	0
3. Liability for deposit-type contracts (including \$ 0 Modco Reserve)	1,047,023,564	1,097,899,903
4. Contract claims:		
4.1 Life	29,665	29,237
4.2 Accident and health	0	0
5. Policyholders' dividends/refunds to members \$ 0 and coupons \$ 0 due and unpaid	0	0
6. Provision for policyholders' dividends, refunds to members and coupons payable in following calendar year - estimated amounts:		
6.1 Policyholders' dividends and refunds to members apportioned for payment (including \$ 0 Modco)	0	0
6.2 Policyholders' dividends and refunds to members not yet apportioned (including \$ 0 Modco)	0	0
6.3 Coupons and similar benefits (including \$ 0 Modco)	0	0
7. Amount provisionally held for deferred dividend policies not included in Line 6	0	0
8. Premiums and annuity considerations for life and accident and health contracts received in advance less \$ 0 discount; including \$ 0 accident and health premiums	0	0
9. Contract liabilities not included elsewhere:		
9.1 Surrender values on canceled contracts	0	0
9.2 Provision for experience rating refunds, including the liability of \$ 0 accident and health experience rating refunds of which \$ 0 is for medical loss ratio rebate per the Public Health Service Act	0	0
9.3 Other amounts payable on reinsurance, including \$ 0 assumed and \$ 0 ceded	0	1,109,857
9.4 Interest Maintenance Reserve	96,940,092	57,907,774
10. Commissions to agents due or accrued-life and annuity contracts \$ 2,015,812, accident and health \$ 0 and deposit-type contract funds \$ 0	2,015,812	1,742,307
11. Commissions and expense allowances payable on reinsurance assumed	0	0
12. General expenses due or accrued	116,744,105	130,132,204
13. Transfers to Separate Accounts due or accrued (net) (including \$ (19,211,025) accrued for expense allowances recognized in reserves, net of reinsured allowances)	7,270,248	(47,564,194)
14. Taxes, licenses and fees due or accrued, excluding federal income taxes	5,118,856	5,815,822
15.1 Current federal and foreign income taxes, including \$ 0 on realized capital gains (losses)	0	0
15.2 Net deferred tax liability	0	0
16. Unearned investment income	0	0
17. Amounts withheld or retained by reporting entity as agent or trustee	35,462,388	38,749,844
18. Amounts held for agents' account, including \$ 33,235 agents' credit balances	34,107	28,779
19. Remittances and items not allocated	6,024,597	7,088,579
20. Net adjustment in assets and liabilities due to foreign exchange rates	0	0
21. Liability for benefits for employees and agents if not included above	0	0
22. Borrowed money \$ 3,786,567 and interest thereon \$ 5,101	3,791,668	4,042,213
23. Dividends to stockholders declared and unpaid	0	0
24. Miscellaneous liabilities:		
24.01 Asset valuation reserve	346,591,272	355,299,825
24.02 Reinsurance in unauthorized and certified (\$ 0) companies	0	0
24.03 Funds held under reinsurance treaties with unauthorized and certified (\$ 0) reinsurers	0	958,328,709
24.04 Payable to parent, subsidiaries and affiliates	72,431,537	87,993,685
24.05 Drafts outstanding	0	0
24.06 Liability for amounts held under uninsured plans	0	0
24.07 Funds held under coinsurance	0	0
24.08 Derivatives	492,891,611	190,808,951
24.09 Payable for securities	103,345,782	3,012,075
24.10 Payable for securities lending	485,005,837	640,830,659
24.11 Capital notes \$ 0 and interest thereon \$ 0	0	0
25. Aggregate write-ins for liabilities	981,503,867	400,517,078
26. Total liabilities excluding Separate Accounts business (Lines 1 to 25)	32,359,182,880	30,875,725,185
27. From Separate Accounts Statement	76,351,575,215	79,367,838,357
28. Total liabilities (Lines 26 and 27)	108,710,758,094	110,243,563,541
29. Common capital stock	2,750,000	2,750,000
30. Preferred capital stock	0	0
31. Aggregate write-ins for other than special surplus funds	0	124,544,100
32. Surplus notes	0	0
33. Gross paid in and contributed surplus	1,518,147,346	1,520,347,602
34. Aggregate write-ins for special surplus funds	0	0
35. Unassigned funds (surplus)	405,390,652	357,230,479
36. Less treasury stock, at cost:		
36.1 0 shares common (value included in Line 29 \$ 0)	0	0
36.2 0 shares preferred (value included in Line 30 \$ 0)	0	0
37. Surplus (Total Lines 31+32+33+34+35-36) (including \$ 0 in Separate Accounts Statement)	1,923,537,998	2,002,122,181
38. Totals of Lines 29, 30 and 37	1,926,287,998	2,004,872,181
39. Totals of Lines 28 and 38 (Page 2, Line 28, Col. 3)	110,637,046,093	112,248,435,722
DETAILS OF WRITE-INS		
2501. Margin call collateral	937,792,897	357,198,147
2502. Liability of pension benefits	16,232,374	16,232,374
2503. Derivative payable	12,881,575	8,612,357
2598. Summary of remaining write-ins for Line 25 from overflow page	14,597,021	18,474,200
2599. Totals (Lines 2501 through 2503 plus 2598)(Line 25 above)	981,503,867	400,517,078
3101. Deferred gain on reinsurance	0	124,544,100
3102.		
3103.		
3198. Summary of remaining write-ins for Line 31 from overflow page	0	0
3199. Totals (Lines 3101 through 3103 plus 3198)(Line 31 above)	0	124,544,100
3401.		
3402.		
3403.		
3498. Summary of remaining write-ins for Line 34 from overflow page	0	0
3499. Totals (Lines 3401 through 3403 plus 3498)(Line 34 above)	0	0

STATEMENT AS OF JUNE 30, 2020 OF THE VOYA RETIREMENT INSURANCE AND ANNUITY COMPANY

SUMMARY OF OPERATIONS

	1 Current Year To Date	2 Prior Year To Date	3 Prior Year Ended December 31
1. Premiums and annuity considerations for life and accident and health contracts	9,600,022,657	6,034,288,347	12,351,614,690
2. Considerations for supplementary contracts with life contingencies	1,797,390	2,199,240	3,852,089
3. Net investment income	743,280,462	749,713,401	1,506,610,777
4. Amortization of Interest Maintenance Reserve (IMR)	(13,966,362)	(1,344,848)	(18,118,182)
5. Separate Accounts net gain from operations excluding unrealized gains or losses	0	0	0
6. Commissions and expense allowances on reinsurance ceded	42,461,156	8,089,973	16,515,399
7. Reserve adjustments on reinsurance ceded	(1,014,522,187)	90,140,158	112,662,491
8. Miscellaneous Income:			
8.1 Income from fees associated with investment management, administration and contract guarantees from Separate Accounts	187,455,618	182,532,603	380,985,917
8.2 Charges and fees for deposit-type contracts	0	0	0
8.3 Aggregate write-ins for miscellaneous income	124,577,894	133,635,982	277,774,143
9. Totals (Lines 1 to 8.3)	9,671,106,628	7,199,254,857	14,631,897,324
10. Death benefits	0	0	0
11. Matured endowments (excluding guaranteed annual pure endowments)	0	0	0
12. Annuity benefits	240,733,733	267,585,721	531,111,578
13. Disability benefits and benefits under accident and health contracts	0	0	0
14. Coupons, guaranteed annual pure endowments and similar benefits	0	0	0
15. Surrender benefits and withdrawals for life contracts	8,876,713,801	8,117,693,483	14,617,468,352
16. Group conversions	0	0	0
17. Interest and adjustments on contract or deposit-type contract funds	13,615,241	(20,441,183)	(19,947,386)
18. Payments on supplementary contracts with life contingencies	4,715,728	5,370,253	9,549,588
19. Increase in aggregate reserves for life and accident and health contracts	1,782,230,541	(172,041,501)	226,104,687
20. Totals (Lines 10 to 19)	10,918,009,045	8,198,166,774	15,364,286,820
21. Commissions on premiums, annuity considerations, and deposit-type contract funds (direct business only)	122,788,407	126,386,239	256,342,304
22. Commissions and expense allowances on reinsurance assumed	7,338	7,956	16,248
23. General insurance expenses and fraternal expenses	258,322,153	293,022,607	558,272,562
24. Insurance taxes, licenses and fees, excluding federal income taxes	13,375,414	13,170,110	22,393,375
25. Increase in loading on deferred and uncollected premiums	0	0	0
26. Net transfers to or (from) Separate Accounts net of reinsurance	(1,736,337,598)	(1,659,844,227)	(1,991,871,109)
27. Aggregate write-ins for deductions	2,886,422	7,604,864	14,724,131
28. Totals (Lines 20 to 27)	9,579,051,182	6,978,514,321	14,224,164,331
29. Net gain from operations before dividends to policyholders and federal income taxes (Line 9 minus Line 28)	92,055,446	220,740,536	407,732,993
30. Dividends to policyholders and refunds to members	0	0	0
31. Net gain from operations after dividends to policyholders, refunds to members and before federal income taxes (Line 29 minus Line 30)	92,055,446	220,740,536	407,732,993
32. Federal and foreign income taxes incurred (excluding tax on capital gains)	(27,402,371)	13,173,055	50,970,121
33. Net gain from operations after dividends to policyholders, refunds to members and federal income taxes and before realized capital gains or (losses) (Line 31 minus Line 32)	119,457,817	207,567,481	356,762,872
34. Net realized capital gains (losses) (excluding gains (losses) transferred to the IMR) less capital gains tax of \$ 10,044,131 (excluding taxes of \$ 6,663,102 transferred to the IMR)	(40,977,711)	(8,426,029)	(31,287,563)
35. Net income (Line 33 plus Line 34)	78,480,106	199,141,451	325,475,309
CAPITAL AND SURPLUS ACCOUNT			
36. Capital and surplus, December 31, prior year	2,004,872,181	2,000,020,992	2,000,020,992
37. Net income (Line 35)	78,480,106	199,141,451	325,475,309
38. Change in net unrealized capital gains (losses) less capital gains tax of \$ 34,598,175	90,022,147	19,389,177	49,677,452
39. Change in net unrealized foreign exchange capital gain (loss)	(2,313,343)	(1,688,811)	(446,068)
40. Change in net deferred income tax	21,419,212	(13,971,948)	12,131,934
41. Change in nonadmitted assets	(8,712,035)	(3,448,583)	(6,021,522)
42. Change in liability for reinsurance in unauthorized and certified companies	0	0	0
43. Change in reserve on account of change in valuation basis, (increase) or decrease	167,221,535	0	0
44. Change in asset valuation reserve	8,708,554	(23,655,716)	(70,459,783)
45. Change in treasury stock	0	0	0
46. Surplus (contributed to) withdrawn from Separate Accounts during period	0	0	0
47. Other changes in surplus in Separate Accounts Statement	0	0	0
48. Change in surplus notes	0	0	0
49. Cumulative effect of changes in accounting principles	2,884,606	0	0
50. Capital changes:			
50.1 Paid in	0	0	0
50.2 Transferred from surplus (Stock Dividend)	0	0	0
50.3 Transferred to surplus	0	0	0
51. Surplus adjustment:			
51.1 Paid in	(2,200,256)	0	99,476,551
51.2 Transferred to capital (Stock Dividend)	0	0	0
51.3 Transferred from capital	0	0	0
51.4 Change in surplus as a result of reinsurance	(124,544,100)	(2,707,481)	(5,414,962)
52. Dividends to stockholders	(294,000,000)	(396,000,000)	(396,000,000)
53. Aggregate write-ins for gains and losses in surplus	(15,550,610)	135,004	(3,567,723)
54. Net change in capital and surplus for the year (Lines 37 through 53)	(78,584,183)	(222,806,906)	4,851,189
55. Capital and surplus, as of statement date (Lines 36 + 54)	1,926,287,998	1,777,214,086	2,004,872,181
DETAILS OF WRITE-INS			
08.301. Recordkeeping fees	96,003,757	108,771,349	220,509,746
08.302. Miscellaneous income	28,573,600	24,844,255	57,244,081
08.303. Reinsurance income	537	20,378	20,317
08.398. Summary of remaining write-ins for Line 8.3 from overflow page	0	0	0
08.399. Totals (Lines 08.301 through 08.303 plus 08.398) (Line 8.3 above)	124,577,894	133,635,982	277,774,143
2701. Miscellaneous expense	2,884,897	7,862,413	14,421,817
2702. Letter of credit fees	1,525	0	2,736
2703. Funds withheld interest expense	0	(276,549)	280,578
2798. Summary of remaining write-ins for Line 27 from overflow page	0	19,000	19,000
2799. Totals (Lines 2701 through 2703 plus 2798)(Line 27 above)	2,886,422	7,604,864	14,724,131
5301. Amortization of pension	987,357	661,825	(2,500,922)
5302. Share based payments	50,558	53,183	129,839
5303. Amortization of other post-employment benefits	(568,117)	(580,004)	(1,196,640)
5398. Summary of remaining write-ins for Line 53 from overflow page	(16,020,407)	0	0
5399. Totals (Lines 5301 through 5303 plus 5398)(Line 53 above)	(15,550,610)	135,004	(3,567,723)

STATEMENT AS OF JUNE 30, 2020 OF THE VOYA RETIREMENT INSURANCE AND ANNUITY COMPANY

CASH FLOW

	1 Current Year To Date	2 Prior Year To Date	3 Prior Year Ended December 31
Cash from Operations			
1. Premiums collected net of reinsurance	7,584,799,862	6,193,914,564	12,536,801,319
2. Net investment income	907,065,791	850,153,439	1,745,048,589
3. Miscellaneous income	277,942,307	281,956,284	655,777,138
4. Total (Lines 1 to 3)	8,769,807,960	7,326,024,287	14,937,627,046
5. Benefit and loss related payments	9,135,607,129	8,372,990,698	15,146,030,885
6. Net transfers to Separate Accounts, Segregated Accounts and Protected Cell Accounts	(1,767,130,388)	(1,697,892,160)	(2,020,928,554)
7. Commissions, expenses paid and aggregate write-ins for deductions	360,212,470	613,793,365	975,261,600
8. Dividends paid to policyholders	0	0	0
9. Federal and foreign income taxes paid (recovered) net of \$ (2,518,566) tax on capital gains (losses)	(13,701,616)	(27,551,159)	(1,802,593)
10. Total (Lines 5 through 9)	7,714,987,595	7,261,340,744	14,098,561,339
11. Net cash from operations (Line 4 minus Line 10)	1,054,820,365	64,683,543	839,065,707
Cash from Investments			
12. Proceeds from investments sold, matured or repaid:			
12.1 Bonds	1,715,950,557	2,162,067,048	3,977,604,228
12.2 Stocks	38,144,459	12,798,700	15,327,172
12.3 Mortgage loans	202,542,910	391,932,835	808,495,427
12.4 Real estate	0	0	0
12.5 Other invested assets	29,628,801	31,562,054	70,401,101
12.6 Net gains or (losses) on cash, cash equivalents and short-term investments	(255,499)	4,100	19,464
12.7 Miscellaneous proceeds	189,665,693	52,691,145	24,228,795
12.8 Total investment proceeds (Lines 12.1 to 12.7)	2,175,676,921	2,651,055,883	4,896,076,186
13. Cost of investments acquired (long-term only):			
13.1 Bonds	2,363,277,348	2,260,323,642	4,519,426,039
13.2 Stocks	51,100,980	36,872,662	81,604,912
13.3 Mortgage loans	269,310,362	215,487,473	554,856,171
13.4 Real estate	0	4,314,554	16,627
13.5 Other invested assets	89,271,425	88,434,629	197,353,027
13.6 Miscellaneous applications	75,842,605	26,841,454	107,625,281
13.7 Total investments acquired (Lines 13.1 to 13.6)	2,848,802,720	2,632,274,414	5,460,882,057
14. Net increase (or decrease) in contract loans and premium notes	(9,127,216)	(800,968)	(1,683,867)
15. Net cash from investments (Line 12.8 minus Line 13.7 and Line 14)	(663,998,583)	19,582,437	(563,122,004)
Cash from Financing and Miscellaneous Sources			
16. Cash provided (applied):			
16.1 Surplus notes, capital notes	0	0	0
16.2 Capital and paid in surplus, less treasury stock	0	0	0
16.3 Borrowed funds	(260,653)	(258,131)	(517,436)
16.4 Net deposits on deposit-type contracts and other insurance liabilities	(50,876,339)	91,396,358	161,205,773
16.5 Dividends to stockholders	294,000,000	396,000,000	396,000,000
16.6 Other cash provided (applied)	(12,710,000)	123,579,892	113,468,120
17. Net cash from financing and miscellaneous sources (Line 16.1 through Line 16.4 minus Line 16.5 plus Line 16.6)	(357,846,992)	(181,281,881)	(121,843,543)
RECONCILIATION OF CASH, CASH EQUIVALENTS AND SHORT-TERM INVESTMENTS			
18. Net change in cash, cash equivalents and short-term investments (Line 11, plus Lines 15 and 17)	32,974,790	(97,015,901)	154,100,160
19. Cash, cash equivalents and short-term investments:			
19.1 Beginning of year	530,683,014	376,582,854	376,582,854
19.2 End of period (Line 18 plus Line 19.1)	563,657,804	279,566,953	530,683,014
Note: Supplemental disclosures of cash flow information for non-cash transactions:			
20.0001. Capital contribution from Parent	(2,200,256)	0	99,476,551

EXHIBIT 1

DIRECT PREMIUMS AND DEPOSIT-TYPE CONTRACTS

	1 Current Year To Date	2 Prior Year To Date	3 Prior Year Ended December 31
1. Industrial life	0	0	0
2. Ordinary life insurance	43,473,377	45,669,909	88,864,048
3. Ordinary individual annuities	35,815,941	42,845,713	81,767,313
4. Credit life (group and individual)	0	0	0
5. Group life insurance	2,890,884	3,027,559	6,107,397
6. Group annuities	7,599,005,440	6,121,420,158	12,450,356,431
7. A & H - group	0	0	0
8. A & H - credit (group and individual)	0	0	0
9. A & H - other	25,858	31,763	50,825
10. Aggregate of all other lines of business	0	0	0
11. Subtotal (Lines 1 through 10)	7,681,211,499	6,212,995,102	12,627,146,013
12. Fraternal (Fraternal Benefit Societies Only)	0	0	0
13. Subtotal (Lines 11 through 12)	7,681,211,499	6,212,995,102	12,627,146,013
14. Deposit-type contracts	185,392,473	316,801,540	593,160,742
15. Total (Lines 13 and 14)	7,866,603,973	6,529,796,642	13,220,306,755
DETAILS OF WRITE-INS			
1001.			
1002.			
1003.			
1098. Summary of remaining write-ins for Line 10 from overflow page	0	0	0
1099. Totals (Lines 1001 through 1003 plus 1098)(Line 10 above)	0	0	0

STATEMENT AS OF JUNE 30, 2020 OF THE Voya Retirement Insurance and Annuity Company
NOTES TO FINANCIAL STATEMENTS

1. Summary of Significant Accounting Policies and Going Concern

A. Accounting Practices

The financial statements of Voya Retirement Insurance and Annuity Company (the "Company" or "VRIAC") are presented on the basis of accounting practices prescribed or permitted by the Connecticut Insurance Department.

The Connecticut Insurance Department recognizes only statutory accounting practices prescribed or permitted by the State of Connecticut for determining and reporting the financial condition and results of operations of an insurance company, and for determining its solvency under the Connecticut Insurance Law. The National Association of Insurance Commissioners' ("NAIC") Accounting Practices and Procedures Manual ("NAIC SAP") has been adopted as a component of prescribed or permitted practices by the State of Connecticut. The Commissioner of the Connecticut Insurance Department has the right to permit other specific practices that deviate from prescribed practices.

The Company did not have any prescribed or permitted practices as of June 30, 2020 or December 31, 2019.

	SSAP#	F/S Page	F/S Line #	2020	2019
Net Income:					
(1) VRIAC State basis (Page 4, Line 35, Columns 1 & 3)	XXX	XXX	XXX	\$ 78,480,106	\$ 325,475,309
(2) State prescribed practices that are an increase/(decrease) from NAIC SAP:					
None				—	—
(3) State permitted practices that are an increase/(decrease) from NAIC SAP:					
None				—	—
(4) NAIC SAP (1-2-3=4)	XXX	XXX	XXX	<u>\$ 78,480,106</u>	<u>\$ 325,475,309</u>
Surplus:					
(5) VRIAC State basis (Page 3, Line 38, Columns 1 & 2)	XXX	XXX	XXX	\$ 1,926,287,998	\$ 2,004,872,181
(6) State prescribed practices that are an increase/(decrease) from NAIC SAP:					
None				—	—
(7) State permitted practices that are an increase/(decrease) from NAIC SAP:					
None				—	—
(8) NAIC SAP (5-6-7=8)	XXX	XXX	XXX	<u>\$ 1,926,287,998</u>	<u>\$ 2,004,872,181</u>

C. Accounting Policy

(2) The Company does not have any SVO-Identified investments as defined in Statements of Statutory Accounting Principles ("SSAP") No. 26R, *Bonds-Revised*.

(6) Loan-backed securities are stated at either amortized cost or the lower of amortized cost or fair market value. Amortized cost is determined using the interest method and includes anticipated prepayments. The retrospective adjustment method is used to determine the amortized cost for the majority of loan-backed and structured securities. For certain securities, the prospective adjustments methodology is utilized, including interest-only securities and securities that have experienced an other-than-temporary impairment ("OTTI").

The Company made no other significant changes to its accounting policies or practices as of June 30, 2020.

Certain amounts in the Company's statutory basis financial statements have been reclassified to conform to the 2020 financial statement presentation.

D. Going Concern

None

STATEMENT AS OF JUNE 30, 2020 OF THE Voya Retirement Insurance and Annuity Company
NOTES TO FINANCIAL STATEMENTS

2. Accounting Changes and Corrections of Errors

B. Accounting Changes

Commissioners Annuity Reserve Valuation Method (CARVM) for variable annuities is interpreted in Actuarial Guidance 43 (AG43) which first became effective on December 31, 2009 for all variable annuity contracts issued on or after January 1, 1981. AG43 was subsequently incorporated in Valuation Manual 21: Requirements for Principle-Based Reserves for Variable Annuities (VM-21). VM-21 was effective for all variable annuity contracts issued on or after January 1, 2017. The Company has not sold variable annuity contracts since 2009. Under VM-21, contracts subject to AG43 and contracts subject to VM-21 may be combined for purposes of calculating reserves. In 2019, the NAIC adopted revisions to both AG 43 and VM-21, effective January 1, 2020. The Company elected not to use a phase-in period. As of January 1, 2020, the Company reserves for all in-force variable annuity contracts are using VM-21 methodology. Both reserving methodologies are stochastic principle-based, but there are some key differences. VM-21 stochastic utilizes VM-20 equity and interest rate scenarios. There were also changes to asset assumptions which follow VM-20. There is a new standard projection amount (“SPA”) which replaces the old standard scenario. The SPA uses the same stochastic scenarios as CTE, but with prescribed assumptions. The Company experienced a change in reserve moving from AG43 to VM-21 as it was CTE dominant under AG43. The net impact to surplus is an increase of \$169,676,026 with the tax impact of the valuation basis change reported on the Summary of Operations, Line 49.

See Note 21C for accounting pronouncements related to COVID-19.

3. Business Combinations and Goodwill

None

4. Discontinued Operations

None

5. Investments

D. Loan-Backed Securities

(1) Prepayment assumptions for loan-backed and structured securities are obtained from third party services, broker dealer survey values or internal estimates.

(2) The following table discloses in aggregate the OTTI recognized in accordance with structured securities subject to SSAP No. 43R, *Loan-backed and Structured Securities* (“SSAP No. 43R”) as of June 30, 2020 due to intent to sell or inability or lack of intent to hold to recovery.

	(1) Amortized Cost Basis Before Other-than- Temporary Impairment	(2) Other-than-Temporary Impairment Recognized in Loss		(3) Fair Value
		(2a) Interest	(2b) Non-interest	
OTTI recognized 1st Quarter				
a. Intent to sell	\$ 131,218,644	\$ 31,833,251	\$ —	\$ 99,385,393
b. Inability or lack of intent to retain the investment in the security for a period of time sufficient to recover the amortized cost basis	—	—	—	—
c. Total 1st Quarter	<u>\$ 131,218,644</u>	<u>\$ 31,833,251</u>	<u>\$ —</u>	<u>\$ 99,385,393</u>
OTTI recognized 2nd Quarter				
d. Intent to sell	\$ 242,201,085	\$ 20,828,425	\$ —	\$ 221,372,660
e. Inability or lack of intent to retain the investment in the security for a period of time sufficient to recover the amortized cost basis	—	—	—	—
f. Total 2nd Quarter	<u>\$ 242,201,085</u>	<u>\$ 20,828,425</u>	<u>\$ —</u>	<u>\$ 221,372,660</u>
m. Annual Aggregate Total		<u>\$ 52,661,676</u>	<u>\$ —</u>	

STATEMENT AS OF JUNE 30, 2020 OF THE Voya Retirement Insurance and Annuity Company
NOTES TO FINANCIAL STATEMENTS

- (3) The following table discloses in detail the OTTI's recognized by the Company in accordance with structured securities subject to SSAP No. 43R during the reporting period of April 1, 2020 to June 30, 2020:

(1)	(2)	(3)	(4)	(5)	(6)	(7)
CUSIP	Book/Adjusted Carrying Value Amortized Cost Before Current Period OTTI	Present Value of Projected Cash Flows	Recognized Other-Than-Temporary Impairment	Amortized Cost After Other-Than-Temporary Impairment	Fair Value at Time of OTTI	Date of Financial Statement Where Reported
02147PAZ7	\$ 207,076	\$ 204,254	\$ 2,822	\$ 204,254	\$ 189,301	6/30/2020
02151BAR9	566,197	534,821	31,376	534,821	534,821	6/30/2020
02151GAA5	226,338	173,474	52,864	173,474	173,474	6/30/2020
02151GAD9	235,381	184,865	50,516	184,865	184,865	6/30/2020
073879Z27	544,080	526,550	17,531	526,550	485,564	6/30/2020
12667GTM5	197,988	196,840	1,147	196,840	187,140	6/30/2020
36298XAA0	1,777,179	1,774,321	2,857	1,774,321	1,644,681	6/30/2020
52520TAS7	113,495	85,350	28,145	85,350	85,350	6/30/2020
74160MEV0	89,956	88,185	1,771	88,185	88,185	6/30/2020
74160MGP1	336,481	335,009	1,472	335,009	306,830	6/30/2020
92915KAC0	1,308,554	690,088	618,466	690,088	690,088	6/30/2020
92915XAE8	807,742	425,046	382,696	425,046	425,046	6/30/2020
92916NAB5	695,977	316,358	379,619	316,358	316,358	6/30/2020
92916PAC8	1,727,664	927,498	800,166	927,498	927,498	6/30/2020
92916UAB9	1,647,868	960,452	687,416	960,452	960,452	6/30/2020
92916YAE5	705,163	347,108	358,055	347,108	347,108	6/30/2020
92917TAE5	1,116,094	693,157	422,937	693,157	693,157	6/30/2020
Total			\$ 3,839,856			

- (4) The following table shows all impaired securities at June 30, 2020 in the aggregate for which an OTTI has not been recognized in earnings as a realized loss, including securities with a recognized OTTI for non-interest related declines when a non-recognized interest related impairment remains:

a. Aggregate amount of unrealized losses:

1. Less than 12 Months	\$ 158,736,787
2. 12 Months or Longer	\$ 30,092,343

b. The aggregate related fair value of securities with unrealized losses:

1. Less than 12 Months	\$ 2,482,231,345
2. 12 Months or Longer	\$ 499,888,726

- (5) If the fair value of a loan-backed or structured security is less than its amortized cost basis at the balance sheet date, the Company determines whether the impairment is other-than-temporary. Amortized cost basis includes adjustments made to the cost of an investment for accretion, amortization, collection of cash and previous OTTI recognized as a realized loss.

The general categories of information that the Company considers in reaching the conclusion that an impairment is other-than-temporary are as follows:

Intent to Sell - if the Company intends to sell the loan-backed or structured security (that is, it has decided to sell the security), an OTTI is considered to have occurred.

Intent and Ability to Hold - if the Company does not intend to sell the loan-backed or structured security, the Company determines whether it has the intent and ability to retain the investment in the security for a period of time sufficient to recover the amortized cost basis. If the Company does not have the intent and ability to retain the investment for the time sufficient to recover the amortized cost basis, an OTTI shall be considered to have occurred.

Recovery of the Amortized Cost Basis - if the Company does not expect to recover the entire amortized cost basis of the security, the Company would be unable to assert that it will recover its amortized cost basis even if it does not intend to sell the security and the entity has the intent and ability to hold. Therefore, in those situations, an OTTI shall be considered to have occurred. In assessing whether the entire amortized cost basis of the security will be recovered, the Company compares the present value of cash flows expected to be collected from the security with the amortized cost basis of the security. If present value of cash flows expected to be collected is less than the amortized cost basis of the security, the entire amortized cost basis of the security will not be recovered (that is, a non-interest related decline exists), and an OTTI shall be considered to have occurred.

The Company conducts a thorough quarterly review of all loan-backed and structured security holdings to conclude if the amortized cost basis of those securities is recoverable. This review is documented at a detailed level and

STATEMENT AS OF JUNE 30, 2020 OF THE Voya Retirement Insurance and Annuity Company
NOTES TO FINANCIAL STATEMENTS

encompasses numerous factors and assumptions. The overall credit tracking process yields a variety of key data that supports the impairment decision making process. The review process and related assumptions are updated quarterly based on trends in the marketplace.

As part of the quarterly review, the Company identifies securities whose ratio of credit enhancement to serious delinquency does not exhibit ample protection against principal loss. Those securities are put through a more detailed analysis which covers, among other factors, (a) an analysis of the underlying collateral characteristics; (b) a review of the historical performance of the collateral in the deal; (c) structural analysis of the security; and (d) cash flow scenario analysis.

The retrospective adjustment method is used to determine the amortized cost for the majority of loan-backed and structured securities. For certain securities, the prospective adjustments methodology is utilized, including interest-only securities and securities that have experienced an OTTI.

The market values for loan-backed and structured securities are obtained as follows:

1. For securities that are considered marketable - market values are received from third party pricing services or by obtaining a bid price from brokerage firms engaged in the business of trading those securities.
2. For securities that were privately placed and for which no ready market exists - the Company establishes fair market values using a matrix pricing system which considers key factors such as credit quality, industry sector, size of the issuer and transaction structure. A limited portion of the private placement portfolio is priced independently of the matrix system as described above.

E. Dollar Repurchase Agreements and Securities Lending Transactions
 3) Collateral Sold or Received

	Fair Value
b) The fair value of that collateral and of the portion of that collateral that it has sold or repledged	\$ 485,005,837

F. Repurchase Agreements Transactions Accounted for as Secured Borrowing
 None

G. Reverse Repurchase Agreements Transactions Accounted for as Secured Borrowing
 None

H. Repurchase Agreements Transactions Accounted for as a Sale
 None

I. Reverse Repurchase Agreements Transactions Accounted for as a Sale
 None

M. Working Capital Finance Investments
 None

N. Offsetting and Netting of Assets and Liabilities
 None

6. Joint Ventures, Partnerships and Limited Liability Companies
 No significant change

7. Investment Income
 No significant change

8. Derivative Instruments

A. Derivatives under SSAP No. 86-*Derivatives*

(8) The Company does not have any derivative contracts with financing premiums.

B. Derivatives under SSAP No. 108-*Derivatives Hedging Variable Annuity Guarantees*

The Company does not hold any derivatives accounted for under SSAP No. 108 *Derivatives Hedging Variable Annuity Guarantee* ("SSAP No. 108").

STATEMENT AS OF JUNE 30, 2020 OF THE Voya Retirement Insurance and Annuity Company
NOTES TO FINANCIAL STATEMENTS

9. Income Taxes

D. Reconciliation of Federal Income Tax Rate to Actual Effective Rate

The Coronavirus Aid, Relief and Economic Security ("CARES") Act, which became effective on March 27, 2020, is not expected to have a significant impact on corporate income tax.

10. Information Concerning Parent, Subsidiaries and Affiliates

A. Nature of Relationships

On December 18, 2019, the Company's parent, Voya Financial, Inc., entered into a Master Transaction Agreement (the "Resolution MTA") with Resolution Life U.S. Holdings Inc. ("Resolution Life US"), pursuant to which Voya Financial, Inc., agreed to sell its subsidiaries Security Life of Denver Insurance Company ("SLD") and Security Life of Denver International Limited ("SLDI") as well as several subsidiaries of SLD and one subsidiary of SLDI. As part of the transaction, Voya Financial, Inc., has also agreed to reinsure to SLD certain in-scope individual life insurance and annuities business assets of several of the Company's affiliates, including a 100% quota share of the Company's in-scope individual life and annuity business. The Company will remain a subsidiary of Voya Financial, Inc. This transaction will result in Voya Financial, Inc.'s disposition of substantially all of its life insurance and legacy non-retirement annuity business and related assets, and is expected to close by September 30, 2020 (collectively, the "Individual Life Transaction").

B. Transactions

On June 15, 2020, the Company received a dividend in the amount of \$15,000,000 from its wholly-owned subsidiary, Voya Financial Partner, LL ("VFP").

On May 22, 2020, the Company declared an ordinary dividend in the amount of \$294,000,000, which was paid to Voya Holdings Inc. on June 9, 2020.

On March 27, 2020, the Company received a dividend in the amount of \$20,000,000 from its wholly-owned subsidiary, VFP.

D. Amounts Due To/From Related Parties

As of June 30, 2020, the Company had an outstanding receivable of \$253,836,847 including principal and interest from Voya Financial, Inc. and no outstanding payable, under a reciprocal loan agreement between the Company and Voya Financial, Inc.

STATEMENT AS OF JUNE 30, 2020 OF THE Voya Retirement Insurance and Annuity Company
NOTES TO FINANCIAL STATEMENTS

11. Debt

B. FHLB (Federal Home Loan Bank) Agreements

(1) The Company is a member of the FHLB of Boston. Through its membership, the Company has conducted business activity (issued funding agreements) with the FHLB. It is part of the Company's strategy to utilize these funds for spread lending purposes. The Company has determined the estimated maximum borrowing capacity as \$2,100,000,000. The Company has the ability to obtain funding from the FHLB based on a limit on the amount of assets pledged as collateral and subject to the availability of eligible collateral. The maximum across all programs is limited to 100% of the total surplus one quarter in arrears.

(2) FHLB Capital Stock

a. Aggregate Totals

1. Current Year	1	2	3
	Total	General	Separate
	2+3	Account	Accounts
(a) Membership Stock-Class A	\$ —	\$ —	\$ —
(b) Membership Stock-Class B	10,000,000	10,000,000	—
(c) Activity Stock	33,400,000	33,400,000	—
(d) Excess Stock	800,000	800,000	—
(e) Aggregate Total (a+b+c+d)	44,200,000	44,200,000	—
(f) Actual or estimated Borrowing Capacity as Determined by the Insurer	\$ 989,061,083	XXX	XXX

2. Prior year-end	1	2	3
	Total	General	Separate
	2+3	Account	Accounts
(a) Membership Stock-Class A	\$ —	\$ —	\$ —
(b) Membership Stock-Class B	9,286,000	9,286,000	—
(c) Activity Stock	35,000,000	35,000,000	—
(d) Excess Stock	—	—	—
(e) Aggregate Total (a+b+c+d)	44,286,000	44,286,000	—
(f) Actual or estimated Borrowing Capacity as Determined by the Insurer	\$ 999,194,303	XXX	XXX

b. Membership Stock (Class A and B) Eligible and Not Eligible for Redemption

Membership Stock	1	2	Eligible for Redemption			
			3	4	5	6
Current Year Total (2+3+4+5+6)	Not Eligible for Redemption					
1. Class A	\$ —	\$ —	\$ —	\$ —	\$ —	\$ —
2. Class B	10,000,000	10,000,000	—	—	—	—

STATEMENT AS OF JUNE 30, 2020 OF THE Voya Retirement Insurance and Annuity Company
NOTES TO FINANCIAL STATEMENTS

(3) Collateral Pledged to FHLB

a. Amount Pledged as of June 30, 2020

	1	2	3
	Fair Value	Carrying Value	Aggregate Total Borrowing
1. Current Year Total General and Separate Accounts			
Total Collateral Pledged (Lines 2+3)	\$ 1,087,821,781	\$ 913,706,566	\$ 835,000,000
2. Current Year General Account			
Total Collateral Pledged	\$ 1,087,821,781	\$ 913,706,566	\$ 835,000,000
3. Current Year Separate Accounts			
Total Collateral Pledged	\$ —	\$ —	\$ —
4. Prior year-end Total General and Separate Accounts			
Total Collateral Pledged	\$ 1,087,419,456	\$ 990,324,982	\$ 875,000,000

b. Maximum Amount Pledged During Reporting Period

	1	2	3
	Fair Value	Carrying Value	Amount Borrowed at Time of Maximum Collateral
1. Current Year Total General and Separate Accounts			
Maximum Collateral Pledged (Lines 2+3)	\$ 1,103,442,513	\$ 971,141,513	\$ 700,000,000
2. Current Year General Account			
Maximum Collateral Pledged	\$ 1,103,442,513	\$ 971,141,513	\$ 700,000,000
3. Current Year Separate Accounts			
Maximum Collateral Pledged	\$ —	\$ —	\$ —
4. Prior year-end Total General and Separate Accounts			
Maximum Collateral Pledged	\$ 1,087,419,446	\$ 990,324,982	\$ 875,000,000

STATEMENT AS OF JUNE 30, 2020 OF THE Voya Retirement Insurance and Annuity Company
NOTES TO FINANCIAL STATEMENTS

(4) Borrowing from FHLB

a. Amount as of June 30, 2020

1. Current Year

	1	2	3	4
	Total	General	Separate	Funding Agreements
	2+3	Account	Accounts	Reserves Established
(a) Debt	\$ —	\$ —	\$ —	XXX
(b) Funding Agreements	835,000,000	835,000,000	—	750,494,103
(c) Other	—	—	—	XXX
(d) Aggregate Total (a+b+c)	835,000,000	835,000,000	—	750,494,103

2. Prior Year-end

	1	2	3	4
	Total	General	Separate	Funding Agreements
	2+3	Account	Accounts	Reserves Established
(a) Debt	\$ —	\$ —	\$ —	XXX
(b) Funding Agreements	875,000,000	875,000,000	—	817,531,004
(c) Other	—	—	—	XXX
(d) Aggregate Total (a+b+c)	875,000,000	875,000,000	—	817,531,004

b. Maximum Amount During 2020

	1	2	3
	Total	General	Separate
	2+3	Account	Accounts
1. Debt	\$ —	\$ —	\$ —
2. Funding Agreements	855,000,000	855,000,000	—
3. Other	—	—	—
4. Aggregate Total (Lines 1+2+3)	855,000,000	855,000,000	—

c. FHLB - Prepayment Obligations

	Does the Company have prepayment obligations under the following arrangements (YES/NO)?
1. Debt	No
2. Funding Agreements	No
3. Other	No

STATEMENT AS OF JUNE 30, 2020 OF THE Voya Retirement Insurance and Annuity Company
NOTES TO FINANCIAL STATEMENTS

12. Retirement Plans, Deferred Compensation, Postemployment Benefits and Compensated Absences and Other Postretirement Benefit Plans

A. Defined Benefit Plan

The Company sponsors non-contributory supplemental retirement non-qualified plans covering certain U.S. employees. As of June 30, 2020, the Company accrued in accordance with actuarially determined amounts with an offset to the pension cost accrual for the incremental asset amortization.

A summary of the net periodic benefit cost of the Company's benefit plans is as follows at June 30, 2020 and December 31, 2019:

(4) Components of net periodic benefit cost

	Pension Benefits		Postretirement Benefits		Special or Contractual Benefits Per SSAP No. 11	
	2020	2019	2020	2019	2020	2019
a. Service cost	\$ —	—	\$ —	\$ —	\$ —	\$ —
b. Interest cost	1,327,600	3,436,946	25,600	70,174	—	3,307
c. Expected return on plan assets	—	—	—	—	—	—
d. Transition asset or obligation	—	—	—	—	—	—
e. Gains and losses	987,355	1,373,877	(58,374)	(133,636)	—	(195,007)
f. Prior service cost or credit	—	(50,227)	(509,744)	(1,019,487)	—	—
g. Gain or loss recognized due to a settlement or curtailment	—	—	—	—	—	—
h. Total net periodic benefit cost	\$ 2,314,955	\$ 4,760,596	\$ (542,518)	\$ (1,082,949)	\$ —	\$ (191,700)

13. Capital and Surplus, Shareholders' Dividend Restrictions and Quasi-Reorganizations

(4) Dividends Paid

The Company paid an ordinary dividend in the amount of \$294,000,000 to its parent, Voya Holdings Inc., on June 9, 2020.

14. Liabilities, Contingencies, and Assessments

No significant change

15. Leases

No significant change

16. Information About Financial Instruments With Off-Balance Sheet Risk and Financial Instruments With Concentrations of Credit Risk

No significant change

17. Sale, Transfer and Servicing of Financial Assets and Extinguishments of Liabilities

None

18. Gain or Loss to the Reporting Entity from Uninsured Plans and the Uninsured Portion of Partially Insured Plans

None

19. Direct Premium Written/Produced by Managing General Agents/Third Party Administrators

None

STATEMENT AS OF JUNE 30, 2020 OF THE Voya Retirement Insurance and Annuity Company
NOTES TO FINANCIAL STATEMENTS

20. Fair Value Measurements

A. Fair Value Measurements at Reporting Date

(1) The table below shows assets and liabilities measured and reported at net asset value ("NAV") or fair value in which the fair value measurements use quoted prices in active markets for identical assets or liabilities (Level 1), significant other observable inputs (Level 2) and significant unobservable inputs (Level 3) as of June 30, 2020:

Description for each class of asset or liability	(Level 1)	(Level 2)	(Level 3)	Net Asset Value (NAV)	Total
a. Assets at fair value					
Common stock	\$ 12,773	\$ 44,200,000	\$ 18,170,206	\$ —	\$ 62,382,979
Derivatives assets					
Equity contracts	—	2,452,587	—	—	2,452,587
Foreign exchange contracts	—	230,128	—	—	230,128
Interest rate contracts	6,902,507	845,638,031	—	—	852,540,538
Total Derivatives	6,902,507	848,320,746	—	—	855,223,253
Separate account assets	68,777,973,796	7,396,682,986	176,918,433	—	76,351,575,215
Total assets at fair value/NAV	<u>\$68,784,889,076</u>	<u>\$ 8,289,203,732</u>	<u>\$ 195,088,639</u>	<u>\$ —</u>	<u>\$ 77,269,181,447</u>
b. Liabilities at fair value					
Deposit type contracts	\$ —	\$ 20,792,813	\$ —	\$ —	\$ 20,792,813
Derivatives liabilities					
Credit contracts	—	1,344,335	—	—	1,344,335
Equity contracts	—	1,781,407	—	—	1,781,407
Foreign exchange contracts	—	429,046	—	—	429,046
Interest rate contracts	32,686	482,035,923	—	—	482,068,609
Total Derivatives	\$ 32,686	\$ 485,590,711	\$ —	\$ —	\$ 485,623,397
Separate account liabilities	—	1,664,658	—	—	1,664,658
Total liabilities at fair value	<u>\$ 32,686</u>	<u>\$ 508,048,182</u>	<u>\$ —</u>	<u>\$ —</u>	<u>\$ 508,080,868</u>

(2) The table below summarizes the changes in fair value of the Company's assets and liabilities using significant unobservable inputs (Level 3) during the reporting period of April 1, 2020 to June 30, 2020:

Description	Beginning balance at April 1, 2020	Transfers into Level 3	Transfers out of Level 3	Total gains and (losses) included in Net Income	Total gains and (losses) included in Surplus	Purchases	Issuances	Sales	Settlements	Ending balance at June 30, 2020
a. Assets										
Bonds										
Foreign	\$ 144,955	\$ —	\$ —	\$ (103,586)	\$ 45	\$ —	\$ —	\$ (41,414)	\$ —	\$ —
Common Stock	13,850,770	—	—	—	1,248,015	4,343,160	—	—	(1,271,739)	18,170,206
Separate accounts	142,039,573	3,757,632	(5,084,760)	2,308,016	80,110	34,567,371	(544,421)	(205,088)	—	176,918,433
Total Assets	<u>\$ 156,035,298</u>	<u>\$ 3,757,632</u>	<u>\$ (5,084,760)</u>	<u>\$ 2,204,430</u>	<u>\$ 1,328,170</u>	<u>\$ 38,910,531</u>	<u>\$ (544,421)</u>	<u>\$ (246,502)</u>	<u>\$ (1,271,739)</u>	<u>\$ 195,088,639</u>
b. Liabilities										
Total Liabilities	<u>\$ —</u>	<u>\$ —</u>	<u>\$ —</u>	<u>\$ —</u>	<u>\$ —</u>	<u>\$ —</u>	<u>\$ —</u>	<u>\$ —</u>	<u>\$ —</u>	<u>\$ —</u>

Transfers in and out of Level 3 during the period of April 1, 2020 to June 30, 2020 are due to the variation in inputs relied upon for valuation each quarter. Securities that are primarily valued using independent broker quotes when prices are not available from one of the commercial pricing services are reflected as transfers into Level 3, as these securities are generally less liquid with very limited trading activity or where less transparency exists corroborating the inputs to the valuation methodologies. When securities are valued using more widely available information, the securities are transferred out of Level 3 and into Level 1 or 2, as appropriate.

STATEMENT AS OF JUNE 30, 2020 OF THE Voya Retirement Insurance and Annuity Company
NOTES TO FINANCIAL STATEMENTS

- (3) The fair value hierarchy gives the highest priority to quoted prices in active markets for identical assets or liabilities (Level 1) and the lowest priority to unobservable inputs (Level 3). If the inputs used to measure fair value fall within different levels of the hierarchy, the category level is based on the lowest priority level input that is significant to the fair value measurement of the instrument.

Financial assets and liabilities recorded at fair value on the balance sheet are categorized as follows:

- Level 1 - Unadjusted quoted prices for identical assets or liabilities in an active market.
- Level 2 - Quoted prices in markets that are not active or inputs that are observable either directly or indirectly for substantially the full term of the asset or liability. Level 2 inputs include the following:
 - Quoted prices for similar assets or liabilities in active markets;
 - Quoted prices for identical or similar assets or liabilities in non-active markets;
 - Inputs other than quoted market prices that are observable; and
 - Inputs that are derived principally from or corroborated by observable market data through correlation or other means.
- Level 3 - Prices or valuation techniques that require inputs that are both unobservable and significant to the overall fair value measurement. These valuations, whether derived internally or obtained from a third party, use critical assumptions that are not widely available to estimate market participant expectations in valuing the asset or liability.

- (4) Fair values are based on quoted market prices when available. When market prices are not available, fair value is generally estimated using discounted cash flow analyses, incorporating current market inputs for similar financial instruments with comparable terms and credit quality (matrix pricing). In instances where there is little or no market activity for the same or similar instruments, the Company estimates fair value using methods, models and assumptions that management believes market participants would use to determine a current transaction price. These valuation techniques involve some level of management estimation and judgment which becomes significant with increasingly complex instruments or pricing models. Where appropriate, adjustments are included to reflect the risk inherent in a particular methodology, model or input used.

Derivatives are carried at fair value, which is determined using the Company's derivative accounting system in conjunction with observable key financial data from third-party sources, such as yield curves, exchange rates, S&P 500 Index prices and London Interbank Offered Rates ("LIBOR") and Overnight Index Swap Rates ("OIS"). For those derivatives that are unable to be valued by the accounting system, the Company typically utilizes values established by third-party brokers. Derivatives which qualify for special hedge accounting treatment are reported in a manner that is consistent with the accounting for the hedged asset or liability.

- (5) See Note 20A(1-4) for disclosures on derivative assets and liabilities.

B. Other Fair Value Disclosures
None

STATEMENT AS OF JUNE 30, 2020 OF THE Voya Retirement Insurance and Annuity Company
NOTES TO FINANCIAL STATEMENTS

C. Aggregate Fair Value Disclosures

The following table shows all financial instruments and the level within the fair value or NAV hierarchy in which the fair value measurements fall as of June 30, 2020:

Type of Financial Instrument	Aggregate Fair Value	Admitted Assets	(Level 1)	(Level 2)	(Level 3)	Net Asset Value (NAV)	Not Practicable (Carrying Value)
Assets							
Bonds	\$ 27,568,011,532	\$ 24,696,728,906	\$ 569,811,809	\$25,820,017,658	\$ 1,178,182,065	\$ —	\$ —
Preferred stock	210,280,258	193,520,269	16,189,514	13,217,160	180,873,584	—	—
Common stock	62,382,979	62,382,981	12,773	44,200,000	18,170,206	—	—
Mortgage loans	4,908,726,101	4,731,139,452	—	—	4,908,726,101	—	—
Contract loans	235,322,419	235,322,419	235,322,419	—	—	—	—
Other invested assets	291,372,933	214,290,662	—	291,246,444	126,489	—	—
Cash, cash equivalents and short-term investments	254,170,545	254,169,188	—	253,829,233	341,312	—	—
Derivatives							
Equity contracts	2,452,587	2,452,587	—	2,452,587	—	—	—
Foreign exchange contracts	43,317,286	16,785,692	—	43,317,286	—	—	—
Interest rate contracts	854,855,194	852,540,538	6,902,507	847,952,687	—	—	—
Separate account assets	76,351,575,215	76,351,575,215	68,777,973,796	7,396,682,986	176,918,433	—	—
Total Assets	\$ 110,782,467,049	\$ 107,610,907,909	\$ 69,606,212,818	\$34,712,916,041	\$ 6,463,338,190	\$ —	\$ —
Liabilities							
Supplementary contracts and immediate annuities	\$ 391,142,872	\$ 275,736,646	\$ —	\$ —	\$ 391,142,872	\$ —	\$ —
Deposit type contracts	860,852,315	771,286,916	—	860,852,315	—	—	—
Derivatives							
Credit contracts	1,790,920	3,615,643	—	1,790,920	—	—	—
Equity contracts	1,781,407	1,781,407	—	1,781,407	—	—	—
Foreign exchange contracts	(7,998,758)	5,425,951	—	(7,998,758)	—	—	—
Interest rate contracts	769,066,274	482,068,609	100,311	768,965,963	—	—	—
Long-term debt	3,786,567	3,786,567	—	3,786,567	—	—	—
Separate account liabilities	1,664,658	1,664,658	—	1,664,658	—	—	—
Total Liabilities	\$ 2,022,086,255	\$ 1,545,366,397	\$ 100,311	\$ 1,630,843,072	\$ 391,142,872	\$ —	\$ —

D. Reasons Not Practicable to Estimate Fair Value

None

E. Investments measured using the NAV practical expedient pursuant to SSAP No. 100R, *Fair Value*

None

21. Other Items

C. Other Disclosures

The spread of the COVID-19 virus has caused significant financial market volatility, economic uncertainty, and interruptions to normal business activities. As of the date of issuance of these financial statements, the full impact to the Company is unknown since the outbreak is still evolving. On April 15, 2020, the NAIC adopted the following guidance: INT 20-02: *Extension of Ninety-Day Rule for Impact of COVID-19*, INT 20-03: *Troubled Debt Restructuring Due to COVID-19*, and INT 20-04: *Mortgage Loan Impairment Assessment Due to COVID-19*. On May 20, 2020, the NAIC adopted the following guidance: INT 20-05: *Investment Income Due and Accrued* and INT 20-07: *Troubled Debt Restructuring of Certain Debt Instruments Due to COVID-19*. On July 22, 2020, the NAIC adopted the following guidance: INT 20-08: *COVID-19 Premium Refunds, Limited-Time Exception, Rate Reductions and Policyholder Dividends*. The Company is evaluating what, if any, impacts this guidance may have on the financial statements.

The mandatory business shutdowns and stay-at-home orders implemented in most states have required the Company to make significant changes to the day-to-day conduct of business. The Company's business has been deemed an essential service in most or all jurisdictions and employees have continued working, primarily from home. Based on the Company's experience to date, this transition to a work-from-home arrangement has been very successful. The Company has not experienced any material impact to internal controls over financial reporting due to the COVID-19 pandemic. The Company is continually monitoring and assessing the COVID-19 situation on internal controls to minimize the impact to design and operating effectiveness.

Because both the public health and economic circumstances are changing so rapidly at present, it is impossible to predict how COVID-19 will affect the Company's financial condition. Absent a further significant and prolonged market shock, however, the Company does not anticipate any material effect on its balance sheet, capital or liquidity.

STATEMENT AS OF JUNE 30, 2020 OF THE Voya Retirement Insurance and Annuity Company
NOTES TO FINANCIAL STATEMENTS

22. Events Subsequent

Type I – Recognized Subsequent Events

The Company is not aware of any events occurring subsequent to June 30, 2020 that may have a material effect on the Company's financial statements. The Company evaluated events subsequent to June 30, 2020 through August 13, 2020, the date the statutory financial statements were available to be issued.

Type II – Nonrecognized Subsequent Events

The Company is not aware of any events occurring subsequent to June 30, 2020 that may have a material effect on the Company's financial statements. The Company evaluated events subsequent to June 30, 2020 through August 13, 2020, the date the statutory financial statements were available to be issued.

23. Reinsurance

No significant change

24. Retrospectively Rated Contracts & Contracts Subject to Redetermination

E. Risk Sharing Provisions of the Affordable Care Act ("ACA")

None

25. Change in Incurred Losses and Loss Adjustment Expenses

None

26. Intercompany Pooling Arrangements

None

27. Structured Settlements

None

28. Health Care Receivables

None

29. Participating Policies

None

30. Premium Deficiency Reserves

None

31. Reserves for Life Contracts and Annuity Contracts

No significant change

32. Analysis of Annuity Actuarial Reserves and Deposit Type Contract Liabilities by Withdrawal Characteristics

No significant change

33. Analysis of Life Actuarial Reserves by Withdrawal Characteristics

No significant change

34. Premium & Annuity Considerations Deferred and Uncollected

No significant change

35. Separate Accounts

No significant change

36. Loss/Claim Adjustment Expenses

None

STATEMENT AS OF JUNE 30, 2020 OF THE VOYA RETIREMENT INSURANCE AND ANNUITY COMPANY
GENERAL INTERROGATORIES

PART 1 - COMMON INTERROGATORIES

GENERAL

- 1.1 Did the reporting entity experience any material transactions requiring the filing of Disclosure of Material Transactions with the State of Domicile, as required by the Model Act? Yes [] No [X]
- 1.2 If yes, has the report been filed with the domiciliary state? Yes [] No []
- 2.1 Has any change been made during the year of this statement in the charter, by-laws, articles of incorporation, or deed of settlement of the reporting entity? Yes [] No [X]
- 2.2 If yes, date of change:
- 3.1 Is the reporting entity a member of an Insurance Holding Company System consisting of two or more affiliated persons, one or more of which is an insurer? Yes [X] No []
 If yes, complete Schedule Y, Parts 1 and 1A.
- 3.2 Have there been any substantial changes in the organizational chart since the prior quarter end? Yes [X] No []
- 3.3 If the response to 3.2 is yes, provide a brief description of those changes.
 Changes in ownership of entities, dissolution of entities, mergers and creation of entities during the quarter.
- 3.4 Is the reporting entity publicly traded or a member of a publicly traded group? Yes [X] No []
- 3.5 If the response to 3.4 is yes, provide the CIK (Central Index Key) code issued by the SEC for the entity/group. 0000837010
- 4.1 Has the reporting entity been a party to a merger or consolidation during the period covered by this statement? Yes [] No [X]
 If yes, complete and file the merger history data file with the NAIC.
- 4.2 If yes, provide the name of the entity, NAIC Company Code, and state of domicile (use two letter state abbreviation) for any entity that has ceased to exist as a result of the merger or consolidation.

1 Name of Entity	2 NAIC Company Code	3 State of Domicile

5. If the reporting entity is subject to a management agreement, including third-party administrator(s), managing general agent(s), attorney-in-fact, or similar agreement, have there been any significant changes regarding the terms of the agreement or principals involved? Yes [] No [X] N/A []
 If yes, attach an explanation.
- 6.1 State as of what date the latest financial examination of the reporting entity was made or is being made. 12/31/2019
- 6.2 State the as of date that the latest financial examination report became available from either the state of domicile or the reporting entity. This date should be the date of the examined balance sheet and not the date the report was completed or released. 12/31/2014
- 6.3 State as of what date the latest financial examination report became available to other states or the public from either the state of domicile or the reporting entity. This is the release date or completion date of the examination report and not the date of the examination (balance sheet date). 03/09/2016
- 6.4 By what department or departments?
 Connecticut
- 6.5 Have all financial statement adjustments within the latest financial examination report been accounted for in a subsequent financial statement filed with Departments? Yes [] No [] N/A [X]
- 6.6 Have all of the recommendations within the latest financial examination report been complied with? Yes [] No [] N/A [X]
- 7.1 Has this reporting entity had any Certificates of Authority, licenses or registrations (including corporate registration, if applicable) suspended or revoked by any governmental entity during the reporting period? Yes [] No [X]
- 7.2 If yes, give full information:
- 8.1 Is the company a subsidiary of a bank holding company regulated by the Federal Reserve Board? Yes [] No [X]
- 8.2 If response to 8.1 is yes, please identify the name of the bank holding company.
- 8.3 Is the company affiliated with one or more banks, thrifts or securities firms? Yes [X] No []
- 8.4 If response to 8.3 is yes, please provide below the names and location (city and state of the main office) of any affiliates regulated by a federal regulatory services agency [i.e. the Federal Reserve Board (FRB), the Office of the Comptroller of the Currency (OCC), the Federal Deposit Insurance Corporation (FDIC) and the Securities Exchange Commission (SEC)] and identify the affiliate's primary federal regulator.

1 Affiliate Name	2 Location (City, State)	3 FRB	4 OCC	5 FDIC	6 SEC
Voya Alternative Asset Management LLC	New York, NY	NO	NO	NO	YES
Voya America Equities, Inc.	Windsor, CT	NO	NO	NO	YES
Voya Financial Partners, LLC	Windsor, CT	NO	NO	NO	YES
Voya Financial Advisors, Inc.	Des Moines, IA	NO	NO	NO	YES
Voya Investment Management Co. LLC	New York, NY	NO	NO	NO	YES
Voya Investment Management LLC	Atlanta, GA	NO	NO	NO	YES
Voya Investments Distributor, LLC	Scottsdale, AZ	NO	NO	NO	YES
Voya Investments, LLC	Scottsdale, AZ	NO	NO	NO	YES
Voya Retirement Advisors, LLC	Windsor, CT	NO	NO	NO	YES

STATEMENT AS OF JUNE 30, 2020 OF THE VOYA RETIREMENT INSURANCE AND ANNUITY COMPANY
GENERAL INTERROGATORIES

- 9.1 Are the senior officers (principal executive officer, principal financial officer, principal accounting officer or controller, or persons performing similar functions) of the reporting entity subject to a code of ethics, which includes the following standards? Yes No
 (a) Honest and ethical conduct, including the ethical handling of actual or apparent conflicts of interest between personal and professional relationships;
 (b) Full, fair, accurate, timely and understandable disclosure in the periodic reports required to be filed by the reporting entity;
 (c) Compliance with applicable governmental laws, rules and regulations;
 (d) The prompt internal reporting of violations to an appropriate person or persons identified in the code; and
 (e) Accountability for adherence to the code.
- 9.11 If the response to 9.1 is No, please explain:
- 9.2 Has the code of ethics for senior managers been amended? Yes No
- 9.21 If the response to 9.2 is Yes, provide information related to amendment(s).
- 9.3 Have any provisions of the code of ethics been waived for any of the specified officers? Yes No
- 9.31 If the response to 9.3 is Yes, provide the nature of any waiver(s).

FINANCIAL

- 10.1 Does the reporting entity report any amounts due from parent, subsidiaries or affiliates on Page 2 of this statement? Yes No
- 10.2 If yes, indicate any amounts receivable from parent included in the Page 2 amount: \$0

INVESTMENT

- 11.1 Were any of the stocks, bonds, or other assets of the reporting entity loaned, placed under option agreement, or otherwise made available for use by another person? (Exclude securities under securities lending agreements.) Yes No
- 11.2 If yes, give full and complete information relating thereto:
 Investments in other pledged collateral of \$72,178,480
12. Amount of real estate and mortgages held in other invested assets in Schedule BA: \$0
13. Amount of real estate and mortgages held in short-term investments: \$0
- 14.1 Does the reporting entity have any investments in parent, subsidiaries and affiliates? Yes No
- 14.2 If yes, please complete the following:
- | | 1
Prior Year-End
Book/Adjusted
Carrying Value | 2
Current Quarter
Book/Adjusted
Carrying Value |
|---|--|---|
| 14.21 Bonds | \$ 175,491,667 | \$ 183,344,962 |
| 14.22 Preferred Stock | \$ 0 | \$ 0 |
| 14.23 Common Stock | \$ 0 | \$ 0 |
| 14.24 Short-Term Investments | \$ 69,100,000 | \$ 253,829,233 |
| 14.25 Mortgage Loans on Real Estate | \$ 0 | \$ 0 |
| 14.26 All Other | \$ 185,157,227 | \$ 119,273,208 |
| 14.27 Total Investment in Parent, Subsidiaries and Affiliates (Subtotal Lines 14.21 to 14.26) | \$ 429,748,894 | \$ 556,447,403 |
| 14.28 Total Investment in Parent included in Lines 14.21 to 14.26 above | \$ 69,100,000 | \$ 253,829,233 |
- 15.1 Has the reporting entity entered into any hedging transactions reported on Schedule DB? Yes No
- 15.2 If yes, has a comprehensive description of the hedging program been made available to the domiciliary state? Yes No N/A
 If no, attach a description with this statement.
16. For the reporting entity's security lending program, state the amount of the following as of the current statement date:
- 16.1 Total fair value of reinvested collateral assets reported on Schedule DL, Parts 1 and 2 \$485,024,133
- 16.2 Total book adjusted/carrying value of reinvested collateral assets reported on Schedule DL, Parts 1 and 2 \$485,005,837
- 16.3 Total payable for securities lending reported on the liability page. \$485,005,837

STATEMENT AS OF JUNE 30, 2020 OF THE VOYA RETIREMENT INSURANCE AND ANNUITY COMPANY
GENERAL INTERROGATORIES

17. Excluding items in Schedule E - Part 3 - Special Deposits, real estate, mortgage loans and investments held physically in the reporting entity's offices, vaults or safety deposit boxes, were all stocks, bonds and other securities, owned throughout the current year held pursuant to a custodial agreement with a qualified bank or trust company in accordance with Section 1, III - General Examination Considerations, F. Outsourcing of Critical Functions, Custodial or Safekeeping Agreements of the NAIC Financial Condition Examiners Handbook? Yes [X] No []
- 17.1 For all agreements that comply with the requirements of the NAIC Financial Condition Examiners Handbook, complete the following:

1 Name of Custodian(s)	2 Custodian Address
Bank of New York Mellon	One Wall Street New York, NY 10286

- 17.2 For all agreements that do not comply with the requirements of the NAIC Financial Condition Examiners Handbook, provide the name, location and a complete explanation:

1 Name(s)	2 Location(s)	3 Complete Explanation(s)
.....

- 17.3 Have there been any changes, including name changes, in the custodian(s) identified in 17.1 during the current quarter? Yes [] No [X]
- 17.4 If yes, give full information relating thereto:

1 Old Custodian	2 New Custodian	3 Date of Change	4 Reason
.....

- 17.5 Investment management – Identify all investment advisors, investment managers, broker/dealers, including individuals that have the authority to make investment decisions on behalf of the reporting entity. For assets that are managed internally by employees of the reporting entity, note as such. ["...that have access to the investment accounts"; "...handle securities"]

1 Name of Firm or Individual	2 Affiliation
Voya Investment Management LLC	A.....
BlackRock Financial Management, Inc.	U.....
Blackstone Alternative Asset Management L.P.	U.....

- 17.5097 For those firms/individuals listed in the table for Question 17.5, do any firms/individuals unaffiliated with the reporting entity (i.e. designated with a "U") manage more than 10% of the reporting entity's invested assets? Yes [] No [X]

- 17.5098 For firms/individuals unaffiliated with the reporting entity (i.e. designated with a "U") listed in the table for Question 17.5, does the total assets under management aggregate to more than 50% of the reporting entity's invested assets? Yes [] No [X]

- 17.6 For those firms or individuals listed in the table for 17.5 with an affiliation code of "A" (affiliated) or "U" (unaffiliated), provide the information for the table below.

1 Central Registration Depository Number	2 Name of Firm or Individual	3 Legal Entity Identifier (LEI)	4 Registered With	5 Investment Management Agreement (IMA) Filed
108934	Voya Investment Management LLC	MZJU01BGQ7J1KULQSB89	SEC	DS.....
107105	BlackRock Financial Management, Inc.	549300LVXY1VJKE13M84	SEC	NO.....
107580	Blackstone Alternative Asset Management L.P.	549300R4EZHU6DUS3S67	SEC	NO.....

- 18.1 Have all the filing requirements of the Purposes and Procedures Manual of the NAIC Investment Analysis Office been followed? Yes [X] No []
- 18.2 If no, list exceptions:

19. By self-designating 5GI securities, the reporting entity is certifying the following elements for each self-designated 5GI security:
- a. Documentation necessary to permit a full credit analysis of the security does not exist or an NAIC CRP credit rating for an FE or PL security is not available.
 - b. Issuer or obligor is current on all contracted interest and principal payments.
 - c. The insurer has an actual expectation of ultimate payment of all contracted interest and principal.
- Has the reporting entity self-designated 5GI securities? Yes [X] No []

20. By self-designating PLGI securities, the reporting entity is certifying the following elements of each self-designated PLGI security:
- a. The security was purchased prior to January 1, 2018.
 - b. The reporting entity is holding capital commensurate with the NAIC Designation reported for the security.
 - c. The NAIC Designation was derived from the credit rating assigned by an NAIC CRP in its legal capacity as a NRSRO which is shown on a current private letter rating held by the insurer and available for examination by state insurance regulators.
 - d. The reporting entity is not permitted to share this credit rating of the PL security with the SVO.
- Has the reporting entity self-designated PLGI securities? Yes [] No [X]

21. By assigning FE to a Schedule BA non-registered private fund, the reporting entity is certifying the following elements of each self-designated FE fund:
- a. The shares were purchased prior to January 1, 2019.
 - b. The reporting entity is holding capital commensurate with the NAIC Designation reported for the security.
 - c. The security had a public credit rating(s) with annual surveillance assigned by an NAIC CRP in its legal capacity as an NRSRO prior to January 1, 2019.
 - d. The fund only or predominantly holds bonds in its portfolio.
 - e. The current reported NAIC Designation was derived from the public credit rating(s) with annual surveillance assigned by an NAIC CRP in its legal capacity as an NRSRO.
 - f. The public credit rating(s) with annual surveillance assigned by an NAIC CRP has not lapsed.
- Has the reporting entity assigned FE to Schedule BA non-registered private funds that complied with the above criteria? Yes [] No [X]

STATEMENT AS OF JUNE 30, 2020 OF THE VOYA RETIREMENT INSURANCE AND ANNUITY COMPANY
GENERAL INTERROGATORIES

PART 2 - LIFE AND ACCIDENT AND HEALTH COMPANIES/FRATERNAL BENEFIT SOCIETIES

Life and Accident Health Companies/Fraternal Benefit Societies:

1. Report the statement value of mortgage loans at the end of this reporting period for the following categories: 1
Amount
- 1.1 Long-Term Mortgages In Good Standing
- 1.11 Farm Mortgages \$ 0
- 1.12 Residential Mortgages \$ 0
- 1.13 Commercial Mortgages \$ 4,726,391,834
- 1.14 Total Mortgages in Good Standing \$ 4,726,391,834
- 1.2 Long-Term Mortgages In Good Standing with Restructured Terms
- 1.21 Total Mortgages in Good Standing with Restructured Terms \$ 0
- 1.3 Long-Term Mortgage Loans Upon which Interest is Overdue more than Three Months
- 1.31 Farm Mortgages \$ 0
- 1.32 Residential Mortgages \$ 0
- 1.33 Commercial Mortgages \$ 4,747,620
- 1.34 Total Mortgages with Interest Overdue more than Three Months \$ 4,747,620
- 1.4 Long-Term Mortgage Loans in Process of Foreclosure
- 1.41 Farm Mortgages \$ 0
- 1.42 Residential Mortgages \$ 0
- 1.43 Commercial Mortgages \$ 0
- 1.44 Total Mortgages in Process of Foreclosure \$ 0
- 1.5 Total Mortgage Loans (Lines 1.14 + 1.21 + 1.34 + 1.44) (Page 2, Column 3, Lines 3.1 + 3.2) \$ 4,731,139,454
- 1.6 Long-Term Mortgages Foreclosed, Properties Transferred to Real Estate in Current Quarter
- 1.61 Farm Mortgages \$ 0
- 1.62 Residential Mortgages \$ 0
- 1.63 Commercial Mortgages \$ 0
- 1.64 Total Mortgages Foreclosed and Transferred to Real Estate \$ 0
2. Operating Percentages:
- 2.1 A&H loss percent 0.000 %
- 2.2 A&H cost containment percent 0.000 %
- 2.3 A&H expense percent excluding cost containment expenses 0.000 %
- 3.1 Do you act as a custodian for health savings accounts? Yes [] No [X]
- 3.2 If yes, please provide the amount of custodial funds held as of the reporting date \$ 0
- 3.3 Do you act as an administrator for health savings accounts? Yes [] No [X]
- 3.4 If yes, please provide the balance of the funds administered as of the reporting date \$ 0
4. Is the reporting entity licensed or chartered, registered, qualified, eligible or writing business in at least two states? Yes [X] No []
- 4.1 If no, does the reporting entity assume reinsurance business that covers risks residing in at least one state other than the state of domicile of the reporting entity? Yes [] No []

Fraternal Benefit Societies Only:

- 5.1 In all cases where the reporting entity has assumed accident and health risks from another company, provisions should be made in this statement on account of such reinsurances for reserve equal to that which the original company would have been required to establish had it retained the risks. Has this been done? Yes [] No [] N/A []
- 5.2 If no, explain:

- 6.1 Does the reporting entity have outstanding assessments in the form of liens against policy benefits that have increased surplus? Yes [] No []
- 6.2 If yes, what is the date(s) of the original lien and the total outstanding balance of liens that remain in surplus?

Date	Outstanding Lien Amount
.....	0
.....

SCHEDULE S - CEDED REINSURANCE

Showing All New Reinsurance Treaties - Current Year to Date

1 NAIC Company Code	2 ID Number	3 Effective Date	4 Name of Reinsurer	5 Domiciliary Jurisdiction	6 Type of Reinsurance Ceded	7 Type of Business Ceded	8 Type of Reinsurer	9 Certified Reinsurer Rating (1 through 6)	10 Effective Date of Certified Reinsurer Rating
NONE									

STATEMENT AS OF JUNE 30, 2020 OF THE VOYA RETIREMENT INSURANCE AND ANNUITY COMPANY
SCHEDULE T - PREMIUMS AND ANNUITY CONSIDERATIONS

Current Year To Date - Allocated by States and Territories

States, Etc.	1	Life Contracts		Direct Business Only			7	
		2	3	4	5	6		
	Active Status (a)	Life Insurance Premiums	Annuity Considerations	Accident and Health Insurance Premiums, Including Policy, Membership and Other Fees	Other Considerations	Total Columns 2 Through 5	Deposit-Type Contracts	
1. Alabama	AL	L	394,245	40,506,559	0	0	40,900,804	0
2. Alaska	AK	L	70,476	9,201,812	0	0	9,272,288	0
3. Arizona	AZ	L	502,538	63,681,883	287	0	64,184,708	173,790
4. Arkansas	AR	L	558,427	53,912,550	0	5,702,659	60,173,635	54,135
5. California	CA	L	3,618,263	636,706,701	0	181,034,710	821,359,674	172,025
6. Colorado	CO	L	293,791	75,974,142	(701)	0	76,267,232	114,761
7. Connecticut	CT	L	1,340,563	258,182,495	0	991,611,976	1,251,135,034	296,724
8. Delaware	DE	L	53,825	18,822,109	0	13,962,080	32,838,014	0
9. District of Columbia	DC	L	70,182	17,576,347	0	6,551,630	24,198,158	0
10. Florida	FL	L	2,814,070	351,412,837	2,445	5,443,552	359,672,903	354,207
11. Georgia	GA	L	749,176	149,613,317	0	8,603,050	158,965,543	363,093
12. Hawaii	HI	L	313,601	7,972,351	0	23,323,957	31,609,910	0
13. Idaho	ID	L	65,517	13,016,418	0	0	13,081,935	0
14. Illinois	IL	L	1,384,281	233,440,084	0	62,165,776	296,990,142	140,927
15. Indiana	IN	L	618,568	95,137,950	0	0	95,756,518	0
16. Iowa	IA	L	269,440	61,949,585	0	0	62,219,025	0
17. Kansas	KS	L	1,683,537	60,936,799	0	0	62,620,337	0
18. Kentucky	KY	L	260,609	68,255,223	0	16,694,878	85,210,710	0
19. Louisiana	LA	L	392,307	96,014,063	0	0	96,406,370	0
20. Maine	ME	L	136,131	20,224,846	0	0	20,360,976	0
21. Maryland	MD	L	1,075,904	114,914,324	0	0	115,990,228	190,000
22. Massachusetts	MA	L	778,031	223,744,696	620	63,581,207	288,104,555	180,185,611
23. Michigan	MI	L	1,973,227	128,243,478	0	10,294,098	140,510,803	278,481
24. Minnesota	MN	L	5,364,881	113,727,999	0	0	119,092,880	0
25. Mississippi	MS	L	331,947	25,838,073	0	0	26,170,020	0
26. Missouri	MO	L	416,190	126,894,779	0	38,948,028	166,258,997	48,927
27. Montana	MT	L	35,073	7,994,903	0	0	8,029,976	0
28. Nebraska	NE	L	116,348	34,990,769	0	0	35,107,117	0
29. Nevada	NV	L	239,318	66,051,818	0	0	66,291,136	0
30. New Hampshire	NH	L	140,579	37,031,328	377	0	37,172,285	11,441
31. New Jersey	NJ	L	1,901,021	266,300,091	0	0	268,201,112	292,543
32. New Mexico	NM	L	111,992	14,636,998	0	0	14,748,989	0
33. New York	NY	L	5,287,704	617,150,008	20,313	27,366,819	649,824,845	646,918
34. North Carolina	NC	L	1,393,976	84,312,789	221	6,050,907	91,757,893	421,283
35. North Dakota	ND	L	103,239	3,799,874	0	0	3,903,113	0
36. Ohio	OH	L	1,320,418	305,301,533	0	0	306,621,950	23,782
37. Oklahoma	OK	L	239,639	49,386,764	0	0	49,626,403	351,717
38. Oregon	OR	L	135,796	141,713,635	0	2,533,991	144,383,421	160,822
39. Pennsylvania	PA	L	2,398,283	242,171,331	0	278,996	244,848,610	47,990
40. Rhode Island	RI	L	209,611	43,864,646	0	0	44,074,257	302,728
41. South Carolina	SC	L	438,353	31,605,509	1,111	0	32,044,973	0
42. South Dakota	SD	L	53,087	4,703,931	0	0	4,757,018	0
43. Tennessee	TN	L	696,768	113,278,050	0	527,690	114,502,508	23,853
44. Texas	TX	L	2,600,362	454,532,562	0	39,190,744	496,323,668	336,226
45. Utah	UT	L	602,754	23,467,190	0	0	24,069,945	0
46. Vermont	VT	L	66,341	5,615,768	385	0	5,682,494	0
47. Virginia	VA	L	1,158,934	225,869,904	0	10,926,950	237,955,788	(87,270)
48. Washington	WA	L	318,787	89,592,506	0	0	89,911,293	463,121
49. West Virginia	WV	L	105,844	14,959,145	0	0	15,064,989	0
50. Wisconsin	WI	L	341,972	164,948,225	0	0	165,290,198	24,636
51. Wyoming	WY	L	10,688	5,219,484	0	0	5,230,172	0
52. American Samoa	AS	N	0	3,882	0	0	3,882	0
53. Guam	GU	L	0	137,879	0	0	137,879	0
54. Puerto Rico	PR	L	11,786	1,300,965	0	0	1,312,752	0
55. U.S. Virgin Islands	VI	L	1,680	1,363,447	0	0	1,365,126	0
56. Northern Mariana Islands	MP	N	0	593	0	0	593	0
57. Canada	CAN	N	961	819,928	0	0	820,889	0
58. Aggregate Other Aliens	OT	XXX	184,986	2,000,809	0	0	2,185,795	0
59. Subtotal	XXX	45,756,027	6,120,027,684	25,059	1,514,793,696	7,680,602,466	185,392,473	
90. Reporting entity contributions for employee benefits plans	XXX	0	0	0	0	0	0	
91. Dividends or refunds applied to purchase paid-up additions and annuities	XXX	0	0	0	0	0	0	
92. Dividends or refunds applied to shorten endowment or premium paying period	XXX	0	0	0	0	0	0	
93. Premium or annuity considerations waived under disability or other contract provisions	XXX	828,999	0	0	0	828,999	0	
94. Aggregate or other amounts not allocable by State	XXX	0	0	0	0	0	0	
95. Totals (Direct Business)	XXX	46,585,025	6,120,027,684	25,059	1,514,793,696	7,681,431,464	185,392,473	
96. Plus Reinsurance Assumed	XXX	1,059,126	0	0	0	1,059,126	0	
97. Totals (All Business)	XXX	47,644,151	6,120,027,684	25,059	1,514,793,696	7,682,490,590	185,392,473	
98. Less Reinsurance Ceded	XXX	47,644,151	50,021,518	25,059	0	97,690,728	0	
99. Totals (All Business) less Reinsurance Ceded	XXX	0	6,070,006,166	0	1,514,793,696	7,584,799,862	185,392,473	
DETAILS OF WRITE-INS								
58001. ZZZ Other alien	XXX	184,986	2,000,809	0	0	2,185,795	0	
58002.	XXX	0	0	0	0	0	0	
58003.	XXX	0	0	0	0	0	0	
58998. Summary of remaining write-ins for Line 58 from overflow page	XXX	0	0	0	0	0	0	
58999. Totals (Lines 58001 through 58003 plus 58998)(Line 58 above)	XXX	184,986	2,000,809	0	0	2,185,795	0	
9401.	XXX	0	0	0	0	0	0	
9402.	XXX	0	0	0	0	0	0	
9403.	XXX	0	0	0	0	0	0	
9498. Summary of remaining write-ins for Line 94 from overflow page	XXX	0	0	0	0	0	0	
9499. Totals (Lines 9401 through 9403 plus 9498)(Line 94 above)	XXX	0	0	0	0	0	0	

(a) Active Status Counts:

L - Licensed or Chartered - Licensed Insurance carrier or domiciled RRG..... 54 R - Registered - Non-domiciled RRGs..... 0
E - Eligible - Reporting entities eligible or approved to write surplus lines in the state..... 0 Q - Qualified - Qualified or accredited reinsurer..... 0
N - None of the above - Not allowed to write business in the state..... 3

**SCHEDULE Y - INFORMATION CONCERNING ACTIVITIES OF INSURER MEMBERS OF A HOLDING COMPANY GROUP
PART 1 - ORGANIZATIONAL CHART**

Entity Name	Insurer/Non-insurer	FEIN	NAIC	State
Voya Financial, Inc.		52-1222820		DE
Pen-Cal Administrators, Inc.		94-2695108		CA
SLD Service Company, LLC		84-4774506		DE
RL Payroll Management Company, LLC		85-0526803		DE
IIPS OF FLORIDA, LLC				FL
Security Life Assignment Corporation		84-1437826		CO
Security Life of Denver Insurance Company	Insurer	84-0499703	68713	CO
Midwestern United Life Insurance Company	Insurer	35-0838945	66109	IN
Pomona Capital VII, L.P.				DE
Pomona Energy Partners US, L.P.				DE
Pomona Voya (US) Holdings Co-Investment II, L.P.				DE
Pomona Voya (US) Holdings IV, L.P.				DE
Pomona Voya (US) Holdings V L.P.				DE
Pomona Voya (US) Holdings V-A, L.P.				DE
Roaring River IV Holding, LLC		46-3607309		DE
Roaring River IV, LLC	Insurer	80-0955075	15365	MO
The Voya Proprietary Alpha Fund, LLC		20-8811107		DE
Voya America Equities, Inc.		84-1251388		CO
Voya Pomona Asia Pacific Private Equity Co-Invest I L.P.				DE
RiverRoch LLC				DE
Oconee Real Estate Holdings LLC		85-1578755		DE
Security Life of Denver International Limited	Insurer	98-0138339	15321	AZ
Roaring River II, Inc.	Insurer	27-2278894	14007	AZ
Voya Custom Investments LLC		27-2278894		DE
SLDI Georgia Holdings, Inc.		27-1108872		GA
Voya II Custom Investments LLC		27-1108872		DE
Rancho Mountain Properties, Inc.		27-2987157		DE
Voya Financial Products Company, Inc.		26-1956344		DE
Voya Holdings Inc.		02-0488491		CT
Voya Benefits Company, LLC		83-0965809		DE
ILICA LLC		06-1067464		CT
ReliaStar Life Insurance Company	Insurer	41-0451140	67105	MN
Pomona Capital VII, L.P.				DE
Parent/Subsidiary listing is not repeated				
Pomona Voya (US) Holdings Co-Investment II, L.P.				DE
Pomona Voya (US) Holdings IV, L.P.				DE
Pomona Voya (US) Holdings V L.P.				DE
Pomona Voya (US) Holdings V-A, L.P.				DE
ReliaStar Life Insurance Company of New York	Insurer	53-0242530	61360	NY
Roaring River, LLC	Insurer	26-3355951	13583	MO
The Voya Proprietary Alpha Fund, LLC		20-8811107		DE
RiverRoch LLC				DE
Oconee Real Estate Holdings LLC		85-1578755		DE
Voya Financial Advisors, Inc.		41-0945505		MN
Voya Institutional Trust Company		46-5416028		CT
Voya Insurance Solutions, Inc.		06-1465377		CT
Voya International Nominee Holdings, Inc.		06-0952776		CT
Voya Investment Management LLC		58-2361003		DE
Voya Capital, LLC		86-1020892		DE
Voya Funds Services, LLC		86-1020893		DE
Voya Investments Distributor, LLC		03-0485744		DE
Voya Investments, LLC		03-0402099		AZ
Voya Investment Management Alternative Assets LLC		13-4038444		DE
ING Pomona Private Equity Management (Luxembourg) S.A.				LUX
Pomona Capital Secondary Co-Investment, L.P.				DE
Voya Alternative Asset Management Ireland Limited				IRL
Voya Alternative Asset Management LLC		13-3863170		DE
The Voya Proprietary Alpha Fund, LLC		20-8811107		DE
Voya Multi-Strategy Opportunity Fund LLC				DE
Voya CML GP LLC				DE
Voya TALF GP LLC				DE
Voya TALF Opportunity Fund LP				DE
Voya Furman Selz Investments III LLC		13-4127836		DE
Voya Pomona Holdings LLC		13-4152011		DE
Pomona G.P. Holdings LLC		13-4150600		DE
Opportunity Investor P Associates, L.P.				DE
Opportunity Investor P, L.P.				DE
Opportunity Investor P Secondary Associates, LLC				DE
Opportunity Investor P Associates, L.P.				DE
Parent/Subsidiary listing is not repeated				
Pomona Associates V, LP		13-4197230		DE
Pomona Associates VI, LP		20-1779011		DE
Pomona Associates VII, L.P.		26-1701070		DE
Pomona Capital VII, L.P.				DE
Parent/Subsidiary listing is not repeated				
Pomona Energy Partners, L.P.				DE
Pomona Associates VIII, L.P.		37-1698452		DE
Pomona Investors III, L.P.		13-4150966		DE
Pomona Investors IV, L.P.		59-3794146		DE
Pomona Investors V L.P.		26-1939518		DE
Pomona Primary Associates III LLC		13-4150602		DE
Pomona Holdings Associates III LLC		13-4150970		DE
Pomona Investors III, L.P.		13-4150966		DE
Pomona Primary Associates IV LLC		59-3794146		DE
Pomona Investors IV, L.P.		59-3794146		DE
Pomona Primary Associates V LLC		26-1939443		DE
Pomona Investors V L.P.		26-1939518		DE
Pomona Secondary Associates V LLC		13-4196882		DE
Pomona Associates V, LP		13-4197230		DE
Pomona Secondary Associates VI LLC		20-1779002		DE

**SCHEDULE Y - INFORMATION CONCERNING ACTIVITIES OF INSURER MEMBERS OF A HOLDING COMPANY GROUP
PART 1 - ORGANIZATIONAL CHART**

Entity Name	Insurer/Non-insurer	FEIN	NAIC	State
Pomona Associates VI, LP		20-1779011		DE
Pomona Secondary Associates VII LLC		26-1668484		DE
Pomona Associates VII, L.P.		26-1701070		DE
Parent/Subsidiary listing is not repeated				
Pomona Secondary Associates VIII, LLC		46-0666750		DE
Pomona Associates VIII, L.P.		37-1698452		DE
Pomona Secondary Co-Investment Associates, LLC				DE
Pomona Secondary Co-Investment Associates, LP				DE
Pomona Capital Secondary Co-Investment, L.P.				DE
Pomona Secondary Co-Investment Associates, LP				DE
Parent/Subsidiary listing is not repeated				
Pomona Voya (US) Holdings Associates II LLC		36-4577583		DE
Pomona Voya (US) Holdings Associates II, L.P.		37-1513803		DE
Pomona Voya (US) Holdings Co- Investment Associates II, L.P.				DE
Pomona Voya (US) Holdings Co-Investment II, L.P.				DE
Pomona Voya (US) Holdings Co-Investment Associates L.P.				DE
Pomona Voya (US) Holdings Associates II, L.P.		37-1513803		DE
Parent/Subsidiary listing is not repeated				
Pomona Voya (US) Holdings Associates III LLC		16-1771993		DE
Pomona Voya (US) Holdings Associates III LP				DE
Pomona Voya (US) Holdings Associates III LP				DE
Pomona Voya (US) Holdings Associates IV LLC		26-1705350		DE
Pomona Voya (US) Holdings Associates IV, L.P.		26-1705523		DE
Pomona Voya (US) Holdings IV, L.P.				DE
Parent/Subsidiary listing is not repeated				
Pomona Voya (US) Holdings Associates IV, L.P.		26-1705523		DE
Parent/Subsidiary listing is not repeated				
Pomona Voya (US) Holdings Associates LLC		20-0554145		DE
Pomona Voya (US) Holdings Associates, L.P.		20-0585365		DE
Pomona Voya (US) Holdings Associates V, L.P.				DE
Pomona Voya (US) Holdings V L.P.				DE
Pomona Voya (US) Holdings V-A, L.P.				DE
Pomona Voya (US) Holdings Associates V, LLC				DE
Pomona Voya (US) Holdings Associates V, L.P.				DE
Parent/Subsidiary listing is not repeated				
Pomona Voya (US) Holdings Associates, L.P.		20-0585365		DE
Pomona Voya (US) Holdings Co- Investment Associates II, L.P.				DE
Parent/Subsidiary listing is not repeated				
Pomona Voya (US) Holdings Co-Investment Associates L.P.				DE
Pomona Voya Asia Pacific Associates, L.P.				DE
Voya Pomona Asia Pacific G.P. Limited				CYM
Voya Pomona Asia Pacific Private Equity Co-Invest I L.P.				DE
Pomona Voya Asia Pacific Associates, LLC				DE
Pomona Voya Asia Pacific Associates, L.P.				DE
Parent/Subsidiary listing is not repeated				
Pomona Management LLC		13-4149700		DE
Pomona Capital Asia Limited				HKG
Pomona Europe, Ltd.				GBR
Pomona Europe Advisers Limited				GBR
Voya Realty Group LLC		13-4003969		DE
Voya Investment Management Co. LLC		06-0888148		DE
Voya Investment Management (UK) Limited				GBR
Voya Investment Trust Co.		06-1440627		CT
Voya Investment Management Services (UK) Limited				GBR
Voya Retirement Insurance and Annuity Company	Insurer	71-0294708	86509	CT
RiverRoch LLC				DE
Oconee Real Estate Holdings LLC		85-1578755		DE
Pomona Capital VII, L.P.				DE
Parent/Subsidiary listing is not repeated				
Pomona Voya (US) Holdings Co-Investment II, L.P.				DE
Pomona Voya (US) Holdings IV, L.P.				DE
Pomona Voya (US) Holdings V L.P.				DE
Pomona Voya (US) Holdings V-A, L.P.				DE
Voya Financial Partners, LLC		06-1375177		DE
Voya Pomona Asia Pacific Private Equity Co-Invest I L.P.				DE
Voya Institutional Plan Services, LLC		04-3516284		DE
Voya Retirement Advisors, LLC		22-1862786		NJ
Voya Payroll Management, Inc.		52-2197204		DE
Voya Services Company		52-1317217		DE
VFI SLK Global Services Private Limited				IND
Voya Special Investments, Inc.				DE

STATEMENT AS OF JUNE 30, 2020 OF THE VOYA RETIREMENT INSURANCE AND ANNUITY COMPANY

SCHEDULE Y

PART 1A - DETAIL OF INSURANCE HOLDING COMPANY SYSTEM

1	2	3	4	5	6	7	8	9	10	11	12	13	14	15	16
Group Code	Group Name	NAIC Company Code	ID Number	Federal RSSD	CIK	Name of Securities Exchange if Publicly Traded (U.S. or International)	Names of Parent, Subsidiaries Or Affiliates	Domiciliary Location	Relationship to Reporting Entity	Directly Controlled by (Name of Entity/Person)	Type of Control (Ownership, Board, Management, Attorney-in-Fact, Influence, Other)	If Control is Ownership Provide Percentage	Ultimate Controlling Entity(ies)/Person(s)	Is an SCA Filing Required? (Y/N)	*
4832	VOYA FINANCIAL						TIPS OF FLORIDA, LLC	FL	NIA	Voya Financial, Inc.	Ownership	100.000	Voya Financial, Inc.	N	
4832	VOYA FINANCIAL		06-1067464				ILICA LLC	CT	NIA	Voya Holdings Inc.	Ownership	100.000	Voya Financial, Inc.	N	
4832	VOYA FINANCIAL						ING Pomona Private Equity Management (Luxembourg) S.A.	LUX	NIA	Voya Investment Management Alternative Assets LLC	Ownership	100.000	Voya Financial, Inc.	N	
4832	VOYA FINANCIAL	66109	35-0838945				Midwestern United Life Insurance Company	IN	IA	Security Life of Denver Insurance Company	Ownership	100.000	Voya Financial, Inc.	N	
4832	VOYA FINANCIAL		85-1578755				Oconee Real Estate Holdings LLC	DE	NIA	Voya Retirement Insurance and Annuity Company	Ownership	30.400	Voya Financial, Inc.	N	
4832	VOYA FINANCIAL		85-1578755				Oconee Real Estate Holdings LLC	DE	NIA	Security Life of Denver Insurance Company	Ownership	8.600	Voya Financial, Inc.	N	
4832	VOYA FINANCIAL		85-1578755				Oconee Real Estate Holdings LLC	DE	NIA	ReliaStar Life Insurance Company	Ownership	19.000	Voya Financial, Inc.	N	
4832	VOYA FINANCIAL		85-1578755				Oconee Real Estate Holdings LLC	DE	NIA	Third Party Shareholders	Ownership	42.000	Voya Financial, Inc.	N	
4832	VOYA FINANCIAL						Opportunity Investor P Associates, L.P.	DE	NIA	Opportunity Investor P Secondary Associates, LLC	Management	0.000	Voya Financial, Inc.	N	
4832	VOYA FINANCIAL						Opportunity Investor P Associates, L.P.	DE	NIA	Pomona G.P. Holdings LLC	Management	0.000	Voya Financial, Inc.	N	
4832	VOYA FINANCIAL						Opportunity Investor P Secondary Associates, LLC	DE	NIA	Pomona G.P. Holdings LLC	Ownership	100.000	Voya Financial, Inc.	N	
4832	VOYA FINANCIAL						Opportunity Investor P, L.P.	DE	NIA	Opportunity Investor P Associates, L.P.	Management	0.000	Voya Financial, Inc.	N	
4832	VOYA FINANCIAL		94-2695108				Pen-Cal Administrators, Inc.	CA	NIA	Voya Financial, Inc.	Ownership	100.000	Voya Financial, Inc.	N	
4832	VOYA FINANCIAL		13-4197230				Pomona Associates V, LP	DE	NIA	Pomona G.P. Holdings LLC	Management	0.000	Voya Financial, Inc.	N	
4832	VOYA FINANCIAL		13-4197230				Pomona Associates VI, LP	DE	NIA	Pomona Secondary Associates V LLC	Management	0.000	Voya Financial, Inc.	N	
4832	VOYA FINANCIAL		20-1779011				Pomona Associates VI, LP	DE	NIA	Pomona G.P. Holdings LLC	Management	0.000	Voya Financial, Inc.	N	
4832	VOYA FINANCIAL		20-1779011				Pomona Associates VII, LP	DE	NIA	Pomona Secondary Associates VI LLC	Management	0.000	Voya Financial, Inc.	N	
4832	VOYA FINANCIAL		26-1701070				Pomona Associates VII, L.P.	DE	NIA	Pomona G.P. Holdings LLC	Management	0.000	Voya Financial, Inc.	N	
4832	VOYA FINANCIAL		26-1701070				Pomona Associates VII, L.P.	DE	NIA	Pomona Secondary Associates VII LLC	Management	0.000	Voya Financial, Inc.	N	
4832	VOYA FINANCIAL		37-1698452				Pomona Associates VIII, L.P.	DE	NIA	Pomona G.P. Holdings LLC	Management	39.000	Voya Financial, Inc.	N	
4832	VOYA FINANCIAL		37-1698452				Pomona Associates VIII, L.P.	DE	NIA	Pomona Secondary Associates VIII, LLC	Management	1.000	Voya Financial, Inc.	N	
4832	VOYA FINANCIAL		37-1698452				Pomona Associates VIII, L.P.	DE	NIA	Third Party Shareholders	Ownership	60.000	Voya Financial, Inc.	N	
4832	VOYA FINANCIAL						Pomona Capital Asia Limited	HKG	NIA	Pomona Management LLC	Ownership	100.000	Voya Financial, Inc.	N	
4832	VOYA FINANCIAL						Pomona Capital Secondary Co-Investment, L.P.	DE	NIA	Pomona Secondary Co-Investment Associates, LP	Ownership	1.000	Voya Financial, Inc.	N	
4832	VOYA FINANCIAL						Pomona Capital Secondary Co-Investment, L.P.	DE	NIA	Third Party Shareholders	Ownership	79.930	Voya Financial, Inc.	N	
4832	VOYA FINANCIAL						Pomona Capital Secondary Co-Investment, L.P.	DE	NIA	Voya Investment Management Alternative Assets LLC	Ownership	19.070	Voya Financial, Inc.	N	
4832	VOYA FINANCIAL						Pomona Capital VII, L.P.	DE	NIA	Voya Retirement Insurance and Annuity Company	Management	0.000	Voya Financial, Inc.	N	
4832	VOYA FINANCIAL						Pomona Capital VII, L.P.	DE	NIA	Pomona Associates VII, L.P.	Management	0.000	Voya Financial, Inc.	N	
4832	VOYA FINANCIAL						Pomona Capital VII, L.P.	DE	NIA	ReliaStar Life Insurance Company	Management	0.000	Voya Financial, Inc.	N	
4832	VOYA FINANCIAL						Pomona Capital VII, L.P.	DE	NIA	Security Life of Denver Insurance Company	Management	0.000	Voya Financial, Inc.	N	
4832	VOYA FINANCIAL						Pomona Energy Partners US, L.P.	DE	NIA	Pomona Capital VII, L.P.	Management	0.000	Voya Financial, Inc.	N	
4832	VOYA FINANCIAL						Pomona Energy Partners, L.P.	DE	NIA	Pomona Associates VII, L.P.	Management	0.000	Voya Financial, Inc.	N	
4832	VOYA FINANCIAL						Pomona Europe Advisers Limited	GBR	NIA	Pomona Europe, Ltd.	Management	0.000	Voya Financial, Inc.	N	
4832	VOYA FINANCIAL						Pomona Europe, Ltd.	GBR	NIA	Pomona Management LLC	Ownership	100.000	Voya Financial, Inc.	N	
4832	VOYA FINANCIAL		13-4150600				Pomona G.P. Holdings LLC	DE	NIA	Voya Pomona Holdings LLC	Management	0.000	Voya Financial, Inc.	N	
4832	VOYA FINANCIAL		13-4150970				Pomona Holdings Associates III LLC	DE	NIA	Pomona Primary Associates III LLC	Ownership	100.000	Voya Financial, Inc.	N	
4832	VOYA FINANCIAL		13-4150966				Pomona Investors III, L.P.	DE	NIA	Pomona G.P. Holdings LLC	Management	0.000	Voya Financial, Inc.	N	
4832	VOYA FINANCIAL		13-4150966				Pomona Investors III, L.P.	DE	NIA	Pomona Primary Associates III LLC	Management	0.000	Voya Financial, Inc.	N	
4832	VOYA FINANCIAL		59-3794146				Pomona Investors IV, L.P.	DE	NIA	Pomona G.P. Holdings LLC	Management	0.000	Voya Financial, Inc.	N	
4832	VOYA FINANCIAL		59-3794146				Pomona Investors IV, L.P.	DE	NIA	Pomona Primary Associates IV LLC	Management	0.000	Voya Financial, Inc.	N	
4832	VOYA FINANCIAL		26-1939518				Pomona Investors V L.P.	DE	NIA	Pomona G.P. Holdings LLC	Management	0.000	Voya Financial, Inc.	N	
4832	VOYA FINANCIAL		26-1939518				Pomona Investors V L.P.	DE	NIA	Pomona Primary Associates V LLC	Management	0.000	Voya Financial, Inc.	N	
4832	VOYA FINANCIAL		13-4149700				Pomona Management LLC	DE	NIA	Voya Pomona Holdings LLC	Ownership	100.000	Voya Financial, Inc.	N	
4832	VOYA FINANCIAL		13-4150602				Pomona Primary Associates III LLC	DE	NIA	Pomona G.P. Holdings LLC	Ownership	100.000	Voya Financial, Inc.	N	
4832	VOYA FINANCIAL		59-3794146				Pomona Primary Associates IV LLC	DE	NIA	Pomona G.P. Holdings LLC	Ownership	100.000	Voya Financial, Inc.	N	
4832	VOYA FINANCIAL		26-1939443				Pomona Primary Associates V LLC	DE	NIA	Pomona G.P. Holdings LLC	Ownership	100.000	Voya Financial, Inc.	N	

STATEMENT AS OF JUNE 30, 2020 OF THE VOYA RETIREMENT INSURANCE AND ANNUITY COMPANY

SCHEDULE Y

PART 1A - DETAIL OF INSURANCE HOLDING COMPANY SYSTEM

1	2	3	4	5	6	7	8	9	10	11	12	13	14	15	16
Group Code	Group Name	NAIC Company Code	ID Number	Federal RSSD	CIK	Name of Securities Exchange if Publicly Traded (U.S. or International)	Names of Parent, Subsidiaries Or Affiliates	Domiciliary Location	Relationship to Reporting Entity	Directly Controlled by (Name of Entity/Person)	Type of Control (Ownership, Board, Management, Attorney-in-Fact, Influence, Other)	If Control is Ownership Provide Percentage	Ultimate Controlling Entity(ies)/Person(s)	Is an SCA Filing Required? (Y/N)	*
4832	VOYA FINANCIAL		13-4196882				Pomona Secondary Associates V LLC	DE	NIA	Pomona G.P. Holdings LLC	Ownership	100.000	Voya Financial, Inc.	N	
4832	VOYA FINANCIAL		20-1779002				Pomona Secondary Associates VI LLC	DE	NIA	Pomona G.P. Holdings LLC	Ownership	100.000	Voya Financial, Inc.	N	
4832	VOYA FINANCIAL		26-1668484				Pomona Secondary Associates VII LLC	DE	NIA	Pomona G.P. Holdings LLC	Ownership	100.000	Voya Financial, Inc.	N	
4832	VOYA FINANCIAL		46-0666750				Pomona Secondary Associates VIII, LLC	DE	NIA	Pomona G.P. Holdings LLC	Ownership	100.000	Voya Financial, Inc.	N	
4832	VOYA FINANCIAL						Pomona Secondary Co-Investment Associates, LLC	DE	NIA	Pomona G.P. Holdings LLC	Ownership	100.000	Voya Financial, Inc.	N	
4832	VOYA FINANCIAL						Pomona Secondary Co-Investment Associates, LP	DE	NIA	Pomona Secondary Co-Investment Associates, LLC	Management	1.000	Voya Financial, Inc.	N	
4832	VOYA FINANCIAL						Pomona Secondary Co-Investment Associates, LP	DE	NIA	Pomona G.P. Holdings LLC	Management	49.000	Voya Financial, Inc.	N	
4832	VOYA FINANCIAL		36-4577583				Pomona Voya (US) Holdings Associates II LLC	DE	NIA	Pomona G.P. Holdings LLC	Ownership	100.000	Voya Financial, Inc.	N	
4832	VOYA FINANCIAL		37-1513803				Pomona Voya (US) Holdings Associates II, L.P.	DE	NIA	Pomona G.P. Holdings LLC	Management	0.000	Voya Financial, Inc.	N	
4832	VOYA FINANCIAL		37-1513803				Pomona Voya (US) Holdings Associates II, L.P.	DE	NIA	Pomona Voya (US) Holdings Associates II LLC	Management	0.000	Voya Financial, Inc.	N	
4832	VOYA FINANCIAL		16-1771993				Pomona Voya (US) Holdings Associates III LLC	DE	NIA	Pomona G.P. Holdings LLC	Ownership	100.000	Voya Financial, Inc.	N	
4832	VOYA FINANCIAL						Pomona Voya (US) Holdings Associates III LP	DE	NIA	Pomona G.P. Holdings LLC	Management	0.000	Voya Financial, Inc.	N	
4832	VOYA FINANCIAL						Pomona Voya (US) Holdings Associates III LP	DE	NIA	Pomona Voya (US) Holdings Associates III LLC	Management	0.000	Voya Financial, Inc.	N	
4832	VOYA FINANCIAL		26-1705350				Pomona Voya (US) Holdings Associates IV LLC	DE	NIA	Pomona G.P. Holdings LLC	Ownership	100.000	Voya Financial, Inc.	N	
4832	VOYA FINANCIAL		26-1705523				Pomona Voya (US) Holdings Associates IV, L.P.	DE	NIA	Pomona G.P. Holdings LLC	Management	0.000	Voya Financial, Inc.	N	
4832	VOYA FINANCIAL		26-1705523				Pomona Voya (US) Holdings Associates IV, L.P.	DE	NIA	Pomona Voya (US) Holdings Associates IV LLC	Management	0.000	Voya Financial, Inc.	N	
4832	VOYA FINANCIAL		20-0554145				Pomona Voya (US) Holdings Associates LLC	DE	NIA	Pomona G.P. Holdings LLC	Ownership	100.000	Voya Financial, Inc.	N	
4832	VOYA FINANCIAL						Pomona Voya (US) Holdings Associates V, L.P.	DE	NIA	Pomona G.P. Holdings LLC	Management	0.000	Voya Financial, Inc.	N	
4832	VOYA FINANCIAL						Pomona Voya (US) Holdings Associates V, L.P.	DE	NIA	Pomona Voya (US) Holdings Associates V, LLC	Management	0.000	Voya Financial, Inc.	N	
4832	VOYA FINANCIAL						Pomona Voya (US) Holdings Associates V, LLC	DE	NIA	Pomona G.P. Holdings LLC	Ownership	100.000	Voya Financial, Inc.	N	
4832	VOYA FINANCIAL		20-0585365				Pomona Voya (US) Holdings Associates, L.P.	DE	NIA	Pomona G.P. Holdings LLC	Management	0.000	Voya Financial, Inc.	N	
4832	VOYA FINANCIAL		20-0585365				Pomona Voya (US) Holdings Associates, L.P.	DE	NIA	Pomona Voya (US) Holdings Associates LLC	Management	0.000	Voya Financial, Inc.	N	
4832	VOYA FINANCIAL						Pomona Voya (US) Holdings Co - Investment Associates L.P.	DE	NIA	Pomona Voya (US) Holdings Associates II LLC	Management	1.000	Voya Financial, Inc.	N	
4832	VOYA FINANCIAL						Pomona Voya (US) Holdings Co - Investment Associates L.P.	DE	NIA	Third Party Shareholders	Management	50.000	Voya Financial, Inc.	N	
4832	VOYA FINANCIAL						Pomona Voya (US) Holdings Co - Investment Associates L.P.	DE	NIA	Pomona G.P. Holdings LLC	Management	49.000	Voya Financial, Inc.	N	
4832	VOYA FINANCIAL						Pomona Voya (US) Holdings Co- Investment Associates II, L.P.	DE	NIA	Pomona G.P. Holdings LLC	Management	0.000	Voya Financial, Inc.	N	
4832	VOYA FINANCIAL						Pomona Voya (US) Holdings Co- Investment Associates II, L.P.	DE	NIA	Pomona Voya (US) Holdings Associates II, L.P.	Management	0.000	Voya Financial, Inc.	N	
4832	VOYA FINANCIAL						Pomona Voya (US) Holdings Co-Investment II, L.P.	DE	NIA	Voya Retirement Insurance and Annuity Company	Ownership	21.980	Voya Financial, Inc.	N	
4832	VOYA FINANCIAL						Pomona Voya (US) Holdings Co-Investment II, L.P.	DE	NIA	Pomona Voya (US) Holdings Co- Investment Associates II, L.P.	Ownership	0.100	Voya Financial, Inc.	N	
4832	VOYA FINANCIAL						Pomona Voya (US) Holdings Co-Investment II, L.P.	DE	NIA	ReliaStar Life Insurance Company	Ownership	17.980	Voya Financial, Inc.	N	
4832	VOYA FINANCIAL						Pomona Voya (US) Holdings Co-Investment II, L.P.	DE	NIA	Security Life of Denver Insurance Company	Ownership	33.970	Voya Financial, Inc.	N	
4832	VOYA FINANCIAL						Pomona Voya (US) Holdings IV, L.P.	DE	NIA	Voya Retirement Insurance and Annuity Company	Management	0.000	Voya Financial, Inc.	N	

STATEMENT AS OF JUNE 30, 2020 OF THE VOYA RETIREMENT INSURANCE AND ANNUITY COMPANY

SCHEDULE Y

PART 1A - DETAIL OF INSURANCE HOLDING COMPANY SYSTEM

1	2	3	4	5	6	7	8	9	10	11	12	13	14	15	16
Group Code	Group Name	NAIC Company Code	ID Number	Federal RSSD	CIK	Name of Securities Exchange if Publicly Traded (U.S. or International)	Names of Parent, Subsidiaries Or Affiliates	Domiciliary Location	Relationship to Reporting Entity	Directly Controlled by (Name of Entity/Person)	Type of Control (Ownership, Board, Management, Attorney-in-Fact, Influence, Other)	If Control is Ownership Provide Percentage	Ultimate Controlling Entity(ies)/Person(s)	Is an SCA Filing Required? (Y/N)	*
.4832	VOYA FINANCIAL						Pomona Voya (US) Holdings IV, L.P.	DE	NIA	Pomona Voya (US) Holdings Associates IV, L.P.	Management	0.000	Voya Financial, Inc.	N	
.4832	VOYA FINANCIAL						Pomona Voya (US) Holdings IV, L.P.	DE	NIA	ReliaStar Life Insurance Company	Management	0.000	Voya Financial, Inc.	N	
.4832	VOYA FINANCIAL						Pomona Voya (US) Holdings IV, L.P.	DE	NIA	Security Life of Denver Insurance Company	Management	0.000	Voya Financial, Inc.	N	
.4832	VOYA FINANCIAL						Pomona Voya (US) Holdings V L.P.	DE	NIA	Voya Retirement Insurance and Annuity Company	Ownership	33.300	Voya Financial, Inc.	N	
.4832	VOYA FINANCIAL						Pomona Voya (US) Holdings V L.P.	DE	NIA	Pomona Voya (US) Holdings Associates V, L.P.	Ownership	0.100	Voya Financial, Inc.	N	
.4832	VOYA FINANCIAL						Pomona Voya (US) Holdings V L.P.	DE	NIA	ReliaStar Life Insurance Company	Ownership	26.640	Voya Financial, Inc.	N	
.4832	VOYA FINANCIAL						Pomona Voya (US) Holdings V L.P.	DE	NIA	Security Life of Denver Insurance Company	Ownership	22.640	Voya Financial, Inc.	N	
.4832	VOYA FINANCIAL						Pomona Voya (US) Holdings V L.P.	DE	NIA	Voya Retirement Insurance and Annuity Company	Ownership	32.690	Voya Financial, Inc.	N	
.4832	VOYA FINANCIAL						Pomona Voya (US) Holdings V-A, L.P.	DE	NIA	Pomona Voya (US) Holdings Associates V, L.P.	Ownership	0.100	Voya Financial, Inc.	N	
.4832	VOYA FINANCIAL						Pomona Voya (US) Holdings V-A, L.P.	DE	NIA	ReliaStar Life Insurance Company	Ownership	27.250	Voya Financial, Inc.	N	
.4832	VOYA FINANCIAL						Pomona Voya (US) Holdings V-A, L.P.	DE	NIA	Security Life of Denver Insurance Company	Ownership	21.800	Voya Financial, Inc.	N	
.4832	VOYA FINANCIAL						Pomona Voya Asia Pacific Associates, L.P.	DE	NIA	Pomona G.P. Holdings LLC	Management	0.000	Voya Financial, Inc.	N	
.4832	VOYA FINANCIAL						Pomona Voya Asia Pacific Associates, L.P.	DE	NIA	Pomona Voya Asia Pacific Associates, LLC	Management	0.000	Voya Financial, Inc.	N	
.4832	VOYA FINANCIAL						Pomona Voya Asia Pacific Associates, LLC	DE	NIA	Pomona G.P. Holdings LLC	Ownership	100.000	Voya Financial, Inc.	N	
.4832	VOYA FINANCIAL		27-2987157				Rancho Mountain Properties, Inc.	DE	NIA	Voya II Custom Investments LLC	Ownership	100.000	Voya Financial, Inc.	N	
.4832	VOYA FINANCIAL		67105	41-0451140		0001108874	ReliaStar Life Insurance Company	NY	IA	Voya Holdings Inc.	Ownership	100.000	Voya Financial, Inc.	N	
.4832	VOYA FINANCIAL		61360	53-0242530		0001163710	ReliaStar Life Insurance Company of New York	NY	IA	ReliaStar Life Insurance Company	Ownership	100.000	Voya Financial, Inc.	N	
.4832	VOYA FINANCIAL						RiverRoch LLC	DE	NIA	Voya Retirement Insurance and Annuity Company	Ownership	53.700	Voya Financial, Inc.	N	
.4832	VOYA FINANCIAL						RiverRoch LLC	DE	NIA	ReliaStar Life Insurance Company	Ownership	10.800	Voya Financial, Inc.	N	
.4832	VOYA FINANCIAL						RiverRoch LLC	DE	NIA	Security Life of Denver Insurance Company	Ownership	10.800	Voya Financial, Inc.	N	
.4832	VOYA FINANCIAL						RiverRoch LLC	DE	NIA	Third Party Shareholders	Ownership	24.700	Voya Financial, Inc.	N	
.4832	VOYA FINANCIAL		85-0526803				RL Payroll Management Company, LLC	DE	NIA	SLD Service Company, LLC	Ownership	100.000	Voya Financial, Inc.	N	
.4832	VOYA FINANCIAL		14007	27-2278894			Roaring River II, Inc.	AZ	IA	Security Life of Denver International Limited	Ownership	100.000	Voya Financial, Inc.	N	
.4832	VOYA FINANCIAL			46-3607309			Roaring River IV Holding, LLC	DE	NIA	Security Life of Denver Insurance Company	Ownership	100.000	Voya Financial, Inc.	N	
.4832	VOYA FINANCIAL		15365	80-0955075			Roaring River IV, LLC	MO	IA	Roaring River IV Holding, LLC	Ownership	100.000	Voya Financial, Inc.	N	
.4832	VOYA FINANCIAL		13583	26-3355951			Roaring River, LLC	MO	IA	ReliaStar Life Insurance Company	Ownership	100.000	Voya Financial, Inc.	N	
.4832	VOYA FINANCIAL			84-1437826			Security Life Assignment Corporation	CO	NIA	Voya Financial, Inc.	Ownership	100.000	Voya Financial, Inc.	N	
.4832	VOYA FINANCIAL		68713	84-0499703		0000848338	Security Life of Denver Insurance Company	CO	IA	Voya Financial, Inc.	Ownership	100.000	Voya Financial, Inc.	N	
.4832	VOYA FINANCIAL		15321	98-0138339			Security Life of Denver International Limited	AZ	IA	Voya Financial, Inc.	Ownership	100.000	Voya Financial, Inc.	N	
.4832	VOYA FINANCIAL			84-4774506			SLD Service Company, LLC	DE	NIA	Voya Financial, Inc.	Ownership	100.000	Voya Financial, Inc.	N	
.4832	VOYA FINANCIAL			27-1108872			SLDI Georgia Holdings, Inc.	GA	NIA	Roaring River II, Inc.	Ownership	100.000	Voya Financial, Inc.	N	
.4832	VOYA FINANCIAL			20-8811107			The Voya Proprietary Alpha Fund, LLC	DE	NIA	Voya Alternative Asset Management LLC	Ownership	1.000	Voya Financial, Inc.	N	
.4832	VOYA FINANCIAL			20-8811107			The Voya Proprietary Alpha Fund, LLC	DE	NIA	ReliaStar Life Insurance Company	Ownership	30.200	Voya Financial, Inc.	N	
.4832	VOYA FINANCIAL			20-8811107			The Voya Proprietary Alpha Fund, LLC	DE	NIA	Security Life of Denver Insurance Company	Ownership	36.600	Voya Financial, Inc.	N	
.4832	VOYA FINANCIAL						VFI SLK Global Services Private Limited	IND	NIA	Voya Financial, Inc.	Ownership	49.000	Voya Financial, Inc.	N	
.4832	VOYA FINANCIAL						VFI SLK Global Services Private Limited	IND	NIA	Third Party Shareholders	Ownership	51.000	Voya Financial, Inc.	N	
.4832	VOYA FINANCIAL						Voya Alternative Asset Management Ireland Limited	IRL	NIA	Voya Investment Management Alternative Assets LLC	Ownership	100.000	Voya Financial, Inc.	N	
.4832	VOYA FINANCIAL			13-3863170			Voya Alternative Asset Management LLC	DE	NIA	Voya Investment Management Alternative Assets LLC	Ownership	100.000	Voya Financial, Inc.	N	
.4832	VOYA FINANCIAL			84-1251388		0000921271	Voya America Equities, Inc.	CO	NIA	Security Life of Denver Insurance Company	Ownership	100.000	Voya Financial, Inc.	Y	
.4832	VOYA FINANCIAL			83-0965809			Voya Benefits Company, LLC	DE	NIA	Voya Holdings Inc.	Ownership	100.000	Voya Financial, Inc.	N	
.4832	VOYA FINANCIAL			86-1020892		0000882860	Voya Capital, LLC	DE	NIA	Voya Investment Management LLC	Ownership	100.000	Voya Financial, Inc.	N	
.4832	VOYA FINANCIAL						Voya CML GP LLC	DE	NIA	Voya Alternative Asset Management LLC	Ownership	100.000	Voya Financial, Inc.	N	
.4832	VOYA FINANCIAL			27-2278894			Voya Custom Investments LLC	DE	NIA	Roaring River II, Inc.	Ownership	100.000	Voya Financial, Inc.	N	

STATEMENT AS OF JUNE 30, 2020 OF THE VOYA RETIREMENT INSURANCE AND ANNUITY COMPANY

SCHEDULE Y

PART 1A - DETAIL OF INSURANCE HOLDING COMPANY SYSTEM

1	2	3	4	5	6	7	8	9	10	11	12	13	14	15	16
Group Code	Group Name	NAIC Company Code	ID Number	Federal RSSD	CIK	Name of Securities Exchange if Publicly Traded (U.S. or International)	Names of Parent, Subsidiaries Or Affiliates	Domi-ciliary Location	Relation-ship to Reporting Entity	Directly Controlled by (Name of Entity/Person)	Type of Control (Ownership, Board, Management, Attorney-in-Fact, Influence, Other)	If Control is Ownership Provide Percentage	Ultimate Controlling Entity(ies)/Person(s)	Is an SCA Filing Re-quired? (Y/N)	*
4832	VOYA FINANCIAL		41-0945505		0000073520	NYSE	Voya Financial Advisors, Inc.	MN	NIA	Voya Holdings Inc. Voya Retirement Insurance and Annuity Company	Ownership	100.000	Voya Financial, Inc.	N	
4832	VOYA FINANCIAL		06-1375177		0000912650	NYSE	Voya Financial Partners, LLC	DE	DS	Voya Retirement Insurance and Annuity Company	Ownership	100.000	Voya Financial, Inc.	N	
4832	VOYA FINANCIAL		26-1956344				Voya Financial Products Company, Inc.	DE	NIA	Voya Financial, Inc.	Ownership	100.000	Voya Financial, Inc.	N	
4832	VOYA FINANCIAL		52-1222820			NYSE	Voya Financial, Inc.	DE	UIP	Third Party Shareholders	Ownership	100.000	Voya Financial, Inc.	N	
4832	VOYA FINANCIAL		86-1020893		0001266464	NYSE	Voya Funds Services, LLC	DE	NIA	Voya Capital, LLC Voya Investment Management Alternative Assets LLC	Ownership	100.000	Voya Financial, Inc.	N	
4832	VOYA FINANCIAL		13-4127836				Voya Furman Selz Investments III LLC	DE	NIA	Voya Investment Management Alternative Assets LLC	Management	0.000	Voya Financial, Inc.	N	
4832	VOYA FINANCIAL		02-0488491				Voya Holdings Inc.	CT	UDP	Voya Financial, Inc.	Ownership	100.000	Voya Financial, Inc.	N	
4832	VOYA FINANCIAL		27-1108872				Voya II Custom Investments LLC	DE	NIA	SLDI Georgia Holdings, Inc. Voya Retirement Insurance and Annuity Company	Ownership	100.000	Voya Financial, Inc.	N	
4832	VOYA FINANCIAL		04-3516284				Voya Institutional Plan Services, LLC	DE	DS	Voya Retirement Insurance and Annuity Company	Ownership	100.000	Voya Financial, Inc.	N	
4832	VOYA FINANCIAL		46-5416028				Voya Institutional Trust Company	CT	NIA	Voya Holdings Inc.	Ownership	100.000	Voya Financial, Inc.	N	
4832	VOYA FINANCIAL		06-1465377				Voya Insurance Solutions, Inc.	CT	NIA	Voya Holdings Inc.	Ownership	100.000	Voya Financial, Inc.	N	
4832	VOYA FINANCIAL		06-0952776				Voya International Nominee Holdings, Inc.	CT	NIA	Voya Holdings Inc.	Ownership	100.000	Voya Financial, Inc.	N	
4832	VOYA FINANCIAL						Voya Investment Management (UK) Limited	GBR	NIA	Voya Investment Management Co. LLC	Ownership	100.000	Voya Financial, Inc.	N	
4832	VOYA FINANCIAL		13-4038444				Voya Investment Management Alternative Assets LLC	DE	NIA	Voya Investment Management LLC	Ownership	100.000	Voya Financial, Inc.	N	
4832	VOYA FINANCIAL		06-0888148		0000033670	NYSE	Voya Investment Management Co. LLC	DE	NIA	Voya Investment Management LLC	Ownership	100.000	Voya Financial, Inc.	N	
4832	VOYA FINANCIAL		58-2361003		0010542667	NYSE	Voya Investment Management LLC	DE	NIA	Voya Holdings Inc.	Ownership	100.000	Voya Financial, Inc.	N	
4832	VOYA FINANCIAL						Voya Investment Management Services (UK) Limited	GBR	NIA	Voya Investment Management Co. LLC	Ownership	100.000	Voya Financial, Inc.	N	
4832	VOYA FINANCIAL		06-1440627				Voya Investment Trust Co.	CT	NIA	Voya Investment Management Co. LLC	Ownership	100.000	Voya Financial, Inc.	N	
4832	VOYA FINANCIAL		03-0485744		0000936854	NYSE	Voya Investments Distributor, LLC	DE	NIA	Voya Funds Services, LLC	Ownership	100.000	Voya Financial, Inc.	N	
4832	VOYA FINANCIAL		03-0402099				Voya Investments, LLC	AZ	NIA	Voya Funds Services, LLC	Ownership	100.000	Voya Financial, Inc.	N	
4832	VOYA FINANCIAL						Voya Multi-Strategy Opportunity Fund LLC	DE	NIA	Voya Alternative Asset Management LLC	Ownership	100.000	Voya Financial, Inc.	N	
4832	VOYA FINANCIAL		52-2197204				Voya Payroll Management, Inc.	DE	NIA	Voya Financial, Inc.	Ownership	100.000	Voya Financial, Inc.	N	
4832	VOYA FINANCIAL						Voya Pomona Asia Pacific G.P. Limited	CYM	NIA	Pomona Voya Asia Pacific Associates, L.P.	Ownership	100.000	Voya Financial, Inc.	N	
4832	VOYA FINANCIAL						Voya Pomona Asia Pacific Private Equity Co-Invest I L.P.	DE	NIA	Voya Retirement Insurance and Annuity Company	Management	0.000	Voya Financial, Inc.	N	
4832	VOYA FINANCIAL						Voya Pomona Asia Pacific Private Equity Co-Invest I L.P.	DE	NIA	Security Life of Denver Insurance Company	Management	0.000	Voya Financial, Inc.	N	
4832	VOYA FINANCIAL						Voya Pomona Asia Pacific Private Equity Co-Invest I L.P.	DE	NIA	Voya Pomona Asia Pacific G.P. Limited	Management	0.000	Voya Financial, Inc.	N	
4832	VOYA FINANCIAL		13-4152011				Voya Pomona Holdings LLC	DE	NIA	Voya Investment Management Alternative Assets LLC	Management	100.000	Voya Financial, Inc.	N	
4832	VOYA FINANCIAL		13-4003969				Voya Realty Group LLC	DE	NIA	Voya Investment Management Alternative Assets LLC	Ownership	100.000	Voya Financial, Inc.	N	
4832	VOYA FINANCIAL		22-1862786		0000028601	NYSE	Voya Retirement Advisors, LLC	NJ	DS	Voya Retirement Insurance and Annuity Company	Ownership	100.000	Voya Financial, Inc.	N	
4832	VOYA FINANCIAL	86509	71-0294708		0000837010	NYSE	Voya Retirement Insurance and Annuity Company	CT	RE	Voya Holdings Inc.	Ownership	100.000	Voya Financial, Inc.	N	
4832	VOYA FINANCIAL		52-1317217				Voya Services Company	DE	NIA	Voya Financial, Inc.	Ownership	100.000	Voya Financial, Inc.	N	
4832	VOYA FINANCIAL						Voya Special Investments, Inc.	DE	NIA	Voya Financial, Inc.	Ownership	100.000	Voya Financial, Inc.	N	
4832	VOYA FINANCIAL						Voya TALF GP LLC	DE	NIA	Voya Alternative Asset Management LLC	Ownership	100.000	Voya Financial, Inc.	N	
4832	VOYA FINANCIAL						Voya TALF Opportunity Fund LP	DE	NIA	Voya TALF GP LLC	Ownership	100.000	Voya Financial, Inc.	N	

Asterisk	Explanation
----------	-------------

STATEMENT AS OF JUNE 30, 2020 OF THE VOYA RETIREMENT INSURANCE AND ANNUITY COMPANY

SUPPLEMENTAL EXHIBITS AND SCHEDULES INTERROGATORIES

The following supplemental reports are required to be filed as part of your statement filing. However, in the event that your company does not transact the type of business for which the special report must be filed, your response of NO to the specific interrogatory will be accepted in lieu of filing a "NONE" report and a bar code will be printed below. If the supplement is required of your company but is not being filed for whatever reason enter SEE EXPLANATION and provide an explanation following the interrogatory questions.


	Response
1. Will the Trusteed Surplus Statement be filed with the state of domicile and the NAIC with this statement?	NO
2. Will the Medicare Part D Coverage Supplement be filed with the state of domicile and the NAIC with this statement?	NO
3. Will the Reasonableness of Assumptions Certification required by Actuarial Guideline XXXV be filed with the state of domicile and electronically with the NAIC?	NO
4. Will the Reasonableness and Consistency of Assumptions Certification required by Actuarial Guideline XXXV be filed with the state of domicile and electronically with the NAIC?	YES
5. Will the Reasonableness of Assumptions Certification for Implied Guaranteed Rate Method required by Actuarial Guideline XXXVI be filed with the state of domicile and electronically with the NAIC?	NO
6. Will the Reasonableness and Consistency of Assumptions Certification required by Actuarial Guideline XXXVI (Updated Average Market Value) be filed with the state of domicile and electronically with the NAIC?	NO
7. Will the Reasonableness and Consistency of Assumptions Certification required by Actuarial Guideline XXXVI (Updated Market Value) be filed with the state of domicile and electronically with the NAIC?	NO
8. Will the Life PBR Statement of Exemption be filed with the state of domicile by July 1st and electronically with the NAIC with the second quarterly filing per the Valuation Manual (by August 15)? (2nd Quarter Only) The response for 1st and 3rd quarters should be N/A. A NO response resulting with a bar code is only appropriate in the 2nd quarter.	NO

Explanation:

- 1.
- 2.
- 3.
- 5.
- 6.
- 7.
- 8.

Bar Code:

1. Trusteed Surplus Statement [Document Identifier 490]
2. Medicare Part D Coverage Supplement [Document Identifier 365]
3. Reasonableness of Assumptions Certification required by Actuarial Guideline XXXV [Document Identifier 445]
5. Reasonableness of Assumptions Certification for Implied Guaranteed Rate Method required by Actuarial Guideline XXXVI [Document Identifier 447]
6. Reasonableness and Consistency of Assumptions Certification required by Actuarial Guideline XXXVI [Document Identifier 448]
7. Reasonableness and Consistency of Assumptions Certification required by Actuarial Guideline XXXVI (Updated Market Value) [Document Identifier 449]
8. Life PBR Statement of Exemption (2nd Quarter Only) [Document Identifier 700]



STATEMENT AS OF JUNE 30, 2020 OF THE VOYA RETIREMENT INSURANCE AND ANNUITY COMPANY
OVERFLOW PAGE FOR WRITE-INS

Additional Write-ins for Liabilities Line 25

	1 Current Statement Date	2 December 31 Prior Year
2504. Unclaimed property	9,420,314	9,847,551
2505. Miscellaneous liabilities	7,442,058	6,728,545
2506. Suspense and clearing accounts	2,110,970	6,274,425
2507. Liability of other post-employment benefits	(4,376,321)	(4,376,321)
2597. Summary of remaining write-ins for Line 25 from overflow page	14,597,021	18,474,200

Additional Write-ins for Summary of Operations Line 27

	1 Current Year To Date	2 Prior Year To Date	3 Prior Year Ended December 31
2704. Other contingency expense	0	19,000	19,000
2797. Summary of remaining write-ins for Line 27 from overflow page	0	19,000	19,000

Additional Write-ins for Summary of Operations Line 53

	1 Current Year To Date	2 Prior Year To Date	3 Prior Year Ended December 31
5304. Separate account valuation basis change	(16,020,407)	0	0
5397. Summary of remaining write-ins for Line 53 from overflow page	(16,020,407)	0	0

STATEMENT AS OF JUNE 30, 2020 OF THE VOYA RETIREMENT INSURANCE AND ANNUITY COMPANY

SCHEDULE A - VERIFICATION

Real Estate

	1 Year to Date	2 Prior Year Ended December 31
1. Book/adjusted carrying value, December 31 of prior year	60,047,648	62,260,433
2. Cost of acquired:		
2.1 Actual cost at time of acquisition	0	0
2.2 Additional investment made after acquisition	0	16,627
3. Current year change in encumbrances	0	0
4. Total gain (loss) on disposals	0	0
5. Deduct amounts received on disposals	0	0
6. Total foreign exchange change in book/adjusted carrying value	0	0
7. Deduct current year's other than temporary impairment recognized	0	0
8. Deduct current year's depreciation	1,114,914	2,229,412
9. Book/adjusted carrying value at the end of current period (Lines 1+2+3+4-5+6-7-8)	58,932,734	60,047,648
10. Deduct total nonadmitted amounts	0	0
11. Statement value at end of current period (Line 9 minus Line 10)	58,932,734	60,047,648

SCHEDULE B - VERIFICATION

Mortgage Loans

	1 Year to Date	2 Prior Year Ended December 31
1. Book value/recorded investment excluding accrued interest, December 31 of prior year	4,664,148,278	4,919,001,825
2. Cost of acquired:		
2.1 Actual cost at time of acquisition	256,976,771	521,462,121
2.2 Additional investment made after acquisition	12,333,591	33,394,050
3. Capitalized deferred interest and other	0	0
4. Accrual of discount	223,777	1,597,008
5. Unrealized valuation increase (decrease)	0	0
6. Total gain (loss) on disposals	0	97,519
7. Deduct amounts received on disposals	202,542,910	808,495,427
8. Deduct amortization of premium and mortgage interest points and commitment fees	53	102
9. Total foreign exchange change in book value/recorded investment excluding accrued interest	0	0
10. Deduct current year's other than temporary impairment recognized	0	2,908,716
11. Book value/recorded investment excluding accrued interest at end of current period (Lines 1+2+3+4+5+6-7-8+9-10)	4,731,139,454	4,664,148,278
12. Total valuation allowance	0	0
13. Subtotal (Line 11 plus Line 12)	4,731,139,454	4,664,148,278
14. Deduct total nonadmitted amounts	0	0
15. Statement value at end of current period (Line 13 minus Line 14)	4,731,139,454	4,664,148,278

SCHEDULE BA - VERIFICATION

Other Long-Term Invested Assets

	1 Year to Date	2 Prior Year Ended December 31
1. Book/adjusted carrying value, December 31 of prior year	1,054,383,382	840,447,605
2. Cost of acquired:		
2.1 Actual cost at time of acquisition	6,832,948	98,667,788
2.2 Additional investment made after acquisition	80,238,222	150,875,261
3. Capitalized deferred interest and other	0	0
4. Accrual of discount	0	0
5. Unrealized valuation increase (decrease)	(81,121,101)	36,576,810
6. Total gain (loss) on disposals	594,278	(149,039)
7. Deduct amounts received on disposals	29,628,801	70,401,101
8. Deduct amortization of premium and depreciation	9,435	17,860
9. Total foreign exchange change in book/adjusted carrying value	(24,637)	(245,675)
10. Deduct current year's other than temporary impairment recognized	7,025,486	1,370,406
11. Book/adjusted carrying value at end of current period (Lines 1+2+3+4+5+6-7-8+9-10)	1,024,239,370	1,054,383,382
12. Deduct total nonadmitted amounts	3,554,262	0
13. Statement value at end of current period (Line 11 minus Line 12)	1,020,685,108	1,054,383,382

SCHEDULE D - VERIFICATION

Bonds and Stocks

	1 Year to Date	2 Prior Year Ended December 31
1. Book/adjusted carrying value of bonds and stocks, December 31 of prior year	24,494,156,848	24,113,972,719
2. Cost of bonds and stocks acquired	2,414,378,322	4,667,380,821
3. Accrual of discount	(170,169,774)	(216,821,683)
4. Unrealized valuation increase (decrease)	(866,296)	3,921,584
5. Total gain (loss) on disposals	56,977,523	65,550,414
6. Deduct consideration for bonds and stocks disposed of	1,754,095,007	4,059,281,270
7. Deduct amortization of premium	21,566,357	26,641,849
8. Total foreign exchange change in book/adjusted carrying value	(27,410,530)	9,978,412
9. Deduct current year's other than temporary impairment recognized	70,820,939	83,492,236
10. Total investment income recognized as a result of prepayment penalties and/or acceleration fees	32,048,342	19,589,936
11. Book/adjusted carrying value at end of current period (Lines 1+2+3+4+5-6-7+8-9+10)	24,952,632,133	24,494,156,848
12. Deduct total nonadmitted amounts	0	0
13. Statement value at end of current period (Line 11 minus Line 12)	24,952,632,133	24,494,156,848

STATEMENT AS OF JUNE 30, 2020 OF THE VOYA RETIREMENT INSURANCE AND ANNUITY COMPANY

SCHEDULE D - PART 1B

Showing the Acquisitions, Dispositions and Non-Trading Activity
During the Current Quarter for all Bonds and Preferred Stock by NAIC Designation

NAIC Designation	1 Book/Adjusted Carrying Value Beginning of Current Quarter	2 Acquisitions During Current Quarter	3 Dispositions During Current Quarter	4 Non-Trading Activity During Current Quarter	5 Book/Adjusted Carrying Value End of First Quarter	6 Book/Adjusted Carrying Value End of Second Quarter	7 Book/Adjusted Carrying Value End of Third Quarter	8 Book/Adjusted Carrying Value December 31 Prior Year
BONDS								
1. NAIC 1 (a)	13,094,577,209	801,580,039	439,910,164	(248,751,748)	13,094,577,209	13,207,495,336	0	13,044,339,706
2. NAIC 2 (a)	10,315,644,152	382,616,945	366,409,254	(94,497,874)	10,315,644,152	10,237,353,968	0	10,136,095,062
3. NAIC 3 (a)	864,676,580	32,159,415	121,925,925	120,916,219	864,676,580	895,826,289	0	792,143,618
4. NAIC 4 (a)	245,971,352	6,346,500	34,804,551	114,295,541	245,971,352	331,808,843	0	229,673,372
5. NAIC 5 (a)	24,401,123	9,912	1,562,168	(1,424,982)	24,401,123	21,423,885	0	45,257,071
6. NAIC 6 (a)	2,907,674	0	518,730	771,596	2,907,674	3,160,540	0	2,979,890
7. Total Bonds	24,548,178,090	1,222,712,811	965,130,792	(108,691,248)	24,548,178,090	24,697,068,861	0	24,250,488,719
PREFERRED STOCK								
8. NAIC 1	56,964,874	5,769,275	803,374	(1,396,626)	56,964,874	60,534,149	0	111,339,874
9. NAIC 2	134,563,240	29,503,146	33,881,995	2,801,729	134,563,240	132,986,120	0	51,428,240
10. NAIC 3	0	0	0	0	0	0	0	20,460,000
11. NAIC 4	0	0	0	0	0	0	0	0
12. NAIC 5	0	0	0	0	0	0	0	0
13. NAIC 6	0	0	0	0	0	0	0	0
14. Total Preferred Stock	191,528,114	35,272,421	34,685,369	1,405,103	191,528,114	193,520,269	0	183,228,114
15. Total Bonds and Preferred Stock	24,739,706,204	1,257,985,232	999,816,161	(107,286,145)	24,739,706,204	24,890,589,130	0	24,433,716,833

(a) Book/Adjusted Carrying Value column for the end of the current reporting period includes the following amount of short-term and cash equivalent bonds by NAIC designation:

NAIC 1 \$ 339,955 ; NAIC 2 \$ 0 ; NAIC 3 \$ 0 ; NAIC 4 \$ 0 ; NAIC 5 \$ 0 ; NAIC 6 \$ 0

SCHEDULE DA - PART 1

Short-Term Investments

	1 Book/Adjusted Carrying Value	2 Par Value	3 Actual Cost	4 Interest Collected Year-to-Date	5 Paid for Accrued Interest Year-to-Date
9199999 Totals	254,169,187	xxx	254,184,232	0	0

SCHEDULE DA - VERIFICATION

Short-Term Investments

	1 Year To Date	2 Prior Year Ended December 31
1. Book/adjusted carrying value, December 31 of prior year	69,455,000	49,903,373
2. Cost of short-term investments acquired	51,960,639,512	18,083,725,307
3. Accrual of discount	0	451,627
4. Unrealized valuation increase (decrease)	18,730	0
5. Total gain (loss) on disposals	(272,338)	0
6. Deduct consideration received on disposals	51,775,671,595	18,064,625,307
7. Deduct amortization of premium	122	0
8. Total foreign exchange change in book/adjusted carrying value	0	0
9. Deduct current year's other than temporary impairment recognized	0	0
10. Book/adjusted carrying value at end of current period (Lines 1+2+3+4+5-6-7+8-9)	254,169,187	69,455,000
11. Deduct total nonadmitted amounts	0	0
12. Statement value at end of current period (Line 10 minus Line 11)	254,169,187	69,455,000

SCHEDULE DB - PART A - VERIFICATION

Options, Caps, Floors, Collars, Swaps and Forwards

1. Book/Adjusted Carrying Value, December 31, prior year (Line 10, prior year)	150,213,112
2. Cost Paid/(Consideration Received) on additions	(4,014,042)
3. Unrealized Valuation increase/(decrease)	206,720,525
4. SSAP No. 108 adjustments	0
5. Total gain (loss) on termination recognized	11,032,296
6. Considerations received/(paid) on terminations	9,441,836
7. Amortization	(744,671)
8. Adjustment to the Book/Adjusted Carrying Value of hedged item	0
9. Total foreign exchange change in Book/Adjusted Carrying Value	25,121,823
10. Book/Adjusted Carrying Value at End of Current Period (Lines 1+2+3+4+5-6+7+8+9)	378,887,207
11. Deduct nonadmitted assets	0
12. Statement value at end of current period (Line 10 minus Line 11)	378,887,207

SCHEDULE DB - PART B - VERIFICATION

Futures Contracts

1. Book/Adjusted carrying value, December 31 of prior year (Line 6, prior year)	0
2. Cumulative cash change (Section 1, Broker Name/Net Cash Deposits Footnote - Cumulative Cash Change column)	0
3.1 Add:	
Change in variation margin on open contracts - Highly Effective Hedges	
3.11 Section 1, Column 15, current year to date minus	0
3.12 Section 1, Column 15, prior year	0
Change in variation margin on open contracts - All Other	
3.13 Section 1, Column 18, current year to date minus	(13,447,279)
3.14 Section 1, Column 18, prior year	(13,315,741)
3.2 Add:	
Change in adjustment to basis of hedged item	
3.21 Section 1, Column 17, current year to date minus	0
3.22 Section 1, Column 17, prior year	0
Change in amount recognized	
3.23 Section 1, Column 19, current year to date minus	(13,447,279)
3.24 Section 1, Column 19, prior year	(13,315,741)
3.25 SSAP No. 108 adjustments	0
3.3 Subtotal (Line 3.1 minus Line 3.2)	0
4.1 Cumulative variation margin on terminated contracts during the year	10,293,312
4.2 Less:	
4.21 Amount used to adjust basis of hedged item	0
4.22 Amount recognized	10,293,312
4.23 SSAP No. 108 adjustments	0
4.3 Subtotal (Line 4.1 minus Line 4.2)	0
5. Dispositions gains (losses) on contracts terminated in prior year:	
5.1 Total gain (loss) recognized for terminations in prior year	0
5.2 Total gain (loss) adjusted into the hedged item(s) for terminations in prior year	0
6. Book/Adjusted carrying value at end of current period (Lines 1+2+3.3-4.3-5.1-5.2)	0
7. Deduct total nonadmitted amounts	0
8. Statement value at end of current period (Line 6 minus Line 7)	0

STATEMENT AS OF JUNE 30, 2020 OF THE VOYA RETIREMENT INSURANCE AND ANNUITY COMPANY

SCHEDULE DB - PART C - SECTION 1

Replication (Synthetic Asset) Transactions Open as of Current Statement Date

Replication (Synthetic Asset) Transactions								Components of the Replication (Synthetic Asset) Transactions							
1 Number	2 Description	3 NAIC Designation or Other Description	4 Notional Amount	5 Book/Adjusted Carrying Value	6 Fair Value	7 Effective Date	8 Maturity Date	Derivative Instrument(s) Open			Cash Instrument(s) Held				
								9 Description	10 Book/Adjusted Carrying Value	11 Fair Value	12 CUSIP	13 Description	14 NAIC Designation or Other Description	15 Book/Adjusted Carrying Value	16 Fair Value
12574#GK7	CMBX.NA.11.AAA	2	5,000,000	4,757,825	5,136,023	12/06/2018	11/18/2054	CDS: (CMBX.NA.11.AAA)	(76,872)	16,430	081620-AN-9	BMARK_20-1G3	1	4,834,697	5,119,593
12574#GR2	CMBX.NA.13.AAA	2	5,000,000	4,824,969	5,107,422	03/10/2020	12/16/2072	CDS: (CMBX.NA.13.AAA)	(182,626)	(62,570)	12593A-BD-6	COMM_15-CR23	1	5,007,595	5,169,992
12574#GP6	CMBX.NA.13.AAA	2	10,000,000	9,638,655	9,162,690	03/12/2020	12/16/2072	CDS: (CMBX.NA.13.AAA)	(514,086)	(125,139)	12592L-BP-6	COMM_14-OCRE20	1	10,152,741	9,287,829
12574#GQ4	CMBX.NA.13.AAA	2	13,288,350	526,156	970,426	03/16/2020	12/16/2072	CDS: (CMBX.NA.13.AAA)	(587,039)	(125,139)	29429E-AF-8	CGCMT_16-P4	1	1,113,195	1,095,565
12574#GSO	CMBX.NA.13.AAA	2	7,135,000	6,635,432	6,927,998	03/18/2020	12/16/2072	CDS: (CMBX.NA.13.AAA)	(508,046)	(87,597)	43289V-AJ-2	HILT_16-SFP	1	7,143,478	7,015,595
12574#GU5	CMBX.NA.13.AAA	2	5,000,000	4,300,278	5,025,506	03/24/2020	12/16/2072	CDS: (CMBX.NA.13.AAA)	(402,639)	(62,570)	12593Q-BH-2	COMM_15-CR26	1	4,702,917	5,088,076
999999999 - Totals				30,683,315	32,330,065	XXX	XXX	XXX	(2,271,308)	(446,585)	XXX	XXX	XXX	32,954,623	32,776,650

STATEMENT AS OF JUNE 30, 2020 OF THE VOYA RETIREMENT INSURANCE AND ANNUITY COMPANY

SCHEDULE DB - PART C - SECTION 2

Replication (Synthetic Asset) Transactions Open

	First Quarter		Second Quarter		Third Quarter		Fourth Quarter		Year To Date	
	1 Number of Positions	2 Total Replication (Synthetic Asset) Transactions Statement Value	3 Number of Positions	4 Total Replication (Synthetic Asset) Transactions Statement Value	5 Number of Positions	6 Total Replication (Synthetic Asset) Transactions Statement Value	7 Number of Positions	8 Total Replication (Synthetic Asset) Transactions Statement Value	9 Number of Positions	10 Total Replication (Synthetic Asset) Transactions Statement Value
1. Beginning Inventory	1	6,776,214	6	33,011,913	0	0	0	0	1	6,776,214
2. Add: Opened or Acquired Transactions	5	26,232,020	0	0	0	0	0	0	5	26,232,020
3. Add: Increases in Replication (Synthetic Asset) Transactions Statement Value	XXX	3,679	XXX	21,121	XXX	0	XXX	0	XXX	24,800
4. Less: Closed or Disposed of Transactions	0	0	0	0	0	0	0	0	0	0
5. Less: Positions Disposed of for Failing Effectiveness Criteria	0	0	0	0	0	0	0	0	0	0
6. Less: Decreases in Replication (Synthetic Asset) Transactions Statement Value	XXX	0	XXX	2,349,719	XXX	0	XXX	0	XXX	2,349,719
7. Ending Inventory	6	33,011,913	6	30,683,315	0	0	0	0	6	30,683,315

STATEMENT AS OF JUNE 30, 2020 OF THE VOYA RETIREMENT INSURANCE AND ANNUITY COMPANY

SCHEDULE DB - VERIFICATION

Verification of Book/Adjusted Carrying Value, Fair Value and Potential Exposure of all Open Derivative Contracts

	Book/Adjusted Carrying Value Check
1. Part A, Section 1, Column 14.....	378,887,207
2. Part B, Section 1, Column 15 plus Part B, Section 1 Footnote - Total Ending Cash Balance.....	0
3. Total (Line 1 plus Line 2).....	378,887,207
4. Part D, Section 1, Column 5.....	871,778,818
5. Part D, Section 1, Column 6.....	(492,891,611)
6. Total (Line 3 minus Line 4 minus Line 5).....	0
	Fair Value Check
7. Part A, Section 1, Column 16.....	136,052,852
8. Part B, Section 1, Column 13.....	(67,625)
9. Total (Line 7 plus Line 8).....	135,985,227
10. Part D, Section 1, Column 8.....	909,712,636
11. Part D, Section 1, Column 9.....	(773,727,409)
12. Total (Line 9 minus Line 10 minus Line 11).....	0
	Potential Exposure Check
13. Part A, Section 1, Column 21.....	223,549,071
14. Part B, Section 1, Column 20.....	3,049,860
15. Part D, Section 1, Column 11.....	226,598,931
16. Total (Line 13 plus Line 14 minus Line 15).....	0

SCHEDULE E - PART 2 - VERIFICATION

(Cash Equivalents)

	1	2
	Year To Date	Prior Year Ended December 31
1. Book/adjusted carrying value, December 31 of prior year	0	0
2. Cost of cash equivalents acquired	54,150,373	700,795,510
3. Accrual of discount	20,640	246,337
4. Unrealized valuation increase (decrease)	0	0
5. Total gain (loss) on disposals	(17)	(49)
6. Deduct consideration received on disposals	54,170,996	701,041,798
7. Deduct amortization of premium	0	0
8. Total foreign exchange change in book/adjusted carrying value	0	0
9. Deduct current year's other than temporary impairment recognized	0	0
10. Book/adjusted carrying value at end of current period (Lines 1+2+3+4+5-6-7+8-9)	0	0
11. Deduct total nonadmitted amounts	0	0
12. Statement value at end of current period (Line 10 minus Line 11)	0	0

Schedule A - Part 2 - Real Estate Acquired and Additions Made

N O N E

Schedule A - Part 3 - Real Estate Disposed

N O N E

STATEMENT AS OF JUNE 30, 2020 OF THE VOYA RETIREMENT INSURANCE AND ANNUITY COMPANY

SCHEDULE B - PART 2

Showing All Mortgage Loans ACQUIRED AND ADDITIONS MADE During the Current Quarter

1 Loan Number	2 Location		3 State	4 Loan Type	5 Date Acquired	6 Rate of Interest	7 Actual Cost at Time of Acquisition	8 Additional Investment Made After Acquisition	9 Value of Land and Buildings
	City								
29858	Hoover		AL		07/16/2019	5.050	0	380,211	16,987,826
29781	Tucson		AZ		10/17/2018	5.650	0	38,534	13,263,548
29869	Phoenix		AZ		08/19/2019	4.480	0	969,937	31,450,533
29954	Phoenix		AZ		02/14/2020	4.350	0	228,939	19,592,143
29769	Fremont		CA		08/30/2018	4.750	0	107,328	20,609,756
29798	San Pedro		CA		01/11/2019	5.400	0	60,678	5,314,058
29844	Hayward		CA		05/24/2019	5.100	0	73,929	12,522,742
29966	San Francisco		CA		05/21/2020	3.400	35,000,000	0	116,270,000
29972	Torrance		CA		06/04/2020	3.150	6,405,000	0	15,413,323
29975	Washington DC		DC		06/17/2020	4.950	9,817,973	0	31,824,390
29834	Wilmington		DE		05/10/2019	5.600	0	1,113,070	18,169,773
29754	Tampa		FL		08/01/2018	4.850	0	102,503	19,776,774
29889	Atlanta		GA		10/11/2019	4.400	0	382,641	17,010,000
29903	Atlanta		GA		12/19/2019	4.500	0	316,801	19,576,471
29936	Atlanta		GA		01/16/2020	4.450	0	159,688	12,558,857
29894	Lisle		IL		10/28/2019	5.200	0	11,541	5,995,283
29900	Indianapolis		IN		11/06/2019	4.970	0	574,452	34,176,931
29976	Louisville		KY		06/09/2020	5.000	10,918,665	0	21,056,276
29767	Kansas City		MO		10/17/2018	4.750	0	232,480	12,295,652
29873	New York City		NY		08/21/2019	4.550	0	101,512	7,198,294
29958	Queens		NY		02/07/2020	4.200	0	131,950	13,770,000
29715	San Antonio		TX		04/24/2018	5.150	0	117,493	15,855,172
29777	Benbrook		TX		11/22/2019	4.500	0	55,839	22,454,253
29816	Houston		TX		03/21/2019	5.350	0	91,121	22,224,391
29854	Corpus Christi		TX		07/30/2019	4.950	0	330,514	14,787,914
29874	Dallas		TX		09/09/2019	4.450	0	349,820	19,445,993
29881	Dallas		TX		09/09/2019	4.450	0	467,601	13,403,628
29955	Houston		TX		02/26/2020	4.450	0	180,925	18,280,149
2965802	Dallas		TX		05/04/2018	4.700	0	23,219	20,884,500
0599999. Mortgages in good standing - Commercial mortgages-all other							62,141,638	6,602,728	612,168,030
0899999. Total Mortgages in good standing							62,141,638	6,602,728	612,168,030
1699999. Total - Restructured Mortgages							0	0	0
2499999. Total - Mortgages with overdue interest over 90 days							0	0	0
3299999. Total - Mortgages in the process of foreclosure							0	0	0
3399999 - Totals							62,141,638	6,602,728	612,168,030

SCHEDULE B - PART 3

Showing All Mortgage Loans DISPOSED, Transferred or Repaid During the Current Quarter

1 Loan Number	2 Location		4 Loan Type	5 Date Acquired	6 Disposal Date	7 Book Value/Recorded Investment Excluding Accrued Interest Prior Year	8 Change in Book Value/Recorded Investment					14 Book Value/Recorded Investment Excluding Accrued Interest on Disposal	15 Consid-eration	16 Foreign Exchange Gain (Loss) on Disposal	17 Realized Gain (Loss) on Disposal	18 Total Gain (Loss) on Disposal
	City	State					8 Unrealized Valuation Increase (Decrease)	9 Current Year's (Amortization) /Accretion	10 Current Year's Other-Than-Temporary Impairment Recognized	11 Capitalized Deferred Interest and Other	12 Total Change in Book Value (8+9-10+11)					
27620	UNION CITY	CA		04/22/2005	04/29/2020	191,923	0	0	0	0	0	77,268	77,268	0	0	0
27659	MILPITAS	CA		05/26/2005	06/03/2020	144,833	0	0	0	0	0	24,415	72,913	0	0	0
29214	SAN FRANCISCO	CA		05/01/2015	05/22/2020	6,927,248	0	0	0	0	0	6,872,531	6,886,274	0	0	0
29215	SAN FRANCISCO	CA		05/01/2015	05/22/2020	3,730,056	0	0	0	0	0	3,700,594	3,707,994	0	0	0
29147	WASHINGTON	DC		05/01/2015	06/11/2020	4,537,832	0	0	0	0	0	4,492,254	4,503,713	0	0	0
29197	PERRY	GA		03/27/2015	04/06/2020	1,182,500	0	0	0	0	0	1,182,500	1,182,500	0	0	0
29248	WOODSTOCK	GA		07/31/2015	06/17/2020	3,574,468	0	0	0	0	0	3,574,468	3,574,468	0	0	0
29249	MARIETTA	GA		07/31/2015	06/17/2020	3,510,638	0	0	0	0	0	3,510,638	3,510,638	0	0	0
29250	ALPHARETTA	GA		07/31/2015	06/17/2020	3,925,532	0	0	0	0	0	3,925,532	3,925,532	0	0	0
29251	LILBURN	GA		07/31/2015	06/17/2020	3,989,362	0	0	0	0	0	3,989,362	3,989,362	0	0	0
29200	COVINGTON	LA		03/27/2015	04/06/2020	941,333	0	0	0	0	0	941,333	941,333	0	0	0

E02

STATEMENT AS OF JUNE 30, 2020 OF THE VOYA RETIREMENT INSURANCE AND ANNUITY COMPANY

SCHEDULE B - PART 3

Showing All Mortgage Loans DISPOSED, Transferred or Repaid During the Current Quarter

1 Loan Number	Location		4 Loan Type	5 Date Acquired	6 Disposal Date	7 Book Value/ Recorded Investment Excluding Accrued Interest Prior Year	Change in Book Value/Recorded Investment					14 Book Value/ Recorded Investment Excluding Accrued Interest on Disposal	15 Consid- eration	16 Foreign Exchange Gain (Loss) on Disposal	17 Realized Gain (Loss) on Disposal	18 Total Gain (Loss) on Disposal
	2 City	3 State					8 Unrealized Valuation Increase (Decrease)	9 Current Year's (Amortization) /Accretion	10 Current Year's Other- Than- Temporary Impairment Recognized	11 Capitalized Deferred Interest and Other	12 Total Change in Book Value (8+9-10+11)					
29202	CHI COPEE	MA		03/27/2015	04/06/2020	649,000	0	0	0	0	0	649,000	649,000	0	0	0
29203	KANNAPOLIS	NC		03/27/2015	04/06/2020	661,000	0	0	0	0	0	661,000	661,000	0	0	0
29624	Moorestown	NJ		09/29/2017	04/02/2020	22,927,141	0	0	0	0	0	23,484,400	23,484,400	0	0	0
29196	CANTON	OH		03/27/2015	04/06/2020	1,205,667	0	0	0	0	0	1,205,667	1,205,667	0	0	0
29201	COLUMBUS	OH		03/27/2015	04/06/2020	677,667	0	0	0	0	0	677,667	677,667	0	0	0
29198	OKLAHOMA CITY	OK		03/27/2015	04/06/2020	976,333	0	0	0	0	0	976,333	976,333	0	0	0
29195	SEVEN FIELDS	PA		03/27/2015	04/06/2020	1,255,000	0	0	0	0	0	1,255,000	1,255,000	0	0	0
29199	COLUMBIA	SC		03/27/2015	04/06/2020	994,000	0	0	0	0	0	994,000	994,000	0	0	0
29715	San Antonio	TX		04/24/2018	05/21/2020	9,334,519	0	0	0	0	0	9,515,809	9,582,874	0	0	0
29175	CHARLOTTESVILLE	VA		03/27/2015	04/06/2020	1,457,500	0	0	0	0	0	1,457,500	1,457,500	0	0	0
0199999. Mortgages closed by repayment						72,793,553	0	0	0	0	0	73,167,271	73,315,437	0	0	0
28988	AUBURN	AL		12/27/2013		3,209,856	0	0	0	0	0	42,965	42,965	0	0	0
29101	BIRMINGHAM	AL		09/10/2014		5,820,225	0	0	0	0	0	70,466	70,466	0	0	0
29827	Birmingham	AL		07/26/2019		6,395,992	0	0	0	0	0	25,763	25,763	0	0	0
29170	FT SMITH	AR		04/29/2015		958,375	0	0	0	0	0	8,896	8,896	0	0	0
29171	HOT SPRINGS	AR		04/29/2015		1,226,156	0	0	0	0	0	11,381	11,381	0	0	0
27218	MESA	AZ		03/27/2003		10,540,566	0	0	0	0	0	69,811	69,811	0	0	0
27219	MESA	AZ		03/27/2003		12,044,999	0	0	0	0	0	82,387	82,387	0	0	0
27308	MESA	AZ		09/19/2003		14,656,304	0	0	0	0	0	100,894	100,894	0	0	0
28498	CHANDLER	AZ		11/01/2011		15,601,122	0	0	0	0	0	237,716	237,716	0	0	0
28507	Peoria	AZ		09/23/2011		3,396,697	0	0	0	0	0	22,298	22,298	0	0	0
28926	PHOENIX	AZ		04/01/2014		4,778,180	0	0	0	0	0	60,791	60,791	0	0	0
28955	NOGALES	AZ		12/06/2013		934,349	0	0	0	0	0	11,870	11,870	0	0	0
28956	NOGALES	AZ		12/06/2013		715,672	0	0	0	0	0	9,092	9,092	0	0	0
28966	TUCSON	AZ		11/26/2013		1,868,854	0	0	0	0	0	7,913	7,913	0	0	0
29142	TEMPE	AZ		01/15/2015		6,727,231	0	0	0	0	0	53,296	53,296	0	0	0
29144	YUMA	AZ		01/15/2015		1,886,472	0	0	0	0	0	14,945	14,945	0	0	0
29330	GLENDALE	AZ		01/06/2016		1,340,363	0	0	0	0	0	6,733	6,733	0	0	0
29331	CHANDLER	AZ		01/06/2016		1,673,914	0	0	0	0	0	8,409	8,409	0	0	0
29332	PHOENIX	AZ		01/06/2016		1,496,137	0	0	0	0	0	7,516	7,516	0	0	0
29333	GILBERT	AZ		01/06/2016		1,419,570	0	0	0	0	0	7,131	7,131	0	0	0
29334	PHOENIX	AZ		01/06/2016		1,550,702	0	0	0	0	0	7,790	7,790	0	0	0
29463	MESA	AZ		11/01/2016		7,074,518	0	0	0	0	0	72,563	72,563	0	0	0
29548	Glendale	AZ		06/29/2017		3,539,848	0	0	0	0	0	23,295	23,295	0	0	0
29549	Glendale	AZ		06/29/2017		3,539,848	0	0	0	0	0	23,295	23,295	0	0	0
29561	SCOTTSDALE	AZ		04/03/2017		24,604,299	0	0	0	0	0	233,930	233,930	0	0	0
29582	Phoenix	AZ		04/27/2017		4,500,547	0	0	0	0	0	71,235	71,235	0	0	0
29587	Phoenix	AZ		05/24/2017		3,713,010	0	0	0	0	0	58,982	58,982	0	0	0
29594	Phoenix	AZ		05/24/2017		4,130,061	0	0	0	0	0	65,607	65,607	0	0	0
29599	Phoenix	AZ		05/24/2017		1,618,121	0	0	0	0	0	25,704	25,704	0	0	0
29600	Mesa	AZ		05/24/2017		5,142,781	0	0	0	0	0	80,714	80,714	0	0	0
29601	Surprise	AZ		05/24/2017		4,832,471	0	0	0	0	0	75,844	75,844	0	0	0
29780	Phoenix	AZ		10/16/2018		1,100,474	0	0	0	0	0	6,626	6,626	0	0	0
2842506	PHOENIX	AZ		05/18/2011		5,572,371	0	0	0	0	0	16,637	16,637	0	0	0
27257	ANAHEIM	CA		05/01/2012		3,272,892	0	0	0	0	0	21,517	21,517	0	0	0
27365	SAN FRANCISCO	CA		07/03/2013		729,714	0	0	0	0	0	6,611	6,611	0	0	0
27661	SAN DIEGO	CA		07/06/2005		128,077	0	0	0	0	0	48,137	48,137	0	0	0
27775	LAKE FOREST	CA		10/04/2005		9,268,079	0	0	0	0	0	159,539	159,539	0	0	0
27913	PALO ALTO	CA		10/16/2006		828,189	0	0	0	0	0	104,318	104,318	0	0	0
27956	AMERICAN CANYON	CA		12/21/2006		2,766,856	0	0	0	0	0	79,270	79,270	0	0	0
28033	LOS ANGELES	CA		02/02/2007		4,045,913	0	0	0	0	0	138,521	138,521	0	0	0
28082	SAN FRANCISCO	CA		07/18/2007		6,436,045	0	0	0	0	0	135,982	135,982	0	0	0
28322	SANTA CLARA	CA		11/30/2010		2,504,244	0	0	0	0	0	42,677	42,677	0	0	0
28392	PALM SPRINGS	CA		04/29/2011		6,969,048	0	0	0	0	0	45,281	45,281	0	0	0
28405	SANTA CLARITA	CA		04/28/2011		6,267,667	0	0	0	0	0	98,743	98,743	0	0	0
28406	LOS ANGELES	CA		05/09/2011		7,817,690	0	0	0	0	0	48,277	48,277	0	0	0
28412	CONCORD	CA		06/14/2011		2,474,692	0	0	0	0	0	38,900	38,900	0	0	0
28414	SAN JOSE	CA		06/29/2011		3,696,034	0	0	0	0	0	34,428	34,428	0	0	0
28416	SAN LEANDRO	CA		06/29/2011		1,413,441	0	0	0	0	0	12,927	12,927	0	0	0
28418	CONCORD	CA		06/29/2011		3,712,104	0	0	0	0	0	34,577	34,577	0	0	0

STATEMENT AS OF JUNE 30, 2020 OF THE VOYA RETIREMENT INSURANCE AND ANNUITY COMPANY

SCHEDULE B - PART 3

Showing All Mortgage Loans DISPOSED, Transferred or Repaid During the Current Quarter

1	Location		4	5	6	7	Change in Book Value/Recorded Investment					14	15	16	17	18	
	2	3					8	9	10	11	12						13
Loan Number	City	State	Loan Type	Date Acquired	Disposal Date	Book Value/Recorded Investment Excluding Accrued Interest Prior Year	Unrealized Valuation Increase (Decrease)	Current Year's (Amortization) /Accretion	Current Year's Other-Than-Temporary Impairment Recognized	Capitalized Deferred Interest and Other	Total Change in Book Value (8+9-10+11)	Total Foreign Exchange Change in Book Value	Book Value/Recorded Investment Excluding Accrued Interest on Disposal	Consid-eration	Foreign Exchange Gain (Loss) on Disposal	Realized Gain (Loss) on Disposal	Total Gain (Loss) on Disposal
28419	LOS ANGELES	CA		11/01/2011		4,334,858	0	0	0	0	0	0	0	133,240	0	0	0
28438	HARBOR CITY	CA		05/31/2011		3,697,771	0	0	0	0	0	0	0	122,157	0	0	0
28486	NORTHRIIDGE	CA		08/10/2011		3,250,714	0	0	0	0	0	0	0	103,335	0	0	0
28493	IRVINE	CA		08/31/2011		3,929,710	0	0	0	0	0	0	0	39,639	0	0	0
28494	IRVINE	CA		08/31/2011		1,471,962	0	0	0	0	0	0	0	92,055	0	0	0
28524	ANAHEIM	CA		11/10/2011		4,349,131	0	0	0	0	0	0	0	96,007	0	0	0
28562	FOSTER CITY	CA		01/20/2012		29,987,647	0	0	0	0	0	0	0	200,682	0	0	0
28788	SAN FRANCISCO	CA		10/09/2012		2,612,368	0	0	0	0	0	0	0	21,200	0	0	0
28789	SAN FRANCISCO	CA		10/09/2012		2,927,725	0	0	0	0	0	0	0	23,760	0	0	0
28790	SAN FRANCISCO	CA		10/09/2012		4,349,764	0	0	0	0	0	0	0	35,300	0	0	0
28791	SAN FRANCISCO	CA		10/09/2012		3,471,446	0	0	0	0	0	0	0	28,172	0	0	0
28832	MALIBU	CA		02/26/2013		2,740,944	0	0	0	0	0	0	0	56,467	0	0	0
28834	LOS ANGELES	CA		02/26/2013		5,265,314	0	0	0	0	0	0	0	108,473	0	0	0
28835	LOS ANGELES	CA		02/26/2013		5,216,369	0	0	0	0	0	0	0	107,464	0	0	0
28850	BEVERLY HILLS	CA		02/26/2013		4,676,899	0	0	0	0	0	0	0	96,350	0	0	0
28873	LOS ANGELES	CA		04/09/2013		12,018,327	0	0	0	0	0	0	0	173,625	0	0	0
28874	GARDEN GROVE	CA		05/09/2013		3,320,333	0	0	0	0	0	0	0	46,120	0	0	0
28887	LOS ANGELES	CA		05/30/2013		2,189,833	0	0	0	0	0	0	0	13,854	0	0	0
28902	LONG BEACH	CA		06/26/2013		3,081,079	0	0	0	0	0	0	0	79,617	0	0	0
28903	THOUSAND OAKS	CA		06/19/2013		6,011,236	0	0	0	0	0	0	0	155,333	0	0	0
28912	NEWPORT BEACH	CA		10/31/2013		30,969,528	0	0	0	0	0	0	0	264,156	0	0	0
28932	ROSEVILLE	CA		08/13/2013		13,967,711	0	0	0	0	0	0	0	68,551	0	0	0
28939	SANTA MONICA	CA		12/06/2013		5,168,745	0	0	0	0	0	0	0	65,665	0	0	0
28944	SAN FRANCISCO	CA		12/06/2013		4,274,156	0	0	0	0	0	0	0	54,300	0	0	0
28945	PLACENTIA	CA		12/06/2013		3,677,762	0	0	0	0	0	0	0	46,723	0	0	0
28946	SAN DIEGO	CA		12/06/2013		1,948,219	0	0	0	0	0	0	0	24,751	0	0	0
28947	SAN DIEGO	CA		12/06/2013		1,471,105	0	0	0	0	0	0	0	18,689	0	0	0
28948	EL CAJON	CA		12/06/2013		1,590,299	0	0	0	0	0	0	0	20,209	0	0	0
28949	STANTON	CA		12/06/2013		1,033,750	0	0	0	0	0	0	0	13,133	0	0	0
28950	SAN DIEGO	CA		12/06/2013		993,989	0	0	0	0	0	0	0	12,628	0	0	0
28951	LA MESA	CA		12/06/2013		745,492	0	0	0	0	0	0	0	9,471	0	0	0
28967	IRVINE	CA		11/07/2013		4,942,629	0	0	0	0	0	0	0	29,313	0	0	0
28973	SAN FRANCISCO	CA		11/26/2013		28,330,068	0	0	0	0	0	0	0	121,605	0	0	0
28986	HIGHLAND PARK	CA		12/20/2013		7,016,848	0	0	0	0	0	0	0	73,390	0	0	0
28993	CULVER CITY	CA		05/09/2014		1,614,479	0	0	0	0	0	0	0	8,463	0	0	0
28994	SANTA CLARA	CA		02/07/2014		6,510,097	0	0	0	0	0	0	0	35,663	0	0	0
29006	PASADENA	CA		02/25/2014		25,083,735	0	0	0	0	0	0	0	139,271	0	0	0
29007	SAN DIEGO	CA		05/09/2014		1,480,489	0	0	0	0	0	0	0	17,711	0	0	0
29022	RIVERSIDE	CA		05/01/2014		3,675,020	0	0	0	0	0	0	0	25,816	0	0	0
29041	WOODLAND HILLS	CA		05/28/2014		5,233,727	0	0	0	0	0	0	0	115,875	0	0	0
29049	TORRANCE	CA		08/06/2014		10,166,577	0	0	0	0	0	0	0	83,809	0	0	0
29068	SACRAMENTO	CA		07/30/2014		23,496,805	0	0	0	0	0	0	0	189,398	0	0	0
29070	TORRANCE	CA		08/06/2014		957,795	0	0	0	0	0	0	0	7,896	0	0	0
29082	RANCHO CORDOVA	CA		08/08/2014		4,502,743	0	0	0	0	0	0	0	35,679	0	0	0
29100	RESADA	CA		10/14/2014		4,104,196	0	0	0	0	0	0	0	33,344	0	0	0
29112	SANTA MONICA	CA		11/05/2014		8,715,517	0	0	0	0	0	0	0	69,957	0	0	0
29129	LA JOLLA	CA		06/01/2015		5,444,098	0	0	0	0	0	0	0	34,443	0	0	0
29136	HOLLYWOOD	CA		12/23/2014		817,584	0	0	0	0	0	0	0	37,687	0	0	0
29140	SANTEEE	CA		01/15/2015		9,539,142	0	0	0	0	0	0	0	75,573	0	0	0
29141	SAN JOSE	CA		01/15/2015		8,293,358	0	0	0	0	0	0	0	65,703	0	0	0
29146	SYLMAR	CA		01/15/2015		9,574,735	0	0	0	0	0	0	0	75,855	0	0	0
29158	SAN BERNARDINO	CA		03/06/2015		10,720,121	0	0	0	0	0	0	0	213,224	0	0	0
29161	LA PUENTE	CA		03/06/2015		6,358,919	0	0	0	0	0	0	0	126,479	0	0	0
29163	EL MONTE	CA		03/06/2015		1,019,226	0	0	0	0	0	0	0	20,272	0	0	0
29165	COVINA	CA		03/06/2015		3,330,094	0	0	0	0	0	0	0	66,236	0	0	0
29204	SAN FRANCISCO	CA		04/01/2015		4,910,663	0	0	0	0	0	0	0	29,052	0	0	0
29205	LOS ANGELES	CA		05/01/2015		2,048,102	0	0	0	0	0	0	0	16,474	0	0	0
29206	LOS ANGELES	CA		04/23/2015		3,358,156	0	0	0	0	0	0	0	25,825	0	0	0
29216	PACOMA	CA		04/29/2015		6,663,480	0	0	0	0	0	0	0	52,707	0	0	0
29232	BRENTWOOD	CA		05/22/2015		3,283,506	0	0	0	0	0	0	0	38,512	0	0	0

STATEMENT AS OF JUNE 30, 2020 OF THE VOYA RETIREMENT INSURANCE AND ANNUITY COMPANY

SCHEDULE B - PART 3

Showing All Mortgage Loans DISPOSED, Transferred or Repaid During the Current Quarter

1 Loan Number	2 Location		4 Loan Type	5 Date Acquired	6 Disposal Date	7 Book Value/ Recorded Investment Excluding Accrued Interest Prior Year	Change in Book Value/Recorded Investment					14 Book Value/ Recorded Investment Excluding Accrued Interest on Disposal	15 Consid- eration	16 Foreign Exchange Gain (Loss) on Disposal	17 Realized Gain (Loss) on Disposal	18 Total Gain (Loss) on Disposal
	2 City	3 State					8 Unrealized Valuation Increase (Decrease)	9 Current Year's (Amortization) /Accretion	10 Current Year's Other- Than- Temporary Impairment Recognized	11 Capitalized Deferred Interest and Other	12 Total Change in Book Value (8+9-10+11)					
29239	LOS ANGELES	CA		07/01/2015		19,695,218	0	0	0	0	0	0	0	107,625	0	0
29321	ROSEVILLE	CA		01/05/2016		12,068,605	0	0	0	0	0	0	0	88,569	0	0
29349	CITY OF INDUSTRY	CA		01/28/2016		24,282,084	0	0	0	0	0	0	0	264,784	0	0
29368	CHATSWORTH	CA		03/30/2016		4,559,958	0	0	0	0	0	0	0	32,988	0	0
29370	LOS ANGELES	CA		03/24/2016		639,929	0	0	0	0	0	0	0	4,227	0	0
29373	ORANGE	CA		06/01/2016		7,034,480	0	0	0	0	0	0	0	36,370	0	0
29383	LOS ANGELES	CA		04/14/2016		493,743	0	5	0	0	5	0	0	1,874	0	0
29388	REDONDO BEACH	CA		05/11/2016		1,827,816	0	0	0	0	0	0	0	13,413	0	0
29460	ALHAMBRA	CA		08/04/2016		2,937,896	0	0	0	0	0	0	0	21,780	0	0
29464	BEVERLY HILLS	CA		08/18/2016		5,269,207	0	0	0	0	0	0	0	29,793	0	0
29519	NORTHRIDGE	CA		12/05/2016		7,076,221	0	0	0	0	0	0	0	43,482	0	0
29520	NORTHRIDGE	CA		12/05/2016		6,531,897	0	0	0	0	0	0	0	40,137	0	0
29550	ENCINITAS	CA		02/07/2017		10,473,993	0	0	0	0	0	0	0	51,511	0	0
29562	COVINA	CA		04/03/2017		19,588,263	0	0	0	0	0	0	0	186,239	0	0
29563	CARLSBAD	CA		04/03/2017		35,549,547	0	0	0	0	0	0	0	337,994	0	0
29603	Garden Grove	CA		06/29/2017		5,879,230	0	0	0	0	0	0	0	38,038	0	0
29607	Los Angeles	CA		08/11/2017		6,008,324	0	0	0	0	0	0	0	173,560	0	0
29630	Rialto	CA		11/01/2017		5,208,252	0	0	0	0	0	0	0	36,856	0	0
29631	Rancho Cucamonga	CA		11/01/2017		4,734,775	0	0	0	0	0	0	0	33,506	0	0
29669	San Marcos	CA		01/18/2018		6,157,780	0	0	0	0	0	0	0	31,095	0	0
29671	Roseville	CA		01/31/2018		3,336,936	0	0	0	0	0	0	0	23,298	0	0
29674	Rancho Cucamonga	CA		01/31/2018		5,053,075	0	0	0	0	0	0	0	35,279	0	0
29782	Covina	CA		11/15/2018		983,782	0	0	0	0	0	0	0	4,216	0	0
29788	Los Angeles	CA		11/29/2018		1,968,077	0	0	0	0	0	0	0	8,304	0	0
29795	Long Beach	CA		12/14/2018		2,451,463	0	0	0	0	0	0	0	13,776	0	0
29821	Anaheim	CA		03/28/2019		3,931,129	0	0	0	0	0	0	0	26,625	0	0
29825	Antelope	CA		04/26/2019		7,399,614	0	0	0	0	0	0	0	44,238	0	0
29826	Eastvale	CA		04/26/2019		984,296	0	0	0	0	0	0	0	6,936	0	0
29839	San Francisco	CA		06/26/2019		8,654,189	0	0	0	0	0	0	0	52,694	0	0
2777502	LAKE FOREST	CA		08/24/2006		1,319,989	0	0	0	0	0	0	0	21,175	0	0
2843106	FREMONT	CA		05/18/2011		4,847,691	0	0	0	0	0	0	0	14,474	0	0
2915802	SAN BERNARDINO	CA		03/06/2015		5,207,237	0	0	0	0	0	0	0	91,660	0	0
2916102	LA PUENTE	CA		03/06/2015		3,088,025	0	0	0	0	0	0	0	54,357	0	0
2916302	EL MONTE	CA		03/06/2015		495,369	0	0	0	0	0	0	0	8,720	0	0
2916502	COVINA	CA		03/06/2015		1,617,200	0	0	0	0	0	0	0	28,467	0	0
27800	WESTMINSTER	CO		11/04/2005		138,004	0	0	0	0	0	0	0	37,470	0	0
28149	GRAND JUNCTION	CO		10/04/2007		3,999,416	0	0	0	0	0	0	0	41,963	0	0
28390	AURORA	CO		03/25/2011		4,077,523	0	0	0	0	0	0	0	39,579	0	0
28516	WHEAT RIDGE	CO		09/23/2011		1,401,142	0	0	0	0	0	0	0	9,198	0	0
28768	Denver	CO		08/29/2012		22,942,295	0	0	0	0	0	0	0	189,347	0	0
28771	Aurora	CO		08/29/2012		1,444,079	0	0	0	0	0	0	0	9,847	0	0
28829	DENVER	CO		01/09/2013		14,290,201	0	0	0	0	0	0	0	203,361	0	0
28851	WESTMINSTER	CO		02/12/2013		11,206,558	0	0	0	0	0	0	0	814,781	0	0
28899	AURORA	CO		06/26/2013		2,065,767	0	0	0	0	0	0	0	137,868	0	0
28989	FORT COLLINS	CO		12/27/2013		15,629,297	0	0	0	0	0	0	0	91,541	0	0
29081	PARKER	CO		07/29/2014		22,826,380	0	0	0	0	0	0	0	629,480	0	0
29093	BOULDER	CO		12/24/2014		13,743,520	0	0	0	0	0	0	0	107,542	0	0
29117	LITTLETON	CO		05/01/2015		3,096,743	0	0	0	0	0	0	0	24,522	0	0
29339	ASPEN	CO		01/06/2016		1,034,134	0	0	0	0	0	0	0	11,782	0	0
29371	FREDERICK	CO		03/24/2016		1,740,770	0	0	0	0	0	0	0	11,498	0	0
29552	CENTENNIAL	CO		02/28/2017		4,692,049	0	0	0	0	0	0	0	6,762	0	0
29554	CENTENNIAL	CO		02/28/2017		20,000,000	0	0	0	0	0	0	0	84,453	0	0
29662	Lakewood	CO		03/01/2018		5,807,447	0	0	0	0	0	0	0	28,856	0	0
29708	Denver	CO		06/28/2018		3,381,949	0	0	0	0	0	0	0	21,762	0	0
29841	Denver	CO		09/25/2019		1,616,247	0	0	0	0	0	0	0	6,421	0	0
2909302	BOULDER	CO		11/23/2015		4,612,598	0	0	0	0	0	0	0	25,886	0	0
28576	STRATFORD	CT		02/14/2012		11,234,602	0	0	0	0	0	0	0	47,774	0	0
28577	STRATFORD	CT		02/14/2012		5,767,957	0	0	0	0	0	0	0	24,528	0	0
28954	EAST HARTFORD	CT		12/06/2013		487,055	0	0	0	0	0	0	0	6,188	0	0
29045	VERNON	CT		07/15/2014		4,764,894	0	0	0	0	0	0	0	59,540	0	0

E02.3

STATEMENT AS OF JUNE 30, 2020 OF THE VOYA RETIREMENT INSURANCE AND ANNUITY COMPANY

SCHEDULE B - PART 3

Showing All Mortgage Loans DISPOSED, Transferred or Repaid During the Current Quarter

1 Loan Number	2 Location		4 Loan Type	5 Date Acquired	6 Disposal Date	7 Book Value/ Recorded Investment Excluding Accrued Interest Prior Year	8 Change in Book Value/Recorded Investment					13 Total Foreign Exchange Change in Book Value	14 Book Value/ Recorded Investment Excluding Accrued Interest on Disposal	15 Consid- eration	16 Foreign Exchange Gain (Loss) on Disposal	17 Realized Gain (Loss) on Disposal	18 Total Gain (Loss) on Disposal
	2 City	3 State					8 Unrealized Valuation Increase (Decrease)	9 Current Year's (Amortization) /Accretion	10 Current Year's Other- Than- Temporary Impairment Recognized	11 Capitalized Deferred Interest and Other	12 Total Change in Book Value (8+9-10+11)						
29050	VERNON	CT		07/15/2014		1,053,292	0	0	0	0	0	0	0	13,161	0	0	0
29051	VERNON	CT		07/15/2014		1,404,390	0	0	0	0	0	0	0	17,549	0	0	0
29080	GREENWICH	CT		10/10/2014		6,778,127	0	0	0	0	0	0	0	26,644	0	0	0
29229	SOUTHBRURY	CT		06/18/2015		6,315,702	0	0	0	0	0	0	0	36,528	0	0	0
29230	SOUTHBRURY	CT		06/18/2015		549,192	0	0	0	0	0	0	0	3,176	0	0	0
29413	STAMFORD	CT		07/20/2016		6,842,700	0	0	0	0	0	0	0	24,775	0	0	0
29800	Vernon	CT		02/27/2019		16,590,457	0	0	0	0	0	0	0	140,965	0	0	0
2880903	WESTPORT	CT		12/19/2012		2,654,749	0	0	0	0	0	0	0	17,007	0	0	0
2881003	WESTPORT	CT		12/19/2012		1,659,218	0	0	0	0	0	0	0	10,629	0	0	0
2881203	NORWALK	CT		12/19/2012		2,111,732	0	0	0	0	0	0	0	13,528	0	0	0
28936	WASHINGTON	DC		10/10/2013		8,999,815	0	0	0	0	0	0	0	44,008	0	0	0
28976	WASHINGTON	DC		12/05/2013		13,050,676	0	0	0	0	0	0	0	71,922	0	0	0
29115	WASHINGTON	DC		10/31/2014		10,836,147	0	0	0	0	0	0	0	64,235	0	0	0
29377	WASHINGTON	DC		03/22/2016		12,738,149	0	0	0	0	0	0	0	136,732	0	0	0
28728	WILMINGTON	DE		05/17/2012		2,080,600	0	0	0	0	0	0	0	106,899	0	0	0
29359	NEWARK	DE		01/11/2016		16,742,559	0	0	0	0	0	0	0	79,584	0	0	0
29667	Dover	DE		01/31/2018		4,000,000	0	0	0	0	0	0	0	16,326	0	0	0
29878	Newark	DE		12/18/2019		16,728,205	0	0	0	0	0	0	0	147,855	0	0	0
29890	Newark	DE		12/18/2019		11,271,795	0	0	0	0	0	0	0	99,628	0	0	0
28354	FT LAUDERDALE	FL		03/25/2011		63,229	0	0	0	0	0	0	0	11,706	0	0	0
28355	FT LAUDERDALE	FL		03/25/2011		85,945	0	0	0	0	0	0	0	15,912	0	0	0
28356	FT MYERS	FL		03/25/2011		85,745	0	0	0	0	0	0	0	15,875	0	0	0
28357	PALM BEACH GDNS	FL		03/25/2011		50,488	0	0	0	0	0	0	0	9,347	0	0	0
28372	OAKLAND PARK	FL		03/25/2011		57,549	0	0	0	0	0	0	0	10,655	0	0	0
28376	LUTZ	FL		03/25/2011		62,468	0	0	0	0	0	0	0	11,565	0	0	0
28377	AVENTURA	FL		03/07/2011		3,859,052	0	0	0	0	0	0	0	38,099	0	0	0
28421	PLANTATION	FL		09/02/2011		3,940,723	0	0	0	0	0	0	0	185,213	0	0	0
28482	DAVIE	FL		08/23/2011		4,905,762	0	0	0	0	0	0	0	48,421	0	0	0
28587	CAPE CORAL	FL		02/28/2012		4,917,922	0	0	0	0	0	0	0	46,155	0	0	0
28689	MELBOURNE	FL		06/01/2012		6,392,866	0	0	0	0	0	0	0	26,998	0	0	0
28730	HOLLYWOOD	FL		12/03/2012		8,564,369	0	0	0	0	0	0	0	53,033	0	0	0
28739	NEWPORT RICHEY	FL		10/10/2012		2,905,447	0	0	0	0	0	0	0	16,937	0	0	0
28759	ALTAMONTE SPGS	FL		07/02/2012		2,719,530	0	0	0	0	0	0	0	40,128	0	0	0
28760	MIAMI	FL		07/16/2012		1,144,743	0	0	0	0	0	0	0	102,889	0	0	0
28762	ORLANDO	FL		07/02/2012		6,056,465	0	0	0	0	0	0	0	89,365	0	0	0
28803	CLEARWATER	FL		11/21/2012		3,371,015	0	0	0	0	0	0	0	30,933	0	0	0
28805	BROOKSVILLE	FL		11/21/2012		2,449,092	0	0	0	0	0	0	0	22,473	0	0	0
28816	DESTIN	FL		12/17/2012		3,817,393	0	0	0	0	0	0	0	22,630	0	0	0
28817	DESTIN	FL		12/17/2012		2,542,165	0	0	0	0	0	0	0	15,071	0	0	0
28838	ORANGE PARK	FL		03/28/2013		3,763,220	0	0	0	0	0	0	0	47,770	0	0	0
28841	JACKSONVILLE	FL		03/28/2013		2,217,474	0	0	0	0	0	0	0	28,149	0	0	0
28842	JACKSONVILLE	FL		03/28/2013		2,855,934	0	0	0	0	0	0	0	36,253	0	0	0
28843	JACKSONVILLE	FL		03/28/2013		3,191,966	0	0	0	0	0	0	0	40,519	0	0	0
28844	JACKSONVILLE	FL		03/28/2013		4,468,886	0	0	0	0	0	0	0	56,728	0	0	0
28845	JACKSONVILLE	FL		03/28/2013		3,326,378	0	0	0	0	0	0	0	42,225	0	0	0
28846	FERNANDINA BEACH	FL		03/28/2013		1,444,601	0	0	0	0	0	0	0	18,338	0	0	0
28847	JACKSONVILLE	FL		03/28/2013		1,175,775	0	0	0	0	0	0	0	14,925	0	0	0
28848	JACKSONVILLE	FL		03/28/2013		3,225,569	0	0	0	0	0	0	0	40,945	0	0	0
28901	WELLINGTON	FL		08/01/2013		7,017,651	0	0	0	0	0	0	0	66,451	0	0	0
28910	COCOA BEACH	FL		11/12/2013		2,376,544	0	0	0	0	0	0	0	31,574	0	0	0
28911	COCOA BEACH	FL		11/12/2013		3,611,112	0	0	0	0	0	0	0	47,976	0	0	0
28921	ORLANDO	FL		07/30/2013		15,706,909	0	0	0	0	0	0	0	138,742	0	0	0
28922	NEWPORT RICHEY	FL		07/30/2013		7,853,455	0	0	0	0	0	0	0	69,371	0	0	0
28927	BRADENTON	FL		04/01/2014		5,096,726	0	0	0	0	0	0	0	64,844	0	0	0
28957	WEST PALM BEACH	FL		12/06/2013		675,913	0	0	0	0	0	0	0	8,587	0	0	0
28958	WEST PALM BEACH	FL		12/06/2013		397,596	0	0	0	0	0	0	0	5,051	0	0	0
28959	WEST PALM BEACH	FL		12/06/2013		437,355	0	0	0	0	0	0	0	5,556	0	0	0
29035	TAMPA	FL		05/01/2014		4,504,212	0	0	0	0	0	0	0	54,971	0	0	0
29083	NAPLES	FL		08/28/2014		3,323,991	0	0	0	0	0	0	0	65,794	0	0	0
29174	ST. AUGUSTINE	FL		03/30/2015		505,916	0	0	0	0	0	0	0	6,021	0	0	0

STATEMENT AS OF JUNE 30, 2020 OF THE VOYA RETIREMENT INSURANCE AND ANNUITY COMPANY

SCHEDULE B - PART 3

Showing All Mortgage Loans DISPOSED, Transferred or Repaid During the Current Quarter

1 Loan Number	Location		4 Loan Type	5 Date Acquired	6 Disposal Date	7 Book Value/ Recorded Investment Excluding Accrued Interest Prior Year	Change in Book Value/Recorded Investment					14 Book Value/ Recorded Investment Excluding Accrued Interest on Disposal	15 Consid- eration	16 Foreign Exchange Gain (Loss) on Disposal	17 Realized Gain (Loss) on Disposal	18 Total Gain (Loss) on Disposal
	2 City	3 State					8 Unrealized Valuation Increase (Decrease)	9 Current Year's (Amortization) /Accretion	10 Current Year's Other- Than- Temporary Impairment Recognized	11 Capitalized Deferred Interest and Other	12 Total Change in Book Value (8+9-10+11)					
29176	ST. AUGUSTINE	FL		03/30/2015		296,322	0	0	0	0	0	0	0	3,527	0	0
29177	JACKSONVILLE	FL		03/30/2015		549,280	0	0	0	0	0	0	0	6,537	0	0
29178	JACKSONVILLE	FL		03/30/2015		419,188	0	0	0	0	0	0	0	4,989	0	0
29179	ORANGE PARK	FL		03/30/2015		270,304	0	0	0	0	0	0	0	3,217	0	0
29180	JACKSONVILLE	FL		03/30/2015		1,214,199	0	0	0	0	0	0	0	14,450	0	0
29181	PONTE VEDRA	FL		03/30/2015		758,874	0	0	0	0	0	0	0	9,031	0	0
29182	JACKSONVILLE	FL		03/30/2015		747,310	0	0	0	0	0	0	0	8,894	0	0
29183	JACKSONVILLE	FL		03/30/2015		274,640	0	0	0	0	0	0	0	3,269	0	0
29184	JACKSONVILLE	FL		03/30/2015		664,918	0	0	0	0	0	0	0	7,913	0	0
29185	JACKSONVILLE	FL		03/30/2015		549,280	0	0	0	0	0	0	0	6,537	0	0
29186	JACKSONVILLE	FL		03/30/2015		708,282	0	0	0	0	0	0	0	8,429	0	0
29187	JACKSONVILLE	FL		03/30/2015		419,188	0	0	0	0	0	0	0	4,989	0	0
29188	JACKSONVILLE	FL		03/30/2015		409,069	0	0	0	0	0	0	0	4,868	0	0
29189	JACKSONVILLE	FL		03/30/2015		653,933	0	0	0	0	0	0	0	7,783	0	0
29190	JACKSONVILLE	FL		03/30/2015		370,042	0	0	0	0	0	0	0	4,404	0	0
29191	JACKSONVILLE	FL		03/30/2015		340,988	0	0	0	0	0	0	0	4,058	0	0
29192	ST. AUGUSTINE	FL		03/30/2015		566,915	0	0	0	0	0	0	0	6,747	0	0
29193	JACKSONVILLE	FL		03/30/2015		517,480	0	0	0	0	0	0	0	6,159	0	0
29194	JACKSONVILLE	FL		03/30/2015		604,931	0	0	0	0	0	0	0	7,199	0	0
29211	FT LAUDERDALE	FL		12/01/2015		4,191,381	0	0	0	0	0	0	0	31,570	0	0
29212	MIAMI	FL		05/08/2015		4,688,208	0	0	0	0	0	0	0	55,389	0	0
29213	POMPANO BEACH	FL		12/01/2015		1,983,421	0	0	0	0	0	0	0	14,939	0	0
29228	GREENACRES	FL		06/24/2015		19,923,803	0	0	0	0	0	0	0	63,362	0	0
29237	JACKSONVILLE	FL		08/03/2015		1,549,866	0	0	0	0	0	0	0	19,674	0	0
29238	JACKSONVILLE	FL		08/03/2015		4,242,496	0	0	0	0	0	0	0	33,324	0	0
29273	CLEARWATER	FL		12/22/2015		2,213,628	0	0	0	0	0	0	0	82,377	0	0
29285	JACKSONVILLE	FL		01/12/2016		812,476	0	0	0	0	0	0	0	5,970	0	0
29286	JACKSONVILLE	FL		01/12/2016		3,574,896	0	0	0	0	0	0	0	26,266	0	0
29287	JACKSONVILLE	FL		01/12/2016		2,599,925	0	0	0	0	0	0	0	19,103	0	0
29288	JACKSONVILLE	FL		01/12/2016		893,724	0	0	0	0	0	0	0	6,567	0	0
29289	ST. AUGUSTINE	FL		01/12/2016		1,982,442	0	0	0	0	0	0	0	14,566	0	0
29290	JACKSONVILLE	FL		01/12/2016		1,039,970	0	0	0	0	0	0	0	7,641	0	0
29291	YULEE	FL		01/12/2016		1,286,963	0	0	0	0	0	0	0	9,456	0	0
29292	JACKSONVILLE	FL		01/12/2016		861,225	0	0	0	0	0	0	0	6,328	0	0
29293	PONTE VEDRA	FL		01/12/2016		731,229	0	0	0	0	0	0	0	5,373	0	0
29294	ORANGE PARK	FL		01/12/2016		454,987	0	0	0	0	0	0	0	3,343	0	0
29295	JACKSONVILLE	FL		01/12/2016		1,023,720	0	0	0	0	0	0	0	7,522	0	0
29296	ST. AUGUSTINE	FL		01/12/2016		825,476	0	0	0	0	0	0	0	6,065	0	0
29297	ST. AUGUSTINE	FL		01/12/2016		3,314,904	0	0	0	0	0	0	0	24,356	0	0
29298	JACKSONVILLE	FL		01/12/2016		2,616,174	0	0	0	0	0	0	0	19,222	0	0
29299	JACKSONVILLE	FL		01/12/2016		893,724	0	0	0	0	0	0	0	6,567	0	0
29300	ATLANTIC BEACH	FL		01/12/2016		1,121,217	0	0	0	0	0	0	0	8,238	0	0
29301	JACKSONVILLE	FL		01/12/2016		942,473	0	0	0	0	0	0	0	6,925	0	0
29302	JACKSONVILLE	FL		01/12/2016		1,267,463	0	0	0	0	0	0	0	9,313	0	0
29303	JACKSONVILLE	FL		01/12/2016		1,007,471	0	0	0	0	0	0	0	7,402	0	0
29304	JACKSONVILLE	FL		01/12/2016		519,985	0	0	0	0	0	0	0	3,821	0	0
29305	JACKSONVILLE	FL		01/12/2016		1,641,202	0	0	0	0	0	0	0	12,059	0	0
29306	JACKSONVILLE	FL		01/12/2016		3,623,645	0	0	0	0	0	0	0	26,625	0	0
29307	JACKSONVILLE	FL		01/12/2016		1,754,949	0	0	0	0	0	0	0	12,894	0	0
29308	JACKSONVILLE	FL		01/12/2016		1,689,951	0	0	0	0	0	0	0	12,417	0	0
29309	CALLAHAN	FL		01/12/2016		601,232	0	0	0	0	0	0	0	4,418	0	0
29310	JACKSONVILLE	FL		01/12/2016		1,413,709	0	0	0	0	0	0	0	10,387	0	0
29311	ST. AUGUSTINE	FL		01/12/2016		1,153,717	0	0	0	0	0	0	0	8,477	0	0
29409	SORRENTO	FL		08/15/2016		3,093,644	0	0	0	0	0	0	0	33,668	0	0
29417	MELBOURNE	FL		06/09/2016		1,259,002	0	0	0	0	0	0	0	9,525	0	0
29418	MELBOURNE	FL		06/09/2016		1,199,986	0	0	0	0	0	0	0	9,079	0	0
29421	MELBOURNE	FL		06/09/2016		1,888,503	0	0	0	0	0	0	0	14,288	0	0
29428	MELBOURNE	FL		06/09/2016		1,750,800	0	0	0	0	0	0	0	13,246	0	0
29438	MELBOURNE	FL		06/09/2016		1,908,175	0	0	0	0	0	0	0	14,437	0	0
29441	MELBOURNE	FL		06/09/2016		4,445,851	0	0	0	0	0	0	0	33,636	0	0

STATEMENT AS OF JUNE 30, 2020 OF THE VOYA RETIREMENT INSURANCE AND ANNUITY COMPANY

SCHEDULE B - PART 3

Showing All Mortgage Loans DISPOSED, Transferred or Repaid During the Current Quarter

1 Loan Number	2 Location		4 Loan Type	5 Date Acquired	6 Disposal Date	7 Book Value/ Recorded Investment Excluding Accrued Interest Prior Year	8 Change in Book Value/Recorded Investment					14 Book Value/ Recorded Investment Excluding Accrued Interest on Disposal	15 Consid- eration	16 Foreign Exchange Gain (Loss) on Disposal	17 Realized Gain (Loss) on Disposal	18 Total Gain (Loss) on Disposal	
	2 City	3 State					8 Unrealized Valuation Increase (Decrease)	9 Current Year's (Amortization) /Accretion	10 Current Year's Other- Than- Temporary Impairment Recognized	11 Capitalized Deferred Interest and Other	12 Total Change in Book Value (8+9-10+11)						13 Total Foreign Exchange Change in Book Value
29443	MELBOURNE	FL		06/09/2016		1,436,049	0	0	0	0	0	0	0	10,865	0	0	0
29495	LAKE WORTH	FL		01/09/2017		7,559,288	0	0	0	0	0	0	0	41,470	0	0	0
29534	CORAL GABLES	FL		02/08/2017		22,000,000	0	0	0	0	0	0	0	101,304	0	0	0
29535	JACKSONVILLE BEACH	FL		03/02/2017		11,759,529	0	0	0	0	0	0	0	123,654	0	0	0
29634	Daytona Beach	FL		11/02/2017		3,815,952	0	0	0	0	0	0	0	24,427	0	0	0
29668	Naples	FL		12/19/2017		16,325,987	0	8,015	0	0	8,015	0	0	0	0	0	0
29779	Palmetto	FL		10/16/2018		3,438,982	0	0	0	0	0	0	0	20,707	0	0	0
29790	Tampa	FL		02/28/2019		6,695,214	0	0	0	0	0	0	0	53,323	0	0	0
29801	Palm Bay	FL		03/15/2019		8,732,913	0	0	0	0	0	0	0	49,249	0	0	0
29803	Daytona Beach	FL		01/30/2019		1,966,763	0	0	0	0	0	0	0	10,388	0	0	0
29804	Orlando	FL		01/30/2019		1,278,396	0	0	0	0	0	0	0	6,752	0	0	0
29805	Orlando	FL		01/30/2019		5,038,967	0	0	0	0	0	0	0	41,181	0	0	0
29808	Orlando	FL		01/30/2019		2,806,072	0	0	0	0	0	0	0	22,933	0	0	0
29921	Orlando	FL		01/16/2020		0	0	0	0	0	0	0	0	56,464	0	0	0
29946	Orlando	FL		01/16/2020		0	0	0	0	0	0	0	0	11,674	0	0	0
29947	Orlando	FL		01/16/2020		0	0	0	0	0	0	0	0	5,795	0	0	0
29948	Orlando	FL		01/16/2020		0	0	0	0	0	0	0	0	21,498	0	0	0
29949	Orlando	FL		01/16/2020		0	0	0	0	0	0	0	0	8,583	0	0	0
29950	Orlando	FL		01/16/2020		0	0	0	0	0	0	0	0	12,446	0	0	0
29951	Orlando	FL		01/16/2020		0	0	0	0	0	0	0	0	22,050	0	0	0
29952	Orlando	FL		01/16/2020		0	0	0	0	0	0	0	0	7,755	0	0	0
2881602	DESTIN	FL		02/12/2015		461,307	0	0	0	0	0	0	0	2,351	0	0	0
2881702	DESTIN	FL		02/12/2015		307,204	0	0	0	0	0	0	0	1,565	0	0	0
27853	DUNWOODY	GA		01/13/2006		386,679	0	0	0	0	0	0	0	21,008	0	0	0
28441	AUGUSTA	GA		06/01/2011		8,261,347	0	0	0	0	0	0	0	53,334	0	0	0
28484	DUNWOODY	GA		08/01/2011		3,475,271	0	0	0	0	0	0	0	21,599	0	0	0
28830	ALPHARETTA	GA		10/06/2014		4,285,459	0	0	0	0	0	0	0	45,889	0	0	0
28987	ATLANTA	GA		12/12/2013		2,305,761	0	0	0	0	0	0	0	14,224	0	0	0
29122	MILLEDGEVILLE	GA		12/12/2014		9,354,481	0	0	0	0	0	0	0	95,157	0	0	0
29135	DULUTH	GA		12/23/2014		2,034,454	0	0	0	0	0	0	0	93,780	0	0	0
29687	Canton	GA		04/13/2018		2,226,347	0	0	0	0	0	0	0	10,814	0	0	0
29692	Stone Mountain	GA		04/13/2018		1,622,540	0	0	0	0	0	0	0	7,881	0	0	0
29830	Valdosta	GA		04/30/2019		5,537,975	0	0	0	0	0	0	0	31,801	0	0	0
29831	Marietta	GA		06/06/2019		7,631,117	0	0	0	0	0	0	0	60,724	0	0	0
2848402	DUNWOODY	GA		05/31/2012		2,104,406	0	0	0	0	0	0	0	12,368	0	0	0
28833	HONOLULU	HI		02/26/2013		6,295,618	0	0	0	0	0	0	0	129,698	0	0	0
29609	Honolulu	HI		07/27/2017		45,304,483	0	0	0	0	0	0	0	247,999	0	0	0
28358	CLINTON	IA		03/25/2011		61,560	0	0	0	0	0	0	0	11,397	0	0	0
28872	COUNCIL BLUFFS	IA		07/01/2013		6,966,817	0	0	0	0	0	0	0	97,144	0	0	0
28324	CHICAGO	IL		02/14/2011		1,784,320	0	0	0	0	0	0	0	63,237	0	0	0
28359	CHICAGO	IL		03/25/2011		57,203	0	0	0	0	0	0	0	10,591	0	0	0
28360	SCHILLER PARK	IL		03/25/2011		80,882	0	0	0	0	0	0	0	14,975	0	0	0
28407	HODGKINS	IL		05/05/2011		9,080,544	0	0	0	0	0	0	0	41,287	0	0	0
28411	CHICAGO	IL		06/16/2011		3,531,106	0	0	0	0	0	0	0	117,021	0	0	0
28513	AURORA	IL		09/23/2011		1,713,659	0	0	0	0	0	0	0	11,249	0	0	0
28685	CHICAGO	IL		03/30/2012		7,767,672	0	0	0	0	0	0	0	52,020	0	0	0
28837	CHICAGO	IL		03/28/2013		7,365,245	0	0	0	0	0	0	0	69,145	0	0	0
28862	CHICAGO	IL		04/04/2013		4,152,597	0	0	0	0	0	0	0	59,169	0	0	0
28920	WARREN	IL		08/23/2013		15,957,383	0	0	0	0	0	0	0	514,864	0	0	0
29042	ARLINGTON HEIGHTS	IL		05/01/2014		7,275,799	0	0	0	0	0	0	0	46,395	0	0	0
29047	LISLE	IL		06/19/2014		6,129,001	0	0	0	0	0	0	0	50,722	0	0	0
29052	LISLE	IL		06/19/2014		3,349,571	0	0	0	0	0	0	0	27,720	0	0	0
29053	LISLE	IL		06/19/2014		2,807,938	0	0	0	0	0	0	0	23,238	0	0	0
29054	LISLE	IL		06/19/2014		4,817,680	0	0	0	0	0	0	0	39,870	0	0	0
29057	MELROSE	IL		07/09/2014		5,404,235	0	0	0	0	0	0	0	38,964	0	0	0
29583	CHICAGO	IL		04/20/2017		21,400,000	0	0	0	0	0	0	0	25,008	0	0	0
28316	INDIANAPOLIS	IN		12/16/2010		729,520	0	0	0	0	0	0	0	25,852	0	0	0
28317	INDIANAPOLIS	IN		12/16/2010		354,401	0	0	0	0	0	0	0	12,559	0	0	0
29079	INDIANAPOLIS	IN		08/01/2014		7,985,581	0	0	0	0	0	0	0	41,871	0	0	0
29260	FT WAYNE	IN		09/01/2015		3,645,585	0	0	0	0	0	0	0	18,210	0	0	0

E02.6

STATEMENT AS OF JUNE 30, 2020 OF THE VOYA RETIREMENT INSURANCE AND ANNUITY COMPANY

SCHEDULE B - PART 3

Showing All Mortgage Loans DISPOSED, Transferred or Repaid During the Current Quarter

1 Loan Number	2 Location		4 Loan Type	5 Date Acquired	6 Disposal Date	7 Book Value/ Recorded Investment Excluding Accrued Interest Prior Year	8 Change in Book Value/Recorded Investment					14 Book Value/ Recorded Investment Excluding Accrued Interest on Disposal	15 Consid- eration	16 Foreign Exchange Gain (Loss) on Disposal	17 Realized Gain (Loss) on Disposal	18 Total Gain (Loss) on Disposal
	2 City	3 State					8 Unrealized Valuation Increase (Decrease)	9 Current Year's (Amortization) /Accretion	10 Current Year's Other- Than- Temporary Impairment Recognized	11 Capitalized Deferred Interest and Other	12 Total Change in Book Value (8+9-10+11)					
29655	Indianapolis	IN		11/15/2017		7,876,544	0	6,241	0	0	6,241	0	0	40,741	0	0
28532	LEAWOOD	KS		01/17/2012		47,242,461	0	0	0	0	0	0	0	296,903	0	0
28787	LEAWOOD	KS		10/25/2012		23,356,312	0	0	0	0	0	0	0	153,113	0	0
29118	WICHITA	KS		11/18/2014		1,459,965	0	0	0	0	0	0	0	30,203	0	0
29123	LOUISVILLE	KY		12/12/2014		8,107,217	0	0	0	0	0	0	0	82,470	0	0
29875	Richmond	KY		10/16/2019		4,298,059	0	0	0	0	0	0	0	37,024	0	0
29880	Louisville	KY		10/16/2019		6,025,879	0	0	0	0	0	0	0	42,373	0	0
29786	New Orleans	LA		03/04/2019		14,842,164	0	0	0	0	0	0	0	61,134	0	0
29893	Kenner	LA		11/01/2019		8,073,936	0	0	0	0	0	0	0	39,743	0	0
29143	DENNIS	MA		01/15/2015		2,776,317	0	0	0	0	0	0	0	21,995	0	0
2679803	BEVERLY	MA		12/19/2012		11,452,005	0	0	0	0	0	0	0	73,568	0	0
27201	BETHESDA	MD		02/24/2003		7,418,994	0	0	0	0	0	0	0	46,109	0	0
27651	SILVER SPRINGS	MD		05/27/2005		1,110,051	0	0	0	0	0	0	0	43,849	0	0
27886	JESSUP	MD		04/07/2006		443,820	0	0	0	0	0	0	0	76,843	0	0
28311	BETHESDA	MD		10/06/2010		7,855,596	0	0	0	0	0	0	0	48,144	0	0
28765	TOWSON	MD		06/27/2012		4,255,018	0	0	0	0	0	0	0	29,452	0	0
28769	HUNT VALLEY	MD		08/29/2012		1,138,526	0	0	0	0	0	0	0	7,763	0	0
28849	SILVER SPRINGS	MD		07/11/2013		24,624,052	0	0	0	0	0	0	0	142,618	0	0
29125	GREENBELT	MD		01/16/2015		1,609,536	0	0	0	0	0	0	0	18,451	0	0
29453	HYATTSVILLE	MD		06/24/2016		18,517,639	0	0	0	0	0	0	0	197,724	0	0
29898	Ellicott City	MD		10/28/2019		8,462,819	0	0	0	0	0	0	0	112,985	0	0
2884902	SILVER SPRINGS	MD		06/06/2014		1,095,703	0	0	0	0	0	0	0	5,486	0	0
27738	GRAND RAPIDS	MI		09/21/2005		459,362	0	0	0	0	0	0	0	137,488	0	0
28361	DETROIT	MI		03/25/2011		28,666	0	0	0	0	0	0	0	5,307	0	0
28362	STERLING HEIGHTS	MI		03/25/2011		30,894	0	0	0	0	0	0	0	5,720	0	0
28373	DETROIT	MI		03/25/2011		52,562	0	0	0	0	0	0	0	9,731	0	0
28374	HIGHLAND PARK	MI		03/25/2011		51,650	0	0	0	0	0	0	0	9,563	0	0
28984	ANN ARBOR	MI		12/18/2013		8,064,949	0	0	0	0	0	0	0	40,203	0	0
29034	ROCHESTER HILLS	MI		05/01/2014		5,751,346	0	0	0	0	0	0	0	36,674	0	0
29523	ANN ARBOR	MI		03/21/2017		12,600,000	0	0	0	0	0	0	0	40,414	0	0
28485	INVER GROVE HEIGHTS	MN		11/16/2011		4,418,395	0	0	0	0	0	0	0	41,854	0	0
28506	EAGAN	MN		09/23/2011		3,891,113	0	0	0	0	0	0	0	25,543	0	0
28773	SHAKOPEE	MN		08/29/2012		3,151,867	0	0	0	0	0	0	0	21,492	0	0
28799	ST PAUL	MN		10/30/2012		5,958,288	0	0	0	0	0	0	0	41,634	0	0
29099	MINNETONKA	MN		11/03/2014		5,437,299	0	0	0	0	0	0	0	31,611	0	0
29459	CIRCLE PINES	MN		07/11/2016		3,752,636	0	0	0	0	0	0	0	20,101	0	0
29510	MINNEAPOLIS	MN		01/03/2017		12,507,388	0	0	0	0	0	0	0	93,386	0	0
29632	Woodbury	MN		10/12/2017		36,939,305	0	43,790	0	0	43,790	0	0	0	0	0
29705	Saint Paul	MN		04/20/2018		31,849,807	0	0	0	0	0	0	0	191,650	0	0
29885	Sartell	MN		11/01/2019		6,231,781	0	0	0	0	0	0	0	55,435	0	0
10201134	ST PAUL	MN		12/20/2001		144,671	0	0	0	0	0	0	0	20,944	0	0
28363	SPRINGFIELD	MO		03/25/2011		65,504	0	0	0	0	0	0	0	12,128	0	0
28028	NAGS HEAD	NC		12/27/2006		1,184,881	0	0	0	0	0	0	0	34,412	0	0
28409	WILMINGTON	NC		08/01/2011		6,851,933	0	0	0	0	0	0	0	43,349	0	0
28924	CEDAR POINT	NC		04/01/2014		2,084,030	0	0	0	0	0	0	0	17,744	0	0
28925	NEWPORT	NC		04/01/2014		5,773,787	0	0	0	0	0	0	0	49,159	0	0
28974	RALEIGH	NC		11/25/2013		3,998,372	0	0	0	0	0	0	0	21,287	0	0
29002	CHARLOTTE	NC		03/06/2014		4,825,330	0	0	0	0	0	0	0	60,064	0	0
29236	ASHEVILLE	NC		07/09/2015		5,907,512	0	0	0	0	0	0	0	69,485	0	0
29259	ASHEVILLE	NC		10/28/2015		3,010,933	0	0	0	0	0	0	0	33,244	0	0
29454	CHARLOTTE	NC		07/06/2016		5,497,497	0	0	0	0	0	0	0	29,718	0	0
29455	CHARLOTTE	NC		07/06/2016		1,467,079	0	0	0	0	0	0	0	2,997	0	0
29619	Wilmington	NC		10/05/2017		10,112,186	0	0	0	0	0	0	0	49,294	0	0
29753	Candler	NC		08/31/2018		12,990,763	0	0	0	0	0	0	0	175,371	0	0
29857	Lincolnton	NC		09/25/2019		4,420,503	0	0	0	0	0	0	0	37,411	0	0
29940	Graham	NC		02/25/2020		0	0	0	0	0	0	0	0	57,136	0	0
29941	Graham	NC		02/25/2020		0	0	0	0	0	0	0	0	63,871	0	0
29953	Greensboro	NC		03/06/2020		0	0	0	0	0	0	0	0	34,219	0	0
2802802	NAGS HEAD	NC		06/03/2014		397,541	0	0	0	0	0	0	0	11,546	0	0
2900202	CHARLOTTE	NC		09/26/2018		3,592,315	0	0	0	0	0	0	0	44,244	0	0

STATEMENT AS OF JUNE 30, 2020 OF THE VOYA RETIREMENT INSURANCE AND ANNUITY COMPANY

SCHEDULE B - PART 3

Showing All Mortgage Loans DISPOSED, Transferred or Repaid During the Current Quarter

1 Loan Number	2 Location		4 Loan Type	5 Date Acquired	6 Disposal Date	7 Book Value/ Recorded Investment Excluding Accrued Interest Prior Year	8 Change in Book Value/Recorded Investment					14 Book Value/ Recorded Investment Excluding Accrued Interest on Disposal	15 Consid- eration	16 Foreign Exchange Gain (Loss) on Disposal	17 Realized Gain (Loss) on Disposal	18 Total Gain (Loss) on Disposal
	2 City	3 State					8 Unrealized Valuation Increase (Decrease)	9 Current Year's (Amortization) /Accretion	10 Current Year's Other- Than- Temporary Impairment Recognized	11 Capitalized Deferred Interest and Other	12 Total Change in Book Value (8+9-10+11)					
27220	LAVISTA	NE		03/28/2003		2,300,372	0	0	0	0	0	0	0	158,364	0	0
29001	ELKHORN	NE		02/21/2014		3,271,957	0	0	0	0	0	0	0	47,954	0	0
27236	CINNAMINSON	NJ		04/09/2003		10,796,845	0	0	0	0	0	0	0	102,510	0	0
27698	MT LAUREL	NJ		07/20/2005		3,607,705	0	0	0	0	0	0	0	88,979	0	0
27892	MADISON	NJ		05/16/2006		4,369,028	0	0	0	0	0	0	0	141,844	0	0
28866	MORRISON	NJ		05/08/2013		5,351,742	0	0	0	0	0	0	0	94,404	0	0
29043	BURLINGTON	NJ		07/01/2014		7,661,262	0	0	0	0	0	0	0	44,181	0	0
29120	KINNELON	NJ		12/15/2014		4,024,642	0	0	0	0	0	0	0	16,147	0	0
29131	WYCKOFF	NJ		12/15/2014		3,023,713	0	0	0	0	0	0	0	12,131	0	0
29133	MIDLAND PARK	NJ		12/15/2014		7,616,827	0	0	0	0	0	0	0	30,559	0	0
29134	POMPTON LAKES	NJ		12/15/2014		7,194,833	0	0	0	0	0	0	0	28,866	0	0
29497	SUMMIT	NJ		02/15/2017		5,841,157	0	0	0	0	0	0	0	44,281	0	0
29541	HOBOKEN	NJ		02/27/2017		4,820,786	0	0	0	0	0	0	0	36,590	0	0
29542	HOBOKEN	NJ		02/27/2017		6,674,935	0	0	0	0	0	0	0	50,663	0	0
29543	HOBOKEN	NJ		02/27/2017		11,588,429	0	0	0	0	0	0	0	87,957	0	0
29544	HOBOKEN	NJ		02/27/2017		10,754,062	0	0	0	0	0	0	0	81,624	0	0
29545	HOBOKEN	NJ		02/27/2017		7,416,594	0	0	0	0	0	0	0	56,292	0	0
29658	New Milford	NJ		12/14/2017		13,688,244	0	0	0	0	0	0	0	70,125	0	0
29688	Lyndhurst	NJ		04/13/2018		3,207,416	0	0	0	0	0	0	0	15,579	0	0
29690	Lyndhurst	NJ		04/13/2018		603,745	0	0	0	0	0	0	0	2,933	0	0
29810	Livingston	NJ		03/27/2019		3,957,303	0	0	0	0	0	0	0	16,528	0	0
2881103	WESTFIELD	NJ		12/19/2012		935,196	0	0	0	0	0	0	0	5,991	0	0
29877	Albuquerque	NM		11/27/2019		3,315,000	0	0	0	0	0	0	0	16,441	0	0
29917	Albuquerque	NM		11/27/2019		5,559,000	0	0	0	0	0	0	0	27,570	0	0
29918	Albuquerque	NM		11/27/2019		1,938,000	0	0	0	0	0	0	0	9,612	0	0
29919	Albuquerque	NM		11/27/2019		2,958,000	0	0	0	0	0	0	0	14,670	0	0
10202126	ALBUQUERQUE	NM		10/29/2002		507,452	0	0	0	0	0	0	0	44,212	0	0
28391	LAS VEGAS	NV		03/30/2011		7,827,313	0	0	0	0	0	0	0	71,267	0	0
28855	LAS VEGAS	NV		03/22/2013		4,344,887	0	0	0	0	0	0	0	22,773	0	0
28856	LAS VEGAS	NV		03/22/2013		4,084,104	0	0	0	0	0	0	0	21,407	0	0
29033	LAS VEGAS	NV		06/05/2014		2,582,695	0	0	0	0	0	0	0	21,813	0	0
29676	Las Vegas	NV		01/31/2018		4,766,427	0	0	0	0	0	0	0	33,363	0	0
28705	SCARSDALE	NY		12/27/2012		249,031	0	0	0	0	0	0	0	82,429	0	0
28868	NEW YORK	NY		05/02/2013		5,824,406	0	0	0	0	0	0	0	28,571	0	0
28869	NEW YORK	NY		05/02/2013		3,393,848	0	0	0	0	0	0	0	16,648	0	0
28871	NEW YORK	NY		05/09/2013		20,498,586	0	0	0	0	0	0	0	120,031	0	0
28882	BROOKLYN CENTER	NY		05/10/2013		34,995,941	0	0	0	0	0	0	0	78,164	0	0
28914	RYE	NY		08/27/2013		2,247,063	0	0	0	0	0	0	0	10,599	0	0
28915	RYE	NY		08/27/2013		3,054,652	0	0	0	0	0	0	0	14,408	0	0
28916	RYE	NY		08/27/2013		10,519,397	0	0	0	0	0	0	0	49,616	0	0
28953	Cohoes	NY		12/06/2013		1,192,787	0	0	0	0	0	0	0	15,153	0	0
28981	RIVERHEAD	NY		02/19/2014		4,266,710	0	0	0	0	0	0	0	24,364	0	0
29003	NEW YORK	NY		05/12/2014		9,602,850	0	0	0	0	0	0	0	52,790	0	0
29014	NEW YORK	NY		05/08/2014		10,562,057	0	0	0	0	0	0	0	58,063	0	0
29073	BROOKLYN CENTER	NY		08/08/2014		26,648,256	0	0	0	0	0	0	0	53,546	0	0
29225	NEW YORK	NY		05/15/2015		13,334,659	0	0	0	0	0	0	0	82,906	0	0
29405	LAKEWOOD	NY		05/16/2016		7,065,460	0	757	0	0	757	0	0	73,799	0	0
29498	NEW YORK	NY		11/29/2016		13,981,045	0	0	0	0	0	0	0	81,413	0	0
29499	NEW YORK	NY		11/29/2016		5,160,788	0	0	0	0	0	0	0	30,052	0	0
29613	New York	NY		08/28/2017		12,365,712	0	11,713	0	0	11,713	0	0	0	0	0
27695	COLUMBUS	OH		07/08/2005		1,273,202	0	0	0	0	0	0	0	48,708	0	0
28364	DAYTON	OH		03/25/2011		68,460	0	0	0	0	0	0	0	12,675	0	0
28365	DAYTON	OH		03/25/2011		59,415	0	0	0	0	0	0	0	11,000	0	0
28366	DAYTON	OH		03/25/2011		73,584	0	0	0	0	0	0	0	13,624	0	0
28367	KETTERING	OH		03/25/2011		52,108	0	0	0	0	0	0	0	9,647	0	0
28368	TOLEDO	OH		03/25/2011		70,452	0	0	0	0	0	0	0	13,044	0	0
28375	TOLEDO	OH		03/25/2011		66,066	0	0	0	0	0	0	0	12,232	0	0
28508	GLENWILLOW	OH		09/23/2011		2,874,694	0	0	0	0	0	0	0	18,871	0	0
28510	GLENWILLOW	OH		09/23/2011		1,683,200	0	0	0	0	0	0	0	11,049	0	0
28561	BROADVIEW HEIGHTS	OH		05/03/2012		6,688,454	0	0	0	0	0	0	0	98,182	0	0

E02.8

STATEMENT AS OF JUNE 30, 2020 OF THE VOYA RETIREMENT INSURANCE AND ANNUITY COMPANY

SCHEDULE B - PART 3

Showing All Mortgage Loans DISPOSED, Transferred or Repaid During the Current Quarter

1 Loan Number	2 Location		4 Loan Type	5 Date Acquired	6 Disposal Date	7 Book Value/ Recorded Investment Excluding Accrued Interest Prior Year	8 Change in Book Value/Recorded Investment					14 Book Value/ Recorded Investment Excluding Accrued Interest on Disposal	15 Consid- eration	16 Foreign Exchange Gain (Loss) on Disposal	17 Realized Gain (Loss) on Disposal	18 Total Gain (Loss) on Disposal
	2 City	3 State					8 Unrealized Valuation Increase (Decrease)	9 Current Year's (Amortization) /Accretion	10 Current Year's Other- Than- Temporary Impairment Recognized	11 Capitalized Deferred Interest and Other	12 Total Change in Book Value (8+9-10+11)					
28860	CLEVELAND	OH		03/08/2013		8,484,202	0	0	0	0	0	0	102,577	0	0	0
28961	CINCINNATI	OH		12/06/2013		437,355	0	0	0	0	0	0	5,556	0	0	0
28995	BEACHWOOD	OH		02/20/2014		1,362,883	0	0	0	0	0	0	11,764	0	0	0
29242	OLMSTEAD FALLS	OH		12/28/2015		6,117,014	0	0	0	0	0	0	33,805	0	0	0
29406	SPRINGDALE	OH		03/29/2016		4,565,279	0	354	0	0	354	0	22,251	0	0	0
29532	COLUMBUS	OH		03/30/2017		18,500,000	0	0	0	0	0	0	59,339	0	0	0
29820	Cincinnati	OH		03/28/2019		3,182,125	0	0	0	0	0	0	26,275	0	0	0
27654	PORTLAND	OR		07/13/2005		1,058,349	0	0	0	0	0	0	40,352	0	0	0
28490	PORTLAND	OR		08/11/2011		9,945,259	0	0	0	0	0	0	316,847	0	0	0
28919	EUGENE	OR		08/13/2013		741,021	0	0	0	0	0	0	12,115	0	0	0
28972	PORTLAND	OR		11/06/2013		5,409,154	0	0	0	0	0	0	23,139	0	0	0
28829	Portland	OR		04/08/2019		22,202,272	0	0	0	0	0	0	131,273	0	0	0
2843506	GRESHAM	OR		05/18/2011		2,972,426	0	0	0	0	0	0	8,875	0	0	0
27181	CENTER TOWNSHIP	PA		12/20/2002		1,241,071	0	0	0	0	0	0	29,551	0	0	0
27182	CENTER TOWNSHIP	PA		12/20/2002		1,241,071	0	0	0	0	0	0	29,551	0	0	0
27183	CENTER TOWNSHIP	PA		12/20/2002		5,688,241	0	0	0	0	0	0	135,443	0	0	0
27507	WILLOW GROVE	PA		04/29/2005		3,044,065	0	0	0	0	0	0	123,915	0	0	0
27844	GROVE CITY	PA		01/06/2006		195,292	0	0	0	0	0	0	41,352	0	0	0
27876	WILLOW GROVE	PA		09/29/2006		1,738,702	0	0	0	0	0	0	53,606	0	0	0
28716	WILLOW GROVE	PA		10/02/2012		2,982,366	0	0	0	0	0	0	80,062	0	0	0
28900	HORSHAM	PA		06/28/2013		6,883,400	0	0	0	0	0	0	136,865	0	0	0
28978	SOUTH PARK	PA		05/01/2014		2,843,462	0	0	0	0	0	0	34,318	0	0	0
28979	NEW CASTLE	PA		12/09/2013		2,535,370	0	0	0	0	0	0	57,190	0	0	0
29046	ALLENTOWN	PA		09/11/2014		14,486,332	0	0	0	0	0	0	116,249	0	0	0
29149	MECHANICSBURG	PA		02/02/2015		709,522	0	0	0	0	0	0	11,631	0	0	0
29150	MECHANICSBURG	PA		02/02/2015		1,026,739	0	0	0	0	0	0	16,831	0	0	0
29151	LANCASTER	PA		02/02/2015		542,563	0	0	0	0	0	0	8,894	0	0	0
29152	LANCASTER	PA		02/02/2015		634,385	0	0	0	0	0	0	10,399	0	0	0
29153	CAMP HILL	PA		02/02/2015		699,076	0	0	0	0	0	0	11,460	0	0	0
29156	CAMP HILL	PA		02/02/2015		262,939	0	0	0	0	0	0	4,310	0	0	0
29415	FOLCROFT	PA		06/09/2016		8,525,804	0	0	0	0	0	0	64,504	0	0	0
29416	SHARON HILL	PA		06/09/2016		6,688,448	0	0	0	0	0	0	50,603	0	0	0
29419	SHARON HILL	PA		06/09/2016		4,308,148	0	0	0	0	0	0	32,594	0	0	0
29420	CHADDS FORD	PA		06/09/2016		5,429,446	0	0	0	0	0	0	41,078	0	0	0
29422	CHADDS FORD	PA		06/09/2016		2,769,804	0	0	0	0	0	0	20,956	0	0	0
29423	FOLCROFT	PA		06/09/2016		5,586,821	0	0	0	0	0	0	42,268	0	0	0
29424	FOLCROFT	PA		06/09/2016		2,399,972	0	0	0	0	0	0	18,158	0	0	0
29425	CHADDS FORD	PA		06/09/2016		3,580,287	0	0	0	0	0	0	27,087	0	0	0
29426	FOLCROFT	PA		06/09/2016		2,124,566	0	0	0	0	0	0	16,074	0	0	0
29427	CHADDS FORD	PA		06/09/2016		3,501,599	0	0	0	0	0	0	26,492	0	0	0
29429	SHARON HILL	PA		06/09/2016		2,596,692	0	0	0	0	0	0	19,646	0	0	0
29430	FOLCROFT	PA		06/09/2016		2,793,411	0	0	0	0	0	0	21,134	0	0	0
29431	SHARON HILL	PA		06/09/2016		2,478,660	0	0	0	0	0	0	18,753	0	0	0
29432	MEDIA	PA		06/09/2016		1,514,737	0	0	0	0	0	0	11,460	0	0	0
29433	CHADDS FORD	PA		06/09/2016		2,478,660	0	0	0	0	0	0	18,753	0	0	0
29434	FOLCROFT	PA		06/09/2016		491,798	0	0	0	0	0	0	3,721	0	0	0
29435	SHARON HILL	PA		06/09/2016		1,790,143	0	0	0	0	0	0	13,544	0	0	0
29436	SHARON HILL	PA		06/09/2016		4,485,195	0	0	0	0	0	0	33,934	0	0	0
29437	SHARON HILL	PA		06/09/2016		9,167,108	0	0	0	0	0	0	69,356	0	0	0
29439	SHARON HILL	PA		06/09/2016		2,006,535	0	0	0	0	0	0	15,181	0	0	0
29440	CHADDS FORD	PA		06/09/2016		3,954,053	0	0	0	0	0	0	29,915	0	0	0
29442	SHARON HILL	PA		06/09/2016		4,603,226	0	0	0	0	0	0	34,827	0	0	0
29444	CHADDS FORD	PA		06/09/2016		10,465,454	0	0	0	0	0	0	79,179	0	0	0
29445	CHADDS FORD	PA		06/09/2016		6,468,123	0	0	0	0	0	0	48,936	0	0	0
29522	CRANBERRY TOWNSHIP	PA		01/19/2017		7,647,302	0	0	0	0	0	0	80,435	0	0	0
29524	EAST UNION TOWNSHIP	PA		12/16/2016		50,004,789	0	0	0	0	0	0	847,557	0	0	0
29537	JENKINS TOWNSHIP	PA		01/25/2017		68,768,614	0	0	0	0	0	0	1,155,863	0	0	0
29538	PITTSSTON TOWNSHIP	PA		01/25/2017		61,815,438	0	0	0	0	0	0	1,038,994	0	0	0
29539	JENKINS TOWNSHIP	PA		01/25/2017		66,733,540	0	0	0	0	0	0	1,121,658	0	0	0
29540	HANOVER	PA		01/25/2017		63,850,514	0	0	0	0	0	0	1,073,200	0	0	0

STATEMENT AS OF JUNE 30, 2020 OF THE VOYA RETIREMENT INSURANCE AND ANNUITY COMPANY

SCHEDULE B - PART 3

Showing All Mortgage Loans DISPOSED, Transferred or Repaid During the Current Quarter

1 Loan Number	2 Location		4 Loan Type	5 Date Acquired	6 Disposal Date	7 Book Value/ Recorded Investment Excluding Accrued Interest Prior Year	Change in Book Value/Recorded Investment					14 Book Value/ Recorded Investment Excluding Accrued Interest on Disposal	15 Consid- eration	16 Foreign Exchange Gain (Loss) on Disposal	17 Realized Gain (Loss) on Disposal	18 Total Gain (Loss) on Disposal
	2 City	3 State					8 Unrealized Valuation Increase (Decrease)	9 Current Year's (Amortization) /Accretion	10 Current Year's Other- Than- Temporary Impairment Recognized	11 Capitalized Deferred Interest and Other	12 Total Change in Book Value (8+9-10+11)					
29664	Hazleton	PA		01/11/2018		38,396,049	0	0	0	0	0	0	572,791	0	0	0
29755	Warrington	PA		09/27/2018		7,239,194	0	0	0	0	0	0	88,402	0	0	0
2750702	WILLOW GROVE	PA		06/28/2007		297,856	0	0	0	0	0	0	11,977	0	0	0
27613	NORTH PROVIDENCE	RI		08/31/2005		1,227,030	0	0	0	0	0	0	74,296	0	0	0
28923	SPARTANBURG	SC		08/23/2013		1,002,257	0	0	0	0	0	0	13,659	0	0	0
29451	MYRTLE BEACH	SC		07/01/2016		2,740,819	0	0	0	0	0	0	20,552	0	0	0
29689	Rock Hill	SC		02/21/2018		3,298,118	0	0	0	0	0	0	30,404	0	0	0
29691	Myrtle Beach	SC		04/13/2018		3,848,949	0	0	0	0	0	0	18,695	0	0	0
29695	Myrtle Beach	SC		04/13/2018		413,211	0	0	0	0	0	0	2,007	0	0	0
29697	Greenville	SC		04/13/2018		3,962,128	0	0	0	0	0	0	19,245	0	0	0
29836	Lake Wylie	SC		06/25/2019		4,447,665	0	0	0	0	0	0	32,178	0	0	0
29867	Greenville	SC		10/29/2019		5,484,527	0	0	0	0	0	0	47,143	0	0	0
29904	Charleston	SC		01/02/2020		0	0	0	0	0	0	0	86,675	0	0	0
28489	CHATTANOOGA	TN		08/31/2011		5,545,357	0	0	0	0	0	0	35,960	0	0	0
27099	FRIENDSWOOD	TX		05/16/2002		3,617,844	0	0	0	0	0	0	93,550	0	0	0
27776	EL PASO	TX		10/07/2005		164,972	0	0	0	0	0	0	44,787	0	0	0
27833	HOUSTON	TX		09/29/2006		92,963	0	0	0	0	0	0	7,703	0	0	0
27836	HOUSTON	TX		09/29/2006		814,145	0	0	0	0	0	0	67,458	0	0	0
27889	SAN ANTONIO	TX		04/28/2006		621,495	0	0	0	0	0	0	107,577	0	0	0
27897	HOUSTON	TX		04/17/2006		576,479	0	0	0	0	0	0	26,015	0	0	0
27918	HOUSTON	TX		08/14/2006		8,549,688	0	0	0	0	0	0	73,533	0	0	0
27957	SAN ANTONIO	TX		07/03/2007		1,023,728	0	0	0	0	0	0	63,380	0	0	0
27984	PLANO	TX		10/19/2006		1,380,867	0	0	0	0	0	0	40,772	0	0	0
28004	LAREDO	TX		11/10/2006		5,352,216	0	0	0	0	0	0	76,385	0	0	0
28117	EL PASO	TX		08/27/2007		114,040	0	0	0	0	0	0	9,775	0	0	0
28118	EL PASO	TX		09/27/2007		187,554	0	0	0	0	0	0	15,565	0	0	0
28119	EL PASO	TX		09/27/2007		135,455	0	0	0	0	0	0	11,242	0	0	0
28120	EL PASO	TX		09/27/2007		358,175	0	0	0	0	0	0	29,725	0	0	0
28121	EL PASO	TX		09/17/2007		144,573	0	0	0	0	0	0	11,998	0	0	0
28122	EL PASO	TX		09/17/2007		136,758	0	0	0	0	0	0	11,350	0	0	0
28123	EL PASO	TX		09/27/2007		213,602	0	0	0	0	0	0	17,727	0	0	0
28124	EL PASO	TX		09/17/2007		264,398	0	0	0	0	0	0	21,943	0	0	0
28125	EL PASO	TX		09/27/2007		158,899	0	0	0	0	0	0	13,187	0	0	0
28126	EL PASO	TX		08/27/2007		167,258	0	0	0	0	0	0	14,337	0	0	0
28127	EL PASO	TX		08/27/2007		192,601	0	0	0	0	0	0	16,509	0	0	0
28128	EL PASO	TX		08/27/2007		204,005	0	0	0	0	0	0	17,487	0	0	0
28129	EL PASO	TX		09/17/2007		263,096	0	0	0	0	0	0	21,835	0	0	0
28148	HOUSTON	TX		10/09/2007		1,014,843	0	0	0	0	0	0	55,701	0	0	0
28369	DALLAS	TX		03/25/2011		74,652	0	0	0	0	0	0	13,821	0	0	0
28370	GRANBURY	TX		03/25/2011		70,805	0	0	0	0	0	0	13,109	0	0	0
28371	SAN ANTONIO	TX		03/25/2011		82,762	0	0	0	0	0	0	15,323	0	0	0
28514	PLANO	TX		09/23/2011		4,284,032	0	0	0	0	0	0	28,123	0	0	0
28515	HOUSTON	TX		09/23/2011		1,645,318	0	0	0	0	0	0	10,801	0	0	0
28763	AUSTIN	TX		09/28/2012		8,935,169	0	0	0	0	0	0	104,008	0	0	0
28770	DALLAS	TX		08/29/2012		7,362,941	0	0	0	0	0	0	50,206	0	0	0
28854	IRVING	TX		03/22/2013		3,861,841	0	0	0	0	0	0	20,405	0	0	0
28858	HOUSTON	TX		02/27/2013		3,529,102	0	0	0	0	0	0	49,555	0	0	0
28896	KATY	TX		06/05/2013		3,896,757	0	0	0	0	0	0	260,632	0	0	0
28960	VICTORIA	TX		12/06/2013		596,394	0	0	0	0	0	0	7,577	0	0	0
29017	SAN ANTONIO	TX		07/02/2014		2,700,501	0	0	0	0	0	0	15,906	0	0	0
29056	DALLAS	TX		06/13/2014		1,420,160	0	0	0	0	0	0	9,779	0	0	0
29058	ARLINGTON	TX		06/13/2014		1,420,160	0	0	0	0	0	0	9,779	0	0	0
29059	RICHARDSON	TX		06/13/2014		3,296,675	0	0	0	0	0	0	24,903	0	0	0
29060	HOUSTON	TX		06/13/2014		2,151,373	0	0	0	0	0	0	14,814	0	0	0
29130	HOUSTON	TX		12/09/2014		6,272,711	0	0	0	0	0	0	31,219	0	0	0
29145	WESLACO	TX		01/15/2015		1,779,691	0	0	0	0	0	0	14,099	0	0	0
29166	LUFKIN	TX		04/29/2015		1,479,844	0	0	0	0	0	0	13,736	0	0	0
29169	WACO	TX		04/29/2015		634,219	0	0	0	0	0	0	5,887	0	0	0
29246	IRVING	TX		08/03/2015		8,558,060	0	0	0	0	0	0	62,170	0	0	0
29261	SOCORRO	TX		09/10/2015		10,766,837	0	0	0	0	0	0	258,519	0	0	0

STATEMENT AS OF JUNE 30, 2020 OF THE VOYA RETIREMENT INSURANCE AND ANNUITY COMPANY

SCHEDULE B - PART 3

Showing All Mortgage Loans DISPOSED, Transferred or Repaid During the Current Quarter

1 Loan Number	2 Location		4 Loan Type	5 Date Acquired	6 Disposal Date	7 Book Value/ Recorded Investment Excluding Accrued Interest Prior Year	8 Change in Book Value/Recorded Investment					14 Book Value/ Recorded Investment Excluding Accrued Interest on Disposal	15 Consid- eration	16 Foreign Exchange Gain (Loss) on Disposal	17 Realized Gain (Loss) on Disposal	18 Total Gain (Loss) on Disposal
	2 City	3 State					8 Unrealized Valuation Increase (Decrease)	9 Current Year's (Amortization) /Accretion	10 Current Year's Other- Than- Temporary Impairment Recognized	11 Capitalized Deferred Interest and Other	12 Total Change in Book Value (8+9-10+11)					
29274	WOODLANDS	TX		12/17/2015		499,624	0	0	0	0	0	0	3,798	0	0	0
29276	WOODLANDS	TX		12/17/2015		771,480	0	0	0	0	0	0	5,864	0	0	0
29277	CONROE	TX		12/17/2015		1,160,890	0	0	0	0	0	0	8,825	0	0	0
29278	WOODLANDS	TX		12/17/2015		631,888	0	0	0	0	0	0	4,803	0	0	0
29279	SPRING	TX		12/17/2015		426,143	0	0	0	0	0	0	3,239	0	0	0
29280	WOODLANDS	TX		12/17/2015		1,241,711	0	0	0	0	0	0	9,439	0	0	0
29282	COPPELL	TX		12/17/2015		352,677	0	0	0	0	0	0	2,681	0	0	0
29283	SPRING	TX		12/17/2015		235,108	0	0	0	0	0	0	1,787	0	0	0
29284	MANSFIELD	TX		12/17/2015		499,637	0	0	0	0	0	0	3,798	0	0	0
29325	SAN ANTONIO	TX		09/01/2016		2,354,093	0	0	0	0	0	0	12,186	0	0	0
29501	SAN ANTONIO	TX		01/03/2017		8,346,738	0	0	0	0	0	0	61,568	0	0	0
29617	Mesquite	TX		08/30/2017		494,552	0	0	0	0	0	0	4,590	0	0	0
29626	Dallas	TX		11/29/2017		6,636,110	0	5,198	0	0	5,198	0	0	0	0	0
29627	Farmers Branch	TX		11/29/2017		12,644,706	0	9,904	0	0	9,904	0	0	0	0	0
29628	Arlington	TX		11/29/2017		5,290,594	0	4,144	0	0	4,144	0	0	0	0	0
29629	Grand Prairie	TX		11/29/2017		5,919,092	0	4,636	0	0	4,636	0	0	0	0	0
29645	Baytown	TX		12/07/2017		41,301,261	0	0	0	0	0	0	525,529	0	0	0
29656	Dallas	TX		11/17/2017		12,226,464	0	11,992	0	0	11,992	0	0	0	0	0
29748	ROCKWALL	TX		07/18/2018		978,630	0	0	0	0	0	0	4,202	0	0	0
29794	College Station	TX		12/14/2018		3,055,608	0	0	0	0	0	0	12,586	0	0	0
29876	Woodlands	TX		10/29/2019		5,323,648	0	0	0	0	0	0	68,082	0	0	0
29879	Baytown	TX		11/06/2019		32,500,000	0	0	0	0	0	0	359,330	0	0	0
29937	Amarillo	TX		02/25/2020		0	0	0	0	0	0	0	23,676	0	0	0
2800402	LAREDO	TX		05/29/2008		5,514,981	0	0	0	0	0	0	62,534	0	0	0
2885802	HOUSTON	TX		02/04/2016		1,752,717	0	0	0	0	0	0	22,960	0	0	0
2865602	DALLAS	TX		05/04/2018		655,970	0	11	0	0	11	0	0	0	0	0
28782	OREM	UT		10/04/2012		5,004,153	0	0	0	0	0	0	47,366	0	0	0
28800	SALT LAKE CITY	UT		12/04/2012		7,603,102	0	0	0	0	0	0	70,120	0	0	0
28917	ST GEORGE	UT		07/31/2013		687,327	0	0	0	0	0	0	6,133	0	0	0
28930	SANDY	UT		07/31/2013		149,419	0	0	0	0	0	0	1,333	0	0	0
28937	DRAPER	UT		10/28/2014		6,160,609	0	304	0	0	304	0	27,782	0	0	0
29264	DRAPER	UT		01/14/2016		7,711,223	0	0	0	0	0	0	27,792	0	0	0
29348	OREM	UT		01/22/2016		3,072,565	0	0	0	0	0	0	16,322	0	0	0
29366	SALT LAKE CITY	UT		01/28/2016		12,596,081	0	0	0	0	0	0	136,911	0	0	0
29408	RIVERTON	UT		09/27/2016		4,057,500	0	0	0	0	0	0	20,768	0	0	0
29456	LINDON	UT		08/03/2016		3,785,404	0	0	0	0	0	0	127,454	0	0	0
29457	LINDON	UT		12/20/2016		1,606,223	0	0	0	0	0	0	53,947	0	0	0
29496	MURRAY	UT		11/09/2016		10,693,881	0	0	0	0	0	0	116,247	0	0	0
29546	SALT LAKE CITY	UT		03/01/2017		7,709,357	0	0	0	0	0	0	58,870	0	0	0
29778	West Valley City	UT		10/16/2018		873,501	0	0	0	0	0	0	5,260	0	0	0
2954602	Salt Lake City	UT		05/01/2017		7,150,154	0	0	0	0	0	0	54,270	0	0	0
28741	MC LEAN	VA		06/01/2012		5,560,022	0	0	0	0	0	0	53,400	0	0	0
28876	RICHMOND	VA		05/08/2013		9,386,896	0	0	0	0	0	0	51,646	0	0	0
28952	HAMPTON	VA		12/06/2013		1,451,224	0	0	0	0	0	0	18,437	0	0	0
28962	FAIRFAX	VA		12/06/2013		2,186,777	0	0	0	0	0	0	27,781	0	0	0
29105	ARLINGTON HEIGHTS	VA		10/01/2014		5,198,429	0	0	0	0	0	0	26,429	0	0	0
29492	CHANTILLY	VA		11/09/2016		6,905,965	0	0	0	0	0	0	39,433	0	0	0
29685	Urbanna	VA		02/15/2018		11,230,749	0	0	0	0	0	0	97,723	0	0	0
29686	Topping	VA		02/15/2018		6,738,450	0	0	0	0	0	0	58,634	0	0	0
29696	Virginia Beach	VA		04/13/2018		528,292	0	0	0	0	0	0	2,566	0	0	0
28761	SEATTLE	WA		06/01/2012		14,786,165	0	0	0	0	0	0	84,196	0	0	0
28990	BELLEVUE	WA		09/10/2014		2,009,547	0	0	0	0	0	0	10,683	0	0	0
29231	SEATTLE	WA		12/22/2016		38,000,459	0	(27)	0	0	(27)	0	0	0	0	0
29410	EDMONDS	WA		07/28/2016		2,341,873	0	0	0	0	0	0	12,814	0	0	0
29411	EDMONDS	WA		07/28/2016		2,541,235	0	0	0	0	0	0	14,417	0	0	0
29412	LYNWOOD	WA		06/28/2016		5,140,549	0	0	0	0	0	0	28,439	0	0	0
29414	EDMONDS	WA		06/28/2016		7,922,875	0	0	0	0	0	0	45,438	0	0	0
29657	Olympia	WA		12/01/2017		5,775,138	0	0	0	0	0	0	29,586	0	0	0
29722	Bellingham	WA		05/30/2018		4,549,230	0	0	0	0	0	0	20,547	0	0	0
29726	Bellingham	WA		05/30/2018		3,411,923	0	0	0	0	0	0	15,410	0	0	0

E02.11

STATEMENT AS OF JUNE 30, 2020 OF THE VOYA RETIREMENT INSURANCE AND ANNUITY COMPANY

SCHEDULE B - PART 3

Showing All Mortgage Loans DISPOSED, Transferred or Repaid During the Current Quarter

1 Loan Number	Location		4 Loan Type	5 Date Acquired	6 Disposal Date	7 Book Value/ Recorded Investment Excluding Accrued Interest Prior Year	Change in Book Value/Recorded Investment					14 Book Value/ Recorded Investment Excluding Accrued Interest on Disposal	15 Consid- eration	16 Foreign Exchange Gain (Loss) on Disposal	17 Realized Gain (Loss) on Disposal	18 Total Gain (Loss) on Disposal	
	2 City	3 State					8 Unrealized Valuation Increase (Decrease)	9 Current Year's (Amortization) /Accretion	10 Current Year's Other- Than- Temporary Impairment Recognized	11 Capitalized Deferred Interest and Other	12 Total Change in Book Value (8+9-10+11)						13 Total Foreign Exchange Change in Book Value
29828	Bellingham	WA		03/28/2019		4,708,805	0	0	0	0	0	0	20,926	0	0	0	
29837	Seattle	WA		06/26/2019		5,559,100	0	0	0	0	0	0	25,113	0	0	0	
2843706	KENT	WA		05/18/2011		2,353,565	0	0	0	0	0	0	7,364	0	0	0	
28509	NEW BERLIN	WI		09/23/2011		668,584	0	0	0	0	0	0	4,389	0	0	0	
28772	NEW BERLIN	WI		08/29/2012		1,182,500	0	0	0	0	0	0	8,063	0	0	0	
28798	HOWARD	WI		11/15/2012		4,109,214	0	0	0	0	0	0	37,707	0	0	0	
29072	HOWARD	WI		07/28/2014		2,221,096	0	0	0	0	0	0	17,490	0	0	0	
29121	MILWAUKEE	WI		02/20/2015		40,424,856	0	0	0	0	0	0	473,937	0	0	0	
29318	WALKESHA	WI		02/11/2016		5,614,098	0	0	0	0	0	0	42,673	0	0	0	
29797	Franklin	WI		12/19/2018		980,974	0	0	0	0	0	0	5,408	0	0	0	
0299999. Mortgages with partial repayments						3,686,403,395	0	107,037	0	0	107,037	0	37,987,643	0	0	0	
0599999 - Totals						3,759,196,948	0	107,037	0	0	107,037	0	73,167,271	111,303,079	0	0	0

STATEMENT AS OF JUNE 30, 2020 OF THE VOYA RETIREMENT INSURANCE AND ANNUITY COMPANY

SCHEDULE BA - PART 2

Showing Other Long-Term Invested Assets ACQUIRED AND ADDITIONS MADE During the Current Quarter

1 CUSIP Identification	2 Name or Description	Location		5 Name of Vendor or General Partner	6 NAIC Designation and Admini- strative Symbo	7 Date Originally Acquired	8 Type and Strategy	9 Actual Cost at Time of Acquisition	10 Additional Investment Made After Acquisition	11 Amount of Encumbrances	12 Commitment for Additional Investment	13 Percentage of Ownership
		3 City	4 State									
2199999. Joint Venture Interests - Real Estate - Unaffiliated								0	1,883,775	0	15,671,828	XXX
4899999. Total - Unaffiliated								2,549,781	26,674,881	0	170,956,372	XXX
4999999. Total - Affiliated								0	6,220,000	0	46,427,273	XXX
5099999 - Totals								2,549,781	32,894,881	0	217,383,645	XXX

SCHEDULE BA - PART 3

Showing Other Long-Term Invested Assets DISPOSED, Transferred or Repaid During the Current Quarter

1 CUSIP Identification	2 Name or Description	Location		5 Name of Purchaser or Nature of Disposal	6 Date Originally Acquired	7 Disposal Date	8 Book/ Adjusted Carrying Value Less Encum- brances, Prior Year	Change in Book/Adjusted Carrying Value					15 Book/ Adjusted Carrying Value Less Encum- brances on Disposal	16 Consid- eration	17 Foreign Exchange Gain (Loss) on Disposal	18 Realized Gain (Loss) on Disposal	19 Total Gain (Loss) on Disposal	20 Invest- ment Income
		3 City	4 State					9 Unrealized Valuation Increase (De- crease)	10 Current Year's (Depreci- ation) or (Amorti- zation)/ Accretion	11 Current Year's Other Than Tempo- rary Impair- ment Recog- nized	12 Capital- ized Deferred Interest and Other	13 Total Change in Book/ Adjusted Carrying Value (9+10- 11+12)						
000000-00-0	VOYA COMM MORTGAGE LENDING FUND LP	WILMINGTON	DE	RETURN OF CAPITAL	10/15/2019	04/30/2020	117,442	0	0	0	0	0	117,442	117,442	0	0	0	0
1199999. Non-Registered Private Funds - Mortgage Loans - Unaffiliated								117,442	0	0	0	0	117,442	117,442	0	0	0	0
000000-00-0	HARVEST PARTNERS VII LP	WILMINGTON	DE	RETURN OF CAPITAL	09/28/2016	06/26/2020	296,384	0	0	0	0	0	296,384	296,384	0	0	0	0
000000-00-0	ELEMENT CAPITAL FUND	WILMINGTON	DE	SALE	03/01/2017	06/30/2020	245,726	(245,726)	0	0	0	0	0	0	0	0	0	0
000000-00-0	CVC CREDIT PARTNERS EURO MID MARKET	WILMINGTON	DE	RETURN OF CAPITAL	05/18/2016	06/30/2020	2,534	0	0	0	0	0	2,534	2,534	0	0	0	0
000000-00-0	CERBERUS RM FUND	GRAND CAYMAN	CYM	RETURN OF CAPITAL	06/05/2019	06/30/2020	1,152,664	0	0	0	0	0	1,152,664	1,152,664	0	0	0	0
000000-00-0	GENSTAR CAPITAL PARTNERS IX	WILMINGTON	DE	RETURN OF CAPITAL	07/03/2019	06/30/2020	42,980	0	0	0	0	0	42,980	42,980	0	0	0	0
000000-00-0	GOOD HILL PARTNERS LP	WILMINGTON	DE	SALE	06/28/2018	06/30/2020	1,505,618	(22,880)	0	0	0	0	1,482,738	1,394,575	0	(88,163)	(88,163)	0
000000-00-0	EQT INFRASTRUCTURE III	LUXEMBOURG	LUX	SALE	10/25/2017	06/30/2020	11,978	0	0	0	0	0	11,978	0	11,978	0	11,978	0
000000-00-0	APOLLO HYBRID VALUE FUND LP	WILMINGTON	DE	SALE	03/29/2019	04/29/2020	929,261	0	0	0	0	0	929,261	929,261	0	0	0	0
000000-00-0	TA XII-A	WILMINGTON	DE	RETURN OF CAPITAL	02/22/2016	06/30/2020	169,084	0	0	0	0	0	169,084	169,084	0	0	0	0
000000-00-0	K3 PRIVATE INVESTORS LP	WILMINGTON	DE	RETURN OF CAPITAL	07/18/2016	06/24/2020	75,951	0	0	0	0	0	75,951	75,951	0	0	0	0
000000-00-0	VISTA EQUITY PARTNERS FUND VI LP	GRAND CAYMAN	CYM	RETURN OF CAPITAL	06/28/2016	05/31/2020	6,738	0	0	0	0	0	6,738	6,738	0	0	0	0
000000-00-0	INSIGHT VENT PTNS WITH-BUYOUT FUND	GRAND CAYMAN	CYM	RETURN OF CAPITAL	05/11/2015	05/31/2020	41,978	0	0	0	0	0	41,978	41,978	0	0	0	0
000000-00-0	INSIGHT VENTURE PARTNERS IX LP	NEW YORK	NY	RETURN OF CAPITAL	03/24/2015	05/31/2020	39,393	0	0	0	0	0	39,393	39,393	0	0	0	0
000000-00-0	BROOKFIELD INFRASTRUCTURE FUND III B	WILMINGTON	DE	RETURN OF CAPITAL	05/16/2016	06/18/2020	31,533	0	0	0	0	0	31,533	31,533	0	0	0	0
000000-00-0	METALMARK CAP PARTNERS II LP	NEW YORK	NY	RETURN OF CAPITAL	12/11/2014	06/30/2020	12,136	0	0	0	0	0	12,136	12,136	0	0	0	0
000000-00-0	BLACKSTONE STRAT OPP OFFSHORE FUND	NEW YORK	NY	RETURN OF CAPITAL	05/01/2014	06/18/2020	37,098	0	0	0	0	0	37,098	37,098	0	0	0	0
000000-00-0	FS EQUITY PARTNERS VIII LP	LOS ANGELES	CA	RETURN OF CAPITAL	11/03/2014	06/12/2020	39,198	0	0	0	0	0	39,198	39,198	0	0	0	0
000000-00-0	BLACKSTONE STRATEGIC OPPORTUNITIES FUND	NEW YORK	NY	RETURN OF CAPITAL	02/28/2017	06/30/2020	23,888	0	0	0	0	0	23,888	23,888	0	0	0	0
000000-00-0	SENATOR GLOBAL OPPORTUNITY FUND LP	NEW YORK	NY	RETURN OF CAPITAL	05/31/2018	06/30/2020	298,545	0	0	0	0	0	298,545	298,545	0	0	0	0
1999999. Joint Venture Interests - Common Stock - Unaffiliated								4,962,688	(268,606)	0	0	0	4,694,083	4,593,941	11,978	(88,163)	(76,185)	0
000000-00-0	POMONA VOYA HOLDINGS IV LP	WILMINGTON	DE	RETURN OF CAPITAL	05/31/2018	06/18/2020	140,875	0	0	0	0	0	140,875	140,875	0	0	0	0
000000-00-0	POMONA CAPITAL IX LP	WILMINGTON	DE	RETURN OF CAPITAL	02/08/2018	06/05/2020	338,848	0	0	0	0	0	338,848	338,848	0	0	0	0
2099999. Joint Venture Interests - Common Stock - Affiliated								479,724	0	0	0	0	479,724	479,724	0	0	0	0
000000-00-0	RIVERROCK LLC	WILMINGTON	DE	RETURN OF CAPITAL	12/31/2019	06/30/2020	1,023,560	0	0	0	0	0	1,023,560	1,023,560	0	0	0	0
000000-00-0	BLACKSTONE REAL ESTATE PARTNERS IX LP	WILMINGTON	DE	CAPITAL CONT	09/23/2019	06/26/2020	228,648	0	0	0	0	0	228,648	228,648	0	0	0	0
000000-00-0	BLACKSTONE REAL ESTATE PARTNERS VIII	WILMINGTON	DE	RETURN OF CAPITAL	08/18/2015	06/01/2020	9,932	0	0	0	0	0	9,932	9,932	0	0	0	0
2199999. Joint Venture Interests - Real Estate - Unaffiliated								1,262,140	0	0	0	0	1,262,140	1,262,140	0	0	0	0
4899999. Total - Unaffiliated								6,342,270	(268,606)	0	0	0	6,073,665	5,973,523	11,978	(88,163)	(76,185)	0
4999999. Total - Affiliated								479,724	0	0	0	0	479,724	479,724	0	0	0	0
5099999 - Totals								6,821,994	(268,606)	0	0	0	6,553,388	6,453,247	11,978	(88,163)	(76,185)	0

STATEMENT AS OF JUNE 30, 2020 OF THE VOYA RETIREMENT INSURANCE AND ANNUITY COMPANY

SCHEDULE D - PART 3

Show All Long-Term Bonds and Stock Acquired During the Current Quarter

1	2	3	4	5	6	7	8	9	10
CUSIP Identification	Description	Foreign	Date Acquired	Name of Vendor	Number of Shares of Stock	Actual Cost	Par Value	Paid for Accrued Interest and Dividends	NAIC Designation and Administrative Symbol
912833-LS-7	TREASURY STRIP (INT)		06/09/2020	J.P. MORGAN SECURITIES, INC.		4,624,890	4,710,000	0	1
0599999. Subtotal - Bonds - U.S. Governments									
715638-DF-6	PERU (REPUBLIC OF)	D.	04/16/2020	HSBC SECURITIES (USA) INC.		3,000,060	3,000,000	0	2FE
716540-AZ-5	PETROLEOS MEXICANOS	D.	05/13/2020	SANTANDER INVESTMENT		4,807,227	6,649,000	195,684	3FE
716743-AP-4	PETRONAS CAPITAL LTD	D.	04/14/2020	BANK OF AMERICA SECURITIES LLC		2,369,664	2,400,000	0	1FE
747277-BD-2	QATAR (STATE OF)	D.	04/07/2020	DEUTSCHE BANK SECURITIES, INC.		3,518,303	3,525,000	0	1FE
804131-AT-6	SAUDI ARABIA (KINGDOM OF)	D.	04/15/2020	GOLDMAN SACHS & CO		7,195,770	7,250,000	0	1FE
836205-AU-8	SOUTH AFRICA (REPUBLIC OF)	D.	05/06/2020	HSBC SECURITIES (USA) INC.		1,697,500	2,000,000	6,211	3FE
900123-CY-4	TURKEY (REPUBLIC OF)	D.	05/06/2020	CREDIT SUISSE SECURITIES (USA) LLC		1,847,250	2,250,000	27,891	4FE
1099999. Subtotal - Bonds - All Other Governments									
30711X-SX-3	CAS_17-006		06/30/2020	BARCLAYS CAPITAL INC		9,784,834	9,946,464	5,772	2
3136A9-FK-9	FNMA_12-111		06/01/2020	CAPITALIZED INTEREST		14,543	14,543	0	1FE
3136AH-EV-8	FNMA_13-121		05/28/2020	VARIOUS		5,965,251	0	13,666	1FE
3136AL-FG-1	FNMA_14-66		06/01/2020	CAPITALIZED INTEREST		43,742	43,742	0	1FE
3136AM-KT-5	FANNIE MAE FNMA_14-87 MS		06/26/2020	MORGAN STANLEY & CO. INC.		4,626,231	0	22,237	1FE
3136AN-X6-9	FNMA_15-42		06/23/2020	VARIOUS		6,717,910	0	12,963	1FE
3136AQ-GJ-3	FNMA_15-76		04/30/2020	CITIGROUP GLOBAL MARKETS INC		6,917,448	0	19,322	1FE
3136AQ-QU-7	FNMA_15-84		06/17/2020	J.P. MORGAN SECURITIES, INC.		1,451,604	0	26,192	1FE
3136AR-BD-9	FNMA_16-2		05/28/2020	BANK OF AMERICA SECURITIES LLC		2,591,407	0	5,782	1FE
3136AT-BV-5	FNMA_16-50		05/28/2020	BANK OF AMERICA SECURITIES LLC		2,182,848	0	5,100	1FE
3136AU-4G-3	FNMA_17-8		06/24/2020	J.P. MORGAN SECURITIES, INC.		743,671	0	2,143	1FE
3136AU-AH-4	FNMA_16-82		05/28/2020	BANK OF AMERICA SECURITIES LLC		4,232,084	0	9,995	1FE
3136AV-NK-1	FNMA_17-19		05/11/2020	CITIGROUP GLOBAL MARKETS INC		3,079,593	0	30,784	1FE
3136B2-XG-2	FNMA_18-58		06/16/2020	BMO CAPITAL MARKETS		2,427,452	0	33,391	1FE
3136B3-4B-3	FNMA_19-9		05/28/2020	J.P. MORGAN SECURITIES, INC.		4,958,158	0	11,951	1FE
3136BB-HX-0	FNMA_20-2		04/17/2020	BANK OF AMERICA SECURITIES LLC		11,768,491	0	214,792	1FE
3136BB-A5-6	FNMA_20-26		04/22/2020	PERFORMANCE TRUST CAPITAL PARTNERS		2,096,320	0	50,788	1FE
3136BB-08-3	FNMA_20-37		06/26/2020	MORGAN STANLEY & CO. INC.		5,200,398	0	24,897	1FE
3136BB-S3-2	FNMA_20-37		06/26/2020	MORGAN STANLEY & CO. INC.		19,420,006	0	92,551	1FE
3136BB-UF-2	FNMA_20-27		06/17/2020	J.P. MORGAN SECURITIES, INC.		5,540,838	0	61,749	1FE
3136BA-PP-4	FNMA_20-38		05/28/2020	BANK OF AMERICA SECURITIES LLC		11,915,588	0	269,178	1FE
3136BA-TY-0	FNMA_20-48		05/28/2020	BANK OF AMERICA SECURITIES LLC		3,407,318	0	92,456	1FE
3136BA-YU-2	FNMA_20-46		06/19/2020	HFD NOMURA SECURITIES INC		7,589,766	0	141,979	1FE
3137A0-XK-6	FHLMC_3714		06/01/2020	CAPITALIZED INTEREST		60,784	60,784	0	1FE
3137A2-AG-6	FHLMC_3745		06/01/2020	CAPITALIZED INTEREST		36,534	36,534	0	1FE
3137AC-KF-5	FHLMC_3876		04/17/2020	BANK OF AMERICA SECURITIES LLC		1,300,943	0	6,438	1FE
3137AE-UP-8	FHLMC_39140		04/17/2020	CITIGROUP GLOBAL MARKETS INC		1,044,231	0	5,234	1FE
3137B7-ER-6	FHLMC_4290		05/28/2020	GOLDMAN SACHS & CO		2,809,913	0	27,875	1FE
3137B8-BK-2	FHLMC_4307		06/24/2020	J.P. MORGAN SECURITIES, INC.		4,621,363	3,594,643	23,079	1FE
3137B8-QH-0	FHLMC_4320		06/26/2020	MORGAN STANLEY & CO. INC.		4,380,279	0	55,919	1FE
3137BA-P7-1	FHLMC_4341		06/01/2020	CAPITALIZED INTEREST		42,323	42,323	0	1FE
3137BB-2P-4	FHLMC_4338		06/01/2020	CAPITALIZED INTEREST		172,350	172,350	0	1FE
3137BG-VR-7	FHLMC_4453		06/01/2020	CAPITALIZED INTEREST		55,016	55,016	0	1FE
3137BR-BG-9	FHLMC_4608		05/28/2020	VARIOUS		31,494,916	0	306,520	1FE
3137BR-PF-6	FHLMC_4604		05/28/2020	MORGAN STANLEY & CO. INC.		2,612,301	0	25,489	1FE
3137BS-SR-5	FHLMC_4634		06/01/2020	CAPITALIZED INTEREST		91,424	91,424	0	1FE
3137BT-XP-1	FHLMC_4651		05/28/2020	CREDIT SUISSE SECURITIES (USA) LLC		5,524,041	0	53,117	1FE
3137F1-XF-0	FHLMC_4698		06/01/2020	CAPITALIZED INTEREST		16,230	16,230	0	1FE
3137FD-B7-6	FHLMC_4751		05/28/2020	PERFORMANCE TRUST CAPITAL PARTNERS		12,811,144	0	128,026	1FE
3137FD-B9-2	FHLMC_4751		05/28/2020	PERFORMANCE TRUST CAPITAL PARTNERS		4,555,339	0	46,003	1FE
3137FE-VJ-6	FHLMC_4800		06/01/2020	CAPITALIZED INTEREST		103,580	103,580	0	1FE
3137FT-FU-6	FHMS_K738		05/08/2020	GOLDMAN SACHS & CO		5,261,407	0	37,469	1FE
3137FT-G2-7	FHMS_K109		05/21/2020	BANK OF AMERICA SECURITIES LLC		5,017,695	0	53,407	1FE
3137FU-J4-7	FHLMC_4992		06/16/2020	AMHERST PIERPONT		6,642,949	0	25,264	1FE
3137FU-K4-5	FHLMC_4989		06/09/2020	CREDIT SUISSE SECURITIES (USA) LLC		11,524,191	0	300,069	1FE
31393X-5Y-9	FNMA_04-40		06/24/2020	J.P. MORGAN SECURITIES, INC.		870,005	0	2,675	1FE
31394F-J3-0	FNMA_05-84		06/24/2020	J.P. MORGAN SECURITIES, INC.		1,882,575	0	5,942	1FE
31396L-MF-4	FNMA_06-104		06/24/2020	J.P. MORGAN SECURITIES, INC.		1,186,721	0	3,420	1FE
31396R-OA-8	FHLMC_3178		06/24/2020	J.P. MORGAN SECURITIES, INC.		840,775	0	8,976	1FE
31396V-KN-7	FNMA_07-28		06/24/2020	J.P. MORGAN SECURITIES, INC.		1,542,557	0	5,012	1FE
31396V-SY-5	FNMA_07-39		05/28/2020	BANK OF AMERICA SECURITIES LLC		2,223,169	0	4,569	1FE

E04

STATEMENT AS OF JUNE 30, 2020 OF THE VOYA RETIREMENT INSURANCE AND ANNUITY COMPANY

SCHEDULE D - PART 3

Show All Long-Term Bonds and Stock Acquired During the Current Quarter

1	2	3	4	5	6	7	8	9	10
CUSIP Identification	Description	Foreign	Date Acquired	Name of Vendor	Number of Shares of Stock	Actual Cost	Par Value	Paid for Accrued Interest and Dividends	NAIC Designation and Administrative Symbol
31398P-VV-8	FINMA_10-46		06/24/2020	J.P. MORGAN SECURITIES, INC.		1,200,285	0	3,898	1FE
31398S-Y9-8	FINMA_10-154		06/24/2020	J.P. MORGAN SECURITIES, INC.		1,079,826	0	3,529	1FE
38375B-SZ-1	GNMA_13-H19		05/01/2020	CAPITALIZED INTEREST		52,333	0	0	1FE
38375L-UL-2	GNMA_07-57		06/24/2020	J.P. MORGAN SECURITIES, INC.		420,710	0	5,966	1FE
38375U-JW-1	GNMA_14-H12		05/01/2020	CAPITALIZED INTEREST		27,961	0	0	1FE
38375U-WZ-9	GNMA_16-H11		04/01/2020	CAPITALIZED INTEREST		374	0	0	1FE
38376C-F7-9	GNMA_09-76	SJ	06/22/2020	PERFORMANCE TRUST CAPITAL PARTNERS		61,275	0	1,226	1FE
38376R-GZ-3	GNMA_15-H22		05/01/2020	CAPITALIZED INTEREST		8,858	0	0	1FE
38376R-NT-9	GNMA_16-H03		05/01/2020	CAPITALIZED INTEREST		2,403	0	0	1FE
38376R-PD-2	GNMA_16-H01		05/01/2020	CAPITALIZED INTEREST		13,462	0	0	1FE
38376R-SL-1	GNMA_16-H06		05/01/2020	CAPITALIZED INTEREST		4,123	0	0	1FE
38376R-VS-2	GNMA_16-H13		06/01/2020	CAPITALIZED INTEREST		4,618	0	0	1FE
38378B-AX-7	GNMA_11-161		06/01/2020	CAPITALIZED INTEREST		4,859	4,859	0	1FE
38378B-CC-1	GNMA_12-1		06/01/2020	CAPITALIZED INTEREST		18,581	18,581	0	1FE
38378B-CP-2	GNMA_12-2		06/01/2020	CAPITALIZED INTEREST		4,759	4,759	0	1FE
38378B-DK-2	GNMA_12-19		06/01/2020	CAPITALIZED INTEREST		4,855	4,855	0	1FE
38378B-EQ-8	GNMA_12-28		06/01/2020	CAPITALIZED INTEREST		4,380	4,380	0	1FE
38378B-SW-0	GNMA_12-46		06/01/2020	CAPITALIZED INTEREST		4,601	4,601	0	1FE
38378E-K9-3	GNMA_12-61C		05/28/2020	CITIGROUP GLOBAL MARKETS INC		2,904,335	0	20,984	1FE
38378K-A3-3	GNMA_13-108		06/01/2020	CAPITALIZED INTEREST		51,206	51,206	0	1FE
38378K-R8-4	GNMA_13-118		06/01/2020	CAPITALIZED INTEREST		52,315	52,315	0	1FE
38378N-2Y-8	GNMA_14-75		06/01/2020	CAPITALIZED INTEREST		120,740	120,740	0	1FE
38378N-3Z-4	GNMA_14-75		06/01/2020	CAPITALIZED INTEREST		161,818	161,818	0	1FE
38378N-60-1	GNMA_14-93		06/01/2020	CAPITALIZED INTEREST		185,277	185,277	0	1FE
38378N-DL-4	GNMA_13-145		06/01/2020	CAPITALIZED INTEREST		138,624	138,624	0	1FE
38378N-F8-1	GNMA_14-50		06/01/2020	CAPITALIZED INTEREST		129,730	129,730	0	1FE
38378N-G9-8	GNMA_14-50		06/01/2020	CAPITALIZED INTEREST		54,923	54,923	0	1FE
38378N-U8-4	GNMA_14-52		06/01/2020	CAPITALIZED INTEREST		73,945	73,945	0	1FE
38378P-GZ-6	GNMA_14-8		06/01/2020	CAPITALIZED INTEREST		83,337	83,337	0	1FE
38378P-ZE-1	GNMA_14-10		04/08/2020	CREDIT SUISSE SECURITIES (USA) LLC		1,948,813	0	34,968	1FE
38378U-BM-8	GNMA_13-130		05/28/2020	MORGAN STANLEY & CO. INC.		5,537,199	0	113,440	1FE
38378U-KY-2	GNMA_13-149		06/08/2020	GOLDMAN SACHS & CO		6,225,414	0	107,998	1FE
38378U-PG-6	GNMA_13-147		06/09/2020	VARIOUS		11,215,154	0	199,803	1FE
38378X-G6-2	GNMA_14-168		06/01/2020	CAPITALIZED INTEREST		153,053	153,053	0	1FE
38378X-S9-3	GNMA_14-189		06/01/2020	CAPITALIZED INTEREST		70,840	70,840	0	1FE
38378X-SN-2	GNMA_14-134		06/01/2020	CAPITALIZED INTEREST		15,234	15,234	0	1FE
38378X-SZ-5	GNMA_14-150		06/01/2020	CAPITALIZED INTEREST		214,555	214,555	0	1FE
38378X-VM-0	GNMA_14-155		06/01/2020	CAPITALIZED INTEREST		205,768	205,768	0	1FE
38378X-YC-9	GNMA_14-169		06/01/2020	CAPITALIZED INTEREST		111,436	111,436	0	1FE
38379J-O9-5	GNMA_15-35		06/01/2020	CAPITALIZED INTEREST		18,456	18,456	0	1FE
38379K-3D-8	GNMA_15-174		06/01/2020	CAPITALIZED INTEREST		18,749	18,749	0	1FE
38379K-5Y-0	GNMA_15-163		06/01/2020	CAPITALIZED INTEREST		39,049	39,049	0	1FE
38379K-A8-1	GNMA_15-114		06/01/2020	CAPITALIZED INTEREST		43,079	43,079	0	1FE
38379K-F8-6	GNMA_15-120		06/01/2020	CAPITALIZED INTEREST		21,852	21,852	0	1FE
38379K-G0-5	GNMA_15-58		06/01/2020	CAPITALIZED INTEREST		44,943	44,943	0	1FE
38379K-J6-6	GNMA_15-130		06/01/2020	CAPITALIZED INTEREST		28,776	28,776	0	1FE
38379K-K0-0	GNMA_15-59		06/01/2020	CAPITALIZED INTEREST		32,210	32,210	0	1FE
38379K-L6-3	GNMA_15-128		06/01/2020	CAPITALIZED INTEREST		60,280	60,280	0	1FE
38379K-RH-3	GNMA_15-71		06/01/2020	CAPITALIZED INTEREST		73,275	73,275	0	1FE
38379K-IV-6	GNMA_15-97		06/01/2020	CAPITALIZED INTEREST		41,848	41,848	0	1FE
38379K-X5-2	GNMA_15-145		06/01/2020	CAPITALIZED INTEREST		79,514	79,514	0	1FE
38379L-EG-7	GNMA_15-39		06/01/2020	CAPITALIZED INTEREST		19,160	19,160	0	1FE
38379N-S8-6	GNMA_15-99		05/05/2020	CREDIT SUISSE SECURITIES (USA) LLC		2,216,770	0	10,889	1FE
38379R-6V-0	GNMA_17-138		04/01/2020	CAPITALIZED INTEREST		2,415	2,415	0	1FE
38379R-CB-7	GNMA_15-188		06/01/2020	CAPITALIZED INTEREST		18,988	18,988	0	1FE
38379R-VS-9	GNMA_17-71		04/01/2020	CAPITALIZED INTEREST		21,496	21,496	0	1FE
38379U-AH-9	GNMA_15-18		06/01/2020	CAPITALIZED INTEREST		36,764	36,764	0	1FE
38379U-FK-7	GNMA_16-30		06/01/2020	CAPITALIZED INTEREST		29,884	29,884	0	1FE
38379U-HX-0	GNMA_16-52		06/01/2020	CAPITALIZED INTEREST		14,088	14,088	0	1FE
38379U-ZB-5	GNMA_16-102		06/01/2020	CAPITALIZED INTEREST		48,085	48,085	0	1FE
38380J-DV-7	GNMA_17-168		06/01/2020	CAPITALIZED INTEREST		49,675	49,675	0	1FE

STATEMENT AS OF JUNE 30, 2020 OF THE VOYA RETIREMENT INSURANCE AND ANNUITY COMPANY

SCHEDULE D - PART 3

Show All Long-Term Bonds and Stock Acquired During the Current Quarter

1	2	3	4	5	6	7	8	9	10
CUSIP Identification	Description	Foreign	Date Acquired	Name of Vendor	Number of Shares of Stock	Actual Cost	Par Value	Paid for Accrued Interest and Dividends	NAIC Designation and Administrative Symbol
38380J-HV-3	GNMA 17-181		04/01/2020	CAPITALIZED INTEREST		15,423	15,423	0	1FE
38380L-AB-9	GNMA 18-H05		06/10/2020	CITIGROUP GLOBAL MARKETS INC		1,875,765	0	15,250	1FE
38380M-F5-5	GNMA 19-8		06/01/2020	CAPITALIZED INTEREST		92,433	0	0	1FE
38380M-LC-3	GNMA 18-123		04/01/2020	CAPITALIZED INTEREST		33,853	0	0	1FE
38380M-YS-4	GNMA 18-170		04/01/2020	CAPITALIZED INTEREST		25,849	0	0	1FE
38380X-AK-3	GNMA 18-84		05/05/2020	CREDIT SUISSE SECURITIES (USA) LLC		2,799,370	0	14,515	1FE
38381T-YU-3	GNMA 19-45		04/07/2020	J.P. MORGAN SECURITIES, INC.		2,971,410	0	59,513	1FE
38381T-ZY-6	GNMA 19-H06		06/26/2020	HFD NOMURA SECURITIES INC		8,910,360	0	0	1FE
38381W-TC-2	GNMA 19-78		04/07/2020	BMO CAPITAL MARKETS		8,079,027	0	111,355	1FE
38382D-KM-0	GNMA 20-21		05/28/2020	BMO CAPITAL MARKETS		11,247,019	0	49,317	1FE
38382D-VC-0	GNMA 20-31		06/19/2020	J.P. MORGAN SECURITIES, INC.		10,936,081	0	205,121	1FE
38382F-GG-3	GNMA 20-63		06/19/2020	J.P. MORGAN SECURITIES, INC.		3,338,219	0	58,332	1FE
B1N1GF-AD-1	FHR 4998		06/30/2020	CREDIT SUISSE SECURITIES (USA) LLC		9,610,977	0	264,032	1FE
3199999. Subtotal - Bonds - U.S. Special Revenues						326,867,367	16,952,613	3,552,327	XXX
00130H-CC-7	AES CORPORATION (THE)		05/15/2020	CREDIT SUISSE SECURITIES (USA) LLC		2,489,925	2,500,000	0	2FE
00287Y-AM-1	ABBVIE INC		06/18/2020	RBC CAPITAL MARKETS		6,687,395	5,500,000	30,922	2FE
00287Y-AV-1	ABBVIE INC		06/18/2020	VARIOUS		5,731,308	4,841,000	21,973	2FE
00287Y-BR-9	ABBVIE INC		06/18/2020	GOLDMAN SACHS & CO		11,106,083	9,590,000	33,445	2FE
009158-AZ-9	AIR PRODUCTS AND CHEMICALS INC		04/27/2020	CITIGROUP GLOBAL MARKETS INC		4,986,100	5,000,000	0	1FE
01166V-AA-7	ALASKA AIRLINES 2020 TRUST		06/23/2020	BANK OF AMERICA SECURITIES LLC		6,500,000	6,500,000	0	1FE
012873-AK-1	ALBERTA ENERGY CO LTD		04/28/2020	MORGAN STANLEY & CO. INC.		4,958,350	7,570,000	277,593	2FE
023761-AA-7	AMERICAN AIRLINES INC		05/19/2020	BARCLAYS CAPITAL INC		705,948	773,218	7,526	2FE
023765-AA-8	AMERICAN AIRLINES INC 16-2 AA		05/20/2020	VARIOUS		3,281,383	3,718,784	48,800	2FE
02376U-AA-3	AMERICAN AIRLINES INC		04/15/2020	STIFEL, NICHOLAS & COMPANY, INC		168,844	190,784	1,743	2FE
02377B-AB-2	AMERICAN AIRLINES INC		05/29/2020	VARIOUS		3,517,297	3,805,518	26,146	2FE
02377L-AA-2	AMER AIRLINES PT TR 2019-1AA PTT		05/20/2020	BARCLAYS CAPITAL INC		2,338,768	2,642,675	22,430	2FE
03028P-K8-4	AMERICAN TRANSMISSION COMPANY LLC		04/30/2020	PRIVATE DIRECT		2,400,000	2,400,000	0	1
031162-BZ-2	AMGEN INC		06/18/2020	VARIOUS		20,315,150	16,250,000	101,292	2FE
03881B-AN-3	AMMIST 20-MF1		05/19/2020	J.P. MORGAN SECURITIES, INC.		2,397,270	2,500,000	7,231	1FE
04002Q-AA-0	AREIT 18-CRE2		04/15/2020	ROBERT W. BAIRD & CO., INC.		3,303,148	3,489,625	163	1FE
042858-AC-4	ARRW 19-2		05/12/2020	CANTOR FITZGERALD		2,995,467	3,090,101	4,240	1FM
05526Q-AN-6	BAMLL 15-200P		04/29/2020	CREDIT SUISSE SECURITIES (USA) LLC		4,789,206	4,976,000	0	1FM
056057-AN-2	BX 18-B10A		04/21/2020	BANK OF AMERICA SECURITIES LLC		9,981,805	10,924,000	6,712	1FM
056059-AN-8	BX 18-IND		04/17/2020	J.P. MORGAN SECURITIES, INC.		2,902,183	3,031,000	1,270	1FM
05607Q-AU-2	BX 20-BXLP		04/20/2020	J.P. MORGAN SECURITIES, INC.		1,850,000	2,000,000	939	2FE
05950F-AC-9	BAFC 06-4 A3		04/01/2020	CAPITALIZED INTEREST		0	107	0	1FM
064058-AH-3	BANK OF NEW YORK MELLON CORP/THE		05/12/2020	CREDIT SUISSE SECURITIES (USA) LLC		3,500,000	3,500,000	0	2FE
06427D-AC-7	BACM 17-BNK3		05/13/2020	CITIGROUP GLOBAL MARKETS INC		1,247,109	2,125,000	2,686	1FM
06541F-AJ-8	BANK 17-BNK4		04/01/2020	J.P. MORGAN SECURITIES, INC.		1,536,329	2,635,000	491	1FM
08161C-AL-5	BMARK 18-B2		04/22/2020	CITIGROUP GLOBAL MARKETS INC		3,319,688	4,000,000	10,735	1FM
08161H-AJ-9	BMARK 18-B4		05/14/2020	CITIGROUP GLOBAL MARKETS INC		2,027,656	2,000,000	4,184	1FM
08162Q-AN-9	BMARK 20-1G3		05/22/2020	J.P. MORGAN SECURITIES, INC.		4,820,092	5,000,000	13,173	1FE
093712-AF-4	BLOOM ENERGY CORPORATION		05/01/2020	PRIVATE DIRECT		4,499,250	4,500,000	0	4PL
097023-CV-5	BOEING CO		04/30/2020	CITIGROUP GLOBAL MARKETS INC		8,000,000	8,000,000	0	2FE
097023-CW-3	BOEING CO		04/30/2020	CITIGROUP GLOBAL MARKETS INC		1,000,000	1,000,000	0	2FE
097023-CX-1	BOEING CO		04/30/2020	CITIGROUP GLOBAL MARKETS INC		1,000,000	1,000,000	0	2FE
09857L-AP-3	BOOKING HOLDINGS INC		04/08/2020	GOLDMAN SACHS & CO		3,499,370	3,500,000	0	1FE
09857L-AR-9	BOOKING HOLDINGS INC		04/08/2020	GOLDMAN SACHS & CO		4,492,530	4,500,000	0	1FE
11135F-AR-2	BROADCOM INC		05/05/2020	WACHOVIA CAPITAL MARKETS LLC		5,493,070	5,500,000	0	2FE
12433X-AG-4	BX 20-V1VA		05/05/2020	CITIGROUP GLOBAL MARKETS INC		9,000,680	9,000,000	11,918	2FE
12489W-QE-7	CBASS 05-CB8		04/20/2020	HFD NOMURA SECURITIES INC		3,602,672	3,620,775	7,399	1FM
12553X-AP-8	CI11 18-INV1		04/15/2020	GOLDMAN SACHS & CO		15,499,747	15,427,431	27,427	1FM
12554T-AR-2	CI11 19-INV2		04/21/2020	BANK OF AMERICA SECURITIES LLC		1,191,368	1,181,034	2,887	1FE
12555D-AR-6	CI11 19-INV1		04/03/2020	BANK OF AMERICA SECURITIES LLC		3,820,135	3,935,748	2,952	1FE
12558T-AN-7	CI11 19-J2		04/13/2020	RAYMOND, JAMES & ASSOCIATES, INC.		1,522,586	1,534,092	2,088	1FE
125896-BU-3	CMS ENERGY CORPORATION		05/15/2020	GOLDMAN SACHS & CO		2,500,000	2,500,000	0	3FE
12593Y-BL-6	COMM 16-CR28		04/21/2020	MORGAN STANLEY & CO. INC.		3,090,000	3,000,000	8,802	1FM
12596D-AA-4	COLT 18-3		04/27/2020	HFD NOMURA SECURITIES INC		861,444	859,295	2,468	1FM
12646X-AY-8	CSMC 13-1VR3		04/29/2020	CREDIT SUISSE SECURITIES (USA) LLC		812,387	814,168	0	1FM
12647G-CM-8	CSMC 13-1VR4		03/31/2020	WACHOVIA CAPITAL MARKETS LLC		(14,612)	(15,015)	(1)	1FM
12647G-CN-6	CSMC 13-1VR4		05/05/2020	CITIGROUP GLOBAL MARKETS INC		2,778,866	2,835,578	1,644	1FM

E04.2

STATEMENT AS OF JUNE 30, 2020 OF THE VOYA RETIREMENT INSURANCE AND ANNUITY COMPANY

SCHEDULE D - PART 3

Show All Long-Term Bonds and Stock Acquired During the Current Quarter

1	2	3	4	5	6	7	8	9	10
CUSIP Identification	Description	Foreign	Date Acquired	Name of Vendor	Number of Shares of Stock	Actual Cost	Par Value	Paid for Accrued Interest and Dividends	NAIC Designation and Administrative Symbol
12647V-AZ-8	CSMC 13-1VR5		04/29/2020	CREDIT SUISSE SECURITIES (USA) LLC		845,576	847,430	0	1FM
12648A-AY-6	CSMC 14-1VR1		03/31/2020	WACHOVIA CAPITAL MARKETS LLC		(12,378)	(12,606)	(1)	1FM
12648A-AZ-3	CSMC 14-1VR1		03/31/2020	WACHOVIA CAPITAL MARKETS LLC		(10,721)	(11,031)	(1)	1FM
12648A-BA-7	CSMC 14-1VR1		04/29/2020	CREDIT SUISSE SECURITIES (USA) LLC		694,753	696,276	0	1FM
12648H-BD-6	CSMC 14-1VR2		04/29/2020	CREDIT SUISSE SECURITIES (USA) LLC		732,154	733,759	0	1FM
12648T-AS-8	CSMC 14-1VR3		04/29/2020	CREDIT SUISSE SECURITIES (USA) LLC		1,092,103	1,094,497	0	1FM
12653B-AN-0	CSMF 18-TOP		04/13/2020	J.P. MORGAN SECURITIES, INC.		5,627,680	6,020,800	0	1FM
12653V-AE-6	CSMC 19-1CE4		04/24/2020	MORGAN STANLEY & CO. INC.		5,664,375	6,000,000	4,862	1FE
12656*-AT-9	CSLB HOLDINGS INC		05/27/2020	PRIVATE DIRECT		6,200,000	6,200,000	0	1Z
126670-GR-3	CWIL 05-13 AF4		06/01/2020	CAPITALIZED INTEREST		0	4,670	0	1FM
12668B-WF-6	CWALT 06-11CB 3A1		06/01/2020	CAPITALIZED INTEREST		0	63	0	1FM
149123-CJ-8	CATERPILLAR INC		04/06/2020	BANK OF AMERICA SECURITIES LLC		2,739,028	2,750,000	0	1FE
184691-AF-0	CLEARBRIDGE ENERGY MIDSTREAM OPP FUND		05/01/2020	TRANSFER IN		128,868	122,929	246	1FE
184691-B*-3	CLEARBRIDGE ENERGY MIDSTREAM OPP FUND		05/01/2020	VARIOUS		88,231	82,414	171	1FE
184692-C*-0	CLEARBRIDGE AMERICAN ENERGY MLP FUND INC		05/01/2020	VARIOUS		158,938	151,219	18	1FE
20035A-AA-2	COMED FINANCING III		06/15/2020	BROWNSTONE INVESTMENT GROUP LLC		6,366,250	5,500,000	89,253	2FE
20048E-BC-4	COMM 13-LC6		05/07/2020	MORGAN STANLEY & CO. INC.		4,614,922	4,750,000	5,597	1FM
20048G-AA-4	COMM 19-521F		04/17/2020	CREDIT SUISSE SECURITIES (USA) LLC		4,765,625	5,000,000	1,428	1FE
210795-PZ-7	CONTINENTAL AIRLINES INC 2012-1 A		04/16/2020	BARCLAYS CAPITAL INC		3,706,349	4,309,709	4,471	2FE
210795-QB-9	CONTINENTAL AIRLINES 2012-2 PASS T		04/20/2020	ROBERT W. BAIRD & CO., INC.		3,671,898	4,196,455	80,665	2FE
233046-AF-8	DNKN 17-1A		04/02/2020	GUGGENHEIM CAPITAL MARKETS, LLC		179,310	195,500	1,007	2FE
23306G-AG-2	DBGS 18-B10D		04/20/2020	J.P. MORGAN SECURITIES, INC.		1,280,832	1,392,208	572	1FM
23306G-AJ-6	DBGS 18-B10D		04/21/2020	BANK OF AMERICA SECURITIES LLC		1,019,097	1,113,767	622	1FM
23325P-A@-3	DNP SELECT INCOME FUND		05/01/2020	PRIVATE DIRECT		1,023,930	1,000,000	8,250	1FE
24703D-BD-2	DELL INTERNATIONAL LLC		04/03/2020	J.P. MORGAN SECURITIES, INC.		4,990,850	5,000,000	0	2FE
24736@-AA-7	DELTA AIR LINES 2020-1A B		04/09/2020	PRIVATE DIRECT		10,400,000	10,400,000	0	2PL
24737*-AA-8	DELTA AIR LINES 2019-1A B		04/22/2020	PRIVATE DIRECT		7,000,000	7,000,000	0	2PL
24906P-AA-7	DENTSPLY INTERNATIONAL INC		05/20/2020	J.P. MORGAN SECURITIES, INC.		1,247,350	1,250,000	0	2FE
25278X-AM-1	DIAMONDBACK ENERGY INC		05/01/2020	MORGAN STANLEY & CO. INC.		7,151,925	8,280,000	109,918	2FE
256677-AH-8	DOLLAR GENERAL CORPORATION		04/01/2020	GOLDMAN SACHS & CO		1,237,463	1,250,000	0	2FE
26746*-AA-2	DYAL CAPITAL PARTNERS III		06/23/2020	PRIVATE DIRECT		1,503,021	1,503,021	0	1Z
26746@-AA-0	DYAL CAPITAL PARTNERS III		06/23/2020	PRIVATE DIRECT		2,615,614	2,615,614	0	1Z
292480-AL-4	ENABLE MIDSTREAM PARTNERS LP		04/24/2020	J.P. MORGAN SECURITIES, INC.		2,851,063	3,770,000	84,495	2FE
292505-AD-6	OVINTIV INC		05/08/2020	VARIOUS		5,522,860	9,098,000	118,352	3FE
292505-AG-9	OVINITIV INC		05/08/2020	MORGAN STANLEY & CO. INC.		1,197,300	1,842,000	33,591	3FE
29364W-AT-5	ENTERGY LOUISIANA LLC		05/15/2020	SUSQUEHANNA FINANCIAL GROUP		4,326,440	4,000,000	68,889	1FE
30711X-LT-9	CAS 17-C04		06/30/2020	BARCLAYS CAPITAL INC		21,516,766	21,872,189	12,906	1Z
31428X-BZ-8	FEDEX CORP		04/03/2020	J.P. MORGAN SECURITIES, INC.		5,985,480	6,000,000	0	2FE
31428X-CA-2	FEDEX CORP		04/03/2020	J.P. MORGAN SECURITIES, INC.		7,428,750	7,500,000	0	2FE
33850T-AN-8	FSMT 18-1		04/14/2020	GOLDMAN SACHS & CO		6,075,017	6,236,784	9,095	1FM
33851F-BQ-9	FSMT 18-6RR		04/30/2020	CANTOR FITZGERALD		2,896,419	2,910,974	1,214	1FE
33851H-AP-8	FSMT 18-2		04/14/2020	GOLDMAN SACHS & CO		15,037,170	15,447,494	22,528	1FM
33851Y-AM-8	FSMT 20-11NV		05/28/2020	BANK OF AMERICA SECURITIES LLC		8,501,949	0	35,675	1FE
345370-CV-0	FORD MOTOR COMPANY		04/17/2020	GOLDMAN SACHS & CO		6,100,000	6,100,000	0	3FE
35086@-AE-1	FOUR CORNERS OPERATING PARTNERSHIP		06/09/2020	PRIVATE DIRECT		1,600,000	1,600,000	0	2FE
35086@-AF-8	FOUR CORNERS OPERATING PARTNERSHIP		04/08/2020	PRIVATE DIRECT		1,600,000	1,600,000	0	2FE
36144@-BF-9	GATX CORPORATION		05/08/2020	CITIGROUP GLOBAL MARKETS INC		3,991,480	4,000,000	0	2FE
36192P-AG-1	GSMS 12-GCJ9		04/03/2020	BANK OF AMERICA SECURITIES LLC		3,507,500	4,000,000	2,965	1FM
36248G-AL-4	GSMS 13-GC16		05/19/2020	BARCLAYS CAPITAL INC		4,860,984	5,001,656	14,757	1FM
36253X-AQ-8	GSMS 17-500K		04/21/2020	BANK OF AMERICA SECURITIES LLC		6,191,250	6,500,000	3,776	1FM
36255H-AA-3	GSMS 18-R1VR		04/15/2020	GOLDMAN SACHS & CO		1,465,916	1,499,140	49	1FE
36255H-AG-0	GSMS 18-R1VR		04/21/2020	BTIG, LLC		1,234,625	1,400,000	668	2FE
36257M-AA-3	GSMS 19-70P		04/14/2020	GOLDMAN SACHS & CO		6,623,750	7,000,000	331	1FE
36418A-AG-2	GFMT 19-2		04/30/2020	CREDIT SUISSE SECURITIES (USA) LLC		1,802,925	1,793,955	598	1FM
36418W-AG-4	GFMT 19-1		04/09/2020	SOCIETE GENERALE		3,660,513	3,620,350	6,788	1FM
36418W-AJ-8	GFMT 19-1		04/09/2020	SOCIETE GENERALE		3,624,309	3,620,350	6,034	1FM
36418W-AQ-2	GFMT 19-1		04/09/2020	SOCIETE GENERALE		3,148,048	3,184,873	5,308	1FM
37331N-AK-7	GEORGIA-PACIFIC LLC		04/27/2020	BANK OF AMERICA SECURITIES LLC		1,912,625	1,915,000	0	1FE
406216-BK-6	HALLIBURTON CO		04/21/2020	MORGAN STANLEY & CO. INC.		8,012,195	9,570,000	210,008	2FE
41242*-BW-1	HARDWOOD FUNDING LLC		06/30/2020	PRIVATE DIRECT		4,100,000	4,100,000	0	1FE
41242*-BX-9	HARDWOOD FUNDING LLC		06/30/2020	PRIVATE DIRECT		2,100,000	2,100,000	0	1FE

STATEMENT AS OF JUNE 30, 2020 OF THE VOYA RETIREMENT INSURANCE AND ANNUITY COMPANY

SCHEDULE D - PART 3

Show All Long-Term Bonds and Stock Acquired During the Current Quarter

1	2	3	4	5	6	7	8	9	10
CUSIP Identification	Description	Foreign	Date Acquired	Name of Vendor	Number of Shares of Stock	Actual Cost	Par Value	Paid for Accrued Interest and Dividends	NAIC Designation and Administrative Symbol
42809H-AG-2	HESS CORP		04/30/2020	MORGAN STANLEY & CO. INC.		4,550,000	5,000,000	19,708	3FE
460146-CH-4	INTERNATIONAL PAPER CO		06/18/2020	MARKET AXESS		4,628,855	3,500,000	21,583	2FE
46185H-AA-0	IHSFR_18-SFR2		04/15/2020	BANK OF AMERICA SECURITIES LLC		2,504,473	2,661,457	0	1FE
46185J-AA-6	IHSFR_18-SFR1		04/15/2020	BANK OF AMERICA SECURITIES LLC		1,686,956	1,805,514	0	1FE
462613-AN-0	IPALCO ENTERPRISES INC		04/08/2020	J.P. MORGAN SECURITIES, INC.		4,995,450	5,000,000	0	2FE
463556-AD-2	IROQUOIS GAS TRANSMISSION SYSTEM 144A		05/01/2020	PRU		1,338,009	1,180,881	200	2FE
465685-AH-8	ITC HOLDINGS CORP		04/28/2020	DEUTSCHE BANK SECURITIES, INC.		931,433	750,000	13,140	2FE
465685-AQ-8	ITC HOLDINGS CORP		05/11/2020	MIZUHO SECURITIES USA INC		2,993,820	3,000,000	0	2FE
46591D-AX-7	JPMIT_19-INV1		04/07/2020	GOLDMAN SACHS & CO		6,716,797	6,906,733	7,873	1FE
46591L-BH-3	JPMIT_19-INV3		04/13/2020	GOLDMAN SACHS & CO		3,630,212	3,653,044	4,972	1FE
46591L-BQ-3	JPMIT_19-INV3		04/06/2020	GOLDMAN SACHS & CO		6,004,578	6,439,226	5,704	1FE
46591T-BG-8	JPMIT_20-2		04/27/2020	WACHOVIA CAPITAL MARKETS LLC		1,464,601	1,457,314	3,967	1FE
46640J-AC-1	JPMCC_13-C13		05/14/2020	BARCLAYS CAPITAL INC		1,915,000	2,000,000	3,970	1FM
46640U-AK-8	JPMBB_13-C17		04/17/2020	J.P. MORGAN SECURITIES, INC.		2,411,523	2,500,000	6,792	1FM
46641B-AK-9	JPMCC_13-C16		05/06/2020	BARCLAYS CAPITAL INC		3,033,750	3,000,000	3,030	1FM
46643B-AW-1	JPMIT_14-IVR3		04/09/2020	WACHOVIA CAPITAL MARKETS LLC		4,901,791	4,992,276	5,483	1FM
46645F-AJ-9	JPMCC_15-UES		04/24/2020	J.P. MORGAN SECURITIES, INC.		6,469,023	6,500,000	17,652	1FM
46645W-AC-7	JPMCC_18-WPT		04/17/2020	J.P. MORGAN SECURITIES, INC.		466,563	500,000	496	1FM
46649C-AN-3	JPMIT_18-4		04/15/2020	GOLDMAN SACHS & CO		5,093,404	5,207,314	8,100	1FM
46649T-AN-6	JPMIT_18-3		04/15/2020	GOLDMAN SACHS & CO		7,791,308	7,965,555	12,391	1FM
46651B-AR-1	JPMIT_19-6		04/23/2020	WACHOVIA CAPITAL MARKETS LLC		1,646,076	1,641,971	4,151	1FM
46651D-AR-7	JPMIT_19-INV2		04/21/2020	BANK OF AMERICA SECURITIES LLC		5,221,004	5,221,004	11,167	1FE
46651D-AZ-9	JPMIT_19-INV2		04/21/2020	BANK OF AMERICA SECURITIES LLC		6,194,616	6,685,318	13,509	1FE
46651F-AS-0	JPMIT_19-HYB1		04/01/2020	J.P. MORGAN SECURITIES, INC.		3,436,120	4,344,363	962	1FM
46651M-AL-0	JPMCC_19-MFP		04/08/2020	J.P. MORGAN SECURITIES, INC.		2,520,000	3,000,000	5,715	2FE
46651X-BQ-4	JPMIT_20-1		05/27/2020	J.P. MORGAN SECURITIES, INC.		2,012,971	1,986,893	6,011	1FE
482530-AG-0	KIND_20-A1P		04/27/2020	J.P. MORGAN SECURITIES, INC.		3,333,750	3,500,000	2,925	1FE
482530-AJ-4	KIND_20-A1P		05/13/2020	J.P. MORGAN SECURITIES, INC.		2,870,625	3,000,000	1,631	1FE
482598-AL-3	KINDL_19-KNSQ		04/17/2020	J.P. MORGAN SECURITIES, INC.		723,450	780,000	281	1FM
482598-AN-9	KINDL_19-KNSQ		04/22/2020	BANK OF AMERICA SECURITIES LLC		3,029,526	3,251,000	2,125	1FM
486606-JF-4	KAYNE ANDERSON KYN FUND		05/01/2020	VARIOUS		590,800	577,404	7,770	1FE
486606-JB-6	KAYNE ANDERSON KYN FUND		05/01/2020	VARIOUS		586,660	577,404	7,558	1FE
49446R-AV-1	KIMCO REALTY CORPORATION		05/07/2020	J.P. MORGAN SECURITIES, INC.		2,519,100	3,000,000	12,333	2FE
50512F-AG-7	LA STADIUM FINANCE CO LLC		05/21/2020	PRIVATE DIRECT		1,600,000	1,600,000	0	2PL
50512F-AH-5	LA STADIUM FINANCE CO LLC		05/21/2020	PRIVATE DIRECT		5,000,000	5,000,000	0	2PL
53079E-BK-9	LIBERTY MUTUAL GROUP INC		05/07/2020	CORPORATE ACTION		6,738,402	6,900,000	0	2FE
540424-AT-5	LOEWS CORPORATION		05/06/2020	J.P. MORGAN SECURITIES, INC.		3,020,640	3,000,000	0	1FE
56081F-CB-4	MAJOR LEAGUE BASEBALL TRUST		06/10/2020	PRIVATE DIRECT		6,600,000	6,600,000	0	1Z
565849-AE-6	MARATHON OIL CORP		06/24/2020	VARIOUS		6,153,581	6,086,000	82,251	2FE
571903-BD-4	MARRIOTT INTERNATIONAL INC		04/14/2020	BANK OF AMERICA SECURITIES LLC		1,999,920	2,000,000	0	2FE
57736*-AV-3	MAUI ELECTRIC COMPANY LIMITED		05/14/2020	PRIVATE DIRECT		7,400,000	7,400,000	0	2Z
58174*-AF-1	MCKINSEY & CO		06/11/2020	PRIVATE DIRECT		2,500,000	2,500,000	0	1PL
58174*-AG-9	MCKINSEY & CO		06/11/2020	PRIVATE DIRECT		1,600,000	1,600,000	0	1PL
585499-AJ-5	MELLO_18-MTG2		04/16/2020	GOLDMAN SACHS & CO		10,932,070	10,744,049	25,408	1FM
599191-AA-1	MILEAGE PLUS HOLDINGS LLC		06/25/2020	GOLDMAN SACHS & CO		3,456,250	3,500,000	0	2FE
599809-CN-8	MOULT_15-1		04/22/2020	AMHERST PIERPONT		10,000,000	10,000,000	24,294	1FM
61690V-BD-9	MSBAM_15-C26		04/01/2020	J.P. MORGAN SECURITIES, INC.		2,636,652	2,840,000	695	1FM
61690Y-BZ-4	MSC_16-BNK2		03/23/2020	MORGAN STANLEY & CO. INC.		0	0	173	1FM
617458-AS-3	MSC_11-C11		03/19/2020	MORGAN STANLEY & CO. INC.		0	0	1,348	1FM
61770Y-AG-0	MSC_20-CNP		05/06/2020	MORGAN STANLEY & CO. INC.		6,000,391	7,000,000	5,852	1FE
61770Y-AJ-4	MSC_20-CNP		05/06/2020	MORGAN STANLEY & CO. INC.		6,355,380	8,000,000	6,688	2FE
61946N-AB-4	MSAIC_20-1A		06/12/2020	DEUTSCHE BANK SECURITIES, INC.		1,499,676	1,500,000	0	1FE
631005-BJ-3	NARRAGANSETT ELECTRIC COMPANY		04/07/2020	CITIGROUP GLOBAL MARKETS INC		3,500,000	3,500,000	0	1FE
63939E-AD-5	NAVSL_15-AA		04/02/2020	OPPENHEIMER (BLACK ROCK)		1,387,500	1,500,000	2,104	1FE
64830B-AZ-0	NRZT_17-6A		04/28/2020	CITIGROUP GLOBAL MARKETS INC		2,083,384	2,181,553	7,029	1FM
655044-AG-0	NOBLE ENERGY INC		05/08/2020	BANK OF AMERICA SECURITIES LLC		5,276,250	7,000,000	180,688	2FE
655044-AJ-4	NOBLE ENERGY INC		04/17/2020	CANTOR FITZGERALD		2,171,250	3,000,000	65,650	2FE
655044-AQ-8	NOBLE ENERGY INC		04/30/2020	MIZUHO SECURITIES USA INC		2,208,750	3,000,000	5,146	2FE
67112F-AM-2	OBX_18-1		03/27/2020	WACHOVIA CAPITAL MARKETS LLC		0	0	(275)	1FM
67773F-AE-0	OHIO VALLEY ELECTRIC CORP PRVT		06/22/2020	CAPITALIZED INTEREST		0	90	0	3
69352P-AQ-6	PPL CAPITAL FUNDING INC		04/01/2020	J.P. MORGAN SECURITIES, INC.		7,997,280	8,000,000	0	2FE

STATEMENT AS OF JUNE 30, 2020 OF THE VOYA RETIREMENT INSURANCE AND ANNUITY COMPANY

SCHEDULE D - PART 3

Show All Long-Term Bonds and Stock Acquired During the Current Quarter

1	2	3	4	5	6	7	8	9	10
CUSIP Identification	Description	Foreign	Date Acquired	Name of Vendor	Number of Shares of Stock	Actual Cost	Par Value	Paid for Accrued Interest and Dividends	NAIC Designation and Administrative Symbol
693652-AP-4	PSMC 20-2		06/26/2020	WACHOVIA CAPITAL MARKETS LLC		2,094,330	2,000,000	4,667	1FE
761118-NP-9	RALI_05-004 2A2		05/25/2020	CAPITALIZED INTEREST		0	4,762	0	1FM
761713-BW-5	REYNOLDS AMERICAN INC		05/22/2020	MORGAN STANLEY & CO. INC.		6,598,656	5,370,000	117,991	2FE
785592-AU-0	SABINE PASS LIQUEFACTION LLC		05/15/2020	HSBC SECURITIES (USA) INC.		3,504,410	3,500,000	26,133	2FE
808513-BD-6	CHARLES SCHWAB CORPORATION (THE)		04/27/2020	CREDIT SUISSE SECURITIES (USA) LLC		6,000,000	6,000,000	0	2FE
81745X-AU-1	SEMT_17-4		04/22/2020	WACHOVIA CAPITAL MARKETS LLC		709,363	707,594	1,582	1FM
81748G-BN-0	SEMT_19-CH3		04/23/2020	WACHOVIA CAPITAL MARKETS LLC		1,877,077	1,865,419	5,389	1FM
83390U-AC-1	SOFI_20-C		05/14/2020	GOLDMAN SACHS & CO		999,282	1,000,000	0	1FE
85571K-AA-3	STAR_19-1		04/22/2020	BMO CAPITAL MARKETS		2,257,944	2,277,875	4,280	1FM
87264A-AW-5	T-MOBILE USA INC		04/02/2020	BARCLAYS CAPITAL INC		6,861,750	7,000,000	0	2FE
87264A-BC-8	T-MOBILE USA INC		04/02/2020	DEUTSCHE BANK SECURITIES, INC.		999,570	1,000,000	0	2FE
87264A-BE-4	T-MOBILE USA INC		04/02/2020	DEUTSCHE BANK SECURITIES, INC.		3,971,120	4,000,000	0	2FE
87342R-AC-8	TBELL_16-1A		04/02/2020	GUGGENHEIM CAPITAL MARKETS, LLC		172,989	177,481	1,005	2FE
898320-AF-6	TRUIST FINANCIAL CORP COM		06/16/2020	RBC CAPITAL MARKETS		4,500,000	4,500,000	0	2FE
898813-AR-1	TUCSON ELECTRIC POWER CO		04/06/2020	SUNTRUST		1,982,760	2,000,000	0	1FE
90270R-AJ-3	UBSBB_12-C4		04/01/2020	J.P. MORGAN SECURITIES, INC.		6,109,356	6,575,000	1,579	1FM
90345W-AA-2	US AIRWAYS 2012-1 CLASS A PASS THR		06/01/2020	VARIOUS		1,439,707	1,673,276	13,324	1FE
90345W-AD-6	US AIRWAYS 2012-2 CLASS A PASS THR		04/21/2020	VARIOUS		709,969	859,774	15,167	1FE
90346W-AA-1	US AIRWAYS 2013-1 PASS THROUGH		04/29/2020	BARCLAYS CAPITAL INC		3,451,711	4,230,554	73,940	1FE
909319-AA-3	UNITED AIRLINES 2013-1 CLASS A PAS		06/30/2020	VARIOUS		6,797,934	7,707,356	74,551	1FE
90932E-AA-1	UNITED AIRLINES INC		05/15/2020	AMHERST PIERPONT		4,627,784	5,207,071	17,465	1FE
90932J-AA-0	UNITED AIRLINES 2019-2 CLASS AA PA		05/05/2020	R.W. PRESSPRICH & CO., INC.		1,192,400	1,355,000	610	1FE
91533B-AE-0	UPJOHN INC		06/17/2020	GOLDMAN SACHS & CO		3,991,680	4,000,000	0	2FE
92537D-AB-6	VERUS_19-1		04/22/2020	GOLDMAN SACHS & CO		757,641	762,406	1,918	1FM
92537F-AC-9	VERUS_19-INV1		04/22/2020	CANTOR FITZGERALD		3,009,035	3,054,858	7,139	1FE
928563-AE-5	VMIARE INC		04/02/2020	J.P. MORGAN SECURITIES, INC.		6,371,876	6,375,000	0	2FE
928563-AF-2	VMIARE INC		04/02/2020	J.P. MORGAN SECURITIES, INC.		5,729,473	5,750,000	0	2FE
92890P-AH-7	WFRBS_13-C14		04/08/2020	CITIGROUP GLOBAL MARKETS INC		2,400,925	2,697,669	3,454	1FM
92936Y-AG-6	WFRBS_12-C8		04/01/2020	J.P. MORGAN SECURITIES, INC.		7,069,003	7,457,000	2,023	1FM
92938E-BJ-1	WFRBS_13-C16		04/01/2020	J.P. MORGAN SECURITIES, INC.		2,158,605	2,505,000	701	1FM
949831-AS-0	WFMBS_19-3		04/23/2020	WACHOVIA CAPITAL MARKETS LLC		2,014,450	2,011,707	5,085	1FM
94990E-AA-2	WFOU_18-AUS		04/23/2020	WACHOVIA CAPITAL MARKETS LLC		3,642,461	3,500,000	10,258	1FE
BIN174-TG-1	PROFESSIONAL PHYSICAL THERAPY		04/01/2020	CAPITALIZED INTEREST		9,912	9,912	0	5GI
BIN1E1-OP-0	LV STADIUM EVENTS CO LLC		06/30/2020	PRIVATE DIRECT		2,100,000	2,100,000	0	2FE
064159-VJ-2	BANK OF NOVA SCOTIA	A.	05/28/2020	SCOTIA USA INC		2,000,000	2,000,000	0	2FE
725906-AN-1	BARRICK GOLD CORPORATION	A.	05/27/2020	MIZUHO SECURITIES USA INC		3,408,250	2,500,000	19,708	2FE
04002R-AA-8	AREIT_20-FL4	D.	05/19/2020	WACHOVIA CAPITAL MARKETS LLC		1,997,500	2,000,000	0	1FE
05523R-AD-9	BAE SYSTEMS PLC	D.	04/07/2020	DEUTSCHE BANK SECURITIES, INC.		4,964,800	5,000,000	0	2FE
055451-AX-6	BHP BILLITON FINANCE (USA) LTD	D.	06/15/2020	JEFFERIES & COMPANY, INC.		5,186,250	4,500,000	48,938	2FE
05549V-AA-6	BDS_18-FL2	D.	04/15/2020	WACHOVIA CAPITAL MARKETS LLC		5,955,879	6,244,697	0	1FE
055650-DV-7	BP CAPITAL MARKETS PLC	D.	06/17/2020	BANK OF AMERICA SECURITIES LLC		11,500,000	11,500,000	0	2FE
056752-AQ-1	BAIDU INC	D.	04/01/2020	GOLDMAN SACHS & CO		1,297,309	1,300,000	0	1FE
11124T-AC-8	BDVRV_20-1A	D.	05/21/2020	CITIGROUP GLOBAL MARKETS INC		1,990,000	2,000,000	0	1FE
12434L-AA-2	BXMT_20-FL2	D.	04/30/2020	BANK OF AMERICA SECURITIES LLC		3,780,525	3,990,000	3,110	1FE
12434L-AC-8	BXMT_20-FL2	D.	05/04/2020	BANK OF AMERICA SECURITIES LLC		1,390,938	1,500,000	1,505	1FE
14365B-BC-5	CARNIVAL CORP	D.	04/01/2020	J.P. MORGAN SECURITIES, INC.		1,188,000	1,200,000	0	2FE
21987B-BC-1	CORPORACION NACIONAL DEL COBRE DE	D.	04/29/2020	SCOTIA USA INC		1,746,780	1,750,000	0	1FE
279158-AN-9	ECOPETROL SA	D.	04/24/2020	J.P. MORGAN SECURITIES, INC.		3,964,480	4,000,000	0	2FE
30069L-AE-8	XAN_19-RS07	D.	04/01/2020	WACHOVIA CAPITAL MARKETS LLC		1,211,250	1,500,000	1,771	1FE
494386-AD-7	KIMBERLY-CLARK DE MEXICO	D.	06/24/2020	J.P. MORGAN SECURITIES, INC.		2,000,000	2,000,000	0	2FE
55818H-BG-2	MDPK_12-10A	D.	04/14/2020	MORGAN STANLEY & CO. INC.		3,106,675	3,250,000	28,099	1FE
55954Y-AC-9	MAGNE_20-26A	D.	05/18/2020	GOLDMAN SACHS & CO		1,000,000	1,000,000	0	1FE
62954H-AD-0	NXP BV/NXP FUNDING LLC	D.	04/29/2020	GOLDMAN SACHS & CO		2,493,700	2,500,000	0	2FE
65120F-AD-6	NEWCREST FINANCE PTY LTD	D.	05/07/2020	BANK OF AMERICA SECURITIES LLC		2,491,950	2,500,000	0	2FE
671078-AC-7	OCP_20-18A	D.	05/14/2020	BANK OF AMERICA SECURITIES LLC		1,000,000	1,000,000	0	1FE
67402F-AC-3	OAKCL_20-1A	D.	05/14/2020	BARCLAYS CAPITAL INC		995,000	1,000,000	0	1FE
69701K-AC-6	PSTAT_20-3	D.	05/19/2020	CITIGROUP GLOBAL MARKETS INC		1,900,000	1,900,000	0	1FE
71654Q-CP-5	PETROLEOS MEXICANOS	D.	05/06/2020	SANTANDER INVESTMENT		1,464,300	1,800,000	34,125	3FE
81180W-AZ-4	SEAGATE HDD CAYMAN	D.	06/18/2020	CORPORATE ACTION		408,000	408,000	0	2FE
817176-AS-9	SPARK_14-1A	D.	04/01/2020	BARCLAYS CAPITAL INC		1,438,125	1,500,000	12,789	1FE
86315R-AC-3	STRAS_20-1A	D.	04/02/2020	CITIGROUP GLOBAL MARKETS INC		3,465,000	3,500,000	0	1FE

E04.5

STATEMENT AS OF JUNE 30, 2020 OF THE VOYA RETIREMENT INSURANCE AND ANNUITY COMPANY

SCHEDULE D - PART 3

Show All Long-Term Bonds and Stock Acquired During the Current Quarter

1	2	3	4	5	6	7	8	9	10
CUSIP Identification	Description	Foreign	Date Acquired	Name of Vendor	Number of Shares of Stock	Actual Cost	Par Value	Paid for Accrued Interest and Dividends	NAIC Designation and Administrative Symbol
87190C-AE-0	TCW_20-1A	D	.04/22/2020	JEFFERIES & COMPANY, INC.		2,000,000	2,000,000	.0	1FE
87232B-AC-6	SYMP_17-1A	D	.05/14/2020	J.P. MORGAN SECURITIES, INC.		950,000	1,000,000	2,676	1FE
874060-AY-2	TAKEDA PHARMACEUTICAL CO LTD	D	.06/29/2020	BANK OF AMERICA SECURITIES LLC		3,000,000	3,000,000	.0	2FE
88032W-AU-0	TENCENT HOLDINGS LTD	D	.05/27/2020	MORGAN STANLEY & CO. INC.		3,998,920	4,000,000	.0	1FE
88432G-AQ-0	WINDR_15-2A	D	.04/14/2020	J.P. MORGAN SECURITIES, INC.		951,600	1,000,000	.69	1FE
92857W-BD-1	VODAFONE GROUP PLC	D	.06/19/2020	SEAPORT GROUP		11,827,400	10,000,000	150,694	2FE
B1N1EG-RN-3	ECUADOR DIVERSIFIED PAYMENT RIGHTS	D	.02/20/2020	PRIVATE DIRECT		(8,150,000)	(8,150,000)	.0	4FE
B1N1FY-51-5	ECUADOR DIVERSIFIED PAYMENT RIGHTS	D	.02/20/2020	PRIVATE DIRECT		8,150,000	8,150,000	.0	4FE
G0488-AA-2	ATLANTICA YIELD PLC	B	.04/01/2020	PRIVATE DIRECT		14,638,160	15,050,210	.0	2PL
G4910B-AB-8	INTERSERVE HOLDINGS LTD	B	.06/30/2020	PRIVATE DIRECT		.0	409,716	.0	4Z
T1890-AA-8	BARTILLA HOLDING SPA	D	.05/01/2020	PRIVATE DIRECT		5,376,620	4,750,000	1,595	2
T8677-AA-2	SOGEFI SPA	D	.06/15/2020	VARIOUS		4,320,228	4,400,000	44,000	3
3899999. Subtotal - Bonds - Industrial and Miscellaneous (Unaffiliated)						866,444,706	883,789,077	2,991,973	XXX
8399997. Total - Bonds - Part 3						1,222,372,737	932,525,690	6,774,086	XXX
8399998. Total - Bonds - Part 5						XXX	XXX	XXX	XXX
8399999. Total - Bonds						1,222,372,737	932,525,690	6,774,086	XXX
003009-2F-3	ABERDEEN ASIA PACIFIC INC FND MRPS		.05/01/2020	VARIOUS	56,000.000	1,445,864	0.00	.0	1FE
09257B-12-5	BLACKSTONE/GSO STRATEGIC CREDIT FD		.05/01/2020	DIRECT	700.000	725,180	0.00	.0	1FE
09258*-12-6	BLACKSTONE/GSO LG-SHT CRED INC FD		.05/01/2020	DIRECT	300.000	310,791	0.00	.0	1FE
18469P-3F-5	CLEARBRIDGE ENERGY MLP OPPOR FUND		.05/01/2020	TRANSFER IN	2.000	205,685	0.00	.0	2FE
18469P-4F-4	CLEARBRIDGE ENERGY MLP OPPOR FUND		.05/01/2020	VARIOUS	4.000	404,560	0.00	.0	2FE
18469Q-3F-3	CLEARBRIDGE ENERGY MLP TOT RET FND		.05/01/2020	TRANSFER IN	2.000	205,685	0.00	.0	2FE
18469Q-4F-2	CLEARBRIDGE ENERGY MLP TOT RET FND		.05/01/2020	TRANSFER IN	2.000	202,280	0.00	.0	2FE
29364B-10-7	ENTERGY UTILITY HOLDING CO		.05/01/2020	PRIVATE DIRECT	10,700.000	12,639,396	0.00	.0	
29364B-12-3	ENTERGY UTILITY HOLDING CO		.05/01/2020	PRIVATE DIRECT	12,000.000	13,221,912	0.00	.0	
48249T-20-5	KKR INCOME OPPORTUNITIES FUND		.05/01/2020	PRIVATE DIRECT	116,000.000	3,287,440	0.00	.0	1FE
486606-5F-9	KAYNE ANDERSON KYN FUND		.05/01/2020	TRANSFER IN	2,026.000	51,213	0.00	.0	2FE
486606-6F-8	KAYNE ANDERSON KYN FUND		.05/01/2020	TRANSFER IN	14,187.000	357,754	0.00	.0	2FE
486606-7F-7	KAYNE ANDERSON KYN FUND		.05/01/2020	PRIVATE DIRECT	96,482.000	912,305	0.00	.0	2FE
48661E-4*-6	KAYNE ANDERSON KMF FUND		.05/01/2020	VARIOUS	3,322.000	83,974	0.00	.0	2FE
48661E-5*-5	KAYNE ANDERSON MIDSTREAM/ENERGY FU		.05/01/2020	PRIVATE DIRECT	13,286.000	336,933	0.00	.0	2FE
89147L-2F-6	TORTOISE ENERGY INFRASTRUCTURE MRPS		.05/01/2020	TRANSFER IN	48,939.000	498,052	0.00	.0	2FE
89147L-3F-5	TORTOISE ENERGY INFRASTRUCTURE MRPS		.05/01/2020	TRANSFER IN	37,194.000	383,396	0.00	.0	2FE
8499999. Subtotal - Preferred Stocks - Industrial and Miscellaneous (Unaffiliated) Perpetual Preferred						35,272,420	XXX	0	XXX
8999997. Total - Preferred Stocks - Part 3						35,272,420	XXX	0	XXX
8999998. Total - Preferred Stocks - Part 5						XXX	XXX	XXX	XXX
8999999. Total - Preferred Stocks						35,272,420	XXX	0	XXX
B1NOYZ-B7-3	COSO GEOTHERMAL POWER HOLDINGS		.05/01/2020	DIRECT	144.772	4,343,160	0.00	.0	
FHLBBO-ST-3	FEDERAL HOME LOAN BANK OF BOSTON		.04/07/2020	DIRECT	7,140.000	714,000	0.00	.0	
9199999. Subtotal - Common Stocks - Industrial and Miscellaneous (Unaffiliated) Other						5,057,160	XXX	0	XXX
9799997. Total - Common Stocks - Part 3						5,057,160	XXX	0	XXX
9799998. Total - Common Stocks - Part 5						XXX	XXX	XXX	XXX
9799999. Total - Common Stocks						5,057,160	XXX	0	XXX
9899999. Total - Preferred and Common Stocks						40,329,580	XXX	0	XXX
9999999 - Totals						1,262,702,317	XXX	6,774,086	XXX

E04.6

STATEMENT AS OF JUNE 30, 2020 OF THE VOYA RETIREMENT INSURANCE AND ANNUITY COMPANY

SCHEDULE D - PART 4

Show All Long-Term Bonds and Stock Sold, Redeemed or Otherwise Disposed of During the Current Quarter

1	2	3	4	5	6	7	8	9	10	Change In Book/Adjusted Carrying Value					16	17	18	19	20	21	22										
										CUSIP Identification	Description	Foreign	Disposal Date	Name of Purchaser								Number of Shares of Stock	Consideration	Par Value	Actual Cost	Prior Year Book/ Adjusted Carrying Value	11	12	13	14	15
																											Unrealized Valuation Increase/ (Decrease)	Current Year's (Amortization)/ Accretion	Current Year's Other Than Temporary Impairment Recognized	Total Change in Book/ Adjusted Carrying Value (11 + 12 - 13)	Total Foreign Exchange Change in Book /Adjusted Carrying Value
.36176L-GJ-8	GNMA		06/01/2020	MBS PAYDOWN		79,773	79,773	84,560	80,136		.0	(363)		(363)		79,773				1,301	07/20/2041	1FE									
.36202A-NQ-6	GNMA 30YR		06/01/2020	MBS PAYDOWN		83	83	88	83		.0	.0		.0		83				3	10/20/2022	1FE									
.36202B-Y5-8	GNMA 30YR		06/01/2020	MBS PAYDOWN		17	17	19	18		.0	.0		.0		17				1	06/20/2021	1FE									
.36202D-KL-4	GNMA 30YR		06/01/2020	MBS PAYDOWN		2,204	2,204	2,205	2,204		.0	.0		.0		2,204				68	11/20/2020	1FE									
.36202F-HX-7	GNMA 30YR		06/01/2020	MBS PAYDOWN		192,710	192,710	201,894	193,356		.0	(646)		(646)		192,710				3,637	07/20/2040	1FE									
.36202G-LF-1	GNMA 30YR		06/01/2020	MBS PAYDOWN		59,869	59,869	63,798	60,143		.0	(274)		(274)		59,869				1,157	06/20/2041	1FE									
.36202F-Y9-4	GNMA 30YR		06/01/2020	MBS PAYDOWN		144,215	144,215	155,752	144,934		.0	(719)		(719)		144,215				2,776	08/20/2041	1FE									
.36202F-X9-2	GNMA 30YR		06/01/2020	MBS PAYDOWN		50,645	50,645	53,969	50,862		.0	(217)		(217)		50,645				971	10/20/2041	1FE									
.36223D-SG-2	GNMA 30YR		06/01/2020	MBS PAYDOWN		87	87	96	88		.0	(1)		(1)		87				3	05/15/2021	1FE									
.36297F-K6-8	GNMA 30YR		06/01/2020	MBS PAYDOWN		4,952	4,952	5,172	4,965		.0	(12)		(12)		4,952				103	12/15/2039	1FE									
.36297F-KW-1	GNMA 30YR		06/01/2020	MBS PAYDOWN		8,523	8,523	8,901	8,572		.0	(49)		(49)		8,523				177	12/15/2039	1FE									
.912810-QK-7	TREASURY BOND (OTR)		04/22/2020	SECURITIES, INC.		52,975,781	35,000,000	34,042,969	34,229,495		.0	7,491		7,491		34,236,987		18,738,795	18,738,795	931,490	08/15/2040	1									
0599999	Subtotal - Bonds - U.S. Governments						53,518,859	35,543,078	34,619,423	34,774,856		.0	5,210		5,210	34,780,065		18,738,795	18,738,795	941,687	XXX	XXX									
.011428-B7-8	RUSSIAN (FEDERATION OF) REGS	D	04/01/2020	MBS PAYDOWN		1,018,360	1,018,360	1,129,423	1,021,805		.0	(3,445)		(3,445)		1,018,360				38,189	03/31/2030	2FE									
.05674R-AB-0	BAHRAIN KINGDOM OF (GOVERNMENT)	D	06/22/2020	GOLDMAN SACHS & CO		2,186,625	2,100,000	2,097,207	2,099,133		.0	156		156		2,099,289		87,336	87,336	124,695	07/05/2022	4FE									
.05674R-AC-8	BAHRAIN KINGDOM OF (GOVERNMENT)	D	06/22/2020	J.P. MORGAN SECURITIES, INC.		1,577,700	1,500,000	1,491,705	1,496,434		.0	434		434		1,496,868		80,832	80,832	82,432	08/01/2023	4FE									
.05674R-AF-1	BAHRAIN KINGDOM OF (GOVERNMENT)	D	06/08/2020	CIBC OPPENHEIMER CORP		1,676,655	1,500,000	1,500,000	1,500,000		.0	.0		.0		1,500,000		176,655	176,655	91,583	01/26/2026	4FE									
.085209-AC-8	BERMUDA (GOVERNMENT)	D	06/23/2020	BRADESCO SECURITIES		1,248,500	1,135,000	1,135,000	1,135,000		.0	.0		.0		1,135,000		113,500	113,500	48,818	02/06/2024	1FE									
.105756-BZ-2	BRAZIL FEDERATIVE REPUBLIC OF (GOV	D	05/27/2020	SANTANDER INVESTMENT		836,801	795,000	791,844	793,234		.0	249		249		793,483		43,318	43,318	32,275	01/13/2028	3FE									
.71654Q-CG-5	PETROLEOS MEXICANOS	D	05/06/2020	MORGAN STANLEY & CO.		1,494,000	1,800,000	1,898,766	1,878,664		.0	(3,152)		(3,152)		1,875,513		(381,513)	(381,513)	76,375	03/13/2027	3FE									
.78307A-DB-6	RUSSIAN FEDERATION (GOVERNMENT)	D	04/29/2020	MATURITY		1,800,000	1,800,000	1,809,000	1,800,398		.0	(398)		(398)		1,800,000				45,000	04/29/2020	2FE									
.80413T-AB-5	SAUDI INTERNATIONAL BOND	D	04/16/2020	INC		1,317,875	1,300,000	1,282,827	1,287,676		.0	488		488		1,288,163			29,712	29,712	20,421	10/26/2026	1FE								
.836205-BA-1	SOUTH AFRICA (REPUBLIC OF)	D	05/06/2020	HSBC SECURITIES (USA) INC.		1,712,500	2,000,000	2,000,000	2,000,000		.0	.0		.0		2,000,000		(287,500)	(287,500)	58,739	09/30/2029	3FE									
.900123-CP-3	TURKEY (REPUBLIC OF)	D	05/06/2020	CREDIT SUISSE SECURITIES (USA) LLC		1,923,750	2,250,000	2,236,748	2,238,931		.0	391		391		2,239,323		(315,573)	(315,573)	83,602	02/17/2028	4FE									
.90015L-AA-5	TURKIYE IHRACAT KREDI BANKASI AS	D	06/16/2020	BBVA SECURITIES INC		503,850	500,000	497,840	499,473		.0	218		218		499,691		4,159	4,159	23,142	02/08/2021	4FE									
.EG4211-75-1	PETRO CO TRIN/TOBAGO LTD	D	05/08/2020	SINKING FUND REDEMPTION		104,167	104,167	111,042	104,167		.0	.0		.0		104,167				3,125	05/08/2022	3FE									
1099999	Subtotal - Bonds - All Other Governments						17,400,783	17,802,527	17,981,402	17,854,915		.0	(5,059)		(5,059)	17,849,857		(449,074)	(449,074)	728,396	XXX	XXX									
.373384-NZ-5	GEORGIA ST		05/18/2020	CORPORATE ACTION		2,045,000	2,045,000	2,045,000	2,045,000		.0	.0		.0		2,045,000				50,392	11/01/2025	1FE									
.70914P-NE-8	PENNSYLVANIA ST		05/01/2020	CORPORATE ACTION		5,000,000	5,000,000	4,809,650	4,789,489		.0	107,617		107,617		4,897,106		102,894	102,894	133,750	05/01/2030	1FE									
1799999	Subtotal - Bonds - U.S. States, Territories and Possessions						7,045,000	7,045,000	6,854,650	6,834,489		.0	107,617		107,617	6,942,106		102,894	102,894	184,142	XXX	XXX									
.30711X-SR-1	CAS, 18-006		06/25/2020	MBS PAYDOWN		1,346,224	1,346,224	1,204,871	1,204,871		.0	24,157		24,157		1,346,224				11,202	03/25/2031	3									
.30711X-AB-0	CAS, 13-001		06/25/2020	MBS PAYDOWN		271,003	271,003	273,511	271,310		.0	(306)		(306)		271,003				7,787	10/25/2023	1									
.30711X-AD-6	CAS, 14-001		04/03/2020	AMHERST PIERPONT		4,302,659	4,565,155	4,368,283	4,500,610		.0	211		211		4,500,821		(198,162)	(198,162)	78,740	01/25/2024	1									
.30711X-AF-1	CAS, 14-002		06/25/2020	MBS PAYDOWN		1,176,980	1,176,980	1,074,109	1,169,304		.0	7,676		7,676		1,176,980				19,968	05/25/2024	1									
.30711X-AH-7	CAS, 14-002		06/25/2020	MBS PAYDOWN		359,715	359,715	324,446	356,483		.0	3,232		3,232		359,715				6,131	05/25/2024	1									
.30711X-AK-0	CAS, 14-003		06/25/2020	MBS PAYDOWN		41,579	41,579	36,202	41,132		.0	447		447		41,579				777	07/25/2024	1									
.30711X-AP-9	CAS, 14-004		06/25/2020	MBS PAYDOWN		201,416	201,416	199,523	201,362		.0	54		54		201,416				5,447	11/25/2024	1									
.30711X-AT-1	CAS, 2015-001		06/25/2020	MBS PAYDOWN		1,633,393	1,633,393	1,678,787	1,615,095		.0	(6,407)		(6,407)		1,633,393				37,615	02/25/2025	1									
.30711X-AX-2	CAS, 2015-002		06/25/2020	MBS PAYDOWN		3,273,153	3,273,153	3,433,161	3,288,359		.0	(15,207)		(15,207)		3,273,153				75,499	05/25/2025	1									
.30711X-BB-9	CAS, 15-003		06/25/2020	MBS PAYDOWN		3,460,016	3,460,016	3,791,487	3,508,897		.0	(48,881)		(48,881)		3,460,016				91,850	07/25/2025	1									
.30711X-BF-0	CAS, 15-004		06/25/2020	MBS PAYDOWN		3,774,269	3,774,269	4,284,939	3,845,006		.0	(70,736)		(70,736)		3,774,269				116,057	04/25/2028	1									
.30711X-C3-6	CAS, 18-002		06/25/2020	MBS PAYDOWN		7,372,043	7,372,043	7,226,018	4,323,806		.0	16,544		16,544		7,372,043				90,561	08/25/2030	2									
.30711X-CB-8	CAS, 16-002		06/25/2020	MBS PAYDOWN		231,180	231,180	250,974	235,237		.0	(4,117)		(4,117)		231,180				7,464	09/25/2028	1									
.30711X-CT-9	CAS, 16-003		06/25/2020	MBS PAYDOWN		873,252	873,252	960,782	890,635		.0	(17,384)		(17,384)		873,252				27,619	10/25/2028	1									
.30711X-DE-1	CAS, 16-004		06/25/2020	INTEREST ONLY PAYMENT				56,549	74,794		.0	(74,794)		(74,794)						40,639	01/25/2029	1FE									
.30711X-DK-7	CAS, 16-005		06/25/2020	MBS PAYDOWN		2,749,910	2,749,910	2,582,090	363,476		.0	28,661		28,661		2,749,910				44,291	01/25/2029	1									
.30711X-DS-0	CAS, 16-006		06/25/2020	MBS PAYDOWN		3,710,416	3,710,416	3,862,161	3,310,243		.0	(26,056)		(26,056)		3,710,416				92,281	04/25/2029	1									
.30711X-EP-5	CAS, 17-001		06/25/2020	MBS PAYDOWN		492,159	492,159	530,109	497,426		.0	(5,267)		(5,267)		492,159				10,433	07/25/2029	1									
.30711X-GP-3	CAS, 17-002		06/25/2020	MBS PAYDOWN		274,885	274,885	269,387			.0	1,193		1,193		274,885				3,550	09/25/2029	1									
.30711X-JT-0	CAS, 18-001		06/25/2020	MBS PAYDOWN		2,158,640	2,158,640	2,165,832	2,16																						

STATEMENT AS OF JUNE 30, 2020 OF THE VOYA RETIREMENT INSURANCE AND ANNUITY COMPANY

SCHEDULE D - PART 4

Show All Long-Term Bonds and Stock Sold, Redeemed or Otherwise Disposed of During the Current Quarter

1	2	3	4	5	6	7	8	9	10	Change In Book/Adjusted Carrying Value					16	17	18	19	20	21	22
										11	12	13	14	15							
CUSIP Identification	Description	Foreign	Disposal Date	Name of Purchaser	Number of Shares of Stock	Consideration	Par Value	Actual Cost	Prior Year Book/ Adjusted Carrying Value	Unrealized Valuation Increase/ (Decrease)	Current Year's (Amortization)/ Accretion	Current Year's Other Than Temporary Impairment Recognized	Total Change in Book/ Adjusted Carrying Value (11 + 12 - 13)	Total Foreign Exchange Change in Book /Adjusted Carrying Value	Book/ Adjusted Carrying Value at Disposal Date	Foreign Exchange Gain (Loss) on Disposal	Realized Gain (Loss) on Disposal	Total Gain (Loss) on Disposal	Bond Interest/ Stock Dividends Received During Year	Stated Contractual Maturity Date	NAIC Designation and Administrative Symbol
30711X-NT-7	CAS 17-005		06/25/2020	MBS PAYDOWN		1,303,885	1,303,885	1,329,963	1,312,504	0	(8,619)	0	(8,619)	0	1,303,885	0	0	0	20,046	01/25/2030	1
30711X-NX-8	CAS 17-005		06/25/2020	MBS PAYDOWN		1,388,268	1,388,268	1,399,799	1,036,212	0	(1,680)	0	(1,680)	0	1,388,268	0	0	0	17,881	01/25/2030	1
30711X-QC-1	CAS 17-005		06/25/2020	MBS PAYDOWN		1,045,882	1,045,882	1,062,224	1,050,914	0	(5,032)	0	(5,032)	0	1,045,882	0	0	0	15,959	01/25/2030	1
30711X-R6-3	CAS 18-004		06/25/2020	MBS PAYDOWN		2,826,350	2,826,350	2,545,481	0	0	38,247	0	38,247	0	2,826,350	0	0	0	26,825	12/25/2030	3
30711X-SX-3	CAS 17-006		06/25/2020	MBS PAYDOWN		602,725	602,725	584,643	0	0	3,187	0	3,187	0	602,725	0	0	0	6,109	02/25/2030	2
30711X-WX-8	CAS 17-007		06/25/2020	MBS PAYDOWN		92,954	92,954	93,884	93,084	0	(129)	0	(129)	0	92,954	0	0	0	890	05/25/2030	2
30711X-Y2-4	CAS 18-005		06/25/2020	MBS PAYDOWN		1,800,897	1,800,897	1,600,357	0	0	33,606	0	33,606	0	1,800,897	0	0	0	18,076	01/25/2031	2
30711X-YX-6	CAS 18-001		06/25/2020	MBS PAYDOWN		2,281,624	2,281,624	2,289,963	330,539	0	(2,109)	0	(2,109)	0	2,281,624	0	0	0	29,289	07/25/2030	2
31282Y-AC-3	FHSTR 103	B	06/01/2020	INTEREST ONLY PAYMENT		0	0	59	15	0	(15)	0	(15)	0	0	0	0	0	25	11/01/2021	1FE
31282Y-AE-9	FHLB 106-B	B	06/01/2020	INTEREST ONLY PAYMENT		0	0	224	49	0	(49)	0	(49)	0	0	0	0	0	69	06/01/2022	1FE
31282Y-AL-3	FHSTR 135	B	06/01/2020	INTEREST ONLY PAYMENT		0	0	234	65	0	(65)	0	(65)	0	0	0	0	0	107	11/01/2021	1FE
31282Y-AM-1	FHSTR 136	B	06/01/2020	INTEREST ONLY PAYMENT		0	0	123	34	0	(34)	0	(34)	0	0	0	0	0	61	11/01/2021	1FE
31282Y-AN-9	FHSTR 138	A	06/01/2020	INTEREST ONLY PAYMENT		0	0	134	26	0	(26)	0	(26)	0	0	0	0	0	37	08/01/2022	1FE
31282Y-AR-0	FHSTR 140	B	06/01/2020	VARIOUS		0	0	17	12	0	(12)	0	(12)	0	0	0	0	0	14	09/01/2021	1FE
31282Y-AS-8	FHSTR 143	B	06/01/2020	INTEREST ONLY PAYMENT		0	0	104	22	0	(22)	0	(22)	0	0	0	0	0	27	10/01/2022	1FE
31282Y-CW-7	FHSTR 207	10	06/01/2020	INTEREST ONLY PAYMENT		0	0	3,891	301	0	(301)	0	(301)	0	0	0	0	0	462	04/01/2030	1FE
31282Y-NS-4	FHSTR 239		06/15/2020	INTEREST ONLY PAYMENT		0	0	21,731	1,542	0	(1,542)	0	(1,542)	0	0	0	0	0	2,942	08/15/2036	1FE
31282Y-NU-9	FHSTR 239		06/15/2020	INTEREST ONLY PAYMENT		0	0	18,365	1,302	0	(1,302)	0	(1,302)	0	0	0	0	0	2,490	08/15/2036	1FE
31282Y-YA-1	FHSTR 244		06/15/2020	INTEREST ONLY PAYMENT		0	0	4,504	339	0	(339)	0	(339)	0	0	0	0	0	609	12/15/2036	1FE
31283E-AC-6	FHGS 3	10	06/01/2020	INTEREST ONLY PAYMENT		0	0	41	14	0	(14)	0	(14)	0	0	0	0	0	21	07/25/2022	1FE
31283G-BM-8	FGOLD 30YR		06/01/2020	MBS PAYDOWN		9	9	10	9	0	0	0	0	0	0	0	0	0	0	01/01/2022	1FE
31283G-KM-8	FGOLD 30YR GIANT		06/01/2020	MBS PAYDOWN		261	261	291	264	0	(3)	0	(3)	0	261	0	0	0	10	04/01/2025	1FE
31283G-M5-3	FGOLD 30YR GIANT		06/01/2020	MBS PAYDOWN		11	11	12	11	0	0	0	0	0	11	0	0	0	0	08/01/2021	1FE
31283G-YX-9	FGOLD 30YR		06/01/2020	MBS PAYDOWN		42	42	43	42	0	0	0	0	0	42	0	0	0	1	06/01/2027	1FE
3128HU-5X-5	FHSTR 258		06/01/2020	INTEREST ONLY PAYMENT		0	0	52,375	3,895	0	(3,895)	0	(3,895)	0	0	0	0	0	5,752	01/15/2036	1FE
3128HU-A5-0	FHSTR 246		06/15/2020	INTEREST ONLY PAYMENT		0	0	3,985	261	0	(261)	0	(261)	0	0	0	0	0	542	05/15/2037	1FE
3128HU-A8-4	FHSTR 246		06/15/2020	INTEREST ONLY PAYMENT		0	0	5,204	338	0	(338)	0	(338)	0	0	0	0	0	708	05/15/2037	1FE
3128HU-BP-5	FHSTR 246		06/15/2020	INTEREST ONLY PAYMENT		0	0	13,338	905	0	(905)	0	(905)	0	0	0	0	0	1,739	05/15/2037	1FE
3128HU-CX-5	FHSTR 246		06/15/2020	INTEREST ONLY PAYMENT		0	0	31,337	2,166	0	(2,166)	0	(2,166)	0	0	0	0	0	4,018	05/15/2037	1FE
3128HV-A5-8	FGLMC 225		06/01/2020	MBS PAYDOWN		39,396	39,396	36,417	39,099	0	297	0	297	0	39,396	0	0	0	0	11/01/2033	1FE
3128HW-C6-2	FHSTR 242		06/01/2020	MBS PAYDOWN		38,450	38,450	34,527	38,064	0	386	0	386	0	38,450	0	0	0	0	11/15/2036	1FE
3128HX-WK-7	FHSTR 269		06/01/2020	MBS PAYDOWN		215,721	215,721	168,666	212,133	0	3,587	0	3,587	0	215,721	0	0	0	0	08/15/2042	1FE
3128K5-ZE-5	FGOLD 30YR		06/01/2020	MBS PAYDOWN		9,303	9,303	9,600	9,317	0	(14)	0	(14)	0	9,303	0	0	0	235	02/01/2035	1FE
3128M6-M6-2	FGOLD 30YR GIANT		06/01/2020	MBS PAYDOWN		1,156	1,156	1,253	1,159	0	(4)	0	(4)	0	1,156	0	0	0	32	08/01/2038	1FE
3128M7-YM-2	FGOLD 30YR GIANT		06/01/2020	MBS PAYDOWN		18,875	18,875	20,594	18,945	0	(71)	0	(71)	0	18,875	0	0	0	396	11/01/2038	1FE
3128MJ-Y4-7	FGOLD 30YR GIANT		06/01/2020	MBS PAYDOWN		2,146,037	2,146,037	2,249,818	2,169,668	0	(23,631)	0	(23,631)	0	2,146,037	0	0	0	32,092	03/01/2046	1FE
3128MJ-YK-1	FGOLD 30YR GIANT		06/01/2020	MBS PAYDOWN		812,514	812,514	847,173	820,506	0	(7,992)	0	(7,992)	0	812,514	0	0	0	12,055	12/01/2045	1FE
312903-D6-1	FHLMC 153	R	04/13/2020	PRIOR YEAR INCOME		0	0	0	0	0	0	0	0	0	0	0	0	0	30	04/15/2021	1FE
312903-RA-1	FHLMC 163	G	04/15/2020	VARIOUS		16	16	97	91	0	(75)	0	(75)	0	0	0	0	0	40	07/15/2021	1FE
312904-3F-0	FHLMC 1038	H	05/15/2020	MBS PAYDOWN		913	913	1,058	948	0	(35)	0	(35)	0	913	0	0	0	91	02/15/2021	1FE
312904-LH-6	FHLMC 1003	I	06/15/2020	MBS PAYDOWN		454	454	548	478	0	(24)	0	(24)	0	454	0	0	0	70	10/15/2020	1FE
312904-NJ-0	FHLMC 1007	I	04/01/2020	MBS PAYDOWN		0	0	1	0	0	0	0	0	0	0	0	0	0	0	10/15/2020	1FE
312904-P6-4	FHLMC 1009	E	06/15/2020	MBS PAYDOWN		92	92	109	98	0	(5)	0	(5)	0	92	0	0	0	11	10/15/2020	1FE
312904-PS-8	FHLMC 1011	G	06/15/2020	MBS PAYDOWN		355	355	447	382	0	(26)	0	(26)	0	355	0	0	0	66	11/15/2020	1FE
312904-W9-2	FHLMC 1035	L	06/01/2020	MBS PAYDOWN		2	2	14	6	0	(3)	0	(3)	0	2	0	0	0	6	01/15/2021	1FE
312905-5J-7	FHLMC 1095	E	06/15/2020	MBS PAYDOWN		9	9	39	21	0	(12)	0	(12)	0	9	0	0	0	23	06/15/2021	1FE
312905-DR-0	FHLMC 1050	I	06/01/2020	MBS PAYDOWN		14	14	127	49	0	(35)	0	(35)	0	14	0	0	0	58	03/15/2021	1FE
312905-EH-1	FHLMC 1050	X	06/01/2020	MBS PAYDOWN		3	3	59	5	0	(3)	0	(3)	0	3	0	0	0	6	03/15/2021	1FE
312905-MF-6	FHLMC 1059	IA	06/01/2020	MBS PAYDOWN		23	23	95	72	0	(49)	0	(49)	0	23	0	0	0	34	04/15/2021	1FE
312906-7A-2	FHLMC 1146	F	06/15/2020	MBS PAYDOWN		534	534	691	569	0	(35)	0	(35)	0	534	0	0	0	78	09/15/2021	1FE
312906-U2-4	FHLMC 1131	F	06/15/2020	MBS PAYDOWN		567	567	721	611	0	(44)	0	(44)	0	567	0	0	0	94	09/15/2021	1FE
312906-XX-3	FHLMC 1126	M	06/01/2020	MBS PAYDOWN		14	14	155	44	0	(30)	0	(30)	0	14	0	0	0	58	07/15/2021	1FE
312907-5H-7	FHLMC 1190	J	06/01/2020	MBS PAYDOWN		5	5	66	21	0	(16)	0	(16)	0	5	0	0	0	23	01/15/2022	1FE
312907-6X-1	FHLMC 1189	H	06/15/2020	MBS PAYDOWN		381	381	404	386	0	(4)	0	(4)	0	381	0	0	0	17	01/15/2022	1FE
312907-NU-8	FHLMC 1160	F	06/15/2020	MBS PAYDOWN		1,235	1,235	1,605	1,309	0	(73)	0	(73)	0	1,235	0	0	0	178	10/15/2021	1FE
312907-PB-8	FHLMC 1159	E	06/01/2020	MBS PAYDOWN		345	345	333	342	0	3	0	3	0	345	0	0	0	0	11/15/2021	1FE
312907-PY-8	FHLMC 1157	LZ	06/01/2020	MBS PAYDOWN		8,301	8,301	8,392	8,305	0	(4)	0	(4)	0	8,301	0	0	0	260	10/15/2021	1FE
312907-SH-1	FHLMC 1161	I	06/01/2020	MBS PAYDOWN		3,860	3,860	3,422	3,864	0	(3)	0	(3)	0	3,860	0	0	0	104	11/15/2021	1FE

STATEMENT AS OF JUNE 30, 2020 OF THE VOYA RETIREMENT INSURANCE AND ANNUITY COMPANY

SCHEDULE D - PART 4

Show All Long-Term Bonds and Stock Sold, Redeemed or Otherwise Disposed of During the Current Quarter

1	2	3	4	5	6	7	8	9	10	Change In Book/Adjusted Carrying Value					16	17	18	19	20	21	22
										11	12	13	14	15							
CUSIP Ident-ification	Description	For-ign	Disposal Date	Name of Purchaser	Number of Shares of Stock	Consid-eration	Par Value	Actual Cost	Prior Year Book/ Adjusted Carrying Value	Unrealized Valuation Increase/ (Decrease)	Current Year's (Amor-tization)/ Accretion	Current Year's Other Than Temporary Impairment Recogn-ized	Total Change in Book/ Adjusted Carrying Value (11 + 12 - 13)	Total Foreign Exchange Change in Book /Adjusted Carrying Value	Book/ Adjusted Carrying Value at Disposal Date	Foreign Exchange Gain (Loss) on Disposal	Realized Gain (Loss) on Disposal	Total Gain (Loss) on Disposal	Bond Interest/ Stock Dividends Received During Year	Stated Con-tractual Maturity Date	NAIC Design-ation and Admini-strative Symbol
312909-E2-6	FHLMC 1266 E		06/15/2020	MBS PAYDOWN		21	21	182	68	0	(48)	0	(48)	0	21	0	0	0	83	04/15/2022	IFE
312909-FV-1	FHLMC 1248 BC		06/15/2020	MBS PAYDOWN		4	4	56	17	0	(13)	0	(13)	0	4	0	0	0	19	03/15/2022	IFE
312909-GB-4	FREDDIE MAC FHLMC 1248 IOETTE		06/15/2020	PRIOR YEAR INCOME		0	0	0	0	0	0	0	0	0	0	0	0	0	81	03/15/2022	IFE
312909-PF-5	FHLMC 1249 B		06/01/2020	MBS PAYDOWN		493	493	474	499	0	4	0	4	0	493	0	0	0	0	04/15/2022	IFE
312910-3T-7	FHLMC 1311 LB		06/01/2020	MBS PAYDOWN		67	67	1,015	229	0	(163)	0	(163)	0	67	0	0	0	287	07/15/2022	IFE
312910-H5-4	FHLMC 1315 SA		06/15/2020	MBS PAYDOWN		7	7	892	161	0	(154)	0	(154)	0	7	0	0	0	285	07/15/2022	IFE
312910-H9-6	FHLMC 1315 W		06/01/2020	MBS PAYDOWN		23	23	235	72	0	(49)	0	(49)	0	23	0	0	0	63	07/15/2022	IFE
312910-KL-5	FHLMC 1294 E		06/01/2020	MBS PAYDOWN		1	1	10	3	0	(2)	0	(2)	0	1	0	0	0	4	06/15/2022	IFE
312911-L7-3	FHLMC 1372 E		06/15/2020	INTEREST ONLY PAYMENT		0	0	37	11	0	(11)	0	(11)	0	0	0	0	0	30	09/15/2022	IFE
312912-A6-5	FHLMC 1403 N		06/01/2020	MBS PAYDOWN		55,858	55,858	53,575	55,763	0	95	0	95	0	55,858	0	0	0	1,755	11/15/2022	IFE
312912-ML-9	FHLMC 1395 S		06/15/2020	INTEREST ONLY PAYMENT		0	0	2,059	328	0	(328)	0	(328)	0	0	0	0	0	590	10/15/2022	IFE
312929-FS-6	FGOLD 30YR		06/01/2020	MBS PAYDOWN		11,800	11,800	12,482	11,843	0	(44)	0	(44)	0	11,800	0	0	0	313	11/01/2038	IFE
312929-ST-9	FGOLD 30YR		06/01/2020	MBS PAYDOWN		65	65	66	65	0	0	0	0	0	65	0	0	0	2	07/01/2029	IFE
312929-EK-8	FGOLD 30YR		06/01/2020	MBS PAYDOWN		19	19	20	19	0	0	0	0	0	19	0	0	0	1	06/01/2022	IFE
312929-N3-6	FGOLD 30YR		06/01/2020	MBS PAYDOWN		87	87	89	88	0	0	0	0	0	87	0	0	0	3	07/01/2025	IFE
31292H-AA-2	FGOLD 30YR		06/01/2020	MBS PAYDOWN		30	30	31	30	0	0	0	0	0	30	0	0	0	1	12/01/2029	IFE
31292K-2X-4	FGOLD 30YR		06/01/2020	MBS PAYDOWN		40,359	40,359	42,076	40,470	0	(111)	0	(111)	0	40,359	0	0	0	645	08/01/2040	IFE
31292S-BP-4	FGOLD 30YR		06/01/2020	MBS PAYDOWN		139,875	139,875	143,372	140,615	0	(739)	0	(739)	0	139,875	0	0	0	2,553	07/01/2040	IFE
312939-WA-5	FGOLD 30YR		06/01/2020	MBS PAYDOWN		15,558	15,558	16,185	15,588	0	(30)	0	(30)	0	15,558	0	0	0	173	03/01/2043	IFE
312941-SR-4	FGOLD 30YR		06/01/2020	MBS PAYDOWN		787	787	822	852	0	(65)	0	(65)	0	787	0	0	0	13	08/01/2040	IFE
312941-K7-1	FGOLD 30YR		06/01/2020	MBS PAYDOWN		27,544	27,544	29,308	27,936	0	(393)	0	(393)	0	27,544	0	0	0	574	07/01/2040	IFE
312941-UH-5	FGOLD 30YR		06/01/2020	MBS PAYDOWN		141,516	141,516	150,736	142,948	0	(1,432)	0	(1,432)	0	141,516	0	0	0	2,597	08/01/2040	IFE
312941-ZO-3	FGOLD 30YR		06/01/2020	MBS PAYDOWN		18,178	18,178	19,006	18,212	0	(34)	0	(34)	0	18,178	0	0	0	155	08/01/2040	IFE
31295W-CE-6	FGOLD 30YR		06/01/2020	MBS PAYDOWN		45	45	52	47	0	(1)	0	(1)	0	45	0	0	0	2	03/01/2021	IFE
31325U-P8-3	FHSTR 304		06/15/2020	INTEREST ONLY PAYMENT		0	0	34,630	3,370	0	(3,370)	0	(3,370)	0	0	0	0	0	4,381	12/15/2032	IFE
31325U-PC-4	FHSTR 304		06/15/2020	INTEREST ONLY PAYMENT		0	0	131,797	12,070	0	(12,070)	0	(12,070)	0	0	0	0	0	17,126	02/15/2042	IFE
31325U-PH-3	FHSTR 304		06/15/2020	INTEREST ONLY PAYMENT		0	0	35,364	4,462	0	(4,462)	0	(4,462)	0	0	0	0	0	5,886	12/15/2027	IFE
31325U-PJ-9	FHSTR 304		06/15/2020	INTEREST ONLY PAYMENT		0	0	74,271	5,827	0	(5,827)	0	(5,827)	0	0	0	0	0	7,290	12/15/2027	IFE
31325U-RK-4	FHSTR 311		06/15/2020	INTEREST ONLY PAYMENT		0	0	960,324	46,152	0	(46,152)	0	(46,152)	0	0	0	0	0	84,363	08/15/2043	IFE
31325X-U9-9	FHSTR 365		06/01/2020	INTEREST ONLY PAYMENT		0	0	1,645,599	0	0	(80,735)	0	(80,735)	0	0	0	0	0	113,975	10/15/2047	IFE
31325X-VH-0	FHSTR 365		06/01/2020	INTEREST ONLY PAYMENT		0	0	305,101	0	0	(22,732)	0	(22,732)	0	0	0	0	0	27,381	06/15/2046	IFE
3132HL-DJ-9	FHLMC GOLD 30YR		06/01/2020	MBS PAYDOWN		1,003,860	1,003,860	1,065,189	1,014,319	0	(10,459)	0	(10,459)	0	1,003,860	0	0	0	13,607	07/01/2042	IFE
3132HT-6G-6	FHSTR 327		06/01/2020	MBS PAYDOWN		876,737	876,737	708,211	863,827	0	12,911	0	12,911	0	876,737	0	0	0	0	03/15/2044	IFE
3132HT-M9-4	FHSTR 308		06/01/2020	MBS PAYDOWN		599,077	599,077	436,963	589,703	0	9,374	0	9,374	0	599,077	0	0	0	0	07/15/2043	IFE
3132HT-SS-6	FHSTR 310		06/01/2020	MBS PAYDOWN		205,622	205,622	159,277	202,680	0	2,941	0	2,941	0	205,622	0	0	0	0	09/15/2043	IFE
3132HT-Y6-7	FHSTR 322		06/15/2020	MBS PAYDOWN		255,854	255,854	305,426	258,196	0	(2,342)	0	(2,342)	0	255,854	0	0	0	7,572	12/15/2043	IFE
3132QP-A5-3	FHLMC GOLD 30YR		06/01/2020	MBS PAYDOWN		236,918	236,918	243,951	237,703	0	(785)	0	(785)	0	236,918	0	0	0	2,683	04/01/2045	IFE
3132WR-RL-9	FHLMC MULTIFAM 55DAY		05/01/2020	MBS PAYDOWN		31,576	31,576	31,783	31,579	0	(4)	0	(4)	0	31,576	0	0	0	458	09/01/2045	IFE
31335A-KH-0	FHLMC GOLD 30YR GIANT		06/01/2020	MBS PAYDOWN		485,780	485,780	502,782	487,316	0	(1,536)	0	(1,536)	0	485,780	0	0	0	7,065	07/01/2045	IFE
31335A-KW-7	FHLMC GOLD 30YR GIANT		06/01/2020	MBS PAYDOWN		576,817	576,817	611,787	580,489	0	(3,672)	0	(3,672)	0	576,817	0	0	0	8,786	09/01/2045	IFE
313398-VT-3	FHLMC T-35 A		06/25/2020	MBS PAYDOWN		28,520	28,520	28,475	28,576	0	(56)	0	(56)	0	28,520	0	0	0	167	09/25/2031	IFE
313399-A9-8	FHLMC 2344 PS		06/15/2020	INTEREST ONLY PAYMENT		0	0	8,930	519	0	(519)	0	(519)	0	0	0	0	0	1,204	08/15/2031	IFE
31339D-DF-2	FHLMC 2420 MZ		06/01/2020	MBS PAYDOWN		67,445	67,445	70,501	67,495	0	(50)	0	(50)	0	67,445	0	0	0	2,085	02/15/2032	IFE
31339D-JE-9	FHLMC 2422 SC		06/15/2020	INTEREST ONLY PAYMENT		0	0	777	0	0	0	0	0	0	0	0	0	0	331	02/15/2032	IFE
31339G-4K-4	FHLMC 2372 XS		06/15/2020	INTEREST ONLY PAYMENT		0	0	614	16	0	(16)	0	(16)	0	0	0	0	0	220	10/15/2031	IFE
31339G-C3-3	FHLMC 2369 SU		06/15/2020	INTEREST ONLY PAYMENT		0	0	2,803	286	0	(286)	0	(286)	0	0	0	0	0	546	10/15/2031	IFE
31339G-VC-2	FHLMC 2380 S		06/15/2020	INTEREST ONLY PAYMENT		0	0	3,017	24	0	(24)	0	(24)	0	0	0	0	0	1,105	11/15/2031	IFE
31339L-JE-1	FHLMC 2396 SM		06/15/2020	INTEREST ONLY PAYMENT		0	0	663	57	0	(57)	0	(57)	0	0	0	0	0	135	12/15/2031	IFE
31339M-LE-6	FHLMC 2408 SM		06/15/2020	INTEREST ONLY PAYMENT		0	0	10,846	892	0	(892)	0	(892)	0	0	0	0	0	1,822	01/15/2032	IFE
31339M-LN-6	FHLMC 2407 SQ		06/15/2020	INTEREST ONLY PAYMENT		0	0	231	7	0	(7)	0	(7)	0	0	0	0	0	99	01/15/2032	IFE
31339N-H3-3	FHLMC 2410 WA		06/15/2020	MBS PAYDOWN		7	7	67	7	0	0	0	0	0	7	0	0	0	17	09/15/2021	IFE
31339N-J2-3	FHLMC 2410 GS		06/15/2020	MBS PAYDOWN		42,526	42,526	46,196	41,360	0	1,166	0	1,166	0	42,526	0	0	0	2,713	02/15/2032	IFE
31339N-NE-2	FSPC T-39 IO		06/01/2020	INTEREST ONLY PAYMENT		0	0	192	0	0	0	0	0	0	0	0	0	0	71	06/25/2032	IFE
31339N-TQ-9	FHLMC 2425 SI		06/15/2020	INTEREST ONLY PAYMENT		0	0	3,139	13	0	(13)	0	(13)	0	0	0	0	0	887	03/15/2032	IFE
31339W-YT-7	FHLMC 2439 XI		06/01/2020	INTEREST ONLY PAY																	

STATEMENT AS OF JUNE 30, 2020 OF THE VOYA RETIREMENT INSURANCE AND ANNUITY COMPANY

SCHEDULE D - PART 4

Show All Long-Term Bonds and Stock Sold, Redeemed or Otherwise Disposed of During the Current Quarter

1	2	3	4	5	6	7	8	9	10	Change In Book/Adjusted Carrying Value					16	17	18	19	20	21	22	
										11	12	13	14	15								
CUSIP Identification	Description	Foreign	Disposal Date	Name of Purchaser	Number of Shares of Stock	Consideration	Par Value	Actual Cost	Prior Year Book/ Adjusted Carrying Value	Unrealized Valuation Increase/ (Decrease)	Current Year's (Amortization)/ Accretion	Current Year's Other Than Temporary Impairment Recognized	Total Change in Book/ Adjusted Carrying Value (11 + 12 - 13)	Total Foreign Exchange Change in Book /Adjusted Carrying Value	Book/ Adjusted Carrying Value at Disposal Date	Foreign Exchange Gain (Loss) on Disposal	Realized Gain (Loss) on Disposal	Total Gain (Loss) on Disposal	Bond Interest/ Stock Dividends Received During Year	Stated Contractual Maturity Date	NAIC Designation and Administrative Symbol	
313372-JH-4	FHLMC 24 SY		06/25/2020	INTEREST ONLY PAYMENT		.0	.0	2,115	.301	.0	(301)	.0	.0	.0	.0	.0	.0	.0	.516	11/25/2023	IFE	
313372-RK-8	FHLMC 1609 ID		06/01/2020	MBS PAYDOWN		13,445	13,445	12,899	13,374	.0	.71	.0	.71	.0	13,445	.0	.0	.0	.0	.0	IFE	
313374-3G-9	FHLMC 1715 SD		06/01/2020	MBS PAYDOWN		4,883	4,883	6,642	5,130	.0	(247)	.0	(247)	.0	4,883	.0	.0	.0	.585	04/15/2024	IFE	
313374-K7-0	FHLMC 1699 SD		06/15/2020	INTEREST ONLY PAYMENT		.0	.0	3,037	.435	.0	(435)	.0	(435)	.0	.0	.0	.0	.0	.825	03/15/2024	IFE	
313374-YG-5	FHLMC 1689 FI		06/15/2020	MBS PAYDOWN		1,524	1,524	1,913	1,586	.0	(62)	.0	(62)	.0	1,524	.0	.0	.0	.95	03/15/2024	IFE	
313376-05-3	FHLMC 1826 SB		06/15/2020	INTEREST ONLY PAYMENT		.0	.0	.75	.22	.0	(22)	.0	(22)	.0	.0	.0	.0	.0	.38	09/15/2021	IFE	
313377-WJ-4	FHLMC 1883 S		06/15/2020	INTEREST ONLY PAYMENT		.0	.0	.217	.7	.0	(7)	.0	(7)	.0	.0	.0	.0	.0	.106	09/15/2026	IFE	
313378-AD-9	FHLMC 1908 SB		06/01/2020	INTEREST ONLY PAYMENT		.0	.0	3,204	.560	.0	(560)	.0	(560)	.0	.0	.0	.0	.0	.909	03/15/2024	IFE	
313379-5A-9	FHLMC 1932 U		06/01/2020	MBS PAYDOWN		1,346	1,346	1,206	1,332	.0	.15	.0	.15	.0	1,346	.0	.0	.0	.0	.02	02/15/2027	IFE
31337B-HC-7	FHLMC 98 CF		06/01/2020	INTEREST ONLY PAYMENT		.0	.0	.379	.46	.0	(46)	.0	(46)	.0	.0	.0	.0	.0	.66	10/15/2023	IFE	
31337C-E6-1	FHLMC 2013 SC		06/01/2020	INTEREST ONLY PAYMENT		.0	.0	.624	.99	.0	(99)	.0	(99)	.0	.0	.0	.0	.0	.147	03/25/2024	IFE	
31337C-YS-1	FHLMC 2030 S		06/15/2020	INTEREST ONLY PAYMENT		.0	.0	1,811	.197	.0	(197)	.0	(197)	.0	.0	.0	.0	.0	.391	02/15/2028	IFE	
31337D-PX-8	FSPC T-11		06/01/2020	MBS PAYDOWN		14,345	14,345	15,748	14,411	.0	(67)	.0	(67)	.0	14,345	.0	.0	.0	.382	01/25/2028	IFE	
31337D-SL-1	FHLMC 2052 SC		06/15/2020	INTEREST ONLY PAYMENT		.0	.0	1,025	.80	.0	(80)	.0	(80)	.0	.0	.0	.0	.0	.303	04/15/2022	IFE	
31337J-M8-3	FHLMC 2127 S		06/15/2020	INTEREST ONLY PAYMENT		.0	.0	.636	.13	.0	(13)	.0	(13)	.0	.0	.0	.0	.0	.242	02/15/2029	IFE	
31337J-SA-2	FHLMC 2137 Z		06/01/2020	MBS PAYDOWN		4,013	4,013	4,206	4,020	.0	(7)	.0	(7)	.0	4,013	.0	.0	.0	.104	03/15/2029	IFE	
31337P-EH-8	FHLMC 2242 SG		06/17/2020	INTEREST ONLY PAYMENT		.0	.0	.446	.191	.0	(191)	.0	(191)	.0	.0	.0	.0	.0	.269	07/17/2030	IFE	
31337P-K9-9	FHLMC 2245 EA		06/01/2020	MBS PAYDOWN		1,239	1,239	.767	1,225	.0	.14	.0	.14	.0	1,239	.0	.0	.0	.0	.08	08/15/2030	IFE
31337P-L5-6	FHLMC 2245 VB		06/01/2020	INTEREST ONLY PAYMENT		.0	.0	1,971	.378	.0	(378)	.0	(378)	.0	.0	.0	.0	.0	.489	05/15/2023	IFE	
31337P-L7-2	FHLMC 2245 VE		06/01/2020	MBS PAYDOWN		14,550	14,550	12,454	14,161	.0	.389	.0	.389	.0	14,550	.0	.0	.0	.846	05/15/2023	IFE	
31337P-L9-8	FHLMC 2245 VH		06/15/2020	INTEREST ONLY PAYMENT		.0	.0	2,227	.65	.0	(65)	.0	(65)	.0	.0	.0	.0	.0	.466	09/15/2022	IFE	
31337Q-B3-0	FHLMC 2259 S		06/15/2020	INTEREST ONLY PAYMENT		.0	.0	1,046	.60	.0	(60)	.0	(60)	.0	.0	.0	.0	.0	.176	10/15/2030	IFE	
31337Q-EX-1	FHLMC 2267 S		06/17/2020	INTEREST ONLY PAYMENT		.0	.0	.52	.0	.0	.0	.0	.0	.0	.0	.0	.0	.0	.18	08/17/2022	IFE	
31337R-7C-3	FSPC T-31 A7		06/25/2020	MBS PAYDOWN		1,188	1,188	1,188	1,183	.0	.5	.0	.5	.0	1,188	.0	.0	.0	.8	05/25/2031	IFE	
31337R-S7-1	FHLMC 2295 SE		06/15/2020	INTEREST ONLY PAYMENT		.0	.0	.508	.36	.0	(36)	.0	(36)	.0	.0	.0	.0	.0	.96	03/15/2031	IFE	
31337R-WM-3	FHLMC 2292 JS		06/17/2020	INTEREST ONLY PAYMENT		.0	.0	.394	.0	.0	.0	.0	.0	.0	.0	.0	.0	.0	.132	05/17/2022	IFE	
31337R-W0-4	FHLMC 2292 KS		06/25/2020	INTEREST ONLY PAYMENT		.0	.0	.893	.0	.0	.0	.0	.0	.0	.0	.0	.0	.0	.320	07/25/2022	IFE	
31337S-BJ-1	FHLMC 2293 SM		06/15/2020	INTEREST ONLY PAYMENT		.0	.0	.6	.2	.0	(2)	.0	(2)	.0	.0	.0	.0	.0	.5	03/15/2031	IFE	
31337T-TN-1	FHLMC 2330 PS		06/15/2020	MBS PAYDOWN		10,040	10,040	12,067	10,039	.0	.0	.0	.0	.0	10,040	.0	.0	.0	.770	06/15/2031	IFE	
31337U-F5-2	FHLMC 2323 UD		06/15/2020	INTEREST ONLY PAYMENT		.0	.0	10,656	1,140	.0	(1,140)	.0	(1,140)	.0	.0	.0	.0	.0	2,281	10/15/2028	IFE	
31358E-2K-7	FNMA 90-103 O		06/01/2020	MBS PAYDOWN		.1	.1	.11	.4	.0	(3)	.0	(3)	.0	.1	.0	.0	.0	.6	09/25/2020	IFE	
31358E-DT-6	FNMA 90-53 R		04/01/2020	MBS PAYDOWN		.48	.48	.14	.245	.0	(197)	.0	(197)	.0	.48	.0	.0	.0	.2	05/25/2020	IFE	
31358E-GT-3	FNMA 90-56 E		04/01/2020	MBS PAYDOWN		.26	.26	.25	.27	.0	(.1)	.0	(.1)	.0	.26	.0	.0	.0	.1	05/25/2020	IFE	
31358E-H8-8	FNMA 90-91 H		05/01/2020	MBS PAYDOWN		.3	.3	.20	.6	.0	(2)	.0	(2)	.0	.3	.0	.0	.0	.10	08/25/2020	IFE	
31358E-RC-8	FNMA 90-72 C		06/01/2020	MBS PAYDOWN		.1	.1	.9	.3	.0	(1)	.0	(1)	.0	.1	.0	.0	.0	.6	07/25/2020	IFE	
31358E-TT-9	FNMA 90-78 R		05/01/2020	MBS PAYDOWN		.49	.49	.8	.0	.0	.49	.0	.49	.0	.49	.0	.0	.0	.1	07/25/2020	IFE	
31358E-WD-1	FNMA 90-82 M		06/01/2020	MBS PAYDOWN		.1	.1	.7	.4	.0	(3)	.0	(3)	.0	.1	.0	.0	.0	.4	07/25/2020	IFE	
31358F-AW-9	FNMA 90-105 K		06/01/2020	MBS PAYDOWN		.13	.13	.90	.41	.0	(28)	.0	(28)	.0	.13	.0	.0	.0	.48	09/25/2020	IFE	
31358F-B7-3	FNMA 91-8 J		06/01/2020	MBS PAYDOWN		.13	.13	.135	.44	.0	(30)	.0	(30)	.0	.13	.0	.0	.0	.56	02/25/2021	IFE	
31358F-EA-3	FNMA 90-122 S		06/25/2020	MBS PAYDOWN		.354	.354	.477	.407	.0	(53)	.0	(53)	.0	.354	.0	.0	.0	.65	10/25/2020	IFE	
31358F-EY-1	FNMA 90-123 N		06/01/2020	MBS PAYDOWN		.9	.9	.65	.23	.0	(14)	.0	(14)	.0	.9	.0	.0	.0	.31	10/25/2020	IFE	
31358F-F7-9	FNMA 91-10 K		06/01/2020	MBS PAYDOWN		.16	.16	.103	.40	.0	(24)	.0	(24)	.0	.16	.0	.0	.0	.38	02/25/2021	IFE	
31358F-NF-2	FNMA 90-132 HD		06/01/2020	MBS PAYDOWN		.31	.31	.123	.69	.0	(38)	.0	(38)	.0	.31	.0	.0	.0	.47	11/25/2020	IFE	
31358F-NG-0	FNMA 90-132 J		06/01/2020	MBS PAYDOWN		.7	.7	.37	.20	.0	(13)	.0	(13)	.0	.7	.0	.0	.0	.15	11/25/2020	IFE	
31358F-V5-5	FNMA 91-17 H		06/01/2020	MBS PAYDOWN		.10	.10	.101	.37	.0	(27)	.0	(27)	.0	.10	.0	.0	.0	.43	03/25/2021	IFE	
31358F-VF-3	FNMA 91-1 L		06/01/2020	MBS PAYDOWN		.2	.2	.18	.6	.0	(4)	.0	(4)	.0	.2	.0	.0	.0	.9	01/25/2021	IFE	
31358G-3B-1	FNMA G-15 SA		06/25/2020	MBS PAYDOWN		.9	.9	.54	.18	.0	(10)	.0	(10)	.0	.9	.0	.0	.0	.35	06/25/2021	IFE	
31358G-G2-7	FNMA 91-59 LC		06/01/2020	MBS PAYDOWN		.25	.25	.274	.87	.0	(62)	.0	(62)	.0	.25	.0	.0	.0	.98	06/25/2021	IFE	
31358G-JS-7	FNMA 91-35 K		06/01/2020	MBS PAYDOWN		.12	.12	.52	.22	.0	(10)	.0	(10)	.0	.12	.0	.0	.0	.21	04/25/2021	IFE	
31358G-L7-0	FNMA 91-61 J		06/01/2020	MBS PAYDOWN		.4	.4	.36	.13	.0	(10)	.0	(10)	.0	.4	.0	.0	.0	.15	06/25/2021	IFE	
31358G-MB-0	FNMA 91-40 K		06/01/2020	MBS PAYDOWN		.12	.12	.71	.26	.0	(14)	.0	(14)	.0	.12	.0	.0	.0	.28	05/25/2021	IFE	
31358G-R8-2	FNMA 91-57 N		06/01/2020	MBS PAYDOWN		.2	.2	.15	.5	.0	(4)	.0	(4)	.0	.2	.0	.0	.0	.7	05/25/2021	IFE	
31358G-LK-1	FNMA 91-46 S		06/25/2020	MBS PAYDOWN		.14	.14	.258	.82	.0	(68)	.0	(68)	.0	.14	.0	.0	.0	.32	05/25/2021	IFE	
31358G-Y6-8	FNMA 91-56 NB		06/01/2020	MBS PAYDOWN		.19	.19	.78	.34	.0	(15)	.0	(15)	.0	.19	.0	.0	.0	.32	06/25/2021	IFE	
31358H-3N-3	FNMA 91-96 L		06/01/2020	MBS PAYDOWN		.9	.9	.63	.22	.0	(12)	.0	(12)	.0	.9	.0	.0	.0	.20	08/25/2021	IFE	
31358H-AX-3	FNMA 91-67 M		06/01/2020	MBS PAYDOWN		.7	.7	.71	.25	.0	(19)	.0	(19)	.0	.7	.0	.0	.0	.29	08/25/2021	IFE	
31358H-E5-0	FNMA 91-97 KA		06/01/2020	MBS PAYDOWN		.3	.3	.32	.9	.0	(6)	.0	(6)	.0	.3	.0	.0	.0	.12	08/25/2021	IFE	
31358H-GD-1	FNMA G-19 JO		06/01/2020	MBS PAYDOWN		1,946	1,946	2,202	1,963	.0	(17)	.0	(17)	.0	1,946	.0	.0	.0	.73	07/25/2021	IFE	

E05.3

STATEMENT AS OF JUNE 30, 2020 OF THE VOYA RETIREMENT INSURANCE AND ANNUITY COMPANY

SCHEDULE D - PART 4

Show All Long-Term Bonds and Stock Sold, Redeemed or Otherwise Disposed of During the Current Quarter

1	2	3	4	5	6	7	8	9	10	Change In Book/Adjusted Carrying Value					16	17	18	19	20	21	22
										11	12	13	14	15							
CUSIP Identification	Description	Foreign	Disposal Date	Name of Purchaser	Number of Shares of Stock	Consideration	Par Value	Actual Cost	Prior Year Book/ Adjusted Carrying Value	Unrealized Valuation Increase/ (Decrease)	Current Year's (Amortization)/ Accretion	Current Year's Other Than Temporary Impairment Recognized	Total Change in Book/ Adjusted Carrying Value (11 + 12 - 13)	Total Foreign Exchange Change in Book /Adjusted Carrying Value	Book/ Adjusted Carrying Value at Disposal Date	Foreign Exchange Gain (Loss) on Disposal	Realized Gain (Loss) on Disposal	Total Gain (Loss) on Disposal	Bond Interest/ Stock Dividends Received During Year	Stated Contractual Maturity Date	NAIC Designation and Administrative Symbol
31358H-KB-0	FNMA 91-77	PL	06/01/2020	MBS PAYDOWN		.7	7	77	28	.0	(21)	.0	(21)	.0	7	.0	.0	.0	.33	07/25/2021	IFE
31358H-S3-0	FNMA 91-102	G	06/01/2020	MBS PAYDOWN		.4	4	48	13	.0	(9)	.0	(9)	.0	4	.0	.0	.0	.15	08/25/2021	IFE
31358H-U4-5	FNMA 91-105	K	06/01/2020	MBS PAYDOWN		.8	8	103	36	.0	(27)	.0	(27)	.0	8	.0	.0	.0	.38	09/25/2021	IFE
31358H-Y7-4	FNMA 91-107	Q	06/01/2020	MBS PAYDOWN		.3	3	28	9	.0	(7)	.0	(7)	.0	3	.0	.0	.0	.11	08/25/2021	IFE
31358H-Z4-0	FNMA 91-109	J	06/01/2020	MBS PAYDOWN		.1	1	11	4	.0	(3)	.0	(3)	.0	.1	.0	.0	.0	.5	09/25/2021	IFE
31358J-2J-9	FNMA 91-141	PJ	06/01/2020	MBS PAYDOWN		.5	5	51	16	.0	(11)	.0	(11)	.0	5	.0	.0	.0	.19	10/25/2021	IFE
31358J-BV-2	FNMA G-26	S	06/25/2020	MBS PAYDOWN		.23	23	189	67	.0	(44)	.0	(44)	.0	23	.0	.0	.0	.97	08/25/2021	IFE
31358J-GY-1	FNMA 91-123	O	06/01/2020	MBS PAYDOWN		.4	4	44	13	.0	(9)	.0	(9)	.0	4	.0	.0	.0	.16	09/25/2021	IFE
31358J-NM-9	FNMA 91-108	V	06/01/2020	MBS PAYDOWN		.8	8	90	29	.0	(22)	.0	(22)	.0	8	.0	.0	.0	.32	09/25/2021	IFE
31358J-P5-4	FNMA 91-143	G	06/01/2020	MBS PAYDOWN		.8	8	77	23	.0	(15)	.0	(15)	.0	8	.0	.0	.0	.33	10/25/2021	IFE
31358K-DF-2	FNMA 91-151	C	06/01/2020	MBS PAYDOWN		.594	594	567	.587	.0	.7	.0	.7	.0	594	.0	.0	.0	.0	.11/25/2021	IFE
31358K-DL-9	FNMA 91-151	SO	06/25/2020	MBS PAYDOWN		.6	6	259	68	.0	(61)	.0	(61)	.0	6	.0	.0	.0	.91	11/25/2021	IFE
31358K-H4-3	FNMA 91-162	V	06/01/2020	MBS PAYDOWN		.2	2	29	9	.0	(6)	.0	(6)	.0	2	.0	.0	.0	.10	12/25/2021	IFE
31358K-P2-8	FNMA 91-160	PMI	06/01/2020	MBS PAYDOWN		.6	6	75	.0	.0	.6	.0	.6	.0	6	.0	.0	.0	.51	12/25/2021	IFE
31358K-TY-4	FNMA G-39	VA	06/01/2020	MBS PAYDOWN		.11	.11	94	.32	.0	(21)	.0	(21)	.0	.11	.0	.0	.0	.45	11/25/2021	IFE
31358K-WG-9	FNMA 91-166	H	06/01/2020	MBS PAYDOWN		15,819	15,819	14,019	15,725	.0	94	.0	94	.0	15,819	.0	.0	.0	.445	12/25/2021	IFE
31358L-CA-2	FNMA 92-11	G	06/01/2020	MBS PAYDOWN		.4	4	48	14	.0	(11)	.0	(11)	.0	4	.0	.0	.0	.15	01/25/2022	IFE
31358L-JX-5	FNMA 92-6	K	06/01/2020	MBS PAYDOWN		.5	5	72	19	.0	(14)	.0	(14)	.0	5	.0	.0	.0	.22	01/25/2022	IFE
31358L-MU-7	FNMA G92-8	L	06/01/2020	MBS PAYDOWN		.4	4	34	13	.0	(9)	.0	(9)	.0	4	.0	.0	.0	.16	01/25/2022	IFE
31358L-XP-6	FNMA G92-16	SO	06/25/2020	MBS PAYDOWN		.1	1	74	.32	.0	(31)	.0	(31)	.0	.1	.0	.0	.0	.47	03/25/2022	IFE
31358L-ZA-7	FNMA G92-11	SC	06/25/2020	MBS PAYDOWN		.21	.21	235	.71	.0	(50)	.0	(50)	.0	.21	.0	.0	.0	.91	02/25/2022	IFE
31358M-2B-9	FNMA 92-73	SO	06/25/2020	MBS PAYDOWN		.7	7	688	.150	.0	(143)	.0	(143)	.0	.7	.0	.0	.0	.241	05/25/2022	IFE
31358M-2Y-9	FNMA G92-25	SD	06/25/2020	MBS PAYDOWN		.450	450	512	.468	.0	(17)	.0	(17)	.0	450	.0	.0	.0	.44	05/25/2022	IFE
31358M-M3-5	FNMA 92-69	S	06/25/2020	MBS PAYDOWN		.5	5	83	21	.0	(16)	.0	(16)	.0	5	.0	.0	.0	.23	05/25/2022	IFE
31358M-XA-7	FNMA 92-49	M	06/01/2020	MBS PAYDOWN		.13	.13	213	.55	.0	(42)	.0	(42)	.0	.13	.0	.0	.0	.62	04/25/2022	IFE
31358N-P7-1	FNMA 92-112	JC	06/01/2020	MBS PAYDOWN		.28	.28	421	.100	.0	(72)	.0	(72)	.0	.28	.0	.0	.0	.116	07/25/2022	IFE
31358P-RG-4	FNMA G92-50	MA	06/25/2020	INTEREST ONLY PAYMENT		.0	.0	33	.8	.0	(8)	.0	(8)	.0	.0	.0	.0	.0	.11	08/25/2022	IFE
31358Q-S5-0	FNMA 92-180	S	06/01/2020	MBS PAYDOWN		.21	.21	283	.70	.0	(49)	.0	(49)	.0	.21	.0	.0	.0	.76	10/25/2022	IFE
31358Q-AT-2	FNMA 92-161	SA	06/25/2020	MBS PAYDOWN		3,708	3,708	4,645	3,873	.0	(166)	.0	(166)	.0	3,708	.0	.0	.0	.402	09/25/2022	IFE
31358Q-BA-2	FNMA 92-167	C	05/01/2020	MBS PAYDOWN		.65	.65	64	.64	.0	.1	.0	.1	.0	.65	.0	.0	.0	.0	09/25/2022	IFE
31358Q-SY-2	FNMA G92-52	SO	06/25/2020	MBS PAYDOWN		.10	10	1,646	232	.0	(222)	.0	(222)	.0	10	.0	.0	.0	.629	09/25/2022	IFE
31358R-A8-6	FNMA 92-211	L	06/01/2020	MBS PAYDOWN		17,054	17,054	15,974	17,016	.0	37	.0	37	.0	17,054	.0	.0	.0	.533	12/25/2022	IFE
31358R-YU-1	FNMA G92-65	LD	06/01/2020	MBS PAYDOWN		.22	.22	243	.71	.0	(49)	.0	(49)	.0	.22	.0	.0	.0	.68	11/25/2022	IFE
31358S-3E-9	FNMA 00-53	S	06/25/2020	INTEREST ONLY PAYMENT		.0	.0	924	.32	.0	(32)	.0	(32)	.0	.0	.0	.0	.0	.413	07/25/2022	IFE
31358S-HM-6	FNMA 00-28	SD	06/25/2020	INTEREST ONLY PAYMENT		.0	.0	888	.52	.0	(52)	.0	(52)	.0	.0	.0	.0	.0	.154	09/25/2030	IFE
31358S-N4-9	FNMA 00-46	VB	06/25/2020	INTEREST ONLY PAYMENT		.0	.0	1,020	.161	.0	(161)	.0	(161)	.0	.0	.0	.0	.0	.214	07/25/2023	IFE
31358S-WM-0	FNMA 00-36	S	06/25/2020	INTEREST ONLY PAYMENT		.0	.0	16	.9	.0	(9)	.0	(9)	.0	.0	.0	.0	.0	.431	06/25/2030	IFE
31358T-BL-2	FNMA 93-2	H	06/01/2020	MBS PAYDOWN		.424	424	574	.439	.0	(14)	.0	(14)	.0	424	.0	.0	.0	.29	01/25/2023	IFE
31358E-GW-1	FNMA 93-124	M	06/01/2020	MBS PAYDOWN		5,859	5,859	4,204	5,728	.0	131	.0	131	.0	5,859	.0	.0	.0	.0	10/25/2022	IFE
313590-ST-6	FNMA 93-165	EZ	06/25/2020	MBS PAYDOWN		2,322	2,322	2,524	2,364	.0	(42)	.0	(42)	.0	2,322	.0	.0	.0	.95	09/25/2023	IFE
31359F-DD-7	FNMA 93-202	SZ	06/01/2020	MBS PAYDOWN		3,102	3,102	3,387	3,120	.0	(18)	.0	(18)	.0	3,102	.0	.0	.0	.128	11/25/2023	IFE
31359G-TU-0	FNMA 94-46	SE	06/01/2020	MBS PAYDOWN		2,465	2,465	1,738	2,426	.0	.39	.0	.39	.0	2,465	.0	.0	.0	.0	11/25/2023	IFE
31359H-YD-0	FNMA 94-42	SE	06/01/2020	MBS PAYDOWN		3,226	3,226	4,113	3,338	.0	(113)	.0	(113)	.0	3,226	.0	.0	.0	.316	04/25/2024	IFE
31359K-AN-7	FNMA 96-14	SJ	06/01/2020	INTEREST ONLY PAYMENT		.0	.0	2,927	.391	.0	(391)	.0	(391)	.0	.0	.0	.0	.0	.697	04/25/2024	IFE
31359P-K8-8	FNMA G97-4	SA	06/17/2020	INTEREST ONLY PAYMENT		.0	.0	3,561	.286	.0	(286)	.0	(286)	.0	.0	.0	.0	.0	.621	06/17/2027	IFE
31359P-QU-3	FNMA 97-33	K	06/01/2020	INTEREST ONLY PAYMENT		.0	.0	1,286	.252	.0	(252)	.0	(252)	.0	.0	.0	.0	.0	.365	04/25/2024	IFE
31359P-WY-8	FNMA 97-34	SB	06/25/2020	INTEREST ONLY PAYMENT		.0	.0	1,120	.191	.0	(191)	.0	(191)	.0	.0	.0	.0	.0	.261	10/25/2023	IFE
31359Q-FP-4	FNMA 97-50	SO	06/25/2020	INTEREST ONLY PAYMENT		.0	.0	2,267	.374	.0	(374)	.0	(374)	.0	.0	.0	.0	.0	.532	10/25/2023	IFE
31359Q-FQ-2	FNMA 97-50	SC	06/25/2020	INTEREST ONLY PAYMENT		.0	.0	406	.66	.0	(66)	.0	(66)	.0	.0	.0	.0	.0	.94	10/25/2023	IFE
31359Q-NY-6	FNMA 97-61	PK	06/01/2020	INTEREST ONLY PAYMENT		.0	.0	1,107	.119	.0	(119)	.0	(119)	.0	.0	.0	.0	.0	.172	08/18/2027	IFE
31359Q-UJ-6	FNMA 97-56	OG	06/01/2020	INTEREST ONLY PAYMENT		.0	.0	101	.11	.0	(11)	.0	(11)	.0	.0	.0	.0	.0	.14	09/18/2027	IFE
31359S-BA-7	FNMA 01-8	SD	06/18/2020	INTEREST ONLY PAYMENT		.0	.0	589	.95	.0	(95)	.0	(95)	.0	.0	.0	.0	.0	.217	03/18/2031	IFE
31359S-MU-1	FNMA 01-5	SG	06/17/2020	INTEREST ONLY PAYMENT		.0	.0	3,302	.604	.0	(604)	.0	(604)	.0	.0	.0	.0	.0	1,019	02/17/2031	IFE
31359T-7E-2	FNMA 98-M5	X	06/01/2020	INTEREST ONLY PAYMENT		.0	.0	5	.0	.0	.0	.0	.0	.0	.0	.0	.0	.0	.107	07/25/2028	IFE
31359U-3Y-9	FNMA 98-66	OK	06/25/2020	INTEREST ONLY PAYMENT		.0	.0	1,741	.23	.0	(23)	.0	(23)	.0	.0	.0	.0	.0	.495	12/25/2028	IFE
31359V-F5-7	FNMA 99-22	IO	06/01/2020	INTEREST ONLY PAYMENT		.0	.0	99	.28	.0	(28)	.0	(28)	.0	.0	.0	.0	.0	.44	10/25/2021	IFE
31359V-F7-3	FNMA 99-22	B	06/01/2020	INTEREST ONLY PAYMENT		.0	.0	101	.35	.0	(35)	.0	(35)	.0	.0	.0	.0	.0	.51	12/25/2021	IFE
31359V-F9-9	FNMA 99-22	SI	06/25/2020	INTEREST ONLY PAYMENT		.0	.0	1,991	.331	.0	(331)	.0	(331)	.0	.0	.0	.0	.0	.678	10/25/2022	IFE

E05.4

STATEMENT AS OF JUNE 30, 2020 OF THE VOYA RETIREMENT INSURANCE AND ANNUITY COMPANY

SCHEDULE D - PART 4

Show All Long-Term Bonds and Stock Sold, Redeemed or Otherwise Disposed of During the Current Quarter

1 CUSIP Identification	2 Description	3 Foreign	4 Disposal Date	5 Name of Purchaser	6 Number of Shares of Stock	7 Consideration	8 Par Value	9 Actual Cost	10 Prior Year Book/ Adjusted Carrying Value	Change In Book/Adjusted Carrying Value					16 Book/ Adjusted Carrying Value at Disposal Date	17 Foreign Exchange Gain (Loss) on Disposal	18 Realized Gain (Loss) on Disposal	19 Total Gain (Loss) on Disposal	20 Bond Interest/ Stock Dividends Received During Year	21 Stated Contractual Maturity Date	22 NAIC Designation and Administrative Symbol
										11 Unrealized Valuation Increase/ (Decrease)	12 Current Year's (Amortization)/ Accretion	13 Current Year's Other Than Temporary Impairment Recognized	14 Total Change in Book/ Adjusted Carrying Value (11 + 12 - 13)	15 Total Foreign Exchange in Book /Adjusted Carrying Value							
31359V-LN-1	FNMA 99-7 S		06/25/2020	INTEREST ONLY PAYMENT		0	0	335	97	0	(97)	0	(97)	0	0	0	165	03/25/2029	IFE		
31359V-QM-8	FNMA 99-6 SE		06/17/2020	INTEREST ONLY PAYMENT		0	0	3,383	516	0	(516)	0	(516)	0	0	0	945	02/17/2029	IFE		
31359W-2Y-6	FNMA 99-51 S		06/17/2020	INTEREST ONLY PAYMENT		0	0	2,909	407	0	(407)	0	(407)	0	0	0	743	09/17/2029	IFE		
31359X-6C-8	FNMA 00-18 SC		06/25/2020	INTEREST ONLY PAYMENT		0	0	5,724	816	0	(816)	0	(816)	0	0	0	1,677	10/25/2023	IFE		
31359X-7D-5	FNMA 00-23 SB		06/25/2020	INTEREST ONLY PAYMENT		0	0	4,446	318	0	(318)	0	(318)	0	0	0	756	07/25/2030	IFE		
31359Y-HH-5	FNMA 99-57 SE		06/25/2020	INTEREST ONLY PAYMENT		0	0	1,597	14	0	(14)	0	(14)	0	0	0	604	12/25/2029	IFE		
31359Y-PV-5	FNMA 99-64 SE		06/25/2020	INTEREST ONLY PAYMENT		0	0	1,162	26	0	(26)	0	(26)	0	0	0	462	01/25/2030	IFE		
313603-7H-9	FNMA 90-47 M		04/01/2020	MBS PAYDOWN		0	0	1	1	0	(1)	0	(1)	0	0	0	0	05/25/2020	IFE		
313614-4L-0	FNMA 30YR		06/01/2020	MBS PAYDOWN	81	81	81	88	82	0	(1)	0	(1)	0	81	0	3	08/01/2020	IFE		
31363W-C8-6	FNMA 30YR		06/01/2020	MBS PAYDOWN	24	24	24	28	25	0	0	0	0	0	24	0	1	11/15/2020	IFE		
31364H-K6-3	FNSTR 268	2	06/01/2020	INTEREST ONLY PAYMENT		0	0	468	309	0	(309)	0	(309)	0	0	0	386	02/25/2023	IFE		
31364H-LF-2	FNSTR 111	2	06/01/2020	INTEREST ONLY PAYMENT		0	0	184	36	0	(36)	0	(36)	0	0	0	59	11/25/2021	IFE		
31364H-MB-0	FNSTR 121	2	06/01/2020	INTEREST ONLY PAYMENT		0	0	173	73	0	(73)	0	(73)	0	0	0	116	02/25/2022	IFE		
31364H-N4-5	FNSTR 279	2	06/01/2020	INTEREST ONLY PAYMENT		0	0	2,836	378	0	(378)	0	(378)	0	0	0	565	07/25/2026	IFE		
31364H-NB-9	FNSTR 133	2	06/01/2020	INTEREST ONLY PAYMENT		0	0	202	53	0	(53)	0	(53)	0	0	0	84	04/25/2022	IFE		
31364H-NF-0	FNSTR 135	2	06/01/2020	INTEREST ONLY PAYMENT		0	0	144	43	0	(43)	0	(43)	0	0	0	62	02/25/2022	IFE		
31364H-P4-3	FNSTR 283	2	06/01/2020	INTEREST ONLY PAYMENT		0	0	943	281	0	(281)	0	(281)	0	0	0	424	11/25/2026	IFE		
31364H-RB-2	FNSTR 293	2	06/01/2020	INTEREST ONLY PAYMENT		0	0	206	30	0	(30)	0	(30)	0	0	0	40	12/25/2024	IFE		
31364H-T5-6	FNSTR 300		06/01/2020	MBS PAYDOWN	6,126	6,126	6,126	5,721	6,079	0	47	0	47	0	6,126	0	0	04/25/2028	IFE		
3136A0-J7-3	FNMA 11-86		06/25/2020	INTEREST ONLY PAYMENT		0	0	71,779	4,525	0	(4,525)	0	(4,525)	0	0	0	11,918	09/25/2041	IFE		
3136A1-AU-9	FNMA 11-102A		06/25/2020	INTEREST ONLY PAYMENT		0	0	56,891	3,808	0	(3,808)	0	(3,808)	0	0	0	8,152	10/25/2041	IFE		
3136A1-LJ-2	FNMA 11-99		06/25/2020	INTEREST ONLY PAYMENT		0	0	79,012	1,966	0	(1,966)	0	(1,966)	0	0	0	5,995	10/25/2041	IFE		
3136A1-VV-4	FNMA 11-100E		06/25/2020	INTEREST ONLY PAYMENT		0	0	10,884	533	0	(533)	0	(533)	0	0	0	1,714	04/25/2039	IFE		
3136A1-XZ-3	FNMA 11-107		06/25/2020	INTEREST ONLY PAYMENT		0	0	100,811	0	0	(2,632)	0	(2,632)	0	0	0	7,712	10/25/2041	IFE		
3136A2-3M-3	FNMA 11-144		06/25/2020	INTEREST ONLY PAYMENT		0	0	92,988	4,373	0	(4,373)	0	(4,373)	0	0	0	9,209	01/25/2042	IFE		
3136A2-AT-0	FNMA 11-110		06/25/2020	INTEREST ONLY PAYMENT		0	0	215,394	17,347	0	(17,347)	0	(17,347)	0	0	0	24,900	04/25/2041	IFE		
3136A2-AX-1	FNMA 11-110		06/25/2020	INTEREST ONLY PAYMENT		0	0	87,370	7,100	0	(7,100)	0	(7,100)	0	0	0	10,136	04/25/2041	IFE		
3136A2-CR-2	FNMA 11-110		06/25/2020	INTEREST ONLY PAYMENT		0	0	77,096	5,103	0	(5,103)	0	(5,103)	0	0	0	8,208	04/25/2041	IFE		
3136A2-WA-7	FNMA 11-126		06/25/2020	INTEREST ONLY PAYMENT		0	0	217,973	9,200	0	(9,200)	0	(9,200)	0	0	0	21,321	12/25/2041	IFE		
3136A3-C9-0	FNMA 12-9		06/25/2020	INTEREST ONLY PAYMENT		0	0	132,853	7,112	0	(7,112)	0	(7,112)	0	0	0	17,023	02/25/2042	IFE		
3136A3-JH-5	FNMA 11-137		06/01/2020	INTEREST ONLY PAYMENT		0	0	55,531	8,464	0	(8,464)	0	(8,464)	0	0	0	12,672	01/25/2027	IFE		
3136A4-6A-2	FNMA 12-37D		06/25/2020	INTEREST ONLY PAYMENT		0	0	49,543	2,441	0	(2,441)	0	(2,441)	0	0	0	5,136	01/25/2040	IFE		
3136A4-PY-9	FNMA 12-16		06/25/2020	INTEREST ONLY PAYMENT		0	0	150,233	8,559	0	(8,559)	0	(8,559)	0	0	0	16,593	03/25/2042	IFE		
3136A5-3A-2	FNMA 12-55		06/25/2020	INTEREST ONLY PAYMENT		0	0	161,455	11,158	0	(11,158)	0	(11,158)	0	0	0	20,078	05/25/2042	IFE		
3136A5-BU-9	FNMA 12-40		06/01/2020	INTEREST ONLY PAYMENT		0	0	6,719	2,818	0	(2,818)	0	(2,818)	0	0	0	3,216	06/25/2030	IFE		
3136A5-T4-8	FNMA 12-49		06/25/2020	INTEREST ONLY PAYMENT		0	0	100,109	5,808	0	(5,808)	0	(5,808)	0	0	0	10,310	05/25/2042	IFE		
3136A5-UN-4	FNMA 12-30		06/25/2020	INTEREST ONLY PAYMENT		0	0	96,343	5,387	0	(5,387)	0	(5,387)	0	0	0	12,228	04/25/2042	IFE		
3136A6-LN-2	FNMA 12-62		06/25/2020	INTEREST ONLY PAYMENT		0	0	165,324	8,090	0	(8,090)	0	(8,090)	0	0	0	17,586	06/25/2042	IFE		
3136A6-PZ-1	FNMA 12-61		06/25/2020	INTEREST ONLY PAYMENT		0	0	26,426	1,104	0	(1,104)	0	(1,104)	0	0	0	2,526	06/25/2042	IFE		
3136A6-SE-5	FNMA 12-59		06/25/2020	INTEREST ONLY PAYMENT		0	0	57,446	2,203	0	(2,203)	0	(2,203)	0	0	0	6,812	06/25/2042	IFE		
3136A7-AK-8	FNMA 12-68		06/25/2020	INTEREST ONLY PAYMENT		0	0	130,785	10,375	0	(10,375)	0	(10,375)	0	0	0	19,363	05/25/2031	IFE		
3136A7-E5-7	FHLIC 12-85		06/01/2020	MBS PAYDOWN	116,250	116,250	116,250	95,343	114,870	0	1,380	0	1,380	0	116,250	0	0	08/25/2042	IFE		
3136A7-VL-0	FNMA 12-83		06/25/2020	INTEREST ONLY PAYMENT		0	0	75,755	3,972	0	(3,972)	0	(3,972)	0	0	0	8,479	08/25/2042	IFE		
3136A7-ZJ-4	FNMA 12-83		06/25/2020	INTEREST ONLY PAYMENT		0	0	36,988	1,886	0	(1,886)	0	(1,886)	0	0	0	4,307	08/25/2042	IFE		
3136A8-HQ-6	FNMA 12-93		06/25/2020	INTEREST ONLY PAYMENT		0	0	528,608	27,383	0	(27,383)	0	(27,383)	0	0	0	52,641	09/25/2042	IFE		
3136A8-PF-1	FNMA 12-100		06/25/2020	INTEREST ONLY PAYMENT		0	0	62,997	7,176	0	(7,176)	0	(7,176)	0	0	0	11,664	03/25/2031	IFE		
3136A9-4S-4	FNMA 12-122		06/25/2020	INTEREST ONLY PAYMENT		0	0	100,356	5,011	0	(5,011)	0	(5,011)	0	0	0	8,818	11/25/2042	IFE		
3136A9-EU-8	FNMA 12-111		06/25/2020	INTEREST ONLY PAYMENT		0	0	175,280	8,489	0	(8,489)	0	(8,489)	0	0	0	15,703	10/25/2042	IFE		
3136A9-HB-7	FNMA 12-111		06/25/2020	MBS PAYDOWN	9,616	9,616	9,616	8,354	9,535	0	81	0	81	0	9,616	0	113	10/25/2042	IFE		
3136A9-HT-8	FNMA 12-110		06/01/2020	MBS PAYDOWN	46,221	46,221	46,221	46,649	46,253	0	(32)	0	(32)	0	46,221	0	582	10/25/2042	IFE		
3136A9-Q6-6	FNMA 12-128		06/25/2020	INTEREST ONLY PAYMENT		0	0	158,606	6,942	0	(6,942)	0	(6,942)	0	0	0	14,887	11/25/2042	IFE		
3136A9-QK-7	FNMA 12-128		06/25/2020	INTEREST ONLY PAYMENT		0	0	90,887	3,754	0	(3,754)	0	(3,754)	0	0	0	8,311	06/25/2042	IFE		
3136A9-QR-2	FNMA 12-128		06/25/2020	INTEREST ONLY PAYMENT		0	0	602,677	37,434	0	(37,434)	0	(37,434)	0	0	0	59,886	11/25/2042	IFE		
3136A9-TB-4	FNMA 12-128		06/01/2020	INTEREST ONLY PAYMENT		0	0	61,350	5,317	0	(5,317)	0	(5,317)	0	0	0	6,942	11/25/2032	IFE		
3136A9-TH-1	FNMA 12-128		06/01/2020	INTEREST ONLY PAYMENT		0	0	92,218	7,487	0	(7,487)	0	(7,487)	0	0	0	9,899	11/25/2032	IFE		
3136AA-UP-8	FNMA 12-134		06/25/2020	INTEREST ONLY PAYMENT		0	0	180,558	11,597	0	(11,597)	0	(11,597)	0	0	0	22,728	12/25/2042	IFE		
3136AA-YK-5	FNMA 12-133		06/25/2020	INTEREST ONLY PAYMENT		0	0	126,711	3,416	0	(3,416)	0	(3,416)	0	0	0	9,116	12/25/2042	IFE		
3136AB-4J-9	FNMA 13-2		06/25/2020	INTEREST ONLY PAYMENT		0	0	115,825	4,926	0	(4,926)	0	(4,926)	0	0	0	12,264	02/25/2043	IFE		

STATEMENT AS OF JUNE 30, 2020 OF THE VOYA RETIREMENT INSURANCE AND ANNUITY COMPANY

SCHEDULE D - PART 4

Show All Long-Term Bonds and Stock Sold, Redeemed or Otherwise Disposed of During the Current Quarter

1	2	3	4	5	6	7	8	9	10	Change In Book/Adjusted Carrying Value					16	17	18	19	20	21	22
										11	12	13	14	15							
CUSIP Ident-ification	Description	For-ign	Disposal Date	Name of Purchaser	Number of Shares of Stock	Consid-eration	Par Value	Actual Cost	Prior Year Book/ Adjusted Carrying Value	Unrealized Valuation Increase/(Decrease)	Current Year's (Amor-tization)/ Accretion	Current Year's Other Than Temporary Impairment Recogn-ized	Total Change in Book/ Adjusted Carrying Value (11 + 12 - 13)	Total Foreign Exchange Change in Book /Adjusted Carrying Value	Book/ Adjusted Carrying Value at Disposal Date	Foreign Exchange Gain (Loss) on Disposal	Realized Gain (Loss) on Disposal	Total Gain (Loss) on Disposal	Bond Interest/ Stock Dividends Received During Year	Stated Con-tractual Maturity Date	NAIC Desig-nation and Admini-strative Symbol
3136AB-BB-8	FNMA 12-150		06/25/2020	MBS PAYDOWN		554,972	554,972	442,300	544,085	0	10,887	0	10,887	0	554,972	0	0	0	11,809	01/25/2043	IFE
3136AB-KF-9	FNMA 12-144		06/01/2020	INTEREST ONLY PAYMENT		0	0	31,519	5,267	0	(5,267)	0	(5,267)	0	0	0	0	0	6,882	09/25/2031	IFE
3136AB-N2-5	FNMA 13-6		06/25/2020	INTEREST ONLY PAYMENT		0	0	60,578	3,609	0	(3,609)	0	(3,609)	0	0	0	0	0	6,983	02/25/2043	IFE
3136AB-PB-3	FNMA 12-148		06/01/2020	INTEREST ONLY PAYMENT		0	0	77,924	27,235	0	(27,235)	0	(27,235)	0	0	0	0	0	29,395	11/25/2042	IFE
3136AB-XL-2	FNMA 13-3		06/25/2020	INTEREST ONLY PAYMENT		0	0	183,931	12,849	0	(12,849)	0	(12,849)	0	0	0	0	0	22,132	02/25/2043	IFE
3136AC-JE-2	FNMA 13-17		06/25/2020	INTEREST ONLY PAYMENT		0	0	51,953	2,944	0	(2,944)	0	(2,944)	0	0	0	0	0	5,401	03/25/2043	IFE
3136AD-AW-9	FNMA 13-23		06/25/2020	INTEREST ONLY PAYMENT		0	0	85,159	3,901	0	(3,901)	0	(3,901)	0	0	0	0	0	9,164	03/25/2043	IFE
3136AD-RS-0	FNMA 13-35		06/01/2020	INTEREST ONLY PAYMENT		0	0	35,734	2,038	0	(2,038)	0	(2,038)	0	0	0	0	0	2,841	04/25/2033	IFE
3136AD-W7-0	FNMA 13-43		06/25/2020	INTEREST ONLY PAYMENT		0	0	146,655	10,644	0	(10,644)	0	(10,644)	0	0	0	0	0	21,144	12/25/2042	IFE
3136AD-Y8-8	FNMA 13-43		06/25/2020	INTEREST ONLY PAYMENT		0	0	219,629	11,783	0	(11,783)	0	(11,783)	0	0	0	0	0	23,390	05/25/2043	IFE
3136AE-3M-7	FNMA 13-69		06/25/2020	INTEREST ONLY PAYMENT		0	0	142,339	8,827	0	(8,827)	0	(8,827)	0	0	0	0	0	16,524	05/25/2043	IFE
3136AE-SE-8	FNMA 13-61		06/01/2020	INTEREST ONLY PAYMENT		0	0	29,581	0	0	(3,021)	0	(3,021)	0	0	0	0	0	3,918	04/25/2033	IFE
3136AF-PL-2	FNMA 13-75		06/01/2020	INTEREST ONLY PAYMENT		0	0	7,036	601	0	(601)	0	(601)	0	0	0	0	0	900	09/25/2032	IFE
3136AG-5J-7	FNMA 13-112		06/25/2020	INTEREST ONLY PAYMENT		0	0	64,315	3,330	0	(3,330)	0	(3,330)	0	0	0	0	0	10,896	11/25/2043	IFE
3136AG-CZ-3	FNMA 13-97		06/25/2020	INTEREST ONLY PAYMENT		0	0	34,271	4,545	0	(4,545)	0	(4,545)	0	0	0	0	0	8,069	11/25/2031	IFE
3136AG-EK-4	FNMA 13-98		06/01/2020	MBS PAYDOWN		444,786	444,786	359,238	439,345	0	5,441	0	5,441	0	444,786	0	0	0	0	09/25/2043	IFE
3136AG-GA-4	FNMA 13-92		06/01/2020	MBS PAYDOWN		76,956	76,956	60,489	76,010	0	945	0	945	0	76,956	0	0	0	0	09/25/2043	IFE
3136AG-YK-2	FNMA 13-101		06/25/2020	MBS PAYDOWN		533,360	533,360	370,019	524,131	0	9,229	0	9,229	0	533,360	0	0	0	0	10/25/2043	IFE
3136AG-ZH-8	FNMA 13-101		06/25/2020	MBS PAYDOWN		55,193	55,193	43,257	54,342	0	851	0	851	0	55,193	0	0	0	0	10/25/2043	IFE
3136AH-EV-8	FNMA 13-121		06/25/2020	VARIOUS		26,136,271	26,136,271	17,756,978	18,048,207	0	(1,460,575)	0	(1,460,575)	0	16,587,869	0	9,548,401	9,548,401	2,555,387	12/25/2043	IFE
3136AH-G6-1	FNMA 13-130		06/25/2020	INTEREST ONLY PAYMENT		0	0	354,424	28,138	0	(28,138)	0	(28,138)	0	0	0	0	0	42,226	10/25/2042	IFE
3136AH-NE-6	FNMA 13-128		06/01/2020	MBS PAYDOWN		41,560	41,560	32,852	41,045	0	515	0	515	0	41,560	0	0	0	0	12/25/2043	IFE
3136AH-ZM-5	FNMA 13-130		06/25/2020	INTEREST ONLY PAYMENT		0	0	57,316	5,801	0	(5,801)	0	(5,801)	0	0	0	0	0	8,633	05/25/2043	IFE
3136AJ-CB-0	FNMA 14-2		06/25/2020	INTEREST ONLY PAYMENT		0	0	80,119	4,575	0	(4,575)	0	(4,575)	0	0	0	0	0	10,917	02/25/2044	IFE
3136AJ-F8-4	FNMA 14-26		06/01/2020	MBS PAYDOWN		11,316	11,316	11,774	11,336	0	(20)	0	(20)	0	11,316	0	0	0	76	04/25/2033	IFE
3136AJ-LU-8	FNMA 14-18		06/25/2020	INTEREST ONLY PAYMENT		0	0	132,169	7,841	0	(7,841)	0	(7,841)	0	0	0	0	0	16,468	04/25/2044	IFE
3136AJ-ZD-1	FNMA 14-15		06/01/2020	MBS PAYDOWN		124,043	124,043	99,541	122,029	0	2,014	0	2,014	0	124,043	0	0	0	0	04/25/2044	IFE
3136AK-6Q-1	FNMA 14-65C		06/25/2020	INTEREST ONLY PAYMENT		0	0	86,291	4,303	0	(4,303)	0	(4,303)	0	0	0	0	0	9,916	10/25/2044	IFE
3136AK-DR-1	FNMA 14-31		06/01/2020	INTEREST ONLY PAYMENT		0	0	281,249	23,143	0	(23,143)	0	(23,143)	0	0	0	0	0	29,778	06/25/2044	IFE
3136AL-2Q-3	FNMA 14-84		06/25/2020	INTEREST ONLY PAYMENT		0	0	272,860	19,457	0	(19,457)	0	(19,457)	0	0	0	0	0	39,481	12/25/2044	IFE
3136AL-6A-4	FNMA 14-94		06/01/2020	INTEREST ONLY PAYMENT		0	0	8,294	3,197	0	(3,197)	0	(3,197)	0	0	0	0	0	3,911	10/25/2032	IFE
3136AL-LV-1	FNMA 14-73		06/25/2020	INTEREST ONLY PAYMENT		0	0	34,260	2,383	0	(2,383)	0	(2,383)	0	0	0	0	0	4,465	11/25/2044	IFE
3136AM-KT-5	FANNIE MAE FNMA 14-87 MS		06/25/2020	INTEREST ONLY PAYMENT		0	0	181,115	11,273	0	(11,273)	0	(11,273)	0	0	0	0	0	25,410	01/25/2045	IFE
3136AN-JB-4	FNMA 15-19		06/25/2020	INTEREST ONLY PAYMENT		0	0	222,123	11,809	0	(11,809)	0	(11,809)	0	0	0	0	0	25,812	04/25/2045	IFE
3136AN-MD-6	FNMA 15-25		06/25/2020	INTEREST ONLY PAYMENT		0	0	99,800	6,200	0	(6,200)	0	(6,200)	0	0	0	0	0	16,234	05/25/2045	IFE
3136AN-RY-5	FNMA 15-30		06/25/2020	INTEREST ONLY PAYMENT		0	0	126,301	8,622	0	(8,622)	0	(8,622)	0	0	0	0	0	15,582	05/25/2045	IFE
3136AN-WU-7	FNMA 15-27		06/25/2020	INTEREST ONLY PAYMENT		0	0	395,544	29,370	0	(29,370)	0	(29,370)	0	0	0	0	0	61,669	05/25/2045	IFE
3136AN-X6-9	FNMA 15-42		06/25/2020	INTEREST ONLY PAYMENT		0	0	96,148	0	0	(216)	0	(216)	0	0	0	0	0	2,387	06/25/2045	IFE
3136AP-3X-8	FNMA 15-65		06/01/2020	MBS PAYDOWN		13,089	13,089	11,498	12,908	0	181	0	181	0	13,089	0	0	0	0	09/25/2055	IFE
3136AP-4F-6	FNMA 15-65		06/25/2020	INTEREST ONLY PAYMENT		0	0	47,242	2,840	0	(2,840)	0	(2,840)	0	0	0	0	0	7,677	09/25/2055	IFE
3136AQ-2R-0	FNMA 16-4		06/25/2020	INTEREST ONLY PAYMENT		0	0	278,801	14,592	0	(14,592)	0	(14,592)	0	0	0	0	0	25,987	02/25/2046	IFE
3136AQ-2Z-2	FNMA 16-4		06/25/2020	INTEREST ONLY PAYMENT		0	0	456,873	0	0	(11,905)	0	(11,905)	0	0	0	0	0	28,612	02/25/2046	IFE
3136AQ-4Q-0	FNMA 16-6		06/25/2020	INTEREST ONLY PAYMENT		0	0	168,409	7,637	0	(7,637)	0	(7,637)	0	0	0	0	0	15,007	02/25/2046	IFE
3136AQ-8F-2	FNMA 16-10		06/25/2020	INTEREST ONLY PAYMENT		0	0	142,546	9,411	0	(9,411)	0	(9,411)	0	0	0	0	0	17,263	03/25/2046	IFE
3136AQ-8D-6	FNMA 15-77		05/28/2020	VARIOUS		16,832,342	16,832,342	12,020,984	12,065,787	0	(949,285)	0	(949,285)	0	11,116,502	0	5,715,840	5,715,840	1,567,575	10/25/2045	IFE
3136AQ-GJ-3	FNMA 15-76		06/01/2020	INTEREST ONLY PAYMENT		0	0	104,990	0	0	0	0	0	0	0	0	0	0	2,199	10/25/2045	IFE
3136AQ-HX-1	FNMA 15-82		06/25/2020	INTEREST ONLY PAYMENT		0	0	669,561	37,779	0	(37,779)	0	(37,779)	0	0	0	0	0	103,994	11/25/2045	IFE
3136AQ-KZ-2	FNMA 15-79A		06/25/2020	INTEREST ONLY PAYMENT		0	0	172,369	0	0	(1,649)	0	(1,649)	0	0	0	0	0	5,031	11/25/2045	IFE
3136AQ-RD-4	FNMA 15-84		06/25/2020	INTEREST ONLY PAYMENT		0	0	112,408	6,639	0	(6,639)	0	(6,639)	0	0	0	0	0	19,198	11/25/2045	IFE
3136AQ-WF-3	FNMA 15-87		06/25/2020	INTEREST ONLY PAYMENT		0	0	342,523	20,322	0	(20,322)	0	(20,322)	0	0	0	0	0	53,122	12/25/2045	IFE
3136AQ-X5-4	FNMA 16-5		06/25/2020	INTEREST ONLY PAYMENT		0	0	241,699	14,945	0	(14,945)	0	(14,945)	0	0	0	0	0	27,079	02/25/2046	IFE
3136AR-2Z-0	FNMA 16-28		06/01/2020	INTEREST ONLY PAYMENT		0	0	215,830	14,216	0	(14,216)	0	(14,216)	0	0	0	0	0	20,867	03/25/2038	IFE
3136AR-BD-9	FNMA 16-2		06/25/2020	INTEREST ONLY PAYMENT		0	0	232,028	12,904	0	(12,987)	0	(12,987)	0	0	0	0	0	25,934	02/25/2046	IFE
3136AR-DN-5	FNMA 16-2		06/25/2020	INTEREST ONLY PAYMENT		0	0	195,984	12,971	0	(12,971)	0	(12,971)	0	0	0	0	0	29,668	02/25/2046	IFE
3136AR-DU-9	FNMA 16-2		06/25/2020	INTEREST ONLY PAYMENT		0	0	134,807	8,835	0	(8,835)	0	(8,835)	0	0	0	0	0	21,819	02/25/2046	IFE
3136AR-MA-3	FNMA 16-7		06/25/2020	INTEREST ONLY PAYMENT		0	0	485,113	28,125	0	(28,125)	0	(28,125)	0	0	0	0	0	77,885	02/25/2034	IFE
3136AR-ZW-1	FNMA 16-19		06/01/2020	MBS PAYDOWN		256,660	256,660	208,697	253,776	0	2,885	0	2,885	0	256,660	0	0	0	0	04/25/2046	IFE
3136AS-6H-4	FNMA 16-52		06/25/2020	INTEREST ONLY PAYMENT		0	0	302,051	13,802	0	(13,802)	0	(13,802)	0	0	0	0	0	28,913	08/25/2046	IFE

E05.6

STATEMENT AS OF JUNE 30, 2020 OF THE VOYA RETIREMENT INSURANCE AND ANNUITY COMPANY

SCHEDULE D - PART 4

Show All Long-Term Bonds and Stock Sold, Redeemed or Otherwise Disposed of During the Current Quarter

1 CUSIP Identification	2 Description	3 Foreign	4 Disposal Date	5 Name of Purchaser	6 Number of Shares of Stock	7 Consideration	8 Par Value	9 Actual Cost	10 Prior Year Book/ Adjusted Carrying Value	Change In Book/Adjusted Carrying Value					16 Book/ Adjusted Carrying Value at Disposal Date	17 Foreign Exchange Gain (Loss) on Disposal	18 Realized Gain (Loss) on Disposal	19 Total Gain (Loss) on Disposal	20 Bond Interest/ Stock Dividends Received During Year	21 Stated Contractual Maturity Date	22 NAIC Designation and Administrative Symbol
										11 Unrealized Valuation Increase/ (Decrease)	12 Current Year's (Amortization)/ Accretion	13 Current Year's Other Than Temporary Impairment Recognized	14 Total Change in Book/ Adjusted Carrying Value (11 + 12 - 13)	15 Total Foreign Exchange in Book /Adjusted Carrying Value							
3136AS-HK-5	FNMA 16-24		06/25/2020	INTEREST ONLY PAYMENT		.0	0	165,860	8,722	.0	(8,722)	.0	(8,722)	0	0	0	0	0	19,863	05/25/2046	IFE
3136AS-LH-7	FNMA 16-38		06/25/2020	INTEREST ONLY PAYMENT		.0	0	558,815	25,815	.0	(25,815)	.0	(25,815)	0	0	0	0	0	54,585	06/25/2046	IFE
3136AS-UC-8	FNMA 16-32		06/25/2020	INTEREST ONLY PAYMENT		.0	0	591,839	35,559	.0	(35,559)	.0	(35,559)	0	0	0	0	0	89,851	10/25/2034	IFE
3136AS-V2-9	FNMA 16-42		06/25/2020	INTEREST ONLY PAYMENT		.0	0	108,399	6,709	.0	(6,709)	.0	(6,709)	0	0	0	0	0	17,396	07/25/2046	IFE
3136AS-WIN-2	FNMA 16-46B		06/25/2020	INTEREST ONLY PAYMENT		.0	0	160,644	8,857	.0	(8,857)	.0	(8,857)	0	0	0	0	0	20,497	07/25/2046	IFE
3136AS-WX-0	FNMA 16-43		06/25/2020	INTEREST ONLY PAYMENT		.0	0	292,237	12,948	.0	(12,948)	.0	(12,948)	0	0	0	0	0	25,831	07/25/2046	IFE
3136AT-GL-3	FNMA 16-86		06/25/2020	INTEREST ONLY PAYMENT		.0	0	390,039	19,840	.0	(19,840)	.0	(19,840)	0	0	0	0	0	52,146	11/25/2046	IFE
3136AT-BS-2	FNMA 16-50		06/25/2020	INTEREST ONLY PAYMENT		.0	0	469,988	26,672	.0	(26,672)	.0	(26,672)	0	0	0	0	0	44,490	08/25/2046	IFE
3136AT-BV-5	FNMA 16-50		06/25/2020	INTEREST ONLY PAYMENT		.0	0	29,480	.0	.0	(61)	.0	(61)	0	0	0	0	0	689	08/25/2046	IFE
3136AT-FX-7	FNMA 16-54		06/25/2020	INTEREST ONLY PAYMENT		.0	0	190,018	5,556	.0	(5,556)	.0	(5,556)	0	0	0	0	0	15,121	08/25/2046	IFE
3136AT-K2-9	FNMA 16-72		06/25/2020	INTEREST ONLY PAYMENT		.0	0	424,296	22,163	.0	(22,163)	.0	(22,163)	0	0	0	0	0	36,434	10/25/2046	IFE
3136AT-KN-3	FNMA 16-49		06/25/2020	INTEREST ONLY PAYMENT		.0	0	453,813	28,368	.0	(28,368)	.0	(28,368)	0	0	0	0	0	73,048	08/25/2046	IFE
3136AT-KX-1	FNMA 16-49		06/25/2020	INTEREST ONLY PAYMENT		.0	0	273,447	13,781	.0	(13,781)	.0	(13,781)	0	0	0	0	0	28,712	08/25/2046	IFE
3136AT-NC-4	FNMA 16-60		06/25/2020	INTEREST ONLY PAYMENT		.0	0	150,839	7,859	.0	(7,859)	.0	(7,859)	0	0	0	0	0	20,607	09/25/2046	IFE
3136AU-4G-3	FNMA 17-8		06/25/2020	INTEREST ONLY PAYMENT		.0	0	447,870	2,575	.0	(10,669)	.0	(10,669)	0	0	0	0	0	26,034	02/25/2047	IFE
3136AU-AH-4	FNMA 16-82		06/25/2020	INTEREST ONLY PAYMENT		.0	0	58,234	.0	.0	(121)	.0	(121)	0	0	0	0	0	1,375	11/25/2046	IFE
3136AU-AT-8	FNMA 16-82		05/28/2020	VARIOUS		19,122,705		12,008,489	11,876,556	.0	(772,964)	.0	(772,964)	11,103,593		8,019,113	8,019,113	1,674,044	11/25/2046	IFE	
3136AU-BA-8	FNMA 16-82		06/25/2020	INTEREST ONLY PAYMENT		.0	0	493,181	.0	.0	(9,688)	.0	(9,688)	0	0	0	0	0	24,247	11/25/2046	IFE
3136AU-HU-8	FNMA 16-79		05/28/2020	VARIOUS		31,526,840		19,778,488	19,211,104	.0	(1,265,307)	.0	(1,265,307)	17,945,797		13,581,043	13,581,043	2,736,154	11/25/2046	IFE	
3136AU-KO-3	FNMA 16-84		06/25/2020	INTEREST ONLY PAYMENT		.0	0	383,622	22,658	.0	(22,658)	.0	(22,658)	0	0	0	0	0	34,259	11/25/2046	IFE
3136AV-2E-8	FNMA 17-21		06/25/2020	INTEREST ONLY PAYMENT		.0	0	265,763	14,430	.0	(14,430)	.0	(14,430)	0	0	0	0	0	29,401	04/25/2047	IFE
3136AV-5K-1	FNMA 17-23		06/25/2020	INTEREST ONLY PAYMENT		.0	0	96,298	.0	.0	(1,879)	.0	(1,879)	0	0	0	0	0	6,134	04/25/2047	IFE
3136AV-BX-6	FNMA 17-1		06/01/2020	INTEREST ONLY PAYMENT		.0	0	11,368	2,185	.0	(2,185)	.0	(2,185)	0	0	0	0	0	3,051	09/25/2035	IFE
3136AV-HR-3	FNMA 17-4		06/25/2020	INTEREST ONLY PAYMENT		.0	0	208,856	14,540	.0	(14,540)	.0	(14,540)	0	0	0	0	0	35,100	02/25/2047	IFE
3136AV-JE-0	FNMA 17-4		06/25/2020	INTEREST ONLY PAYMENT		.0	0	113,309	.0	.0	(4,233)	.0	(4,233)	0	0	0	0	0	10,476	02/25/2047	IFE
3136AV-NK-1	FNMA 17-19		06/01/2020	INTEREST ONLY PAYMENT		.0	0	61,345	.0	.0	(717)	.0	(717)	0	0	0	0	0	1,415	03/25/2047	IFE
3136AV-R3-5	FNMA 17-24		06/25/2020	INTEREST ONLY PAYMENT		.0	0	167,007	7,806	.0	(7,806)	.0	(7,806)	0	0	0	0	0	16,646	04/25/2047	IFE
3136AV-WY-1	FNMA 17-9		06/25/2020	INTEREST ONLY PAYMENT		.0	0	164,857	9,214	.0	(9,214)	.0	(9,214)	0	0	0	0	0	26,159	03/25/2047	IFE
3136AW-8F-9	FNMA 17-48		06/25/2020	INTEREST ONLY PAYMENT		.0	0	135,092	8,313	.0	(8,313)	.0	(8,313)	0	0	0	0	0	17,407	07/25/2057	IFE
3136AW-AN-7	FNMA 17-25		06/25/2020	INTEREST ONLY PAYMENT		.0	0	181,940	11,767	.0	(11,767)	.0	(11,767)	0	0	0	0	0	31,936	04/25/2047	IFE
3136AW-FD-4	FNMA 17-33		06/25/2020	INTEREST ONLY PAYMENT		.0	0	619,614	47,308	.0	(47,308)	.0	(47,308)	0	0	0	0	0	67,928	05/25/2039	IFE
3136AW-QF-7	FNMA 17-30		06/25/2020	INTEREST ONLY PAYMENT		.0	0	313,153	15,282	.0	(15,282)	.0	(15,282)	0	0	0	0	0	30,509	05/25/2047	IFE
3136AX-3P-8	FNMA 17-81		06/25/2020	INTEREST ONLY PAYMENT		.0	0	438,828	36,217	.0	(36,217)	.0	(36,217)	0	0	0	0	0	53,566	10/25/2047	IFE
3136AX-A5-4	FNMA 17-69		06/25/2020	INTEREST ONLY PAYMENT		.0	0	421,480	26,097	.0	(26,097)	.0	(26,097)	0	0	0	0	0	46,909	09/25/2047	IFE
3136AX-YA-7	FNMA 17-61		06/25/2020	INTEREST ONLY PAYMENT		.0	0	253,755	7,584	.0	(7,584)	.0	(7,584)	0	0	0	0	0	21,539	08/25/2047	IFE
3136AY-HJ-5	FNMA 17-79		06/25/2020	INTEREST ONLY PAYMENT		.0	0	20,785	1,346	.0	(1,346)	.0	(1,346)	0	0	0	0	0	3,587	10/25/2047	IFE
3136B0-AN-6	FNMA 17-96		06/25/2020	INTEREST ONLY PAYMENT		.0	0	495,355	28,129	.0	(28,129)	.0	(28,129)	0	0	0	0	0	53,407	12/25/2057	IFE
3136B0-X3-5	FNMA 18-11		06/25/2020	INTEREST ONLY PAYMENT		.0	0	1,526,108	130,957	.0	(130,957)	.0	(130,957)	0	0	0	0	0	180,532	12/25/2047	IFE
3136B1-DK-7	FNMA 18-11		06/25/2020	INTEREST ONLY PAYMENT		.0	0	190,193	7,713	.0	(7,713)	.0	(7,713)	0	0	0	0	0	23,376	03/25/2048	IFE
3136B1-JA-3	FNMA 18-15		06/25/2020	INTEREST ONLY PAYMENT		.0	0	231,398	15,340	.0	(15,340)	.0	(15,340)	0	0	0	0	0	25,772	03/25/2048	IFE
3136B1-L9-3	FNMA 18-27		06/25/2020	INTEREST ONLY PAYMENT		.0	0	1,268,200	69,969	.0	(69,969)	.0	(69,969)	0	0	0	0	0	126,484	05/25/2048	IFE
3136B1-N4-2	FNMA 18-28		06/25/2020	INTEREST ONLY PAYMENT		.0	0	248,935	16,647	.0	(16,647)	.0	(16,647)	0	0	0	0	0	37,045	05/25/2048	IFE
3136B1-PH-1	FNMA 18-19		06/25/2020	INTEREST ONLY PAYMENT		.0	0	317,229	20,974	.0	(20,974)	.0	(20,974)	0	0	0	0	0	35,424	04/25/2058	IFE
3136B2-3C-4	FNMA 18-64		06/25/2020	INTEREST ONLY PAYMENT		.0	0	146,043	9,090	.0	(9,090)	.0	(9,090)	0	0	0	0	0	22,655	01/25/2040	IFE
3136B2-3L-4	FNMA 18-63		06/18/2020	VARIOUS		1,051,350		1,739,179	1,756,900	.0	(138,375)	.0	(138,375)	999,408		51,942	51,942	188,170	09/25/2048	IFE	
3136B2-CG-5	FNMA 18-39		06/25/2020	INTEREST ONLY PAYMENT		.0	0	51,559	2,873	.0	(2,873)	.0	(2,873)	0	0	0	0	0	7,821	11/25/2033	IFE
3136B2-FF-4	FNMA 18-45		06/25/2020	INTEREST ONLY PAYMENT		.0	0	121,981	6,618	.0	(6,618)	.0	(6,618)	0	0	0	0	0	19,388	06/25/2041	IFE
3136B3-4B-3	FNMA 19-9		06/25/2020	INTEREST ONLY PAYMENT		.0	0	112,479	.0	.0	(241)	.0	(241)	0	0	0	0	0	2,711	11/25/2036	IFE
3136B3-H5-2	FNMA 19-4		06/25/2020	INTEREST ONLY PAYMENT		.0	0	423,319	15,113	.0	(15,113)	.0	(15,113)	0	0	0	0	0	38,187	02/25/2049	IFE
3136B3-NH-9	FNMA 18-79		06/25/2020	INTEREST ONLY PAYMENT		.0	0	399,264	25,026	.0	(25,026)	.0	(25,026)	0	0	0	0	0	67,444	11/25/2048	IFE
3136B3-VP-2	FNMA 18-83		06/25/2020	INTEREST ONLY PAYMENT		.0	0	419,645	13,221	.0	(27,008)	.0	(27,008)	0	0	0	0	0	49,997	01/25/2049	IFE
3136B3-XT-2	FNMA 18-94		06/25/2020	INTEREST ONLY PAYMENT		.0	0	200,464	13,051	.0	(13,051)	.0	(13,051)	0	0	0	0	0	31,095	01/25/2049	IFE
3136B5-4P-7	FNMA 19-49		06/25/2020	INTEREST ONLY PAYMENT		.0	0	259,835	17,318	.0	(17,318)	.0	(17,318)	0	0	0	0	0	29,188	03/25/2040	IFE
3136B5-4R-3	FNMA 19-49		06/25/2020	INTEREST ONLY PAYMENT		.0	0	271,691	19,494	.0	(19,494)	.0	(19,494)	0	0	0	0	0	31,037	08/25/2037	IFE
3136B5-4S-1	FNMA 19-49		06/25/2020	INTEREST ONLY PAYMENT		.0	0	10,300	828	.0	(828)	.0	(828)	0	0	0	0	0	1,226	06/25/2037	IFE
3136B5-GM-1	FNMA 19-35		05/28/2020	VARIOUS		21,970,174		17,246,340	17,949,209	.0	(1,458,090)	.0	(1,458,090)	16,491,119		5,479,055	5,479,055	2,173,964	07/25/2049	IFE	
3136B5-ME-2	FNMA 19-31		06/25/2020	INTEREST ONLY PAYMENT		.0	0	848,866	61,392	.0	(61,392)	.0	(61,392)	0	0	0	0	0	108,869	07/25/2049	IFE
3136B5-TZ-8	FNMA 19-41		06/25/2020	INTEREST ONLY PAYMENT		.0	0	464,675	39,473	.0	(39,473)	.0	(39,473)	0	0	0	0	0	54,691	08/25/2059	IFE

STATEMENT AS OF JUNE 30, 2020 OF THE VOYA RETIREMENT INSURANCE AND ANNUITY COMPANY

SCHEDULE D - PART 4

Show All Long-Term Bonds and Stock Sold, Redeemed or Otherwise Disposed of During the Current Quarter

1 CUSIP Identification	2 Description	3 Foreign	4 Disposal Date	5 Name of Purchaser	6 Number of Shares of Stock	7 Consideration	8 Par Value	9 Actual Cost	10 Prior Year Book/ Adjusted Carrying Value	Change In Book/Adjusted Carrying Value					16 Book/ Adjusted Carrying Value at Disposal Date	17 Foreign Exchange Gain (Loss) on Disposal	18 Realized Gain (Loss) on Disposal	19 Total Gain (Loss) on Disposal	20 Bond Interest/ Stock Dividends Received During Year	21 Stated Contractual Maturity Date	22 NAIC Designation and Administrative Symbol		
										11 Unrealized Valuation Increase/ (Decrease)	12 Current Year's (Amortization)/ Accretion	13 Current Year's Other Than Temporary Impairment Recognized	14 Total Change in Book/ Adjusted Carrying Value (11 + 12 - 13)	15 Total Foreign Exchange Change in Book /Adjusted Carrying Value									
313666-1K-3	FNR 19-66		06/01/2020	INTEREST ONLY PAYMENT		.0	0	68,065	7,134	.0	(7,134)	.0	(7,134)	.0	.0	.0	.0	.0	.0	9,238	11/25/2049	IFE	
313668-HX-0	FNMA 20-2		06/25/2020	VARIOUS		.0	0	496,948	.0	.0	(5,695)	.0	(5,695)	.0	.0	.0	.0	.0	.0	21,582	02/25/2050	IFE	
313669-A5-6	FNMA 20-26		06/01/2020	VARIOUS		.0	0	98,563	.0	.0	(1,135)	.0	(1,135)	.0	.0	.0	.0	.0	.0	3,731	05/25/2040	IFE	
31368A-FP-4	FNMA 20-38		06/01/2020	INTEREST ONLY PAYMENT		.0	0	245,005	.0	.0	(6,114)	.0	(6,114)	.0	.0	.0	.0	.0	.0	6,343	06/25/2040	IFE	
3136FC-C5-3	FNSTR 366 23		06/01/2020	INTEREST ONLY PAYMENT		.0	0	.354	.113	.0	(.113)	.0	(.113)	.0	.0	.0	.0	.0	.0	.166	10/25/2035	IFE	
3136FC-JF-4	FNSTR 351 16		06/01/2020	INTEREST ONLY PAYMENT		.0	0	.674	.31	.0	(.31)	.0	(.31)	.0	.0	.0	.0	.0	.0	.121	03/25/2034	IFE	
3136FC-M4-5	FNSTR 369 9		06/01/2020	INTEREST ONLY PAYMENT		.0	0	.819	.66	.0	(.66)	.0	(.66)	.0	.0	.0	.0	.0	.0	.88	04/25/2036	IFE	
3136FC-MA-1	FNSTR 354		06/01/2020	MBS PAYDOWN		.0	22,531	19,926	22,335	.0	196	.0	196	.0	22,531	.0	.0	.0	.0	.0	.12	12/25/2034	IFE
3136FC-QN-9	FNSTR 356 18		06/01/2020	INTEREST ONLY PAYMENT		.0	0	.636	.43	.0	(.43)	.0	(.43)	.0	.0	.0	.0	.0	.0	.140	12/25/2034	IFE	
3136FC-ZJ-8	FNSTR 365 9		06/01/2020	INTEREST ONLY PAYMENT		.0	0	.696	.53	.0	(.53)	.0	(.53)	.0	.0	.0	.0	.0	.0	.72	01/25/2036	IFE	
3136FC-ZL-3	FNMA 365 11		06/01/2020	INTEREST ONLY PAYMENT		.0	0	11,777	.918	.0	(.918)	.0	(.918)	.0	.0	.0	.0	.0	.0	1,291	02/01/2036	IFE	
3136FC-ZZ-2	FNSTR 366 3		06/01/2020	INTEREST ONLY PAYMENT		.0	0	1,296	.88	.0	(.88)	.0	(.88)	.0	.0	.0	.0	.0	.0	156	10/25/2035	IFE	
3136FE-AA-0	FNSTR 370		06/01/2020	MBS PAYDOWN		.0	79,090	72,269	78,346	.0	745	.0	745	.0	79,090	.0	.0	.0	.0	.0	.06	06/25/2036	IFE
3136FF-AA-7	FNSTR 380		06/01/2020	MBS PAYDOWN		.0	95,460	85,810	94,602	.0	858	.0	858	.0	95,460	.0	.0	.0	.0	.0	.0	07/25/2037	IFE
3136FL-EY-8	FNSTR 409		06/01/2020	INTEREST ONLY PAYMENT		.0	0	80,234	10,498	.0	(10,498)	.0	(10,498)	.0	.0	.0	.0	.0	.0	13,625	04/25/2027	IFE	
3136FL-FB-7	FNS 409		06/01/2020	INTEREST ONLY PAYMENT		.0	0	23,518	3,839	.0	(3,839)	.0	(3,839)	.0	.0	.0	.0	.0	.0	5,132	05/25/2027	IFE	
31371K-P7-0	FNMA 30YR		06/01/2020	MBS PAYDOWN		.0	422	423	.0	.0	(.1)	.0	(.1)	.0	422	.0	.0	.0	.0	.11	06/01/2032	IFE	
31376M-JB-9	FNMA 30YR		06/01/2020	MBS PAYDOWN		.0	2,735	2,955	2,758	.0	(23)	.0	(23)	.0	2,735	.0	.0	.0	.0	.108	09/01/2021	IFE	
3137AO-AD-7	FHLMC 369		06/01/2020	MBS PAYDOWN		.0	50,063	41,208	49,344	.0	719	.0	719	.0	50,063	.0	.0	.0	.0	.0	.0	07/15/2040	IFE
3137AO-U3-7	FHLMC 3709		06/01/2020	MBS PAYDOWN		.0	107,590	89,828	106,048	.0	1,542	.0	1,542	.0	107,590	.0	.0	.0	.0	.0	.0	08/15/2040	IFE
3137A1-KF-9	FHLMC 3708		06/15/2020	INTEREST ONLY PAYMENT		.0	0	132,230	9,909	.0	(9,909)	.0	(9,909)	.0	.0	.0	.0	.0	.0	16,304	05/15/2040	IFE	
3137A2-N7-2	FHLMC 3756G		06/15/2020	INTEREST ONLY PAYMENT		.0	0	6,722	5,703	.0	(5,703)	.0	(5,703)	.0	.0	.0	.0	.0	.0	8,784	11/15/2038	IFE	
3137A6-6H-0	FHLMC 3792		06/15/2020	MBS PAYDOWN		.0	566,424	1,246,488	615,516	.0	(49,091)	.0	(49,091)	.0	566,424	.0	.0	.0	.0	76,949	06/15/2039	IFE	
3137A6-AT-9	FHLMC 3798C		06/15/2020	INTEREST ONLY PAYMENT		.0	0	58,092	3,411	.0	(3,411)	.0	(3,411)	.0	.0	.0	.0	.0	.0	7,254	01/15/2041	IFE	
3137A7-D7-2	FHLMC 3805J		06/15/2020	INTEREST ONLY PAYMENT		.0	0	14,126	856	.0	(856)	.0	(856)	.0	.0	.0	.0	.0	.0	1,804	06/15/2040	IFE	
3137AA-EU-3	FHLMC 3869		06/15/2020	INTEREST ONLY PAYMENT		.0	0	46,887	2,774	.0	(2,774)	.0	(2,774)	.0	.0	.0	.0	.0	.0	6,450	05/15/2041	IFE	
3137AA-0G-1	FHLMC 3862		06/15/2020	INTEREST ONLY PAYMENT		.0	0	51,132	3,320	.0	(3,320)	.0	(3,320)	.0	.0	.0	.0	.0	.0	7,468	05/15/2041	IFE	
3137AB-AT-8	FHLMC 3852 SL		06/15/2020	MBS PAYDOWN		.0	120,733	117,212	119,167	.0	1,566	.0	1,566	.0	120,733	.0	.0	.0	.0	2,648	05/15/2041	IFE	
3137AC-KF-5	FHLMC 3876		06/15/2020	VARIOUS		.0	0	81,589	.0	.0	(2,135)	.0	(2,135)	.0	.0	.0	.0	.0	.0	3,968	06/15/2041	IFE	
3137AE-UP-8	FHLMC 3914D		06/15/2020	VARIOUS		.0	0	53,037	.0	.0	(1,004)	.0	(1,004)	.0	.0	.0	.0	.0	.0	2,449	06/15/2039	IFE	
3137AF-BF-8	FHLMC 3930A		06/15/2020	INTEREST ONLY PAYMENT		.0	0	40,494	2,722	.0	(2,722)	.0	(2,722)	.0	.0	.0	.0	.0	.0	4,571	10/15/2039	IFE	
3137AF-QU-9	FHLMC 3919		06/15/2020	INTEREST ONLY PAYMENT		.0	0	257,975	14,081	.0	(14,081)	.0	(14,081)	.0	.0	.0	.0	.0	.0	30,916	09/15/2041	IFE	
3137AG-90-1	FHLMC 3943		06/15/2020	INTEREST ONLY PAYMENT		.0	0	35,699	7,589	.0	(7,589)	.0	(7,589)	.0	.0	.0	.0	.0	.0	11,797	02/15/2026	IFE	
3137AH-5B-0	FHLMC 3936		06/15/2020	INTEREST ONLY PAYMENT		.0	0	32,387	6,916	.0	(6,916)	.0	(6,916)	.0	.0	.0	.0	.0	.0	10,370	03/15/2026	IFE	
3137AH-U3-0	FHLMC 3951		06/15/2020	INTEREST ONLY PAYMENT		.0	0	19,423	3,287	.0	(3,287)	.0	(3,287)	.0	.0	.0	.0	.0	.0	6,028	07/15/2026	IFE	
3137AH-YC-6	FHLMC 3954		06/15/2020	INTEREST ONLY PAYMENT		.0	0	279,003	19,264	.0	(19,264)	.0	(19,264)	.0	.0	.0	.0	.0	.0	39,483	11/15/2041	IFE	
3137AJ-BC-7	FHLMC 3958		06/15/2020	INTEREST ONLY PAYMENT		.0	0	67,431	2,545	.0	(2,545)	.0	(2,545)	.0	.0	.0	.0	.0	.0	6,512	11/15/2041	IFE	
3137AK-5F-4	FHLMC 3975		06/01/2020	INTEREST ONLY PAYMENT		.0	0	10,087	1,272	.0	(1,272)	.0	(1,272)	.0	.0	.0	.0	.0	.0	1,711	06/15/2041	IFE	
3137AL-WU-9	FHLMC 3996		06/15/2020	INTEREST ONLY PAYMENT		.0	0	115,871	10,853	.0	(10,853)	.0	(10,853)	.0	.0	.0	.0	.0	.0	17,812	12/15/2040	IFE	
3137AM-QL-4	FHLMC 4012		06/15/2020	INTEREST ONLY PAYMENT		.0	0	105,567	2,669	.0	(2,669)	.0	(2,669)	.0	.0	.0	.0	.0	.0	7,168	03/15/2042	IFE	
3137AP-BY-5	FHLMC 4028		06/01/2020	INTEREST ONLY PAYMENT		.0	0	18,452	24,801	.0	(24,801)	.0	(24,801)	.0	.0	.0	.0	.0	.0	29,442	09/15/2038	IFE	
3137AQ-Q2-7	FHLMC 4039		06/01/2020	INTEREST ONLY PAYMENT		.0	0	79,516	7,727	.0	(7,727)	.0	(7,727)	.0	.0	.0	.0	.0	.0	10,043	05/15/2027	IFE	
3137AQ-SS-8	FHLMC 4047		06/15/2020	INTEREST ONLY PAYMENT		.0	0	84,443	10,747	.0	(10,747)	.0	(10,747)	.0	.0	.0	.0	.0	.0	16,872	04/15/2031	IFE	
3137AR-7L-4	FHLMC 4060		06/15/2020	INTEREST ONLY PAYMENT		.0	0	91,605	4,120	.0	(4,120)	.0	(4,120)	.0	.0	.0	.0	.0	.0	8,387	06/15/2042	IFE	
3137AR-CU-8	FHLMC 4061		06/15/2020	INTEREST ONLY PAYMENT		.0	0	265,179	17,543	.0	(17,543)	.0	(17,543)	.0	.0	.0	.0	.0	.0	27,661	06/15/2042	IFE	
3137AR-FX-9	FHLMC 4062		06/01/2020	INTEREST ONLY PAYMENT		.0	0	9,941	1,273	.0	(1,273)	.0	(1,273)	.0	.0	.0	.0	.0	.0	1,773	02/15/2041	IFE	
3137AR-KM-7	FHLMC 4057		06/15/2020	INTEREST ONLY PAYMENT		.0	0	241,722	7,985	.0	(7,985)	.0	(7,985)	.0	.0	.0	.0	.0	.0	17,180	06/15/2042	IFE	
3137AR-SP-2	FHLMC 4080		06/15/2020	INTEREST ONLY PAYMENT		.0	0	63,954	3,730	.0	(3,730)	.0	(3,730)	.0	.0	.0	.0	.0	.0	8,045	07/15/2042	IFE	
3137AS-FB-5	FHLMC 4076		06/15/2020	INTEREST ONLY PAYMENT		.0	0	38,083	5,455	.0	(5,455)	.0	(5,455)	.0	.0	.0	.0	.0	.0	9,403	11/15/2039	IFE	
3137AT-7E-6	FHLMC 4098		06/01/2020	INTEREST ONLY PAYMENT		.0	0	126,135	9,811	.0	(9,811)	.0	(9,811)	.0	.0	.0	.0	.0	.0	13,625	04/15/2042	IFE	
3137AT-LS-9	FHLMC 4097		06/15/2020	INTEREST ONLY PAYMENT		.0	0	128,322	11,937	.0	(11,937)	.0	(11,937)	.0	.0	.0	.0	.0	.0	18,928	09/15/2031	IFE	
3137AT-VA-7	FHLMC 4113		06/01/2020	INTEREST ONLY PAYMENT		.0	0	53,238	3,518	.0	(3,518)	.0	(3,518)	.0	.0	.0	.0	.0	.0	4,794	09/15/2042	IFE	
3137AT-VD-1	FHLMC 4113		06/15/2020	INTEREST ONLY PAYMENT		.0	0	82,534	4,662	.0	(4,662)	.0	(4,662)	.0	.0	.0	.0	.0	.0	7,695	09/15/2042	IFE	
3137AX-JA-2	FHLMC 4155		06/01/2020	INTEREST ONLY PAYMENT		.0	0	53,293	.0	.0	(4,221)	.0	(4,221)	.0	.0	.0	.0	.0	.0	5,647	01/15/2033	IFE	
3137AX-K8-5	FHLMC 4151		06/01/2020	INTEREST ONLY PAYMENT		.0	0	49,775	.0	.0	(4,043)	.0	(4,043)	.0	.0	.0	.0	.0	.0	5,367	01/15/2033	IFE	
3137AX-T7-8	FHLMC 4156		06/01/2020	INTEREST ONLY PAYMENT		.0	0	42,214	8,909	.0	(8,909)	.0	(8,909)	.0	.0	.0	.0	.0	.0	12,745	10/15/2031	IFE	
3137AY-3X-7	FHLMC 4150		06/01/2020	INTEREST ONLY PAYMENT		.0	0	99,207	.0	.0	(8,048)	.0	(8,048)	.0	.0	.0	.0	.0	.0	10,624	01/15/2033	IFE	
3137AY-AK-7	FHLMC 4150		06/15/2020	INTEREST ONLY PAYMENT		.0	0	119,350	3,975	.0	(3,975)	.0	(3,975)	.0	.0	.0	.0	.0	.0	8,529	01/15/2043	IFE	

STATEMENT AS OF JUNE 30, 2020 OF THE VOYA RETIREMENT INSURANCE AND ANNUITY COMPANY

SCHEDULE D - PART 4

Show All Long-Term Bonds and Stock Sold, Redeemed or Otherwise Disposed of During the Current Quarter

1	2	3	4	5	6	7	8	9	10	Change In Book/Adjusted Carrying Value					16	17	18	19	20	21	22
										11	12	13	14	15							
CUSIP Ident- ification	Description	For- eign	Disposal Date	Name of Purchaser	Number of Shares of Stock	Consid- eration	Par Value	Actual Cost	Prior Year Book/ Adjusted Carrying Value	Unrealized Valuation Increase/ (Decrease)	Current Year's (Amor- tization)/ Accretion	Current Year's Other Than Temporary Impairment Recogn- ized	Total Change in Book/ Adjusted Carrying Value (11 + 12 - 13)	Total Foreign Exchange Change in Book /Adjusted Carrying Value	Book/ Adjusted Carrying Value at Disposal Date	Foreign Exchange Gain (Loss) on Disposal	Realized Gain (Loss) on Disposal	Total Gain (Loss) on Disposal	Bond Interest/ Stock Dividends Received During Year	Stated Con- tractual Maturity Date	NAIC Desig- nation and Admini- strative Symbol
3137AY-SE-2	FHLMC 4165		06/15/2020	INTEREST ONLY PAYMENT			0	112,057	6,802	0	(6,802)	0	(6,802)	0	0	0	0	0	11,203	02/15/2043	IFE
3137B0-4T-8	FHLMC 4175		06/15/2020	INTEREST ONLY PAYMENT			0	102,319	5,642	0	(5,642)	0	(5,642)	0	0	0	0	0	9,151	03/15/2043	IFE
3137B0-B8-6	FHLMC 4183		06/15/2020	INTEREST ONLY PAYMENT			0	65,765	3,061	0	(3,061)	0	(3,061)	0	0	0	0	0	5,700	03/15/2043	IFE
3137B0-GA-6	FHLMC 4174		06/15/2020	INTEREST ONLY PAYMENT			0	17,325	3,286	0	(3,286)	0	(3,286)	0	0	0	0	0	5,105	05/15/2039	IFE
3137B0-RY-2	FHLMC 4186		06/01/2020	INTEREST ONLY PAYMENT			0	56,880	3,067	0	(3,067)	0	(3,067)	0	0	0	0	0	4,441	03/15/2033	IFE
3137B1-AB-8	FHLMC 4179		06/01/2020	INTEREST ONLY PAYMENT			0	24,843	8,057	0	(8,057)	0	(8,057)	0	0	0	0	0	10,688	12/15/2030	IFE
3137B1-HX-3	FHLMC 4193		06/15/2020	MBS PAYDOWN		56,966	56,966	61,906	56,734	0	232	0	232	0	56,966	0	0	0	2,598	04/15/2043	IFE
3137B1-MD-1	FHLMC 4198		06/01/2020	INTEREST ONLY PAYMENT			0	26,001	0	0	(3,050)	0	(3,050)	0	0	0	0	0	3,752	01/15/2033	IFE
3137B2-3C-2	FHLMC 4211		06/15/2020	INTEREST ONLY PAYMENT			0	92,523	8,714	0	(8,714)	0	(8,714)	0	0	0	0	0	19,225	04/15/2035	IFE
3137B2-EV-8	FHLMC 4203		06/15/2020	MBS PAYDOWN		7,272	7,272	7,172	7,272	0	48	0	48	0	7,272	0	0	0	157	05/15/2033	IFE
3137B3-LJ-5	FHLMC 4240		06/01/2020	INTEREST ONLY PAYMENT			0	15,908	1,116	0	(1,116)	0	(1,116)	0	0	0	0	0	1,568	11/15/2042	IFE
3137B3-WH-7	FHLMC 4245		06/15/2020	INTEREST ONLY PAYMENT			0	96,495	4,417	0	(4,417)	0	(4,417)	0	0	0	0	0	8,292	08/15/2043	IFE
3137B4-PX-8	FHLMC 4246		06/15/2020	INTEREST ONLY PAYMENT			0	338,944	25,079	0	(25,079)	0	(25,079)	0	0	0	0	0	39,802	02/15/2036	IFE
3137B5-CY-7	FHLMC 4254		06/01/2020	MBS PAYDOWN		879,611	879,611	504,677	859,080	0	20,531	0	20,531	0	879,611	0	0	0	0	06/15/2043	IFE
3137B5-QN-6	FHLMC 4263		06/15/2020	INTEREST ONLY PAYMENT			0	100,059	5,782	0	(5,782)	0	(5,782)	0	0	0	0	0	15,161	11/15/2043	IFE
3137B5-SC-8	FHLMC 4265		06/15/2020	INTEREST ONLY PAYMENT			0	93,025	2,375	0	(2,375)	0	(2,375)	0	0	0	0	0	4,565	11/15/2043	IFE
3137B6-CY-5	FHLMC 4272		06/15/2020	INTEREST ONLY PAYMENT			0	131,617	7,176	0	(7,176)	0	(7,176)	0	0	0	0	0	18,147	11/15/2043	IFE
3137B6-CZ-2	FHLMC 4272		06/15/2020	INTEREST ONLY PAYMENT			0	34,856	3,064	0	(3,064)	0	(3,064)	0	0	0	0	0	5,546	11/15/2043	IFE
3137B6-D4-0	FHLMC 4272		06/15/2020	INTEREST ONLY PAYMENT			0	131,583	9,520	0	(9,520)	0	(9,520)	0	0	0	0	0	15,221	06/15/2038	IFE
3137B6-V5-7	FHLMC 4286		06/15/2020	INTEREST ONLY PAYMENT			0	93,011	6,530	0	(6,530)	0	(6,530)	0	0	0	0	0	11,275	12/15/2043	IFE
3137B7-ER-6	FHLMC 4290		06/15/2020	INTEREST ONLY PAYMENT			0	141,914	4,448	0	(4,448)	0	(4,448)	0	0	0	0	0	12,846	07/15/2035	IFE
3137B7-PE-4	FHLMC 4351		06/15/2020	INTEREST ONLY PAYMENT			0	126,375	6,041	0	(6,041)	0	(6,041)	0	0	0	0	0	15,868	06/15/2044	IFE
3137B7-R8-5	FHLMC 4347		06/15/2020	INTEREST ONLY PAYMENT			0	169,636	9,730	0	(9,730)	0	(9,730)	0	0	0	0	0	21,062	06/15/2054	IFE
3137B7-NN-1	FHLMC 4360		06/15/2020	INTEREST ONLY PAYMENT			0	40,915	4,108	0	(4,108)	0	(4,108)	0	0	0	0	0	5,811	07/15/2044	IFE
3137B7-PL-6	FHLMC 4365		06/01/2020	INTEREST ONLY PAYMENT			0	73,347	5,879	0	(5,879)	0	(5,879)	0	0	0	0	0	8,465	12/15/2036	IFE
3137B7-L7-9	FHLMC 4384		06/15/2020	INTEREST ONLY PAYMENT			0	306,827	18,440	0	(18,440)	0	(18,440)	0	0	0	0	0	29,634	09/15/2044	IFE
3137B7-WC-6	FHLMC 4385		06/15/2020	INTEREST ONLY PAYMENT			0	149,162	9,492	0	(9,492)	0	(9,492)	0	0	0	0	0	18,192	05/15/2044	IFE
3137B7-S0-5	FHLMC 4386		06/15/2020	INTEREST ONLY PAYMENT			0	192,064	12,568	0	(12,568)	0	(12,568)	0	0	0	0	0	23,727	09/15/2044	IFE
3137B7-W8-0	FHLMC 4417		06/01/2020	MBS PAYDOWN		289,799	289,799	240,534	286,302	0	3,498	0	3,498	0	289,799	0	0	0	0	06/15/2041	IFE
3137B7-FU-8	FHLMC 4436		06/15/2020	INTEREST ONLY PAYMENT			0	145,949	4,621	0	(4,621)	0	(4,621)	0	0	0	0	0	11,849	02/15/2045	IFE
3137B7-QU-0	FHLMC 4464		06/15/2020	INTEREST ONLY PAYMENT			0	197,446	10,506	0	(10,506)	0	(10,506)	0	0	0	0	0	17,934	04/15/2045	IFE
3137B7-LU-0	FHLMC 4507		06/15/2020	INTEREST ONLY PAYMENT			0	341,405	25,368	0	(25,368)	0	(25,368)	0	0	0	0	0	44,438	09/15/2045	IFE
3137B7-M-0	FHLMC 4526		06/15/2020	INTEREST ONLY PAYMENT			0	195,886	10,256	0	(10,256)	0	(10,256)	0	0	0	0	0	18,357	11/15/2045	IFE
3137B7-CE-4	FHLMC 4541		06/01/2020	INTEREST ONLY PAYMENT			0	130,846	0	0	(8,378)	0	(8,378)	0	0	0	0	0	11,488	12/15/2045	IFE
3137B7-3A-0	FHLMC 4550		06/15/2020	INTEREST ONLY PAYMENT			0	150,022	9,214	0	(9,214)	0	(9,214)	0	0	0	0	0	17,685	02/15/2046	IFE
3137B7-FF-1	FHLMC 4585		06/15/2020	INTEREST ONLY PAYMENT			0	238,394	0	0	(5,371)	0	(5,371)	0	0	0	0	0	10,792	05/15/2046	IFE
3137B7-HL-6	FHLMC 4582		06/15/2020	INTEREST ONLY PAYMENT			0	473,655	28,206	0	(28,206)	0	(28,206)	0	0	0	0	0	46,351	05/15/2046	IFE
3137B7-XJ-3	FHLMC 4587		06/15/2020	INTEREST ONLY PAYMENT			0	244,920	14,842	0	(14,842)	0	(14,842)	0	0	0	0	0	31,367	06/15/2046	IFE
3137B7-BG-9	FHLMC 4608		06/15/2020	INTEREST ONLY PAYMENT			0	554,785	0	0	(1,053)	0	(1,053)	0	0	0	0	0	12,460	05/15/2040	IFE
3137B7-CG-8	FHLMC 4611		06/15/2020	INTEREST ONLY PAYMENT			0	118,693	8,515	0	(8,515)	0	(8,515)	0	0	0	0	0	16,626	06/15/2041	IFE
3137B7-FM-2	FHLMC 4607		06/15/2020	INTEREST ONLY PAYMENT			0	123,437	8,314	0	(8,314)	0	(8,314)	0	0	0	0	0	23,390	08/15/2046	IFE
3137B7-PF-6	FHLMC 4604		06/15/2020	INTEREST ONLY PAYMENT			0	42,233	0	0	(99)	0	(99)	0	0	0	0	0	951	08/15/2046	IFE
3137B7-SF-3	FHLMC 4612		06/15/2020	INTEREST ONLY PAYMENT			0	169,403	8,551	0	(8,551)	0	(8,551)	0	0	0	0	0	16,218	09/15/2046	IFE
3137B7-S2-8	FHLMC 4620		06/15/2020	INTEREST ONLY PAYMENT			0	421,521	27,868	0	(27,868)	0	(27,868)	0	0	0	0	0	57,203	10/15/2046	IFE
3137B7-HH-9	FHLMC 4621		06/15/2020	INTEREST ONLY PAYMENT			0	70,440	3,472	0	(3,472)	0	(3,472)	0	0	0	0	0	6,999	10/15/2046	IFE
3137B7-XP-1	FHLMC 4651		06/15/2020	INTEREST ONLY PAYMENT			0	91,937	0	0	(213)	0	(213)	0	0	0	0	0	2,040	01/15/2047	IFE
3137B7-SX-8	FHLMC 4669		06/15/2020	INTEREST ONLY PAYMENT			0	210,601	13,150	0	(13,150)	0	(13,150)	0	0	0	0	0	34,093	03/15/2044	IFE
3137B7-RG-1	FHLMC 4664		06/15/2020	INTEREST ONLY PAYMENT			0	158,413	9,924	0	(9,924)	0	(9,924)	0	0	0	0	0	18,227	03/15/2047	IFE
3137B7-SJ-2	FHLMC 4685		06/15/2020	INTEREST ONLY PAYMENT			0	73,704	3,559	0	(3,559)	0	(3,559)	0	0	0	0	0	8,654	05/15/2047	IFE
3137B7-WY-4	FHLMC 4684		06/01/2020	INTEREST ONLY PAYMENT			0	256,955	16,390	0	(16,390)	0	(16,390)	0	0	0	0	0	26,093	05/15/2047	IFE
3137B7-PE-4	FHLMC 4692		06/15/2020	INTEREST ONLY PAYMENT			0	392,572	14,126	0	(14,126)	0	(14,126)	0	0	0	0	0	34,273	06/15/2047	IFE
3137F1-YG-7	FHLMC 4705		06/15/2020	INTEREST ONLY PAYMENT			0	236,143	13,823	0	(13,823)	0	(13,823)	0	0	0	0	0	30,116	01/15/2039	IFE
3137F5-RN-1	FHLMC 4785		06/15/2020	INTEREST ONLY PAYMENT			0	866,420	105,387	0	(105,387)	0	(105,387)	0	0	0	0	0	143,811	05/15/2048	IFE
3137FA-QF-8	FHMS_K103		06/01/2020	INTEREST ONLY PAYMENT			0	6,793	280	0	(280)	0	(280)	0	0	0	0	0	421	06/25/2027	IFE
3137FB-X8-4	FHLMC 4739		06/15/2020	INTEREST ONLY PAYMENT			0	504,813	18,037	0	(18,037)	0	(18,037)	0	0	0	0	0	43,655	12/15/2047	IFE
3137FB-YH-3	FHLMC 4737		06/01/2020	INTEREST ONLY PAYMENT			0	85,699	0	0	(5,153)	0	(5,153)	0	0	0	0	0	7,502	12/15/2047	IFE
3137FC-ZC-1	FHLMC 4748		06/15/2020	INTEREST ONLY PAYMENT			0	153,842	12,765	0	(12,765)	0	(12,765)	0	0	0	0	0	20,457	08/15/2047	IFE
3137FD-B7-6	FHLMC 4751		06/15/2020	INTEREST ONLY PAYMENT			0	354,082	0	0	(717)	0	(717)	0	0	0	0	0	8,166	03/15/2039	IFE

E05.9

STATEMENT AS OF JUNE 30, 2020 OF THE VOYA RETIREMENT INSURANCE AND ANNUITY COMPANY

SCHEDULE D - PART 4

Show All Long-Term Bonds and Stock Sold, Redeemed or Otherwise Disposed of During the Current Quarter

1	2	3	4	5	6	7	8	9	10	Change In Book/Adjusted Carrying Value					16	17	18	19	20	21	22
										11	12	13	14	15							
CUSIP Identification	Description	Foreign	Disposal Date	Name of Purchaser	Number of Shares of Stock	Consideration	Par Value	Actual Cost	Prior Year Book/Adjusted Carrying Value	Unrealized Valuation Increase/(Decrease)	Current Year's (Amortization)/Accretion	Current Year's Other Than Temporary Impairment Recognized	Total Change in Book/Adjusted Carrying Value (11 + 12 - 13)	Total Foreign Exchange Change in Book /Adjusted Carrying Value	Book/Adjusted Carrying Value at Disposal Date	Foreign Exchange Gain (Loss) on Disposal	Realized Gain (Loss) on Disposal	Total Gain (Loss) on Disposal	Bond Interest/Stock Dividends Received During Year	Stated Contractual Maturity Date	NAIC Designation and Administrative Symbol
3137FD-B9-2	FHLIC 4751		06/15/2020	INTEREST ONLY PAYMENT		.0		52,538	.0	.0	(106)	.0	(106)	.0	.0	.0	.0	.0	1,224	07/15/2040	IFE
3137FH-AE-3	FHLIC 4824		06/01/2020	INTEREST ONLY PAYMENT		.0		457,944	39,164	.0	(39,164)	.0	(39,164)	.0	.0	.0	.0	.0	49,966	04/15/2045	IFE
3137FL-ZV-9	FHLIC 4887		06/15/2020	INTEREST ONLY PAYMENT		.0		345,742	23,361	.0	(23,361)	.0	(23,361)	.0	.0	.0	.0	.0	49,297	09/15/2038	IFE
3137FP-D9-3	FHLIC 4917		06/25/2020	INTEREST ONLY PAYMENT		.0		366,067	22,587	.0	(22,587)	.0	(22,587)	.0	.0	.0	.0	.0	39,200	10/25/2049	IFE
3137FP-XW-0	FHLIC 4923		06/15/2020	INTEREST ONLY PAYMENT		.0		179,549	10,858	.0	(10,858)	.0	(10,858)	.0	.0	.0	.0	.0	20,132	10/15/2039	IFE
3137FT-FU-6	FHMS K738		06/01/2020	INTEREST ONLY PAYMENT		.0		.9	.0	.0	.0	.0	.0	.0	.0	.0	.0	.0	.0	01/25/2027	IFE
3137FT-G2-7	FHMS K109		06/01/2020	INTEREST ONLY PAYMENT		.0		.489	.0	.0	.0	.0	.0	.0	.0	.0	.0	.0	.6	04/25/2030	IFE
3137G0-AD-1	STACR_13-DN2		06/25/2020	MBS PAYDOWN	204,546		204,546	218,269	205,938	.0	(1,392)	.0	(1,392)	.0	204,546	.0	.0	.0	4,556	11/25/2023	1
3137G0-BK-4	STACR_14-DN3		06/25/2020	MBS PAYDOWN	865,405		865,405	868,087	867,906	.0	(2,502)	.0	(2,502)	.0	865,405	.0	.0	.0	19,714	08/25/2024	1
3137G0-CU-1	STACR_14-DN4		06/25/2020	MBS PAYDOWN	188,458		188,458	187,069	187,522	.0	.935	.0	.935	.0	188,458	.0	.0	.0	4,764	10/25/2024	1
3137G0-DF-3	STACR_14-HQ3		06/25/2020	MBS PAYDOWN	495,945		495,945	489,749	495,914	.0	.31	.0	.31	.0	495,945	.0	.0	.0	12,918	10/25/2024	1
3137G0-EJ-4	STACR_15-HQ1		06/25/2020	MBS PAYDOWN	498,895		498,895	459,744	493,044	.0	5,851	.0	5,851	.0	498,895	.0	.0	.0	11,004	03/25/2025	1
3137G0-HJ-1	STACR_15-HQA2		06/25/2020	MBS PAYDOWN	717,052		717,052	816,152	730,019	.0	(12,967)	.0	(12,967)	.0	717,052	.0	.0	.0	21,421	05/25/2028	1
3137G0-HI-2	STACR_2016-DNA1		06/25/2020	MBS PAYDOWN	231,246		231,246	253,988	234,902	.0	(3,656)	.0	(3,656)	.0	231,246	.0	.0	.0	7,334	07/25/2028	1
3137G0-JU-4	STACR_16-DNA2		06/25/2020	MBS PAYDOWN	1,699,478		1,699,478	1,839,751	1,722,184	.0	(22,706)	.0	(22,706)	.0	1,699,478	.0	.0	.0	43,757	10/25/2028	1
3137G0-KE-8	STACR_16-HQA2		06/25/2020	MBS PAYDOWN	458,718		458,718	501,866	465,702	.0	(6,984)	.0	(6,984)	.0	458,718	.0	.0	.0	14,531	11/25/2028	1
3137G0-KG-3	STACR_16-HQA2		06/25/2020	MBS PAYDOWN	1,417,152		1,417,152	1,458,426	1,592,137	.0	(41,274)	.0	(41,274)	.0	1,417,152	.0	.0	.0	35,937	11/25/2028	1
3137G0-KQ-1	STACR_16-DNA3		06/25/2020	MBS PAYDOWN	3,543,679		3,543,679	3,896,728	3,594,233	.0	(50,553)	.0	(50,553)	.0	3,543,679	.0	.0	.0	95,823	12/25/2028	1
3137G0-RL-5	STACR_17-HQA3		06/25/2020	MBS PAYDOWN	337,204		337,204	342,262	338,009	.0	(805)	.0	(805)	.0	337,204	.0	.0	.0	5,237	04/25/2030	1
3137G0-TU-3	STACR_18-DNA1		06/25/2020	INTEREST ONLY PAYMENT		.0		30,238	18,553	.0	(18,553)	.0	(18,553)	.0	.0	.0	.0	.0	17,900	07/25/2030	2FE
3137GA-4S-3	FHLIC 3730B		06/01/2020	INTEREST ONLY PAYMENT		.0		39,628	7,616	.0	(7,616)	.0	(7,616)	.0	.0	.0	.0	.0	9,331	03/15/2040	IFE
3137GA-LT-2	FHLIC 3736		06/15/2020	INTEREST ONLY PAYMENT		.0		101,096	4,376	.0	(4,376)	.0	(4,376)	.0	.0	.0	.0	.0	11,448	10/15/2040	IFE
3137GA-N7-8	FHLIC 3746 SA		06/15/2020	INTEREST ONLY PAYMENT		.0		53,055	4,621	.0	(4,621)	.0	(4,621)	.0	.0	.0	.0	.0	8,251	07/15/2040	IFE
31384V-MN-9	FNMA 30YR		06/01/2020	MBS PAYDOWN	2,541		2,541	2,633	2,553	.0	(12)	.0	(12)	.0	2,541	.0	.0	.0	95	01/01/2025	IFE
31384V-YE-9	FNMA 30YR		06/01/2020	MBS PAYDOWN	106,577		106,577	112,239	107,736	.0	(1,159)	.0	(1,159)	.0	106,577	.0	.0	.0	1,954	01/01/2041	IFE
3138AN-4C-4	FANNIE MAE		06/01/2020	MBS PAYDOWN	828,425		828,425	861,433	832,230	.0	(3,805)	.0	(3,805)	.0	828,425	.0	.0	.0	14,711	09/01/2041	IFE
3138AN-C6-8	FANNIE MAE		06/01/2020	MBS PAYDOWN	169,783		169,783	180,527	170,337	.0	(555)	.0	(555)	.0	169,783	.0	.0	.0	3,259	08/01/2041	IFE
3138AN-DY-6	FANNIE MAE		06/01/2020	MBS PAYDOWN	605,854		605,854	630,656	607,439	.0	(1,586)	.0	(1,586)	.0	605,854	.0	.0	.0	10,283	08/01/2041	IFE
3138AP-03-5	FANNIE MAE		06/01/2020	MBS PAYDOWN	80,026		80,026	83,496	80,087	.0	(62)	.0	(62)	.0	80,026	.0	.0	.0	1,184	09/01/2041	IFE
3138AS-SC-7	FANNIE MAE		06/01/2020	MBS PAYDOWN	372,300		372,300	397,896	374,600	.0	(2,300)	.0	(2,300)	.0	372,300	.0	.0	.0	7,511	09/01/2041	IFE
3138AW-HC-0	FANNIE MAE		06/01/2020	MBS PAYDOWN	174,126		174,126	181,826	174,836	.0	(710)	.0	(710)	.0	174,126	.0	.0	.0	3,200	12/01/2041	IFE
3138EN-GF-0	FNMA 30YR		06/01/2020	MBS PAYDOWN	741,015		741,015	765,214	742,308	.0	(1,292)	.0	(1,292)	.0	741,015	.0	.0	.0	8,981	06/01/2044	IFE
3138ER-YH-7	FNMA 30YR		06/01/2020	MBS PAYDOWN	2,784,419		2,784,419	2,793,555	2,785,368	.0	(950)	.0	(950)	.0	2,784,419	.0	.0	.0	47,124	11/01/2046	IFE
3138ET-BF-8	FNMA 30YR		06/01/2020	MBS PAYDOWN	13,840		13,840	14,252	14,252	.0	(412)	.0	(412)	.0	13,840	.0	.0	.0	73	10/01/2043	IFE
3138WG-AC-8	FNMA 30YR		06/01/2020	MBS PAYDOWN	607,892		607,892	628,527	611,991	.0	(4,099)	.0	(4,099)	.0	607,892	.0	.0	.0	9,207	12/01/2045	IFE
3138WY-A9-8	FNMA 30YR		06/01/2020	MBS PAYDOWN	226,841		226,841	239,175	228,958	.0	(117)	.0	(117)	.0	226,841	.0	.0	.0	5,088	08/01/2043	IFE
3138X5-ZX-8	FNMA 30YR		06/01/2020	MBS PAYDOWN	1,735		1,735	1,829	1,748	.0	(14)	.0	(14)	.0	1,735	.0	.0	.0	33	08/01/2043	IFE
3138X8-LE-9	FNMA 30YR		06/01/2020	MBS PAYDOWN	4,731		4,731	4,988	4,760	.0	(29)	.0	(29)	.0	4,731	.0	.0	.0	89	09/01/2043	IFE
313920-QK-9	FNMA 01-38 SA		06/25/2020	INTEREST ONLY PAYMENT		.0		1,818	135	.0	(135)	.0	(135)	.0	.0	.0	.0	.0	412	08/25/2031	IFE
313920-ZJ-2	FNMA 01-46 S		06/18/2020	INTEREST ONLY PAYMENT		.0		8,678	653	.0	(653)	.0	(653)	.0	.0	.0	.0	.0	2,273	09/18/2031	IFE
313921-A9-9	FNMA 01-59 S		06/25/2020	INTEREST ONLY PAYMENT		.0		5,058	278	.0	(278)	.0	(278)	.0	.0	.0	.0	.0	884	11/25/2031	IFE
313921-GK-8	FNMA 01-56 SG		06/25/2020	INTEREST ONLY PAYMENT		.0		2,791	14	.0	(14)	.0	(14)	.0	.0	.0	.0	.0	1,290	10/25/2031	IFE
313921-JE-9	FNMA 01-57 S		06/25/2020	INTEREST ONLY PAYMENT		.0		1,569	102	.0	(102)	.0	(102)	.0	.0	.0	.0	.0	240	06/25/2031	IFE
313921-U8-9	FNMA 01-80 Q1		06/25/2020	INTEREST ONLY PAYMENT		.0		3,149	84	.0	(84)	.0	(84)	.0	.0	.0	.0	.0	228	09/25/2031	IFE
31392A-DM-7	FNMA 01-62 SC		06/25/2020	INTEREST ONLY PAYMENT		.0		2,538	164	.0	(164)	.0	(164)	.0	.0	.0	.0	.0	390	11/25/2031	IFE
31392A-NC-8	FNMA 01-50 SQ		06/25/2020	INTEREST ONLY PAYMENT		.0		1,602	104	.0	(104)	.0	(104)	.0	.0	.0	.0	.0	246	11/25/2031	IFE
31392A-VG-0	FNMA 01-63 SA		06/18/2020	INTEREST ONLY PAYMENT		.0		2,369	158	.0	(158)	.0	(158)	.0	.0	.0	.0	.0	361	12/18/2031	IFE
31392B-UJ-6	FNMA 02-10 SA		06/25/2020	INTEREST ONLY PAYMENT		.0		1,242	26	.0	(26)	.0	(26)	.0	.0	.0	.0	.0	429	02/25/2032	IFE
31392B-5X-0	FNMA 02-10 SE		06/25/2020	INTEREST ONLY PAYMENT		.0		1,625	109	.0	(109)	.0	(109)	.0	.0	.0	.0	.0	268	01/25/2032	IFE
31392B-6J-0	FNMA 02-10 Q1		06/25/2020	INTEREST ONLY PAYMENT		.0		2,377	82	.0	(82)	.0	(82)	.0	.0	.0	.0	.0	151	10/25/2031	IFE
31392B-6K-7	FNMA 02-10 QJ		06/25/2020	INTEREST ONLY PAYMENT		.0		1,774	73	.0	(73)	.0	(73)	.0	.0	.0	.0	.0	137	10/25/2031	IFE
31392B-6S-0	FNMA 02-10 QT		06/25/2020	MBS PAYDOWN	20,591		20,591	23,608	20,296	.0	295	.0	295	.0	20,591	.0	.0	.0	1,311	10/25/2031	IFE
31392B-JJ-6	FNMA 01-72 SI		06/25/2020	MBS PAYDOWN	2,006		2,006	2,637	2,042	.0	(36)	.0	(36)	.0	2,006	.0					

STATEMENT AS OF JUNE 30, 2020 OF THE VOYA RETIREMENT INSURANCE AND ANNUITY COMPANY

SCHEDULE D - PART 4

Show All Long-Term Bonds and Stock Sold, Redeemed or Otherwise Disposed of During the Current Quarter

1 CUSIP Ident- ification	2 Description	3 For- eign	4 Disposal Date	5 Name of Purchaser	6 Number of Shares of Stock	7 Consid- eration	8 Par Value	9 Actual Cost	10 Prior Year Book/ Adjusted Carrying Value	Change In Book/Adjusted Carrying Value					16 Book/ Adjusted Carrying Value at Disposal Date	17 Foreign Exchange Gain (Loss) on Disposal	18 Realized Gain (Loss) on Disposal	19 Total Gain (Loss) on Disposal	20 Bond Interest/ Stock Dividends Received During Year	21 Stated Con- tractual Maturity Date	22 NAIC Desig- nation and Admin- istrative Symbol
										11 Unrealized Valuation Increase/ (Decrease)	12 Current Year's (Amor- tization)/ Accretion	13 Current Year's Other Than Temporary Impairment Recogn- ized	14 Total Change in Book/ Adjusted Carrying Value (11 + 12 - 13)	15 Total Foreign Exchange Change in Book /Adjusted Carrying Value							
31392C-6U-3	FNMA_02-25 SX		06/25/2020	INTEREST ONLY PAYMENT		.0		.641	15	.0	(15)	.0	(15)	.0	.0	.0	.0	.0	.334	04/25/2032	IFE
31392C-N2-6	FNMA_02-34 SA		06/18/2020	INTEREST ONLY PAYMENT		.0		2,467	221	.0	(221)	.0	(221)	.0	.0	.0	.0	.0	.440	05/18/2032	IFE
31392C-04-9	FNMA_02-34 SE		06/18/2020	INTEREST ONLY PAYMENT		.0		9,702	823	.0	(823)	.0	(823)	.0	.0	.0	.0	.0	1,637	05/18/2032	IFE
31392C-RB-2	FNMA_02-21 SD		06/25/2020	INTEREST ONLY PAYMENT		.0		1,676	22	.0	(22)	.0	(22)	.0	.0	.0	.0	.0	.617	04/25/2032	IFE
31392C-UN-2	FNMA_02-16 SN		06/25/2020	INTEREST ONLY PAYMENT		.0		.231	19	.0	(19)	.0	(19)	.0	.0	.0	.0	.0	.41	01/25/2032	IFE
31392D-A0-5	FNMA_02-28 SB		06/25/2020	INTEREST ONLY PAYMENT		.0		1,196	156	.0	(156)	.0	(156)	.0	.0	.0	.0	.0	.304	05/25/2032	IFE
31392D-0F-2	FNMA_02-39 ST		06/18/2020	INTEREST ONLY PAYMENT		.0		1,094	101	.0	(101)	.0	(101)	.0	.0	.0	.0	.0	.236	06/18/2032	IFE
31392D-SC-7	FNMA_02-44 SJ		06/25/2020	INTEREST ONLY PAYMENT		.0		3,688	225	.0	(225)	.0	(225)	.0	.0	.0	.0	.0	.553	04/25/2032	IFE
31392D-VZ-2	FNMA_02-47 NS		06/25/2020	INTEREST ONLY PAYMENT		.0		4,647	283	.0	(283)	.0	(283)	.0	.0	.0	.0	.0	.696	04/25/2032	IFE
31392D-WZ-1	FNMA_02-51 SM		06/25/2020	INTEREST ONLY PAYMENT		.0		3,268	219	.0	(219)	.0	(219)	.0	.0	.0	.0	.0	.489	08/25/2032	IFE
31392E-6F-2	FNMA_02-67		06/01/2020	MBS PAYDOWN		25,881	25,881	28,275	26,084	.0	(203)	.0	(203)	.0	25,881	.0	.0	.0	.644	11/25/2032	IFE
31392E-GM-6	FNMA_02-52 S		06/25/2020	INTEREST ONLY PAYMENT		.0		10,677	81	.0	(81)	.0	(81)	.0	.0	.0	.0	.0	3,725	09/25/2032	IFE
31392E-HK-9	FNMA_02-53 SG		06/25/2020	INTEREST ONLY PAYMENT		.0		.336	8	.0	(8)	.0	(8)	.0	.0	.0	.0	.0	.171	07/25/2032	IFE
31392E-P9-5	FNMA_02-64 SH		06/25/2020	INTEREST ONLY PAYMENT		.0		1,530	126	.0	(126)	.0	(126)	.0	.0	.0	.0	.0	.272	10/25/2032	IFE
31392E-VX-5	FNMA_02-60 X1		06/01/2020	INTEREST ONLY PAYMENT		.0		3,902	124	.0	(124)	.0	(124)	.0	.0	.0	.0	.0	.619	02/25/2044	IFE
31392E-WS-5	FNMA_02-60 MS		06/25/2020	INTEREST ONLY PAYMENT		.0		.647	75	.0	(75)	.0	(75)	.0	.0	.0	.0	.0	.141	08/25/2032	IFE
31392F-6E-2	FNMA_02-77 S		06/25/2020	MBS PAYDOWN		21,638	21,638	22,941	21,030	.0	608	.0	608	.0	21,638	.0	.0	.0	1,118	12/25/2032	IFE
31392F-27-5	FNMA_02-82 SH		06/25/2020	MBS PAYDOWN		.697	.697	.732	.679	.0	.18	.0	.18	.0	.697	.0	.0	.0	.34	12/25/2032	IFE
31392H-T9-4	FNMA_03-8 SJ		06/25/2020	INTEREST ONLY PAYMENT		.0		2,262	211	.0	(211)	.0	(211)	.0	.0	.0	.0	.0	.465	02/25/2032	IFE
31392H-ZL-0	FNMA_03-2 S		06/25/2020	INTEREST ONLY PAYMENT		.0		1,539	35	.0	(35)	.0	(35)	.0	.0	.0	.0	.0	.430	02/25/2032	IFE
31392J-AT-6	FNMG_03-72 A1		06/25/2020	MBS PAYDOWN		10,801	10,801	10,810	10,826	.0	(24)	.0	(24)	.0	10,801	.0	.0	.0	.69	03/25/2033	IFE
31392M-AE-2	FHLMC_2448 ZH		06/01/2020	MBS PAYDOWN		116,124	116,124	123,563	116,382	.0	(258)	.0	(258)	.0	116,124	.0	.0	.0	2,896	05/15/2032	IFE
31392P-HX-6	FHLMC_2459 SP		06/15/2020	INTEREST ONLY PAYMENT		.0		1,964	147	.0	(147)	.0	(147)	.0	.0	.0	.0	.0	.305	06/15/2032	IFE
31392R-DC-2	FHLMC_2469 SH		06/15/2020	INTEREST ONLY PAYMENT		.0		4,488	357	.0	(357)	.0	(357)	.0	.0	.0	.0	.0	.901	07/15/2032	IFE
31392U-L3-6	FHLMC_2504 SM		06/17/2020	INTEREST ONLY PAYMENT		.0		2,386	265	.0	(265)	.0	(265)	.0	.0	.0	.0	.0	.493	09/17/2032	IFE
31392Y-V9-6	FHLMC_2520 BE		06/01/2020	MBS PAYDOWN		13,130	13,130	14,406	13,220	.0	(90)	.0	(90)	.0	13,130	.0	.0	.0	.338	11/15/2032	IFE
31393A-LW-5	FNMA_03-31 SA		06/25/2020	INTEREST ONLY PAYMENT		.0		4,464	225	.0	(225)	.0	(225)	.0	.0	.0	.0	.0	.911	04/25/2033	IFE
31393A-S4-0	FNWI_03-W5 A		06/25/2020	MBS PAYDOWN		6,380	6,380	6,379	6,380	.0	.0	.0	.0	.0	6,380	.0	.0	.0	.34	04/25/2033	IFE
31393B-6U-4	FNWI_03-W9 A		06/25/2020	MBS PAYDOWN		2,168	2,168	2,168	2,168	.0	.0	.0	.0	.0	2,168	.0	.0	.0	.14	06/25/2033	IFE
31393C-76-2	FNMA_03-W13 AVZ		06/25/2020	MBS PAYDOWN		2,118	2,118	2,118	2,118	.0	.0	.0	.0	.0	2,118	.0	.0	.0	.15	10/25/2033	IFE
31393C-PX-5	FNMA_03-55		06/01/2020	MBS PAYDOWN		95,276	95,276	104,327	95,912	.0	(637)	.0	(637)	.0	95,276	.0	.0	.0	2,074	06/25/2033	IFE
31393C-TF-0	FNMA_03-45		06/01/2020	MBS PAYDOWN		2,515	2,515	3,537	2,558	.0	(43)	.0	(43)	.0	2,515	.0	.0	.0	.137	06/25/2033	IFE
31393C-ZC-0	FNMA_03-46 T		06/01/2020	MBS PAYDOWN		21,643	21,643	23,557	21,700	.0	(58)	.0	(58)	.0	21,643	.0	.0	.0	.541	06/25/2033	IFE
31393E-4H-9	FNMA_03-87		06/25/2020	MBS PAYDOWN		456	456	462	456	.0	.0	.0	.0	.0	456	.0	.0	.0	.10	07/25/2033	IFE
31393F-AC-0	FHLMC_2530 QT		06/15/2020	INTEREST ONLY PAYMENT		.0		2,212	83	.0	(83)	.0	(83)	.0	.0	.0	.0	.0	154	01/15/2032	IFE
31393F-VT-0	FHLMC_2534		06/15/2020	MBS PAYDOWN		.697	.697	1,009	722	.0	(25)	.0	(25)	.0	.697	.0	.0	.0	.56	02/15/2032	IFE
31393G-PX-6	FHLMC_2535 HI		06/01/2020	INTEREST ONLY PAYMENT		.0		.254	32	.0	(32)	.0	(32)	.0	.0	.0	.0	.0	.61	12/15/2022	IFE
31393J-BT-4	FHLMC_2551 SD		06/15/2020	INTEREST ONLY PAYMENT		.0		8,419	583	.0	(583)	.0	(583)	.0	.0	.0	.0	.0	1,252	01/15/2033	IFE
31393N-QN-2	FHLMC_2599 EA		06/01/2020	MBS PAYDOWN		20,131	20,131	19,124	19,995	.0	135	.0	135	.0	20,131	.0	.0	.0	.0	04/15/2033	IFE
31393Q-P3-0	FHLMC_2614		06/01/2020	VARIOUS		.874	.874	1,042	884	.0	(10)	.0	(10)	.0	.874	.0	.0	.0	.34	05/15/2033	IFE
31393Q-V5-6	FHLMC_2610 EA		06/01/2020	MBS PAYDOWN		9,792	9,792	8,813	9,610	.0	182	.0	182	.0	9,792	.0	.0	.0	.0	05/15/2033	IFE
31393U-3C-5	FNMA_04-2 SW		06/25/2020	INTEREST ONLY PAYMENT		.0		2,915	240	.0	(240)	.0	(240)	.0	.0	.0	.0	.0	.568	02/25/2034	IFE
31393U-5Y-5	FNMA_04-14 SP		06/25/2020	INTEREST ONLY PAYMENT		.0		5,227	.0	.0	.0	.0	.0	.0	.0	.0	.0	.0	2,055	11/25/2033	IFE
31393U-6D-0	FNMA_04-14 S		06/25/2020	INTEREST ONLY PAYMENT		.0		8,671	(34)	.0	.34	.0	.34	.0	.0	.0	.0	.0	3,254	03/25/2034	IFE
31393U-CE-1	FNMA_03-126 IC		06/25/2020	INTEREST ONLY PAYMENT		.0		.412	.0	.0	(30)	.0	(30)	.0	.0	.0	.0	.0	.42	12/25/2033	IFE
31393U-EF-6	FNMA_03-119 MQ		06/25/2020	MBS PAYDOWN		18,680	18,680	21,167	18,009	.0	671	.0	671	.0	18,680	.0	.0	.0	1,179	11/25/2033	IFE
31393U-Z6-1	FNMA_03-131 SK		06/25/2020	MBS PAYDOWN		22,343	22,343	26,159	21,904	.0	439	.0	439	.0	22,343	.0	.0	.0	1,274	01/25/2034	IFE
31393W-WX-3	FHLMC_2638 CS		06/15/2020	MBS PAYDOWN		8,666	8,666	6,287	5,893	.0	2,773	.0	2,773	.0	8,666	.0	.0	.0	.402	07/15/2033	IFE
31393X-BH-9	FNMA_04-12 ES		06/25/2020	MBS PAYDOWN		27,812	27,812	28,264	26,650	.0	1,162	.0	1,162	.0	1,390	.0	.0	.0	1,390	07/25/2033	IFE
31393X-YR-2	FNMA_04-17 BS		06/25/2020	INTEREST ONLY PAYMENT		.0		39,513	2,556	.0	(2,556)	.0	(2,556)	.0	.0	.0	.0	.0	6,524	01/25/2034	IFE
31393Y-D6-9	FNMA_04-47 UI		06/01/2020	INTEREST ONLY PAYMENT		.0		10,812	829	.0	(829)	.0	(829)	.0	.0	.0	.0	.0	2,237	06/25/2034	IFE
31393Y-Q9-9	FNMA_04-46		06/25/2020	MBS PAYDOWN		7,861	7,861	7,143	7,788	.0	73	.0	73	.0	7,861	.0	.0	.0	.0	03/25/2034	IFE
31393Y-T7-0	FNMA_04-46 QT		06/25/2020	INTEREST ONLY PAYMENT		.0		5,484	647	.0	(647)	.0	(647)	.0	.0	.0	.0	.0	.837	05/25/2034	IFE
31393Y-TH-8	FNMA_04-43 S		06/25/2020	MBS PAYDOWN		6,926	6,926	6,822	6,521	.0	405	.0	405	.0	6,926	.0	.0	.0	.305	06/25/2034	IFE
31394A-2W-5	FNMA_04-73 Tj		06/01/2020	INTEREST ONLY PAYMENT		.0		7,566	566	.0	(566)	.0	(566)	.0	.0	.0	.0	.0	.811	10/25/2034	IFE
31394A-4U-7	FNMA_04-70 XJ		06/01/2020	INTEREST ONLY PAYMENT		.0		4,695	354	.0	(354)	.0	(354)	.0	.0	.0	.0	.0	.488	10/25/2034	IFE
31394A-E4-4	FNMA_04-69 IP		06/01/2020	INTEREST ONLY PAYMENT		.0		15,717	1,198	.0	(1,198)	.0	(1,198)	.0	.0	.0	.0	.0	1,930	12/25/2033	IFE
31394A-J7-2	FNMA_04-66 XA		06/01/2020	INTEREST ONLY PAYMENT		.0		11,150	905	.0	(905)	.0	(905)	.0	.0	.0	.0	.0	1,444	09/25/2034	IFE

STATEMENT AS OF JUNE 30, 2020 OF THE VOYA RETIREMENT INSURANCE AND ANNUITY COMPANY

SCHEDULE D - PART 4

Show All Long-Term Bonds and Stock Sold, Redeemed or Otherwise Disposed of During the Current Quarter

1	2	3	4	5	6	7	8	9	10	Change In Book/Adjusted Carrying Value					16	17	18	19	20	21	22
										11	12	13	14	15							
CUSIP Identification	Description	Foreign	Disposal Date	Name of Purchaser	Number of Shares of Stock	Consideration	Par Value	Actual Cost	Prior Year Book/ Adjusted Carrying Value	Unrealized Valuation Increase/ (Decrease)	Current Year's (Amortization)/ Accretion	Current Year's Other Than Temporary Impairment Recognized	Total Change in Book/ Adjusted Carrying Value (11 + 12 - 13)	Total Foreign Exchange Change in Book /Adjusted Carrying Value	Book/ Adjusted Carrying Value at Disposal Date	Foreign Exchange Gain (Loss) on Disposal	Realized Gain (Loss) on Disposal	Total Gain (Loss) on Disposal	Bond Interest/ Stock Dividends Received During Year	Stated Contractual Maturity Date	NAIC Designation and Administrative Symbol
31394A-NN-2	FNMA_04-63	PI	06/01/2020	INTEREST ONLY PAYMENT		.0	0	1,274	.310	.0	(.310)	.0	(.310)	.0	0	0	0	0	.771	08/25/2034	IFE
31394A-NQ-5	FNMA_04-63	TI	06/01/2020	INTEREST ONLY PAYMENT		.0	0	9,977	.708	.0	(.708)	.0	(.708)	.0	0	0	0	0	1,293	08/25/2034	IFE
31394A-NR-3	FNMA_04-63	BI	06/01/2020	INTEREST ONLY PAYMENT		.0	0	26,323	2,087	.0	(2,087)	.0	(2,087)	.0	0	0	0	0	3,729	08/25/2034	IFE
31394A-OS-8	FNMA_04-62	TP	06/01/2020	INTEREST ONLY PAYMENT		.0	0	7,192	.530	.0	(.530)	.0	(.530)	.0	0	0	0	0	.864	07/25/2033	IFE
31394A-TB-2	FNMA_04-61	SW	06/25/2020	INTEREST ONLY PAYMENT		.0	0	17,686	1,265	.0	(1,265)	.0	(1,265)	.0	0	0	0	0	3,056	08/25/2034	IFE
31394A-TD-8	FNMA_04-61	GS	06/25/2020	INTEREST ONLY PAYMENT		.0	0	8,139	.953	.0	(.953)	.0	(.953)	.0	0	0	0	0	1,814	08/25/2034	IFE
31394A-TX-4	FNMA_04-61		06/25/2020	MBS PAYDOWN		2,953	2,953	3,399	2,980	.0	(.27)	.0	(.27)	.0	2,953	0	0	0	104	11/25/2032	IFE
31394A-WM-4	FNMA_04-60		06/25/2020	INTEREST ONLY PAYMENT		.0	0	22,985	1,100	.0	(1,100)	.0	(1,100)	.0	0	0	0	0	3,031	04/25/2034	IFE
31394A-ZO-2	FNMA_04-71	TI	06/01/2020	INTEREST ONLY PAYMENT		.0	0	7,401	.699	.0	(.699)	.0	(.699)	.0	0	0	0	0	1,145	04/25/2034	IFE
31394A-ZS-8	FNMA_04-71	UI	06/01/2020	INTEREST ONLY PAYMENT		.0	0	7,562	.627	.0	(.627)	.0	(.627)	.0	0	0	0	0	1,088	02/25/2034	IFE
31394B-HA-9	FNMA_04-100	SB	06/25/2020	INTEREST ONLY PAYMENT		.0	0	11,807	.830	.0	(.830)	.0	(.830)	.0	0	0	0	0	1,773	01/25/2035	IFE
31394B-TQ-7	FNMA_04-90	CS	06/25/2020	INTEREST ONLY PAYMENT		.0	0	2,550	.220	.0	(.220)	.0	(.220)	.0	0	0	0	0	.537	11/25/2034	IFE
31394C-JG-8	FNMA_05-19	SA	06/25/2020	INTEREST ONLY PAYMENT		.0	0	12,332	.324	.0	(.324)	.0	(.324)	.0	0	0	0	0	2,151	03/25/2035	IFE
31394C-PE-4	FNMA_05-17		06/25/2020	INTEREST ONLY PAYMENT		.0	0	30,655	.572	.0	(.572)	.0	(.572)	.0	0	0	0	0	4,357	03/25/2035	IFE
31394D-6V-7	FNMA_05-56		06/25/2020	MBS PAYDOWN		309	309	.321	.311	.0	(.01)	.0	(.01)	.0	309	0	0	0	.8	08/25/2033	IFE
31394D-06-0	FNMA_05-45		06/25/2020	MBS PAYDOWN		40,365	40,365	61,758	40,895	.0	(.530)	.0	(.530)	.0	40,365	0	0	0	3,093	06/25/2035	IFE
31394E-KG-2	FNMA_05-66	SO	06/25/2020	MBS PAYDOWN		8,779	8,779	8,895	8,515	.0	265	.0	265	.0	8,779	0	0	0	.498	07/25/2035	IFE
31394E-KU-1	FNMA_05-66	SX	06/25/2020	INTEREST ONLY PAYMENT		.0	0	12,487	1,073	.0	(1,073)	.0	(1,073)	.0	0	0	0	0	2,414	07/25/2035	IFE
31394E-TE-8	FNMA_05-59	PS	06/25/2020	MBS PAYDOWN		17,479	17,479	17,763	16,865	.0	613	.0	613	.0	17,479	0	0	0	.991	05/25/2035	IFE
31394E-TM-0	FNMA_05-59	SW	06/25/2020	INTEREST ONLY PAYMENT		.0	0	51,476	3,298	.0	(3,298)	.0	(3,298)	.0	0	0	0	0	8,753	06/25/2035	IFE
31394E-TX-6	FNMA_05-59	DS	06/25/2020	INTEREST ONLY PAYMENT		.0	0	2,922	.66	.0	(.66)	.0	(.66)	.0	0	0	0	0	1,030	05/25/2035	IFE
31394E-WY-0	FNMA_05-72	AS	06/25/2020	INTEREST ONLY PAYMENT		.0	0	26,995	.527	.0	(.527)	.0	(.527)	.0	0	0	0	0	7,573	08/25/2035	IFE
31394F-4P-7	FNMA_05-93		06/25/2020	MBS PAYDOWN		67,422	67,422	86,574	69,227	.0	(1,805)	.0	(1,805)	.0	67,422	0	0	0	3,965	08/25/2034	IFE
31394F-BL-8	FNMA_05-75	SU	06/25/2020	MBS PAYDOWN		19,368	19,368	21,571	18,580	.0	788	.0	788	.0	19,368	0	0	0	2,187	09/25/2035	IFE
31394F-CG-8	FNMA_05-76	SA	06/25/2020	MBS PAYDOWN		102,479	102,479	110,620	98,420	.0	4,059	.0	4,059	.0	102,479	0	0	0	8,656	06/25/2034	IFE
31394F-DH-5	FNMA_05-74		06/25/2020	MBS PAYDOWN		12,597	12,597	15,446	12,896	.0	(.299)	.0	(.299)	.0	12,597	0	0	0	.880	05/25/2035	IFE
31394F-DT-9	FNMA_05-74		06/25/2020	MBS PAYDOWN		91,212	91,212	137,315	92,763	.0	(1,550)	.0	(1,550)	.0	91,212	0	0	0	7,655	07/25/2035	IFE
31394F-L6-0	FNMA_05-84	SN	06/25/2020	INTEREST ONLY PAYMENT		.0	0	36,049	2,003	.0	(2,003)	.0	(2,003)	.0	0	0	0	0	5,289	10/25/2035	IFE
31394K-KV-5	FHLMC 2682	SB	06/15/2020	MBS PAYDOWN		2,995	2,995	3,115	2,903	.0	.92	.0	.92	.0	2,995	0	0	0	.138	10/15/2033	IFE
31394M-WC-0	FHLMC 2725 SC		06/01/2020	VARIOUS		18,198	18,198	16,549	17,465	.0	733	.0	733	.0	18,198	0	0	0	.531	11/15/2033	IFE
31394P-JE-4	FHLMC 2736	SB	06/01/2020	VARIOUS		66,004	66,004	63,127	60,643	.0	5,362	.0	5,362	.0	66,004	0	0	0	3,185	12/15/2033	IFE
31394R-FB-0	FHLMC 2750	SG	06/15/2020	INTEREST ONLY PAYMENT		.0	0	3,156	.27	.0	(.27)	.0	(.27)	.0	0	0	0	0	1,030	02/15/2034	IFE
31394R-FJ-3	FHLMC 2750	SO	06/15/2020	INTEREST ONLY PAYMENT		.0	0	4,841	.792	.0	(.792)	.0	(.792)	.0	0	0	0	0	1,615	08/15/2022	IFE
31394R-YC-7	FHLMC 2761	ST	06/15/2020	INTEREST ONLY PAYMENT		.0	0	4,931	.299	.0	(.299)	.0	(.299)	.0	0	0	0	0	2,203	12/15/2033	IFE
31394U-EP-3	FNMA_05-95	PS	06/25/2020	MBS PAYDOWN		12,008	12,008	11,376	11,376	.0	632	.0	632	.0	12,008	0	0	0	.669	10/25/2035	IFE
31394U-HT-2	FNMA_05-102	DS	06/25/2020	MBS PAYDOWN		56,520	56,520	65,086	38,356	.0	18,164	.0	18,164	.0	56,520	0	0	0	3,232	11/25/2035	IFE
31394U-HY-1	FNMA_05-102		06/25/2020	MBS PAYDOWN		32,752	32,752	54,839	33,159	.0	(.407)	.0	(.407)	.0	32,752	0	0	0	2,567	11/25/2035	IFE
31394U-L2-6	FNMA_05-106	PK	06/25/2020	MBS PAYDOWN		21,728	21,728	20,519	.0	.0	21,728	.0	21,728	.0	21,728	0	0	0	1,602	12/25/2035	IFE
31394U-V6-6	FNMA_05-110	PS	06/25/2020	MBS PAYDOWN		40,772	40,772	41,466	38,964	.0	1,808	.0	1,808	.0	40,772	0	0	0	3,761	09/25/2035	IFE
31394V-CT-5	FNMA_05-117	KS	06/25/2020	INTEREST ONLY PAYMENT		.0	0	9,296	.555	.0	(.555)	.0	(.555)	.0	0	0	0	0	1,235	01/25/2036	IFE
31394V-EV-8	FNMA_05-122		06/25/2020	INTEREST ONLY PAYMENT		.0	0	6,668	.289	.0	(.289)	.0	(.289)	.0	0	0	0	0	1,026	11/25/2035	IFE
31394V-FN-5	FNMA_05-113	DI	06/25/2020	INTEREST ONLY PAYMENT		.0	0	19,810	.619	.0	(.619)	.0	(.619)	.0	0	0	0	0	3,476	01/25/2036	IFE
31394V-JJ-0	FNMA_05-114	SP	06/25/2020	MBS PAYDOWN		15,326	15,326	18,343	15,231	.0	.95	.0	.95	.0	15,326	0	0	0	1,061	01/25/2036	IFE
31394V-Z6-0	FNMA_06-8	NS	06/25/2020	INTEREST ONLY PAYMENT		.0	0	10,573	.54	.0	(.54)	.0	(.54)	.0	0	0	0	0	4,406	03/25/2036	IFE
31394V-VD-3	FHLMC 2795	TS	06/15/2020	INTEREST ONLY PAYMENT		.0	0	8,840	.532	.0	(.532)	.0	(.532)	.0	0	0	0	0	1,236	03/15/2024	IFE
31395A-JY-2	FHLMC 2810	ME	06/01/2020	MBS PAYDOWN		74,022	74,022	82,218	74,416	.0	(.394)	.0	(.394)	.0	74,022	0	0	0	1,735	06/15/2034	IFE
31395B-5X-7	FNMA_06-32		06/25/2020	INTEREST ONLY PAYMENT		.0	0	86,768	.0	.0	(1,452)	.0	(1,452)	.0	0	0	0	0	5,797	05/25/2036	IFE
31395B-GL-1	FNMA_06-3		06/25/2020	INTEREST ONLY PAYMENT		.0	0	23,632	2,307	.0	(2,307)	.0	(2,307)	.0	0	0	0	0	4,936	07/25/2035	IFE
31395B-LW-1	FNMA_06-10		06/25/2020	MBS PAYDOWN		94,355	94,355	83,548	93,416	.0	939	.0	939	.0	94,355	0	0	0	.0	03/25/2036	IFE
31395B-TT-0	FNMA_06-15		06/25/2020	INTEREST ONLY PAYMENT		.0	0	39,879	1,402	.0	(1,402)	.0	(1,402)	.0	0	0	0	0	4,498	03/25/2036	IFE
31395B-TU-7	FNMA_06-15		06/01/2020	MBS PAYDOWN		4,582	4,582	3,999	4,545	.0	.37	.0	.37	.0	4,582	0	0	0	.0	03/25/2036	IFE
31395B-VJ-9	FNMA_06-15	IW	06/25/2020	INTEREST ONLY PAYMENT		.0	0	4,677	.164	.0	(.164)	.0	(.164)	.0	0	0	0	0	2,022	01/25/2036	IFE
31395B-VII-0	FNMA_06-15	SB	06/25/2020	MBS PAYDOWN		1,888	1,888	1,680	.0	.0	1,888	.0	1,888	.0	1,888	0	0	0	129	03/25/2036	IFE
31395B-ZL-0	FNMA_06-27		06/25/2020	MBS PAYDOWN		4,337	4,337	4,035	4,299	.0	.38	.0	.38	.0	4,337	0	0	0	.0	04/25/2036	IFE
31395C-FD-8	FHLMC 2820	PI	06/01/2020	INTEREST ONLY PAYMENT		.0	0	8,053	.551	.0	(.551)	.0	(.551)	.0	0	0	0	0	.803	06/15/2033	IFE
31395C-V5-4	FHLMC 2827	SH	06/15/2020	MBS PAYDOWN		10,965	10,965	10,444	10,369	.0	596	.0	596	.0	10,965	0	0	0	.982	02/15/2033	IFE
31395D-BC-2	FNMA_06-40	SI	06/25/2020	INTEREST ONLY PAYMENT		.0	0	6,479	(.5)	.0	.5	.0	.5	.0	0	0	0	0	2,000	05/25/2036	IFE
31395D-P4-5	FNMA_06-43	SI	06/25/2020	INTEREST ONLY PAYMENT		.0	0	27,194	.859	.0	(.859)	.0	(.859)	.0	0	0	0	0	4,002	06/25/2036	IFE

STATEMENT AS OF JUNE 30, 2020 OF THE VOYA RETIREMENT INSURANCE AND ANNUITY COMPANY

SCHEDULE D - PART 4

Show All Long-Term Bonds and Stock Sold, Redeemed or Otherwise Disposed of During the Current Quarter

1 CUSIP Ident- ification	2 Description	3 For- eign	4 Disposal Date	5 Name of Purchaser	6 Number of Shares of Stock	7 Consid- eration	8 Par Value	9 Actual Cost	10 Prior Year Book/ Adjusted Carrying Value	Change In Book/Adjusted Carrying Value					16 Book/ Adjusted Carrying Value at Disposal Date	17 Foreign Exchange Gain (Loss) on Disposal	18 Realized Gain (Loss) on Disposal	19 Total Gain (Loss) on Disposal	20 Bond Interest/ Stock Dividends Received During Year	21 Stated Con- tractual Maturity Date	22 NAIC Desig- nation and Admini- strative Symbol	
										11 Unrealized Valuation Increase/ (Decrease)	12 Current Year's (Amor- tization)/ Accretion	13 Current Year's Other Than Temporary Impairment Recogn- ized	14 Total Change in Book/ Adjusted Carrying Value (11 + 12 - 13)	15 Total Foreign Exchange Change in Book /Adjusted Carrying Value								
31395D-PQ-6	FNMA_06-36 SA		06/25/2020	MBS PAYDOWN		2,718	2,718	2,746	.0	.0	2,718	.0	2,718	.0	2,718	.0	.0	.0	.0	284	05/25/2036	IFE
31395D-OP-7	FNMA_06-36 MS		06/25/2020	INTEREST ONLY PAYMENT		.0	.0	5,780	202	.0	(202)	.0	(202)	.0	.0	.0	.0	.0	.0	1,019	05/25/2036	IFE
31395D-S4-2	FNMA_06-51		06/25/2020	INTEREST ONLY PAYMENT		.0	.0	22,637	1,390	.0	(1,390)	.0	(1,390)	.0	.0	.0	.0	.0	.0	2,943	03/25/2036	IFE
31395G-2E-1	FHLIC 2864		06/01/2020	MBS PAYDOWN		47,502	47,502	52,696	48,510	.0	(1,009)	.0	(1,009)	.0	47,502	.0	.0	.0	433	09/15/2034	IFE	
31395K-V9-1	FHLIC 2906 SN		06/15/2020	MBS PAYDOWN		51,472	51,472	52,437	50,253	.0	1,219	.0	1,219	.0	51,472	.0	.0	.0	3,321	12/15/2034	IFE	
31395L-VZ-1	FHLIC 2916		06/15/2020	INTEREST ONLY PAYMENT		.0	.0	22,306	1,421	.0	(1,421)	.0	(1,421)	.0	.0	.0	.0	.0	.0	3,340	01/15/2035	IFE
31395M-ST-7	FHLIC 2933		06/01/2020	MBS PAYDOWN		6,311	6,311	4,993	6,251	.0	60	.0	60	.0	6,311	.0	.0	.0	.0	.0	02/15/2035	IFE
31395N-BF-3	FNMA_06-44 IS		06/25/2020	INTEREST ONLY PAYMENT		.0	.0	5,862	32	.0	(32)	.0	(32)	.0	.0	.0	.0	.0	.0	2,930	06/25/2036	IFE
31395N-LC-9	FNMA_06-48		06/25/2020	INTEREST ONLY PAYMENT		.0	.0	21,391	1,425	.0	(1,425)	.0	(1,425)	.0	.0	.0	.0	.0	.0	2,657	06/25/2036	IFE
31395N-MK-0	FNMA_06-48 DO		06/25/2020	INTEREST ONLY PAYMENT		.0	.0	18,969	522	.0	(522)	.0	(522)	.0	.0	.0	.0	.0	.0	3,052	06/25/2036	IFE
31395N-ML-8	FNMA_06-48		06/25/2020	MBS PAYDOWN		22,570	22,570	19,213	22,182	.0	388	.0	388	.0	22,570	.0	.0	.0	.0	.0	06/25/2036	IFE
31395N-QU-4	FNMA_06-63		06/01/2020	MBS PAYDOWN		180,500	180,500	200,240	182,048	.0	(1,548)	.0	(1,548)	.0	180,500	.0	.0	.0	.0	4,115	07/25/2036	IFE
31395N-SH-1	FNMA_06-60 AI		06/25/2020	INTEREST ONLY PAYMENT		.0	.0	16,522	691	.0	(691)	.0	(691)	.0	.0	.0	.0	.0	.0	3,215	07/25/2036	IFE
31395N-TD-9	FNMA_06-60 DI		06/25/2020	INTEREST ONLY PAYMENT		.0	.0	8,932	1,358	.0	(1,358)	.0	(1,358)	.0	.0	.0	.0	.0	.0	4,241	04/25/2035	IFE
31395N-TJ-6	FNMA_06-60 EI		06/25/2020	INTEREST ONLY PAYMENT		.0	.0	5,313	161	.0	(161)	.0	(161)	.0	.0	.0	.0	.0	.0	1,878	02/25/2036	IFE
31395N-UH-8	FANITE MAE		06/25/2020	INTEREST ONLY PAYMENT		.0	.0	172,887	8,587	.0	(8,587)	.0	(8,587)	.0	.0	.0	.0	.0	.0	20,980	07/25/2036	IFE
31395N-UK-1	FNMA_06-60		06/01/2020	MBS PAYDOWN	6,099	6,099	5,319	6,042	6,042	.0	57	.0	57	.0	6,099	.0	.0	.0	.0	.0	07/25/2036	IFE
31395N-UQ-8	FNMA_06-60 LI		06/25/2020	INTEREST ONLY PAYMENT		.0	.0	9,996	(42)	.0	42	.0	42	.0	.0	.0	.0	.0	.0	4,717	07/25/2036	IFE
31395N-WY-9	FNMA_06-56 CS		06/25/2020	INTEREST ONLY PAYMENT		.0	.0	24,836	1,027	.0	(1,027)	.0	(1,027)	.0	.0	.0	.0	.0	.0	5,295	07/25/2036	IFE
31395N-YE-1	FNMA_06-56 PS		06/25/2020	INTEREST ONLY PAYMENT		.0	.0	29,760	1,090	.0	(1,090)	.0	(1,090)	.0	.0	.0	.0	.0	.0	7,684	07/25/2036	IFE
31395P-E4-0	FHLIC 2943		06/15/2020	MBS PAYDOWN	4,099	4,099	19,059	4,826	(727)	.0	(727)	.0	(727)	.0	4,099	.0	.0	.0	.0	1,506	03/15/2035	IFE
31395Q-E7-1	FNSTR 417		06/25/2020	INTEREST ONLY PAYMENT		.0	.0	20,933	1,451	.0	(1,451)	.0	(1,451)	.0	.0	.0	.0	.0	.0	2,297	12/25/2042	IFE
31395U-NF-4	FHLIC 2979 SJ		06/15/2020	MBS PAYDOWN	23,124	23,124	24,006	22,341	783	.0	783	.0	783	.0	23,124	.0	.0	.0	.0	1,806	05/15/2035	IFE
31395U-Z5-3	FHLIC 2996 SA		06/15/2020	MBS PAYDOWN	18,537	18,537	17,662	18,537	15,962	.0	2,575	.0	2,575	.0	18,537	.0	.0	.0	.0	1,392	06/15/2035	IFE
31395V-2T-5	FHLIC 2990		06/01/2020	MBS PAYDOWN	18,051	18,051	15,885	17,880	171	.0	171	.0	171	.0	18,051	.0	.0	.0	.0	.0	02/15/2035	IFE
31395V-HT-9	FHLIC 2994 SG		06/15/2020	MBS PAYDOWN	59,213	59,213	65,319	58,506	707	.0	707	.0	707	.0	59,213	.0	.0	.0	.0	3,274	06/15/2035	IFE
31395V-W4-4	FHLIC 3003D LS		06/15/2020	INTEREST ONLY PAYMENT		.0	.0	3,340	146	.0	(146)	.0	(146)	.0	.0	.0	.0	.0	.0	.0	07/15/2035	IFE
31395X-Z9-9	FHLIC 3017 CS		06/15/2020	INTEREST ONLY PAYMENT		.0	.0	3,491	411	.0	(411)	.0	(411)	.0	.0	.0	.0	.0	.0	1,404	08/15/2025	IFE
31396A-MH-1	FHLIC 3035 OG		06/01/2020	MBS PAYDOWN	21,972	21,972	14,731	21,592	379	.0	379	.0	379	.0	21,972	.0	.0	.0	.0	.0	09/15/2035	IFE
31396C-BU-3	FHLIC 3045 DO		06/01/2020	MBS PAYDOWN	35,655	35,655	29,995	35,152	503	.0	503	.0	503	.0	35,655	.0	.0	.0	.0	.0	10/15/2035	IFE
31396E-DX-1	FHLIC 3050		06/15/2020	MBS PAYDOWN	6,863	6,863	8,601	7,073	(210)	.0	(210)	.0	(210)	.0	6,863	.0	.0	.0	.0	369	09/15/2034	IFE
31396F-JA-2	FHLIC 3072		06/01/2020	MBS PAYDOWN	24,225	24,225	21,439	23,998	227	.0	227	.0	227	.0	24,225	.0	.0	.0	.0	.0	02/15/2035	IFE
31396F-W9-1	FHLIC 3074 BI		06/01/2020	INTEREST ONLY PAYMENT		.0	.0	9,220	624	.0	(624)	.0	(624)	.0	.0	.0	.0	.0	.0	867	11/15/2035	IFE
31396F-TX-1	FHLIC 3092 MS		06/15/2020	MBS PAYDOWN	13,850	13,850	16,932	13,691	159	.0	159	.0	159	.0	13,850	.0	.0	.0	.0	1,029	12/15/2035	IFE
31396F-UA-9	FHLIC 3092 SJ		06/15/2020	INTEREST ONLY PAYMENT		.0	.0	7,355	509	.0	(509)	.0	(509)	.0	.0	.0	.0	.0	.0	1,152	12/15/2035	IFE
31396F-Z7-1	FHLIC 3077		06/01/2020	MBS PAYDOWN	11,418	11,418	10,389	11,308	110	.0	110	.0	110	.0	11,418	.0	.0	.0	.0	.0	04/15/2035	IFE
31396G-E2-3	FHLIC 3084		06/15/2020	MBS PAYDOWN	48,318	48,318	65,236	49,260	(942)	.0	(942)	.0	(942)	.0	48,318	.0	.0	.0	.0	3,244	12/15/2034	IFE
31396G-J3-6	FHLIC 3105		06/15/2020	INTEREST ONLY PAYMENT		.0	.0	46,964	2,755	.0	(2,755)	.0	(2,755)	.0	5,302	.0	.0	.0	.0	.0	01/15/2036	IFE
31396H-2D-0	FHLIC 3100		06/15/2020	MBS PAYDOWN	11,240	11,240	10,272	11,130	110	.0	110	.0	110	.0	11,240	.0	.0	.0	.0	.0	01/15/2036	IFE
31396H-2E-8	FHLIC 3100 PQ		06/15/2020	INTEREST ONLY PAYMENT		.0	.0	32,597	2,992	.0	(2,992)	.0	(2,992)	.0	.0	.0	.0	.0	.0	6,031	01/15/2036	IFE
31396H-GB-9	FHLIC 3114		06/15/2020	INTEREST ONLY PAYMENT		.0	.0	15,552	1,308	.0	(1,308)	.0	(1,308)	.0	.0	.0	.0	.0	.0	3,023	04/15/2030	IFE
31396H-H5-1	FHLIC 3114 IP		06/15/2020	INTEREST ONLY PAYMENT		.0	.0	7,385	31	.0	(31)	.0	(31)	.0	2,856	.0	.0	.0	.0	.0	02/15/2036	IFE
31396H-RL-5	FHLIC 3118 SG		06/15/2020	INTEREST ONLY PAYMENT		.0	.0	6,562	.0	.0	.0	.0	.0	.0	.0	.0	.0	.0	.0	4,458	02/15/2036	IFE
31396H-SA-8	FHLIC 3119 HI		06/15/2020	INTEREST ONLY PAYMENT		.0	.0	38,134	1,661	.0	(1,661)	.0	(1,661)	.0	.0	.0	.0	.0	.0	7,993	02/15/2036	IFE
31396J-W1-1	FHLIC 3134 SA		06/15/2020	INTEREST ONLY PAYMENT		.0	.0	21,262	167	.0	(167)	.0	(167)	.0	.0	.0	.0	.0	.0	7,625	03/15/2036	IFE
31396J-PN-9	FHLIC 3123		06/15/2020	INTEREST ONLY PAYMENT		.0	.0	46,296	2,270	.0	(2,270)	.0	(2,270)	.0	.0	.0	.0	.0	.0	4,752	03/15/2036	IFE
31396K-SP-3	FNMA_06-98 SQ		06/25/2020	INTEREST ONLY PAYMENT		.0	.0	38,218	1,935	.0	(1,935)	.0	(1,935)	.0	5,402	.0	.0	.0	.0	.0	10/25/2036	IFE
31396K-SV-0	FNMA_06-98 ST		06/25/2020	MBS PAYDOWN	2,838	2,838	2,783	2,803	35	.0	35	.0	35	.0	2,838	.0	.0	.0	.0	.0	10/25/2036	IFE
31396K-GU-1	FNMA_06-100 SA		06/25/2020	MBS PAYDOWN	7,281	7,281	10,931	7,214	67	.0	67	.0	67	.0	7,281	.0	.0	.0	.0	.0	08/25/2036	IFE
31396K-D2-5	FNMA_06-83		06/25/2020	INTEREST ONLY PAYMENT		.0	.0	38,979	2,179	.0	(2,179)	.0	(2,179)	.0	.0	.0	.0	.0	.0	5,536	09/25/2036	IFE
31396K-F7-2	FNMA_06-88 BI		06/25/2020	INTEREST ONLY PAYMENT		.0	.0	4,685	736	.0	(736)	.0	(736)	.0	.0	.0	.0	.0	.0	2,537	09/25/2036	IFE
31396K-JP-8	FNMA_06-72		06/25/2020	INTEREST ONLY PAYMENT		.0	.0	48,454														

STATEMENT AS OF JUNE 30, 2020 OF THE VOYA RETIREMENT INSURANCE AND ANNUITY COMPANY

SCHEDULE D - PART 4

Show All Long-Term Bonds and Stock Sold, Redeemed or Otherwise Disposed of During the Current Quarter

1	2	3	4	5	6	7	8	9	10	Change In Book/Adjusted Carrying Value					16	17	18	19	20	21	22
										11	12	13	14	15							
CUSIP Identification	Description	Foreign	Disposal Date	Name of Purchaser	Number of Shares of Stock	Consideration	Par Value	Actual Cost	Prior Year Book/Adjusted Carrying Value	Unrealized Valuation Increase/ (Decrease)	Current Year's (Amortization)/ Accretion	Current Year's Other Than Temporary Impairment Recognized	Total Change in Book/ Adjusted Carrying Value (11 + 12 - 13)	Total Foreign Exchange Change in Book /Adjusted Carrying Value	Book/ Adjusted Carrying Value at Disposal Date	Foreign Exchange Gain (Loss) on Disposal	Realized Gain (Loss) on Disposal	Total Gain (Loss) on Disposal	Bond Interest/ Stock Dividends Received During Year	Stated Contractual Maturity Date	NAIC Designation and Administrative Symbol
31396L-GE-4	FNMA 06-103		06/01/2020	MBS PAYDOWN		24,012	24,012	20,699	23,665	.0	.347	.0	.347	.0	24,012	.0	.0	.0	.0	10/25/2036	IFE
31396L-HY-9	FNMA 06-101		06/25/2020	INTEREST ONLY PAYMENT		.0	.0	24,917	853	.0	(853)	.0	(853)	.0	.0	.0	.0	.0	.0	10/25/2036	IFE
31396L-LW-8	FNMA 06-104		06/25/2020	INTEREST ONLY PAYMENT		.0	.0	38,655	2,286	.0	(2,286)	.0	(2,286)	.0	.0	.0	.0	.0	.0	11/25/2036	IFE
31396L-QX-1	FNMA 06-109		06/25/2020	INTEREST ONLY PAYMENT		.0	.0	20,871	1,008	.0	(1,008)	.0	(1,008)	.0	.0	.0	.0	.0	.0	11/25/2036	IFE
31396L-RB-8	FNMA 06-109		06/25/2020	INTEREST ONLY PAYMENT		.0	.0	29,558	1,525	.0	(1,525)	.0	(1,525)	.0	.0	.0	.0	.0	.0	11/25/2036	IFE
31396L-T3-4	FNMA 06-115	IE	06/25/2020	INTEREST ONLY PAYMENT		.0	.0	2,363	80	.0	(80)	.0	(80)	.0	.0	.0	.0	.0	.0	12/25/2036	IFE
31396L-XH-8	FNMA 06-110	CX	06/25/2020	INTEREST ONLY PAYMENT		.0	.0	35,079	1,590	.0	(1,590)	.0	(1,590)	.0	.0	.0	.0	.0	.0	11/25/2036	IFE
31396N-7L-4	FHLIC 3138	SC	06/15/2020	INTEREST ONLY PAYMENT		.0	.0	6,618	77	.0	(77)	.0	(77)	.0	.0	.0	.0	.0	.0	04/15/2036	IFE
31396N-E5-1	FHLIC 3140	SG	06/15/2020	INTEREST ONLY PAYMENT		.0	.0	10,616	433	.0	(433)	.0	(433)	.0	.0	.0	.0	.0	.0	03/15/2036	IFE
31396N-H4-1	FHLIC 3136	NS	06/15/2020	INTEREST ONLY PAYMENT		.0	.0	14,912	618	.0	(618)	.0	(618)	.0	.0	.0	.0	.0	.0	04/15/2036	IFE
31396N-HC-3	FHLIC 3136	PS	06/15/2020	INTEREST ONLY PAYMENT		.0	.0	16,093	1,009	.0	(1,009)	.0	(1,009)	.0	.0	.0	.0	.0	.0	04/15/2036	IFE
31396N-KH-8	FHLIC 3147		06/15/2020	INTEREST ONLY PAYMENT		.0	.0	33,052	1,791	.0	(1,791)	.0	(1,791)	.0	.0	.0	.0	.0	.0	04/15/2036	IFE
31396N-LG-9	FHLIC 3147		06/15/2020	INTEREST ONLY PAYMENT		.0	.0	48,153	2,588	.0	(2,588)	.0	(2,588)	.0	.0	.0	.0	.0	.0	04/15/2036	IFE
31396P-2W-0	FNMA 07-21		06/25/2020	INTEREST ONLY PAYMENT		.0	.0	.71	.8	.0	(.8)	.0	(.8)	.0	.0	.0	.0	.0	.0	03/25/2037	IFE
31396P-3X-7	FNMA 07-21		06/25/2020	MBS PAYDOWN		14,874	14,874	13,013	14,457	.0	.417	.0	.417	.0	14,874	.0	.0	.0	.0	03/25/2037	IFE
31396P-5X-5	FNMA 07-18	SB	06/25/2020	INTEREST ONLY PAYMENT		.0	.0	5,287	(.47)	.0	.47	.0	.47	.0	.0	.0	.0	.0	.0	03/25/2037	IFE
31396P-EY-3	FNMA 06-128		06/25/2020	INTEREST ONLY PAYMENT		.0	.0	36,949	2,136	.0	(2,136)	.0	(2,136)	.0	.0	.0	.0	.0	.0	01/25/2037	IFE
31396P-G6-2	FNMA 07-14		06/01/2020	MBS PAYDOWN		22,898	22,898	19,961	22,616	.0	.282	.0	.282	.0	22,898	.0	.0	.0	.0	03/25/2037	IFE
31396P-HL-8	FNMA 07-1		06/25/2020	INTEREST ONLY PAYMENT		.0	.0	40,658	1,767	.0	(1,767)	.0	(1,767)	.0	.0	.0	.0	.0	.0	02/25/2037	IFE
31396P-ME-8	FNMA 39633	PS	06/25/2020	INTEREST ONLY PAYMENT		.0	.0	11,704	.918	.0	(.918)	.0	(.918)	.0	.0	.0	.0	.0	.0	02/25/2037	IFE
31396P-ZF-1	FNMA 07-17		06/25/2020	INTEREST ONLY PAYMENT		.0	.0	3,197	.202	.0	(.202)	.0	(.202)	.0	.0	.0	.0	.0	.0	03/25/2037	IFE
31396Q-5E-5	FNMA 09-69		06/25/2020	INTEREST ONLY PAYMENT		.0	.0	28,168	1,538	.0	(1,538)	.0	(1,538)	.0	.0	.0	.0	.0	.0	09/25/2039	IFE
31396Q-CH-0	FNMA 09-48D	IA	06/01/2020	INTEREST ONLY PAYMENT		.0	.0	2,091	.161	.0	(.161)	.0	(.161)	.0	.0	.0	.0	.0	.0	07/25/2039	IFE
31396Q-LY-3	FNMA 09-50		06/01/2020	MBS PAYDOWN		109,688	109,688	119,839	110,464	.0	(776)	.0	(776)	.0	109,688	.0	.0	.0	.0	02/25/2049	IFE
31396Q-YP-8	FNMA 09-70		06/25/2020	MBS PAYDOWN		13,328	13,328	11,799	13,181	.0	.147	.0	.147	.0	13,328	.0	.0	.0	.0	01/25/2037	IFE
31396R-AU-1	FHLIC 3156		06/01/2020	MBS PAYDOWN		34,340	34,340	30,075	33,976	.0	.364	.0	.364	.0	34,340	.0	.0	.0	.0	05/15/2036	IFE
31396R-G9-2	FHLIC 3149		06/15/2020	MBS PAYDOWN		184	184	.143	.180	.0	.4	.0	.4	.0	184	.0	.0	.0	.0	05/15/2036	IFE
31396R-J5-7	FHLIC 3149	SI	06/15/2020	INTEREST ONLY PAYMENT		.0	.0	27,056	1,139	.0	(1,139)	.0	(1,139)	.0	.0	.0	.0	.0	.0	05/15/2036	IFE
31396R-KM-8	FHLIC 3153		06/01/2020	MBS PAYDOWN		3,718	3,718	3,356	3,689	.0	.29	.0	.29	.0	3,718	.0	.0	.0	.0	05/15/2036	IFE
31396R-KW-6	FHLIC 3153		06/15/2020	INTEREST ONLY PAYMENT		.0	.0	17,863	1,058	.0	(1,058)	.0	(1,058)	.0	.0	.0	.0	.0	.0	05/15/2036	IFE
31396T-2M-4	FHLIC 3175		06/01/2020	MBS PAYDOWN		50,342	50,342	43,963	49,485	.0	.858	.0	.858	.0	50,342	.0	.0	.0	.0	06/15/2036	IFE
31396T-A8-6	FHLIC 3170	SA	06/15/2020	INTEREST ONLY PAYMENT		.0	.0	31,630	1,276	.0	(1,276)	.0	(1,276)	.0	.0	.0	.0	.0	.0	09/15/2033	IFE
31396T-ZH-9	FHLIC 3191		06/15/2020	MBS PAYDOWN		6,460	6,460	11,304	6,709	.0	(.250)	.0	(.250)	.0	6,460	.0	.0	.0	.0	07/15/2036	IFE
31396V-X2-1	FHLIC 3184	JS	06/15/2020	INTEREST ONLY PAYMENT		.0	.0	4,818	.6	.0	(.6)	.0	(.6)	.0	.0	.0	.0	.0	.0	07/15/2036	IFE
31396V-A5-7	FNMA 07-46	SD	06/25/2020	INTEREST ONLY PAYMENT		.0	.0	1,441	.121	.0	(.121)	.0	(.121)	.0	.0	.0	.0	.0	.0	05/25/2037	IFE
31396V-07-0	FNMA 07-48		06/25/2020	INTEREST ONLY PAYMENT		.0	.0	64,557	4,261	.0	(4,261)	.0	(4,261)	.0	.0	.0	.0	.0	.0	05/25/2037	IFE
31396V-HU-5	FNMA 07-30		06/25/2020	INTEREST ONLY PAYMENT		.0	.0	59,876	3,517	.0	(3,517)	.0	(3,517)	.0	.0	.0	.0	.0	.0	04/25/2037	IFE
31396V-J6-6	FNR 2007-45 SM		06/25/2020	INTEREST ONLY PAYMENT		.0	.0	35,285	1,639	.0	(1,639)	.0	(1,639)	.0	.0	.0	.0	.0	.0	06/25/2036	IFE
31396V-KZ-0	FNMA 07-28	JS	06/25/2020	INTEREST ONLY PAYMENT		.0	.0	15,537	.0	.0	.0	.0	.0	.0	.0	.0	.0	.0	.0	09/25/2035	IFE
31396V-LW-6	FNMA 07-28		06/25/2020	MBS PAYDOWN		144,581	144,581	138,098	144,527	.0	.54	.0	.54	.0	144,581	.0	.0	.0	.0	01/25/2036	IFE
31396V-N4-6	FNMA 07-42		06/25/2020	INTEREST ONLY PAYMENT		.0	.0	23,210	1,407	.0	(1,407)	.0	(1,407)	.0	.0	.0	.0	.0	.0	05/25/2037	IFE
31396V-PY-8	FNMA 07-W3	2A2	06/25/2020	INTEREST ONLY PAYMENT		.0	.0	.284	.0	.0	.0	.0	.0	.0	.0	.0	.0	.0	.0	04/25/2037	IFE
31396V-SY-5	FNMA 07-39		06/25/2020	INTEREST ONLY PAYMENT		.0	.0	37,340	.0	.0	(.70)	.0	(.70)	.0	.0	.0	.0	.0	.0	05/25/2037	IFE
31396V-VG-0	FNMA 07-43	KS	06/25/2020	INTEREST ONLY PAYMENT		.0	.0	2,311	.14	.0	(.14)	.0	(.14)	.0	.0	.0	.0	.0	.0	05/25/2037	IFE
31396V-VH-8	FNMA 07-43		06/25/2020	INTEREST ONLY PAYMENT		.0	.0	817	.48	.0	(.48)	.0	(.48)	.0	.0	.0	.0	.0	.0	05/25/2037	IFE
31396W-ED-4	FNMA 07-54		06/25/2020	INTEREST ONLY PAYMENT		.0	.0	32,459	2,183	.0	(2,183)	.0	(2,183)	.0	.0	.0	.0	.0	.0	06/25/2037	IFE
31396W-PP-6	FNMA 07-54		06/25/2020	INTEREST ONLY PAYMENT		.0	.0	8,034	.999	.0	(.999)	.0	(.999)	.0	.0	.0	.0	.0	.0	06/25/2037	IFE
31396W-JS-6	FNMA 07-57		06/01/2020	MBS PAYDOWN		64,780	64,780	57,978	64,158	.0	.622	.0	.622	.0	64,780	.0	.0	.0	.0	06/25/2036	IFE
31396W-NC-6	FNMA 07-71	SM	06/25/2020	INTEREST ONLY PAYMENT		.0	.0	27,721	1,769	.0	(1,769)	.0	(1,769)	.0	.0	.0	.0	.0	.0	07/25/2037	IFE
31396W-PH-3	FNMA 07-67	SI	06/25/2020	INTEREST ONLY PAYMENT		.0	.0	.126	.16	.0	(.16)	.0	(.16)	.0	.0	.0	.0	.0	.0	07/25/2037	IFE
31396W-PV-2	FNMA 07-67	SK	06/25/2020	INTEREST ONLY PAYMENT		.0	.0	12,411	.494	.0	(.494)	.0	(.494)	.0	.0	.0	.0	.0	.0	07/25/2037	IFE
31396W-SH-0	FNMA 07-60B	BS	06/25/2020	INTEREST ONLY PAYMENT		.0	.0	10,335	.386	.0	(.386)	.0	(.386)	.0	.0	.0	.0	.0	.0	07/25/2037	IFE
31396W-ZA-7	FNMA 07-66	SD	06/25/2020	MBS PAYDOWN		5,650	5,650	6,604	1,964	.0	3,686	.0	3,686	.0	5,650	.0	.0	.0	.0	07/25/2037	IFE
31396X-KV-5	FNMA 07-84D	SB	06/25/2020	MBS PAYDOWN		1,001	1,001	.514	.992	.0	.9	.0	.9	.0	1,001	.0	.0	.0	.0	08/25/2037	IFE
31396Y-Y0-1	FNMA 07-91A SA		06/25/2020	INTEREST ONLY PAYMENT		.0	.0	11,229	.593	.0	(.593)	.0	(.593)	.0	.0	.0	.0	.0	.0	10/25/	

STATEMENT AS OF JUNE 30, 2020 OF THE VOYA RETIREMENT INSURANCE AND ANNUITY COMPANY

SCHEDULE D - PART 4

Show All Long-Term Bonds and Stock Sold, Redeemed or Otherwise Disposed of During the Current Quarter

1	2	3	4	5	6	7	8	9	10	Change In Book/Adjusted Carrying Value					16	17	18	19	20	21	22
										11	12	13	14	15							
CUSIP Ident-ification	Description	For-ign	Disposal Date	Name of Purchaser	Number of Shares of Stock	Consid-eration	Par Value	Actual Cost	Prior Year Book/ Adjusted Carrying Value	Unrealized Valuation Increase/ (Decrease)	Current Year's (Amor- tization)/ Accretion	Current Year's Other Than Temporary Impairment Recogn-ized	Total Change in Book/ Adjusted Carrying Value (11 + 12 - 13)	Total Foreign Exchange Change in Book /Adjusted Carrying Value	Book/ Adjusted Carrying Value at Disposal Date	Foreign Exchange Gain (Loss) on Disposal	Realized Gain (Loss) on Disposal	Total Gain (Loss) on Disposal	Bond Interest/ Stock Dividends Received During Year	Stated Con-tractual Maturity Date	NAIC Desig- nation and Admin- istrative Symbol
31396Y-N9-9	FNMA_08-33		06/25/2020	INTEREST ONLY PAYMENT		.0	0	52,979	2,987	.0	(2,987)	.0	(2,987)	.0	.0	.0	.0	.0	6,741	04/25/2038	IFE
31396Y-WB-4	FNMA_08-13		06/25/2020	INTEREST ONLY PAYMENT		.0	0	20,821	1,018	.0	(1,018)	.0	(1,018)	.0	.0	.0	.0	.0	3,056	03/25/2038	IFE
31396Y-WR-9	FNMA_08-18		06/25/2020	INTEREST ONLY PAYMENT		.0	0	10,549	740	.0	(740)	.0	(740)	.0	.0	.0	.0	.0	1,641	03/25/2038	IFE
31396Y-Y5-5	FNMA_08-28		06/25/2020	MBS PAYDOWN		.0	93,804	151,025	96,792	.0	(2,988)	.0	(2,988)	.0	93,804	.0	.0	.0	7,470	04/25/2038	IFE
31397A-O8-9	FHLMC 3203		06/15/2020	MBS PAYDOWN		.0	60,147	51,830	59,409	.0	739	.0	739	.0	60,147	.0	.0	.0	.0	08/15/2036	IFE
31397A-ZX-4	FHLMC 3213A	LS	06/15/2020	INTEREST ONLY PAYMENT		.0	0	7,473	190	.0	(190)	.0	(190)	.0	.0	.0	.0	.0	1,372	09/15/2036	IFE
31397B-F8-9	FHLMC 3219		06/15/2020	MBS PAYDOWN		.0	20,565	33,932	20,731	.0	(166)	.0	(166)	.0	20,565	.0	.0	.0	2,448	04/15/2032	IFE
31397B-HF-1	FHLMC 3218	AS	06/15/2020	INTEREST ONLY PAYMENT		.0	0	16,666	436	.0	(436)	.0	(436)	.0	.0	.0	.0	.0	2,622	09/15/2036	IFE
31397B-QV-6	FHLMC 3225		06/01/2020	MBS PAYDOWN		.0	75,897	69,197	75,218	.0	680	.0	680	.0	75,897	.0	.0	.0	.0	10/15/2036	IFE
31397B-W7-2	FHLMC 3231	SE	06/15/2020	MBS PAYDOWN		.0	26,899	26,798	24,046	.0	2,853	.0	2,853	.0	26,899	.0	.0	.0	2,532	10/15/2036	IFE
31397C-BA-6	FHLMC 3236	KS	06/15/2020	INTEREST ONLY PAYMENT		.0	0	11,770	.0	.0	.0	.0	.0	.0	.0	.0	.0	.0	5,997	11/15/2036	IFE
31397C-FS-3	FHLMC 3240		06/15/2020	INTEREST ONLY PAYMENT		.0	0	48,470	1,814	.0	(1,814)	.0	(1,814)	.0	.0	.0	.0	.0	7,029	11/15/2036	IFE
31397C-LP-2	FHLMC 3239		06/15/2020	MBS PAYDOWN		.0	85,466	140,591	88,551	.0	(3,085)	.0	(3,085)	.0	85,466	.0	.0	.0	6,492	11/15/2036	IFE
31397C-VF-3	FHLMC 3239	GI	06/01/2020	INTEREST ONLY PAYMENT		.0	0	2,860	.0	.0	(169)	.0	(169)	.0	.0	.0	.0	.0	301	11/15/2036	IFE
31397C-VU-0	FHLMC 3239	PS	06/15/2020	MBS PAYDOWN		.0	91,792	90,932	84,236	.0	7,557	.0	7,557	.0	91,792	.0	.0	.0	7,003	11/15/2036	IFE
31397E-AH-8	FHLMC 3255		06/15/2020	INTEREST ONLY PAYMENT		.0	0	29,909	1,799	.0	(1,799)	.0	(1,799)	.0	.0	.0	.0	.0	3,933	12/15/2036	IFE
31397F-6N-7	FHLMC 32-74		06/01/2020	MBS PAYDOWN		.0	4,950	4,277	4,846	.0	104	.0	104	.0	4,950	.0	.0	.0	.0	02/15/2037	IFE
31397F-6Y-3	FHLMC 3274	SM	06/15/2020	INTEREST ONLY PAYMENT		.0	0	35,221	2,029	.0	(2,029)	.0	(2,029)	.0	.0	.0	.0	.0	5,839	02/15/2037	IFE
31397F-HB-1	FHLMC 3271	SD	06/15/2020	INTEREST ONLY PAYMENT		.0	0	623	.0	.0	(45)	.0	(45)	.0	.0	.0	.0	.0	99	02/15/2037	IFE
31397F-TH-5	FHLMC 3293	SA	06/15/2020	INTEREST ONLY PAYMENT		.0	0	1,556	55	.0	(55)	.0	(55)	.0	.0	.0	.0	.0	432	03/15/2037	IFE
31397G-7A-2	FHLMC 3287A		06/15/2020	INTEREST ONLY PAYMENT		.0	0	11,531	577	.0	(577)	.0	(577)	.0	.0	.0	.0	.0	1,534	03/15/2037	IFE
31397G-KC-3	FHLMC 3308		06/15/2020	INTEREST ONLY PAYMENT		.0	0	18,112	1,269	.0	(1,269)	.0	(1,269)	.0	.0	.0	.0	.0	2,730	02/15/2033	IFE
31397G-QV-5	FHLMC 3300		06/01/2020	MBS PAYDOWN		.0	34,596	30,374	34,129	.0	466	.0	466	.0	34,596	.0	.0	.0	.0	02/15/2037	IFE
31397G-R2-8	FHLMC 3300	MO	06/01/2020	MBS PAYDOWN		.0	16,525	13,602	16,235	.0	290	.0	290	.0	16,525	.0	.0	.0	.0	11/15/2036	IFE
31397G-RK-8	FHLMC 3300		06/15/2020	INTEREST ONLY PAYMENT		.0	0	14,700	842	.0	(842)	.0	(842)	.0	.0	.0	.0	.0	1,797	04/15/2037	IFE
31397G-S3-5	FHLMC 3297		06/15/2020	INTEREST ONLY PAYMENT		.0	0	71,406	3,950	.0	(3,950)	.0	(3,950)	.0	.0	.0	.0	.0	10,738	04/15/2037	IFE
31397H-D3-9	FHLMC 3318	CS	06/15/2020	INTEREST ONLY PAYMENT		.0	0	5,348	464	.0	(464)	.0	(464)	.0	.0	.0	.0	.0	837	05/15/2037	IFE
31397H-DN-5	FHLMC 3318	GS	06/15/2020	INTEREST ONLY PAYMENT		.0	0	391	34	.0	(34)	.0	(34)	.0	.0	.0	.0	.0	194	05/15/2037	IFE
31397J-5X-8	FHLMC 3331D	SP	06/15/2020	INTEREST ONLY PAYMENT		.0	0	19,769	800	.0	(800)	.0	(800)	.0	.0	.0	.0	.0	3,381	06/15/2037	IFE
31397J-DA-9	FHLMC 3325		06/15/2020	INTEREST ONLY PAYMENT		.0	0	8,088	582	.0	(582)	.0	(582)	.0	.0	.0	.0	.0	1,309	06/15/2037	IFE
31397J-KD-5	FHLMC 3326		06/15/2020	INTEREST ONLY PAYMENT		.0	0	11,712	754	.0	(754)	.0	(754)	.0	.0	.0	.0	.0	1,907	06/15/2037	IFE
31397J-KK-9	FHLMC 3326		06/15/2020	INTEREST ONLY PAYMENT		.0	0	49,133	3,396	.0	(3,396)	.0	(3,396)	.0	.0	.0	.0	.0	6,916	02/15/2036	IFE
31397J-KZ-3	FHLMC 3350		06/01/2020	MBS PAYDOWN		.0	4,341	4,992	4,364	.0	(24)	.0	(24)	.0	4,341	.0	.0	.0	109	07/15/2037	IFE
31397J-VU-5	FHLMC 3349	MY	06/01/2020	MBS PAYDOWN		.0	20,243	22,410	20,388	.0	(144)	.0	(144)	.0	20,243	.0	.0	.0	472	07/15/2037	IFE
31397K-F8-9	FHLMC 3361		06/15/2020	INTEREST ONLY PAYMENT		.0	0	17,685	.0	.0	(1,095)	.0	(1,095)	.0	.0	.0	.0	.0	2,392	08/15/2035	IFE
31397K-RN-3	FHLMC 3378		06/15/2020	MBS PAYDOWN		.0	40,987	65,580	42,350	.0	(1,362)	.0	(1,362)	.0	40,987	.0	.0	.0	3,408	06/15/2037	IFE
31397L-B8-1	FNMA_08-53C	K1	06/25/2020	INTEREST ONLY PAYMENT		.0	0	2,800	237	.0	(237)	.0	(237)	.0	.0	.0	.0	.0	594	07/25/2023	IFE
31397L-H9-3	FNMA_08-60		06/25/2020	INTEREST ONLY PAYMENT		.0	0	34,389	1,962	.0	(1,962)	.0	(1,962)	.0	.0	.0	.0	.0	4,628	07/25/2038	IFE
31397L-PB-9	FNMA_08-42	MF	06/25/2020	MBS PAYDOWN		.0	1,136	1,067	1,118	.0	17	.0	17	.0	1,136	.0	.0	.0	8	03/25/2037	IFE
31397L-PR-4	FNMA_08-42		06/25/2020	INTEREST ONLY PAYMENT		.0	0	43,939	2,283	.0	(2,283)	.0	(2,283)	.0	.0	.0	.0	.0	5,375	05/25/2038	IFE
31397L-X4-6	FNMA_08-62		06/25/2020	INTEREST ONLY PAYMENT		.0	0	59,587	2,910	.0	(2,910)	.0	(2,910)	.0	.0	.0	.0	.0	7,733	07/25/2038	IFE
31397M-7C-5	FNMA_09-1B	SM	06/25/2020	INTEREST ONLY PAYMENT		.0	0	1,050	52	.0	(52)	.0	(52)	.0	.0	.0	.0	.0	462	02/25/2039	IFE
31397M-E4-5	FNMA_08-92		06/25/2020	INTEREST ONLY PAYMENT		.0	0	96,401	4,872	.0	(4,872)	.0	(4,872)	.0	.0	.0	.0	.0	10,134	12/25/2038	IFE
31397M-G7-5	FNMA_08-93		06/25/2020	INTEREST ONLY PAYMENT		.0	0	52	5	.0	(5)	.0	(5)	.0	.0	.0	.0	.0	11	07/25/2048	IFE
31397N-3G-8	FNMA_09-43		06/25/2020	INTEREST ONLY PAYMENT		.0	0	43,212	2,432	.0	(2,432)	.0	(2,432)	.0	.0	.0	.0	.0	6,291	06/25/2039	IFE
31397N-FK-6	FNMA_09-17B		06/25/2020	INTEREST ONLY PAYMENT		.0	0	6,790	668	.0	(668)	.0	(668)	.0	.0	.0	.0	.0	1,386	03/25/2039	IFE
31397N-LU-7	FNMA_09-11	SU	06/25/2020	INTEREST ONLY PAYMENT		.0	0	7,959	273	.0	(273)	.0	(273)	.0	.0	.0	.0	.0	1,958	03/25/2049	IFE
31397N-MG-7	FNMA_09-11	PO	06/01/2020	MBS PAYDOWN		.0	11,291	9,202	10,895	.0	396	.0	396	.0	11,291	.0	.0	.0	.0	08/25/2038	IFE
31397N-SE-6	FNMA_09-22		06/25/2020	INTEREST ONLY PAYMENT		.0	0	5,278	299	.0	(299)	.0	(299)	.0	.0	.0	.0	.0	758	04/25/2037	IFE
31397N-UG-8	FNMA_09-19D	TD	04/01/2020	MBS PAYDOWN		.0	11,925	12,865	11,961	.0	(36)	.0	(36)	.0	11,925	.0	.0	.0	199	08/25/2036	IFE
31397P-2K-5	FHLMC 3376	SJ	06/15/2020	INTEREST ONLY PAYMENT		.0	0	4,015	274	.0	(274)	.0	(274)	.0	.0	.0	.0	.0	1,482	10/15/2037	IFE
31397P-4L-1	FHLMC 3383		06/15/2020	INTEREST ONLY PAYMENT		.0	0	313	19	.0	(19)	.0	(19)	.0	.0	.0	.0	.0	40	11/15/2037	IFE
31397P-AQ-3	FHLMC 3385	SI	06/15/2020	INTEREST ONLY PAYMENT		.0	0	15,453	1,286	.0	(1,286)	.0	(1,286)	.0	.0	.0	.0	.0	3,876	11/15/2037	IFE
31397P-FP-0	FHLMC 3387	SC	06/15/2020	INTEREST ONLY PAYMENT		.0	0	188	14	.0	(14)	.0	(14)	.0	.0	.0	.0	.0	31	11/15/2037	IFE
31397P-FR-6	FHLMC 3387	SE	06/15/2020	INTEREST ONLY PAYMENT		.0	0	4,214	244	.0	(244)	.0	(244)	.0	.0	.0	.0	.0	607	11/15/2037	IFE
31397P-MB-3	FHLMC 3397		06/15/2020	INTEREST ONLY PAYMENT		.0	0	21,896	871	.0	(871)	.0	(871)	.0	.0	.0	.0	.0	3,095	12/15/2037	IFE
31397P-NN-6	FHLMC 3400		06/15/2020	INTEREST ONLY PAYMENT		.0	0	38,923	.0	.0	(534)	.0	(534)	.0	.0	.0	.0	.0	1,558	12/15/2037	IFE
31397P-U7-3	FHLMC 3408	BI	06/15/2020	INTEREST ONLY PAYMENT		.0	0	27,846	1,316	.0	(1,316)	.0	(1,316)	.0	.0	.0	.0	.0	4,386	01/15/2038	IFE

EO5.15

STATEMENT AS OF JUNE 30, 2020 OF THE VOYA RETIREMENT INSURANCE AND ANNUITY COMPANY

SCHEDULE D - PART 4

Show All Long-Term Bonds and Stock Sold, Redeemed or Otherwise Disposed of During the Current Quarter

1	2	3	4	5	6	7	8	9	10	Change In Book/Adjusted Carrying Value					16	17	18	19	20	21	22
										11	12	13	14	15							
CUSIP Identification	Description	Foreign	Disposal Date	Name of Purchaser	Number of Shares of Stock	Consideration	Par Value	Actual Cost	Prior Year Book/ Adjusted Carrying Value	Unrealized Valuation Increase/ (Decrease)	Current Year's (Amortization)/ Accretion	Current Year's Other Than Temporary Impairment Recognized	Total Change in Book/ Adjusted Carrying Value (11 + 12 - 13)	Total Foreign Exchange Change in Book /Adjusted Carrying Value	Book/ Adjusted Carrying Value at Disposal Date	Foreign Exchange Gain (Loss) on Disposal	Realized Gain (Loss) on Disposal	Total Gain (Loss) on Disposal	Bond Interest/ Stock Dividends Received During Year	Stated Contractual Maturity Date	NAIC Designation and Administrative Symbol
313970-3A-4	FNMA_10-149A		06/25/2020	INTEREST ONLY PAYMENT		0	0	103,379	0	0	(1,919)	0	(1,919)	0	0	0	0	0	6,822	01/25/2041	IFE
313970-PY-8	FNMA_11-10		06/01/2020	MBS PAYDOWN		244,025	244,025	271,074	245,022	0	(997)	0	(997)	0	244,025	0	0	0	5,130	02/25/2041	IFE
313970-Y2-8	FNMA_10-147		06/01/2020	MBS PAYDOWN		14,262	14,262	16,012	14,222	0	(39)	0	(39)	0	14,222	0	0	0	453	01/25/2041	IFE
31397R-4G-8	FHLMC_3415		06/15/2020	INTEREST ONLY PAYMENT		0	0	31,410	2,172	0	(2,172)	0	(2,172)	0	0	0	0	0	4,024	08/15/2035	IFE
31397R-C3-8	FHLMC_3416		06/15/2020	INTEREST ONLY PAYMENT		0	0	9,903	313	0	(313)	0	(313)	0	0	0	0	0	1,340	02/15/2038	IFE
31397R-DX-1	FHLMC_3420 CS		06/15/2020	INTEREST ONLY PAYMENT		0	0	12,613	826	0	(826)	0	(826)	0	0	0	0	0	1,888	02/15/2038	IFE
31397R-MY-9	FHLMC_3429		06/15/2020	MBS PAYDOWN		15,308	15,308	17,451	15,241	0	67	0	67	0	15,308	0	0	0	569	03/15/2038	IFE
31397S-LZ-5	FNMA_11-30B		06/25/2020	INTEREST ONLY PAYMENT		0	0	11,620	660	0	(660)	0	(660)	0	0	0	0	0	1,729	04/25/2041	IFE
31397T-3F-7	FHLMC_3435		06/15/2020	INTEREST ONLY PAYMENT		0	0	18,813	1,193	0	(1,193)	0	(1,193)	0	0	0	0	0	3,568	04/15/2038	IFE
31397T-3Q-3	FHLMC_3442 MT		06/15/2020	MBS PAYDOWN		49,236	49,236	46,888	49,087	0	149	0	149	0	49,236	0	0	0	264	07/15/2034	IFE
31397U-3F-4	FNMA_11-60		06/01/2020	MBS PAYDOWN		27,403	27,403	24,233	27,055	0	348	0	348	0	27,403	0	0	0	0	08/25/2039	IFE
31397U-GY-9	FNMA_11-49		06/25/2020	INTEREST ONLY PAYMENT		0	0	13,316	938	0	(938)	0	(938)	0	0	0	0	0	2,344	06/25/2041	IFE
31397U-KP-3	FNMA_11-51C		06/25/2020	MBS PAYDOWN		313,659	313,659	304,988	309,167	0	4,492	0	4,492	0	313,659	0	0	0	6,366	06/25/2041	IFE
31397U-M7-1	FNMA_11-57 SE		06/25/2020	INTEREST ONLY PAYMENT		0	0	48,016	1,428	0	(1,428)	0	(1,428)	0	0	0	0	0	6,962	07/25/2041	IFE
31397U-N6-2	FNMA_11-57B		06/25/2020	INTEREST ONLY PAYMENT		0	0	30,217	1,642	0	(1,642)	0	(1,642)	0	0	0	0	0	3,970	07/25/2041	IFE
31397U-RB-7	FNMA_11-53		06/25/2020	INTEREST ONLY PAYMENT		0	0	200,427	5,424	0	(8,562)	0	(8,562)	0	0	0	0	0	24,828	06/25/2041	IFE
31397U-RE-1	FNMA_11-63A		06/01/2020	INTEREST ONLY PAYMENT		0	0	7,726	4,004	0	(4,004)	0	(4,004)	0	0	0	0	0	5,036	01/25/2041	IFE
31397U-SA-8	FNMA_11-63		06/25/2020	INTEREST ONLY PAYMENT		0	0	20,328	917	0	(917)	0	(917)	0	0	0	0	0	2,679	07/25/2041	IFE
31397V-FT-9	FNSTR_421		06/01/2020	INTEREST ONLY PAYMENT		0	0	6,504	454	0	(454)	0	(454)	0	0	0	0	0	762	12/25/2038	IFE
31397V-GE-1	FNSTR_421		06/01/2020	INTEREST ONLY PAYMENT		0	0	122,950	9,659	0	(9,659)	0	(9,659)	0	0	0	0	0	13,937	06/25/2039	IFE
31397Y-RA-1	FHLMC_3504		06/15/2020	INTEREST ONLY PAYMENT		0	0	1,822	565	0	(565)	0	(565)	0	0	0	0	0	1,039	01/15/2039	IFE
31397Y-SN-2	FHLMC_3501-SC SC		06/15/2020	INTEREST ONLY PAYMENT		0	0	4,693	39	0	(39)	0	(39)	0	0	0	0	0	962	01/15/2039	IFE
31397Y-SP-7	FHLMC_3501		06/15/2020	INTEREST ONLY PAYMENT		0	0	40,564	0	0	(793)	0	(793)	0	0	0	0	0	2,010	01/15/2039	IFE
31397Y-W7-2	FHLMC_3513		06/15/2020	INTEREST ONLY PAYMENT		0	0	18,445	1,410	0	(1,410)	0	(1,410)	0	0	0	0	0	2,886	02/15/2039	IFE
31397Y-Z2-0	FHLMC_3510		06/15/2020	INTEREST ONLY PAYMENT		0	0	13,392	701	0	(701)	0	(701)	0	0	0	0	0	1,546	07/15/2037	IFE
31397Y-ZF-1	FHLMC_3510 ID		06/15/2020	INTEREST ONLY PAYMENT		0	0	14,567	578	0	(578)	0	(578)	0	0	0	0	0	2,099	02/15/2037	IFE
31397Y-ZP-9	FHLMC_3510		06/15/2020	MBS PAYDOWN		8,593	8,593	7,474	8,506	0	87	0	87	0	8,593	0	0	0	0	02/15/2037	IFE
31398E-BM-5	FHLMC_3540G KS		06/15/2020	INTEREST ONLY PAYMENT		0	0	10,305	13	0	(13)	0	(13)	0	0	0	0	0	2,583	11/15/2036	IFE
31398E-PY-4	FHLMC_3549		06/15/2020	INTEREST ONLY PAYMENT		0	0	10,372	0	0	(122)	0	(122)	0	0	0	0	0	431	07/15/2039	IFE
31398E-X7-4	FHLMC_3550		06/15/2020	INTEREST ONLY PAYMENT		0	0	30,382	2,038	0	(2,038)	0	(2,038)	0	0	0	0	0	4,874	07/15/2039	IFE
31398F-6B-2	FNMA_09-101		06/25/2020	INTEREST ONLY PAYMENT		0	0	64,595	3,685	0	(3,685)	0	(3,685)	0	0	0	0	0	9,911	12/25/2039	IFE
31398F-7C-9	FNMA_09-101		06/01/2020	MBS PAYDOWN		31,995	31,995	28,965	31,598	0	396	0	396	0	31,995	0	0	0	0	12/25/2049	IFE
31398F-B6-7	FNMA_09-90E		06/25/2020	INTEREST ONLY PAYMENT		0	0	9,006	588	0	(588)	0	(588)	0	0	0	0	0	1,784	11/25/2039	IFE
31398F-LW-9	FNMA_09-78		06/25/2020	INTEREST ONLY PAYMENT		0	0	39,111	2,219	0	(2,219)	0	(2,219)	0	0	0	0	0	4,766	10/25/2039	IFE
31398F-PJ-4	FNMA_09-82		06/25/2020	INTEREST ONLY PAYMENT		0	0	12,697	1,044	0	(1,044)	0	(1,044)	0	0	0	0	0	2,015	10/25/2039	IFE
31398F-R5-2	FNMA_09-87C		06/25/2020	INTEREST ONLY PAYMENT		0	0	10,043	662	0	(662)	0	(662)	0	0	0	0	0	2,279	11/25/2039	IFE
31398F-RT-0	FNMA_09-86		06/01/2020	MBS PAYDOWN		9,884	9,884	8,625	9,797	0	87	0	87	0	9,884	0	0	0	0	10/25/2037	IFE
31398F-V7-3	FNMA_09-94E FX		06/25/2020	MBS PAYDOWN		10,162	10,162	8,917	10,024	0	138	0	138	0	10,162	0	0	0	79	02/25/2038	IFE
31398G-3F-4	FNMA_10-30		06/25/2020	INTEREST ONLY PAYMENT		0	0	49,702	0	0	(1,343)	0	(1,343)	0	0	0	0	0	4,163	02/25/2040	IFE
31398G-AF-6	FNMA_09-104		06/25/2020	INTEREST ONLY PAYMENT		0	0	25,410	1,294	0	(1,294)	0	(1,294)	0	0	0	0	0	3,536	12/25/2039	IFE
31398G-G8-6	FNMA_10-5		06/25/2020	INTEREST ONLY PAYMENT		0	0	25,009	1,187	0	(1,187)	0	(1,187)	0	0	0	0	0	3,391	02/25/2040	IFE
31398G-HZ-5	FNMA_09-103B SA		06/25/2020	INTEREST ONLY PAYMENT		0	0	9,383	1,334	0	(1,334)	0	(1,334)	0	0	0	0	0	2,532	09/25/2039	IFE
31398G-IE-5	FNMA_09-113D SA		06/25/2020	INTEREST ONLY PAYMENT		0	0	52,578	1,407	0	(1,407)	0	(1,407)	0	0	0	0	0	9,052	01/25/2040	IFE
31398G-YX-1	FNMA_10-8		06/25/2020	INTEREST ONLY PAYMENT		0	0	38,152	2,637	0	(2,637)	0	(2,637)	0	0	0	0	0	5,678	02/25/2040	IFE
31398G-YZ-6	FNMA_10-8B		06/25/2020	INTEREST ONLY PAYMENT		0	0	29,005	0	0	(677)	0	(677)	0	0	0	0	0	2,235	02/25/2040	IFE
31398J-HH-9	FHLMC_3560		06/15/2020	INTEREST ONLY PAYMENT		0	0	25,672	1,729	0	(1,729)	0	(1,729)	0	0	0	0	0	3,536	08/15/2039	IFE
31398J-HT-3	FHLMC_3560F IM		06/01/2020	INTEREST ONLY PAYMENT		0	0	1,828	709	0	(709)	0	(709)	0	0	0	0	0	985	12/15/2038	IFE
31398J-SS-3	FHLMC_3572 JS JS		06/15/2020	INTEREST ONLY PAYMENT		0	0	66,331	1,635	0	(1,635)	0	(1,635)	0	0	0	0	0	13,069	09/15/2039	IFE
31398J-VX-8	FHLMC_3578 BO		06/01/2020	MBS PAYDOWN		3,350	3,350	2,482	3,201	0	149	0	149	0	3,350	0	0	0	0	10/15/2036	IFE
31398K-CB-4	FHLMC_3582		06/15/2020	INTEREST ONLY PAYMENT		0	0	4,947	350	0	(350)	0	(350)	0	0	0	0	0	674	10/15/2039	IFE
31398K-CC-2	FHLMC_3582		06/15/2020	INTEREST ONLY PAYMENT		0	0	61,647	0	0	(1,265)	0	(1,265)	0	0	0	0	0	3,091	10/15/2039	IFE
31398K-N5-5	FHLMC_3602A		06/15/2020	MBS PAYDOWN		68,973	68,973	89,277	69,398	0	(425)	0	(425)	0	68,973	0	0	0	5,529	11/15/2024	IFE
31398K-QQ-6	FHLMC_3604		06/01/2020	MBS PAYDOWN		4,746	4,746	4,235	4,706	0	40	0	40	0	4,746	0	0	0	0	05/15/2036	IFE
31398K-QW-3	FHLMC_3604B SI		06/15/2020	INTEREST ONLY PAYMENT		0	0	16,204	425	0	(425)	0	(425)	0	0	0	0	0	2,631	05/15/2036	IFE

STATEMENT AS OF JUNE 30, 2020 OF THE VOYA RETIREMENT INSURANCE AND ANNUITY COMPANY

SCHEDULE D - PART 4

Show All Long-Term Bonds and Stock Sold, Redeemed or Otherwise Disposed of During the Current Quarter

1 CUSIP Identification	2 Description	3 Foreign	4 Disposal Date	5 Name of Purchaser	6 Number of Shares of Stock	7 Consideration	8 Par Value	9 Actual Cost	10 Prior Year Book/Adjusted Carrying Value	Change In Book/Adjusted Carrying Value					16 Book/Adjusted Carrying Value at Disposal Date	17 Foreign Exchange Gain (Loss) on Disposal	18 Realized Gain (Loss) on Disposal	19 Total Gain (Loss) on Disposal	20 Bond Interest/Stock Dividends Received During Year	21 Stated Contractual Maturity Date	22 NAIC Designation and Administrative Symbol
										11 Unrealized Valuation Increase/(Decrease)	12 Current Year's (Amortization)/Accretion	13 Current Year's Other Than Temporary Impairment Recognized	14 Total Change in Book/Adjusted Carrying Value (11 + 12 - 13)	15 Total Foreign Exchange Change in Book/Adjusted Carrying Value							
31398L-ZP-6	FHLMC 3621		06/01/2020	MBS PAYDOWN		3,851	3,851	3,400	3,819	0	32	0	32	0	3,851	0	0	0	0	01/15/2040	IFE
31398M-F8-4	FNMA 10-28		06/25/2020	MBS PAYDOWN		1,821	1,821	2,031	1,837	0	(16)	0	(16)	0	1,821	0	0	0	64	04/25/2040	IFE
31398M-OR-0	FNMA 10-15		06/25/2020	INTEREST ONLY PAYMENT		0	0	72,649	4,259	0	(4,259)	0	(4,259)	0	0	0	0	0	10,839	03/25/2040	IFE
31398N-BH-6	FNMA 10-102		06/25/2020	INTEREST ONLY PAYMENT		0	0	36,826	1,752	0	(1,752)	0	(1,752)	0	0	0	0	0	3,806	09/25/2040	IFE
31398N-EY-6	FNMA 10-95F		06/25/2020	INTEREST ONLY PAYMENT		0	0	23,889	1,066	0	(1,066)	0	(1,066)	0	0	0	0	0	3,290	09/25/2040	IFE
31398N-HF-4	FNMA 10-97E SC		06/25/2020	INTEREST ONLY PAYMENT		0	0	71,201	1,068	0	(1,068)	0	(1,068)	0	0	0	0	0	4,724	09/25/2040	IFE
31398N-L2-8	FNMA 10-110		06/25/2020	INTEREST ONLY PAYMENT		0	0	209,427	8,379	0	(8,379)	0	(8,379)	0	0	0	0	0	24,743	10/25/2040	IFE
31398N-MM-2	FNMA 10-115		06/25/2020	INTEREST ONLY PAYMENT		0	0	17,291	856	0	(856)	0	(856)	0	0	0	0	0	1,853	10/25/2040	IFE
31398N-TF-1	FNMA 10-109		06/25/2020	INTEREST ONLY PAYMENT		0	0	50,906	3,403	0	(3,403)	0	(3,403)	0	0	0	0	0	6,083	10/25/2040	IFE
31398N-V9-2	FNMA 10-123		06/25/2020	INTEREST ONLY PAYMENT		0	0	61,498	3,096	0	(3,096)	0	(3,096)	0	0	0	0	0	8,554	11/25/2040	IFE
31398P-ON-7	FNMA 10-38		06/25/2020	INTEREST ONLY PAYMENT		0	0	2,993	257	0	(257)	0	(257)	0	0	0	0	0	572	04/25/2025	IFE
31398P-QC-6	FNMA 10-40A		06/25/2020	INTEREST ONLY PAYMENT		0	0	15,167	721	0	(721)	0	(721)	0	0	0	0	0	2,050	04/25/2040	IFE
31398P-U2-3	FNMA 10-39		06/01/2020	MBS PAYDOWN		10,645	10,645	9,354	10,547	0	98	0	98	0	10,645	0	0	0	0	10/25/2035	IFE
31398P-UJ-1	FNMA 10-46	QP	06/01/2020	MBS PAYDOWN		770	770	823	775	0	(5)	0	(5)	0	770	0	0	0	18	05/25/2040	IFE
31398Q-RT-6	FHLMC 3738		06/15/2020	INTEREST ONLY PAYMENT		0	0	52,870	6,642	0	(6,642)	0	(6,642)	0	0	0	0	0	11,565	08/15/2040	IFE
31398R-BC-8	FNMA 10-43		06/25/2020	INTEREST ONLY PAYMENT		0	0	5,486	1,392	0	(1,392)	0	(1,392)	0	0	0	0	0	1,816	09/25/2039	IFE
31398R-LT-0	FNMA 10-65		06/25/2020	MBS PAYDOWN		227,640	227,640	292,518	226,470	0	1,170	0	1,170	0	227,640	0	0	0	9,360	05/25/2040	IFE
31398S-F4-0	FNMA 10-13SD		06/25/2020	INTEREST ONLY PAYMENT		0	0	15,341	1,695	0	(1,695)	0	(1,695)	0	0	0	0	0	3,080	04/25/2040	IFE
31398S-MC-4	FNMA 10-134		06/25/2020	INTEREST ONLY PAYMENT		0	0	82,339	4,011	0	(4,011)	0	(4,011)	0	0	0	0	0	10,148	12/25/2040	IFE
31398S-T3-7	FNMA 10-140		06/25/2020	INTEREST ONLY PAYMENT		0	0	25,011	4,485	0	(4,485)	0	(4,485)	0	0	0	0	0	6,942	07/25/2039	IFE
31398S-WF-6	FNMA 10-139E		06/01/2020	INTEREST ONLY PAYMENT		0	0	7,114	396	0	(396)	0	(396)	0	0	0	0	0	830	12/25/2040	IFE
31398S-XR-9	FNMA 10-141		06/25/2020	INTEREST ONLY PAYMENT		0	0	51,988	2,996	0	(2,996)	0	(2,996)	0	0	0	0	0	7,697	12/25/2040	IFE
31398T-GS-5	FNMA 10-108	BC	06/01/2020	MBS PAYDOWN		102,298	102,298	99,229	102,132	0	166	0	166	0	102,298	0	0	0	1,800	09/25/2040	IFE
31398T-GX-3	FNMA 10-68	SC	06/25/2020	INTEREST ONLY PAYMENT		0	0	17,323	348	0	(348)	0	(348)	0	0	0	0	0	2,828	07/25/2040	IFE
31398V-LL-8	FHLMC 3656	KS	06/15/2020	INTEREST ONLY PAYMENT		0	0	2,930	260	0	(260)	0	(260)	0	0	0	0	0	473	02/15/2040	IFE
31398V-SY-3	FHLMC 3662C	ZB	06/01/2020	MBS PAYDOWN		32,591	32,591	33,141	32,594	0	(3)	0	(3)	0	32,591	0	0	0	749	08/15/2036	IFE
31398W-4K-7	FHLMC 3626E	AS	05/01/2020	INTEREST ONLY PAYMENT		0	0	6,192	0	0	0	0	0	0	0	0	0	0	1,740	06/15/2037	IFE
31398W-RF-3	FHLMC 3632		06/15/2020	MBS PAYDOWN		7,082	7,082	9,371	7,222	0	(140)	0	(140)	0	7,082	0	0	0	394	02/15/2040	IFE
31406G-JF-7	FN 5 7/1 12M LIBOR ARM		06/01/2020	MBS PAYDOWN		9,357	9,357	9,473	9,359	0	(3)	0	(3)	0	9,357	0	0	0	142	02/01/2035	IFE
3140EU-E2-1	FNMA 30YR		06/01/2020	MBS PAYDOWN		555,779	555,779	579,280	559,127	0	(3,349)	0	(3,349)	0	555,779	0	0	0	8,212	01/01/2046	IFE
3140HJ-3A-7	FNMA 30YR		06/01/2020	MBS PAYDOWN		1,422,966	1,422,966	1,486,666	1,435,260	0	(12,294)	0	(12,294)	0	1,422,966	0	0	0	27,808	06/01/2048	IFE
3140HL-PU-4	FNMA 30YR		06/01/2020	MBS PAYDOWN		3,818,768	3,818,768	4,094,734	3,861,565	0	(42,797)	0	(42,797)	0	3,818,768	0	0	0	86,671	07/01/2048	IFE
3140J7-PU-1	FNMA 30YR		06/01/2020	MBS PAYDOWN		762,486	762,486	752,717	761,475	0	1,011	0	1,011	0	762,486	0	0	0	11,287	11/01/2047	IFE
31410K-NG-5	FNMA 30YR		06/01/2020	MBS PAYDOWN		3,533	3,533	3,556	3,534	0	0	0	0	0	3,533	0	0	0	34	07/01/2038	IFE
31412T-M2-6	FNMA 30YR		06/01/2020	MBS PAYDOWN		3,714	3,714	3,840	3,724	0	(10)	0	(10)	0	3,714	0	0	0	85	06/01/2038	IFE
31414G-GZ-6	FNMA 30YR		06/01/2020	MBS PAYDOWN		360	360	359	360	0	0	0	0	0	360	0	0	0	9	12/01/2037	IFE
31415C-FD-4	FNMA 30YR		06/01/2020	MBS PAYDOWN		15	15	15	15	0	0	0	0	0	15	0	0	0	0	07/01/2038	IFE
31416B-7D-4	FNMA 30YR		06/01/2020	MBS PAYDOWN		47,837	47,837	53,607	48,407	0	(570)	0	(570)	0	47,837	0	0	0	1,168	03/01/2039	IFE
31417F-SW-9	FNMA 30YR		06/01/2020	MBS PAYDOWN		192,460	192,460	198,534	193,006	0	(546)	0	(546)	0	192,460	0	0	0	2,792	03/01/2043	IFE
31418D-FQ-0	FNMA 30YR UMBS		06/01/2020	MBS PAYDOWN		883,240	883,240	898,973	885,057	0	(1,816)	0	(1,816)	0	883,240	0	0	0	10,999	09/01/2049	IFE
31418D-GM-8	FNMA 30YR UMBS		06/01/2020	MBS PAYDOWN		881,468	881,468	909,669	885,433	0	(3,964)	0	(3,964)	0	881,468	0	0	0	12,831	10/01/2049	IFE
31418D-LT-7	FNMA 30YR UMBS		06/01/2020	MBS PAYDOWN		1,483,866	1,483,866	1,510,993	1,483,866	0	(2,080)	0	(2,080)	0	1,483,866	0	0	0	15,634	02/01/2050	IFE
31418H-ML-3	FNMA 30YR		06/01/2020	MBS PAYDOWN		19,458	19,458	21,261	19,577	0	(119)	0	(119)	0	19,458	0	0	0	397	10/01/2039	IFE
31418S-4V-8	FNMA 30YR		06/01/2020	MBS PAYDOWN		15,698	15,698	16,726	15,723	0	(24)	0	(24)	0	15,698	0	0	0	199	07/01/2040	IFE
31418U-BS-2	FNMA 30YR		06/01/2020	MBS PAYDOWN		7,225	7,225	7,829	7,265	0	(41)	0	(41)	0	7,225	0	0	0	166	05/01/2040	IFE
31418V-3A-8	FNMA 30YR		06/01/2020	MBS PAYDOWN		119,161	119,161	124,262	119,484	0	(324)	0	(324)	0	119,161	0	0	0	2,199	07/01/2040	IFE
31418V-UM-2	FNMA 30YR		06/01/2020	MBS PAYDOWN		39,002	39,002	42,140	39,200	0	(199)	0	(199)	0	39,002	0	0	0	358	08/01/2040	IFE
31418X-EK-0	FNMA 30YR		06/01/2020	MBS PAYDOWN		168,395	168,395	175,499	169,083	0	(689)	0	(689)	0	168,395	0	0	0	3,273	08/01/2040	IFE
31419B-SY-2	FNMA 30YR		06/01/2020	MBS PAYDOWN		99,694	99,694	103,900	99,904	0	(210)	0	(210)	0	99,694	0	0	0	1,759	08/01/2040	IFE
31419C-R4-7	FNMA 30YR		06/01/2020	MBS PAYDOWN		72,831	72,831	77,531	72,938	0	(107)	0	(107)	0	72,831	0	0	0	1,517	08/01/2040	IFE
31419D-NR-8	FNMA 30YR		06/01/2020	MBS PAYDOWN		4,532	4,532	4,822	4,539	0	(7)	0	(7)	0	4,532	0	0	0	94	09/01/2040	IFE
37610L-AH-0	GNNM 06-29	SH	06/20/2020	INTEREST ONLY PAYMENT		0	0	2,618	(10)	0	10	0	10	0	0	0	0	0	1,083	06/20/2036	IFE
38373A-UX-2	GNNM 09-68	PS	06/16/2020	INTEREST ONLY PAYMENT		0	0	16,240	1,232	0	(1,232)	0	(1,232)	0	0	0	0	0	3,805	11/16/2038	IFE
38373Q-NX-5	GNNM 03-41	S	06/																		

STATEMENT AS OF JUNE 30, 2020 OF THE VOYA RETIREMENT INSURANCE AND ANNUITY COMPANY

SCHEDULE D - PART 4

Show All Long-Term Bonds and Stock Sold, Redeemed or Otherwise Disposed of During the Current Quarter

1	2	3	4	5	6	7	8	9	10	Change In Book/Adjusted Carrying Value					16	17	18	19	20	21	22	
										11	12	13	14	15								
CUSIP Identification	Description	Foreign	Disposal Date	Name of Purchaser	Number of Shares of Stock	Consideration	Par Value	Actual Cost	Prior Year Book/Adjusted Carrying Value	Unrealized Valuation Increase/(Decrease)	Current Year's (Amortization)/Accretion	Current Year's Other Than Temporary Impairment Recognized	Total Change in Book/Adjusted Carrying Value (11 + 12 - 13)	Total Foreign Exchange Change in Book /Adjusted Carrying Value	Book/Adjusted Carrying Value at Disposal Date	Foreign Exchange Gain (Loss) on Disposal	Realized Gain (Loss) on Disposal	Total Gain (Loss) on Disposal	Bond Interest/ Stock Dividends Received During Year	Stated Contractual Maturity Date	NAIC Designation and Administrative Symbol	
38373S-QN-0	GNMA 03-11 SA		06/16/2020	INTEREST ONLY PAYMENT		0	0	14,425	1,970	0	(1,970)	0	(1,970)	0	0	0	0	0	0	4,446	02/16/2033	IFE
38373V-MX-5	GNMA 02-65 SC		06/16/2020	INTEREST ONLY PAYMENT		0	0	6,564	856	0	(856)	0	(856)	0	0	0	0	0	0	1,708	09/16/2032	IFE
38373V-NT-3	GNMA 02-63 SF		06/16/2020	INTEREST ONLY PAYMENT		0	0	7,492	96	0	(96)	0	(96)	0	0	0	0	0	0	1,191	09/16/2032	IFE
38373V-PS-3	GNMA 02-64 SG		06/16/2020	INTEREST ONLY PAYMENT		0	0	4,908	358	0	(358)	0	(358)	0	0	0	0	0	0	874	09/16/2032	IFE
38373Y-Z9-0	GNMA 02-51 SC		06/16/2020	INTEREST ONLY PAYMENT		0	0	38	7	0	(7)	0	(7)	0	0	0	0	0	0	30	07/16/2032	IFE
38373Y-2P-8	GNMA 03-7 SB		06/16/2020	INTEREST ONLY PAYMENT		0	0	1,452	198	0	(198)	0	(198)	0	0	0	0	0	0	433	01/16/2033	IFE
38373Y-KV-5	GNMA 02-92 ES		06/20/2020	INTEREST ONLY PAYMENT		0	0	5,435	422	0	(422)	0	(422)	0	0	0	0	0	0	880	02/20/2029	IFE
38373Y-KX-1	GNMA 02-92 SE		06/20/2020	INTEREST ONLY PAYMENT		0	0	1,927	152	0	(152)	0	(152)	0	0	0	0	0	0	309	02/20/2029	IFE
383742-J6-1	GNMA 08-32 SW		06/16/2020	INTEREST ONLY PAYMENT		0	0	4,241	36	0	(36)	0	(36)	0	0	0	0	0	0	1,044	04/16/2038	IFE
38374B-7B-3	GNMA 03-80 SA		06/16/2020	INTEREST ONLY PAYMENT		0	0	2,852	171	0	(171)	0	(171)	0	0	0	0	0	0	435	09/16/2033	IFE
38374B-XC-2	GNMA 03-67		06/01/2020	MBS PAYDOWN	75,155	75,155	54,284	74,158	998	0	998	0	998	0	75,155	0	0	0	0	0	08/20/2033	IFE
38374B-ZG-1	GNMA 03-69 SG		06/16/2020	INTEREST ONLY PAYMENT		0	0	21,070	1,609	0	(1,609)	0	(1,609)	0	0	0	0	0	0	3,546	12/16/2029	IFE
38374C-4M-0	GNMA 03-85 QC		06/17/2020	MBS PAYDOWN	39,142	39,142	46,439	38,303	839	0	839	0	839	0	39,142	0	0	0	0	0	05/17/2033	IFE
38374C-H6-1	GNMA 03-86 SH		06/16/2020	INTEREST ONLY PAYMENT		0	0	22,511	1,676	0	(1,676)	0	(1,676)	0	0	0	0	0	0	4,404	10/16/2033	IFE
38374D-BJ-7	GNMA 06-34		06/01/2020	MBS PAYDOWN	1,153	1,153	980	1,140	12	0	12	0	12	0	1,153	0	0	0	0	0	07/20/2036	IFE
38374D-BK-4	GNMA 06-34 PS		06/20/2020	INTEREST ONLY PAYMENT		0	0	8,780	492	0	(492)	0	(492)	0	0	0	0	0	0	1,460	07/20/2036	IFE
38374E-P3-5	GNMA 03-110 S		06/20/2020	INTEREST ONLY PAYMENT		0	0	14,542	786	0	(786)	0	(786)	0	0	0	0	0	0	2,153	10/20/2033	IFE
38374F-5Y-6	GNMA 04-26 GS		06/17/2020	INTEREST ONLY PAYMENT		0	0	13,133	10	0	(10)	0	(10)	0	0	0	0	0	0	3,955	07/17/2033	IFE
38374F-GF-5	GNMA 04-8 SI		06/26/2020	INTEREST ONLY PAYMENT		0	0	6,938	968	0	(968)	0	(968)	0	0	0	0	0	0	1,841	11/26/2023	IFE
38374F-S7-0	GNMA 04-18		06/16/2020	MBS PAYDOWN	5,774	5,774	19,689	6,584	810	0	810	0	810	0	5,774	0	0	0	0	0	03/16/2034	IFE
38374F-TV-6	GNMA 04-19C MS		06/20/2020	MBS PAYDOWN	15,608	15,608	17,378	15,631	24	0	24	0	24	0	15,608	0	0	0	0	0	03/20/2034	IFE
38374G-6K-3	GNMA 04-46 SD		06/16/2020	INTEREST ONLY PAYMENT		0	0	1,892	114	0	(114)	0	(114)	0	0	0	0	0	0	273	06/16/2034	IFE
38374G-M9-0	GNMA 04-34 SN		06/20/2020	MBS PAYDOWN	29,985	29,985	24,738	28,218	1,767	0	1,767	0	1,767	0	29,985	0	0	0	0	1,502	02/20/2034	IFE
38374G-SJ-2	GNMA 04-37		06/01/2020	MBS PAYDOWN	78,321	78,321	63,356	78,321	854	0	854	0	854	0	78,321	0	0	0	0	0	04/20/2034	IFE
38374G-UN-0	GNMA 04-39		06/16/2020	INTEREST ONLY PAYMENT		0	0	3,978	237	0	(237)	0	(237)	0	0	0	0	0	0	372	05/16/2034	IFE
38374G-XG-2	GNMA 04-39 QD		06/16/2020	MBS PAYDOWN	7,786	7,786	7,630	7,234	552	0	552	0	552	0	7,786	0	0	0	0	0	05/16/2034	IFE
38374G-XQ-0	GNMA 04-32 S		06/16/2020	INTEREST ONLY PAYMENT		0	0	2,987	238	0	(238)	0	(238)	0	0	0	0	0	0	450	11/16/2031	IFE
38374G-YL-0	GNMA 04-32 SU		06/20/2020	MBS PAYDOWN	9,846	9,846	9,009	9,296	550	0	550	0	550	0	9,846	0	0	0	0	0	04/20/2034	IFE
38374H-RJ-6	GNMA 04-63 SB		06/16/2020	MBS PAYDOWN	24,853	24,853	23,827	23,637	1,216	0	1,216	0	1,216	0	24,853	0	0	0	0	1,534	08/16/2034	IFE
38374J-KT-2	GNMA 04-89		06/20/2020	MBS PAYDOWN	14,024	14,024	16,284	14,174	150	0	(150)	0	(150)	0	14,024	0	0	0	0	453	10/20/2034	IFE
38374K-7U-1	GNMA 05-28		06/01/2020	MBS PAYDOWN	14,895	14,895	14,171	14,753	141	0	141	0	141	0	14,895	0	0	0	0	0	02/17/2033	IFE
38374K-AW-3	GNMA 04-109 MK		06/20/2020	MBS PAYDOWN	2,929	2,929	2,893	2,778	151	0	151	0	151	0	2,929	0	0	0	0	133	12/20/2034	IFE
38374K-KX-0	GNMA 05-8 SB		06/20/2020	INTEREST ONLY PAYMENT		0	0	10,698	380	0	(380)	0	(380)	0	0	0	0	0	0	2,166	01/20/2035	IFE
38374K-WV-9	GNMA 05-16A		06/20/2020	INTEREST ONLY PAYMENT		0	0	12,133	543	0	(543)	0	(543)	0	0	0	0	0	0	1,734	02/20/2035	IFE
38374L-4E-8	GNMA 05-68 SH		06/17/2020	MBS PAYDOWN	41,960	41,960	47,825	41,787	173	0	173	0	173	0	41,960	0	0	0	0	2,203	06/17/2035	IFE
38374M-6J-3	GNMA 06-21 CS		06/20/2020	MBS PAYDOWN	54,809	54,809	69,767	54,048	761	0	761	0	761	0	54,809	0	0	0	0	6,531	05/20/2036	IFE
38374M-7D-5	GNMA 06-35 SA		06/20/2020	INTEREST ONLY PAYMENT		0	0	487	46	0	(46)	0	(46)	0	0	0	0	0	0	226	07/20/2036	IFE
38374N-SL-2	GNMA 06-50 JC		06/01/2020	MBS PAYDOWN	86,582	86,582	94,049	87,210	628	0	(628)	0	(628)	0	86,582	0	0	0	0	1,814	06/20/2036	IFE
38374T-5Z-3	GNMA 09-47A K1		06/01/2020	INTEREST ONLY PAYMENT		0	0	3,657	247	0	(247)	0	(247)	0	0	0	0	0	0	397	06/16/2039	IFE
38374T-KL-7	GNMA 09-15 SM		06/20/2020	INTEREST ONLY PAYMENT		0	0	9,282	552	0	(552)	0	(552)	0	0	0	0	0	0	1,644	03/20/2039	IFE
38374U-JQ-5	GNMA 09-33B SN		06/20/2020	INTEREST ONLY PAYMENT		0	0	8,739	2,172	0	(2,172)	0	(2,172)	0	0	0	0	0	0	3,772	05/20/2039	IFE
38374U-LF-6	GNMA 09-33		06/20/2020	INTEREST ONLY PAYMENT		0	0	41,828	9,572	0	(9,572)	0	(9,572)	0	0	0	0	0	0	14,668	05/20/2039	IFE
38374U-LG-4	GNMA 09-33B NI		06/01/2020	INTEREST ONLY PAYMENT		0	0	754	433	0	(433)	0	(433)	0	0	0	0	0	0	586	05/20/2039	IFE
38374V-LM-9	GNMA 09-56		06/20/2020	INTEREST ONLY PAYMENT		0	0	32,887	1,625	0	(1,625)	0	(1,625)	0	0	0	0	0	0	5,388	07/20/2039	IFE
38374V-P9-4	GNMA 09-50E NS		06/20/2020	INTEREST ONLY PAYMENT		0	0	25,859	3,210	0	(3,210)	0	(3,210)	0	0	0	0	0	0	6,857	09/20/2038	IFE
38374V-UT-4	GNMA 09-57C HI		06/01/2020	INTEREST ONLY PAYMENT		0	0	5,704	768	0	(768)	0	(768)	0	0	0	0	0	0	1,125	06/16/2039	IFE
38374V-VS-5	GNMA 09-53A SC		06/16/2020	INTEREST ONLY PAYMENT		0	0	1,216	707	0	(707)	0	(707)	0	0	0	0	0	0	963	10/16/2038	IFE
38374V-Y7-8	GNMA 2009-50 PS		06/20/2020	INTEREST ONLY PAYMENT		0	0	15,836	636	0	(636)	0	(636)	0	0	0	0	0	0	3,690	06/20/2039	IFE
38374V-ZT-9	GNMA 09-54D US		06/16/2020	INTEREST ONLY PAYMENT		0	0	7,484	205	0	(205)	0	(205)	0	0	0	0	0	0	1,703	04/16/2039	IFE
38374X-EE-1	GNMA 09-16		06/20/2020	INTEREST ONLY PAYMENT		0	0	37,016	1,998	0	(1,998)	0	(1,998)	0	0	0	0	0	0	5,235	01/20/2037	IFE
38375B-5Z-1	GNMA 13-H19		06/01/2020	INTEREST ONLY PAYMENT		0	0	12,972	2,678	0	(2,678)	0	(2,678)	0	0	0	0	0	0	1,810	08/20/2063	IFE
38375B-ES-7	GNMA 10-H18-IF		06/01/2020	INTEREST ONLY PAYMENT		0	0	26,022	1,331	0	(1,331)	0	(1,331)	0	0	0	0	0	0	2,769	09/20/2060	IFE
38375B-GQ-9	GNMA 10-H24		06/01/2020	INTEREST ONLY PAYMENT		0	0	78,050	4,840	0	(4,840)	0	(4,840)	0	0	0	0	0	0	7,989	10/20/2060	IFE
38375B-JL-7	GNMA 10-H27		06/01/2020	INTEREST ONLY PAYMENT		0	0	24,972	777	0	(777)	0	(777)	0	0	0	0	0	0	2,343	12/20/2060	IFE
38375B-LV-2	GNMA 11-H13		06/01/2020	INTEREST ONLY PAYMENT		0	0	71,993	3,478	0	(3,478)	0	(3,478)	0	0	0	0	0	0	6,088	04/20/2061	IFE
38375B-RK-0	GNMA 12-H09		06/01/2020	INTEREST ONLY PAYMENT		0	0	30,926	2,478	0	(2,478)	0	(2,478)	0	0	0	0	0	0	4,098	03/20/2062	IFE
38375B-X7-2	GNMA 13-H10-X1		06/01/2020	INTEREST ONLY PAYMENT		0	0	97,324	55,616	0	(55,616)	0	(55,616)	0	0	0	0	0	0	65,237	04/20/2063	IFE
38375B-YR-7	GNMA 12-H26		06/01/2020	INTEREST ONLY PAYMENT		0	0	11,716	432	0	(432)	0	(432)	0	0	0	0	0	0	1,531	07/20/2062	IFE

STATEMENT AS OF JUNE 30, 2020 OF THE VOYA RETIREMENT INSURANCE AND ANNUITY COMPANY

SCHEDULE D - PART 4

Show All Long-Term Bonds and Stock Sold, Redeemed or Otherwise Disposed of During the Current Quarter

1 CUSIP Identification	2 Description	3 For-foreign	4 Disposal Date	5 Name of Purchaser	6 Number of Shares of Stock	7 Consideration	8 Par Value	9 Actual Cost	10 Prior Year Book/ Adjusted Carrying Value	Change In Book/Adjusted Carrying Value					16 Book/ Adjusted Carrying Value at Disposal Date	17 Foreign Exchange Gain (Loss) on Disposal	18 Realized Gain (Loss) on Disposal	19 Total Gain (Loss) on Disposal	20 Bond Interest/ Stock Dividends Received During Year	21 Stated Contractual Maturity Date	22 NAIC Designation and Administrative Symbol				
										11 Unrealized Valuation Increase/ (Decrease)	12 Current Year's (Amortization)/ Accretion	13 Current Year's Other Than Temporary Impairment Recognized	14 Total Change in Book/ Adjusted Carrying Value (11 + 12 - 13)	15 Total Foreign Exchange Change in Book /Adjusted Carrying Value											
38375J-EM-3	GNMA_07-1 S		06/20/2020	INTEREST ONLY PAYMENT		.0	.0	33,456	.894	.0	.0	(.894)	.0	.0	.0	.0	.0	.0	.0	.0	5,981	01/20/2037	IFE		
38375J-MP-7	GNMA_07-9 AI		06/16/2020	INTEREST ONLY PAYMENT		.0	.0	19,600	.331	.0	.0	(.331)	.0	.0	.0	.0	.0	.0	.0	.0	4,046	03/16/2037	IFE		
38375J-MY-8	GNMA_07-9 DO		06/01/2020	MBS PAYDOWN		5,012	5,012	4,289	4,965	.0	.0	.47	.0	.47	.0	.0	.0	.0	5,012	.0	.0	.0	03/20/2037	IFE	
38375J-PP-2	GNMA_07-8		06/20/2020	INTEREST ONLY PAYMENT		.0	.0	25,354	1,255	.0	.0	(1,255)	.0	(1,255)	.0	.0	.0	.0	.0	2,720	.0	.0	.0	03/20/2037	IFE
38375J-TE-5	GNMA_07-17		06/01/2020	MBS PAYDOWN		5,817	5,817	4,889	5,739	.0	.0	.78	.0	.78	.0	.0	.0	.0	5,817	.0	.0	.0	.0	04/16/2037	IFE
38375J-LP-8	GNMA_07-19		06/20/2020	INTEREST ONLY PAYMENT		.0	.0	17,252	.388	.0	.0	(.388)	.0	(.388)	.0	.0	.0	.0	.0	.0	3,806	04/20/2037	IFE		
38375K-2J-0	GNMA_07-43 SI		06/20/2020	INTEREST ONLY PAYMENT		.0	.0	1,550	.110	.0	.0	(.110)	.0	(.110)	.0	.0	.0	.0	.0	.0	236	07/20/2037	IFE		
38375K-AQ-5	GNMA_07-26 SA		06/20/2020	INTEREST ONLY PAYMENT		.0	.0	32,768	1,778	.0	.0	(1,778)	.0	(1,778)	.0	.0	.0	.0	.0	.0	4,918	05/20/2037	IFE		
38375K-G3-0	GNMA_07-47 SD		06/16/2020	MBS PAYDOWN		86,471	86,471	86,120	77,129	.0	.0	9,342	.0	9,342	.0	86,471	.0	.0	.0	.0	8,441	08/16/2036	IFE		
38375K-JJ-2	GNMA_07-36		06/16/2020	INTEREST ONLY PAYMENT		.0	.0	27,166	2,153	.0	.0	(2,153)	.0	(2,153)	.0	.0	.0	.0	.0	4,980	06/16/2037	IFE			
38375L-EF-3	GNMA_07-53		06/20/2020	INTEREST ONLY PAYMENT		.0	.0	15,374	1,137	.0	.0	(1,137)	.0	(1,137)	.0	.0	.0	.0	.0	2,365	09/20/2037	IFE			
38375L-SY-7	GNMA_07-60		06/01/2020	MBS PAYDOWN		4,899	4,899	4,313	4,842	.0	.0	.57	.0	.57	.0	4,899	.0	.0	.0	.0	.0	.0	.0	10/20/2037	IFE
38375L-Y7-9	GNMA_07-66 SG		06/20/2020	INTEREST ONLY PAYMENT		.0	.0	21,657	.958	.0	.0	(.958)	.0	(.958)	.0	.0	.0	.0	.0	.0	4,213	11/20/2037	IFE		
38375P-KL-4	GNMA_08-94 SC		06/20/2020	INTEREST ONLY PAYMENT		.0	.0	3,825	.102	.0	.0	(.102)	.0	(.102)	.0	.0	.0	.0	.0	.0	972	02/20/2038	IFE		
38375P-Q9-5	GNMA_08-7		06/20/2020	MBS PAYDOWN		6,392	6,392	7,694	6,323	.0	.0	.68	.0	.68	.0	6,392	.0	.0	.0	.0	422	11/20/2037	IFE		
38375P-R6-0	GNMA_08-20A		06/20/2020	INTEREST ONLY PAYMENT		.0	.0	4,242	.257	.0	.0	(.257)	.0	(.257)	.0	.0	.0	.0	.0	.0	925	09/20/2037	IFE		
38375P-XS-5	GNMA_08-11B SB		06/20/2020	INTEREST ONLY PAYMENT		.0	.0	7,538	.247	.0	.0	(.247)	.0	(.247)	.0	.0	.0	.0	.0	1,748	02/20/2038	IFE			
38375P-YP-0	GNMA_08-10 SP		06/20/2020	INTEREST ONLY PAYMENT		.0	.0	4,820	.62	.0	.0	(.62)	.0	(.62)	.0	.0	.0	.0	.0	1,373	01/20/2038	IFE			
38375Q-3R-8	GNMA_08-53 TS		06/20/2020	INTEREST ONLY PAYMENT		.0	.0	14,758	.735	.0	.0	(.735)	.0	(.735)	.0	.0	.0	.0	.0	2,997	05/20/2038	IFE			
38375Q-GJ-2	GNMA_08-38		06/20/2020	INTEREST ONLY PAYMENT		.0	.0	15,958	.915	.0	.0	(.915)	.0	(.915)	.0	.0	.0	.0	.0	2,322	05/20/2038	IFE			
38375Q-JY-6	GNMA_08-42C		06/01/2020	MBS PAYDOWN		67,954	67,954	74,283	68,457	.0	.0	(.502)	.0	(.502)	.0	67,954	.0	.0	.0	.0	1,579	05/20/2038	IFE		
38375Q-KH-1	GNMA_08-44		06/20/2020	INTEREST ONLY PAYMENT		.0	.0	20,251	1,080	.0	.0	(1,080)	.0	(1,080)	.0	.0	.0	.0	.0	2,771	05/20/2038	IFE			
38375U-AQ-3	GNMA_13-H21		06/01/2020	INTEREST ONLY PAYMENT		.0	.0	350,380	47,586	.0	.0	(47,586)	.0	(47,586)	.0	.0	.0	.0	.0	59,655	08/20/2063	IFE			
38375U-JH-1	GNMA_14-H12		06/01/2020	INTEREST ONLY PAYMENT		.0	.0	21,399	2,627	.0	.0	(2,627)	.0	(2,627)	.0	.0	.0	.0	.0	3,964	06/20/2064	IFE			
38375U-SH-4	GNMA_14-H22		06/01/2020	INTEREST ONLY PAYMENT		.0	.0	135,450	5,191	.0	.0	(5,191)	.0	(5,191)	.0	.0	.0	.0	.0	7,993	11/20/2064	IFE			
38375U-WZ-9	GNMA_16-H11		06/01/2020	INTEREST ONLY PAYMENT		.0	.0	515	.58	.0	.0	(.58)	.0	(.58)	.0	.0	.0	.0	.0	.0	70	01/20/2066	IFE		
38375X-JM-7	GNMA_08-62B PS		06/20/2020	INTEREST ONLY PAYMENT		.0	.0	2,558	.81	.0	.0	(.81)	.0	(.81)	.0	.0	.0	.0	.0	.0	659	07/20/2038	IFE		
38375X-L9-3	GNMA_08-66		06/20/2020	INTEREST ONLY PAYMENT		.0	.0	15,152	1,064	.0	.0	(1,064)	.0	(1,064)	.0	.0	.0	.0	.0	2,278	08/20/2038	IFE			
38375Y-T2-8	GNMA_08-89		06/20/2020	INTEREST ONLY PAYMENT		.0	.0	7,762	.380	.0	.0	(.380)	.0	(.380)	.0	.0	.0	.0	.0	.0	954	11/20/2038	IFE		
38375Y-Z5-4	GNMA_08-97		06/20/2020	INTEREST ONLY PAYMENT		.0	.0	7,608	.338	.0	.0	(.338)	.0	(.338)	.0	.0	.0	.0	.0	.0	920	12/20/2038	IFE		
38376C-F7-9	GNMA_09-76 SJ		06/16/2020	INTEREST ONLY PAYMENT		.0	.0	25,018	2,027	.0	.0	(2,027)	.0	(2,027)	.0	.0	.0	.0	.0	4,329	06/16/2039	IFE			
38376C-Q6-9	GNMA_09-92B		06/16/2020	INTEREST ONLY PAYMENT		.0	.0	39,732	3,353	.0	.0	(3,353)	.0	(3,353)	.0	.0	.0	.0	.0	9,001	04/16/2039	IFE			
38376C-XX-2	GNMA_09-79		06/01/2020	MBS PAYDOWN		20,105	20,105	17,839	19,899	.0	.0	.205	.0	.205	.0	20,105	.0	.0	.0	.0	.0	.0	.0	11/16/2037	IFE
38376C-Z8-5	GNMA_09-89B SL		06/20/2020	INTEREST ONLY PAYMENT		.0	.0	19,136	.704	.0	.0	(.704)	.0	(.704)	.0	.0	.0	.0	.0	3,192	07/20/2039	IFE			
38376C-Z9-3	GNMA_09-89		06/01/2020	MBS PAYDOWN		43,652	43,652	46,994	44,078	.0	.0	(.427)	.0	(.427)	.0	43,652	.0	.0	.0	.0	905	07/16/2039	IFE		
38376C-ZR-3	GNMA_09-76 XS		06/16/2020	INTEREST ONLY PAYMENT		.0	.0	13,858	.446	.0	.0	(.446)	.0	(.446)	.0	.0	.0	.0	.0	.0	2,209	09/16/2039	IFE		
38376E-TF-2	GNMA_09-108D		06/01/2020	INTEREST ONLY PAYMENT		.0	.0	1,148	3,401	.0	.0	(3,401)	.0	(3,401)	.0	.0	.0	.0	.0	4,279	09/20/2038	IFE			
38376E-TW-5	GNMA_09-110		06/16/2020	INTEREST ONLY PAYMENT		.0	.0	20,002	1,481	.0	.0	(1,481)	.0	(1,481)	.0	.0	.0	.0	.0	3,256	04/16/2039	IFE			
38376E-LK-9	GNMA_09-110E		06/16/2020	INTEREST ONLY PAYMENT		.0	.0	72,218	4,365	.0	.0	(4,365)	.0	(4,365)	.0	.0	.0	.0	.0	10,003	11/16/2039	IFE			
38376F-4F-6	GNMA_09-81B		06/20/2020	INTEREST ONLY PAYMENT		.0	.0	10,197	.592	.0	.0	(.592)	.0	(.592)	.0	.0	.0	.0	.0	1,943	09/20/2039	IFE			
38376F-BU-5	GNMA_09-61		06/20/2020	INTEREST ONLY PAYMENT		.0	.0	14,823	2,084	.0	.0	(2,084)	.0	(2,084)	.0	.0	.0	.0	.0	4,221	11/20/2038	IFE			
38376F-DJ-8	GNMA_09-61 YC		06/16/2020	INTEREST ONLY PAYMENT		.0	.0	2,366	.269	.0	.0	(.269)	.0	(.269)	.0	.0	.0	.0	.0	337	02/16/2039	IFE			
38376F-DK-5	GNMA_09-61 YD		06/16/2020	INTEREST ONLY PAYMENT		.0	.0	2,366	.268	.0	.0	(.268)	.0	(.268)	.0	.0	.0	.0	.0	337	02/16/2039	IFE			
38376F-FL-1	GNMA_09-61 SG		06/20/2020	INTEREST ONLY PAYMENT		.0	.0	26,751	2,450	.0	.0	(2,450)	.0	(2,450)	.0	.0	.0	.0	.0	4,298	08/20/2039	IFE			
38376F-HU-9	GNMA_09-61 AS		06/20/2020	INTEREST ONLY PAYMENT		.0	.0	12,193	.437	.0	.0	(.437)	.0	(.437)	.0	.0	.0	.0	.0	2,739	03/20/2039	IFE			
38376F-MF-6	GNMA_09-66 MS		06/16/2020	INTEREST ONLY PAYMENT		.0	.0	14,324	1,793	.0	.0	(1,793)	.0	(1,793)	.0	.0	.0	.0	.0	3,631	06/16/2039	IFE			
38376F-SV-5	GNMA_09-66 OS		06/20/2020	INTEREST ONLY PAYMENT		.0	.0	6,188	.224	.0	.0	(.224)	.0	(.224)	.0	.0	.0	.0	.0	1,469	07/20/2039	IFE			
38376J-EF-7	GNMA_09-106		06/20/2020	INTEREST ONLY PAYMENT		.0	.0	42,135	2,550	.0	.0	(2,550)	.0	(2,550)	.0	.0	.0	.0	.0	6,530	11/20/2039	IFE			
38376J-T8-7	GNMA_09-100 SC		06/16/2020	INTEREST ONLY PAYMENT		.0	.0	6,888	1,550	.0	.0	(1,550)	.0	(1,550)	.0	.0	.0	.0	.0	3,401	05/16/2039	IFE			
38376J-V3-5	GNMA_09-100B SX		06/16/2020	INTEREST ONLY PAYMENT		.0	.0	28,464	1,719	.0	.0	(1,719)	.0	(1,719)	.0	.0	.0	.0	.0	4,993	11/16/2039	IFE			
38376K-VC-2	GNMA_09-87		06/20/2020	INTEREST ONLY PAYMENT		.0	.0	18,184	1,253	.0	.0	(1,253)	.0	(1,253)	.0	.0	.0	.0	.0	3,028	09/20/2039	IFE			
38376L-CB-3	GNMA_10-91 IM		06/01/2020	INTEREST ONLY PAYMENT		.0	.0	4,080	1,847	.0	.0	(1,847)	.0	(1,847)	.0	.0	.0	.0	.0	2,339	06/20/2039	IFE			
38376L-EQ-8	GNMA_10-90C		06/20/2020	INTEREST ONLY PAYMENT		.0	.0	47,357	2,799	.0	.0	(2,799)	.0	(2,799)	.0	.0	.0	.0	.0	6,394	07/20/2040	IFE			
38376L-HD-4	GNMA_11-90		06/20/2020	INTEREST ONLY PAYMENT		.0	.0	36,662	2,167	.0	.0	(2,167)	.0	(2,167)	.0	.0	.0	.0	.0	5,030	06/20/2041	IFE			
38376R-GH-3	GNMA_15-H21		06/01/2020	INTEREST ONLY PAYMENT		.0	.0	60,395	9,898	.0	.0	(9,898)	.0	(9,898)	.0	.0	.0	.0	.0	12,488	06/20/2063	IFE			
38376R-GZ-3	GNMA_15-H22		06/01/2020	INTEREST ONLY PAYMENT		.0	.0	1,662	.250	.0	.0	(.250)	.0	(.250)	.0	.0	.0	.0	.0	222	09/20/2065	IFE			
38376R-HY-5	GNMA_15-H24		06/01/2020	INTEREST ONLY PAYMENT		.0	.0	3,092	.328	.0	.0	(.328)	.0	(.328)	.0	.0	.0	.0	.0	447	09/20/2065	IFE			
38376R-LA-2	GNMA_15-H30		06/01/2020	INTEREST ONLY PAYMENT		.0	.0	634	.0	.0	.0	.0	.0	.0	.0	.0	.0	.0	.0	497	03/20/2062	IFE			

STATEMENT AS OF JUNE 30, 2020 OF THE VOYA RETIREMENT INSURANCE AND ANNUITY COMPANY

SCHEDULE D - PART 4

Show All Long-Term Bonds and Stock Sold, Redeemed or Otherwise Disposed of During the Current Quarter

1	2	3	4	5	6	7	8	9	10	Change In Book/Adjusted Carrying Value					16	17	18	19	20	21	22	
										11	12	13	14	15								
CUSIP Identification	Description	Foreign	Disposal Date	Name of Purchaser	Number of Shares of Stock	Consideration	Par Value	Actual Cost	Prior Year Book/Adjusted Carrying Value	Unrealized Valuation Increase/(Decrease)	Current Year's (Amortization)/Accretion	Current Year's Other Than Temporary Impairment Recognized	Total Change in Book/Adjusted Carrying Value (11 + 12 - 13)	Total Foreign Exchange Change in Book /Adjusted Carrying Value	Book/Adjusted Carrying Value at Disposal Date	Foreign Exchange Gain (Loss) on Disposal	Realized Gain (Loss) on Disposal	Total Gain (Loss) on Disposal	Bond Interest/Stock Dividends Received During Year	Stated Contractual Maturity Date	NAIC Designation and Administrative Symbol	
38376R-NT-9	GNMA_16-H03		06/01/2020	INTEREST ONLY PAYMENT		0		1,342	97	0	(97)	0	(97)	0	0	0	0	0	133	12/20/2065	IFE	
38376R-PD-2	GNMA_16-H01		06/01/2020	INTEREST ONLY PAYMENT		0		7,652	935	0	(935)	0	(935)	0	0	0	0	0	1,399	10/20/2065	IFE	
38376R-QY-5	GNMA_16-H04		06/01/2020	INTEREST ONLY PAYMENT		0		485	39	0	(39)	0	(39)	0	0	0	0	0	56	07/20/2065	IFE	
38376R-SL-1	GNMA_16-H06		06/01/2020	INTEREST ONLY PAYMENT		0		2,027	237	0	(237)	0	(237)	0	0	0	0	0	277	02/20/2066	IFE	
38376R-VS-2	GNMA_16-H13		05/01/2020	INTEREST ONLY PAYMENT		0		5,435	243	0	(243)	0	(243)	0	0	0	0	0	359	06/20/2066	IFE	
38376T-6Q-0	GNMA_16-180		06/01/2020	MBS PAYDOWN	92,067	92,067	92,067	75,984	87,840	0	4,226	0	4,226	0	92,067	0	0	0	0	0	10/20/2046	IFE
38376T-AB-8	GNMA_10-12 SA		06/20/2020	INTEREST ONLY PAYMENT		0		27,821	1,331	0	(1,331)	0	(1,331)	0	0	0	0	0	4,612	01/20/2040	IFE	
38376T-ZN-5	GNMA_10-11		06/16/2020	INTEREST ONLY PAYMENT		0		51,121	2,205	0	(2,205)	0	(2,205)	0	0	0	0	0	8,441	01/16/2040	IFE	
38376U-JJ-9	GNMA_17-56		06/20/2020	INTEREST ONLY PAYMENT		0		199,315	13,695	0	(13,695)	0	(13,695)	0	0	0	0	0	25,750	04/20/2047	IFE	
38376V-RR-0	GNMA_10-26F WS		06/20/2020	INTEREST ONLY PAYMENT		0		78,131	920	0	(920)	0	(920)	0	0	0	0	0	11,919	02/20/2040	IFE	
38376V-BQ-7	GNMA_10-14		06/20/2020	MBS PAYDOWN	2,902	2,902	2,902	2,560	2,871	0	31	0	31	0	2,902	0	0	0	0	0	11/20/2035	IFE
38376W-BS-3	GNMA_10-14		06/01/2020	MBS PAYDOWN	14,942	14,942	14,942	13,103	14,809	0	134	0	134	0	14,942	0	0	0	0	0	08/20/2035	IFE
38376W-DC-6	GNMA_10-14		06/16/2020	INTEREST ONLY PAYMENT		0		44,299	2,130	0	(2,130)	0	(2,130)	0	0	0	0	0	6,757	02/16/2040	IFE	
38376W-GV-1	GNMA_10-14 HS		06/16/2020	INTEREST ONLY PAYMENT		0		16,383	600	0	(600)	0	(600)	0	0	0	0	0	2,598	02/16/2040	IFE	
38376W-M8-5	GNMA_10-35		06/01/2020	INTEREST ONLY PAYMENT		0		115,355	8,050	0	(8,050)	0	(8,050)	0	0	0	0	0	10,751	03/20/2040	IFE	
38376X-M7-5	GNMA_10-31		06/20/2020	INTEREST ONLY PAYMENT		0		18,192	11,227	0	(11,227)	0	(11,227)	0	0	0	0	0	13,488	08/20/2038	IFE	
38376Y-T8-4	GNMA_10-47L SH		06/20/2020	INTEREST ONLY PAYMENT		0		9,870	198	0	(198)	0	(198)	0	0	0	0	0	1,682	07/20/2038	IFE	
38377D-KH-8	GNMA_10-101		06/01/2020	MBS PAYDOWN	52,470	52,470	52,470	45,124	51,513	0	957	0	957	0	52,470	0	0	0	0	0	08/20/2040	IFE
38377D-SN-7	GNMA_10-101		06/01/2020	INTEREST ONLY PAYMENT		0		6,413	1,917	0	(1,917)	0	(1,917)	0	0	0	0	0	2,757	10/20/2039	IFE	
38377E-GX-6	GNMA_10-42		06/16/2020	INTEREST ONLY PAYMENT		0		35,213	3,574	0	(3,574)	0	(3,574)	0	0	0	0	0	8,781	06/16/2039	IFE	
38377E-MR-2	GNMA_10-42		06/16/2020	INTEREST ONLY PAYMENT		0		40,308	2,185	0	(2,185)	0	(2,185)	0	0	0	0	0	4,264	11/16/2039	IFE	
38377E-NC-4	GNMA_10-42		06/16/2020	MBS PAYDOWN	54,385	54,385	54,385	72,710	55,712	0	(1,327)	0	(1,327)	0	54,385	0	0	0	3,136	06/16/2039	IFE	
38377F-ZZ-3	GNMA_10-80		06/20/2020	INTEREST ONLY PAYMENT		0		16,379	2,833	0	(2,833)	0	(2,833)	0	0	0	0	0	4,608	04/20/2040	IFE	
38377G-4A-4	GNMA_10-88		06/20/2020	INTEREST ONLY PAYMENT		0		32,239	2,068	0	(2,068)	0	(2,068)	0	0	0	0	0	4,229	07/20/2040	IFE	
38377G-ZP-7	GNMA_10-68		06/16/2020	INTEREST ONLY PAYMENT		0		44,502	1,686	0	(1,686)	0	(1,686)	0	0	0	0	0	5,675	12/16/2039	IFE	
38377J-4B-6	GNMA_10-113		06/20/2020	INTEREST ONLY PAYMENT		0		16,931	3,219	0	(3,219)	0	(3,219)	0	0	0	0	0	5,607	11/20/2039	IFE	
38377J-4Y-6	GNMA_10-113K		06/16/2020	INTEREST ONLY PAYMENT		0		19,355	874	0	(874)	0	(874)	0	0	0	0	0	2,909	02/16/2040	IFE	
38377J-M8-3	GNMA_10-111		06/20/2020	INTEREST ONLY PAYMENT		0		37,313	1,754	0	(1,754)	0	(1,754)	0	0	0	0	0	5,029	09/20/2040	IFE	
38377L-L4-8	GNMA_10-130C		06/16/2020	INTEREST ONLY PAYMENT		0		22,355	1,257	0	(1,257)	0	(1,257)	0	0	0	0	0	4,200	10/16/2040	IFE	
38377M-F3-5	GNMA_10-147 PS		06/20/2020	INTEREST ONLY PAYMENT		0		41,934	2,365	0	(2,365)	0	(2,365)	0	0	0	0	0	5,022	05/20/2040	IFE	
38377M-F5-0	GNMA_10-147		06/20/2020	INTEREST ONLY PAYMENT		0		118,255	6,372	0	(6,372)	0	(6,372)	0	0	0	0	0	15,259	11/20/2040	IFE	
38377M-QM-1	GNMA_10-154		06/20/2020	INTEREST ONLY PAYMENT		0		7,349	1,401	0	(1,401)	0	(1,401)	0	0	0	0	0	2,493	10/20/2039	IFE	
38377N-F4-1	GNMA_10-157		06/01/2020	MBS PAYDOWN	7,378	7,378	7,378	6,477	7,306	0	72	0	72	0	7,378	0	0	0	0	0	12/20/2040	IFE
38377Q-FA-0	GNMA_11-26D		06/16/2020	INTEREST ONLY PAYMENT		0		59,797	3,380	0	(3,380)	0	(3,380)	0	0	0	0	0	7,893	12/16/2040	IFE	
38377Q-GM-3	GNMA_11-18		06/20/2020	INTEREST ONLY PAYMENT		0		217,547	2,792	0	(2,792)	0	(2,792)	0	0	0	0	0	9,514	08/20/2040	IFE	
38377Q-ZT-7	GNMA_11-46		06/20/2020	INTEREST ONLY PAYMENT		0		15,871	811	0	(811)	0	(811)	0	0	0	0	0	1,787	03/20/2041	IFE	
38377T-3H-2	GNMA_11-28		06/20/2020	INTEREST ONLY PAYMENT		0		103,584	7,452	0	(7,452)	0	(7,452)	0	0	0	0	0	15,320	12/20/2040	IFE	
38377T-O5-3	GNMA_11-24		06/20/2020	INTEREST ONLY PAYMENT		0		46,500	2,769	0	(2,769)	0	(2,769)	0	0	0	0	0	6,416	02/20/2041	IFE	
38377T-ZO-7	GNMA_11-19 JS		06/20/2020	INTEREST ONLY PAYMENT		0		37,863	1,956	0	(1,956)	0	(1,956)	0	0	0	0	0	5,637	02/20/2041	IFE	
38377V-GW-0	GNMA_11-52 MY		06/20/2020	INTEREST ONLY PAYMENT		0		58,818	2,995	0	(2,995)	0	(2,995)	0	0	0	0	0	8,691	04/20/2041	IFE	
38377V-RB-4	GNMA_11-56		06/20/2020	INTEREST ONLY PAYMENT		0		122,410	7,938	0	(7,938)	0	(7,938)	0	0	0	0	0	17,720	04/20/2041	IFE	
38377V-LD-6	GNMA_11-56		06/20/2020	MBS PAYDOWN	956,057	956,057	956,057	733,233	937,489	0	18,568	0	18,568	0	956,057	0	0	0	0	0	04/20/2041	IFE
38377V-G6-5	GNMA_11-108		06/20/2020	INTEREST ONLY PAYMENT		0		38,458	2,285	0	(2,285)	0	(2,285)	0	0	0	0	0	5,337	07/20/2041	IFE	
38377V-GK-4	GNMA_11-72		06/20/2020	INTEREST ONLY PAYMENT		0		14,311	915	0	(915)	0	(915)	0	0	0	0	0	1,959	05/20/2041	IFE	
38377V-H2-3	GNMA_11-108B		06/20/2020	INTEREST ONLY PAYMENT		0		38,526	2,056	0	(2,056)	0	(2,056)	0	0	0	0	0	5,972	06/20/2041	IFE	
38377V-KB-9	GNMA_11-70		06/16/2020	MBS PAYDOWN	1,112,408	1,112,408	1,112,408	862,447	1,088,068	0	24,339	0	24,339	0	1,112,408	0	0	0	0	0	05/16/2041	IFE
38377V-QA-5	GNMA_11-88B		06/20/2020	INTEREST ONLY PAYMENT		0		26,041	922	0	(922)	0	(922)	0	0	0	0	0	3,208	06/20/2041	IFE	
38377X-DM-1	GNMA_11-102		06/20/2020	INTEREST ONLY PAYMENT		0		53,697	2,608	0	(2,608)	0	(2,608)	0	0	0	0	0	7,883	07/20/2041	IFE	
38377X-VA-7	GNMA_11-116		06/01/2020	INTEREST ONLY PAYMENT		0		24,223	3,188	0	(3,188)	0	(3,188)	0	0	0	0	0	4,310	08/16/2026	IFE	
38377Y-G3-8	GNMA_11-141		06/20/2020	INTEREST ONLY PAYMENT		0		100,281	2,555	0	(2,555)	0	(2,555)	0	0	0	0	0	9,040	10/20/2041	IFE	
38377Y-LW-8	GNMA_11-124B		06/01/2020	MBS PAYDOWN	9,091	9,091	9,091	5,779	8,961	0	130	0	130	0	9,091	0	0	0	0	0	09/20/2041	IFE
38378A-ER-8	GNMA_11-153		06/16/2020	INTEREST ONLY PAYMENT		0		37,938	2,056	0	(2,056)	0	(2,056)	0	0	0	0	0	4,116	07/16/2041	IFE	
38378A-HD-6	GNMA_11-154A		06/01/2020	INTEREST ONLY PAYMENT		0		1,250	2,085	0	(2,085)	0	(2,085)	0	0	0	0	0	2,656	01/16/2026	IFE	
38378B-XV-6	GNMA_12-89		06/01/2020	INTEREST ONLY PAYMENT		0		29,485	5,476	0	(5,476)	0	(5,476)	0	0	0	0	0	5,326	12/16/2053	IFE	
38378C-HN-0	GNMA_12-15		06/01/2020	INTEREST ONLY PAYMENT		0		29,851	4,699	0	(4,699)	0	(4,699)	0	0	0	0	0	6,589	04/20/2040	IFE	
38378C-K4-8	GNMA_12-3		06/01/2020	INTEREST ONLY PAYMENT		0		75,125	8,191	0	(8,191)	0	(8,191)	0	0	0	0	0	11,021	01/16/2027	IFE	
38378D-2B-0	GNMA_12-32		06/01/2020	INTEREST ONLY PAYMENT		0		28,458	3,636	0	(3,636)	0	(3,636)	0	0	0	0	0	4,688	03/16/2027	IFE	
38378D-Z5-7	GNMA_12-32		06/16/2020	INTEREST ONLY PAYMENT		0		101,648	4,583	0	(4,583)	0	(4,583)	0	0	0	0	0	9,921	03/16/2042	IFE	

E05.20

STATEMENT AS OF JUNE 30, 2020 OF THE VOYA RETIREMENT INSURANCE AND ANNUITY COMPANY

SCHEDULE D - PART 4

Show All Long-Term Bonds and Stock Sold, Redeemed or Otherwise Disposed of During the Current Quarter

1	2	3	4	5	6	7	8	9	10	Change In Book/Adjusted Carrying Value					16	17	18	19	20	21	22
										11	12	13	14	15							
CUSIP Ident-ification	Description	For-foreign	Disposal Date	Name of Purchaser	Number of Shares of Stock	Consid-eration	Par Value	Actual Cost	Prior Year Book/ Adjusted Carrying Value	Unrealized Valuation Increase/ (Decrease)	Current Year's (Amor-tization)/ Accretion	Current Year's Other Than Temporary Impairment Recogn-ized	Total Change in Book/ Adjusted Carrying Value (11 + 12 - 13)	Total Foreign Exchange Change in Book /Adjusted Carrying Value	Book/ Adjusted Carrying Value at Disposal Date	Foreign Exchange Gain (Loss) on Disposal	Realized Gain (Loss) on Disposal	Total Gain (Loss) on Disposal	Bond Interest/ Stock Dividends Received During Year	Stated Con-tractional Maturity Date	NAIC Desig-nation and Admini-strative Symbol
38378E-K9-3	GNMA_12-61C		06/16/2020	INTEREST ONLY PAYMENT		.0	0	28,613	.476	.0	(.498)	.0	(.498)	.0	0	0	0	0	1,621	05/16/2042	IFE
38378E-PB-3	GNMA_12-66		06/16/2020	INTEREST ONLY PAYMENT		.0	0	9,234	1,148	.0	(1,148)	.0	(1,148)	.0	0	0	0	0	2,143	06/16/2026	IFE
38378E-R5-4	GNMA_12-81		06/01/2020	INTEREST ONLY PAYMENT		.0	0	3,522	2,158	.0	(2,158)	.0	(2,158)	.0	0	0	0	0	3,094	08/20/2039	IFE
38378F-NM-8	GNMA_13-4		06/01/2020	INTEREST ONLY PAYMENT		.0	0	43,185	2,526	.0	(2,526)	.0	(2,526)	.0	0	0	0	0	3,460	10/16/2042	IFE
38378H-3S-3	GNMA_12-124		06/20/2020	INTEREST ONLY PAYMENT		.0	0	27,574	(1,327)	.0	(1,327)	.0	(1,327)	.0	0	0	0	0	3,931	10/20/2042	IFE
38378H-4N-3	GNMA_12-124		06/20/2020	INTEREST ONLY PAYMENT		.0	0	17,651	.693	.0	(.693)	.0	.693	.0	0	0	0	0	2,085	10/20/2042	IFE
38378H-NH-5	GNMA_12-118		06/20/2020	INTEREST ONLY PAYMENT		.0	0	21,254	1,273	.0	(1,273)	.0	(1,273)	.0	0	0	0	0	2,936	09/20/2042	IFE
38378H-NN-2	GNMA_12-118		06/20/2020	INTEREST ONLY PAYMENT		.0	0	15,037	1,109	.0	(1,109)	.0	(1,109)	.0	0	0	0	0	2,600	09/20/2042	IFE
38378J-R2-0	GNMA_13-34		06/16/2020	INTEREST ONLY PAYMENT		.0	0	26,808	1,657	.0	(1,657)	.0	(1,657)	.0	0	0	0	0	4,022	01/16/2040	IFE
38378K-RB-4	GNMA_13-118		04/20/2020	ROBERT W. BAIRD & CO., INC.		6,351,556	6,040,113	4,772,648	4,952,466	.0	(3,850)	.0	(3,850)	.0	4,948,615	0	1,402,941	1,402,941	66,700	01/16/2055	IFE
38378P-7C-6	GNMA_14-8		06/20/2020	INTEREST ONLY PAYMENT		.0	0	60,642	7,333	.0	(7,333)	.0	(7,333)	.0	0	0	0	0	16,521	05/20/2042	IFE
38378P-8Y-7	GNMA_14-8		06/20/2020	INTEREST ONLY PAYMENT		.0	0	32,499	1,960	.0	(1,960)	.0	(1,960)	.0	0	0	0	0	5,640	01/20/2044	IFE
38378P-NK-0	GNMA_13-189		06/16/2020	INTEREST ONLY PAYMENT		.0	0	297,322	16,951	.0	(16,951)	.0	(16,951)	.0	0	0	0	0	33,828	12/16/2043	IFE
38378P-ZE-1	GNMA_14-10		06/16/2020	VARIOUS		.0	0	109,400	.0	.0	(1,656)	.0	(1,656)	.0	0	0	0	0	5,095	01/16/2044	IFE
38378U-AG-2	GNMA_13-133		06/16/2020	INTEREST ONLY PAYMENT		.0	0	119,390	5,629	.0	(5,629)	.0	(5,629)	.0	0	0	0	0	15,294	02/16/2037	IFE
38378U-BB-9	GNMA_13-144		06/20/2020	INTEREST ONLY PAYMENT		.0	0	75,240	11,572	.0	(11,572)	.0	(11,572)	.0	0	0	0	0	23,154	07/20/2042	IFE
38378U-BM-8	GNMA_13-130		06/01/2020	INTEREST ONLY PAYMENT		.0	0	93,475	.0	.0	(189)	.0	(189)	.0	0	0	0	0	2,128	09/16/2043	IFE
38378U-FF-9	GNMA_13-150		06/16/2020	INTEREST ONLY PAYMENT		.0	0	251,215	15,079	.0	(15,079)	.0	(15,079)	.0	0	0	0	0	42,606	10/16/2043	IFE
38378U-KY-2	GNMA_13-149		06/20/2020	INTEREST ONLY PAYMENT		.0	0	129,430	.0	.0	.0	.0	.0	.0	0	0	0	0	3,208	12/20/2039	IFE
38378U-PG-6	GNMA_13-147		06/20/2020	INTEREST ONLY PAYMENT		.0	0	233,170	.0	.0	.0	.0	.0	.0	0	0	0	0	5,780	12/20/2039	IFE
38378U-XII-2	GNMA_13-152		06/16/2020	INTEREST ONLY PAYMENT		.0	0	71,749	4,061	.0	(4,061)	.0	(4,061)	.0	0	0	0	0	7,448	10/16/2043	IFE
38378V-2K-0	GNMA_13-117		06/20/2020	INTEREST ONLY PAYMENT		.0	0	222,317	11,441	.0	(11,441)	.0	(11,441)	.0	0	0	0	0	24,466	03/20/2043	IFE
38378V-L3-7	GNMA_13-116		06/16/2020	INTEREST ONLY PAYMENT		.0	0	60,971	2,153	.0	(2,153)	.0	(2,153)	.0	0	0	0	0	6,244	08/16/2043	IFE
38378V-LC-7	GNMA_13-104		06/16/2020	INTEREST ONLY PAYMENT		.0	0	244,353	14,589	.0	(14,589)	.0	(14,589)	.0	0	0	0	0	36,154	07/16/2043	IFE
38378V-W5-0	GNMA_13-117		06/20/2020	MBS PAYDOWN		614,352	614,352	823,231	626,194	.0	(11,842)	.0	(11,842)	.0	614,352	0	35,316	35,316	06/20/2039	IFE	
38378V-CC-5	GNMA_13-122		06/20/2020	MBS PAYDOWN		453,418	453,418	477,887	460,860	.0	(7,442)	.0	(7,442)	.0	453,418	0	18,235	18,235	05/20/2039	IFE	
38378W-HG-1	GNMA_13-114		06/16/2020	MBS PAYDOWN		59,862	59,862	99,117	61,386	.0	(1,523)	.0	(1,523)	.0	59,862	0	6,761	6,761	08/16/2043	IFE	
38378W-JJ-8	GNMA_13-114		06/20/2020	MBS PAYDOWN		40,766	40,766	58,710	42,246	.0	(1,480)	.0	(1,480)	.0	40,766	0	3,466	3,466	08/20/2043	IFE	
38378W-N5-8	GNMA_13-131		06/15/2020	INTEREST ONLY PAYMENT		.0	0	168,906	8,338	.0	(8,338)	.0	(8,338)	.0	0	0	0	0	22,932	09/16/2043	IFE
38378Y-CX-3	GNMA_13-172		06/16/2020	INTEREST ONLY PAYMENT		.0	0	119,176	6,306	.0	(6,306)	.0	(6,306)	.0	0	0	0	0	12,978	10/16/2043	IFE
38378Y-ZV-4	GNMA_14-3		06/16/2020	INTEREST ONLY PAYMENT		.0	0	106,656	6,363	.0	(6,363)	.0	(6,363)	.0	0	0	0	0	12,029	01/16/2044	IFE
38379A-E5-5	GNMA_14-43		06/01/2020	INTEREST ONLY PAYMENT		.0	0	117,633	9,579	.0	(9,579)	.0	(9,579)	.0	0	0	0	0	13,777	03/20/2044	IFE
38379A-WZ-9	GNMA_14-36		06/16/2020	INTEREST ONLY PAYMENT		.0	0	169,899	10,332	.0	(10,332)	.0	(10,332)	.0	0	0	0	0	24,933	03/16/2044	IFE
38379A-X9-6	GNMA_14-41		06/16/2020	INTEREST ONLY PAYMENT		.0	0	50,140	2,938	.0	(2,938)	.0	(2,938)	.0	0	0	0	0	7,253	03/16/2044	IFE
38379A-YF-2	GNMA_14-36		06/20/2020	INTEREST ONLY PAYMENT		.0	0	71,833	5,638	.0	(5,638)	.0	(5,638)	.0	0	0	0	0	10,456	03/20/2044	IFE
38379B-3II-6	GNMA_14-79		06/01/2020	INTEREST ONLY PAYMENT		.0	0	138,805	10,364	.0	(10,364)	.0	(10,364)	.0	0	0	0	0	14,633	05/16/2044	IFE
38379B-5X-2	GNMA_14-66		06/01/2020	INTEREST ONLY PAYMENT		.0	0	145,114	9,753	.0	(9,753)	.0	(9,753)	.0	0	0	0	0	14,604	05/16/2044	IFE
38379B-7Q-5	GNMA_14-76B		06/01/2020	INTEREST ONLY PAYMENT		.0	0	517,370	46,572	.0	(46,572)	.0	(46,572)	.0	0	0	0	0	73,926	01/20/2040	IFE
38379B-GA-0	GNMA_14-55		06/16/2020	INTEREST ONLY PAYMENT		.0	0	202,368	12,440	.0	(12,440)	.0	(12,440)	.0	0	0	0	0	28,476	04/16/2044	IFE
38379B-L4-8	GNMA_14-80		06/01/2020	INTEREST ONLY PAYMENT		.0	0	120,394	9,322	.0	(9,322)	.0	(9,322)	.0	0	0	0	0	12,270	05/20/2044	IFE
38379C-Y4-2	GNMA_14-96		06/16/2020	INTEREST ONLY PAYMENT		.0	0	167,219	10,433	.0	(10,433)	.0	(10,433)	.0	0	0	0	0	24,144	07/16/2044	IFE
38379D-CX-0	GNMA_14-99		06/20/2020	INTEREST ONLY PAYMENT		.0	0	99,598	2,783	.0	(2,783)	.0	(2,783)	.0	0	0	0	0	9,074	06/20/2044	IFE
38379D-HH-7	GNMA_14-108		06/20/2020	INTEREST ONLY PAYMENT		.0	0	86,287	2,917	.0	(2,917)	.0	(2,917)	.0	0	0	0	0	7,909	07/20/2044	IFE
38379H-ZA-6	GNMA_14-185		06/01/2020	INTEREST ONLY PAYMENT		.0	0	28,247	1,886	.0	(1,886)	.0	(1,886)	.0	0	0	0	0	2,923	12/20/2044	IFE
38379H-ZE-8	GNMA_14-185		06/01/2020	INTEREST ONLY PAYMENT		.0	0	36,497	2,639	.0	(2,639)	.0	(2,639)	.0	0	0	0	0	3,533	12/16/2044	IFE
38379M-6II-9	GNMA_15-132		06/20/2020	INTEREST ONLY PAYMENT		.0	0	310,303	17,209	.0	(17,209)	.0	(17,209)	.0	0	0	0	0	37,288	09/20/2045	IFE
38379N-SB-6	GNMA_15-99		06/01/2020	INTEREST ONLY PAYMENT		.0	0	43,596	.0	.0	.0	.0	.0	.0	0	0	0	0	936	07/20/2045	IFE
38379R-EV-0	GNMA_17-138		04/17/2020	VARIOUS		1,141,700	1,161,574	942,285	952,722	.0	(2,048)	.0	(2,048)	.0	950,674	0	191,027	191,027	11,330	10/16/2059	IFE
38379R-HB-2	GNMA_16-36		06/01/2020	INTEREST ONLY PAYMENT		.0	0	324,565	51,501	.0	(51,501)	.0	(51,501)	.0	0	0	0	0	53,710	08/16/2057	IFE
38379R-VS-9	GNMA_17-71		04/17/2020	VARIOUS		9,496,700	9,072,490	7,512,474	7,603,109	.0	(12,561)	.0	(12,561)	.0	7,590,548	0	1,906,152	1,906,152	1,906,152	05/16/2058	IFE
38379U-FV-3	GNMA_16-24		06/01/2020	INTEREST ONLY PAYMENT		.0	0	218,911	39,024	.0	(39,024)	.0	(39,024)	.0	0	0	0	0	40,352	09/16/2057	IFE
38379V-AB-0	GNMA_16-16		06/16/2020	INTEREST ONLY PAYMENT		.0	0	196,221	12,708	.0	(12,708)	.0	(12,708)	.0	0	0	0	0	24,558	02/16/2046	IFE
38379V-EC-4	GNMA_16-20		06/20/2020	INTEREST ONLY PAYMENT		.0	0	95,956	4,836	.0	(4,836)										

STATEMENT AS OF JUNE 30, 2020 OF THE VOYA RETIREMENT INSURANCE AND ANNUITY COMPANY

SCHEDULE D - PART 4

Show All Long-Term Bonds and Stock Sold, Redeemed or Otherwise Disposed of During the Current Quarter

1	2	3	4	5	6	7	8	9	10	Change In Book/Adjusted Carrying Value					16	17	18	19	20	21	22
										11	12	13	14	15							
CUSIP Ident-ification	Description	For-ign	Disposal Date	Name of Purchaser	Number of Shares of Stock	Consid-eration	Par Value	Actual Cost	Prior Year Book/ Adjusted Carrying Value	Unrealized Valuation Increase/(Decrease)	Current Year's (Amor-tization)/ Accretion	Current Year's Other Than Temporary Impairment Recogn-ized	Total Change in Book/ Adjusted Carrying Value (11 + 12 - 13)	Total Foreign Exchange Change in Book /Adjusted Carrying Value	Book/ Adjusted Carrying Value at Disposal Date	Foreign Exchange Gain (Loss) on Disposal	Realized Gain (Loss) on Disposal	Total Gain (Loss) on Disposal	Bond Interest/ Stock Dividends Received During Year	Stated Con-tractual Maturity Date	NAIC Desig-nation and Admi-nistrative Symbol
042856-AA-2	ARRW_18-1		06/01/2020	MBS PAYDOWN		253,633	253,633	253,627	257,028	.0	(3,395)	.0	(3,395)	.0	253,633	.0	.0	.0	2,920	04/25/2048	1FM
042858-AC-4	ARRW_19-2		06/01/2020	MBS PAYDOWN		70,591	70,591	68,429	.0	.0	.4	.0	.4	.0	70,591	.0	.0	.0	224	04/25/2049	1FM
05491U-BJ-6	BBCMS_18-C2		06/05/2020	VARIOUS		7,018,387	7,500,000	7,417,538	7,422,272	.0	1,854	.0	1,854	.0	7,424,126	.0	(405,739)	(405,739)	186,653	12/15/2051	1FE
05526D-BD-6	BAT CAPITAL CORP		05/22/2020	VARIOUS		6,597,232	6,250,000	6,149,900	6,151,864	.0	1,423	.0	1,423	.0	6,153,287	.0	443,945	443,945	214,927	08/15/2037	2FE
055778-AR-1	UNION PACIFIC CORP		05/03/2020			68,099	68,099	68,099	68,099	.0	.0	.0	.0	.0	68,099	.0	.0	.0	1,338	05/03/2026	1
056059-AN-8	BX_18-IND		06/17/2020	VARIOUS		2,058,000	2,100,000	2,010,750	.0	.0	3,116	.0	3,116	.0	2,013,866	.0	44,134	44,134	8,246	11/15/2035	1FM
05607Q-AU-2	BX_20-BXLP		06/17/2020	J.P. MORGAN SECURITIES, INC.		1,900,000	2,000,000	1,850,000	.0	.0	3,563	.0	3,563	.0	1,853,563	.0	46,437	46,437	7,492	12/15/2036	2FE
05648C-AB-6	BAD BOY LLC		06/30/2020			10,500	10,500	10,395	10,442	.0	58	.0	58	.0	10,500	.0	.0	.0	265	12/06/2025	3PL
058927-AB-0	BAFC_06-A	1A2	06/01/2020	MBS PAYDOWN		3,630	7,744	3,636	3,527	.0	104	.0	104	.0	3,630	.0	.0	.0	.0	02/20/2036	1FM
05946X-AN-3	BAFC_00-1	1A10	06/01/2020	INTEREST ONLY PAYMENT		.0	.0	25	.0	.0	(6)	.0	(6)	.0	.0	.0	.0	.0	3	11/20/2032	5G1
05946X-R2-1	BAFC_05-7	1A2	05/25/2020	MBS PAYDOWN		128,164	128,164	117,030	123,459	.0	4,705	.0	4,705	.0	128,164	.0	.0	.0	7,451	11/25/2035	1FM
05946X-R3-9	BAFC_05-7	1A3	05/01/2020	MBS PAYDOWN		24,224	24,224	4,653	25,062	.0	(839)	.0	(839)	.0	24,224	.0	.0	.0	555	11/25/2035	1FM
05948K-4P-1	BOAA_06-3	4CB1	06/01/2020	MBS PAYDOWN		6,664	6,870	6,968	.0	.0	6,664	.0	6,664	.0	6,664	.0	.0	.0	201	04/25/2036	1FM
05948K-A4-1	BOAA_05-5	1CB2	06/25/2020	MBS PAYDOWN		4,636	4,673	4,811	4,564	.0	71	.0	71	.0	4,636	.0	.0	.0	314	06/25/2035	1FM
05948K-K4-0	BOAA_05-8	1CB2	06/25/2020	MBS PAYDOWN		41,470	42,285	43,074	41,211	.0	259	.0	259	.0	41,470	.0	.0	.0	2,387	09/25/2035	1FM
05948K-N7-0	BOAA_05-9	2CB1	06/01/2020	MBS PAYDOWN		15,603	17,730	16,434	15,575	.0	27	.0	27	.0	15,603	.0	.0	.0	395	10/25/2035	1FM
059496-BV-0	BOAA_07-1	4A1	06/01/2020	MBS PAYDOWN		8,421	8,668	7,876	8,398	.0	23	.0	23	.0	8,421	.0	.0	.0	201	04/25/2037	1FM
05949A-ZG-8	BOAIMS_04-L	4A1	06/01/2020	MBS PAYDOWN		3,143	3,143	3,076	3,141	.0	2	.0	2	.0	3,143	.0	.0	.0	51	01/25/2035	1FM
05949C-CE-4	BOAIMS_05-F	4A1	06/01/2020	MBS PAYDOWN		9,382	9,382	9,454	9,415	.0	(33)	.0	(33)	.0	9,382	.0	.0	.0	186	07/25/2035	1FM
05949C-EK-8	BOAIMS_05-G	3A2	06/01/2020	MBS PAYDOWN		1,122	1,122	1,109	1,086	.0	36	.0	36	.0	1,122	.0	.0	.0	23	08/25/2035	1FM
05949C-GD-2	BOAIMS_05-H	4A1	06/01/2020	MBS PAYDOWN		1,211	1,211	1,202	1,215	.0	(4)	.0	(4)	.0	1,211	.0	.0	.0	23	09/25/2035	1FM
05950A-AU-0	BOAA_06-4	4CB1	06/01/2020	MBS PAYDOWN		12,914	13,810	14,204	13,028	.0	(114)	.0	(114)	.0	12,914	.0	.0	.0	412	05/25/2046	4FM
05950F-AC-9	BAFC_06-4	A3	06/25/2020	MBS PAYDOWN		111	301	255	87	.0	24	.0	24	.0	111	.0	.0	.0	2	07/25/2036	1FM
05951G-BE-1	BAFC_07-2		06/25/2020	MBS PAYDOWN		42,079	47,453	39,732	41,675	.0	405	.0	405	.0	42,079	.0	.0	.0	389	03/25/2037	2FM
05951G-BG-6	BAFC_07-2		06/25/2020	MBS PAYDOWN		26,295	29,652	24,827	26,042	.0	253	.0	253	.0	26,295	.0	.0	.0	243	03/25/2037	2FM
05951V-AV-1	BAFC_06-1	6A1	06/20/2020	MBS PAYDOWN		9,312	9,312	9,081	9,185	.0	126	.0	126	.0	9,312	.0	.0	.0	66	10/20/2046	1FM
059523-AX-8	BAFC_07-5	7A1	06/01/2020	MBS PAYDOWN		.0	5,328	3,094	(634)	.610	24	.0	634	.0	.0	.0	.0	.0	22	07/25/2047	3FM
05953Y-AH-4	BAFC_07-4	1A1B	06/01/2020	MBS PAYDOWN		7,451	9,186	8,520	7,379	.0	72	.0	72	.0	7,451	.0	.0	.0	192	05/25/2037	1FM
06050A-AA-1	BOAA_06-8	1A1	06/25/2020	INTEREST ONLY PAYMENT		.0	.0	2,118	273	.0	(273)	.0	(273)	.0	.0	.0	.0	.0	1,459	11/25/2036	5G1
06051G-BM-0	BAFC_04-2	1CB1	06/01/2020	MBS PAYDOWN		44,480	44,480	44,991	44,495	.0	(16)	.0	(16)	.0	44,480	.0	.0	.0	1,107	09/20/2034	2FM
06541K-AJ-7	BANK_18-BM12		05/28/2020	VARIOUS		659,750	1,300,000	1,033,050	1,060,232	.0	7,159	.0	7,159	.0	1,067,391	.0	(407,641)	(407,641)	19,500	05/15/2050	2FE
06650A-AF-4	BANK_17-BM8		06/01/2020	INTEREST ONLY PAYMENT		.0	.0	2,007	73	.0	(73)	.0	(73)	.0	.0	.0	.0	.0	111	11/15/2050	1FE
07378R-AB-5	BSABS_07-AC4	A2	06/25/2020	MBS PAYDOWN		29,068	44,065	43,927	28,113	.0	955	.0	955	.0	29,068	.0	.0	.0	2,021	02/25/2037	1FM
07378R-AQ-2	BSABS_07-AC4	A5	06/25/2020	INTEREST ONLY PAYMENT		.0	.0	14,459	206	.0	(206)	.0	(206)	.0	.0	.0	.0	.0	4,330	02/25/2037	5FE
07384M-YU-0	BSARM_03-7	4AM	06/01/2020	MBS PAYDOWN		315,045	315,045	315,242	315,045	.0	.0	.0	.0	.0	315,045	.0	.0	.0	5,983	10/25/2033	1FM
07384Y-NA-0	BSABS_03-A5	A5	06/01/2020	MBS PAYDOWN		4,598	4,598	4,596	4,595	.0	3	.0	3	.0	4,598	.0	.0	.0	98	10/25/2033	1FM
07386V-AB-6	BSABS_07-AC3	A2	06/25/2020	INTEREST ONLY PAYMENT		.0	.0	8,788	.1	.0	(1)	.0	(1)	.0	.0	.0	.0	.0	6,277	04/25/2037	6FE
07387#-AA-2	BEAR SWAMP FINANCE LP		06/30/2020	SINKING FUND REDEMPTION		76,961	76,961	76,967	76,967	.0	(6)	.0	(6)	.0	76,961	.0	.0	.0	1,101	10/08/2025	2PL
073879-4H-8	BSABS_05-AC9	A4	06/25/2020	MBS PAYDOWN		15,117	15,117	14,663	14,932	.0	184	.0	184	.0	15,117	.0	.0	.0	721	12/25/2035	1FM
073879-B2-3	BSABS_05-AC5	2A2	06/25/2020	MBS PAYDOWN		499	499	510	480	.0	19	.0	19	.0	499	.0	.0	.0	25	08/25/2020	1FM
073879-T2-4	BSABS_05-AC7	A1	06/25/2020	MBS PAYDOWN		30,703	30,703	30,694	30,497	.0	206	.0	206	.0	30,703	.0	.0	.0	202	10/25/2035	1FM
073879-T2-7	BSABS_05-AC8	A1	06/25/2020	MBS PAYDOWN		13,693	13,739	5,380	13,540	.0	153	.0	153	.0	13,693	.0	.0	.0	91	11/25/2035	1FM
07387U-CE-9	BSABS_06-AC1	1A1	06/01/2020	MBS PAYDOWN		8,831	8,831	8,744	8,762	.0	69	.0	69	.0	8,831	.0	.0	.0	79	02/25/2036	1FM
07387U-GC-9	BSABS_06-AC2	1A2	06/25/2020	MBS PAYDOWN		21,682	21,682	18,146	21,453	.0	229	.0	229	.0	21,682	.0	.0	.0	711	03/25/2036	1FM
07388B-AF-9	BSABS_07-AC5	A6	06/25/2020	INTEREST ONLY PAYMENT		.0	.0	6,606	.0	.0	.0	.0	.0	.0	.0	.0	.0	.0	3,105	07/25/2037	6FE
07388W-AB-2	BSABS_06-AC4	A2	06/25/2020	MBS PAYDOWN		30,771	36,771	37,702	30,462	.0	309	.0	309	.0	30,771	.0	.0	.0	3,746	07/25/2036	1FM
073914-VY-6	BSMSI_97-6	X	06/01/2020	INTEREST ONLY PAYMENT		.0	.0	495	.0	.0	.0	.0	.0	.0	.0	.0	.0	.0	248	03/25/2031	1FE
07401N-AP-4	BSMF_06-ARS		06/25/2020	MBS PAYDOWN		1,173,787	1,173,787	1,107,345	1,170,887	.0	2,900	.0	2,900	.0	1,173,787	.0	.0	.0	7,373	01/25/2037	1FM
08162T-AG-8	BMARK_18-B7		05/27/2020	BARCLAYS CAPITAL INC		2,862,500	5,000,000	4,072,655	4,148,688	.0	30,200	.0	30,200	.0	4,178,888	.0	(1,316,388)	(1,316,388)	74,167	05/15/2053	2FE
08539#-AA-9	BLUE DOLPHIN FRAC LLC		04/30/2020			313,052	313,052	313,052	313,052	.0	.0	.0	.0	.0	313,052	.0	.0	.0	7,278	10/31/2024	1PL
096630-AF-5	BOARDWALK PIPELINES LP		06/10/2020	CIBC OPPENHEIMER CORP		2,048,000	2,000,000	1,993,180	1,994,803	.0	262	.0	262	.0	1,995,066	.0	52,935	52,935	80,842	07/15/2027	2FE
097023-BM-4	BOEING CO		06/02/2020	MORGAN STANLEY & CO. INC.		495,750	500,000	492,475													

STATEMENT AS OF JUNE 30, 2020 OF THE VOYA RETIREMENT INSURANCE AND ANNUITY COMPANY

SCHEDULE D - PART 4

Show All Long-Term Bonds and Stock Sold, Redeemed or Otherwise Disposed of During the Current Quarter

1	2	3	4	5	6	7	8	9	10	Change In Book/Adjusted Carrying Value					16	17	18	19	20	21	22
										11	12	13	14	15							
CUSIP Identification	Description	For- eign	Disposal Date	Name of Purchaser	Number of Shares of Stock	Consid- eration	Par Value	Actual Cost	Prior Year Book/ Adjusted Carrying Value	Unrealized Valuation Increase/ (Decrease)	Current Year's (Amor- tization)/ Accretion	Current Year's Other Than Temporary Impairment Recogn- ized	Total Change in Book/ Adjusted Carrying Value (11 + 12 - 13)	Total Foreign Exchange Change in Book /Adjusted Carrying Value	Book/ Adjusted Carrying Value at Disposal Date	Foreign Exchange Gain (Loss) on Disposal	Realized Gain (Loss) on Disposal	Total Gain (Loss) on Disposal	Bond Interest/ Stock Dividends Received During Year	Stated Con- tractual Maturity Date	NAIC Desig- nation and Admin- istrative Symbol
097023-CW-3	BOEING CO		05/26/2020	BANK OF AMERICA		546,350	500,000	500,000	0	0	0	0	0	0	500,000	0	46,350	46,350	1,935	05/01/2050	2FE
097023-CX-1	BOEING CO		05/22/2020	RBC CAPITAL MARKETS		542,185	500,000	500,000	0	0	0	0	0	0	500,000	0	42,185	42,185	1,894	05/01/2060	2FE
11042T-AA-1	BRITISH AIRWAYS_18-1 CLASS AA PTT		06/20/2020	SINKING FUND REDEMPTION		8,741	8,741	8,741	8,741	0	0	0	0	0	8,741	0	0	0	166	09/20/2031	1FE
12489W-QE-7	CBASS_05-CB8		06/01/2020	VARIOUS		76,467	76,467	76,084	0	0	0	0	0	0	76,467	0	0	0	396	12/25/2035	1FM
125238-AA-9	CC TUGS LLC		06/30/2020	SINKING FUND REDEMPTION		70,408	70,408	70,408	70,408	0	0	0	0	0	70,408	0	0	0	2,171	09/30/2030	3PL
125248-AA-8	CED WIND HOLDINGS LLC		06/30/2020	SINKING FUND REDEMPTION		739,389	739,389	739,389	739,389	0	0	0	0	0	739,389	0	0	0	16,304	12/31/2028	2
12527G-AF-0	CF INDUSTRIES INC		05/20/2020	GOLDMAN SACHS & CO		877,800	840,000	891,265	881,434	0	(816)	0	(816)	0	880,618	0	(2,818)	(2,818)	29,681	03/15/2034	3FE
125523-BN-9	CIGNA CORPORATION		03/31/2020	CORPORATE ACTION		247,328	0	0	0	0	230,537	0	230,537	0	230,537	0	16,791	16,791	0	11/15/2021	2FE
12553X-AD-5	CIM_18-INV1		06/01/2020	MBS PAYDOWN		140,892	140,892	140,045	141,102	0	(210)	0	(210)	0	140,892	0	0	0	2,310	08/25/2048	1FM
12553X-AP-8	CIM_18-INV1		06/01/2020	MBS PAYDOWN		72,647	72,647	72,988	72,988	0	(7)	0	(7)	0	72,647	0	0	0	323	08/25/2048	1FM
12554C-BA-5	CIM_18-J1		06/01/2020	INTEREST ONLY PAYMENT		0	0	341,835	74,136	0	(74,136)	0	(74,136)	0	0	0	0	0	46,170	03/25/2048	1FE
12554T-AC-5	CIM_19-INV2		06/01/2020	MBS PAYDOWN		499,881	499,881	513,835	501,430	0	(1,549)	0	(1,549)	0	499,881	0	0	0	8,174	05/25/2049	1FE
12554T-AR-2	CIM_19-INV2		06/01/2020	MBS PAYDOWN		116,802	116,802	117,824	117,824	0	(20)	0	(20)	0	116,802	0	0	0	543	05/25/2049	1FE
12555D-AA-3	CIM_19-INV1		06/01/2020	MBS PAYDOWN		676,924	676,924	687,997	677,897	0	(973)	0	(973)	0	676,924	0	0	0	10,875	02/25/2049	1FE
12555D-AR-6	CIM_19-INV1		06/01/2020	MBS PAYDOWN		11,044	11,044	10,720	10,720	0	2	0	2	0	11,044	0	0	0	63	02/25/2049	1FE
12556M-AM-0	CIM_19-J1		06/01/2020	MBS PAYDOWN		854,035	854,035	865,511	854,756	0	(721)	0	(721)	0	854,035	0	0	0	11,909	08/25/2049	1FM
12557L-AC-9	CIM_19-INV3		06/01/2020	MBS PAYDOWN		321,731	321,731	326,115	322,023	0	(292)	0	(292)	0	321,731	0	0	0	4,723	08/25/2049	1FE
12557L-AQ-8	CIM_19-INV3		06/01/2020	MBS PAYDOWN		136,752	136,752	137,769	136,808	0	(56)	0	(56)	0	136,752	0	0	0	2,007	08/25/2049	1FE
12558T-AN-7	CIM_19-J2		06/01/2020	MBS PAYDOWN		727,583	727,583	731,987	631,544	0	(360)	0	(360)	0	727,583	0	0	0	9,031	10/25/2049	1FE
12566X-AL-2	CIMALT_07-A7 2A2		06/25/2020	MBS PAYDOWN		45,637	45,637	44,068	26,570	0	1,168	0	1,168	0	27,737	0	0	0	5,700	07/25/2037	1FM
12595E-AH-8	COMM_17-COR2		06/03/2020	DEUTSCHE BANK SECURITIES, INC.		2,136,501	2,478,000	2,495,480	2,490,845	0	(962)	0	(962)	0	2,489,884	0	(353,383)	(353,383)	58,712	09/10/2050	1FM
12595V-AG-2	COMM_18-COR3		06/05/2020	INC		1,868,125	1,750,000	1,802,498	1,794,795	0	(2,086)	0	(2,086)	0	1,792,709	0	75,416	75,416	41,912	05/10/2051	1FE
12596D-AA-4	COLT_18-3		06/01/2020	MBS PAYDOWN		84,292	84,292	84,502	84,502	0	(24)	0	(24)	0	84,292	0	0	0	402	10/26/2048	1FM
12637H-AL-2	CSMC_06-4 1A11		06/01/2020	MBS PAYDOWN		18,544	18,724	14,658	18,732	0	(188)	0	(188)	0	18,544	0	0	0	447	05/25/2036	1FM
12646X-AY-8	CSMC_13-1VR3		06/01/2020	MBS PAYDOWN		24,140	24,140	24,087	24,140	0	0	0	0	0	24,140	0	0	0	69	05/25/2043	1FM
12647G-CM-8	CSMC_13-1VR4		06/01/2020	MBS PAYDOWN		88,324	88,324	85,950	85,950	0	84	0	84	0	88,324	0	0	0	441	07/25/2043	1FM
12647G-CN-6	CSMC_13-1VR4		06/01/2020	MBS PAYDOWN		103,718	103,718	101,644	103,718	0	33	0	33	0	103,718	0	0	0	299	07/25/2043	1FM
12647V-AZ-8	CSMC_13-1VR5		06/01/2020	MBS PAYDOWN		10,251	10,251	10,229	10,251	0	0	0	0	0	10,251	0	0	0	32	10/25/2043	1FM
12648A-AY-6	CSMC_14-1VR1		06/01/2020	MBS PAYDOWN		69,381	69,381	68,124	69,381	0	29	0	29	0	69,381	0	0	0	290	11/25/2043	1FM
12648A-AZ-3	CSMC_14-1VR1		06/01/2020	MBS PAYDOWN		60,709	60,709	59,001	60,709	0	42	0	42	0	60,709	0	0	0	254	11/25/2043	1FM
12648A-BA-7	CSMC_14-1VR1		06/01/2020	MBS PAYDOWN		13,542	13,542	13,513	13,542	0	0	0	0	0	13,542	0	0	0	42	11/25/2043	1FM
12648H-AK-1	CSMC_14-1VR2		06/01/2020	MBS PAYDOWN		430,057	430,057	435,414	433,126	0	(3,069)	0	(3,069)	0	430,057	0	0	0	5,741	04/25/2044	1FM
12648H-BD-6	CSMC_14-1VR2		06/01/2020	MBS PAYDOWN		11,453	11,453	11,428	11,453	0	0	0	0	0	11,453	0	0	0	36	04/25/2044	1FM
12648T-AS-8	CSMC_14-1VR3		06/01/2020	MBS PAYDOWN		16,150	16,150	16,115	16,150	0	(1)	0	(1)	0	16,150	0	0	0	55	07/25/2044	1FM
12650U-BA-8	CSMLT_15-3		06/01/2020	MBS PAYDOWN		31,315	31,315	26,618	31,315	0	69	0	69	0	31,315	0	0	0	193	11/25/2045	1FM
12653B-AL-4	CSNF_18-TOP		04/15/2020	MBS PAYDOWN		382,361	382,361	382,361	382,361	0	0	0	0	0	382,361	0	0	0	4,200	08/15/2035	1FM
12653V-AE-6	CSMC_19-1CE4		06/18/2020	J.P. MORGAN SECURITIES, INC.		5,850,000	6,000,000	5,664,375	5,664,375	0	10,699	0	10,699	0	5,675,074	0	174,926	174,926	21,443	05/15/2036	1FE
126670-GR-3	CWIL_05-13 AF4		04/01/2020	MBS PAYDOWN		135,690	138,356	86,329	134,722	0	968	0	968	0	135,690	0	0	0	2,128	04/25/2036	1FM
12667F-S7-1	CWALT_04-J12 X		06/01/2020	INTEREST ONLY PAYMENT		0	0	1,733	124	0	(124)	0	(124)	0	0	0	0	0	234	01/25/2035	5G1
12667F-T8-8	CWALT_05-J1 2A1		06/01/2020	MBS PAYDOWN		33,365	33,365	33,886	33,364	0	1	0	1	0	33,365	0	0	0	665	02/25/2035	1FM
12667G-GA-5	CWALT_05-19CB A2		06/25/2020	MBS PAYDOWN		32,800	33,096	33,546	32,487	0	313	0	313	0	32,800	0	0	0	1,825	06/25/2035	1FM
12667G-LD-3	CWALT_05-23CB A3		06/25/2020	MBS PAYDOWN		8,081	8,081	8,403	8,025	0	56	0	56	0	8,081	0	0	0	572	07/25/2035	1FM
12667G-TM-5	CWALT_05-26CB A1		06/25/2020	MBS PAYDOWN		11,056	11,039	8,731	11,028	0	29	0	29	0	11,056	0	0	0	83	07/25/2035	1FM
12667G-YX-5	CWALT_05-31		06/25/2020	MBS PAYDOWN		74,194	74,194	69,835	73,966	0	228	0	228	0	74,194	0	0	0	594	08/25/2035	1FM
12668A-KU-8	CWALT_05-53T2 2A6		06/25/2020	MBS PAYDOWN		30,333	29,179	16,585	29,224	799	311	0	1,110	0	30,333	0	0	0	220	11/25/2035	1FM
12668A-NB-7	CWALT_05-55CB 2A4		06/25/2020	MBS PAYDOWN		25,512	28,642	26,910	25,309	0	203	0	203	0	25,512	0	0	0	1,980	11/25/2035	1FM
12668B-SN-4	CWALT_06-6CB 2A8		06/25/2020	INTEREST ONLY PAYMENT		0	0	223	0	0	0	0	0	0	0	0	0	0	2,366	05/25/2036	6FE
12668B-WF-6	CWALT_06-11CB 3A1		04/01/2020	MBS PAYDOWN		26,310	26,237	26,543	26,347	0	(37)	0	(37)	0	26,310	0	0	0	568	05/25/2036	1FM
12668B-XG-3	CWALT_06-12CB A11		06/25/2020	MBS PAYDOWN		11,198	14,308	14,415	11,080	0	118	0	118	0	11,198	0	0	0	1,337	05/25/2036	1FM
12669E-EH-5	CWHL_03-15 1A2		06/25/2020	VARIOUS		105	105	105	(11)	0	44	0	44	0	105	0	0	0	5	05/25/2021	1FM
12669F-AU-7	CWHL_03-56		06/01/2020	MBS PAYDOWN		124,815</															

STATEMENT AS OF JUNE 30, 2020 OF THE VOYA RETIREMENT INSURANCE AND ANNUITY COMPANY

SCHEDULE D - PART 4

Show All Long-Term Bonds and Stock Sold, Redeemed or Otherwise Disposed of During the Current Quarter

1	2	3	4	5	6	7	8	9	10	Change In Book/Adjusted Carrying Value					16	17	18	19	20	21	22
										11	12	13	14	15							
CUSIP Identification	Description	Foreign	Disposal Date	Name of Purchaser	Number of Shares of Stock	Consideration	Par Value	Actual Cost	Prior Year Book/Adjusted Carrying Value	Unrealized Valuation Increase/(Decrease)	Current Year's (Amortization)/Accretion	Current Year's Other Than Temporary Impairment Recognized	Total Change in Book/Adjusted Carrying Value (11 + 12 - 13)	Total Foreign Exchange Change in Book /Adjusted Carrying Value	Book/Adjusted Carrying Value at Disposal Date	Foreign Exchange Gain (Loss) on Disposal	Realized Gain (Loss) on Disposal	Total Gain (Loss) on Disposal	Bond Interest/Stock Dividends Received During Year	Stated Contractual Maturity Date	NAIC Designation and Administrative Symbol
12669G-NP-2	CIHL 05-7 2A1		06/25/2020	MBS PAYDOWN		1,447	1,447	1,447	1,432	.0	.14	.0	.14	.0	1,447	.0	.0	.0	.12	03/25/2035	3FM
12669G-U4-1	CIHL 05-J2 2A3		06/25/2020	MBS PAYDOWN		71,310	71,310	64,890	68,036	.0	3,274	.0	3,274	.0	71,310	.0	.0	.0	4,833	08/25/2035	1FM
14268*-AA-6	CARLSBAD HOLDCO LLC		04/30/2020	SINKING FUND REDEMPTION		34,064	34,064	34,064	34,064	.0	.0	.0	.0	.0	34,064	.0	.0	.0	.701	12/31/2038	2PL
14448C-AA-2	CARRIER GLOBAL CORP		06/10/2020	SUNTRUST SUSQUEHANNA FINANCIAL GROUP		3,494,925	3,500,000	3,499,720	.0	.0	.0	.0	.0	.0	3,499,720	.0	(4,795)	(4,795)	27,787	02/15/2030	2FE
14448C-AH-7	CARRIER GLOBAL CORP		06/10/2020	SINKING FUND REDEMPTION		2,005,260	2,000,000	2,000,000	.0	.0	.0	.0	.0	.0	2,000,000	.0	5,260	5,260	14,543	02/15/2027	2FE
15005*-AA-7	CED UPTON COUNTY SOLAR LLC		06/30/2020	MBS PAYDOWN		103,698	103,698	103,698	103,698	.0	.0	.0	.0	.0	103,698	.0	.0	.0	2,307	06/30/2042	2PL
152314-LS-7	CXHE 04-D MV3		06/25/2020	SINKING FUND REDEMPTION		2,116	2,116	2,106	2,106	.0	.10	.0	.10	.0	2,116	.0	.0	.0	26	09/25/2034	1FM
15506*-AA-1	CENTRAL RIVERS POWER US LLC		06/22/2020	MBS PAYDOWN		480,847	480,847	480,847	.0	.0	.0	.0	.0	.0	480,847	.0	.0	.0	7,206	12/20/2034	2PL
16158R-AC-0	CHASE 19-ATR1		06/01/2020	INTEREST ONLY PAYMENT		601,722	601,722	609,149	602,899	.0	(1,178)	.0	(1,178)	.0	601,722	.0	.0	.0	9,899	04/25/2049	1FM
16158R-AM-8	CHASE 19-ATR1		06/25/2020	INTEREST ONLY PAYMENT		.0	.0	7,028	24,539	.0	(24,539)	.0	(24,539)	.0	.0	.0	.0	.0	26,476	04/25/2049	1FE
16158R-AU-0	CHASE 19-ATR1		06/01/2020	INTEREST ONLY PAYMENT		.0	.0	53,895	19,870	.0	(19,870)	.0	(19,870)	.0	.0	.0	.0	.0	19,733	04/25/2049	1FE
16158R-AX-4	CHASE 19-ATR1		06/01/2020	INTEREST ONLY PAYMENT		.0	.0	8,335	2,717	.0	(2,717)	.0	(2,717)	.0	.0	.0	.0	.0	2,590	04/25/2049	1FE
16159G-AC-3	CHASE 19-ATR2		06/01/2020	MBS PAYDOWN		595,990	595,990	602,695	596,784	.0	(794)	.0	(794)	.0	595,990	.0	.0	.0	8,859	07/25/2049	1FM
16159G-AM-1	CHASE 19-ATR2		06/25/2020	INTEREST ONLY PAYMENT		.0	.0	509,804	114,088	.0	(114,088)	.0	(114,088)	.0	.0	.0	.0	.0	119,925	07/25/2049	1FE
16159W-BD-5	CHASE 19-1		06/25/2020	INTEREST ONLY PAYMENT		.0	.0	228,762	49,875	.0	(49,875)	.0	(49,875)	.0	.0	.0	.0	.0	62,019	03/25/2050	1FE
16159W-BH-6	CHASE 19-1		06/01/2020	MBS PAYDOWN		601,009	601,009	606,362	601,286	.0	(277)	.0	(277)	.0	601,009	.0	.0	.0	8,636	03/25/2050	1FM
16159W-BP-8	CHASE 19-1		06/01/2020	INTEREST ONLY PAYMENT		.0	.0	16,511	3,329	.0	(3,329)	.0	(3,329)	.0	.0	.0	.0	.0	2,915	03/25/2050	1FE
16165T-AB-9	CFLX 05-1 1A2		06/01/2020	SINKING FUND REDEMPTION		3,560	3,563	3,625	3,556	.0	.4	.0	.4	.0	3,560	.0	.0	.0	83	02/25/2035	1FM
16384Y-AF-4	CHEMOURS COMPANY		06/30/2020	SINKING FUND REDEMPTION		12,563	12,563	12,123	12,562	.0	.1	.0	.1	.0	12,563	.0	.0	.0	181	04/03/2025	3FE
167885-A#-9	CHICAGO PARKING METERS LLC		06/30/2020	MBS PAYDOWN		417,223	417,223	417,223	417,223	.0	.0	.0	.0	.0	417,223	.0	.0	.0	15,591	12/30/2033	2PL
17290Y-AW-8	CGCMT 16-C1		06/01/2020	INTEREST ONLY PAYMENT		.0	.0	7,653	385	.0	(385)	.0	(385)	.0	.0	.0	.0	.0	573	05/12/2049	1FE
17307G-AU-2	CMLTI 03-UP3 A2		06/01/2020	MBS PAYDOWN		5,044	5,044	5,336	5,067	.0	(22)	.0	(22)	.0	5,044	.0	.0	.0	151	09/25/2033	1FM
17307G-EB-7	CMLTI 05-8 144A		06/01/2020	MBS PAYDOWN		89,120	91,862	87,500	87,685	.0	1,435	.0	1,435	.0	89,120	.0	.0	.0	1,372	10/25/2035	1FM
17307G-ZK-7	CMLTI 05-5 344A		06/01/2020	MBS PAYDOWN		152,534	153,176	146,558	147,464	.0	5,071	.0	5,071	.0	152,534	.0	.0	.0	2,923	10/25/2035	1FM
17323M-AD-7	CMLTI 15-A		06/01/2020	MBS PAYDOWN		59,798	59,798	62,268	59,910	.0	(111)	.0	(111)	.0	59,798	.0	.0	.0	1,099	06/25/2058	1FM
17325H-BU-7	CGCMT 17-P7		06/01/2020	INTEREST ONLY PAYMENT		.0	.0	12,977	524	.0	(524)	.0	(524)	.0	.0	.0	.0	.0	775	04/14/2050	1FE
17326C-BE-3	CGCMT 17-B1		06/01/2020	INTEREST ONLY PAYMENT		.0	.0	4,591	187	.0	(187)	.0	(187)	.0	.0	.0	.0	.0	270	08/15/2050	1FE
17326D-AJ-1	CGCMT 17-P8		06/01/2020	INTEREST ONLY PAYMENT		.0	.0	2,963	110	.0	(110)	.0	(110)	.0	.0	.0	.0	.0	170	09/15/2050	1FE
17326F-AF-4	CGCMT 17-C4		06/01/2020	INTEREST ONLY PAYMENT		.0	.0	5,193	207	.0	(207)	.0	(207)	.0	.0	.0	.0	.0	316	10/12/2050	1FE
18976G-AL-0	CIALT 07-A6 1A11		06/01/2020	MBS PAYDOWN		3,494	4,239	3,922	3,506	.0	(12)	.0	(12)	.0	3,494	.0	.0	.0	105	06/25/2037	3FM
190749-AG-6	CIWCI 06-C1 10		06/01/2020	INTEREST ONLY PAYMENT		.0	.0	96	25	.0	(25)	.0	(25)	.0	.0	.0	.0	.0	61	08/15/2048	5G1
20048G-AA-4	COMM 19-521F		06/17/2020	CREDIT SUISSE SECURITIES (USA) LLC		4,806,250	5,000,000	4,765,625	.0	.0	.0	.0	.0	4,773,060	.0	33,190	33,190	12,412	06/15/2034	1FE	
20267V-AC-1	CBSLT 17-AGS		06/25/2020	MBS PAYDOWN		108,962	108,962	108,956	108,714	.0	248	.0	248	.0	108,962	.0	.0	.0	1,593	05/25/2041	1FE
20267X-AC-7	CBSLT 18-CGS		06/25/2020	MBS PAYDOWN		322,765	322,765	322,691	321,784	.0	981	.0	981	.0	322,765	.0	.0	.0	5,591	02/25/2046	1FE
20267Y-AD-5	CBSLT 18-CGS		06/25/2020	MBS PAYDOWN		600,467	600,467	600,409	598,526	.0	1,941	.0	1,941	.0	600,467	.0	.0	.0	10,713	02/25/2046	1FE
20269D-AC-9	CBSLT 18-AGS		06/25/2020	MBS PAYDOWN		73,070	73,070	73,038	72,904	.0	165	.0	165	.0	73,070	.0	.0	.0	1,095	02/25/2044	1FE
20269D-AD-7	CBSLT 18-AGS		06/25/2020	MBS PAYDOWN		39,561	39,561	39,552	39,463	.0	99	.0	99	.0	39,561	.0	.0	.0	553	02/25/2044	1FE
20753M-AF-5	CAS 19-R03		06/25/2020	MBS PAYDOWN		1,148,766	1,148,766	1,150,650	.0	.0	(1,186)	.0	(1,186)	.0	1,148,766	.0	.0	.0	9,447	09/25/2031	2FM
20753Q-AE-9	CAS 18-R07		06/25/2020	MBS PAYDOWN		866,475	866,475	798,240	.0	.0	14,078	.0	14,078	.0	866,475	.0	.0	.0	7,795	04/25/2031	1FM
20753T-AB-9	CAS 19-R04		06/25/2020	SINKING FUND REDEMPTION		47,262	47,262	47,755	.0	.0	(135)	.0	(135)	.0	47,262	.0	.0	.0	446	06/25/2039	3FM
210795-OB-9	CONTINENTAL AIRLINES 2012-2 PASS T		04/29/2020	MBS PAYDOWN		149,403	149,403	130,728	.0	.0	225	.0	225	.0	149,403	.0	.0	.0	2,988	10/29/2024	2FE
22540A-7C-6	CSFB 01-HE17 A10		06/25/2020	INTEREST ONLY PAYMENT		.0	.0	2,634	.0	.0	.0	.0	.0	.0	.0	.0	.0	.0	599	01/25/2032	3FE
225410-YG-1	CSFB 03-25		06/01/2020	MBS PAYDOWN		23,389	23,389	24,631	23,457	.0	(68)	.0	(68)	.0	23,389	.0	.0	.0	536	10/25/2033	3FM
225458-ZJ-6	CSFB 05-8 8A1		06/01/2020	MBS PAYDOWN		2	2	3	.0	.0	.0	.0	.0	.0	.0	.0	.0	.0	.0	09/25/2035	1FM
22944B-AU-2	CSMC 07-5 3A1		06/25/2020	MBS PAYDOWN		12,636	12,766	7,334	12,406	.0	230	.0	230	.0	12,636	.0	.0	.0	96	08/25/2037	1FM
23311R-AE-6	DOP MIDSTREAM LLC		05/07/2020	SECURITIES LLC		11,906,250	12,500,000	12,493,875	12,498,763	.0	247	.0	247	.0	12,499,010	.0	(592,760)	(592,760)	364,497	09/30/2021	3FE
23321P-BC-1	DLJMA 92-5 A2		06/01/2020	MBS PAYDOWN		2,550	2,550	2,635	2,551	.0	(1)	.0	(1)	.0	2,550	.0	.0	.0	88	07/25/2022	1FM
24617*-AA-9	DELAWARE NORTH COMPANIES BOSTON		05/14/2020	SINKING FUND REDEMPTION		342,096	342,096	342,096	342,096	.0	.0	.0	.0	.0	342,096	.0	.0	.0	6,534	11/14/2034	2PL

STATEMENT AS OF JUNE 30, 2020 OF THE VOYA RETIREMENT INSURANCE AND ANNUITY COMPANY

SCHEDULE D - PART 4

Show All Long-Term Bonds and Stock Sold, Redeemed or Otherwise Disposed of During the Current Quarter

1	2	3	4	5	6	7	8	9	10	Change In Book/Adjusted Carrying Value					16	17	18	19	20	21	22	
										11	12	13	14	15								
CUSIP Identification	Description	Foreign	Disposal Date	Name of Purchaser	Number of Shares of Stock	Consideration	Par Value	Actual Cost	Prior Year Book/Adjusted Carrying Value	Unrealized Valuation Increase/(Decrease)	Current Year's (Amortization)/Accretion	Current Year's Other Than Temporary Impairment Recognized	Total Change in Book/Adjusted Carrying Value (11 + 12 - 13)	Total Foreign Exchange Change in Book /Adjusted Carrying Value	Book/Adjusted Carrying Value at Disposal Date	Foreign Exchange Gain (Loss) on Disposal	Realized Gain (Loss) on Disposal	Total Gain (Loss) on Disposal	Bond Interest/Stock Dividends Received During Year	Stated Contractual Maturity Date	NAIC Designation and Administrative Symbol	
247361-ZT-8	DELTA AIR LINES INC		04/16/2020	VARIOUS		2,637,375	3,250,000	3,236,838	3,237,029	.0	331	.0	331	.0	3,237,360	.0	(599,985)	(599,985)	58,229	10/28/2029	2FE	
25271C-AL-6	DIAMOND OFFSHORE DRILLING INC.		04/27/2020	VARIOUS		493,661	5,000,000	2,925,000	2,925,000	.0	.0	2,150,000	(2,150,000)	.0	775,000	.0	(281,339)	(281,339)	141,704	10/15/2039	5FE	
25271C-AN-2	DIAMOND OFFSHORE DRILLING INC.		04/23/2020	VARIOUS		591,632	5,500,000	5,451,490	5,456,328	.0	243	4,714,071	(4,713,828)	.0	742,500	.0	(150,868)	(150,868)	127,018	11/01/2043	5FE	
25272K-AD-5	DIAMOND 1 FINANCE CORPORATION/DIAM		04/06/2020	GOLDMAN SACHS & CO		15,006,900	15,000,000	14,995,650	14,998,737	.0	227	.0	227	.0	14,998,964	.0	7,936	7,936	206,881	06/15/2021	2FE	
25278X-AN-9	DIAMONDBACK ENERGY INC		05/01/2020	INC.		7,172,500	8,500,000	8,477,985	8,478,115	.0	606	.0	606	.0	8,478,721	.0	(1,306,221)	(1,306,221)	121,528	12/01/2029	2FE	
25755T-AE-0	DPABS 15-1A		04/25/2020	MBS PAYDOWN		2,500	2,500	2,357	.0	.9	.0	.9	.0	2,500	.0	.0	.0	.0	.0	28	10/25/2045	2FE
25755T-AG-5	DPABS 17-1A		04/25/2020	MBS PAYDOWN		10,250	10,250	10,036	10,216	.0	34	.0	34	.0	10,250	.0	.0	.0	158	07/25/2047	2FE	
25755T-AH-3	DPABS 17-1A		04/25/2020	MBS PAYDOWN		11,250	11,250	11,250	11,250	.0	.0	.0	.0	.0	11,250	.0	.0	.0	232	07/25/2047	2FE	
25755T-AJ-9	DPABS 18-1A		04/25/2020	MBS PAYDOWN		31,500	31,500	31,500	31,500	.0	.0	.0	.0	.0	31,500	.0	.0	.0	623	07/25/2048	2FE	
25755T-AL-4	DPABS 18-1A		04/25/2020	MBS PAYDOWN		8,750	8,750	8,750	8,750	.0	.0	.0	.0	.0	8,750	.0	.0	.0	139	10/25/2049	2FE	
26208L-AD-0	HONK 19-1A		04/20/2020	MBS PAYDOWN		7,500	7,500	7,500	7,500	.0	.0	.0	.0	.0	7,500	.0	.0	.0	174	04/20/2049	2FE	
26442C-AJ-3	DUKE ENERGY CAROLINAS LLC		06/15/2020	MATURITY		7,000,000	7,000,000	6,983,550	6,999,094	.0	906	.0	906	.0	7,000,000	.0	.0	.0	150,500	06/15/2020	1FE	
268571-AB-2	ELFI 18-A		06/25/2020	MBS PAYDOWN		137,160	137,160	137,144	142,195	.0	(5,035)	.0	(5,035)	.0	137,160	.0	.0	.0	763	08/25/2042	1FE	
268571-AC-0	ELFI 18-A		06/25/2020	MBS PAYDOWN		168,029	168,029	164,723	167,198	.0	831	.0	831	.0	168,029	.0	.0	.0	2,897	08/25/2042	1FE	
26860#-AA-8	EIF P10 P100 LLC		06/30/2020	SINKING FUND REDEMPTION		86,980	86,980	86,980	86,980	.0	.0	.0	.0	.0	86,980	.0	.0	.0	1,866	12/31/2041	2PL	
26875P-AE-1	EOG RESOURCES INC.		06/01/2020	MATURITY		2,000,000	2,000,000	2,077,280	2,003,891	.0	(3,891)	.0	(3,891)	.0	2,000,000	.0	.0	.0	44,000	06/01/2020	2FE	
26884T-AP-7	ERAC USA FINANCE LLC		05/14/2020	WACHOVIA CAPITAL MARKETS LLC		8,171,120	8,000,000	7,984,880	7,990,440	.0	560	.0	560	.0	7,991,000	.0	180,120	180,120	166,356	11/01/2025	2FE	
26986*-AA-1	EAGLE SOLAR LLC		06/30/2020	SINKING FUND REDEMPTION		266,490	266,490	266,490	266,490	.0	.0	.0	.0	.0	266,490	.0	.0	.0	6,422	12/31/2042	2PL	
28501*-AB-1	ELECTRIC TRANSMISSION TEXAS LLC PRVT		04/15/2020	MATURITY		4,500,000	4,500,000	4,500,000	4,500,000	.0	.0	.0	.0	.0	4,500,000	.0	.0	.0	125,775	04/15/2020	2	
292480-AM-2	ENABLE MIDSTREAM PARTNERS LP		04/24/2020	J.P. MORGAN SECURITIES, INC.		2,916,125	4,100,000	3,967,529	3,970,243	.0	3,531	.0	3,531	.0	3,973,774	.0	(1,057,649)	(1,057,649)	106,344	09/15/2029	2FE	
292505-AE-4	OVINTIV INC		04/28/2020	VARIOUS		9,335,000	16,000,000	16,368,716	16,368,716	.0	(3,757)	.0	(3,757)	.0	16,364,960	.0	(7,029,960)	(7,029,960)	741,301	08/15/2037	2FE	
29252B-AA-7	ENBRIDGE PIPELINES SOUTHERN LIGHTS		06/30/2020	SINKING FUND REDEMPTION		637,360	637,360	637,360	637,360	.0	.0	.0	.0	.0	637,360	.0	.0	.0	12,683	06/30/2040	1PL	
29429E-AF-8	CGOIT 16-P4		06/01/2020	INTEREST ONLY PAYMENT		.0	.0	5,007	257	.0	(257)	.0	(257)	.0	.0	.0	.0	.0	391	07/10/2049	1FE	
30221P-AM-7	EXPEDIA INC		05/19/2020	VARIOUS		7,302,000	7,600,000	7,564,660	7,577,434	.0	1,236	.0	1,236	.0	7,578,670	.0	(276,670)	(276,670)	290,972	02/15/2026	2FE	
30247D-AE-1	FFML 06-FF13		06/25/2020	MBS PAYDOWN		140,794	140,794	105,317	139,578	.0	1,217	.0	1,217	.0	140,794	.0	.0	.0	906	10/25/2036	1FM	
30311K-AC-0	FR FLOW CONTROL CB LLC		06/30/2020	SINKING FUND REDEMPTION		20,520	20,520	20,209	12,883	.0	120	.0	120	.0	20,520	.0	.0	.0	711	06/28/2026	4FE	
32051G-KH-7	FHAMS 05-FA3 1APO		06/01/2020	MBS PAYDOWN		3,588	3,588	2,514	3,572	.0	16	.0	16	.0	3,588	.0	.0	.0	.0	05/25/2035	1FM	
32051G-KL-8	FHAMS 05-FA3 2APO		05/25/2020	MATURITY		578	578	466	48	.0	530	.0	530	.0	578	.0	.0	.0	.0	05/25/2020	1FM	
33850T-AN-8	FSMT 18-1		06/01/2020	MBS PAYDOWN		21,598	21,598	21,038	.0	.4	.0	.4	.0	21,598	.0	.0	.0	.0	95	03/25/2048	1FM	
33851F-BQ-9	FSMT 18-6RR		06/01/2020	MBS PAYDOWN		5,024	5,024	4,999	.0	.0	.0	.0	.0	5,024	.0	.0	.0	.0	21	10/25/2048	1FE	
33851H-AC-7	FSMT 18-2		06/01/2020	MBS PAYDOWN		1,653,713	1,653,713	1,672,834	1,654,892	.0	(1,179)	.0	(1,179)	.0	1,653,713	.0	.0	.0	26,702	04/25/2048	1FM	
33851H-AP-8	FSMT 18-2		06/01/2020	MBS PAYDOWN		52,380	52,380	50,989	.0	.0	.0	.0	.0	52,380	.0	.0	.0	.0	230	04/25/2048	1FM	
33851Y-AC-0	FSMT 20-11NV		06/01/2020	MBS PAYDOWN		206,589	206,589	209,559	.0	.0	(168)	.0	(168)	.0	206,589	.0	.0	.0	1,619	03/25/2050	1FE	
33851Y-AM-8	FSMT 20-11NV		06/25/2020	INTEREST ONLY PAYMENT		.0	.0	115,815	.0	.0	(391)	.0	(391)	.0	.0	.0	.0	.0	5,192	03/25/2050	1FE	
33852A-AM-9	FSMT 19-11NV		06/25/2020	INTEREST ONLY PAYMENT		.0	.0	390,326	73,687	.0	(73,687)	.0	(73,687)	.0	.0	.0	.0	.0	95,746	10/25/2049	1FE	
33852A-AR-8	FSMT 19-11NV		06/01/2020	MBS PAYDOWN		82,746	82,746	83,547	82,779	.0	(34)	.0	(34)	.0	82,746	.0	.0	.0	1,152	10/25/2049	1FE	
345397-VR-1	FORD MOTOR CREDIT CO LLC		04/20/2020	BANK OF AMERICA SECURITIES LLC		1,761,688	1,775,000	1,775,000	1,775,000	.0	.0	.0	.0	.0	1,775,000	.0	(13,313)	(13,313)	73,995	02/01/2021	3FE	
345397-VU-4	FORD MOTOR CREDIT COMPANY LLC		05/07/2020	MORGAN STANLEY & CO.		1,960,150	1,990,000	2,064,993	2,003,061	.0	(1,386)	.0	(1,386)	.0	2,001,675	.0	(41,525)	(41,525)	46,104	08/02/2021	3FE	
35563K-AH-3	STACR 19-DNA1		06/25/2020	MBS PAYDOWN		453,224	453,224	342,184	.0	.0	20,556	.0	20,556	.0	453,224	.0	.0	.0	5,020	01/25/2049	1Z	
35877#-AA-0	FRISSCO HQ OPERATIONS LLC		06/15/2020	SINKING FUND REDEMPTION		210,665	210,665	210,665	210,665	.0	.0	.0	.0	.0	210,665	.0	.0	.0	4,350	12/15/2037	2PL	
36228F-PF-7	GSR 03-3F 2A1		06/01/2020	MBS PAYDOWN		3,018	3,018	3,003	3,018	.0	.1	.0	.1	.0	3,018	.0	.0	.0	57	04/25/2033	1FM	
36228F-XX-9	GSR 03-10 1A1		06/01/2020	MBS PAYDOWN		1,049	1,049	1,066	1,055	.0	(6)	.0	(6)	.0	1,049	.0	.0	.0	17	10/25/2033	1FM	
362341-XE-4	GSR 05-AR7 5A1		06/01/2020	MBS PAYDOWN		10,755	9,138	7,903	10,665	.0	91	.0	91	.0	10,755	.0	.0	.0	175	11/25/2035	1FM	
362351-AB-4	GSAO 06-20 1A2		06/25/2020	MBS PAYDOWN		19,118	19,118	19,066	19,066	.0	53	.0	53	.0	19,118	.0	.0	.0	119	12/25/2046	1FM	
36242D-7K-3	GSR 05-5F 8A1		06/25/2020	MBS PAYDOWN		2,005	2,005	2,005	2,005	.0	.0	.0	.0	.0	2,005	.0	.0	.0	14	06/25/2035	1FM	
36242D-T5-2	GSMP5 05-PP2 1AF 144A		06/25/2020	MBS PAYDOWN		37,993	37,993	36,673	36,673	.0	1,320	.0	1,320	.0	37,993	.0	.0	.0	25	03/25/2035	1FM	
36251P-AF-1	GSMS 16-GS3		06/01/2020	INTEREST ONLY PAYMENT		.0	.0	4,107	194	.0	(194)	.0	(194)	.0	.0	.0	.0	.0	304	10/10/2049	1FE	
36255H-AA-3	GSMS 18-R1VR		06/19/2020	BARCLAYS CAPITAL INC		481,826	499,140	465,916	.0	.0	1,012	.0	1,012	.0	466,928	.0	14,898	14,898	1,347	07/15/2035	1FE	

E05.26

STATEMENT AS OF JUNE 30, 2020 OF THE VOYA RETIREMENT INSURANCE AND ANNUITY COMPANY

SCHEDULE D - PART 4

Show All Long-Term Bonds and Stock Sold, Redeemed or Otherwise Disposed of During the Current Quarter

1	2	3	4	5	6	7	8	9	10	Change In Book/Adjusted Carrying Value					16	17	18	19	20	21	22
										11	12	13	14	15							
CUSIP Ident-ification	Description	For-ign	Disposal Date	Name of Purchaser	Number of Shares of Stock	Consid-eration	Par Value	Actual Cost	Prior Year Book/ Adjusted Carrying Value	Unrealized Valuation Increase/ (Decrease)	Current Year's (Amor-tization)/ Accretion	Current Year's Other Than Temporary Impairment Recogn-ized	Total Change in Book/ Adjusted Carrying Value (11 + 12 - 13)	Total Foreign Exchange Change in Book /Adjusted Carrying Value	Book/ Adjusted Carrying Value at Disposal Date	Foreign Exchange Gain (Loss) on Disposal	Realized Gain (Loss) on Disposal	Total Gain (Loss) on Disposal	Bond Interest/ Stock Dividends Received During Year	Stated Con-tractual Maturity Date	NAIC Desig-nation and Admini-strative Symbol
36255W-AG-0	GSMS 18-1RVR		06/19/2020	CITIGROUP GLOBAL MARKETS INC		1,263,500	1,400,000	1,234,625	0	0	4,406	0	4,406	0	1,239,031	0	24,469	24,469	4,808	07/15/2035	2FE
36257L-AA-5	GSMS 19-PJ2		06/01/2020	MBS PAYDOWN		724,818	724,818	740,900	726,530	(1,711)	0	0	(1,711)	0	724,818	0	0	0	11,776	11/25/2049	1FM
36257L-AL-1	GSMS 19-PJ2		06/01/2020	INTEREST ONLY PAYMENT		0	0	368,656	114,871	0	(114,871)	0	(114,871)	0	0	0	0	0	120,976	11/25/2049	1FE
36257Q-AA-4	GSMS 19-PJ3		06/01/2020	MBS PAYDOWN		778,660	778,660	787,055	779,100	0	(440)	0	(440)	0	778,660	0	0	0	11,157	03/25/2050	1FM
36257Q-AF-3	GSMS 19-PJ3		06/01/2020	MBS PAYDOWN		1,661,115	1,661,115	1,640,351	1,021	0	1,627	0	1,627	0	1,661,115	0	0	0	9,266	03/25/2050	1FM
36257Q-AQ-9	GSMS 19-PJ3		06/01/2020	MBS PAYDOWN		10,102	10,102	10,683	10,121	0	(18)	0	(18)	0	10,102	0	0	0	173	03/25/2050	1FM
36257Q-AR-7	GSMS 19-PJ3		06/01/2020	MBS PAYDOWN		13,133	13,133	13,813	13,155	0	(22)	0	(22)	0	13,133	0	0	0	224	03/25/2050	1FM
36257T-AA-8	GSMS 19-PJ1		06/01/2020	MBS PAYDOWN		486,257	486,257	491,879	487,079	0	(622)	0	(622)	0	486,257	0	0	0	8,246	08/25/2049	1FM
36258F-AA-7	GSMS 20-PJ1		06/01/2020	MBS PAYDOWN		715,147	715,147	729,115	715,147	0	(682)	0	(682)	0	715,147	0	0	0	8,398	05/25/2050	1FE
36258F-AF-6	GSMS 20-PJ1		06/01/2020	MBS PAYDOWN		564,162	564,162	559,755	0	0	250	0	250	0	564,162	0	0	0	3,334	05/25/2050	1FE
36262D-AA-6	GSMS 20-PJ2		06/01/2020	MBS PAYDOWN		351,519	351,519	359,648	0	0	(493)	0	(493)	0	351,519	0	0	0	3,474	07/25/2050	1FE
36298X-AA-0	GSMP5 06-RP2 1AF1 144A		06/25/2020	MBS PAYDOWN		48,410	48,410	47,793	48,392	0	18	0	18	0	48,410	0	0	0	289	04/25/2050	1FM
36417J-BU-2	GFMT 18-1		06/01/2020	MBS PAYDOWN		11,407	11,407	11,358	11,407	0	1	0	1	0	11,407	0	0	0	181	11/25/2036	1FM
36418A-AG-2	GFMT 19-2		06/01/2020	MBS PAYDOWN		948,856	948,856	963,991	826,663	0	(3,491)	0	(3,491)	0	948,856	0	0	0	14,391	06/25/2059	1FM
36418A-BV-8	GFMT 19-2		06/01/2020	MBS PAYDOWN		5,658	5,658	4,908	0	0	9	0	9	0	5,658	0	0	0	36	06/25/2059	1FM
36418W-AG-4	GFMT 19-1		06/01/2020	MBS PAYDOWN		376,817	376,817	381,726	146,466	0	(579)	0	(579)	0	376,817	0	0	0	3,981	02/25/2059	1FM
36418W-AJ-8	GFMT 19-1		06/01/2020	MBS PAYDOWN		230,757	230,757	231,009	0	0	(46)	0	(46)	0	230,757	0	0	0	1,114	02/25/2059	1FM
36418W-AQ-2	GFMT 19-1		06/01/2020	MBS PAYDOWN		203,000	203,000	200,653	0	0	97	0	97	0	203,000	0	0	0	980	02/25/2059	1FM
36962G-4Y-7	GENERAL ELECTRIC CO		05/19/2020	CORPORATE ACTION		10,250,000	10,000,000	9,962,000	9,995,288	0	1,755	0	1,755	0	9,997,044	0	252,956	252,956	400,833	01/07/2021	2FE
36962G-5J-9	GENERAL ELECTRIC CO		05/19/2020	CORPORATE ACTION		16,840,000	16,000,000	15,965,760	15,992,642	0	1,520	0	1,520	0	15,994,162	0	845,838	845,838	438,133	10/17/2021	2FE
370334-CH-5	GENERAL MILLS INC		04/03/2020	INC		2,197,140	2,000,000	1,996,880	1,997,050	0	28	0	28	0	1,997,078	0	200,062	200,062	42,972	04/17/2038	2FE
373298-BR-8	GP 7.75 11/15/2029		04/27/2020	CITIGROUP GLOBAL MARKETS INC		2,793,679	1,915,000	2,120,863	2,054,633	0	(3,313)	0	(3,313)	0	2,051,320	0	742,359	742,359	67,610	11/15/2029	1FE
37331N-AK-7	GEORGIA-PACIFIC LLC		06/10/2020	FIFTH THIRD SECURITIES INC		1,960,041	1,915,000	1,912,625	0	0	25	0	25	0	1,912,650	0	47,391	47,391	5,139	04/30/2030	1FE
38141E-AE-6	GOLDMAN SACHS GROUP INC		06/15/2020	MATURITY SINKING FUND REDEMPTION		10,000,000	10,000,000	10,713,300	10,043,951	0	(43,951)	0	(43,951)	0	10,000,000	0	0	0	300,000	06/15/2020	2FE
38278*-AA-1	GREEN COUNTRY ENERGY LLC PRVT		05/10/2020	SINKING FUND REDEMPTION		21,918	21,918	21,918	21,918	0	0	0	0	0	21,918	0	0	0	790	02/10/2024	5FE
39813F-AA-9	GRIDFLEX GENERATION LLC		06/30/2020	SINKING FUND REDEMPTION		751,855	751,855	751,855	751,855	0	0	0	0	0	751,855	0	0	0	19,385	12/31/2030	2PL
40432B-BG-3	HALO_07-2 APO		06/01/2020	MBS PAYDOWN		6,488	6,488	6,526	6,526	0	(38)	0	(38)	0	6,488	0	0	0	0	09/25/2037	1FM
406216-BA-8	HALLIBURTON CO		04/21/2020	MORGAN STANLEY & CO. INC		8,022,200	10,000,000	9,949,400	9,957,256	0	360	0	360	0	9,957,616	0	(1,935,416)	(1,935,416)	197,500	11/15/2041	2FE
41161P-LG-6	HVML_05-1 X		06/01/2020	INTEREST ONLY PAYMENT		0	0	38,187	5,733	0	(5,733)	0	(5,733)	0	0	0	0	0	13,163	03/19/2035	5G1
41165A-AB-8	HVMLT_07-5		06/19/2020	MBS PAYDOWN		126,116	126,116	112,874	125,299	0	817	0	817	0	126,116	0	0	0	794	09/19/2037	1FM
42804D-CN-7	HDTFS		04/28/2020	SUMRIDGE PARTNERS		58,988	195,000	195,000	195,000	0	0	0	0	0	195,000	0	(136,013)	(136,013)	6,602	10/15/2022	4FE
42809H-AD-9	HESS CORP		06/24/2020	VARIOUS		7,701,211	8,118,000	8,061,499	8,070,259	0	477	0	477	0	8,070,735	0	(369,525)	(369,525)	352,286	02/15/2041	3FE
42809H-AG-2	HESS CORP		06/03/2020	INC		5,113,750	5,000,000	4,550,000	5,000,754	0	4,658	0	4,658	0	4,554,658	0	559,092	559,092	38,222	04/01/2027	3FE
437076-AT-9	HOME DEPOT INC		06/15/2020	CORPORATE ACTION SINKING FUND REDEMPTION		5,000,000	5,000,000	5,011,050	5,000,754	0	(702)	0	(702)	0	5,000,052	0	(52)	(52)	148,125	09/15/2020	1FE
44416*-AB-2	HUDSON TRANSMISSION PARTNERS LLC		05/31/2020	VARIOUS		82,567	82,567	82,567	82,567	0	0	0	0	0	82,567	0	0	0	900	05/31/2033	2PL
44416*-AE-6	HUDSON TRANSMISSION PARTNERS LLC		05/31/2020	VARIOUS		8,522	8,522	8,522	8,522	0	0	0	0	0	8,522	0	0	0	187	11/30/2032	2PL
44416*-AF-3	HUDSON TRANSMISSION PARTNERS LLC		05/31/2020	VARIOUS SINKING FUND REDEMPTION		6,612	6,612	6,612	6,612	0	0	0	0	0	6,612	0	0	0	143	11/30/2032	2PL
44416*-AG-1	HUDSON TRANSMISSION PARTNERS LLC		05/30/2020	VARIOUS		39,380	39,380	39,380	39,380	0	0	0	0	0	39,380	0	0	0	452	11/30/2032	2PL
458140-AK-6	INTEL CORP		04/08/2020	RBC CAPITAL MARKETS		19,088,693	15,070,000	14,958,181	14,975,382	0	699	0	699	0	14,976,080	0	4,112,612	4,112,612	384,725	10/01/2041	1FE
460146-CE-1	INTERNATIONAL PAPER CO		06/12/2020	CORPORATE ACTION		5,664,736	5,246,000	6,153,739	5,551,688	0	244,138	0	244,138	0	5,795,826	0	(131,090)	(131,090)	324,596	08/15/2021	2FE
46185H-AA-0	HSFR_18-SFR2		06/17/2020	MBS PAYDOWN		19,440	19,440	18,294	0	0	2,065	0	2,065	0	19,440	0	0	0	41	06/17/2037	1FE
46185J-AA-6	HSFR_18-SFR1		06/17/2020	MBS PAYDOWN		16,063	16,063	15,008	0	0	6,045	0	6,045	0	16,063	0	0	0	26	03/17/2037	1FE
46284P-AQ-7	IRON MOUNTAIN INC		06/29/2020	CORPORATE ACTION		1,402,500	1,375,000	1,375,000	1,375,000	0	27,500	0	27,500	0	1,402,500	0	0	0	71,958	08/15/2023	3FE
46590U-AA-0	HENDR_18-2A		06/15/2020	MBS PAYDOWN		166,032	166,032	165,944	165,944	0	142	0	142	0	166,032	0	0	0	2,890	10/15/2075	1FE
46591D-AL-3	JPMIT_19-INV1		06/25/2020	INTEREST ONLY PAYMENT		0	0	300,045	55,666	0	(55,666)	0	(55,666)	0	0	0	0	0	71,061	10/25/2049	1FE
46591D-AX-7	JPMIT_19-INV1		06/01/2020	MBS PAYDOWN		29,734	29,734	28,917	0	0	5	0	5	0	29,734	0	0	0	250	10/25/2049	1FE
46591F-AC-8	JPMIT_19-5		06/01/2020	MBS PAYDOWN		1,511,747	1,511,747	1,545,761	1,513,614	0	(1,867)	0	(1,867)	0	1,511,747	0	0	0	23,706	11/25/2049	1FM
46591F-AZ-7	JPMIT_19-5		06/01/2020	MBS PAYDOWN		9,641	9,641	10,321	9,658	0	(17)	0	(17)	0	9,641	0	0	0	176	11/25/2049	1FM

E05.27

STATEMENT AS OF JUNE 30, 2020 OF THE VOYA RETIREMENT INSURANCE AND ANNUITY COMPANY

SCHEDULE D - PART 4

Show All Long-Term Bonds and Stock Sold, Redeemed or Otherwise Disposed of During the Current Quarter

1	2	3	4	5	6	7	8	9	10	Change In Book/Adjusted Carrying Value					16	17	18	19	20	21	22
										11	12	13	14	15							
46591H-AA-8	CHASE 19-CL1		06/25/2020	MBS PAYDOWN		487,323	487,323	487,323	487,323	0	0	0	0	0	487,323	0	0	0	5,463	04/25/2047	IFE
46591K-AC-7	JPMMT 19-8		06/01/2020	MBS PAYDOWN		598,035	598,035	605,791	598,344	0	(309)	0	(309)	0	598,035	0	0	0	8,075	03/25/2050	IFM
46591K-BA-0	JPMMT 19-8		06/25/2020	INTEREST ONLY PAYMENT		0	0	240,271	68,481	0	(68,481)	0	(68,481)	0	0	0	0	0	92,723	03/25/2050	IFE
46591L-BD-2	JPMMT 19-INV3		06/25/2020	INTEREST ONLY PAYMENT		0	0	310,993	52,349	0	(52,349)	0	(52,349)	0	0	0	0	0	64,727	05/25/2050	IFE
46591L-BH-3	JPMMT 19-INV3		06/01/2020	VARIOUS		194,618	194,618	193,402	0	0	0	0	0	194,618	0	0	0	0	822	05/25/2050	IFE
46591L-BN-0	JPMMT 19-INV3		06/01/2020	INTEREST ONLY PAYMENT		0	0	140,442	30,618	0	(30,618)	0	(30,618)	0	0	0	0	0	30,466	05/25/2050	IFE
46591L-BP-5	JPMMT 19-INV3		06/01/2020	INTEREST ONLY PAYMENT		0	0	35,565	8,041	0	(8,041)	0	(8,041)	0	0	0	0	0	7,715	05/25/2050	IFE
46591L-BQ-3	JPMMT 19-INV3		06/01/2020	MBS PAYDOWN		26,312	26,312	24,536	0	0	18	0	18	0	26,312	0	0	0	199	05/25/2050	IFE
46591N-BH-9	JPMMT 20-LTV1		06/01/2020	MBS PAYDOWN		503,843	503,843	511,794	0	0	(663)	0	(663)	0	503,843	0	0	0	6,110	06/25/2050	IFE
46591T-AC-8	JPMMT 19-INV3		06/01/2020	MBS PAYDOWN		324,564	324,564	332,221	0	0	(421)	0	(421)	0	324,564	0	0	0	2,878	07/25/2050	IFE
46591T-AE-4	JPMMT 20-2		06/01/2020	INTEREST ONLY PAYMENT		0	0	132,821	0	0	(17,568)	0	(17,568)	0	0	0	0	0	15,175	07/25/2050	IFE
46591T-BG-8	JPMMT 20-2		06/01/2020	MBS PAYDOWN		89,444	89,444	89,891	0	0	(1)	0	(1)	0	89,444	0	0	0	369	07/25/2050	IFE
46591T-BN-3	JPMMT 20-2		06/01/2020	INTEREST ONLY PAYMENT		0	0	12,149	0	0	(1,509)	0	(1,509)	0	0	0	0	0	1,447	07/25/2050	IFE
46591V-BD-0	JPMMT 20-INV1		06/25/2020	INTEREST ONLY PAYMENT		0	0	302,757	0	0	(28,283)	0	(28,283)	0	0	0	0	0	37,075	08/25/2050	IFE
465964-AY-0	JPMMT 18-LTV1		06/01/2020	INTEREST ONLY PAYMENT		0	0	28,196	16,433	0	(16,433)	0	(16,433)	0	0	0	0	0	11,789	04/25/2049	IFE
46620V-AA-2	HENDR 17-2A		06/15/2020	MBS PAYDOWN		102,685	102,685	102,639	102,566	0	119	0	119	0	102,685	0	0	0	1,491	09/15/2072	IFE
466247-LP-6	JPMMT 05-A1 3A1		06/01/2020	MBS PAYDOWN		23,734	23,734	24,542	23,911	0	(177)	0	(177)	0	23,734	0	0	0	393	02/25/2050	IFM
46643B-AW-1	JPMMT 14-IVR3		06/01/2020	MBS PAYDOWN		263,257	263,257	258,485	0	0	122	0	122	0	263,257	0	0	0	844	09/25/2044	IFM
46643G-AG-5	JPMBB 14-C24		06/01/2020	INTEREST ONLY PAYMENT		0	0	12,782	606	0	(606)	0	(606)	0	0	0	0	0	1,071	11/15/2047	IFE
46647S-BE-9	JPMMT 17-3		06/01/2020	INTEREST ONLY PAYMENT		0	0	198,393	48,547	0	(48,547)	0	(48,547)	0	0	0	0	0	35,797	08/26/2047	IFE
46648H-AZ-6	JPMMT 17-2		06/01/2020	MBS PAYDOWN		22,874	22,874	22,811	22,874	0	(1)	0	(1)	0	22,874	0	0	0	354	05/25/2047	IFM
46648K-AW-6	JPMDB 17-C7		06/01/2020	INTEREST ONLY PAYMENT		0	0	1,879	73	0	(73)	0	(73)	0	0	0	0	0	109	10/15/2050	IFE
46649C-AN-3	JPMMT 18-4		06/01/2020	MBS PAYDOWN		26,656	26,656	26,073	0	0	7	0	7	0	26,656	0	0	0	155	10/25/2048	IFM
46649K-AW-5	JPMMT 18-5		06/01/2020	INTEREST ONLY PAYMENT		0	0	109,158	27,605	0	(27,605)	0	(27,605)	0	0	0	0	0	15,282	10/25/2048	IFE
46649T-AN-6	JPMMT 18-3		06/01/2020	MBS PAYDOWN		41,136	41,136	40,236	0	0	10	0	10	0	41,136	0	0	0	239	09/25/2048	IFM
46649Y-BG-9	JPMMT 18-9		06/01/2020	MBS PAYDOWN		22,625	22,625	22,894	22,635	0	(10)	0	(10)	0	22,625	0	0	0	416	02/25/2049	IFM
46650H-AC-2	JPMMT 19-1		06/01/2020	MBS PAYDOWN		1,085,847	1,085,847	1,082,963	1,084,872	0	976	0	976	0	1,085,847	0	0	0	17,538	05/25/2049	IFM
46650H-AM-0	JPMMT 19-1		06/25/2020	INTEREST ONLY PAYMENT		0	0	729,397	184,313	0	(184,313)	0	(184,313)	0	0	0	0	0	204,477	05/25/2049	IFE
46650H-AV-0	JPMMT 19-1		06/01/2020	INTEREST ONLY PAYMENT		0	0	18,188	7,969	0	(7,969)	0	(7,969)	0	0	0	0	0	6,433	05/25/2049	IFE
46650H-AW-8	JPMMT 19-1		06/01/2020	MBS PAYDOWN		17,496	17,496	17,890	17,507	0	(11)	0	(11)	0	17,496	0	0	0	324	05/25/2049	IFM
46650M-BG-1	JPMMT 18-8		06/01/2020	MBS PAYDOWN		22,176	22,176	22,551	22,220	0	(44)	0	(44)	0	22,176	0	0	0	388	01/25/2049	IFM
46650P-AM-2	JPMMT 19-LTV1		06/25/2020	INTEREST ONLY PAYMENT		0	0	418,867	146,714	0	(146,714)	0	(146,714)	0	0	0	0	0	160,920	06/25/2049	IFE
46650P-AY-6	JPMMT 19-LTV1		06/01/2020	MBS PAYDOWN		23,877	23,877	25,240	23,911	0	(34)	0	(34)	0	23,877	0	0	0	483	06/25/2049	IFM
46650P-AZ-3	JPMMT 19-LTV1		06/01/2020	MBS PAYDOWN		21,639	21,639	22,530	21,660	0	(21)	0	(21)	0	21,639	0	0	0	438	06/25/2049	IFM
46650Q-AC-2	JPMMT 19-3		06/01/2020	MBS PAYDOWN		847,153	847,153	857,081	848,036	0	(883)	0	(883)	0	847,153	0	0	0	13,896	09/25/2049	IFM
46650T-AC-6	JPMMT 19-2		06/01/2020	MBS PAYDOWN		888,965	888,965	900,077	890,139	0	(1,174)	0	(1,174)	0	888,965	0	0	0	14,653	08/25/2049	IFM
46650T-AX-0	JPMMT 19-2		06/01/2020	MBS PAYDOWN		9,666	9,666	10,290	9,663	0	(18)	0	(18)	0	9,666	0	0	0	184	08/25/2049	IFM
46650T-BE-1	JPMMT 19-2		06/25/2020	INTEREST ONLY PAYMENT		0	0	252,572	103,345	0	(103,345)	0	(103,345)	0	0	0	0	0	120,696	08/25/2049	IFE
46651A-AT-9	JPMMT 19-LTV2		06/01/2020	MBS PAYDOWN		717,125	717,125	733,261	717,670	0	(545)	0	(545)	0	717,125	0	0	0	11,211	12/25/2049	IFM
46651A-BA-9	JPMMT 19-LTV2		06/01/2020	MBS PAYDOWN		22,286	22,286	24,378	22,339	0	(54)	0	(54)	0	22,286	0	0	0	439	12/25/2049	IFM
46651A-BB-7	JPMMT 19-LTV2		06/01/2020	MBS PAYDOWN		11,143	11,143	12,033	11,165	0	(23)	0	(23)	0	11,143	0	0	0	220	12/25/2049	IFM
46651B-AC-4	JPMMT 19-6		06/01/2020	MBS PAYDOWN		1,461,208	1,461,208	1,454,101	217,091	0	431	0	431	0	1,461,208	0	0	0	9,050	12/25/2049	IFM
46651B-AR-1	JPMMT 19-6		06/01/2020	MBS PAYDOWN		194,500	194,500	194,986	0	0	14	0	14	0	194,500	0	0	0	760	12/25/2049	IFM
46651D-AC-0	JPMMT 19-INV2		06/01/2020	MBS PAYDOWN		293,152	293,152	296,743	293,318	0	(167)	0	(167)	0	293,152	0	0	0	4,047	02/25/2050	IFE
46651D-AM-8	JPMMT 19-INV2		06/25/2020	INTEREST ONLY PAYMENT		0	0	758,339	211,234	0	(211,234)	0	(211,234)	0	0	0	0	0	212,023	09/25/2049	IFE
46651D-AR-7	JPMMT 19-INV2		06/01/2020	MBS PAYDOWN		655,745	655,745	658,147	293,262	0	(111)	0	(111)	0	655,745	0	0	0	5,479	02/25/2050	IFE
46651D-AU-0	JPMMT 19-INV2		06/01/2020	INTEREST ONLY PAYMENT		0	0	80,967	19,887	0	(19,887)	0	(19,887)	0	0	0	0	0	20,217	09/25/2049	IFE
46651D-AX-4	JPMMT 19-INV2		06/01/2020	INTEREST ONLY PAYMENT		0	0	52,924	14,626	0	(14,626)	0	(14,626)	0	0	0	0	0	14,901	09/25/2049	IFE
46651D-AZ-9	JPMMT 19-INV2		06/01/2020	MBS PAYDOWN		19,083	19,083	17,682	0	0	6	0	6	0	19,083	0	0	0	79	02/25/2050	IFE
46651F-AS-0	JPMMT 19-HYB1		06/01/2020	MBS PAYDOWN		10,494	10,494	8,300	0	0	35	0	35	0	10,494	0	0	0	51	10/25/2049	IFM
46651G-AC-3	JPMMT 19-7		06/01/2020	MBS PAYDOWN		1,216,808	1,216,808	1,232,018	1,217,411	0	(603)	0	(603)	0	1,216,808	0	0	0	16,464	02/25/2050	IFM
46651G-AM-1	JPMMT 19-7		06/25/2020	INTEREST ONLY PAYMENT		0	0	350,213	117,326	0	(117,326)	0	(117,326)	0	0	0	0	0	130,480	02/25/2050	IFE
46651G-AX-7	JPMMT 19-7		06/01/2020	INTEREST ONLY PAYMENT		0	0	29,401	7,240	0	(7,240)	0	(7,240)	0	0	0	0	0	6,		

STATEMENT AS OF JUNE 30, 2020 OF THE VOYA RETIREMENT INSURANCE AND ANNUITY COMPANY

SCHEDULE D - PART 4

Show All Long-Term Bonds and Stock Sold, Redeemed or Otherwise Disposed of During the Current Quarter

1	2	3	4	5	6	7	8	9	10	Change In Book/Adjusted Carrying Value					16	17	18	19	20	21	22
										11	12	13	14	15							
CUSIP Identification	Description	Foreign	Disposal Date	Name of Purchaser	Number of Shares of Stock	Consideration	Par Value	Actual Cost	Prior Year Book/Adjusted Carrying Value	Unrealized Valuation Increase/(Decrease)	Current Year's (Amortization)/Accretion	Current Year's Other Than Temporary Impairment Recognized	Total Change in Book/Adjusted Carrying Value (11 + 12 - 13)	Total Foreign Exchange Change in Book /Adjusted Carrying Value	Book/Adjusted Carrying Value at Disposal Date	Foreign Exchange Gain (Loss) on Disposal	Realized Gain (Loss) on Disposal	Total Gain (Loss) on Disposal	Bond Interest/Stock Dividends Received During Year	Stated Contractual Maturity Date	NAIC Designation and Administrative Symbol
46651H-BT-3	JPMIT_19-LTV3		06/01/2020	MBS PAYDOWN		8,197	8,197	8,781	8,212	0	(15)	0	(15)	0	8,197	0	0	0	154	03/25/2050	1FM
46651T-AA-9	HENDR_18-1A		06/15/2020	MBS PAYDOWN		91,324	91,324	91,251	91,183	0	141	0	141	0	91,324	0	0	0	1,308	10/17/2072	1FE
46651Y-BQ-4	JPMIT_20-1		06/01/2020	MBS PAYDOWN		3,310	3,310	3,353	3,310	0	(1)	0	(1)	0	3,310	0	0	0	11	06/25/2050	1FE
46651Y-AC-4	JPMIT_19-9		06/01/2020	MBS PAYDOWN		109,435	109,435	106,700	106,700	0	52	0	52	0	109,435	0	0	0	631	05/25/2050	1FM
46651Y-AE-0	JPMIT_19-9		06/01/2020	INTEREST ONLY PAYMENT		0	0	46,959	8,561	0	(8,561)	0	(8,561)	0	0	0	0	0	7,943	05/25/2050	1FE
46651Y-BC-3	JPMIT_19-9		06/25/2020	INTEREST ONLY PAYMENT		0	0	210,319	59,350	0	(59,350)	0	(59,350)	0	0	0	0	0	78,232	05/25/2050	1FE
46651Y-BN-9	JPMIT_19-9		06/01/2020	INTEREST ONLY PAYMENT		0	0	21,557	4,236	0	(4,236)	0	(4,236)	0	0	0	0	0	3,936	05/25/2050	1FE
477143-AH-4	JETBLUE AIR 2019-1 CLASS AA		05/15/2020	VARIOUS		1,271,697	1,406,697	1,406,697	1,406,697	0	0	0	0	0	1,406,697	0	(135,000)	(135,000)	18,839	05/15/2032	1FE
481218-AD-3	JRD HOLDINGS LLC		03/31/2020	PRIOR YEAR INCOME		0	0	0	0	0	0	0	0	0	0	0	0	0	216	03/27/2024	2PL
48253Q-AJ-4	KIND_20-AIP		06/17/2020	J.P. MORGAN SECURITIES, INC.		2,898,750	3,000,000	2,870,625	2,870,625	0	2,732	0	2,732	0	2,873,357	0	25,393	25,393	8,359	03/15/2037	1FE
486606-JF-4	KAYNE ANDERSON KYN FUND		04/24/2020	PRIVATE DIRECT		853,644	853,644	845,192	845,192	0	8,452	0	8,452	0	853,644	0	0	0	10,770	04/16/2025	1FE
486606-J*-8	KAYNE ANDERSON KYN FUND		04/24/2020	PRIVATE DIRECT		1,878,016	1,859,422	1,859,422	1,859,422	0	18,594	0	18,594	0	1,878,016	0	0	0	20,660	04/16/2021	1FE
486606-JB-6	KAYNE ANDERSON KYN FUND		04/24/2020	PRIVATE DIRECT		1,536,558	1,521,345	1,521,345	1,521,345	0	15,213	0	15,213	0	1,536,558	0	0	0	18,858	04/16/2023	1FE
48661E-A*-5	KAYNE ANDERSON KYE FUND		04/24/2020	PRIVATE DIRECT		240,478	238,097	238,097	240,478	0	0	0	0	0	240,478	0	0	0	6,111	03/22/2022	1FE
49275V-AB-8	KIOWA POWER PARTNERS LLC 144A		06/30/2020	SINKING FUND REDEMPTION		121,088	121,088	122,952	121,270	0	(182)	0	(182)	0	121,088	0	0	0	3,473	03/30/2021	2FE
50077L-AL-0	KRAFT HEINZ FOODS CO		05/20/2020	BANK OF AMERICA SECURITIES LLC		7,401,250	7,000,000	6,933,430	6,943,302	0	934	0	934	0	6,944,237	0	457,013	457,013	295,417	07/15/2035	3FE
50200X-AA-8	LCSS_2018-A		06/15/2020	MBS PAYDOWN		84,740	84,740	84,740	84,740	0	0	0	0	0	84,740	0	0	0	1,653	12/15/2062	1FE
505500-AA-3	LACKAWANNA ENERGY CENTER LLC		06/30/2020	VARIOUS		60,000	60,000	60,000	60,000	0	0	0	0	0	60,000	0	0	0	2,617	03/31/2024	3
50706U-AF-2	LAGO RESORT & CASINO LLC - TL		06/30/2020	SINKING FUND REDEMPTION		21,000	21,000	20,428	20,918	0	82	0	82	0	21,000	0	0	0	1,010	03/07/2022	5FE
51888R-AD-2	DRB_17-C		05/25/2020	MBS PAYDOWN		117,346	117,346	115,426	120,736	0	(3,390)	0	(3,390)	0	117,346	0	0	0	445	11/25/2042	1FE
51888R-AC-4	LRB_18-B		05/25/2020	VARIOUS		184,676	184,676	184,627	184,239	0	437	0	437	0	184,676	0	0	0	2,610	05/26/2043	1FE
52520N-AG-6	LMT_06-6 2A2		06/25/2020	INTEREST ONLY PAYMENT		0	0	2,566	(637)	0	637	0	637	0	0	0	0	0	1,061	10/25/2036	5G1
52520N-AH-4	LMT_06-6 2A3		06/25/2020	INTEREST ONLY PAYMENT		0	0	552	(69)	0	69	0	69	0	0	0	0	0	190	10/25/2036	5G1
52520R-AF-9	LMT_06-4 2A2		06/25/2020	INTEREST ONLY PAYMENT		0	0	10,441	441	0	(441)	0	(441)	0	0	0	0	0	4,822	08/25/2036	6FE
52520T-AS-7	LMT_06-5 2A1		06/25/2020	MBS PAYDOWN		0	1,117	128	6	0	(6)	0	(6)	0	0	0	0	0	8	09/25/2036	1FM
52521F-AG-2	LMT_07-3 2A4		06/25/2020	INTEREST ONLY PAYMENT		0	0	425	0	0	0	0	0	0	0	0	0	0	296	02/25/2037	5G1
52521J-AQ-2	LMT_07-3 1A6		05/25/2020	INTEREST ONLY PAYMENT		0	0	0	0	0	0	0	0	0	0	0	0	0	2	03/25/2037	5G1
52521R-AR-2	LMT_07-5 2A2		06/25/2020	INTEREST ONLY PAYMENT		0	0	9,591	0	0	0	0	0	0	0	0	0	0	6,153	06/25/2037	6FE
526057-CH-5	LENNAR CORPORATION		05/01/2020	MATURITY		755,000	755,000	755,000	755,000	0	0	0	0	0	755,000	0	0	0	25,009	05/01/2020	3FE
53079E-AE-4	LIBERTY MUTUAL GROUP INC. 144A		05/07/2020	CORPORATE ACTION		9,515,652	6,900,000	7,817,639	7,625,443	0	(12,157)	0	(12,157)	0	7,613,286	0	1,902,366	1,902,366	311,267	03/15/2034	2FE
53688T-AA-2	LFRF-2015-1		04/30/2020	VARIOUS		564,466	564,466	564,466	564,466	0	0	0	0	0	564,466	0	0	0	16,242	10/30/2027	1PL
55265K-3T-4	MAST_03-12		06/01/2020	MBS PAYDOWN		18,698	18,698	19,843	18,784	0	(86)	0	(86)	0	18,698	0	0	0	339	12/25/2033	1FM
55279H-AK-6	MANUFACTURERS AND TRADERS TRUST CO		05/14/2020	SECURITIES		7,429,240	7,000,000	6,992,160	6,995,722	0	298	0	298	0	6,996,020	0	433,220	433,220	159,017	02/06/2025	1FE
55312Y-BD-3	MLCFC_07-5 X		06/01/2020	INTEREST ONLY PAYMENT		0	0	0	0	0	0	0	0	0	0	0	0	0	1	08/12/2048	6FE
55354G-AB-6	MSCI INC		06/17/2020	CORPORATE ACTION		1,373,871	1,325,000	1,325,000	1,325,000	0	48,871	0	48,871	0	1,373,871	0	0	0	63,913	08/15/2025	3FE
55357G-AH-0	MSHC INC - SERVICE LOGIC		03/31/2020	SINKING FUND REDEMPTION		476	476	475	476	0	0	0	0	0	476	0	0	0	7	07/31/2023	3PL
571748-BK-7	MARSH & MCLENNAN COMPANIES INC		04/16/2020	SANTANDER INVESTMENT		5,000,000	5,000,000	5,000,000	5,000,000	0	0	0	0	0	5,000,000	0	0	0	47,812	12/29/2021	1FE
573284-AV-8	MARTIN MARIETTA MATERIALS INC		06/10/2020	SEAPORT GROUP		1,977,880	2,000,000	1,977,280	0	0	478	0	478	0	1,977,758	0	122	122	11,944	03/15/2030	2FE
576434-DB-4	MALT_05-1 2A1		06/01/2020	MBS PAYDOWN		52,104	52,104	52,975	52,138	0	(34)	0	(34)	0	52,104	0	0	0	1,350	02/25/2035	1FM
576434-ZR-8	MALT_04-13 2A1		06/01/2020	MBS PAYDOWN		448	448	460	439	0	9	0	9	0	448	0	0	0	5	07/25/2020	1FM
57643M-MM-3	MASTR_06-1 2A1		06/25/2020	MBS PAYDOWN		198,317	198,405	59,781	196,617	0	1,700	0	1,700	0	198,317	0	0	0	1,520	05/25/2036	1FM
577081-AU-6	MATTEL INC		06/16/2020	VARIOUS		8,754,375	10,000,000	8,399,721	8,463,892	0	27,005	0	27,005	0	8,490,898	0	263,477	263,477	439,864	10/01/2040	4FE
585499-AA-4	MELLO_18-MTG2		06/01/2020	MBS PAYDOWN		1,033,533	1,042,629	1,042,629	1,035,411	0	(1,878)	0	(1,878)	0	1,033,533	0	0	0	18,665	10/25/2048	1FM
585499-AJ-5	MELLO_18-MTG2		06/01/2020	MBS PAYDOWN		47,935	47,935	48,773	0	0	(13)	0	(13)	0	47,935	0	0	0	355	10/25/2048	1FM
58933Y-AJ-4	MERCK SHARP & DOHME CORP		04/06/2020	JEFFERIES & COMPANY, INC.		10,000,320	8,000,000	7,975,520	7,978,643	0	147	0	147	0	7,978,790	0	2,021,530	2,021,530	129,111	05/18/2043	1FE
589929-2M-9	MLCC_03-F A1		06/25/2020	MBS PAYDOWN		1,173	1,173	1,173	1,173	0	0	0	0	0	1,173	0	0	0	9	10/25/2028	1FM
589929-K5-6	MLCC_03-B A1		06/25/2020	MBS PAYDOWN		4,746	4,746	4,746	4,746	0	0	0	0	0	4,746	0	0	0	37	04/25/2028	1FM
59020U-NZ-4	MLCC_04-G A1		06/25/2020	MBS PAYDOWN		540	540	540	540	0	0	0	0	0	540	0	0	0	4	01/25/2030	1FM
59100H-AG-2	META SPECIAL AEROSPACE LLC		06/14/2020	SINKING FUND REDEMPTION		28,125	28,125	27,984	28,062	0	63	0	63	0	28,125	0	0	0	789	11/16/2022	2PL
59100H-AH-0	META SPECIAL AEROSPACE LLC		06/30/2020	VARIOUS		6,250	6,250	6,227	0	0	(34)	0	(34)	0	6,250	0	0	0	276	11/16/2022	2PL

STATEMENT AS OF JUNE 30, 2020 OF THE VOYA RETIREMENT INSURANCE AND ANNUITY COMPANY

SCHEDULE D - PART 4

Show All Long-Term Bonds and Stock Sold, Redeemed or Otherwise Disposed of During the Current Quarter

1	2	3	4	5	6	7	8	9	10	Change In Book/Adjusted Carrying Value					16	17	18	19	20	21	22
										11	12	13	14	15							
CUSIP Ident-ification	Description	For-ign	Disposal Date	Name of Purchaser	Number of Shares of Stock	Consid-eration	Par Value	Actual Cost	Prior Year Book/ Adjusted Carrying Value	Unrealized Valuation Increase/ (Decrease)	Current Year's (Amor-tization)/ Accretion	Current Year's Other Than Temporary Impairment Recogn-ized	Total Change in Book/ Adjusted Carrying Value (11 + 12 - 13)	Total Foreign Exchange Change in Book /Adjusted Carrying Value	Book/ Adjusted Carrying Value at Disposal Date	Foreign Exchange Gain (Loss) on Disposal	Realized Gain (Loss) on Disposal	Total Gain (Loss) on Disposal	Bond Interest/ Stock Dividends Received During Year	Stated Con-tractual Maturity Date	NAIC Desig-nation and Admin-istrative Symbol
59982V-AA-7	MCSLT_19-2GS		06/20/2020	MBS PAYDOWN	113,689	113,689	113,689	113,681	113,463	0	226	0	226	0	113,689	0	0	0	1,728	07/20/2043	1FE
60040#-AA-0	MILLENNIUM PIPELINE CO LLC PRVT		06/30/2020	SINKING FUND REDEMPTION	349,263	349,263	349,263	349,263	349,263	0	0	0	0	0	349,263	0	0	0	4,654	06/30/2027	1PL
61754J-AH-1	MSC_07-T27 AJ		06/01/2020	MBS PAYDOWN	89,888	89,888	89,888	89,888	89,784	0	103	0	103	0	89,888	0	0	0	2,273	06/11/2042	1FM
61913P-AP-7	MHL_05-1 1A1		06/25/2020	MBS PAYDOWN	5,546	5,546	5,546	5,546	5,546	0	0	0	0	0	5,546	0	0	0	46	02/25/2035	1FM
61945L-AA-1	MSA1C_19-2A		06/20/2020	MBS PAYDOWN	405,376	405,376	405,376	405,376	404,752	0	625	0	625	0	405,376	0	0	0	4,757	09/20/2040	1FE
61946C-AA-0	MSA1C_19-1A		06/20/2020	MBS PAYDOWN	251,001	251,001	251,001	250,917	250,446	0	555	0	555	0	251,001	0	0	0	4,535	12/21/2043	1FE
61946F-AA-3	MSA1C_18-1A		06/20/2020	MBS PAYDOWN	213,975	213,975	213,975	213,964	213,490	0	485	0	485	0	213,975	0	0	0	3,559	06/22/2043	1FE
61946L-AA-0	MSA1C_18-2GS		06/20/2020	MBS PAYDOWN	75,698	75,698	75,698	75,685	75,506	0	191	0	191	0	75,698	0	0	0	1,328	02/22/2044	1FE
62927#-AD-8	NFL VENTURES LP		04/15/2020	SINKING FUND REDEMPTION	898,362	898,362	898,362	898,362	898,362	0	0	0	0	0	898,362	0	0	0	12,712	03/31/2024	1FE
62940Q-AA-3	NSG HOLDINGS LLC 144A		06/15/2020	VARIOUS	213,978	213,978	213,978	213,978	213,978	0	0	0	0	0	213,978	0	0	0	8,292	12/15/2025	3FE
64079J-AA-0	NEPTUNE REG TRANS		06/30/2020	VARIOUS	157,490	157,490	157,490	157,490	157,490	0	0	0	0	0	157,490	0	0	0	5,779	06/30/2027	1PL
64352B-AC-6	NCAMT_06-ALT1 AF3		06/01/2020	MBS PAYDOWN	56,675	56,675	56,675	56,680	56,659	0	16	0	16	0	56,675	0	0	0	479	07/25/2036	1FM
64828G-AH-3	NRZT_19-6A		06/01/2020	INTEREST ONLY PAYMENT	0	0	0	73,084	14,973	0	(14,973)	0	(14,973)	0	0	0	0	0	13,099	09/25/2059	1FE
64830B-AZ-0	NRZT_17-6A		06/01/2020	MBS PAYDOWN	20,457	20,457	20,457	19,536	20,457	0	4	0	4	0	20,457	0	0	0	102	08/27/2057	1FM
64830E-AF-8	NRZT_19-3		06/01/2020	INTEREST ONLY PAYMENT	0	0	0	350,138	47,043	0	(47,043)	0	(47,043)	0	0	0	0	0	68,643	11/25/2058	1FE
64830E-AM-3	NRZT_19-3A		06/01/2020	INTEREST ONLY PAYMENT	0	0	0	7,470	369	0	(369)	0	(369)	0	0	0	0	0	634	11/25/2058	1FE
64830E-AW-1	NRZT_19-3A		06/01/2020	INTEREST ONLY PAYMENT	0	0	0	3,352	178	0	(178)	0	(178)	0	0	0	0	0	297	11/25/2058	1FE
64830E-BF-7	NRZT_19-3A		06/01/2020	INTEREST ONLY PAYMENT	0	0	0	1,198	76	0	(76)	0	(76)	0	0	0	0	0	130	11/25/2058	2FE
651290-AP-3	NEWFIELD EXPLORATION COMPANY		05/08/2020	INC	3,416,375	3,775,000	3,775,000	3,773,339	3,774,997	0	1	0	1	0	3,774,997	0	(358,622)	(358,622)	170,032	01/30/2022	2FE
655044-AE-5	NOBLE ENERGY INC		05/08/2020	VARIOUS	8,037,500	10,000,000	10,000,000	9,933,600	9,943,163	0	336	0	336	0	9,943,499	0	(1,905,999)	(1,905,999)	407,833	03/01/2041	2FE
655044-AH-8	NOBLE ENERGY INC		04/30/2020	INC	2,680,770	3,000,000	3,000,000	2,990,850	2,995,121	0	312	0	312	0	2,995,433	0	(314,663)	(314,663)	54,925	11/15/2024	2FE
655844-BV-9	NORFOLK SOUTHERN CORP		04/06/2020	US BANCORP	32,954,678	30,546,000	30,546,000	24,533,310	24,719,863	0	22,296	0	22,296	0	24,742,159	0	8,212,518	8,212,518	800,125	08/15/2052	2FE
65819#-AA-8	NORTH CAROLINA ELECTRIC MEMBERSHIP		06/15/2020	VARIOUS	298,333	298,333	298,333	295,112	295,112	0	3,221	0	3,221	0	298,333	0	0	0	4,594	12/15/2046	1
67098A-AC-3	OBX_19-INV1		06/01/2020	MBS PAYDOWN	621,204	621,204	621,204	630,779	622,052	0	(848)	0	(848)	0	621,204	0	0	0	11,131	11/25/2048	1FE
67112F-AM-2	OBX_19-1		06/01/2020	VARIOUS	33,784	33,784	33,784	29,899	33,784	0	22	0	22	0	33,784	0	0	0	223	06/25/2057	1FM
67112V-AM-7	OBX_19-INV2		06/25/2020	INTEREST ONLY PAYMENT	0	0	0	431,368	111,516	0	(111,516)	0	(111,516)	0	0	0	0	0	121,997	05/27/2049	1FE
67112V-BB-0	OBX_19-INV2		06/01/2020	MBS PAYDOWN	660,988	660,988	660,988	675,384	661,952	0	(964)	0	(964)	0	660,988	0	0	0	10,528	05/27/2049	1FE
67113A-AQ-3	OBX_19-EXP3		06/01/2020	MBS PAYDOWN	131,487	131,487	131,487	132,385	131,741	0	(254)	0	(254)	0	131,487	0	0	0	1,988	10/25/2059	1FM
67113A-BH-2	OBX_19-EXP3		06/01/2020	MBS PAYDOWN	12,972	12,972	12,972	11,805	0	0	15	0	15	0	12,972	0	0	0	106	10/25/2059	1FM
67113A-BL-3	OBX_19-EXP3		06/01/2020	MBS PAYDOWN	21,620	21,620	21,620	18,864	0	0	34	0	34	0	21,620	0	0	0	177	10/25/2059	1FM
67113C-AE-6	OBX_20-INV1		06/01/2020	MBS PAYDOWN	496,960	496,960	496,960	508,220	0	0	(1,099)	0	(1,099)	0	496,960	0	0	0	5,498	05/25/2049	1FE
67113C-AM-8	OBX_20-INV1		06/25/2020	INTEREST ONLY PAYMENT	0	0	0	655,310	0	0	(72,083)	0	(72,083)	0	0	0	0	0	91,851	05/25/2049	1FE
67113K-AY-6	OBX_19-EXP2		06/01/2020	MBS PAYDOWN	447,791	447,791	447,791	456,429	448,991	0	(1,199)	0	(1,199)	0	447,791	0	0	0	7,497	06/25/2059	1FE
67448Q-AC-5	OBX_19-EXP1		06/01/2020	MBS PAYDOWN	404,579	404,579	404,579	407,738	405,213	0	(633)	0	(633)	0	404,579	0	0	0	7,006	01/25/2059	1FM
674599-CX-1	OCCIDENTAL PETROLEUM CORPORATION		06/08/2020	INC	2,406,250	3,500,000	3,500,000	3,481,835	3,482,089	0	267	0	267	0	3,482,356	0	(1,076,106)	(1,076,106)	126,253	08/15/2039	3FE
67773#-AE-0	OHIO VALLEY ELECTRIC CORP PRVT		06/15/2020	VARIOUS	1,997,199	2,001,843	2,001,843	2,001,753	2,001,753	0	0	0	0	0	2,001,753	0	(4,554)	(4,554)	61,497	12/15/2025	3
67773#-AF-7	OHIO VALLEY ELECTRIC CORP PRVT		06/23/2020	VARIOUS	502,948	504,120	504,120	504,120	504,119	0	(2)	0	(2)	0	504,117	0	(1,169)	(1,169)	15,487	12/15/2025	3FE
67773#-AG-5	OHIO VALLEY ELECTRIC CORP PRVT		06/23/2020	VARIOUS	506,957	508,136	508,136	508,136	508,136	0	0	0	0	0	508,136	0	(1,179)	(1,179)	30,601	12/15/2025	3
68246U-AB-0	1A SMART START LLC		06/30/2020	SINKING FUND REDEMPTION	13,524	13,524	13,524	13,524	13,524	0	0	0	0	0	13,524	0	0	0	40	02/21/2022	4
68389F-ET-7	OOHE_04-1 M2		06/25/2020	MBS PAYDOWN	2,180	2,180	2,180	2,134	2,164	12	4	0	16	2	2,180	0	0	0	31	01/25/2034	1FM
69351U-AH-6	PPL ELECTRIC UTILITIES CORP		04/15/2020	BANK OF AMERICA SECURITIES LLC	3,461,793	2,290,000	2,290,000	2,980,824	2,920,704	0	(7,183)	0	(7,183)	0	2,913,521	0	548,272	548,272	99,291	08/15/2037	1FE
69359B-AB-3	PHI INC		06/30/2020	SINKING FUND REDEMPTION	32,007	32,007	32,007	31,336	31,987	0	20	0	20	0	32,007	0	0	0	869	08/30/2024	3PL
693684-AA-0	PSMC_20-1		06/01/2020	MBS PAYDOWN	829,091	829,091	829,091	847,616	829,091	0	(1,266)	0	(1,266)	0	829,091	0	0	0	9,943	01/25/2050	1FE
69372X-AA-0	PSMC_19-1		06/01/2020	MBS PAYDOWN	868,324	868,324	868,324	887,861	871,474	0	(3,150)	0	(3,150)	0	868,324	0	0	0	14,368	07/25/2049	1FM

E05.30

STATEMENT AS OF JUNE 30, 2020 OF THE VOYA RETIREMENT INSURANCE AND ANNUITY COMPANY

SCHEDULE D - PART 4

Show All Long-Term Bonds and Stock Sold, Redeemed or Otherwise Disposed of During the Current Quarter

1 CUSIP Ident- ification	2 Description	3 For- eign	4 Disposal Date	5 Name of Purchaser	6 Number of Shares of Stock	7 Consid- eration	8 Par Value	9 Actual Cost	10 Prior Year Book/ Adjusted Carrying Value	Change In Book/Adjusted Carrying Value					16 Book/ Adjusted Carrying Value at Disposal Date	17 Foreign Exchange Gain (Loss) on Disposal	18 Realized Gain (Loss) on Disposal	19 Total Gain (Loss) on Disposal	20 Bond Interest/ Stock Dividends Received During Year	21 Stated Con- tractual Maturity Date	22 NAIC Desig- nation and Admini- strative Symbol
										11 Unrealized Valuation Increase/ (Decrease)	12 Current Year's (Amor- tization)/ Accretion	13 Current Year's Other Than Temporary Impairment Recogn- ized	14 Total Change in Book/ Adjusted Carrying Value (11 + 12 - 13)	15 Total Foreign Exchange Change in Book /Adjusted Carrying Value							
.69374J-AA-9	PSTAT 18-3		06/01/2020	MBS PAYDOWN		600,560	600,560	599,153	600,027	.0	.533	.0	533	.0	600,560	.0	.0	.0	9,929	08/25/2048	1FM
.69374K-AA-6	PSMC 18-4		06/01/2020	MBS PAYDOWN		748,848	748,848	740,072	746,511	.0	2,336	.0	2,336	.0	748,848	.0	.0	.0	12,481	11/25/2048	1FM
.69374X-AA-8	PSMC 19-2		06/01/2020	MBS PAYDOWN		1,085,079	1,085,079	1,106,781	1,086,954	.0	(1,875)	.0	(1,875)	.0	1,085,079	.0	.0	.0	15,437	10/25/2049	1FM
.723133-AA-2	PINELAWN DEPOSITOR CORP 144A		06/30/2020	SINKING FUND REDEMPTION		432,409	432,410	430,570	430,206	.0	2,204	.0	2,204	.0	432,409	.0	.0	.0	3,305	06/30/2025	2
.72652G-BM-3	PLAINS ALL AMERICAN PIPELINE LP		05/27/2020	BARCLAYS CAPITAL INC		6,575,648	7,400,000	7,366,018	7,366,554	.0	721	.0	721	.0	7,367,275	.0	(791,627)	(791,627)	180,675	12/15/2029	3FE
.74160M-EV-0	PRIME 04-1		06/25/2020	MBS PAYDOWN		1,804	1,804	1,401	1,806	.0	(2)	.0	(2)	.0	1,804	.0	.0	.0	14	08/25/2034	1FM
.74160M-GP-1	PRIME 05-1		06/25/2020	MBS PAYDOWN		3,947	3,947	3,444	3,444	.0	503	.0	503	.0	3,947	.0	.0	.0	28	03/25/2035	1FM
.74166Y-AA-8	PROSE 19-1A		04/30/2020	MBS PAYDOWN		8,733	8,733	8,733	8,733	.0	.0	.0	.0	.0	8,733	.0	.0	.0	195	07/30/2049	2FE
.743874-AC-3	PFMT 20-1-1		06/01/2020	MBS PAYDOWN		273,169	273,169	277,054	.0	.0	(259)	.0	(259)	.0	273,169	.0	.0	.0	2,406	02/25/2050	1FE
.74733V-AA-8	QEP RESOURCES INC		04/24/2020	BARCLAYS CAPITAL INC		321,563	735,000	770,850	740,607	.0	(1,524)	.0	(1,524)	.0	739,082	.0	(417,520)	(417,520)	33,266	03/01/2021	4FE
.74733V-AB-6	QEP RESOURCES INC		05/05/2020	BANK OF AMERICA SECURITIES LLC		989,000	2,150,000	2,150,000	2,150,000	.0	.0	.0	.0	.0	2,150,000	.0	(1,161,000)	(1,161,000)	69,338	10/01/2022	4FE
.74733V-AD-2	QEP RESOURCES INC		05/05/2020	BANK OF AMERICA SECURITIES LLC		176,625	450,000	450,000	450,000	.0	.0	.0	.0	.0	450,000	.0	(273,375)	(273,375)	17,297	03/01/2026	4FE
.74922G-AK-0	RALI 06-QS14 A10		06/25/2020	MBS PAYDOWN		8,194	12,252	8,909	8,185	.0	9	.0	9	.0	8,194	.0	.0	.0	105	11/25/2036	1FM
.74922R-AH-3	RALI 06-QS18 2A1		06/25/2020	MBS PAYDOWN		23,089	23,089	16,003	11,061	.0	(6)	.0	(6)	.0	11,055	.0	.0	.0	170	12/25/2036	1FM
.74927U-AV-0	RBSGC 05-A 1A		06/01/2020	MBS PAYDOWN		3,078	9,769	9,719	2,055	.0	1,023	.0	1,023	.0	3,078	.0	.0	.0	180	04/25/2035	1FM
.749357-AA-7	RCKT 19-1		06/01/2020	MBS PAYDOWN		709,249	709,249	720,221	710,145	.0	(896)	.0	(896)	.0	709,249	.0	.0	.0	9,711	09/25/2049	1FM
.749389-AA-0	RCKT 20-1		06/01/2020	MBS PAYDOWN		247,051	247,051	249,792	.0	.0	(354)	.0	(354)	.0	247,051	.0	.0	.0	1,883	02/25/2050	1FE
.75116C-AA-4	RALI 07-QS6 A1		06/25/2020	MBS PAYDOWN		4,578	9,329	6,927	4,582	.0	(4)	.0	(4)	.0	4,578	.0	.0	.0	63	04/25/2037	1FM
.75281A-BA-6	RANGE RESOURCES CORP		04/09/2020	PRIOR YEAR INCOME		.0	.0	.0	.0	.0	.0	.0	.0	.0	.0	.0	.0	.0	(20,750)	03/15/2023	3FE
.75974E-AA-0	RENEWABLE POWER GENERATION LLC		03/31/2020	VARIOUS		.0	.0	.0	.0	.0	.0	.0	.0	.0	.0	.0	.0	.0	11,584	03/31/2035	2PL
.759950-FG-8	RAMC 05-1 AF6		06/01/2020	MBS PAYDOWN		22,977	22,977	22,977	22,971	.0	7	.0	7	.0	22,977	.0	.0	.0	483	05/25/2035	1FM
.759950-GB-8	RAMC 05-4 M1		06/01/2020	MBS PAYDOWN		.0	52,187	.0	.0	.0	.0	.0	.0	.0	.0	.0	.0	.0	714	02/25/2036	1FM
.76110H-2X-6	RALI 05-QS5 A1		06/25/2020	MBS PAYDOWN		13,225	14,670	12,618	13,189	.0	36	.0	36	.0	13,225	.0	.0	.0	101	04/25/2035	1FM
.761118-JH-2	RALI 05-QS14 2A1		06/01/2020	MBS PAYDOWN		6,325	8,952	6,706	6,351	.0	(26)	.0	(26)	.0	6,325	.0	.0	.0	211	09/25/2035	1FM
.761118-NP-9	RALI 05-Q04 2A2		06/25/2020	MBS PAYDOWN		2,403	2,335	276	1,750	.0	653	.0	653	.0	2,403	.0	.0	.0	17	12/25/2045	1FM
.761118-VY-1	RALI 06-Q02 A1		06/25/2020	MBS PAYDOWN		9,975	9,975	9,611	9,837	.0	138	.0	138	.0	9,975	.0	.0	.0	76	02/25/2046	1FM
.76112B-ES-5	RAAC 04-SP3 A11		06/25/2020	MBS PAYDOWN		30,611	30,611	30,611	30,611	.0	.0	.0	.0	.0	30,611	.0	.0	.0	258	09/25/2034	1FM
.775371-AU-1	ROHM AND HAAS COMPANY		05/12/2020	SECURITIES, INC.		134,188	100,000	130,858	123,067	.0	(714)	.0	(714)	.0	122,353	.0	11,836	11,836	6,520	07/15/2029	4FE
.781172-AB-7	RUBY PIPELINE LLC		04/01/2020	SINKING FUND REDEMPTION		742,053	742,053	766,321	750,706	.0	(8,653)	.0	(8,653)	.0	742,053	.0	.0	.0	24,117	04/01/2022	3FE
.78423X-AB-8	SH130 CONCESSION CO LLC		06/27/2020	SINKING FUND REDEMPTION		31,775	31,775	31,789	31,775	.0	.0	.0	.0	.0	31,775	.0	.0	.0	536	06/30/2022	2FE
.784338-AA-9	EDUCATION SOLUTIONS SERVICES		06/30/2020	SINKING FUND REDEMPTION		23,250	23,250	22,901	23,228	.0	22	.0	22	.0	23,250	.0	.0	.0	612	10/15/2024	3PL
.78445X-AA-4	SLMA 10-1		06/25/2020	MBS PAYDOWN		485	485	486	486	.0	(1)	.0	(1)	.0	485	.0	.0	.0	3	03/25/2025	4FE
.78471C-AB-5	SOFI 17-D		06/25/2020	MBS PAYDOWN		104,289	104,289	104,263	107,912	.0	(3,623)	.0	(3,623)	.0	104,289	.0	.0	.0	439	09/25/2040	1FE
.80589M-AB-8	SCANA CORP MTN		04/01/2020	MATURITY		3,000,000	3,000,000	2,989,678	2,999,702	.0	298	.0	298	.0	3,000,000	.0	.0	.0	93,750	04/01/2020	2FE
.81743A-AU-3	SEMT 19-5		06/01/2020	MBS PAYDOWN		187,750	187,750	190,097	187,898	.0	(148)	.0	(148)	.0	187,750	.0	.0	.0	2,632	12/25/2049	1FM
.81743P-AA-4	SEMT 03-1 1A		06/20/2020	MBS PAYDOWN		7,017	7,017	6,535	7,013	.0	4	.0	4	.0	7,017	.0	.0	.0	61	04/20/2033	1FM
.81743P-BH-8	SEMT 03-4 1A1		06/20/2020	MBS PAYDOWN		1,420	1,420	1,384	1,421	.0	(1)	.0	(1)	.0	1,420	.0	.0	.0	11	07/20/2033	1FM
.81744F-DV-6	SEMT 04-9 A1		06/20/2020	MBS PAYDOWN		2,429	2,429	2,430	2,434	.0	(5)	.0	(5)	.0	2,429	.0	.0	.0	21	10/20/2034	1FM
.81744F-EV-5	SEMT 04-10 A2		06/20/2020	MBS PAYDOWN		5,963	5,963	5,963	5,963	.0	.0	.0	.0	.0	5,963	.0	.0	.0	48	11/20/2034	1FM
.81745D-AE-1	SEMT 13-9		06/01/2020	MBS PAYDOWN		391,114	391,114	398,142	391,613	.0	(499)	.0	(499)	.0	391,114	.0	.0	.0	5,740	07/25/2043	1FM
.81745X-AU-1	SEMT 17-4		06/01/2020	MBS PAYDOWN		98,256	98,256	98,502	.0	.0	2	.0	2	.0	98,256	.0	.0	.0	397	07/25/2047	1FM
.81746D-AU-4	SEMT 17-5		06/01/2020	MBS PAYDOWN		104,968	104,968	100,966	.0	.0	120	.0	120	.0	104,968	.0	.0	.0	675	08/25/2047	1FM
.81746H-AA-9	SEMT 17-CH1		06/01/2020	MBS PAYDOWN		357,389	357,389	366,934	358,439	.0	(1,049)	.0	(1,049)	.0	357,389	.0	.0	.0	5,691	10/25/2047	1FM
.81746Y-AA-2	SEMT 19-2		06/01/2020	MBS PAYDOWN		1,662,866	1,662,866	1,694,564	1,667,098	.0	(4,232)	.0	(4,232)	.0	1,662,866	.0	.0	.0	27,532	06/25/2049	1FM
.81747A-AA-3	SEMT 19-1		06/01/2020	MBS PAYDOWN		1,482,249	1,482,249	1,485,260	1,483,347	.0	(1,098)	.0	(1,098)	.0	1,482,249	.0	.0	.0	24,430	02/25/2049	1FM
.81747C-AA-9	SEMT 19-CH2		06/01/2020	MBS PAYDOWN		628,794	628,794	647,024	631,364	.0	(2,570)	.0	(2,570)	.0	628,794	.0	.0	.0	11,511	08/25/2049	1FM
.81747D-BC-2	SEMT 18-CH1		06/01/2020	INTEREST ONLY PAYMENT		.0	.0	28,904	8,651	.0	.0	.0	(8,651)	.0	5,955	.0	.0	.0	5,955	03/25/2048	1FE
.81747J-AD-8	SEMT 18-6		06/01/2020	MBS PAYDOWN		395,911	395,911	396,144	396,572	.0	(661)	.0	(661)	.0	395,911	.0	.0	.0	6,559	07/25/2048	1FM
.81747M-AA-7	SEMT 19-CH1		06/01/2020	MBS PAYDOWN		408,292	408,292	415,791	409,748	.0	(1,456)	.0	(1,456)	.0	408,292	.0	.0	.0	8,010	03/25/2049	1FM
.81747M-CD-9	SEMT 19-CH1		06/01/2020	MBS PAYDOWN		24,707	24,707	26,349	24,765	.0	(58)	.0	(58)	.0	24,707	.0	.0	.0	519	03/25/2049	1FM
.81748B-AB-8	SEMT 19-3		06/01/2020	MBS PAYDOWN		1,168,782	1,168,782	1,189,419	1,170,173	.0	(1,391)	.0	(1,391)	.0	1,168,782	.0	.0	.0	16,751		

STATEMENT AS OF JUNE 30, 2020 OF THE VOYA RETIREMENT INSURANCE AND ANNUITY COMPANY

SCHEDULE D - PART 4

Show All Long-Term Bonds and Stock Sold, Redeemed or Otherwise Disposed of During the Current Quarter

1	2	3	4	5	6	7	8	9	10	Change In Book/Adjusted Carrying Value					16	17	18	19	20	21	22
										11	12	13	14	15							
CUSIP Identification	Description	Foreign	Disposal Date	Name of Purchaser	Number of Shares of Stock	Consideration	Par Value	Actual Cost	Prior Year Book/ Adjusted Carrying Value	Unrealized Valuation Increase/ (Decrease)	Current Year's (Amortization)/ Accretion	Current Year's Other Than Temporary Impairment Recognized	Total Change in Book/ Adjusted Carrying Value (11 + 12 - 13)	Total Foreign Exchange Change in Book /Adjusted Carrying Value	Book/ Adjusted Carrying Value at Disposal Date	Foreign Exchange Gain (Loss) on Disposal	Realized Gain (Loss) on Disposal	Total Gain (Loss) on Disposal	Bond Interest/ Stock Dividends Received During Year	Stated Contractual Maturity Date	NAIC Designation and Administrative Symbol
81748G-AA-9	SEMT_19-CH3		06/01/2020	MBS PAYDOWN		1,072,337	1,072,337	1,092,961	1,074,161	.0	(1,824)	.0	(1,824)	.0	1,072,337	.0	.0	.0	17,235	09/25/2049	1FM
81748G-BN-0	SEMT_19-CH3		06/01/2020	MBS PAYDOWN		162,770	162,770	163,788	.0	.0	(16)	.0	(16)	.0	162,770	.0	.0	.0	816	09/25/2049	1FM
81748G-CA-7	SEMT_19-CH3		06/01/2020	INTEREST ONLY PAYMENT		.0	.0	294,586	85,634	.0	(85,634)	.0	(85,634)	.0	.0	.0	.0	.0	82,263	09/25/2049	1FE
81748G-EJ-6	SEMT_19-CH3		06/01/2020	MBS PAYDOWN		15,568	15,568	16,738	15,606	.0	(38)	.0	(38)	.0	15,568	.0	.0	.0	294	09/25/2049	1FM
81748J-AA-3	SEMT_19-4		06/01/2020	MBS PAYDOWN		702,140	702,140	716,841	703,180	.0	(1,040)	.0	(1,040)	.0	702,140	.0	.0	.0	10,768	11/25/2049	1FM
81748K-AA-0	SEMT_20-2		06/01/2020	MBS PAYDOWN		476,339	476,339	488,098	.0	.0	(998)	.0	(998)	.0	476,339	.0	.0	.0	4,492	03/25/2050	1FE
82281F-BA-1	SCOT_17-2		06/01/2020	INTEREST ONLY PAYMENT		.0	.0	204,562	59,409	.0	(59,409)	.0	(59,409)	.0	.0	.0	.0	.0	35,636	10/25/2047	1FE
831350-AJ-2	SLIDE_18-FUN		06/15/2020	MBS PAYDOWN		53,691	53,691	53,691	53,691	.0	.0	.0	.0	.0	53,691	.0	.0	.0	642	06/15/2031	1FE
				SINKING FUND REDEMPTION																	
83416W-AA-1	SOLAR STAR FUNDING LLC		06/30/2020			178,017	178,017	182,048	178,125	.0	(108)	.0	(108)	.0	178,017	.0	.0	.0	4,784	06/30/2035	2FE
83546D-AF-5	SONIC_18-1A		06/20/2020	MBS PAYDOWN		3,500	3,500	3,500	3,500	.0	.0	.0	.0	.0	3,500	.0	.0	.0	59	02/20/2048	2FE
83546D-AG-3	SONIC_20-1		06/20/2020	MBS PAYDOWN		8,750	8,750	8,750	.0	.0	.0	.0	.0	.0	8,750	.0	.0	.0	110	01/20/2050	2FE
83611M-BV-9	SVHE_04-WMC1		06/25/2020	VARIOUS		37,992	37,992	36,852	37,988	.0	.4	.0	.4	.0	37,992	.0	.0	.0	321	01/25/2035	1FM
				SINKING FUND REDEMPTION																	
84055*-AC-2	SOUTH TEXAS ELECTRIC COOP INC		05/15/2020			165,000	165,000	165,000	165,000	.0	.0	.0	.0	.0	165,000	.0	.0	.0	2,723	11/15/2043	1
844741-BE-7	SOUTHWEST AIRLINES CO		05/19/2020	MORGAN STANLEY & CO. INC.		306,383	346,000	341,838	342,562	.0	148	.0	148	.0	342,710	.0	(36,327)	(36,327)	6,134	11/16/2027	2FE
				SINKING FUND REDEMPTION																	
85234#-AB-1	STADIUM FUNDING TRUST		04/01/2020			288,494	288,494	288,494	288,494	.0	.0	.0	.0	.0	288,494	.0	.0	.0	7,222	04/01/2039	2PL
853496-AB-3	STANDARD INDUSTRIES INC		06/18/2020	CORPORATE ACTION		133,815	132,000	132,000	132,000	.0	1,815	.0	1,815	.0	133,815	.0	.0	.0	6,111	02/15/2023	3FE
85571K-AA-3	STAR_19-1		06/01/2020	MBS PAYDOWN		240,924	240,924	238,816	.0	.0	128	.0	128	.0	240,924	.0	.0	.0	800	06/25/2049	1FM
				SINKING FUND REDEMPTION																	
858271-A*-0	STEELRIVER TRANSMISSION CO LLC		06/30/2020			57,221	57,221	57,221	57,221	.0	.0	.0	.0	.0	57,221	.0	.0	.0	740	06/30/2047	2PL
860838-AA-5	STIM STAR IV LLC		04/30/2020	VARIOUS		404,681	404,681	404,681	404,681	.0	.0	.0	.0	.0	404,681	.0	.0	.0	14,639	04/30/2023	2PL
86358H-RV-3	SAMI_03-AR1 A1		06/19/2020	MBS PAYDOWN		5,158	5,158	5,059	5,059	.0	.99	.0	.99	.0	5,158	.0	.0	.0	44	10/19/2033	1FM
86358R-ND-5	ARC_01-BO6W A		06/25/2020	MBS PAYDOWN		157	157	157	.0	.0	.0	.0	.0	157	.0	.0	.0	.0	1	10/25/2031	5GI
86359L-BL-2	SAMI_04-AR2 1A		06/19/2020	MBS PAYDOWN		10,873	10,873	10,873	10,873	.0	.0	.0	.0	.0	10,873	.0	.0	.0	85	05/19/2034	1FM
86360F-AA-7	SFS_06-A A 144A		06/15/2020	MBS PAYDOWN		75,669	75,669	75,669	75,669	.0	.0	.0	.0	.0	75,669	.0	.0	.0	1,734	01/15/2030	1FE
86360F-AB-5	SFS_06-A B 144A		06/15/2020	MBS PAYDOWN		11,961	11,961	11,961	11,961	.0	.0	.0	.0	.0	11,961	.0	.0	.0	329	01/15/2030	1FE
86745N-AA-6	SNVA_18-1A		04/30/2020	MBS PAYDOWN		2,345	2,345	2,344	.0	.0	(11)	.0	(11)	.0	2,345	.0	.0	.0	17	02/01/2055	1FE
86772D-AA-4	SUNRN_18-1		04/30/2020	MBS PAYDOWN		14,920	14,920	14,700	14,901	.0	.19	.0	.19	.0	14,920	.0	.0	.0	396	04/30/2049	1FE
86772F-AA-9	SUNRN_19-2		04/30/2020	MBS PAYDOWN		10,413	10,413	10,408	10,538	.0	(125)	.0	(125)	.0	10,413	.0	.0	.0	190	02/01/2055	1FE
86773P-AA-6	SUNRN_19-1A		06/30/2020	MBS PAYDOWN		38,106	38,106	38,104	38,088	.0	.18	.0	.18	.0	38,106	.0	.0	.0	758	06/30/2054	1FE
86800R-AG-6	STALT_06-1F 3S		06/25/2020	INTEREST ONLY PAYMENT		.0	.0	.341	.0	.0	.0	.0	.0	.0	.0	.0	.0	.0	248	04/25/2036	6FE
86934N-AA-7	SCML_18-SBC7		06/01/2020	MBS PAYDOWN		419,176	419,176	419,157	418,597	.0	579	.0	579	.0	419,176	.0	.0	.0	7,733	05/25/2039	1FE
				J.P. MORGAN SECURITIES, INC.																	
87264A-AV-7	T-MOBILE USA INC		05/20/2020			3,312,500	3,125,000	3,031,250	3,045,599	.0	3,149	.0	3,149	.0	3,048,748	.0	263,752	263,752	129,808	02/01/2028	3FE
87342R-AC-8	TBELL_16-1A		05/25/2020	MBS PAYDOWN		456	456	445	.0	.0	.2	.0	.2	.0	456	.0	.0	.0	6	05/25/2046	2FE
87342R-AE-4	BELL_18-1A		05/25/2020	MBS PAYDOWN		22,825	22,825	22,488	20,000	.0	.19	.0	.19	.0	22,825	.0	.0	.0	529	11/25/2048	2FE
88031R-AA-6	TENASKA ALABAMA I I PARTNERS LP 144A		06/30/2020	VARIOUS		197,892	197,892	197,486	197,217	.0	.675	.0	.675	.0	197,892	.0	.0	.0	4,530	03/30/2023	2FE
				SINKING FUND REDEMPTION																	
88104#-AA-4	TERRAFORM UTILITY SOLAR XIX HOLDIN		06/30/2020			302,001	302,001	302,001	302,001	.0	.0	.0	.0	.0	302,001	.0	.0	.0	6,776	08/31/2040	2PL
88159D-AA-3	TES_17-1A		04/20/2020	MBS PAYDOWN		29,264	29,264	29,260	29,196	.0	.68	.0	.68	.0	29,264	.0	.0	.0	634	10/20/2047	1FE
				SINKING FUND REDEMPTION																	
88307*-AA-3	TEXOMA WIND LLC		06/30/2020			991,942	991,942	991,942	991,942	.0	.0	.0	.0	.0	991,942	.0	.0	.0	20,434	06/30/2034	2PL
88632A-CC-0	TBLMT_18-3		06/01/2020	MBS PAYDOWN		12,003	12,003	11,440	.0	.0	.4	.0	.4	.0	12,003	.0	.0	.0	56	11/25/2048	1FM
				SINKING FUND REDEMPTION																	
89307#-AA-7	TRANS BAY CABLE LLC		06/30/2020			87,000	87,000	86,923	86,923	.0	.77	.0	.77	.0	87,000	.0	.0	.0	1,448	06/30/2047	1PL
				SINKING FUND REDEMPTION																	
89837#-AD-0	ESTATE OF BERNICE BISHOP PRVT		04/14/2020			437,500	437,500	461,519	437,500	.0	.0	.0	.0	.0	437,500	.0	.0	.0	10,784	04/14/2029	1
				SINKING FUND REDEMPTION																	
90214G-AA-5	2014 ESA PROJECT COMPANY INC		06/30/2020			322,955	322,955	320,147	322,473	.0	.482	.0	.482	.0	322,955	.0	.0	.0	4,756	03/30/2030	2PL
90278L-BD-0	UBSCM_18-C15		06/05/2020	CITIGROUP GLOBAL MARKETS INC		6,789,727	7,875,000	7,600,132	7,621,764	.0	8,942	.0	8,942	.0	7,630,706	.0	(840,980)	(840,980)	213,564	12/15/2051	1FE
				R.W. PRESSPRICH & CO., INC.																	
90345W-AD-6	US AIRWAYS 2012-2 CLASS A PASS THR		05/20/2020			700,716	859,774	709,969	.0	.0	.0	.0	.0	.0	709,969	.0	(9,253)	(9,253)	18,667	06/03/2025	1FE
90346W-AA-1	US AIRWAYS 2013-1 PASS THROUGH		05/20/2020	VARIOUS		3,450,614	4,230,554	3,451,711	3,402,754	.0	42,502	.0	42,502	.0	3,445,256	.0	5,358	5,358	86,625	11/15/2025	1FE

STATEMENT AS OF JUNE 30, 2020 OF THE VOYA RETIREMENT INSURANCE AND ANNUITY COMPANY

SCHEDULE D - PART 4

Show All Long-Term Bonds and Stock Sold, Redeemed or Otherwise Disposed of During the Current Quarter

1	2	3	4	5	6	7	8	9	10	Change In Book/Adjusted Carrying Value					16	17	18	19	20	21	22
										11	12	13	14	15							
CUSIP Identification	Description	Foreign	Disposal Date	Name of Purchaser	Number of Shares of Stock	Consideration	Par Value	Actual Cost	Prior Year Book/ Adjusted Carrying Value	Unrealized Valuation Increase/ (Decrease)	Current Year's (Amortization)/ Accretion	Current Year's Other Than Temporary Impairment Recognized	Total Change in Book/ Adjusted Carrying Value (11 + 12 - 13)	Total Foreign Exchange Change in Book /Adjusted Carrying Value	Book/ Adjusted Carrying Value at Disposal Date	Foreign Exchange Gain (Loss) on Disposal	Realized Gain (Loss) on Disposal	Total Gain (Loss) on Disposal	Bond Interest/ Stock Dividends Received During Year	Stated Contractual Maturity Date	NAIC Designation and Administrative Symbol
907825-AA-1	UNION PACIFIC RAILROAD CO		05/14/2020	SINKING FUND REDEMPTION		79,292	79,292	80,117	79,287	0	5	0	5	0	79,292	0	0	0	1,279	05/14/2026	1FE
90782J-AA-1	UNION PACIFIC RAILROAD CO 2015-1 P		05/12/2020	SINKING FUND REDEMPTION		307,123	307,123	283,747	306,753	0	370	0	370	0	307,123	0	0	0	4,138	05/12/2027	1FE
909287-AA-2	UNITED AIR LINES		04/23/2020	VARIOUS		1,511,843	1,750,325	1,752,811	1,706,175	0	6,308	0	6,308	0	1,712,483	0	(200,640)	(200,640)	95,180	07/02/2022	3FE
90931L-AA-6	UNITED AIRLINES INC 2016-1 AA PTT		05/15/2020	BARCLAYS CAPITAL INC		156,255	173,617	173,617	173,617	0	0	0	0	0	173,617	0	(17,362)	(17,362)	4,665	07/07/2028	1FE
90932L-AA-5	UNITED AIRLINES INC		05/15/2020	BARCLAYS CAPITAL INC		4,548,443	4,984,595	4,984,595	4,984,595	0	0	0	0	0	4,984,595	0	(436,152)	(436,152)	80,252	12/01/2027	1FE
911308-AA-2	UPS OF AMERICA INC		04/01/2020	MATURITY		5,000,000	5,000,000	6,660,300	5,036,024	0	(36,024)	0	(36,024)	0	5,000,000	0	0	0	209,375	04/01/2020	1FE
911365-BG-8	UNITED RENTALS (NORTH AMERICA) INC		05/20/2020	VARIOUS		5,705,850	5,660,000	5,549,725	5,568,039	0	3,885	0	3,885	0	5,571,925	0	133,926	133,926	231,340	01/15/2028	3FE
91834P-AG-0	VMC 19-FL3		06/15/2020	MBS PAYDOWN		20,842	20,842	20,842	20,842	0	0	0	0	0	20,842	0	0	0	336	09/15/2036	1FE
92343V-EU-4	VERIZON COMMUNICATIONS INC		04/06/2020	RBC CAPITAL MARKETS		11,621,411	10,372,000	10,372,000	10,372,000	0	0	0	0	0	10,372,000	0	1,249,411	1,249,411	144,632	12/03/2029	2FE
92535V-AA-0	VBTOV 16-2A		06/15/2020	MBS PAYDOWN		23,839	23,839	23,839	23,790	0	49	0	49	0	23,839	0	0	0	516	10/15/2046	2FE
92536M-AA-9	VERUS 18-INV1		06/01/2020	MBS PAYDOWN		433,743	433,743	428,050	0	0	714	0	714	0	433,743	0	0	0	2,383	03/25/2059	1FE
92537D-AB-6	VERUS 19-1		05/01/2020	MBS PAYDOWN		23,292	23,292	23,147	0	0	3	0	3	0	23,292	0	0	0	76	02/25/2059	1FM
92537F-AC-9	VERUS 19-INV1		06/01/2020	MBS PAYDOWN		63,244	63,244	62,295	0	0	24	0	24	0	63,244	0	0	0	193	12/25/2059	1FE
92553P-AT-9	VIAQOM INC		05/28/2020	CORPORATE ACTION		5,325,950	5,000,000	4,948,400	4,978,542	0	2,226	0	2,226	0	4,980,768	0	345,182	345,182	157,804	09/01/2023	2FE
929227-2G-0	WAMU 03-S5		06/01/2020	MBS PAYDOWN		20,503	20,503	21,657	20,581	0	0	0	(78)	0	20,503	0	0	0	450	06/25/2033	1FM
92922F-3R-7	WAMU 05-AR12 2A2		06/01/2020	MBS PAYDOWN		882	882	870	0	0	882	0	882	0	882	0	0	0	14	09/25/2035	1FM
92922F-4G-0	WAMU 05-AR14 2A2		06/01/2020	MBS PAYDOWN		1,295	1,295	684	0	0	1,295	0	1,295	0	1,295	0	0	0	20	12/25/2035	1FM
92922F-4V-7	WAMU 05-AR13		06/25/2020	MBS PAYDOWN		161,888	161,888	159,763	161,961	0	(73)	0	(73)	0	161,888	0	0	0	1,518	10/25/2045	1FM
92922F-7T-9	WAMU 05-AR17 A1B3		06/25/2020	MBS PAYDOWN		12,526	12,526	12,526	12,476	0	49	0	49	0	12,526	0	0	0	106	12/25/2045	1FM
92922F-S2-5	WAMU 05-AR8 21B3		06/25/2020	MBS PAYDOWN		5,328	5,328	5,328	5,328	0	0	0	0	0	5,328	0	0	0	45	07/25/2045	1FM
92922F-TB-4	WAMU 04-AR7		06/01/2020	MBS PAYDOWN		139,781	139,781	141,965	140,490	0	(709)	0	(709)	0	139,781	0	0	0	2,547	07/25/2034	1FM
92922F-WE-4	WAMU 04-AR9 A1		06/01/2020	MBS PAYDOWN		8,674	8,674	8,425	8,692	0	(18)	0	(18)	0	8,674	0	0	0	164	08/25/2034	1FM
92925C-DC-3	WAMU 06-AR3 A1C		06/01/2020	MBS PAYDOWN		7,717	23,989	14,213	8,017	0	(300)	0	(300)	0	7,717	0	0	0	285	02/25/2046	4FM
92939K-AH-1	WFRBS 14-C24		06/01/2020	INTEREST ONLY PAYMENT		0	0	14,256	724	0	(724)	0	(724)	0	0	0	0	0	1,041	11/15/2047	1FE
92966*-AG-4	WABASH VALLEY POWER ASSOCIATION IN PRVT		04/30/2020	SINKING FUND REDEMPTION		207,458	207,458	207,458	207,458	0	0	0	0	0	207,458	0	0	0	6,369	01/31/2028	1
92977Y-AE-1	WMLT 05-A 4A1		06/01/2020	MBS PAYDOWN		140,174	140,174	140,558	139,224	0	951	0	951	0	140,174	0	0	0	2,252	08/20/2035	1FM
93363B-AC-2	WAMU 06-AR19 1A1B		06/01/2020	MBS PAYDOWN		4,025	4,158	4,154	3,847	0	179	0	179	0	4,025	0	0	0	47	01/25/2047	1FM
93363B-AE-8	WAMU 06-AR19 2A1B		06/01/2020	MBS PAYDOWN		6,344	6,464	6,280	6,280	0	63	0	63	0	6,344	0	0	0	59	01/25/2047	1FM
93363B-AC-0	WAMU 06-AR13 2A1B		06/01/2020	MBS PAYDOWN		47,903	47,903	27,612	46,145	0	1,758	0	1,758	0	47,903	0	0	0	560	10/25/2046	1FM
93363X-AD-5	WMHE 07-HE4		06/25/2020	MBS PAYDOWN		124,794	124,794	85,859	124,180	0	614	0	614	0	124,794	0	0	0	1,084	07/25/2047	1FM
93364B-AA-8	WAMU 07-0A5 1A		06/01/2020	MBS PAYDOWN		22,487	22,487	22,487	22,325	0	162	0	162	0	22,487	0	0	0	240	06/25/2047	1FM
933936-2I-2	WMALT 05-1 CX		06/01/2020	INTEREST ONLY PAYMENT		0	0	15,640	1,144	0	(1,144)	0	(1,144)	0	0	0	0	0	2,441	03/25/2035	5G1
93393F-AA-0	WMALT 05-5 CB1		06/25/2020	MBS PAYDOWN		8,043	8,224	8,224	7,984	0	59	0	59	0	8,043	0	0	0	58	07/25/2035	1FM
93393F-BJ-5	WMALT 05-7 4CB		06/01/2020	MBS PAYDOWN		7,888	25,924	22,179	7,783	0	105	0	105	0	7,888	0	0	0	705	08/25/2035	1FM
93393F-PT-3	WAMU 06-AR4 2A1A		06/01/2020	MBS PAYDOWN		8,572	8,572	8,555	8,501	0	70	0	70	0	8,572	0	0	0	102	05/25/2046	1FM
93394N-AA-3	WMALT 06-5 1A1		06/25/2020	MBS PAYDOWN		15,172	18,668	10,771	15,043	0	129	0	129	0	15,172	0	0	0	149	07/25/2036	1FM
933955-BR-3	WMALT 07-0A3 4A2		06/01/2020	VARIOUS		42,999	88,077	87,967	42,601	0	398	0	398	0	42,999	0	0	0	829	04/25/2047	1FM
93395A-AF-9	WMALT 06-AR5 5A		06/01/2020	MBS PAYDOWN		3,947	3,740	2,797	3,806	105	35	0	140	0	3,947	0	0	0	44	06/25/2046	1FM
93395F-AC-5	WMALT 06-AR6		06/01/2020	MBS PAYDOWN		94,570	91,446	66,056	94,421	0	148	0	148	0	94,570	0	0	0	1,066	08/25/2046	1FM
93395Y-AA-8	WMALT 06-AR10		06/25/2020	MBS PAYDOWN		26,549	26,549	18,300	26,269	0	281	0	281	0	26,549	0	0	0	158	12/25/2036	1FM
94847A-AB-3	WEDGEWOOD VILLAGE PHARMACY LLC		06/27/2020	SINKING FUND REDEMPTION		11,500	11,500	11,371	11,481	0	19	0	19	0	11,500	0	0	0	376	07/17/2023	4PL
94982P-AA-7	WFMS 05-AR7 1A1		06/01/2020	MBS PAYDOWN		41,486	41,486	40,503	41,497	0	(12)	0	(12)	0	41,486	0	0	0	839	05/25/2035	1FM
94982P-AE-9	WFMS 05-AR7 2A1		06/01/2020	MBS PAYDOWN		321	321	321	321	0	(60)	0	(60)	0	321	0	0	0	6	05/25/2035	1FM
949831-AA-9	WFMS 19-3		06/01/2020	MBS PAYDOWN		721,303	721,303	731,447	722,227	0	(924)	0	(924)	0	721,303	0	0	0	10,424	07/25/2049	1FM
949831-AS-0	WFMS 19-3		06/01/2020	MBS PAYDOWN		404,499	404,499	406,252	444,748	0	(72)	0	(72)	0	404,499	0	0	0	3,190	07/25/2049	1FM
949831-AW-1	WFMS 19-3		06/01/2020	INTEREST ONLY PAYMENT		0	0	453,293	117,601	0	(117,601)	0	(117,601)	0	0	0	0	0	97,773	10/25/2049	1FE
949831-AX-9	WFMS 19-3		06/01/2020	INTEREST ONLY PAYMENT		0	0	178,013	42,849	0	(42,849)	0	(42,849)	0	0	0	0	0	37,527	10/25/2049	1FE
94983J-AC-6	WFMS 06-AR1 11A1		06/01/2020	MBS PAYDOWN		12,474	12,587	11,580	12,490	0	(16)	0	(16)	0	12,474	0	0	0	197	03/25/2036	1FM
94985J-CD-0	WFMS 07-7 APO		06/27/2020	VARIOUS		44,590	45,551	26,989	42,462	0	2,128	0	2,128	0	44,590	0	0	0	0	06/25/2037	1FM
95000Y-BD-6	WFCM 17-C40		06/05/2020	LLC		2,359,875	2,800,000	2,775,517	2,776,447	0	287	0	287	0	2,776,734	0	(416,859)	(416,859)	64,317	10/15/2050	1FM
95001T-AA-3	WFMS 19-1		06/01/2020	MBS PAYDOWN		993,191	993,191	992,835	992,415	0	355	0	355								

STATEMENT AS OF JUNE 30, 2020 OF THE VOYA RETIREMENT INSURANCE AND ANNUITY COMPANY

SCHEDULE D - PART 4

Show All Long-Term Bonds and Stock Sold, Redeemed or Otherwise Disposed of During the Current Quarter

1	2	3	4	5	6	7	8	9	10	Change In Book/Adjusted Carrying Value					16	17	18	19	20	21	22
										11	12	13	14	15							
CUSIP Identification	Description	Foreign	Disposal Date	Name of Purchaser	Number of Shares of Stock	Consideration	Par Value	Actual Cost	Prior Year Book/ Adjusted Carrying Value	Unrealized Valuation Increase/ (Decrease)	Current Year's (Amortization)/ Accretion	Current Year's Other Than Temporary Impairment Recognized	Total Change in Book/ Adjusted Carrying Value (11 + 12 - 13)	Total Foreign Exchange Change in Book /Adjusted Carrying Value	Book/ Adjusted Carrying Value at Disposal Date	Foreign Exchange Gain (Loss) on Disposal	Realized Gain (Loss) on Disposal	Total Gain (Loss) on Disposal	Bond Interest/ Stock Dividends Received During Year	Stated Contractual Maturity Date	NAIC Designation and Administrative Symbol
95002J-AA-4	WFMS 19-2		06/01/2020	MBS PAYDOWN		1,802,128	1,802,128	1,834,228	1,806,998	.0	(4,870)	.0	(4,870)	.0	1,802,128	.0	.0	.0	28,942	04/25/2049	1FM
95002K-AA-1	WFMS 20-1		06/01/2020	MBS PAYDOWN		634,048	634,048	641,577	.0	.0	(485)	.0	(485)	.0	634,048	.0	.0	.0	4,844	12/25/2049	1FE
95058X-AE-8	WEN 18-1A		06/15/2020	MBS PAYDOWN		19,500	19,500	19,500	19,500	.0	.0	.0	.0	.0	19,500	.0	.0	.0	379	03/15/2048	2FE
95058X-AG-3	WEN 19-1A		06/15/2020	MBS PAYDOWN		45,000	45,000	45,000	45,000	.0	.0	.0	.0	.0	45,000	.0	.0	.0	851	06/15/2049	2FE
96221T-AQ-0	WFRBS 14-LC14		05/08/2020	BARCLAYS CAPITAL INC		1,352,147	2,040,977	1,815,752	1,851,424	.0	12,208	.0	12,208	.0	1,863,633	.0	(511,485)	(511,485)	41,860	03/15/2047	1FM
97314@-AA-3	WIND ENERGY TRANSMISSION TEXAS LLC		06/30/2020	VARIOUS		60,452	60,452	60,673	60,453	.0	(1)	.0	(1)	.0	60,452	.0	.0	.0	871	12/18/2034	1
98310C-AC-6	WYNDHAM HOTELS & RESORTS INC		06/30/2020	VARIOUS SINKING FUND REDEMPTION		12,500	12,500	12,141	12,504	.0	(4)	.0	(4)	.0	12,500	.0	.0	.0	217	05/30/2025	3FE
98581*-AA-9	YELLOWSTONE ENERGY LTD		06/30/2020	VARIOUS		244,713	244,713	252,316	244,713	.0	.0	.0	.0	.0	244,713	.0	.0	.0	.0	12/31/2026	2
B1N17E-EQ-3	MINISTRY BRANDS LLC		03/31/2020	VARIOUS SINKING FUND REDEMPTION		1,592	1,592	1,585	1,592	.0	.0	.0	.0	.0	1,592	.0	.0	.0	23	12/02/2022	5G1
C7236#-AA-2	PET SUPERMARKET INC - TL		04/01/2020	SINKING FUND REDEMPTION		35,839	35,839	35,636	35,789	.0	50	.0	50	.0	35,839	.0	.0	.0	1,367	07/05/2022	4FE
008474-A@-7	AGNICO-EAGLE MINES LIMITED PRVT	A	04/07/2020	MATURITY		14,000,000	14,000,000	14,000,000	14,000,000	.0	.0	.0	.0	.0	14,000,000	.0	.0	.0	466,900	04/07/2020	2
009088-AA-3	AIR CANADA 2015-2AA PTT	A	06/15/2020	SINKING FUND REDEMPTION		120,553	120,553	120,553	120,553	.0	.0	.0	.0	.0	120,553	.0	.0	.0	2,260	12/15/2027	1FE
15135U-AF-6	CENOVUS ENERGY INC	A	05/07/2020	WACHOVIA CAPITAL MARKETS LLC SINKING FUND REDEMPTION		2,981,250	3,750,000	3,977,345	3,972,670	.0	(2,086)	.0	(2,086)	.0	3,970,584	.0	(989,334)	(989,334)	123,750	11/15/2039	3FE
292766-A#-9	ENERPLUS CORP	A	05/15/2020	SINKING FUND REDEMPTION		900,000	900,000	900,000	900,000	.0	.0	.0	.0	.0	900,000	.0	.0	.0	19,800	05/15/2024	2
740212-AE-5	PRECISION DRILLING CORPORATION	A	05/05/2020	RBC CAPITAL MARKETS SINKING FUND REDEMPTION		613,921	722,260	722,260	722,260	.0	.0	.0	.0	.0	722,260	.0	(108,339)	(108,339)	19,273	12/15/2021	4FE
00445#-AK-2	ARC RESOURCES LTD PRVT	A	05/27/2020	SINKING FUND REDEMPTION		3,400,000	3,400,000	3,400,000	3,400,000	.0	.0	.0	.0	.0	3,400,000	.0	.0	.0	91,120	05/27/2022	2
C4111#-AG-6	GRAYMONT LTD	A	06/21/2020	SINKING FUND REDEMPTION		450,000	450,000	450,000	450,000	.0	.0	.0	.0	.0	450,000	.0	.0	.0	10,575	06/21/2027	2PL
00289L-AA-3	ABENGOA TRANSMISSION SUR SA	D	04/30/2020	VARIOUS SINKING FUND REDEMPTION		70,970	70,970	70,966	70,970	.0	.0	.0	.0	.0	70,970	.0	.0	.0	2,440	04/30/2043	2FE
00787C-AC-6	AEROPUERTO INTERNACIONAL DE TOCUME	D	05/18/2020	MATURITY		6,631	6,631	6,445	6,628	.0	3	.0	3	.0	6,631	.0	.0	.0	199	11/18/2048	2FE
03512T-AA-9	ANGLOGOLD HOLDINGS PLC	D	04/15/2020	MATURITY		930,000	930,000	931,867	930,079	.0	(79)	.0	(79)	.0	930,000	.0	.0	.0	24,994	04/15/2020	3FE
03938L-AZ-7	ARCELOMITTAL SA	D	05/12/2020	JANE STREET		3,092,460	3,000,000	3,146,190	3,126,237	.0	(7,529)	.0	(7,529)	.0	3,118,708	.0	(26,248)	(26,248)	83,198	06/01/2025	3FE
046353-AG-3	ASTRAZENECA PLC	D	04/02/2020	BANK OF AMERICA SECURITIES LLC SINKING FUND REDEMPTION		5,752,950	5,000,000	4,968,850	4,973,568	.0	18	.0	18	.0	4,973,587	.0	779,363	779,363	10,000	09/18/2042	2FE
05330K-AA-3	AUTOPISTAS METROPOLITANAS DE PUERT	D	06/30/2020	SINKING FUND REDEMPTION		76,050	76,050	75,827	75,827	.0	223	.0	223	.0	76,050	.0	.0	.0	2,476	06/30/2035	2FE
05549V-AA-6	BDS 18-FL2	D	06/17/2020	MBS PAYDOWN		304,606	304,606	290,518	.0	.0	1,812	.0	1,812	.0	304,606	.0	.0	.0	734	08/15/2035	1FE
06675F-AQ-0	BANQUE FEDERATIVE DU CREDIT MUTUEL	D	06/17/2020	MBS PAYDOWN		1,514,043	1,500,000	1,500,000	1,500,000	.0	.0	.0	.0	.0	1,500,000	.0	14,043	14,043	26,883	07/20/2023	1FE
09626U-AU-2	BLUEM 13-1A	D	04/20/2020	MBS PAYDOWN		47,906	47,906	47,906	47,906	.0	.0	.0	.0	.0	47,906	.0	.0	.0	756	01/20/2029	1FE
09626Y-AN-0	BLUEM 13-2A	D	04/22/2020	MBS PAYDOWN SINKING FUND REDEMPTION		1,983	1,983	1,983	1,983	.0	.0	.0	.0	.0	1,983	.0	.0	.0	31	10/22/2030	1FE
26876H-AA-6	ENA SUR TRUST	D	05/25/2020	SINKING FUND REDEMPTION		358,377	358,377	358,377	358,377	.0	.0	.0	.0	.0	358,377	.0	.0	.0	1,758	05/25/2025	4FE
45605P-AM-0	BIND 16-1A	D	04/15/2020	MBS PAYDOWN		619,707	619,707	619,565	619,565	.0	142	.0	142	.0	619,707	.0	.0	.0	16,212	04/15/2026	2FE
460599-AB-9	INTERNATIONAL GAME TECHNOLOGY	C	06/23/2020	CORPORATE ACTION		399,000	399,000	381,300	380,373	.0	(106)	.0	(106)	.0	380,267	.0	18,733	18,733	20,319	02/15/2022	3FE
51461T-AA-9	LANCER FINANCE CO SPV LTD	D	06/24/2020	CORPORATE ACTION		41,414	2,243,884	145,000	145,000	.0	.0	.0	.0	.0	145,000	.0	(103,586)	(103,586)	.0	12/31/2049	6*
58517#-AA-8	MEGGITT HOLDINGS (USA) INC	D	06/15/2020	MATURITY		13,500,000	13,500,000	13,500,000	13,500,000	.0	.0	.0	.0	.0	13,500,000	.0	.0	.0	338,850	06/15/2020	2
59982W-AA-5	MCSLT 19-1A	D	06/20/2020	MBS PAYDOWN		47,492	47,492	47,474	47,380	.0	112	.0	112	.0	47,492	.0	.0	.0	853	03/20/2043	1FE
62924*-AA-1	NATIONAL GAS CO OF TRINIDAD & TOBA PRVT	D	06/01/2020	CORPORATE ACTION		2,406,002	2,406,002	2,484,029	2,536,427	.0	(78,027)	.0	(78,027)	.0	2,458,400	.0	(52,398)	(52,398)	34,000	06/01/2021	2
62983P-AB-1	NAKILAT INC 144A	D	06/29/2020	MBS PAYDOWN		10,794	10,794	10,746	10,794	.0	2	.0	2	.0	10,794	.0	.0	.0	684	12/31/2033	1FE
67091R-AK-5	OP 15-8A	D	04/17/2020	MBS PAYDOWN		853,065	853,065	796,251	.0	.0	2,420	.0	2,420	.0	853,065	.0	.0	.0	5,792	04/17/2027	1FE
706451-BG-5	PENEX PROJECT FUNDING MASTER TRUST	D	05/13/2020	SANTANDER INVESTMENT		4,978,439	6,649,000	7,371,168	7,217,053	.0	(8,792)	.0	(8,792)	.0	7,208,261	.0	(2,229,822)	(2,229,822)	183,540	06/15/2035	3FE
77578J-AB-4	ROLLS-ROYCE PLC	D	06/08/2020	SEAPORT GROUP		12,929,250	13,700,000	13,850,730	13,792,315	.0	(6,684)	.0	(6,684)	.0	13,785,631	.0	(856,381)	(856,381)	323,350	10/14/2025	2FE
B1180W-AR-2	SEAGATE HDD CAYMAN	D	06/18/2020	CORPORATE ACTION STANDARD CHARTERED BANK		408,164	372,000	370,951	371,311	.0	(360)	.0	(360)	.0	370,951	.0	37,213	37,213	9,492	06/01/2027	2FE
B7936U-AA-7	TELEFONICA CHILE SA	D	05/04/2020	SINKING FUND REDEMPTION		1,015,000	1,000,000	1,007,500	1,002,374	.0	(283)	.0	(283)	.0	1,002,911	.0	12,909	12,909	21,958	10/12/2022	2FE
B8432A-AW-0	WINDR 13-2A	D	04/18/2020	MBS PAYDOWN SINKING FUND REDEMPTION		18,396	18,396	18,396	18,396	.0	.0	.0	.0	.0	18,396	.0	.0	.0	297	10/18/2030	1FE
B1N1AG-CD-5	ECUADOR MERCHANT VOUCHER RECEIV LT	D	05/15/2020	SINKING FUND REDEMPTION		235,294	235,294	235,230	235,230	.0	.0	.0	.0	.0	235,294	.0	.0	.0	8,095	05/15/2024	4FE
B1N1B4-T4-3	ERCON PERU SAC	D	06/30/2020	SINKING FUND REDEMPTION		26,393	26,393	26,393	26,393	.0	.0	.0	.0	.0	26,393	.0	.0	.0	.0	06/30/2034	2FE

E05.34

STATEMENT AS OF JUNE 30, 2020 OF THE VOYA RETIREMENT INSURANCE AND ANNUITY COMPANY

SCHEDULE D - PART 4

Show All Long-Term Bonds and Stock Sold, Redeemed or Otherwise Disposed of During the Current Quarter

1	2	3	4	5	6	7	8	9	10	Change In Book/Adjusted Carrying Value					16	17	18	19	20	21	22	
										11	12	13	14	15								
CUSIP Identification	Description	Foreign	Disposal Date	Name of Purchaser	Number of Shares of Stock	Consideration	Par Value	Actual Cost	Prior Year Book/Adjusted Carrying Value	Unrealized Valuation Increase/(Decrease)	Current Year's (Amortization)/Accretion	Current Year's Other Than Temporary Impairment Recognized	Total Change in Book/Adjusted Carrying Value (11 + 12 - 13)	Total Foreign Exchange Change in Book/Adjusted Carrying Value	Book/Adjusted Carrying Value at Disposal Date	Foreign Exchange Gain (Loss) on Disposal	Realized Gain (Loss) on Disposal	Total Gain (Loss) on Disposal	Bond Interest/Stock Dividends Received During Year	Stated Contractual Maturity Date	NAIC Designation and Administrative Symbol	
EF0492-75-3	RAS LAFFAN LIQUEFIED NATURAL GAS C	D	04/24/2020	PRIOR YEAR INCOME		.0	.0	.0	.0	.0	.0	.0	.0	.0	.0	.0	.0	.0	(5)	09/30/2020	1FE	
E13062-94-6	GRUPO BIMBO SAB DE CV	D	06/30/2020	MATURITY		205,000	205,000	218,359	206,171	.0	(1,171)	.0	(1,171)	.0	205,000	.0	.0	.0	4,997	06/30/2020	2FE	
G18468-AG-2	CAPITA GROUP PLC PRVT	D	06/30/2020	MATURITY		8,171,579	8,171,579	8,171,579	8,171,579	.0	.0	.0	.0	.0	8,171,579	.0	.0	.0	196,118	06/30/2020	3	
G4162#-AE-5	GREENSANDS FINANCING PLC	D	06/08/2020	PRIOR YEAR INCOME		.0	.0	.0	.0	.0	.0	.0	.0	.0	.0	.0	.0	.0	5,180	11/29/2025	2PL	
G4588#-BC-4	INTERMEDIATE CAPITAL GROUP PLC	D	05/11/2020	MATURITY		19,500,000	19,500,000	19,500,000	19,500,000	.0	.0	.0	.0	.0	19,500,000	.0	.0	.0	440,700	05/11/2020	2	
G6390#-AA-4	NAMPAK LTD	D	05/28/2020	MATURITY		15,200,000	15,200,000	15,200,000	15,200,000	.0	.0	.0	.0	.0	15,200,000	.0	.0	.0	350,360	05/28/2020	3	
G9605#-AJ-8	WHITBREAD GROUP PLC	B	05/22/2020	PRIOR YEAR INCOME		.0	.0	.0	.0	.0	.0	.0	.0	.0	.0	.0	.0	.0	616	08/16/2027	2	
K3752#-AE-8	COPENHAGEN ARPTS A/S SR NT SER B	D	06/29/2020	MATURITY		16,000,000	16,000,000	16,000,000	16,000,000	.0	.0	.0	.0	.0	16,000,000	.0	.0	.0	480,000	06/29/2020	2	
K7017#-AA-8	MERIDIAN SPIRIT APS	D	06/30/2020	VARIOUS		197,743	197,743	197,743	197,743	.0	.0	.0	.0	.0	197,743	.0	.0	.0	7,765	08/01/2030	2FE	
L8038#-AA-4	SBM BALEAI AZUL	D	06/15/2020	SINKING FUND REDEMPTION		209,550	209,550	209,550	209,550	.0	.0	.0	.0	.0	209,550	.0	.0	.0	5,536	09/15/2027	3	
M2512#-AB-9	COCA COLA ICECEK	D	05/30/2020	VARIOUS		8,500,000	8,500,000	8,500,000	8,500,000	.0	.0	.0	.0	.0	8,500,000	.0	.0	.0	163,625	05/30/2020	4	
P3753#-AA-0	ERGON PERU SAC	D	06/30/2020	SINKING FUND REDEMPTION		158,253	158,253	158,253	158,253	.0	.0	.0	.0	.0	158,253	.0	.0	.0	(115)	06/30/2034	2PL	
P4001#-AA-8	EOLICA MESA LA PAZ S DE RL DE CV	D	06/20/2020	SINKING FUND REDEMPTION		257,794	257,794	257,794	257,794	.0	.0	.0	.0	.0	257,794	.0	.0	.0	7,476	12/20/2044	2PL	
P7003#-AA-3	LA BUFA WIND SAPI DE CV	D	06/30/2020	SINKING FUND REDEMPTION		10,963	10,963	10,963	10,963	.0	.0	.0	.0	.0	10,963	.0	.0	.0	316	09/30/2037	2PL	
T8677#-AA-2	SOGEFI SPA	D	06/01/2020	SINKING FUND REDEMPTION		4,200,000	4,200,000	4,180,057	3,100,000	.0	.0	.0	.0	.0	4,200,000	.0	.0	.0	106,286	06/01/2023	3	
Y8564#-AB-0	TEEKAY SHUTTLE TANKER FINANCE LLC	D	06/30/2020	SINKING FUND REDEMPTION		886,354	886,354	886,354	886,354	.0	.0	.0	.0	.0	886,354	.0	.0	.0	20,191	12/31/2023	2FE	
3899999	Subtotal - Bonds - Industrial and Miscellaneous (Unaffiliated)					686,111,576	712,083,421	711,472,054	647,355,139	1,526	(1,086,743)	6,864,071	(7,949,288)	0	692,828,249	0	(6,716,676)	(6,716,676)	20,643,334	XXX	XXX	
92915P-AF-2	INGIM 14-1A	D	04/18/2020	MBS PAYDOWN		14,125	14,125	14,125	14,125	.0	.0	.0	.0	.0	14,125	.0	.0	.0	185	04/18/2031	1FE	
92915P-AH-8	INGIM 14-1A	D	04/18/2020	MBS PAYDOWN		18,144	18,144	18,144	18,144	.0	.0	.0	.0	.0	18,144	.0	.0	.0	271	04/18/2031	1FE	
92915U-AA-2	VOYA QLO LTD VOYA 17-2A	D	04/15/2020	MBS PAYDOWN		15,300	15,300	15,356	15,318	.0	(18)	.0	(18)	.0	15,300	.0	.0	.0	219	06/07/2030	1FE	
92916M-AE-1	VOYA 17-1A	D	04/17/2020	VARIOUS		220,912	220,912	221,152	221,049	.0	(104)	.0	(104)	.0	220,945	.0	(33)	(33)	3,222	04/17/2030	1FE	
5599999	Subtotal - Bonds - Parent, Subsidiaries and Affiliates					268,481	268,481	268,777	268,636	0	(122)	0	(122)	0	268,514	0	(33)	(33)	3,897	XXX	XXX	
8399997	Total - Bonds - Part 4					1,031,203,862	923,823,329	1,059,815,357	914,845,236	1,526	(11,496,787)	7,483,188	(18,978,449)	0	965,916,198	0	65,287,664	65,287,664	45,887,686	XXX	XXX	
8399998	Total - Bonds - Part 5					XXX	XXX	XXX	XXX	XXX	XXX	XXX	XXX	XXX	XXX	XXX	XXX	XXX	XXX	XXX	XXX	XXX
8399999	Total - Bonds					1,031,203,862	923,823,329	1,059,815,357	914,845,236	1,526	(11,496,787)	7,483,188	(18,978,449)	0	965,916,198	0	65,287,664	65,287,664	45,887,686	XXX	XXX	
18469P-2#-6	CLEARBRIDGE ENERGY MLP OPPOR FUND		04/06/2020	VARIOUS		6,000	100,000.00	6,000	6,000	.0	.0	.0	.0	.0	6,000	.0	.0	.0	8,200	2FE		
18469P-3#-5	CLEARBRIDGE ENERGY MLP OPPOR FUND		06/29/2020	PRIOR YEAR INCOME		0.000	100,000.00	0.000	0.000	.0	.0	.0	.0	.0	0.000	.0	.0	.0	1,948	2FE		
18469Q-2#-4	CLEARBRIDGE ENERGY MLP TOT RET FND		04/06/2020	VARIOUS		4,000	400,000	4,000	400,000	.0	.0	.0	.0	.0	400,000	.0	.0	.0	5,467	2FE		
18469Q-4#-2	CLEARBRIDGE ENERGY MLP TOT RET FND		06/15/2020	PRIOR YEAR INCOME		0.000	100,000.00	0.000	0.000	.0	.0	.0	.0	.0	0.000	.0	.0	.0	1,207	2FE		
29364#-10-7	ENTERGY UTILITY HOLDING CO		05/29/2020	PRIOR YEAR INCOME		0.000	1,000.00	0.000	0.000	.0	.0	.0	.0	.0	0.000	.0	.0	.0	190,000	2FE		
486606-3#-5	KAYNE ANDERSON MIDSTREAM/ENERGY FU		04/24/2020	CALLED BONDS at 25.250		163,773.000	4,135,268	25.00	4,094,325	.0	.0	.0	.0	4,135,268	.0	.0	.0	22,949	2FE			
486606-5#-9	KAYNE ANDERSON KYN FUND		04/24/2020	VARIOUS		76,954.000	1,943,089	25.00	1,943,088	.0	.0	.0	.0	1,943,088	.0	.1	.1	28,033	2FE			
486606-6#-8	KAYNE ANDERSON KYN		04/24/2020	CALLED BONDS at 25.250		43,410.000	1,096,103	25.00	1,095,250	.0	.0	.0	.0	1,096,103	.0	.0	.0	14,702	2FE			
486606-7#-7	KAYNE ANDERSON KYN FUND		05/29/2020	VARIOUS		448,257.420	10,985,832	25.00	11,206,436	.0	108,771	.0	108,771	10,985,845	.0	.0	.0	154,839	2FE			
48661E-4#-6	KAYNE ANDERSON KMF FUND		04/24/2020	VARIOUS		89,849.000	2,268,687	25.00	2,246,225	.0	22,462	.0	22,462	2,268,687	.0	.0	.0	34,079	2FE			
48661E-5#-5	KAYNE ANDERSON MIDSTREAM/ENERGY FU		05/29/2020	VARIOUS		185,391.840	4,537,349	25.00	4,634,796	.0	.0	.0	.0	4,537,359	.0	(10)	(10)	59,227	2FE			
89147L-2#-6	TORTOISE ENERGY INFRASTRUCTURE MPFS		04/09/2020	CORPORATE ACTION		410,164.000	4,142,656	10.00	4,101,640	.0	.0	.0	.0	4,101,640	.0	41,016	41,016	46,182	2FE			
89147L-3#-5	TORTOISE ENERGY INFRASTRUCTURE MPFS		04/09/2020	CORPORATE ACTION		345,824.000	3,492,336	10.00	3,458,240	.0	.0	.0	.0	3,458,240	.0	33,966	33,966	41,719	2FE			
8499999	Subtotal - Preferred Stocks - Industrial and Miscellaneous (Unaffiliated) Perpetual Preferred					33,601,320	XXX	33,750,762	29,259,731	0	131,233	0	131,233	0	33,526,231	0	74,973	74,973	607,952	XXX	XXX	
8999997	Total - Preferred Stocks - Part 4					33,601,320	XXX	33,750,762	29,259,731	0	131,233	0	131,233	0	33,526,231	0	74,973	74,973	607,952	XXX	XXX	
8999998	Total - Preferred Stocks - Part 5					XXX	XXX	XXX	XXX	XXX	XXX	XXX	XXX	XXX	XXX	XXX	XXX	XXX	XXX	XXX	XXX	XXX
8999999	Total - Preferred Stocks					33,601,320	XXX	33,750,762	29,259,731	0	131,233	0	131,233	0	33,526,231	0	74,973	74,973	607,952	XXX	XXX	
B1NDVZ-B7-3	COSO GEOTHERMAL POWER HOLDINGS		05/29/2020	VARIOUS		1,271,739	1,324,025	1,413,649	1,413,649	(141,952)	0	0	(141,952)	0	1,271,698	0	41	41	0	XXX	XXX	
9199999	Subtotal - Common Stocks - Industrial and Miscellaneous (Unaffiliated) Other					1,271,739	XXX	1,324,025	1,413,649	(141,952)	0	0	(141,952)	0	1,271,698	0	41	41	0	XXX	XXX	
9799997	Total - Common Stocks - Part 4					1,271,739	XXX	1,324,025	1,413,649	(141,952)	0	0	(141,952)	0	1,271,698	0	41	41	0	XXX	XXX	
9799998	Total - Common Stocks - Part 5					XXX	XXX	XXX	XXX	XXX	XXX	XXX	XXX	XXX	XXX	XXX	XXX	XXX	XXX	XXX	XXX	XXX

E05.35

STATEMENT AS OF JUNE 30, 2020 OF THE VOYA RETIREMENT INSURANCE AND ANNUITY COMPANY

SCHEDULE D - PART 4

Show All Long-Term Bonds and Stock Sold, Redeemed or Otherwise Disposed of During the Current Quarter

1 CUSIP Ident- ification	2 Description	3 For- eign	4 Disposal Date	5 Name of Purchaser	6 Number of Shares of Stock	7 Consid- eration	8 Par Value	9 Actual Cost	10 Prior Year Book/ Adjusted Carrying Value	Change In Book/Adjusted Carrying Value					16 Book/ Adjusted Carrying Value at Disposal Date	17 Foreign Exchange Gain (Loss) on Disposal	18 Realized Gain (Loss) on Disposal	19 Total Gain (Loss) on Disposal	20 Bond Interest/ Stock Dividends Received During Year	21 Stated Con- tractual Maturity Date	22 NAIC Desig- nation and Admini- strative Symbol
										11 Unrealized Valuation Increase/ (Decrease)	12 Current Year's (Amor- tization)/ Accretion	13 Other Than Temporary Impairment Recog- nized	14 Total Change in Book/ Adjusted Carrying Value (11 + 12 - 13)	15 Total Foreign Exchange Change in Book /Adjusted Carrying Value							
9799999	Total - Common Stocks					1,271,739	XXX	1,324,025	1,413,649	(141,952)	0	0	(141,952)	0	1,271,698	0	41	41	0	XXX	XXX
9899999	Total - Preferred and Common Stocks					34,873,059	XXX	35,074,787	30,673,379	(141,952)	131,233	0	(10,719)	0	34,797,928	0	75,014	75,014	607,952	XXX	XXX
9999999	Totals					1,066,076,921	XXX	1,094,890,144	945,518,616	(140,426)	(11,365,554)	7,483,188	(18,989,168)	0	1,000,714,126	0	65,362,677	65,362,677	46,495,638	XXX	XXX

STATEMENT AS OF JUNE 30, 2020 OF THE VOYA RETIREMENT INSURANCE AND ANNUITY COMPANY

SCHEDULE DB - PART A - SECTION 1

Showing all Options, Caps, Floors, Collars, Swaps and Forwards Open as of Current Statement Date

1	2	3	4	5	6	7	8	9	10	11	12	13	14	15	16	17	18	19	20	21	22	23												
Description	Description of Item(s) Hedged, Used for Income Generation or Replicated	Schedule/ Exhibit Identifier	Type(s) of Risk(s) (a)	Exchange, Counterparty or Central Clearinghouse	Trade Date	Date of Maturity or Expiration	Number of Contracts	Notional Amount	Strike Price, Rate or Index Received (Paid)	Cumulative Prior Year(s) Initial Cost of Un-discounted Premium (Received) Paid	Current Year Initial Cost of Un-discounted Premium (Received) Paid	Current Year Income	Book/ Adjusted Carrying Value	Code	Fair Value	Unrealized Valuation Increase/ (Decrease)	Total Foreign Exchange Change in B./A.C.V.	Current Year's (Amortization)/ Accretion	Adjustment to Carrying Value of Hedged Item	Potential Exposure	Credit Quality of Reference Entity	Hedge Effectiveness at Inception and at Quarter-end (b)												
007999999. Subtotal - Purchased Options - Hedging Effective Excluding Variable Annuity Guarantees Under SSAP No.108										0	0	0	0	XXX	0	0	0	0	0	0	XXX	XXX												
014999999. Subtotal - Purchased Options - Hedging Effective Variable Annuity Guarantees Under SSAP No.108										0	0	0	0	XXX	0	0	0	0	0	0	0	0	0	XXX	XXX									
OTC OPTION CALL	Equity Index Annuity Liabilities	Exhibit 5	Equity/Index	Wells Fargo Bank, N. A.	08/06/2019	07/15/2020	1,227	3,675,379	JUL20 SPX 2995.18	147,262	0	0	162,340	XXX	162,340	(133,488)	0	(77,918)	0	0	0	0001	0001											
OTC OPTION CALL	Equity Index Annuity Liabilities	Exhibit 5	Equity/Index	BNP Paribas	09/04/2019	08/17/2020	1,791	5,191,758	AUG20 SPX 2900.01	382,396	0	0	451,372	XXX	451,372	(53,403)	0	(199,989)	0	0	0	0001	0001											
OTC OPTION CALL	Equity Index Annuity Liabilities	Exhibit 5	Equity/Index	BNP Paribas	10/02/2019	09/14/2020	1,839	5,474,305	SEP20 SPX 2976.31	281,845	0	0	404,110	XXX	404,110	(73,034)	0	(147,402)	0	0	0	0001	0001											
OTC OPTION CALL	Equity Index Annuity Liabilities	Exhibit 5	Equity/Index	BNP Paribas	11/01/2019	10/14/2020	1,037	3,080,395	OCT20 SPX 2971.83	255,641	0	0	257,591	XXX	257,591	26,031	0	(133,697)	0	0	0	0001	0001											
OTC OPTION CALL	Equity Index Annuity Liabilities	Exhibit 5	Equity/Index	BNP Paribas	12/09/2019	11/13/2020	1,157	3,583,200	NOV20 SPX 3097.38	266,758	0	0	215,944	XXX	215,944	48,631	0	(142,794)	0	0	0	0001	0001											
OTC OPTION CALL	Equity Index Annuity Liabilities	Exhibit 5	Equity/Index	HSBC Bank USA, National Association	01/02/2020	12/14/2020	235	736,955	DEC20 SPX 3142.73	0	60,354	0	42,408	XXX	42,408	13,361	0	(31,308)	0	0	0	0001	0001											
OTC OPTION CALL	Equity Index Annuity Liabilities	Exhibit 5	Equity/Index	BNP Paribas	02/04/2020	01/15/2021	338	1,107,394	JAN21 SPX 3281.12	0	69,239	0	41,879	XXX	41,879	2,056	0	(29,417)	0	0	0	0001	0001											
OTC OPTION CALL	Equity Index Annuity Liabilities	Exhibit 5	Equity/Index	Societe Generale	02/03/2020	02/12/2021	482	1,562,024	FEB21 SPX 3248.47	0	53,555	0	72,867	XXX	72,867	37,731	0	(18,419)	0	0	0	0001	0001											
OTC OPTION CALL	Equity Index Annuity Liabilities	Exhibit 5	Equity/Index	BNP Paribas	04/01/2020	03/15/2021	983	2,674,776	MAR21 SPX 2737.92	0	175,072	0	487,644	XXX	487,644	357,849	0	(45,277)	0	0	0	0001	0001											
OTC OPTION CALL	Equity Index Annuity Liabilities	Exhibit 5	Equity/Index	Goldman Sachs International	05/01/2020	04/14/2021	384	1,060,144	APR21 SPX 2765.84	0	130,326	0	185,923	XXX	185,923	78,067	0	(22,470)	0	0	0	0001	0001											
OTC OPTION CALL	Equity Index Annuity Liabilities	Exhibit 5	Equity/Index	Wells Fargo Bank, N. A.	06/02/2020	05/17/2021	339	990,945	MAY21 SPX 2919.75	0	121,921	0	130,509	XXX	130,509	18,369	0	(9,782)	0	0	0	0001	0001											
015999999. Subtotal - Purchased Options - Hedging Other - Call Options and Warrants										1,333,902	610,467	0	2,452,587	XXX	2,452,587	322,170	0	(858,473)	0	0	0	0	0	XXX	XXX									
CAP BOUGHT, 4.000000	Retirement- Low Rate Hedge	Exhibit 5	INTEREST RISK	Goldman Sachs International	03/05/2015	03/09/2025	1	500,000,000	4.000000 10Y CMS CAP	13,500,000	0	0	340,778	XXX	340,778	220,765	0	(672,222)	0	0	0	0001	0001											
CAP BOUGHT, 4.000000	Retirement- Low Rate Hedge	Exhibit 5	INTEREST RISK	Goldman Sachs International	03/05/2015	03/09/2025	1	500,000,000	4.000000 10Y CMS CAP	13,500,000	0	0	340,778	XXX	340,778	220,765	0	(672,222)	0	0	0	0001	0001											
CAP BOUGHT, 4.000000	Retirement- Low Rate Hedge	Exhibit 5	INTEREST RISK	Goldman Sachs International	03/05/2015	03/09/2025	1	30,000,000	4.000000 10Y CMS CAP	810,000	0	0	20,447	XXX	20,447	13,246	0	(40,333)	0	0	0	0001	0001											
017999999. Subtotal - Purchased Options - Hedging Other - Caps										27,810,000	0	0	702,003	XXX	702,003	454,776	0	(1,384,777)	0	0	0	0	XXX	XXX										
021999999. Subtotal - Purchased Options - Hedging Other										29,143,902	610,467	0	3,154,590	XXX	3,154,590	776,946	0	(2,243,250)	0	0	0	0	0	0	XXX	XXX								
028999999. Subtotal - Purchased Options - Replications										0	0	0	0	XXX	0	0	0	0	0	0	0	0	0	0	XXX	XXX								
035999999. Subtotal - Purchased Options - Income Generation										0	0	0	0	XXX	0	0	0	0	0	0	0	0	0	0	0	XXX	XXX							
042999999. Subtotal - Purchased Options - Other										0	0	0	0	XXX	0	0	0	0	0	0	0	0	0	0	0	0	XXX	XXX						
043999999. Total Purchased Options - Call Options and Warrants										1,333,902	610,467	0	2,452,587	XXX	2,452,587	322,170	0	(858,473)	0	0	0	0	0	0	0	0	0	0	XXX	XXX				
044999999. Total Purchased Options - Put Options										0	0	0	0	XXX	0	0	0	0	0	0	0	0	0	0	0	0	0	0	XXX	XXX				
045999999. Total Purchased Options - Caps										27,810,000	0	0	702,003	XXX	702,003	454,776	0	(1,384,777)	0	0	0	0	0	0	0	0	0	0	0	XXX	XXX			
046999999. Total Purchased Options - Floors										0	0	0	0	XXX	0	0	0	0	0	0	0	0	0	0	0	0	0	0	0	XXX	XXX			
047999999. Total Purchased Options - Collars										0	0	0	0	XXX	0	0	0	0	0	0	0	0	0	0	0	0	0	0	0	0	XXX	XXX		
048999999. Total Purchased Options - Other										0	0	0	0	XXX	0	0	0	0	0	0	0	0	0	0	0	0	0	0	0	0	0	XXX	XXX	
049999999. Total Purchased Options										29,143,902	610,467	0	3,154,590	XXX	3,154,590	776,946	0	(2,243,250)	0	0	0	0	0	0	0	0	0	0	0	0	0	XXX	XXX	
056999999. Subtotal - Written Options - Hedging Effective Excluding Variable Annuity Guarantees Under SSAP No.108										0	0	0	0	XXX	0	0	0	0	0	0	0	0	0	0	0	0	0	0	0	0	0	XXX	XXX	
063999999. Subtotal - Written Options - Hedging Effective Variable Annuity Guarantees Under SSAP No.108										0	0	0	0	XXX	0	0	0	0	0	0	0	0	0	0	0	0	0	0	0	0	0	0	XXX	XXX

E06

STATEMENT AS OF JUNE 30, 2020 OF THE VOYA RETIREMENT INSURANCE AND ANNUITY COMPANY

SCHEDULE DB - PART A - SECTION 1

Showing all Options, Caps, Floors, Collars, Swaps and Forwards Open as of Current Statement Date

1	2	3	4	5	6	7	8	9	10	11	12	13	14	15	16	17	18	19	20	21	22	23		
Description	Description of Item(s) Hedged, Used for Income Generation or Replicated	Schedule/ Exhibit Identifier	Type(s) of Risk(s) (a)	Exchange, Counterparty or Central Clearinghouse	Trade Date	Date of Maturity or Expiration	Number of Contracts	Notional Amount	Strike Price, Rate or Index Received (Paid)	Cumulative Prior Year(s) Initial Cost of Un-discounted Premium (Received) Paid	Current Year Initial Cost of Un-discounted Premium (Received) Paid	Current Year Income	Book/ Adjusted Carrying Value	Code	Fair Value	Unrealized Valuation Increase/ (Decrease)	Total Foreign Exchange Change in B./A.C.V.	Current Year's (Amortization)/ Accretion	Adjustment to Carrying Value of Hedged Item	Potential Exposure	Credit Quality of Reference Entity	Hedge Effectiveness at Inception and at Quarter-end (b)		
OTC OPTION CALL WRITTEN, JUL20 SPX @ 3089.13	Equity Index Annuity Liabilities	Exhibit 5	Equity/Index	Wells Fargo Bank, N. A.	08/06/2019	07/15/2020	1,227	3,675,379	JUL20 SPX C @ 3089.13	(94,160)	0	0	(79,036)		(79,036)	154,982	0	49,817	0	0		0001		
OTC OPTION CALL WRITTEN, AUG20 SPX @ 2989.81	Equity Index Annuity Liabilities	Exhibit 5	Equity/Index	BNP Paribas	09/04/2019	08/17/2020	1,791	5,191,758	AUG20 SPX C @ 2989.81	(283,175)	0	0	(327,359)		(327,359)	97,829	0	148,097	0	0		0001		
OTC OPTION CALL WRITTEN, SEP20 SPX @ 3076.59	Equity Index Annuity Liabilities	Exhibit 5	Equity/Index	BNP Paribas	10/02/2019	09/14/2020	1,839	5,474,305	SEP20 SPX C @ 3076.59	(187,504)	0	0	(277,514)		(277,514)	107,487	0	98,063	0	0		0001		
OTC OPTION CALL WRITTEN, OCT20 SPX @ 3078.85	Equity Index Annuity Liabilities	Exhibit 5	Equity/Index	BNP Paribas	11/01/2019	10/14/2020	1,037	3,080,395	OCT20 SPX C @ 3078.85	(182,481)	0	0	(182,118)		(182,118)	3,647	0	95,435	0	0		0001		
OTC OPTION CALL WRITTEN, NOV20 SPX @ 3223.46	Equity Index Annuity Liabilities	Exhibit 5	Equity/Index	BNP Paribas	12/09/2019	11/13/2020	1,157	3,583,200	NOV20 SPX C @ 3223.46	(179,705)	0	0	(132,330)		(132,330)	(15,690)	0	96,195	0	0		0001		
OTC OPTION CALL WRITTEN, DEC20 SPX @ 3278.58	Equity Index Annuity Liabilities	Exhibit 5	Equity/Index	HSBC Bank USA, National Association	01/02/2020	12/14/2020	235	736,955	DEC20 SPX C @ 3278.58	0	(39,449)	0	(25,460)		(25,460)	(6,474)	0	20,464	0	0		0001		
OTC OPTION CALL WRITTEN, JAN21 SPX @ 3421.73	Equity Index Annuity Liabilities	Exhibit 5	Equity/Index	BNP Paribas	02/04/2020	01/15/2021	338	1,107,394	JAN21 SPX C @ 3421.73	0	(41,462)	0	(22,332)		(22,332)	1,515	0	17,616	0	0		0001		
OTC OPTION CALL WRITTEN, FEB21 SPX @ 3363.9	Equity Index Annuity Liabilities	Exhibit 5	Equity/Index	Societe Generale	03/03/2020	02/12/2021	482	1,562,024	FEB21 SPX C @ 3363.9	0	(31,383)	0	(46,908)		(46,908)	(26,319)	0	10,794	0	0		0001		
OTC OPTION CALL WRITTEN, MAR21 SPX @ 2829.82	Equity Index Annuity Liabilities	Exhibit 5	Equity/Index	BNP Paribas	04/01/2020	03/15/2021	983	2,674,776	MAR21 SPX C @ 2829.82	0	(136,116)	0	(420,815)		(420,815)	(319,901)	0	35,202	0	0		0001		
OTC OPTION CALL WRITTEN, APR21 SPX @ 2860.24	Equity Index Annuity Liabilities	Exhibit 5	Equity/Index	Goldman Sachs International	05/01/2020	04/14/2021	384	1,060,144	APR21 SPX C @ 2860.24	0	(107,485)	0	(159,634)		(159,634)	(70,680)	0	18,532	0	0		0001		
OTC OPTION CALL WRITTEN, MAY21 SPX @ 3020.13	Equity Index Annuity Liabilities	Exhibit 5	Equity/Index	Wells Fargo Bank, N. A.	06/02/2020	05/17/2021	339	990,945	MAY21 SPX C @ 3020.13	0	(98,991)	0	(107,902)		(107,902)	(16,853)	0	7,942	0	0		0001		
0649999999. Subtotal - Written Options - Hedging Other - Call Options and Warrants										(927,025)	(454,886)	0	(1,781,408)	XXX	(1,781,408)	(90,457)	0	598,157	0	0	XXX	XXX		
CAP WRITTEN, 8.000000 10Y CMS CAP	Retirement- Low Rate Hedge	Exhibit 5	INTEREST RISK	Goldman Sachs International	03/05/2015	03/09/2025	1	500,000,000	8.000000 10Y CMS CAP	(2,625,000)	0	0	(27,688)		(27,688)	(134,489)	0	130,710	0	0		0001		
CAP WRITTEN, 8.000000 10Y CMS CAP	Retirement- Low Rate Hedge	Exhibit 5	INTEREST RISK	Goldman Sachs International	03/05/2015	03/09/2025	1	500,000,000	8.000000 10Y CMS CAP	(2,625,000)	0	0	(27,688)		(27,688)	(134,489)	0	130,710	0	0		0001		
CAP WRITTEN, 8.000000 10Y CMS CAP	Retirement- Low Rate Hedge	Exhibit 5	INTEREST RISK	Goldman Sachs International	03/05/2015	03/09/2025	1	30,000,000	8.000000 10Y CMS CAP	(157,500)	0	0	(1,661)		(1,661)	(8,069)	0	7,843	0	0		0001		
0669999999. Subtotal - Written Options - Hedging Other - Caps										(5,407,500)	0	0	(57,037)	XXX	(57,037)	(277,047)	0	269,263	0	0	XXX	XXX		
0709999999. Subtotal - Written Options - Hedging Other										(6,334,525)	(454,886)	0	(1,838,445)	XXX	(1,838,445)	(367,504)	0	867,420	0	0	XXX	XXX		
0779999999. Subtotal - Written Options - Replications										0	0	0	0	XXX	0	0	0	0	0	0	0	XXX	XXX	
0849999999. Subtotal - Written Options - Income Generation										0	0	0	0	XXX	0	0	0	0	0	0	0	0	XXX	XXX
0919999999. Subtotal - Written Options - Other										0	0	0	0	XXX	0	0	0	0	0	0	0	0	XXX	XXX
0929999999. Total Written Options - Call Options and Warrants										(927,025)	(454,886)	0	(1,781,408)	XXX	(1,781,408)	(90,457)	0	598,157	0	0	XXX	XXX		
0939999999. Total Written Options - Put Options										0	0	0	0	XXX	0	0	0	0	0	0	0	XXX	XXX	
0949999999. Total Written Options - Caps										(5,407,500)	0	0	(57,037)	XXX	(57,037)	(277,047)	0	269,263	0	0	XXX	XXX		
0959999999. Total Written Options - Floors										0	0	0	0	XXX	0	0	0	0	0	0	0	XXX	XXX	
0969999999. Total Written Options - Collars										0	0	0	0	XXX	0	0	0	0	0	0	0	XXX	XXX	
0979999999. Total Written Options - Other										0	0	0	0	XXX	0	0	0	0	0	0	0	XXX	XXX	
0989999999. Total Written Options										(6,334,525)	(454,886)	0	(1,838,445)	XXX	(1,838,445)	(367,504)	0	867,420	0	0	XXX	XXX		
CL INTEREST RATE SWAP, REC FIXED, PAY 6M	Cash Flow Hedge on Floating Rate Asset	D-1	INTEREST RISK	CME Group Inc./Morgan Stanley & Co. LLC	10/16/2013	10/30/2020	1	5,300,000	REC SWP: USD 3.410000 10/30/2020 [PAY 6M]	0	0	13,132	0		26,112	0	0	0	0	15,321		(100/100)		

STATEMENT AS OF JUNE 30, 2020 OF THE VOYA RETIREMENT INSURANCE AND ANNUITY COMPANY

SCHEDULE DB - PART A - SECTION 1

Showing all Options, Caps, Floors, Collars, Swaps and Forwards Open as of Current Statement Date

1	2	3	4	5	6	7	8	9	10	11	12	13	14	15	16	17	18	19	20	21	22	23
Description	Description of Item(s) Hedged, Used for Income Generation or Replicated	Schedule/ Exhibit Identifier	Type(s) of Risk(s) (a)	Exchange, Counterparty or Central Clearinghouse	Trade Date	Date of Maturity or Expiration	Number of Contracts	Notional Amount	Strike Price, Rate or Index Received (Paid)	Cumulative Prior Year(s) Initial Cost of Un-discounted Premium (Received) Paid	Current Year Initial Cost of Un-discounted Premium (Received) Paid	Current Year Income	Book/ Adjusted Carrying Value	Code	Fair Value	Unrealized Valuation Increase/ (Decrease)	Total Foreign Exchange Change in B./A.C.V.	Current Year's (Amortization)/ Accretion	Adjustment to Carrying Value of Hedged Item	Potential Exposure	Credit Quality of Reference Entity	Hedge Effectiveness at Inception and at Quarter-end (b)
CL INTEREST RATE SWAP, REC FIXED, PAY 6ML	Cash Flow Hedge on Floating Rate Asset	D-1	INTEREST RISK	CME Group Inc./Morgan Stanley & Co. LLC LCZ7XYGSLJUHFXNXD88	10/16/2013	10/30/2020	1	100,000	3.410000 ...REC SWP: USD 10/30/2020 [PAY 6ML]	0	0	248	0		493	0	0	0	0	289		(100/100)
CL INTEREST RATE SWAP, REC FIXED, PAY 6ML	Cash Flow Hedge on Floating Rate Asset	D-1	INTEREST RISK	CME Group Inc./Morgan Stanley & Co. LLC LCZ7XYGSLJUHFXNXD88	10/16/2013	10/30/2020	1	400,000	3.410000 ...REC SWP: USD 10/30/2020 [PAY 6ML]	0	0	991	0		1,971	0	0	0	0	1,156		(100/100)
CL INTEREST RATE SWAP, REC FIXED, PAY 6ML	Cash Flow Hedge on Floating Rate Asset	D-1	INTEREST RISK	CME Group Inc./Morgan Stanley & Co. LLC LCZ7XYGSLJUHFXNXD88	10/16/2013	10/30/2023	1	100,000	4.090000 ...REC SWP: USD 10/30/2023 [PAY 6ML]	0	0	536	0		8,514	0	0	0	0	913		(100/100)
CL INTEREST RATE SWAP, REC FIXED, PAY 6ML	Cash Flow Hedge on Floating Rate Asset	D-1	INTEREST RISK	CME Group Inc./Morgan Stanley & Co. LLC LCZ7XYGSLJUHFXNXD88	10/16/2013	10/30/2023	1	6,800,000	4.090000 ...REC SWP: USD 10/30/2023 [PAY 6ML]	0	0	36,471	0		578,927	0	0	0	0	62,084		(100/100)
CL INTEREST RATE SWAP, REC FIXED, PAY 6ML	Cash Flow Hedge on Floating Rate Asset	D-1	INTEREST RISK	CME Group Inc./Morgan Stanley & Co. LLC LCZ7XYGSLJUHFXNXD88	10/16/2013	10/30/2023	1	600,000	4.090000 ...REC SWP: USD 10/30/2023 [PAY 6ML]	0	0	3,220	0		51,082	0	0	0	0	5,478		(100/100)
CL INTEREST RATE SWAP, REC FIXED, PAY 6ML	Cash Flow Hedge on Floating Rate Asset	D-1	INTEREST RISK	CME Group Inc./Morgan Stanley & Co. LLC LCZ7XYGSLJUHFXNXD88	03/17/2015	04/13/2030	1	10,000,000	3.340500 ...REC 1ML [PAY 4/13/2030 [PAY 6ML]	0	0	28,577	0		1,647,558	0	0	0	0	156,459		(100/100)
CL INTEREST RATE SWAP, REC 1ML, PAY FIXED	Cash flow hedge mortgage derivative products	D-1	INTEREST RISK	CME Group Inc./Morgan Stanley & Co. LLC LCZ7XYGSLJUHFXNXD88	07/29/2015	07/25/2020	1	12,600,000	1.600000 ...REC 1ML [PAY 7/25/2020]	0	0	(33,067)	0		(12,880)	0	0	0	0	16,488		(100/100)
CL INTEREST RATE SWAP, REC 1ML, PAY FIXED	Cash flow hedge mortgage derivative products	D-1	INTEREST RISK	CME Group Inc./Morgan Stanley & Co. LLC LCZ7XYGSLJUHFXNXD88	10/27/2016	10/31/2023	1	188,000,000	1.375000 ...REC 1ML [PAY 10/31/2023]	0	0	(258,954)	0		(7,770,031)	0	0	0	0	1,717,137		(100/100)
CL INTEREST RATE SWAP, REC 1ML, PAY FIXED	Cash flow hedge mortgage derivative products	D-1	INTEREST RISK	CME Group Inc./Morgan Stanley & Co. LLC LCZ7XYGSLJUHFXNXD88	10/27/2016	10/31/2023	1	4,000,000	1.375000 ...REC 1ML [PAY 10/31/2023]	0	0	(5,510)	0		(165,320)	0	0	0	0	36,535		(100/100)
CL INTEREST RATE SWAP, REC 1ML, PAY FIXED	Cash flow hedge mortgage derivative products	D-1	INTEREST RISK	LCH. Clearnet LLC/Morgan Stanley & Co. LLC WAMB6YERMS70XFZUJY219	12/20/2017	12/15/2024	1	190,000,000	2.291000 15-DEC-2024 ...REC 1ML [PAY 15-DEC-2024]	0	0	(1,192,314)	0		(17,757,632)	0	0	0	0	2,006,955		(100/100)
CL INTEREST RATE SWAP, REC 1ML, PAY FIXED	Cash flow hedge mortgage derivative products	D-1	INTEREST RISK	LCH. Clearnet LLC/Morgan Stanley & Co. LLC WAMB6YERMS70XFZUJY219	12/20/2017	12/15/2024	1	4,000,000	2.291000 15-DEC-2024 ...REC 1ML [PAY 15-DEC-2024]	0	0	(25,101)	0		(373,845)	0	0	0	0	42,252		(100/100)
CL INTEREST RATE SWAP, REC 1ML, PAY FIXED	Cash flow hedge mortgage derivative products	D-1	INTEREST RISK	LCH. Clearnet LLC/Morgan Stanley & Co. LLC WAMB6YERMS70XFZUJY219	08/14/2018	08/25/2025	1	10,000,000	2.833000 25-AUG-2025 ...REC 1ML [PAY 25-AUG-2025]	0	0	(85,028)	0		(1,335,425)	0	0	0	0	113,536		(100/100)
CL INTEREST RATE SWAP, REC 1ML, PAY FIXED	Cash flow hedge mortgage derivative products	D-1	INTEREST RISK	LCH. Clearnet LLC/Morgan Stanley & Co. LLC WAMB6YERMS70XFZUJY219	08/14/2018	08/25/2025	1	12,000,000	2.833000 25-AUG-2025 ...REC 1ML [PAY 25-AUG-2025]	0	0	(102,034)	0		(1,602,511)	0	0	0	0	136,243		(100/100)
CL INTEREST RATE SWAP, REC 1ML, PAY FIXED	Cash flow hedge mortgage derivative products	D-1	INTEREST RISK	LCH. Clearnet LLC/Morgan Stanley & Co. LLC WAMB6YERMS70XFZUJY219	08/14/2018	08/25/2025	1	375,000,000	2.833000 25-AUG-2025 ...REC 1ML [PAY 25-AUG-2025]	0	0	(3,188,563)	0		(50,078,458)	0	0	0	0	4,257,598		(100/100)

E06.2

STATEMENT AS OF JUNE 30, 2020 OF THE VOYA RETIREMENT INSURANCE AND ANNUITY COMPANY

SCHEDULE DB - PART A - SECTION 1

Showing all Options, Caps, Floors, Collars, Swaps and Forwards Open as of Current Statement Date

1	2	3	4	5	6	7	8	9	10	11	12	13	14	15	16	17	18	19	20	21	22	23
Description	Description of Item(s) Hedged, Used for Income Generation or Replicated	Schedule/ Exhibit Identifier	Type(s) of Risk(s) (a)	Exchange, Counterparty or Central Clearinghouse	Trade Date	Date of Maturity or Expiration	Number of Contracts	Notional Amount	Strike Price, Rate or Index Received (Paid)	Cumulative Prior Year(s) Initial Cost of Un-discounted Premium (Received) Paid	Current Year Initial Cost of Un-discounted Premium (Received) Paid	Current Year Income	Book/ Adjusted Carrying Value	Code	Fair Value	Unrealized Valuation Increase/ (Decrease)	Total Foreign Exchange Change in B./A.C.V.	Current Year's (Amortization)/ Accretion	Adjustment to Carrying Value of Hedged Item	Potential Exposure	Credit Quality of Reference Entity	Hedge Effectiveness at Inception and at Quarter-end (b)
CL INTEREST RATE SWAP, REC 1ML, PAY FIXED	Cash flow hedge mortgage derivative products	D-1	INTEREST RISK	LCH. Clearnet LLC/Morgan Stanley & Co. LLC WAM6YERMS70XFZUJY219	08/14/2018	08/25/2028	1	17,000,000	...REC 1ML [PAY FSWP: USD 2.882500 25-AUG-2028]	0	0	(146,398)	0		(3,369,990)	0	0	0	0	242,792		(100/100)
CL INTEREST RATE SWAP, REC 1ML, PAY FIXED	Cash flow hedge mortgage derivative products	D-1	INTEREST RISK	LCH. Clearnet LLC/Morgan Stanley & Co. LLC WAM6YERMS70XFZUJY219	08/14/2018	08/25/2028	1	332,000,000	...REC 1ML [PAY FSWP: USD 2.882500 25-AUG-2028]	0	0	(2,859,070)	0		(65,813,924)	0	0	0	0	4,741,590		(100/100)
CL INTEREST RATE SWAP, REC 1ML, PAY FIXED	Cash flow hedge mortgage derivative products	D-1	INTEREST RISK	LCH. Clearnet LLC/Morgan Stanley & Co. LLC WAM6YERMS70XFZUJY219	08/14/2018	08/25/2028	1	4,000,000	...REC 1ML [PAY FSWP: USD 2.882500 25-AUG-2028]	0	0	(34,447)	0		(792,939)	0	0	0	0	57,128		(100/100)
CL INTEREST RATE SWAP, REC 1ML, PAY FIXED	Cash flow hedge mortgage derivative products	D-1	INTEREST RISK	LCH. Clearnet LLC/Morgan Stanley & Co. LLC WAM6YERMS70XFZUJY219	10/04/2018	10/15/2033	1	3,000,000	...REC 1ML [PAY FSWP: USD 3.189000 15-OCT-2033]	0	0	(30,587)	0		(988,364)	0	0	0	0	54,707		(100/100)
CL INTEREST RATE SWAP, REC 1ML, PAY FIXED	Cash flow hedge mortgage derivative products	D-1	INTEREST RISK	LCH. Clearnet LLC/Morgan Stanley & Co. LLC WAM6YERMS70XFZUJY219	10/04/2018	10/15/2033	1	95,000,000	...REC 1ML [PAY FSWP: USD 3.189000 15-OCT-2033]	0	0	(968,590)	0		(31,298,207)	0	0	0	0	1,732,375		(100/100)
CL INTEREST RATE SWAP, REC 1ML, PAY FIXED	Cash flow hedge mortgage derivative products	D-1	INTEREST RISK	LCH. Clearnet LLC/Morgan Stanley & Co. LLC WAM6YERMS70XFZUJY219	10/04/2018	10/15/2033	1	2,000,000	...REC 1ML [PAY FSWP: USD 3.189000 15-OCT-2033]	0	0	(20,391)	0		(658,910)	0	0	0	0	36,471		(100/100)
CL INTEREST RATE SWAP, REC 1ML, PAY FIXED	Cash flow hedge mortgage derivative products	D-1	INTEREST RISK	LCH. Clearnet LLC/Morgan Stanley & Co. LLC WAM6YERMS70XFZUJY219	10/09/2018	10/15/2025	1	7,000,000	...REC 1ML [PAY FSWP: USD 3.105600 15-OCT-2025]	0	0	(71,217)	0		(1,056,927)	0	0	0	0	80,545		(100/100)
CL INTEREST RATE SWAP, REC 1ML, PAY FIXED	Cash flow hedge mortgage derivative products	D-1	INTEREST RISK	LCH. Clearnet LLC/Morgan Stanley & Co. LLC WAM6YERMS70XFZUJY219	10/09/2018	10/15/2025	1	225,000,000	...REC 1ML [PAY FSWP: USD 3.105600 15-OCT-2025]	0	0	(2,289,101)	0		(33,972,660)	0	0	0	0	2,588,940		(100/100)
CL INTEREST RATE SWAP, REC 1ML, PAY FIXED	Cash flow hedge mortgage derivative products	D-1	INTEREST RISK	LCH. Clearnet LLC/Morgan Stanley & Co. LLC WAM6YERMS70XFZUJY219	10/09/2018	10/15/2025	1	4,000,000	...REC 1ML [PAY FSWP: USD 3.105600 15-OCT-2025]	0	0	(40,695)	0		(603,958)	0	0	0	0	46,026		(100/100)
CL INTEREST RATE SWAP, REC 1ML, PAY FIXED	Cash flow hedge mortgage derivative products	D-1	INTEREST RISK	LCH. Clearnet LLC/Morgan Stanley & Co. LLC WAM6YERMS70XFZUJY219	12/28/2018	12/25/2023	1	128,000,000	...REC 1ML [PAY FSWP: USD 2.542000 25-DEC-2023]	0	0	(917,105)	0		(10,694,431)	0	0	0	0	1,195,220		(100/100)
CL INTEREST RATE SWAP, REC 1ML, PAY FIXED	Cash flow hedge mortgage derivative products	D-1	INTEREST RISK	LCH. Clearnet LLC/Morgan Stanley & Co. LLC WAM6YERMS70XFZUJY219	12/28/2018	12/25/2023	1	1,800,000	...REC 1ML [PAY FSWP: USD 2.542000 25-DEC-2023]	0	0	(12,897)	0		(150,390)	0	0	0	0	16,808		(100/100)
CL INTEREST RATE SWAP, REC 1ML, PAY FIXED	Cash flow hedge mortgage derivative products	D-1	INTEREST RISK	LCH. Clearnet LLC/Morgan Stanley & Co. LLC WAM6YERMS70XFZUJY219	12/24/2019	12/25/2024	1	5,000,000	...REC 1ML [PAY FSWP: USD 1.651000 25-DEC-2024]	0	0	(14,058)	0		(326,443)	0	0	0	0	52,976		(100/100)
CL INTEREST RATE SWAP, REC 1ML, PAY FIXED	Cash flow hedge mortgage derivative products	D-1	INTEREST RISK	LCH. Clearnet LLC/Morgan Stanley & Co. LLC WAM6YERMS70XFZUJY219	12/24/2019	12/25/2024	1	40,000,000	...REC 1ML [PAY FSWP: USD 1.651000 25-DEC-2024]	0	0	(112,466)	0		(2,611,541)	0	0	0	0	423,812		(100/100)
CL INTEREST RATE SWAP, REC 1ML, PAY FIXED	Cash flow hedge mortgage derivative products	D-1	INTEREST RISK	LCH. Clearnet LLC/Morgan Stanley & Co. LLC WAM6YERMS70XFZUJY219	12/24/2019	12/25/2024	1	850,000,000	...REC 1ML [PAY FSWP: USD 1.651000 25-DEC-2024]	0	0	(2,389,904)	0		(55,495,251)	0	0	0	0	9,006,001		(100/100)
0999999999. Subtotal - Swaps - Hedging Effective Excluding Variable Annuity Guarantees Under SSAP No.108 - Interest Rate										0	0	(14,714,322)	0	XXX	(284,615,380)	0	0	0	0	28,843,835	XXX	XXX

E06.3

STATEMENT AS OF JUNE 30, 2020 OF THE VOYA RETIREMENT INSURANCE AND ANNUITY COMPANY

SCHEDULE DB - PART A - SECTION 1

Showing all Options, Caps, Floors, Collars, Swaps and Forwards Open as of Current Statement Date

1	2	3	4	5	6	7	8	9	10	11	12	13	14	15	16	17	18	19	20	21	22	23
Description	Description of Item(s) Hedged, Used for Income Generation or Replicated	Schedule/ Exhibit Identifier	Type(s) of Risk(s) (a)	Exchange, Counterparty or Central Clearinghouse	Trade Date	Date of Maturity or Expiration	Number of Contracts	Notional Amount	Strike Price, Rate or Index Received (Paid)	Cumulative Prior Year(s) Initial Cost of Un-discounted Premium (Received) Paid	Current Year Initial Cost of Un-discounted Premium (Received) Paid	Current Year Income	Book/ Adjusted Carrying Value	Code	Fair Value	Unrealized Valuation Increase/ (Decrease)	Total Foreign Exchange Change in B./A.C.V.	Current Year's (Amortization)/ Accretion	Adjustment to Carrying Value of Hedged Item	Potential Exposure	Credit Quality of Reference Entity	Hedge Effectiveness at Inception and at Quarter-end (b)
CURRENCY SWAP, CSWAP: EUR/USD 9/23/2026	Hedge of Fixed Rate Foreign Denominated AFS Security	D-1	Currency	BNP Paribas ROMUISFPUBM8P8K5P83	09/14/2016	09/23/2026	1	112,400	.CSWAP: EUR/USD 9/23/2026	205	0	1,121	94		6,086	0	(64)	0	0	1,403		(100/100)
CURRENCY SWAP, CSWAP: EUR/USD 9/23/2026	Hedge of Fixed Rate Foreign Denominated AFS Security	D-1	Currency	BNP Paribas ROMUISFPUBM8P8K5P83	09/14/2016	09/23/2026	1	112,400	.CSWAP: EUR/USD 9/23/2026	205	0	1,121	85		6,073	0	(65)	0	0	1,403		(100/100)
CURRENCY SWAP, CSWAP: EUR/USD 9/23/2026	Hedge of Fixed Rate Foreign Denominated AFS Security	D-1	Currency	BNP Paribas ROMUISFPUBM8P8K5P83	09/14/2016	09/23/2026	1	112,400	.CSWAP: EUR/USD 9/23/2026	205	0	1,121	85		6,073	0	(65)	0	0	1,403		(100/100)
CURRENCY SWAP, CSWAP: EUR/USD 9/23/2026	Hedge of Fixed Rate Foreign Denominated AFS Security	D-1	Currency	BNP Paribas ROMUISFPUBM8P8K5P83	09/14/2016	09/23/2026	1	11,577,200	.CSWAP: EUR/USD 9/23/2026	21,115	0	115,484	8,755		625,552	0	(6,695)	0	0	144,548		(100/100)
CURRENCY SWAP, CSWAP: EUR/USD 9/23/2028	Hedge of Fixed Rate Foreign Denominated AFS Security	D-1	Currency	Citibank, N.A. 570DZIWZ7FF32TWEFA76	09/14/2016	09/23/2028	1	7,081,200	.CSWAP: EUR/USD 9/23/2028	12,915	0	68,531	5,355		409,303	0	(4,095)	0	0	101,624		(100/100)
CURRENCY SWAP, CSWAP: EUR/USD 9/23/2028	Hedge of Fixed Rate Foreign Denominated AFS Security	D-1	Currency	Citibank, N.A. 570DZIWZ7FF32TWEFA76	09/14/2016	09/23/2028	1	112,400	.CSWAP: EUR/USD 9/23/2028	205	0	1,088	85		6,497	0	(65)	0	0	1,613		(100/100)
CURRENCY SWAP, CSWAP: EUR/USD 11/15/2023	Hedge of Fixed Rate Foreign Denominated AFS Security	D-1	Currency	Citibank, N.A. 570DZIWZ7FF32TWEFA76	09/27/2016	11/15/2023	1	22,390,000	.CSWAP: EUR/USD 11/15/2023	933,000	0	226,482	(73,000)		752,256	0	(13,000)	0	0	205,759		(100/100)
CURRENCY SWAP, CSWAP: EUR/USD 11/15/2023	Hedge of Fixed Rate Foreign Denominated AFS Security	D-1	Currency	Citibank, N.A. 570DZIWZ7FF32TWEFA76	09/27/2016	11/15/2023	1	111,950	.CSWAP: EUR/USD 11/15/2023	4,665	0	1,132	(365)		3,761	0	(65)	0	0	1,029		(100/100)
CURRENCY SWAP, CSWAP: EUR/USD 11/15/2023	Hedge of Fixed Rate Foreign Denominated AFS Security	D-1	Currency	Citibank, N.A. 570DZIWZ7FF32TWEFA76	09/27/2016	11/15/2023	1	111,950	.CSWAP: EUR/USD 11/15/2023	4,665	0	1,132	(365)		3,761	0	(65)	0	0	1,029		(100/100)
CURRENCY SWAP, CSWAP: EUR/USD 11/15/2023	Hedge of Fixed Rate Foreign Denominated AFS Security	D-1	Currency	Citibank, N.A. 570DZIWZ7FF32TWEFA76	09/27/2016	11/15/2023	1	111,950	.CSWAP: EUR/USD 11/15/2023	4,665	0	1,132	(365)		3,761	0	(65)	0	0	1,029		(100/100)
CURRENCY SWAP, CSWAP: EUR/USD 11/15/2023	Hedge of Fixed Rate Foreign Denominated AFS Security	D-1	Currency	Citibank, N.A. 570DZIWZ7FF32TWEFA76	09/27/2016	11/15/2023	1	111,950	.CSWAP: EUR/USD 11/15/2023	4,665	0	1,132	(365)		3,761	0	(65)	0	0	1,029		(100/100)
CURRENCY SWAP, CSWAP: EUR/USD 11/15/2028	Hedge of Fixed Rate Foreign Denominated AFS Security	D-1	Currency	Citibank, N.A. 570DZIWZ7FF32TWEFA76	09/27/2016	11/15/2028	1	111,950	.CSWAP: EUR/USD 11/15/2028	4,665	0	1,050	(365)		5,964	0	(65)	0	0	1,621		(100/100)
CURRENCY SWAP, CSWAP: EUR/USD 11/15/2028	Hedge of Fixed Rate Foreign Denominated AFS Security	D-1	Currency	Citibank, N.A. 570DZIWZ7FF32TWEFA76	09/27/2016	11/15/2028	1	111,950	.CSWAP: EUR/USD 11/15/2028	4,665	0	1,050	(365)		5,964	0	(65)	0	0	1,621		(100/100)
CURRENCY SWAP, CSWAP: EUR/USD 11/15/2028	Hedge of Fixed Rate Foreign Denominated AFS Security	D-1	Currency	Citibank, N.A. 570DZIWZ7FF32TWEFA76	09/27/2016	11/15/2028	1	111,950	.CSWAP: EUR/USD 11/15/2028	4,665	0	1,050	(365)		5,964	0	(65)	0	0	1,621		(100/100)
CURRENCY SWAP, CSWAP: EUR/USD 11/15/2028	Hedge of Fixed Rate Foreign Denominated AFS Security	D-1	Currency	Citibank, N.A. 570DZIWZ7FF32TWEFA76	09/27/2016	11/15/2028	1	16,008,850	.CSWAP: EUR/USD 11/15/2028	667,095	0	150,122	(52,195)		852,821	0	(9,295)	0	0	231,763		(100/100)
CURRENCY SWAP, CSWAP: EUR/USD 11/15/2026	Hedge of Fixed Rate Foreign Denominated AFS Security	D-1	Currency	Citibank, N.A. 570DZIWZ7FF32TWEFA76	09/27/2016	11/15/2026	1	111,950	.CSWAP: EUR/USD 11/15/2026	4,665	0	1,087	(365)		5,572	0	(65)	0	0	1,414		(100/100)
CURRENCY SWAP, CSWAP: EUR/USD 11/15/2026	Hedge of Fixed Rate Foreign Denominated AFS Security	D-1	Currency	Citibank, N.A. 570DZIWZ7FF32TWEFA76	09/27/2016	11/15/2026	1	9,627,700	.CSWAP: EUR/USD 11/15/2026	401,190	0	93,517	(31,390)		479,204	0	(5,590)	0	0	121,599		(100/100)
CURRENCY SWAP, CSWAP: EUR/USD 11/15/2026	Hedge of Fixed Rate Foreign Denominated AFS Security	D-1	Currency	Citibank, N.A. 570DZIWZ7FF32TWEFA76	09/27/2016	11/15/2026	1	111,950	.CSWAP: EUR/USD 11/15/2026	4,665	0	1,087	(365)		5,572	0	(65)	0	0	1,414		(100/100)
CURRENCY SWAP, CSWAP: EUR/USD 11/15/2026	Hedge of Fixed Rate Foreign Denominated AFS Security	D-1	Currency	Citibank, N.A. 570DZIWZ7FF32TWEFA76	09/27/2016	11/15/2026	1	111,950	.CSWAP: EUR/USD 11/15/2026	4,665	0	1,087	(365)		5,572	0	(65)	0	0	1,414		(100/100)

E06.4

STATEMENT AS OF JUNE 30, 2020 OF THE VOYA RETIREMENT INSURANCE AND ANNUITY COMPANY

SCHEDULE DB - PART A - SECTION 1

Showing all Options, Caps, Floors, Collars, Swaps and Forwards Open as of Current Statement Date

1	2	3	4	5	6	7	8	9	10	11	12	13	14	15	16	17	18	19	20	21	22	23
Description	Description of Item(s) Hedged, Used for Income Generation or Replicated	Schedule/ Exhibit Identifier	Type(s) of Risk(s) (a)	Exchange, Counterparty or Central Clearinghouse	Trade Date	Date of Maturity or Expiration	Number of Contracts	Notional Amount	Strike Price, Rate or Index Received (Paid)	Cumulative Prior Year(s) Initial Cost of Un-discounted Premium (Received) Paid	Current Year Initial Cost of Un-discounted Premium (Received) Paid	Current Year Income	Book/ Adjusted Carrying Value	Code	Fair Value	Unrealized Valuation Increase/ (Decrease)	Total Foreign Exchange Change in B./A.C.V.	Current Year's (Amortization)/ Accretion	Adjustment to Carrying Value of Hedged Item	Potential Exposure	Credit Quality of Reference Entity	Hedge Effectiveness at Inception and at Quarter-end (b)
CURRENCY SWAP, CSWAP: GBP/USD 12/15/2026	Hedge of Fixed Rate Foreign Denominated AFS Security	D-1	Currency	BNP Paribas ROMUISFPUBMPRO8K5P83	10/07/2016	12/15/2026	1	11,426,400	.CSWAP: GBP/USD 12/15/2026	13,340	0	51,180	58,880		506,861	0	820,180	0	0	145,244		(100/100)
CURRENCY SWAP, CSWAP: GBP/USD 12/15/2026	Hedge of Fixed Rate Foreign Denominated AFS Security	D-1	Currency	BNP Paribas ROMUISFPUBMPRO8K5P83	10/07/2016	12/15/2026	1	124,200	.CSWAP: GBP/USD 12/15/2026	145	0	556	640		5,509	0	8,915	0	0	1,579		(100/100)
CURRENCY SWAP, CSWAP: GBP/USD 12/15/2026	Hedge of Fixed Rate Foreign Denominated AFS Security	D-1	Currency	BNP Paribas ROMUISFPUBMPRO8K5P83	10/07/2016	12/15/2026	1	124,200	.CSWAP: GBP/USD 12/15/2026	145	0	556	640		5,509	0	8,915	0	0	1,579		(100/100)
CURRENCY SWAP, CSWAP: GBP/USD 12/15/2026	Hedge of Fixed Rate Foreign Denominated AFS Security	D-1	Currency	BNP Paribas ROMUISFPUBMPRO8K5P83	10/07/2016	12/15/2026	1	124,200	.CSWAP: GBP/USD 12/15/2026	145	0	556	640		5,509	0	8,915	0	0	1,579		(100/100)
CURRENCY SWAP, CSWAP: GBP/USD 11/23/2028	Hedge of Fixed Rate Foreign Denominated AFS Security	D-1	Currency	Goldman Sachs International W22LROIP21HZNB6K528	10/14/2016	11/23/2028	1	48,860,000	.CSWAP: GBP/USD 11/23/2028	(736,000)	0	181,143	(564,000)		666,981	0	3,566,000	0	0	708,280		(100/100)
CURRENCY SWAP, CSWAP: GBP/USD 11/23/2028	Hedge of Fixed Rate Foreign Denominated AFS Security	D-1	Currency	Goldman Sachs International W22LROIP21HZNB6K528	10/14/2016	11/23/2028	1	244,300	.CSWAP: GBP/USD 11/23/2028	(3,680)	0	906	(2,820)		3,335	0	17,830	0	0	3,541		(100/100)
CURRENCY SWAP, CSWAP: GBP/USD 11/23/2028	Hedge of Fixed Rate Foreign Denominated AFS Security	D-1	Currency	Goldman Sachs International W22LROIP21HZNB6K528	10/14/2016	11/23/2028	1	610,750	.CSWAP: GBP/USD 11/23/2028	(9,200)	0	2,264	(7,050)		8,337	0	44,575	0	0	8,853		(100/100)
CURRENCY SWAP, CSWAP: GBP/USD 11/23/2028	Hedge of Fixed Rate Foreign Denominated AFS Security	D-1	Currency	Goldman Sachs International W22LROIP21HZNB6K528	10/14/2016	11/23/2028	1	122,150	.CSWAP: GBP/USD 11/23/2028	(1,840)	0	453	(1,410)		1,667	0	8,915	0	0	1,771		(100/100)
CURRENCY SWAP, CSWAP: GBP/USD 11/23/2028	Hedge of Fixed Rate Foreign Denominated AFS Security	D-1	Currency	Goldman Sachs International W22LROIP21HZNB6K528	10/14/2016	11/23/2028	1	244,300	.CSWAP: GBP/USD 11/23/2028	(3,680)	0	906	(2,820)		3,335	0	17,830	0	0	3,541		(100/100)
CURRENCY SWAP, CSWAP: GBP/USD 11/10/2026	Hedge of Fixed Rate Foreign Denominated AFS Security	D-1	Currency	Citibank, N.A. 570DZIWZ7FF32TWEFA76	10/19/2016	11/10/2026	1	23,885,280	.CSWAP: GBP/USD 11/10/2026	(332,710)	0	97,737	(85,360)		602,028	0	1,729,510	0	0	301,351		(100/100)
CURRENCY SWAP, CSWAP: GBP/USD 11/10/2026	Hedge of Fixed Rate Foreign Denominated AFS Security	D-1	Currency	Citibank, N.A. 570DZIWZ7FF32TWEFA76	10/19/2016	11/10/2026	1	123,120	.CSWAP: GBP/USD 11/10/2026	(1,715)	0	504	(440)		3,103	0	8,915	0	0	1,553		(100/100)
CURRENCY SWAP, CSWAP: GBP/USD 11/10/2026	Hedge of Fixed Rate Foreign Denominated AFS Security	D-1	Currency	Citibank, N.A. 570DZIWZ7FF32TWEFA76	10/19/2016	11/10/2026	1	123,120	.CSWAP: GBP/USD 11/10/2026	(1,715)	0	504	(440)		3,103	0	8,915	0	0	1,553		(100/100)
CURRENCY SWAP, CSWAP: GBP/USD 11/10/2026	Hedge of Fixed Rate Foreign Denominated AFS Security	D-1	Currency	Citibank, N.A. 570DZIWZ7FF32TWEFA76	10/19/2016	11/10/2026	1	123,120	.CSWAP: GBP/USD 11/10/2026	(1,715)	0	504	(440)		3,103	0	8,915	0	0	1,553		(100/100)
CURRENCY SWAP, CSWAP: GBP/USD 2/20/2027	Hedge of Fixed Rate Foreign Denominated AFS Security	D-1	Currency	Citibank, N.A. 570DZIWZ7FF32TWEFA76	11/01/2016	02/20/2027	1	7,338,000	.CSWAP: GBP/USD 2/20/2027	(133,500)	0	25,724	(75,600)		94,660	0	534,900	0	0	94,590		(100/100)
CURRENCY SWAP, CSWAP: GBP/USD 2/20/2025	Hedge of Fixed Rate Foreign Denominated AFS Security	D-1	Currency	Citibank, N.A. 570DZIWZ7FF32TWEFA76	11/01/2016	02/20/2025	1	9,478,250	.CSWAP: GBP/USD 2/20/2025	(172,438)	0	33,997	(97,650)		105,905	0	690,913	0	0	102,156		(100/100)
CURRENCY SWAP, CSWAP: EUR/USD 12/8/2023	Hedge of Fixed Rate Foreign Denominated AFS Security	D-1	Currency	Goldman Sachs International W22LROIP21HZNB6K528	11/18/2016	12/08/2023	1	105,800	.CSWAP: EUR/USD 12/8/2023	(315)	0	1,182	(6,515)		(1,962)	0	(65)	0	0	981		(100/100)
CURRENCY SWAP, CSWAP: EUR/USD 12/8/2023	Hedge of Fixed Rate Foreign Denominated AFS Security	D-1	Currency	Goldman Sachs International W22LROIP21HZNB6K528	11/18/2016	12/08/2023	1	105,800	.CSWAP: EUR/USD 12/8/2023	(315)	0	1,182	(6,515)		(1,962)	0	(65)	0	0	981		(100/100)
CURRENCY SWAP, CSWAP: EUR/USD 12/8/2023	Hedge of Fixed Rate Foreign Denominated AFS Security	D-1	Currency	Goldman Sachs International W22LROIP21HZNB6K528	11/18/2016	12/08/2023	1	105,800	.CSWAP: EUR/USD 12/8/2023	(315)	0	1,182	(6,515)		(1,962)	0	(65)	0	0	981		(100/100)

E06.5

STATEMENT AS OF JUNE 30, 2020 OF THE VOYA RETIREMENT INSURANCE AND ANNUITY COMPANY

SCHEDULE DB - PART A - SECTION 1

Showing all Options, Caps, Floors, Collars, Swaps and Forwards Open as of Current Statement Date

1	2	3	4	5	6	7	8	9	10	11	12	13	14	15	16	17	18	19	20	21	22	23
Description	Description of Item(s) Hedged, Used for Income Generation or Replicated	Schedule/ Exhibit Identifier	Type(s) of Risk(s) (a)	Exchange, Counterparty or Central Clearinghouse	Trade Date	Date of Maturity or Expiration	Number of Contracts	Notional Amount	Strike Price, Rate or Index Received (Paid)	Cumulative Prior Year(s) Initial Cost of Un-discounted Premium (Received) Paid	Current Year Initial Cost of Un-discounted Premium (Received) Paid	Current Year Income	Book/ Adjusted Carrying Value	Code	Fair Value	Unrealized Valuation Increase/ (Decrease)	Total Foreign Exchange Change in B./A.C.V.	Current Year's (Amortization)/ Accretion	Adjustment to Carrying Value of Hedged Item	Potential Exposure	Credit Quality of Reference Entity	Hedge Effectiveness at Inception and at Quarter-end (b)
CURRENCY SWAP, CSWAP: EUR/USD 12/8/2023	Hedge of Fixed Rate Foreign Denominated AFS Security	D-1	Currency	Goldman Sachs International W22LROIP21HZNB66K528	11/18/2016	12/08/2023	1	15,129,400	.CSWAP: EUR/USD 12/8/2023	(45,045)	0	169,050	(931,645)		(280,619)	0	(9,295)	0	0	140,327		(100/100)
CURRENCY SWAP, CSWAP: EUR/USD 12/8/2028	Hedge of Fixed Rate Foreign Denominated AFS Security	D-1	Currency	Goldman Sachs International W22LROIP21HZNB66K528	11/18/2016	12/08/2028	1	9,098,800	.CSWAP: EUR/USD 12/8/2028	(27,090)	0	91,222	(560,290)		10,407	0	(5,590)	0	0	132,219		(100/100)
CURRENCY SWAP, CSWAP: EUR/USD 12/8/2028	Hedge of Fixed Rate Foreign Denominated AFS Security	D-1	Currency	Goldman Sachs International W22LROIP21HZNB66K528	11/18/2016	12/08/2028	1	105,800	.CSWAP: EUR/USD 12/8/2028	(315)	0	1,061	(6,515)		121	0	(65)	0	0	1,537		(100/100)
CURRENCY SWAP, CSWAP: EUR/USD 12/8/2028	Hedge of Fixed Rate Foreign Denominated AFS Security	D-1	Currency	Goldman Sachs International W22LROIP21HZNB66K528	11/18/2016	12/08/2028	1	105,800	.CSWAP: EUR/USD 12/8/2028	(315)	0	1,061	(6,515)		121	0	(65)	0	0	1,537		(100/100)
CURRENCY SWAP, CSWAP: GBP/USD 2/27/2029	Hedge of Fixed Rate Foreign Denominated AFS Security	D-1	Currency	BNP Paribas ROMUJISFPUB8MPR08K5P83	12/06/2016	02/27/2029	1	127,180	.CSWAP: GBP/USD 2/27/2029	2,495	0	795	3,620		12,517	0	8,915	0	0	1,872		(100/100)
CURRENCY SWAP, CSWAP: GBP/USD 2/27/2029	Hedge of Fixed Rate Foreign Denominated AFS Security	D-1	Currency	BNP Paribas ROMUJISFPUB8MPR08K5P83	12/06/2016	02/27/2029	1	127,180	.CSWAP: GBP/USD 2/27/2029	2,495	0	795	3,620		12,517	0	8,915	0	0	1,872		(100/100)
CURRENCY SWAP, CSWAP: GBP/USD 2/27/2029	Hedge of Fixed Rate Foreign Denominated AFS Security	D-1	Currency	BNP Paribas ROMUJISFPUB8MPR08K5P83	12/06/2016	02/27/2029	1	13,735,440	.CSWAP: GBP/USD 2/27/2029	269,460	0	85,890	390,960		1,351,873	0	962,820	0	0	202,202		(100/100)
CURRENCY SWAP, CSWAP: GBP/USD 8/16/2027	Hedge of Fixed Rate Foreign Denominated AFS Security	D-1	Currency	Wells Fargo Bank, N. A. KB1H1DSRPFMYMCFXT09	02/16/2017	08/16/2027	1	249,840	.CSWAP: GBP/USD 8/16/2027	(7,590)	0	1,756	2,720		21,588	0	17,830	0	0	3,336		(100/100)
CURRENCY SWAP, CSWAP: GBP/USD 8/16/2027	Hedge of Fixed Rate Foreign Denominated AFS Security	D-1	Currency	Wells Fargo Bank, N. A. KB1H1DSRPFMYMCFXT09	02/16/2017	08/16/2027	1	249,840	.CSWAP: GBP/USD 8/16/2027	(7,590)	0	1,756	2,720		21,588	0	17,830	0	0	3,336		(100/100)
CURRENCY SWAP, CSWAP: GBP/USD 8/16/2027	Hedge of Fixed Rate Foreign Denominated AFS Security	D-1	Currency	Wells Fargo Bank, N. A. KB1H1DSRPFMYMCFXT09	02/16/2017	08/16/2027	1	18,113,400	.CSWAP: GBP/USD 8/16/2027	(550,275)	0	127,330	197,200		1,565,140	0	1,292,675	0	0	241,858		(100/100)
CURRENCY SWAP, CSWAP: GBP/USD 8/16/2027	Hedge of Fixed Rate Foreign Denominated AFS Security	D-1	Currency	Wells Fargo Bank, N. A. KB1H1DSRPFMYMCFXT09	02/16/2017	08/16/2027	1	124,920	.CSWAP: GBP/USD 8/16/2027	(3,795)	0	878	1,360		10,794	0	8,915	0	0	1,668		(100/100)
CURRENCY SWAP, CSWAP: GBP/USD 8/5/2024	Hedge of Fixed Rate Foreign Denominated AFS Security	D-1	Currency	Citibank, N.A. 570DZIWZ7FF32TWEFA76	03/01/2017	08/05/2024	1	738,480	.CSWAP: GBP/USD 8/5/2024	(37,740)	0	5,861	(2,880)		38,552	0	53,490	0	0	7,478		(100/100)
CURRENCY SWAP, CSWAP: GBP/USD 8/5/2024	Hedge of Fixed Rate Foreign Denominated AFS Security	D-1	Currency	Citibank, N.A. 570DZIWZ7FF32TWEFA76	03/01/2017	08/05/2024	1	738,480	.CSWAP: GBP/USD 8/5/2024	(37,740)	0	5,861	(2,880)		38,552	0	53,490	0	0	7,478		(100/100)
CURRENCY SWAP, CSWAP: GBP/USD 8/5/2024	Hedge of Fixed Rate Foreign Denominated AFS Security	D-1	Currency	Citibank, N.A. 570DZIWZ7FF32TWEFA76	03/01/2017	08/05/2024	1	369,240	.CSWAP: GBP/USD 8/5/2024	(18,870)	0	2,931	(1,440)		19,276	0	26,745	0	0	3,739		(100/100)
CURRENCY SWAP, CSWAP: GBP/USD 8/5/2024	Hedge of Fixed Rate Foreign Denominated AFS Security	D-1	Currency	Citibank, N.A. 570DZIWZ7FF32TWEFA76	03/01/2017	08/05/2024	1	51,201,280	.CSWAP: GBP/USD 8/5/2024	(2,616,640)	0	406,382	(199,680)		2,672,905	0	3,708,640	0	0	518,460		(100/100)
CURRENCY SWAP, CSWAP: EUR/USD 4/18/2022	Hedge of Fixed Rate Foreign Denominated AFS Security	D-1	Currency	Citibank, N.A. 570DZIWZ7FF32TWEFA76	03/29/2017	04/18/2022	1	269,000	.CSWAP: EUR/USD 4/18/2022	1,538	0	3,174	(11,788)		(4,930)	0	(163)	0	0	1,805		(100/100)
CURRENCY SWAP, CSWAP: EUR/USD 4/18/2022	Hedge of Fixed Rate Foreign Denominated AFS Security	D-1	Currency	Citibank, N.A. 570DZIWZ7FF32TWEFA76	03/29/2017	04/18/2022	1	269,000	.CSWAP: EUR/USD 4/18/2022	1,538	0	3,174	(11,788)		(4,930)	0	(163)	0	0	1,805		(100/100)
CURRENCY SWAP, CSWAP: EUR/USD 4/18/2022	Hedge of Fixed Rate Foreign Denominated AFS Security	D-1	Currency	Citibank, N.A. 570DZIWZ7FF32TWEFA76	03/29/2017	04/18/2022	1	11,836,000	.CSWAP: EUR/USD 4/18/2022	67,650	0	139,660	(518,650)		(216,922)	0	(7,150)	0	0	79,398		(100/100)
CURRENCY SWAP, CSWAP: EUR/USD 4/18/2023	Hedge of Fixed Rate Foreign Denominated AFS Security	D-1	Currency	Citibank, N.A. 570DZIWZ7FF32TWEFA76	03/29/2017	04/18/2023	1	9,684,000	.CSWAP: EUR/USD 4/18/2023	55,350	0	113,225	(424,350)		(55,078)	0	(5,850)	0	0	81,022		(100/100)

STATEMENT AS OF JUNE 30, 2020 OF THE VOYA RETIREMENT INSURANCE AND ANNUITY COMPANY

SCHEDULE DB - PART A - SECTION 1

Showing all Options, Caps, Floors, Collars, Swaps and Forwards Open as of Current Statement Date

1	2	3	4	5	6	7	8	9	10	11	12	13	14	15	16	17	18	19	20	21	22	23
Description	Description of Item(s) Hedged, Used for Income Generation or Replicated	Schedule/ Exhibit Identifier	Type(s) of Risk(s) (a)	Exchange, Counterparty or Central Clearinghouse	Trade Date	Date of Maturity or Expiration	Number of Contracts	Notional Amount	Strike Price, Rate or Index Received (Paid)	Cumulative Prior Year(s) Initial Cost of Un-discounted Premium (Received) Paid	Current Year Initial Cost of Un-discounted Premium (Received) Paid	Current Year Income	Book/ Adjusted Carrying Value	Code	Fair Value	Unrealized Valuation Increase/ (Decrease)	Total Foreign Exchange Change in B./A.C.V.	Current Year's (Amortization)/ Accretion	Adjustment to Carrying Value of Hedged Item	Potential Exposure	Credit Quality of Reference Entity	Hedge Effectiveness at Inception and at Quarter-end (b)
CURRENCY SWAP, CSWAP: EUR/USD 4/18/2023	Hedge of Fixed Rate Foreign Denominated AFS Security	D-1	Currency	Citibank, N.A. 570DZIWZ7FF32TWEFA76	03/29/2017	04/18/2023	1	269,000	.CSWAP: EUR/USD 4/18/2023	1,538	0	3,145	(11,788)		(1,530)	0	(163)	0	0	2,251		(100/100)
CURRENCY SWAP, CSWAP: EUR/USD 4/18/2023	Hedge of Fixed Rate Foreign Denominated AFS Security	D-1	Currency	Citibank, N.A. 570DZIWZ7FF32TWEFA76	03/29/2017	04/18/2023	1	269,000	.CSWAP: EUR/USD 4/18/2023	1,538	0	3,145	(11,788)		(1,530)	0	(163)	0	0	2,251		(100/100)
CURRENCY SWAP, CSWAP: EUR/USD 4/18/2024	Hedge of Fixed Rate Foreign Denominated AFS Security	D-1	Currency	Citibank, N.A. 570DZIWZ7FF32TWEFA76	03/29/2017	04/18/2024	1	269,000	.CSWAP: EUR/USD 4/18/2024	1,538	0	3,101	(11,788)		1,277	0	(163)	0	0	2,623		(100/100)
CURRENCY SWAP, CSWAP: EUR/USD 4/18/2024	Hedge of Fixed Rate Foreign Denominated AFS Security	D-1	Currency	Citibank, N.A. 570DZIWZ7FF32TWEFA76	03/29/2017	04/18/2024	1	7,532,000	.CSWAP: EUR/USD 4/18/2024	43,050	0	86,822	(330,050)		35,764	0	(4,550)	0	0	73,439		(100/100)
CURRENCY SWAP, CSWAP: EUR/USD 4/18/2023	Hedge of Fixed Rate Foreign Denominated AFS Security	D-1	Currency	Citibank, N.A. 570DZIWZ7FF32TWEFA76	03/29/2017	04/18/2023	1	322,800	.CSWAP: EUR/USD 4/18/2023	1,845	0	3,774	(14,145)		(1,836)	0	(195)	0	0	2,701		(100/100)
CURRENCY SWAP, CSWAP: EUR/USD 4/18/2023	Hedge of Fixed Rate Foreign Denominated AFS Security	D-1	Currency	Citibank, N.A. 570DZIWZ7FF32TWEFA76	03/29/2017	04/18/2023	1	484,200	.CSWAP: EUR/USD 4/18/2023	2,768	0	5,661	(21,218)		(2,754)	0	(293)	0	0	4,051		(100/100)
CURRENCY SWAP, CSWAP: EUR/USD 4/18/2023	Hedge of Fixed Rate Foreign Denominated AFS Security	D-1	Currency	Citibank, N.A. 570DZIWZ7FF32TWEFA76	03/29/2017	04/18/2023	1	11,836,000	.CSWAP: EUR/USD 4/18/2023	67,650	0	138,386	(518,650)		(67,318)	0	(7,150)	0	0	99,027		(100/100)
CURRENCY SWAP, CSWAP: EUR/USD 9/13/2027	Hedge of Fixed Rate Foreign Denominated AFS Security	D-1	Currency	Citibank, N.A. 570DZIWZ7FF32TWEFA76	06/08/2017	09/13/2027	1	112,220	.CSWAP: EUR/USD 9/13/2027	(6,945)	0	1,161	(95)		6,901	0	(65)	0	0	1,506		(100/100)
CURRENCY SWAP, CSWAP: EUR/USD 9/13/2027	Hedge of Fixed Rate Foreign Denominated AFS Security	D-1	Currency	Citibank, N.A. 570DZIWZ7FF32TWEFA76	06/08/2017	09/13/2027	1	34,900,420	.CSWAP: EUR/USD 9/13/2027	(2,159,895)	0	361,052	(29,545)		2,146,281	0	(20,215)	0	0	468,505		(100/100)
CURRENCY SWAP, CSWAP: EUR/USD 9/13/2027	Hedge of Fixed Rate Foreign Denominated AFS Security	D-1	Currency	Citibank, N.A. 570DZIWZ7FF32TWEFA76	06/08/2017	09/13/2027	1	448,880	.CSWAP: EUR/USD 9/13/2027	(27,780)	0	4,644	(380)		27,605	0	(260)	0	0	6,026		(100/100)
CURRENCY SWAP, CSWAP: EUR/USD 9/13/2027	Hedge of Fixed Rate Foreign Denominated AFS Security	D-1	Currency	Citibank, N.A. 570DZIWZ7FF32TWEFA76	06/08/2017	09/13/2027	1	448,880	.CSWAP: EUR/USD 9/13/2027	(27,780)	0	4,644	(380)		27,605	0	(260)	0	0	6,026		(100/100)
CURRENCY SWAP, CSWAP: AUD/USD 7/26/2027	Hedge of Fixed Rate Foreign Denominated AFS Security	D-1	Currency	Citibank, N.A. 570DZIWZ7FF32TWEFA76	06/21/2017	07/26/2027	1	302,080	.CSWAP: AUD/USD 7/26/2027	(14,940)	0	(382)	26,680		25,467	0	5,780	0	0	4,017		(100/100)
CURRENCY SWAP, CSWAP: AUD/USD 7/26/2027	Hedge of Fixed Rate Foreign Denominated AFS Security	D-1	Currency	Citibank, N.A. 570DZIWZ7FF32TWEFA76	06/21/2017	07/26/2027	1	21,372,160	.CSWAP: AUD/USD 7/26/2027	(1,057,005)	0	(27,016)	1,887,610		1,801,809	0	408,935	0	0	284,217		(100/100)
CURRENCY SWAP, CSWAP: AUD/USD 7/26/2027	Hedge of Fixed Rate Foreign Denominated AFS Security	D-1	Currency	Citibank, N.A. 570DZIWZ7FF32TWEFA76	06/21/2017	07/26/2027	1	151,040	.CSWAP: AUD/USD 7/26/2027	(7,470)	0	(191)	13,340		12,734	0	2,890	0	0	2,009		(100/100)
CURRENCY SWAP, CSWAP: AUD/USD 7/26/2027	Hedge of Fixed Rate Foreign Denominated AFS Security	D-1	Currency	Citibank, N.A. 570DZIWZ7FF32TWEFA76	06/21/2017	07/26/2027	1	151,040	.CSWAP: AUD/USD 7/26/2027	(7,470)	0	(191)	13,340		12,734	0	2,890	0	0	2,009		(100/100)
CURRENCY SWAP, CSWAP: EUR/USD 7/19/2024	Hedge of Fixed Rate Foreign Denominated AFS Security	D-1	Currency	Citibank, N.A. 570DZIWZ7FF32TWEFA76	06/29/2017	07/19/2024	1	457,200	.CSWAP: EUR/USD 7/19/2024	(3,540)	0	4,859	7,940		29,496	0	(260)	0	0	4,603		(100/100)
CURRENCY SWAP, CSWAP: EUR/USD 7/19/2024	Hedge of Fixed Rate Foreign Denominated AFS Security	D-1	Currency	Citibank, N.A. 570DZIWZ7FF32TWEFA76	06/29/2017	07/19/2024	1	228,600	.CSWAP: EUR/USD 7/19/2024	(1,770)	0	2,429	3,970		14,748	0	(130)	0	0	2,302		(100/100)
CURRENCY SWAP, CSWAP: EUR/USD 7/19/2024	Hedge of Fixed Rate Foreign Denominated AFS Security	D-1	Currency	Citibank, N.A. 570DZIWZ7FF32TWEFA76	06/29/2017	07/19/2024	1	114,300	.CSWAP: EUR/USD 7/19/2024	(885)	0	1,215	1,985		7,374	0	(65)	0	0	1,151		(100/100)
CURRENCY SWAP, CSWAP: EUR/USD 7/19/2024	Hedge of Fixed Rate Foreign Denominated AFS Security	D-1	Currency	Citibank, N.A. 570DZIWZ7FF32TWEFA76	06/29/2017	07/19/2024	1	34,061,400	.CSWAP: EUR/USD 7/19/2024	(263,730)	0	361,968	591,530		2,197,434	0	(19,370)	0	0	342,939		(100/100)

STATEMENT AS OF JUNE 30, 2020 OF THE VOYA RETIREMENT INSURANCE AND ANNUITY COMPANY

SCHEDULE DB - PART A - SECTION 1

Showing all Options, Caps, Floors, Collars, Swaps and Forwards Open as of Current Statement Date

1	2	3	4	5	6	7	8	9	10	11	12	13	14	15	16	17	18	19	20	21	22	23
Description	Description of Item(s) Hedged, Used for Income Generation or Replicated	Schedule/ Exhibit Identifier	Type(s) of Risk(s) (a)	Exchange, Counterparty or Central Clearinghouse	Trade Date	Date of Maturity or Expiration	Number of Contracts	Notional Amount	Strike Price, Rate or Index Received (Paid)	Cumulative Prior Year(s) Initial Cost of Un-discounted Premium (Received) Paid	Current Year Initial Cost of Un-discounted Premium (Received) Paid	Current Year Income	Book/ Adjusted Carrying Value	Code	Fair Value	Unrealized Valuation Increase/ (Decrease)	Total Foreign Exchange Change in B./A.C.V.	Current Year's (Amortization)/ Accretion	Adjustment to Carrying Value of Hedged Item	Potential Exposure	Credit Quality of Reference Entity	Hedge Effectiveness at Inception and at Quarter-end (b)
CURRENCY SWAP, CSWAP: GBP/USD 8/17/2027	Hedge of Fixed Rate Foreign Denominated AFS Security	D-1	Currency	Barclays Bank, PLC	07/27/2017	08/17/2027	1	393,750	.CSWAP: GBP/USD 8/17/2027	7,110	0	2,854	23,070		54,086	0	26,745	0	0	5,259		(100/100)
CURRENCY SWAP, CSWAP: GBP/USD 8/17/2027	Hedge of Fixed Rate Foreign Denominated AFS Security	D-1	Currency	Barclays Bank, PLC	07/27/2017	08/17/2027	1	262,500	.CSWAP: GBP/USD 8/17/2027	4,740	0	1,903	15,380		36,057	0	17,830	0	0	3,506		(100/100)
CURRENCY SWAP, CSWAP: GBP/USD 8/17/2027	Hedge of Fixed Rate Foreign Denominated AFS Security	D-1	Currency	Barclays Bank, PLC	07/27/2017	08/17/2027	1	262,500	.CSWAP: GBP/USD 8/17/2027	4,740	0	1,903	15,380		36,057	0	17,830	0	0	3,506		(100/100)
CURRENCY SWAP, CSWAP: GBP/USD 8/17/2027	Hedge of Fixed Rate Foreign Denominated AFS Security	D-1	Currency	Barclays Bank, PLC	07/27/2017	08/17/2027	1	31,237,500	.CSWAP: GBP/USD 8/17/2027	564,060	0	226,450	1,830,220		4,290,808	0	2,121,770	0	0	417,177		(100/100)
CURRENCY SWAP, CSWAP: GBP/USD 10/31/2027	Hedge of Fixed Rate Foreign Denominated AFS Security	D-1	Currency	Wells Fargo Bank, N. A.	10/04/2017	10/31/2027	1	132,800	.CSWAP: GBP/USD 10/31/2027	5	0	854	9,240		18,380	0	8,915	0	0	1,799		(100/100)
CURRENCY SWAP, CSWAP: GBP/USD 10/31/2027	Hedge of Fixed Rate Foreign Denominated AFS Security	D-1	Currency	Wells Fargo Bank, N. A.	10/04/2017	10/31/2027	1	132,800	.CSWAP: GBP/USD 10/31/2027	5	0	854	9,240		18,380	0	8,915	0	0	1,799		(100/100)
CURRENCY SWAP, CSWAP: GBP/USD 10/31/2027	Hedge of Fixed Rate Foreign Denominated AFS Security	D-1	Currency	Wells Fargo Bank, N. A.	10/04/2017	10/31/2027	1	265,600	.CSWAP: GBP/USD 10/31/2027	10	0	1,708	18,480		36,759	0	17,830	0	0	3,598		(100/100)
CURRENCY SWAP, CSWAP: GBP/USD 10/31/2027	Hedge of Fixed Rate Foreign Denominated AFS Security	D-1	Currency	Wells Fargo Bank, N. A.	10/04/2017	10/31/2027	1	265,600	.CSWAP: GBP/USD 10/31/2027	10	0	1,708	18,480		36,759	0	17,830	0	0	3,598		(100/100)
CURRENCY SWAP, CSWAP: GBP/USD 10/31/2027	Hedge of Fixed Rate Foreign Denominated AFS Security	D-1	Currency	Wells Fargo Bank, N. A.	10/04/2017	10/31/2027	1	29,747,200	.CSWAP: GBP/USD 10/31/2027	1,120	0	191,263	2,069,760		4,117,052	0	1,996,960	0	0	402,955		(100/100)
CURRENCY SWAP, CSWAP: GBP/USD 10/31/2029	Hedge of Fixed Rate Foreign Denominated AFS Security	D-1	Currency	Citibank, N.A.	10/04/2017	10/31/2029	1	265,600	.CSWAP: GBP/USD 10/31/2029	10	0	1,737	18,480		40,082	0	17,830	0	0	4,059		(100/100)
CURRENCY SWAP, CSWAP: GBP/USD 10/31/2029	Hedge of Fixed Rate Foreign Denominated AFS Security	D-1	Currency	Citibank, N.A.	10/04/2017	10/31/2029	1	398,400	.CSWAP: GBP/USD 10/31/2029	15	0	2,606	27,720		60,123	0	26,745	0	0	6,089		(100/100)
CURRENCY SWAP, CSWAP: GBP/USD 10/31/2029	Hedge of Fixed Rate Foreign Denominated AFS Security	D-1	Currency	Citibank, N.A.	10/04/2017	10/31/2029	1	398,400	.CSWAP: GBP/USD 10/31/2029	15	0	2,606	27,720		60,123	0	26,745	0	0	6,089		(100/100)
CURRENCY SWAP, CSWAP: GBP/USD 10/31/2029	Hedge of Fixed Rate Foreign Denominated AFS Security	D-1	Currency	Citibank, N.A.	10/04/2017	10/31/2029	1	265,600	.CSWAP: GBP/USD 10/31/2029	10	0	1,737	18,480		40,082	0	17,830	0	0	4,059		(100/100)
CURRENCY SWAP, CSWAP: GBP/USD 10/31/2029	Hedge of Fixed Rate Foreign Denominated AFS Security	D-1	Currency	Citibank, N.A.	10/04/2017	10/31/2029	1	30,544,000	.CSWAP: GBP/USD 10/31/2029	1,150	0	199,800	2,125,200		4,609,431	0	2,050,450	0	0	466,796		(100/100)
CURRENCY SWAP, CSWAP: EUR/USD 10/30/2024	Hedge of Fixed Rate Foreign Denominated AFS Security	D-1	Currency	Wells Fargo Bank, N. A.	10/18/2017	10/30/2024	1	117,770	.CSWAP: EUR/USD 10/30/2024	1,495	0	1,399	5,455		12,601	0	(65)	0	0	1,226		(100/100)
CURRENCY SWAP, CSWAP: EUR/USD 10/30/2024	Hedge of Fixed Rate Foreign Denominated AFS Security	D-1	Currency	Wells Fargo Bank, N. A.	10/18/2017	10/30/2024	1	19,785,360	.CSWAP: EUR/USD 10/30/2024	251,160	0	235,020	916,440		2,117,038	0	(10,920)	0	0	206,019		(100/100)
CURRENCY SWAP, CSWAP: EUR/USD 10/30/2024	Hedge of Fixed Rate Foreign Denominated AFS Security	D-1	Currency	Wells Fargo Bank, N. A.	10/18/2017	10/30/2024	1	353,310	.CSWAP: EUR/USD 10/30/2024	4,485	0	4,197	16,365		37,804	0	(195)	0	0	3,679		(100/100)
CURRENCY SWAP, CSWAP: EUR/USD 10/30/2024	Hedge of Fixed Rate Foreign Denominated AFS Security	D-1	Currency	Wells Fargo Bank, N. A.	10/18/2017	10/30/2024	1	117,770	.CSWAP: EUR/USD 10/30/2024	1,495	0	1,399	5,455		12,601	0	(65)	0	0	1,226		(100/100)
CURRENCY SWAP, CSWAP: AUD/USD 15-MAR-2028	Hedge of Fixed Rate Foreign Denominated AFS Security	D-1	Currency	Citibank, N.A.	10/31/2017	03/15/2028	1	100,000	.CSWAP: AUD/USD 15-MAR-2028	(2,190)	0	144	9,965		10,752	0	1,890	0	0	1,389		(100/100)

STATEMENT AS OF JUNE 30, 2020 OF THE VOYA RETIREMENT INSURANCE AND ANNUITY COMPANY

SCHEDULE DB - PART A - SECTION 1

Showing all Options, Caps, Floors, Collars, Swaps and Forwards Open as of Current Statement Date

1	2	3	4	5	6	7	8	9	10	11	12	13	14	15	16	17	18	19	20	21	22	23
Description	Description of Item(s) Hedged, Used for Income Generation or Replicated	Schedule/ Exhibit Identifier	Type(s) of Risk(s) (a)	Exchange, Counterparty or Central Clearinghouse	Trade Date	Date of Maturity or Expiration	Number of Contracts	Notional Amount	Strike Price, Rate or Index Received (Paid)	Cumulative Prior Year(s) Initial Cost of Un-discounted Premium (Received) Paid	Current Year Initial Cost of Un-discounted Premium (Received) Paid	Current Year Income	Book/ Adjusted Carrying Value	Code	Fair Value	Unrealized Valuation Increase/ (Decrease)	Total Foreign Exchange Change in B./A.C.V.	Current Year's (Amortization)/ Accretion	Adjustment to Carrying Value of Hedged Item	Potential Exposure	Credit Quality of Reference Entity	Hedge Effectiveness at Inception and at Quarter-end (b)
CURRENCY SWAP, CSWAP: AUD/USD 15-MAR-2028	Hedge of Fixed Rate Foreign Denominated AFS Security	D-1	Currency	Citibank, N.A. 570DZIWZ7FF32TWEFA76	10/31/2017	03/15/2028	1	14,000,000	.CSWAP: AUD/USD 15-MAR-2028	(306,630)	0	20,115	1,395,080		1,505,207	0	264,548	0	0	194,398		(100/100)
CURRENCY SWAP, CSWAP: AUD/USD 15-MAR-2028	Hedge of Fixed Rate Foreign Denominated AFS Security	D-1	Currency	Citibank, N.A. 570DZIWZ7FF32TWEFA76	10/31/2017	03/15/2028	1	200,000	.CSWAP: AUD/USD 15-MAR-2028	(4,380)	0	287	19,930		21,503	0	3,779	0	0	2,777		(100/100)
CURRENCY SWAP, CSWAP: GBP/USD 14-MAR-2030	Hedge of Fixed Rate Foreign Denominated AFS Security	D-1	Currency	Citibank, N.A. 570DZIWZ7FF32TWEFA76	01/25/2018	03/14/2030	1	12,879,000	.CSWAP: GBP/USD 14-MAR-2030	328,050	0	123,921	1,758,600		3,436,959	0	802,350	0	0	200,656		(100/100)
CURRENCY SWAP, CSWAP: GBP/USD 14-MAR-2030	Hedge of Fixed Rate Foreign Denominated AFS Security	D-1	Currency	Citibank, N.A. 570DZIWZ7FF32TWEFA76	01/25/2018	03/14/2030	1	572,400	.CSWAP: GBP/USD 14-MAR-2030	14,580	0	5,508	78,160		152,754	0	35,660	0	0	8,918		(100/100)
CURRENCY SWAP, CSWAP: GBP/USD 14-MAR-2027	Hedge of Fixed Rate Foreign Denominated AFS Security	D-1	Currency	Citibank, N.A. 570DZIWZ7FF32TWEFA76	01/25/2018	03/14/2027	1	142,920	.CSWAP: GBP/USD 14-MAR-2027	3,465	0	1,327	19,360		33,064	0	8,915	0	0	1,851		(100/100)
CURRENCY SWAP, CSWAP: GBP/USD 14-MAR-2027	Hedge of Fixed Rate Foreign Denominated AFS Security	D-1	Currency	Citibank, N.A. 570DZIWZ7FF32TWEFA76	01/25/2018	03/14/2027	1	8,003,520	.CSWAP: GBP/USD 14-MAR-2027	194,040	0	74,334	1,084,160		1,851,571	0	499,240	0	0	103,636		(100/100)
CURRENCY SWAP, CSWAP: GBP/USD 14-MAR-2027	Hedge of Fixed Rate Foreign Denominated AFS Security	D-1	Currency	Citibank, N.A. 570DZIWZ7FF32TWEFA76	01/25/2018	03/14/2027	1	142,920	.CSWAP: GBP/USD 14-MAR-2027	3,465	0	1,327	19,360		33,064	0	8,915	0	0	1,851		(100/100)
CURRENCY SWAP, CSWAP: EUR/USD 29-JUN-2030	Hedge of Fixed Rate Foreign Denominated AFS Security	D-1	Currency	Citibank, N.A. 570DZIWZ7FF32TWEFA76	06/14/2018	06/29/2030	1	467,440	.CSWAP: EUR/USD 29-JUN-2030	4,320	0	6,172	18,180		81,751	0	(260)	0	0	7,392		(100/100)
CURRENCY SWAP, CSWAP: EUR/USD 29-JUN-2030	Hedge of Fixed Rate Foreign Denominated AFS Security	D-1	Currency	Citibank, N.A. 570DZIWZ7FF32TWEFA76	06/14/2018	06/29/2030	1	14,724,360	.CSWAP: EUR/USD 29-JUN-2030	136,080	0	194,410	572,670		2,575,160	0	(8,190)	0	0	232,844		(100/100)
CURRENCY SWAP, CSWAP: EUR/USD 29-JUN-2030	Hedge of Fixed Rate Foreign Denominated AFS Security	D-1	Currency	Citibank, N.A. 570DZIWZ7FF32TWEFA76	06/14/2018	06/29/2030	1	116,860	.CSWAP: EUR/USD 29-JUN-2030	1,080	0	1,543	4,545		20,438	0	(65)	0	0	1,848		(100/100)
CURRENCY SWAP, CSWAP: GBP/USD 29-NOV-2028	Hedge of Fixed Rate Foreign Denominated AFS Security	D-1	Currency	Goldman Sachs International W22LROIWP21HZNB6K528	10/31/2018	11/29/2028	1	893,900	.CSWAP: GBP/USD 29-NOV-2028	(525)	0	8,575	28,980		137,906	0	62,405	0	0	12,971		(100/100)
CURRENCY SWAP, CSWAP: GBP/USD 29-NOV-2028	Hedge of Fixed Rate Foreign Denominated AFS Security	D-1	Currency	Goldman Sachs International W22LROIWP21HZNB6K528	10/31/2018	11/29/2028	1	34,095,900	.CSWAP: GBP/USD 29-NOV-2028	(20,025)	0	327,060	1,105,380		5,260,138	0	2,380,305	0	0	494,741		(100/100)
CURRENCY SWAP, CSWAP: GBP/USD 29-NOV-2028	Hedge of Fixed Rate Foreign Denominated AFS Security	D-1	Currency	Goldman Sachs International W22LROIWP21HZNB6K528	10/31/2018	11/29/2028	1	638,500	.CSWAP: GBP/USD 29-NOV-2028	(375)	0	6,125	20,700		98,504	0	44,575	0	0	9,265		(100/100)
CURRENCY SWAP, CSWAP: EUR/USD 27-MAR-2028	Hedge of Fixed Rate Foreign Denominated AFS Security	D-1	Currency	Societe Generale 02RNE81BXP4R0TD8PU41	03/11/2019	03/27/2028	1	27,855,360	.CSWAP: EUR/USD 27-MAR-2028	(49,600)	0	378,575	1,240		3,154,884	0	(16,120)	0	0	387,610		(100/100)
CURRENCY SWAP, CSWAP: EUR/USD 27-MAR-2028	Hedge of Fixed Rate Foreign Denominated AFS Security	D-1	Currency	Societe Generale 02RNE81BXP4R0TD8PU41	03/11/2019	03/27/2028	1	336,960	.CSWAP: EUR/USD 27-MAR-2028	(600)	0	4,580	15		38,164	0	(195)	0	0	4,689		(100/100)
CURRENCY SWAP, CSWAP: EUR/USD 27-MAR-2028	Hedge of Fixed Rate Foreign Denominated AFS Security	D-1	Currency	Societe Generale 02RNE81BXP4R0TD8PU41	03/11/2019	03/27/2028	1	224,640	.CSWAP: EUR/USD 27-MAR-2028	(400)	0	3,053	10		25,443	0	(130)	0	0	3,126		(100/100)
CURRENCY SWAP, CSWAP: GBP/USD 17-SEP-2031	Hedge of Fixed Rate Foreign Denominated AFS Security	D-1	Currency	INVESTMENT BANK CREDIT AGRICOLE CORPORATE & 1VUV7VQF0UQ0S.J21A208	07/17/2019	09/17/2031	1	124,290	.CSWAP: GBP/USD 17-SEP-2031	(545)	0	861	730		9,850	0	8,915	0	0	2,082		(100/100)
CURRENCY SWAP, CSWAP: GBP/USD 17-SEP-2031	Hedge of Fixed Rate Foreign Denominated AFS Security	D-1	Currency	INVESTMENT BANK CREDIT AGRICOLE CORPORATE & 1VUV7VQF0UQ0S.J21A208	07/17/2019	09/17/2031	1	4,101,570	.CSWAP: GBP/USD 17-SEP-2031	(17,985)	0	28,403	24,090		325,046	0	294,195	0	0	68,700		(100/100)
CURRENCY SWAP, CSWAP: EUR/USD 20-JUN-2026	Hedge of Fixed Rate Foreign Denominated AFS Security	D-1	Currency	Citibank, N.A. 570DZIWZ7FF32TWEFA76	02/06/2020	06/20/2026	1	109,700	.CSWAP: EUR/USD 20-JUN-2026	0	460	546	(2,615)		3,083	0	(3,075)	0	0	1,341		(100/100)

STATEMENT AS OF JUNE 30, 2020 OF THE VOYA RETIREMENT INSURANCE AND ANNUITY COMPANY

SCHEDULE DB - PART A - SECTION 1

Showing all Options, Caps, Floors, Collars, Swaps and Forwards Open as of Current Statement Date

1	2	3	4	5	6	7	8	9	10	11	12	13	14	15	16	17	18	19	20	21	22	23	
Description	Description of Item(s) Hedged, Used for Income Generation or Replicated	Schedule/ Exhibit Identifier	Type(s) of Risk(s) (a)	Exchange, Counterparty or Central Clearinghouse	Trade Date	Date of Maturity or Expiration	Number of Contracts	Notional Amount	Strike Price, Rate or Index Received (Paid)	Cumulative Prior Year(s) Initial Cost of Un-discounted Premium (Received) Paid	Current Year Initial Cost of Un-discounted Premium (Received) Paid	Current Year Income	Book/ Adjusted Carrying Value	Code	Fair Value	Unrealized Valuation Increase/ (Decrease)	Total Foreign Exchange Change in B./A.C.V.	Current Year's (Amortization)/ Accretion	Adjustment to Carrying Value of Hedged Item	Potential Exposure	Credit Quality of Reference Entity	Hedge Effectiveness at Inception and at Quarter-end (b)	
CURRENCY SWAP, CSWAP: EUR/USD 20-JUN-2026	Hedge of Fixed Rate Foreign Denominated AFS Security	D-1	Currency	Citibank, N.A. 570DZVZ7FF32TWEFA76	02/06/2020	06/20/2026	1	14,590,100	CSWAP: EUR/USD 20-JUN-2026	0	61,180	72,681	(347,795)		410,092	0	(408,975)	0	0	178,324			(100/100)
1019999999. Subtotal - Swaps - Hedging Effective Excluding Variable Annuity Guarantees Under SSAP No.108 - Foreign Exchange										(4,592,595)	61,640	5,330,699	11,558,666	XXX	51,514,968	0	24,294,058	0	0	8,415,005	XXX	XXX	
1049999999. Subtotal - Swaps - Hedging Effective Excluding Variable Annuity Guarantees Under SSAP No.108										(4,592,595)	61,640	(9,383,623)	11,558,666	XXX	(233,100,412)	0	24,294,058	0	0	37,258,840	XXX	XXX	
1109999999. Subtotal - Swaps - Hedging Effective Variable Annuity Guarantees Under SSAP No.108										0	0	0	0	XXX	0	0	0	0	0	0	XXX	XXX	
CL INTEREST RATE SWAP, REC FIXED, PAY 3ML	Cash flow hedge mortgage derivative Products	D-1	INTEREST RISK	CME Group Inc./Morgan Stanley & Co. LLC LCZ7XYGSLJUHFXNXND88	07/07/2010	07/09/2020	1	57,000,000	...REC SWP: USD 3.017500 07/09/2020 [PAY 3ML]	0	0	389,021	21,490		21,490	(336,399)	0	0	0	44,753		0002	
CL INTEREST RATE SWAP, REC FIXED, PAY 3ML	Cash flow hedge mortgage derivative Products	D-1	INTEREST RISK	CME Group Inc./Morgan Stanley & Co. LLC LCZ7XYGSLJUHFXNXND88	07/07/2010	07/09/2020	1	15,000,000	...REC SWP: USD 3.017500 07/09/2020 [PAY 3ML]	0	0	102,374	5,655		5,655	(88,525)	0	0	0	11,777		0002	
CL INTEREST RATE SWAP, REC FIXED, PAY 3ML	Retirement- Low Rate Hedge	Exhibit 5	INTEREST RISK	CME Group Inc./Morgan Stanley & Co. LLC LCZ7XYGSLJUHFXNXND88	09/12/2013	09/16/2033	1	348,000,000	...REC SWP: USD 3.695000 9/16/2033 [PAY 3ML]	0	0	4,025,930	132,085,491		132,085,491	59,380,235	0	0	0	6,326,980		0001	
CL INTEREST RATE SWAP, REC FIXED, PAY 3ML	Retirement- Low Rate Hedge	Exhibit 5	INTEREST RISK	CME Group Inc./Goldman Sachs and Co. LCZ7XYGSLJUHFXNXND88	12/16/2013	12/18/2023	1	517,000,000	...REC SWP: USD 2.932500 12/18/2023 [PAY 3ML]	0	0	4,139,631	48,155,621		48,155,621	23,636,045	0	0	0	4,814,276		0001	
CL INTEREST RATE SWAP, REC FIXED, PAY 1ML	Cash flow hedge mortgage derivative Products	D-1	INTEREST RISK	CME Group Inc./Morgan Stanley & Co. LLC LCZ7XYGSLJUHFXNXND88	01/24/2014	01/28/2024	1	62,000,000	...REC SWP: USD 2.902000 1/28/2024 [PAY 1ML]	0	0	516,923	5,880,529		5,880,529	2,932,791	0	0	0	586,615		0002	
CL INTEREST RATE SWAP, REC FIXED, PAY 1ML	Cash flow hedge mortgage derivative Products	D-1	INTEREST RISK	CME Group Inc./Morgan Stanley & Co. LLC LCZ7XYGSLJUHFXNXND88	01/24/2014	01/28/2039	1	2,000,000	...REC SWP: USD 3.560000 1/28/2039 [PAY 1ML]	0	0	22,362	995,075		995,075	475,982	0	0	0	43,118		0002	
CL INTEREST RATE SWAP, REC FIXED, PAY 3ML	Retirement- Low Rate Hedge	Exhibit 5	INTEREST RISK	CME Group Inc./Morgan Stanley & Co. LLC LCZ7XYGSLJUHFXNXND88	04/03/2014	04/07/2034	1	46,000,000	...REC SWP: USD 3.511000 4/7/2034 [PAY 3ML]	0	0	382,809	16,935,332		16,935,332	8,110,771	0	0	0	853,733		0001	
CL INTEREST RATE SWAP, REC FIXED, PAY 3ML	Retirement- Low Rate Hedge	Exhibit 5	INTEREST RISK	CME Group Inc./Morgan Stanley & Co. LLC LCZ7XYGSLJUHFXNXND88	04/10/2014	04/14/2034	1	46,000,000	...REC SWP: USD 3.381000 4/14/2034 [PAY 3ML]	0	0	362,261	16,131,310		16,131,310	8,060,539	0	0	0	854,327		0001	
CL INTEREST RATE SWAP, REC FIXED, PAY 1ML	Cash flow hedge mortgage derivative Products	D-1	INTEREST RISK	CME Group Inc./Morgan Stanley & Co. LLC LCZ7XYGSLJUHFXNXND88	07/29/2014	07/31/2024	1	65,000,000	...REC SWP: USD 2.523750 7/31/2024 [PAY 1ML]	0	0	448,415	6,237,112		6,237,112	3,615,258	0	0	0	657,085		0002	
CL INTEREST RATE SWAP, REC FIXED, PAY 1ML	Cash flow hedge mortgage derivative Products	D-1	INTEREST RISK	CME Group Inc./Morgan Stanley & Co. LLC LCZ7XYGSLJUHFXNXND88	11/24/2014	11/26/2029	1	51,000,000	...REC SWP: USD 2.655000 11/26/2029 [PAY 1ML]	0	0	382,327	10,209,452		10,209,452	6,192,022	0	0	0	782,385		0002	
CL INTEREST RATE SWAP, REC FIXED, PAY 1ML	Cash flow hedge mortgage derivative Products	D-1	INTEREST RISK	CME Group Inc./Morgan Stanley & Co. LLC LCZ7XYGSLJUHFXNXND88	11/24/2014	11/26/2024	1	3,000,000	...REC SWP: USD 2.336500 11/26/2024 [PAY 1ML]	0	0	18,393	283,228		283,228	182,111	0	0	0	31,503		0002	
CL INTEREST RATE SWAP, REC FIXED, PAY 1ML	Cash flow hedge mortgage derivative Products	D-1	INTEREST RISK	CME Group Inc./Morgan Stanley & Co. LLC LCZ7XYGSLJUHFXNXND88	11/24/2014	11/26/2024	1	77,000,000	...REC SWP: USD 2.336500 11/26/2024 [PAY 1ML]	0	0	472,086	7,269,523		7,269,523	4,674,171	0	0	0	808,588		0002	
CL INTEREST RATE SWAP, REC FIXED, PAY 3ML	Retirement- Low Rate Hedge	Exhibit 5	INTEREST RISK	CME Group Inc./Morgan Stanley & Co. LLC LCZ7XYGSLJUHFXNXND88	03/09/2015	03/11/2035	1	27,000,000	...REC SWP: USD 2.620100 3/11/2035 [PAY 3ML]	0	0	183,104	7,048,691		7,048,691	4,850,773	0	0	0	517,670		0001	

E06.10

STATEMENT AS OF JUNE 30, 2020 OF THE VOYA RETIREMENT INSURANCE AND ANNUITY COMPANY

SCHEDULE DB - PART A - SECTION 1

Showing all Options, Caps, Floors, Collars, Swaps and Forwards Open as of Current Statement Date

1	2	3	4	5	6	7	8	9	10	11	12	13	14	15	16	17	18	19	20	21	22	23
Description	Description of Item(s) Hedged, Used for Income Generation or Replicated	Schedule/ Exhibit Identifier	Type(s) of Risk(s) (a)	Exchange, Counterparty or Central Clearinghouse	Trade Date	Date of Maturity or Expiration	Number of Contracts	Notional Amount	Strike Price, Rate or Index Received (Paid)	Cumulative Prior Year(s) Initial Cost of Un-discounted Premium (Received) Paid	Current Year Initial Cost of Un-discounted Premium (Received) Paid	Current Year Income	Book/ Adjusted Carrying Value	Code	Fair Value	Unrealized Valuation Increase/ (Decrease)	Total Foreign Exchange Change in B./A.C.V.	Current Year's (Amortization)/ Accretion	Adjustment to Carrying Value of Hedged Item	Potential Exposure	Credit Quality of Reference Entity	Hedge Effectiveness at Inception and at Quarter-end (b)
CL INTEREST RATE SWAP, REC 3ML, PAY FIXED	Cash flow hedge mortgage derivative Products	D-1	INTEREST RISK	OME Group Inc./Morgan Stanley & Co. LLC LCZ7XYGSLJUHFXNXVD88	06/19/2015	06/23/2032	1	158,000,000	...REC 3ML [PAY FSWP: USD 2.968000 6/23/2032]	0	0	(1,069,030)	(41,842,547)		(41,842,547)	(23,944,298)	0	0	0	2,735,390	0002	
CL INTEREST RATE SWAP, REC FIXED, PAY 1ML	Cash flow hedge mortgage derivative Products	D-1	INTEREST RISK	OME Group Inc./Morgan Stanley & Co. LLC LCZ7XYGSLJUHFXNXVD88	07/29/2015	07/25/2022	1	400,000	...REC SNIP: USD 1.930000 7/25/2022 [PAY 1ML]	0	0	1,687	14,881		14,881	11,196	0	0	0	2,876	0002	
CL INTEREST RATE SWAP, REC FIXED, PAY 1ML	Cash flow hedge mortgage derivative Products	D-1	INTEREST RISK	OME Group Inc./Morgan Stanley & Co. LLC LCZ7XYGSLJUHFXNXVD88	07/29/2015	07/25/2022	1	51,100,000	...REC SNIP: USD 1.930000 7/25/2022 [PAY 1ML]	0	0	215,496	1,901,020		1,901,020	1,430,343	0	0	0	367,467	0002	
CL INTEREST RATE SWAP, REC 1ML, PAY FIXED	Cash flow hedge mortgage derivative Products	D-1	INTEREST RISK	LCH. Clearnet LLC/Morgan Stanley & Co. LLC WAM6YERMS70XFZUJ0Y219	03/11/2016	03/15/2023	1	4,000,000	...REC 1ML [PAY SNIP: USD 1.487000 3/15/2023]	0	0	(9,582)	(147,109)		(147,109)	(157,214)	0	0	0	32,905	0002	
CL INTEREST RATE SWAP, REC 1ML, PAY FIXED	Cash flow hedge mortgage derivative Products	D-1	INTEREST RISK	LCH. Clearnet LLC/Morgan Stanley & Co. LLC WAM6YERMS70XFZUJ0Y219	03/11/2016	03/15/2021	1	5,000,000	...REC 1ML [PAY SNIP: USD 1.273000 3/15/2021]	0	0	(6,789)	(38,955)		(38,955)	(59,083)	0	0	0	21,019	0002	
CL INTEREST RATE SWAP, REC 3ML, PAY FIXED	Stable Value Products	Exhibit 5	INTEREST RISK	LCH. Clearnet LLC/Morgan Stanley & Co. LLC WAM6YERMS70XFZUJ0Y219	04/11/2016	04/13/2031	1	150,000,000	...REC 3ML [PAY SNIP: USD 1.885000 4/13/2031]	0	0	(155,841)	(19,347,802)		(19,347,802)	(20,073,940)	0	0	0	2,463,813	0001	
CL INTEREST RATE SWAP, REC 3ML, PAY FIXED	Retirement- Low Rate Hedge	Exhibit 5	INTEREST RISK	LCH. Clearnet LLC/Morgan Stanley & Co. LLC WAM6YERMS70XFZUJ0Y219	08/16/2016	08/17/2023	1	200,000,000	...REC SNIP: USD 1.240000 8/17/2023]	0	0	207,546	(6,285,002)		(6,285,002)	(9,432,913)	0	0	0	1,769,606	0001	
CL INTEREST RATE SWAP, REC 1ML, PAY FIXED	Cash flow hedge mortgage derivative Products	D-1	INTEREST RISK	LCH. Clearnet LLC/Morgan Stanley & Co. LLC WAM6YERMS70XFZUJ0Y219	09/21/2017	09/25/2020	1	7,000,000	...REC 1ML [PAY SNIP: USD 1.724000 9/25/2020]	0	0	(22,681)	(25,342)		(25,342)	(23,134)	0	0	0	17,088	0002	
CL INTEREST RATE SWAP, REC 3ML, PAY FIXED	Interest Rate Exposure Retirement Products	D-1	INTEREST RISK	LCH. Clearnet LLC/Morgan Stanley & Co. LLC WAM6YERMS70XFZUJ0Y219	10/04/2017	10/06/2032	1	500,000,000	...REC 3ML [PAY FSWP: USD 2.806000 10/6/2032]	0	0	79,574	(41,016,362)		(41,016,362)	(28,745,929)	0	0	0	8,759,535	0002	
CL INTEREST RATE SWAP, REC 3ML, PAY FIXED	Interest Rate Exposure Retirement Products	D-1	INTEREST RISK	LCH. Clearnet LLC/Morgan Stanley & Co. LLC WAM6YERMS70XFZUJ0Y219	10/04/2017	10/06/2032	1	350,000,000	...REC SNIP: USD 2.806000 10/6/2032]	0	0	55,702	(28,711,453)		(28,711,453)	(20,122,150)	0	0	0	6,131,674	0002	
CL INTEREST RATE SWAP, REC 3ML, PAY FIXED	Stable Value Products	Exhibit 5	INTEREST RISK	LCH. Clearnet LLC/Morgan Stanley & Co. LLC WAM6YERMS70XFZUJ0Y219	02/14/2018	02/14/2021	1	22,000,000	...REC SNIP: USD 2.568000 14-FEB-2021]	0	0	(123,850)	(310,881)		(310,881)	(111,903)	0	0	0	87,129	0001	
CL INTEREST RATE SWAP, REC FIXED, PAY 3ML	Stable Value Products	Exhibit 5	INTEREST RISK	LCH. Clearnet LLC/Morgan Stanley & Co. LLC WAM6YERMS70XFZUJ0Y219	02/14/2018	02/14/2023	1	36,000,000	...REC SNIP: USD 2.720000 14-FEB-2023 [PAY 3ML]	0	0	226,261	2,349,546		2,349,546	1,214,721	0	0	0	291,766	0001	
CL INTEREST RATE SWAP, REC 3ML, PAY FIXED	Stable Value Products	Exhibit 5	INTEREST RISK	LCH. Clearnet LLC/Morgan Stanley & Co. LLC WAM6YERMS70XFZUJ0Y219	02/14/2018	02/14/2025	1	34,000,000	...REC 3ML [PAY SNIP: USD 2.818000 14-FEB-2025]	0	0	(226,805)	(3,946,884)		(3,946,884)	(2,129,390)	0	0	0	365,802	0001	
CL INTEREST RATE SWAP, REC FIXED, PAY 3ML	Stable Value Products	Exhibit 5	INTEREST RISK	LCH. Clearnet LLC/Morgan Stanley & Co. LLC WAM6YERMS70XFZUJ0Y219	02/14/2018	02/14/2028	1	18,000,000	...REC SNIP: USD 2.923000 14-FEB-2028 [PAY 3ML]	0	0	126,872	3,299,110		3,299,110	1,806,388	0	0	0	248,604	0001	

EOG-11

STATEMENT AS OF JUNE 30, 2020 OF THE VOYA RETIREMENT INSURANCE AND ANNUITY COMPANY

SCHEDULE DB - PART A - SECTION 1

Showing all Options, Caps, Floors, Collars, Swaps and Forwards Open as of Current Statement Date

1	2	3	4	5	6	7	8	9	10	11	12	13	14	15	16	17	18	19	20	21	22	23
Description	Description of Item(s) Hedged, Used for Income Generation or Replicated	Schedule/ Exhibit Identifier	Type(s) of Risk(s) (a)	Exchange, Counterparty or Central Clearinghouse	Trade Date	Date of Maturity or Expiration	Number of Contracts	Notional Amount	Strike Price, Rate or Index Received (Paid)	Cumulative Prior Year(s) Initial Cost of Un-discounted Premium (Received) Paid	Current Year Initial Cost of Un-discounted Premium (Received) Paid	Current Year Income	Book/ Adjusted Carrying Value	Code	Fair Value	Unrealized Valuation Increase/ (Decrease)	Total Foreign Exchange Change in B./A.C.V.	Current Year's (Amortization)/ Accretion	Adjustment to Carrying Value of Hedged Item	Potential Exposure	Credit Quality of Reference Entity	Hedge Effectiveness at Inception and at Quarter-end (b)
CL INTEREST RATE SWAP, REC FIXED, PAY 3ML	Stable Value Products	Exhibit 5	INTEREST RISK	LCH. Clearnet LLC/Morgan Stanley & Co. LLC WAM6YERMS70XFZUJY219	02/14/2018	02/14/2033	1	128,000,000	...REC SWP: USD 3.002000 14-FEB-2033 [PAY 3ML]	0	0	926,405	35,810,909		35,810,909	20,333,057	0	0	0	2,274,983	0001	
CL INTEREST RATE SWAP, REC FIXED, PAY 3ML	Stable Value Products	Exhibit 5	INTEREST RISK	LCH. Clearnet LLC/Morgan Stanley & Co. LLC WAM6YERMS70XFZUJY219	02/14/2018	02/14/2038	1	404,000,000	...REC SWP: USD 3.031500 14-FEB-2038 [PAY 3ML]	0	0	2,910,426	149,220,265		149,220,265	87,793,776	0	0	0	8,483,605	0001	
CL INTEREST RATE SWAP, REC FIXED, PAY 3ML	Stable Value Products	Exhibit 5	INTEREST RISK	LCH. Clearnet LLC/Morgan Stanley & Co. LLC WAM6YERMS70XFZUJY219	02/20/2018	02/22/2033	1	6,000,000	...REC SWP: USD 2.996100 22-FEB-2033 [PAY 3ML]	0	0	42,031	1,676,907		1,676,907	954,737	0	0	0	106,732	0001	
CL INTEREST RATE SWAP, REC FIXED, PAY 3ML	Stable Value Products	Exhibit 5	INTEREST RISK	LCH. Clearnet LLC/Morgan Stanley & Co. LLC WAM6YERMS70XFZUJY219	02/26/2018	02/28/2038	1	5,000,000	...REC SWP: USD 2.966200 28-FEB-2038 [PAY 3ML]	0	0	32,990	1,795,134		1,795,134	1,083,644	0	0	0	105,109	0001	
CL INTEREST RATE SWAP, REC 3ML, PAY FIXED	Stable Value Products	Exhibit 5	INTEREST RISK	LCH. Clearnet LLC/Morgan Stanley & Co. LLC WAM6YERMS70XFZUJY219	03/05/2018	03/07/2023	1	10,000,000	...REC 3ML [PAY SWP: USD 2.746800 07-MAR-2023]	0	0	(72,753)	(676,881)		(676,881)	(345,908)	0	0	0	81,929	0001	
CL INTEREST RATE SWAP, REC FIXED, PAY 3ML	Stable Value Products	Exhibit 5	INTEREST RISK	LCH. Clearnet LLC/Morgan Stanley & Co. LLC WAM6YERMS70XFZUJY219	03/05/2018	03/07/2028	1	8,000,000	...REC SWP: USD 2.894090 07-MAR-2028 [PAY 3ML]	0	0	62,167	1,459,485		1,459,485	809,301	0	0	0	110,926	0001	
CL INTEREST RATE SWAP, REC 3ML, PAY FIXED	Stable Value Products	Exhibit 5	INTEREST RISK	LCH. Clearnet LLC/Morgan Stanley & Co. LLC WAM6YERMS70XFZUJY219	03/12/2018	03/14/2021	1	5,000,000	...REC 3ML [PAY SWP: USD 2.697960 14-MAR-2021]	0	0	(37,317)	(84,916)		(84,916)	(27,955)	0	0	0	20,978	0001	
CL INTEREST RATE SWAP, REC FIXED, PAY 3ML	Stable Value Products	Exhibit 5	INTEREST RISK	LCH. Clearnet LLC/Morgan Stanley & Co. LLC WAM6YERMS70XFZUJY219	03/12/2018	03/14/2023	1	5,000,000	...REC SWP: USD 2.795390 14-MAR-2023 [PAY 3ML]	0	0	39,214	347,406		347,406	173,702	0	0	0	41,110	0001	
CL INTEREST RATE SWAP, REC FIXED, PAY 3ML	Stable Value Products	Exhibit 5	INTEREST RISK	LCH. Clearnet LLC/Morgan Stanley & Co. LLC WAM6YERMS70XFZUJY219	03/12/2018	03/14/2028	1	5,000,000	...REC SWP: USD 2.915300 14-MAR-2028 [PAY 3ML]	0	0	41,007	922,109		922,109	507,233	0	0	0	69,415	0001	
CL INTEREST RATE SWAP, REC 3ML, PAY FIXED	Stable Value Products	Exhibit 5	INTEREST RISK	LCH. Clearnet LLC/Morgan Stanley & Co. LLC WAM6YERMS70XFZUJY219	03/12/2018	03/14/2033	1	15,000,000	...REC 3ML [PAY SWP: USD 2.985500 14-MAR-2033]	0	0	(125,269)	(4,190,158)		(4,190,158)	(2,396,928)	0	0	0	267,408	0001	
CL INTEREST RATE SWAP, REC 3ML, PAY FIXED	Stable Value Products	Exhibit 5	INTEREST RISK	LCH. Clearnet LLC/Morgan Stanley & Co. LLC WAM6YERMS70XFZUJY219	03/19/2018	03/21/2025	1	5,000,000	...REC SWP: USD 2.824000 21-MAR-2025]	0	0	(31,782)	(593,988)		(593,988)	(321,041)	0	0	0	54,349	0001	
CL INTEREST RATE SWAP, REC FIXED, PAY 3ML	Stable Value Products	Exhibit 5	INTEREST RISK	LCH. Clearnet LLC/Morgan Stanley & Co. LLC WAM6YERMS70XFZUJY219	03/19/2018	03/21/2038	1	17,000,000	...REC SWP: USD 2.963800 21-MAR-2038 [PAY 3ML]	0	0	111,517	6,114,839		6,114,839	3,700,651	0	0	0	357,952	0001	
CL INTEREST RATE SWAP, REC 3ML, PAY FIXED	Stable Value Products	Exhibit 5	INTEREST RISK	LCH. Clearnet LLC/Morgan Stanley & Co. LLC WAM6YERMS70XFZUJY219	03/26/2018	03/28/2023	1	8,000,000	...REC 3ML [PAY SWP: USD 2.777700 28-MAR-2023]	0	0	(42,990)	(559,804)		(559,804)	(285,189)	0	0	0	66,242	0001	
CL INTEREST RATE SWAP, REC FIXED, PAY 3ML	Stable Value Products	Exhibit 5	INTEREST RISK	LCH. Clearnet LLC/Morgan Stanley & Co. LLC WAM6YERMS70XFZUJY219	03/26/2018	03/28/2038	1	18,000,000	...REC SWP: USD 2.944700 28-MAR-2038 [PAY 3ML]	0	0	101,255	6,421,447		6,421,447	3,919,491	0	0	0	379,213	0001	

E06.12

STATEMENT AS OF JUNE 30, 2020 OF THE VOYA RETIREMENT INSURANCE AND ANNUITY COMPANY

SCHEDULE DB - PART A - SECTION 1

Showing all Options, Caps, Floors, Collars, Swaps and Forwards Open as of Current Statement Date

1	2	3	4	5	6	7	8	9	10	11	12	13	14	15	16	17	18	19	20	21	22	23
Description	Description of Item(s) Hedged, Used for Income Generation or Replicated	Schedule/ Exhibit Identifier	Type(s) of Risk(s) (a)	Exchange, Counterparty or Central Clearinghouse	Trade Date	Date of Maturity or Expiration	Number of Contracts	Notional Amount	Strike Price, Rate or Index Received (Paid)	Cumulative Prior Year(s) Initial Cost of Un-discounted Premium (Received) Paid	Current Year Initial Cost of Un-discounted Premium (Received) Paid	Current Year Income	Book/ Adjusted Carrying Value	Code	Fair Value	Unrealized Valuation Increase/ (Decrease)	Total Foreign Exchange Change in B./A.C.V.	Current Year's (Amortization)/ Accretion	Adjustment to Carrying Value of Hedged Item	Potential Exposure	Credit Quality of Reference Entity	Hedge Effectiveness at Inception and at Quarter-end (b)
CL INTEREST RATE SWAP, REC 3ML, PAY FIXED	Stable Value Products	Exhibit 5	INTEREST RISK	LCH. Clearnet LLC/Morgan Stanley & Co. LLC WAM6YERMS70XFZUJY219	04/02/2018	04/04/2021	1	5,000,000	...REC 3ML [PAY SWP: USD 2.643170 04-APR-2021]	0	0	(23,892)	(89,173)		(89,173)	(32,900)	0	0	0	21,818	0001	
CL INTEREST RATE SWAP, REC FIXED, PAY 3ML	Stable Value Products	Exhibit 5	INTEREST RISK	LCH. Clearnet LLC/Morgan Stanley & Co. LLC WAM6YERMS70XFZUJY219	04/02/2018	04/04/2028	1	5,000,000	...REC SWP: USD 2.770560 04-APR-2028 [PAY 3ML]	0	0	25,520	870,717		870,717	510,143	0	0	0	69,674	0001	
CL INTEREST RATE SWAP, REC FIXED, PAY 3ML	Stable Value Products	Exhibit 5	INTEREST RISK	LCH. Clearnet LLC/Morgan Stanley & Co. LLC WAM6YERMS70XFZUJY219	04/02/2018	04/04/2038	1	13,000,000	...REC SWP: USD 2.841900 04-APR-2038 [PAY 3ML]	0	0	66,784	4,411,046		4,411,046	2,809,294	0	0	0	274,024	0001	
CL INTEREST RATE SWAP, REC 3ML, PAY FIXED	Stable Value Products	Exhibit 5	INTEREST RISK	LCH. Clearnet LLC/Morgan Stanley & Co. LLC WAM6YERMS70XFZUJY219	04/09/2018	04/11/2025	1	5,000,000	...REC 3ML [PAY SWP: USD 2.769100 11-APR-2025]	0	0	(26,779)	(585,342)		(585,342)	(323,621)	0	0	0	54,678	0001	
CL INTEREST RATE SWAP, REC FIXED, PAY 3ML	Stable Value Products	Exhibit 5	INTEREST RISK	LCH. Clearnet LLC/Morgan Stanley & Co. LLC WAM6YERMS70XFZUJY219	04/09/2018	04/11/2028	1	6,000,000	...REC SWP: USD 2.816490 11-APR-2028 [PAY 3ML]	0	0	32,798	1,067,107		1,067,107	612,377	0	0	0	83,712	0001	
CL INTEREST RATE SWAP, REC 3ML, PAY FIXED	Stable Value Products	Exhibit 5	INTEREST RISK	LCH. Clearnet LLC/Morgan Stanley & Co. LLC WAM6YERMS70XFZUJY219	04/09/2018	04/11/2033	1	5,000,000	...REC 3ML [PAY SWP: USD 2.868500 11-APR-2033]	0	0	(27,737)	(1,328,214)		(1,328,214)	(798,211)	0	0	0	89,404	0001	
CL INTEREST RATE SWAP, REC FIXED, PAY 3ML	Stable Value Products	Exhibit 5	INTEREST RISK	LCH. Clearnet LLC/Morgan Stanley & Co. LLC WAM6YERMS70XFZUJY219	04/16/2018	04/18/2023	1	9,000,000	...REC SWP: USD 2.814900 18-APR-2023 [PAY 3ML]	0	0	53,681	647,995		647,995	321,661	0	0	0	75,299	0001	
CL INTEREST RATE SWAP, REC 3ML, PAY FIXED	Stable Value Products	Exhibit 5	INTEREST RISK	LCH. Clearnet LLC/Morgan Stanley & Co. LLC WAM6YERMS70XFZUJY219	04/16/2018	04/18/2038	1	16,000,000	...REC 3ML [PAY SWP: USD 2.932500 18-APR-2038]	0	0	(95,700)	(5,681,967)		(5,681,967)	(3,481,467)	0	0	0	337,624	0001	
CL INTEREST RATE SWAP, REC 3ML, PAY FIXED	Stable Value Products	Exhibit 5	INTEREST RISK	LCH. Clearnet LLC/Morgan Stanley & Co. LLC WAM6YERMS70XFZUJY219	04/23/2018	04/25/2038	1	20,000,000	...REC 3ML [PAY SWP: USD 3.048700 25-APR-2038]	0	0	(134,101)	(7,506,345)		(7,506,345)	(4,389,280)	0	0	0	422,257	0001	
CL INTEREST RATE SWAP, REC 3ML, PAY FIXED	Stable Value Products	Exhibit 5	INTEREST RISK	LCH. Clearnet LLC/Morgan Stanley & Co. LLC WAM6YERMS70XFZUJY219	04/23/2018	04/25/2033	1	5,000,000	...REC 3ML [PAY SWP: USD 3.036880 25-APR-2033]	0	0	(34,108)	(1,436,260)		(1,436,260)	(804,974)	0	0	0	89,538	0001	
CL INTEREST RATE SWAP, REC 3ML, PAY FIXED	Stable Value Products	Exhibit 5	INTEREST RISK	LCH. Clearnet LLC/Morgan Stanley & Co. LLC WAM6YERMS70XFZUJY219	04/23/2018	04/25/2028	1	6,000,000	...REC SWP: USD 2.995600 25-APR-2028]	0	0	(40,892)	(1,153,911)		(1,153,911)	(614,063)	0	0	0	83,918	0001	
CL INTEREST RATE SWAP, REC FIXED, PAY 3ML	Stable Value Products	Exhibit 5	INTEREST RISK	LCH. Clearnet LLC/Morgan Stanley & Co. LLC WAM6YERMS70XFZUJY219	04/30/2018	05/02/2038	1	10,000,000	...REC SWP: USD 3.032400 02-MAY-2038 [PAY 3ML]	0	0	72,633	3,731,165		3,731,165	2,196,890	0	0	0	211,242	0001	
CL INTEREST RATE SWAP, REC 3ML, PAY FIXED	Stable Value Products	Exhibit 5	INTEREST RISK	LCH. Clearnet LLC/Morgan Stanley & Co. LLC WAM6YERMS70XFZUJY219	05/07/2018	05/09/2033	1	5,000,000	...REC 3ML [PAY SWP: USD 3.037810 09-MAY-2033]	0	0	(37,220)	(1,442,038)		(1,442,038)	(808,830)	0	0	0	89,672	0001	
CL INTEREST RATE SWAP, REC FIXED, PAY 3ML	Stable Value Products	Exhibit 5	INTEREST RISK	LCH. Clearnet LLC/Morgan Stanley & Co. LLC WAM6YERMS70XFZUJY219	05/07/2018	05/09/2038	1	7,000,000	...REC SWP: USD 3.051500 09-MAY-2038 [PAY 3ML]	0	0	51,351	2,637,367		2,637,367	1,541,646	0	0	0	147,949	0001	

E06.13

STATEMENT AS OF JUNE 30, 2020 OF THE VOYA RETIREMENT INSURANCE AND ANNUITY COMPANY

SCHEDULE DB - PART A - SECTION 1

Showing all Options, Caps, Floors, Collars, Swaps and Forwards Open as of Current Statement Date

1	2	3	4	5	6	7	8	9	10	11	12	13	14	15	16	17	18	19	20	21	22	23
Description	Description of Item(s) Hedged, Used for Income Generation or Replicated	Schedule/ Exhibit Identifier	Type(s) of Risk(s) (a)	Exchange, Counterparty or Central Clearinghouse	Trade Date	Date of Maturity or Expiration	Number of Contracts	Notional Amount	Strike Price, Rate or Index Received (Paid)	Cumulative Prior Year(s) Initial Cost of Un-discounted Premium (Received) Paid	Current Year Initial Cost of Un-discounted Premium (Received) Paid	Current Year Income	Book/ Adjusted Carrying Value	Code	Fair Value	Unrealized Valuation Increase/ (Decrease)	Total Foreign Exchange Change in B./A.C.V.	Current Year's (Amortization)/ Accretion	Adjustment to Carrying Value of Hedged Item	Potential Exposure	Credit Quality of Reference Entity	Hedge Effectiveness at Inception and at Quarter-end (b)
CL INTEREST RATE SWAP, REC 3ML, PAY FIXED	Stable Value Products	Exhibit 5	INTEREST RISK	LCH. Clearnet LLC/Morgan Stanley & Co. LLC WAM6YERMS70XFZU0Y219	.05/14/2018	.05/16/2021	1	5,000,000	...REC 3ML [PAY SNIP: USD 2.854490 16-MAY-2021]	0	0	(34,801)	(112,732)		(112,732)	(35,902)	0	0	0	23,408	0001	
CL INTEREST RATE SWAP, REC 3ML, PAY FIXED	Stable Value Products	Exhibit 5	INTEREST RISK	LCH. Clearnet LLC/Morgan Stanley & Co. LLC WAM6YERMS70XFZU0Y219	.05/21/2018	.05/23/2033	1	7,000,000	...REC 3ML [PAY SNIP: USD 3.154000 23-MAY-2033]	0	0	(52,968)	(2,126,773)		(2,126,773)	(1,141,227)	0	0	0	125,728	0001	
CL INTEREST RATE SWAP, REC 3ML, PAY FIXED	Stable Value Products	Exhibit 5	INTEREST RISK	LCH. Clearnet LLC/Morgan Stanley & Co. LLC WAM6YERMS70XFZU0Y219	.05/21/2018	.05/23/2038	1	17,000,000	...REC 3ML [PAY SNIP: USD 3.163700 23-MAY-2038]	0	0	(126,233)	(6,745,262)		(6,745,262)	(3,780,893)	0	0	0	359,690	0001	
CL INTEREST RATE SWAP, REC FIXED, PAY 3ML	Stable Value Products	Exhibit 5	INTEREST RISK	LCH. Clearnet LLC/Morgan Stanley & Co. LLC WAM6YERMS70XFZU0Y219	.05/29/2018	.05/31/2038	1	15,000,000	...REC SNIP: USD 2.920000 31-MAY-2038 [PAY 3ML]	0	0	95,576	5,326,196		5,326,196	3,283,471	0	0	0	317,568	0001	
CL INTEREST RATE SWAP, REC 3ML, PAY FIXED	Stable Value Products	Exhibit 5	INTEREST RISK	LCH. Clearnet LLC/Morgan Stanley & Co. LLC WAM6YERMS70XFZU0Y219	.06/04/2018	.06/06/2023	1	6,000,000	...REC 3ML [PAY SNIP: USD 2.915000 06-JUN-2023]	0	0	(49,006)	(472,387)		(472,387)	(226,007)	0	0	0	51,389	0001	
CL INTEREST RATE SWAP, REC 3ML, PAY FIXED	Stable Value Products	Exhibit 5	INTEREST RISK	LCH. Clearnet LLC/Morgan Stanley & Co. LLC WAM6YERMS70XFZU0Y219	.06/04/2018	.06/06/2025	1	5,000,000	...REC 3ML [PAY SNIP: USD 2.947200 06-JUN-2025]	0	0	(41,124)	(647,013)		(647,013)	(332,642)	0	0	0	55,548	0001	
CL INTEREST RATE SWAP, REC FIXED, PAY 3ML	Stable Value Products	Exhibit 5	INTEREST RISK	LCH. Clearnet LLC/Morgan Stanley & Co. LLC WAM6YERMS70XFZU0Y219	.06/04/2018	.06/06/2028	1	13,000,000	...REC SNIP: USD 2.993100 06-JUN-2028 [PAY 3ML]	0	0	108,069	2,532,410		2,532,410	1,353,274	0	0	0	183,154	0001	
CL INTEREST RATE SWAP, REC FIXED, PAY 3ML	Stable Value Products	Exhibit 5	INTEREST RISK	LCH. Clearnet LLC/Morgan Stanley & Co. LLC WAM6YERMS70XFZU0Y219	.06/04/2018	.06/06/2038	1	6,000,000	...REC SNIP: USD 3.042750 06-JUN-2038 [PAY 3ML]	0	0	49,135	2,259,841		2,259,841	1,326,419	0	0	0	127,085	0001	
CL INTEREST RATE SWAP, REC 3ML, PAY FIXED	Stable Value Products	Exhibit 5	INTEREST RISK	LCH. Clearnet LLC/Morgan Stanley & Co. LLC WAM6YERMS70XFZU0Y219	.06/11/2018	.06/13/2021	1	5,000,000	...REC 3ML [PAY SNIP: USD 2.897000 13-JUN-2021]	0	0	(42,155)	(124,695)		(124,695)	(41,175)	0	0	0	24,411	0001	
CL INTEREST RATE SWAP, REC FIXED, PAY 3ML	Stable Value Products	Exhibit 5	INTEREST RISK	LCH. Clearnet LLC/Morgan Stanley & Co. LLC WAM6YERMS70XFZU0Y219	.06/11/2018	.06/13/2023	1	7,000,000	...REC SNIP: USD 2.946100 13-JUN-2023 [PAY 3ML]	0	0	60,283	561,090		561,090	265,113	0	0	0	60,149	0001	
CL INTEREST RATE SWAP, REC 3ML, PAY FIXED	Stable Value Products	Exhibit 5	INTEREST RISK	LCH. Clearnet LLC/Morgan Stanley & Co. LLC WAM6YERMS70XFZU0Y219	.06/11/2018	.06/13/2028	1	6,000,000	...REC 3ML [PAY SNIP: USD 3.024510 13-JUN-2028]	0	0	(52,525)	(1,185,946)		(1,185,946)	(626,211)	0	0	0	84,635	0001	
CL INTEREST RATE SWAP, REC FIXED, PAY 3ML	Stable Value Products	Exhibit 5	INTEREST RISK	LCH. Clearnet LLC/Morgan Stanley & Co. LLC WAM6YERMS70XFZU0Y219	.06/18/2018	.06/20/2038	1	9,000,000	...REC SNIP: USD 3.026600 20-JUN-2038 [PAY 3ML]	0	0	64,488	3,370,637		3,370,637	1,992,642	0	0	0	190,832	0001	
CL INTEREST RATE SWAP, REC FIXED, PAY 3ML	Stable Value Products	Exhibit 5	INTEREST RISK	LCH. Clearnet LLC/Morgan Stanley & Co. LLC WAM6YERMS70XFZU0Y219	.06/25/2018	.06/27/2038	1	6,000,000	...REC SNIP: USD 2.987020 27-JUN-2038 [PAY 3ML]	0	0	37,146	2,207,985		2,207,985	1,326,981	0	0	0	127,289	0001	
CL INTEREST RATE SWAP, REC 3ML, PAY FIXED	Stable Value Products	Exhibit 5	INTEREST RISK	LCH. Clearnet LLC/Morgan Stanley & Co. LLC WAM6YERMS70XFZU0Y219	.07/02/2018	.07/05/2021	1	5,000,000	...REC 3ML [PAY SNIP: USD 2.877700 05-JUL-2021]	0	0	(29,737)	(131,868)		(131,868)	(45,405)	0	0	0	25,171	0001	

E06.14

STATEMENT AS OF JUNE 30, 2020 OF THE VOYA RETIREMENT INSURANCE AND ANNUITY COMPANY

SCHEDULE DB - PART A - SECTION 1

Showing all Options, Caps, Floors, Collars, Swaps and Forwards Open as of Current Statement Date

1	2	3	4	5	6	7	8	9	10	11	12	13	14	15	16	17	18	19	20	21	22	23
Description	Description of Item(s) Hedged, Used for Income Generation or Replicated	Schedule/ Exhibit Identifier	Type(s) of Risk(s) (a)	Exchange, Counterparty or Central Clearinghouse	Trade Date	Date of Maturity or Expiration	Number of Contracts	Notional Amount	Strike Price, Rate or Index Received (Paid)	Cumulative Prior Year(s) Initial Cost of Un-discounted Premium (Received) Paid	Current Year Initial Cost of Un-discounted Premium (Received) Paid	Current Year Income	Book/ Adjusted Carrying Value	Code	Fair Value	Unrealized Valuation Increase/ (Decrease)	Total Foreign Exchange Change in B./A.C.V.	Current Year's (Amortization)/ Accretion	Adjustment to Carrying Value of Hedged Item	Potential Exposure	Credit Quality of Reference Entity	Hedge Effectiveness at Inception and at Quarter-end (b)
CL INTEREST RATE SWAP, REC 3ML, PAY FIXED	Stable Value Products	Exhibit 5	INTEREST RISK	LCH. Clearnet LLC/Morgan Stanley & Co. LLC WAM6YERMS70XFZUJY219	07/02/2018	07/05/2025	1	5,000,000	2.913500 05-JUL-2025	0	0	(29,587)	(647,747)		(647,747)	(338,611)	0	0	0	55,994	0001	
CL INTEREST RATE SWAP, REC FIXED, PAY 3ML	Stable Value Products	Exhibit 5	INTEREST RISK	LCH. Clearnet LLC/Morgan Stanley & Co. LLC WAM6YERMS70XFZUJY219	07/02/2018	07/05/2028	1	8,000,000	2.943000 05-JUL-2028 [PAY 3ML]	0	0	47,457	1,537,925		1,537,925	839,897	0	0	0	113,273	0001	
CL INTEREST RATE SWAP, REC 3ML, PAY FIXED	Stable Value Products	Exhibit 5	INTEREST RISK	LCH. Clearnet LLC/Morgan Stanley & Co. LLC WAM6YERMS70XFZUJY219	07/02/2018	07/05/2033	1	6,000,000	2.971910 05-JUL-2033	0	0	(35,342)	(1,696,268)		(1,696,268)	(979,164)	0	0	0	108,258	0001	
CL INTEREST RATE SWAP, REC FIXED, PAY 3ML	Stable Value Products	Exhibit 5	INTEREST RISK	LCH. Clearnet LLC/Morgan Stanley & Co. LLC WAM6YERMS70XFZUJY219	07/02/2018	07/05/2038	1	7,000,000	2.971500 05-JUL-2038 [PAY 3ML]	0	0	40,101	2,558,850		2,558,850	1,546,162	0	0	0	148,594	0001	
CL INTEREST RATE SWAP, REC 3ML, PAY FIXED	Stable Value Products	Exhibit 5	INTEREST RISK	LCH. Clearnet LLC/Morgan Stanley & Co. LLC WAM6YERMS70XFZUJY219	07/09/2018	07/11/2038	1	11,000,000	2.948980 11-JUL-2038	0	0	(63,443)	(3,979,163)		(3,979,163)	(2,425,945)	0	0	0	233,611	0001	
CL INTEREST RATE SWAP, REC 3ML, PAY FIXED	Stable Value Products	Exhibit 5	INTEREST RISK	LCH. Clearnet LLC/Morgan Stanley & Co. LLC WAM6YERMS70XFZUJY219	08/06/2018	08/08/2038	1	17,000,000	3.057800 08-AUG-2038	0	0	(124,629)	(6,494,292)		(6,494,292)	(3,794,552)	0	0	0	361,803	0001	
CL INTEREST RATE SWAP, REC 3ML, PAY FIXED	Stable Value Products	Exhibit 5	INTEREST RISK	LCH. Clearnet LLC/Morgan Stanley & Co. LLC WAM6YERMS70XFZUJY219	08/06/2018	08/08/2033	1	17,000,000	3.049400 08-AUG-2033	0	0	(126,884)	(5,001,304)		(5,001,304)	(2,801,162)	0	0	0	307,825	0001	
CL INTEREST RATE SWAP, REC 3ML, PAY FIXED	Stable Value Products	Exhibit 5	INTEREST RISK	LCH. Clearnet LLC/Morgan Stanley & Co. LLC WAM6YERMS70XFZUJY219	08/06/2018	08/08/2021	1	5,000,000	2.919530 08-AUG-2021	0	0	(36,855)	(146,570)		(146,570)	(51,011)	0	0	0	26,302	0001	
CL INTEREST RATE SWAP, REC FIXED, PAY 3ML	Stable Value Products	Exhibit 5	INTEREST RISK	LCH. Clearnet LLC/Morgan Stanley & Co. LLC WAM6YERMS70XFZUJY219	08/06/2018	08/08/2020	1	8,000,000	2.863500 08-AUG-2020 [PAY 3ML]	0	0	57,174	20,829		20,829	(30,598)	0	0	0	13,075	0001	
CL INTEREST RATE SWAP, REC 3ML, PAY FIXED	Stable Value Products	Exhibit 5	INTEREST RISK	LCH. Clearnet LLC/Morgan Stanley & Co. LLC WAM6YERMS70XFZUJY219	09/10/2018	09/12/2021	1	7,000,000	2.941000 12-SEP-2021	0	0	(60,910)	(225,937)		(225,937)	(81,054)	0	0	0	38,384	0001	
CL INTEREST RATE SWAP, REC FIXED, PAY 3ML	Stable Value Products	Exhibit 5	INTEREST RISK	LCH. Clearnet LLC/Morgan Stanley & Co. LLC WAM6YERMS70XFZUJY219	09/10/2018	09/12/2020	1	7,000,000	2.897860 12-SEP-2020 [PAY 3ML]	0	0	59,800	36,477		36,477	(16,949)	0	0	0	15,759	0001	
CL INTEREST RATE SWAP, REC FIXED, PAY 3ML	Stable Value Products	Exhibit 5	INTEREST RISK	LCH. Clearnet LLC/Morgan Stanley & Co. LLC WAM6YERMS70XFZUJY219	09/10/2018	09/12/2023	1	17,000,000	2.951900 12-SEP-2023 [PAY 3ML]	0	0	146,954	1,476,419		1,476,419	707,210	0	0	0	152,118	0001	
CL INTEREST RATE SWAP, REC 3ML, PAY FIXED	Stable Value Products	Exhibit 5	INTEREST RISK	LCH. Clearnet LLC/Morgan Stanley & Co. LLC WAM6YERMS70XFZUJY219	09/10/2018	09/12/2033	1	9,000,000	3.033500 12-SEP-2033	0	0	(77,553)	(2,645,459)		(2,645,459)	(1,492,828)	0	0	0	163,561	0001	
CL INTEREST RATE SWAP, REC 3ML, PAY FIXED	Stable Value Products	Exhibit 5	INTEREST RISK	LCH. Clearnet LLC/Morgan Stanley & Co. LLC WAM6YERMS70XFZUJY219	09/10/2018	09/12/2038	1	18,000,000	3.040370 12-SEP-2038	0	0	(152,638)	(6,852,662)		(6,852,662)	(4,033,969)	0	0	0	384,098	0001	

E06.15

STATEMENT AS OF JUNE 30, 2020 OF THE VOYA RETIREMENT INSURANCE AND ANNUITY COMPANY

SCHEDULE DB - PART A - SECTION 1

Showing all Options, Caps, Floors, Collars, Swaps and Forwards Open as of Current Statement Date

1	2	3	4	5	6	7	8	9	10	11	12	13	14	15	16	17	18	19	20	21	22	23
Description	Description of Item(s) Hedged, Used for Income Generation or Replicated	Schedule/ Exhibit Identifier	Type(s) of Risk(s) (a)	Exchange, Counterparty or Central Clearinghouse	Trade Date	Date of Maturity or Expiration	Number of Contracts	Notional Amount	Strike Price, Rate or Index Received (Paid)	Cumulative Prior Year(s) Initial Cost of Un-discounted Premium (Received) Paid	Current Year Initial Cost of Un-discounted Premium (Received) Paid	Current Year Income	Book/ Adjusted Carrying Value	Code	Fair Value	Unrealized Valuation Increase/ (Decrease)	Total Foreign Exchange Change in B./A.C.V.	Current Year's (Amortization)/ Accretion	Adjustment to Carrying Value of Hedged Item	Potential Exposure	Credit Quality of Reference Entity	Hedge Effectiveness at Inception and at Quarter-end (b)
CL INTEREST RATE SWAP, REC FIXED, PAY 3ML	Stable Value Products	Exhibit 5	INTEREST RISK	LCH. Clearnet LLC/Morgan Stanley & Co. LLC WAM6YERMS70XFZUJY219	10/09/2018	10/11/2020	1	8,000,000	...REC SWP: USD 3.070500 11-OCT-2020 [PAY 3ML]	0	0	56,547	60,299		60,299	(18,809)	0	0	0	21,249	0001	
CL INTEREST RATE SWAP, REC 3ML, PAY FIXED	Stable Value Products	Exhibit 5	INTEREST RISK	LCH. Clearnet LLC/Morgan Stanley & Co. LLC WAM6YERMS70XFZUJY219	10/09/2018	10/11/2021	1	5,000,000	...REC 3ML [PAY SWP: USD 3.147000 11-OCT-2021]	0	0	(36,928)	(184,165)		(184,165)	(57,533)	0	0	0	28,308	0001	
CL INTEREST RATE SWAP, REC FIXED, PAY 3ML	Stable Value Products	Exhibit 5	INTEREST RISK	LCH. Clearnet LLC/Morgan Stanley & Co. LLC WAM6YERMS70XFZUJY219	10/09/2018	10/11/2023	1	11,000,000	...REC SWP: USD 3.187000 11-OCT-2023 [PAY 3ML]	0	0	82,032	1,059,989		1,059,989	458,087	0	0	0	99,643	0001	
CL INTEREST RATE SWAP, REC FIXED, PAY 3ML	Stable Value Products	Exhibit 5	INTEREST RISK	LCH. Clearnet LLC/Morgan Stanley & Co. LLC WAM6YERMS70XFZUJY219	10/09/2018	10/11/2028	1	11,000,000	...REC 3ML [PAY SWP: USD 3.265000 11-OCT-2028]	0	0	83,206	2,458,291		2,458,291	1,189,340	0	0	0	158,336	0001	
CL INTEREST RATE SWAP, REC 3ML, PAY FIXED	Stable Value Products	Exhibit 5	INTEREST RISK	LCH. Clearnet LLC/Morgan Stanley & Co. LLC WAM6YERMS70XFZUJY219	10/09/2018	10/11/2033	1	21,000,000	...REC 3ML [PAY SWP: USD 3.306500 11-OCT-2033]	0	0	(158,232)	(6,940,261)		(6,940,261)	(3,538,069)	0	0	0	382,788	0001	
CL INTEREST RATE SWAP, REC 3ML, PAY FIXED	Stable Value Products	Exhibit 5	INTEREST RISK	LCH. Clearnet LLC/Morgan Stanley & Co. LLC WAM6YERMS70XFZUJY219	10/09/2018	10/11/2038	1	36,000,000	...REC 3ML [PAY SWP: USD 3.311900 11-OCT-2038]	0	0	(264,784)	(15,456,522)		(15,456,522)	(8,243,268)	0	0	0	769,869	0001	
CL INTEREST RATE SWAP, REC FIXED, PAY 3ML	Stable Value Products	Exhibit 5	INTEREST RISK	LCH. Clearnet LLC/Morgan Stanley & Co. LLC WAM6YERMS70XFZUJY219	11/05/2018	11/07/2020	1	8,000,000	...REC SWP: USD 3.105000 07-NOV-2020 [PAY 3ML]	0	0	67,552	78,910		78,910	(10,775)	0	0	0	23,872	0001	
CL INTEREST RATE SWAP, REC 3ML, PAY FIXED	Stable Value Products	Exhibit 5	INTEREST RISK	LCH. Clearnet LLC/Morgan Stanley & Co. LLC WAM6YERMS70XFZUJY219	11/05/2018	11/07/2021	1	7,000,000	...REC 3ML [PAY SWP: USD 3.148900 07-NOV-2021]	0	0	(60,192)	(274,296)		(274,296)	(88,811)	0	0	0	40,759	0001	
CL INTEREST RATE SWAP, REC 3ML, PAY FIXED	Stable Value Products	Exhibit 5	INTEREST RISK	LCH. Clearnet LLC/Morgan Stanley & Co. LLC WAM6YERMS70XFZUJY219	11/05/2018	11/07/2025	1	7,000,000	...REC 3ML [PAY SWP: USD 3.199220 07-NOV-2025]	0	0	(60,256)	(1,064,770)		(1,064,770)	(500,087)	0	0	0	81,023	0001	
CL INTEREST RATE SWAP, REC 3ML, PAY FIXED	Stable Value Products	Exhibit 5	INTEREST RISK	LCH. Clearnet LLC/Morgan Stanley & Co. LLC WAM6YERMS70XFZUJY219	11/05/2018	11/07/2033	1	11,000,000	...REC 3ML [PAY SWP: USD 3.322500 07-NOV-2033]	0	0	(96,953)	(3,676,093)		(3,676,093)	(1,865,737)	0	0	0	201,065	0001	
CL INTEREST RATE SWAP, REC FIXED, PAY 3ML	Stable Value Products	Exhibit 5	INTEREST RISK	LCH. Clearnet LLC/Morgan Stanley & Co. LLC WAM6YERMS70XFZUJY219	12/10/2018	12/12/2020	1	9,000,000	...REC SWP: USD 2.855500 12-DEC-2020 [PAY 3ML]	0	0	75,048	104,418		104,418	12,058	0	0	0	30,256	0001	
CL INTEREST RATE SWAP, REC 3ML, PAY FIXED	Stable Value Products	Exhibit 5	INTEREST RISK	LCH. Clearnet LLC/Morgan Stanley & Co. LLC WAM6YERMS70XFZUJY219	12/10/2018	12/12/2021	1	15,000,000	...REC 3ML [PAY SWP: USD 2.817370 12-DEC-2021]	0	0	(121,449)	(560,923)		(560,923)	(236,120)	0	0	0	90,376	0001	
CL INTEREST RATE SWAP, REC 3ML, PAY FIXED	Stable Value Products	Exhibit 5	INTEREST RISK	LCH. Clearnet LLC/Morgan Stanley & Co. LLC WAM6YERMS70XFZUJY219	12/10/2018	12/12/2023	1	5,000,000	...REC 3ML [PAY SWP: USD 2.799750 12-DEC-2023]	0	0	(39,550)	(440,626)		(440,626)	(229,457)	0	0	0	46,449	0001	
CL INTEREST RATE SWAP, REC 3ML, PAY FIXED	Stable Value Products	Exhibit 5	INTEREST RISK	LCH. Clearnet LLC/Morgan Stanley & Co. LLC WAM6YERMS70XFZUJY219	12/10/2018	12/12/2025	1	13,000,000	...REC 3ML [PAY SWP: USD 2.825500 12-DEC-2025]	0	0	(103,299)	(1,745,829)		(1,745,829)	(958,072)	0	0	0	151,811	0001	

E06.16

STATEMENT AS OF JUNE 30, 2020 OF THE VOYA RETIREMENT INSURANCE AND ANNUITY COMPANY

SCHEDULE DB - PART A - SECTION 1

Showing all Options, Caps, Floors, Collars, Swaps and Forwards Open as of Current Statement Date

1	2	3	4	5	6	7	8	9	10	11	12	13	14	15	16	17	18	19	20	21	22	23
Description	Description of Item(s) Hedged, Used for Income Generation or Replicated	Schedule/ Exhibit Identifier	Type(s) of Risk(s) (a)	Exchange, Counterparty or Central Clearinghouse	Trade Date	Date of Maturity or Expiration	Number of Contracts	Notional Amount	Strike Price, Rate or Index Received (Paid)	Cumulative Prior Year(s) Initial Cost of Un-discounted Premium (Received) Paid	Current Year Initial Cost of Un-discounted Premium (Received) Paid	Current Year Income	Book/ Adjusted Carrying Value	Code	Fair Value	Unrealized Valuation Increase/ (Decrease)	Total Foreign Exchange Change in B./A.C.V.	Current Year's (Amortization)/ Accretion	Adjustment to Carrying Value of Hedged Item	Potential Exposure	Credit Quality of Reference Entity	Hedge Effectiveness at Inception and at Quarter-end (b)
CL INTEREST RATE SWAP, REC FIXED, PAY 3ML	Stable Value Products	Exhibit 5	INTEREST RISK	LCH. Clearnet LLC/Morgan Stanley & Co. LLC WAM6YERMS70XFZUJY219	12/10/2018	12/12/2038	1	90,000,000	...REC SWP: USD 2.983800 12-DEC-2038 [PAY 3ML]	0	0	741,677	33,744,101		33,744,101	20,345,284	0	0	0	1,933,587	0001	
CL INTEREST RATE SWAP, REC FIXED, PAY 1ML	Cash flow hedge mortgage derivative Products	D-1	INTEREST RISK	LCH. Clearnet LLC/Morgan Stanley & Co. LLC WAM6YERMS70XFZUJY219	12/18/2018	12/20/2023	1	8,000,000	...REC SWP: USD 2.648000 20-DEC-2023 [PAY 1ML]	0	0	63,216	694,312		694,312	367,080	0	0	0	74,554	0002	
CL INTEREST RATE SWAP, REC FIXED, PAY 1ML	Cash flow hedge mortgage derivative Products	D-1	INTEREST RISK	LCH. Clearnet LLC/Morgan Stanley & Co. LLC WAM6YERMS70XFZUJY219	12/18/2018	12/20/2023	1	250,000,000	...REC SWP: USD 2.648000 20-DEC-2023 [PAY 1ML]	0	0	1,975,501	21,697,254		21,697,254	11,471,237	0	0	0	2,329,824	0002	
CL INTEREST RATE SWAP, REC FIXED, PAY 1ML	Cash flow hedge mortgage derivative Products	D-1	INTEREST RISK	LCH. Clearnet LLC/Morgan Stanley & Co. LLC WAM6YERMS70XFZUJY219	12/18/2018	12/20/2023	1	4,000,000	...REC SWP: USD 2.648000 20-DEC-2023 [PAY 1ML]	0	0	31,608	347,156		347,156	183,540	0	0	0	37,277	0002	
CL INTEREST RATE SWAP, REC FIXED, PAY 1ML	Cash flow hedge mortgage derivative Products	D-1	INTEREST RISK	LCH. Clearnet LLC/Morgan Stanley & Co. LLC WAM6YERMS70XFZUJY219	12/20/2018	12/24/2028	1	5,000,000	...REC SWP: USD 2.707000 24-DEC-2028 [PAY 1ML]	0	0	38,942	949,311		949,311	550,244	0	0	0	72,846	0002	
CL INTEREST RATE SWAP, REC FIXED, PAY 1ML	Cash flow hedge mortgage derivative Products	D-1	INTEREST RISK	LCH. Clearnet LLC/Morgan Stanley & Co. LLC WAM6YERMS70XFZUJY219	12/20/2018	12/24/2028	1	150,000,000	...REC SWP: USD 2.707000 24-DEC-2028 [PAY 1ML]	0	0	1,168,269	28,479,331		28,479,331	16,507,316	0	0	0	2,185,373	0002	
CL INTEREST RATE SWAP, REC 3ML, PAY FIXED	Stable Value Products	Exhibit 5	INTEREST RISK	LCH. Clearnet LLC/Morgan Stanley & Co. LLC WAM6YERMS70XFZUJY219	01/14/2019	01/16/2039	1	249,000,000	...REC 3ML [PAY SWP: USD 2.856500 16-JAN-2039]	0	0	(1,392,244)	(88,040,428)		(88,040,428)	(55,994,246)	0	0	0	5,363,466	0001	
CL INTEREST RATE SWAP, REC FIXED, PAY 3ML	Stable Value Products	Exhibit 5	INTEREST RISK	LCH. Clearnet LLC/Morgan Stanley & Co. LLC WAM6YERMS70XFZUJY219	01/14/2019	01/16/2021	1	21,000,000	...REC SWP: USD 2.697030 16-JAN-2021 [PAY 3ML]	0	0	114,776	271,566		271,566	68,491	0	0	0	77,724	0001	
CL INTEREST RATE SWAP, REC 3ML, PAY FIXED	Stable Value Products	Exhibit 5	INTEREST RISK	LCH. Clearnet LLC/Morgan Stanley & Co. LLC WAM6YERMS70XFZUJY219	01/14/2019	01/16/2024	1	29,000,000	...REC 3ML [PAY SWP: USD 2.617500 16-JAN-2024]	0	0	(143,172)	(2,425,396)		(2,425,396)	(1,383,812)	0	0	0	273,122	0001	
CL INTEREST RATE SWAP, REC FIXED, PAY 3ML	Stable Value Products	Exhibit 5	INTEREST RISK	LCH. Clearnet LLC/Morgan Stanley & Co. LLC WAM6YERMS70XFZUJY219	01/14/2019	01/16/2026	1	13,000,000	...REC SWP: USD 2.651260 16-JAN-2026 [PAY 3ML]	0	0	65,306	1,641,367		1,641,367	975,740	0	0	0	153,139	0001	
CL INTEREST RATE SWAP, REC FIXED, PAY 3ML	Stable Value Products	Exhibit 5	INTEREST RISK	LCH. Clearnet LLC/Morgan Stanley & Co. LLC WAM6YERMS70XFZUJY219	01/14/2019	01/16/2029	1	13,000,000	...REC SWP: USD 2.730000 16-JAN-2029 [PAY 3ML]	0	0	68,869	2,389,040		2,389,040	1,441,845	0	0	0	190,101	0001	
CL INTEREST RATE SWAP, REC 3ML, PAY FIXED	Stable Value Products	Exhibit 5	INTEREST RISK	LCH. Clearnet LLC/Morgan Stanley & Co. LLC WAM6YERMS70XFZUJY219	01/14/2019	01/16/2034	1	25,000,000	...REC 3ML [PAY SWP: USD 2.824480 16-JAN-2034]	0	0	(139,709)	(6,801,178)		(6,801,178)	(4,203,189)	0	0	0	460,234	0001	
CL INTEREST RATE SWAP, REC FIXED, PAY 3ML	Stable Value Products	Exhibit 5	INTEREST RISK	LCH. Clearnet LLC/Morgan Stanley & Co. LLC WAM6YERMS70XFZUJY219	02/04/2019	02/06/2021	1	9,000,000	...REC SWP: USD 2.671500 06-FEB-2021 [PAY 3ML]	0	0	55,900	127,558		127,558	37,952	0	0	0	35,016	0001	
CL INTEREST RATE SWAP, REC 3ML, PAY FIXED	Stable Value Products	Exhibit 5	INTEREST RISK	LCH. Clearnet LLC/Morgan Stanley & Co. LLC WAM6YERMS70XFZUJY219	02/05/2019	02/07/2024	1	12,000,000	...REC 3ML [PAY SWP: USD 2.604350 07-FEB-2024]	0	0	(69,768)	(1,015,808)		(1,015,808)	(585,313)	0	0	0	113,972	0001	

EOG.17

STATEMENT AS OF JUNE 30, 2020 OF THE VOYA RETIREMENT INSURANCE AND ANNUITY COMPANY

SCHEDULE DB - PART A - SECTION 1

Showing all Options, Caps, Floors, Collars, Swaps and Forwards Open as of Current Statement Date

1	2	3	4	5	6	7	8	9	10	11	12	13	14	15	16	17	18	19	20	21	22	23
Description	Description of Item(s) Hedged, Used for Income Generation or Replicated	Schedule/ Exhibit Identifier	Type(s) of Risk(s) (a)	Exchange, Counterparty or Central Clearinghouse	Trade Date	Date of Maturity or Expiration	Number of Contracts	Notional Amount	Strike Price, Rate or Index Received (Paid)	Cumulative Prior Year(s) Initial Cost of Un-discounted Premium (Received) Paid	Current Year Initial Cost of Un-discounted Premium (Received) Paid	Current Year Income	Book/ Adjusted Carrying Value	Code	Fair Value	Unrealized Valuation Increase/ (Decrease)	Total Foreign Exchange Change in B./A.C.V.	Current Year's (Amortization)/ Accretion	Adjustment to Carrying Value of Hedged Item	Potential Exposure	Credit Quality of Reference Entity	Hedge Effectiveness at Inception and at Quarter-end (b)
CL INTEREST RATE SWAP, REC 3ML, PAY FIXED	Stable Value Products	Exhibit 5	INTEREST RISK	LCH. Clearnet LLC/Morgan Stanley & Co. LLC WAM6YERMS70XFZUJY219	02/05/2019	02/07/2034	1	6,000,000	...REC 3ML [PAY SWIP: USD 2.812800 07-FEB-2034]	0	0	(38,857)	(1,629,196)		(1,629,196)	(1,012,992)	0	0	0	110,701	0001	
CL INTEREST RATE SWAP, REC FIXED, PAY 3ML	Stable Value Products	Exhibit 5	INTEREST RISK	LCH. Clearnet LLC/Morgan Stanley & Co. LLC WAM6YERMS70XFZUJY219	02/28/2019	03/04/2021	1	20,000,000	...REC SWIP: USD 2.610500 04-MAR-2021 [PAY 3ML]	0	0	124,265	312,874		312,874	110,444	0	0	0	82,263	0001	
CL INTEREST RATE SWAP, REC FIXED, PAY 3ML	Stable Value Products	Exhibit 5	INTEREST RISK	LCH. Clearnet LLC/Morgan Stanley & Co. LLC WAM6YERMS70XFZUJY219	02/28/2019	03/04/2024	1	28,000,000	...REC SWIP: USD 2.561830 04-MAR-2024 [PAY 3ML]	0	0	163,631	2,376,747		2,376,747	1,402,002	0	0	0	268,547	0001	
CL INTEREST RATE SWAP, REC FIXED, PAY 3ML	Stable Value Products	Exhibit 5	INTEREST RISK	LCH. Clearnet LLC/Morgan Stanley & Co. LLC WAM6YERMS70XFZUJY219	02/28/2019	03/04/2029	1	22,000,000	...REC SWIP: USD 2.719000 04-MAR-2029 [PAY 3ML]	0	0	141,320	4,078,801		4,078,801	2,478,699	0	0	0	324,121	0001	
CL INTEREST RATE SWAP, REC 3ML, PAY FIXED	Stable Value Products	Exhibit 5	INTEREST RISK	LCH. Clearnet LLC/Morgan Stanley & Co. LLC WAM6YERMS70XFZUJY219	02/28/2019	03/04/2034	1	40,000,000	...REC 3ML [PAY SWIP: USD 2.832880 04-MAR-2034]	0	0	(272,165)	(11,026,404)		(11,026,404)	(6,798,104)	0	0	0	739,863	0001	
CL INTEREST RATE SWAP, REC 3ML, PAY FIXED	Stable Value Products	Exhibit 5	INTEREST RISK	LCH. Clearnet LLC/Morgan Stanley & Co. LLC WAM6YERMS70XFZUJY219	02/28/2019	03/04/2039	1	127,000,000	...REC 3ML [PAY SWIP: USD 2.874500 04-MAR-2039]	0	0	(869,782)	(45,608,110)		(45,608,110)	(28,803,462)	0	0	0	2,745,057	0001	
CL INTEREST RATE SWAP, REC FIXED, PAY 3ML	Stable Value Products	Exhibit 5	INTEREST RISK	LCH. Clearnet LLC/Morgan Stanley & Co. LLC WAM6YERMS70XFZUJY219	03/28/2019	04/01/2034	1	39,000,000	...REC SWIP: USD 2.494500 01-APR-2034 [PAY 3ML]	0	0	139,619	9,025,157		9,025,157	6,568,885	0	0	0	723,385	0001	
CL INTEREST RATE SWAP, REC 3ML, PAY FIXED	Stable Value Products	Exhibit 5	INTEREST RISK	LCH. Clearnet LLC/Morgan Stanley & Co. LLC WAM6YERMS70XFZUJY219	03/28/2019	04/01/2029	1	6,000,000	...REC 3ML [PAY SWIP: USD 2.375410 01-APR-2029]	0	0	(18,759)	(940,853)		(940,853)	(680,866)	0	0	0	88,786	0001	
CL INTEREST RATE SWAP, REC 3ML, PAY FIXED	Stable Value Products	Exhibit 5	INTEREST RISK	LCH. Clearnet LLC/Morgan Stanley & Co. LLC WAM6YERMS70XFZUJY219	03/28/2019	04/01/2022	1	15,000,000	...REC 3ML [PAY SWIP: USD 2.255790 01-APR-2022]	0	0	(41,085)	(532,086)		(532,086)	(343,138)	0	0	0	99,313	0001	
CL INTEREST RATE SWAP, REC 3ML, PAY FIXED	Stable Value Products	Exhibit 5	INTEREST RISK	LCH. Clearnet LLC/Morgan Stanley & Co. LLC WAM6YERMS70XFZUJY219	03/28/2019	04/01/2026	1	16,000,000	...REC 3ML [PAY SWIP: USD 2.279940 01-APR-2026]	0	0	(43,833)	(1,747,020)		(1,747,020)	(1,262,334)	0	0	0	191,936	0001	
CL INTEREST RATE SWAP, REC 3ML, PAY FIXED	Stable Value Products	Exhibit 5	INTEREST RISK	LCH. Clearnet LLC/Morgan Stanley & Co. LLC WAM6YERMS70XFZUJY219	03/28/2019	04/01/2024	1	37,000,000	...REC SWIP: USD 2.233200 01-APR-2024]	0	0	(94,943)	(2,747,397)		(2,747,397)	(1,947,615)	0	0	0	358,545	0001	
CL INTEREST RATE SWAP, REC FIXED, PAY 3ML	Stable Value Products	Exhibit 5	INTEREST RISK	LCH. Clearnet LLC/Morgan Stanley & Co. LLC WAM6YERMS70XFZUJY219	03/28/2019	04/01/2039	1	171,000,000	...REC SWIP: USD 2.536500 01-APR-2039 [PAY 3ML]	0	0	627,718	51,237,688		51,237,688	38,021,712	0	0	0	3,703,678	0001	
CL INTEREST RATE SWAP, REC FIXED, PAY 3ML	Stable Value Products	Exhibit 5	INTEREST RISK	LCH. Clearnet LLC/Morgan Stanley & Co. LLC WAM6YERMS70XFZUJY219	04/08/2019	04/10/2021	1	5,000,000	...REC SWIP: USD 2.456800 10-APR-2021 [PAY 3ML]	0	0	20,208	83,417		83,417	38,061	0	0	0	22,052	0001	
CL INTEREST RATE SWAP, REC FIXED, PAY 3ML	Stable Value Products	Exhibit 5	INTEREST RISK	LCH. Clearnet LLC/Morgan Stanley & Co. LLC WAM6YERMS70XFZUJY219	04/08/2019	04/10/2024	1	14,000,000	...REC SWIP: USD 2.364200 10-APR-2024 [PAY 3ML]	0	0	48,647	1,110,847		1,110,847	729,373	0	0	0	136,110	0001	

E06.18

STATEMENT AS OF JUNE 30, 2020 OF THE VOYA RETIREMENT INSURANCE AND ANNUITY COMPANY

SCHEDULE DB - PART A - SECTION 1

Showing all Options, Caps, Floors, Collars, Swaps and Forwards Open as of Current Statement Date

1	2	3	4	5	6	7	8	9	10	11	12	13	14	15	16	17	18	19	20	21	22	23
Description	Description of Item(s) Hedged, Used for Income Generation or Replicated	Schedule/ Exhibit Identifier	Type(s) of Risk(s) (a)	Exchange, Counterparty or Central Clearinghouse	Trade Date	Date of Maturity or Expiration	Number of Contracts	Notional Amount	Strike Price, Rate or Index Received (Paid)	Cumulative Prior Year(s) Initial Cost of Un-discounted Premium (Received) Paid	Current Year Initial Cost of Un-discounted Premium (Received) Paid	Current Year Income	Book/ Adjusted Carrying Value	Code	Fair Value	Unrealized Valuation Increase/ (Decrease)	Total Foreign Exchange Change in B./A.C.V.	Current Year's (Amortization)/ Accretion	Adjustment to Carrying Value of Hedged Item	Potential Exposure	Credit Quality of Reference Entity	Hedge Effectiveness at Inception and at Quarter-end (b)
CL INTEREST RATE SWAP, REC 3ML, PAY FIXED	Stable Value Products	Exhibit 5	INTEREST RISK	LCH. Clearnet LLC/Morgan Stanley & Co. LLC WAM6YERMS70XFZUJY219	04/08/2019	04/10/2034	1	12,000,000	2.613480 10-APR-2034	0	0	(52,746)	(2,969,245)		(2,969,245)	(2,030,616)	0	0	0	222,779	0001	
CL INTEREST RATE SWAP, REC 3ML, PAY FIXED	Stable Value Products	Exhibit 5	INTEREST RISK	LCH. Clearnet LLC/Morgan Stanley & Co. LLC WAM6YERMS70XFZUJY219	04/08/2019	04/10/2039	1	72,000,000	2.660000 10-APR-2039	0	0	(323,321)	(23,181,013)		(23,181,013)	(16,150,629)	0	0	0	1,560,468	0001	
CL INTEREST RATE SWAP, REC FIXED, PAY 3ML	Stable Value Products	Exhibit 5	INTEREST RISK	LCH. Clearnet LLC/Morgan Stanley & Co. LLC WAM6YERMS70XFZUJY219	05/30/2019	06/03/2021	1	18,000,000	2.137800 03-JUN-2021 [PAY 3ML]	0	0	60,679	309,251		309,251	203,910	0	0	0	86,607	0001	
CL INTEREST RATE SWAP, REC 3ML, PAY FIXED	Stable Value Products	Exhibit 5	INTEREST RISK	LCH. Clearnet LLC/Morgan Stanley & Co. LLC WAM6YERMS70XFZUJY219	05/30/2019	06/03/2022	1	12,000,000	2.058400 03-JUN-2022	0	0	(35,393)	(422,372)		(422,372)	(313,068)	0	0	0	83,269	0001	
CL INTEREST RATE SWAP, REC 3ML, PAY FIXED	Stable Value Products	Exhibit 5	INTEREST RISK	LCH. Clearnet LLC/Morgan Stanley & Co. LLC WAM6YERMS70XFZUJY219	05/30/2019	06/03/2024	1	46,000,000	2.053770 03-JUN-2024	0	0	(132,361)	(3,230,222)		(3,230,222)	(2,548,065)	0	0	0	455,886	0001	
CL INTEREST RATE SWAP, REC 3ML, PAY FIXED	Stable Value Products	Exhibit 5	INTEREST RISK	LCH. Clearnet LLC/Morgan Stanley & Co. LLC WAM6YERMS70XFZUJY219	05/30/2019	06/03/2026	1	16,000,000	2.105500 03-JUN-2026	0	0	(49,390)	(1,621,620)		(1,621,620)	(1,296,857)	0	0	0	194,792	0001	
CL INTEREST RATE SWAP, REC 3ML, PAY FIXED	Stable Value Products	Exhibit 5	INTEREST RISK	LCH. Clearnet LLC/Morgan Stanley & Co. LLC WAM6YERMS70XFZUJY219	05/30/2019	06/03/2029	1	7,000,000	2.203600 03-JUN-2029	0	0	(24,523)	(1,005,923)		(1,005,923)	(804,360)	0	0	0	104,600	0001	
CL INTEREST RATE SWAP, REC FIXED, PAY 3ML	Stable Value Products	Exhibit 5	INTEREST RISK	LCH. Clearnet LLC/Morgan Stanley & Co. LLC WAM6YERMS70XFZUJY219	05/30/2019	06/03/2034	1	26,000,000	2.324000 03-JUN-2034 [PAY 3ML]	0	0	103,682	5,469,613		5,469,613	4,385,861	0	0	0	485,272	0001	
CL INTEREST RATE SWAP, REC FIXED, PAY 3ML	Stable Value Products	Exhibit 5	INTEREST RISK	LCH. Clearnet LLC/Morgan Stanley & Co. LLC WAM6YERMS70XFZUJY219	05/30/2019	06/03/2039	1	128,000,000	2.381500 03-JUN-2039 [PAY 3ML]	0	0	533,744	35,031,948		35,031,948	28,329,075	0	0	0	2,785,065	0001	
CL INTEREST RATE SWAP, REC FIXED, PAY 3ML	Cash flow hedge mortgage derivative Products	D-1	INTEREST RISK	LCH. Clearnet LLC/Morgan Stanley & Co. LLC WAM6YERMS70XFZUJY219	08/18/2011	08/22/2021	1	10,000,000	2.155000 22-AUG-2021 [PAY 3ML]	0	0	33,622	217,163		217,163	144,361	0	0	0	53,507	0002	
CL INTEREST RATE SWAP, REC FIXED, PAY 3ML	Cash flow hedge mortgage derivative Products	D-1	INTEREST RISK	LCH. Clearnet LLC/Morgan Stanley & Co. LLC WAM6YERMS70XFZUJY219	08/18/2011	08/22/2021	1	136,000,000	2.155000 22-AUG-2021 [PAY 3ML]	0	0	457,266	2,953,411		2,953,411	1,963,303	0	0	0	727,697	0002	
CL INTEREST RATE SWAP, REC FIXED, PAY 1ML	Cash flow hedge mortgage derivative Products	D-1	INTEREST RISK	LCH. Clearnet LLC/Morgan Stanley & Co. LLC WAM6YERMS70XFZUJY219	05/23/2012	05/25/2022	1	63,000,000	1.775500 25-MAY-2022 [PAY 1ML]	0	0	217,411	1,968,237		1,968,237	1,661,338	0	0	0	434,354	0002	
CL INTEREST RATE SWAP, REC FIXED, PAY 1ML	Cash flow hedge mortgage derivative Products	D-1	INTEREST RISK	LCH. Clearnet LLC/Morgan Stanley & Co. LLC WAM6YERMS70XFZUJY219	05/23/2012	05/25/2022	1	3,000,000	1.775500 25-MAY-2022 [PAY 1ML]	0	0	10,353	93,726		93,726	79,111	0	0	0	20,684	0002	
CL INTEREST RATE SWAP, REC FIXED, PAY 3ML	Cash flow hedge mortgage derivative Products	D-1	INTEREST RISK	LCH. Clearnet LLC/Morgan Stanley & Co. LLC WAM6YERMS70XFZUJY219	03/15/2011	03/17/2021	1	4,000,000	3.376000 17-MAR-2021 [PAY 3ML]	0	0	41,981	87,850		87,850	9,749	0	0	0	16,880	0002	

E06.19

STATEMENT AS OF JUNE 30, 2020 OF THE VOYA RETIREMENT INSURANCE AND ANNUITY COMPANY

SCHEDULE DB - PART A - SECTION 1

Showing all Options, Caps, Floors, Collars, Swaps and Forwards Open as of Current Statement Date

1	2	3	4	5	6	7	8	9	10	11	12	13	14	15	16	17	18	19	20	21	22	23
Description	Description of Item(s) Hedged, Used for Income Generation or Replicated	Schedule/ Exhibit Identifier	Type(s) of Risk(s) (a)	Exchange, Counterparty or Central Clearinghouse	Trade Date	Date of Maturity or Expiration	Number of Contracts	Notional Amount	Strike Price, Rate or Index Received (Paid)	Cumulative Prior Year(s) Initial Cost of Un-discounted Premium (Received) Paid	Current Year Initial Cost of Un-discounted Premium (Received) Paid	Current Year Income	Book/ Adjusted Carrying Value	Code	Fair Value	Unrealized Valuation Increase/ (Decrease)	Total Foreign Exchange Change in B./A.C.V.	Current Year's (Amortization)/ Accretion	Adjustment to Carrying Value of Hedged Item	Potential Exposure	Credit Quality of Reference Entity	Hedge Effectiveness at Inception and at Quarter-end (b)
CL INTEREST RATE SWAP, REC FIXED, PAY 3ML	Cash flow hedge mortgage derivative Products	D-1	INTEREST RISK	LCH. Clearnet LLC/Morgan Stanley & Co. LLC WAM6YERMS70XFZUJY219	03/15/2011	03/17/2021	1	84,000,000	...REC SWP: USD 3.376000 17-MAR-2021 [PAY 3ML]	0	0	881,605	1,844,857		1,844,857	204,724	0	0	0	354,478	0002	
CL INTEREST RATE SWAP, REC FIXED, PAY 1ML	Cash flow hedge mortgage derivative Products	D-1	INTEREST RISK	LCH. Clearnet LLC/Morgan Stanley & Co. LLC WAM6YERMS70XFZUJY219	06/28/2012	07/02/2022	1	4,000,000	...REC SWP: USD 1.636250 02-JUL-2022 [PAY 1ML]	0	0	10,275	121,178		121,178	114,568	0	0	0	28,323	0002	
CL INTEREST RATE SWAP, REC FIXED, PAY 1ML	Cash flow hedge mortgage derivative Products	D-1	INTEREST RISK	LCH. Clearnet LLC/Morgan Stanley & Co. LLC WAM6YERMS70XFZUJY219	08/10/2012	08/14/2022	1	122,000,000	...REC SWP: USD 1.688750 14-AUG-2022 [PAY 1ML]	0	0	413,973	4,040,334		4,040,334	3,659,645	0	0	0	888,862	0002	
CL INTEREST RATE SWAP, REC FIXED, PAY 1ML	Cash flow hedge mortgage derivative Products	D-1	INTEREST RISK	LCH. Clearnet LLC/Morgan Stanley & Co. LLC WAM6YERMS70XFZUJY219	08/10/2012	08/14/2022	1	9,000,000	...REC SWP: USD 1.688750 14-AUG-2022 [PAY 1ML]	0	0	30,539	298,057		298,057	269,974	0	0	0	65,572	0002	
CL INTEREST RATE SWAP, REC FIXED, PAY 1ML	Cash flow hedge mortgage derivative Products	D-1	INTEREST RISK	LCH. Clearnet LLC/Morgan Stanley & Co. LLC WAM6YERMS70XFZUJY219	08/29/2012	08/31/2022	1	1,300,000	...REC SWP: USD 1.687500 31-AUG-2022 [PAY 1ML]	0	0	3,727	43,972		43,972	39,973	0	0	0	9,575	0002	
CL INTEREST RATE SWAP, REC FIXED, PAY 3ML	Cash flow hedge mortgage derivative Products	D-1	INTEREST RISK	LCH. Clearnet LLC/Morgan Stanley & Co. LLC WAM6YERMS70XFZUJY219	03/10/2011	03/14/2021	1	39,000,000	...REC SWP: USD 3.517000 14-MAR-2021 [PAY 3ML]	0	0	449,245	887,647		887,647	63,440	0	0	0	163,627	0002	
CL INTEREST RATE SWAP, REC FIXED, PAY 3ML	Cash flow hedge mortgage derivative Products	D-1	INTEREST RISK	LCH. Clearnet LLC/Morgan Stanley & Co. LLC WAM6YERMS70XFZUJY219	08/04/2011	08/08/2021	1	4,000,000	...REC SWP: USD 2.631250 08-AUG-2021 [PAY 3ML]	0	0	23,785	104,511		104,511	46,281	0	0	0	21,041	0002	
CL INTEREST RATE SWAP, REC FIXED, PAY 3ML	Cash flow hedge mortgage derivative Products	D-1	INTEREST RISK	LCH. Clearnet LLC/Morgan Stanley & Co. LLC WAM6YERMS70XFZUJY219	08/04/2011	08/08/2021	1	95,000,000	...REC SWP: USD 2.631250 08-AUG-2021 [PAY 3ML]	0	0	564,893	2,482,139		2,482,139	1,099,172	0	0	0	499,733	0002	
CL INTEREST RATE SWAP, REC FIXED, PAY 3ML	Cash flow hedge mortgage derivative Products	D-1	INTEREST RISK	LCH. Clearnet LLC/Morgan Stanley & Co. LLC WAM6YERMS70XFZUJY219	08/11/2010	08/13/2020	1	15,500,000	...REC SWP: USD 2.698000 13-AUG-2020 [PAY 3ML]	0	0	97,999	40,746		40,746	(44,923)	0	0	0	26,908	0002	
CL INTEREST RATE SWAP, REC FIXED, PAY 3ML	Cash flow hedge mortgage derivative Products	D-1	INTEREST RISK	LCH. Clearnet LLC/Morgan Stanley & Co. LLC WAM6YERMS70XFZUJY219	08/11/2010	08/13/2020	1	65,500,000	...REC SWP: USD 2.698000 13-AUG-2020 [PAY 3ML]	0	0	414,126	172,183		172,183	(189,837)	0	0	0	113,708	0002	
CL INTEREST RATE SWAP, REC 3ML, PAY FIXED	Stable Value Products	Exhibit 5	INTEREST RISK	LCH. Clearnet LLC/Morgan Stanley & Co. LLC WAM6YERMS70XFZUJY219	07/08/2019	07/10/2020	1	29,000,000	...REC 3ML [PAY SWP: USD 2.094500 10-JUL-2020]	0	0	(66,119)	(5,673)		(5,673)	38,160	0	0	0	24,001	0001	
CL INTEREST RATE SWAP, REC FIXED, PAY 3ML	Stable Value Products	Exhibit 5	INTEREST RISK	LCH. Clearnet LLC/Morgan Stanley & Co. LLC WAM6YERMS70XFZUJY219	07/08/2019	07/10/2021	1	12,000,000	...REC SWP: USD 1.895930 10-JUL-2021 [PAY 3ML]	0	0	15,240	199,258		199,258	166,780	0	0	0	60,816	0001	
CL INTEREST RATE SWAP, REC 3ML, PAY FIXED	Stable Value Products	Exhibit 5	INTEREST RISK	LCH. Clearnet LLC/Morgan Stanley & Co. LLC WAM6YERMS70XFZUJY219	07/08/2019	07/10/2022	1	9,000,000	...REC 3ML [PAY SWP: USD 1.822000 10-JUL-2022]	0	0	(7,952)	(289,383)		(289,383)	(257,073)	0	0	0	64,074	0001	
CL INTEREST RATE SWAP, REC FIXED, PAY 3ML	Stable Value Products	Exhibit 5	INTEREST RISK	LCH. Clearnet LLC/Morgan Stanley & Co. LLC WAM6YERMS70XFZUJY219	07/08/2019	07/10/2024	1	79,000,000	...REC SWP: USD 1.805200 10-JUL-2024 [PAY 3ML]	0	0	60,687	4,870,579		4,870,579	4,543,494	0	0	0	792,970	0001	

E06.20

STATEMENT AS OF JUNE 30, 2020 OF THE VOYA RETIREMENT INSURANCE AND ANNUITY COMPANY

SCHEDULE DB - PART A - SECTION 1

Showing all Options, Caps, Floors, Collars, Swaps and Forwards Open as of Current Statement Date

1	2	3	4	5	6	7	8	9	10	11	12	13	14	15	16	17	18	19	20	21	22	23
Description	Description of Item(s) Hedged, Used for Income Generation or Replicated	Schedule/ Exhibit Identifier	Type(s) of Risk(s) (a)	Exchange, Counterparty or Central Clearinghouse	Trade Date	Date of Maturity or Expiration	Number of Contracts	Notional Amount	Strike Price, Rate or Index Received (Paid)	Cumulative Prior Year(s) Initial Cost of Un-discounted Premium (Received) Paid	Current Year Initial Cost of Un-discounted Premium (Received) Paid	Current Year Income	Book/ Adjusted Carrying Value	Code	Fair Value	Unrealized Valuation Increase/ (Decrease)	Total Foreign Exchange Change in B./A.C.V.	Current Year's (Amortization)/ Accretion	Adjustment to Carrying Value of Hedged Item	Potential Exposure	Credit Quality of Reference Entity	Hedge Effectiveness at Inception and at Quarter-end (b)
CL INTEREST RATE SWAP, REC 3ML, PAY FIXED	Stable Value Products	Exhibit 5	INTEREST RISK	LCH. Clearnet LLC/Morgan Stanley & Co. LLC WAM6YERMS70XFZU0Y219	07/08/2019	07/10/2026	1	11,000,000	...REC 3ML [PAY SWIP: USD 1.860200 10-JUL-2026]	0	0	(11,102)	(964,747)		(964,747)	(908,283)	0	0	0	135,060	0001	
CL INTEREST RATE SWAP, REC FIXED, PAY 3ML	Stable Value Products	Exhibit 5	INTEREST RISK	LCH. Clearnet LLC/Morgan Stanley & Co. LLC WAM6YERMS70XFZU0Y219	07/08/2019	07/10/2029	1	52,000,000	...REC SWIP: USD 1.963840 10-JUL-2029 [PAY 3ML]	0	0	76,672	6,402,962		6,402,962	6,008,182	0	0	0	781,423	0001	
CL INTEREST RATE SWAP, REC 3ML, PAY FIXED	Stable Value Products	Exhibit 5	INTEREST RISK	LCH. Clearnet LLC/Morgan Stanley & Co. LLC WAM6YERMS70XFZU0Y219	07/08/2019	07/10/2034	1	14,000,000	...REC 3ML [PAY SWIP: USD 2.099500 10-JUL-2034]	0	0	(28,878)	(2,527,369)		(2,527,369)	(2,348,283)	0	0	0	262,249	0001	
CL INTEREST RATE SWAP, REC FIXED, PAY 3ML	Stable Value Products	Exhibit 5	INTEREST RISK	LCH. Clearnet LLC/Morgan Stanley & Co. LLC WAM6YERMS70XFZU0Y219	07/08/2019	07/10/2039	1	26,000,000	...REC SWIP: USD 2.163500 10-JUL-2039 [PAY 3ML]	0	0	59,876	6,109,926		6,109,926	5,682,823	0	0	0	567,229	0001	
CL INTEREST RATE SWAP, REC FIXED, PAY 3ML	Stable Value Products	Exhibit 5	INTEREST RISK	LCH. Clearnet LLC/Morgan Stanley & Co. LLC WAM6YERMS70XFZU0Y219	08/07/2019	08/09/2039	1	57,000,000	...REC SWIP: USD 1.736930 09-AUG-2039 [PAY 3ML]	0	0	84,444	9,003,495		9,003,495	12,091,296	0	0	0	1,246,221	0001	
CL INTEREST RATE SWAP, REC FIXED, PAY 3ML	Stable Value Products	Exhibit 5	INTEREST RISK	LCH. Clearnet LLC/Morgan Stanley & Co. LLC WAM6YERMS70XFZU0Y219	08/07/2019	08/09/2034	1	6,000,000	...REC SWIP: USD 1.670500 09-AUG-2034 [PAY 3ML]	0	0	7,047	734,227		734,227	990,426	0	0	0	112,721	0001	
CL INTEREST RATE SWAP, REC FIXED, PAY 3ML	Stable Value Products	Exhibit 5	INTEREST RISK	LCH. Clearnet LLC/Morgan Stanley & Co. LLC WAM6YERMS70XFZU0Y219	08/07/2019	08/09/2029	1	15,000,000	...REC SWIP: USD 1.544500 09-AUG-2029 [PAY 3ML]	0	0	8,572	1,291,292		1,291,292	1,738,477	0	0	0	226,434	0001	
CL INTEREST RATE SWAP, REC 3ML, PAY FIXED	Stable Value Products	Exhibit 5	INTEREST RISK	LCH. Clearnet LLC/Morgan Stanley & Co. LLC WAM6YERMS70XFZU0Y219	08/07/2019	08/09/2026	1	13,000,000	...REC 3ML [PAY SWIP: USD 1.449250 09-AUG-2026]	0	0	(1,412)	(826,996)		(826,996)	(1,096,317)	0	0	0	160,700	0001	
CL INTEREST RATE SWAP, REC FIXED, PAY 3ML	Stable Value Products	Exhibit 5	INTEREST RISK	LCH. Clearnet LLC/Morgan Stanley & Co. LLC WAM6YERMS70XFZU0Y219	08/07/2019	08/09/2024	1	5,000,000	...REC SWIP: USD 1.412500 09-AUG-2024 [PAY 3ML]	0	0	(348)	233,584		233,584	300,007	0	0	0	50,697	0001	
CL INTEREST RATE SWAP, REC 3ML, PAY FIXED	Stable Value Products	Exhibit 5	INTEREST RISK	LCH. Clearnet LLC/Morgan Stanley & Co. LLC WAM6YERMS70XFZU0Y219	08/07/2019	08/09/2022	1	10,000,000	...REC 3ML [PAY SWIP: USD 1.457730 09-AUG-2022]	0	0	(1,597)	(258,690)		(258,690)	(314,122)	0	0	0	72,622	0001	
CL INTEREST RATE SWAP, REC FIXED, PAY 3ML	Stable Value Products	Exhibit 5	INTEREST RISK	LCH. Clearnet LLC/Morgan Stanley & Co. LLC WAM6YERMS70XFZU0Y219	08/07/2019	08/09/2021	1	11,000,000	...REC SWIP: USD 1.551000 09-AUG-2021 [PAY 3ML]	0	0	6,924	156,261		156,261	183,598	0	0	0	57,935	0001	
CL INTEREST RATE SWAP, REC 3ML, PAY FIXED	Stable Value Products	Exhibit 5	INTEREST RISK	LCH. Clearnet LLC/Morgan Stanley & Co. LLC WAM6YERMS70XFZU0Y219	08/07/2019	08/09/2020	1	25,000,000	...REC 3ML [PAY SWIP: USD 1.798500 09-AUG-2020]	0	0	(46,765)	(36,619)		(36,619)	(35,275)	0	0	0	41,380	0001	
CL INTEREST RATE SWAP, REC 1ML, PAY FIXED	Cash flow hedge mortgage derivative Products	D-1	INTEREST RISK	LCH. Clearnet LLC/Morgan Stanley & Co. LLC WAM6YERMS70XFZU0Y219	09/11/2019	09/13/2021	1	25,000,000	...REC 1ML [PAY SWIP: USD 1.500000 13-SEP-2021]	0	0	(62,320)	(407,441)		(407,441)	(440,991)	0	0	0	137,243	0002	
CL INTEREST RATE SWAP, REC 1ML, PAY FIXED	Cash flow hedge mortgage derivative Products	D-1	INTEREST RISK	LCH. Clearnet LLC/Morgan Stanley & Co. LLC WAM6YERMS70XFZU0Y219	09/26/2019	09/30/2022	1	6,107,000	...REC 1ML [PAY SWIP: USD 1.414000 30-SEP-2022]	1,311	0	(9,727)	(176,792)		(176,792)	(201,486)	0	(217)	0	45,823	0002	

E06.21

STATEMENT AS OF JUNE 30, 2020 OF THE VOYA RETIREMENT INSURANCE AND ANNUITY COMPANY

SCHEDULE DB - PART A - SECTION 1

Showing all Options, Caps, Floors, Collars, Swaps and Forwards Open as of Current Statement Date

1	2	3	4	5	6	7	8	9	10	11	12	13	14	15	16	17	18	19	20	21	22	23
Description	Description of Item(s) Hedged, Used for Income Generation or Replicated	Schedule/ Exhibit Identifier	Type(s) of Risk(s) (a)	Exchange, Counterparty or Central Clearinghouse	Trade Date	Date of Maturity or Expiration	Number of Contracts	Notional Amount	Strike Price, Rate or Index Received (Paid)	Cumulative Prior Year(s) Initial Cost of Un-discounted Premium (Received) Paid	Current Year Initial Cost of Un-discounted Premium (Received) Paid	Current Year Income	Book/ Adjusted Carrying Value	Code	Fair Value	Unrealized Valuation Increase/ (Decrease)	Total Foreign Exchange Change in B./A.C.V.	Current Year's (Amortization)/ Accretion	Adjustment to Carrying Value of Hedged Item	Potential Exposure	Credit Quality of Reference Entity	Hedge Effectiveness at Inception and at Quarter-end (b)
CL INTEREST RATE SWAP, REC 1ML, PAY FIXED	Cash flow hedge mortgage derivative Products	D-1	INTEREST RISK	LCH. Clearnet LLC/Morgan Stanley & Co. LLC WAM6YERMS70XFZUJY219	09/26/2019	09/30/2022	1	8,732,000	1.414000 30-SEP-2022	1,874	0	(13,908)	(252,783)		(252,783)	(288,092)	0	(310)	0	65,520	0002	
CL INTEREST RATE SWAP, REC 1ML, PAY FIXED	Cash flow hedge mortgage derivative Products	D-1	INTEREST RISK	LCH. Clearnet LLC/Morgan Stanley & Co. LLC WAM6YERMS70XFZUJY219	09/26/2019	09/30/2020	1	15,269,000	1.664000 30-SEP-2020	968	0	(43,620)	(56,459)		(56,459)	(58,016)	0	(476)	0	38,329	0002	
CL INTEREST RATE SWAP, REC 1ML, PAY FIXED	Cash flow hedge mortgage derivative Products	D-1	INTEREST RISK	LCH. Clearnet LLC/Morgan Stanley & Co. LLC WAM6YERMS70XFZUJY219	09/26/2019	09/30/2020	1	11,398,000	1.664000 30-SEP-2020	722	0	(32,562)	(42,146)		(42,146)	(43,308)	0	(355)	0	28,612	0002	
CL INTEREST RATE SWAP, REC 1ML, PAY FIXED	Cash flow hedge mortgage derivative Products	D-1	INTEREST RISK	LCH. Clearnet LLC/Morgan Stanley & Co. LLC WAM6YERMS70XFZUJY219	09/26/2019	09/30/2021	1	3,786,000	1.489000 30-SEP-2021	366	0	(7,473)	(63,637)		(63,637)	(69,716)	0	(91)	0	21,182	0002	
CL INTEREST RATE SWAP, REC 1ML, PAY FIXED	Cash flow hedge mortgage derivative Products	D-1	INTEREST RISK	LCH. Clearnet LLC/Morgan Stanley & Co. LLC WAM6YERMS70XFZUJY219	09/26/2019	09/30/2021	1	8,278,000	1.489000 30-SEP-2021	799	0	(16,340)	(139,141)		(139,141)	(152,433)	0	(198)	0	46,313	0002	
CL INTEREST RATE SWAP, REC 1ML, PAY FIXED	Cash flow hedge mortgage derivative Products	D-1	INTEREST RISK	LCH. Clearnet LLC/Morgan Stanley & Co. LLC WAM6YERMS70XFZUJY219	09/26/2019	09/30/2023	1	14,963,000	1.385000 30-SEP-2023	3,638	0	(21,602)	(605,439)		(605,439)	(712,444)	0	(452)	0	134,917	0002	
CL INTEREST RATE SWAP, REC 1ML, PAY FIXED	Cash flow hedge mortgage derivative Products	D-1	INTEREST RISK	LCH. Clearnet LLC/Morgan Stanley & Co. LLC WAM6YERMS70XFZUJY219	09/26/2019	09/30/2023	1	16,266,000	1.385000 30-SEP-2023	3,954	0	(23,483)	(658,161)		(658,161)	(774,485)	0	(491)	0	146,666	0002	
CL INTEREST RATE SWAP, REC 1ML, PAY FIXED	Cash flow hedge mortgage derivative Products	D-1	INTEREST RISK	LCH. Clearnet LLC/Morgan Stanley & Co. LLC WAM6YERMS70XFZUJY219	09/26/2019	09/30/2024	1	1,940,000	1.377000 30-SEP-2024	669	0	(2,718)	(98,523)		(98,523)	(119,182)	0	(67)	0	20,008	0002	
CL INTEREST RATE SWAP, REC 1ML, PAY FIXED	Cash flow hedge mortgage derivative Products	D-1	INTEREST RISK	LCH. Clearnet LLC/Morgan Stanley & Co. LLC WAM6YERMS70XFZUJY219	09/26/2019	09/30/2024	1	2,109,000	1.377000 30-SEP-2024	728	0	(2,955)	(107,105)		(107,105)	(129,564)	0	(72)	0	21,751	0002	
CL INTEREST RATE SWAP, REC 1ML, PAY FIXED	Cash flow hedge mortgage derivative Products	D-1	INTEREST RISK	LCH. Clearnet LLC/Morgan Stanley & Co. LLC WAM6YERMS70XFZUJY219	09/26/2019	09/30/2029	1	1,952,000	1.441500 30-SEP-2029	903	0	(3,354)	(169,211)		(169,211)	(228,825)	0	(45)	0	29,696	0002	
CL INTEREST RATE SWAP, REC 1ML, PAY FIXED	Cash flow hedge mortgage derivative Products	D-1	INTEREST RISK	LCH. Clearnet LLC/Morgan Stanley & Co. LLC WAM6YERMS70XFZUJY219	09/26/2019	09/30/2029	1	976,000	1.441500 30-SEP-2029	451	0	(1,677)	(84,606)		(84,606)	(114,412)	0	(22)	0	14,848	0002	
CL INTEREST RATE SWAP, REC 3ML, PAY FIXED	Stable Value Products	Exhibit 5	INTEREST RISK	LCH. Clearnet LLC/Morgan Stanley & Co. LLC WAM6YERMS70XFZUJY219	10/07/2019	10/09/2020	1	44,000,000	1.690500 09-OCT-2020	0	0	(8,838)	(157,233)		(157,233)	(192,981)	0	0	0	115,728	0001	
CL INTEREST RATE SWAP, REC FIXED, PAY 3ML	Stable Value Products	Exhibit 5	INTEREST RISK	LCH. Clearnet LLC/Morgan Stanley & Co. LLC WAM6YERMS70XFZUJY219	10/07/2019	10/09/2021	1	22,000,000	1.484200 09-OCT-2021 [PAY 3ML]	0	0	(18,319)	344,564		344,564	427,494	0	0	0	124,291	0001	
CL INTEREST RATE SWAP, REC 3ML, PAY FIXED	Stable Value Products	Exhibit 5	INTEREST RISK	LCH. Clearnet LLC/Morgan Stanley & Co. LLC WAM6YERMS70XFZUJY219	10/07/2019	10/09/2022	1	22,000,000	1.408000 09-OCT-2022	0	0	26,741	(589,590)		(589,590)	(750,642)	0	0	0	165,977	0001	

E06.22

STATEMENT AS OF JUNE 30, 2020 OF THE VOYA RETIREMENT INSURANCE AND ANNUITY COMPANY

SCHEDULE DB - PART A - SECTION 1

Showing all Options, Caps, Floors, Collars, Swaps and Forwards Open as of Current Statement Date

1	2	3	4	5	6	7	8	9	10	11	12	13	14	15	16	17	18	19	20	21	22	23
Description	Description of Item(s) Hedged, Used for Income Generation or Replicated	Schedule/ Exhibit Identifier	Type(s) of Risk(s) (a)	Exchange, Counterparty or Central Clearinghouse	Trade Date	Date of Maturity or Expiration	Number of Contracts	Notional Amount	Strike Price, Rate or Index Received (Paid)	Cumulative Prior Year(s) Initial Cost of Un-discounted Premium (Received) Paid	Current Year Initial Cost of Un-discounted Premium (Received) Paid	Current Year Income	Book/ Adjusted Carrying Value	Code	Fair Value	Unrealized Valuation Increase/ (Decrease)	Total Foreign Exchange Change in B./A.C.V.	Current Year's (Amortization)/ Accretion	Adjustment to Carrying Value of Hedged Item	Potential Exposure	Credit Quality of Reference Entity	Hedge Effectiveness at Inception and at Quarter-end (b)
CL INTEREST RATE SWAP, REC FIXED, PAY 3ML	Stable Value Products	Exhibit 5	INTEREST RISK	LCH. Clearnet LLC/Morgan Stanley & Co. LLC WAM6YERMS70XFZUJY219	10/07/2019	10/09/2024	1	75,000,000	1.369440 09-OCT-2024 [PAY 3ML]	0	0	(105,610)	3,473,202		3,473,202	4,674,478	0	0	0	775,756	0001	
CL INTEREST RATE SWAP, REC 3ML, PAY FIXED	Stable Value Products	Exhibit 5	INTEREST RISK	LCH. Clearnet LLC/Morgan Stanley & Co. LLC WAM6YERMS70XFZUJY219	10/07/2019	10/09/2026	1	24,000,000	1.396110 09-OCT-2026 [PAY 3ML]	0	0	30,597	(1,468,273)		(1,468,273)	(2,069,380)	0	0	0	300,706	0001	
CL INTEREST RATE SWAP, REC FIXED, PAY 3ML	Stable Value Products	Exhibit 5	INTEREST RISK	LCH. Clearnet LLC/Morgan Stanley & Co. LLC WAM6YERMS70XFZUJY219	10/07/2019	10/09/2029	1	32,000,000	1.469000 09-OCT-2029 [PAY 3ML]	0	0	(29,178)	2,553,391		2,553,391	3,758,640	0	0	0	487,467	0001	
CL INTEREST RATE SWAP, REC FIXED, PAY 3ML	Stable Value Products	Exhibit 5	INTEREST RISK	LCH. Clearnet LLC/Morgan Stanley & Co. LLC WAM6YERMS70XFZUJY219	10/07/2019	10/09/2039	1	77,000,000	1.620500 09-OCT-2039 [PAY 3ML]	0	0	(12,561)	10,579,321		10,579,321	16,294,089	0	0	0	1,690,833	0001	
CL INTEREST RATE SWAP, REC 3ML, PAY FIXED	Stable Value Products	Exhibit 5	INTEREST RISK	LCH. Clearnet LLC/Morgan Stanley & Co. LLC WAM6YERMS70XFZUJY219	10/29/2019	10/31/2020	1	14,000,000	1.765000 31-OCT-2020 [PAY 3ML]	0	0	(20,347)	(63,466)		(63,466)	(65,598)	0	0	0	40,635	0001	
CL INTEREST RATE SWAP, REC FIXED, PAY 3ML	Stable Value Products	Exhibit 5	INTEREST RISK	LCH. Clearnet LLC/Morgan Stanley & Co. LLC WAM6YERMS70XFZUJY219	10/29/2019	10/31/2021	1	11,000,000	1.664800 31-OCT-2021 [PAY 3ML]	0	0	10,350	203,825		203,825	209,736	0	0	0	63,595	0001	
CL INTEREST RATE SWAP, REC 3ML, PAY FIXED	Stable Value Products	Exhibit 5	INTEREST RISK	LCH. Clearnet LLC/Morgan Stanley & Co. LLC WAM6YERMS70XFZUJY219	10/29/2019	10/31/2022	1	7,000,000	1.631000 31-OCT-2022 [PAY 3ML]	0	0	(5,321)	(227,595)		(227,595)	(236,564)	0	0	0	53,505	0001	
CL INTEREST RATE SWAP, REC 3ML, PAY FIXED	Stable Value Products	Exhibit 5	INTEREST RISK	LCH. Clearnet LLC/Morgan Stanley & Co. LLC WAM6YERMS70XFZUJY219	10/29/2019	10/31/2029	1	7,000,000	1.751700 31-OCT-2029 [PAY 3ML]	0	0	(9,072)	(742,824)		(742,824)	(828,718)	0	0	0	106,979	0001	
CL INTEREST RATE SWAP, REC 3ML, PAY FIXED	Stable Value Products	Exhibit 5	INTEREST RISK	LCH. Clearnet LLC/Morgan Stanley & Co. LLC WAM6YERMS70XFZUJY219	10/29/2019	10/31/2034	1	33,000,000	1.862800 31-OCT-2034 [PAY 3ML]	0	0	(59,437)	(4,959,507)		(4,959,507)	(5,568,758)	0	0	0	624,939	0001	
CL INTEREST RATE SWAP, REC 3ML, PAY FIXED	Stable Value Products	Exhibit 5	INTEREST RISK	LCH. Clearnet LLC/Morgan Stanley & Co. LLC WAM6YERMS70XFZUJY219	10/29/2019	10/31/2039	1	77,000,000	1.923800 31-OCT-2039 [PAY 3ML]	0	0	(158,474)	(14,918,895)		(14,918,895)	(16,729,245)	0	0	0	1,693,473	0001	
CL INTEREST RATE SWAP, REC 3ML, PAY FIXED	Cash flow hedge mortgage derivative Products	D-1	INTEREST RISK	LCH. Clearnet LLC/Morgan Stanley & Co. LLC WAM6YERMS70XFZUJY219	12/24/2019	12/30/2021	1	20,000,000	1.739000 30-DEC-2021 [PAY 3ML]	0	0	(6,041)	(449,817)		(449,817)	(433,936)	0	0	0	122,530	0002	
CL INTEREST RATE SWAP, REC 3ML, PAY FIXED	Cash flow hedge mortgage derivative Products	D-1	INTEREST RISK	LCH. Clearnet LLC/Morgan Stanley & Co. LLC WAM6YERMS70XFZUJY219	12/24/2019	12/30/2021	1	30,000,000	1.739000 30-DEC-2021 [PAY 3ML]	0	0	(9,062)	(674,726)		(674,726)	(650,904)	0	0	0	183,796	0002	
CL INTEREST RATE SWAP, REC FIXED, PAY 3ML	Cash flow hedge mortgage derivative Products	D-1	INTEREST RISK	LCH. Clearnet LLC/Morgan Stanley & Co. LLC WAM6YERMS70XFZUJY219	12/24/2019	12/30/2029	1	200,000,000	1.900000 30-DEC-2029 [PAY 3ML]	0	0	197,869	24,268,516		24,268,516	24,201,447	0	0	0	3,083,318	0002	
CL INTEREST RATE SWAP, REC FIXED, PAY 3ML	Cash flow hedge mortgage derivative Products	D-1	INTEREST RISK	LCH. Clearnet LLC/Morgan Stanley & Co. LLC WAM6YERMS70XFZUJY219	12/24/2019	12/30/2029	1	5,000,000	1.900000 30-DEC-2029 [PAY 3ML]	0	0	4,947	606,713		606,713	605,036	0	0	0	77,083	0002	

E06.23

STATEMENT AS OF JUNE 30, 2020 OF THE VOYA RETIREMENT INSURANCE AND ANNUITY COMPANY

SCHEDULE DB - PART A - SECTION 1

Showing all Options, Caps, Floors, Collars, Swaps and Forwards Open as of Current Statement Date

1	2	3	4	5	6	7	8	9	10	11	12	13	14	15	16	17	18	19	20	21	22	23
Description	Description of Item(s) Hedged, Used for Income Generation or Replicated	Schedule/ Exhibit Identifier	Type(s) of Risk(s) (a)	Exchange, Counterparty or Central Clearinghouse	Trade Date	Date of Maturity or Expiration	Number of Contracts	Notional Amount	Strike Price, Rate or Index Received (Paid)	Cumulative Prior Year(s) Initial Cost of Un-discounted Premium (Received) Paid	Current Year Initial Cost of Un-discounted Premium (Received) Paid	Current Year Income	Book/ Adjusted Carrying Value	Code	Fair Value	Unrealized Valuation Increase/ (Decrease)	Total Foreign Exchange Change in B./A.C.V.	Current Year's (Amortization)/ Accretion	Adjustment to Carrying Value of Hedged Item	Potential Exposure	Credit Quality of Reference Entity	Hedge Effectiveness at Inception and at Quarter-end (b)
CL INTEREST RATE SWAP, REC FIXED, PAY 3ML	Cash flow hedge mortgage derivative Products	D-1	INTEREST RISK	LCH. Clearnet LLC/Morgan Stanley & Co. LLC WAM6YERMS70XFZUJY219	12/24/2019	12/30/2049	1	2,000,000	...REC SWP: USD 2.080000 30-DEC-2049 [PAY 3ML]	0	0	3,284	628,999		628,999	634,873	0	0	0	54,333	0002	
CL INTEREST RATE SWAP, REC 3ML, PAY FIXED	Stable Value Products	Exhibit 5	INTEREST RISK	LCH. Clearnet LLC/Morgan Stanley & Co. LLC WAM6YERMS70XFZUJY219	01/08/2020	01/10/2021	1	39,000,000	...REC 3ML [PAY SWP: USD 1.725480 10-JAN-2021]	0	0	(19,784)	(287,530)		(287,530)	(287,530)	0	0	0	142,164	0001	
CL INTEREST RATE SWAP, REC FIXED, PAY 3ML	Stable Value Products	Exhibit 5	INTEREST RISK	LCH. Clearnet LLC/Morgan Stanley & Co. LLC WAM6YERMS70XFZUJY219	01/08/2020	01/10/2022	1	31,000,000	...REC SWP: USD 1.639500 10-JAN-2022 [PAY 3ML]	0	0	2,702	656,649		656,649	656,649	0	0	0	191,819	0001	
CL INTEREST RATE SWAP, REC 3ML, PAY FIXED	Stable Value Products	Exhibit 5	INTEREST RISK	LCH. Clearnet LLC/Morgan Stanley & Co. LLC WAM6YERMS70XFZUJY219	01/08/2020	01/10/2023	1	30,000,000	...REC 3ML [PAY SWP: USD 1.622500 10-JAN-2023]	0	0	170	(1,052,783)		(1,052,783)	(1,052,783)	0	0	0	238,661	0001	
CL INTEREST RATE SWAP, REC 3ML, PAY FIXED	Stable Value Products	Exhibit 5	INTEREST RISK	LCH. Clearnet LLC/Morgan Stanley & Co. LLC WAM6YERMS70XFZUJY219	01/08/2020	01/10/2025	1	45,000,000	...REC 3ML [PAY SWP: USD 1.649860 10-JAN-2025]	0	0	(4,560)	(2,746,423)		(2,746,423)	(2,746,423)	0	0	0	479,110	0001	
CL INTEREST RATE SWAP, REC 3ML, PAY FIXED	Stable Value Products	Exhibit 5	INTEREST RISK	LCH. Clearnet LLC/Morgan Stanley & Co. LLC WAM6YERMS70XFZUJY219	01/08/2020	01/10/2027	1	28,000,000	...REC 3ML [PAY SWP: USD 1.708910 10-JAN-2027]	0	0	(10,026)	(2,318,696)		(2,318,696)	(2,318,696)	0	0	0	357,870	0001	
CL INTEREST RATE SWAP, REC 3ML, PAY FIXED	Stable Value Products	Exhibit 5	INTEREST RISK	LCH. Clearnet LLC/Morgan Stanley & Co. LLC WAM6YERMS70XFZUJY219	01/08/2020	01/10/2035	1	32,000,000	...REC 3ML [PAY SWP: USD 1.919700 10-JAN-2035]	0	0	(40,480)	(5,102,532)		(5,102,532)	(5,102,532)	0	0	0	610,096	0001	
CL INTEREST RATE SWAP, REC 3ML, PAY FIXED	Stable Value Products	Exhibit 5	INTEREST RISK	LCH. Clearnet LLC/Morgan Stanley & Co. LLC WAM6YERMS70XFZUJY219	01/08/2020	01/10/2040	1	10,000,000	...REC 3ML [PAY SWP: USD 1.977400 10-JAN-2040]	0	0	(14,856)	(2,049,211)		(2,049,211)	(2,049,211)	0	0	0	221,034	0001	
CL INTEREST RATE SWAP, REC 3ML, PAY FIXED	Stable Value Products	Exhibit 5	INTEREST RISK	LCH. Clearnet LLC/Morgan Stanley & Co. LLC WAM6YERMS70XFZUJY219	01/31/2020	02/04/2021	1	17,000,000	...REC 3ML [PAY SWP: USD 1.594500 04-FEB-2021]	0	0	(20,930)	(128,265)		(128,265)	(128,265)	0	0	0	65,841	0001	
CL INTEREST RATE SWAP, REC FIXED, PAY 3ML	Stable Value Products	Exhibit 5	INTEREST RISK	LCH. Clearnet LLC/Morgan Stanley & Co. LLC WAM6YERMS70XFZUJY219	01/31/2020	02/04/2022	1	11,000,000	...REC SWP: USD 1.425100 04-FEB-2022 [PAY 3ML]	0	0	5,875	206,415		206,415	206,415	0	0	0	69,570	0001	
CL INTEREST RATE SWAP, REC 3ML, PAY FIXED	Stable Value Products	Exhibit 5	INTEREST RISK	LCH. Clearnet LLC/Morgan Stanley & Co. LLC WAM6YERMS70XFZUJY219	01/31/2020	02/04/2023	1	15,000,000	...REC 3ML [PAY SWP: USD 1.375460 04-FEB-2023]	0	0	(4,896)	(445,487)		(445,487)	(445,487)	0	0	0	120,934	0001	
CL INTEREST RATE SWAP, REC 3ML, PAY FIXED	Stable Value Products	Exhibit 5	INTEREST RISK	LCH. Clearnet LLC/Morgan Stanley & Co. LLC WAM6YERMS70XFZUJY219	01/31/2020	02/04/2025	1	12,000,000	...REC 3ML [PAY SWP: USD 1.365500 04-FEB-2025]	0	0	(3,336)	(584,510)		(584,510)	(584,510)	0	0	0	128,724	0001	
CL INTEREST RATE SWAP, REC 3ML, PAY FIXED	Stable Value Products	Exhibit 5	INTEREST RISK	LCH. Clearnet LLC/Morgan Stanley & Co. LLC WAM6YERMS70XFZUJY219	01/31/2020	02/04/2027	1	17,000,000	...REC 3ML [PAY SWP: USD 1.408900 04-FEB-2027]	0	0	(7,594)	(1,081,641)		(1,081,641)	(1,081,641)	0	0	0	218,414	0001	
CL INTEREST RATE SWAP, REC FIXED, PAY 3ML	Stable Value Products	Exhibit 5	INTEREST RISK	LCH. Clearnet LLC/Morgan Stanley & Co. LLC WAM6YERMS70XFZUJY219	01/31/2020	02/04/2035	1	26,000,000	...REC SWP: USD 1.603580 04-FEB-2035 [PAY 3ML]	0	0	31,266	2,992,028		2,992,028	2,992,028	0	0	0	496,869	0001	

STATEMENT AS OF JUNE 30, 2020 OF THE VOYA RETIREMENT INSURANCE AND ANNUITY COMPANY

SCHEDULE DB - PART A - SECTION 1

Showing all Options, Caps, Floors, Collars, Swaps and Forwards Open as of Current Statement Date

1	2	3	4	5	6	7	8	9	10	11	12	13	14	15	16	17	18	19	20	21	22	23
Description	Description of Item(s) Hedged, Used for Income Generation or Replicated	Schedule/ Exhibit Identifier	Type(s) of Risk(s) (a)	Exchange, Counterparty or Central Clearinghouse	Trade Date	Date of Maturity or Expiration	Number of Contracts	Notional Amount	Strike Price, Rate or Index Received (Paid)	Cumulative Prior Year(s) Initial Cost of Un-discounted Premium (Received) Paid	Current Year Initial Cost of Un-discounted Premium (Received) Paid	Current Year Income	Book/ Adjusted Carrying Value	Code	Fair Value	Unrealized Valuation Increase/ (Decrease)	Total Foreign Exchange Change in B./A.C.V.	Current Year's (Amortization)/ Accretion	Adjustment to Carrying Value of Hedged Item	Potential Exposure	Credit Quality of Reference Entity	Hedge Effectiveness at Inception and at Quarter-end (b)
CL INTEREST RATE SWAP, REC FIXED, PAY 3ML	Stable Value Products	Exhibit 5	INTEREST RISK	LCH. Clearnet LLC/Morgan Stanley & Co. LLC WAM6YERMS70XFZUJY219	01/31/2020	02/04/2040	1	125,000,000	1.667500 04-FEB-2040 [PAY 3ML]	0	0	179,610	18,446,229		18,446,229	18,446,229	0	0	0	2,767,766	0001	
CL INTEREST RATE SWAP, REC FIXED, PAY 3ML	Stable Value Products	Exhibit 5	INTEREST RISK	LCH. Clearnet LLC/Morgan Stanley & Co. LLC WAM6YERMS70XFZUJY219	01/31/2020	02/04/2030	1	17,000,000	1.483500 04-FEB-2030 [PAY 3ML]	0	0	12,575	1,398,542		1,398,542	1,398,542	0	0	0	263,438	0001	
CL INTEREST RATE SWAP, REC FIXED, PAY 3ML	Cash flow hedge mortgage derivative Products	D-1	INTEREST RISK	LCH. Clearnet LLC/Morgan Stanley & Co. LLC WAM6YERMS70XFZUJY219	02/24/2020	02/26/2030	1	185,000,000	1.283800 26-FEB-2030 [PAY 3ML]	0	0	(8,867)	11,763,524		11,763,524	11,763,524	0	0	0	2,875,806	0002	
CL INTEREST RATE SWAP, REC FIXED, PAY 3ML	Cash flow hedge mortgage derivative Products	D-1	INTEREST RISK	LCH. Clearnet LLC/Morgan Stanley & Co. LLC WAM6YERMS70XFZUJY219	02/24/2020	02/26/2030	1	5,000,000	1.283800 26-FEB-2030 [PAY 3ML]	0	0	(240)	317,933		317,933	317,933	0	0	0	77,724	0002	
CL INTEREST RATE SWAP, REC FIXED, PAY 3ML	Cash flow hedge mortgage derivative Products	D-1	INTEREST RISK	LCH. Clearnet LLC/Morgan Stanley & Co. LLC WAM6YERMS70XFZUJY219	02/25/2020	02/27/2030	1	185,000,000	1.271800 27-FEB-2030 [PAY 3ML]	0	0	(18,674)	11,549,262		11,549,262	11,549,262	0	0	0	2,876,214	0002	
CL INTEREST RATE SWAP, REC FIXED, PAY 3ML	Cash flow hedge mortgage derivative Products	D-1	INTEREST RISK	LCH. Clearnet LLC/Morgan Stanley & Co. LLC WAM6YERMS70XFZUJY219	02/25/2020	02/27/2030	1	5,000,000	1.271800 27-FEB-2030 [PAY 3ML]	0	0	(505)	312,142		312,142	312,142	0	0	0	77,736	0002	
CL INTEREST RATE SWAP, REC FIXED, PAY 3ML	Cash flow hedge mortgage derivative Products	D-1	INTEREST RISK	LCH. Clearnet LLC/Morgan Stanley & Co. LLC WAM6YERMS70XFZUJY219	03/02/2020	03/04/2030	1	185,000,000	1.069850 04-MAR-2030 [PAY 3ML]	0	0	1,906	8,000,440		8,000,440	8,000,440	0	0	0	2,878,250	0002	
CL INTEREST RATE SWAP, REC 1ML, PAY FIXED	Cash flow hedge mortgage derivative Products	D-1	INTEREST RISK	LCH. Clearnet LLC/Morgan Stanley & Co. LLC WAM6YERMS70XFZUJY219	05/19/2020	05/21/2027	1	96,000,000	0.437600 21-MAY-2027 [PAY 1ML]	0	38,807	(27,533)	(524,906)		(524,906)	(563,076)	0	(637)	0	1,260,231	0002	
CL INTEREST RATE SWAP, REC 1ML, PAY FIXED	Cash flow hedge mortgage derivative Products	D-1	INTEREST RISK	LCH. Clearnet LLC/Morgan Stanley & Co. LLC WAM6YERMS70XFZUJY219	05/19/2020	05/21/2025	1	65,307,000	0.300000 21-MAY-2025 [PAY 1ML]	0	(557)	(8,744)	(251,663)		(251,663)	(251,119)	0	13	0	722,311	0002	
CL INTEREST RATE SWAP, REC 1ML, PAY FIXED	Cash flow hedge mortgage derivative Products	D-1	INTEREST RISK	LCH. Clearnet LLC/Morgan Stanley & Co. LLC WAM6YERMS70XFZUJY219	05/19/2020	05/21/2023	1	503,696,000	0.178200 21-MAY-2023 [PAY 3ML]	0	23,987	701	(692,406)		(692,406)	(715,475)	0	(918)	0	4,281,720	0002	
CL INTEREST RATE SWAP, REC 3ML, PAY FIXED	Cash flow hedge mortgage derivative Products	D-1	INTEREST RISK	LCH. Clearnet LLC/Morgan Stanley & Co. LLC WAM6YERMS70XFZUJY219	05/19/2020	05/21/2023	1	295,187,000	0.178300 21-MAY-2023 [PAY 3ML]	0	836,963	67,230	436,736		436,736	(368,183)	0	(32,044)	0	2,509,268	0002	
CL INTEREST RATE SWAP, REC 1ML, PAY FIXED	Cash flow hedge mortgage derivative Products	D-1	INTEREST RISK	LCH. Clearnet LLC/Morgan Stanley & Co. LLC WAM6YERMS70XFZUJY219	05/19/2020	05/21/2030	1	65,913,000	0.610600 21-MAY-2030 [PAY 1ML]	0	2,825	(31,574)	(533,877)		(533,877)	(536,669)	0	(32)	0	1,036,737	0002	
CL INTEREST RATE SWAP, REC 3ML, PAY FIXED	Cash flow hedge mortgage derivative Products	D-1	INTEREST RISK	LCH. Clearnet LLC/Morgan Stanley & Co. LLC WAM6YERMS70XFZUJY219	05/19/2020	05/21/2022	1	1,000,000,000	0.262500 21-MAY-2022 [PAY 3ML]	0	(77,646)	134,421	(630,944)		(630,944)	(557,753)	0	4,455	0	6,874,611	0002	
CL INTEREST RATE SWAP, REC FIXED, PAY 3ML	Cash flow hedge mortgage derivative Products	D-1	INTEREST RISK	LCH. Clearnet LLC/Morgan Stanley & Co. LLC WAM6YERMS70XFZUJY219	05/19/2020	05/21/2050	1	75,000,000	0.960000 21-MAY-2050 [PAY 3ML]	0	13,900	48,086	855,130		855,130	841,283	0	(53)	0	2,050,862	0002	
111999999. Subtotal - Swaps - Hedging Other - Interest Rate										16,383	838,279	19,839,317	362,957,136	XXX	362,957,136	211,868,376	0	(32,012)	0	141,467,203	XXX	XXX

E06.25

STATEMENT AS OF JUNE 30, 2020 OF THE VOYA RETIREMENT INSURANCE AND ANNUITY COMPANY

SCHEDULE DB - PART A - SECTION 1

Showing all Options, Caps, Floors, Collars, Swaps and Forwards Open as of Current Statement Date

1	2	3	4	5	6	7	8	9	10	11	12	13	14	15	16	17	18	19	20	21	22	23
Description	Description of Item(s) Hedged, Used for Income Generation or Replicated	Schedule/ Exhibit Identifier	Type(s) of Risk(s) (a)	Exchange, Counterparty or Central Clearinghouse	Trade Date	Date of Maturity or Expiration	Number of Contracts	Notional Amount	Strike Price, Rate or Index Received (Paid)	Cumulative Prior Year(s) Initial Cost of Un-discounted Premium (Received) Paid	Current Year Initial Cost of Un-discounted Premium (Received) Paid	Current Year Income	Book/ Adjusted Carrying Value	Code	Fair Value	Unrealized Valuation Increase/ (Decrease)	Total Foreign Exchange Change in B./A.C.V.	Current Year's (Amortization)/ Accretion	Adjustment to Carrying Value of Hedged Item	Potential Exposure	Credit Quality of Reference Entity	Hedge Effectiveness at Inception and at Quarter-end (b)
CDS BUY, SCDS: (GP)	Credit Hedge	D-1	CREDIT RISK	JPMORGAN CHASE BANK, N.A. 7H6GLXDRUGOFU57RNE97	.06/16/2017	.12/20/2020	.1	2,790,000	SCDS: (GP)	(65,956)	0	(14,105)	(12,879)		(12,879)	2,635	0	9,378	0	0		0003
CDS BUY, SCDS: (BLL)	Credit Hedge	D-1	CREDIT RISK	Goldman Sachs International W22LR0WP21HZNB6K528	.05/28/2020	.12/20/2023	.1	200,000	SCDS: (BLL)	0	(3,286)	(183)	(1,272)		(1,272)	1,931	0	83	0	0		0003
CDS BUY, SCDS: (BLL)	Credit Hedge	D-1	CREDIT RISK	Goldman Sachs International W22LR0WP21HZNB6K528	.05/28/2020	.12/20/2023	.1	300,000	SCDS: (BLL)	0	(4,930)	(275)	(1,908)		(1,908)	2,897	0	125	0	0		0003
CDS BUY, SCDS: (NEE)	Credit Hedge	D-1	CREDIT RISK	Barclays Bank, PLC G5GSEF7VJP517OUK5573	.05/28/2020	.06/20/2021	.1	7,500,000	SCDS: (NEE)	0	(69,969)	(6,875)	(61,057)		(61,057)	2,961	0	5,951	0	0		0003
CL CDS BUY, ICE: (AZO)	Credit Hedge	D-1	CREDIT RISK	Intercontinental Exchange Holdings, Inc./Morgan Stanley & Co. LLC 549300R41G1TWPZT5U32	.02/14/2017	.12/20/2020	.1	26,655,000	ICE: (AZO)	(646,101)	0	(133,938)	(121,590)		(121,590)	35,074	0	83,893	0	0	1	0003
CL CDS BUY, ICE: (T)	Credit Hedge	D-1	CREDIT RISK	Intercontinental Exchange Holdings, Inc./Morgan Stanley & Co. LLC 549300R41G1TWPZT5U32	.02/14/2017	.03/20/2021	.1	10,000,000	ICE: (T)	(244,975)	0	(50,244)	(24,448)		(24,448)	43,880	0	29,883	0	0	1	0003
CL CDS BUY, ICE: (T)	Credit Hedge	D-1	CREDIT RISK	Intercontinental Exchange Holdings, Inc./Morgan Stanley & Co. LLC 549300R41G1TWPZT5U32	.06/16/2017	.03/20/2021	.1	43,000,000	ICE: (T)	(623,166)	0	(216,048)	(105,125)		(105,125)	234,411	0	82,770	0	0	1	0003
CL CDS BUY, ICE: (BAC)	Credit Hedge	D-1	CREDIT RISK	Intercontinental Exchange Holdings, Inc./Morgan Stanley & Co. LLC 549300R41G1TWPZT5U32	.06/16/2017	.03/20/2021	.1	10,000,000	ICE: (BAC)	(215,030)	0	(50,228)	(45,180)		(45,180)	27,867	0	28,504	0	0	1	0003
CL CDS BUY, ICE: (C)	Credit Hedge	D-1	CREDIT RISK	Intercontinental Exchange Holdings, Inc./Morgan Stanley & Co. LLC 549300R41G1TWPZT5U32	.06/16/2017	.09/20/2020	.1	15,000,000	ICE: (C)	(276,894)	0	(75,523)	(19,832)		(19,832)	30,259	0	42,400	0	0	1	0003
CL CDS BUY, ICE: (IP)	Credit Hedge	D-1	CREDIT RISK	Intercontinental Exchange Holdings, Inc./Morgan Stanley & Co. LLC 549300R41G1TWPZT5U32	.06/16/2017	.03/20/2022	.1	4,600,000	ICE: (IP)	(117,201)	0	(22,964)	(70,379)		(70,379)	5,485	0	12,288	0	0	1	0003
CL CDS BUY, ICE: (ALTRIA)	Credit Hedge	D-1	CREDIT RISK	Intercontinental Exchange Holdings, Inc./Morgan Stanley & Co. LLC 549300R41G1TWPZT5U32	.09/25/2019	.06/20/2021	.1	15,000,000	ICE: (ALTRIA)	(201,688)	0	(75,174)	(130,916)		(130,916)	3,043	0	57,898	0	0	1	0003
CL CDS BUY, ICE: (BATSLN)	Credit Hedge	D-1	CREDIT RISK	Intercontinental Exchange Holdings, Inc./Morgan Stanley & Co. LLC 549300R41G1TWPZT5U32	.05/19/2020	.06/20/2025	.1	6,000,000	ICE: (BATSLN)	0	(252,706)	(6,978)	(257,375)		(257,375)	(10,381)	0	5,712	0	0	1	0003
CL CDS BUY, ICE: (MCK)	Credit Hedge	D-1	CREDIT RISK	Intercontinental Exchange Holdings, Inc./Morgan Stanley & Co. LLC 549300R41G1TWPZT5U32	.05/19/2020	.03/20/2021	.1	5,000,000	ICE: (MCK)	0	(35,845)	(5,830)	(33,062)		(33,062)	(2,154)	0	4,936	0	0	1	0003
CL CDS BUY, ICE: (CSCHLD)	Credit Hedge	D-1	CREDIT RISK	Intercontinental Exchange Holdings, Inc./Morgan Stanley & Co. LLC 549300R41G1TWPZT5U32	.05/21/2020	.12/20/2021	.1	1,610,000	ICE: (CSCHLD)	0	(104,223)	(8,935)	(101,632)		(101,632)	(4,622)	0	7,213	0	0	1	0003
CL CDS BUY, ICE: (LEN)	Credit Hedge	D-1	CREDIT RISK	Intercontinental Exchange Holdings, Inc./Morgan Stanley & Co. LLC 549300R41G1TWPZT5U32	.05/28/2020	.12/20/2022	.1	2,500,000	ICE: (LEN)	0	(279,101)	(11,438)	(255,807)		(255,807)	13,454	0	9,840	0	0	1	0003
CL CDS BUY, ICE: (DHI)	Credit Hedge	D-1	CREDIT RISK	Intercontinental Exchange Holdings, Inc./Morgan Stanley & Co. LLC 549300R41G1TWPZT5U32	.05/28/2020	.09/20/2022	.1	2,500,000	ICE: (DHI)	0	(42,398)	(2,288)	(45,834)		(45,834)	(5,092)	0	1,656	0	0	1	0003

E06.26

STATEMENT AS OF JUNE 30, 2020 OF THE VOYA RETIREMENT INSURANCE AND ANNUITY COMPANY

SCHEDULE DB - PART A - SECTION 1

Showing all Options, Caps, Floors, Collars, Swaps and Forwards Open as of Current Statement Date

1	2	3	4	5	6	7	8	9	10	11	12	13	14	15	16	17	18	19	20	21	22	23
Description	Description of Item(s) Hedged, Used for Income Generation or Replicated	Schedule/ Exhibit Identifier	Type(s) of Risk(s) (a)	Exchange, Counterparty or Central Clearinghouse	Trade Date	Date of Maturity or Expiration	Number of Contracts	Notional Amount	Strike Price, Rate or Index Received (Paid)	Cumulative Prior Year(s) Initial Cost of Un-discounted Premium (Received) Paid	Current Year Initial Cost of Un-discounted Premium (Received) Paid	Current Year Income	Book/ Adjusted Carrying Value	Code	Fair Value	Unrealized Valuation Increase/ (Decrease)	Total Foreign Exchange Change in B./A.C.V.	Current Year's (Amortization)/ Accretion	Adjustment to Carrying Value of Hedged Item	Potential Exposure	Credit Quality of Reference Entity	Hedge Effectiveness at Inception and at Quarter-end (b)
CL CDS BUY, ICE: (IR)	Credit Hedge	D-1	CREDIT RISK	Intercontinental Exchange Holdings, Inc./Morgan Stanley & Co. LLC	06/03/2020	06/20/2023	1	2,000,000	ICE: (IR)	0	(56,421)	(1,496)	(56,039)	XXX	(56,039)	(988)	0	1,370	0	0	1	0003
1129999999. Subtotal - Swaps - Hedging Other - Credit Default										(2,391,011)	(848,879)	(682,522)	(1,344,335)	XXX	(1,344,335)	380,660	0	383,900	0	0	XXX	XXX
1169999999. Subtotal - Swaps - Hedging Other										(2,374,628)	(10,600)	19,156,795	361,612,801	XXX	361,612,801	212,249,036	0	351,888	0	141,467,203	XXX	XXX
CDS SELL, CDS: (CMBX.NA.11.AAA)	CDS: (CMBX.NA.11.AAA)	DB-C	CREDIT RISK	Morgan Stanley Capital Services LLC	17331LVCZKQKX5T7XV54	12/06/2018	11/18/2054	1	5,000,000	CDS: (CMBX.NA.11.AAA)	(80,355)	12,639	(76,872)	XXX	16,430	0	0	1,114	0	5,000,000	1	0003
CDS SELL, CDS: (CMBX.NA.13.AAA)	CDS: (CMBX.NA.13.AAA)	DB-C	CREDIT RISK	Morgan Stanley Capital Services LLC	17331LVCZKQKX5T7XV54	03/10/2020	12/16/2072	1	5,000,000	CDS: (CMBX.NA.13.AAA)	0	(188,818)	7,778	XXX	(182,626)	0	0	6,193	0	5,000,000	1	0003
CDS SELL, CDS: (CMBX.NA.13.AAA)	CDS: (CMBX.NA.13.AAA)	DB-C	CREDIT RISK	Morgan Stanley Capital Services LLC	17331LVCZKQKX5T7XV54	03/12/2020	12/16/2072	1	10,000,000	CDS: (CMBX.NA.13.AAA)	0	(531,201)	15,278	XXX	(514,086)	0	0	17,115	0	10,000,000	1	0003
CDS SELL, CDS: (CMBX.NA.13.AAA)	CDS: (CMBX.NA.13.AAA)	DB-C	CREDIT RISK	Morgan Stanley Capital Services LLC	17331LVCZKQKX5T7XV54	03/16/2020	12/16/2072	1	10,000,000	CDS: (CMBX.NA.13.AAA)	0	(605,858)	14,722	XXX	(587,039)	0	0	18,819	0	10,000,000	1	0003
CDS SELL, CDS: (CMBX.NA.13.AAA)	CDS: (CMBX.NA.13.AAA)	DB-C	CREDIT RISK	Morgan Stanley Capital Services LLC	17331LVCZKQKX5T7XV54	03/18/2020	12/16/2072	1	7,000,000	CDS: (CMBX.NA.13.AAA)	0	(524,019)	10,111	XXX	(508,046)	0	0	15,973	0	7,000,000	1	0003
CDS SELL, CDS: (CMBX.NA.13.AAA)	CDS: (CMBX.NA.13.AAA)	DB-C	CREDIT RISK	Morgan Stanley Capital Services LLC	17331LVCZKQKX5T7XV54	03/24/2020	12/16/2072	1	5,000,000	CDS: (CMBX.NA.13.AAA)	0	(414,553)	8,819	XXX	(402,639)	0	0	11,914	0	5,000,000	1	0003
1189999999. Subtotal - Swaps - Replication - Credit Default										(80,355)	(2,264,449)	69,347	(2,271,308)	XXX	(446,585)	0	0	71,128	0	42,000,000	XXX	XXX
1229999999. Subtotal - Swaps - Replication										(80,355)	(2,264,449)	69,347	(2,271,308)	XXX	(446,585)	0	0	71,128	0	42,000,000	XXX	XXX
1289999999. Subtotal - Swaps - Income Generation										0	0	0	0	XXX	0	0	0	0	0	0	XXX	XXX
1349999999. Subtotal - Swaps - Other										0	0	0	0	XXX	0	0	0	0	0	0	XXX	XXX
1359999999. Total Swaps - Interest Rate										16,383	838,279	5,124,995	362,957,136	XXX	78,341,756	211,868,376	0	(32,012)	0	170,311,038	XXX	XXX
1369999999. Total Swaps - Credit Default										(2,471,366)	(3,113,328)	(613,175)	(3,615,643)	XXX	(1,790,920)	380,660	0	455,028	0	42,000,000	XXX	XXX
1379999999. Total Swaps - Foreign Exchange										(4,592,595)	61,640	5,330,699	11,558,666	XXX	51,514,968	0	24,294,058	0	8,415,005	XXX	XXX	
1389999999. Total Swaps - Total Return										0	0	0	0	XXX	0	0	0	0	0	0	XXX	XXX
1399999999. Total Swaps - Other										0	0	0	0	XXX	0	0	0	0	0	0	XXX	XXX
1409999999. Total Swaps										(7,047,578)	(2,213,409)	9,842,519	370,900,159	XXX	128,065,804	212,249,036	24,294,058	423,016	0	220,726,043	XXX	XXX
FWD COMMIT, UMBS 30YR TBA(REG A)	Cash flow hedge mortgage derivative Products	D-1	INTEREST RISK	Bank of America, N.A.	B4TYDEB6KMZ0031MB27	05/13/2020	07/01/2050	1	35,000,000	UMBS 30YR TBA(REG A)	0	0	311,719	XXX	311,719	311,719	0	0	0	34,273	0002	
FWD COMMIT, UMBS 30YR TBA(REG A)	Cash flow hedge mortgage derivative Products	D-1	INTEREST RISK	Credit Suisse International	E58DKGJLJYYYJLN8C3868	06/10/2020	08/01/2050	1	22,000,000	UMBS 30YR TBA(REG A)	0	0	153,401	XXX	153,401	153,401	0	0	0	38,192	0002	
FWD COMMIT, UMBS 30YR TBA(REG A)	Cash flow hedge mortgage derivative Products	D-1	INTEREST RISK	Barclays Bank, PLC	G5GSEF7VJP5I70UK5573	06/10/2020	08/01/2050	1	100,000,000	UMBS 30YR TBA(REG A)	0	0	699,228	XXX	699,228	699,228	0	0	0	173,600	0002	
FWD COMMIT, UMBS 30YR TBA(REG A)	Cash flow hedge mortgage derivative Products	D-1	INTEREST RISK	Credit Suisse International	E58DKGJLJYYYJLN8C3868	06/10/2020	08/01/2050	1	40,000,000	UMBS 30YR TBA(REG A)	0	0	278,910	XXX	278,910	278,910	0	0	0	69,440	0002	
FWD COMMIT, UMBS 30YR TBA(REG A)	Cash flow hedge mortgage derivative Products	D-1	INTEREST RISK	Credit Suisse International	E58DKGJLJYYYJLN8C3868	06/10/2020	08/01/2050	1	8,000,000	UMBS 30YR TBA(REG A)	0	0	55,782	XXX	55,782	55,782	0	0	0	13,888	0002	
FWD COMMIT, UMBS 30YR TBA(REG A)	Cash flow hedge mortgage derivative Products	D-1	INTEREST RISK	Morgan Stanley Capital Services LLC	17331LVCZKQKX5T7XV54	06/11/2020	08/01/2050	1	30,000,000	UMBS 30YR TBA(REG A)	0	0	(16,986)	XXX	(16,986)	(16,986)	0	0	0	52,080	0002	
FWD COMMIT, UMBS 30YR TBA(REG A)	Cash flow hedge mortgage derivative Products	D-1	INTEREST RISK	Barclays Bank, PLC	G5GSEF7VJP5I70UK5573	06/15/2020	08/01/2050	1	50,000,000	UMBS 30YR TBA(REG A)	0	0	255,864	XXX	255,864	255,864	0	0	0	86,800	0002	

EO6.27

STATEMENT AS OF JUNE 30, 2020 OF THE VOYA RETIREMENT INSURANCE AND ANNUITY COMPANY

SCHEDULE DB - PART A - SECTION 1

Showing all Options, Caps, Floors, Collars, Swaps and Forwards Open as of Current Statement Date

1	2	3	4	5	6	7	8	9	10	11	12	13	14	15	16	17	18	19	20	21	22	23
Description	Description of Item(s) Hedged, Used for Income Generation or Replicated	Schedule/ Exhibit Identifier	Type(s) of Risk(s) (a)	Exchange, Counterparty or Central Clearinghouse	Trade Date	Date of Maturity or Expiration	Number of Contracts	Notional Amount	Strike Price, Rate or Index Received (Paid)	Cumulative Prior Year(s) Initial Cost of Un-discounted Premium (Received) Paid	Current Year Initial Cost of Un-discounted Premium (Received) Paid	Current Year Income	Book/ Adjusted Carrying Value	Code	Fair Value	Unrealized Valuation Increase/ (Decrease)	Total Foreign Exchange Change in B./A.C.V.	Current Year's (Amortization)/ Accretion	Adjustment to Carrying Value of Hedged Item	Potential Exposure	Credit Quality of Reference Entity	Hedge Effectiveness at Inception and at Quarter-end (b)
FWD COMMIT, UMBS 30YR TBA(REG A)	Cash flow hedge mortgage derivative Products	D-1	INTEREST RISK	Morgan Stanley Capital Services LLC 17331LVCZKQKX5T7XV54	06/15/2020	08/01/2050	1	19,000,000	UMBS 30YR TBA(REG A)	0	0	0	89,435		89,435	89,435	0	0	0	32,984	0002	
FWD COMMIT, UMBS 30YR TBA(REG A)	Cash flow hedge mortgage derivative Products	D-1	INTEREST RISK	Morgan Stanley Capital Services LLC 17331LVCZKQKX5T7XV54	06/15/2020	08/01/2050	1	7,000,000	UMBS 30YR TBA(REG A)	0	0	0	32,950		32,950	32,950	0	0	0	12,152	0002	
FWD COMMIT, UMBS 30YR TBA(REG A)	Cash flow hedge mortgage derivative Products	D-1	INTEREST RISK	Credit Suisse International E58DKGMJYYJLN8C3868	06/17/2020	08/01/2050	1	100,000,000	UMBS 30YR TBA(REG A)	0	0	0	595,725		595,725	595,725	0	0	0	173,600	0002	
FWD COMMIT, UMBS 30YR TBA(REG A)	Cash flow hedge mortgage derivative Products	D-1	INTEREST RISK	Credit Suisse International E58DKGMJYYJLN8C3868	06/16/2020	08/01/2050	1	150,000,000	UMBS 30YR TBA(REG A)	0	0	0	858,413		858,413	858,413	0	0	0	260,400	0002	
FWD COMMIT, UMBS 30YR TBA(REG A)	Cash flow hedge mortgage derivative Products	D-1	INTEREST RISK	Bank of America, N.A. B4TYDEB6GMZ0031MB27	06/17/2020	08/01/2050	1	150,000,000	UMBS 30YR TBA(REG A)	0	0	0	858,413		858,413	858,413	0	0	0	260,400	0002	
FWD COMMIT, UMBS 30YR TBA(REG A)	Cash flow hedge mortgage derivative Products	D-1	INTEREST RISK	Morgan Stanley Capital Services LLC 17331LVCZKQKX5T7XV54	06/22/2020	08/01/2050	1	300,000,000	UMBS 30YR TBA(REG A)	0	0	0	1,195,341		1,195,341	1,195,341	0	0	0	520,800	0002	
FWD COMMIT, UMBS 30YR TBA(REG A)	Cash flow hedge mortgage derivative Products	D-1	INTEREST RISK	Morgan Stanley Capital Services LLC 17331LVCZKQKX5T7XV54	06/24/2020	08/01/2050	1	300,000,000	UMBS 30YR TBA(REG A)	0	0	0	1,242,216		1,242,216	1,242,216	0	0	0	520,800	0002	
FWD COMMIT, UMBS 30YR TBA(REG A)	Cash flow hedge mortgage derivative Products	D-1	INTEREST RISK	Bank of America, N.A. B4TYDEB6GMZ0031MB27	06/26/2020	08/01/2050	1	15,000,000	UMBS 30YR TBA(REG A)	0	0	0	38,966		38,966	38,966	0	0	0	26,040	0002	
FWD COMMIT, UMBS 30YR TBA(REG A)	Cash flow hedge mortgage derivative Products	D-1	INTEREST RISK	Credit Suisse International E58DKGMJYYJLN8C3868	06/29/2020	08/01/2050	1	130,000,000	UMBS 30YR TBA(REG A)	0	0	0	236,145		236,145	236,145	0	0	0	225,680	0002	
FWD COMMIT, UMBS 30YR TBA(REG A)	Cash flow hedge mortgage derivative Products	D-1	INTEREST RISK	Credit Suisse International E58DKGMJYYJLN8C3868	06/30/2020	07/01/2050	1	50,000,000	UMBS 30YR TBA(REG A)	0	0	0	(3,925)		(3,925)	(3,925)	0	0	0	48,962	0002	
FWD COMMIT, UMBS 30YR TBA(REG A)	Cash flow hedge mortgage derivative Products	D-1	INTEREST RISK	Bank of America, N.A. B4TYDEB6GMZ0031MB27	06/30/2020	07/01/2050	1	150,000,000	UMBS 30YR TBA(REG A)	0	0	0	(11,775)		(11,775)	(11,775)	0	0	0	146,885	0002	
CURRENCY FORWARD, AUD/USD	Foreign Currency Hedge - Limited Partnerships/Alte	BA	Currency	JPMORGAN CHASE BANK, N.A. 7H6GLXDRUGOFU57RNE97	04/21/2020	07/21/2020	1	351,819	AUD/USD	0	0	0	(33,453)		(33,453)	(20)	(33,433)	0	0	423	0004	
CURRENCY FORWARD, AUD/USD	Foreign Currency Hedge - Limited Partnerships/Alte	BA	Currency	JPMORGAN CHASE BANK, N.A. 7H6GLXDRUGOFU57RNE97	04/21/2020	07/21/2020	1	703,640	AUD/USD	0	0	0	(66,907)		(66,907)	(40)	(66,867)	0	0	844	0004	
CURRENCY FORWARD, CNH/USD	Foreign Currency Hedge - Limited Partnerships/Alte	BA	Currency	Goldman Sachs International W22LROIP21HZNB6K528	04/21/2020	07/21/2020	1	1,192,277	CNH/USD	0	0	0	(7,105)		(7,105)	1,218	(8,323)	0	0	1,430	0004	
CURRENCY FORWARD, CNH/USD	Foreign Currency Hedge - Limited Partnerships/Alte	BA	Currency	Goldman Sachs International W22LROIP21HZNB6K528	04/21/2020	07/21/2020	1	2,384,554	CNH/USD	0	0	0	(14,210)		(14,210)	2,437	(16,646)	0	0	2,860	0004	
CURRENCY FORWARD, CNH/USD	Foreign Currency Hedge - Limited Partnerships/Alte	BA	Currency	Goldman Sachs International W22LROIP21HZNB6K528	04/21/2020	07/21/2020	1	690,100	CNH/USD	0	0	0	(4,112)		(4,112)	705	(4,818)	0	0	828	0004	
CURRENCY FORWARD, EUR/USD	Foreign Currency Hedge - Limited Partnerships/Alte	BA	Currency	Morgan Stanley Capital Services LLC 17331LVCZKQKX5T7XV54	04/21/2020	07/21/2020	1	250,866	EUR/USD	0	0	0	(8,758)		(8,758)	(345)	(8,412)	0	0	301	0004	
CURRENCY FORWARD, EUR/USD	Foreign Currency Hedge - Limited Partnerships/Alte	BA	Currency	Morgan Stanley Capital Services LLC 17331LVCZKQKX5T7XV54	04/21/2020	07/21/2020	1	697,861	EUR/USD	0	0	0	(24,362)		(24,362)	(961)	(23,401)	0	0	837	0004	
CURRENCY FORWARD, EUR/USD	Foreign Currency Hedge - Limited Partnerships/Alte	BA	Currency	Morgan Stanley Capital Services LLC 17331LVCZKQKX5T7XV54	04/21/2020	07/21/2020	1	7,666,909	EUR/USD	0	0	0	(267,647)		(267,647)	(10,555)	(257,091)	0	0	9,195	0004	

E06.28

STATEMENT AS OF JUNE 30, 2020 OF THE VOYA RETIREMENT INSURANCE AND ANNUITY COMPANY

SCHEDULE DB - PART A - SECTION 1

Showing all Options, Caps, Floors, Collars, Swaps and Forwards Open as of Current Statement Date

1	2	3	4	5	6	7	8	9	10	11	12	13	14	15	16	17	18	19	20	21	22	23
Description	Description of Item(s) Hedged, Used for Income Generation or Replicated	Schedule/ Exhibit Identifier	Type(s) of Risk(s) (a)	Exchange, Counterparty or Central Clearinghouse	Trade Date	Date of Maturity or Expiration	Number of Contracts	Notional Amount	Strike Price, Rate or Index Received (Paid)	Cumulative Prior Year(s) Initial Cost of Un-discounted Premium (Received) Paid	Current Year Initial Cost of Un-discounted Premium (Received) Paid	Current Year Income	Book/ Adjusted Carrying Value	Code	Fair Value	Unrealized Valuation Increase/ (Decrease)	Total Foreign Exchange Change in B./A.C.V.	Current Year's (Amortization)/ Accretion	Adjustment to Carrying Value of Hedged Item	Potential Exposure	Credit Quality of Reference Entity	Hedge Effectiveness at Inception and at Quarter-end (b)
CURRENCY FORWARD, GBP/USD	Foreign Currency Hedge - Limited Partnerships/Alte	BA	Currency	JPMORGAN CHASE BANK, N.A. 7H6GLXDRUGOFU57RNE97	06/22/2020	07/27/2020	1	38,794,758	GBP/USD	0	0	0	228,900		228,900	(71,383)	300,282	0	0	52,757		0004
CURRENCY FORWARD, CNH/USD	Foreign Currency Hedge - Limited Partnerships/Alte	BA	Currency	Goldman Sachs International W22LROIP21HZNB66K528	06/30/2020	10/23/2020	1	1,272,009	CNH/USD	0	0	0	(59)		(59)	7,586	(7,645)	0	0	3,570		0004
CURRENCY FORWARD, CNH/USD	Foreign Currency Hedge - Limited Partnerships/Alte	BA	Currency	Goldman Sachs International W22LROIP21HZNB66K528	06/30/2020	10/23/2020	1	2,444,283	CNH/USD	0	0	0	(113)		(113)	14,577	(14,690)	0	0	6,860		0004
CURRENCY FORWARD, CNH/USD	Foreign Currency Hedge - Limited Partnerships/Alte	BA	Currency	Goldman Sachs International W22LROIP21HZNB66K528	06/30/2020	10/23/2020	1	636,005	CNH/USD	0	0	0	(29)		(29)	3,793	(3,822)	0	0	1,785		0004
CURRENCY FORWARD, CNH/USD	Foreign Currency Hedge - Limited Partnerships/Alte	BA	Currency	Goldman Sachs International W22LROIP21HZNB66K528	06/30/2020	07/21/2020	1	1,199,258	CNH/USD	0	0	0	124		124	(1,218)	1,343	0	0	1,438		0004
CURRENCY FORWARD, CNH/USD	Foreign Currency Hedge - Limited Partnerships/Alte	BA	Currency	Goldman Sachs International W22LROIP21HZNB66K528	06/30/2020	07/21/2020	1	2,398,515	CNH/USD	0	0	0	249		249	(2,436)	2,685	0	0	2,877		0004
CURRENCY FORWARD, CNH/USD	Foreign Currency Hedge - Limited Partnerships/Alte	BA	Currency	Goldman Sachs International W22LROIP21HZNB66K528	06/30/2020	07/21/2020	1	694,141	CNH/USD	0	0	0	72		72	(705)	777	0	0	832		0004
CURRENCY FORWARD, EUR/USD	Foreign Currency Hedge - Limited Partnerships/Alte	BA	Currency	Morgan Stanley Capital Services LLC 17331LVCZKQKX5T7XV54	06/30/2020	10/23/2020	1	72,301	EUR/USD	0	0	0	6		6	(250)	256	0	0	203		0004
CURRENCY FORWARD, EUR/USD	Foreign Currency Hedge - Limited Partnerships/Alte	BA	Currency	Morgan Stanley Capital Services LLC 17331LVCZKQKX5T7XV54	06/30/2020	10/23/2020	1	86,761	EUR/USD	0	0	0	7		7	(300)	307	0	0	243		0004
CURRENCY FORWARD, EUR/USD	Foreign Currency Hedge - Limited Partnerships/Alte	BA	Currency	Morgan Stanley Capital Services LLC 17331LVCZKQKX5T7XV54	06/30/2020	10/23/2020	1	9,508,743	EUR/USD	0	0	0	770		770	(32,866)	33,636	0	0	26,687		0004
CURRENCY FORWARD, EUR/USD	Foreign Currency Hedge - Limited Partnerships/Alte	BA	Currency	Morgan Stanley Capital Services LLC 17331LVCZKQKX5T7XV54	06/30/2020	07/21/2020	1	259,652	EUR/USD	0	0	0	(28)		(28)	346	(374)	0	0	311		0004
CURRENCY FORWARD, EUR/USD	Foreign Currency Hedge - Limited Partnerships/Alte	BA	Currency	Morgan Stanley Capital Services LLC 17331LVCZKQKX5T7XV54	06/30/2020	07/21/2020	1	722,302	EUR/USD	0	0	0	(78)		(78)	962	(1,040)	0	0	866		0004
CURRENCY FORWARD, EUR/USD	Foreign Currency Hedge - Limited Partnerships/Alte	BA	Currency	Morgan Stanley Capital Services LLC 17331LVCZKQKX5T7XV54	06/30/2020	07/21/2020	1	7,935,426	EUR/USD	0	0	0	(857)		(857)	10,568	(11,425)	0	0	9,517		0004
CURRENCY FORWARD, AUD/USD	Foreign Currency Hedge - Limited Partnerships/Alte	BA	Currency	Morgan Stanley Capital Services LLC 17331LVCZKQKX5T7XV54	06/30/2020	07/21/2020	1	385,717	AUD/USD	0	0	0	(443)		(443)	22	(464)	0	0	463		0004
CURRENCY FORWARD, AUD/USD	Foreign Currency Hedge - Limited Partnerships/Alte	BA	Currency	Morgan Stanley Capital Services LLC 17331LVCZKQKX5T7XV54	06/30/2020	07/21/2020	1	771,435	AUD/USD	0	0	0	(886)		(886)	43	(929)	0	0	925		0004
1439999999	Subtotal - Forwards - Hedging Other									0	0	0	6,670,903	XXX	6,670,903	6,791,000	(120,094)	0	0	2,823,028	XXX	XXX
1479999999	Subtotal - Forwards									0	0	0	6,670,903	XXX	6,670,903	6,791,000	(120,094)	0	0	2,823,028	XXX	XXX
1509999999	Subtotal - SSAP No. 108 Adjustments									0	0	0	0	XXX	0	0	0	0	0	0	XXX	XXX
1689999999	Subtotal - Hedging Effective Excluding Variable Annuity Guarantees Under SSAP No.108									(4,592,595)	61,640	(9,383,623)	11,558,666	XXX	(233,100,412)	0	24,294,058	0	0	37,258,840	XXX	XXX
1699999999	Subtotal - Hedging Effective Variable Annuity Guarantees Under SSAP No.108									0	0	0	0	XXX	0	0	0	0	0	0	XXX	XXX
1709999999	Subtotal - Hedging Other									20,434,749	144,981	19,156,795	369,599,849	XXX	369,599,849	219,449,478	(120,094)	(1,023,942)	0	144,290,231	XXX	XXX
1719999999	Subtotal - Replication									(80,355)	(2,264,449)	69,347	(2,271,308)	XXX	(446,585)	0	71,128	0	0	42,000,000	XXX	XXX
1729999999	Subtotal - Income Generation									0	0	0	0	XXX	0	0	0	0	0	0	XXX	XXX
1739999999	Subtotal - Other									0	0	0	0	XXX	0	0	0	0	0	0	XXX	XXX
1749999999	Subtotal - Adjustments for SSAP No. 108 Derivatives									0	0	0	0	XXX	0	0	0	0	0	0	XXX	XXX
1759999999	Totals									15,761,799	(2,057,828)	9,842,519	378,887,207	XXX	136,052,852	219,449,478	24,173,964	(952,814)	0	223,549,071	XXX	XXX

EOG-29

STATEMENT AS OF JUNE 30, 2020 OF THE VOYA RETIREMENT INSURANCE AND ANNUITY COMPANY

(a)	Code	Description of Hedged Risk(s)

(b)	Code	Financial or Economic Impact of the Hedge at the End of the Reporting Period
	0001	Economic hedge of liability products
	0002	Economic hedge of bond portfolio
	0003	Reduce credit exposure
	0004	Reduce currency exposure

STATEMENT AS OF JUNE 30, 2020 OF THE VOYA RETIREMENT INSURANCE AND ANNUITY COMPANY

SCHEDULE DB - PART B - SECTION 1

Futures Contracts Open as of the Current Statement Date

1	2	3	4	5	6	7	8	9	10	11	12	13	14	Highly Effective Hedges			18	19	20	21	22																		
														15	16	17																							
Ticker Symbol	Number of Contracts	Notional Amount	Description	Description of Item(s) Hedged, Used for Income Generation or Replicated	Schedule/ Exhibit Identifier	Type(s) of Risk(s) (a)	Date of Maturity or Expiration	Exchange	Trade Date	Transaction Price	Reporting Date Price	Fair Value	Book/ Adjusted Carrying Value	Cumulative Variation Margin	Deferred Variation Margin	Change in Variation Margin Gain (Loss) Used to Adjust Basis of Hedged Item	Cumulative Variation Margin for All Other Hedges	Change in Variation Margin Gain (Loss) Recognized in Current Year	Potential Exposure	Hedge Effectiveness at Inception and at Quarter-end (b)	Value of One (1) Point																		
157999999. Subtotal - Long Futures														0	0	0	0	0	0	0	0	0	0	0	0	0	0	0	0	0	0	0	XXX	XXX					
EDUO	13	13,000,000	EUROS 90 DAY SEP 20	Cash Flow Hedge-Mortgage Derivatives Products	D1	Interest Rate	09/15/2020	CME- Chicago Mercantile Exchange	02/21/2018	97.0900	99.7350	0	0	0	0	0	(85,963)	(85,963)	4,680	0003	2.500																		
EDUO	1,893	1,893,000,000	EUROS 90 DAY SEP 20	Cash Flow Hedge-Mortgage Derivatives Products	D1	Interest Rate	09/15/2020	CME- Chicago Mercantile Exchange	02/21/2018	99.2685	99.7350	0	0	0	0	0	(2,207,863)	(2,207,863)	756,699	0003	2.500																		
EDZ0	1,360	1,360,000,000	EUROS 90 DAY DEC 20	Cash Flow Hedge-Mortgage Derivatives Products	D1	Interest Rate	12/15/2020	CME- Chicago Mercantile Exchange	02/21/2018	99.0691	99.7100	(17,000)	0	0	0	0	(2,179,000)	(2,179,000)	543,639	0003	2.500																		
EDH1	1,350	1,350,000,000	EUROS 90 DAY MAR 21	Cash Flow Hedge-Mortgage Derivatives Products	D1	Interest Rate	03/16/2021	CME- Chicago Mercantile Exchange	02/21/2018	99.1392	99.8000	(16,875)	0	0	0	0	(2,230,312)	(2,230,312)	539,642	0003	2.500																		
EDM1	1,350	1,350,000,000	EUROS 90 DAY JUN 21	Cash Flow Hedge-Mortgage Derivatives Products	D1	Interest Rate	06/15/2021	CME- Chicago Mercantile Exchange	02/21/2018	99.1517	99.8200	(16,875)	0	0	0	0	(2,255,391)	(2,255,391)	539,642	0003	2.500																		
EDU1	1,350	1,350,000,000	EUROS 90 DAY SEP 21	Cash Flow Hedge-Mortgage Derivatives Products	D1	Interest Rate	09/15/2021	CME- Chicago Mercantile Exchange	02/21/2018	99.1460	99.8250	(16,875)	0	0	0	0	(2,291,625)	(2,291,625)	539,642	0003	2.500																		
EDZ1	315	315,000,000	EUROS 90 DAY DEC 21	Cash Flow Hedge-Mortgage Derivatives Products	D1	Interest Rate	12/15/2021	CME- Chicago Mercantile Exchange	02/21/2018	97.0100	99.8000	0	0	0	0	0	(2,197,125)	(2,197,125)	125,916	0003	2.500																		
160999999. Subtotal - Short Futures - Hedging Other														(67,625)	0	0	0	0	(13,447,279)	(13,447,279)	3,049,860	XXX	XXX																
164999999. Subtotal - Short Futures														(67,625)	0	0	0	0	(13,447,279)	(13,447,279)	3,049,860	XXX	XXX																
167999999. Subtotal - SSAP No. 108 Adjustments														0	0	0	0	0	0	0	0	0	0	0	0	0	0	0	0	0	XXX	XXX							
168999999. Subtotal - Hedging Effective Excluding Variable Annuity Guarantees Under SSAP No.108														0	0	0	0	0	0	0	0	0	0	0	0	0	0	0	0	0	0	0	XXX	XXX					
169999999. Subtotal - Hedging Effective Variable Annuity Guarantees Under SSAP No.108														0	0	0	0	0	0	0	0	0	0	0	0	0	0	0	0	0	0	0	0	XXX	XXX				
170999999. Subtotal - Hedging Other														(67,625)	0	0	0	0	0	0	(13,447,279)	(13,447,279)	3,049,860	XXX	XXX														
171999999. Subtotal - Replication														0	0	0	0	0	0	0	0	0	0	0	0	0	0	0	0	0	0	0	0	0	XXX	XXX			
172999999. Subtotal - Income Generation														0	0	0	0	0	0	0	0	0	0	0	0	0	0	0	0	0	0	0	0	0	0	XXX	XXX		
173999999. Subtotal - Other														0	0	0	0	0	0	0	0	0	0	0	0	0	0	0	0	0	0	0	0	0	0	0	XXX	XXX	
174999999. Subtotal - Adjustments for SSAP No. 108 Derivatives														0	0	0	0	0	0	0	0	0	0	0	0	0	0	0	0	0	0	0	0	0	0	0	0	XXX	XXX
175999999 - Totals														(67,625)	0	0	0	0	0	0	(13,447,279)	(13,447,279)	3,049,860	XXX	XXX														

E07

Broker Name	NONE		
	Beginning Cash Balance	Cumulative Cash Change	Ending Cash Balance
Total Net Cash Deposits			

(a)	Code	Description of Hedged Risk(s)

(b)	Code	Financial or Economic Impact of the Hedge at the End of the Reporting Period
	0003	Economic Hedge of Bond Portfolio

STATEMENT AS OF JUNE 30, 2020 OF THE VOYA RETIREMENT INSURANCE AND ANNUITY COMPANY

SCHEDULE DB - PART D - SECTION 1

Counterparty Exposure for Derivative Instruments Open as of Current Statement Date

1 Description of Exchange, Counterparty or Central Clearinghouse	2 Master Agreement (Y or N)	3 Credit Support Annex (Y or N)	4 Fair Value of Acceptable Collateral	Book/Adjusted Carrying Value			Fair Value			11 Potential Exposure	12 Off-Balance Sheet Exposure
				5 Contracts With Book/Adjusted Carrying Value >0	6 Contracts With Book/Adjusted Carrying Value <0	7 Exposure Net of Collateral	8 Contracts With Fair Value >0	9 Contracts With Fair Value <0	10 Exposure Net of Collateral		
0199999999 - Aggregate Sum of Exchange Traded Derivatives	XXX	XXX	XXX	0	0	0	0	(67,625)	0	3,049,860	3,049,860
Bank of America, N.A. B4TYDEB6GKMZ0031NB27	Y	Y	3,144,000	1,209,098	(11,775)	0	1,209,098	(11,775)	0	467,599	0
Barclays Bank, PLC G5GSEF7VJP5170UK5573	Y	Y	6,141,000	2,839,142	(61,057)	0	5,372,101	(61,057)	0	889,847	0
BNP Paribas ROMUJWSFPUBMPRO8K5P83	Y	Y	3,130,000	2,326,550	(1,362,467)	0	4,402,610	(1,362,467)	0	504,684	0
Citibank, N.A. 570DZIZ7FF32TWEFA76	Y	Y	30,024,238	9,749,444	(2,894,295)	0	27,426,492	(356,827)	0	4,617,039	0
CREDIT AGRICOLE CORPORATE & INVESTMENT BANK 1VUV7VGFKU0QSJ21A208	Y	Y	500,000	24,820	0	0	334,896	0	0	70,781	0
Credit Suisse International E58DKGMJYYYJLN8C3868	Y	Y	0	2,178,375	(3,925)	2,174,450	2,178,375	(3,925)	2,174,450	830,162	830,162
Goldman Sachs International W22LROWP2IHZN8GK528	Y	Y	7,310,000	2,043,431	(2,348,088)	0	7,079,225	(531,984)	0	1,544,007	0
HSBC Bank USA, National Association 11EBVN3QJCEQV1H4R804	Y	Y	80,000	42,408	(25,460)	0	42,408	(25,460)	0	0	0
JPMORGAN CHASE BANK, N.A. 7H6GLXDRUGJGUFU57RNE97	Y	Y	0	228,900	(113,239)	115,661	228,900	(113,239)	115,661	54,023	54,023
Morgan Stanley Capital Services LLC 17331LVCZKQKX5T7XV54	Y	Y	5,482,119	2,560,725	(2,591,352)	0	2,577,155	(783,059)	0	43,188,365	37,675,619
Societe Generale 02RNE81BXP4ROTDBPU41	Y	Y	3,450,000	74,132	(46,908)	0	3,291,358	(46,908)	0	395,425	0
Wells Fargo Bank, N.A. KB1H1DSRPFMYMUFXT09	Y	Y	8,370,000	3,565,765	(186,939)	0	8,319,334	(186,938)	0	876,097	0
0299999999 - Total NAIC 1 Designation			67,631,357	26,842,790	(9,645,505)	2,290,111	62,461,952	(3,483,639)	2,290,111	53,238,029	38,559,804
0899999999 - Aggregate Sum of Central Clearinghouses (Excluding Exchange Traded)			92,414,119	844,936,028	(483,246,106)	269,275,803	847,250,684	(770,176,145)	0	170,311,042	170,311,042
.....											
.....											
.....											
.....											
.....											
.....											
.....											
0999999999 - Gross Totals			160,045,476	871,778,818	(492,891,611)	271,565,914	909,712,636	(773,727,409)	2,290,111	226,598,931	211,920,706
1. Offset per SSAP No. 64				0	0						
2. Net after right of offset per SSAP No. 64				871,778,818	(492,891,611)						

STATEMENT AS OF JUNE 30, 2020 OF THE VOYA RETIREMENT INSURANCE AND ANNUITY COMPANY

SCHEDULE DB - PART D - SECTION 2

Collateral for Derivative Instruments Open as of Current Statement Date

Collateral Pledged by Reporting Entity

1	2	3	4	5	6	7	8	9
Exchange, Counterparty or Central Clearinghouse	Type of Asset Pledged	CUSIP Identification	Description	Fair Value	Par Value	Book/Adjusted Carrying Value	Maturity Date	Type of Margin (I, V or IV)
GOLDMAN, SACHS & CO	Treasury	F0R8UP27PHTHYVLBN30	Treasury Bond Coupon Rate: 3.5	7,496,602	5,300,000	5,250,344	02/15/2039	I
Morgan Stanley Capital Services LLC	Treasury	I7331LVCZKQKX57XV54	Treasury Bond Coupon Rate: 4.5	1,080,668	685,000	800,253	05/15/2038	IV
LCH/Goldman Sachs and Co.	Treasury	WAM6YERMS70XFZU0Y219	Treasury Bond Coupon Rate: 4.5	15,293,421	9,694,000	11,325,038	05/15/2038	I
CME Group Inc./Morgan Stanley & Co. LLC	Treasury	LC27XYGSLJUHFXNXND88	Treasury Bond Coupon Rate: 4.5	3,706,724	2,349,572	2,744,892	05/15/2038	I
Intercontinental Exchange Holdings, Inc./Morgan Stanley & Co. LLC	Treasury	549300R41G1TWPZT5U32	Treasury Bond Coupon Rate: 4.5	97,816	62,002	72,434	05/15/2038	I
LCH/Morgan Stanley & Co. LLC	Treasury	WAM6YERMS70XFZU0Y219	Treasury Bond Coupon Rate: 4.5	53,881,032	34,153,426	39,899,820	05/15/2038	I
CME Group Inc./Morgan Stanley & Co. LLC	Treasury	LC27XYGSLJUHFXNXND88	Treasury Bond Coupon Rate: 3.5	1,108,847	783,940	776,595	02/15/2039	I
Intercontinental Exchange Holdings, Inc./Morgan Stanley & Co. LLC	Treasury	549300R41G1TWPZT5U32	Treasury Bond Coupon Rate: 3.5	29,261	20,687	20,493	02/15/2039	I
LCH/Morgan Stanley & Co. LLC	Treasury	WAM6YERMS70XFZU0Y219	Treasury Bond Coupon Rate: 3.5	16,118,220	11,395,373	11,288,610	02/15/2039	I
LCH/Goldman Sachs and Co.	Cash	000000-00-0	CASH	7,131,543	7,131,543	7,131,543		V
CME Group Inc./Morgan Stanley & Co. LLC	Cash	000000-00-0	CASH	49,870,034	49,870,034	49,870,034		V
Intercontinental Exchange Holdings, Inc./Morgan Stanley & Co. LLC	Cash	000000-00-0	CASH	1,316,005	1,316,005	1,316,005		V
LCH/Morgan Stanley & Co. LLC	Cash	000000-00-0	CASH	724,911,958	724,911,958	724,911,958		V
0199999999 - Total				882,042,131	847,673,540	855,408,020	XXX	XXX

Collateral Pledged to Reporting Entity

1	2	3	4	5	6	7	8	9
Exchange, Counterparty or Central Clearinghouse	Type of Asset Pledged	CUSIP Identification	Description	Fair Value	Par Value	Book/Adjusted Carrying Value	Maturity Date	Type of Margin (I, V or IV)
Barclays Bank, PLC	Cash	G5GSEF7VJP5170UK5573	CASH	6,141,000	6,141,000	XXX		IV
BNP Paribas	Cash	ROMUWSPFUBMPRO8K5P83	CASH	3,130,000	3,130,000	XXX		IV
Bank of America, N.A.	Cash	B4TYDEB6GKMZ0031MB27	CASH	3,144,000	3,144,000	XXX		IV
CREDIT AGRICOLE CORPORATE & INVESTMENT BANK	Cash	1VUV7VQK00QJ21A208	CASH	500,000	500,000	XXX		IV
Citibank, N.A.	Cash	570DZVZ7FF32WIEFA76	CASH	30,024,238	30,024,238	XXX		IV
Goldman Sachs International	Cash	W22LR0WP21HZNB6K528	CASH	7,310,000	7,310,000	XXX		IV
HSBC Bank USA, National Association	Cash	11E8VNB30JCEQV1H4R804	CASH	80,000	80,000	XXX		IV
Morgan Stanley Capital Services LLC	TREASURY BOND	I7331LVCZKQKX57XV54	Treasury Bond Coupon Rate: 2.25	5,482,119	5,133,000	XXX	10/31/2024	IV
Societe Generale	Cash	02PNE8IBXP4R0TD8PL41	CASH	3,450,000	3,450,000	XXX		IV
Wells Fargo Bank, N.A.	Cash	KB1H1DSPRFMYMCLUFXT09	CASH	8,370,000	8,370,000	XXX		IV
CME Group Inc./Goldman Sachs and Co.	Cash	LC27XYGSLJUHFXNXND88	CASH	48,615,226	48,615,226	XXX		V
CME Group Inc./Morgan Stanley & Co. LLC	Cash	LC27XYGSLJUHFXNXND88	CASH	214,242,854	214,242,854	XXX		V
Intercontinental Exchange Holdings, Inc./Morgan Stanley & Co. LLC	Cash	549300R41G1TWPZT5U32	CASH	0	0	XXX		V
LCH/Morgan Stanley & Co. LLC	Cash	WAM6YERMS70XFZU0Y219	CASH	612,785,579	612,785,579	XXX		V
0299999999 - Total				943,275,016	942,925,897	XXX	XXX	XXX

STATEMENT AS OF JUNE 30, 2020 OF THE VOYA RETIREMENT INSURANCE AND ANNUITY COMPANY

SCHEDULE DB - PART E

Derivatives Hedging Variable Annuity Guarantees as of Current Statement Date
 This schedule is specific for the derivatives and the hedging programs captured in SSAP No. 108

CDHS		Hedged Item								Hedging Instruments								
1	2	3	4	5	6	7	8	9	10	11	12	13	14	15	16	17	18	19
Identifier	Description	Prior Fair Value in Full Contract Cash Flows Attributed to Interest Rates	Ending Fair Value in Full Contract Cash Flows Attributed to Interest Rates	Fair Value Gain (Loss) in Full Contract Cash Flows Attributed to Interest Rates (4-3)	Fair Value Gain (Loss) in Hedged Item Attributed to Hedged Risk	Current Year Increase (Decrease) in VM-21 Liability	Current Year Increase (Decrease) in VM-21 Liability Attributed to Interest Rates	Change in the Hedged Item Attributed to Hedged Risk Percentage (6/5)	Current Year Increase (Decrease) in VM-21 Liability Attributed to Hedged Risk (8*9)	Prior Deferred Balance	Current Year Fair Value Fluctuation of the Hedge Instruments	Current Year Natural Offset to VM-21 Liability	Hedging Instruments' Current Fair Value Fluctuation Not Attributed to Hedged Risk	Hedge Gain (Loss) in Current Year Deferred Adjustment [12-(13+14)]	Current Year Prescribed Deferred Amortization	Current Year Additional Deferred Amortization	Current Year Total Deferred Amortization (16+17)	Ending Deferred Balance (11+15+18)
NONE																		
Total								XXX										

STATEMENT AS OF JUNE 30, 2020 OF THE VOYA RETIREMENT INSURANCE AND ANNUITY COMPANY

SCHEDULE DL - PART 1
SECURITIES LENDING COLLATERAL ASSETS

Reinvested Collateral Assets Owned Current Statement Date

(Securities lending collateral assets reported in aggregate on Line 10 of the Assets page and not included on Schedules A, B, BA, D, DB and E)

1 CUSIP Identification	2 Description	3 Code	4 NAIC Designation and Administrative Symbol	5 Fair Value	6 Book/Adjusted Carrying Value	7 Maturity Date
0599999	Total - U.S. Government Bonds			0	0	XXX
1099999	Total - All Other Government Bonds			0	0	XXX
1799999	Total - U.S. States, Territories and Possessions Bonds			0	0	XXX
2499999	Total - U.S. Political Subdivisions Bonds			0	0	XXX
3199999	Total - U.S. Special Revenues Bonds			0	0	XXX
3899999	Total - Industrial and Miscellaneous (Unaffiliated) Bonds			0	0	XXX
4899999	Total - Hybrid Securities			0	0	XXX
5599999	Total - Parent, Subsidiaries and Affiliates Bonds			0	0	XXX
5999999	Subtotal - SVO Identified Funds			0	0	XXX
6299999	Subtotal - Unaffiliated Bank Loans			0	0	XXX
6399999	Total - Issuer Obligations			0	0	XXX
6499999	Total - Residential Mortgage-Backed Securities			0	0	XXX
6599999	Total - Commercial Mortgage-Backed Securities			0	0	XXX
6699999	Total - Other Loan-Backed and Structured Securities			0	0	XXX
6799999	Total - SVO Identified Funds			0	0	XXX
6899999	Total - Affiliated Bank Loans			0	0	XXX
6999999	Total - Unaffiliated Bank Loans			0	0	XXX
7099999	Total Bonds			0	0	XXX
7399999	Total - Preferred Stocks (Schedule D, Part 2, Section 1 type)			0	0	XXX
7999999	Total - Common Stocks (Schedule D, Part 2, Section 2 type)			0	0	XXX
8099999	Total - Preferred and Common Stocks			0	0	XXX
06367B-GT-0	BMO_CN_10CHICAGOBANK OF MONTREAL (CHICAGO) - USD			8,071,680	8,075,000	03/17/2021
13606B-6U-5	CM_CN_10NEWYORKCANADIAN IMP BK COMM NY - USD			6,978,532	6,975,000	10/08/2020
13606C-6U-3	CM_CN_10NEWYORKCANADIAN IMP BK COMM NY - USD			3,072,194	3,075,000	02/26/2021
83050P-JH-3	SEBA_SS_10NEWYORKSKANDINAVISKA ENSKILDA BANKEN A - USD			5,723,484	5,725,000	11/23/2020
83050P-JR-1	SEBA_SS_10NEWYORKSKANDINAVISKA ENSKILDA BANKEN A - USD			2,323,990	2,325,000	11/10/2020
86960L-AQ-3	SHBA_SS_1SVENSKA HANDELSBANKEN AB 4201B - USD			6,375,125	6,375,000	11/10/2020
88236T-GP-4	TOYOTA_JPTOYOTA MOTOR CREDIT CORP - USD			7,424,927	7,425,000	10/23/2020
96130A-DX-3	WBC_AUBNEWYORKWESTPAC BANKING CORP (NEW YORK) - USD			7,552,672	7,550,000	10/28/2020
8999999	Total - Short-Term Invested Assets (Schedule DA type)			47,522,605	47,525,000	XXX
05253M-NB-6	ANZ_AU1AUST & NZ BANKING GROUP CPIB 1 - USD			4,925,181	4,925,000	08/28/2020
06370R-Y5-2	BMO_CN_10CHICAGOBANK OF MONTREAL (CHICAGO) - USD			3,575,666	3,575,000	08/06/2020
06417M-AU-9	BNS_CN_10HOUSTONBANK OF NOVA SCOTIA (HOUSTON) - USD			4,151,101	4,150,000	08/14/2020
06417M-FB-6	BNS_CN_10HOUSTONBANK OF NOVA SCOTIA (HOUSTON) - USD			1,950,580	1,950,472	08/20/2020
05586F-AK-3	BNP_FPNNEWYORKBNP PARIBAS (NEW YORK) - USD			7,876,202	7,875,000	08/07/2020
05586F-CF-2	BNP_FPNNEWYORKBNP PARIBAS NEW YORK - USD			7,101,173	7,100,000	08/14/2020
13606B-4W-3	CM_CN_10NEWYORKCANADIAN IMPERIAL BANK OF COMME - USD			8,226,966	8,225,000	08/07/2020
20271E-RE-1	CBA_AUBNEWYORKCOMMONWEALTH BANK OF AUSTRALIA - USD			7,075,333	7,075,000	07/09/2020
22532X-ML-9	ACA_FP_10NEWYORKCREDIT AGRICOLE CIB NY - USD			5,801,377	5,800,000	08/07/2020
22549L-UH-6	SVBZK_SW_10NEWYORKCREDIT SUISSE AG (NEW YORK) - USD			7,076,486	7,075,728	08/07/2020
46640E-JY-5	JPM_30JP MORGAN SECURITIES LLC CPIB 1 - USD			6,450,293	6,450,000	07/08/2020
53946B-FB-2	LLOYLLOYDS BANK PLC - USD			8,926,162	8,925,000	09/08/2020
53946B-EZ-0	LLOYLLOYDS BANK PLC CPIB 1.7% 08/24 - USD			1,524,937	1,525,000	08/24/2020
53946B-EU-1	LLOYLLOYDS BANK PLC CPIB 1.7995% 07 - USD			7,200,894	7,200,000	07/31/2020
60683B-YS-6	MTFG_JP_60NEWYORKMITSUBISHI UFJ TRUST AND BANK IN - USD			1,300,108	1,300,000	08/10/2020
60710A-K2-7	MIZUHO_30NEWYORKMIZUHO BANK LTD/NY - USD			8,501,881	8,500,000	08/05/2020
60710A-KE-1	MIZUHO_30NEWYORKMIZUHO BANK LTD/NY - USD			3,700,265	3,700,000	08/10/2020
60710A-JV-5	MIZUHO_30NEWYORKMIZUHO BANK LTD (NEW YORK) - USD			3,450,342	3,450,000	07/30/2020
63307N-EH-3	NA_CN_10NATIONAL BANK OF CANADA - USD			6,775,237	6,775,000	07/16/2020
63873N-SZ-0	KNFP_10NEWYORKNATIXIS NY BRANCH - USD			5,752,171	5,750,000	09/04/2020
65602V-ZL-3	NORZ_JP_10NEWYORKNORINCHUKIN BANK (NY) - USD			1,124,897	1,125,000	08/27/2020
69034C-JJ-8	OCBC_SP_10VERSEA-CHINESE BANKING CORP LT - USD			1,900,454	1,900,000	08/07/2020
83050P-HY-8	SEBA_SS_10NEWYORKSKANDINAVISKA ENSKILDA BK NY - USD			3,400,547	3,400,056	08/06/2020
83369Y-5X-0	SOCGENNEWYORKSOCIETE GENERALE SA (NEW YORK) - USD			8,476,993	8,475,000	07/27/2020
86565B-5U-1	SUMIBK_30NEWYORKSUMITOMO MITSUI BANKING CORP (N - USD			5,400,516	5,400,000	07/29/2020
86565B-5Y-3	SUMIBK_30NEWYORKSUMITOMO MITSUI BANK NY - USD			8,025,656	8,025,000	08/03/2020
86565B-7J-4	SUMIBK_30NEWYORKSUMITOMO MITSUI BANK NY - USD			1,400,098	1,400,000	08/25/2020
89114N-FW-0	TD_CN_20NEW YORKTORONTO-DOMINION BANK (NEW YORK) - USD			7,650,563	7,650,000	07/21/2020
94988J-5Y-9	WFC_2WELLS FARGO BANK NA - USD			6,774,868	6,775,000	07/15/2020
09248U-70-0	BLACKROCKFUNDSBLACKROCK LIQUID FED FUNDS - USD			13,686,000	13,686,000	07/01/2020
38141W-27-3	FGTXXGOLDMAN SACHS FIN SQ GOVT-FS - USD			13,686,000	13,686,000	07/01/2020
61747C-70-7	MVXXMISILF #8302 GOVERNMENT PORTFOLI - USD			13,686,000	13,686,000	07/01/2020
205015-85-7	BZREPOBARC A (T Bills, Notes, Bonds & - USD			106,569,238	106,569,238	07/01/2020
205015-87-0	MERREPOBOFA A (T Bills, Notes, Bonds & - USD			100,000,000	100,000,000	07/01/2020
205015-86-6	DAIWAREPODAIWA A (T Bills, Notes, Bonds - USD			24,207,343	24,207,343	07/01/2020
147250-66-9	MERREPOMERRILL IG (BBB Corps) - USD			10,170,000	10,170,000	08/04/2020
9199999	Total - Cash Equivalents (Schedule E Part 2 type)			437,501,528	437,480,837	XXX
9999999	Totals			485,024,133	485,005,837	XXX

General Interrogatories:

- Total activity for the year Fair Value \$ (155,849,839) Book/Adjusted Carrying Value \$ (155,824,822)
- Average balance for the year Fair Value \$ 767,579,779 Book/Adjusted Carrying Value \$ 767,846,365
- Reinvested securities lending collateral assets book/adjusted carrying value included in this schedule by NAIC designation:
 NAIC 1 \$ 485,005,837 NAIC 2 \$ 0 NAIC 3 \$ 0 NAIC 4 \$ 0 NAIC 5 \$ 0 NAIC 6 \$ 0

**SCHEDULE DL - PART 2
SECURITIES LENDING COLLATERAL ASSETS**

Reinvested Collateral Assets Owned Current Statement Date

(Securities lending collateral assets included on Schedules A, B, BA, D, DB and E and not reported in aggregate on Line 10 of the Assets page)

1	2	3	4	5	6	7
CUSIP Identification	Description	Code	NAIC Designation and Administrative Symbol	Fair Value	Book/Adjusted Carrying Value	Maturity Date
NONE						
9999999 - Totals						XXX

General Interrogatories:

- | | | |
|---------------------------------|---------------------|---------------------------------------|
| 1. Total activity for the year | Fair Value \$ | Book/Adjusted Carrying Value \$ |
| 2. Average balance for the year | Fair Value \$ | Book/Adjusted Carrying Value \$ |

SCHEDULE E - PART 2 - CASH EQUIVALENTS

Show Investments Owned End of Current Quarter

1 CUSIP	2 Description	3 Code	4 Date Acquired	5 Rate of Interest	6 Maturity Date	7 Book/Adjusted Carrying Value	8 Amount of Interest Due and Accrued	9 Amount Received During Year
NONE								
8899999 - Total Cash Equivalents								