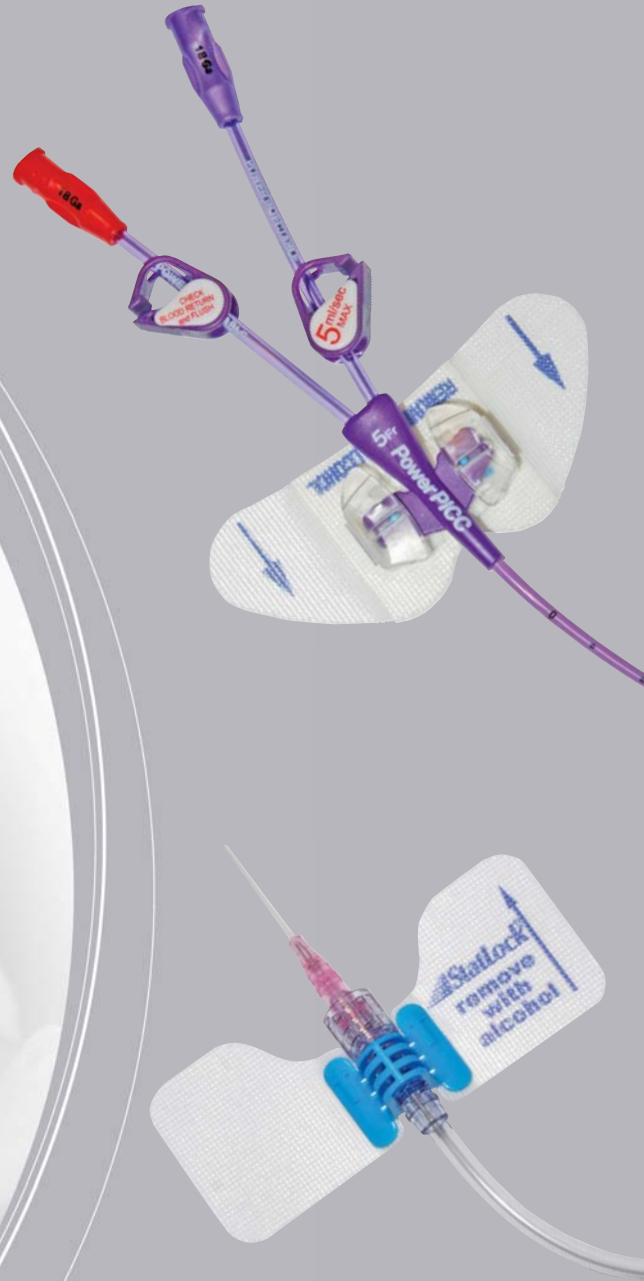


# StatLock®

Safety. Security. Savings.



**BAIRD**

*Advancing the Delivery of Health Care.\**



Safety. Security. Savings.








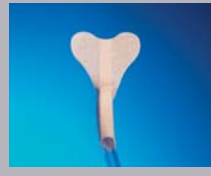


StatLock® Stabilisation Devices are designed to:

- Minimise potential complications associated with tape or suture securement
- Improve patient comfort by eliminating the need to secure catheters with sutures
- Prevent needlestick injuries to healthcare workers
- Provide solutions that follow recommendations for sutureless securement

These design criteria have delivered proven clinical performance that results in improved patient outcomes, quality of care and economic efficiencies.<sup>+</sup>

*StatLock® devices are sterile and latex-free.*




	StatLock® CV Stabilisation Devices..... 4
	StatLock® Dialysis Stabilisation Devices..... 5
	StatLock® Epidural Stabilisation Devices ..... 6
	StatLock® Foley Stabilisation Devices ..... 7
	StatLock® PICC Stabilisation Devices..... 8–9
	StatLock® IV Stabilisation Devices..... 10–11
	StatLock® Arterial Stabilisation Devices ..... 12
	StatLock® Nasogastric Stabilisation Devices ..... 13
	StatLock® MultiPurpose Stabilisation Devices ..... 14
	StatLock® Universal Plus Stabilisation Devices ..... 15

# StatLock® CV Stabilisation Devices

- Reduce potential complications associated with tape or suture securement<sup>2,3,4</sup>
- Improve patient comfort by eliminating suture securement
- Prevent needlestick injuries associated with catheter securement<sup>1,3,4,5</sup>
- Provide solutions that follow recommendations for sutureless securement<sup>1,3</sup>

*An Evidence-Based Stabilisation Device That Meets The 2011 INS Standards.<sup>1</sup>*



### Device Retainers

- Secures catheter in place
- Accommodates a wide variety of central line catheters



### Device Anchor Pads

- Faster and easier to apply than sutures<sup>4,5</sup>
- Breathable, latex-free Tricot fabric provides added catheter security and patient comfort
- Closed cell foam designed to be gentle on the skin

### Device Pigtail Retainer

- Ideal for organising, separating and reducing tension on catheter extensions

Description	Product Code	Box Quantity
StatLock CV Plus, Crescent Tricot Pad, Sliding Post, Pigtail Retainer	CV0220	25
StatLock CV Plus, Crescent Tricot Pad, Sliding Post	CV0226	25
StatLock CV Ultra, Tricot Pad, Fixed Post, Tethered Locking Caps	CV0321	25
StatLock CV, Butterfly Foam Pad, Fixed Post, Locking Cap	VCD	50
StatLock PICC, Crescent Foam Pad, Fixed Post, Locking Cap	VCDC	50
StatLock PICC 2, Crescent Foam Pad, Fixed Post	VCDC2	50
StatLock CV Plus Paediatric, Teddy Bear Foam Pad, Fixed Post, Locking Cap	VCDT	50

# StatLock<sup>®</sup> Dialysis Stabilisation Devices

- Minimise catheter motion and reduce overall complications
- Improve patient comfort by eliminating suture securement
- Prevent needlestick injuries associated with catheter securement<sup>1,3</sup>
- Provide solutions that follow recommendations for sutureless securement<sup>1,3</sup>

*An Evidence-Based Stabilisation Device That Meets The 2011 INS Standards.<sup>1</sup>*



## Device Retainers

- Releasable, proprietary retainer with integrated, advanced-technology adhesive core
- Includes an absorbent hydrocolloid swath and a skin-safe adhesive system
- Accommodates a wide variety of dialysis catheters

## Device Anchor Pads

- Custom device pad (with underlying hydrocolloid swath) allows for skin-safe adherence
- Allows for visibility of insertion site
- Alcohol-soluble adhesive is gentle on the skin
- Faster and easier to apply than sutures<sup>4,5</sup>
- Breathable, latex-free Tricot fabric provides added catheter security and patient comfort

Description	Product Code	Box Quantity
StatLock Dialysis, Butterfly Tricot Pad, Releasable Retainer	DI0120	25
StatLock CV, Butterfly Foam Pad, Fixed Post, Locking Cap	VCD	50
StatLock PICC, Crescent Foam Pad, Fixed Post, Locking Cap	VCDC	50
StatLock PICC 2, Crescent Foam Pad, Fixed Post	VCDC2	50
StatLock Dialysis 2, Butterfly Foam Pad, Two Lock-Tight Retainers	VDS2	25

# StatLock® Epidural Stabilisation Devices


- Minimise the potential for anaesthesia interruption caused by catheter migration, disconnection and/or dislodgement
- Relieve stress on both sides of the catheter adaptor and the catheter insertion site
- Enhance patient comfort

*An Evidence-Based Stabilisation Device That Meets The 2011 INS Standards.<sup>1</sup>*




### Epidural Device Retainers

- Designed to lift the catheter adaptor off the patient's skin for increased comfort and visibility
- Compatible with most 18-20 gauge epidural catheters



### Device Anchor Pads

- Quick and easy application and removal
- Allows for visibility of insertion site
- Alcohol-soluble adhesive is gentle on the skin
- Includes skin protectant for enhanced stabilisation and skin-safe adherence



### CNB Device Retainers

- Designed for securement of epidural catheters used for regional anaesthesia
- Features a redesigned retainer and glue dot for added securement

Description	Product Code	Box Quantity
StatLock Epidural, Butterfly Foam Pad, 15cm Luer Lock Micro Ext. Set and Crescent Foam Anchor Pad	VEDCML6	25
StatLock Epidural, Crescent Foam Anchor Pad	VEDC	50
StatLock CNB, Crescent Foam Pad	VEDC2	50
StatLock Epidural, Retainer Device and Anchor Pad for Arrow® FlexTip® Catheter	VEDCAML6	25

# StatLock<sup>®</sup> Foley Stabilisation Devices

- Reduce Foley catheter movement
- Minimise accidental catheter dislodgements
- Enhance patient comfort:
  - Eliminate circumferential compression
  - Alleviate traction of urethral catheters

**Addresses  
CDC's guideline  
for securing  
Foley catheters<sup>6</sup>**



## Device Retainers

- Lock-tight design stabilises catheter to prevent pistoning and accidental dislodgement
- Swivel design allows catheter movement with the patient without exerting a pull force on the catheter
- Releasable design allows for easy cleaning of patient
- Accommodates latex 8-22 Fr. and silicone 6-26 Fr. catheters for the ultimate in versatility



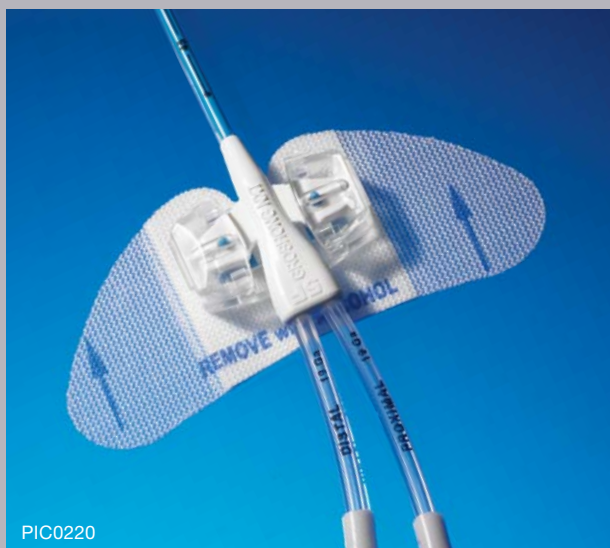
## Device Anchor Pads

- Available in adult and paediatric sizes, giving you effective Foley catheter stabilisation
- Breathable, latex-free Tricot fabric provides catheter security and patient comfort
- Alcohol-soluble adhesive is gentle on the skin
- Designed to be easier than tape and circumferential leg straps

Description	Product Code	Box Quantity
StatLock Foley Adult, Tricot Pad	FOL0102	25
StatLock Foley Paediatric, Teddy Bear Foam Pad	VFDSSP	25

# StatLock® PICC Stabilisa

- Reduce potential complications associated with tape or suture securement<sup>1,2,4,5</sup>
- Improve patient comfort by eliminating the need to secure catheters with sutures
- Prevent needlestick injuries associated with catheter securement<sup>1,3,4,5</sup>
- Provide solutions that follow recommendations for sutureless securement<sup>1,3</sup>



PIC0220

## Device Retainers

- Secures catheter in place
- Fixed and sliding post options accommodate a wide variety of PICC catheters
- Transparent “gull-wings” close to secure catheter and open for easy StatLock device replacement



VPPSP

## Device Anchor Pads

- Faster and easier to apply than sutures<sup>4,5</sup>
- Breathable, latex-free Tricot fabric provides added catheter security and patient comfort
- Closed cell foam designed to be gentle on the skin
- Allows for visibility of insertion site



# ation Devices

*An Evidence-Based  
Stabilisation Device  
That Meets The  
2011 INS Standards.<sup>1</sup>*

## Clinical Studies Show That StatLock® Stabilisation Devices

- Eliminate securement with sutures<sup>4</sup>
- Eliminate accidental needlesticks<sup>3,4,5</sup>
- Reduce unscheduled restarts<sup>2,7</sup>
- Reduce catheter complications<sup>1,2,4,5,7</sup>
- Increase catheter dwell times<sup>2,7,8</sup>

Description	Product Code	Box Quantity
StatLock PICC Plus, Crescent Tricot Pad, Sliding Post	PIC0220	50
StatLock PICC Plus, Crescent Foam Pad, Sliding Post	VPPCSP	50
StatLock PICC Plus, Crescent Foam Pad, Fixed Post	VPPDFP	50
StatLock PICC Plus Paediatric, Teddy Bear Foam Pad, Sliding Post	VPPPSP	50
StatLock PICC, Crescent Foam Pad, Fixed Post, Locking Cap	VCDC	50
StatLock PICC 2, Crescent Foam Pad, Fixed Post	VCDC2	50

# StatLock® IV Stabilisation

- Designed to limit catheter pistoning and micro-motion associated with tape securement
- Proven to significantly reduce overall IV complications; including phlebitis, infiltration
- Proven to significantly reduce unscheduled catheter restarts and lengthen IV dwell time
- Designed to increase patient comfort
- Reduces needlestick risks to healthcare workers<sup>3</sup>



## Select Device Retainers

- “Over-the-top” retainer secures to the luer of the pre-packaged tubing extension set
- Compatible with most peripheral IV catheters

## Ultra Device Retainers

- “Over-the-top” retainer secures to the push tab of B. Braun® and BD® safety catheters

## IV Device Retainers

- “Lock-tight” retainer secures the catheter in place
- Accommodates a wide variety of peripheral IV catheters

## Neonate Device Retainers

- Skin safe hydrocolloid adhesive combined with a Tyvek® spine for added strength and flexibility

## Huber Plus® Device Retainers

- Adhesive well pad and foam shims secure Huber Plus® needles

## Device Anchor Pads

- Breathable, latex-free Tricot fabric provides added catheter security and patient comfort
- Closed cell foam designed to be gentle on the skin

# on Devices

ment

n, occlusion and dislodgement<sup>1,7,9</sup>

time<sup>1,7,8,9</sup>

*An Evidence-Based  
Stabilisation Device  
That Meets The  
2011 INS Standards.<sup>1</sup>*

## Clinical Studies Show That StatLock® IV Stabilisation Devices

- Have an average dwell time of 98 hours<sup>8</sup>
- May save nurses 29 minutes per IV treatment<sup>10</sup>
- Can provide a hospital an estimated annual cost savings in excess of \$200,000<sup>7</sup>
- Reduce accidental needlesticks<sup>3</sup>

PIV Complication <sup>7</sup>	Tape	Statlock® Device	% Reduction	P Value
Patient Complications	48%	16%	↓ 67%	< 0.001
Unscheduled Restarts	71%	17%	↓ 76%	= 0.0001
Phlebitis	3.6%	0.7%	↓ 80%	< 0.001

Description	Product Code	Box Quantity
StatLock IV Select, Tricot Select Pad, Luer Retainer, 15cm Luer Lock Micro Ext. Set	IV0521	25
StatLock IV Select, Tricot Select Pad, Luer Retainer, 15cm Luer Lock Macro Ext. Set	IV0525	25
StatLock IV Select Paediatric, Tricot Select Pad, Luer Retainer, 10cm Luer Lock Micro Ext. Set	IV0502	25
StatLock IV Select Paediatric, Tricot Select Pad, Luer Retainer, 15cm Luer Lock Macro Ext. Set	IV0503	25
StatLock IV Ultra, Tricot Ultra Pad, Catheter Retainer	IV0520	50
StatLock IV Ultra Paediatric, Tricot Ultra Pad, Catheter Retainer	IV0500	50
StatLock IV Ultra Neonate, Ultra Pad, Blue Catheter Retainer	IV0501	50
StatLock IV, Adhesive Well Pad for Winged Catheters	IV0621	50
StatLock IV, Foam Pad, 30cm Luer Lock Micro Ext. Set	VIDML12	25
StatLock IV, Foam Pad, 15cm Luer Lock Micro Ext. Set	VIDML6	25
StatLock IV, Foam Pad, No Ext. Set	VIDMNS	50
StatLock Neonatal 2, Anchor Pads	VNN2	50
StatLock Huber Plus, Adhesive Well Pad, Foam Shims	VHFP1	50

# StatLock<sup>®</sup> Arterial Stabilisation Devices

- Clinical studies show that StatLock<sup>®</sup> Arterial devices reduce unscheduled arterial catheter restarts by 49%<sup>11</sup>
- Improve patient comfort by eliminating suture securement
- Prevent needlestick injuries associated with catheter securement<sup>1,3,11</sup>

*An Evidence-Based Stabilisation Device That Meets The 2011 INS Standards.<sup>1</sup>*



ART0420

### Device Retainers

- Secures catheter in place using a pre-packaged, high-pressure extension set
- Compatible with most arterial catheters
- Colour-coded red for patient safety

### Device Anchor Pads

- Faster and easier to apply than tape or sutures<sup>4,5</sup>
- Breathable, latex-free Tricot fabric provides added catheter security and patient comfort, even in the most diaphoretic patients<sup>11</sup>
- Alcohol-soluble adhesive is gentle on the skin

Description	Product Code	Box Quantity
StatLock Arterial Select, Tricot Select Pad, Luer Retainer, 20cm Luer Lock Ext. Set	ART0420	25
StatLock Arterial Plus, Tricot Crescent Pad, Clamshell Retainer, 20cm Luer Lock Ext. Set	ART0222	25

# StatLock<sup>®</sup> Nasogastric Stabilisation Devices

- Patented tri-laminate structure
- Ideal stabilisation device for securing nasogastric and feeding tubes
- Provided with prep pad for skin protection and enhanced adherence



## Device Anchor Pads

- Tyvek<sup>®</sup> spine for strength and flexibility
- Device shape provides added tube security and patient comfort
- Alcohol-soluble adhesive is gentle on the skin
- Available in both adult and paediatric sizes

Description	Product Code	Box Quantity
StatLock Nasogastric, Adult with Skin Prep	NG0120	200
StatLock Nasogastric, Paediatric with Skin Prep	NG0100	200

# StatLock® MultiPurpose Stabilisation Devices

- Ideal for securing chest tubes, drainage tubes and other, large medical tubes
- The patented StatLock® MultiPurpose Stabilisation Device features nylon filaments used for needle-free stabilisation



### Device Retainers

- Flexible, 12.5cm nylon filaments grip the tube
- “No-knot” locking system ensures rapid stabilisation

### Device Anchor Pads

- Breathable, latex-free Tricot fabric provides added tube security and patient comfort
- Alcohol-soluble adhesive is gentle on the skin

Description	Product Code	Box Quantity
StatLock MultiPurpose, Butterfly Tricot Pad, 12.5cm Nylon Filaments	MP0120	25

# StatLock® Universal Plus Stabilisation Devices

- Minimise catheter motion and reduce overall complications
- Improve patient comfort by eliminating suture securement
- Prevent needlestick injuries associated with catheter securement<sup>3</sup>

*Provides solutions that follow OSHA's recommendations for sutureless securement<sup>3</sup>*



VUPD68

## Device Retainers

- Releasable device clamp
- When closed, allows for securement of lubricious catheters
- When open, permits gradual withdrawal of catheter without pad replacement
- Four sizes offers versatility by fitting most catheter sizes

## Device Anchor Pads

- Custom device pad (with underlying hydrocolloid swath) allows for skin-safe adherence
- Allows for visibility of insertion site
- Alcohol-soluble adhesive is gentle on the skin
- Breathable, latex-free Tricot fabric provides added catheter security and patient comfort
- Includes skin protectant for enhanced stabilisation

Description	Product Code	Box Quantity
StatLock Universal Plus, Butterfly Tricot Pad, Small (6-8.5Fr.)	VUPD68	25
StatLock Universal Plus, Butterfly Tricot Pad, Medium (10-12Fr.)	VUPD1012	25
StatLock Universal Plus, Butterfly Tricot Pad, Large (12-14Fr.)	VUPD1214	25
StatLock Universal Plus, Butterfly Tricot Pad, Extra Large (14-16Fr.)	VUPD1416	25



Safety. Security. Savings.

## References

1. *INS Standards of Practice, Section 36, 2011.*
2. *Wood D, Bowe-Geddes LA. A comparative retrospective analysis of two securement techniques for peripherally inserted central catheters (PICC) and Midlines in the homecare setting. JVAD 1997 Vol 2, No 3:11-16.*
3. *"Fact Sheet: Securing Medical Catheters." Occupational Safety & Health Administration. August 2004 <www.osha.gov>.*
4. *Yamamoto AJ, et. al. Sutureless Securement Device Reduces Complications of Peripherally Inserted Central Venous Catheters. J Vasc Interv Radiol 2002 13:77-81*
5. *Schears G, et al. Spotlight on Solutions, JCAHO/NPSF 2000.*
6. *Centers for Disease Control and Prevention. Guidelines for Prevention of Catheter-associated Urinary Tract Infections. February 1981.*
7. *Schears, Gregory J. "Summary of Product Trials for 10,164 Patients." Journal of Infusion Nursing 29.4 July/August (2006): 225-229.*
8. *Smith, Bonnie. "Peripheral Intravenous Catheter Dwell Times." Journal of Infusion Nursing 29.1 January/February (2006): 14-17.*
9. *Sheppard, Kathy. "A Prospective Study of Two Intravenous Catheter Securement Techniques in a Skilled Nursing Facility." Journal of Intravenous Nursing 22.3 May/June (1999): 151-156.*
10. *Wood, Diana. "A Comparative Study of Two Securement Techniques for Short Peripheral Intravenous Catheters." Journal of Intravenous Nursing 20.6 November/December (1997): 280-285.*
11. *Stephenson C. The Advantages of a Precision engineered Securement Device for Fixation of Arterial Pressure-monitoring Catheters. JAVA 2005 10:130-132*

Learn More - Contact Bard: Sweden 042-38 60 00, Norway 815 00 266, Finland 09 347 30 53, Denmark 49 26 20 08.



Sweden  
Norway  
Finland  
Denmark

Phone: 042-38 60 00  
815 00 266  
09 347 30 53  
49 26 20 08

Fax: 042-38 60 10  
815 00 299  
09 347 10 07  
49 26 20 09

[support.nordic@crbard.com](mailto:support.nordic@crbard.com)  
[bardnordic.com](http://bardnordic.com)

\* Bard, StatLock, *Advancing the Delivery of Health Care*, and Huber Plus are trademarks and/or registered trademarks of C.R. Bard, Inc. or an affiliate. Venetec International, Inc. is a subsidiary of C.R. Bard, Inc. All other trademarks are the property of their respective owners.

Please consult product labels and inserts for any indications, contraindications, hazards, warnings, cautions and instructions for use.

© Copyright 2011 C. R. Bard, Inc. All Rights Reserved.

ACC024/0111