



TOPAZ[®]



A Southwire Company

LED FLAT PANELS POWER & CCT SELECTABLE

SUGGESTED APPLICATIONS

- New construction or remodel
- Office, schools
- Healthcare facilities
- Institutions and commercial applications

FEATURES

- Choose wattage and color temperature at installation for 9 possible configurations
- Up to 25% lighter than traditional fixtures
- Low profile and light weight design
- Backlit technology with precision optics for uniform illumination
- Steel housing with white powder coat finish, smooth frame and polystyrene lens
- Includes 18 AWG leads and 22 AWG dimming wires
- Fits standard drop ceiling
- Suspension, surface or recessed mount kits sold separately
- Emergency battery backup models available



INPUT VOLTAGE: 120-277V

FREQUENCY: 50/60Hz

POWER FACTOR, THD %:
>0.9, <20%

DIMMABLE: 0-10V,
DOWN TO 1%

EFFICACY: UP TO 140 LPW

MINIMUM CRI: 80

BEAM ANGLE: 120°

LOCATION RATING: DAMP

**AMBIENT OPERATING
TEMPERATURE: -4°F TO 113°F**

**FUNCTIONAL LIFE (L70):
50,000 HOURS**



**POWER
SELECT**

**BUILT FOR DURABILITY.
BUILT FOR RELIABILITY.
BUILT FOR WORK.™**

800-666-2852 | TOPAZ-USA.COM

©2022 Southwire Company, LLC. All rights reserved.
*Registered Trademark & ™Trademark of Southwire Company, LLC.



TOPAZ[®]



A Southwire Company

LED FLAT PANELS POWER & CCT SELECTABLE

ITEM SPECIFICATIONS | ORDER INFO

MODEL #	ORDER CODE	UPC	SIZE (TRADE)	LUMENS	WATTAGE	INPUT CURRENT @120V/277V	CCT	DLC ID ¹
PL14-40WPCTS-D	75766	032886300042	1' x 4'	2,300	20W	0.22/0.08A	3500K	S-V1YU8W
				3,450	30W*	0.33/0.12A	4000K*	
				4,600	40W	0.44/0.159A	5000K	
PL22-35WPCTS-D	72994	751338040281	2' x 2'	3,500	25W	0.28/0.10A	3500K	S-4QB7WM
				4,200	30W*	0.33/0.12A	4000K*	
				4,725	35W	0.39/0.14A	5000K	
PL22-35WPCTS-D-EM	75767	032886300059	2' x 2'	3,500	25W	0.28/.10A	3500K	S-MAQ9DN
				4,200	30W*	0.33/0.12A	4000K*	
				4,725	35W	0.39/0.14A	5000K	
PL24-40WPCTS-D	75768	032886300066	2' x 4'	3,900	30W	0.33/0.12A	3500K	S-C2I73P
				4,550	35W*	0.39/0.14A	4000K*	
				5,200	40W	0.44/0.159A	5000K	
PL24-40WPCTS-D-EM	75769	032886300073	2' x 4'	3,900	30W	0.33/0.12A	3500K	S-NM8CZB
				4,550	35W*	0.39/0.14A	4000K*	
				5,200	40W	0.44/0.159A	5000K	
PL24-50WPCTS-D	72996	751338040304	2' x 4'	4,200	30W	0.33/0.12A	3500K	S-IZRWQA
				5,600	40W*	0.44/0.16A	4000K*	
				6,750	50W	0.55/0.20A	5000K	
PL24-50WPCTS-D-EM	75770	032886300080	2' x 4'	4,200	30W	0.33/0.12A	3500K	S-P5MQ13
				5,600	40W*	0.44/0.16A	4000K*	
				6,750	50W	0.55/0.20A	5000K	

NOMENCLATURE

EXAMPLE: PL14-40WPCTS-D

PRODUCT	WATTAGE	CCT	OPTIONS
PL = Panel Luminaire	40WP = 20W/30W/40W selectable 35WP = 25W/30W/35W selectable 40WP = 30W/35W/40W selectable 50WP = 30W/40W/50W selectable	Color temperature selectable	D= Dimmable EM = Emergency battery backup

¹DLC Primary Use Designation:

PL14-xxWPCTS-D-xx = 1x4 Luminaires for Ambient Lighting of Interior Commercial Spaces
PL22-xxWPCTS-D-xx = 2x2 Luminaires for Ambient Lighting of Interior Commercial Spaces
PL24-xxWPCTS-D-xx = 2x4 Luminaires for Ambient Lighting of Interior Commercial Spaces

Dimming with standard 0-10V control system or wall dimmers. Dimming complies with IEC60929 Annex E. Fixture may not be compatible with all dimmers. Dimming performance may vary based on selected dimmer. Visit www.topaz-usa.com/led-dimmer-compatibility for up-to-date dimmer compatibility information. This device complies with Part 15 of the FCC Rules. Operation is subject to the following two conditions: (1) this device may not cause harmful interference, and (2) this device must accept any interference received, including interference that may cause undesired operation.

FIVE (5) YEAR LIMITED WARRANTY: SOUTHWIRE COMPANY, LLC. For details visit: www.topaz-usa.com/warranty

Specifications subject to change without prior notice. Replacement wattage shown depends on application and fixture.

**BUILT FOR DURABILITY.
BUILT FOR RELIABILITY.
BUILT FOR WORK.™**

800-666-2852 | TOPAZ-USA.COM

©2022 Southwire Company, LLC. All rights reserved.

*Registered Trademark & ™ Trademark of Southwire Company, LLC.



TOPAZ®



A Southwire Company

LED FLAT PANELS POWER & CCT SELECTABLE

ACCESSORIES (SOLD SEPARATELY)

MODEL #	ORDER CODE	UPC	PRODUCT TITLE/DESCRIPTION
PL14-FRAME-LP	75771	032886300097	1' x 4' Surface Mount Frame Kit- low profile 2"
PL22-FRAME-LP	75772	032886300103	2' x 2' Surface Mount Frame Kit low profile 2"
PL24-FRAME-LP	75773	032886300110	2' x 4' Surface Mount Frame Kit- low profile 2"
F-L14/FRAME-87	70279	751338035454	1' x 4' Surface Mount Frame Kit 4"
F-L22/FRAME-87	70280	751338035461	2' x 2' Surface Mount Frame Kit 4"
F-L24/FRAME-87	70281	751338035478	4' x 4' Surface Mount Frame Kit 4"
F-L14/FLANGE-87	70276	751338035416	1' x 4' Sheetrock Flange Kit
F-L22/FLANGE-87	70277	751338035423	2' x 2' Sheetrock Flange Kit
F-L24/FLANGE-87	70278	751338035447	2' x 4' Sheetrock Flange Kit
F-L22/CABLE/BL-87	70282	751338036017	4' Suspended Mount Cable Kit for use with 2' x 2' Flat Panel
F-L24/CABLE/BL-87	70283	751338036031	4' Suspended Mount Cable Kit for use with 2' x 4' Flat Panel
BEL5/120-277V-92	70585	751338020177	Emergency LED Driver 120-277V
WD-DS710	70605	-	Dimmer 0-10V

ENERGY SAVINGS *Based on 12 hours/day and \$0.11/kWh*

MODEL #	LED WATTAGE	FLUORESCENT REPLACEMENT WATTAGE	WATTS SAVED	YEARLY SAVINGS	5 YEAR SAVINGS
PL14-40WPCTS-D	20W	32W T8	10W	\$5	\$24
PL14-40WPCTS-D	30W	2x 32W T8 LBF	24W	\$12	\$58
PL14-40WPCTS-D	40W	2x 32W T8	20W	\$10	\$48
PL22-35WPCTS-D-XX	25W	2x 32W T8 UBEND LBF	29W	\$14	\$70
PL22-35WPCTS-D-XX	30W	2x 32W T8 UBEND NBF	30W	\$14	\$72
PL22-35WPCTS-D-XX	35W	2x 32W T8 HBF	35W	\$17	\$84
PL24-40WPCTS-D-XX	30W	2x 32W T8 NBF	30W	\$14	\$72
PL24-40WPCTS-D-XX	35W	3x 32W T8 HBF	71W	\$34	\$171
PL24-40WPCTS-D-XX	40W	4x 32W T8 HBF	100W	\$48	\$241
PL24-50WPCTS-D-XX	30W	2x 32W T8 NBF	30W	\$14	\$72
PL24-50WPCTS-D-XX	40W	3x 32W T8 HBF	66W	\$32	\$159
PL24-50WPCTS-D-XX	50W	4x 32W T8 HBF	90W	\$43	\$217

**BUILT FOR DURABILITY.
BUILT FOR RELIABILITY.
BUILT FOR WORK.™**

800-666-2852 | TOPAZ-USA.COM

©2022 Southwire Company, LLC. All rights reserved.
*Registered Trademark & ™Trademark of Southwire Company, LLC.



TOPAZ[®]



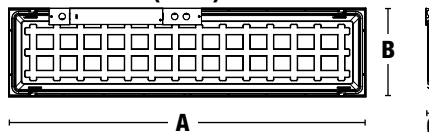
A Southwire Company

LED FLAT PANELS POWER & CCT SELECTABLE

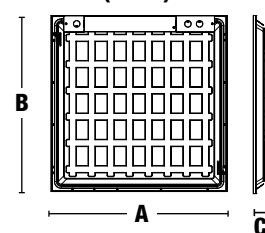
DIMENSIONS | WEIGHT

MODEL #	A (IN)	B (IN)	C (IN)	WEIGHT (LBS.)
PL14-40WPCTS-D	47.72	11.85	1.67	4.6
PL22-35WPCTS-D	23.74	23.74	1.67	5.1
PL22-35WPCTS-D-EM	23.74	23.74	3.09	7.6
PL24-XXPCTS-D	47.72	23.74	1.67	8.4
PL24-XXPCTS-D-EM	47.72	23.74	3.09	11.9
PL22-FRAME-LP	24	24	2.4	2.4
PL24-FRAME-LP	24	48	2.4	3.9
F-L14/FRAME-87	12	48	4.3	6.4
F-L22/FRAME-87	24	24	4.3	6.6
F-L24/FRAME-87	24	48	4.3	7.6
F-L14/FLANGE-87	14.1	48	2	7.7
F-L22/FLANGE-87	24	24	1.8	5.8
F-L24/FLANGE-87	26	48	2.9	8.5

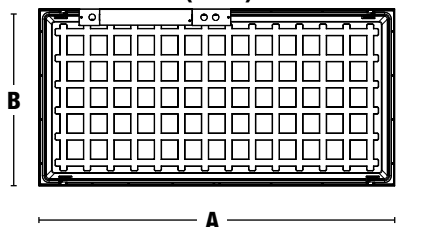
1' X 4' PCTS
(BACK)



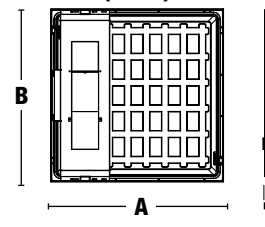
2' X 2' PCTS
(BACK)



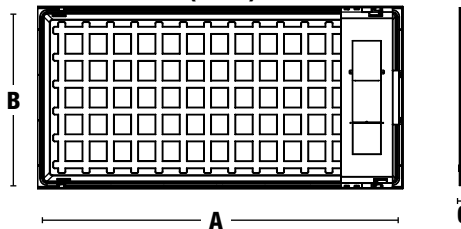
2' X 4' PCTS
(BACK)



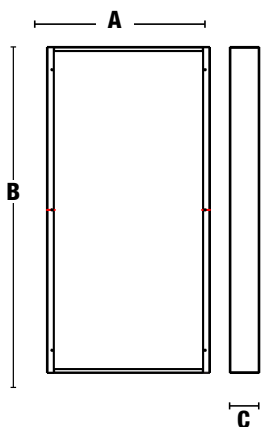
2' X 2' PCTS-EM
(BACK)



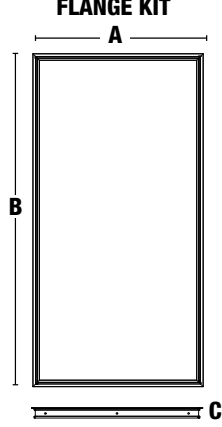
2' X 4' PCTS-EM
(BACK)



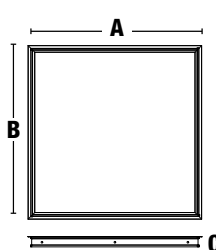
2' X 4' FRAME KIT



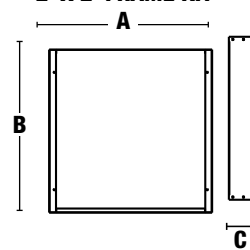
2' X 4' SHEETROCK
FLANGE KIT



2' X 2' SHEETROCK
FLANGE KIT



2' X 2' FRAME KIT



**BUILT FOR DURABILITY.
BUILT FOR RELIABILITY.
BUILT FOR WORK.™**

800-666-2852 | TOPAZ-USA.COM

©2022 Southwire Company, LLC. All rights reserved.
*Registered Trademark & ™Trademark of Southwire Company, LLC.