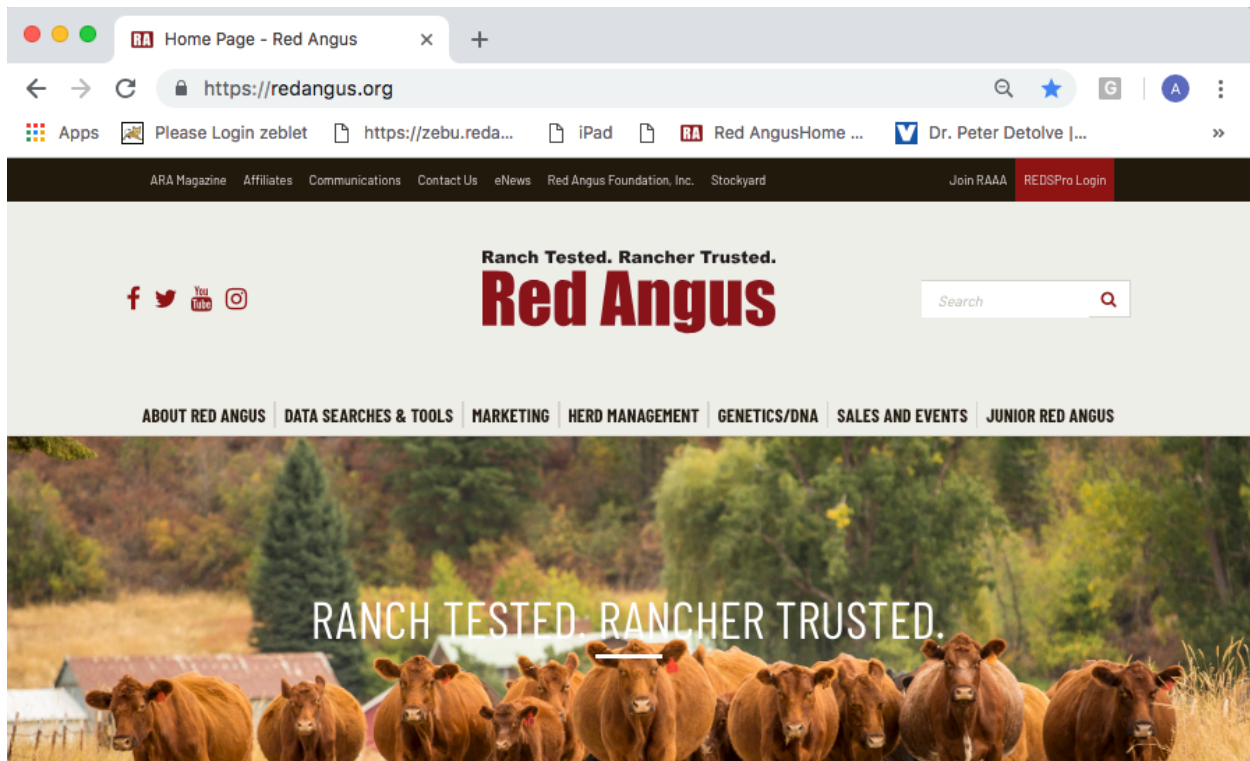




Red Angus Association of America Guide to Data Entry in REDSPro

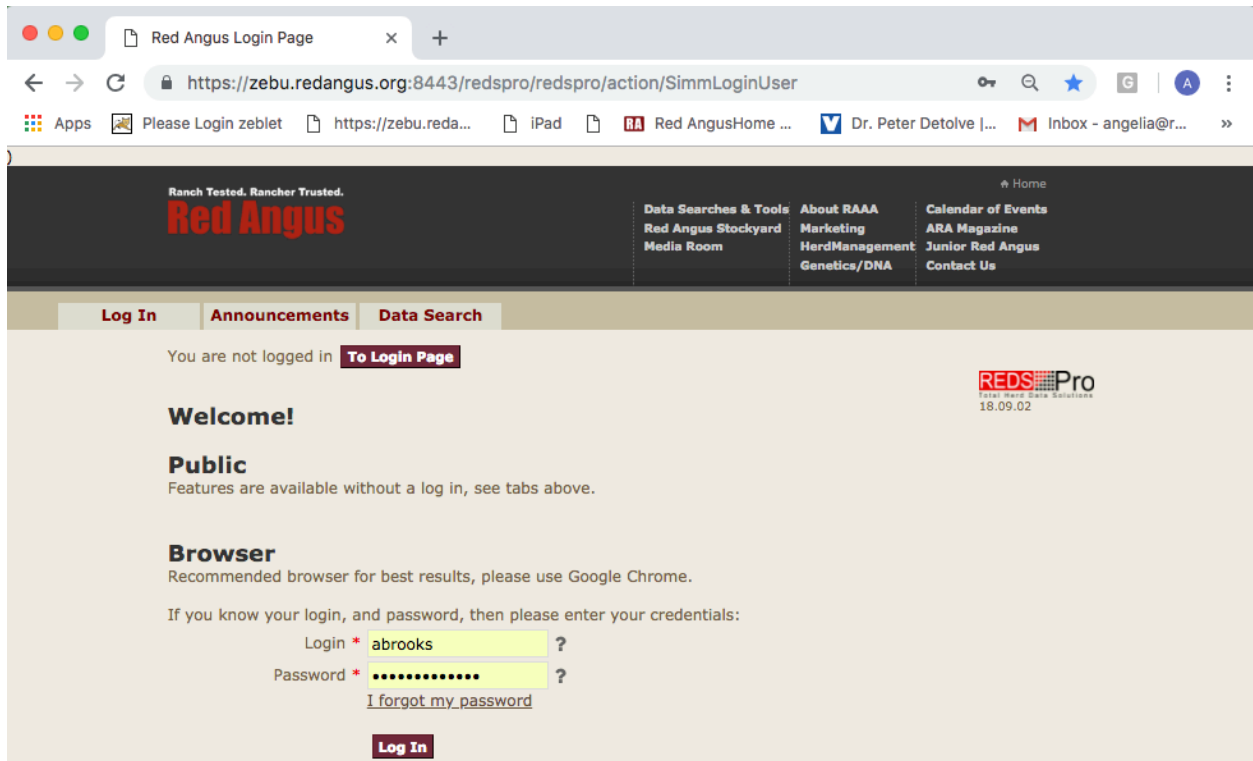




To log into REDSPro

Go to redangus.org

Click on REDSPro Login, at the top right hand corner



Enter your Login and Password, then press Log In.

Note: If you have not specified a particular login, it was defaulted to your Member number.

If you have forgotten your password, click [I forgot my password](#).

**A new password will be forwarded to your email address that is on file.
If you do not have an email address on file or it is not current, please email the RAAA office for assistance.**

Ranch Tested. Rancher Trusted.

Red Angus

Home

- Data Searches & Tools
- Red Angus Stockyard
- Media Room
- About RAAA
- Marketing
- HerdManagement
- Genetics/DNA
- Calendar of Events
- ARA Magazine
- Junior Red Angus
- Contact Us

My Account | **Announcements** | Association Business | Data Entry | Data Search | Reports/Downloads

Account 129799 - REDSPRO DATABASE [Log Out](#)

REDSPro
Total Herd Data Solutions
18.09.02.14

* New to REDSPro? Watch our step-by-step [Video Tutorials](#) to get started*
When using REDSPro, use Google Chrome browser for complete functionality.

ATTENTION The National Office experienced technical difficulties on 10-10-18. If you emailed us during that time and have not receive a response, check back to ensure that it has been received.

ANNOUNCEMENTS

Upcoming Reporting Dates:

- October 22nd** - Spring Birth/WW Data Due (Paper)
- October 26nd** - Fall Inactivations - dams without 2017 fall calf data
- October 29nd** - Spring Birth/WW Data Due (Electronic) - [tutorial](#)

Other Dates:

- October 1st** - Statement Mailed
- October 1st** - NAILE - Entry Deadline
- October 10th** - NAILE - Late Entry Deadline
- October 19th** - American Royal Red Angus Show - Kansas City, MO
- October 20th** - NILE Red Angus Show - Billings, MT
- October 26th** - Spring THR - 4th Installment
- November 1st** - Red Western Classic Junior Show - Reno, NV
- November 2nd** - Red Western Classic Open Show - Reno, NV

International Birth Year Codes

- 2016- D
- 2017- E
- 2018- F
- 2019- G

QuickLinks

- [How-To-Guide](#)
- [Tutorials](#)
- [Rule and Regulations](#)
- [Rancher's Guide to EPDs](#)

Did You Know?

BOLT EPDs

The RAAA recently began publishing BOLT EPDs. The IGS Multi-Breed Genetic Evaluation powered by BOLT is a single step analysis that incorporates genomic data into the calculation of EPDs. Data is pulled from REDSpro every Monday and the evaluation runs for a week. EPDs are reviewed and then available to the member in REDSPro the following Tuesday.

Finance Charges

Finance charges are applied after 60 days and billed at \$10 if the balance is less than or equal to \$100. If the balance is over \$100 then \$10 plus 1% per month will be applied.

[Statement Key Download](#)

Announcements

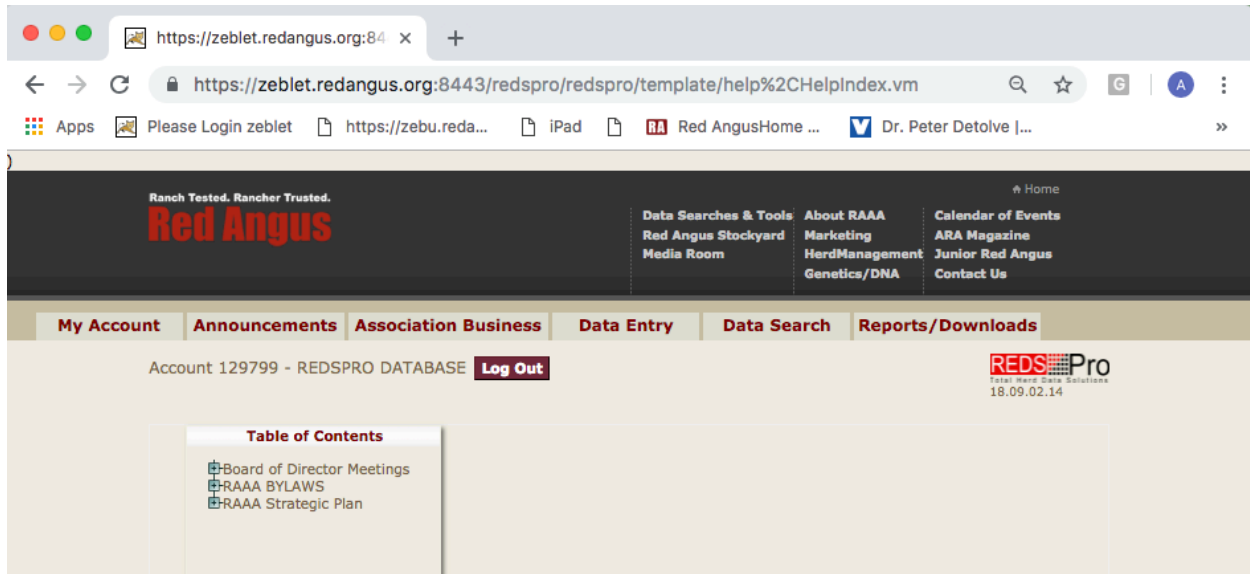
Once logged in, you will be taken directly to the Announcements page. This is an informational page.

You can view the video tutorials for a click by click instruction to enter data into REDSPro, or see upcoming events and happenings.

The screenshot shows a web browser window with the URL <https://zeblet.redangus.org:8443/redspro/redspro/template/account%2CAccountHo...>. The page header features the Red Angus logo and navigation links such as 'Data Searches & Tools', 'About RAAA', and 'Calendar of Events'. A secondary navigation bar includes 'My Account', 'Announcements', 'Association Business', 'Data Entry', 'Data Search', and 'Reports/Downloads'. The main content area displays account information for 'Account 129799 - REDSPRO DATABASE' with a 'Log Out' button. The account details are organized into several sections: 'Name' (REDSPRO DATABASE), 'Mailing Address' (18335 E 103RD AVE., SUITE 202, COMMERCE CITY, CO 80022), 'Dues', 'Account Holders' (RED PRO), 'Authorized Reps' (PRO, RED SPECIALIST, RP), 'Miscellaneous' (Store Certificates Online), and 'Member type' (Regular RAAA Member). There are also 'Options' and a 'Billing History' section with dropdown menus for 'Start Month' (Oct), 'Start Year' (2018), 'End Month' (Oct), and 'End Year' (2018). Buttons for 'Pay Account Balance', 'View Billing History', and 'Update Account' are visible at the bottom of the account details section.

My Account

This tab gives you direct access to view and /or update your personal information, pay your account balance, and to view your statements. Individual invoices are accessible from your statement, just click on the Invoice number.



Association Business

This tab is for Members only, to view the Board Minutes, Bylaws and Strategic Plan.

Data Entry Online

The screenshot shows a web browser window with the URL <https://zeblet.redangus.org:8443/redspro/redspro/template/jobs%2Cguide%2Cguide.vm/action/jobs.spreads...>. The page header includes the Red Angus logo and navigation links like 'Data Searches & Tools', 'About RAAA', and 'Calendar of Events'. Below the header is a navigation bar with tabs for 'My Account', 'Announcements', 'Association Business', 'Data Entry', 'Data Search', and 'Reports/Downloads'. The main content area is titled 'Online Data Entry - Jobs' and displays a table of incomplete jobs. The table has columns for Job Type, Invoice, Title, Status, Start Date, and Last Accessed. Each row has an 'Options' column with buttons for 'Resume', 'Delete', and 'Printable'. The jobs listed are: 1) Animal Registration (Invoice #919588, Entering Data, Incomplete, 10-18-2018); 2) Animal Registration (Invoice #919587, Inventory-Calf-2018-F, Incomplete, 10-17-2018); 3) Herd Inventory (Invoice #919586, Inventory-Dam-2018-F, Incomplete, 10-17-2018); 4) Animal Registration (Invoice #919583, Manual Job / Animal Data Reporting / Active Invento, Incomplete, 10-17-2018). At the bottom of the table is an 'Invoice #' field.

Job Type	Invoice	Title	Status	Start Date	Last Accessed	Options
Animal Registration	#919588	Entering Data	Incomplete	10-18-2018	10-18-2018	Resume Delete Printable
Animal Registration	#919587	Inventory-Calf-2018-F	Incomplete	10-17-2018	10-17-2018	Resume Delete Printable
Herd Inventory	#919586	Inventory-Dam-2018-F	Incomplete	10-17-2018	10-17-2018	Resume Delete Printable
Animal Registration	#919583	Manual Job / Animal Data Reporting / Active Invento	Incomplete	10-17-2018	10-17-2018	Resume Delete Printable

Incomplete Jobs

If you have jobs that you saved, or started and then did not complete, please review these jobs and either, complete, or delete them.

Resume = enter the job to add, update or remove data

Delete = to remove the entire job from your list

Printable = this is the report to show the data that you have entered

Online Data Entry - New Job
129799 REDSPRO DATABASE

Title:

Job Type

- Animal Data Reporting
- THR Inventory
- Heifer Exposure Report

Preload Animals*

Group | **Individuals**

Animal Groups for 129799

- No Group
- Default Groups**
- Active Inventory--Whole Herd
- Bull Herd Inventory
- Fall Cow_Inventory
- Foreign Inventory
- Inactivated Cow Inventory
- Spring Cow_Inventory
- Fall Heifer Inventory_2016
- Spring Heifer Inventory_2016
- 2017 Fall No Progeny
- 2017 Spring No Progeny
- 2017 born bulls
- 2017 born heifers
- Fall Heifer Inventory_2017

As Animals

As Dams

*Animal Data Reporting only

Start new job

Manual Job

This is to create a job to enter new calves, make changes to existing animals, or to transfer animals on entry or as individuals.

You must enter a Title for each job, then choose the Job Type, select the group of animals you are reporting on, next whether they are to be loaded as animals or as dams, then Start new job.

Job: 919583 Membership: 129799 Prefix: 1RPD Title: Manual Job / Animal Data Reporting / Active Invento Type: Animal

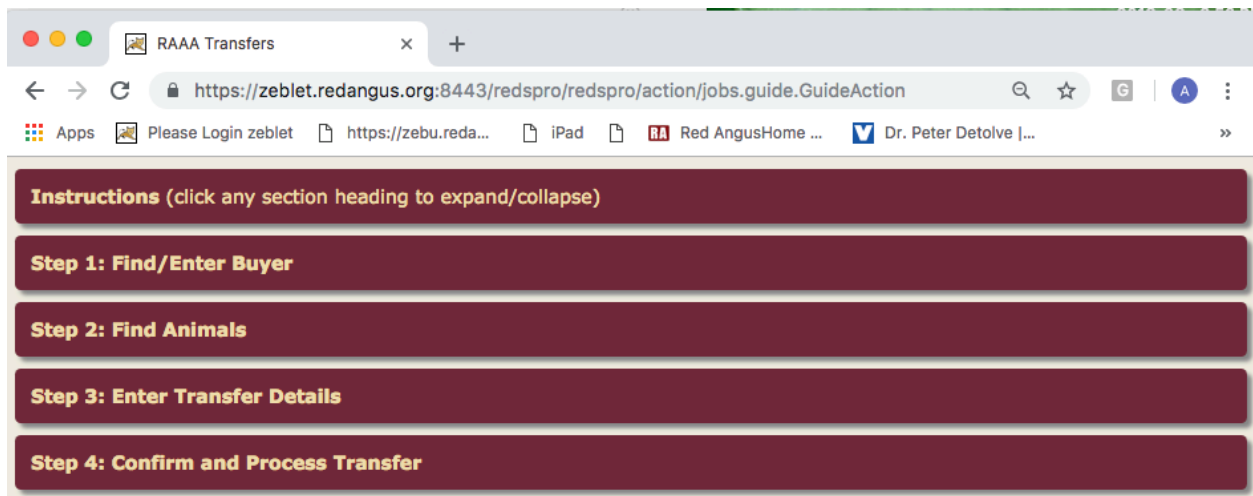
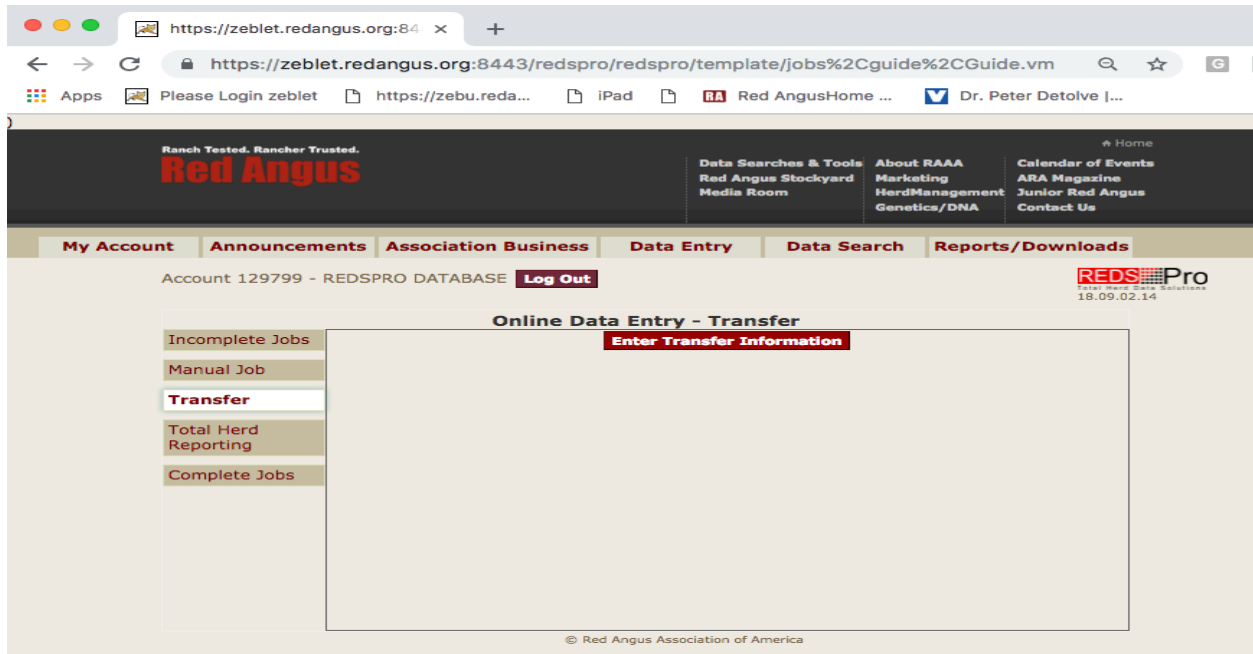
Registration

Save/Exit **Refresh** **Options** **Submit Data**

Animal	BrthDam	DonorDam	Wean	Year	Lease	Other Sires	Transfer	Tsfr Breeding	Owners	Other Buyers	Errors	Warnings										
Dam Reg Nbr	Dam Prfx	Dam ID	Reg Number	ID	Sire Reg Number	Anm Disp	Calf Prfx	Birth Date	Brth Year	Sex	Brth Wt	CE	Contmp Brdr	Brth Grp	Twin	Mtg	Color	HPS	Reg	Print	Name	Calf Year
			3974040	A1	1522532	0	1RPD	12-01-2017	2017	B	85	1	129799	1	1	3	1	P	Z		11111	2017

Transfer

For transferring of existing animals from your inventory.



Transfers have a separate instruction option to guide you through submitting a transfer of an existing animal. Please see those if you are submitting transfers on existing animals.

Total Herd Reporting

This screen lists the Performance and number of animals reported on, and allows for direct access for entry of THR.

Account 129799 - REDSPRO DATABASE [Log Out](#)

Online Data Entry - Total Herd Reporting

Spring **Fall** 2018

REDSPRO DATABASE

Performance Advocacy		
Cow Herd Inventory	0 / 0	0%
Birth Weight	0 / 0	0%
Calving Ease	0 / 0	0%
Weaning Weight	0 / 0	0%
Yearling Weight	0 / 0	0%
Yearling Hip Height	0 / 0	0%
Ultrasound	0 / 0	0%

Note: For partial reporting, use manual job. These options are for complete reporting.

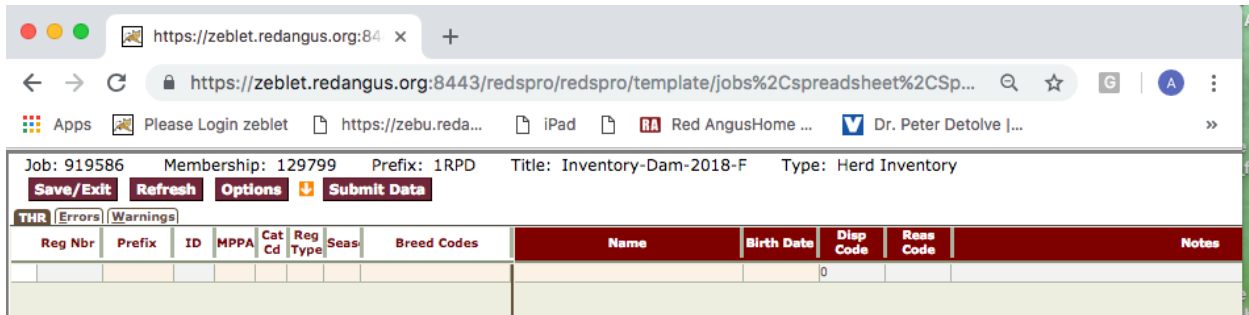
[Start Job for 2018 - Fall Calves](#) [Start Job for 2018 - Fall Cow Inv](#)

Dams	Calves
0 Enrolled in THR	0 Calves
0 Culled	0 Calving Esses
0 Pending	0 Birth Weights
0 With Productivity	0 Removed Prior to Weaning
0 Without Calves or Productivity	0 Weaning Weights
	0 Removed After Weaning
	0 Yearling Weights
	0 Yearling Hip Heights
	0 Ultrasound Records

© Red Angus Association of America

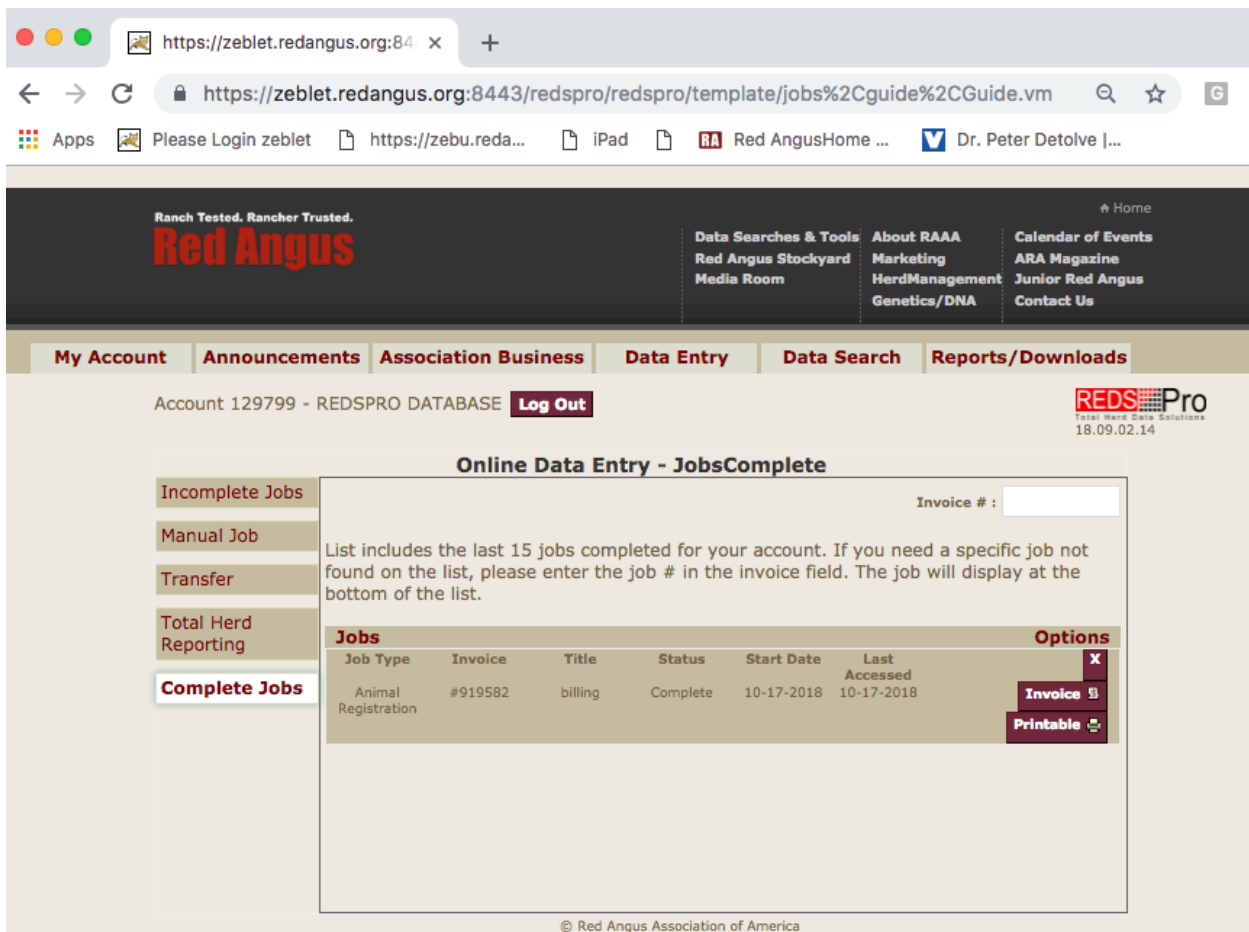
Start Jobs for: (current year, chosen season) Cow Inv

This is an option to view your current female inventory for Spring or Fall, to dispose of dams that have died, been sold but not transferred or reason codes to get the females in the correct season.



Start Jobs for: (current year, chosen season) Calves

This is the option to report a calf record or a reason for no calf, for each dam listed in the season. A record must be reported for every dam, no exceptions.



Complete Jobs

This tab lists the most recent completed jobs. You can review the Invoice or the printable, listing the data submitted.

Data Entry Upload

Ranch Tested. Rancher Trusted.
Red Angus

Home

Data Searches & Tools
Red Angus Stockyard
Media Room

About RAAA
Marketing
HerdManagement
Genetics/DNA

Calendar of Events
ARA Magazine
Junior Red Angus
Contact Us

My Account | Announcements | Association Business | **Data Entry** | Data Search | Reports/Downloads

Account 129799 - REDSPRO DATABASE [Log Out](#)

File Upload ?

Job Title

Type

File No file chosen
(Must be .xls, .xlsx, .csv, .txt or .rec)

Account #

[Upload File](#)

REDSPRO Pro
Total Herd Data Solutions
18.09.02.14

This is utilized for uploading excel templates, that you have been utilizing offline. It is also the upload point for Members who are Cowsense users.

Barn Sheets

Ranch Tested. Rancher Trusted.
Red Angus

Home
Data Searches & Tools
Red Angus Stockyard
Media Room
About RAAA
Marketing
HerdManagement
Genetics/DNA
Calendar of Events
ARA Magazine
Junior Red Angus
Contact Us

My Account | Announcements | Association Business | Data Entry | Data Search | Reports/Downloads

Account 129799 - REDSPRO DATABASE **Log Out** **REDS Pro**
Total Herd Data Solutions
18.09.02.14

Barn Sheets

Input RAAA #'s

MyHerd Group
Animal Groups for 129799
No Group
Default Groups
Active Inventory--Whole Herd
Bull Herd Inventory
Fall Cow_Inventory
Foreign Inventory
Inactivated Cow Inventory
Sires
Spring Cow_Inventory
Fall Heifer Inventory_2016
Spring Heifer Inventory_2016
2017 Fall No Progeny
2017 Spring No Progeny
2017 born bulls
2017 born heifers

Options
Generate Barnsheet

Title
Title:

Pick a Lab
Lab:

Options
Email Member:

CC:

Sort by:

For those who Ultrasound their animals, you can create a barn sheet, for the ultrasound

Data Search

The screenshot shows a web browser window with the URL <https://zeblet.redangus.org:8443/redspro/redspro/template/animalSearch%2CAnimalSearch.vm>. The page header features the Red Angus logo and navigation links for Data Searches & Tools, About RAAA, and Calendar of Events. A secondary navigation bar includes My Account, Announcements, Association Business, Data Entry, Data Search, and Reports/Downloads. The main content area is titled "Animal Search" and includes a "Quick Search" section with fields for Association (pre-filled with "Red Angus Association of America (UAR, UNITED STATES)"), Registration numbers, Animal Ids, Animal names, and Prefixes. It also has radio buttons for "Exact term match" and "Partial term match", and buttons for "Quick Search" and "Clear all fields and start new search". Below this is an "Advanced Search Parameters" section with fields for "Animals born between", "Animals born from the following sires", and "Animals born from the following dams".

Animal Search

This is the option to search for specific animals, by registration number, animal id and herd prefix, or by name. Or you can set a specific set of parameters to access the information you need.

https://zeblet.redangus.org:84 x +

https://zeblet.redangus.org:8443/redspro/redspro/template/animalSearch%2CCustomSearch.vm

Apps Please Login zeblet https://zebu.reda... iPad Red AngusHome ... Dr. Peter Detolve ... Inbox - angelia@r... REDSPRO Login New Tab

Ranch Tested. Rancher Trusted. **Red Angus**

Data Searches & Tools
Red Angus Stockyard
Media Room

About RAAA
Marketing
HerdManagement
Genetics/DNA

Calendar of Events
ARA Magazine
Junior Red Angus
Contact Us

Home

My Account Announcements Association Business Data Entry Data Search Reports/Downloads

Account 129799 - REDSPRO DATABASE **Log Out**

REDSPro
Data: Herd Data Solutions
18.09.02.14

Expanded Animal Search

Look up EPDs, Performance Data, Pedigree, and Owner Information on animals using EPD criteria.

EPD Traits

	Min Val ?	Max Val ?	Min Acc ?
HerdBuilder	<input type="text"/>	<input type="text"/>	<input type="text"/>
GridMaster	<input type="text"/>	<input type="text"/>	<input type="text"/>
CED (Calving Ease Direct)	<input type="text"/>	<input type="text"/>	<input type="text"/>
BW (Birth Weight)	<input type="text"/>	<input type="text"/>	<input type="text"/>
WW (Weaning Weight)	<input type="text"/>	<input type="text"/>	<input type="text"/>
YW (Yearling Weight)	<input type="text"/>	<input type="text"/>	<input type="text"/>
ADG (Average Daily Gain)	<input type="text"/>	<input type="text"/>	<input type="text"/>
DMI (Dry Matter Intake)	<input type="text"/>	<input type="text"/>	<input type="text"/>
Milk (Daughter's Milk)	<input type="text"/>	<input type="text"/>	<input type="text"/>
ME (Maintenance Energy)	<input type="text"/>	<input type="text"/>	<input type="text"/>
HPG (Heifer Pregnancy)	<input type="text"/>	<input type="text"/>	<input type="text"/>
CEM (Calving Ease Maternal)	<input type="text"/>	<input type="text"/>	<input type="text"/>
STAY (Stayability)	<input type="text"/>	<input type="text"/>	<input type="text"/>
MARB (Marbling)	<input type="text"/>	<input type="text"/>	<input type="text"/>
YG (Yield Grade)	<input type="text"/>	<input type="text"/>	<input type="text"/>
CW (Carcass Weight)	<input type="text"/>	<input type="text"/>	<input type="text"/>
REA (Rib Eye Area)	<input type="text"/>	<input type="text"/>	<input type="text"/>
FAT (12th Rib Fat Thickness)	<input type="text"/>	<input type="text"/>	<input type="text"/>

Additional Options

Animals born between and

Sire's RAAA #

Dam's RAAA #

Sort By **Animal Name** ↓

Animal type **All** ↓

Red Angus categories

- A: 100%
- B: 87 <= % Angus < 100
- 2: 87 <= % Angus <= 100, Disqualifying Characteristic

EPD Search

This screen allows you to look for animals with a certain EPD criteria.

The screenshot shows a web browser window with the URL `https://zeblet.redangus.org:8443/redspro/redspro/template/memberSearch%2CmemberSearchIndex.vm`. The page header includes the Red Angus logo and navigation links such as "Data Searches & Tools", "About RAAA", and "Calendar of Events". A secondary navigation bar contains "My Account", "Announcements", "Association Business", "Data Entry", "Data Search", and "Reports/Downloads".

The main content area is titled "Member Search" and includes the text "Look up members of the Red Angus Association of America." Below this is a search form with three tabs: "General", "Address", and "Associated". The "General" tab is active and contains the following fields:

- Account Numbers:
- Prefixes:
- E-Mail Address:
- Username:
- Phone Number:
- Name:
 - First:
 - Last:
 - Business:

Below the search fields is an "Additional Options" section with a dropdown menu for "Account Type" currently set to "Regular RAAA Members". A "Search" button is located at the bottom left of the form area.

At the bottom of the page, there is a copyright notice: "© Red Angus Association of America".

Member Search

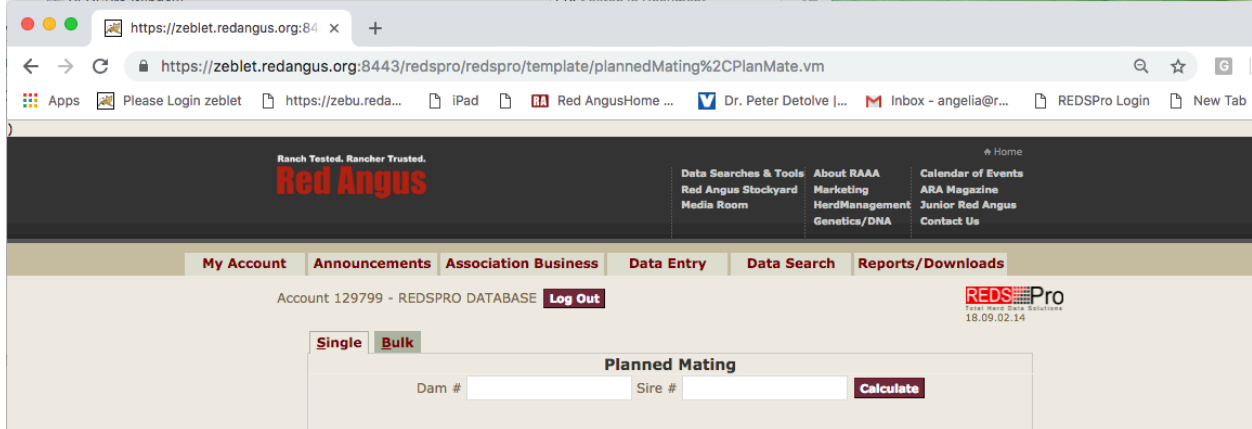
You can search for other member's contact information.

The screenshot shows a web browser window with the URL <https://zeblet.redangus.org:8443/redspro/redspro/template/marketing%2CtagSearch.vm>. The page features the Red Angus logo at the top left with the tagline "Ranch Tested. Rancher Trusted." and a navigation menu with categories like "Data Searches & Tools", "About RAAA", and "Calendar of Events". A secondary menu includes "My Account", "Announcements", "Association Business", "Data Entry", "Data Search", and "Reports/Downloads". The main content area displays "Account 129799 - REDSPRO DATABASE" with a "Log Out" button and the "REDSPro" logo. The "Tag Search" section is titled "ASV Tags." and contains the "Red Angus Tag Search Form" with input fields for "Tag Nbr", "Certificate Nbr", "State" (a dropdown menu), and "Last Name". There are "Search" and "Clear Fields" buttons at the bottom of the form.

ASV Tag Search

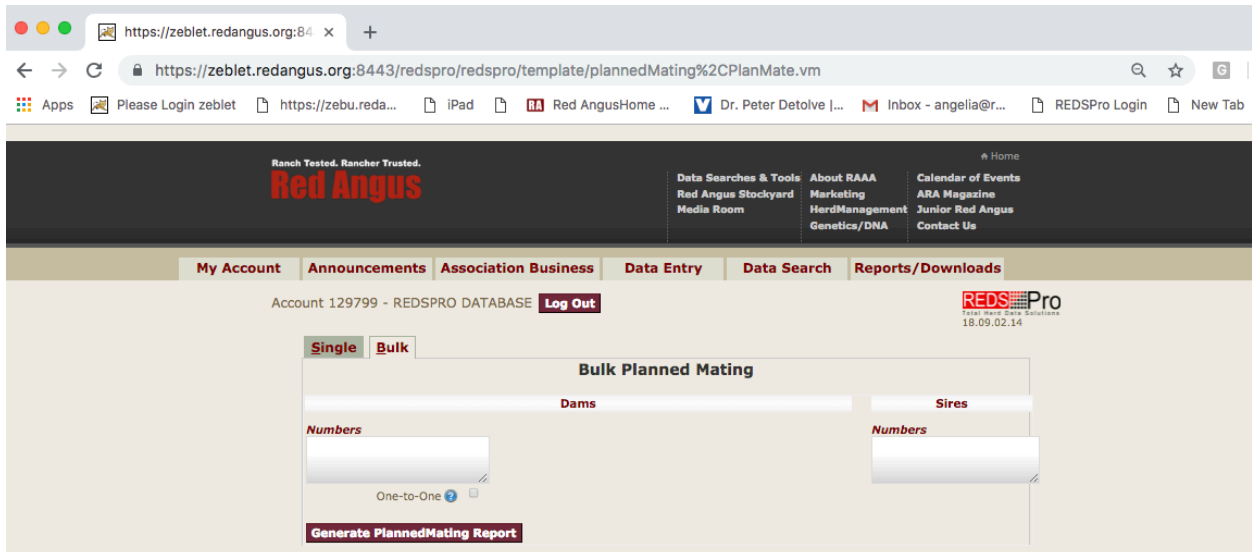
If you are looking for information regarding a particular animal that is in the tagging program you can search by the criteria listed.

Planned Mating



To get the estimated EPDs of a particular dam and sire.

Bulk Planned Mating



To get the estimated EPDs of multiple dams and sires.

EPD Stats

Ranch Tested. Rancher Trusted.
Red Angus

Search

ABOUT RED ANGUS | DATA SEARCHES & TOOLS | MARKETING | HERD MANAGEMENT | **GENETICS/DNA** | SALES AND EVENTS | JUNIOR RED ANGUS

EPD AVERAGES AND RANGES (FALL 2018)

	PROVEN AND OPPORTUNITY SIRES					ACTIVE DAMS IN INVENTORY 2017					NON-PARENTS <2 YRS OF AGE				
	HB	GM	CED	BW	WW	YW	ADG	DMI	MILK	ME	HPG	CEM	STAY	MARB	YG
Min.	-62	12	-16	-13.60	-56	-104	-0.30	-1.34	-21	-26	-9	-25	-12	-4.26	-1.10
Average	172	48	12	-1.09	55	87	0.219	0.66	23	1	11	7	16	0.37	0.10
Max.	281	73	27	9.50	157	259	0.64	2.70	46	24	29	21	29	1.55	0.56

EPD Averages and Ranges for Proven and Opportunity Sires

Takes you directly to the EPD Averages and Ranges

Reports/Downloads

Account 129799 - REDSPRO DATABASE [Log Out](#)

My Reports
Select a group of animals, select a report, then click on generate report to see your animals.

The following reports are for informational purposes only. These files CANNOT be uploaded by staff for processing. If you send these files to the Registration Department for uploading they will be returned to you.

Select a Group and a Report

Existing Group | **Quick Group**

Default Groups

- Active Inventory--Whole Herd
- Bull Herd Inventory
- Fall Cow_Inventory
- Foreign Inventory
- Inactivated Cow Inventory
- Spring Cow_Inventory
- Fall Heifer Inventory_2016
- Spring Heifer Inventory_2016
- 2017 Fall No Progeny
- 2017 Spring No Progeny
- 2017 born bulls
- 2017 born heifers
- Fall Heifer Inventory_2017
- Spring Heifer Inventory_2017
- 2018 born bulls
- 2018 born heifers
- Spring Heifer Inventory_2018
- 2018 Spring Bull 1
- 2018 S Bull data 2
- 2018 S Bull data 3

Custom Groups

System Reports

- Calf Crop Summary
- Sire Averages (in group)
- Dam Averages (in group)
- Maternal Grand sire Averages (in group)
- Genetic Defect Test Summary
- Dam Summary
- Genetic Defect Suspect Summary
- Animals On Hold
- Transferred Animals - No Group Required

Default Reports

- Actual Data Report Fields
- Birth CG_Report
- ContemporaryGrp_Summary
- DNA Report
- DNA Submit
- EPD Report
- Heifer Exposure Data Report
- Herd Inventory
- Lease Data Report
- SCDE limited version
- SCDE/Pedigree
- Show Data
- Show_Template
- Ultrasound Barn Sheet
- Ultrasound Sire Report
- Ultrasound Summary Report

My Reports

Reports and groups have been designed with the Member in mind, for information that you might want to review.

Choose a particular group of animals in the group column, or create your own quick group, then choose what report you would like to see, next generate the report. It will output into an .csv file or you can choose the option for an .xls

Ranch Tested. Rancher Trusted.
Red Angus

Home

Data Searches & Tools
Red Angus Stockyard
Media Room

About RAAA
Marketing
HerdManagement
Genetics/DNA

Calendar of Events
ARA Magazine
Junior Red Angus
Contact Us

My Account Announcements Association Business Data Entry Data Search Reports/Downloads

Account 129799 - REDSPRO DATABASE [Log Out](#)

Custom Report Creation [Tutorials](#)

Report Name :

Available Headers

- Animal
- Actual Data
- Weaning
- Yearling
- Ultrasound
- Epds
- BirthDam
- GeneticDam
- Sire
- MostRecentCalf
- CurrentOwnerAccount
- CntmpBreederAccount
- BreederAccount
- DNA
- Cont Grp
- Lease
- Misc

Selected Headers

Up Down Rename Remove

[Save Report](#)

© Red Angus Association of America

Create Report

If you do not find the report you are looking for, on the pull down you have an option to create a custom report. Be sure you name the report. You have available fields of information to choose from, click the information from the left column it will appear in the right column. You also have the option to order them or rename the fields. When all is chosen then save the report. This will then populate in the Reports column of My Reports as a Custom Report option.

The screenshot shows a web browser window with the URL `https://zeblet.redangus.org:8443/redspro/redspro/template/myHerd%2CListGroups.vm`. The page header features the Red Angus logo and navigation links such as 'Data Searches & Tools', 'About RAAA', and 'Calendar of Events'. A secondary navigation bar contains links for 'My Account', 'Announcements', 'Association Business', 'Data Entry', 'Data Search', and 'Reports/Downloads'. Below this, the user's account information is displayed as 'Account 129799 - REDSPRO DATABASE' with a 'Log Out' button. The main content area is titled 'Your Groups' and includes the text 'Easily manage groups of animals in your herd.' Below this text is a table with columns for 'Group name' and 'Actions'. An 'Action' label is positioned to the left of the table, and a 'Create a new Group' button is located below the table.

My Groups

When a group is created it is stored here. You can view the group or edit the group.

Account 129799 - REDSPRO DATABASE [Log Out](#)

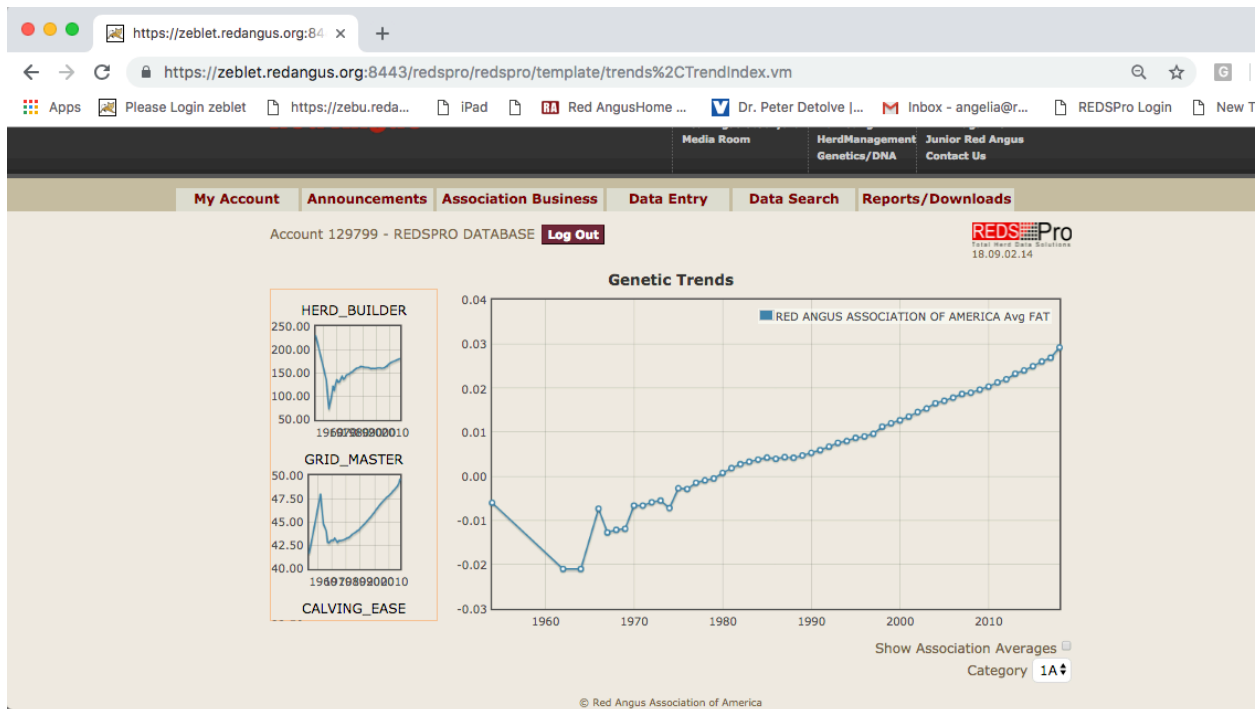
Custom Group Creation
Custom Groups allows you the ability to retrieve information, providing a tool for managing your animals.

- ▶ Your Group
- ▶ Herd Groups
- ▶ General Criteria
- ▶ Animal Criteria
- ▶ Sires and Dams Criteria
- ▶ Filters

[Preview animals in group](#) [Clear all fields](#)
[Cancel creation and go back to the list of groups](#)

Create a Group

This is the option to create a specific group of animals. Each section expands so that the group can be named and you can set the criteria for the group. Once you click preview animals the group is created and will appear in group options in your account.



Genetic Trends

This is a graph produced from your herd to compare with the Red Angus Herd.
 You can choose different options to view.

The screenshot shows a web browser window with the URL <https://zeblet.redangus.org:8443/redspro/redspro/template/fileDownloads%2CFileDo...>. The page header features the Red Angus logo and navigation links. The main navigation bar includes 'My Account', 'Announcements', 'Association Business', 'Data Entry', 'Data Search', and 'Reports/Downloads'. The user is logged in as 'Account 129799 - REDSPRO DATABASE' with a 'Log Out' button. The 'File Download' section is active, showing a list of 'Animal Groups for 129799' and a 'Select Template' dropdown menu. The 'Download File' section shows the file format set to 'PlainText (.csv)'.

File Download

This is to pull templates into an excel spreadsheet, this is useful to anyone who wants to work on data offline and then bring the template back to REDSPro for upload.

This is also for Cowsense users who need to get extracts for upload into their program.

(See Data Entry, uploads)

Ranch Tested. Rancher Trusted.
Red Angus

Home
Data Searches & Tools
Red Angus Stockyard
Media Room
About RAAA
Marketing
HerdManagement
Genetics/DNA
Calendar of Events
ARA Magazine
Junior Red Angus
Contact Us

My Account | Announcements | Association Business | Data Entry | Data Search | Reports/Downloads

Account 129799 - REDSPRO DATABASE **Log Out**

Download Forms [Tutorials](#)

Animals | **THR Reports**

Animal Numbers

Select Form
Form Certificate

Build Form

Download Forms

Members who want to enter their data on paper, have access to pre-printed forms. Or to request individual certificates to be printed and mailed from the National Office.

REDSPro Windows

Job: 919588		Membership: 129799		Prefix: 1RPD		Title: Entering Data		Type: Animal Registration														
Save/Exit		Refresh		Options		Submit Data																
Animal	BrthDam	DonorDam	Wean	Year	Lease	Other Sires	Transfer	Tsfr Breeding	Owners	Other Buyers	Errors	Warnings										
Dam Reg Nbr	Dam Prfx	Dam ID	Reg Number	ID	Sire Reg Number	Anm Disp	Calf Prfx	Birth Date	Brth Year	Sex	Brth Wt	CE	Contmp Brdr	Brth Grp	Twin	Mtg	Color	HPS	Reg	Print	Name	Calf Year

The first row of this window lists the Job number, Membership number, Herd Prefix of account holder, Title listed for each job, and the Type of job created.

Second row has your option buttons, to Save/Exit the job, (to resume at a later date). This option places the job in the Incomplete job section. Refresh button, is to refresh the screen when changes are made. Next is the Options button, it is for different functions within the spreadsheet. (see next example) The last button on this row is the Submit Data and next to it the Approve Warnings Before Submit, the Submit Data is not accessible when there are warnings, until you acknowledge you see the warnings. Once you mark acknowledged then the submit button will go from gold in color to maroon and then you can press forward.

Options Button

Job: 919588 Membership: 129799 Prefix: 1RPD Title: Entering Data Type: Animal Registration

Animal	BrthDam	DonorDam	Other Sires	Transfer	Tsfr Breeding	Owners	Other Buyers	Errors	Warnings											
Dam Reg Nbr	Dam Prfx	Dam ID	Anm Disp	Calf Prfx	Birth Date	Brth Year	Sex	Brth Wt	CE	Contmp Brdr	Brth Grp	Twin	Mtg	Color	HPS	Reg	Print	Name	Calf Year	
					9)0	1RPD	01-01-2018	2018	C	85			1	3	1	P	1	Y	1RPD X1	2018

Sort

- Autofill
- Search
- View All Errors
- Printable Errors
- View All Warnings
- Printable Warnings
- Printable Report

Sort

X

Primary Sort

⇅

⇅

Secondary Sort

⇅

⇅

- ✓ Default
- Records with Errors
- Records with Warnings
- Dam Reg Nbr
- Dam Prfx
- Dam ID
- Reg Number
- ID
- Sire Reg Number
- Anm Disp
- Calf Prfx
- Birth Date
- Sex
- Brth Wt
- CE
- Contmp Brdr
- Mtg
- HPS
- Reg
- Print
- Name
- Name
- Dam Sire #
- Dam Birth Date
- Disp Code
- Reas Code
- Dnr Dam Reg Nbr
- Name
- Yr Sex

Choose how you would like to view your data.

Autofill columns ✕

Overwrite Data

Anm Disp: NO CHANGE

Sex: NO CHANGE

CE: NO CHANGE

Contmp Brdr:

Brth Grp:

Twin: NO CHANGE

Mtg: NO CHANGE

Color: NO CHANGE

HPS: NO CHANGE

Reg: NO CHANGE

Print: NO CHANGE

Disp Code: NO CHANGE

Reas Code: NO CHANGE

Dam Wt Date:

Dam Body Cond: NO CHANGE

Wean Date:

Feed Code: NO CHANGE

Wean Grp:

Yearling Date:

Year Grp:

Yr Sex: NO CHANGE

Hip Ht:

Buyer Account:

Transfer Sale Date:

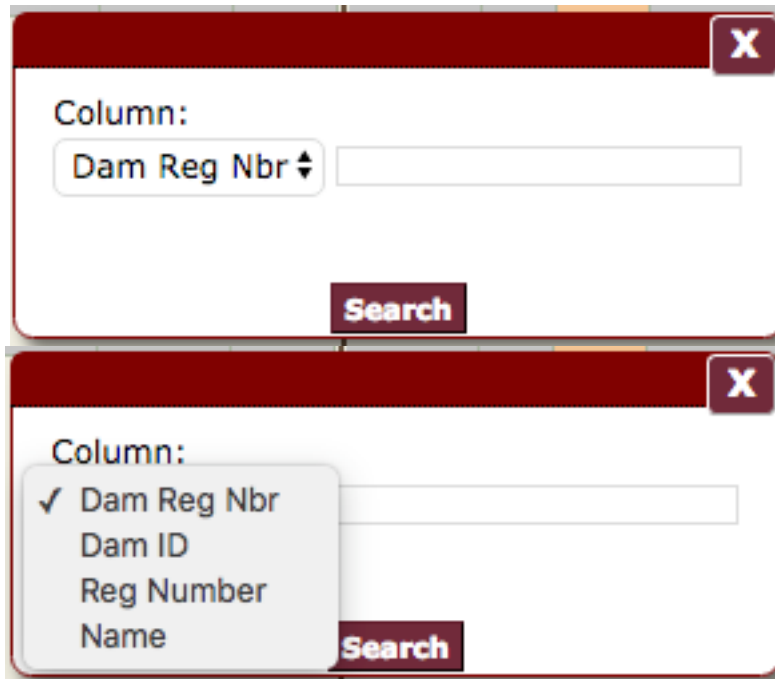
Mail: NO CHANGE

Mail: NO CHANGE

AutoFill **cancel**

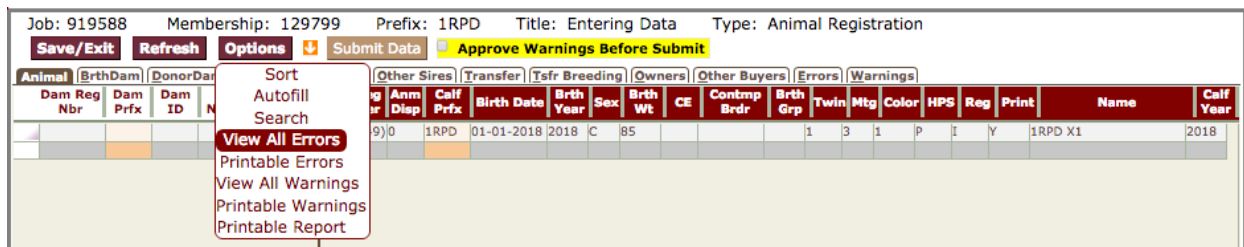
Auto Fill Columns

If all of your dams are listed in the sheet, you can utilize the autofill to enter all the data of that is the same.



Search

This is the search option that allows you to search through the sheet for individual information.



View and Print Errors and Warnings

If you have errors or warnings, you can view them and print them.

Job: 919588		Membership: 129799		Prefix: 1RPD		Title: Entering Data		Type: Animal Registration																	
Save/Exit		Refresh		Options		Submit Data		Approve Warnings Before Submit																	
Animal		BrthDam		DonorDam		Wean		Year		Lease		Other Sires		Transfer		Tsfr Breeding		Owners		Other Buyers		Errors		Warnings	
Dam Reg Nbr	Dam Prfx	Dam ID	Reg Number	ID	Sire Reg Number	Anm Disp	Calf Prfx	Birth Date	Birth Year	Sex	Brth Wt	CE	Contmp Brdr	Brth Grp	Twin	Mtg	Color	HPS	Reg	Print	Name	Calf Year			
			X1		(1537049)0		1RPD	01-01-2018	2018	C	85			1	3	1	P	I	Y	1RPD X1	2018				

Animal

When the animal tab is highlighted you are entering/looking at data for the animal/calf you are needing to add or update.

Dam Reg Nbr = the dam of the calf

Dam Prefix = the dams prefix she was registered under

Dam Id = the unique animal id the dam was registered under

Reg Number = the animal registration number you are correcting, or the registration is blank and you are applying for a new calf

Sire Reg Number = the calf's sire registration number

Anm Disp = the disposal code for the animal Reg Number

Calf Prfx = the first owner on records herd prefix

Birth Date = birth date of Reg Number

Birth Year = the year the Reg Number was born

Sex = the sex of the Reg Number

Birth Wt = The actual weight of the Reg Number

CE = Calving ease of the Reg Number

Contemp Brdr = the account number of the person who is submitting the calf

Management groups

Birth Grp = the 1 or 2-digit management code designation

Twin = single or multiple birth

Mtg = whether it was natural, AI or ET

Color = what color the calf is

HPS = is the animal horned, polled or scurred

Reg = the status of the Reg Number

Print = print a certificate yes or no

Name = if no name entered it will default to animal id and herd prefix

Calf Year = the year the calf is listed (45-day window calves)

Job: 919588		Membership: 129799		Prefix: 1RPD		Title: Entering Data		Type: Animal Registration									
Save/Exit		Refresh		Options		Submit Data		Approve Warnings Before Submit									
Animal	BirthDam	DonorDam	Wean	Year	Lease	Other Sires	Transfer	Tsfr Breeding	Owners	Other Buyers	Errors	Warnings					
Dam Reg Nbr	Dam Prfx	Dam ID	Reg Number	ID	Name	Dam Sire #	Dam Birth Date	Breed Codes	Disp Code	Reas Code	Reas Cd Yr	Dam Wt	Dam Wt Date	Dam Hip Ht	Dam Body Cond	Susp	Teat Size
				X1	DEER RIVER MISS BURGESS 499(1273639)		05-02-2008	100% XX									

Birth Dam

The left portion of the screen will always remain the same, listing Dam Reg Nbr, Dam Prfx, Dam ID, Reg Number, ID, the second portion of the screen will change with each tab. This indicates the birth Dams name, sire birthdate and breed codes. (items that are in the peach/orange sections cannot be accessed).

Disp Code = dam's disposal codes

Reas Code = reason code for why the dam did not calve

Reas Code Yr = the year that the reason code represents

Dam Wt = the weight of the dam at weaning time

Dam Hip Ht = the height of the dam at weaning time

Dam Body Cond = the way the day looks at the time you wean

Susp = the rating of the suspension of the bag at weaning

Teat = the rating of the teats

Job: 919588		Membership: 129799		Prefix: 1RPD		Title: Entering Data		Type: Animal Registration				
Save/Exit		Refresh		Options		Submit Data		Approve Warnings Before Submit				
<u>Animal</u>	<u>BrthDam</u>	<u>DonorDam</u>	<u>Wean</u>	<u>Year</u>	<u>Lease</u>	<u>Other Sires</u>	<u>Transfer</u>	<u>Tsfr Breeding</u>	<u>Owners</u>	<u>Other Buyers</u>	<u>Errors</u>	<u>Warnings</u>
Dam Reg Nbr	Dam Prfx	Dam ID	Reg Number	ID	Dnr Dam Reg Nbr	Donor Dam ID	Name	Breed Codes	Dnr Dam Brth Date	Dnr Dam Sire Nbr	Dnr Dam Flush Dt	
				X1	329429	027	WWR WHITMORE COW	0100% AR	03-11-1990		01-01-1995	

Donor Dam Tab

This tab is used to enter the donor dam information if your calf is the result of an embryo transplant.

Dnr Dam Reg Nbr = the donor dam's registration number

Donor Dam Id = the dam's unique animal id

Name = donor dams name

Breed Codes = dams breed percent

Dnr Dam Brth Date = donor dams birth date

Dnr Dam Sire Nbr = donor dams sire registration number

Dnr Dam Flush Date = date of flush

Job: 919588		Membership: 129799		Prefix: 1RPD		Title: Entering Data		Type: Animal Registration				
Save/Exit		Refresh		Options		Submit Data		Approve Warnings Before Submit				
<u>Animal</u>	<u>BrthDam</u>	<u>DonorDam</u>	<u>Wean</u>	<u>Year</u>	<u>Lease</u>	<u>Other Sires</u>	<u>Transfer</u>	<u>Tsfr Breeding</u>	<u>Owners</u>	<u>Other Buyers</u>	<u>Errors</u>	<u>Warnings</u>
Dam Reg Nbr	Dam Prfx	Dam ID	Reg Number	ID	Wean Wt	Wean Date	Feed Code	Wean Grp				
				X1								

Wean Tab

Wean Wt = the actual weaning weight

Wean Date = the actual date weaning is taken

Feed Code = code indicates whether calf had supplements

Wean Grp = the 1 or 2-digit management code designation

Job: 919588		Membership: 129799		Prefix: 1RPD		Title: Entering Data		Type: Animal Registration				
Save/Exit		Refresh		Options		Submit Data		Approve Warnings Before Submit				
Animal	BrthDam	DonorDam	Wean	Year	Lease	Other Sires	Transfer	Tsfr Breeding	Owners	Other Buyers	Errors	Warnings
Dam Reg Nbr	Dam Prfx	Dam ID	Reg Number	ID	Year Wt	Yearling Date	Year Grp	Yr Sex	Hip Ht	Scrotal	Pelv Ht	Pelv Wd
				X1								

Year Tab

Year Wt = actual yearling weight

Yearling Date = actual date yearling is taken

Year Group = the 1 or 2-digit management code designation

Yr Sex = the sex of the animal at yearling

Hip Ht = height taken at yearling

Scrotal = the scrotal circumference taken at yearling

Pelv Ht = the pelvic height taken at yearling

Pelv wd = the width of the pelvic taken at yearling

Job: 919588		Membership: 129799		Prefix: 1RPD		Title: Entering Data		Type: Animal Registration				
Save/Exit		Refresh		Options		Submit Data		Approve Warnings Before Submit				
Animal	BrthDam	DonorDam	Wean	Year	Lease	Other Sires	Transfer	Tsfr Breeding	Owners	Other Buyers	Errors	Warnings
Dam Reg Nbr	Dam Prfx	Dam ID	Reg Number	ID	Leasee	Start Date	End Date					
				X1								

Lease Tab

Leasee = account number of person leasing Reg Number

Start Date = the beginning date of the lease

End Date = the last date of the lease

Job: 919588 Membership: 129799 Prefix: 1RPD Title: Entering Data Type: Animal Registration

Save/Exit Refresh Options Submit Data Approve Warnings Before Submit

Animal	BrthDam	DonorDam	Wean	Year	Lease	Other Sires	Transfer	Tsfr Breeding	Owners	Other Buyers	Errors	Warnings						
Dam Reg Nbr	Dam Prfx	Dam ID	Reg Number	ID	1	2	3	4	5	6	7	8	9	10	11	12	13	14
				X1														

Other Sires

1-14 = the sire registration numbers of a multiple sire breeding

Job: 919588 Membership: 129799 Prefix: 1RPD Title: Entering Data Type: Animal Registration

Save/Exit Refresh Options Submit Data Approve Warnings Before Submit

Animal	BrthDam	DonorDam	Wean	Year	Lease	Other Sires	Transfer	Tsfr Breeding	Owners	Other Buyers	Errors	Warnings				
Dam Reg Nbr	Dam Prfx	Dam ID	Reg Number	ID	Buyer Account	Business Name	First Name	Last Name	Address	City	Buyer State	Buyer Zip	Phone	Transfer Sale Date	Mail	Pct
				X1												

Transfer Tab

This tab is to transfer the Reg Number animal to a new owner.

Buyer Account = Account number of Buyer (you must have an account number here). To find or create a buyer account number please see next section. When the account number is entered the following columns will fill in where applicable.

Business Name, First Name, Last Name, Address, City, Buyer State, Buyer Zip, Phone

Transfer Sale Date = the day that the animal was sold (day of sale)

Mail = mail a new certificate to the Buyer

Pct = percent of animal that new owner is receiving (100 unless more than one owner or you are keeping a percentage for yourself)

Find Members/Buyers or Create New Buyers

The screenshot shows the Red Angus website interface. At the top, there is a navigation bar with the Red Angus logo and the tagline "Ranch Tested. Rancher Trusted." To the right of the logo are links for "Data Searches & Tools", "About RAAA", and "Calendar of Events". Below these are "Red Angus Stockyard", "Marketing", "ARA Magazine", "Media Room", "HerdManagement", "Junior Red Angus", "Genetics/DNA", and "Contact Us". A "Home" link is also present. Below the navigation bar is a secondary menu with tabs for "Announcements", "Association Business", "Data Entry", "Data Search", "Reports/Downloads", "Marketing", and "Index". The main content area shows the user's account information: "Employee abrooks - RED ANGUS ASSOCIATION OF AMERICA" with a "Log Out" button. The account number is "130263" and the user is identified as "REDSPRO TECHNICIAN". The address is "18335 E 104TH AVE SUITE 202, COMMERCE CITY, CO 80022" and the account balance is "100.00". There is a "Notes" section titled "Online Data Entry - Transfer" with a sub-section "Enter Transfer Information". A sidebar on the left lists "Incomplete Jobs", "Manual Job", "Transfer", "Total Herd Reporting", and "Complete Jobs".

Go to the Data entry tab, choose Transfer, then click on Enter Transfer Information.

The screenshot shows a list of instructions for the Transfer process. The instructions are presented in a vertical list of dark red boxes with white text. The first box is labeled "Instructions (click any section heading to expand/collapse)". The subsequent four boxes are labeled "Step 1: Find/Enter Buyer", "Step 2: Find Animals", "Step 3: Enter Transfer Details", and "Step 4: Confirm and Process Transfer".

The transfer entry port will appear, choose Step 1: Find/Enter Buyer

Instructions (click any section heading to expand/collapse)

Step 1: Find/Enter Buyer

Filters

Acct # Business Name First Name Last Name Street City State Zip Country

Type

Sel **Acct #** **Business Name** **First Name** **Last Name** **Street** **City** **State** **Zip** **Country**

Type

Sel	Acct #	Business Name	First Name	Last Name	Street	City	State	Zip	Country
-----	--------	---------------	------------	-----------	--------	------	-------	-----	---------

If you cannot find your buyer, you can add them: [Add Buyer](#)

Step 2: Find Animals

In the appropriate fields begin to enter data, as you tab after each entry if any data in the data base matches the information you have entered, the possibilities will appear below, the more information entered the more accurate the search. If an account number matches your criteria listed, then use that account number for your transfer job.

Instructions (click any section heading to expand/collapse)

Step 1: Find/Enter Buyer

Filters

Acct # Business Name First Name Last Name **travis** Street City State Zip Country

Type

Sel **Acct #** **Business Name** **First Name** **Last Name** **Street** **City** **State** **Zip** **Country**

Type

Sel	Acct #	Business Name	First Name	Last Name	Street	City	State	Zip	Country
<input type="checkbox"/>	011519	TRAVIS SR, M/M BRUCE	M/M BRUCE	TRAVIS SR	RR 1	CRESTON	IA	50801	US
		LA							
<input type="checkbox"/>	012650	TRAVIS, BILL	BILL	TRAVIS	1021 CARIBOU TRAIL	DALLAS	TX	75238	US
		LA							
<input type="checkbox"/>	021298	TRAVIS, MARK &/OR M J	MARK &/OR M J	TRAVIS	RR 1 BOX 70	RIVERDALE	NE	68870	US
		I							
<input type="checkbox"/>	030802	TRAVIS, ED H	ED H	TRAVIS	1113 VIRGINIA AVE	MC COMB	MS	39648	US
		LA							
<input type="checkbox"/>	046714	TRAVIS, ANDRE	ANDRE	TRAVIS	PO BOX 7602	DANDENONG, V...		03175	AU

If you cannot find your buyer, you can add them: [Add Buyer](#)

Instructions (click any section heading to expand/collapse)

Step 1: Enter Buyer Information

Filters

Account Type

Selected Account Type

If you cannot find the account you are searching for, you will need to create a Buyer account.

Business Name John Does Ranch

First Name John

Last Name doe

Street Address 1234 imaginary street

Address Line 2

City sampson

State tx

Zip/Postal Code 76201

Zip Plus4

Country United States

Phone Number

Email

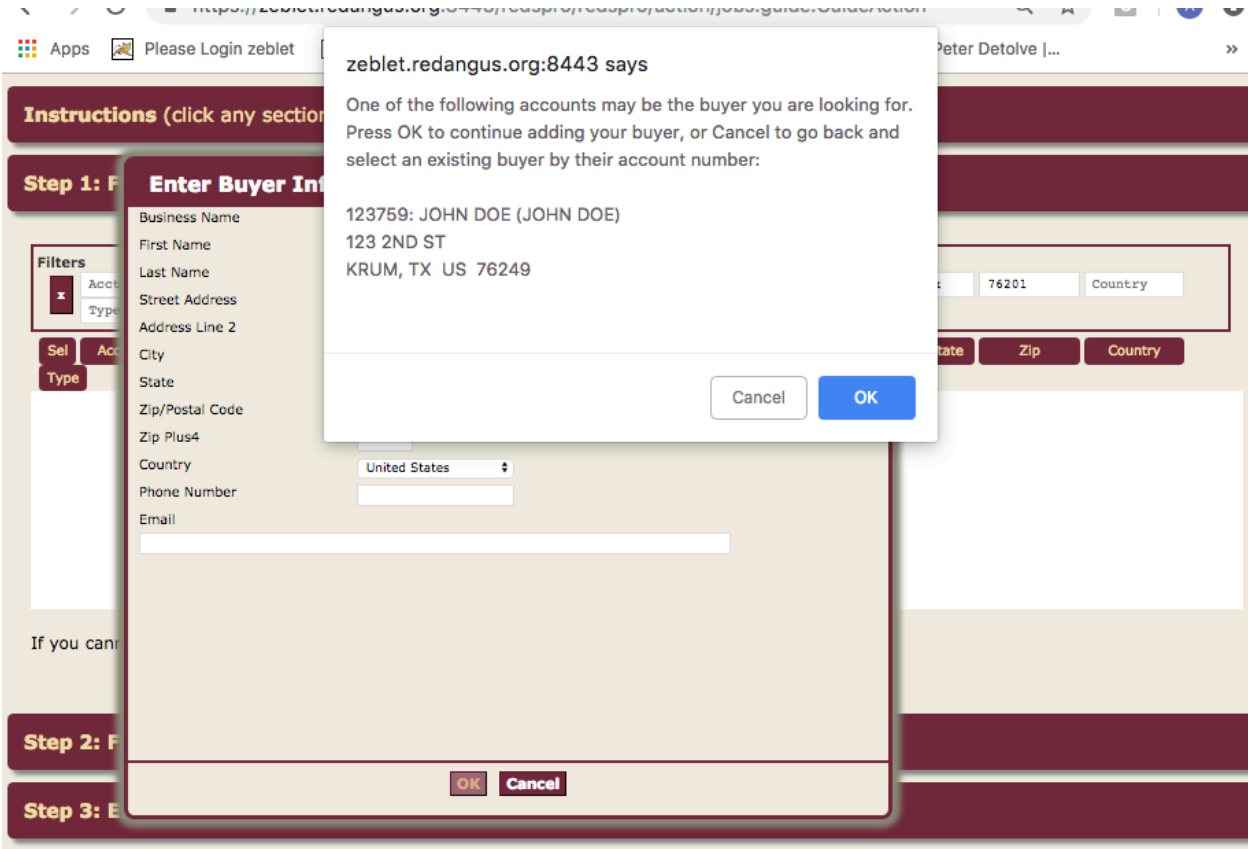
State Zip Country

OK Cancel

Step 2: Enter Account Information

Step 3: Enter Account Information

If you do not find the account you are searching for you will need to create a Buyer account. Based on the complete information you entered, click the Add Buyer account. You will get a pop up to verify the information entered is correct and if you have a phone number and/or email address you can add those now, once all information is entered click ok.



At this point the system will check one more time to see if there is a possible match, if one gets close it will give you a pop up to compare to your information. If it matches your information you can use the listed account number, (don't forget to copy the number) click cancel, click cancel again and you are done to return to transfer job.

If this is not a match you will want to continue to create your new buyer account.

Apps Please Login zeblet zeblet.redangus.org:8443 says Peter Detolve |... >>

Instructions (click any section)

Step 1: Find Buyer **Enter Buyer Info**

Business Name: John Does Ranch

First Name: John

Last Name: doe

Street Address: 1234 imaginary street

Address Line 2:

City: smpson

State: tx

Zip/Postal Code: 76201

Zip Plus4:

Country: United States

Phone Number:

Email:

OK Cancel

If you cannot find your buyer, you can add them: **Add Buyer**

By clicking OK, you will then receive another pop up indicating the new Added Buyer account number. (don't forget to copy the number) Now you can click OK and return to your transfer job with your new account number.

Job: 919588		Membership: 129799		Prefix: 1RPD		Title: Entering Data		Type: Animal Registration						
Save/Exit		Refresh		Options		Submit Data		Approve Warnings Before Submit						
Animal	BrthDam	DonorDam	Wean	Year	Lease	Other Sires	Transfer	Tsfr Breeding	Owners	Other Buyers	Errors	Warnings		
Dam Reg Nbr	Dam Prfx	Dam ID	Reg Number	ID	AI Sire 1 Reg Nbr	AI Sire 1 Brd Dt	AI Sire 2 Reg Nbr	AI Sire 2 Brd Dt	Pas Sire 1 Reg Nbr	Pas Sire 1 In Dt	Pas Sire 1 Out Dt	Pas Sire 2 Reg Nbr	Pas Sire 2 In Dt	Pas Sire 2 Out Dt
				X1										

Tsfr Breeding Tab

This tab is to enter breeding information on a female being sold bred.

AI Sire 1 Reg Nbr = registration number of 1st Ai sire

AI Sire 1 Brd Date = The date of the 1st AI mating

AI Sire 2 Reg Nbr = registration number of 2nd Ai sire

AI Sire 2 Brd Dt = the date of the 2nd Ai mating

Pas Sire 1 Reg Nbr = registration number of pasture sire

Pas Sire 1 in Dt = the date the pasture sire was placed with the dam

Pas Sire 1 Out Dt = the date the pasture sire was removed from the dam

Pas Sire 2 Reg Nbr = registration number of pasture sire

Pas Sire 2 in Dt = the date the pasture sire was placed with the dam

Pas Sire 2 Out Dt = the date the pasture sire was removed from the dam

Job: 919588		Membership: 129799		Prefix: 1RPD		Title: Entering Data		Type: Animal Registration														
Save/Exit		Refresh		Options		Submit Data		Approve Warnings Before Submit														
Animal	BrthDam	DonorDam	Wean	Year	Lease	Other Sires	Transfer	Tsfr Breeding	Owners	Other Buyers	Errors	Warnings										
Dam Reg Nbr	Dam Prfx	Dam ID	Reg Number	ID	1	Pct	Mail	2	Pct	Mail	3	Pct	Mail	4	Pct	Mail	5	Pct	Mail	6	Pct	Mail
				X1																		

Owners tab

If an animal is multiply owned,

1-6 = each owner will be listed here and the percent they own.

Job: 919588 Membership: 129799 Prefix: 1RPD Title: Entering Data Type: Animal Registration

Animal	BrthDam	DonorDam	Wean	Year	Lease	Other Sires	Transfer	Tsfr Breeding	Owners	Other Buyers	Errors	Warnings							
Dam Reg Nbr	Dam Prfx	Dam ID	Reg Number	ID	2	Pct	Mail	3	Pct	Mail	4	Pct	Mail	5	Pct	Mail	6	Pct	Mail
				X1															

Other Buyers Tab

2-6, Pct, Mail = when transferring an animal to multiple owners, list each owners account number, the percent being transferred to them and yes or no to print certificates.

Job: 919588 Membership: 129799 Prefix: 1RPD Title: Entering Data Type: Animal Registration

Animal	BrthDam	DonorDam	Wean	Year	Lease	Other Sires	Transfer	Tsfr Breeding	Owners	Other Buyers	Errors	Warnings
Dam Reg Nbr	Dam Prfx	Dam ID	Reg Number	ID	Errors							
				X1								

Errors Tab

Under the Dam Reg Nbr heading, and left of the actual dam registration number is a box, if in that box is a Red triangle in the upper left corner, you have an error that must be corrected, the description of this error will be listed under the error tab.

Job: 919588 Membership: 129799 Prefix: 1RPD Title: Entering Data Type: Animal Registration

Animal	BrthDam	DonorDam	Wean	Year	Lease	Other Sires	Transfer	Tsfr Breeding	Owners	Other Buyers	Errors	Warnings
Dam Reg Nbr	Dam Prfx	Dam ID	Reg Number	ID	Warnings							
				X1	Donor Dam 329429 is not DNA typed; Has these defects in pedigree: OS; Sire 2293142 is not DNA typed							

Warnings Tab

Under the Dam Reg Nbr heading, and left of the actual dam registration number is a box, if in that box is a Pink triangle in the lower right hand corner, you have a warning. These warnings are listed for you to review and if they are accurate, you can check the Approve Warnings box and Submit data.

The screenshot shows the Red Angus website interface. At the top left is the Red Angus logo with the tagline "Ranch Tested. Rancher Trusted." To the right of the logo are navigation links: "Data Searches & Tools", "Red Angus Stockyard", "Media Room", "About RAAA", "Marketing", "HerdManagement", "Genetics/DNA", "Calendar of Events", "ARA Magazine", "Junior Red Angus", and "Contact Us". Below the logo is a navigation bar with tabs for "My Account", "Announcements", "Association Business", "Data Entry", "Data Search", and "Reports/Downloads". The main content area shows "Account 129799 - REDSPRO DATABASE" with a "Log Out" button. A progress bar indicates "Running Error Checks" and "Upload done successfully". Below this, there are "Options" including an "Edit Job" button and a "Proceed to Billing*" button. A red asterisk note below the "Proceed to Billing*" button reads "(*Required to complete job.)". The REDSPRO logo and version "18.09.02.14" are visible in the top right corner.

Proceed to Billing

Once you clicked Submit Data, the next page is running error checks, if there are no errors a Proceed to billing button will appear. If this button does not appear, click Edit Job to view and correct your errors. Errors must be corrected in order to submit data.

Ranch Tested. Rancher Trusted.

Red Angus

Home

Data Searches & Tools
Red Angus Stockyard
Media Room

About RAAA
Marketing
HerdManagement
Genetics/DNA

Calendar of Events
ARA Magazine
Junior Red Angus
Contact Us

My Account | Announcements | Association Business | Data Entry | Data Search | Reports/Downloads

Account 129799 - REDSPRO DATABASE [Log Out](#)

REDSPro
Total Herd Data Solutions
18.09.02.14

[Back To Job](#)

Invoice # 919588 Entering Data

Invoice Status : Incomplete

Red Angus Association of America
18335 E. 103rd Avenue, Suite 202 -- Commerce City, Colorado USA 80022-3103
Phone: (940) 387-3502 - Fax: (888) 829-6069

129799 - REDSPRO DATABASE
18335 E 103RD AVE., SUITE 202
COMMERCE CITY, CO 80022

Prior Balance \$ 20.00

Description	Details	Amount	Units	
1300 - IA PRE-REGISTRATION		\$0.00	1	Subtotal: \$0.00
▶ Details				
8920 - ET THR ASSESSMENT		\$20.00	1	Subtotal: \$20.00
▶ Details				

Sales Tax \$ 0.00
Balance of Bill \$ 20.00

Payment Type : [Add Payment](#)
Payment Amount : \$
Authorization Number :

Total Balance [Final Submit](#)
\$40.00

© Red Angus Association of America

Final Submit

This is the Invoice detail. It will indicate any billing that may have transpired, you can submit the payment by clicking the add Payment screen and following the instructions. Once you are complete hit Final Submit. Once it is done, the Incomplete Status on the right hand side will change to Complete, and your data is available for review.